



# **HAWAII HEALTH SYSTEMS**

C O R P O R A T I O N

*Quality Healthcare For All*

## **Hawaii Health Systems Corporation (HHSC) 2025 Legislative Budget Briefing**

### **COMMITTEE ON WAYS & MEANS**

**Senator Donovan M. Dela Cruz, Chair  
Senator Sharon Y. Moriwaki, Vice Chair**

### **COMMITTEE ON HEALTH AND HUMAN SERVICES**

**Senator Joy A. San Buenaventura, Chair  
Senator Henry J.C. Aquino, Vice Chair**

**Wednesday, January 8, 2025  
11:30 a.m.  
Hawaii State Capitol  
Conference Room 211**

### **HHSC's Mission**

The mission of Hawaii Health Systems Corporation is to provide accessible, high quality, cost-effective services which address the healthcare needs of Hawaii's unique island communities.

### **Background**

Hawaii Health Systems Corporation (HHSC) plays a vital role in the healthcare delivery system for the State of Hawaii. In fiscal year 2024, HHSC's acute discharges for the four HHSC regions were 14,017, which accounts for approximately 13% of all acute care discharges in the State of Hawaii. In fiscal year 2024, HHSC's emergency department visits for the four HHSC regions were 91,459, representing approximately 19% of all emergency department visits statewide.

The impact of HHSC's facilities on the neighbor islands is even more impressive.

- For residents of the County of Hawaii, HHSC's facilities cared for over 70% of all acute care discharges and 81% of all emergency department visits.
- For residents of the County of Kauai, HHSC's facilities cared for approximately 22% of all acute care discharges and 40% of all emergency department visits.

## **Healthcare Landscape**

Healthcare providers operate in a very complex, highly regulated, and rapidly changing environment with constant pressure from payors to deliver higher quality care at a lower cost. Development of health information technology, physician networks, quality improvement, and expertise in healthcare compliance rules and regulations and the revenue cycle is essential for successful hospital operations. Private hospitals have invested substantially in these areas while HHSC, with limited resources, is challenged to keep pace.

## **Historical Challenges**

HHSC's facilities face challenges such as:

- Large percentage of Medicaid/QUEST and uninsured patients.
- Inadequate government and third-party reimbursements for healthcare services.
- Labor costs well above industry norms. HHSC's fringe benefit rate as a state agency is 64% as compared to the average private Hawaii hospital fringe benefit rate of 30%. Given HHSC's salaries expense, that difference alone represents \$90 million of HHSC's need for general fund appropriations.
- Difficulty in attracting and retaining specialized health sector workforce in rural communities due to cost of living and lack of education and training opportunities.
- High cost contracted nursing and other clinical personnel to meet staffing shortages.
- Small scale operations which are costly to maintain.
- The need for capital investment in new medical technology.
- Aging facilities, with life and safety code issues and deferred maintenance, well beyond the average for similar facilities across the country.
- The impact of national changes to healthcare policy, federal mandates, and federal budget reductions.

## **Accomplishments**

In spite of its many challenges, HHSC continues to provide high quality healthcare to the island communities it serves and is making progress in key areas. The following are some of the major accomplishments over the past year:

- Commitment to Providing Quality Care:
  - Hale Ho'ola Hamakua, Hilo Benioff Medical Center, Leahi Hospital, Maluhia, and Samuel Mahelona Memorial Hospital achieved the highest possible overall five-star rating from Medicare's Nursing Home Compare website.
- Focus on Growing Revenue: Despite the challenges of staffing shortages and increased operational costs, HHSC managed to increase its operating revenues for fiscal year 2024 approximately 11.3% from fiscal year 2023 and 24.3% from fiscal year 2022. Two primary drivers of this revenue growth are:

- Achieving Equity with Hawaii Private Hospitals in Commercial Contract Negotiations: Utilizing the resources of a consulting firm and published payment rates available as a result of federal price transparency legislation, HHSC continued its negotiation of contracts for its commercial lines of business that will bring HHSC's reimbursement rates for healthcare services up to par with those of the private hospitals in the State of Hawaii. The increases in reimbursement rates have contributed to HHSC's revenue growth in fiscal year 2024, and will continue into the future as new contracts are negotiated.
- Focus on Revenue-Generating Services that Improve Services to the Community: In fiscal year 2024, Hilo Benioff Medical Center developed revenue generating services by continuing to expand their specialty care services including dermatology and plastic surgery. A new CT scanner was installed at Samuel Mahelona Memorial Hospital in fiscal year 2024. Not only did it generate new revenue for the facility, it provided residents on the east and north sides of Kauai with CT services that previously did not exist. The closest facility with CT services required residents to drive nearly 30 miles from their home. Samuel Mahelona Memorial Hospital also became a provider of meals to homebound seniors on the island of Kauai for the Meals on Wheels program. With the successful expansion of their meal service delivery, the facility also sells meals to the local community.
- Maximizing Federal Funding Opportunities: HHSC's East Hawaii and Kauai Regions have continued to convert some of their outpatient clinics to rural health clinics to achieve enhanced Medicare and Medicaid reimbursement for those services. As a result of the conversions to rural health clinics, in fiscal year 2024, revenue increased by approximately \$16 million from the previous fiscal year. HHSC worked with the State of Hawaii MedQUEST Division to establish a public hospital uncompensated care pool which provides federal funds to partially subsidize HHSC's losses from providing care to Medicaid, MedQUEST, and uninsured patients. HHSC received over \$66 million in funds in fiscal year 2024 from this program. HHSC has also been successful in working with Hawaii's Congressional delegation to obtain Congressional Directed Spending grants, receiving \$2.5 million for electronic medical records optimization for the HHSC-West Hawaii Region.
- Seeking Philanthropy: HHSC's facilities have always worked with their associated foundations to provide funding for medical equipment and other needed items for the facilities. HHSC facilities have successfully sought private funding through philanthropy. In fiscal year 2024, the HHSC-East Hawaii Region secured an astonishing \$50 million donation to help build out critical areas of care of the existing hospital, including a state-of-the-art family birthing center and intensive care unit. The donation will also support a neurosurgical program and behavioral health services.

### **Federal Funds**

HHSC's primary source of federal funds is payment from the Medicare program which accounts for approximately 43% of HHSC's gross revenues. CMS is determined to decrease hospital

reimbursements which will be challenging for HHSC to mitigate. This may be exacerbated by the need to further reduce Medicare spending as a result of the growing federal budget deficit. Our only recourse is to continue to seek efficiencies, maximize available reimbursement and grow services to bring in more revenue.

Due to the end of the Coronavirus state of emergency in May 2023, HHSC does not expect to receive further funding in fiscal years 2024 and 2025 from the federal government for grants to cover Coronavirus-related expenditures or lost revenue. The amounts received in ARPA (V) Funds of \$41,238,400 in fiscal year 2023 reduced the amount of general fund appropriations HHSC received in that fiscal year, and artificially reduced HHSC’s base general fund appropriation by that amount in fiscal years 2024 through 2027. These amounts need to be restored as a recurring general fund appropriation for fiscal years 2026 and 2027 and beyond. Further, HHSC was aggressive in pursuing other federal funds for Coronavirus relief in fiscal years 2020 through 2023 as described under “HHSC Budget Request” below that helped defray HHSC’s need for additional general fund appropriations during those years.

**Non-General Funds**

HHSC’s non-general funds report is attached to this memo.

**HHSC BUDGET REQUEST**

**HHSC-Regions Fiscal Years 2026-2027 Budget Request (HTH 210 & 212)**

Please note that the funding amounts and requests under HTH 212 do not include the Oahu Region of HHSC, as Act 248, SLH 2022, established a new organization code for the HHSC-Oahu Region (HTH 215). As a result, HTH 212 (HHSC-Regions) is now comprised of the HHSC East Hawaii, West Hawaii, and Kauai Regions.

A summary of the amounts appropriated for fiscal years 2024 and 2025, the total funding requested by HHSC-Regions for fiscal years 2026 and 2027, and recommended by the Governor for fiscal years 2026 and 2027 are summarized below.

HTH 210, 212: HHSC REGIONS, CORPORATE OFFICE								
Funding Type	FY 2024	FY 2025	HHSC FY 26 Request	HHSC FY 27 Request	FY 2026 Gov Rec	FY 2027 Gov Rec	FY 2026 Gov Dec	FY 2027 Gov Dec
General Fund Appropriations for Operations (A Funds)	160,286,303	160,286,303	216,537,303	199,816,303	151,363,303	151,363,303	151,363,303	151,363,303
<b>CIP APPROPRIATIONS</b>								
General Obligation Bonds	25,947,000	31,783,000	53,944,000	58,259,000	38,000,000	29,300,000	39,339,000	41,209,000
General Funds	64,300,000	15,500,000	-	-	-	-	-	-
<b>TOTAL CIP APPROPRIATIONS</b>	<b>90,247,000</b>	<b>47,283,000</b>	<b>78,583,000</b>	<b>58,259,000</b>	<b>38,000,000</b>	<b>29,300,000</b>	<b>39,339,000</b>	<b>41,209,000</b>

For context, the HTH212 percentage of general fund appropriation received as compared to Total Expenditures (Operating Expenses and Non-Operating Expenses) was approximately 22% for fiscal

year 2024. The HTH212 requested level of general fund appropriations for fiscal years 2026 and 2027, represent approximately 24% and 22%, respectively, of HTH212’s projected Total Expenditures, which is remarkable given the increases in costs that have occurred since that time.

The amount of HHSC’s request appears larger than it would normally be because the ARPA funds and general fund appropriations HHSC received in fiscal years 2022 and 2023 and additional general fund appropriations in fiscal year 2025 were marked as nonrecurring. These nonrecurring amounts total approximately \$76 million that was reduced from HHSC’s fiscal year 2024 and 2025 funding amounts resulting in a base is that is below this year’s expenditures. The justification for HHSC’s requests are shown below:

	HTH212	
	FY 26	FY 27
<b>Base Budget per B&amp;F</b>	<b>84,047,903</b>	<b>84,047,903</b>
<b>Justification for Additional Funding Requests:</b>		
Restoration of ARPA Funds Provided to Maui Health System in FY 23	8,923,000	8,923,000
Restoration of ARPA (V Funds) Provided in FY 22 and FY 23	32,315,400	32,315,400
Restoration of Additional General Fund (A Fund) Appropriations provided in FY 25	35,000,000	35,000,000
Loss of Enhanced Uncompensated Care Revenue	938,000	-
Unfunded Collective Bargaining Raises from Prior Year FY 25	12,415,000	12,415,000
Unfunded Fringe Benefit Rate Increases from Prior Year FY 25	31,653,000	31,653,000
IT Infrastructure	13,230,000	2,282,000
Net Regional Initiatives less Inflation	<u>(1,985,000)</u>	<u>(6,820,000)</u>
Total Additional Funding Requests	<u>132,489,400</u>	<u>115,768,400</u>
<b>Total General Fund Appropriations Requested</b>	<b><u>216,537,303</u></b>	<b><u>199,816,303</u></b>

Details for the loss of supplemental pandemic related funding are as follows: First, HHSC received Federal Provider Relief Fund grants totaling approximately \$63.5 million from fiscal year 2020 through fiscal year 2022 that provided HHSC with the working capital needed to lower its general fund appropriation needs in fiscal years 2022 and 2023. In addition, HHSC received \$19.8 million in SBA Paycheck Protection Program loans which also lowered the need for HHSC to receive general fund appropriations in fiscal years 2022 and 2023. A third factor are the changes in the DHS uncompensated care payments of \$19.2 million to HHSC was a result of the federal Coronavirus state of emergency.

These federal funds helped to finance the State mandated increases in fringe benefit rates and prior unfunded collective bargaining raises during fiscal years 2022 and 2023. Together, federal funds received provided approximately \$102 million in funding that would otherwise have to come out of general fund appropriations. These federal funds do not even address the increase in costs associated

with the unfunded mandates such as healthcare inflation costs, collective bargaining pay and fringe benefit rate increases for fiscal years 2024-2027.

In November 2025, the East Hawaii region is implementing a new electronic medical record (EMR) system that will meet the needs of its providers and staff, providing a platform with enhanced workflows, functionality, and the ability to collaborate with other hospitals within Hawaii. The \$13.2 million in fiscal year 2026 and \$2.3 million in fiscal year 2027 for information technology (IT) infrastructure costs represent the resource costs needed to support the system on an ongoing basis. There are other HHSC regions exploring joining the region on the EMR system at a future date.

### Oahu Region Fiscal Years 2026-2027 Budget Request (HTH 215)

A summary of the amounts appropriated for fiscal years 2024 and 2025, the total funding requested by HHSC-Oahu Region for fiscal years 2026 and 2027, and recommended by the Governor for fiscal years 2026 and 2027 are summarized below.

HTH 215: OAHU REGION								
Funding Type	FY 2024	FY 2025	Oahu Region FY 26 Request	Oahu Region FY 27 Request	FY 2026 Gov Rec	FY 2027 Gov Rec	FY 2026 Gov Dec	FY 2027 Gov Dec
General Fund Appropriations for Operations (A Funds)	20,189,000	23,372,000	8,000,000	14,000,000	8,000,000	14,000,000	8,000,000	14,000,000
<b>CIP APPROPRIATIONS</b>								
General Obligation Bonds	2,000,000	500,000	5,600,000	5,110,000	5,600,000	5,110,000	5,600,000	5,110,000
General Funds	3,000,000	3,000,000	-	-	-	-	-	-
<b>TOTAL CIP APPROPRIATIONS</b>	<b>5,000,000</b>	<b>3,500,000</b>	<b>9,700,000</b>	<b>5,110,000</b>	<b>5,600,000</b>	<b>5,110,000</b>	<b>5,600,000</b>	<b>5,110,000</b>

Please see attached for HHSC Oahu Region’s separate testimony on its funding requests.

### Kahuku Medical Center Fiscal Years 2026-2027 Budget Request (HTH 211)

A summary of the amounts appropriated for fiscal years 2024 and 2025, the total funding requested by Kahuku Medical Center for fiscal years 2026 and 2027, and recommended by the Governor for fiscal years 2026 and 2027 are summarized below.

HTH 211: KAHUKU MEDICAL CENTER								
Funding Type	FY 2024	FY 2025	KMC FY 26 Request	KMC FY 27 Request	FY 2026 Gov Rec	FY 2027 Gov Rec	FY 2026 Gov Dec	FY 2027 Gov Dec
General Fund Appropriations for Operations (A Funds)	1,800,000	2,032,500	4,422,500	3,932,155	2,157,500	2,032,500	2,157,500	2,032,500
<b>CIP APPROPRIATIONS</b>								
General Obligation Bonds	-	-	13,135,000	36,000,000	5,800,000	5,000,000	5,800,000	5,000,000
General Funds	1,000,000	5,000,000	-	-	-	-	-	-
<b>TOTAL CIP APPROPRIATIONS</b>	<b>1,000,000</b>	<b>5,000,000</b>	<b>10,000,000</b>	<b>36,000,000</b>	<b>5,800,000</b>	<b>5,000,000</b>	<b>5,800,000</b>	<b>5,000,000</b>

HHSC understands that Kahuku Medical Center will be presenting separate testimony on its funding requests.

**Maui Health System Fiscal Years 2026-2027 Budget Request (HTH 214)**

A summary of the amounts appropriated for fiscal years 2024 and 2025, the total funding requested by Maui Health System for fiscal years 2026 and 2027, and recommended by the Governor for fiscal years 2026 and 2027 are summarized below.

HTH 214: MAUI HEALTH SYSTEM, KFH LLC								
Funding Type	FY 2024	FY 2025	MHS FY 26 Request	MHS FY 27 Request	FY 2026 Gov Rec	FY 2027 Gov Rec	FY 2026 Gov Dec	FY 2027 Gov Dec
General Fund Appropriations for Operations (A Funds)	22,000,000	17,400,000	12,000,000	6,000,000	12,000,000	6,000,000	12,000,000	6,000,000
<b>CIP APPROPRIATIONS</b>								
General Obligation Bonds	27,700,000	-	6,000,000	6,000,000	6,000,000	6,000,000	6,000,000	6,000,000
General Funds	6,000,000	6,000,000	-	-	-	-	-	-
<b>TOTAL CIP APPROPRIATIONS</b>	<b>33,700,000</b>	<b>6,000,000</b>	<b>6,000,000</b>	<b>6,000,000</b>	<b>6,000,000</b>	<b>6,000,000</b>	<b>6,000,000</b>	<b>6,000,000</b>

HHSC understands that Maui Health System will be presenting separate testimony on its funding requests.

**Conclusion**

Despite our progress in financial and operational performance as indicated under “Accomplishments” above, HHSC is unable to keep up with collective bargaining pay increases and future mandated increases in the fringe rate for pension and retiree health insurance costs (OPEB). As documented in various media publications, access to high-quality healthcare services in Hawaii’s rural communities is a growing need, and HHSC is uniquely positioned to meet the State of Hawaii’s constitutional obligation to ensure that those communities receive the healthcare services they deserve as citizens of the State of Hawaii. As such, HHSC strongly urges the Legislature to provide the general fund appropriation levels that are being requested by HHSC so that our facilities can continue doing the work of caring for those who depend on our services the most in our rural communities.



## **HAWAII HEALTH SYSTEMS**

C O R P O R A T I O N

*Quality Healthcare For All*

### **Oahu Regional Health Care System, Hawaii Health Systems Corporation (HHSC) 2025 Legislative Budget Briefing**

**COMMITTEE ON WAYS & MEANS**  
**Senator Donovan M. Dela Cruz, Chair**  
**Senator Sharon Y. Moriwaki, Vice Chair**

**COMMITTEE ON HEALTH & HUMAN SERVICES**  
**Senator Joy A. San Buenaventura, Chair**  
**Senator Henry J.C. Aquino, Vice Chair**

**Wednesday, January 8, 2025**  
**11:30 a.m.**  
**Hawaii State Capitol**  
**Conference Room 211**

### **Oahu Regional Health Care System: Vision and Mission**

Our Vision is to be a proud center of long-term care excellence – to inspire hope, aloha, and a feeling of Ohana to those entrusted to us.

Our mission is to provide the highest quality of life in long-term care.

### **Background**

The Oahu Regional Health Care System (hereinafter, “Oahu Region”) plays a vital role in our local community as an important safety net provider of long-term care and adult day health services. The Oahu Region almost exclusively serves Medicaid patients, a group that is overwhelmingly underserved by private facilities because of the high cost of their care. Leahi Hospital and Maluhia generally accounts for approximately 8% of the total inpatient licensed skilled nursing/intermediate bed capacity for the island of Oahu and 15% of the total number of Medicaid beds.

In addition to inpatient care, Maluhia and Leahi also operate two of the only three remaining Adult Day Health Centers on Oahu. These programs enable families to keep

---

3675 KILAUEA AVENUE • HONOLULU, HAWAII 96816 • PHONE: (808) 733-4020 • FAX: (808) 733-4028

---



their loved ones at home while providing a therapeutic and recreational place for them when they are at work or otherwise unavailable.

For many of our nursing home residents and day health participants – especially those receiving Medicaid benefits due to a lack of personal assets (approximately 85% of our inpatients), the Oahu Region’s facilities are often the only options for quality post-acute and community-based health care services.

In an additional effort to serve our local population, the Oahu Region began partnering with Hawaii Meals on Wheels from 2019 to provide hot meals for disabled elders on Oahu, which enables them to sustain their independence at home and in the community.

### **Challenges**

#### **Residents Financially Vulnerable and Dependent on Medicaid**

As noted above, approximately 85% of the Oahu Region’s residents have deficient financial means and are dependent on Medicaid. Given the historically low rate of Medicaid reimbursements – the primary reason why private facilities do not admit Medicaid patients – our revenues require legislative subsidies to sustain the costs of our labor, supplies and other necessary overhead.

#### **SARS-CoV-2 (Severe Acute Respiratory Syndrome Coronavirus-2) and Staffing Impact**

We remain vigilant in our infection control procedures, even though the COVID-19 pandemic ended on May 11, 2023, to ensure the ongoing safety of our residents, staff, and visitors. Simultaneously, we are addressing the residual effects of the pandemic, such as the financial stability of our facilities and significant staffing shortages.

We continue to face challenges with staffing shortages in nursing, which require us to operate with lower levels of both Licensed Nurses (“LN”) and Certified Nurse Aides (“CNA”). To mitigate these gaps, we utilize employees from other departments where available to assist in clinical care, approve overtime for existing nursing staff, and use agency staff when possible. Additionally, alongside our traditional recruitment strategies, such as advertisements, staffing agencies, and participation in local job fairs, we have implemented a Free CNA program to produce qualified staff.

### **Other Challenges**

- Escalating costs related to clinical staff recruitment and retention
- Inadequate government and third-party reimbursements for healthcare services.
- Labor costs well above industry norms

- High cost contracted nursing and other clinical personnel to meet staffing shortages.
- Increasing demand for long-term care services from aging population
- The need for capital investment in new medical technology
- Aging facilities, with life and safety code issues and deferred maintenance, well beyond the average for similar facilities across the country.
- The impact of national changes to healthcare policy, federal mandates, and federal budget reductions.

### **Accomplishments**

In spite of our many challenges, the Oahu Region continues to provide high quality healthcare to the communities we serve and is making progress in key areas. The following are some of the major accomplishments over the past year:

### **Strategic Plan**

The Oahu Regional Board of Directors and Management previously completed a Strategic Plan that was submitted to the Legislature in December 2019, but due to the onset of the pandemic, the initiatives had to be deferred so that we could prioritize infection control and other safety measures for our residents and staff. Now that COVID-19 has become more controlled, we have redirected our attention back to our strategic initiatives.

Briefly stated, the Strategic Plan focused on the growing needs of our aging population and the anticipation that, in the next 5-10 years, it is projected that an additional 1,100 long-term care beds will be necessary to accommodate the aging community on Oahu. The 120 bed Daniel K. Akaka State Veterans Home significantly increases the number of available beds, addressing some of the projected shortage. The Oahu Region team also recognized that its resources, particularly areas throughout the Leahi campus, were underutilized and could be improved and repurposed to provide other important public benefits. Specifically, there is an immediate need to address the lack of facilities on Oahu for people with a history of mental health, housing instability, and/or substance use issues. There is also a need for facilities that could help alleviate the overcrowding of waitlisted patients in our acute hospitals.

We have been actively working with the Department of Health (“DOH”) to address the expanding need for mental health and substance use treatment. One important project on the Leahi campus that has thus far been successful is the Palekana Residential Treatment Program (“Palekana”), a collaboration with the DOH Adult Mental Health Division (“AMHD”) and Care Hawaii. Originally opening as a proof of concept pilot for a handful of individuals in December 2019, Palekana currently operates as a Group Home that provides 28 beds for adults with serious mental and co-occurring substance use disorders in a warm, welcoming and safe environment where personnel are supportive, encouraging, and professional. Referrals into Palekana are received and approved by

the AMHD and community based mental health providers. By housing and treating such individuals in Palekana, the state has incurred estimated savings of over \$15 million annually.

Palekana facilitates a team approach in its provision of independent living skills and supportive services twenty-four (24) hours a day, seven (7) days a week. Services are designed to rehabilitate with individualized treatment goals to support a successful re-integration into the community under the least restrictive level of care. Treatments are focused on relapse prevention and recovery, and provide residents with the opportunity to participate in structured therapeutic programs while being able to reside, albeit under professional supervision, in the community. Activities include group counseling, education, skill building, recreational therapy, and family services to gain access to necessary medical and rehabilitative programs to reduce psychiatric and substance abuse addiction symptoms and develop optimal community living skills.

Another significant project that we have initiated on the Leahi campus is a partnership with the City and County of Honolulu (“City”), Emergency Medical Services Department (“EMS”) and Queen’s Medical Center (“QMC”) for a medical respite facility in the space formerly occupied by Hale Mohalu, the DOH’s Hansen’s disease program.<sup>1</sup> The program began operations in March 2024 and is operated by North Shore Mental Health under the supervision of the City’s Crisis Outreach Response and Engagement (“CORE”) division. The program provides medical respite care for lower acuity hospital patients and homeless individuals. QMC supports the program through the provision of psychiatric and other clinical services. In addition to providing the necessary space, the Oahu Region will also support the program with requested dietary and maintenance services. We are hopeful that this project will help to increase bed availability at local hospitals for more acutely ill patients and effectively assist in transitioning program participants back into the community or to an appropriate step-down facility.

### **Daniel K. Akaka State Veterans Home**

In collaboration with the Office of Veterans' Services (“OVS”), a division of the State Department of Defense (“DOD”), the Oahu Region successfully secured legislation during the 2022 Legislative Session (introduced as HB1893 HD1 SD2 CD1 and signed into law as Act 285, SLH 2022) to mandate the transfer of the Daniel K. Akaka State Veterans Home (“DKA SVH”) from the DOD to the Oahu Region once its construction is complete.

With construction ongoing, the Oahu Region and DOD worked together to solicit proposals from experienced operators capable of opening, licensing, and operating DKA SVH to the highest standards set by the U.S. Department of Veterans Affairs (“VA”). Following a lengthy and comprehensive process, Ohana Pacific Health (“OPH”) was chosen as the facility’s operator.

---

<sup>1</sup> The Oahu Region collaborated with DOH and, with their consent, the Hale Mohalu residents were moved to a more accommodating area in the Young Building on the Leahi Hospital campus.

In August 2024, following a series of delays caused by supply chain issues, electrical connectivity problems, and water pressure concerns, the Department of Accounting and General Services (“DAGS”), which was responsible for ensuring the successful construction of the DKA SVH, determined that the facility reached the point of substantial completion. Although some follow up work was still anticipated to be necessary, the Oahu Region formally took possession of the DKA SVH at the end of August 2024.

At present, we are working closely with DOD, DAGS, and OPH to address all outstanding issues required to meet the regulatory standards for licensure. We are hopeful that the first patients at DKA SVH will be admitted by the end of the first quarter of 2025.

Approximately 85,000 veterans on Oahu, along with their spouses and Gold Star Parents, may be eligible for care at the new home. DKA SVH is designed to offer long-term nursing home care, rehabilitation therapies, hospice care, geriatric mental health services, dementia and Alzheimer’s care, respite care, and adult day health services. The facility will feature 120 single occupancy rooms, covering 130,000 square feet, situated on seven acres in Kapolei.

### **Recruitment Initiatives**

Our biggest challenge in Nursing is to bring our staffing levels to full capacity so that we may increase the number of our staffed beds and meet the rapidly growing needs for safety-net long-term care services on Oahu. While we still engage in traditional recruitment practices, we also continue to participate in other strategic initiatives such as the Good Jobs HI program and the Free CNA program referenced above.

This Free CNA pilot program, available at both Maluhia and Leahi, mirrors the Good Jobs HI initiative. The program offers no-cost training provided by Healthcare Training & Career Consultants – an established CNA training center - and covers the full cost of CNA education and certification for students who agree to work at Maluhia or Leahi for at least one year after becoming certified. Participants in the program can work as Nurse Aides while completing their certification requirements. We believe this program benefits everyone involved by helping to alleviate our staffing shortages and providing a valuable opportunity for individuals who may not otherwise afford CNA certification.

To date, the Oahu Region has successfully advanced eleven (11) student CNAs through the training program and they are now working full-time at our facilities. Additionally, four (4) new CNA students have recently enrolled in the program. It is our intent to continue recruiting and developing students through this initiative until our staffing needs have been met.

### **Oahu Region Acute and Hospice Long-Term Care Admissions**

To help address the shortage of acute beds due to long stay waitlisted patients at the Queens Medical Center, Maluhia has admitted twelve (12) of their patients since November 2023. Most of these patients have complex medical issues requiring maximal assistance to total care. Of the patients admitted, eight have a diagnosis of massive strokes with severe disabilities, while the other patients are afflicted with equally complex diagnoses such as traumatic brain injury with agitation/behavioral health disturbances and quadriplegia with decompensated schizophrenia and dementia.

From the community and acute hospitals, Leahi and Maluhia consistently admit hospice patients as the need for hospice care in nursing facilities continues to increase. Currently, about 26% of our census is comprised of hospice residents with various terminal diagnoses.

Despite the staffing and related census challenges, Leahi and Maluhia are committed to providing safe and high quality resident-centered care to our long-term care residents. With due credit given to our hardworking, dedicated staff members, we are proud to highlight that our facilities continue to have low incidents of facility acquired pressure ulcers, infections and grievances/complaints. Our facilities have also managed to responsibly limit the use of antibiotics.

### **Locally Sourced and Scratch Cooked Food – Oahu Region and Beyond Green Partners**

Oahu Region's partnership with Beyond Green Partners ("BGP") has provided our staff with valuable knowledge on improving meal quality for our residents. This includes the benefits of utilizing local products, fresh ingredients, and minimizing food waste. Our kitchens continue to implement the quality food production practices introduced by BGP. We prioritize serving scratch-cooked foods and using fresh ingredients over frozen whenever possible. To support local farmers and Hawaii's economy, we consistently seek and use local food sources. Although the costs for local products have significantly increased, we remain committed to providing delicious and healthy meals to our residents and Adult Day Health participants. This commitment extends to the community as well through the Hawaii Meals on Wheels Program, where we create new menus that strategically utilize fresh and local products. We are very proud that our fresh produce items, such as vegetables and fruits, and almost exclusively sourced locally.

### **Federal Funds**

The Oahu Region's primary source of federal funds is Medicaid reimbursements, which account for approximately 85% of the Oahu Region's patient gross revenues. Over the past several years, the Oahu Region received additional federal funds through the Paycheck Protection Plan and the American Rescue Plan Act (ARPA) to cover

Coronavirus-related expenditures. Due to the end of the Coronavirus state of emergency in May 2023, Oahu Region did not receive further funding in fiscal year 2024 and does not expect to receive funding for fiscal years 2025 to 2027.

**Non-General Funds**

HHSC’s non-general funds report is attached to this memo.

**OAHU REGION REQUEST**

**Emergency Appropriation**

**The Oahu Region does not anticipate requiring an emergency appropriation in fiscal year 2025**, assuming that the Governor will release the 10% general fund restrictions of \$2.2 million that the Administration imposed.

**Fiscal Years 2026 and 2027 Biennium Budget Request (HTH 215)**

In the 2024 Legislative Session, pursuant to HB1800 HD1 SD1 CD1, the Legislature appropriated the Oahu Region for FY 2025, under program ID HTH 215, a subsidy of \$23,372,000 for operations, but designated the appropriation as “non-recurring.” Thus, while Oahu Region received its necessary funding for fiscal year 2025, Oahu Region’s base subsidy for operations for fiscal years 2026 and 2027 are currently set at \$0.

For fiscal years 2026 and 2027, the Oahu Region is requesting general fund appropriations of \$8,000,000 and \$14,000,000, respectively, for operations. Additionally, \$5,600,000 and \$5,110,000 appropriations are requested for capital improvement projects, as recommended by the Governor, and are summarized below:

HTH 215: HHSC OAHU REGION		Biennium Request		Governor Recommendation	
Funding Type	FY 2025	FY 2026	FY 2027	FY 2026	FY 2027
<b>General Fund Appropriations for Operations</b>	\$ 23,372,000	\$8,000,000	\$14,000,000	\$8,000,000	\$14,000,000
<b>CIP Appropriations- General Obligation Bonds</b>	\$ 3,500,000	\$5,600,000	\$ 5,110,000	\$5,600,000	\$ 5,110,000

**Justification of Funding Request:**


Beginning in January of 2024, through the assistance of the State of Hawaii Department of Human Services, Med-Quest Division, the Oahu Region’s facilities received an increase to our daily Medicaid reimbursement rate. Since the higher rate was not anticipated, it resulted, temporarily, in a higher cash balance in our operating fund than what was originally budgeted. Our operating fund balance also increased due to our

inability to fill the vital clinical care vacancies that, despite the high need, are currently preventing us from increasing our admissions. These additional funds have enabled us to defray some of the financial losses from (1) collective bargaining pay increases, (2) the mandated increases in the fringe rate for pension and retiree health insurance costs (OPEB), and (3) the use of overtime and contracted agency nursing costs to address our staffing shortages. We are also able to request the lower subsidy for FY 2026 and FY 2027 that is detailed above.

Of course, in future fiscal years, our deficits will return to higher levels because the increased Medicaid reimbursement rate is still insufficient to cover the actual costs of the quality care we provide for our Medicaid residents (most of our resident population), and the new rates will be incorporated into our budget. Moreover, based on our recent successes in recruitment, we are hopeful that we will be able to fill our outstanding clinical vacancies so that we can increase our census and help alleviate the increasing demand for our much needed long-term care beds. That being said, it must be emphasized that the legislature's financial support will play a pivotal role in helping the Oahu Region cover our expected operational deficits and, in turn, enable us to continue serving the ever-growing needs of our community as the safety-net for long-term care and adult day health.

### **Conclusion**

The Oahu Region provides an invaluable safety-net service to the community in the forms of long-term care, adult day health, and targeted mental health treatment. In order to sustain these services while faced with the continued challenges of collective bargaining pay increases and future mandated increases in the fringe rate for pension and retiree health insurance cost (OPEB), limited Medicaid revenues and needed repair and renovations to our infrastructure, we must rely on the legislature for crucial financial support. Absent such support, the unfortunate reality is that our only immediate alternatives would include layoffs of personnel and reductions in essential services at great cost to the community and the families we serve. For these reasons, we are very grateful for the legislature's support of the Oahu Region and our mission.



**HAWAII HEALTH SYSTEMS**

C O R P O R A T I O N

*Quality Healthcare For All*

**REPORT TO THE  
HAWAII STATE LEGISLATURE  
ON NON-GENERAL FUND  
INFORMATION**

**In accordance with sections 37-47, 37-48, and 37-49, Hawaii Revised Statutes.**

October 2024

3675 KILAUEA AVENUE • HONOLULU, HAWAII 96816 • PHONE: (808) 733-4020 • FAX: (808) 733-4028

---

HILO • HONOKAA • KAU • KONA • KOHALA • WAIMEA • KAPAA • HONOLULU

[www.hhsc.org](http://www.hhsc.org)





# **HAWAII HEALTH SYSTEMS**

C O R P O R A T I O N

*"Quality Healthcare For All"*

October 4, 2024

The Honorable Ronald D. Kouchi,  
President and Members of the Senate  
Thirty-second State Legislature  
State Capitol, Room 409  
Honolulu, HI 96813

The Honorable Scott K. Saiki, Speaker  
And Members of the House of  
Representatives  
Thirty-second State Legislature  
State Capitol, Room 431  
Honolulu, HI 96813

Aloha President Kouchi, Speaker Saiki, and Members of the Legislature:

Enclosed is the following report in accordance with sections 37-47, 37-48, and 37-49, Hawaii Revised Statutes.

Pursuant to section 93-16, Hawaii Revised Statutes, this report may be viewed online at: <https://www.hhsc.org/about-us/hhsc-reports/>

Sincerely,

Edward Chu  
President and Chief Executive Officer  
Hawaii Health Systems Corporation

Enclosures

C: Legislative Reference Bureau  
Hawaii State Library System (2)  
Hamilton Library

**Report on Non-General Fund Information**  
for Submittal to the 2025 Legislature

Department: HTH  
 Prog ID(s): HTH 210, HTH 212 and HTH 215 (HTH 212 fr FY10 & HTH 215 fr FY23)  
 Name of Fund: Hawaii Health Systems Corporation - Corporate Office / Regions  
 Legal Authority: 323F-7

Contact Name: Nadine Asai / Carrie Nakano  
 Phone: 733-4026  
 Fund type (MOF): Special  
 Appropriation Acctount Number: S-xx-320-H, S-xx356-H and S-xx-357-H

**Intended Purpose:**

The purpose of this account is to deposit all fees, proceeds, reimbursements, and other that is owed to or received by the Corporation.

**Source of Revenues:**

Medicare/Medicaid, HMSA, Quest, Kaiser, Other Third Party Patients, Sale of Meals, and other Miscellaneous Sources such as the American Resuce Plan Act.

**Current Program Activities/Allowable Expenses:**

Corporation: The major activities carried out by HHSC Corporation include policy formulation, hospital system governance, business development, quality assurance, strategic

Regions: The major activities and service provided by the nine community facilities constitute the primary hospital acute care provider on the neighbor islands, and, in most

**Variances:**

Expenditure variance is due to collective bargaining pay raises.

Cash balance lapse to general fund? No

Statutory language: 323F-7

Financial Data (in 000's)							
	FY 2020	FY 2021	FY 2022	FY 2023	FY 2024	FY 2025	FY 2026
	(actual)	(actual)	(audited)	(audited)	(unaudited)	(estimated)	(estimated)
Appropriation Ceiling	596,709	597,993	597,993	597,993	630,133	631,133	630,133
Beginning Cash Balance	118,030	199,253	170,186	174,823	330,895	350,431	269,485
Revenues	476,932	486,141	544,834	0	666,153	669,655	682,306
General Funds	127,501	129,100	83,186	118,989	180,475	183,658	84,047
American Rescue Plan Funds			60,221	41,238	0	0	0
Expenditures	589,247	620,389	671,713	0	819,948	930,714	939,290
Repayment on Capital Lease Obligation,	5,580	5,214	8,140	0	7,144	3,545	5,079
Other - Short-term investment	951	27,136	29,601	7,162	0	0	0
SBA PPP Loan/Proceeds from LTD	22,714	3,354	3,634	2,471	0	0	0
Cares Act Grants	49,854	5,077	22,216	536	0	0	0
Medicare Adv Care pmts							
Transfers							
Transfer to Assets Limited as to Use			0				
Transfer of Appropriations from B&F for Maui severance							
Fixed Asset Purch net of CIP Contr				0	0		
Net Total Transfers	0	0	0	0	0		
Ending Cash Balance	199,253	170,186	174,823	330,895	350,431	269,485	91,468
Encumbrances							
Unencumbered Cash Balance	199,253	170,186	174,823	330,895	350,431	269,485	91,468

**Report on Non-General Fund Information**  
for Submittal to the 2025 Legislature

Additional Information:

Amount Req. by Bond Covenants							
Amount from Bond Proceeds							
Amount Held in CODs, Escrow Accounts, or Other Investments							

\*\*Beginning FY 2010, the Legislature separated the Corporate Office from the Regions and created HTH 212 for the Regions and left HTH 210 for the Corporate Office.

Effective July 1, 2017 Maui Memorial Medical Center, Kula Hospital and Lanai Community became Maui Health Systems, a Kaiser Foundation, LLC  
Effective July 1, 2022 Oahu Region got separated from HTH 212 and became HTH 215

**Report on Non-General Fund Information**  
for Submittal to the 2025 Legislature

Department: HTH  
 Prog ID(s): HTH 210  
 Name of Fund: Weinberg Grant Fund  
 Legal Authority: 323F-7

Contact Name: Nadine Asai  
 Phone: 733-4026  
 Fund type (MOF): Trust  
 Appropriation Acct. No.: Funds held outside of Treasury

Intended Purpose:

The Hawaii Health Systems Corporation was awarded a grant from the Harry and Jeannette Weinberg Foundation for telemedicine and telehealth infrastructure equipment and related expense.

Source of Revenues:

Grant from the Harry and Jeannette Weinberg Foundation

Current Program Activities/Allowable Expenses:

**Account closed in FY 2022**

Variances:

Financial Data							
	FY 2020	FY 2021	FY 2022	FY 2023	FY 2024	FY 2025	FY 2026
	(actual)	(actual)	(actual)	(actual)	(actual)	(estimated)	(estimated)
Appropriation Ceiling							
Beginning Cash Balance	43,698	43,609	43,467	0	0	0	0
Revenues	9	9	6				
Expenditures	98	151	109				
Transfers							
List each net transfer in/out/ or projection in/out; list each account number							
Account Closed Feb 2022			(43,364)				
Net Total Transfers	0	0	(43,364)	0	0	0	0
Ending Cash Balance	43,609	43,467	0	0	0	0	0
Encumbrances							
Unencumbered Cash Balance	43,609	43,467	0	0	0	0	0

Additional Information:

Amount Req. by Bond Covenants							
Amount from Bond Proceeds							
Amount Held in CODs, Escrow Accounts, or Other Investments							

**Report on Non-General Fund Information**  
for Submittal to the 2025 Legislature

Department: HTH  
 Prog ID(s): HTH 212  
 Name of Fund: Leahi Hospital, Salary Overpayment Trust Account  
 Legal Authority: 323F-7

Contact Name: Nadine Asai  
 Phone: 733-4026  
 Fund type (MOF): Trust  
 Appropriation Acct. No.: T-909-H

**Intended Purpose:**

Established as a temporary holding account for recoveries until the debt is satisfied. Funds are then subsequently transferred to the program's special funds with an adjustment to the Department of Accounting and General Services' payroll system.

**Source of Revenues:**

**Current Program Activities/Allowable Expenses:**

**Variances:**

<b>Financial Data</b>							
	FY 2020	FY 2021	FY 2022	FY 2023	FY 2024	FY 2025	FY 2026
	(actual)	(actual)	(actual)	(actual)	(actual)	(estimated)	(estimated)
Appropriation Ceiling							
Beginning Cash Balance	6,501	6,501	6,501	6,501	6,501	6,501	6,501
Revenues							
Expenditures							
Transfers							
List each net transfer in/out/ or projection in/out; list each account number							
Net Total Transfers	0	0	0	0	0	0	0
Ending Cash Balance	6,501	6,501	6,501	6,501	6,501	6,501	6,501
Encumbrances							
Unencumbered Cash Balance	6,501	6,501	6,501	6,501	6,501	6,501	6,501

**Additional Information:**

Amount Req. by Bond Covenants							
Amount from Bond Proceeds							
Amount Held in CODs, Escrow Accounts, or Other Investments							

**Report on Non-General Fund Information**  
for Submittal to the 2025 Legislature

Department: HTH  
 Prog ID(s): HTH 212  
 Name of Fund: Patients' Safekeeping Trust Funds (Kona and Leahi)  
 Legal Authority: 323F-7

Contact Name: Nadine Asai  
 Phone: 733-4026  
 Fund type (MOF): Trust  
 Appropriation Acct. No. T-915 and T-925  
 (note only T-925 from FY 20 and on)

**Intended Purpose:**

Established to manage and safeguard long-term car patients' monies, which included pension, retirement, social security, and miscellaneous income. The monies are expended from these accounts with the patients' consent to meet their personal needs.

**Source of Revenues:**

Patients

**Current Program Activities/Allowable Expenses:**

**Variances:**

<b>Financial Data</b>							
	FY 2020	FY 2021	FY 2022	FY 2023	FY 2024	FY 2025	FY 2026
	(actual)	(actual)	(actual)	(actual)	(actual)	(estimated)	(estimated)
Appropriation Ceiling							
Beginning Cash Balance	71,000	71,000	71,000	71,000	71,000	71,000	71,000
Revenues							
Expenditures							
Transfers							
List each net transfer in/out/ or projection in/out; list each account number							
Net Total Transfers	0	0	0	0	0	0	0
Ending Cash Balance	71,000	71,000	71,000	71,000	71,000	71,000	71,000
Encumbrances							
Unencumbered Cash Balance	71,000	71,000	71,000	71,000	71,000	71,000	71,000

**Additional Information:**

Amount Req. by Bond Covenants							
Amount from Bond Proceeds							
Amount Held in CODs, Escrow Accounts, or Other Investments							

**Report on Non-General Fund Information**  
for Submittal to the 2025 Legislature

Department: HTH  
 Prog ID(s): HTH 212  
 Name of Fund: Donations, Gifts and Grant Accounts (Maluhia, Hamakua, SMMH, Kau, KVMH)  
 Legal Authority: 323F-7

Contact Name: Nadine Asai  
 Phone: 733-4026  
 Fund type (MOF) Trust  
 Appropriation Acct. No. T-911, T-918, T-919, T-921, and T-923

**Intended Purpose:**

Established to receive donations, gifts and grants that are restricted by the grantor or donor or designated for specific purpose.

**Source of Revenues:**

Private foundations and individuals

**Current Program Activities/Allowable Expenses:**

**Variances:**

<b>Financial Data</b>							
	FY 2020	FY 2021	FY 2022	FY 2023	FY 2024	FY 2025	FY 2026
	(actual)	(actual)	(actual)	(actual)	(actual)	(estimated)	(estimated)
Appropriation Ceiling							
Beginning Cash Balance	36,000	36,000	36,000	36,000	36,000	36,000	36,000
Revenues							
Expenditures							
Transfers							
List each net transfer in/out/ or projection in/out; list each account number							
Net Total Transfers	0	0	0	0	0	0	0
Ending Cash Balance	36,000	36,000	36,000	36,000	36,000	36,000	36,000
Encumbrances							
Unencumbered Cash Balance	36,000	36,000	36,000	36,000	36,000	36,000	36,000

**Additional Information:**

Amount Req. by Bond Covenants							
Amount from Bond Proceeds							
Amount Held in CODs, Escrow Accounts, or Other Investments							

**Non-General Fund Program Measures Report  
for submittal to the 2025 Legislature**

Department of: HTH

Name of Fund: Hawaii Health Systems Corporation - Corporate Office / Regions / Oahu Region

Apprn. Acct. Number: S-xx-320-H, S-xx-356-H and S-xx-357-H

Fund Type (MOF): Special Funds

Legal Authority: 323F-7

**Statement of Objectives**

To sustain and enhance both the levels of service and the quality of care for the communities we serve in the most cost-effective fashion. HHSC and the regions of HHSC operate in primary acute care hospitals on the neighbor islands, and in many instances, provide the only in-patient acute hospital services and substantial long-term care services throughout Hawaii. The facilities of HHSC include: Hilo Medical Center, Hale Ho'ola Hamakua, and Kau Hospital (East Hawaii Region); Kona Community Hospital and Kohala Hospital (West Hawaii Region); West Kauai Medical Center/Kauai Veterans Memorial Hospital and Samuel Mahelona Memorial Hospital (Kauai Region); and Leahi Hospital and Maluhia (Oahu Region).

**Fund Measures of Effectiveness**

	FY	FY	FY	FY	FY	FY
	2024-25	2025-26	2026-27	2027-28	2028-29	2029-30

1.	Average Operating Cost Per Patient Day (excl	3,401	3,401	3,401	3,401	3,401	3,401
2.	Average Patient Revenue Per Patient Day	2,523	2,523	2,523	2,523	2,523	2,523
3.	Occupancy Rate - Acute Care	68.32%	68.32%	68.32%	68.32%	68.32%	68.32%
4.	Occupancy Rate - Long-term Care	79.79%	79.79%	79.79%	79.79%	79.79%	79.79%
5.							
6.							
7.							
8.							
9.							
10.							



**Program Size Indicators**

	FY	FY	FY	FY	FY	FY	FY
	2023-24	2024-25	2025-26	2026-27	2027-28	2028-29	2029-30

1.	Est. Population of Service Area - East Hawaii	125467	125467	125467	125467	125467	125467	125467
2.	Est. Population of Service Area - West Hawaii	82148	82148	82148	82148	82148	82148	82148
3.	Est. Population of Service Area - Kauai	73851	73851	73851	73851	73851	73851	73851
4.	Est. Population Service Area Over 65 - East	30655	30655	30655	30655	30655	30655	30655
5.	Est. Population Service Area Over 65 - West	20071	20071	20071	20071	20071	20071	20071
6.	Est. Population Service Area Over 65 - Kauai	17034	17034	17034	17034	17034	17034	17034
7.	Est. Population Service Area Over 65 - Oahu	199441	199441	199441	199441	199441	199441	199441
8.								
9.								
10.								

**Fund Activities Encompassed**

	FY	FY	FY	FY	FY	FY
	2024-25	2025-26	2026-27	2027-28	2028-29	2029-30

1.	Number of In-patient Admissions - Acute Care	15,720	15,720	15,720	15,720	15,720	15,720
2.	Number of In-patient Days - Acute Care	104,824	104,824	104,824	104,824	104,824	104,824
3.	Number of Admissions - Long Term Care	326	326	326	326	326	326
4.	Number of Patient Days - Long Term Care	142,078	142,078	142,078	142,078	142,078	142,078
5.							
6.							
7.							
8.							
9.							
10.							

**Non-General Fund Cost Element Report  
for submittal to the 2025 Legislature**

Department: HTH  
 Name of Fund: Hawaii Health Systems Corporation - Corporate Office  
 Legal Authority: 323F-7  
 Fund Type (MOF): Special  
 Appropriation Account Number: S-xx-320-H

	<b>FY 2024-25 Estimated</b>	<b>FY 2025-26 Estimated</b>	<b>FY 2026-27 Estimated</b>	<b>FY 2027-28 Estimated</b>	<b>FY 2028-29 Estimated</b>	<b>FY 2029-30 Estimated</b>
A. Personal Services	18,404,000	16,521,000	16,521,000	16,521,000	16,521,000	16,521,000
B. Other Current Expenses	3,531,000	2,291,000	2,715,000	2,715,000	2,715,000	2,715,000
C. Equipment						
M. Motor Vehicles						
L. Leases	0	20,000	20,000	20,000	20,000	20,000
<b>TOTAL</b>	<b>21,935,000</b>	<b>18,832,000</b>	<b>19,256,000</b>	<b>19,256,000</b>	<b>19,256,000</b>	<b>19,256,000</b>

**Non-General Fund Cost Element Report  
for submittal to the 2025 Legislature**

Department: HTH  
 Name of Fund: Hawaii Health Systems Corporation - Regions  
 Legal Authority: 323F-7  
 Fund Type (MOF): Special  
 Appropriation Account Number: S-xx-365-H

	<b>FY 2024-25 Estimated</b>	<b>FY 2025-26 Estimated</b>	<b>FY 2026-27 Estimated</b>	<b>FY 2027-28 Estimated</b>	<b>FY 2028-29 Estimated</b>	<b>FY 2029-30 Estimated</b>
A. Personal Services	479,877,000	432,560,000	440,482,000	440,482,000	440,482,000	440,482,000
B. Other Current Expenses	356,827,000	412,684,000	399,653,000	399,653,000	399,653,000	399,653,000
C. Equipment						
M. Motor Vehicles						
L. Leases	2,400,000	3,813,000	4,328,000	4,328,000	4,328,000	4,328,000
<b>TOTAL</b>	<b>839,104,000</b>	<b>849,057,000</b>	<b>844,463,000</b>	<b>844,463,000</b>	<b>844,463,000</b>	<b>844,463,000</b>

**Non-General Fund Cost Element Report  
for submittal to the 2025 Legislature**

Department: HTH  
 Name of Fund: Hawaii Health Systems Corporation - Oahu Region  
 Legal Authority: 323F-7  
 Fund Type (MOF): Special  
 Appropriation Account Number: S-xx-357-H

	<b>FY 2024-25 Estimated</b>	<b>FY 2025-26 Estimated</b>	<b>FY 2026-27 Estimated</b>	<b>FY 2027-28 Estimated</b>	<b>FY 2028-29 Estimated</b>	<b>FY 2028-30 Estimated</b>
A. Personal Services	51,711,000	47,241,000	48,489,000	48,489,000	48,489,000	48,489,000
B. Other Current Expenses	7,451,000	8,112,000	8,476,000	8,476,000	8,476,000	8,476,000
C. Equipment						
M. Motor Vehicles						
L. Leases	48,000	43,000	45,000	45,000	45,000	45,000
<b>TOTAL</b>	<b>59,210,000</b>	<b>55,396,000</b>	<b>57,010,000</b>	<b>57,010,000</b>	<b>57,010,000</b>	<b>57,010,000</b>



Department of Health - Hawaii Health Systems Corporation  
 Functions

Table 1

<u>Division</u>	<u>Description of Function</u>	<u>Activities</u>	<u>Prog ID(s)</u>	<u>Dept-Wide Priority</u>	<u>Statutory Reference</u>
HHSC	Refer to each Table 1 for a listing of activities performed for each region and Corporate Office. These are the statutory reference that governs HHSC.		HTH 210 and HTH 212		Act 262 SLH 1996, Section 20. It is the intent of this Act that all rights, powers, functions, assets, and operations of the Division of community hospitals be conveyed to the HHSC, such that all of the activities and services of the division of community hospital be continued without interruption by the corporation.
					Act 290 SLH 2007 and Chapter 323F, HRS charge the HHSC corporate board of directors and the regional systems boards of directors to provide healthcare services to these communities.

Department of Health - Hawaii Health Systems Corporation  
 Functions

Table 1

<u>Division</u>	<u>Description of Function</u>	<u>Activities</u>	<u>Prog ID(s)</u>	<u>Dept-Wide Priority</u>	<u>Statutory Reference</u>
					Act 182 SLH 2009 provides a process for any planned substantial reduction or elimination of direct patient services by the respective regional system boards of directors, unless legislation is enacted for reinstatement and continuation of the subject direct patient care services and includes an appropriation to adequately fund the mandated services.

Department of Health - Hawaii Health Systems Corporation  
 Functions

Table 1

<u>Division</u>	<u>Description of Function</u>	<u>Activities</u>	<u>Prog ID(s)</u>	<u>Dept-Wide Priority</u>	<u>Statutory Reference</u>
					Federal Rural Hospital Flexibility Program (MRHFP). Created by Congress as part of the 1997 Balance Budget Act, Critical Access Hospitals (CAH) program is part of the MRHFP. Act 262, SLH 2007, Section 4 (amended subsection 346-59(a) HRS), requiring "payments to CAHs for service rendered to Medicaid beneficiaries shall be calculated on a cost basis using Medical reasonable cost principles."
					Section 325-78 HRS requires the State department of health to provide diagnostic, medical or treatment services relating to tuberculosis treatment or control. Leahi operates 4 beds for tuberculosis patients.



<u>Division</u>	<u>Description of Function</u>	<u>Activities</u>	<u>Prog ID(s)</u>	<u>Statutory Reference</u>
Support services provided to all facilities and corporate office				
HHSC	Administration	Governance Support for HHSC Corporate Board	HTH 210/LA	
HHSC	Administration	Corporate Office Management	HTH 210/LA	
HHSC	Administration	Corporate Compliance	HTH 210/LA	
HHSC	Administration	Affiliate Oversight	HTH 210/LA	
HHSC	Finance, Budgeting, and Accounting	Finance – Financial Reporting & Management	HTH 210/LA	
HHSC	Finance, Budgeting, and Accounting	Contract Management & Procurement	HTH 210/LA	
HHSC	Finance, Budgeting, and Accounting	Revenue Management	HTH 210/LA	
HHSC	Finance, Budgeting, and Accounting	Cost Report & Reimbursement	HTH 210/LA	
HHSC	Finance, Budgeting, and Accounting	Charge Description Master Maintenance	HTH 210/LA	
HHSC	Finance, Budgeting, and Accounting	Revenue Cycle Coordination and Resource	HTH 210/LA	
HHSC	Information Technology	Financial, Clinical, Administrative Application Support and Training	HTH 210/LA	
HHSC	Information Technology	Centralized Computer Center	HTH 210/LA	
HHSC	Information Technology	Telecommunication and Data Networking	HTH 210/LA	
HHSC	Information Technology	Video Teleconferencing	HTH 210/LA	
HHSC	Information Technology	IT Project Management	HTH 210/LA	
HHSC	Information Technology	IT Security	HTH 210/LA	
HHSC	Information Technology	Infrastructure Monitoring and Helpdesk	HTH 210/LA	
HHSC	Information Technology	Claims Submittal and Facility Report Generation	HTH 210/LA	
HHSC	Human Resources	Coordination of System Personnel Function	HTH 210/LA	
HHSC	Human Resources	Labor Relations	HTH 210/LA	
HHSC	Human Resources	Workers Compensation Resolution	HTH 210/LA	
HHSC	Human Resources	HR Classification & Compensation	HTH 210/LA	
HHSC	Human Resources	HR Transactions	HTH 210/LA	
HHSC	Human Resources	Recruitment/Employment	HTH 210/LA	
HHSC	Human Resources	Employee Relations/Benefits	HTH 210/LA	
HHSC	Human Resources	HR Training	HTH 210/LA	
HHSC	Human Resources	Human Resource Information System (Lawson)	HTH 210/LA	
HHSC	Legal Services	Legal Assistance – advice, transactions, representation	HTH 210/LA	
HHSC	Legal Services	Legislature	HTH 210/LA	
HHSC	Legal Services	Hospital Professional and General Liability Litigation Claims	HTH 210/LA	
HHSC	Legal Services	Directors and Officers and Employment Practices Liability Claims	HTH 210/LA	
HHSC	Legal Services	Risk Management	HTH 210/LA	
HHSC	Legal Services	Insurance Program	HTH 210/LA	
HHSC	Legal Services	Staff Regional/HHSC Policy Committee	HTH 210/LA	

NOTE: Eliminating specific corporate services in part or completely will require regional capacity buildup in varying degrees based on regional proficiency and competency in the specific functional area. This will result in duplication of services and higher costs, if expertise can be recruited on the various islands to do the work. There are no functions being performed that can be eliminated. Additionally, as mandated by Act 290, the regions have to agree upon the services and functions that corporate provides. In 2008, the biennium budget process and methodology were developed by the regions for the corporate services, function, and budget.

<u>Division</u>	<u>Description of Function</u>	<u>Activities</u>	<u>Prog ID(s)</u>	<u>Statutory Reference</u>
HHSC	Hilo Benioff Medical Center	Acute care hospital Services	HTH 212/LS	
HHSC	Hilo Benioff Medical Center	Skilled nursing/long term care services	HTH 212/LS	
HHSC	Hilo Benioff Medical Center	24-hour physician staffed emergency services	HTH 212/LS	
HHSC	Hilo Benioff Medical Center	Cardiology services	HTH 212/LS	
HHSC	Hilo Benioff Medical Center	Inpatient dialysis	HTH 212/LS	
HHSC	Hilo Benioff Medical Center	Maternity services	HTH 212/LS	
HHSC	Hilo Benioff Medical Center	Gynecology services	HTH 212/LS	
HHSC	Hilo Benioff Medical Center	Pediatric services	HTH 212/LS	
HHSC	Hilo Benioff Medical Center	Adult psychiatric services	HTH 212/LS	
HHSC	Hilo Benioff Medical Center	Radiology services	HTH 212/LS	
HHSC	Hilo Benioff Medical Center	Urology services	HTH 212/LS	
HHSC	Hilo Benioff Medical Center	Neurology services	HTH 212/LS	
HHSC	Hilo Benioff Medical Center	Angiography and interventional radiology	HTH 212/LS	
HHSC	Hilo Benioff Medical Center	Telemedicine	HTH 212/LS	
HHSC	Hilo Benioff Medical Center	Surgical services	HTH 212/LS	
HHSC	Hilo Benioff Medical Center	Subspecialty surgical services:Vascular	HTH 212/LS	
HHSC	Hilo Benioff Medical Center	Subspecialty surgical services:Orthopedics	HTH 212/LS	
HHSC	Hilo Benioff Medical Center	Subspecialty surgical services:Ophthalmology	HTH 212/LS	
HHSC	Hilo Benioff Medical Center	Subspecialty surgical services:Otorhinolaryngology	HTH 212/LS	
HHSC	Hilo Benioff Medical Center	Subspecialty surgical services:Urology	HTH 212/LS	
HHSC	Hilo Benioff Medical Center	Physiatry	HTH 212/LS	
HHSC	Hilo Benioff Medical Center	Wound and ostomy services	HTH 212/LS	
HHSC	Hilo Benioff Medical Center	Endoscopy	HTH 212/LS	
HHSC	Hilo Benioff Medical Center	Outpatient surgery clinic	HTH 212/LS	
HHSC	Hilo Benioff Medical Center	Oncology	HTH 212/LS	
HHSC	Hilo Benioff Medical Center	Pharmacy	HTH 212/LS	
HHSC	Hilo Benioff Medical Center	EEG	HTH 212/LS	
HHSC	Hilo Benioff Medical Center	Laboratory and blood bank services	HTH 212/LS	
HHSC	Hilo Benioff Medical Center	Food and nutrition counseling	HTH 212/LS	
HHSC	Hilo Benioff Medical Center	Rehab services:PT	HTH 212/LS	
HHSC	Hilo Benioff Medical Center	Rehab services:OT	HTH 212/LS	
HHSC	Hilo Benioff Medical Center	Rehab services:Speech	HTH 212/LS	
HHSC	Hilo Benioff Medical Center	Rehab services:Recreational	HTH 212/LS	

Department of Health - Hawaii Health Systems Corporation  
 Functions

Table 1

HHSC	Hilo Benioff Medical Center	Respiratory therapy	HTH 212/LS
HHSC	Hilo Benioff Medical Center	Social services	HTH 212/LS
HHSC	Hale Ho'ola Hamakua	Critical access hospital services:acute	HTH 212/LS
HHSC	Hale Ho'ola Hamakua	Critical access hospital services:long term care	HTH 212/LS
HHSC	Hale Ho'ola Hamakua	24-hour emergency services	HTH 212/LS
HHSC	Hale Ho'ola Hamakua	Inpatient services:Physical therapy	HTH 212/LS
HHSC	Hale Ho'ola Hamakua	Inpatient services:Occupational therapy	HTH 212/LS
HHSC	Hale Ho'ola Hamakua	Inpatient services:Speech therapy	HTH 212/LS
HHSC	Hale Ho'ola Hamakua	Inpatient services:Social services	HTH 212/LS
HHSC	Hale Ho'ola Hamakua	Inpatient services:Radiology	HTH 212/LS
HHSC	Hale Ho'ola Hamakua	Inpatient services:Laboratory	HTH 212/LS
HHSC	Hale Ho'ola Hamakua	Outpatient services:Laboratory	HTH 212/LS
HHSC	Hale Ho'ola Hamakua	Outpatient services:Radiology	HTH 212/LS
HHSC	Hale Ho'ola Hamakua	Nutrition services	HTH 212/LS
HHSC	Hale Ho'ola Hamakua	Volunteer services	HTH 212/LS
HHSC	Kau Hospital	Critical access hospital services:acute	HTH 212/LS
HHSC	Kau Hospital	Critical access hospital services:long term care (only LTC in Kau)	HTH 212/LS
HHSC	Kau Hospital	24-hour emergency services	HTH 212/LS
HHSC	Kau Hospital	Inpatient services:Radiology	HTH 212/LS
HHSC	Kau Hospital	Inpatient services:Physical therapy	HTH 212/LS
HHSC	Kau Hospital	Inpatient services:Laboratory	HTH 212/LS
HHSC	Kau Hospital	Outpatient services:Laboratory	HTH 212/LS
HHSC	Kau Hospital	Outpatient services:Radiology	HTH 212/LS
HHSC	Kau Hospital	Adult Day Hospital	HTH 212/LS
HHSC	Kau Hospital	Primary care clinic:Family practice (medically underserved area)	HTH 212/LS

<u>Division</u>	<u>Description of Function</u>	<u>Activities</u>	<u>Prog ID(s)</u>	<u>Statutory Reference</u>
HHSC	Kona Community Hospital	Acute care Services	HTH 212/LS	
HHSC	Kona Community Hospital	Behavioral health	HTH 212/LS	
HHSC	Kona Community Hospital	Cardiology (Diagnostic)	HTH 212/LS	
HHSC	Kona Community Hospital	Case Management	HTH 212/LS	
HHSC	Kona Community Hospital	Chemotherapy	HTH 212/LS	
HHSC	Kona Community Hospital	Emergency services	HTH 212/LS	
HHSC	Kona Community Hospital	ICU	HTH 212/LS	
HHSC	Kona Community Hospital	Laboratory & Pathology	HTH 212/LS	
HHSC	Kona Community Hospital	Medical/surgical	HTH 212/LS	
HHSC	Kona Community Hospital	Obstetrics/gynecology	HTH 212/LS	
HHSC	Kona Community Hospital	Pharmacy	HTH 212/LS	
HHSC	Kona Community Hospital	Phys/Occ/Speech therapy	HTH 212/LS	
HHSC	Kona Community Hospital	Radiation therapy	HTH 212/LS	
HHSC	Kona Community Hospital	Radiology	HTH 212/LS	
HHSC	Kona Community Hospital	Respiratory therapy	HTH 212/LS	
HHSC	Kona Community Hospital	Social Services	HTH 212/LS	
HHSC	Kona Community Hospital	Utilization Review	HTH 212/LS	
HHSC	Kohala Hospital	Acute Care Services	HTH 212/LS	
HHSC	Kohala Hospital	Emergency services	HTH 212/LS	
HHSC	Kohala Hospital	Laboratory	HTH 212/LS	
HHSC	Kohala Hospital	Long term care	HTH 212/LS	
HHSC	Kohala Hospital	Radiology	HTH 212/LS	

<u>Division</u>	<u>Description of Function</u>	<u>Activities</u>	<u>Prog ID(s)</u>	<u>Statutory Reference</u>
HHSC	Kauai Veterans Memorial Hospital	Acute care (critical access hospital)	HTH 212/LS	
HHSC	Kauai Veterans Memorial Hospital	Skilled nursing services	HTH 212/LS	
HHSC	Kauai Veterans Memorial Hospital	Intermediate care services	HTH 212/LS	
HHSC	Kauai Veterans Memorial Hospital	Medical/Surgical	HTH 212/LS	
HHSC	Kauai Veterans Memorial Hospital	Obstetrics/Gynecology	HTH 212/LS	
HHSC	Kauai Veterans Memorial Hospital	ICU	HTH 212/LS	
HHSC	Kauai Veterans Memorial Hospital	Telemedicine	HTH 212/LS	
HHSC	Kauai Veterans Memorial Hospital	Physical therapy	HTH 212/LS	
HHSC	Kauai Veterans Memorial Hospital	Occupation therapy	HTH 212/LS	
HHSC	Kauai Veterans Memorial Hospital	Laboratory & Pathology Services	HTH 212/LS	
HHSC	Kauai Veterans Memorial Hospital	Radiology Services	HTH 212/LS	
HHSC	Kauai Veterans Memorial Hospital	Social Services	HTH 212/LS	
HHSC	Kauai Veterans Memorial Hospital	Recreation therapy	HTH 212/LS	
HHSC	Kauai Veterans Memorial Hospital	Respiratory therapy	HTH 212/LS	
HHSC	Kauai Veterans Memorial Hospital	Surgery	HTH 212/LS	
HHSC	Kauai Veterans Memorial Hospital	Subspecialty-Orthopedics	HTH 212/LS	
HHSC	Kauai Veterans Memorial Hospital	Subspecialty-Ophthalmology	HTH 212/LS	
HHSC	Kauai Veterans Memorial Hospital	Endoscopy	HTH 212/LS	
HHSC	Kauai Veterans Memorial Hospital	Pharmacy	HTH 212/LS	
HHSC	Kauai Veterans Memorial Hospital	Nutrition Services	HTH 212/LS	
HHSC	Kauai Veterans Memorial Hospital	Outpatient surgery	HTH 212/LS	
HHSC	Samuel Mahelona Memorial Hospital	Acute care (critical access hospital)	HTH 212/LS	
HHSC	Samuel Mahelona Memorial Hospital	Psychiatric services	HTH 212/LS	
HHSC	Samuel Mahelona Memorial Hospital	Skilled nursing services	HTH 212/LS	
HHSC	Samuel Mahelona Memorial Hospital	Intermediate care services	HTH 212/LS	
HHSC	Samuel Mahelona Memorial Hospital	Telemedicine	HTH 212/LS	
HHSC	Samuel Mahelona Memorial Hospital	Physical therapy	HTH 212/LS	
HHSC	Samuel Mahelona Memorial Hospital	Occupation therapy	HTH 212/LS	
HHSC	Samuel Mahelona Memorial Hospital	Laboratory & Pathology Services	HTH 212/LS	
HHSC	Samuel Mahelona Memorial Hospital	Radiology Services	HTH 212/LS	
HHSC	Samuel Mahelona Memorial Hospital	Social Services	HTH 212/LS	
HHSC	Samuel Mahelona Memorial Hospital	Recreation therapy	HTH 212/LS	

Department of Health - Hawaii Health Systems Corporation  
Functions

Table 1

HHSC	Samuel Mahelona Memorial Hospital	Pharmacy	HTH 212/LS
HHSC	Samuel Mahelona Memorial Hospital	Nutrition Services	HTH 212/LS

<u>Division</u>	<u>Description of Function</u>	<u>Activities</u>	<u>Prog ID(s)</u>	<u>Statutory Reference</u>
HHSC	Leahi Hospital (note 1)	TB	HTH 215/OR	
HHSC	Leahi Hospital - Long-term Care	SNF/ICF	HTH 215/OR	
HHSC	Leahi Hospital - Ancillary Services	PT & OT	HTH 215/OR	
HHSC	Leahi Hospital - Ancillary Services	X-ray	HTH 215/OR	
HHSC	Leahi Hospital - Ancillary Services	Adult Day Health	HTH 215/OR	
HHSC	Maluhia - Long-term Care	SNF/ICF	HTH 215/OR	
HHSC	Maluhia - Ancillary Services	PT & OT	HTH 215/OR	
HHSC	Maluhia - Ancillary Services	X-ray	HTH 215/OR	
HHSC	Maluhia - Ancillary Services	Adult Day Health	HTH 215/OR	
HHSC	Maluhia - Ancillary Services	Clinics	HTH 215/OR	

Note 1 - Although TB services are required by law, admissions have been steadily declining in recent years. In FY 23 there were four admissions, two admissions in FY 24 and currently zero admissions in FY 25.



Department of Health - Hawaii Health Systems Corporation  
Department-Wide Totals

Table 2

Fiscal Year 2025					
Budget Acts Appropriation FY 24	Reductions	Additions	Emergency Appropriations	Total FY25	MOF
\$ 204,275,303	\$ (42,189,000)	\$ 41,004,500		\$ 203,090,803	A
\$ 633,633,022	\$ (45,000,000)	\$ 59,352,272		\$ 647,985,294	B
				\$ -	
				\$ -	
				\$ -	
				\$ -	
\$ 837,908,325	\$ (87,189,000)	\$ 100,356,772	\$ -	\$ 851,076,097	Total
Fiscal Year 2026					
Budget Acts Appropriation FY 25	Reductions	Additions		Total FY26	MOF
\$ 203,090,803	\$ (117,010,400)	\$ 87,440,400		\$ 173,520,803	A
\$ 647,985,294	\$ (46,000,000)	\$ 49,810,171		\$ 651,795,465	B
				\$ -	
				\$ -	
				\$ -	
				\$ -	
\$ 851,076,097	\$ (163,010,400)	\$ 137,250,571	\$ -	\$ 825,316,268	Total
Fiscal Year 2027					
Budget Acts Appropriation FY 25	Reductions	Additions		Total FY27	MOF
\$ 203,090,803	\$ (117,010,400)	\$ 87,315,400		\$ 173,395,803	A
\$ 647,985,294	\$ (46,000,000)	\$ 49,710,171		\$ 651,695,465	B
				\$ -	
				\$ -	
				\$ -	
				\$ -	
\$ 851,076,097	\$ (163,010,400)	\$ 137,025,571	\$ -	\$ 825,091,268	Total

Department of Health - Hawaii Health Systems Corporation  
 Program ID Totals

Table 3

Prog ID	Program Title	MOF	As budgeted (FY25)			Governor's Submittal (FY26)				Governor's Submittal (FY27)			
			Pos (P)	Pos (T)	\$\$\$	Pos (P)	Pos (T)	\$\$\$	Percent Change of \$\$\$\$	Pos (P)	Pos (T)	\$\$\$	Percent Change of \$\$\$\$
HTH 210	Hawaii Health Systems Corporation - Corporate Office	B	54.50		17,509,280	54.50		17,509,280	0%	54.50		17,509,280	0%
HTH 211	Kahuku Hospital	A			2,032,500			2,157,500	6%			2,032,500	0%
HTH 212	Hawaii Health Systems Corporation - Regions	A			160,286,303			151,363,303	-6%			151,363,303	-6%
HTH 212	Hawaii Health Systems Corporation - Regions	B	2,340.75		580,976,014	2,340.75		582,286,185	0%	2,340.75		582,286,185	0%
HTH 213	Alii Community Care	B			3,500,000			3,500,000	0%			3,500,000	0%
HTH 214	Maui Health Systems, KFH, LLC	A			17,400,000			12,000,000	-45%			6,000,000	100%
HTH 215	HHSC - Oahu Region	A			23,372,000			8,000,000	-192%			14,000,000	-40%
HTH 215	HHSC - Oahu Region	B	440.00		46,000,000	440.00		48,500,000	5%	440.00		48,400,000	5%

Department of Health - Hawaii Health Systems Corporation  
Budget Decisions

Table 4

Prog ID	Sub-Org	Type of Request	Description of Request	MOF	Priority #	Initial Department Requests						Budget and Finance Recommendations						Governor's Decision					
						FY26			FY27			FY26			FY27			FY26			FY27		
						Pos (P)	Pos (T)	\$\$\$	Pos (P)	Pos (T)	\$\$\$	Pos (P)	Pos (T)	\$\$\$	Pos (P)	Pos (T)	\$\$\$	Pos (P)	Pos (T)	\$\$\$	Pos (P)	Pos (T)	\$\$\$
HTH 211	LR	HS	Additional Subsidy	A	1			\$ 2,390,000			\$ 1,899,655			\$ 125,000			\$ -			\$ 125,000			\$ -
HTH 212	LS	HS	General Fund Subsidy - Region (not incl Oahu Region)	A	1			\$ 132,489,400			\$ 115,768,400			\$ 67,315,400			\$ 67,315,400			\$ 67,315,400			\$ 67,315,400
HTH 214	LS	HS	General Operational Expenses - Maui Health System	A	1			\$ 12,000,000			\$ 6,000,000			\$ 12,000,000			\$ 6,000,000			\$ 12,000,000			\$ 6,000,000
HTH 215	OR	HS	General Fund Subsidy - Oahu Region	A	1			\$ 8,000,000			\$ 14,000,000			\$ 8,000,000			\$ 14,000,000			\$ 8,000,000			\$ 14,000,000
HTH 215	OR	NG	Restore Special Fund Ceiling	B	2			\$ 48,500,000			\$ 48,400,000			\$ 48,500,000			\$ 48,400,000			\$ 48,500,000			\$ 48,400,000

Department of Health - Hawaii Health Systems Corporation  
 Proposed Budget Reductions

Table 5

<u>Prog ID</u>	<u>Sub-Org</u>	<u>Description of Reduction</u>	<u>Impact of Reduction</u>	<u>MOF</u>	<u>FY26</u>			<u>FY27</u>			<u>FY25 Restriction (Y/N)</u>
					<u>Pos (P)</u>	<u>Pos (T)</u>	<u>\$\$\$\$</u>	<u>Pos (P)</u>	<u>Pos (T)</u>	<u>\$\$\$\$</u>	
		None									

Department of Health - Hawaii Health Systems Corporation  
Proposed Budget Additions

Table 6

Prog ID	Sub-Org	Addition Type	Prog ID Priority	Dept- Wide Priority	Description of Addition	Justification	MOF	FY26			FY27		
								Pos (P)	Pos (T)	\$\$\$	Pos (P)	Pos (T)	\$\$\$
HTH 211	LR	NR	1	1	Purchase a Patient Transportation Vehicle	As a critical access hospital with 21 inpatient beds and an average occupancy rate of 90% over the past three years, most of our swing bed patients are transfers from Queens, Pali Momi, Straub, and Castle Medical Center. Given our remote location, we rely heavily on external transportation companies to bring patients to our facility and take them to medical appointments after admission. However, transportation delays frequently occur due to limited availability. To address this challenge, we are seeking funding to purchase a specialized van equipped for both wheelchair users and gurneys, allowing us to better meet our patients' transportation needs.	A			\$ 125,000			
HTH 212	LS	AR	1	1	Requests general fund appropriations to fund the replacement of prior year non-recurring general fund and ARPA appropriations	To add back the FY 25 Restoration of ARPA V funds marked as non-recurring and FY 25 GF appropriation in Act 230, SLH 2024 marked as non-recurring.	A			\$ 67,315,400		\$ 67,315,400	
HTH 214		AR	1	1	General Operational Expenses - Maui Health System	Under Act 103, SLH 2015 Maui Health System may seek funds from the State for its operating cost	A			\$ 12,000,000		\$ 6,000,000	
HTH 215	OR	AR	1	1	Requests provisoed general fund appropriations amount for the Oahu Region (Leahi Hospital and Maluhia) due to projected budgetary shortfalls.	Oahu Region (Leahi Hospital and Maluhia) Request: During the 2024 Legislative Session, the Legislature provided non-recurring general fund appropriations to the Hawaii Health Systems Corporation (HHSC) Oahu Region for FY25 under HB1800 HD1 SD1 CD1 program HTH 215. To continue providing essential services to 80% of Oahu residents who rely on Medicaid, the Oahu Region is requesting \$8 million for FY26 and \$14 million for FY27 due to the projected budgetary shortfall. These funds are essential to maintain operational stability and avoid any reductions in the safety net services we provide to Oahu residents.	A			\$ 8,000,000		\$ 14,000,000	
HTH 215	OR	NG	1	1	Request to restore Special Revenue ceiling for FY26 and FY27.	Due to the transfer of HHSC Oahu Region to Department of Health is pending, we request to restore non-recurring personnel services and other current operating expenses ceiling for Special Revenue funds.	B			\$ 48,500,000		\$ 48,400,000	

Department of Health - Hawaii Health Systems Corporation  
 FY 2023 - FY 2025 Restrictions

Table 7

<u>Fiscal Year</u>	<u>Prog ID</u>	<u>Sub-Org</u>	<u>MOF</u>	<u>Budgeted by Dept</u>	<u>Restriction</u>	<u>Difference Between Budgeted &amp; Restricted</u>	<u>Percent Difference</u>	<u>Impact</u>
FY 24	HTH 211	LR	A	\$ 1,800,000	\$ 90,000	\$ 1,710,000	5.0%	
FY 25	HTH 212	LS	A	\$ 160,286,303	\$ 15,679,534	\$ 144,606,769	9.8%	Hawaii Health Systems Corporation will have difficulty managing cash flow through the end of fiscal year 2025 given the current level of general fund appropriation
FY 25	HTH 211	LR	A	\$ 2,032,500	\$ 203,250	\$ 1,829,250	10.0%	Kahuku will have difficulty managing cash flow through the end of fiscal year 2025 given the current level of general fund appropriation
FY 25	HTH 215	OR	A	\$ 23,372,000	\$ 2,286,296	\$ 21,085,704	9.8%	Hawaii Health Systems Corporation - Oahu Region will have difficulty managing cash flow through the end of fiscal year 2025 given the current level of general fund appropriation

Department of Health - Hawaii Health Systems Corporation  
 Emergency Appropriation Requests

Table 8

<u>Prog ID</u>	<u>Description of Request</u>	<u>Explanation of Request</u>	<u>MOF</u>	<u>Pos (P)</u>	<u>Pos (T)</u>	<u>\$\$\$</u>
None						

Department of Health - Hawaii Health Systems Corporation  
 Expenditures Exceeding Appropriation Ceilings in FY24 and FY25

Table 9

<u>Prog ID</u>	<u>MOF</u>	<u>Date</u>	<u>Appropriation</u>	<u>Amount Exceeding Appropriation</u>	<u>Percent Exceeded</u>	<u>Reason for Exceeding Ceiling</u>	<u>Legal Authority</u>	<u>Recurring (Y/N)</u>	<u>GF Impact (Y/N)</u>
			N/A						



Department of Health - Hawaii Health Systems Corporation  
 Intradepartmental Transfers in FY24 and FY25

Table 10

<u>Actual or Anticipated Date of Transfer</u>	<u>MOF</u>	<u>Pos (P)</u>	<u>Pos (T)</u>	<u>\$\$\$</u>	<u>From Prog ID</u>	<u>Percent of Program ID Appropriation Transferred From</u>	<u>To Prog ID</u>	<u>Percent of Receiving Program ID Appropriation</u>	<u>Reason for Transfer</u>	<u>Recurring (Y/N)</u>
		None								



















Department of Health - Hawaii Health Systems Corporation  
Vacancy Report as of November 30, 2024

Table 11

Prog ID	Sub-Org	Date of Vacancy	Expected Fill Date	Position Number	Position Title	Exempt (Y/N)	SR Level	BU Code	Perm Temp (P/T)	FTE	MOF	Budgeted Amount	Actual Salary Last Paid	Authority to Hire (Y/N)	Occupied by 89-Day Hire (Y/N)	# of 89 Hire Appts	Describe if Filled by other Means	Priority # to Retain
HTH 212	LS	3/7/2024	3/1/2025	41193	Registered Prof Nurse III	N	SR20	09	PERM	0.90	B	\$ 96,518	\$ 104,987		N			1
HTH 212	LS	11/18/2023	3/1/2025	41855	Health Info Clik I	N	SR08	03	PERM	1.00	B	\$ 37,876	\$ 36,072		N			1
HTH 212	LS	11/1/2024	1/1/2025	45628	Registered Prof Nurse III	N	SR20	09	PERM	1.00	B	\$ 120,618	\$ 120,624		N		Contract Traveler	1
HTH 212	LS	11/27/2023	6/1/2025	46634	Registered Prof Nurse III	N	SR20	09	PERM	0.90	B		\$ 100,926		N			1
HTH 212	LS	11/13/2023	6/30/2025	47252	Respiratory Therapy Tech FP	N	HE12	10	PERM	1.00	B		\$ 72,072		N		Contract traveler	1
HTH 212	LS	3/17/2023	2/17/2025	47403	Patient Access Rep I	N	SR11	03	PERM	1.00	B		\$ 37,920		N			1
HTH 212	LS	10/3/2024	1/15/2025	47556	Bldg & Grds Utility Worker	N	BC05	01	TEMP	1.00	B	\$ 56,335	\$ 56,340		N			1
HTH 212	LS	7/16/2024	6/1/2025	47911	Registered Prof Nurse III	N	SR20	09	PERM	1.00	B	\$ 126,723	\$ 126,720		N			1
HTH 212	LS	10/10/2024	1/15/2025	49242	Laundry Worker I	N	BC03	01	PERM	1.00	B	\$ 52,076	\$ 25		N			1
HTH 212	LS	7/20/2024	6/1/2025	49453	Certified Nurse Aide Entry	N	HE02	10	PERM	1.00	B	\$ 63,781	\$ 48,900		N			1
HTH 212	LS	8/1/2020	6/1/2025	50594	Licensed Practical Nurse FP	N	HE08	10	PERM	0.60	B	\$ 3,146	\$ 30,960		N			1
HTH 212	LS	6/30/2021	2/17/2025	51508	Patient Access Rep II	N	SR13	03	PERM	1.00	B	\$ 53,941	\$ 46,272		N			1
HTH 212	LS	7/15/2024	5/1/2025	52208	Kitchen Helper	N	BC02	61	TEMP	1.00	B	\$ 50,636	\$ 24		Y	1		1
HTH 212	LS	10/18/2024	3/1/2025	53443	Social Worker IV	N	SR22	13	PERM	1.00	B	\$ 82,876	\$ 79,872		N			1
HTH 212	LS	12/31/2020	2/17/2025	53518	Patient Access Rep II	N	SR13	03	PERM	1.00	B	\$ 53,941	\$ 46,476		N			1
HTH 212	LS	6/1/2020	5/1/2025	53530	Licensed Practical Nurse III	N	HE10	10	PERM	1.00	B	\$ 82,669	\$ 48,696		N			1
HTH 212	LS	9/21/2024	5/1/2025	53712	Nurse Aide Entry	N	HE02	70	TEMP	0.10	B		\$ 24		Y	2		1
HTH 212	LS	12/21/2022	5/1/2025	53899	Human Resources Specialist IV	N	SR22	73	PERM	1.00	B	\$ 63,099	\$ 52,044		N			1
HTH 212	LS	9/1/2021	5/1/2025	54074	Registered Prof Nurse IV	N	SR22	09	PERM	1.00	B		\$ 122,964		N			1
HTH 212	LS	7/16/2021	4/1/2025	54221	Registered Prof Nurse III	N	SR20	09	PERM	0.80	B		\$ 87,034		N		Contract Traveler	1
HTH 212	LS	4/16/2024	6/30/2025	54232	Certified Nurse Aide FP	N	HE04	10	TEMP	0.10	B	\$ 50,677	\$ 48,264		N			1
HTH 212	LS	12/30/2023	5/1/2025	54235	Certified Nurse Aide FP	N	HE04	10	PERM	1.00	B		\$ 48,264		N			1
HTH 212	LS	8/9/2024	5/1/2025	54295	Nurse Aide FP	N	HE04	70	TEMP	0.10	B	\$ 5,068	\$ 24		Y	10		1
HTH 212	LS	4/7/2024	5/1/2025	54297	Nurse Aide Entry	N	HE02	10	TEMP	0.10	B	\$ 4,890	\$ 22		N			1
HTH 212	LS	8/16/2023	2/1/2025	54395	Imaging Technologist	N	SR16	03	PERM	1.00	B		\$ 66,288		N			1
HTH 212	LS	5/6/2024	1/31/2025	54397	Clinic Receptionist I	N	SR11	03	PERM	1.00	B	\$ 42,632	\$ 39,816		N			1
HTH 212	LS	2/19/2024	3/31/2025	54406	Imaging Specialist IV	N	SR22	13	PERM	1.00	B	\$ 113,251	\$ 86,712		N			1
HTH 212	LS	10/2/2024	1/15/2025	54443	Office Assistant III	N	SR08	03	PERM	1.00	B	\$ 37,876	\$ 37,872		N			1
HTH 212	LS	8/14/2024	6/1/2025	54487	Certified Nurse Aide Entry	N	HE02	10	PERM	1.00	B	\$ 61,992	\$ 48,900		N			1
HTH 212	LS	8/29/2024	3/1/2025	54612	Kitchen Helper	N	BC02	61	TEMP	1.00	B	\$ 50,636	\$ 24		Y	9		1
HTH 212	LS	9/11/2024	5/1/2025	54626	Nurse Aide Entry	N	HE02	70	TEMP	0.10	B	\$ 4,890	\$ 24		Y	3		1
HTH 212	LS	6/17/2024	3/1/2025	54630	Registered Prof Nurse IV	N	SR22	09	PERM	1.00	B	\$ 133,001	\$ 128,628		N			1
HTH 212	LS	10/1/2024	1/1/2025	54976	Registered Prof Nurse III	N	SR20	09	PERM	1.00	B	\$ 120,618	\$ 90,468		N			1
HTH 212	LS	8/6/2014	5/30/2025	54992	Physical Therapist III	N	SR20	13	PERM	0.80	B		\$ 30,780		N		Contract Traveler	1
HTH 212	LS	6/16/2020	6/1/2025	55010	Licensed Practical Nurse FP	N	HE08	10	PERM	1.00	B		\$ 50,592		N			1
HTH 212	LS	1/16/2022	2/17/2025	55241	Patient Access Rep V	N	SR19	03	PERM	1.00	B	\$ 49,433	\$ 50,016		N			1
HTH 212	LS	3/31/2016	6/1/2025	55281	Speech Pathologist III	N	SR20	13	PERM	1.00	B		\$ 45,348		N		Contract Traveler	1
HTH 212	LS	3/17/2024	5/16/2025	55621	Registered Prof Nurse III	N	SR20	09	PERM	0.90	B		\$ 107,600		N		Contract Traveler	1
HTH 212	LS	7/26/2022	6/1/2025	55729	Speech Pathologist III	N	SR20	13	PERM	1.00	B		\$ 77,100		N			1
HTH 212	LS	12/26/2022	5/19/2025	55739	Patient Access Rep I	N	SR11	03	PERM	1.00	B		\$ 37,920		N			1
HTH 212	LS	1/16/2021	5/1/2025	55766	Nurse Aide Entry	N	HE02	70	TEMP	0.10	B	\$ 4,890	\$ 22		Y	2		1
HTH 212	LS	10/23/2024	1/6/2025	55767	Nurse Aide Entry	N	HE02	10	PERM	1.00	B	\$ 59,195	\$ 59,196		N			1
HTH 212	LS	11/13/2023	3/31/2025	55806	Imaging Specialist IV	N	SR22	13	PERM	1.00	B	\$ 100,491	\$ 86,712		N			1
HTH 212	LS	11/6/2023	6/30/2025	55807	Imaging Specialist IV	N	SR22	13	PERM	1.00	B		\$ 86,712		N			1
HTH 212	LS	1/15/2024	6/30/2025	55809	Imaging Multi Split	N	SR23	13	PERM	1.00	B	\$ 116,029	\$ 90,204		N		Contracted Traveler	1
HTH 212	LS	1/11/2024	6/1/2025	55812	Imaging Specialist IV	N	SR22	13	PERM	1.00	B	\$ 109,805	\$ 86,712		N		Contracted Traveler	1
HTH 212	LS	12/1/2023	3/31/2025	55815	Imaging Specialist IV	N	SR22	13	PERM	1.00	B	\$ 96,811	\$ 86,712		N		Contracted Traveler	1
HTH 212	LS	6/24/2024	5/1/2025	55816	Imaging Specialist IV	N	SR22	13	PERM	1.00	B	\$ 96,811	\$ 86,712		N		Contracted Traveler	1
HTH 212	LS	1/22/2023	5/16/2025	55975	Registered Prof Nurse III	N	SR20	09	PERM	1.00	B		\$ 114,852		N		Contract Traveler	1
HTH 212	LS	3/30/2022	5/19/2025	55978	Patient Access Rep III	N	SR15	03	PERM	1.00	B	\$ 57,658	\$ 48,084		N			1
HTH 212	LS	6/13/2013	6/1/2025	56036	Imaging Specialist II	N	SR18	13	TEMP	0.10	B	\$ 8,495	\$ 18		N		Contracted Traveler	1
HTH 212	LS	8/20/2024	5/1/2025	56061	Health Info Tech IV	N	SR17	04	PERM	1.00	B	\$ 57,456	\$ 54,936		N			1
HTH 212	LS	12/30/2023	5/1/2025	56322	Administrative Svcs Offr II	N	EM03	35	PERM	1.00	B		\$ 137,484		N			1
HTH 212	LS	7/18/2021	4/1/2025	56641	Registered Prof Nurse III	N	SR20	09	PERM	0.75	B		\$ 100,354		N		Contract Traveler	1
HTH 212	LS	6/1/2015	5/30/2025	56647	Physical Therapist III	N	SR20	13	TEMP	0.30	B		\$ 21		N		Contract Traveler	1
HTH 212	LS	8/20/2024	5/19/2025	56651	Patient Access Rep I	N	SR11	03	PERM	1.00	B	\$ 50,526	\$ 41,808		N			1
HTH 212	LS	9/1/2024	5/1/2025	56751	Health Info Clik I	N	SR08	03	PERM	1.00	B	\$ 37,876	\$ 37,872		N			1
HTH 212	LS	9/23/2024	5/1/2025	56838	Restorative Nurse Aide FP	N	HE04	10	PERM	1.00	B	\$ 53,221	\$ 50,676		N			1
HTH 212	LS	9/9/2024	5/1/2025	56840	Certified Nurse Aide FP	N	HE04	10	PERM	1.00	B	\$ 63,781	\$ 50,676		N			1
HTH 212	LS	11/14/2024	3/1/2025	56930	Registered Prof Nurse III	N	SR20	09	PERM	0.90	B	\$ 114,051	\$ 114,048		N		Contract Traveler	1
HTH 212	LS	11/16/2024	3/1/2025	56934	Patient Account Rep III	N	SR15	03	PERM	1.00	B	\$ 48,938	\$ 48,936		N			1
HTH 212	LS	9/1/2024	6/1/2025	57088	Licensed Practical Nurse FP	N	HE08	10	TEMP	0.10	B	\$ 6,736	\$ 28		N		Contracted Traveler	1
HTH 212	LS	6/19/2023	5/16/2025	57157	Registered Prof Nurse III	N	SR20	09	PERM	0.90	B	\$ 96,518	\$ 105,959		N		Contract Traveler	1
HTH 212	LS	11/16/2021	3/1/2025	57258	Registered Prof Nurse IV	N	SR22	09	PERM	1.00	B		\$ 129,192		N			1
HTH 212	LS	8/4/2017	6/30/2025	57299	Speech Pathologist III	N	SR20	13	PERM	0.50	B	\$ 18,904			N			1
HTH 212	LS	9/11/2023	5/1/2025	57423	Certified Nurse Aide FP	N	HE04	10	PERM	0.50	B	\$ 25,339	\$ 24,132		N			1
HTH 212	LS	10/19/2024	5/1/2025	57435	Nurse Aide FP	N	HE04	70	TEMP	0.10	B		\$ 24		Y	2		1
HTH 212	LS	9/11/2024	5/1/2025	57436	Nurse Aide FP	N	HE04	70	TEMP	0.10	B		\$ 24		Y	9		1

Department of Health - Hawaii Health Systems Corporation  
Vacancy Report as of November 30, 2024

Prog ID	Sub-Org	Date of Vacancy	Expected Fill Date	Position Number	Position Title	Exempt (Y/N)	SR Level	BU Code	Perm Temp (P/T)	FTE	MOF	Budgeted Amount	Actual Salary Last Paid	Authority to Hire	Occupied by	# of 89 Hire Apts	Describe if Filled by other Means	Priority # to Retain
														(Y/N)	(Y/N)			
HTH 212	LS	12/1/2021	3/31/2025	57438	Respiratory Therapist III	N	SR20	13	PERM	0.90	B		\$ 89,521		N		Contract traveler	1
HTH 212	LS	4/12/2023	5/1/2025	57474	Registered Prof Nurse III	N	SR20	09	TEMP	0.50	B		\$ 53,862		N		Contract Traveler	1
HTH 212	LS	10/7/2024	2/1/2025	57533	Registered Prof Nurse III	N	SR20	09	PERM	0.90	B	\$ 114,226	\$ 111,262		N			1
HTH 212	LS	7/21/2024	5/1/2025	57615	Registered Prof Nurse III	N	SR20	79	TEMP	0.10	B	\$ 10,724	\$ 52		Y	3		1
HTH 212	LS	3/16/2024	6/1/2025	57621	Registered Prof Nurse III	N	SR20	09	PERM	0.90	B		\$ 104,987		N			1
HTH 212	LS	7/20/2024	5/1/2025	57634	Nurse Aide Entry	N	HE02	70	TEMP	0.10	B	\$ 4,890	\$ 24		Y	1		1
HTH 212	LS	10/4/2024	5/1/2025	57635	Nurse Aide FP	N	HE04	70	TEMP	0.10	B	\$ 4,890	\$ 24		Y	8		1
HTH 212	LS	9/10/2024	5/1/2025	57636	Nurse Aide Entry	N	HE02	10	TEMP	0.10	B	\$ 5,068	\$ 24		N			1
HTH 212	LS	9/1/2024	5/1/2025	57637	Nurse Aide Entry	N	HE02	70	TEMP	0.10	B	\$ 4,890	\$ 24		Y	3		1
HTH 212	LS	8/30/2024	5/1/2025	57638	Nurse Aide Entry	N	HE02	70	TEMP	0.10	B	\$ 4,890	\$ 24		Y	7		1
HTH 212	LS	11/16/2023	6/30/2025	57672	Imaging Specialist IV	N	SR22	13	PERM	1.00	B		\$ 86,712		N			1
HTH 212	LS	8/29/2024	3/1/2025	57677	Kitchen Helper	N	BC02	01	PERM	1.00	B	\$ 50,639	\$ 50,640		N			1
HTH 212	LS	8/28/2024	5/1/2025	57694	Nurse Aide FP	N	HE04	70	TEMP	0.10	B		\$ 24		Y	1		1
HTH 212	LS	3/25/2024	3/1/2025	57748	Registered Prof Nurse III	N	SR20	09	TEMP	0.10	B		\$ 50		N		Contract Traveler	1
HTH 212	LS	10/15/2024	2/1/2025	57769	Environ Svcs Wkr II	N	BC02	01	TEMP	0.10	B	\$ 5,064	\$ 24		N			1
HTH 212	LS	9/12/2024	3/1/2025	57791	Cook II	N	BC08	01	TEMP	1.00	B	\$ 63,428	\$ 23		N			1
HTH 212	LS	2/1/2023	3/31/2025	57803	Imaging Specialist II	N	SR18	13	PERM	1.00	B		\$ 71,268		N			1
HTH 212	LS	7/31/2024	5/1/2025	57891	Certified Nurse Aide FP	N	HE04	70	TEMP	0.10	B	\$ 5,968	\$ 24		Y	2		1
HTH 212	LS	8/6/2024	5/1/2025	57892	Certified Nurse Aide Entry	N	HE02	70	TEMP	0.10	B	\$ 5,537			Y	3		1
HTH 212	LS	11/1/2022	5/1/2025	57904	Laundry Worker I	N	BC03	61	PERM	1.00	B	\$ 52,076	\$ 24		Y	2		1
HTH 212	LS	9/28/2024	5/1/2025	58005	Nurse Aide Entry	N	HE02	10	TEMP	0.10	B		\$ 24		Y	2		1
HTH 212	LS	8/25/2024	5/1/2025	58006	Nurse Aide Entry	N	HE02	70	TEMP	0.10	B	\$ 24,450			Y	3		1
HTH 212	LS	10/23/2024	5/1/2025	58007	Nurse Aide Entry	N	HE02	70	TEMP	0.10	B		\$ 24		Y	10		1
HTH 212	LS	10/7/2024	5/1/2025	58009	Nurse Aide Entry	N	HE02	10	TEMP	0.10	B		\$ 24		N			1
HTH 212	LS	7/27/2024	2/1/2025	58013	Cook I	N	BC05	01	TEMP	1.00	B	\$ 56,335	\$ 56,340		N			1
HTH 212	LS	1/1/2016	5/1/2025	58089	Hosp Haz Mtrls Splct IV	N	SR22	13	TEMP	0.10	B				N			1
HTH 212	LS	8/31/2024	4/1/2025	58090	Patient Fin Svcs Mgr II	N	SR26	13	PERM	1.00	B	\$ 82,530	\$ 83,064		N			1
HTH 212	LS	9/1/2023	5/1/2025	58104	Bldg & Grds Utility Worker	N	BC05	01	TEMP	1.00	B	\$ 56,335	\$ 53,652		N			1
HTH 212	LS	11/17/2024	4/1/2025	58210	Certified Nurse Aide FP	N	HE04	10	PERM	1.00	B	\$ 63,781	\$ 50,676		N			1
HTH 212	LS	12/19/2020	5/1/2025	58223	Registered Prof Nurse IV	N	SR22	09	PERM	1.00	B		\$ 119,964		N			1
HTH 212	LS	5/16/2019	6/1/2025	58281	Trauma Data Qual Tech I	N	SR10	03	PERM	1.00	B		\$ 32,664		N			1
HTH 212	LS	6/5/2017	5/1/2025	58304	Nurse Aide Entry	N	HE02	70	TEMP	0.10	B		\$ 24		Y	1		1
HTH 212	LS	5/1/2021	6/1/2025	58342	General Laborer I	N	BC02	01	PERM	1.00	B		\$ 44,292		N			1
HTH 212	LS	11/22/2023	5/1/2025	58351	Registered Prof Nurse III	N	SR20	09	TEMP	0.30	B	\$ 32,173	\$ 87,059		N			1
HTH 212	LS	4/11/2024	4/1/2025	58352	Registered Prof Nurse III	N	SR20	09	TEMP	0.30	B	\$ 32,173	\$ 50		N		Contract Traveler	1
HTH 212	LS	6/29/2023	5/1/2025	58381	Clerk IV	N	SR10	03	TEMP	1.00	B		\$ 36,504		N			1
HTH 212	LS	11/5/2018	5/1/2025	58382	Health Info Ck I	N	SR08	63	TEMP	1.00	B	\$ 37,876	\$ 15		Y	1		1
HTH 212	LS	11/1/2023	1/31/2025	58387	Imaging Specialist IV	N	SR22	13	PERM	1.00	B		\$ 93,804		N		Contracted Traveler	1
HTH 212	LS	6/18/2024	3/1/2025	58393	Kitchen Helper	N	BC02	61	TEMP	0.10	B	\$ 25,320	\$ 24		N			1
HTH 212	LS	10/7/2024	3/1/2025	58394	Kitchen Helper	N	BC02	61	TEMP	0.10	B	\$ 50,636	\$ 24		Y	5		1
HTH 212	LS	4/3/2022	2/1/2025	58395	Kitchen Helper	N	BC02	61	TEMP	0.10	B		\$ 24		Y	1		1
HTH 212	LS	11/19/2024	1/2/2025	58506	Registered Prof Nurse IV	N	SR22	09	PERM	1.00	B		\$ 148,932		N			1
HTH 212	LS	12/16/2023	3/1/2025	58522	Dietary Aide	N	BC03	61	TEMP	0.10	B	\$ 5,208	\$ 49,596		Y	1		1
HTH 212	LS	11/8/2024	3/1/2025	58528	Secretary II	N	SR14	03	PERM	1.00	B	\$ 46,998	\$ 47,004		N			1
HTH 212	LS	9/11/2024	5/19/2025	58612	Patient Access Rep I	N	SR11	03	PERM	1.00	B	\$ 57,658	\$ 41,808		N			1
HTH 212	LS	11/29/2024	5/19/2025	58616	Patient Access Rep I	N	SR11	63	PERM	1.00	B	\$ 48,534	\$ 20		N			1
HTH 212	LS	7/20/2024	12/23/2024	58620	Clinic Receptionist II	N	SR12	03	PERM	1.00	B	\$ 43,457	\$ 43,452		N			1
HTH 212	LS	6/13/2020	5/1/2025	58706	Dietitian III	N	SR20	13	PERM	1.00	B		\$ 40,003		N			1
HTH 212	LS	6/18/2023	3/1/2025	58707	Registered Prof Nurse III	N	SR20	09	TEMP	0.10	B		\$ 48		N		Contract Traveler	1
HTH 212	LS	10/11/2024	5/1/2025	58755	Registered Prof Nurse III	N	SR20	79	TEMP	0.10	B	\$ 10,724	\$ 52		Y	3		1
HTH 212	LS	3/16/2024	2/1/2025	58757	Graduate Nurse I	N	SR16	79	TEMP	0.90	B		\$ 93,344		N			1
HTH 212	LS	5/1/2024	6/1/2025	58762	Graduate Nurse I	N	SR16	79	TEMP	0.90	B		\$ 78,494		N			1
HTH 212	LS	2/4/2023	6/1/2025	58763	Graduate Nurse I	N	SR16	09	TEMP	0.90	B		\$ 75,406		N			1
HTH 212	LS	3/16/2024	6/1/2025	58764	Graduate Nurse I	N	SR16	79	TEMP	0.90	B		\$ 93,344		N			1
HTH 212	LS	3/16/2024	6/1/2025	58769	Graduate Nurse I	N	SR16	79	TEMP	0.90	B		\$ 93,344		N			1
HTH 212	LS	5/1/2024	6/1/2025	58772	Graduate Nurse I	N	SR16	79	TEMP	0.90	B		\$ 78,494		N			1
HTH 212	LS	9/17/2024	6/30/2025	58805	Registered Prof Nurse III	N	SR20	79	TEMP	0.25	B	\$ 26,811	\$ 52		Y	25		1
HTH 212	LS	3/16/2024	6/1/2025	58806	Graduate Nurse I	N	SR16	79	TEMP	0.90	B		\$ 93,344		N			1
HTH 212	LS	7/24/2024	6/1/2025	58812	Graduate Nurse I	N	SR16	79	TEMP	0.90	B		\$ 38		N			1
HTH 212	LS	2/23/2024	5/1/2025	58856	Registered Prof Nurse III	N	SR20	09	TEMP	0.10	B		\$ 50		N			1
HTH 212	LS	11/13/2023	3/31/2025	58862	Respiratory Therapist III	N	SR20	13	PERM	0.90	B		\$ 97,560		N		Contract traveler	1
HTH 212	LS	11/1/2023	6/30/2025	58878	Imaging Specialist IV	N	SR22	13	PERM	1.00	B		\$ 86,712		N			1
HTH 212	LS	1/29/2023	6/1/2025	58907	Licensed Practical Nurse FP	N	HE08	10	PERM	0.60	B		\$ 51,672		N		Contracted Traveler	1
HTH 212	LS	4/29/2019	5/1/2025	58916	Utility Worker	N	BC03	01	TEMP	0.50	B				N			1
HTH 212	LS	8/2/2024	1/15/2025	58956	Clinic Receptionist I	N	SR11	03	PERM	0.50	B	\$ 32,180	\$ 20,904		N			1
HTH 212	LS	7/12/2024	1/6/2025	58958	Registered Prof Nurse III	N	SR20	09	TEMP	0.10	B	\$ 10,724	\$ 50		N		Contract Traveler	1
HTH 212	LS	9/11/2022	6/1/2025	58961	Registered Prof Nurse III	N	SR20	09	PERM	0.90	B		\$ 89,672		N			1
HTH 212	LS	10/1/2024	3/1/2025	58970	Registered Prof Nurse III	N	SR20	09	PERM	0.90	B	\$ 108,556	\$ 108,562		N			1

Department of Health - Hawaii Health Systems Corporation  
 Vacancy Report as of November 30, 2024

Table 11

Prog ID	Sub-Org	Date of Vacancy	Expected Fill Date	Position Number	Position Title	Exempt (Y/N)	SR Level	BU Code	Perm Temp (P/T)	FTE	MOF	Budgeted Amount	Actual Salary Last Paid	Authority to Hire	Occupied by 89-Day Hire	# of 89 Hire Appts	Describe if Filled by other Means	Priority # to Retain
														(Y/N)	(Y/N)			
HTH 212	LS	8/11/2024	5/1/2025	58976	Laundry Helper I	N	BC02	61	PERM	1.00	B	\$ 50,636	\$ 24		Y	6		1
HTH 212	LS	7/1/2021	5/1/2025	58980	Electrician I	N	BC10	01	PERM	1.00	B		\$ 61,632		N			1
HTH 212	LS	7/20/2024	4/1/2025	58984	Dietitian III	N	SR20	13	PERM	1.00	B	\$ 64,082	\$ 58,296		N			1
HTH 212	LS	8/16/2021	6/1/2025	58993	Licensed Practical Nurse Entry	N	HE06	10	PERM	0.60	B		\$ 27,864		N			1
HTH 212	LS	6/2/2023	5/15/2025	58994	Registered Prof Nurse III	N	SR20	09	TEMP	0.10	B	\$ 10,724	\$ 52		Y	3		1
HTH 212	LS	2/24/2024	5/15/2025	58995	Registered Prof Nurse III	N	SR20	09	TEMP	0.10	B	\$ 10,724	\$ 50		N		Contract Traveler	1
HTH 212	LS	6/16/2024	2/1/2025	59000	Certified Nurse Aide FP	N	HE04	10	PERM	1.00	B	\$ 50,677	\$ 48,264		N			1
HTH 212	LS	8/17/2024	5/1/2025	59096	Nurse Aide Entry	N	HE02	70	TEMP	0.10	B	\$ 4,890	\$ 24		Y	17		1
HTH 212	LS	8/18/2024	3/1/2025	59101	Kitchen Helper	N	BC02	61	TEMP	0.10	B	\$ 50,636	\$ 24		N			1
HTH 212	LS	10/27/2024	2/1/2025	59102	Kitchen Helper	N	BC02	01	TEMP	0.10	B	\$ 50,636	\$ 24		N			1
HTH 212	LS	6/8/2022	2/24/2025	59105	Nurse Aide FP	N	HE04	10	TEMP	1.00	B		\$ 41,700		N			1
HTH 212	LS	10/31/2024	6/30/2025	59119	Telemetry Technician Entry	N	HE06	10	TEMP	0.50	B	\$ 27,399	\$ 26		N			1
HTH 212	LS	11/5/2024	4/1/2025	59126	Cook I	N	BC05	01	TEMP	1.00	B	\$ 56,335	\$ 56,340		Y	18		1
HTH 212	LS	5/16/2024	3/31/2025	59128	Pharmacist I	N	SR22	13	PERM	1.00	B	\$ 11,230	\$ 29		N			1
HTH 212	LS	10/2/2024	3/31/2025	59129	Pharmacist I	N	SR22	13	TEMP	0.10	B	\$ 10,753	\$ 30		N			1
HTH 212	LS	9/1/2024	1/15/2025	59130	Utility Worker	N	BC03	01	PERM	1.00	B	\$ 52,076	\$ 52,080		N			1
HTH 212	LS	8/1/2024	3/1/2025	59142	Clinic Receptionist II	N	SR12	03	PERM	1.00	B	\$ 43,457	\$ 43,452		N			1
HTH 212	LS	3/16/2021	5/1/2025	59146	Administrative Svcs Offr I	N	EM01	35	PERM	1.00	B		\$ 81,744		N			1
HTH 212	LS	7/22/2020	5/1/2025	59149	Licensed Practical Nurse FP	N	HE08	10	TEMP	0.10	B				N		Contracted Traveler	1
HTH 212	LS	9/2/2023	1/15/2025	59180	Physical Therapist III	N	SR20	13	PERM	1.00	B		\$ 50,652		N			1
HTH 212	LS	8/12/2024	5/1/2025	59183	Nurse Aide Entry	N	HE02	70	TEMP	0.10	B		\$ 24		Y	9		1
HTH 212	LS	9/14/2024	5/1/2025	59184	Nurse Aide FP	N	HE04	70	TEMP	0.10	B		\$ 24		Y	1		1
HTH 212	LS	10/1/2023	5/1/2025	59185	Nurse Aide Entry	N	HE02	70	TEMP	0.10	B	\$ 24,450			Y	1		1
HTH 212	LS	9/5/2024	5/1/2025	59187	Nurse Aide Entry	N	HE02	10	TEMP	0.10	B		\$ 24		N			1
HTH 212	LS	8/3/2024	5/1/2025	59188	Nurse Aide Entry	N	HE02	70	TEMP	0.10	B	\$ 48,901	\$ 24		Y	3		1
HTH 212	LS	8/19/2024	5/1/2025	59189	Nurse Aide Entry	N	HE02	70	TEMP	0.10	B	\$ 42,318	\$ 24		Y	3		1
HTH 212	LS	8/8/2024	5/1/2025	59190	Nurse Aide FP	N	HE04	70	TEMP	0.10	B		\$ 24		Y	10		1
HTH 212	LS	3/12/2022	5/1/2025	59191	Nurse Aide FP	N	HE04	10	TEMP	0.10	B		\$ 20		N			1
HTH 212	LS	10/7/2024	5/1/2025	59192	Nurse Aide Entry	N	HE02	70	TEMP	0.10	B		\$ 24		Y	3		1
HTH 212	LS	9/13/2024	5/1/2025	59193	Certified Nurse Aide FP	N	HE04	70	TEMP	0.10	B		\$ 24		Y	3		1
HTH 212	LS	7/19/2024	5/1/2025	59194	Nurse Aide Entry	N	HE02	70	TEMP	0.10	B	\$ 4,890	\$ 24,450		Y	1		1
HTH 212	LS	7/28/2024	5/1/2025	59195	Nurse Aide FP	N	HE04	70	TEMP	0.10	B	\$ 5,068	\$ 24		Y	16		1
HTH 212	LS	8/14/2024	5/1/2025	59199	Certified Nurse Aide Entry	N	HE02	70	TEMP	0.10	B	\$ 5,068			Y	1		1
HTH 212	LS	10/21/2024	5/1/2025	59201	Nurse Aide Entry	N	HE02	10	TEMP	0.10	B		\$ 24		N			1
HTH 212	LS	11/1/2024	3/1/2025	59202	Nurse Aide FP	N	HE04	10	PERM	1.00	B	\$ 50,677	\$ 50,676		N			1
HTH 212	LS	11/16/2023	3/31/2025	59233	Respiratory Therapist III	N	SR20	13	PERM	0.90	B		\$ 72,166		N		Contract traveler	1
HTH 212	LS	11/13/2023	3/31/2025	59235	Respiratory Therapist III	N	SR20	13	PERM	0.90	B		\$ 72,166		N		Contract traveler	1
HTH 212	LS	12/1/2022	6/1/2025	59242	Imaging Specialist V	N	SR24	13	PERM	1.00	B		\$ 91,968		N		Contracted Traveler	1
HTH 212	LS	6/15/2024	5/1/2025	59356	Accountant IV	N	SR22	13	TEMP	1.00	B	\$ 66,751	\$ 60,912		N			1
HTH 212	LS	7/16/2024	5/1/2025	59360	Human Resources Specialist IV	N	SR22	73	PERM	1.00	B		\$ 53,940		N			1
HTH 212	LS	8/17/2022	5/1/2025	59362	Carpenter I	N	BC09	01	TEMP	1.00	B		\$ 59,376		N			1
HTH 212	LS	11/20/2023	6/30/2025	59366	Respiratory Therapist III	N	SR20	13	PERM	0.90	B		\$ 72,166		N		Contract traveler	1
HTH 212	LS	2/20/2024	3/31/2025	59405	Imaging Specialist II	N	SR18	13	PERM	1.00	B	\$ 84,952	\$ 74,124		N			1
HTH 212	LS	7/28/2024	5/1/2025	59411	Certified Nurse Aide Entry	N	HE02	70	TEMP	0.10	B	\$ 4,890	\$ 24		Y	3		1
HTH 212	LS	8/23/2024	5/1/2025	59412	Certified Nurse Aide FP	N	HE04	70	TEMP	0.10	B	\$ 6,553	\$ 24		Y	1		1
HTH 212	LS	10/16/2024	5/1/2025	59413	Certified Nurse Aide Entry	N	HE02	70	TEMP	0.10	B	\$ 6,200	\$ 24		Y	2		1
HTH 212	LS	3/4/2024	5/1/2025	59414	Certified Nurse Aide FP	N	HE04	70	TEMP	0.10	B	\$ 6,200	\$ 24		Y	1		1
HTH 212	LS	9/16/2024	4/1/2025	59418	Kitchen Helper	N	BC02	61	TEMP	0.10	B	\$ 5,064			Y	1		1
HTH 212	LS	8/28/2024	4/1/2025	59419	Kitchen Helper	N	BC02	61	TEMP	0.10	B	\$ 6,551	\$ 24		Y	3		1
HTH 212	LS	10/16/2024	5/1/2025	59420	Kitchen Helper	N	BC02	01	TEMP	0.10	B	\$ 5,064	\$ 24		N			1
HTH 212	LS	9/27/2024	5/1/2025	59421	Kitchen Helper	N	BC02	61	TEMP	0.10	B	\$ 5,064	\$ 24		N	3		1
HTH 212	LS	4/1/2024	6/1/2025	59484	Registered Prof Nurse III	N	SR20	09	PERM	0.90	B	\$ 110,727	\$ 104,987		Y			1
HTH 212	LS	10/23/2024	1/6/2025	59490	Registered Prof Nurse III	N	SR20	09	PERM	0.60	B	\$ 72,371	\$ 72,374		N		Contract Traveler	1
HTH 212	LS	12/4/2023	4/1/2025	59492	Registered Prof Nurse III	N	SR20	09	TEMP	0.10	B	\$ 10,724	\$ 50		N			1
HTH 212	LS	6/24/2024	4/16/2025	59500	Medical Asst FP	N	HE07	10	TEMP	0.30	B		\$ 26		N			1
HTH 212	LS	3/16/2024	3/1/2025	59503	Registered Prof Nurse III	N	SR20	09	PERM	0.90	B		\$ 104,987		N			1
HTH 212	LS	8/24/2024	6/1/2025	59508	Graduate Nurse II	N	SR17	79	TEMP	0.90	B		\$ 40		N			1
HTH 212	LS	5/15/2023	6/1/2025	59509	Graduate Nurse I	N	SR16	09	TEMP	0.90	B		\$ 89,672		N			1
HTH 212	LS	3/16/2024	6/1/2025	59510	Graduate Nurse I	N	SR16	79	TEMP	0.90	B		\$ 93,344		N			1
HTH 212	LS	3/1/2024	6/1/2025	59511	Graduate Nurse I	N	SR16	79	TEMP	0.90	B		\$ 93,344		N			1
HTH 212	LS	9/24/2022	5/1/2025	59516	Surgical Technician Entry	N	HE06	10	PERM	1.00	B		\$ 49,704		N			1
HTH 212	LS	11/6/2023	4/1/2025	59519	Dietary Aide	N	BC03	61	TEMP	0.10	B	\$ 5,208	\$ 24		Y	1		1
HTH 212	LS	2/5/2024	6/30/2025	59524	Imaging Multi Spclt	N	SR23	13	PERM	1.00	B	\$ 116,029	\$ 90,204		N		Contracted Traveler	1
HTH 212	LS	2/20/2024	6/1/2025	59526	Office Assistant IV	N	SR10	63	TEMP	0.10	B	\$ 4,024	\$ 18		Y	1		1
HTH 212	LS	8/17/2024	5/1/2025	59534	Nurse Aide Entry	N	HE02	10	TEMP	0.10	B	\$ 4,890	\$ 24		N			1
HTH 212	LS	8/27/2024	5/1/2025	59535	Nurse Aide Entry	N	HE02	70	TEMP	0.10	B	\$ 4,890	\$ 24		Y	2		1
HTH 212	LS	6/24/2024		59537	Management Analyst III	N	SR20	13	PERM	1.00	B		\$ 56,280		N			1
HTH 212	LS	8/1/2022	4/1/2025	59539	Cook I	N	BC05	61	PERM	1.00	B	\$ 56,335	\$ 27		Y	1		1

Department of Health - Hawaii Health Systems Corporation  
Vacancy Report as of November 30, 2024

Table 11

Prog ID	Sub-Org	Date of Vacancy	Expected Fill Date	Position Number	Position Title	Exempt (Y/N)	SR Level	BU Code	Perm Temp (P/T)	FTE	MOF	Budgeted Amount	Actual Salary Last Paid	Authority to Hire (Y/N)	Occupied by 89-Day Hire (Y/N)	# of 89 Hire Apts	Describe if Filled by other Means	Priority # to Retain
HTH 212	LS	10/1/2023	5/1/2025	59540	Revenue Cycle Analyst III	N	SR20	13	PERM	1.00	B	\$ 58,300	\$ 68,556		N			1
HTH 212	LS	5/22/2023	4/1/2025	59547	Licensed Practical Nurse Entry	N	HE06	10	TEMP	0.30	B	\$ 16,719	\$ 23		N			1
HTH 212	LS	6/15/2024	5/1/2025	59551	Social Worker IV	N	SR22	13	PERM	1.00	B	\$ 87,820	\$ 83,388		N		Temporary assignment from employee working in similar job class	1
HTH 212	LS	10/18/2024	2/16/2025	59610	Certified Nurse Aide FP	N	HE04	10	PERM	0.90	B	\$ 50,677	\$ 50,676		N			1
HTH 212	LS	11/14/2024	2/15/2025	59614	Info Technology Spclt III	N	SR20	13	PERM	1.00	B	\$ 58,300	\$ 58,296		N			1
HTH 212	LS	12/16/2023	5/1/2025	59621	Registered Prof Nurse III	N	SR20	09	PERM	0.90	B		\$ 100,926		N			1
HTH 212	LS	8/9/2023	6/1/2025	59682	Registered Prof Nurse III	N	SR20	09	PERM	0.90	B		\$ 93,344		N			1
HTH 212	LS	11/27/2023	6/1/2025	59683	Registered Prof Nurse III	N	SR20	09	PERM	0.90	B		\$ 104,987		N			1
HTH 212	LS	5/10/2023	5/1/2025	59685	Pharmacy Aide Entry	N	HE02	10	TEMP	0.10	B	\$ 5,068	\$ 21		Y	1		1
HTH 212	LS	11/4/2024	5/1/2025	59686	Pharmacy Aide Entry	N	HE02	10	TEMP	0.10	B	\$ 4,890	\$ 24		N			1
HTH 212	LS	9/27/2023	5/1/2025	59687	Pharmacy Aide Entry	N	HE02	70	TEMP	0.10	B	\$ 4,890			Y	1		1
HTH 212	LS	8/19/2023	6/30/2025	59695	Respiratory Therapist III	N	SR20	13	PERM	0.90	B		\$ 72,166		N		Contract traveler	1
HTH 212	LS	3/30/2022	6/30/2025	59699	Respiratory Therapist III	N	SR20	13	PERM	0.90	B				N		Contract traveler	1
HTH 212	LS	11/4/2024	3/1/2025	59702	Utility Worker	N	BC03	01	TEMP	1.00	B	\$ 52,076	\$ 50,640		N			1
HTH 212	LS	6/1/2023	5/1/2025	59703	Utility Worker	N	BC03	61	TEMP	1.00	B		\$ 47,232		Y	1		1
HTH 212	LS	8/1/2023	6/1/2025	59706	Clinic Receptionist II	N	SR12	03	PERM	1.00	B	\$ 43,457	\$ 41,388		N			1
HTH 212	LS	5/1/2024	6/1/2025	59708	Graduate Nurse I	N	SR16	79	TEMP	0.90	B		\$ 78,494		N			1
HTH 212	LS	3/1/2024	6/1/2025	59709	Graduate Nurse I	N	SR16	79	TEMP	0.90	B		\$ 93,344		N			1
HTH 212	LS	5/16/2024	6/1/2025	59710	Graduate Nurse I	N	SR16	79	TEMP	0.90	B		\$ 78,494		N			1
HTH 212	LS	3/1/2024	6/1/2025	59711	Graduate Nurse I	N	SR16	79	TEMP	0.90	B		\$ 97,103		N			1
HTH 212	LS	6/1/2023	6/1/2025	59713	Graduate Nurse II	N	SR17	09	TEMP	0.90	B		\$ 89,672		N			1
HTH 212	LS	5/1/2024	6/1/2025	59714	Graduate Nurse I	N	SR16	79	TEMP	0.90	B		\$ 78,494		N			1
HTH 212	LS	5/1/2024	6/1/2025	59715	Graduate Nurse I	N	SR16	79	TEMP	0.90	B	\$ 6,764	\$ 78,494		N			1
HTH 212	LS	3/1/2024	6/1/2025	59717	Registered Prof Nurse II	N	SR18	09	PERM	0.90	B		\$ 78,494		N			1
HTH 212	LS	5/1/2024	6/1/2025	59719	Graduate Nurse I	N	SR16	79	TEMP	0.90	B		\$ 78,494		N			1
HTH 212	LS	5/1/2024	6/1/2025	59723	Graduate Nurse I	N	SR16	79	TEMP	0.90	B		\$ 78,494		N			1
HTH 212	LS	5/1/2024	6/1/2025	59724	Graduate Nurse I	N	SR16	79	TEMP	0.90	B		\$ 78,494		N			1
HTH 212	LS	5/16/2024	6/1/2025	59726	Graduate Nurse I	N	SR16	79	TEMP	0.90	B		\$ 78,494		N			1
HTH 212	LS	9/5/2024	5/15/2025	59756	Registered Prof Nurse III	N	SR20	79	TEMP	0.10	B	\$ 10,724	\$ 52		Y	3		1
HTH 212	LS	7/28/2024	5/1/2025	59766	Nurse Aide FP	N	HE04	70	TEMP	0.10	B	\$ 4,890	\$ 24		Y	3		1
HTH 212	LS	7/1/2022	5/1/2025	59771	Clinic Receptionist I	N	SR11	03	PERM	1.00	B	\$ 41,807			N			1
HTH 212	LS	6/20/2022	5/1/2025	59780	Registered Prof Nurse IV	N	SR22	09	PERM	0.50	B				N			1
HTH 212	LS	5/15/2023	6/1/2025	59781	Registered Prof Nurse III	N	SR20	09	PERM	0.90	B		\$ 93,280		N			1
HTH 212	LS	11/23/2023	2/28/2025	59790	Respiratory Therapist III	N	SR20	13	PERM	0.90	B		\$ 80,184		N			1
HTH 212	LS	6/16/2024	6/1/2025	59805	Institution Food Svcs Mgr I	N	WS08	01	PERM	1.00	B	\$ 67,851	\$ 64,620		N			1
HTH 212	LS	5/17/2024	3/31/2025	59809	Pharmacist I	N	SR22	13	PERM	1.00	B	\$ 114,546	\$ 60,912		N			1
HTH 212	LS	5/14/2024	3/31/2025	59810	Pharmacist I	N	SR22	13	PERM	1.00	B	\$ 114,920	\$ 60,912		N			1
HTH 212	LS	8/18/2022	5/1/2025	59811	Clinic Manager	N	SR20	13	PERM	1.00	B	\$ 58,300			N			1
HTH 212	LS	8/18/2022	5/1/2025	59812	Social Svc Asst V	N	SR13	03	PERM	1.00	B	\$ 45,221			N			1
HTH 212	LS	2/16/2024	5/1/2025	59813	Social Svc Asst IV	N	SR11	03	PERM	1.00	B	\$ 41,807	\$ 48,456		N			1
HTH 212	LS	10/5/2024	5/15/2025	59816	Registered Prof Nurse III	N	SR20	79	TEMP	0.10	B	\$ 10,724	\$ 52		Y	8		1
HTH 212	LS	6/3/2023	2/1/2025	59894	Certified Nurse Aide FP	N	HE04	10	PERM	1.00	B		\$ 44,352		N			1
HTH 212	LS	7/12/2023	3/1/2025	59897	Certified Nurse Aide Entry	N	HE02	10	PERM	1.00	B		\$ 46,572		N			1
HTH 212	LS	6/16/2024	5/1/2025	59898	Certified Nurse Aide Entry	N	HE02	10	PERM	1.00	B	\$ 48,901	\$ 46,572		N			1
HTH 212	LS	11/3/2022	6/30/2025	59899	Licensed Practical Nurse FP	N	HE08	10	PERM	1.00	B				N			1
HTH 212	LS	11/3/2022	6/30/2025	59900	Licensed Practical Nurse FP	N	HE08	10	PERM	1.00	B				N			1
HTH 212	LS	12/5/2022	6/30/2025	59905	Speech Pathologist III	N	SR20	13	TEMP	0.10	B	\$ 25,206			N			1
HTH 212	LS	8/29/2024	2/16/2025	59907	Nurse Aide Entry	N	HE02	10	PERM	1.00	B	\$ 48,901	\$ 48,900		N			1
HTH 212	LS	8/20/2024	5/1/2025	59910	Painter I	N	BC09	61	TEMP	1.00	B	\$ 67,901	\$ 33		Y	3		1
HTH 212	LS	1/27/2023	5/30/2025	59922	Pharmacist II	N	SR24	13	PERM	1.00	B				N			1
HTH 212	LS	9/16/2023	5/1/2025	59928	Management Analyst II	N	SR18	13	PERM	1.00	B	\$ 44,948	\$ 52,068		N			1
HTH 212	LS	4/6/2024	3/1/2025	59963	Clinic Manager	N	SR20	13	PERM	1.00	B	\$ 58,883	\$ 56,280		N			1
HTH 212	LS	7/23/2024	5/19/2025	59972	Patient Access Rep I	N	SR11	03	PERM	1.00	B	\$ 50,526	\$ 41,808		N			1
HTH 212	LS	3/23/2024	5/19/2025	59974	Patient Access Rep I	N	SR11	63	PERM	1.00	B	\$ 50,526	\$ 39,816		Y	1		1
HTH 212	LS	6/7/2024	3/1/2025	59988	Licensed Practical Nurse III	N	HE10	10	PERM	1.00	B	\$ 73,840	\$ 66,264		N			1
HTH 212	LS	8/20/2024	5/1/2025	59991	Nurse Aide Entry	N	HE02	70	TEMP	0.10	B		\$ 24		Y	3		1
HTH 212	LS	10/25/2024	5/1/2025	59992	Nurse Aide Entry	N	HE02	70	TEMP	0.10	B		\$ 24		Y	3		1
HTH 212	LS	9/26/2024	5/1/2025	59993	Nurse Aide FP	N	HE04	70	TEMP	0.10	B		\$ 24		Y	3		1
HTH 212	LS	10/15/2024	5/1/2025	59994	Nurse Aide Entry	N	HE02	70	TEMP	0.10	B		\$ 24		Y	3		1
HTH 212	LS	10/5/2023	5/1/2025	59995	Nurse Aide Entry	N	HE02	70	TEMP	0.10	B				Y	1		1
HTH 212	LS	10/12/2024	2/1/2025	59997	Medical Asst Entry	N	HE05	10	PERM	1.00	B	\$ 56,965	\$ 52,704		N			1
HTH 212	LS	8/14/2024	2/1/2025	60000	Registered Prof Nurse III	N	SR20	09	TEMP	0.10	B	\$ 10,724	\$ 52		N			1
HTH 212	LS	9/22/2024	5/1/2025	60003	Registered Prof Nurse III	N	SR20	79	TEMP	0.10	B	\$ 10,724	\$ 52		Y	4		1
HTH 212	LS	10/29/2024	5/1/2025	60004	Registered Prof Nurse III	N	SR20	79	TEMP	0.10	B	\$ 10,724	\$ 52		Y	3		1
HTH 212	LS	3/24/2023	5/1/2025	60013	Registered Prof Nurse III	N	SR20	09	PERM	0.90	B				N		Contract Traveler	1
HTH 212	LS	8/2/2024	5/1/2025	60014	Nurse Aide Entry	N	HE02	70	TEMP	0.10	B	\$ 4,890	\$ 24		Y	7		1
HTH 212	LS	8/31/2024	5/1/2025	60015	Nurse Aide Entry	N	HE02	70	TEMP	0.10	B	\$ 4,890	\$ 24		Y	3		1
HTH 212	LS	8/26/2024	5/1/2025	60019	Registered Prof Nurse III	N	SR20	79	TEMP	0.10	B	\$ 10,724	\$ 52		Y	3		1

Department of Health - Hawaii Health Systems Corporation  
Vacancy Report as of November 30, 2024

Table 11

Prog ID	Sub-Org	Date of Vacancy	Expected Fill Date	Position Number	Position Title	Exempt (Y/N)	SR Level	BU Code	Perm Temp (P/T)	FTE	MOF	Budgeted Amount	Actual Salary Last Paid	Authority to Hire (Y/N)	Occupied by 89-Day Hire (Y/N)	# of 89 Hire Appts	Describe if Filled by other Means	Priority # to Retain
HTH 212	LS	10/2/2024	5/30/2025	60020	Pharmacist I	N	SR22	13	PERM	1.00	B	\$ 107,526	\$ 63,096		N			1
HTH 212	LS	4/1/2024	3/1/2025	60022	Certified Nurse Aide Entry	N	HE02	10	PERM	1.00	B	\$ 48,901	\$ 46,572		N			1
HTH 212	LS	4/4/2023	3/1/2025	60023	Certified Nurse Aide FP	N	HE04	10	PERM	0.50	B				N			1
HTH 212	LS	3/22/2024	3/1/2025	60024	Certified Nurse Aide Entry	N	HE02	10	PERM	1.00	B	\$ 48,901	\$ 46,572		N			1
HTH 212	LS	5/24/2023	3/1/2025	60025	Certified Nurse Aide FP	N	HE04	10	PERM	0.50	B	\$ 10,237			N			1
HTH 212	LS	11/1/2024	5/1/2025	60029	Pharmacist I	N	SR22	13	PERM	1.00	B	\$ 107,526	\$ 63,096		N			1
HTH 212	LS	4/26/2023	5/1/2025	60057	Medical Asst Entry	N	HE05	10	TEMP	1.00	B	\$ 52,706			N			1
HTH 212	LS	4/26/2023	5/1/2025	60058	Medical Asst Entry	N	HE05	10	TEMP	1.00	B	\$ 52,706			N			1
HTH 212	LS	4/26/2023	4/16/2025	60059	Medical Asst Entry	N	HE05	10	TEMP	1.00	B	\$ 52,706			N			1
HTH 212	LS	4/26/2023	5/1/2025	60060	Medical Asst Entry	N	HE05	10	TEMP	1.00	B	\$ 52,706			N			1
HTH 212	LS	4/26/2023	5/1/2025	60061	Medical Asst Entry	N	HE05	10	TEMP	1.00	B	\$ 52,706			N			1
HTH 212	LS	5/5/2023	2/24/2025	60063	Nurse Aide FP	N	HE04	10	TEMP	1.00	B				N			1
HTH 212	LS	2/28/2024	4/1/2025	60069	Nurse Aide Entry	N	HE02	10	TEMP	0.10	B	\$ 56,965	\$ 22		N			1
HTH 212	LS	11/16/2024	6/1/2025	60070	Registered Prof Nurse III	N	SR20	09	TEMP	0.10	B	\$ 10,724	\$ 52		N			1
HTH 212	LS	7/17/2024	3/1/2025	60071	Certified Nurse Aide Entry	N	HE02	10	TEMP	0.10	B	\$ 4,890	\$ 24		N			1
HTH 212	LS	3/28/2024	3/1/2025	60072	Certified Nurse Aide Entry	N	HE02	10	TEMP	0.10	B	\$ 4,890	\$ 22		N			1
HTH 212	LS	12/4/2023	3/1/2025	60073	Clinic Receptionist I	N	SR11	03	TEMP	1.00	B		\$ 39,816		N			1
HTH 212	LS	5/16/2023	5/30/2025	60075	Pharmacist I	N	SR22	13	PERM	1.00	B	\$ 89,605			N			1
HTH 212	LS	10/11/2024	3/1/2025	60076	Certified Nurse Aide Entry	N	HE02	10	TEMP	0.10	B	\$ 4,890	\$ 24		N			1
HTH 212	LS	10/6/2024	5/1/2025	60077	Certified Nurse Aide Entry	N	HE02	70	TEMP	0.10	B	\$ 4,890	\$ 24		Y	5		1
HTH 212	LS	9/23/2024	3/1/2025	60078	Certified Nurse Aide Entry	N	HE02	10	TEMP	0.10	B	\$ 4,890	\$ 24		N			1
HTH 212	LS	8/5/2024	4/1/2025	60110	Cook I	N	BC05	61	TEMP	1.00	B	\$ 56,335	\$ 27		Y	8		1
HTH 212	LS	4/16/2024	3/1/2025	60111	Medical Asst Entry	N	HE05	10	TEMP	1.00	B	\$ 50,677	\$ 50,196		N			1
HTH 212	LS	8/22/2024	12/17/2024	60125	Registered Prof Nurse III	N	SR20	09	TEMP	0.10	B	\$ 10,724	\$ 52		N		Contract Traveler	1
HTH 212	LS	7/5/2023		60128	Registered Prof Nurse V	N	SR23	29	TEMP	0.50	B				N			1
HTH 212	LS	6/28/2023	5/1/2025	60129	Registered Prof Nurse V	N	SR23	29	TEMP	1.00	B	\$ 145,298			N			1
HTH 212	LS	10/15/2024	3/1/2025	60130	Office Assistant IV	N	SR10	03	PERM	1.00	B	\$ 40,244	\$ 40,248		N			1
HTH 212	LS	5/22/2024	12/30/2024	60131	Clinic Receptionist I	N	SR11	03	PERM	1.00	B	\$ 43,457	\$ 39,816		N			1
HTH 212	LS	7/13/2023	5/1/2025	60132	Clinic Receptionist I	N	SR11	03	TEMP	1.00	B	\$ 43,457			N			1
HTH 212	LS	1/27/2024	4/1/2025	60141	Nurse Aide Entry	N	HE02	10	TEMP	1.00	B	\$ 50,677	\$ 46,572		N			1
HTH 212	LS	3/1/2024	4/1/2025	60146	Nurse Aide Entry	N	HE02	10	TEMP	1.00	B	\$ 50,677	\$ 46,572		N			1
HTH 212	LS	7/21/2023	5/1/2025	60148	Medical Asst Entry	N	HE05	10	TEMP	1.00	B	\$ 50,677			N			1
HTH 212	LS	8/17/2023	4/16/2025	60180	Medical Asst Entry	N	HE05	10	TEMP	1.00	B	\$ 52,706			N			1
HTH 212	LS	8/7/2023	4/16/2025	60181	Medical Asst Entry	N	HE05	10	TEMP	1.00	B	\$ 56,965			N			1
HTH 212	LS	11/3/2024	5/1/2025	60186	Kitchen Helper	N	BC02	01	TEMP	1.00	B		\$ 24		N			1
HTH 212	LS	10/11/2024	3/1/2025	60203	Management Analyst III	N	SR20	13	PERM	1.00	B	\$ 58,300	\$ 58,296		N			1
HTH 212	LS	8/13/2024	4/30/2025	60206	Imaging Specialist II	N	SR18	13	PERM	1.00	B	\$ 84,952	\$ 76,788		N			1
HTH 212	LS	8/17/2024	5/30/2025	60207	Imaging Specialist II	N	SR18	13	PERM	1.00	B	\$ 84,952	\$ 76,788		N			1
HTH 212	LS	7/1/2024	5/30/2025	60210	Imaging Specialist II	N	SR18	13	PERM	1.00	B	\$ 84,952	\$ 71,016		N			1
HTH 212	LS	6/30/2024	4/30/2025	60211	Imaging Specialist II	N	SR18	13	PERM	1.00	B	\$ 84,952	\$ 74,124		N			1
HTH 212	LS	12/27/2023	6/30/2025	60212	Imaging Specialist II	N	SR18	13	PERM	1.00	B		\$ 74,124		N			1
HTH 212	LS	10/12/2024	5/1/2025	60216	Imaging Specialist II	N	SR18	73	TEMP	0.10	B	\$ 8,495	\$ 37		Y	3		1
HTH 212	LS	9/22/2023	4/1/2025	60220	Registered Prof Nurse III	N	SR20	09	TEMP	0.10	B				N			1
HTH 212	LS	4/24/2024	5/1/2025	60222	Registered Prof Nurse III	N	SR20	09	TEMP	0.10	B	\$ 10,724	\$ 50		N		Contract Traveler	1
HTH 212	LS	9/22/2023	6/30/2025	60229	Occupational Therapist III	N	SR20	13	PERM	0.50	B	\$ 96,028			N		Contracted Traveler	1
HTH 212	LS	10/25/2023	5/1/2025	60236	Surgical Technician Lead	N	HE10	10	TEMP	1.00	B	\$ 34,789			N			1
HTH 212	LS	11/7/2023	6/30/2025	60242	Imaging Specialist IV	N	SR22	13	PERM	1.00	B				N			1
HTH 212	LS	6/17/2024	6/30/2025	60243	Imaging Specialist IV	N	SR22	13	PERM	1.00	B	\$ 100,491	\$ 86,712		N			1
HTH 212	LS	8/29/2024	5/1/2025	60247	Certified Nurse Aide Entry	N	HE02	70	TEMP	0.10	B	\$ 6,200	\$ 24		Y	3		1
HTH 212	LS	8/5/2024	5/1/2025	60249	Registered Prof Nurse III	N	SR20	79	TEMP	0.10	B		\$ 52		Y	3	Contract Traveler	1
HTH 212	LS	8/16/2024	3/1/2025	60254	Nurse Aide Entry	N	HE02	10	TEMP	1.00	B	\$ 52,706	\$ 48,900		N			1
HTH 212	LS	12/18/2023	5/1/2025	60282	Storekeeper I	N	SR11	03	TEMP	1.00	B	\$ 38,323			N			1
HTH 212	LS	1/2/2024	5/1/2025	60284	Registered Prof Nurse IV	N	SR22	09	TEMP	1.00	B				N			1
HTH 212	LS	7/17/2024	5/1/2025	60286	Nurse Aide Entry	N	HE02	70	TEMP	0.10	B	\$ 10,758	\$ 48,900		Y	1		1
HTH 212	LS	1/24/2024	5/1/2025	60287	Coder III	N	SR17	03	TEMP	1.00	B				N			1
HTH 212	LS	3/15/2024	5/1/2025	60289	Registered Prof Nurse IV	N	SR22	09	PERM	1.00	B	\$ 118,211			N			1
HTH 212	LS	2/14/2024	4/16/2025	60291	Medical Asst FP	N	HE07	10	PERM	1.00	B				N			1
HTH 212	LS	7/23/2024	3/1/2025	60292	Social Worker IV	N	SR22	13	PERM	1.00	B				N		Contract Traveler	1
HTH 212	LS	5/8/2024	4/1/2025	60294	Certified Nurse Aide FP	N	HE04	10	TEMP	1.00	B				N			1
HTH 212	LS	2/20/2024	4/16/2025	60295	Medical Asst Entry	N	HE05	10	TEMP	1.00	B	\$ 41,807			N			1
HTH 212	LS	3/4/2024	4/16/2025	60298	Medical Asst Entry	N	HE05	10	TEMP	1.00	B	\$ 23,735			N			1
HTH 212	LS	11/15/2024	4/16/2025	60299	Medical Asst FP	N	HE07	10	PERM	1.00	B	\$ 56,965	\$ 56,964		N			1
HTH 212	LS	3/4/2024	4/16/2025	60300	Medical Asst Entry	N	HE05	10	TEMP	1.00	B				N			1
HTH 212	LS	4/8/2024	4/16/2025	60305	Medical Asst FP	N	HE07	10	TEMP	1.00	B				N			1
HTH 212	LS	4/8/2024	4/16/2025	60306	Medical Asst FP	N	HE07	10	TEMP	1.00	B	\$ 52,218			N			1
HTH 212	LS	4/8/2024	4/16/2025	60307	Medical Asst FP	N	HE07	10	TEMP	1.00	B	\$ 41,453			N			1
HTH 212	LS	4/8/2024	4/16/2025	60308	Medical Asst FP	N	HE07	10	TEMP	1.00	B				N			1
HTH 212	LS	10/5/2024	4/1/2025	60310	Registered Prof Nurse III	N	SR20	09	PERM	0.90	B	\$ 44,684	\$ 108,562		N		Contract Traveler	1

Department of Health - Hawaii Health Systems Corporation  
Vacancy Report as of November 30, 2024

Table 11

Prog ID	Sub-Org	Date of Vacancy	Expected Fill Date	Position Number	Position Title	Exempt (Y/N)	SR Level	BU Code	Perm Temp (P/T)	FTE	MOF	Budgeted Amount	Actual Salary Last Paid	Authority to Hire (Y/N)	Occupied by 89-Day Hire (Y/N)	# of 89 Hire Appts	Describe if Filled by other Means	Priority # to Retain
HTH 212	LS	5/6/2024	2/16/2025	60315	Nurse Aide Entry	N	HE02	10	TEMP	1.00	B				N			1
HTH 212	LS	5/6/2024	2/16/2025	60317	Nurse Aide Entry	N	HE02	10	TEMP	1.00	B				N			1
HTH 212	LS	10/24/2024	2/16/2025	60319	Nurse Aide Entry	N	HE02	10	TEMP	1.00	B		\$ 48,900		N			1
HTH 212	LS	5/6/2024	2/16/2025	60320	Nurse Aide Entry	N	HE02	10	TEMP	1.00	B				N			1
HTH 212	LS	11/1/2024	2/24/2025	60322	Nurse Aide Entry	N	HE02	10	TEMP	1.00	B				N			1
HTH 212	LS	11/1/2024	2/24/2025	60323	Nurse Aide Entry	N	HE02	10	TEMP	1.00	B				N			1
HTH 212	LS	7/25/2024	2/24/2025	60324	Nurse Aide Entry	N	HE02	10	TEMP	1.00	B		\$ 48,900		N			1
HTH 212	LS	4/28/2024	2/24/2025	60325	Nurse Aide Entry	N	HE02	10	TEMP	1.00	B				N			1
HTH 212	LS	5/6/2024	5/1/2025	60326	Health Info Tech II	N	SR13	03	TEMP	1.00	B	\$ 17,731			N			1
HTH 212	LS	6/3/2024	5/1/2025	60327	Administrative Svcs Offr I	N	EM01	35	PERM	1.00	B				N			1
HTH 212	LS	10/7/2024	1/15/2025	60328	Clinic Supervisor	N	SR17	04	PERM	1.00	B				N			1
HTH 212	LS	9/30/2024	5/1/2025	60329	Laundry Helper I	N	BC02	61	PERM	1.00	B	\$ 52,076			Y	1		1
HTH 212	LS	6/3/2024	2/1/2025	60380	Info Technology Spclt IV	N	SR22	13	PERM	1.00	B				N			1
HTH 212	LS	11/1/2024	2/1/2025	60388	Certified Nurse Aide FP	N	HE04	10	TEMP	0.10	B				N			1
HTH 212	LS	11/1/2024	2/2/2025	60389	Certified Nurse Aide FP	N	HE04	10	TEMP	0.10	B				N			1
HTH 212	LS	8/12/2024	5/1/2025	60390	Patient Account Rep III	N	SR15	63	TEMP	0.40	B				Y	2		1
HTH 212	LS	7/15/2024	5/1/2025	60391	Administrative Svcs Offr I	N	EM01	35	TEMP	1.00	B				N			1
HTH 212	LS	7/15/2024	5/1/2025	60392	Administrative Svcs Offr I	N	EM01	35	TEMP	1.00	B				N			1
HTH 212	LS	9/23/2024	5/1/2025	60394	Clinic Receptionist I	N	SR11	63	TEMP	1.00	B	\$ 38,323			Y	1		1
HTH 212	LS	7/15/2024	5/1/2025	60397	Healthcare Svcs Spclt III	N	SR20	13	PERM	1.00	B				N			1
HTH 212	LS	10/3/2024	2/15/2025	60398	Nurse Aide Entry	N	HE02	10	PERM	0.90	B	\$ 44,010			N			1
HTH 212	LS	10/24/2024	3/1/2025	60404	Nurse Aide Entry	N	HE02	10	PERM	0.90	B	\$ 44,010			N			1
HTH 212	LS	7/23/2024	2/1/2025	60431	Medical Asst FP	N	HE07	10	PERM	1.00	B				N			1
HTH 212	LS	8/15/2024	4/1/2025	60434	Registered Prof Nurse III	N	SR20	09	PERM	0.90	B				N			1
HTH 212	LS	8/15/2024	3/1/2025	60435	Registered Prof Nurse III	N	SR20	09	PERM	0.90	B				N		Contract Traveler	1
HTH 212	LS	8/15/2024	3/1/2025	60436	Registered Prof Nurse III	N	SR20	09	PERM	0.90	B				N			1
HTH 212	LS	8/15/2024	3/1/2025	60437	Registered Prof Nurse III	N	SR20	09	PERM	0.90	B				N			1
HTH 212	LS	8/15/2024	3/1/2025	60438	Registered Prof Nurse III	N	SR20	09	PERM	0.90	B				N			1
HTH 212	LS	9/10/2024	5/1/2025	60440	Nurse Aide Entry	N	HE02	70	TEMP	0.10	B				Y	1		1
HTH 212	LS	9/23/2024	5/1/2025	60441	Nurse Aide Entry	N	HE02	70	TEMP	0.10	B				Y	1		1
HTH 212	LS	10/3/2024	5/1/2025	60442	Registered Prof Nurse III	N	SR20	79	TEMP	0.10	B				Y	1		1
HTH 212	LS	11/4/2024	5/1/2025	60443	Registered Prof Nurse III	N	SR20	09	TEMP	0.10	B	\$ 52			Y	1		1
HTH 212	LS	9/9/2024	5/1/2025	60444	Registered Prof Nurse III	N	SR20	79	TEMP	0.10	B				Y	1		1
HTH 212	LS	7/23/2024	3/1/2025	60446	Registered Prof Nurse III	N	SR20	09	TEMP	0.10	B				N		Contract Traveler	1
HTH 212	LS	7/23/2024	3/1/2025	60447	Registered Prof Nurse III	N	SR20	09	TEMP	0.10	B				N		Contract Traveler	1
HTH 212	LS	7/23/2024	3/1/2025	60448	Registered Prof Nurse III	N	SR20	09	TEMP	0.10	B				N		Contract Traveler	1
HTH 212	LS	8/30/2024	4/1/2025	60451	Registered Prof Nurse III	N	SR20	09	PERM	0.90	B				N			1
HTH 212	LS	8/30/2024	5/1/2025	60452	Info Technology Spclt III	N	SR20	13	TEMP	1.00	B				N			1
HTH 212	LS	8/15/2024	6/1/2025	60453	Health Info Clk I	N	SR08	03	PERM	1.00	B				N			1
HTH 212	LS	10/27/2024	6/1/2025	60454	Health Info Tech II	N	SR13	03	PERM	1.00	B	\$ 39,894			N			1
HTH 212	LS	10/31/2024	5/1/2025	60457	Registered Prof Nurse V	N	SR23	29	TEMP	0.10	B				N			1
HTH 212	LS	9/19/2024	4/16/2025	60460	Medical Asst FP	N	HE07	10	TEMP	1.00	B	\$ 52,218			Y	1		1
HTH 212	LS	10/9/2024	2/1/2025	60461	Environ Svcs Wkr II	N	BC02	01	TEMP	1.00	B				N			1
HTH 212	LS	9/30/2024	2/1/2025	60462	Restorative Nurse Aide FP	N	HE04	10	PERM	1.00	B				N			1
HTH 212	LS	9/30/2024	2/16/2025	60463	Nurse Aide FP	N	HE04	10	PERM	1.00	B				N			1
HTH 212	LS	9/30/2024	2/16/2025	60464	Nurse Aide FP	N	HE04	10	PERM	1.00	B				N			1
HTH 212	LS	10/9/2024	1/13/2025	60466	Administrative Svcs Offr I	N	EM01	35	PERM	1.00	B				N			1
HTH 212	LS	10/3/2024	1/6/2025	60467	Administrative Svcs Offr I	N	EM01	35	PERM	1.00	B				N			1
HTH 212	LS	11/1/2024	3/1/2025	60470	Kitchen Helper	N	BC02	01	TEMP	0.10	B				N			1
HTH 212	LS	10/31/2024	3/1/2025	60471	Kitchen Helper	N	BC02	01	TEMP	0.10	B				N			1
HTH 212	LS	11/1/2024	3/1/2025	60472	Patient Account Rep III	N	SR15	03	TEMP	1.00	B				N			1
HTH 212	LS	10/31/2024	4/1/2025	60473	Info Technology Spclt IV	N	SR22	13	TEMP	1.00	B				N			1
HTH 212	LS	11/1/2024	2/3/2025	60476	Certified Nurse Aide FP	N	HE04	10	TEMP	0.10	B				N			1
HTH 212	LS	11/1/2024	2/4/2025	60477	Certified Nurse Aide FP	N	HE04	10	TEMP	0.10	B				N			1
HTH 212	LS	11/1/2024	2/5/2025	60478	Certified Nurse Aide FP	N	HE04	10	TEMP	0.10	B				N			1
HTH 212	LS	11/12/2024	1/2/2025	60479	Licensed Practical Nurse III	N	HE10	10	PERM	0.90	B				N			1
HTH 212	LS	6/30/2023	5/1/2025	102520	Staff Physician	Y	1	00	PERM	1.00	B	\$ 380,000			9A	1		1
HTH 212	LS	8/14/2021	3/1/2025	109129	Staff Physician	Y	1	00	PERM	1.00	B	\$ 215			N			1
HTH 212	LS	8/29/2023	5/1/2025	109158	Staff Physician	Y	1	00	TEMP	0.10	B	\$ 170			N			1
HTH 212	LS	5/1/2023	5/1/2025	109182	Physician (Extender)	Y	1	00	TEMP	0.10	B	\$ 100			9A	3		1
HTH 212	LS	2/28/2023	2/1/2025	109184	Staff Surgeon	Y	1	00	TEMP	0.10	B	\$ 155			N			1
HTH 212	LS	8/2/2024	5/1/2025	109313	Staff Physician	Y	1	00	TEMP	0.10	B	\$ 48,510	\$ 250		9A	2		1
HTH 212	LS	7/2/2024	5/1/2025	109448	Staff Physician	Y	1	00	TEMP	0.10	B	\$ 24,544	\$ 118		9A	8		1
HTH 212	LS	9/6/2024	5/1/2025	109485	Staff Physician	Y	1	00	TEMP	0.10	B	\$ 20,800	\$ 100		9A	2		1
HTH 212	LS	7/31/2022	4/1/2025	109521	Staff Physician	Y	1	00	TEMP	0.10	B	\$ 105			N			1
HTH 212	LS	8/2/2024	5/1/2025	109524	Staff Surgeon	Y	1	00	TEMP	0.10	B	\$ 55,120	\$ 265		9A	11		1
HTH 212	LS	8/1/2024	4/1/2025	109533	Staff Physician	Y	1	00	TEMP	0.10	B	\$ 100			N			1
HTH 212	LS	3/2/2024	5/1/2025	109534	Staff Physician	Y	1	00	TEMP	0.10	B	\$ 24,544	\$ 118		9A	35		1

Department of Health - Hawaii Health Systems Corporation  
 Vacancy Report as of November 30, 2024

Table 11

Prog ID	Sub-Org	Date of Vacancy	Expected Fill Date	Position Number	Position Title	Exempt (Y/N)	SR Level	BU Code	Perm Temp (P/T)	FTE	MOF	Budgeted Amount	Actual Salary Last Paid	Authority to Hire (Y/N)	Occupied by 89-Day Hire (Y/N)	# of 89 Hire Appts	Describe if Filled by other Means	Priority # to Retain
HTH 212	LS	6/2/2024	5/1/2025	109535	Staff Physician	Y	1	00	TEMP	0.10	B		\$ 200		9A	2		1
HTH 212	LS	6/24/2023	5/1/2025	109536	Physician (Extender)	Y	1	00	TEMP	0.10	B		\$ 67		9A	1		1
HTH 212	LS	9/2/2022	2/1/2025	109575	Staff Surgeon	Y	1	00	TEMP	0.10	B		\$ 125		N			1
HTH 212	LS	8/2/2024	1/13/2025	109631	Administrative Asst	Y		00	PERM	1.00	B	\$ 50,004	\$ 48,000		N			1
HTH 212	LS	4/30/2022	6/1/2025	109632	Director Of Nursing-CAH	Y		00	PERM	1.00	B		\$ 130,000		N			1
HTH 212	LS	3/31/2023	5/1/2025	109690	Staff Physician	Y	1	00	TEMP	1.00	B	\$ 52,500	\$ 240		N			1
HTH 212	LS	7/31/2022	5/1/2025	109691	Staff Physician	Y	1	00	PERM	1.00	B		\$ 275		N			1
HTH 212	LS	4/6/2024	3/8/2025	109702	Staff Physician	Y	1	00	TEMP	0.10	B	\$ 25,000	\$ 156		9A	3		1
HTH 212	LS	7/18/2023	5/1/2025	109708	Physician (Extender)	Y	1	00	PERM	1.00	B		\$ 160,000		N			1
HTH 212	LS	3/8/2024	3/9/2025	109710	Staff Physician	Y	1	00	TEMP	0.10	B	\$ 32,500	\$ 313		9A	8		1
HTH 212	LS	7/16/2022	2/1/2025	109711	Staff Physician	Y	1	00	TEMP	1.00	B		\$ 210		N			1
HTH 212	LS	12/1/2019	5/1/2025	109719	Staff Physician	Y	1	00	PERM	1.00	B		\$ 475,000		9A	3		1
HTH 212	LS	1/2/2022	3/1/2025	109721	Staff Surgeon	Y	1	00	PERM	1.00	B		\$ 120		N			1
HTH 212	LS	7/1/2023	5/1/2025	109730	Staff Surgeon	Y	1	00	TEMP	0.10	B		\$ 265		N			1
HTH 212	LS	2/26/2024	2/1/2025	109738	Staff Physician	Y	1	00	TEMP	0.10	B	\$ 25,376	\$ 122		9A	3		1
HTH 212	LS	2/3/2024	3/1/2025	109739	Physician (Extender)	Y	1	00	TEMP	0.10	B	\$ 16,000	\$ 77		9A	3		1
HTH 212	LS	5/19/2022	5/1/2025	109817	Staff Physician	Y	1	00	TEMP	0.10	B				N			1
HTH 212	LS	5/19/2022	5/1/2025	109818	Staff Surgeon	Y	1	00	TEMP	0.10	B	\$ 55,120			N			1
HTH 212	LS	5/19/2022	5/1/2025	109819	Physician (Extender)	Y	1	00	TEMP	0.10	B				9A	3		1
HTH 212	LS	5/19/2022	2/1/2025	109820	Staff Physician	Y	1	00	TEMP	0.10	B				N			1
HTH 212	LS	9/2/2024	5/1/2025	109821	Medical Director	Y		00	TEMP	0.10	B		\$ 80		9A	1		1
HTH 212	LS	7/28/2022	5/1/2025	109825	Staff Physician	Y	1	00	TEMP	0.10	B	\$ 52,500			9A	1		1
HTH 212	LS	3/15/2024	3/1/2025	109883	Staff Physician	Y	1	00	TEMP	0.10	B				9A	1		1
HTH 212	LS	4/1/2024	3/6/2025	109884	Staff Physician	Y	1	00	TEMP	0.10	B		\$ 45		9A	1		1
HTH 212	LS	4/1/2024	3/2/2025	109885	Staff Physician	Y	1	00	TEMP	0.10	B				9A	1		1
HTH 212	LS	4/13/2024	3/3/2025	109886	Staff Physician	Y	1	00	TEMP	0.10	B				9A	1		1
HTH 212	LS	5/7/2024	3/4/2025	109887	Staff Physician	Y	1	00	TEMP	0.10	B				9A	1		1
HTH 212	LS	3/22/2024	3/7/2025	109888	Staff Physician	Y	1	00	TEMP	0.10	B				N			1
HTH 212	LS	4/1/2024	3/5/2025	109889	Staff Physician	Y	1	00	TEMP	0.40	B		\$ 45		9A	1		1
HTH 212	LS	9/20/2024	1/2/2025	109908	Clinic Administrator	Y		00	PERM	1.00	B				N			1
HTH 212	LS	9/20/2024	5/1/2025	109909	Regional EMR Impl Dir	Y		00	TEMP	1.00	B				N			1
HTH 215	OR	5/17/2019	3/1/2025	109682	Per Diem Nurse	Y	1	79	TEMP	0.30	B	\$ 58	\$ 50	Y	N	0		
HTH 215	OR	6/22/2022	abolished	109685	Per Diem CNA	Y	I	70	TEMP	0.30	B			N	N	0		
HTH 215	OR	9/6/2019	abolished	109686	Per Diem CNA	Y	I	70	TEMP	0.30	B			N	N	0		
HTH 215	OR	10/17/2019	abolished	109688	Per Diem CNA	Y	I	70	TEMP	0.30	B			N	N	0		
HTH 215	OR	4/11/2018	abolished	109689	Per Diem CNA	Y	I	70	TEMP	0.30	B			N	N	0		
HTH 215	OR	1/28/2019	abolished	109585	Per Diem Nurse	Y	1	79	TEMP	0.30	B			N	N	0		
HTH 215	OR	11/1/2024	6/1/2025	109644	Per Diem Nurse	Y	1	79	TEMP	0.30	B	\$ 58	\$ 54	N	N	0		
HTH 215	OR	4/3/2023	3/1/2025	18196	Registered Prof Nurse III	N	SR20	09	PERM	1.00	B	\$ 90,180	\$ 112,056	Y	N	0		
HTH 215	OR	12/1/2020	3/1/2025	18229	Certified Nurse Aide FP	N	HE04	10	PERM	1.00	B	\$ 50,676	\$ 44,184	Y	N	0		
HTH 215	OR	9/15/2023	3/1/2025	18314	Certified Nurse Aide Entry	N	HE02	10	PERM	0.50	B	\$ 48,900	\$ 23,286	Y	N	0		
HTH 215	OR	11/9/2023	3/1/2025	18317	Certified Nurse Aide FP	N	HE04	10	PERM	1.00	B	\$ 50,676	\$ 48,264	Y	N	0		
HTH 215	OR	7/25/2023	3/1/2025	18349	Certified Nurse Aide FP	N	HE04	10	PERM	1.00	B	\$ 50,676	\$ 48,264	Y	N	0		
HTH 215	OR	8/1/2019	abolished	18598	Registered Prof Nurse III	N	SR20	09	PERM	1.00	B			N	N	0		
HTH 215	OR	10/11/2023	3/1/2025	39907	Certified Nurse Aide FP	N	HE04	10	PERM	1.00	B	\$ 50,676	\$ 48,264	Y	N	0		
HTH 215	OR	7/31/2023	3/1/2025	46710	Registered Prof Nurse III	N	SR20	09	PERM	1.00	B	\$ 90,180	\$ 116,652	Y	N	0		
HTH 215	OR	7/1/2022	abolished	56169	Registered Prof Nurse III	N	SR20	09	PERM	1.00	B			N	N	0		
HTH 215	OR	5/1/2023	3/1/2025	58674	Registered Prof Nurse III	N	SR20	09	PERM	1.00	B	\$ 90,180	\$ 112,056	Y	N	0		
HTH 215	OR	3/7/2023	3/1/2025	59059	Registered Prof Nurse III	N	SR20	09	PERM	1.00	B	\$ 90,180	\$ 112,056	Y	N	0		
HTH 215	OR	8/6/2022	3/1/2025	59078	Registered Prof Nurse III	N	SR20	09	PERM	0.50	B	\$ 107,244	\$ 56,028	Y	N	0		
HTH 215	OR	8/8/2023	abolished	109687	Per Diem CNA	Y	I	70	TEMP	0.30	B			N	N	0		
HTH 215	OR	11/7/2022	abolished	45880	Health Unit Clerk II	N	SR10	03	PERM	1.00	B			N	N	0		
HTH 215	OR	8/11/2022	abolished	56804	Registered Prof Nurse III	N	SR20	09	PERM	1.00	B			N	N	0		
HTH 215	OR	10/8/2024	position filled/hiring in progress	109615	Per Diem Nurse	Y	1	79	TEMP	0.30	B	\$ 58	\$ 58	Y	Y	0		
HTH 215	OR	10/2/2024	position filled 10/2/2024	109645	Per Diem Nurse	Y	1	79	TEMP	0.30	B	\$ 58	\$ 58	Y	Y	0		
HTH 215	OR	10/11/2024	position filled	109681	Per Diem Nurse	Y	1	79	TEMP	0.30	B	\$ 58	\$ 58	Y	Y	0		
HTH 215	OR	11/9/2024	position filled	109683	Per Diem Nurse	Y	1	79	TEMP	0.30	B	\$ 58	\$ 58	Y	Y	0		
HTH 215	OR	11/3/2024	position filled	109792	Health Screener	Y		00	TEMP	1.00	B	\$ 14	\$ 14	Y	Y	0		
HTH 215	OR	9/17/2024	position filled	109793	Health Screener	Y		00	TEMP	1.00	B	\$ 14	\$ 14	Y	Y	0		
HTH 215	OR	10/24/2023	position filled	109831	Student Helper II	Y	II	00	TEMP	0.48	B	\$ 14	\$ 14	Y	N	0		
HTH 215	OR	7/20/2023	position filled	109832	Student Helper II	Y	II	00	TEMP	0.48	B	\$ 14	\$ 14	Y	N	0		
HTH 215	OR	7/20/2023	3/1/2025	109845	Student Helper II	Y	II	00	TEMP	0.48	B	\$ 14	\$ 14	Y	N	0		
HTH 215	OR	10/4/2024	position filled	109846	Student Helper II	Y	II	00	TEMP	0.48	B	\$ 14	\$ 14	Y	N	0		
HTH 215	OR	11/24/2023	position filled	109847	Student Helper II	Y	II	00	TEMP	0.48	B	\$ 14	\$ 14	Y	N	0		
HTH 215	OR	11/24/2023	position filled	109864	Student Helper II	Y	II	00	TEMP	0.48	B	\$ 14	\$ 14	Y	N	0		
HTH 215	OR	10/11/2021	3/1/2025	109684	Per Diem CNA	Y	I	70	TEMP	0.30	B	\$ 24	\$ 21	Y	N	0		
HTH 215	OR	9/12/2022	3/1/2025	109758	Student Helper II	Y	II	00	TEMP	0.48	B	\$ 14	\$ 14	Y	N	0		
HTH 215	OR	11/1/2022	3/1/2025	18165	Certified Nurse Aide FP	N	HE04	10	PERM	1.00	B	\$ 50,676	\$ 45,960	Y	N	0		





Department of Health - Hawaii Health Systems Corporation  
 Vacancy Report as of November 30, 2024

Table 11

Prog ID	Sub-Org	Date of Vacancy	Expected Fill Date	Position Number	Position Title	Exempt (Y/N)	SR Level	BU Code	Perm Temp (P/T)	FTE	MOF	Budgeted Amount	Actual Salary Last Paid	Authority to Hire (Y/N)	Occupied by 89-Day Hire (Y/N)	# of 89 Hire Appts	Describe if Filled by other Means	Priority # to Retain
HTH 215	OR	11/1/2021	3/1/2025	21005	Certified Nurse Aide FP	N	HE04	10	PERM	1.00	B	\$ 48,264	\$ 44,652	Y	N	0	AGENCY	
HTH 215	OR	4/1/2023	3/1/2025	21015	Certified Nurse Aide FP	N	HE04	10	PERM	1.00	B	\$ 48,264	\$ 45,960	Y	N	0		
HTH 215	OR	8/20/2024	position filled 12/16/24	21041	Kitchen Helper	N	BC02	01	PERM	1.00	B	\$ 24	\$ 23	Y	N	0		
HTH 215	OR	6/30/2022	3/1/2025	28569	Certified Nurse Aide FP	N	HE04	10	PERM	1.00	B	\$ 50,676	\$ 41,700	Y	N	0		
HTH 215	OR	1/26/2024	6/1/2025	59396	Nurse Aide Entry	N	HE02	10	PERM	1.00	B	\$ 48,900	\$ 46,572	Y	N	0		
HTH 215	OR	5/24/2022	3/1/2025	109663	Per Diem CNA	Y	I	70	TEMP	0.30	B	\$ 24	\$ 21	Y	N	0		
HTH 215	OR	12/8/2017	3/1/2025	109664	Per Diem CNA	Y	I	70	TEMP	0.30	B	\$ 24	\$ 21	Y	N	0		
HTH 215	OR	12/8/2017	3/1/2025	109665	Per Diem CNA	Y	I	70	TEMP	0.30	B	\$ 24	\$ 21	Y	N	0		
HTH 215	OR	12/8/2017	3/1/2025	109666	Per Diem CNA	Y	I	70	TEMP	0.30	B	\$ 24	\$ 21	Y	N	0		
HTH 215	OR	12/8/2017	3/1/2025	109667	Per Diem CNA	Y	I	70	TEMP	0.30	B	\$ 24	\$ 21	Y	N	0		
HTH 215	OR	12/8/2017	3/1/2025	109668	Per Diem CNA	Y	I	70	TEMP	0.30	B	\$ 24	\$ 21	Y	N	0		
HTH 215	OR	12/8/2017	3/1/2025	109669	Per Diem CNA	Y	I	70	TEMP	0.30	B	\$ 24	\$ 21	Y	N	0		
HTH 215	OR	1/16/2020	6/1/2025	109751	Per Diem Nurse	Y	1	79	TEMP	1.00	B	\$ 58	\$ 52	Y	N	0		
HTH 215	OR	1/16/2020	6/1/2025	109752	Per Diem Nurse	Y	1	79	TEMP	1.00	B	\$ 58	\$ 52	Y	N	0		
HTH 215	OR	1/16/2020	6/1/2025	109753	Per Diem Nurse	Y	1	79	TEMP	1.00	B	\$ 58	\$ 52	Y	N	0		
HTH 215	OR	8/5/2023	6/1/2025	109754	Per Diem Nurse	Y	1	79	TEMP	0.30	B	\$ 58	\$ 56	Y	N	0		
HTH 215	OR	11/20/2023	3/1/2025	20983	Licensed Practical Nurse FP	N	HE08	10	PERM	1.00	B	\$ 59,196	\$ 50,196	Y	N	0		
HTH 215	OR	12/31/2019	3/1/2025	21045	Licensed Practical Nurse FP	N	HE08	10	PERM	1.00	B	\$ 59,196	\$ 50,220	Y	N	0		
HTH 215	OR	10/11/2023	position filled	109849	Student Helper II	Y	II	00	TEMP	0.48	B	\$ 14	\$ 12	Y	N	0		
HTH 215	OR	6/21/2023	position filled	109850	Student Helper II	Y	II	00	TEMP	0.48	B	\$ 14	\$ 12	Y	N	0		
HTH 215	OR	11/1/2023	3/1/2025	59385	Bldg Maint Worker I	N	BC09	01	PERM	1.00	B	\$ 67,896	\$ 64,668	Y	N	0		
HTH 215	OR	11/2/2023	3/1/2025	28567	Certified Nurse Aide FP	N	HE04	10	PERM	1.00	B	\$ 50,676	\$ 48,264	Y	N	0		
HTH 215	OR	9/21/2024	6/1/2025	20969	Certified Nurse Aide FP	N	HE04	10	PERM	1.00	B	\$ 50,676	\$ 50,676	Y	N	0		
HTH 215	OR	7/18/2024	6/1/2025	20976	Certified Nurse Aide FP	N	HE04	10	PERM	1.00	B	\$ 50,676	\$ 50,676	Y	N	0		
HTH 215	OR	10/8/2024	6/1/2025	21014	Certified Nurse Aide FP	N	HE04	10	PERM	1.00	B	\$ 50,676	\$ 50,676	Y	N	0		
HTH 215	OR	10/4/2024	position filled 10/3/24	21027	Kitchen Helper	N	BC02	61	PERM	1.00	B	\$ 24	\$ 24	Y	Y	0		
HTH 215	OR	8/25/2024	position filled 11/22/24	21033	Kitchen Helper	N	BC02	61	PERM	1.00	B	\$ 24	\$ 24	Y	Y	0		
HTH 215	OR	7/29/2024	position filled	21069	Laundry Helper I	N	BC02	01	PERM	1.00	B	\$ 50,640	\$ 50,640	Y	N	0		
HTH 215	OR	4/15/2023	3/1/2025	21093	Secretary II	N	SR14	03	PERM	1.00	B	\$ 47,004	\$ 42,624	Y	N	0		
HTH 215	OR	3/21/2024	6/1/2025	22936	Environ Svcs Wkr II	N	BC02	01	PERM	1.00	B	\$ 50,640	\$ 50,640	Y	N	0		
HTH 215	OR	6/16/2024	6/1/2025	28566	Certified Nurse Aide FP	N	HE04	10	PERM	1.00	B	\$ 50,676	\$ 48,264	Y	N	0		
HTH 215	OR	12/31/2023	3/1/2025	54203	Occup Therapy Asst FP	N	HE10	10	PERM	1.00	B	\$ 69,576	\$ 69,576	Y	Y	0		
HTH 215	OR	1/30/2024	6/1/2025	54389	Office Assistant III	N	SR08	03	PERM	1.00	B	\$ 37,872	\$ 37,872	Y	N	0		
HTH 215	OR	12/4/2023	3/1/2025	55345	Physical Therapist Asst FP	N	HE10	10	PERM	1.00	B	\$ 69,576	\$ 69,576	Y	N	0		
HTH 215	OR	4/1/2024	6/1/2025	56461	Certified Nurse Aide FP	N	HE04	10	PERM	1.00	B	\$ 50,676	\$ 48,264	Y	N	0		
HTH 215	OR	6/23/2023	3/1/2025	57973	Registered Prof Nurse III	N	SR20	09	PERM	1.00	B	\$ 107,244	\$ 112,056	Y	N	0		
HTH 215	OR	10/5/2024	position filled 10/4/2024	59074	Registered Prof Nurse VI	N	SR24	99	TEMP	1.00	B	\$ 127,880	\$ 127,880	Y	Y	0		
HTH 215	OR	6/30/2021	3/1/2025	59075	Registered Prof Nurse VI	N	SR24	09	TEMP	1.00	B	\$ 127,880	\$ 55	Y	N	0		
HTH 215	OR	9/3/2024	position filled	59391	Health Info Mgt Admr	N	SR24	23	PERM	1.00	B	\$ 43	\$ 43	Y	Y	0		
HTH 215	OR	10/4/2024	6/1/2025	59393	Certified Nurse Aide Entry	N	HE02	10	PERM	1.00	B	\$ 48,900	\$ 48,900	Y	N	0		
HTH 215	OR	9/5/2024	position filled 12/16/24	60406	Purchasing Technician I	N	SR11	03	TEMP	1.00	B	\$ 41,808	\$ 41,808	Y	N	0		
HTH 215	OR	9/15/2024	position filled 11/16/24	60407	Activities Coordinator FP	N	HE10	10	TEMP	1.00	B	\$ 69,576	\$ 69,576	Y	N	0		
HTH 215	OR	7/1/2024	6/1/2025	60429	Asst Dir Of Nursing	N	EM03	32	PERM	1.00	B	\$ 155,592	\$ 155,592	Y	N	0		
HTH 215	OR	5/14/2024	position filled /hiring in progress	100908	Student Helper II	Y	II	00	TEMP	0.48	B	\$ 14	\$ 14	Y	N	0		
HTH 215	OR	6/24/2024	position filled /hiring in progress	100909	Student Helper II	Y	II	00	TEMP	0.48	B	\$ 14	\$ 14	Y	N	0		
HTH 215	OR	7/12/2024	6/1/2025	108943	Per Diem Nurse	Y	1	79	TEMP	0.30	B	\$ 58	\$ 58	Y	Y	0		
HTH 215	OR	9/9/2024	position filled	109553	Per Diem Nurse	Y	1	79	TEMP	0.30	B	\$ 58	\$ 58	Y	Y	0		
HTH 215	OR	5/1/2023	3/1/2025	109637	Per Diem Nurse	Y	1	79	TEMP	0.30	B	\$ 58	\$ 54	Y	N	0		
HTH 215	OR	6/4/2021	3/1/2025	109639	Per Diem Nurse	Y	1	79	TEMP	0.30	B	\$ 58	\$ 52	Y	N	0		
HTH 215	OR	6/15/2024	position filled 12/13/24	109724	Student Helper II	Y	II	00	TEMP	0.48	B	\$ 14	\$ 14	Y	N	0		
HTH 215	OR	12/21/2023	3/1/2025	109833	Student Helper II	Y	II	00	TEMP	0.48	B	\$ 14	\$ 12	Y	N	0		
HTH 215	OR	7/1/2024	6/1/2025	109834	Student Helper II	Y	II	00	TEMP	0.48	B	\$ 14	\$ 14	Y	N	0		
HTH 215	OR	10/16/2024	position filled	109848	Student Helper II	Y	II	00	TEMP	0.48	B	\$ 14	\$ 14	Y	N	0		

Positions Filled and/or Established by Acts other than the State Budget as of November 30, 2024

<u>Prog ID</u>	<u>Sub-Org</u>	<u>Date Established</u>	<u>Legal Authority</u>	<u>Position Number</u>	<u>Position Title</u>	<u>Exempt (Y/N)</u>	<u>SR Level</u>	<u>BU Code</u>	<u>T/P</u>	<u>MOF</u>	<u>FTE</u>	<u>Annual Salary</u>	<u>Filled (Y/N)</u>	<u>Occupied by 89 Day Hire (Y/N)</u>
----------------	----------------	-------------------------	------------------------	------------------------	-----------------------	---------------------	-----------------	----------------	------------	------------	------------	----------------------	---------------------	--------------------------------------

N/A

Department of Health - Hawaii Health Systems Corporation  
Overtime Expenditure Summary

Table 13

Prog ID	Sub-Org	Program Title	MOF	FY24 (actual)			FY25 (estimated)			FY26 (budgeted)		
				<u>Base Salary</u>	<u>Overtime</u>	<u>Overtime</u>	<u>Base Salary</u>	<u>Overtime</u>	<u>Overtime</u>	<u>Base Salary</u>	<u>Overtime</u>	<u>Overtime</u>
				\$\$\$\$	\$\$\$\$	Percent	\$\$\$\$	\$\$\$\$	Percent	\$\$\$\$	\$\$\$\$	Percent
HTH210	LA	Hawaii Health Systems Corporation	B	\$ 9,102,003	\$ 47,392	0.5%	\$ 10,093,770	\$ 55,998	0.6%	\$ 9,102,003	\$ 47,392	0.5%
HTH212	LS	Hilo Medical Center	B	\$ 95,211,897	\$ 7,356,477	7.7%	\$ 115,984,683	\$ 9,000,788	7.8%	\$ 106,428,350	\$ 8,188,446	7.7%
HTH212	LS	Hale Ho'ola Hamakua	B	\$ 7,577,004	\$ 1,171,670	15.5%	\$ 8,909,262	\$ 1,358,936	15.3%	\$ 8,609,285	\$ 1,303,345	15.1%
HTH212	LS	Ka'u Hospital	B	\$ 16,828,870	\$ 776,905	4.6%	\$ 20,400,134	\$ 900,708	4.4%	\$ 20,522,811	\$ 899,662	4.4%
HTH212	LS	Kona Community Hospital	B	\$ 43,048,386	\$ 2,884,883	6.7%	\$ 51,628,656	\$ 3,631,440	7.0%	\$ 53,000,000	\$ 3,300,000	6.2%
HTH212	LS	Kohala Hospital	B	\$ 6,917,356	\$ 401,479	5.8%	\$ 8,432,988	\$ 420,960	5.0%	\$ 7,700,000	\$ 380,000	4.9%
HTH212	LS	Kauai Veterans Memorial Hospital	B	\$ 20,730,581	\$ 861,186	4.0%	\$ 22,223,550	\$ 859,638	3.7%	\$ 28,198,570	\$ 965,856	3.3%
HTH212	LS	Samuel Mahelona Memorial Hospital	B	\$ 14,000,318	\$ 1,078,280	7.2%	\$ 14,602,115	\$ 1,265,622	8.0%	\$ 16,765,316	\$ 1,185,899	6.6%
HTH215	OR	Leahi Hospital	B	\$ 11,784,438	\$ 976,242	8.3%	\$ 14,774,850	\$ 734,854	5.0%	\$ 15,241,668	\$ 600,000	3.9%
HTH215	OR	Maluhia	B	\$ 8,783,033	\$ 646,237	7.4%	\$ 11,336,503	\$ 627,747	5.5%	\$ 12,242,492	\$ 600,000	4.9%

Department of Health - Hawaii Health Systems Corporation  
Active Contracts as of December 1, 2024

Prog ID	MOF	Amount	Frequency (M/A/O)	Max Value	Outstanding Balance	Term of Contract			Entity	Contract Description	Explanation of How Contract is Monitored	POS Y/N	Category E/L/P/C/G/S/*
						Date Executed	From	To					
HTH212	B	\$ 31,354	M	\$ 100,607	\$ 69,253	01/01/2019	01/01/2019	12/31/2025	McKesson Corporation / Omnicell	Replacement of Pharmacy Robot Rx; Carousel service agreement	Technical Rep Approves Performance and invoices	Y	S
HTH212	B	\$ 159,550	M	\$ 2,034,017	\$ 1,874,467	7/25/2017	02/24/2016	12/31/2025	Tegria Services Group FKA Navin, Haffty & Associates, LLC	Master Service Agreement for Meditech EMR Consulting Services	Technical Rep Approves Performance and invoices	Y	G
HTH210	B	\$ 503,590	M	\$ 1,853,387	\$ 1,349,797	3/29/2018	12/28/2017	12/31/2025	Stryker Sales	Procure Service Agreement	Technical Rep Approves Performance and invoices	Y	S
HTH210	B	\$ 1,854	M	\$ 2,800	\$ 946	03/13/2018	03/13/2018	12/31/2025	Imprivata, Inc.	Imprivata, Inc. - BAA and Cortex AD Migration SOW	Technical Rep Approves Performance and invoices	Y	S
HTH210	B	\$ 63,305	M	\$ 305,000	\$ 241,695	01/01/2016	01/01/2016	12/31/2025	Kurohara, Kevin M.D.	SNF Long Term Care - Kurohara	Technical Rep Approves Performance and invoices	Y	G
HTH212	B	\$ 22,254	M	\$ 255,000	\$ 232,746	01/01/2016	01/01/2016	12/31/2025	Belcher, Daniel M.D.	SNF Long Term Care - Belcher	Technical Rep Approves Performance and invoices	Y	S
HTH212	B	\$ 19,758	M	\$ 265,000	\$ 245,242	02/14/2016	02/14/2016	12/31/2025	Dolan M.D., Lynda M.	SNF Long Term Care - Dolan	Technical Rep Approves Performance and invoices	Y	S
HTH212	B	\$ 37,964	M	\$ 295,000	\$ 257,036	01/01/2016	01/01/2016	12/31/2025	Shikuma, Craig M.D.	SNF Long Term Care - Shikuma	Technical Rep Approves Performance and invoices	Y	S
HTH212	B	\$ 993,474	M	\$ 1,335,000	\$ 341,526	05/01/2021	05/01/2021	12/31/2025	HMC Ambulatory Pharmacy Implementation and Staffing	Provide implementation and staffing services for the HMC Ambulatory Pharmacy	Technical Rep Approves Performance and invoices	Y	S
HTH212	B	\$ 119,167	M	\$ 120,000	\$ 833	01/01/2021	01/01/2021	12/31/2025	Samuel Huang MD Temporary Employment Agreement	Temporary Employment Agreement	Technical Rep Approves Performance and invoices	Y	S
HTH212	B	\$ 210,000	M	\$ 400,000	\$ 190,000	01/01/2022	01/01/2022	12/31/2025	Clean Harbors	Hazardous Waste Removal Services	Technical Rep Approves Performance and invoices	Y	S
HTH212	B	\$ 575,315	M	\$ 578,701	\$ 3,386	01/01/2023	01/01/2023	12/31/2025	MGA Kau Hospital Clinic Expansion Design Services	Design services for expansion of the clinic space, and movement of the lab and business office.	Technical Rep Approves Performance and invoices	Y	C
HTH212	B	\$ 9,180	M	\$ 14,050	\$ 4,870	01/01/2023	01/01/2023	12/31/2025	Pacific Test and Balance, LLC	Air volume/exchange testing in nine (9) rooms at KVMH and three (3) rooms at SMMH.	Technical Rep Approves Performance and invoices	Y	C
HTH212	B	\$ 267,348	M	\$ 714,449	\$ 447,101	04/01/2023	04/01/2023	12/31/2025	Fleming and Associates West Wing Administrative Building Replacement Design Services	Design services for the replacement of the West Wing Administrative Building	Technical Rep Approves Performance and invoices	Y	C
HTH212	B	\$ 5,000	M	\$ 5,000	\$ -	02/01/2023	02/01/2023	12/31/2025	Centor Pharmacy Bottle Purchase Commitment	Purchase of bottles for new Pharmacy.	Technical Rep Approves Performance and invoices	Y	S
HTH212	B	\$ 102,402	M	\$ 224,392	\$ 121,990	01/17/2023	01/17/2023	12/31/2025	DrFirst.com Inc. Master Service Agreement e-Prescribing	Service	Technical Rep Approves Performance and invoices	Y	S
HTH212	B	\$ 87,707	M	\$ 108,332	\$ 20,625	03/01/2023	03/01/2023	12/31/2025	Douglas Rose MD Quality Management Committee Chair and Chief of Staff	Quality Management Chair and Chief of Staff duties.	Technical Rep Approves Performance and invoices	Y	S
HTH212	B	\$ 34,649	M	\$ 34,649	\$ -	01/01/2024	01/01/2024	12/31/2025	Cardone Record Services, Inc	Med Records Services & MrView Licensing	Technical Rep Approves Performance and invoices	Y	S
HTH212	B	\$ 30,000	M	\$ 38,729	\$ 8,729	07/01/2024	07/01/2024	12/31/2025	InTouch Technologies	Telemedicine Robot for KCH	Technical Rep Approves Performance and invoices	Y	S
HTH212	B	\$ 38,000	M	\$ 150,000	\$ 112,000	01/01/2025	01/01/2025	12/31/2025	Boston Scientific	Intracapt Pricing Agreement	Technical Rep Approves Performance and invoices	Y	G
HTH212	B	\$ 600,000	M	\$ 600,000	\$ -	01/01/2025	01/01/2025	12/31/2025	ROI Healthcare Solution	Infir Implementation Services	Technical Rep Approves Performance and invoices	Y	S
HTH212	B	\$ 131,070	M	\$ 1,063,556	\$ 932,487	04/01/2019	04/01/2019	12/31/2026	Press Ganey Associates, Inc.	Press Ganey Patient Satisfaction Survey 3-year Agreement	Technical Rep Approves Performance and invoices	Y	S
HTH212	B	\$ 113,550	M	\$ 177,975	\$ 64,425	01/01/2022	01/01/2022	12/31/2026	Press Ganey Associates, LLC	Patient Survey & Press Ganey PSO Patient Safety Organization Participation and Confidentiality Agreement	Technical Rep Approves Performance and invoices	Y	S

Department of Health - Hawaii Health Systems Corporation  
Active Contracts as of December 1, 2024

Table 14

Prog ID	MOF	Amount	Frequency (M/A/O)	Max Value	Outstanding Balance	Date Executed	From	To	Entity	Contract Description	Explanation of How Contract is Monitored	POS Y/N	Category E/L/P/C/G/S/*
HTH212	B	\$ 256,255	M	\$ 350,531	\$ 94,276	07/15/2022	07/15/2022		Covidien LP	New Ventilators & Preventative Maintenance	Technical Rep Approves Performance and invoices	Y	S
HTH212	B	\$ 281,945	M	\$ 350,727	\$ 68,783	08/22/2022	08/22/2022	12/31/2026	Touchpoint	Workstation on Wheels	Technical Rep Approves Performance and invoices	Y	S
HTH212	B	\$ -	M	\$ -	\$ -	08/04/2022	08/04/2022	12/31/2027	The American College of Cardiology Foundation	National Cardiovascular data registry participant master agreement	Technical Rep Approves Performance and invoices	Y	S
HTH212	B	\$ 162,490	M	\$ 270,816	\$ 108,326	12/01/2022	12/01/2022	12/31/2027	East Hawaii Health Pharmacy	Lease	Technical Rep Approves Performance and invoices	Y	S
HTH212	B	\$ 4,419,138	M	\$ 9,198,877	\$ 4,779,739	01/01/2024	01/01/2024	12/31/2027	Hawaii Emergency Physicians Associated	Emergency Department Physician Services	Technical Rep Approves Performance and invoices	Y	S
HTH212	B	\$ 910,000	M	\$ 970,000	\$ 60,000	01/01/2025	01/01/2025	12/31/2027	Godbey Asset Management, Inc dba The Godbey Group	Payer Contract Review	Technical Rep Approves Performance and invoices	Y	S
HTH215	B	\$ 99,071	O	\$ 150,000	\$ 50,929	5/1/2017	5/1/2017	4/30/2025	Aloha Pacific Mobile Imaging	X-ray and ultrasound services	Tech Rep of Facility Admin Approves Performance and inv	Y	S
HTH215	B	\$ 178,104	M	\$ 300,000	\$ 121,896	4/8/2024	5/1/2024	4/30/2025	American Guard	Security Services for Leahi and Maluhia	Tech Rep of Facility Admin Approves Performance and inv	Y	S
HTH215	B	\$ 63,248	O	\$ 500,000	\$ 436,752	4/23/2024	4/23/2024	4/30/2026	Express Employment Professionals	Temporary Employment agency	Tech Rep of Facility Admin Approves Performance and inv	Y	S
HTH215	B	\$ 15,368	O	\$ 25,000	\$ 9,632	4/24/2020	5/1/2020	4/30/2025	Francis Pien, MD	Infectious Disease Physician Services	Tech Rep of Facility Admin Approves Performance and inv	Y	S
HTH215	B	\$ 16,809	M	\$ 80,000	\$ 63,191	3/1/2024	3/1/2024	2/28/2027	Heide and Cook	Elevator Maintenance-Atherton, Sinclair, Admin	Tech Rep of Facility Admin Approves Performance and inv	Y	S
HTH215	B	\$ 16,040	M	\$ 50,000	\$ 33,960	3/4/2024	3/4/2024	2/28/2026	Heide and Cook	Elevator Maintenance-Young Building	Tech Rep of Facility Admin Approves Performance and inv	Y	S
HTH215	B	\$ 840,277	M	\$ 1,092,784	\$ 252,507	5/6/2020	6/1/2020	5/31/2025	Honolulu Disposal	Refuse Services	Tech Rep of Facility Admin Approves Performance and inv	Y	S
HTH215	B	\$ 35,953	O	\$ 39,600	\$ 3,647	2/1/2023	2/1/2023	1/31/2025	Johnson Controls Fire Protection LP	Maluhia Patient Wandering System Maintenance	Tech Rep of Facility Admin Approves Performance and inv	Y	S
HTH215	B	\$ 7,087	O	\$ 40,000	\$ 32,913	5/2/2022	5/2/2022	4/30/2025	Kaha'i Services LLC	Speech services (on-call)	Tech Rep of Facility Admin Approves Performance and inv	Y	S
HTH215	B	\$ 512	O	\$ 4,000	\$ 3,488	8/12/2022	8/16/2022	8/31/2025	Ken Koseki (Hawaii Therapy Network)	Speech Services (on-call)	Tech Rep of Facility Admin Approves Performance and inv	Y	S
HTH215	B	\$ 720	O	\$ 50,000	\$ 49,280	2/8/2019	2/8/2023	2/7/2025	Lorna E. Takaki RHIA	Medical Records Consultant	Tech Rep of Facility Admin Approves Performance and inv	Y	S
HTH215	B	\$ 541	A	\$ 541	\$ -	8/16/2024	9/1/2024	8/31/2025	Med-PASS Heaton P&P Manual License	Electronic Training Course services	Tech Rep of Facility Admin Approves Performance and inv	Y	S
HTH215	B	\$ 155,203	O	\$ 250,000	\$ 94,797	3/25/2021	4/1/2016	4/30/2025	Ota & Hara, LLLC	Labor, employment, investigation services	Tech Rep of Facility Admin Approves Performance and inv	Y	C
HTH215	B	\$ 1,027,829	M	\$ 1,300,000	\$ 272,171	3/16/2017	3/16/2017	3/31/2025	PointClickCare Technologies, Inc.	Electronic health record system for Maluhia and Leahi	Tech Rep of Facility Admin Approves Performance and inv	Y	G
HTH215	B	\$ 3,120	O	\$ 45,000	\$ 41,880	6/29/2022	6/29/2022	6/30/2025	PTWorks (PT/OT Services - Suzie Neufeldt)	PT and OT services	Tech Rep of Facility Admin Approves Performance and inv	Y	S
HTH215	B	\$ 32,565	O	\$ 45,000	\$ 12,435	9/1/2022	9/1/2022	8/31/2025	PTWorks (Speech Path Services - Suzie Neufeldt)	Speech services (on-call)	Tech Rep of Facility Admin Approves Performance and inv	Y	S
HTH215	B	\$ 14,736	M	\$ 15,969	\$ 1,233	3/4/2024	3/4/2024	3/3/2025	Relias LLC	Electronic Training Course services	Tech Rep of Facility Admin Approves Performance and inv	Y	G
HTH215	B	\$ 15,643	O	\$ 20,000	\$ 4,357	3/18/2018	3/18/2018	3/31/2025	Russell Imanaka, DDS	Dental Services	Tech Rep of Facility Admin Approves Performance and inv	Y	S
HTH215	B	\$ 5,593	O	\$ 150,000	\$ 144,407	4/30/2021	4/30/2021	12/31/2024	Samuel K.L. Suen	Guardianship and Conservatorship legal services	Tech Rep of Facility Admin Approves Performance and inv	Y	C
HTH215	B	\$ 49,916	O	\$ 225,000	\$ 175,084	9/18/2020	9/18/2020	12/31/2024	SH Consulting	Consultant Agreement	Tech Rep of Facility Admin Approves Performance and inv	Y	S
HTH215	B	\$ 13,159	O	\$ 49,000	\$ 35,841	10/6/2024	10/6/2024	12/31/2025	SH Consulting	Prepare Medicare/Medicaid cost reports	Tech Rep of Facility Admin Approves Performance and inv	Y	S
HTH215	B	\$ 44,916	O	\$ 100,000	\$ 55,084	3/20/2023	4/1/2020	3/31/2025	Star Credentialing	Credentialing services	Tech Rep of Facility Admin Approves Performance and inv	Y	S
HTH215	B	\$ 587,725	M	\$ 625,000	\$ 37,275	6/15/2020	12/28/2020	12/31/2024	United Laundry	Laundry	Tech Rep of Facility Admin Approves Performance and inv	Y	S
HTH215	B	\$ 13,078	M	\$ 75,000	\$ 61,922	12/14/2023	1/21/2024	1/21/2029	Xerox Corporation	Copier lease Young, HR, Dietary, Admin, Nursing at Leahi	Tech Rep of Facility Admin Approves Performance and inv	Y	E
HTH215	B	\$ 5,727	M	\$ 9,000	\$ 3,273	8/27/2024	10/28/2024	10/28/2029	Xerox Corporation	Copier Maintenance-Y3, Y4, Y5	Tech Rep of Facility Admin Approves Performance and inv	Y	E
HTH215	B	\$ 10,250	M	\$ 48,000	\$ 37,750	10/31/2023	10/31/2023	10/30/2028	Xerox Corporation	Lease of copiers at Maluhia (Bus, Nurs, ADH)	Tech Rep of Facility Admin Approves Performance and inv	Y	E

Department of Health - Hawaii Health Systems Corporation  
Capital Improvements Program (CIP) Requests

Table 15

<u>Prog ID</u>	<u>Prog ID</u> <u>Priority</u>	<u>Dept- Wide</u> <u>Priority</u>	<u>Senate</u> <u>District</u>	<u>Rep.</u> <u>District</u>	<u>Project Title</u>	<u>MOF</u>	<u>FY26 \$\$\$</u>	<u>FY27 \$\$\$</u>
HTH 212			3	5	Kau Hospital, Keaau Outpatient Center, Hawaii	C	\$ 12,500,000	\$ 12,500,000
HTH 212			3	6	Kona Community Hospital, Emergency Department, Hawaii	C	\$ 1,339,000	\$ 11,909,000
HTH 212					Lump Sum, Kauai Region, Kauai	C	\$ 20,000,000	\$ 12,500,000
HTH 212					Lump Sum, Hawaii Region, Hawaii	C	\$ 5,500,000	\$ 4,300,000
HTH 215					Lump Sum, Oahu Region, Oahu	C	\$ 5,600,000	\$ 5,110,000
HTH 211			23	47	Lump Sum, Kahuku Medical Center, Oahu	C	\$ 5,800,000	\$ 5,000,000
HTH 214					Lump Sum, Maui Health System, Facilities Repair, Renovations and Upgrades, Maui and Lanai	C	\$ 6,000,000	\$ 6,000,000

Department of Health - Hawaii Health Systems Corporation  
CIP Lapses

Table 16

<u>Prog ID</u>	<u>Act/Year of Appropriation</u>	<u>Project Title</u>	<u>MOF</u>	<u>Lapse Amount</u> <u>\$\$\$\$</u>	<u>Reason</u>
		None			



Department of Health - Hawaii Health Systems Corporation  
Program ID Sub-Organizations

Table 17

<u>Program ID</u>	<u>Sub-Org Code</u>	<u>Name</u>	<u>Objective</u>
		N/A	

Department of Health - Hawaii Health Systems Corporation  
 Organization Chart and Changes

Table 18

<u>Year of Change</u> FY26/FY27	<u>Description of Change</u>
	<a href="#">HHSC Org Charts 12-31-24.pdf</a>

Department of Health - Hawaii Health Systems Corporation  
Administration Package Bills

Table 19

<u>Prog ID</u>	<u>Fiscal Impact</u>	<u>Amount Requested</u>	<u>FTE Requested</u>	<u>Budget for Personnel</u>	<u>Budget for OCE (Other Than Contracts)</u>	<u>Budget for Contracts</u>	<u>Dates of Initiative</u>		<u>Initiative Description</u>	<u>Is This A New Initiative Or An Enhancement To An Existing Initiative/Program</u>	<u>Plan for continuation of initiative (if applicable)</u>
							<u>From</u>	<u>To</u>			
									HHSC does not have any Admin bills. However, HHSC will be supportive of DOH's HTH-30, which will again seek to repeal the transition of the HHSC Oahu Region to DOH. The transition deadline is currently December 2025, and therefore does need to be statutorily repealed.		

Department of Health - Hawaii Health Systems Corporation  
 Previous Specific Appropriation Bills

Table 20

Prog ID	Appropriating Act	Amount Allotted	FTE Allotted	Budget for Personnel	Budget for OCE (Other Than Contracts)	Budget for Contracts	Dates of Initiative		Initiative Description	Is This A New Initiative Or An Enhancement To An Existing Initiative/Program	Plan for continuation of initiative (if applicable)
							From	To			
	Act 212, SLH 2021 and Act 150, SLH 2022	\$ 200,000							ACT 212 (SB628), SLH 2021 was passed to plan and transition the Oahu Region of HHSC into DOH. \$200,000 was allocated in the measure to develop a comprehensive business plan for that transition. By December 2021, DOH submitted a report with transition estimates of approximately \$10.3M and annual transition cost impact to DOH of approximately \$5M. This was deemed untenable by DOH. Legislators did not agree and extended the transition date to 2025. in Act 150, SLH 2022. DOH and HHSC Oahu Region have thus far unsuccessfully sought to repeal the law, but have nevertheless moved forward in effectuating partnerships between DOH and HHSC and other entities.		HHSC Oahu Region and DOH have not implemented the transition. Instead, there are partnerships on the Leahi campus between DOH and HHSC, as well as between Queen's Health System, the City and County of Honolulu, and HHSC Oahu Region. DOH will again pursue an admin bill to repeal the transition, with HHSC's support.

Department of Health - Hawaii Health Systems Corporation  
 Positions that are being paid higher than the salaries authorized as of November 30, 2024

Table 21

<u>Prog ID</u>	<u>Sub-Org</u>	<u>Position Number</u>	<u>Position Title</u>	<u>Exempt (Y/N)</u>	<u>SR Level</u>	<u>BU Code</u>	<u>T/P</u>	<u>MOF</u>	<u>FTE</u>	<u>Budgeted Amount</u>	<u>Actual Salary Last Paid</u>	<u>Occupied by 89-Day Hire (Y/N)</u>	<u>Legal Authority for Salary Increase</u>	<u>Source of Funding (cost element and ProgID)</u>	<u>Date of Approval</u>	<u>Person who approved salary increase</u>
N/A																

Department of Health - Hawaii Health Systems Corporation  
 Positions that are authorized to telework as of November 30, 2024

Table 22

Prog ID	Sub-Org	Position Number	Position Title	Exempt (Y/N)	SR Level	BU Code	T/P	MOF	FTE	Budgeted Amount	Actual Salary Last Paid	Occupied by 89- Day Hire (Y/N)	Telework Designation (full time or hybrid)	Number of Telework Days a Week	Reason for Telework	Process to Evaluate Job Performance
HTH210	LA	56063	SENIOR CONTRACTS MANAGER	N	EM05	35	P	B	1	\$ 140,385	\$ 5,849	N	FULL TIME	5 days/week	See Note 1	PAS
HTH210	LA	103492	DIR OF MATERIALS MGT	Y		00	P	B	1	\$ 144,785	\$ 6,033	N	HYBRID	2-4 days/week	See Note 1	PAS
HTH210	LA	109763	DIR OF CONTRACTS MGT	Y		00	P	B	1	\$ 175,032	\$ 7,293	N	HYBRID	2-4 days/week	See Note 1	PAS
HTH210	LA	103484	VP & CHIEF INFO OFFCR	Y		00	P	B	1	\$ 280,000	\$ 11,667	N	HYBRID	2-4 days/week	See Note 1	PAS
HTH210	LA	109705	PRIVATE SECRETARY	Y		00	P	B	1	\$ 61,573	\$ 2,566	N	FULL TIME	5 days/week	See Note 1	PAS
HTH210	LA	55598	INFO TECHNOLOGY SPCLT III	N	SR20	13	P	B	1	\$ 74,124	\$ 3,089	N	HYBRID	2-4 days/week	See Note 1	PAS
HTH210	LA	56916	INFO TECHNOLOGY SPCLT IV	N	SR22	13	P	B	1	\$ 74,124	\$ 3,089	N	HYBRID	2-4 days/week	See Note 1	PAS
HTH210	LA	57287	INFO TECHNOLOGY SPCLT IV	N	SR22	13	P	B	1	\$ 83,388	\$ 3,475	N	HYBRID	2-4 days/week	See Note 1	PAS
HTH210	LA	57292	INFO TECHNOLOGY SPCLT IV	N	SR22	13	P	B	1	\$ 71,280	\$ 2,970	N	HYBRID	2-4 days/week	See Note 1	PAS
HTH210	LA	53494	INFO TECHNOLOGY SPCLT V	N	SR24	13	P	B	1	\$ 80,184	\$ 3,341	N	HYBRID	2-4 days/week	See Note 1	PAS
HTH210	LA	53527	INFO TECHNOLOGY SPCLT V	N	SR24	13	P	B	1	\$ 90,204	\$ 3,759	N	HYBRID	2-4 days/week	See Note 1	PAS
HTH210	LA	57290	INFO TECHNOLOGY SPCLT V	N	SR24	13	P	B	1	\$ 80,184	\$ 3,341	N	FULL TIME	5 days/week	See Note 1	PAS
HTH210	LA	57822	INFO TECHNOLOGY SPCLT V	N	SR24	13	P	B	1	\$ 77,100	\$ 3,213	N	HYBRID	2-4 days/week	See Note 1	PAS
HTH210	LA	57823	INFO TECHNOLOGY SPCLT V	N	SR24	13	P	B	1	\$ 93,840	\$ 3,910	N	HYBRID	2-4 days/week	See Note 1	PAS
HTH210	LA	57866	INFO TECHNOLOGY SPCLT V	N	SR24	13	P	B	1	\$ 77,100	\$ 3,213	N	HYBRID	2-4 days/week	See Note 1	PAS
HTH210	LA	48775	INFO TECHNOLOGY SPCLT VI	N	SR26	23	P	B	1	\$ 101,460	\$ 4,228	N	HYBRID	2-4 days/week	See Note 1	PAS
HTH210	LA	53629	INFO TECHNOLOGY SPCLT VI	N	SR26	23	P	B	1	\$ 101,460	\$ 4,228	N	HYBRID	2-4 days/week	See Note 1	PAS
HTH210	LA	56915	INFO TECHNOLOGY SPCLT VI	N	SR26	23	P	B	1	\$ 101,460	\$ 4,228	N	HYBRID	2-4 days/week	See Note 1	PAS
HTH210	LA	57291	INFO TECHNOLOGY SPCLT VI	N	SR26	23	P	B	1	\$ 101,460	\$ 4,228	N	HYBRID	2-4 days/week	See Note 1	PAS
HTH210	LA	103497	DIR OF TECHNICAL SVC	Y		00	P	B	1	\$ 213,363	\$ 8,890	N	HYBRID	2-4 days/week	See Note 1	PAS
HTH210	LA	54539	INFO TECHNOLOGY SPCLT V	N	SR24	13	P	B	1	\$ 97,560	\$ 4,065	N	HYBRID	2-4 days/week	See Note 1	PAS
HTH210	LA	57861	INFO TECHNOLOGY SPCLT V	N	SR24	13	P	B	1	\$ 93,840	\$ 3,910	N	HYBRID	2-4 days/week	See Note 1	PAS
HTH210	LA	53410	INFO TECHNOLOGY SPCLT VI	N	SR26	23	P	B	1	\$ 101,460	\$ 4,228	N	HYBRID	2-4 days/week	See Note 1	PAS
HTH210	LA	109428	SR IT PROJECT MGR	Y		00	T	B	1	\$ 131,115	\$ 5,463	N	HYBRID	2-4 days/week	See Note 1	PAS
HTH210	LA	56607	INFO TECHNOLOGY SPCLT III	N	SR20	13	P	B	1	\$ 60,912	\$ 2,538	N	HYBRID	2-4 days/week	See Note 1	PAS
HTH210	LA	56610	INFO TECHNOLOGY SPCLT III	N	SR20	13	P	B	1	\$ 60,912	\$ 2,538	N	HYBRID	2-4 days/week	See Note 1	PAS
HTH210	LA	56911	INFO TECHNOLOGY SPCLT III	N	SR20	13	P	B	1	\$ 58,560	\$ 2,440	N	HYBRID	2-4 days/week	See Note 1	PAS
HTH210	LA	57283	INFO TECHNOLOGY SPCLT III	N	SR20	13	P	B	1	\$ 63,384	\$ 2,641	N	HYBRID	2-4 days/week	See Note 1	PAS
HTH210	LA	57868	INFO TECHNOLOGY SPCLT III	N	SR20	13	P	B	1	\$ 58,560	\$ 2,440	N	HYBRID	2-4 days/week	See Note 1	PAS
HTH210	LA	57869	INFO TECHNOLOGY SPCLT III	N	SR20	13	P	B	1	\$ 60,912	\$ 2,538	N	HYBRID	2-4 days/week	See Note 1	PAS
HTH210	LA	58356	INFO TECHNOLOGY SPCLT III	N	SR20	13	P	B	1	\$ 58,560	\$ 2,440	N	HYBRID	2-4 days/week	See Note 1	PAS
HTH210	LA	57870	INFO TECHNOLOGY SPCLT V	N	SR24	23	P	B	1	\$ 74,124	\$ 3,089	N	HYBRID	2-4 days/week	See Note 1	PAS
HTH210	LA	56920	INFO TECHNOLOGY SPCLT V	N	SR24	13	P	B	1	\$ 97,560	\$ 4,065	N	HYBRID	2-4 days/week	See Note 1	PAS
HTH210	LA	109717	DIR OF IT SECURITY	Y		00	P	B	1	\$ 152,967	\$ 6,374	N	HYBRID	2-4 days/week	See Note 1	PAS
HTH210	LA	58364	ACCOUNTANT II	N	SR18	73	T	B	0.4	\$ 21,649	\$ 945	Y	HYBRID	2-4 days/week	See Note 1	PAS
HTH210	LA	36068	ADMINISTRATIVE SVCS OFFR II	N	EM03	35	P	B	1	\$ 112,190	\$ 4,675	N	HYBRID	2-4 days/week	See Note 1	PAS
HTH210	LA	103483	VP & CHIEF FINANCIAL OFFCR	Y		00	P	B	1	\$ 280,000	\$ 11,667	N	HYBRID	2-4 days/week	See Note 1	PAS
HTH210	LA	109552	MAUI TRANS OPTNS DIR	Y		00	T	B	1	\$ 147,429	\$ 6,143	N	HYBRID	2-4 days/week	See Note 1	PAS
HTH210	LA	109412	OFFICE MGR & EXEC ASST	Y		00	P	B	1	\$ 61,000	\$ 2,542	N	HYBRID	2-4 days/week	See Note 1	PAS
HTH210	LA	57824	INFO TECHNOLOGY SPCLT V	N	SR24	13	P	B	1	\$ 97,560	\$ 4,065	N	HYBRID	2-4 days/week	See Note 1	PAS
HTH210	LA	57273	REVENUE CYCLE ANALYST V	N	SR24	13	P	B	1	\$ 93,840	\$ 3,910	N	HYBRID	2-4 days/week	See Note 1	PAS
HTH210	LA	108517	DIR OF REVENUE CYCLE	Y		00	P	B	1	\$ 170,335	\$ 7,097	N	HYBRID	2-4 days/week	See Note 1	PAS
HTH210	LA	55692	SENIOR REIMBURSEMENT ANALYST	N	SR26	13	P	B	1	\$ 101,460	\$ 4,228	N	HYBRID	2-4 days/week	See Note 1	PAS
HTH210	LA	55693	SENIOR REIMBURSEMENT ANALYST	N	SR26	13	P	B	1	\$ 101,460	\$ 4,228	N	HYBRID	2-4 days/week	See Note 1	PAS
HTH210	LA	55885	INFORMATION TECHNOLOGY MGR II	N	EM05	35	P	B	1	\$ 123,425	\$ 5,143	N	HYBRID	2-4 days/week	See Note 1	PAS
HTH210	LA	103496	DIR OF REVENUE MGT	Y		00	P	B	1	\$ 170,335	\$ 7,097	N	HYBRID	2-4 days/week	See Note 1	PAS
HTH210	LA	103482	PRESIDENT & CHIEF EXEC OFFCR	Y		00	P	B	1	\$ 410,000	\$ 17,083	N	HYBRID	2-4 days/week	See Note 1	PAS
HTH210	LA	109720	DIR OF GOVT REL & COM AFFAIRS	Y		00	P	B	1	\$ 136,578	\$ 5,691	N	HYBRID	2-4 days/week	See Note 1	PAS
HTH210	LA	55350	HUMAN RESOURCES SPECIALIST IV	N	SR22	73	P	B	1	\$ 68,556	\$ 2,857	N	HYBRID	2-4 days/week	See Note 1	PAS
HTH210	LA	30955	HUMAN RESOURCES SPECIALIST V	N	SR24	73	P	B	1	\$ 86,712	\$ 3,613	N	HYBRID	2-4 days/week	See Note 1	PAS
HTH210	LA	57873	HUMAN RESOURCES MANAGER	N	EM05	35	P	B	1	\$ 220,646	\$ 212	Y	HYBRID	2-4 days/week	See Note 1	PAS
HTH210	LA	57878	HUMAN RESOURCES ADMR	N	EM08	35	P	B	1	\$ 144,933	\$ 6,039	N	HYBRID	2-4 days/week	See Note 1	PAS
HTH210	LA	57879	HUMAN RESOURCES MANAGER	N	EM05	35	P	B	1	\$ 126,027	\$ 5,251	N	HYBRID	2-4 days/week	See Note 1	PAS
HTH210	LA	109612	DEPUTY HR DIRECTOR	Y		00	P	B	1	\$ 170,335	\$ 7,097	N	HYBRID	2-4 days/week	See Note 1	PAS
HTH210	LA	103493	VP & CHIEF HR OFFCR	Y		00	P	B	1	\$ 280,000	\$ 11,667	N	HYBRID	2-4 days/week	See Note 1	PAS
HTH210	LA	109613	HRIS ADMR	Y		00	P	B	1	\$ 153,816	\$ 6,409	N	HYBRID	2-4 days/week	See Note 1	PAS
HTH210	LA	109659	CORP COMPLIANCE & PRIVACY OFR	Y		00	P	B	1	\$ 144,785	\$ 6,033	N	HYBRID	2-4 days/week	See Note 1	PAS
HTH210	LA	109219	DEPUTY GENERAL COUNSEL	Y		00	P	B	1	\$ 217,178	\$ 9,049	N	HYBRID	2-4 days/week	See Note 1	PAS
HTH210	LA	109454	DIR OF RISK MANAGEMENT	Y		00	P	B	1	\$ 144,785	\$ 6,033	N	HYBRID	2-4 days/week	See Note 1	PAS
HTH210	LA	109414	PRIVATE SECRETARY	Y		00	P	B	1	\$ 67,611	\$ 2,817	N	HYBRID	2-4 days/week	See Note 1	PAS
HTH210	LA	55724	CONTRACTS MANAGER II	N	SR26	13	P	B	1	\$ 101,460	\$ 4,228	N	HYBRID	2-4 days/week	See Note 1	PAS
HTH210	LA	58368	PATIENT FIN SVCS MGR I	N	SR24	23	P	B	1	\$ 71,280	\$ 2,970	N	HYBRID	2-4 days/week	See Note 1	PAS
HTH210	LA	109828	PARALEGAL	Y		00	P	B	1	\$ 72,800	\$ 3,033	N	HYBRID	2-4 days/week	See Note 1	PAS
HTH210	LA	57286	INFO TECHNOLOGY SPCLT I	N	SR16	13	P	B	1	\$ 48,132	\$ 2,006	N	HYBRID	2-4 days/week	See Note 1	PAS
HTH210	LA	109855	DIR OF FINANCE/CORP CONTROLLER	Y		00	P	B	1	\$ 190,000	\$ 7,917	N	FULL TIME	5 days/week	See Note 1	PAS
HTH210	LA	58369	ACCOUNTANT V	N	SR24	73	P	B	1	\$ 74,124	\$ 3,089	N	HYBRID	2-4 days/week	See Note 1	PAS
HTH210	LA	109837	EXECUTIVE ASST TO THE PCEO	Y		00	P	B	1	\$ 83,500	\$ 3,479	N	HYBRID	2-4 days/week	See Note 1	PAS
HTH210	LA	109830	LABOR RELATIONS & SPECIAL PROJECTS MGR	Y		00	P	B	1	\$ 105,000	\$ 3,667	N	HYBRID	2-4 days/week	See Note 1	PAS

Department of Health - Hawaii Health Systems Corporation  
 Positions that are authorized to telework as of November 30, 2024

Table 22

Prog ID	Sub-Org	Position Number	Position Title	Exempt (Y/N)	SR Level	BU Code	T/P	MOF	FTE	Budgeted Amount	Actual Salary Last Paid	Occupied by 89- Day Hire (Y/N)	Telework Designation (full time or hybrid)	Number of Telework Days a Week	Reason for Telework	Process to Evaluate Job Performance
HTH210	LA	109851	HRIS GENERALIST	Y		00	P	B	1	\$ 70,000	\$ 2,917	N	HYBRID	2-4 days/week	See Note 1	PAS
HTH210	LA	109676	CORP COMPLIANCE COORD	Y		00	P	B	1	\$ 75,920	\$ 3,163	N	HYBRID	2-4 days/week	See Note 1	PAS
HTH210	LA	109520	VP & GENERAL COUNSEL	Y		00	P	B	1	\$ 262,000	\$ 10,917	N	HYBRID	2-4 days/week	See Note 1	PAS
HTH212	LS	57661	ACCOUNTANT IV/BUSINESS OFFICE MANAGER	N	SR22	13	P	B	1	\$ 83,388	\$ 3,475	N	FULL TIME	5 days/week	No available space on site and is now securing permanent space off site	PAS
HTH212	LS	20164	PATIENT ACCT. REP IV/BILLER	N	SR17	03	P	B	1	\$ 56,676	\$ 2,362	N	FULL TIME	5 days/week	No available space on site and is now securing permanent space off site	PAS
HTH212	LS	58797	PATIENT ACCT REP II	N	SR13	03	P	B	1	\$ 46,608	\$ 1,942	N	FULL TIME	5 days/week	No available space on site and is now securing permanent space off site	PAS
HTH212	LS	58636	ACCOUNT CLERK II	N	SR08	03	P	B	1	\$ 36,072	\$ 1,503	N	FULL TIME	5 days/week	No available space on site and is now securing permanent space off site	PAS
HTH212	LS	109777	ASST HOSP ADMINISTRATOR - LTC	Y	MGMT	0	P	B	1	\$ 124,373	\$ 5,182	N	HYBRID	0-5 days/week	Provide management and administrative support to the hospital on and off hours - Intermittent as needed	PAS
HTH212	LS	108563	ASST HOSP ADMINISTRATOR - LTC	Y	MGMT	0	P	B	1	\$ 175,100	\$ 7,296	N	HYBRID	0-5 days/week	Provide management and administrative support to the hospital on and off hours - Intermittent as needed	PAS
HTH212	LS	57944	Info Technology Spclt V	N	SR24	13	P	B	1	\$ 80,184	\$ 3,341	N	HYBRID	0-1 days/week	Provide continuous IT support on and off hours - Intermittent as needed	PAS
HTH212	LS	58420	Info Technology Spclt IV	N	SR22	13	P	B	1	\$ 65,916	\$ 2,747	N	FULL TIME	5 days/week	Provide continuous IT support on and off hours - Remote Worker	PAS
HTH212	LS	59832	Info Technology Spclt IV	N	SR22	13	P	B	1	\$ 77,100	\$ 3,213	N	HYBRID	0-1 days/week	Provide continuous IT support on and off hours - Intermittent as needed	PAS
HTH212	LS	50576	Info Technology Spclt V	N	SR22	73	P	B	1	\$ 74,124	\$ 3,089	N	HYBRID	0-1 days/week	Provide continuous IT support on and off hours - Intermittent as needed	PAS
HTH212	LS	59831	Info Technology Spclt V	N	SR24	13	P	B	1	\$ 68,556	\$ 2,857	N	HYBRID	0-1 days/week	Provide continuous IT support on and off hours - Intermittent as needed	PAS
HTH212	LS	57509	Info Technology Spclt III	N	SR20	13	P	B	1	\$ 58,560	\$ 2,440	N	HYBRID	0-1 days/week	Provide continuous IT support on and off hours - Intermittent as needed	PAS
HTH212	LS	56825	Info Technology Spclt III	N	SR20	13	P	B	1	\$ 65,916	\$ 2,747	N	HYBRID	0-1 days/week	Provide continuous IT support on and off hours - Intermittent as needed	PAS
HTH212	LS	57874	CHARGEMASTER	N	SR26	13	P	B	1	\$ 90,204	\$ 3,759	N	FULL TIME	5 days/week	Provide data management and support to business office, billing, and revenue cycle - Remote worker	PAS
HTH212	LS	60102	PHARMACIST II	N	SR24	13	P	B	1	\$ 83,388	\$ 3,475	N	FULL TIME	5 days/week	Provide pharmacy data information management and analysis - Remote Worker	PAS
HTH212	LS	60157	PHARMACIST II	N	SR24	13	P	B	1	\$ 80,184	\$ 3,341	N	FULL TIME	5 days/week	Provide pharmacy data information management and analysis - Remote Worker	PAS
HTH212	LS	59467	PHARMACIST III	N	SR26	23	P	B	1	\$ 74,124	\$ 3,089	N	HYBRID	0-5 days/week	Provide management and administrative support on and off hours - Intermittent as needed	PAS
HTH212	LS	108637	PER DIEM RN	Y	PER DIEM	79	T	B	0.3	\$ 34,994	\$ 1,851	Y	HYBRID	1 day/week	Provide educational support: research, prepare, coordinate, schedule and other admin duties on remote days - Hybrid schedule	PAS
HTH212	LS	58060	Registered Prof Nurse IV	N	SR22	9	P	B	0.8	\$ 110,822	\$ 4,618	N	HYBRID	1-2 days /week	Provide educational support: research, prepare, coordinate, schedule and other admin duties on remote days - Hybrid schedule	PAS
HTH212	LS	58536	Registered Prof Nurse IV	N	SR22	9	P	B	0.5	\$ 69,264	\$ 2,886	N	HYBRID	2-3 days /week	Provide educational support: research, prepare, coordinate, schedule and other admin duties on remote days - Hybrid schedule	PAS
HTH212	LS	59171	Registered Prof Nurse IV	N	SR22	9	P	B	0.9	\$ 115,765	\$ 4,824	N	HYBRID	2-3 days /week	Provide educational support: research, prepare, coordinate, schedule and other admin duties on remote days - Hybrid schedule	PAS
HTH212	LS	57505	Registered Prof Nurse IV	N	SR22	9	P	B	0.6	\$ 77,177	\$ 3,216	N	HYBRID	1-2 days /week	Provide educational support: research, prepare, coordinate, schedule and other admin duties on remote days - Hybrid schedule	PAS
HTH212	LS	59342	HR CLERK IV	N	SR11	63	P	B	1	\$ 43,068	\$ 1,795	N	HYBRID	0-1 days /week	Provide HR administrative support to management and staff - Intermittent as needed	PAS
HTH212	LS	58069	HR SPECIALIST II	N	SR18	73	P	B	1	\$ 52,068	\$ 2,170	N	HYBRID	0-1 days /week	Provide HR administrative support to management and staff - Intermittent as needed	PAS
HTH212	LS	59752	HR SPECIALIST II	N	SR18	73	P	B	1	\$ 52,068	\$ 2,170	N	HYBRID	0-1 days /week	Provide HR administrative support to management and staff - Intermittent as needed	PAS

Department of Health - Hawaii Health Systems Corporation  
Positions that are authorized to telework as of November 30, 2024

Table 22

Prog ID	Sub-Org	Position Number	Position Title	Exempt (Y/N)	SR Level	BU Code	T/P	MOF	FTE	Budgeted Amount	Actual Salary Last Paid	Occupied by 89- Day Hire (Y/N)	Telework Designation (full time or hybrid)	Number of Telework Days a Week	Reason for Telework	Process to Evaluate Job Performance
HTH212	LS	58643	HR SPECIALIST II	N	SR18	73	P	B	1	\$ 52,068	\$ 2,170	N	HYBRID	0-1 days /week	Provide HR administrative support to management and staff - Intermittent as needed	PAS
HTH212	LS	109737	CHRO	Y	MGMT	0	P	B	1	\$ 210,000	\$ 8,750	N	HYBRID	0-1 days /week	Provide management and administrative support on and off hours - Intermittent as needed	PAS
HTH212	LS	109853	WHR ASST DIR OF HR	Y	MGMT	0	P	B	1	\$ 115,000	\$ 4,792	N	HYBRID	0-1 days /week	Provide management and administrative support on and off hours - Intermittent as needed	PAS
HTH212	LS	34190	HEALTH INFO TECH II	N	SR13	03	P	B	1	\$ 58,932	\$ 2,456	N	FULL TIME	5 days/week	Provide medical records electronic medical records management and admin support - Remote worker	PAS
HTH212	LS	55752	CODER I	N	SR13	03	P	B	1	\$ 52,368	\$ 2,182	N	FULL TIME	5 days/week	Provides medical records analysis and documentation deficiencies - Remote Worker	PAS
HTH212	LS	58425	HEALTH INFO TECH II	N	SR13	03	P	B	1	\$ 63,696	\$ 2,654	N	FULL TIME	5 days/week	Provide medical records electronic medical records management and admin support - Remote worker	PAS
HTH212	LS	39275	PRE AUDIT CLERK II	N	SR13	03	P	B	1	\$ 56,676	\$ 2,362	N	HYBRID	3-4 days/week	Provide business office administrative support on remote days - Hybrid schedule	PAS
HTH212	LS	50228	PRE AUDIT CLERK II	N	SR13	03	P	B	1	\$ 46,608	\$ 1,942	N	HYBRID	3-4 days/week	Provide business office administrative support on remote days - Hybrid schedule	PAS
HTH212	LS	57940	REGISTERED PROF NURSE IV	N	SR22	9	P	B	1	\$ 138,528	\$ 5,772	N	FULL TIME	5 days/week	Provide quality data management, analysis and support - Remote worker	PAS
HTH212	LS	59167	REGISTERED PROF NURSE VII	N	SR25	29	P	B	1	\$ 155,796	\$ 6,492	N	HYBRID	1 day/week	Perform Administrative Nursing duties 1 day per week	PAS
HTH212	LS	58164	REGISTERED PROF NURSE IV	N	SR22	29	P	B	1	\$ 138,528	\$ 5,772	N	FULL TIME	5 days/week	Provide quality data management, analysis and support - Remote worker	PAS
HTH212	LS	57828	REGISTERED PROF NURSE IV	N	SR23	9	P	B	0.5	\$ 72,768	\$ 3,032	N	FULL TIME	5 days/week	Provide Electronic Medical Record data support - Remote worker	PAS
HTH212	LS	57860	REGISTERED PROF NURSE IV	N	SR24	9	P	B	0.75	\$ 103,896	\$ 4,329	N	FULL TIME	5 days/week	Provide Electronic Medical Record data support - Remote worker	PAS
HTH212	LS	57865	REGISTERED PROF NURSE IV	N	SR25	9	P	B	1	\$ 141,984	\$ 5,916	N	FULL TIME	5 days/week	Provide Electronic Medical Record data support - Remote worker	PAS
HTH212	LS	57274	REGISTERED PROF NURSE IV	N	SR26	9	P	B	0.5	\$ 67,572	\$ 2,816	N	FULL TIME	5 days/week	Provide Electronic Medical Record data support - Remote worker	PAS
HTH212	LS	20276	DIETITIAN V	N	SR24	23	P	B	1	\$ 97,560	\$ 4,065	N	HYBRID	0-1 days /week	Provide management and administrative support on and off hours - Intermittent as needed	PAS
HTH212	LS	57412	SR CONTRACTS MANAGER	N	EMO5	23	P	B	1	\$ 124,800	\$ 5,200	N	FULL TIME	5 days/week	Provide contracts management and administrative support - Remote worker	PAS
HTH212	LS	109178	RCFO	Y	MGMT	0	P	B	1	\$ 230,000	\$ 9,583	N	HYBRID	0-5 days/week	Provide management and administrative support on and off hours - Intermittent as needed	PAS
HTH212	LS	60100	SR REVENUE CYCLE ANALYST	N	SR26	13	P	B	1	\$ 101,460	\$ 4,228	N	FULL TIME	5 days/week	Provide business office data analysis and administrative support - Remote worker	PAS
HTH212	LS	20296	ACCOUNTANT III	N	SR22	13	P	B	1	\$ 63,384	\$ 2,641	N	FULL TIME	5 days/week	See Note 2	PAS
HTH212	LS	20297	PATIENT ACCOUNT REP III	N	SR15	03	P	B	1	\$ 46,608	\$ 1,942	N	FULL TIME	5 days/week	See Note 2	PAS
HTH212	LS	20299	PATIENT ACCOUNT REP III	N	SR15	03	P	B	1	\$ 46,608	\$ 1,942	N	FULL TIME	5 days/week	See Note 2	PAS
HTH212	LS	20303	PATIENT ACCOUNT REP III	N	SR15	03	P	B	1	\$ 46,608	\$ 1,942	N	HYBRID	3-4 days/week	See Note 2	PAS
HTH212	LS	20393	MANAGEMENT ANALYST IV	N	SR22	13	P	B	1	\$ 60,912	\$ 2,538	N	FULL TIME	5 days/week	See Note 2	PAS
HTH212	LS	20695	HEALTH INFO TECH II	N	SR13	03	P	B	1	\$ 44,760	\$ 1,865	N	FULL TIME	5 days/week	See Note 2	PAS
HTH212	LS	23436	CODER III	N	SR17	03	P	B	1	\$ 66,288	\$ 2,762	N	FULL TIME	5 days/week	See Note 2	PAS
HTH212	LS	24914	CODER III	N	SR17	03	P	B	1	\$ 74,580	\$ 3,108	N	FULL TIME	5 days/week	See Note 2	PAS
HTH212	LS	26592	MEDICAL TRANSCRIPTIONIST II	N	SR12	03	P	B	1	\$ 46,608	\$ 1,942	N	FULL TIME	5 days/week	See Note 2	PAS
HTH212	LS	30822	PATIENT ACCOUNT REP III	N	SR15	03	P	B	1	\$ 54,468	\$ 2,270	N	FULL TIME	5 days/week	See Note 2	PAS
HTH212	LS	30824	ACCOUNT CLERK IV	N	SR13	03	P	B	1	\$ 43,068	\$ 1,795	N	FULL TIME	5 days/week	See Note 2	PAS
HTH212	LS	30828	PATIENT ACCOUNT REP IV	N	SR19	03	P	B	1	\$ 58,932	\$ 2,456	N	HYBRID	3-4 days/week	See Note 2	PAS
HTH212	LS	34158	PATIENT ACCOUNT REP II	N	SR13	03	P	B	1	\$ 43,068	\$ 1,795	N	HYBRID	3-4 days/week	See Note 2	PAS
HTH212	LS	41139	PATIENT ACCOUNT REP III	N	SR15	03	P	B	1	\$ 56,676	\$ 2,362	N	HYBRID	3-4 days/week	See Note 2	PAS
HTH212	LS	41855	HEALTH INFO CLK I	N	SR08	03	P	B	1	\$ 36,072	\$ 1,503	N	FULL TIME	5 days/week	See Note 2	PAS
HTH212	LS	43520	CODER III	N	SR17	03	P	B	1	\$ 61,332	\$ 2,556	N	FULL TIME	5 days/week	See Note 2	PAS
HTH212	LS	47263	PATIENT ACCOUNT REP III	N	SR15	03	P	B	1	\$ 48,456	\$ 2,019	N	FULL TIME	5 days/week	See Note 2	PAS
HTH212	LS	47404	PATIENT ACCESS REP I	N	SR11	03	P	B	1	\$ 39,816	\$ 1,659	N	FULL TIME	5 days/week	See Note 2	PAS



Department of Health - Hawaii Health Systems Corporation  
Positions that are authorized to telework as of November 30, 2024

Table 22

Prog ID	Sub-Org	Position Number	Position Title	Exempt (Y/N)	SR Level	BU Code	T/P	MOF	FTE	Budgeted Amount	Actual Salary Last Paid	Occupied by 89- Day Hire (Y/N)	Telework Designation (full time or hybrid)	Number of Telework Days a Week	Reason for Telework	Process to Evaluate Job Performance
HTH212	LS	47676	PATIENT ACCOUNT REP III	N	SR15	03	P	B	1	\$ 46,608	\$ 1,942	N	HYBRID	3-4 days/week	See Note 2	PAS
HTH212	LS	47677	PATIENT ACCOUNT REP III	N	SR15	03	P	B	1	\$ 46,608	\$ 1,942	N	HYBRID	3-4 days/week	See Note 2	PAS
HTH212	LS	47678	ACCOUNT CLERK IV	N	SR13	03	P	B	1	\$ 50,388	\$ 2,100	N	FULL TIME	5 days/week	See Note 2	PAS
HTH212	LS	53732	PATIENT ACCOUNT REP II	N	SR13	03	P	B	1	\$ 43,068	\$ 1,795	N	FULL TIME	5 days/week	See Note 2	PAS
HTH212	LS	54333	SECRETARY II	N	SR14	3	P	B	1	\$ 44,760	\$ 1,865	N	HYBRID	3 days/week	See Note 2	PAS
HTH212	LS	54393	HEALTH INFO CLK I	N	SR08	03	P	B	1	\$ 36,072	\$ 1,503	N	FULL TIME	5 days/week	See Note 2	PAS
HTH212	LS	55353	HEALTH INFO TECH II	N	SR13	3	P	B	1	\$ 43,068	\$ 1,795	N	FULL TIME	5 days/week	See Note 2	PAS
HTH212	LS	55450	CODER III	N	SR17	03	P	B	1	\$ 50,388	\$ 2,100	N	FULL TIME	5 days/week	See Note 2	PAS
HTH212	LS	55720	MANAGEMENT ANALYST VI	N	SR26	13	P	B	1	\$ 77,100	\$ 3,213	N	FULL TIME	5 days/week	See Note 2	PAS
HTH212	LS	56061	HEALTH INFO TECH IV	N	SR17	04	P	B	1	\$ 52,320	\$ 2,180	N	HYBRID	3-4 days/week	See Note 2	PAS
HTH212	LS	56317	CODER I	N	SR13	03	P	B	1	\$ 43,068	\$ 1,795	N	FULL TIME	5 days/week	See Note 2	PAS
HTH212	LS	56318	HEALTH INFO CLK II	N	SR10	03	P	B	1	\$ 38,328	\$ 1,597	N	FULL TIME	5 days/week	See Note 2	PAS
HTH212	LS	56751	HEALTH INFO CLK I	N	SR08	03	P	B	1	\$ 36,072	\$ 1,503	N	FULL TIME	5 days/week	See Note 2	PAS
HTH212	LS	56846	PATIENT ACCOUNT REP II	N	SR13	03	P	B	1	\$ 43,068	\$ 1,795	N	FULL TIME	5 days/week	See Note 2	PAS
HTH212	LS	56927	RPN V	N	SR23	29	P	B	1	\$ 151,344	\$ 6,306	N	HYBRID	3-4 days/week	See Note 2	PAS
HTH212	LS	56934	PATIENT ACCOUNT REP III	N	SR15	03	P	B	1	\$ 46,608	\$ 1,942	N	HYBRID	3-4 days/week	See Note 2	PAS
HTH212	LS	56944	REGISTERED PROF NURSE IV	N	SR22	09	P	B	1	\$ 145,536	\$ 6,064	N	FULL TIME	5 days/week	See Note 2	PAS
HTH212	LS	57073	CLINIC RECEPTIONIST III	N	SR13	03	P	B	1	\$ 48,456	\$ 2,019	N	HYBRID	3-4 days/week	See Note 2	PAS
HTH212	LS	57075	ACCOUNT CLERK IV	N	SR13	03	P	B	1	\$ 48,456	\$ 2,019	N	FULL TIME	5 days/week	See Note 2	PAS
HTH212	LS	57486	HEALTH INFO CLK I	N	SR08	03	P	B	1	\$ 36,072	\$ 1,503	N	FULL TIME	5 days/week	See Note 2	PAS
HTH212	LS	57538	PATIENT ACCOUNT REP III	N	SR13	03	P	B	1	\$ 43,068	\$ 1,795	N	HYBRID	3-4 days/week	See Note 2	PAS
HTH212	LS	57691	MANAGEMENT ANALYST IV	N	SR22	13	P	B	1	\$ 63,384	\$ 2,641	N	FULL TIME	5 days/week	See Note 2	PAS
HTH212	LS	57894	ACCOUNT CLERK IV	N	SR13	03	P	B	1	\$ 43,068	\$ 1,795	N	HYBRID	3-4 days/week	See Note 2	PAS
HTH212	LS	58090	PATIENT FINANCIAL SERVICES MANAGER II	N	SR26	13	P	B	1	\$ 77,100	\$ 3,213	N	HYBRID	3-4 days/week	See Note 2	PAS
HTH212	LS	58205	PATIENT ACCOUNT REP I	N	SR11	03	P	B	1	\$ 39,816	\$ 1,659	N	FULL TIME	5 days/week	See Note 2	PAS
HTH212	LS	58286	HR SPECIALIST II	N	SR18	73	P	B	1	\$ 52,068	\$ 2,170	N	HYBRID	3-4 days/week	See Note 2	PAS
HTH212	LS	58303	MANAGEMENT ANALYST IV	N	SR22	13	P	B	1	\$ 63,384	\$ 2,641	N	HYBRID	3-4 days/week	See Note 2	PAS
HTH212	LS	58334	CLERK IV	N	SR10	3	P	B	1	\$ 38,328	\$ 1,597	N	FULL TIME	5 days/week	See Note 2	PAS
HTH212	LS	58515	MANAGEMENT ANALYST VI	N	SR26	13	P	B	1	\$ 77,100	\$ 3,213	N	FULL TIME	5 days/week	See Note 2	PAS
HTH212	LS	58805	RPN III	N	SR20	79	T	B	0.25	\$ 25,927	\$ 2,169	N	HYBRID	3-4 days/week	See Note 2	PAS
HTH212	LS	59150	CLINIC RECEPTIONIST III	N	SR13	03	P	B	1	\$ 48,456	\$ 2,019	N	HYBRID	3-4 days/week	See Note 2	PAS
HTH212	LS	59151	CLINIC RECEPTIONIST III	N	SR13	03	P	B	1	\$ 43,068	\$ 1,795	N	HYBRID	3-4 days/week	See Note 2	PAS
HTH212	LS	59204	Admin Services Officer I	Y		35	P	B	1	\$ 101,022	\$ 4,209	N	HYBRID	3-4 days/week	See Note 2	PAS
HTH212	LS	59356	ACCOUNTANT IV	N	SR22	13	P	B	1	\$ 60,912	\$ 2,538	N	FULL TIME	5 days/week	See Note 2	PAS
HTH212	LS	59423	MANAGEMENT Analyst III	N	SR20	13	P	B	1	\$ 63,384	\$ 2,641	N	HYBRID	3-4 days/week	See Note 2	PAS
HTH212	LS	59512	Health Info Clk I	N	SR08	3	T	B	1	\$ 36,072	\$ 1,503	N	FULL TIME	5 days/week	See Note 2	PAS
HTH212	LS	59525	CLINIC RECEPTIONIST III	N	SR13	03	P	B	1	\$ 43,068	\$ 1,795	N	HYBRID	3-4 days/week	See Note 2	PAS
HTH212	LS	59729	CONTRACTS MANAGER I	N	SR24	13	P	B	1	\$ 68,556	\$ 2,857	N	HYBRID	3-4 days/week	See Note 2	PAS
HTH212	LS	60192	Procurement & Supply Specialist II	N	SR18	13	T	B	1	\$ 56,280	\$ 2,345	N	HYBRID	1-2days/week	See Note 2	PAS
HTH212	LS	60227	HUMAN RESOURCES SPECIALIST III	N	SR20	73	T	B	1	\$ 56,280	\$ 2,345	N	HYBRID	2-3 days/week	See Note 2	PAS
HTH212	LS	108953	REGIONAL REVENUE CYCLE OFFICER	Y		00	P	B	1	\$ 173,250	\$ 7,219	N	FULL TIME	5 days/week	See Note 2	PAS
HTH212	LS	109447	REGIONAL COMPTROLLER	Y		00	P	B	1	\$ 123,900	\$ 5,163	N	HYBRID	3-4 days/week	See Note 2	PAS
HTH212	LS	109696	ADMIN ASSISTANT	Y		0	P	B	1	\$ 65,557	\$ 2,732	N	FULL TIME	5 days/week	See Note 2	PAS
HTH215	OR	109538	REGIONAL CAO	Y		00	P	B	1	\$ 292,500	\$ 12,188	N	HYBRID	1-2 days/week	Regional duties require frequent travel btw OR facilities, and to various state agencies, Capitol, and partner health systems	updateswith RCEO, PAS
HTH215	OR	109469	DIRECTOR OF CONTRACTS & PROJECT MANAGEMENT	Y		00	P	B	1	\$ 133,960	\$ 5,582	N	HYBRID	1-2 days/week	Regional responsibilities require portion of workload to be performed outside of regular business hours	updateswith RCEO, PAS
HTH215	OR	56799	PROCUREMENT & SUPPLY SPECIALIST IV	N	SR22	13	P	B	1	\$ 77,100	\$ 3,213	N	HYBRID	1-2 days/week	Personal medical issue	PAS

Note 1: HHSC's telework policy was in place prior to COVID. During COVID, it updated the telework policy to reflect the current situation. At that time, employees were offered the opportunity to work hybrid. After the emergency proclamation was lifted, employees requested to continue working hybrid. HHSC looked at its deliverables, productivity, and customer service and upon review, there were no issues from the regions and other customers. We continue to evaluate these telework positions on an ongoing basis to ensure the organization's needs are met.

Note 2: During COVID, certain administrative positions were able to telework/work remotely. After the emergency proclamation was lifted, the positions and their ability to telework were evaluated. These positions remained telework positions and managers assess employee's productivity to remain remote. There have been office space constraints at the facilities and so the telework positions have helped to alleviate this issue.

Department of Health - Hawaii Health Systems Corporation  
Work-related travel as of November 30, 2024

Table 23

Prog ID	Sub-Org	Position Number	Job Title	Start Date	End Date	Justification for Travel	Full Agenda Y/N?	Meetings	Training	Total Cost of Trip	Cost Paid by State or	Final Report of Travel Y/N?
								Attended Y/N?	Sessions Y/N?		Other Entity?	
HTH210	LA	103483	VP & CFO	1/16/2024	1/16/2024	Attend FIN & WAM Budget sessions at the State Capitol	Y	Y	N	\$ 176.07		Y
HTH210	LA	103484	VP and CIO	1/20/2024	1/25/2024	Attend HFMA Western Region Symposium in Las Vegas	Y	Y	N	\$ 2,475.62		Y
HTH210	LA	103493	VP & CHRO	1/21/2024	1/25/2024	Attend HFMA Western Region Symposium in Las Vegas	Y	Y	N	\$ 611.49		Y
HTH210	LA	55885	Information Tech Mgr	1/21/2024	1/24/2024	Attend HFMA Western Region Symposium in Las Vegas	Y	Y	N	\$ 1,087.10	\$ 300.00	Y
HTH210	LA	103496	Dir Of Revenue Mgmt	1/21/2024	1/24/2024	Attend HFMA Western Region Symposium in Las Vegas	Y	Y	N	\$ 944.29	\$ 744.29	Y
HTH210	LA	108517	Dir of Revenue Cycle	1/21/2024	1/24/2024	Attend HFMA Western Region Symposium in Las Vegas	Y	Y	N	\$ 390.00		Y
HTH210	LA	56915	Networking Manager	1/22/2024	1/22/2024	Network set-up for KVMH's new clinic in Lihue	Y	N	N	\$ 275.10		Y
HTH210	LA	53494	Network Analyst	1/26/2024	1/26/2024	Install VTC equipment at Kauai Region's new clinic in Lihue	Y	N	N	\$ 305.10		Y
HTH210	LA	109659	Corp Compliance Offcr	1/26/2024	1/26/2024	Attend Corporate BOD meeting at Honolulu	Y	Y	N	\$ 123.72		Y
HTH210	LA	103483	VP & CFO	1/26/2024	1/29/2024	Attend Corporate BOD Meeting & HPIC Pre Conf Workshop at Honolulu	Y	Y	N	\$ 209.19		Y
HTH210	LA	103483	VP & CFO	2/7/2024	2/8/2024	Meet and Work with RCFO and Team on-site at Kona	N	N	N	\$ 760.98		Y
HTH210	LA	103483	VP & CFO	2/26/2024	2/26/2024	Attend employee service award presentation at Corp Office	N	N	N	\$ 157.60		Y
HTH210	LA	109763	Dir Of Contract Mgmt	2/26/2024	2/26/2024	Attend 30 years of service award presentation at the Corp Office	N	N	N	\$ 133.60		Y
HTH210	LA	58368	PFS Manager	2/27/2024	2/29/2024	Assist WHI Region CFO and revenue cycle team at Kona	N	N	N	\$ 319.50		Y
HTH210	LA	108517	Dir of Revenue Cycle	2/27/2024	3/1/2024	Attend HFMA Revenue Cycle Conference in San Diego	Y	Y	N	\$ 390.00		Y
HTH210	LA	103483	VP & CFO	3/5/2024	3/5/2024	Attend the Regional CFO In-Person Meeting in Oahu	Y	Y	N	\$ 178.20		Y
HTH210	LA	57873	HR Manager	3/6/2024	3/6/2024	Present Supervisory Training at Honolulu	Y	N	Y	\$ 128.59		Y
HTH210	LA	103483	VP & CFO	3/6/2024	3/6/2024	Attend the Supervisor Training at Honolulu	Y	N	Y	\$ 142.60		Y
HTH210	LA	53410	Applications Analyst	3/9/2024	3/15/2024	Attend HIMSS Global Health Conference, Orlando, FL	Y	Y	Y	\$ 6,831.99		Y
HTH210	LA	103484	VP and CIO	3/10/2024	3/15/2024	Attend HIMSS Global Health Conference, Orlando, FL	Y	Y	Y	\$ 6,831.99		Y
HTH210	LA	103493	VP & CHRO	3/10/2024	3/15/2024	Attend HIMSS Global Health Conference, Orlando, FL	Y	N	Y	\$ 805.61		Y
HTH210	LA	109613	HRIS Administrator	3/10/2024	3/15/2024	Attend HIMSS Global Health Conference, Orlando, FL	Y	N	Y	\$ 805.61		Y
HTH210	LA	58368	PFS Manager	3/18/2024	3/19/2024	Assist WHI Region CFO and revenue cycle team at Kona	N	N	N	\$ 349.20		Y
HTH210	LA	108517	Dir of Revenue Cycle	3/18/2024	3/19/2024	Assist WHI Region CFO and revenue cycle team at Kona	N	N	N	\$ 552.20		Y
HTH210	LA	103483	VP & CFO	3/22/2024	3/22/2024	Attend HFMA 2024 Annual Conf & New Board Member Orientation on Oahu	Y	N	Y	\$ 1,041.95		Y
HTH210	LA	109659	Corp Compliance Offcr	3/22/2024	3/22/2024	Attend New Board Member Orientation on Oahu	Y	Y	Y	\$ 173.60		Y
HTH210	LA	53494	Network Analyst	3/25/2024	3/26/2024	Assist KVMH with installing and migrating new network equipment in Lihue	Y	N	N	\$ 709.19		Y
HTH210	LA	103482	PCEO	3/27/2024	3/27/2024	Attend HMC MOB 3 groundbreaking at Hilo	N	Y	N	\$ 122.99		Y
HTH210	LA	109659	Corp Compliance Offcr	3/28/2024	3/28/2024	Attend Corporate BOD meeting at Honolulu	Y	Y	N	\$ 103.60		Y
HTH210	LA	103483	VP & CFO	3/28/2024	3/28/2024	Attend Corporate BOD meeting at Honolulu	Y	N	Y	\$ 192.60		Y
HTH210	LA	103492	Dir of Materials Mgmt	4/1/2024	4/3/2024	Participate in Materials Management Assessment at EHI & WHI Regions	Y	Y	N	\$ 1,126.96	\$ 1,099.55	Y
HTH210	LA	103482	PCEO	4/10/2024	4/10/2024	Attend HMC ICU expansion groundbreaking at Hilo	N	Y	N	\$ 240.99		Y
HTH210	LA	57878	HR Administrator	4/12/2024	4/17/2024	ASHHRA Conference in Fort Worth, Texas	Y	N	Y	\$ 864.90		Y
HTH210	LA	103493	VP & CHRO	4/12/2024	4/17/2024	ASHHRA Conference in Fort Worth, Texas	Y	N	Y	\$ 864.90		Y
HTH210	LA	109612	Deputy HR Director	4/12/2024	4/17/2024	ASHHRA Conference in Fort Worth, Texas	Y	N	Y	\$ 864.90		Y
HTH210	LA	109613	HRIS Administrator	4/12/2024	4/17/2024	ASHHRA Conference in Fort Worth, Texas	Y	N	Y	\$ 864.90		Y
HTH210	LA	109659	Corp Compliance Offcr	4/12/2024	4/18/2024	Attend HCCA Compliance Institute in Nashville	Y	Y	Y	\$ 2,091.65		Y
HTH210	LA	108517	Dir of Revenue Cycle	4/21/2024	4/24/2024	Attend HFMA 2024 Leadership Conference in Orlando, FL	Y	Y	N	\$ 655.13		Y
HTH210	LA	57873	HR Manager	5/9/2024	5/9/2024	Present Kauai Region HR Training	Y	N	Y	\$ 193.59		Y
HTH210	LA	56915	Networking Manager	5/10/2024	5/10/2024	Network set-up for new off-site Kohala business office	Y	N	N	\$ 295.10		Y
HTH210	LA	108517	Dir of Revenue Cycle	5/20/2024	5/22/2024	Assist WHI Region CFO and revenue cycle team at Kona	N	N	N	\$ 709.50		Y
HTH210	LA	109659	Corp Compliance Offcr	5/23/2024	5/23/2024	Attend Corporate BOD meeting at Honolulu	Y	Y	N	\$ 143.60		Y
HTH210	LA	103483	VP & CFO	5/23/2024	5/23/2024	Attend Corporate BOD meeting at Honolulu	Y	N	Y	\$ 252.59		Y
HTH210	LA	108517	Dir of Revenue Cycle	5/28/2024	5/30/2024	Assist WHI Region CFO and revenue cycle team at Kona	N	N	N	\$ 580.50		Y
HTH210	LA	103492	Dir of Materials Mgmt	5/31/2024	5/31/2024	Participate in Materials Management Assessment at KVMH & SMMH	N	N	N	\$ 295.50		Y
HTH210	LA	58368	PFS Manager	6/14/2024	6/14/2024	Assist WHI Region CFO and revenue cycle team at Kona	N	N	N	\$ 1,281.50		Y
HTH210	LA	103483	VP & CFO	6/12/2024	6/14/2024	Attend East Hawaii EMT Site Visit of HMC, HHH, and Ka'u	Y	N	Y	\$ 577.53		Y
HTH210	LA	109520	VP & General Counsel	6/13/2024	6/14/2024	Attend East Hawaii EMT Site Visit of HMC, HHH, and Ka'u	Y	Y	N	\$ 189.20		Y
HTH210	LA	53494	Network Analyst	6/13/2024	6/13/2024	Install new network hardware at Kona	Y	N	N	\$ 275.11		Y
HTH210	LA	103484	VP and CIO	6/13/2024	6/14/2024	Attend East Hawaii EMT Site Visit of HMC, HHH, and Ka'u	Y	Y	N	\$ 509.40		Y
HTH210	LA	103493	VP & CHRO	6/13/2024	6/14/2024	Attend East Hawaii EMT Site Visit of HMC, HHH, and Ka'u	Y	Y	N	\$ 184.20		Y
HTH210	LA	103482	PCEO	6/13/2024	6/14/2024	Attend East Hawaii EMT Site Visit of HMC, HHH, and Ka'u	Y	Y	N	\$ 695.57		Y
HTH210	LA	109720	Dir of Govt Relations	6/13/2024	6/14/2024	Attend East Hawaii EMT Site Visit of HMC, HHH, and Ka'u	Y	Y	N	\$ 467.38		Y

Department of Health - Hawaii Health Systems Corporation  
Work-related travel as of November 30, 2024

Table 23

Prog ID	Sub-Org	Position Number	Job Title	Start Date	End Date	Justification for Travel	Full Agenda Y/N?	Meetings	Training	Total Cost of Trip	Cost Paid by State or	Final Report of Travel Y/N?
								Attended Y/N?	Sessions Y/N?		Other Entity?	
HTH210	LA	108517	Dir of Revenue Cycle	6/17/2024	6/19/2024	Assist WHI Region CFO and revenue cycle team at Kona	N	N	N	\$ 637.50		Y
HTH210	LA	108588	Assistant General Counsel	6/21/2024	6/27/2024	Attend AHLA Annual Conference in D.C.	Y	Y	N	\$ 4,716.57	\$ 4,716.57	Y
HTH210	LA	103493	VP & CHRO	6/21/2024	6/27/2024	Attend SHRM Conference in Chicago	Y	N	Y	\$ 1,414.84		Y
HTH210	LA	109612	Deputy HR Director	6/21/2024	6/27/2024	Attend SHRM Conference in Chicago	Y	N	Y	\$ 1,414.84		Y
HTH210	LA	109613	HRIS Administrator	6/21/2024	6/27/2024	Attend SHRM Conference in Chicago	Y	N	Y	\$ 1,414.84		Y
HTH210	LA	108517	Dir of Revenue Cycle	6/24/2024	6/27/2024	Attend National HFMA Annual Conference in Las Vegas, NV	Y	Y	N	\$ 330.00		Y
HTH210	LA	103482	PCEO	6/28/2024	6/29/2024	Participate in WHI Region strategic planning meetings at Kona	Y	Y	N	\$ 377.70		Y
HTH210	LA	103483	VP & CFO	7/2/2024	7/2/2024	Attend meetings with Corporate Office personnel on Oahu	Y	N	Y	\$ 235.91		Y
HTH210	LA	58368	PFS Manager	7/9/2024	7/11/2024	Assist WHI Region CFO and revenue cycle team at Kona	N	N	N	\$ 704.50		Y
HTH210	LA	103483	VP & CFO	7/16/2024	7/16/2024	Attend meeting with Ekahi Aloha (Benioff foundation)	Y	N	Y	\$ 44.00		Y
HTH210	LA	108517	Dir of Revenue Cycle	7/17/2024	7/19/2024	Assist WHI Region CFO and revenue cycle team at Kona	N	N	N	\$ 638.01		Y
HTH210	LA	108517	Dir of Revenue Cycle	7/23/2024	7/25/2024	Assist WHI Region CFO and revenue cycle team at Kona	N	N	N	\$ 643.00		Y
HTH210	LA	109659	Corp Compliance Offcr	8/2/2024	8/2/2024	Participate in Director of IT Security Interviews on Oahu	N	N	N	\$ 179.53		Y
HTH210	LA	108517	Dir of Revenue Cycle	8/7/2024	8/8/2024	Assist WHI Region CFO and revenue cycle team at Kona	N	N	N	\$ 527.00		Y
HTH210	LA	57873	HR Manager	8/8/2024	8/8/2024	Present Kauai Region HR Training	Y	N	Y	\$ 148.59		Y
HTH210	LA	108517	Dir of Revenue Cycle	8/14/2024	8/15/2024	Assist WHI Region CFO and revenue cycle team at Kona	N	N	N	\$ 517.00		Y
HTH210	LA	103492	Dir of Materials Mgmt	8/25/2024	8/29/2024	Attend 2024 IDN Summit in Phoenix, AZ	Y	Y	N	\$ 270.00		Y
HTH210	LA	108517	Dir of Revenue Cycle	8/27/2024	8/29/2024	Assist WHI Region CFO and revenue cycle team at Kona	N	N	Y	\$ 539.20		Y
HTH210	LA	103482	PCEO	9/8/2024	9/12/2024	Attend TGI Leadership Conference, Colorado Springs, CO	Y	Y	Y	\$ 2,944.16		Y
HTH210	LA	103483	VP & CFO	9/16/2024	9/16/2024	Attend Regional CFO In-Person Meeting on Oahu	Y	Y	N	\$ 216.00		Y
HTH210	LA	109659	Corp Compliance Offcr	9/18/2024	9/20/2024	Attend EMT Site Visit of KVMH & SMMH and Regional Compl Ofcr mtg on Kauai	Y	Y	N	\$ 985.01		Y
HTH210	LA	108517	Dir of Revenue Cycle	9/19/2024	9/19/2024	Assist the new Revenue Cycle Director at KCH	N	N	N	\$ 531.20		Y
HTH210	LA	103482	PCEO	9/18/2024	9/18/2024	Attend WHI Regional Board Meeting and Strategic Planning at Kona	Y	Y	N	\$ 252.59		Y
HTH210	LA	109520	VP & General Counsel	9/19/2024	9/20/2024	Attend EMT Site Visit of KVMH & SMMH	Y	Y	N	\$ 159.20		Y
HTH210	LA	103484	VP & CIO	9/19/2024	9/20/2024	Attend EMT Site Visit of KVMH & SMMH	Y	N	N	\$ 543.09		Y
HTH210	LA	103493	VP & CHRO	9/19/2024	9/19/2024	Attend EMT Site Visit of KVMH & SMMH	Y	Y	N	\$ 153.61		Y
HTH210	LA	103483	VP & CFO	9/19/2024	9/20/2024	Attend EMT Site Visit of KVMH & SMMH	Y	Y	N	\$ 739.29		Y
HTH210	LA	103482	PCEO	9/19/2024	9/20/2024	Attend EMT Site Visit of KVMH & SMMH	Y	Y	N	\$ 784.29		Y
HTH210	LA	109659	Corp Compliance Offcr	9/26/2024	9/26/2024	Attend Corporate BOD meeting at Honolulu	Y	Y	N	\$ 161.59		Y
HTH210	LA	103483	VP & CFO	9/26/2024	9/26/2024	Attend Corporate BOD meeting at Honolulu	Y	Y	N	\$ 177.59		Y
HTH210	LA	109659	Corp Compliance Offcr	9/30/2024	9/30/2024	Attend New Board Member Orientation on Oahu	Y	N	Y	\$ 163.59		Y
HTH210	LA	103483	VP & CFO	9/30/2024	9/30/2024	Attend New Board Member Orientation on Oahu	Y	Y	N	\$ 237.59		Y
HTH210	LA	109219	Deputy General Counsel	10/5/2024	10/9/2024	Attend ASHRM annual conference in San Diego, CA	Y	Y	Y	\$ 3,567.43	\$ 2,733.68	Y
HTH210	LA	109454	Director of Risk Mgmt	10/5/2024	10/9/2024	Attend ASHRM annual conference in San Diego, CA	Y	Y	Y	\$ 3,483.82	\$ 2,650.07	Y
HTH210	LA	103482	PCEO	10/10/2024	10/11/2024	Attend Hawaii Island Healthcare Conference on Big Island	Y	Y	Y	\$ 861.60		Y
HTH210	LA	58368	PFS Manager	10/14/2024	10/14/2024	Attend Trial in the District Court on Wailuku, Maui	N	N	N	\$ 203.61		Y
HTH210	LA	103483	VP & CFO	10/23/2024	10/24/2024	Attend Annual Hawaii Medicare Rural Hospital Program Meeting Conf on Oahu	Y	Y	N	\$ 716.20	\$ 657.21	Y
HTH210	LA	57873	HR Manager	10/25/2024	10/25/2024	Present Labor Staff Training, Corporate Office	Y	N	Y	\$ 198.60		Y
HTH210	LA	57873	HR Manager	11/6/2024	11/6/2024	Present Labor Staff Training, Corporate Office	Y	N	Y	\$ 178.59		Y
HTH210	LA	57873	HR Manager	11/15/2024	11/15/2024	Present West Hawaii Region Training in Kona	Y	N	Y	\$ 245.09		Y
HTH210	LA	109612	Deputy HR Director	11/15/2024	11/15/2024	Present West Hawaii Region Training in Kona	Y	N	Y	\$ 158.61		Y
HTH210	LA	109830	Labor Relations Specialists	11/15/2024	11/15/2024	Present West Hawaii Region Training in Kona	Y	N	Y	\$ 158.61		Y
HTH210	LA	103483	VP & CFO	11/19/2024	11/23/2024	Attend MS4 Replacement Demo and HHSC Annual All Boards Meeting - Kona	Y	Y	N	\$ 2,118.55		Y
HTH210	LA	103484	VP and CIO	11/20/2024	11/23/2024	2024 All Boards Meeting, Kona	Y	Y	N	\$ 968.19		Y
HTH210	LA	57873	HR Manager	11/20/2024	11/20/2024	Present Labor Staff Training, Corporate Office	Y	N	Y	\$ 143.59		Y
HTH210	LA	109720	Dir of Govt Relations	11/20/2024	11/23/2024	2024 All Boards Meeting, Kona	Y	Y	N	\$ 1,938.37		Y
HTH210	LA	109837	Exec Asst to PCEO	11/20/2024	11/23/2024	2024 All Boards Meeting, Kona	Y	Y	N	\$ 1,535.50		Y
HTH210	LA	109520	VP & General Counsel	11/21/2024	11/23/2024	2024 All Boards Meeting, Kona	Y	Y	N	\$ 984.30		Y
HTH210	LA	103493	VP & CHRO	11/21/2024	11/24/2024	2024 All Boards Meeting, Kona	Y	Y	N	\$ 159.20		Y
HTH210	LA	109659	Corp Compliance Offcr	11/21/2024	11/23/2024	2024 All Boards Meeting, Kona	Y	Y	N	\$ 949.36		Y
HTH210	LA	103482	PCEO	11/21/2024	11/23/2024	2024 All Boards Meeting, Kona	Y	Y	N	\$ 1,121.70		Y
HTH210	LA	109659	Corp Compliance Offcr	12/2/2024	12/2/2024	Attend meetings at Corporate Office	N	N	N	\$ 319.60		Y
HTH210	LA	109676	Corp Compliance Coord	12/2/2024	12/2/2024	Attend meetings at Corporate Office	N	N	N	\$ 243.60		Y

Department of Health - Hawaii Health Systems Corporation  
Work-related travel as of November 30, 2024

Table 23

Prog ID	Sub-Org	Position Number	Job Title	Start Date	End Date	Justification for Travel	Full Agenda Y/N?	Meetings	Training	Total Cost of Trip	Cost Paid by State or Other Entity?	Final Report of Travel Y/N?
								Attended Y/N?	Sessions Y/N?			
HTH210	LA	103483	VP & CFO	12/2/2024	12/2/2024	Attend meetings at Corporate Office	N	Y	N	\$ 202.16		Y
HTH212	LS	109289	Hospital Administrator	1/29/2024	1/31/2024	Quartely HPIC Meeting	Y	Y	N	\$ 1,218.93	\$ 384.19	Y
HTH212	LS	109289	Hospital Administrator	1/28/2024	1/28/2024	2024 Legislative Open Session	N	Y	N	\$ 253.35		Y
HTH212	LS	109777	Asst. Hospital Administrator	1/29/2024	1/31/2024	Quartely HPIC Meeting	Y	Y	N	\$ 1,433.92	\$ 384.19	Y
HTH212	LS	108563	Asst. Hospital Administrator	1/29/2024	1/31/2024	Quartely HPIC Meeting	Y	Y	N	\$ 1,196.33	\$ 384.19	Y
HTH212	LS	58249	Registered Prof Nurse IV	1/31/2024	1/31/2024	Quartely HPIC Meeting	Y	Y	N	\$ 118.60		Y
HTH212	LS	109289	Hospital Administrator	4/17/2024	4/18/2024	Quartely HPIC Meeting	Y	Y	N	\$ 462.73	\$ 360.18	Y
HTH212	LS	108563	Asst. Hospital Administrator	4/17/2024	4/18/2024	Quartely HPIC Meeting	Y	Y	N	\$ 643.46	\$ 360.19	Y
HTH212	LS	58249	Registered Prof Nurse IV	4/17/2024	4/18/2024	Quartely HPIC Meeting	Y	Y	N	\$ 96.02	\$ 96.02	Y
HTH212	LS	109289	Hospital Administrator	5/17/2024	5/17/2024	Risk Management Meeting	Y	Y	N	\$ 592.82		Y
HTH212	LS	109777	Asst. Hospital Administrator	5/29/2024	5/31/2024	FLEX Conference	Y	Y	N	\$ 868.61	\$ 268.61	Y
HTH212	LS	108563	Asst. Hospital Administrator	5/29/2024	5/31/2024	FLEX Conference	Y	Y	N	\$ 868.60	\$ 268.60	Y
HTH212	LS	109289	Hospital Administrator	7/22/2024	7/26/2024	Quartely HPIC Meeting/HHSC Corp Mtg	Y	Y	N	\$ 1,742.05	\$ 415.66	Y
HTH212	LS	109777	Asst. Hospital Administrator	7/24/2024	7/26/2024	Quartely HPIC Meeting	Y	Y	N	\$ 1,264.81	\$ 415.66	Y
HTH212	LS	108563	Asst. Hospital Administrator	7/24/2024	7/26/2024	Quartely HPIC Meeting	Y	Y	N	\$ 1,160.82	\$ 415.66	Y
HTH212	LS	20166	Registered Prof Nurse IV	7/24/2024	7/26/2024	Quartely HPIC Meeting	Y	Y	N	\$ 1,586.28		Y
HTH212	LS	58249	Registered Prof Nurse IV	7/25/2024	7/25/2024	Quartely HPIC Meeting	Y	Y	N	\$ 282.67		Y
HTH212	LS	58799	Registered Prof Nurse IV	7/26/2024	7/26/2024	Quartely HPIC Meeting	Y	Y	N	\$ 414.03		Y
HTH212	LS	109289	Hospital Administrator	10/23/2024	10/25/2024	2024 DOH Hawaii MCRE Rural Flex Conf	Y	Y	N	\$ 225.00	\$ 225.00	Y
HTH212	LS	108563	Asst. Hospital Administrator	10/23/2024	10/25/2024	2024 DOH Hawaii MCRE Rural Flex Conf	Y	Y	N	\$ 604.55	\$ 159.20	Y
HTH212	LS	108563	Asst. Hospital Administrator	10/6/2024	10/9/2024	ASHRM Conference	Y	Y	N	\$ 1,934.60		Y
HTH212	LS	58250	Registered Prof Nurse VI	10/2/2024	10/4/2024	Joint Commission Resources Conf	Y	Y	N	\$ 656.49		Y
HTH212	LS	20166	Registered Prof Nurse IV	10/2/2024	10/4/2024	Joint Commission Resources Conf	Y	Y	N	\$ 545.50		Y
HTH212	LS	22133	Regional Chief Operating Officer	1/16/2024	1/16/2024	Attend the Legislative Session Opening	Y	Y	N	\$ 143.60		Y
HTH212	LS	22133	Regional Chief Operating Officer	1/30/2024	1/31/2024	Attend the Hawaii CAH HPIC Workgroup Workshop	Y	Y	Y	\$ 408.74		Y
HTH212	LS	22133	Regional Chief Operating Officer	4/17/2024	4/18/2024	Attend a HPIC Meeting in Oahu	Y	Y	N	\$ 246.60		Y
HTH212	LS	22133	Regional Chief Operating Officer	5/20/2024	5/21/2024	Attend Queens's Hui Pohala's Lauch Event (program to etend Palliative Careto the cor	Y	Y	N	\$ 144.19		Y
HTH212	LS	22133	Regional Chief Operating Officer	5/29/2024	5/31/2024	2024 Western Region (WR) Flex Conference put on by the Univ of Nevada, Reno Scho	Y	Y	Y	\$ 500.00		Y
HTH212	LS	22133	Regional Chief Operating Officer	9/30/2024	9/30/2024	Attend HHSC corp Training	Y	Y	Y	\$ 291.73		Y
HTH212	LS	22133	Regional Chief Operating Officer	7/24/2024	7/24/2024	Attend a HPIC meeting held at Ala Moana Hotel (Finance) day one	Y	Y	Y	\$ 129.19		Y
HTH212	LS	22133	Regional Chief Operating Officer	10/23/2024	10/25/2024	2029 DOH Hawaii Medicare Rural Hospital Flexibility Meeting	Y	Y	N	\$ 149.20		Y
HTH212	LS	22133	Regional Chief Operating Officer	11/21/2024	11/22/2024	Parking to attend HHSC - All Boards Meeting f@ Hapuna Beach-Hawaii	Y	Y	Y	\$ 36.64		N
HTH212	LS	22133	Regional Chief Operating Officer	10/26/2024	10/27/2024	Attend HAH Gala on Oahu	Y	Y	N	\$ 594.50		Y
HTH212	LS	59661	Community Rel & Prog Mgr	10/12/2024	10/14/2024	Attend the 2024 Society for Healthcare Strategy & Market Development ( SHSMD) Cor	Y	Y	Y	\$ 2,616.97		Y
HTH212	LS	59662	Community Rel & Prog Mgr	10/11/2024	10/15/2024	Attend the 2024 Society for Healthcare Strategy & Market Development ( SHSMD) Cor	Y	Y	Y	\$ 744.79		Y
HTH212	LS	59663	Community Rel & Prog Mgr	12/5/2024	12/6/2024	Attend Crisis Communications Workshop	Y	Y	Y	\$ 159.20		Y
HTH212	LS	59752	HR Specialist II	3/5/2024	3/6/2024	Attend HR Training for West Hawaii held at Corporate HR Office on Oahu	Y	Y	Y	\$ 427.80		Y
HTH212	LS	57224	Fiscal Management Officer	10/23/2024	10/25/2024	2026 DOH Hawaii Medicare Rural Hospital Flexibility Meeting	Y	Y	N	\$ 499.20		Y
HTH212	LS	57224	Fiscal Management Officer	11/7/2024	11/11/2024	Attend Revenue Cycle Seminar	Y	Y	Y	\$ 139.19		Y
HTH212	LS	57224	Fiscal Management Officer	5/28/2024	5/30/2024	Attend interview for the revenue cycle director position at KCH.	Y	Y	N	\$ 224.20		Y
HTH212	LS	57224	Fiscal Management Officer	8/4/2024	8/9/2024	Attend Orientation	Y	Y	N	\$ 2,127.58		Y
HTH212	LS	109737	Regional Chief HR Officer	6/4/2024	6/4/2024	Attend Hawaii Employers Council -Advance Workplace Investigations Training & a HHS	Y	Y	Y	\$ 143.59		Y
HTH212	LS	109853	Asst Dir of Human Resources	6/4/2024	6/4/2024	Attend Hawaii Employers Council -Advance Workplace Investigations Training & a HHS	Y	Y	Y	\$ 143.59		Y
HTH212	LS	58897	Dietitian III	3/13/2024	3/13/2024	Attend Shriners's Registered Dietitian Nutritionist Day	Y	Y	Y	\$ 123.59		Y
HTH212	LS	109732	Regional CEO	1/16/2024	1/17/2024	Attend the Legislative Session Opening	Y	Y	N	\$ 390.35		Y
HTH212	LS	109732	Regional CEO	1/26/2024	1/26/2024	Attend HHSC Corp Board Of Dirirector's meeting on Oahu	Y	Y	N	\$ 173.60		Y
HTH212	LS	109732	Regional CEO	1/29/2024	1/30/2024	Attend the Hawaii CAH HPIC Workgroup Workshop	Y	Y	Y	\$ 379.72		Y
HTH212	LS	109732	Regional CEO	2/5/2024	2/5/2024	Attend the Legislative Opening Session	Y	Y	N	\$ 143.60		Y
HTH212	LS	109732	Regional CEO	3/28/2024	3/28/2024	Attend HHSC Corp BOD Meeting	Y	Y	N	\$ 193.60		Y
HTH212	LS	109732	Regional CEO	4/1/2024	4/1/2024	Meeting inter-facility transfers for cardiology patients.	Y	Y	N	\$ 103.60		Y
HTH212	LS	109732	Regional CEO	4/17/2024	4/18/2024	Attend a HPIC Meeting in Oahu	Y	Y	N	\$ 502.73		Y
HTH212	LS	109732	Regional CEO	5/23/2024	5/23/2024	Attend HHSC Board Mtg on Oahu	Y	Y	N	\$ 143.59		Y
HTH212	LS	109732	Regional CEO	5/29/2024	5/31/2024	2024 Western Region (WR) Flex Conference put on by the Univ of Nevada, Reno Scho	Y	Y	Y	\$ 500.00		Y

Department of Health - Hawaii Health Systems Corporation  
Work-related travel as of November 30, 2024

Table 23

Prog ID	Sub-Org	Position Number	Job Title	Start Date	End Date	Justification for Travel	Full Agenda Y/N?	Meetings	Training	Total Cost of Trip	Cost Paid by State or Other Entity?	Final Report of Travel Y/N?
								Attended Y/N?	Sessions Y/N?			
HTH212	LS	109732	Regional CEO	8/16/2024	8/18/2024	Registration for 25th Big Island Annual Healthcare Symposium: held at the Fairmont O	Y	Y	N	\$ 300.00		Y
HTH212	LS	109732	Regional CEO	9/7/2024	9/10/2024	Attend Governance Institute leadership Convergence 9/8-9/11 in Colorado	Y	Y	Y	\$ 3,970.35		Y
HTH212	LS	109732	Regional CEO	9/19/2024	9/19/2024	Attend a meeting Queens Health System CEO	Y	Y	N	\$ 133.59		Y
HTH212	LS	109732	Regional CEO	9/26/2024	9/26/2024	Attend HHSC corp Training	Y	Y	Y	\$ 138.59		Y
HTH212	LS	109732	Regional CEO	10/23/2024	10/25/2024	2024 DOH Hawaii Medicare Rural Hospital Flexibility Meeting	Y	Y	N	\$ 494.20		Y
HTH212	LS	109732	Regional CEO	10/26/2024	10/27/2024	Attend HAH Gala on Oahu	Y	Y	N	\$ 594.96		Y
HTH212	LS	109732	Regional CEO	11/15/2024	11/15/2024	Attend a meeting with Hilton Raethel Head of HAH on 11/15	Y	Y	N	\$ 173.60		Y
HTH212	LS	109732	Regional CEO	12/4/2024	12/4/2024	Attend a meeting with S360 on 12/4	Y	Y	N	\$ 123.59		Y
HTH212	LS	109732	Regional CEO			Attend Healthcare Association of Hawaii (HAH) Advocacy Day in Honolulu	Y	Y	N	\$ 127.59		Y
HTH212	LS	109732	Regional CEO	8/12/2024	8/12/2024	Attend HHSC Meeting	Y	Y	N	\$ 143.59		Y
HTH212	LS	58069	HR Specialist II	3/5/2024	3/6/2024	Attend HR Training for West Hawaii held at Corporate HR Office on Oahu	Y	Y	Y	\$ 427.80		Y
HTH212	LS	59170	Regional Director of Imaging	11/15/2024	11/15/2024	Training: WPV Active Shooter Response	Y	Y	Y	\$ 427.61	\$ 427.61	Y
HTH212	LS	23105	Regional Director of Facilities	2/27/2024	2/29/2024	Attend Texas A&M Engineering Extension Service (TEEX) National Emergency Respons	Y	Y	Y	\$ 209.20		Y
HTH212	LS	23105	Regional Director of Facilities	10/3/2024	10/4/2024	(Joint Commission Resources) JCR Conference 2024 Registration for Director of Faciliti	Y	Y	Y	\$ 990.00		Y
HTH212	LS	109178	Regional CFO	9/30/2024	9/30/2024	Attend HHSC corp Training	Y	Y	Y	\$ 158.33		Y
HTH212	LS	109178	Regional CFO	1/29/2024	1/31/2024	Attend the Hawaii CAH HPIC Workgroup Workshop	Y	Y	Y	\$ 674.28		Y
HTH212	LS	109178	Regional CFO	3/21/2024	3/22/2024	Attend the 2024 HFMA HI Chapter Annual Conference	Y	Y	Y	\$ 776.51		Y
HTH212	LS	109178	Regional CFO	4/17/2024	4/18/2024	Attend a HPIC Meeting in Oahu	Y	Y	N	\$ 502.73		Y
HTH212	LS	109178	Regional CFO	5/29/2024	5/31/2024	2024 Western Region (WR) Flex Conference put on by the Univ of Nevada, Reno Scho	Y	Y	Y	\$ 500.00		Y
HTH212	LS	109178	Regional CFO	9/6/2024	9/12/2024	Attend Governance Institute Leadership Conference 9/8-9/11/24 at the Broadmoor Ri	Y	Y	Y	\$ 2,789.40		Y
HTH212	LS	109178	Regional CFO	10/23/2024	10/25/2024	2025 DOH Hawaii Medicare Rural Hospital Flexibility Meeting	Y	Y	N	\$ 494.20		Y
HTH212	LS	109178	Regional CFO	11/7/2024	11/10/2024	Attend Finance Committee meeting & to attend Revenue Cycle Seminar	Y	Y	N	\$ 189.19		Y
HTH212	LS	109178	Regional CFO	11/8/2024	11/10/2024	Attend Hawaii 2024 Revenue Cycle Seminar	Y	Y	Y	\$ 150.51		Y
HTH212	LS	109178	Regional CFO	11/21/2024	11/22/2024	Parking to attend HHSC - All Boards Meeting f@ Hapuna Beach-Hawaii	Y	Y	Y	\$ 36.64		N
HTH212	LS	109178	Regional CFO	9/16/2024	9/16/2024	Attend Regional CFO Meeting	Y	Y	N	\$ 111.60		Y
HTH212	LS	59354	Registered Prof Nurse IV	11/11/2024	11/13/2024	Attend 2024 Trauma Quality Improvement Program (TQIP) Annual Conference ACS 20.	Y	Y	Y	\$ 1,445.21		Y
HTH212	LS	108591	Chief Nurse Executive	4/1/2024	4/1/2024	Meeting inter-facility transfers for cardiology patients.	Y	Y	N	\$ 103.60		Y
HTH212	LS	108591	Chief Nurse Executive	1/8/2024	1/9/2024	Attend the Governor's Office on the Nurse Licensure Compact Lic Meeting with Josh Gr	Y	Y	N	\$ 362.17		Y
HTH212	LS	108591	Chief Nurse Executive	1/30/2024	1/31/2024	Attend the Hawaii CAH HPIC Workgroup Workshop	Y	Y	Y	\$ 465.12		Y
HTH212	LS	108591	Chief Nurse Executive	5/20/2024	5/20/2024	HAH Meeting, WHR Leadership Roundtable at QMC	Y	Y	N	\$ 230.60		Y
HTH212	LS	108591	Chief Nurse Executive	5/29/2024	5/31/2024	2024 Western Region (WR) Flex Conference put on by the Univ of Nevada, Reno Scho	Y	Y	Y	\$ 500.00		Y
HTH212	LS	108591	Chief Nurse Executive	7/24/2024	7/25/2024	Attend Quarterly HPIC Meeting	Y	Y	N	\$ 839.68	\$ 307.47	Y
HTH212	LS	108591	Chief Nurse Executive	9/30/2024	9/30/2024	Attend HHSC Corp Training on Oahu	Y	Y	Y	\$ 133.59		Y
HTH212	LS	108591	Chief Nurse Executive	10/23/2024	10/25/2024	2027 DOH Hawaii Medicare Rural Hospital Flexibility Meeting	Y	Y	N	\$ 489.20		Y
HTH212	LS	108591	Chief Nurse Executive	10/25/2024	10/27/2024	24th Annual Hawaii Medicare Rural Hospital -by Pacific Rim Concepts LLC & to attend	Y	Y	N	\$ 469.50		Y
HTH212	LS	108591	Chief Nurse Executive	10/26/2024	10/27/2024	Attend HAH Gala on Oahu	Y	Y	N	\$ 359.75		Y
HTH212	LS	103482	HHSC President & CEO	6/28/2024	6/29/2024	WHRBD Strategic Planning Retreat Accomodation	Y	Y	Y	\$ 270.13		Y
HTH212	LS	29556	Hospital Risk Mgt Ofcr I	5/17/2024	5/17/2024	Attend HHSC Annual Risk Mgmt Meeting	Y	Y	N	\$ 153.61		Y
HTH212	LS	109913	Regional Director Marketing Legisla	12/4/2024	12/4/2024	Attend meeting with S360 on 12/4	Y	Y	N	\$ 113.60		Y
HTH212	LS	57240	HR Specialist IV	3/5/2024	3/6/2024	Attend HR Training for West Hawaii held at Corporate HR Office on Oahu	Y	Y	Y	\$ 475.80		Y
HTH212	LS	58643	HR Specialist II	3/5/2024	3/6/2024	Attend HR Training for West Hawaii held at Corporate HR Office on Oahu	Y	Y	Y	\$ 535.82		Y
HTH212	LS		Imaging Specialist V	6/23/2024	6/24/2024	Registration for Kanals MRMD/MRSO MR Safety Training Course, Early Fee, Technolog	Y	Y	Y	\$ 850.00		Y
HTH212	LS	109518	Reg Dir Mktg & Strategic Mgt	10/26/2024	10/27/2024	HAH Annual Event and Gala	Y	Y	N	\$ 300.76		Y
HTH212	LS	109518	Reg Dir Mktg & Strategic Mgt	12/4/2024	12/4/2024	Attend a meeting with S360 on 12/4	Y	Y	N	\$ 123.59		Y
HTH212	LS	109518	Reg Dir Mktg & Strategic Mgt	1/16/2024	1/17/2024	Attend the Legislative Session Opening	Y	Y	N	\$ 378.55		Y
HTH212	LS	109518	Reg Dir Mktg & Strategic Mgt	6/28/2024	6/29/2024	WHRBD Strategic Planning Retreat Accomodation	Y	Y	Y	\$ 270.13		Y
HTH212	LS	57874	Chargemaster Mgr	4/1/2024	4/4/2024	EPIC training - Assist revenue cylce	Y	Y	Y	\$ 1,182.08		Y
HTH212	LS	57874	Chargemaster Mgr	7/29/2024	7/31/2024	To assist Revenue Cycle	Y	Y	N	\$ 1,329.10		Y
HTH212	LS	59655	Registered Prof Nurse V	11/15/2024	11/15/2024	Attend WPV & Active Shooter Response Training	Y	Y	Y	\$ 437.60		Y
HTH212	LS	59015	Pharmacy Compounding QC FP	6/7/2024	6/14/2024	Attend 2024 ASHP Pharmacy Futures 2024 Conference 6/8-12.2024 in Portland	Y	Y	Y	\$ 1,761.22		Y
HTH212	LS	59741	Hospital Mgmt Officer	9/23/2024	9/23/2024	Attend a Respiratory Care Conference	Y	Y	Y	\$ 552.87		Y
HTH212	LS	59741	Hospital Mgmt Officer	5/20/2024	5/20/2024	Attend Queens's Hui Pohala's Lauch Event (program to etend Palliative Careto the com	Y	Y	N	\$ 618.77		Y
HTH212	LS	60036	Registered Professional Nurse IV	6/27/2024	6/27/2024	Attend( American Society for Health Care Engineering )ASHE ICRA2.0 (Infection Contr	Y	Y	Y	\$ 198.60		Y

Department of Health - Hawaii Health Systems Corporation  
Work-related travel as of November 30, 2024

Table 23

Prog ID	Sub-Org	Position Number	Job Title	Start Date	End Date	Justification for Travel	Full Agenda Y/N?	Meetings	Training	Total Cost of Trip	Cost Paid by State or Other Entity?.	Final Report of Travel Y/N?
								Attended Y/N?	Sessions Y/N?			
HTH212	LS	20276	Dietitian V	3/13/2024	3/13/2024	Attend Shriners's Registered Dietitian Nutritionist Day	Y	Y	Y	\$ 123.59		Y
HTH212	LS	20276	Dietitian V	5/18/2024		Attend 2024 Today's Dietitian Spring Symposium 5/19-22 in Salt Lake	Y	Y	Y	\$ 291.23		Y
HTH212	LS	57225	Registered Prof Nurse VII	11/15/2024	11/15/2024	Attend WPV & Active Shooter Response Training	Y	Y	Y	\$ 437.60		Y
HTH212	LS	59171	Registered Prof Nurse IV	11/15/2024	11/15/2024	Training: WPV Active Shooter Response	Y	Y	Y	\$ 427.61	\$ 427.61	Y
HTH212	LS	57779	Registered Prof Nurse VI	5/17/2024	5/17/2024	Attend HHSC Annual Risk Mgmt Meeting	Y	Y	N	\$ 153.61		Y
HTH212	LS	109359	Regional Dir Clin Quality Impr	2/2/2024	2/8/2024	Attend Press Ganey Patient Experience Conference	Y	Y	Y	\$ 1,733.73		Y
HTH212	LS	109359	Regional Dir Clin Quality Impr	10/3/2024	10/4/2024	Healthcare Association of Hawaii- registration for (Joint Commission Resources) JCR Cc	Y	Y	Y	\$ 990.00		Y
HTH212	LS	60331	Trauma Data Quality Analyst III	11/11/2024	11/14/2024	Attend 2024 Trauma Quality Improvement Program (TQIP) Annual Conference ACS 20.	Y	Y	Y	\$ 1,135.28		Y
HTH212	LS	109844	Trauma Program Manager	11/11/2024	11/13/2024	Attend 2024 Trauma Quality Improvement Program (TQIP) Annual Conference ACS 20.	Y	Y	Y	\$ 1,445.21		Y
HTH212	LS	1385	Regional Chief Nurse Executive	1/15/2024	1/16/2024	HAAH - Nursing Licensure Compact Meeting with Governor	N	Y	N	\$ 503.21		Y
HTH212	LS	18546	Reg Chief Quality Offcr	1/18/2024	1/19/2024	RCA : Hawaii Patient Safety Conference	Y	Y	N	\$ 797.08		Y
HTH212	LS	12034	Registered Prof Nurse IV	1/18/2024	1/19/2024	RCA: Hawaii Patient Safety Conference	Y	Y	N	\$ 712.08		Y
HTH212	LS	13538	Regional CFO	1/21/2024	1/24/2024	HFMA Western Symposium	Y	Y	Y	\$ 1,704.01	\$ 200.00	Y
HTH212	LS	16579	Physical Therapist III	1/26/2024	1/28/2024	Balanced Body - Movement Principles	Y	Y	Y	\$ 1,264.44		Y
HTH212	LS	20881	Accountant V	1/26/2024	1/29/2024	HPIC	Y	Y	N	\$ 264.80	\$ 264.80	Y
HTH212	LS	56131	Physical Therapist III	1/27/2024	1/27/2024	Application of Musculoskeletal Ultrasound Imaging to Inform PT Practice	Y	Y	Y	\$ 1,371.38		Y
HTH212	LS	18546	Reg Chief Quality Offcr	1/30/2024	1/31/2024	HPIC	Y	Y	N	\$ 566.70	\$ 566.70	Y
HTH212	LS	12034	Registered Prof Nurse IV	1/30/2024	1/31/2024	HPIC	Y	Y	N	\$ 258.61	\$ 258.61	Y
HTH212	LS	17813	Registered Prof Nurse III	2/1/2024	2/2/2024	Spinning Babies (2-day workshop)	Y	Y	Y	\$ 2,252.22		Y
HTH212	LS	19411	Kauai Region Administrative Liaison	2/8/2024	2/8/2024	OSHA Recordkeeping Workshop (in person)	Y	Y	Y	\$ 262.67		Y
HTH212	LS	21946	Human Resources Specialist V	2/15/2024	2/15/2024	OSHA Recordkeeping Workshop (in person)	Y	Y	Y	\$ 262.67		Y
HTH212	LS	10779	Director of Nursing-LTC	2/22/2024	2/23/2024	AHCA /NCAL Post Acute Care Conference	Y	Y	N	\$ 818.56		Y
HTH212	LS	21499	Director of Nursing-LTC	2/22/2024	2/23/2024	AHCA /NCAL Post Acute Care Conference	Y	Y	N	\$ 799.37		Y
HTH212	LS	10392	Registered Prof Nurse IV	2/22/2024	2/23/2024	Technical Assistance RHC	Y	Y	N	\$ 404.63		Y
HTH212	LS	7329	Registered Prof Nurse V	2/22/2024	2/23/2024	Technical Assistance RHC	Y	Y	N	\$ 404.63		Y
HTH212	LS	19961	Regional Chief Medical Offcr	2/22/2024	2/23/2024	Technical Assistance RHC	Y	Y	N	\$ 404.63		Y
HTH212	LS	10749	Clerical Supervisor IV	2/22/2024	2/23/2024	Technical Assistance RHC	Y	Y	N	\$ 404.63		Y
HTH212	LS	20453	Administrative Svcs Offr I	2/28/2024	2/28/2024	TEEX Conference: Disaster Preparedness for Hosp & Health care org	Y	Y	Y	\$ 283.60		Y
HTH212	LS	10687	Registered Prof Nurse V	2/29/2024	2/29/2024	NHSP Coordinators Meeting	Y	Y	N	\$ 35.00		Y
HTH212	LS	20745	Health Unit Coordinator II	2/29/2024	2/29/2024	NHSP Coordinators Meeting	Y	Y	N	\$ 35.00		Y
HTH212	LS	1385	Regional Chief Nurse Executive	3/3/2024	3/7/2024	Huron Clinician Excellence Conference	Y	Y	N	\$ 2,030.73		Y
HTH212	LS	18546	Reg Chief Quality Offcr	3/3/2024	3/7/2024	Huron Clinician Excellence Conference	Y	Y	N	\$ 2,030.73		Y
HTH212	LS	19961	Regional Chief Medical Offcr	3/3/2024	3/7/2024	Huron Clinician Excellence Conference	Y	Y	N	\$ 2,030.73		Y
HTH212	LS	5276	Regional Chief HR Officer	3/6/2024	3/6/2024	Supervisor Training	Y	Y	Y	\$ 143.59		Y
HTH212	LS	21946	Human Resources Specialist V	3/6/2024	3/6/2024	Supervisor Training	Y	Y	Y	\$ 143.59		Y
HTH212	LS	18396	Human Resources Specialist IV	3/6/2024	3/6/2024	Supervisor Training	Y	Y	Y	\$ 158.59		Y
HTH212	LS	16579	Physical Therapist III	3/8/2024	3/10/2024	Reformer 1: Instructor Training	Y	Y	Y	\$ 1,922.99		Y
HTH212	LS	22221	Reg Regis & Payer Reimb Mgr	3/21/2024	3/22/2024	Hawaii HFMA Annual Conference	Y	Y	N	\$ 925.20		Y
HTH212	LS	1385	Regional Chief Nurse Executive	4/14/2024	4/18/2024	Hawaii CAH HPIC Workshop	Y	Y	Y	\$ 726.23	\$ 726.23	Y
HTH212	LS	18546	Reg Chief Quality Offcr	4/16/2024	4/21/2024	i2i Client Conference	Y	Y	Y	\$ 2,898.51		Y
HTH212	LS	10392	Registered Prof Nurse IV	4/16/2024	4/20/2024	i2i Client Conference	Y	Y	Y	\$ 2,332.33		Y
HTH212	LS	12034	Registered Prof Nurse IV	4/18/2024	4/18/2024	HPIC Meeting	Y	Y	N	\$ 192.60	\$ 192.60	Y
HTH212	LS	19622	Reg Dir of Nutr & Food Svc Optns	4/24/2024	4/29/2024	Healcon Conference	Y	Y	N	\$ 434.18		Y
HTH212	LS	10749	Clerical Supervisor IV	5/12/2024	5/16/2024	CommunityWorks Forum	Y	Y	Y	\$ 1,505.52		Y
HTH212	LS	2473	Information Technology Mgr I	5/13/2024	5/16/2024	CommunityWorks Forum	Y	Y	Y	\$ 1,401.77		Y
HTH212	LS	15677	Registered Prof Nurse IV	5/13/2024	5/16/2024	CommunityWorks Forum	Y	Y	Y	\$ 1,401.77		Y
HTH212	LS	4774	Registered Prof Nurse VI	5/13/2024	5/16/2024	CommunityWorks Forum	Y	Y	Y	\$ 1,401.77		Y
HTH212	LS	17813	Registered Prof Nurse III	5/15/2024	5/15/2024	IFM Instructor Training	Y	Y	Y	\$ 996.52		Y
HTH212	LS	4751	Hosp Executive Chef	5/16/2024	5/22/2024	NRA Show	Y	Y	N	\$ 565.39		Y
HTH212	LS	19622	Reg Dir of Nutr & Food Svc Optns	5/16/2024	5/22/2024	NRA Show	Y	Y	N	\$ 438.75		Y
HTH212	LS	16793	Hosp Executive Chef	5/16/2024	5/22/2024	NRA Show	Y	Y	N	\$ 559.72		Y
HTH212	LS	17905	Registered Prof Nurse III	5/17/2024	5/17/2024	Advanced Life Support for Obstetrics (ALSO)	Y	Y	Y	\$ 1,026.25		Y
HTH212	LS	18933	Registered Prof Nurse III	5/17/2024	5/17/2024	Advanced Life Support for Obstetrics (ALSO)	Y	Y	Y	\$ 1,026.24		Y

Department of Health - Hawaii Health Systems Corporation  
Work-related travel as of November 30, 2024

Table 23

Prog ID	Sub-Org	Position Number	Job Title	Start Date	End Date	Justification for Travel	Full Agenda Y/N?	Meetings	Training	Total Cost of Trip	Cost Paid by State or	Final Report of Travel Y/N?
								Attended Y/N?	Sessions Y/N?		Other Entity?.	
HTH212	LS	18737	Registered Prof Nurse III	5/17/2024	5/17/2024	Advanced Life Support for Obstetrics (ALSO)	Y	Y	Y	\$ 1,026.24		Y
HTH212	LS	18546	Reg Chief Quality Offcr	5/17/2024	5/17/2024	HHSC inperson risk meeting	Y	Y	N	\$ 207.61		Y
HTH212	LS	12034	Registered Prof Nurse IV	5/17/2024	5/17/2024	HHSC inperson risk meeting	Y	Y	N	\$ 207.61		Y
HTH212	LS	13538	Regional CFO	5/19/2024	5/22/2024	Healthcare CFO Financial Strategy & Rev. Cycle Summit	Y	Y	Y	\$ 2,747.04	\$ 1,700.00	Y
HTH212	LS	12034	Registered Prof Nurse IV	5/29/2024	5/31/2024	Western Region FLEX Conference	Y	Y	N	\$ 201.98	\$ 201.98	Y
HTH212	LS	10392	Registered Prof Nurse IV	5/29/2024	5/31/2024	Western Region FLEX Conference	Y	Y	N	\$ 125.00	\$ 125.00	Y
HTH212	LS	5276	Regional Chief HR Officer	5/29/2024	5/31/2024	Western Region FLEX Conference	Y	Y	N	\$ 81.38	\$ 81.38	Y
HTH212	LS	21499	Director of Nursing-LTC	5/29/2024	5/31/2024	Western Region FLEX Conference	Y	Y	N	\$ 125.00	\$ 125.00	Y
HTH212	LS	18546	Reg Chief Quality Offcr	5/31/2024	5/31/2024	Compliance Risk Assessment Meeting	Y	Y	N	\$ 322.59		Y
HTH212	LS	21039	Registered Prof Nurse III	6/4/2024	6/6/2024	National Child Passenger Safety Certification(Part 1)	Y	Y	Y	\$ 1,250.41		Y
HTH212	LS	19961	Regional Chief Medical Offcr	6/4/2024	6/6/2024	14th Annual Medicare Stars, Hedis, Quality and Risk Conference	Y	Y	N	\$ 2,309.28		Y
HTH212	LS	7329	Registered Prof Nurse V	6/4/2024	6/6/2024	14th Annual Medicare Stars, Hedis, Quality and Risk Conference	Y	Y	N	\$ 2,309.28		Y
HTH212	LS	21039	Registered Prof Nurse III	6/8/2024	6/8/2024	National Child Passenger Safety Certification(Part 2)	Y	Y	Y	\$ 225.52		Y
HTH212	LS	18105	Info Technology Spclt VI	6/26/2024	6/27/2024	2nd Annual Hawaii Cybersecurity Conference	Y	Y	N	\$ 563.48		Y
HTH212	LS	14177	Info Technology Spclt V	6/26/2024	6/27/2024	2nd Annual Hawaii Cybersecurity Conference	Y	Y	N	\$ 563.48		Y
HTH212	LS	18546	Reg Chief Quality Offcr	7/25/2024	7/26/2024	Hawaii CAH HPIC Workshop	Y	Y	N	\$ 398.54	\$ 398.54	Y
HTH212	LS	18737	Registered Prof Nurse III	7/27/2024	7/28/2024	Perinatal Bereavement	Y	Y	Y	\$ 1,291.83		Y
HTH212	LS	21946	Human Resources Specialist V	7/31/2024	8/1/2024	2024 Star Advertiser Career Expo	Y	Y	N	\$ 319.19		Y
HTH212	LS	18396	Human Resources Specialist IV	7/31/2024	8/1/2024	2024 Star Advertiser Career Expo	N	Y	N	\$ 171.60		Y
HTH212	LS	22195	Registered Prof Nurse IV	8/1/2024	8/2/2024	Lactation Therapy: Advanced Clinical Skills	Y	Y	Y	\$ 1,249.73		Y
HTH212	LS	20377	Registered Prof Nurse V	8/1/2024	8/3/2024	2024 AANN Advances in Stroke Care Conf.	Y	Y	N	\$ 2,977.22		Y
HTH212	LS	18517	Registered Prof Nurse III	8/1/2024	8/3/2024	2025 AANN Advances in Stroke Care Conf.	Y	Y	N	\$ 2,437.51		Y
HTH212	LS	19380	Registered Prof Nurse III	8/1/2024	8/3/2024	2026 AANN Advances in Stroke Care Conf.	Y	Y	N	\$ 2,477.52		Y
HTH212	LS	19902	Registered Prof Nurse III	8/1/2024	8/3/2024	2027 AANN Advances in Stroke Care Conf.	Y	Y	N	\$ 2,358.17		Y
HTH212	LS	21038	Registered Prof Nurse III	8/1/2024	8/3/2024	2028 AANN Advances in Stroke Care Conf.	Y	Y	N	\$ 2,432.50		Y
HTH212	LS	21592	Reg Dir HIM, HIPAA & Priv Ofr	8/12/2024	8/15/2024	2024 Solventum Client Experience Summit	Y	Y	Y	\$ 2,577.92		Y
HTH212	LS	19961	Regional Chief Medical Offcr	8/16/2024	8/18/2024	25th Big Island Annual Health Symposium	Y	Y	N	\$ 1,828.42		Y
HTH212	LS	16883	Physical Therapist Asst FP	8/19/2024	8/23/2024	2024 Hawaii FSM Masterclass	Y	Y	Y	\$ 1,279.20		Y
HTH212	LS	19207	Registered Prof Nurse V	8/26/2024	8/28/2024	HURON- Whats Right in Healthcare	Y	Y	N	\$ 2,270.51		Y
HTH212	LS	20129	Registered Prof Nurse V	8/26/2024	8/25/2024	HURON- Whats Right in Healthcare	Y	Y	N	\$ 2,270.52		Y
HTH212	LS	1385	Regional Chief Nurse Executive	8/26/2024	8/28/2024	HURON- Whats Right in Healthcare	Y	Y	N	\$ 2,270.51		Y
HTH212	LS	18546	Reg Chief Quality Offcr	8/26/2024	8/28/2024	HURON- Whats Right in Healthcare	Y	Y	N	\$ 2,267.10		Y
HTH212	LS	13792	Regional CEO	9/6/2024	9/12/2024	TGI Conference	Y	Y	N	\$ 2,937.63		Y
HTH212	LS	13538	Regional CFO	9/6/2024	9/12/2024	TGI Conference	Y	Y	N	\$ 2,937.63		Y
HTH212	LS	19961	Regional Chief Medical Offcr	9/6/2024	9/12/2024	TGI Conference	Y	Y	N	\$ 2,937.63		Y
HTH212	LS	5276	Regional Chief HR Officer	9/6/2024	9/12/2024	TGI Conference	Y	Y	N	\$ 2,937.63		Y
HTH212	LS	18897	Private Secretary	9/6/2024	9/12/2024	TGI Conference	Y	Y	N	\$ 2,937.63		Y
HTH212	LS	22055	Registered Prof Nurse III	9/16/2024	9/16/2024	Advanced Trauma Cadaver Lab Seminar	Y	Y	Y	\$ 197.61		Y
HTH212	LS	20377	Registered Prof Nurse V	9/16/2024	9/16/2024	Advanced Trauma Cadaver Lab Seminar	Y	Y	Y	\$ 234.62		Y
HTH212	LS	18546	Reg Chief Quality Offcr	9/22/2024	9/28/2024	NHRA Conference	Y	Y	N	\$ 2,847.68		Y
HTH212	LS	20453	Administrative Svcs Offr I	9/23/2024	10/1/2024	TEEX Critical Training	Y	Y	Y	\$ 2,282.69		Y
HTH212	LS	13538	Regional CFO	9/24/2024	9/27/2024	NRHA Rural Health Clinic & Critical Access Hospital Conference 2024	Y	Y	Y	\$ 3,186.65		Y
HTH212	LS	19961	Regional Chief Medical Offcr	9/24/2024	9/27/2024	NRHA Rural Health Clinic & Critical Access Hospital Conference	Y	Y	N	\$ 3,506.18		Y
HTH212	LS	20377	Registered Prof Nurse V	9/25/2024	9/25/2024	Mass Casualty Incident for Healthcare Leadership	N	Y	Y	\$ 1,839.82	\$ 1,839.82	Y
HTH212	LS	14348	Registered Prof Nurse V	10/2/2024	10/2/2024	AHA Hawaii Regional Forum Meeting	Y	Y	Y	\$ 133.59	\$ 133.59	Y
HTH212	LS	12034	Registered Prof Nurse IV	10/3/2024	10/10/2024	ASHRM Conference	Y	Y	N	\$ 3,379.20		Y
HTH212	LS	18546	Reg Chief Quality Offcr	10/3/2024	10/4/2024	JCR Conference	Y	Y	N	\$ 1,602.44		Y
HTH212	LS	1385	Regional Chief Nurse Executive	10/3/2024	10/4/2024	JCR Conference	Y	Y	N	\$ 1,488.55		Y
HTH212	LS	12003	Asst Dir Of Nursing	10/3/2024	10/4/2024	JCR Conference	Y	Y	N	\$ 1,646.55		Y
HTH212	LS	5276	Regional Chief HR Officer	10/4/2024	10/4/2024	2024 SHRM Conference	N	Y	N	\$ 218.94		Y
HTH212	LS	18396	Human Resources Specialist IV	10/4/2024	10/4/2024	2025 SHRM Conference	N	Y	N	\$ 242.93		Y
HTH212	LS	21946	Human Resources Specialist V	10/4/2024	10/4/2024	2026 SHRM Conference	N	Y	N	\$ 218.93		Y
HTH212	LS	7329	Registered Prof Nurse V	10/6/2024	10/9/2024	MGMA Leaders Conference- Denver, CO	Y	Y	N	\$ 2,641.70		Y

Department of Health - Hawaii Health Systems Corporation  
Work-related travel as of November 30, 2024

Table 23

Prog ID	Sub-Org	Position Number	Job Title	Start Date	End Date	Justification for Travel	Full Agenda Y/N?	Meetings	Training	Total Cost of Trip	Cost Paid by State or	Final Report of Travel Y/N?
								Attended Y/N?	Sessions Y/N?		Other Entity?.	
HTH212	LS	21505	Registered Prof Nurse III	10/15/2024	10/15/2024	Advanced Life Support for Obstetrics (ALSO)	Y	Y	Y	\$ 1,026.25		Y
HTH212	LS	19758	Registered Prof Nurse III	10/15/2024	10/15/2024	Advanced Life Support for Obstetrics (ALSO)	Y	Y	Y	\$ 1,026.24		Y
HTH212	LS	21039	Registered Prof Nurse III	10/15/2024	10/15/2024	Advanced Life Support for Obstetrics (ALSO)	Y	Y	Y	\$ 1,026.24		Y
HTH212	LS	15865	Registered Prof Nurse IV	10/18/2024	10/18/2024	APIC Hawaii	Y	Y	N	\$ 265.49		Y
HTH212	LS	4751	Hosp Executive Chef	10/22/2024	10/22/2024	Vizient Food Program Regional Meeting	Y	Y	N	\$ 20.00		Y
HTH212	LS	16793	Hosp Executive Chef	10/22/2024	10/22/2024	Vizient Food Program Regional Meeting	Y	Y	N	\$ 44.00		Y
HTH212	LS	13538	Regional CFO	10/23/2024	10/25/2024	Western Region FLEX Conference	Y	Y	N	\$ 589.40	\$ 589.40	Y
HTH212	LS	10392	Registered Prof Nurse IV	10/23/2024	10/25/2024	Western Region FLEX Conference	Y	Y	N	\$ 589.40	\$ 589.40	Y
HTH212	LS	7329	Registered Prof Nurse V	10/23/2024	10/25/2024	Western Region FLEX Conference	Y	Y	N	\$ 589.40	\$ 589.40	Y
HTH212	LS	1385	Regional Chief Nurse Executive	10/23/2024	10/25/2024	Western Region FLEX Conference	Y	Y	N	\$ 589.40	\$ 589.40	Y
HTH212	LS	5276	Regional Chief HR Officer	10/23/2024	10/25/2024	Western Region FLEX Conference	Y	Y	N	\$ 589.40	\$ 589.40	Y
HTH212	LS	13792	Regional CEO	10/23/2024	10/25/2024	Western Region FLEX Conference	Y	Y	N	\$ 589.40	\$ 589.40	Y
HTH212	LS	19961	Regional Chief Medical Offcr	10/23/2024	10/25/2024	Western Region FLEX Conference	Y	Y	N	\$ 589.40	\$ 589.40	Y
HTH212	LS	22601	Clinic Admin Dir	10/23/2024	10/25/2024	Western Region FLEX Conference	Y	Y	N	\$ 589.40	\$ 589.40	Y
HTH212	LS	18546	Reg Chief Quality Offcr	10/23/2024	10/25/2024	Western Region FLEX Conference	Y	Y	N	\$ 589.40	\$ 589.40	Y
HTH212	LS	20377	Registered Prof Nurse V	10/26/2024	10/26/2024	Annual Stroke Coalition	N	Y	N	\$ 255.83		Y
HTH212	LS	20801	Registered Prof Nurse IV	11/5/2024	11/10/2024	Fall Mnaged Care Forum	Y	Y	N	\$ 2,275.88		Y
HTH212	LS	22483	Denials Management Rep	11/8/2024	11/8/2024	Hawaii 2024 Revenue Cycle Seminar	Y	Y	N	\$ 332.20		Y
HTH212	LS	10749	Clerical Supervisor IV	11/11/2024	11/12/2024	HPS 2024 High Performance Summit	Y	Y	Y	\$ 1,848.51		Y
HTH212	LS	22221	Reg Regis & Payer Reimb Mgr	11/11/2024	11/12/2024	HPS 2024 High Performance Summit	Y	Y	Y	\$ 1,848.51		Y
HTH212	LS	13538	Regional CFO	11/21/2024	11/23/2024	HHSC All Boards Meeting	Y	Y	N	\$ 250.02		Y
HTH212	LS	1385	Regional Chief Nurse Executive	11/21/2024	11/23/2024	HHSC All Boards Meeting	Y	Y	N	\$ 250.02		Y
HTH212	LS	5276	Regional Chief HR Officer	11/21/2024	11/23/2024	HHSC All Boards Meeting	Y	Y	N	\$ 250.02		Y
HTH212	LS	13792	Regional CEO	11/21/2024	11/23/2024	HHSC All Boards Meeting	Y	Y	N	\$ 250.02		Y
HTH212	LS	19961	Regional Chief Medical Offcr	11/21/2024	11/23/2024	HHSC All Boards Meeting	Y	Y	N	\$ 250.02		Y
HTH212	LS	18546	Reg Chief Quality Offcr	11/21/2024	11/23/2024	HHSC All Boards Meeting	Y	Y	N	\$ 250.02		Y
HTH212	LS	2473	Information Technology Mgr I	12/4/2024	12/4/2024	2024 Hawaii Digital Government Summit	Y	Y	N	\$ 136.94		Y
HTH212	LS	14177	Info Technology Spclt V	12/4/2024	12/4/2024	2024 Hawaii Digital Government Summit	Y	Y	N	\$ 136.94		Y
HTH212	LS	18105	Info Technology Spclt VI	12/4/2024	12/4/2024	2024 Hawaii Digital Government Summit	Y	Y	N	\$ 136.94		Y
HTH212	LS	58998	Dir Of Pharmacy (Region)	1/25/2024	1/31/2024	340B EINTER CONF - TRAINING: MAINTAIN COMPLIANCE	Y	Y	Y	\$ 3,644.02		Y
HTH212	LS	59797	Administrative Svcs Offr I	1/25/2024	1/31/2024	340B EINTER CONF - TRAINING: MAINTAIN COMPLIANCE	Y	Y	Y	\$ 3,644.02		Y
HTH212	LS	109508	Regional Chief Nurse Offcr	1/8/2024	1/9/2024	STATE NURSING CMNPACT MTG	Y	Y	N	\$ 540.53		Y
HTH212	LS	58505	Administrative Svcs Offr I	1/8/2024	1/9/2024	STATE NURSING CMNPACT MTG	Y	Y	N	\$ 437.30		Y
HTH212	LS	109335	Regional CEO	1/15/2024	1/17/2024	LEGISLATURE OPENING	N	Y	N	\$ 1,056.77		Y
HTH212	LS	58296	Administrative Svcs Offr II	1/15/2024	1/16/2024	LEGISLATURE OPENING	N	Y	N	\$ 403.42		Y
HTH212	LS	109623	Regional Chief Info Offcr	1/17/2024	1/17/2024	LEG SESSION	N	Y	N	\$ 118.60		Y
HTH212	LS	59817	Administrative Svcs Offr I	1/19/2024	1/19/2024	ROOT CAUSE ANALYSIS CERTIFICATE	Y	N	Y	\$ 353.20		Y
HTH212	LS	58401	Management Analyst IV	1/19/2024	1/19/2024	ROOT CAUSE ANALYSIS CERTIFICATE	Y	N	Y	\$ 353.20		Y
HTH212	LS	20520	Registered Prof Nurse IV	1/19/2024	1/19/2024	ROOT CAUSE ANALYSIS CERTIFICATE	Y	N	Y	\$ 353.20		Y
HTH212	LS	20528	Registered Prof Nurse V	1/19/2024	1/19/2024	ROOT CAUSE ANALYSIS CERTIFICATE	Y	N	Y	\$ 353.20		Y
HTH212	LS	57308	Registered Prof Nurse V	1/19/2024	1/19/2024	ROOT CAUSE ANALYSIS CERTIFICATE	Y	N	Y	\$ 250.00		Y
HTH212	LS	108924	Regional CFO	1/29/2024	1/30/2024	HPIC MTG	Y	Y	N	\$ 380.13	\$ 380.13	Y
HTH212	LS	109447	Regional Comptroller	1/29/2024	1/30/2024	HPIC MTG	Y	Y	N	\$ 380.13	\$ 380.13	Y
HTH212	LS	56207	Administrative Svcs Offr I	1/29/2024	1/30/2024	HPIC MTG	Y	Y	N	\$ 380.13	\$ 380.13	Y
HTH212	LS	109506	Regional Chief Admin Offcr	1/29/2024	1/29/2024	MAUI MEMORIAL SITE VISIT	N	Y	N	\$ 223.19		Y
HTH212	LS	109378	Chief Medical Officer	1/29/2024	1/29/2024	MAUI MEMORIAL SITE VISIT	N	Y	N	\$ 223.19		Y
HTH212	LS	54246	Registered Prof Nurse III	2/6/2024	2/9/2024	INTN'L STROKE CONF	Y	Y	Y	\$ 3,687.82		Y
HTH212	LS	56498	Human Resources Specialist V	2/8/2024	2/8/2024	OSHA WORKSHOP	N	N	Y	\$ 186.40		Y
HTH212	LS	56738	Imaging Specialist III	2/15/2024	2/17/2024	ARCH 2024	Y	Y	Y	\$ 1,030.78		Y
HTH212	LS	58098	Imaging Multi Spclt	2/15/2024	2/17/2024	ARCH 2024	Y	Y	Y	\$ 1,030.78		Y
HTH212	LS	108924	Regional CFO	2/22/2024	2/23/2024	TECHNICAL ASSIST RHC CONF	Y	Y	Y	\$ 636.99		Y
HTH212	LS	109506	Regional Chief Admin Offcr	2/22/2024	2/23/2024	TECHNICAL ASSIST RHC CONF	Y	Y	Y	\$ 636.99		Y
HTH212	LS	109508	Regional Chief Nurse Offcr	2/28/2024	2/29/2024	EMERGENCY RESPONSE & RECOVERY TRAINING	Y	Y	Y	\$ 108.80		Y



Department of Health - Hawaii Health Systems Corporation  
Work-related travel as of November 30, 2024

Table 23

Prog ID	Sub-Org	Position Number	Job Title	Start Date	End Date	Justification for Travel	Full Agenda Y/N?	Meetings	Training	Total Cost of Trip	Cost Paid by State or		Final Report of Travel Y/N?
								Attended Y/N?	Sessions Y/N?		Other Entity?	Travel Y/N?	
HTH212	LS	109697	Dir Of Critical Care Svcs	2/28/2024	2/29/2024	EMERGENCY RESPONSE & RECOVERY TRAINING	Y	Y	Y	\$ 286.80			Y
HTH212	LS	59237	Administrative Svcs Offr I	2/28/2024	2/29/2024	EMERGENCY RESPONSE & RECOVERY TRAINING	Y	Y	Y	\$ 108.80			Y
HTH212	LS	108925	Director of Nursing-LTC	2/22/2024	2/23/2024	AHCA/NCAL POST ACUTE CONF	Y	Y	Y	\$ 610.31			Y
HTH212	LS	109335	Regional CEO	3/6/2024	3/12/2024	AHA	Y	Y	N	\$ 1,838.46			Y
HTH212	LS	20480	Registered Prof Nurse IV	3/5/2024	3/7/2024	ATCN HYBRID COURSE	Y	Y	Y	\$ 948.68			Y
HTH212	LS	20415	Biomed Eng Tech I	3/9/2024	3/22/2024	PHILIPS TRAINING	Y	N	Y	#####			Y
HTH212	LS	58286	Human Resources Specialist III	3/6/2024	3/6/2024	HR SUPERVISORY TRAINING	N	N	Y	\$ 173.60			Y
HTH212	LS	56650	Human Resources Specialist III	3/6/2024	3/6/2024	HR SUPERVISORY TRAINING	N	N	Y	\$ 173.60			Y
HTH212	LS	58605	Health Info Mgmt Admr II	3/21/2024	3/22/2024	HFMA CONF	Y	Y	Y	\$ 582.19			Y
HTH212	LS	108924	Regional CFO	3/21/2024	3/22/2024	HFMA CONF	Y	Y	Y	\$ 318.50			Y
HTH212	LS	109505	Reg CAH & Rev Cycle Dir	3/21/2024	3/22/2024	HFMA CONF	Y	Y	Y	\$ 318.00			Y
HTH212	LS	108953	Regional Rev Cycle Offcr	3/21/2024	3/22/2024	HFMA CONF	Y	Y	Y	\$ 318.50			Y
HTH212	LS	56207	Administrative Svcs Offr I	3/21/2024	3/22/2024	HFMA CONF	Y	Y	Y	\$ 467.70			Y
HTH212	LS	109447	Regional Comptroller	3/21/2024	3/22/2024	HFMA CONF	Y	Y	Y	\$ 467.70			Y
HTH212	LS	109335	Regional CEO	3/27/2024	3/28/2024	CORP BOARD MTG	Y	Y	N	\$ 460.00			Y
HTH212	LS	58028	Registered Prof Nurse IV	4/8/2024	4/11/2024	ACDIS 2024 - CDI LEARNING	Y	N	Y	\$ 1,148.46			Y
HTH212	LS	20480	Registered Prof Nurse IV	4/8/2024	4/11/2024	TCAA 2024 TRAUMA CONF	Y	Y	Y	\$ 601.14			Y
HTH212	LS	109378	Chief Medical Officer	4/11/2024	4/11/2024	GME LEADERSHIP & FACULTY DEVELOPMENT CONFERENCE	N	Y	Y	\$ 296.53			Y
HTH212	LS	109823	Administrative Asst	4/11/2024	4/11/2024	GME LEADERSHIP & FACULTY DEVELOPMENT CONFERENCE	N	Y	Y	\$ 296.53			Y
HTH212	LS	109827	Administrative Asst	4/11/2024	4/11/2024	GME LEADERSHIP & FACULTY DEVELOPMENT CONFERENCE	N	Y	Y	\$ 296.53			Y
HTH212	LS	109335	Regional CEO	4/16/2024	4/18/2024	CORP BOARD MTG	Y	Y	N	\$ 1,223.09			Y
HTH212	LS	109335	Regional CEO	4/23/2025	4/25/2024	HPIC MTG	Y	Y	N	\$ 387.81	\$ 387.81		Y
HTH212	LS	108924	Regional CFO	4/23/2024	4/25/2024	HPIC MTG	Y	Y	N	\$ 103.60	\$ 103.60		Y
HTH212	LS	109447	Regional Comptroller	4/23/2024	4/25/2024	HPIC MTG	Y	Y	N	\$ 103.60	\$ 103.60		Y
HTH212	LS	58296	Administrative Svcs Offr II	5/2/2024	5/24/2024	HAWAII SUSTAINABILITY MTG	Y	Y	N	\$ 794.10			Y
HTH212	LS	109335	Regional CEO	5/5/2024	5/5/2024	HPH RETREAT MTG	Y	Y	Y	\$ 325.58			Y
HTH212	LS	57616	Registered Prof Nurse III	5/6/2024	5/7/2024	PEDIATRIC FUNDAMENTAL CRITICAL CARE SUPPORT	Y	Y	Y	\$ 958.62			Y
HTH212	LS	54159	Registered Prof Nurse III	5/6/2024	5/7/2024	PEDIATRIC FUNDAMENTAL CRITICAL CARE SUPPORT	Y	Y	Y	\$ 949.19			Y
HTH212	LS	41192	Registered Prof Nurse III	5/6/2024	5/7/2024	PEDIATRIC FUNDAMENTAL CRITICAL CARE SUPPORT	Y	Y	Y	\$ 831.70			Y
HTH212	LS	25291	Registered Prof Nurse III	5/6/2024	5/7/2024	PEDIATRIC FUNDAMENTAL CRITICAL CARE SUPPORT	Y	Y	Y	\$ 831.70			Y
HTH212	LS	54081	Registered Prof Nurse IV	5/6/2024	5/7/2024	PEDIATRIC FUNDAMENTAL CRITICAL CARE SUPPORT	Y	Y	Y	\$ 1,182.93			Y
HTH212	LS	109567	Imaging & Clinic Administrator	5/7/2024	5/10/2024	RHC CONF	Y	Y	Y	\$ -			Y
HTH212	LS	20480	Registered Prof Nurse IV	5/11/2024	5/14/2024	MEETING W/MATT WELLS	N	Y	N	\$ 139.19			Y
HTH212	LS	54862	Biomed Eng Supvr	5/16/2024	5/16/2024	HI HEALTHCARE TECH CONF	Y	Y	Y	\$ 162.60			Y
HTH212	LS	20415	Biomed Eng Tech I	5/16/2024	5/16/2024	HI HEALTHCARE TECH CONF	Y	Y	Y	\$ 232.19			Y
HTH212	LS	109335	Regional CEO	5/16/2024	5/16/2024	HPH GROUND BREAKING	N	N	N	\$ 184.10			Y
HTH212	LS	59817	Administrative Svcs Offr I	5/17/2024	5/17/2024	CORP MTG	Y	Y	N	\$ 158.61			Y
HTH212	LS	109506	Regional Chief Admin Offcr	2/20/2024	2/20/2024	SITE VISIT: STRAUB & KAPIOLANI	N	Y	N	\$ 248.60			Y
HTH212	LS	109335	Regional CEO	5/20/2024	5/20/2024	SITE VISIT: STRAUB & KAPIOLANI	N	Y	N	\$ 771.08			Y
HTH212	LS	109335	Regional CEO	5/23/2024	5/23/2024	CORP BOARD MTG	Y	Y	N	\$ 108.80			Y
HTH212	LS	109506	Regional Chief Admin Offcr	5/29/2024	5/31/2024	WESTERN REGION FLEX CONF	Y	Y	Y	\$ 1,384.11			Y
HTH212	LS	109774	Regional Rehab Dir	5/29/2024	5/31/2024	WESTERN REGION FLEX CONF	Y	Y	Y	\$ 1,162.95			Y
HTH212	LS	109378	Chief Medical Officer	5/31/2024	6/5/2024	2024 ASCO ANNUAL MTG - RECRUITMENT	Y	Y	N	\$ 4,047.67			Y
HTH212	LS	109596	Clinic Administrator	5/31/2024	6/5/2024	2024 ASCO ANNUAL MTG - RECRUITMENT	Y	Y	N	\$ 4,540.13			Y
HTH212	LS	20415	Biomed Eng Tech I	6/4/2024	6/7/2024	TRAINING B BRAUN	Y	N	Y	\$ 1,188.48			Y
HTH212	LS	109801	Asst Dir Of Human Resources	6/21/2024	6/27/2024	SHRM	Y	Y	Y	\$ 5,584.10			Y
HTH212	LS	109447	Regional Comptroller	6/24/2024	6/27/2024	2024 HFMA ANNUAL CONF	Y	Y	Y	\$ 3,485.47			Y
HTH212	LS	109506	Regional Chief Admin Offcr	7/9/2024	7/9/2024	SPECIALTY PHARMACY FORUM	N	Y	N	\$ 133.59			Y
HTH212	LS	59797	Administrative Svcs Offr I	7/9/2024	7/9/2024	SPECIALTY PHARMACY FORUM	N	Y	N	\$ 133.59			Y
HTH212	LS	109506	Regional Chief Admin Offcr	7/12/2024	7/14/2024	ASCO HAWAII DIRECT 2024	Y	Y	N	\$ 1,133.75			Y
HTH212	LS	109506	Regional Chief Admin Offcr	7/22/2024	7/22/2024	NEURO PROGRAM ANALYSIS/MAUI MEMORIAL MEDICAL CENTER SITE VISIT	N	Y	N	\$ 177.61			Y
HTH212	LS	109335	Regional CEO	7/23/2024	7/25/2024	HAH / BOARD MTG/HPIC	Y	Y	N	\$ 1,426.90			Y
HTH212	LS	108924	Regional CFO	7/24/2024	7/24/2024	HPIC MTG	Y	Y	N	\$ 143.59	\$ 143.59		Y

Department of Health - Hawaii Health Systems Corporation  
Work-related travel as of November 30, 2024

Table 23

Prog ID	Sub-Org	Position Number	Job Title	Start Date	End Date	Justification for Travel	Full Agenda Y/N?	Meetings	Training	Total Cost of Trip	Cost Paid by State or Other Entity?_	Final Report of Travel Y/N?
								Attended Y/N?	Sessions Y/N?			
HTH212	LS	109447	Regional Comptroller	7/24/2024	7/24/2024	HPIC MTG	Y	Y	N	\$ 143.59	\$ 143.59	Y
HTH212	LS	108924	Regional CFO	7/26/2024	7/26/2024	HPIC MTG	Y	Y	N	\$ 168.60	\$ 168.60	Y
HTH212	LS	109506	Regional Chief Admin Offcr	7/28/2024	7/31/2024	2024 BOSTON CLUSTER	Y	Y	N	\$ 4,096.78		Y
HTH212	LS	109508	Regional Chief Nurse Offcr	8/1/2024	8/1/2024	ANCC MAGNET	Y	Y	Y	\$ 148.60		Y
HTH212	LS	109335	Regional CEO	8/8/2024	8/8/2024	MAUNA LANI	N	Y	N	\$ 1,248.04		Y
HTH212	LS	109335	Regional CEO	8/12/2024	8/12/2024	CORP MTG	Y	Y	N	\$ 198.60		Y
HTH212	LS	109335	Regional CEO	8/16/2024	8/18/2024	BIG ISLAND SYMPOSIUM	Y	Y	Y	\$ 1,925.21		Y
HTH212	LS	109506	Regional Chief Admin Offcr	8/16/2024	8/18/2024	BIG ISLAND SYMPOSIUM	Y	Y	Y	\$ 912.44		Y
HTH212	LS	58296	Administrative Svcs Offr II	8/16/2024	8/18/2024	BIG ISLAND SYMPOSIUM	Y	Y	Y	\$ 1,376.58		Y
HTH212	LS	109649	Private Secretary	8/16/2024	8/18/2024	BIG ISLAND SYMPOSIUM	Y	Y	Y	\$ 1,506.33		Y
HTH212	LS	109378	Chief Medical Officer	8/16/2024	8/18/2024	BIG ISLAND SYMPOSIUM	Y	Y	Y	\$ 912.44		Y
HTH212	LS	54081	Registered Prof Nurse IV	8/12/2024	8/12/2024	ACTN HYBRIS COURSE	Y	Y	Y	\$ 929.41		Y
HTH212	LS	109596	Clinic Administrator	8/16/2024	8/16/2024	CANCER CARE ONS HAWAII CONF	Y	Y	Y	\$ 384.20		Y
HTH212	LS	59769	Registered Prof Nurse V	8/16/2024	8/16/2024	CANCER CARE ONS HAWAII CONF	Y	Y	Y	\$ 269.20		Y
HTH212	LS	58978	Registered Prof Nurse IV	8/16/2024	8/16/2024	CANCER CARE ONS HAWAII CONF	Y	Y	Y	\$ 269.20		Y
HTH212	LS	60068	Registered Prof Nurse III	8/16/2024	8/16/2024	CANCER CARE ONS HAWAII CONF	Y	Y	Y	\$ 269.20		Y
HTH212	LS	55042	Registered Prof Nurse III	8/16/2024	8/16/2024	CANCER CARE ONS HAWAII CONF	Y	Y	Y	\$ 269.20		Y
HTH212	LS	58282	Registered Prof Nurse IV	8/16/2024	8/16/2024	CANCER CARE ONS HAWAII CONF	Y	Y	Y	\$ 269.20		Y
HTH212	LS	109508	Regional Chief Nurse Offcr	8/17/2024	8/17/2024	ADVISORY BOARD STRATEGIC PLANNING	Y	Y	N	\$ 133.59		Y
HTH212	LS	59800	Carpenter I	8/20/2024	8/22/2024	MED GAS TRAINING	Y	N	Y	\$ 2,424.79		Y
HTH212	LS	20417	Bldg Maint Worker I	8/20/2024	8/22/2024	MED GAS TRAINING	Y	N	Y	\$ 2,193.79		Y
HTH212	LS	58296	Administrative Svcs Offr II	8/22/2024	8/22/2024	HAW ADVOCACY DAY	N	Y	N	\$ 127.59		Y
HTH212	LS	109718	Regional Chief HR Officer	9/9/2024	9/9/2024	CORP MTG	Y	Y	N	\$ 172.61		Y
HTH212	LS	109335	Regional CEO	9/8/2024	9/11/2024	THE GOVERNANCE INSTITUTE - BOARD EDUCATION & TRAINING	Y	Y	Y	\$ 5,608.46		Y
HTH212	LS	109509	Private Secretary	9/8/2024	9/11/2024	THE GOVERNANCE INSTITUTE - BOARD EDUCATION & TRAINING	Y	Y	Y	\$ 3,490.91		Y
HTH212	LS	108924	Regional CFO	9/16/2024	9/16/2024	RCFO MEETING	Y	Y	N	\$ 135.60		Y
HTH212	LS	60302	Administrative Svcs Offr I	9/16/2024	9/19/2024	2024 VIZIENT SUMMIT	Y	Y	N	\$ 595.99		Y
HTH212	LS	59237	Administrative Svcs Offr I	9/23/2024	10/1/2024	FEMA TRAINING	Y	Y	Y	\$ 1,964.98		Y
HTH212	LS	109623	Regional Chief Info Offcr	9/23/2024	9/30/2024	EPIC TRAINING	Y	Y	Y	\$ 1,126.15		Y
HTH212	LS	20464	Registered Prof Nurse VII	9/23/2024	9/30/2024	EPIC TRAINING	Y	Y	Y	\$ 3,182.16		Y
HTH212	LS	102800	Hospital Administrator	9/23/2024	9/30/2024	EPIC TRAINING	Y	Y	Y	\$ -		Y
HTH212	LS	53591	Info Technology Spct VI	9/23/2024	9/30/2024	EPIC TRAINING	Y	Y	Y	\$ 2,760.81		Y
HTH212	LS	52172	Info Technology Spct VI	9/23/2024	9/30/2024	EPIC TRAINING	Y	Y	Y	\$ 3,205.81		Y
HTH212	LS	54081	Registered Prof Nurse IV	9/23/2024	9/27/2024	EPIC TRAINING	Y	Y	Y	\$ 2,339.58		Y
HTH212	LS	54245	Registered Prof Nurse IV	9/23/2024	9/27/2024	EPIC TRAINING	Y	Y	Y	\$ 2,860.20		Y
HTH212	LS	109335	Regional CEO	9/25/2024	9/26/2024	HAW STRATEGIC PLANNING / CORP BOARD MTG	Y	Y	Y	\$ 618.20		Y
HTH212	LS	109506	Regional Chief Admin Offcr	9/24/2024	9/27/2024	RHC CONF	Y	Y	Y	\$ 2,967.56		Y
HTH212	LS	108924	Regional CFO	9/24/2024	9/24/2024	RHC CONF	Y	Y	Y	\$ 3,167.21		Y
HTH212	LS	109335	Regional CEO	10/2/2024	10/6/2024	HI EXECUTIVE CONF	Y	Y	Y	\$ 8,688.59		Y
HTH212	LS	109508	Regional Chief Nurse Offcr	10/2/2024	10/5/2024	JCR CONF	Y	Y	Y	\$ 1,899.78		Y
HTH212	LS	109528	Director Of Nursing	10/2/2024	10/3/2024	JCR CONF	Y	Y	Y	\$ 1,543.68		Y
HTH212	LS	58998	Dir Of Pharmacy (Region)	10/2/2024	10/3/2024	JCR CONF	Y	Y	Y	\$ 1,470.88		Y
HTH212	LS	109583	Reg Dir Of Facilities	10/2/2024	10/3/2024	JCR CONF	Y	Y	Y	\$ 1,466.44		Y
HTH212	LS	59147	Management Analyst II	10/2/2024	10/3/2024	JCR CONF	Y	Y	Y	\$ 1,466.44		Y
HTH212	LS	57622	Registered Prof Nurse IV	10/2/2024	10/3/2024	JCR CONF	Y	Y	Y	\$ 469.07		Y
HTH212	LS	20520	Registered Prof Nurse IV	9/30/2024	10/3/2024	JCR CONF	Y	Y	Y	\$ 873.56		Y
HTH212	LS	57603	Registered Prof Nurse V	10/4/2024	10/4/2024	HI NURSING SCIENTIFIC SYMPOSIUM	Y	Y	Y	\$ 178.60		Y
HTH212	LS	41184	Registered Prof Nurse V	10/4/2024	10/4/2024	HI NURSING SCIENTIFIC SYMPOSIUM	Y	Y	Y	\$ 178.60		Y
HTH212	LS	109505	Reg CAH & Rev Cycle Dir	10/7/2024	10/9/2024	NARHC FALL INSTITUTE	Y	Y	Y	\$ 2,208.35		Y
HTH212	LS	109335	Regional CEO	10/10/2024	10/11/2024	HI ISLAND HEALTHCARE CONF	Y	Y	Y	\$ 464.11		Y
HTH212	LS	109623	Regional Chief Info Offcr	10/10/2024	10/11/2024	HI ISLAND HEALTHCARE CONF	Y	Y	Y	\$ 453.64		Y
HTH212	LS	109508	Regional Chief Nurse Offcr	10/10/2024	10/11/2024	HI ISLAND HEALTHCARE CONF	Y	Y	Y	\$ 453.64		Y
HTH212	LS	109378	Chief Medical Officer	10/10/2024	10/11/2024	HI ISLAND HEALTHCARE CONF	Y	Y	Y	\$ 453.64		Y

Department of Health - Hawaii Health Systems Corporation  
Work-related travel as of November 30, 2024

Table 23

Prog ID	Sub-Org	Position Number	Job Title	Start Date	End Date	Justification for Travel	Full Agenda Y/N?	Meetings	Training	Total Cost of Trip	Cost Paid by State or Other Entity?	Final Report of Travel Y/N?
								Attended Y/N?	Sessions Y/N?			
HTH212	LS	109506	Regional Chief Admin Offcr	10/10/2024	10/11/2024	HI ISLAND HEALTHCARE CONF	Y	Y	Y	\$ 453.64		Y
HTH212	LS	59237	Administrative Svcs Offr I	10/14/2024	10/15/2024	MEWP TRAIN THE TRAINER COURSE	Y	N	Y	\$ 2,017.79		Y
HTH212	LS	57794	Registered Prof Nurse III	10/10/2024	10/11/2024	HAWOCC CONF	Y	Y	Y	\$ 531.41		Y
HTH212	LS	47888	Registered Prof Nurse IV	10/10/2024	10/11/2024	HAWOCC CONF	Y	Y	Y	\$ 531.41		Y
HTH212	LS	46797	Registered Prof Nurse IV	10/10/2024	10/11/2024	HAWOCC CONF	Y	Y	Y	\$ 394.20		Y
HTH212	LS	58296	Administrative Svcs Offr II	10/13/2024	10/15/2024	SHSMD	Y	Y	Y	\$ 3,250.72		Y
HTH212	LS	109506	Regional Chief Admin Offcr	10/24/2024	10/24/2024	174TH MBRSHIP LUNCHEON	Y	Y	N	\$ 138.59		Y
HTH212	LS	108924	Regional CFO	10/24/2024	10/24/2024	174TH MBRSHIP LUNCHEON	Y	Y	N	\$ 24.00		Y
HTH212	LS	56302	Institution Food Svcs Mgr II	10/22/2024	10/22/2024	SYSO VIZIENT MTG	Y	Y	N	\$ 200.59		Y
HTH212	LS	58863	Institution Food Svcs Mgr II	10/22/2024	10/22/2024	SYSO VIZIENT MTG	Y	Y	N	\$ 123.59		Y
HTH212	LS	108924	Regional CFO	10/23/2024	10/25/2024	DOH MEDICARE RURAL HOSPITAL MTG	Y	Y	Y	\$ 499.20		Y
HTH212	LS	56207	Administrative Svcs Offr I	10/23/2024	10/25/2024	DOH MEDICARE RURAL HOSPITAL MTG	Y	Y	Y	\$ 499.20		Y
HTH212	LS	109506	Regional Chief Admin Offcr	10/23/2024	10/25/2024	DOH MEDICARE RURAL HOSPITAL MTG	Y	Y	Y	\$ 499.20		Y
HTH212	LS	59423	Management Analyst III	10/24/2024	10/25/2024	2024 HAMSP CONF	Y	Y	Y	\$ 734.81		Y
HTH212	LS	54333	Secretary II	10/24/2024	10/24/2024	2024 HAMSP CONF	Y	Y	Y	\$ 304.88		Y
HTH212	LS	109335	Regional CEO	10/25/2024	10/26/2024	HAA GALA	N	N	N	\$ 1,014.57		Y
HTH212	LS	58296	Administrative Svcs Offr II	10/25/2024	10/26/2024	HAA GALA	N	N	N	\$ 989.82		Y
HTH212	LS	54246	Registered Prof Nurse III	10/26/2024	10/26/2024	STROKE COALITION	N	Y	N	\$ 133.59		Y
HTH212	LS	109508	Regional Chief Nurse Offcr	10/25/2024	10/27/2024	HAA GALA	N	N	N	\$ 383.14		Y
HTH212	LS	109508	Regional Chief Nurse Offcr	10/30/2024	11/1/2024	ANCC MAGNET CONF	Y	Y	Y	\$ 3,599.88		Y
HTH212	LS	58719	Registered Prof Nurse IV	10/30/2024	11/1/2024	ANCC MAGNET CONF	Y	Y	Y	\$ 3,223.20		Y
HTH212	LS	109697	Dir Of Critical Care Svcs	10/30/2024	11/1/2024	ANCC MAGNET CONF	Y	Y	Y	\$ 3,154.35		Y
HTH212	LS	109528	Director Of Nursing	10/30/2024	11/1/2024	ANCC MAGNET CONF	Y	Y	Y	\$ 3,093.71		Y
HTH212	LS	55011	Registered Prof Nurse VIII	10/30/2024	11/1/2024	ANCC MAGNET CONF	Y	Y	Y	\$ 2,894.47		Y
HTH212	LS	109704	Dir Of Surgical Svcs	10/30/2024	11/1/2024	ANCC MAGNET CONF	Y	Y	Y	\$ 2,893.47		Y
HTH212	LS	109596	Clinic Administrator	11/8/2024	11/8/2024	HI COMPREHENSIVE CANCER COALITION CONF	Y	Y	Y	\$ -		Y
HTH212	LS	109506	Regional Chief Admin Offcr	11/8/2024	11/8/2024	HI COMPREHENSIVE CANCER COALITION CONF	Y	Y	Y	\$ 218.60		Y
HTH212	LS	56927	Registered Prof Nurse V	11/8/2024	11/8/2024	2024 REV CYCLE SDEMINAR	Y	Y	Y	\$ 279.20		Y
HTH212	LS	108924	Regional CFO	11/8/2024	11/8/2024	2024 REV CYCLE SDEMINAR	Y	Y	Y	\$ 403.28		Y
HTH212	LS	58992	Patient Fin Svcs Mgr I	11/8/2024	11/8/2024	2024 REV CYCLE SDEMINAR	Y	Y	Y	\$ 446.10		Y
HTH212	LS	58284	Patient Account Rep V	11/8/2024	11/8/2024	2024 REV CYCLE SDEMINAR	Y	Y	Y	\$ 299.20		Y
HTH212	LS	60196	Management Analyst V	11/8/2024	11/8/2024	2024 REV CYCLE SDEMINAR	Y	Y	Y	\$ 407.60		Y
HTH212	LS	59817	Administrative Svcs Offr I	11/15/2024	11/15/2024	WORKPLACE VIOLENCE & ACTIVE SHOOTER TRAINING	Y	N	Y	\$ -		Y
HTH212	LS	109508	Regional Chief Nurse Offcr	11/14/2024	11/15/2024	AONL LEADERSHIP IN ACTION	Y	Y	Y	\$ 1,564.98		Y
HTH212	LS	109506	Regional Chief Admin Offcr	11/14/2024	11/14/2024	AONL LEADERSHIP IN ACTION	Y	Y	Y	\$ 503.59		Y
HTH212	LS	109836	Clinic Operations Dir	11/15/2024	11/15/2024	AONL LEADERSHIP IN ACTION	Y	Y	Y	\$ 503.59		Y
HTH212	LS	20476	Registered Prof Nurse V	11/15/2024	11/15/2024	AONL LEADERSHIP IN ACTION	Y	Y	Y	\$ 683.60		Y
HTH212	LS	20472	Registered Prof Nurse V	11/15/2024	11/15/2024	AONL LEADERSHIP IN ACTION	Y	Y	Y	\$ 683.60		Y
HTH212	LS	20478	Registered Prof Nurse V	11/15/2024	11/15/2024	AONL LEADERSHIP IN ACTION	Y	Y	Y	\$ 683.60		Y
HTH212	LS	58719	Registered Prof Nurse IV	11/15/2024	11/15/2024	AONL LEADERSHIP IN ACTION	Y	Y	Y	\$ 683.60		Y
HTH212	LS	20480	Registered Prof Nurse IV	11/22/2024	11/22/2024	TRAUMA WINTER CONF	Y	Y	Y	\$ 405.30		Y
HTH212	LS	58296	Administrative Svcs Offr II	11/20/2024	11/21/2024	PHYSICIAN CAREER PATHWAY 2024	Y	Y	Y	\$ 366.11		Y
HTH212	LS	109335	Regional CEO	11/21/2024	11/22/2024	ALL BOARDS MTG - HAPUNA	Y	Y	N	\$ 565.23		Y
HTH212	LS	109649	Private Secretary	11/21/2024	11/22/2024	ALL BOARDS MTG - HAPUNA	Y	Y	N	\$ 45.84		Y
HTH212	LS	108924	Regional CFO	11/21/2024	11/22/2024	ALL BOARDS MTG - HAPUNA	Y	Y	N	\$ 36.66		Y
HTH212	LS	109567	Imaging & Clinic Administrator	11/30/2024	12/5/2024	RSNA 2024	Y	Y	Y	\$ 3,834.90		Y
HTH215	OR	109703	Dir of Regulatory & Oper Affirs	10/3/2024	10/10/2024	ASHRM Conference-Risk Mgmt, Insur, Legal & Etc.	Y	Y	Y	\$ 3,672.24		Y
HTH215	OR	108507	Regional CEO-LTC	10/15/2024	10/18/2024	TGI Conference-Leadership Training	Y	Y	Y	\$ 3,572.50		Y
HTH215	OR	109538	Regional CAO-LTC	10/15/2024	10/18/2024	TGI Conference-Leadership Training	Y	Y	Y	\$ 4,095.12		Y
HTH215	OR	108507	Regional CEO-LTC	11/21/2024	11/23/2024	HHSC Annual All Boards Meeting	Y	Y	Y	\$ 291.55		Y
HTH215	OR	109538	Regional CAO-LTC	11/21/2024	11/23/2024	HHSC Annual All Boards Meeting	Y	Y	Y	\$ 154.20		Y
HTH215	OR	109574	Regional CFO-LTC	11/21/2024	11/23/2024	HHSC Annual All Boards Meeting	Y	Y	Y	\$ 194.13		Y
HTH215	OR	109703	Dir of Regulatory & Oper Affirs	11/21/2024	11/23/2024	HHSC Annual All Boards Meeting	Y	Y	Y	\$ 422.38		Y

Department of Health - Hawaii Health Systems Corporation  
 Work-related travel as of November 30, 2024

Table 23

<u>Prog ID</u>	<u>Sub-Org</u>	<u>Position Number</u>	<u>Job Title</u>	<u>Start Date</u>	<u>End Date</u>	<u>Justification for Travel</u>	<u>Full Agenda Y/N?</u>	<u>Meetings Attended Y/N?</u>	<u>Training Sessions Y/N?</u>	<u>Total Cost of Trip</u>	<u>Cost Paid by State or Other Entity?</u>	<u>Final Report of Travel Y/N?</u>
HTH215	OR	109558	Hospital Administrator-LTC	11/21/2024	11/23/2024	HHSC Annual All Boards Meeting	Y	Y	Y	\$ 154.20		Y

Department of Health - Hawaii Health Systems Corporation  
 Expenditures/Encumbrances for Wildfire Response

Table 24

Prog ID	Sub-Org	Description of Expenditure/Encumbrance	Justification	Existing Budget Item(s) affected (If Any)	MOF	FY26		FY27		FEMA Reimbursable?	Reimbursement Applied for?
						Encumbrance Balance	Expenditure	Encumbrance Balance	Expenditure		
		None									

Department of Health - Hawaii Health Systems Corporation  
 Personnel utilized for Wildfire Response

Table 25

<u>Prog ID</u>	<u>Sub-Org</u>	<u>Positions dispersed for Wildfire Reponse</u>	<u>Justification</u>	<u>MOF</u>	<u>FY26</u>				<u>FY27</u>				<u>Expected End Date</u>	<u>FEMA Eligible?</u>	<u>FEMA Reimb App?</u>	
					<u>Pos (P)</u>	<u>Pos (T)</u>	<u>Payroll Hours</u>	<u>\$\$\$</u>	<u>Pos (P)</u>	<u>Pos (T)</u>	<u>Payroll Hours</u>	<u>\$\$\$</u>				
		None														



# Kahuku Medical Center

*Friends and Family Taking Care of Friends and Family*

**Hawaii Health Systems Corporation (HHSC)  
2025 Legislative Budget Briefing**

**COMMITTEE ON WAYS & MEANS**  
**Senator Donovan M. Dela Cruz, Chair**  
**Senator Sharon Y. Moriwaki, Vice Chair**

**COMMITTEE ON HEALTH AND HUMAN SERVICES**  
**Senator Joy A. San Buenaventura, Chair**  
**Senator Henry J.C. Aquino, Vice Chair**

**Wednesday, January 8, 2025  
11:30 a.m.  
Hawaii State Capitol  
Conference Room 211**

### **KMC's Mission**

The mission of Kahuku Medical Center is to provide quality healthcare and promote wellness in our community in a professional, caring, culturally sensitive, and financially responsible manner.

### **Background**

Kahuku Medical Center serves a patient population that spans the North Shore and Ko'olauloa regions. As the only hospital for more than 30 miles in either direction, KMC is the emergency safety net during a health crisis and the area's leading provider of primary care services. We specialize in family and internal medicine, pediatrics, dental health, physical and occupational rehabilitation, mental health, preventive care, and more.

KMC plays a critical role in the healthcare delivery system for the North Shore and Ko'olauloa regions of Oahu. In fiscal year 2024, emergency department recorded 7,549 visits, outpatient clinic visits totaled 21,283, hospital outpatient services experienced double-digit growth compared to FY2023, and our 21 Critical Access Hospital (CAH) beds maintained an 87% occupancy rate.

### **Healthcare Landscape**

Healthcare providers operate in a complex, highly regulated, and rapidly evolving environment. There is continuous pressure from payors to deliver higher-quality care at lower costs. Success in this landscape requires investments in health information technology, physician networks, quality improvement programs, regulatory compliance, and revenue cycle management. While private hospitals have made significant advancements in these areas, KMC faces challenges in keeping pace due to limited resources.

### **Historical Challenges**

KMC has encountered several ongoing challenges, including:

- A high percentage of Medicaid/QUEST and uninsured patients.
- Insufficient government and third-party reimbursements for services provided.
- Rising labor costs over the past two years to remain competitive with industry standards.
- Difficulty attracting and retaining specialized healthcare professionals in rural areas due to high living costs and limited education and training opportunities.
- Reliance on costly contracted nursing and clinical personnel to address staffing shortages.
- Small-scale operations that are expensive to sustain.
- The need for capital investment in modern medical technology.
- Aging facilities requiring upgrades to meet life and safety codes, along with deferred maintenance exceeding national averages.
- Impacts of national healthcare policy changes, federal mandates, and budget reductions.

### **Accomplishments**

Despite significant challenges, Kahuku Medical Center (KMC) remains dedicated to providing high-quality healthcare to the North Shore and Ko'olauloa communities. Over the past year, KMC has achieved important milestones in several key areas:

- **Expanding Revenue-Generating Services to Improve Community Care:** KMC experienced substantial outpatient revenue growth in fiscal year 2024—an 11% increase from FY2023 and a 27% increase from FY2022. This upward trend continues, driven by key factors such as:
  - **Service Expansions:**
    - Clinic capacity expanded from 4 to 10 rooms.
    - Behavioral Health services increased from 4 to 7 rooms, resulting in a 51% rise in visits compared to 2023.
    - Dental services added 2 new chairs, enabling a 29% increase in visits compared to 2023.
  - **New Programs and Services:**
    - Introduced an infusion program and podiatry services to address growing community needs.
- **Maximizing Federal Funding Opportunities:** KMC secured \$812,000 in Congressional Directed Spending grant through collaboration with Hawaii's Congressional delegation. These funds will support the expansion of outpatient services, further strengthening KMC's capacity to serve the community.

KMC remains committed to sustaining growth, optimizing resources, and delivering exceptional care to the communities it serves.





# Kahuku Medical Center

*Friends and Family Taking Care of Friends and Family*

## Federal Funds

KMC’s primary source of federal funding is reimbursement from the Medicare program, which represents approximately 41% of the organization’s gross revenue. However, ongoing efforts by the Centers for Medicare & Medicaid Services (CMS) to reduce hospital reimbursements present a significant challenge for KMC. This situation may be further compounded by pressures to curb Medicare spending in response to the growing federal budget deficit.

In light of these challenges, KMC must remain focused on improving operational efficiencies, optimizing reimbursement opportunities, and expanding services to generate additional revenue and sustain financial stability.

### Kahuku Medical Center Fiscal Years 2026-2027 Budget Request (HTH 211)

A summary of the amounts appropriated for fiscal years 2024 and 2025, the total funding requested by Kahuku Medical Center for fiscal years 2026 and 2027, and recommended by the Governor for fiscal years 2026 and 2027 are summarized below.

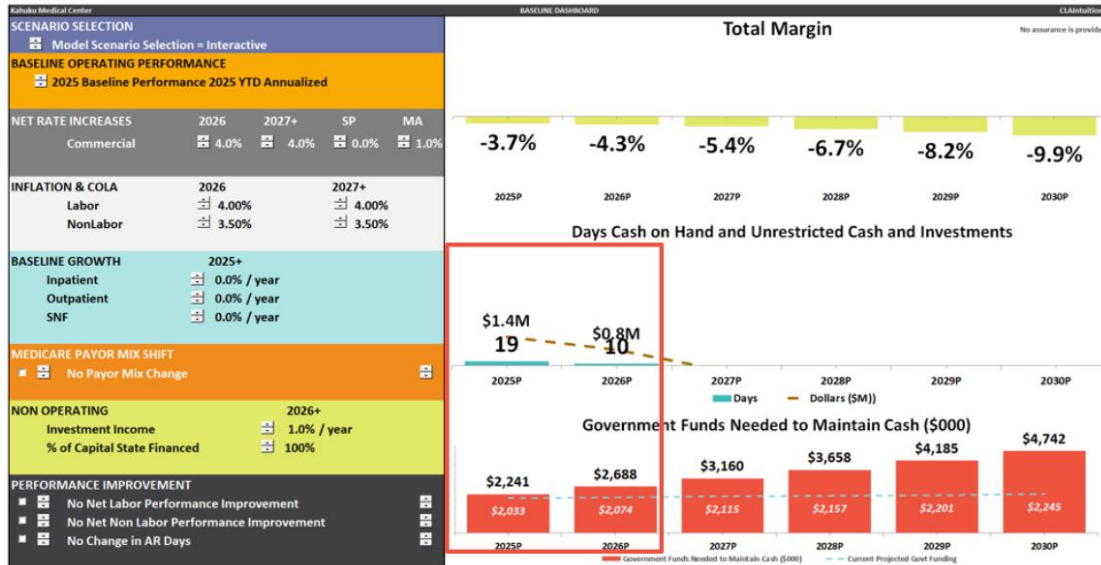
HTH 211: KAHUKU MEDICAL CENTER								
Funding Type	FY 2024	FY 2025	KMC FY 26 Request	KMC FY 27 Request	FY 2026 Gov Rec	FY 2027 Gov Rec	FY 2026 Gov Dec	FY 2027 Gov Dec
General Fund Appropriations for Operations (A Funds)	1,800,000	2,032,500	4,422,500	3,932,155	2,157,500	2,032,500	2,157,500	2,032,500
<b>CIP APPROPRIATIONS</b>								
General Obligation Bonds	-	-	13,135,000	36,000,000	5,800,000	5,000,000	5,800,000	5,000,000
General Funds	1,000,000	5,000,000	-	-	-	-	-	-
<b>TOTAL CIP APPROPRIATIONS</b>	<b>1,000,000</b>	<b>5,000,000</b>	<b>10,000,000</b>	<b>36,000,000</b>	<b>5,800,000</b>	<b>5,000,000</b>	<b>5,800,000</b>	<b>5,000,000</b>

Kahuku Medical Center (KMC) is experiencing financial strain due to several key external factors, with cash on hand dropping to 18 days as of November 2024—well below the 2023 nonprofit hospital national average of 200 days.

Key challenges include:

- **Cyberattack Impact (February 2024):** A nationwide cyberattack on Change Healthcare severely disrupted electronic claims processing, forcing KMC to rely on manual submissions. The recovery process spanned several months, prompting KMC to transition to the Trizetto platform. However, integrating local payers into the new system took nearly six months, causing further delays in claims processing. As a result, KMC experienced significant payment delays, missed deadlines, and a rise in claim denials, exacerbating financial strain. KMC was not eligible for accelerated and advance payments from CMS.
- **Payer Issues:** Denial rates have more than doubled, with Medicare Advantage plans rejecting claims due to missing prior authorizations, out-of-network challenges, and repeated requests for previously submitted records. These delays have extended payment timelines up to three months or longer, necessitating additional staff to manage ongoing appeals and follow-ups.

Kahuku Medical Center (KMC) faces an urgent and dire financial crisis, underscoring the immediate need for external support to stabilize operations and preserve essential healthcare services for our community. Current projections indicate that KMC will exhaust its cash reserves by March 2027—potentially sooner due to ongoing payer denials, which continue to erode revenue. Without immediate intervention, KMC will be forced to cut critical services and implement staff layoffs in the near future. While efforts are underway to mitigate losses, these actions are reactive and focused solely on survival rather than long-term strategic growth and sustainability. Immediate assistance is essential to prevent devastating impacts on our patients, staff, and community.



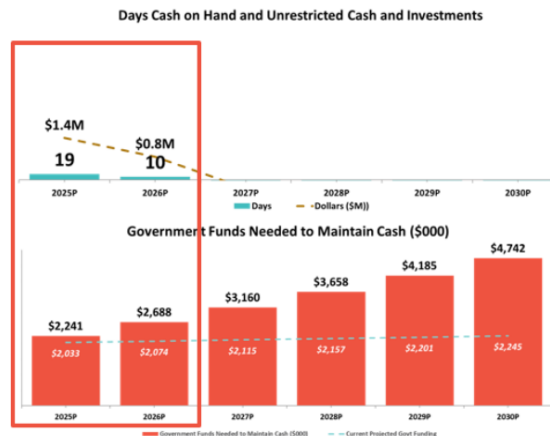
### Projected Financial Outlook for KMC

- Total Margin Decline: Margins are projected to deteriorate from -3.7% (2025P) to -9.9% (2030P).
- Days Cash on Hand: Expected to decline from 19 days (2025P) to negative levels by 2027, indicating significant liquidity challenges.
- Government Funding Requirements: Anticipated reliance on external funding increases from \$2.2M (2025P) to \$4.7M (2030P) to sustain operations.

## Current Five Year Outlook Situation

The current situation is unsustainable:

- Run out of cash on March 27<sup>th</sup> 2027
- Due to negative financial pressures amount of support needed will continue to increase





# Kahuku Medical Center

*Friends and Family Taking Care of Friends and Family*

KMC respectfully urges the Legislature to approve the requested general fund appropriations to provide essential financial relief. This support will enable us to stabilize operations and focus on implementing strategic initiatives aimed at achieving self-sufficiency over the next 3–5 years. These funds are critical to sustaining high-quality care while we address ongoing financial challenges and position ourselves for long-term growth.

We sincerely appreciate the CIP appropriations, which will play a vital role in advancing our long-term goal of financial independence. As these projects come to fruition, they will enhance our ability to meet the evolving healthcare needs of our community and further strengthen our operational foundation.

### **Conclusion**

Despite our achievements in financial and operational performance, as outlined in the “Accomplishments” section above, KMC continues to face challenges in keeping pace with collective bargaining pay increases and rising healthcare costs while also managing the financial strains caused by external disruptions to claims processing. Numerous media reports have highlighted the growing need for access to high-quality healthcare services in Hawaii’s rural communities. KMC, in partnership with HHSC, is uniquely positioned to fulfill the State of Hawaii’s constitutional responsibility to provide these essential services to its citizens. Therefore, KMC strongly urges the Legislature to approve the general fund appropriation levels requested by KMC to ensure our facilities can sustain the vital care we provide to the rural communities that rely on us.



Community hospitals affiliated with KAISER PERMANENTE.

**January 8, 2025**

**Senator Donovan Dela Cruz, Chair  
Senator Sharon Moriwaki, Vice Chair  
Members of the Senate Ways and Means Committee**

RE: RELATING TO MAUI HEALTH SYSTEM  
Hearing Date - January 8, 2025, at 11:30 a.m.

Aloha Chair Dela Cruz, Vice Chair Moriwaki and Members of the Committee,

Thank you for allowing me the opportunity to submit testimony regarding our budget appropriation requests for the 2026 and 2027 fiscal years. Act 103, SLH 2015, codified as HRS Chapter 323F, Part IV ("Act 103") provides for operating and capital subsidies for Maui Health System ("MHS") in connection with its operation of the hospitals. Under HRS §323F-58 and the terms of the Transfer Agreement signed January 14, 2016 between MHS and Hawai'i Health Systems Corporation, the State of Hawai'i, and the Maui Region of Hawai'i Health Systems Corporation (the "Transfer Agreement"), MHS may request operating support payments annually based upon the amounts needed to cover any operating losses of the Hospitals plus a 2% margin, but the amount requested in any year may not exceed the amount appropriated to subsidize the operating costs of the Maui Regional System for the 2014 fiscal year, which was \$38 million. Under HRS §323F-59 MHS may also request support payments for its capital expenditures during the first ten (10) years of MHS' operations of the hospitals in an amount not less than \$6 million.

As you may be aware, I officially joined MHS as the Chief Executive Officer on January 1, 2024. I have worked closely with our team over the last year to understand the terms of the Transfer Agreement and the current financial position of Maui Health. I am honored to be here and serving the Maui and Lana'i communities.

We are grateful for the support provided by the Governor and the State Legislature in sustaining the health care system on Maui and Lana'i. Since our public/private partnership began, we have reduced our total state funding by over \$125 million.

Unforeseen challenges, including the global pandemic, the devastating wildfires on Maui and two labor strikes, have impacted the speed of our progress. While our pace has been slowed, the goal remains to provide high quality, reliable and accessible health care on Maui and Lana'i without taxpayer support.

Each year we care for over 50,000 patients in our emergency departments across central Maui, upcountry Kula, and Lana'i. In addition, Maui Health is the sole provider of inpatient psychiatric care on the island and absorbs the cost of those services. Despite progress, we face ongoing economic challenges and seek your continued support as we continue to move towards economic self-reliance and sustainability.

Our commitment extends to caring for over 100 kupuna in long-term care and skilled nursing in Kula and Lana'i, managing both hospitals at near full capacity. Our team continues to work with our community partners to reduce the number of kupuna waiting for access to long-term care or skilled nursing beds but continue to have over 25 patients living in the hospital, utilizing an acute care bed when they need long term care. On Maui, adequate long term care beds are available but remain empty, reportedly because there are not staff available to provide care. We absorb approximately \$4 million in costs while awaiting long-term care availability.

Extended lengths of stay for individuals without a safe discharge plan increase the cost of care in Maui by \$7 million per year. These patients include those who are houseless, have co-occurring substance use disorders, under treated mental illness, those needing an inpatient hospice bed, short term rehabilitation or those who simply need access to life saving antibiotic infusions that are unavailable in remote eastern Maui.

Looking ahead to State Fiscal Year 2026, hospital reimbursement from Medicare, Medicaid and Commercial Insurance companies is increasing by less than 3% while the cost of labor, medical supplies and drugs are forecasted to continue to outpace reimbursement. These facts require that we become more efficient to continue to progress toward our goal.

While these challenges are substantial, we believe they are solvable with sustained effort, funding, and collaboration with other agencies. Maui Health is committed to doing our part in this ongoing work to solidify health care services for our community. Your continued support is appreciated as we navigate these challenges and strive for a sustainable and self-reliant health care model.

Given the information noted above, Maui Health respectfully requests the state's assistance in continuing to provide care to the people of Maui and Lana'i by providing an operating subsidy of \$12 million for Fiscal Year 2026 and \$6 million for Fiscal Year 2027. We appreciate your consideration and will be available to answer questions at your request.

In kindness and appreciation,

A handwritten signature in black ink, appearing to read "Lynn Fulton". The signature is fluid and cursive, with the first name "Lynn" being more prominent than the last name "Fulton".

Lynn Fulton

Chief Executive Officer