



UNIVERSITY
of HAWAII®

Ke Kulanui o Hawai'i

David Lassner
President

DEPT. COMM. NO. 73

November 25, 2024

The Honorable Ronald D. Kouchi,
President and Members of the Senate
Thirty-Third State Legislature
Honolulu, Hawai'i 96813

The Honorable Nadine K. Nakamura, Speaker
and Members of the House of Representatives
Thirty-Third State Legislature
Honolulu, Hawai'i 96813

Dear President Kouchi, Speaker Nakamura, and Members of the Legislature:

For your information and consideration, the University of Hawai'i is transmitting one copy of the Annual Report on the University of Hawai'i's Continued Participation in the Western Interstate Commission for Higher Education (Section 304A-3205, Hawai'i Revised Statutes) as requested by the Legislature.

In accordance with Section 93-16, Hawai'i Revised Statutes, this report may be viewed electronically at: https://www.hawaii.edu/govrel/docs/reports/2025/hrs304a-3205_2025_wiche_annual-report_508.pdf

Should you have any questions about this report, please do not hesitate to contact Stephanie Kim at (808) 956-4250, or via e-mail at scskim@hawaii.edu.

Sincerely,

A handwritten signature in black ink that reads 'David Lassner'.

David Lassner
President

Enclosure

2444 Dole Street, Bachman Hall
Honolulu, Hawai'i 96822
Telephone: (808) 956-8207
Fax: (808) 956-5286

An Equal Opportunity/Affirmative Action Institution

UNIVERSITY OF HAWAI‘I SYSTEM ANNUAL REPORT



REPORT TO THE 2025 LEGISLATURE

Annual Report on
the University of Hawai'i's Continued Participation in the
Western Interstate Commission for Higher Education

HRS 304A-3205

November 2024

**Annual Report to the 2025 Hawai'i Legislature on
the University of Hawai'i's Continued Participation in the
Western Interstate Commission for Higher Education
HRS 304A-3205**

History and Membership

The Western Interstate Commission for Higher Education (WICHE) was created in the 1950s by the Western Regional Education Compact to facilitate resource sharing among the higher education systems of the west. The WICHE Commission's 17 members include representatives from 15 western states—Alaska, Arizona, California, Colorado, Hawai'i, Idaho, Montana, Nevada, New Mexico, North Dakota, Oregon, South Dakota, Utah, Washington, and Wyoming—and the U.S. Pacific territories and freely associated states.

Members work collaboratively to provide educational access and excellence for all citizens. WICHE and its staff are headquartered in Boulder, Colorado, and operate out of the State Higher Education Policy Center, which WICHE owns with the State Higher Education Executive Officers Association and the National Center for Higher Education Management Systems. Since 1959, Hawai'i has benefitted from the partnership with WICHE through regional collaboration, resource-sharing, sound public policy, and innovation.

Governance

The WICHE Commission, with three commissioners from each state, molds the organization's mission and sets its priorities. The Governor appoints each Commissioner who serves a four-year term. Hawai'i's commissioners are David Lassner, President of the University of Hawai'i; John Morton, Vice President Emeritus, Community Colleges of the University of Hawai'i; and Colleen Sathre, Vice President Emeritus, University of Hawai'i. WICHE also seeks assistance and advice from policymakers, educators, administrators, and legislators. WICHE's Legislative Advisory Committee (LAC), composed of legislator-members from each state—including representatives from the State of Hawai'i: Senator Donna Mercado Kim, Senator Michelle N. Kidani, Representative Lisa Kitagawa, and Representative Amy Perruso—has been crucial in helping to shape and strengthen state policymaking in higher education in the west by seeking strategies to further interstate collaboration. WICHE staff also serves the LAC by informing its members about emerging policy issues in the west. The University of Hawai'i System Office of the Vice President for Academic Strategy is also assigned to administratively manage WICHE-related programming for the Professional Student Exchange Program (PSEP).

WICHE Work Plan for 2024

Each May, WICHE's 48-member Commission updates and approves the organization's annual work plan. WICHE's fiscal year (FY) 2025 Work Plan outlines the diverse set of activities, projects, and initiatives that the WICHE Commission has prioritized for the fiscal year beginning July 1, 2024, all of which are intended to advance WICHE's mission to expand educational access and excellence for all residents of the west. Information on WICHE's work plan and their projects can be found at: <https://www.wiche.edu/resources/wiche-workplan-fy-2025/>.

WICHE's Strategic Priorities

WICHE's five key focus areas guide the work of the organization:

- **Affordability and Finance:** Supporting the alignment of appropriations, tuition, and financial aid policy and practice at the institutional, state, and federal levels to make postsecondary education more accessible to those who seek it.
- **Access and Success:** Improving access to and success in postsecondary education for all students, especially those who have been historically underserved, by developing and sharing evidence-based strategies.
- **Workforce and Society:** Collaborating across all sectors, including but not limited to behavioral health, business, and industry, to meet the region's workforce needs so that our communities can thrive.
- **Innovation:** Developing and supporting advancements in teaching and learning, student services, and technology to help students access and succeed in postsecondary education and increase the value of their investment after completion.
- **Value and Accountability:** Collecting and measuring sound data about postgraduate outcomes to determine the true value of WICHE's partnerships for students and society at large so that we can continually improve how students, institutions, and WICHE members spend their time, effort, and money on postsecondary education and workforce training.

The strategic priorities are interwoven throughout the various programs, projects, and initiatives of the work plan and are executed by members of four operational units. The four units responsible for implementing the work plan are:

- **Programs and Services:** This unit focuses on broadening student access and success and manages programs like the Western Undergraduate Exchange (WUE), the Western Regional Graduate Program (WRGP), and the Professional Student Exchange Program (PSEP), fostering higher education collaborations that address institutional strategic goals. Through the work of this unit, WICHE helps institutions and undergraduate, graduate, and health professional students save money and efficiently use available resources. The unit also oversees initiatives that bring together the west's higher education leaders to address common goals and concerns and develop a new cadre of academic administrative leaders. More information on how these programs and services provided added value for Hawai'i will be provided later in this document.
- **Policy Analysis and Research:** This unit provides policy analysis and data resources. It is responsible for initiatives like the *Regional Fact Book for Higher Education in the West* and *Tuition and Fees in Public Higher Education in the West*. Access to this information and collaboration with other institutions in the region helps Hawai'i to make better-informed policy decisions, be exposed to other models of best practices in the region, and participate in valuable studies that provide a deeper understanding for how our state can better prepare and lay the groundwork to help our students pursue higher educational opportunities.
- **Behavioral Health Program:** This unit aims to support the workforce and public systems that serve individuals with behavioral health issues. It manages various projects, including the psychology internship consortia in multiple states, including Hawai'i. More information on Hawai'i's involvement is discussed below.

- **WICHE Cooperative for Educational Technologies (WCET):** This unit promotes collaboration and information-sharing related to educational technologies in higher education. More information on Hawai'i's participation is provided later in this document.

Hawai'i's Involvement in WICHE's Work Plan

Hawai'i is a WICHE member state and participates in many of WICHE's programs and initiatives. Specifically, Hawai'i participates in the following:

- The Western Academic Leadership Forum: Hawai'i's four-year institutions, associated systems, and state coordinating and governing boards are part of the Western Academic Leadership Forum. All three of our four-year universities, plus the University of Hawai'i System office, participate in the Western Academic Leadership forum for four-year institutions with Debora Halbert, Vice President for Academic Strategy, representing Hawai'i as a member of the Alliance executive committee.
- The Western Alliance of Community College Academic Leaders: Hawai'i's community colleges and technical schools and related systems and state agencies are members of the Western Alliance of Community College Academic Leaders. Currently, all seven Hawai'i Community Colleges and the University of Hawai'i Community College (UHCC) system office participate in the Western Alliance of Community College Academic Leaders, and Della Teraoka, Vice President of Community Colleges, serves as a member of the Alliance executive committee.
- Western Undergraduate Exchange: Hawai'i's public two- and four-year institutions participate in the WUE program, allowing students from other WICHE states to pay reduced tuition.
- Western Regional Graduate Program: Hawai'i residents benefit from reduced non-resident tuition rates for graduate programs at participating institutions through WRGP.
- Professional Student Exchange Program: Hawai'i funds and/or enrolls Hawai'i students pursuing healthcare professional programs not available in our state through PSEP.

Hawai'i's Prominent Role in the Behavioral Health Program

Hawai'i has a significant presence in WICHE's Behavioral Health Program (BHP). The Hawai'i Psychology Internship Consortium (HI-PIC) receives substantial support from WICHE, with the goal of developing a pipeline for Hawai'i's behavioral health workforce. Three Hawai'i state agencies (the Department of Education, the Department of Health, and the newly formed Department of Corrections and Rehabilitation) will provide funding to support HI-PIC. The program currently includes 10 interns. Additionally, WICHE assists the Hawai'i Department of Education in recruiting school-based clinical psychologists and behavioral health professionals to fill vacancies across the islands.

Mental Health Needs Classification System

The WICHE BHP is working with the newly formed Hawai'i Department of Corrections and Rehabilitation to explore the possibility of assisting the department in the development of a classification system to accurately assess the mental health needs of the department's patient population. This project would be designed to improve the types and quantity of services the department provides to its incarcerated population.

Hawai'i Recruitment of School-based Clinical Psychologists

The Hawai'i Department of Education contracts with the WICHE BHP to recruit and contract with clinical psychologists to fill public school vacancies across the Hawaiian Islands.

Hawai'i Recruitment of School-based Behavioral Health Professionals and Social Workers

The WICHE BHP is assisting the Hawai'i Department of Education with marketing, recruitment, screening, and referral services for school-based behavioral health (SBBH) and social work professionals to fill public school vacancies across the Hawaiian Islands. This effort is designed to increase the employment of SBBH and social work professionals.

Completed Projects Hawai'i Participated In

Hawai'i Early Intervention Services - Rates Study

The Early Intervention Services Section (EIS) of the Hawai'i Department of Health contracted with the WICHE BHP to complete another comparative review of early childhood services compensation methodology and pricing structures for both contracted services and related professional salaries, such as general educator, occupational and physical therapies, and speech language pathologist. The EIS rates study compared Hawai'i rates to those in other analogous states to ensure competitive pay to help maintain a sufficient workforce.

WICHE Cooperative for Educational Technologies (WCET)

WCET is the leader in the practice, policy, and advocacy of technology-enhanced learning in higher education. Its growing membership includes institutions, higher education agencies and systems, nonprofit organizations, government agencies, and corporations in all U.S. states and several Canadian provinces. WCET members include Kapi'olani Community College, Leeward Community College, the University of Hawai'i System, and the University of Hawai'i-West O'ahu. Gloria Niles, University of Hawai'i System, serves on the WCET Steering Committee.

WICHE has also convened the OERwest Network, which is part of a nationwide collaborative to scale the development and adoption of free course materials. Open educational resources (OER) have shown promise in improving student outcomes, particularly for poverty-affected students, for whom the high cost of textbooks can be a barrier to postsecondary success.

Participation in the State Authorization Reciprocity Agreement (SARA)

The State Authorization Reciprocity Agreement (SARA) is a voluntary, state-led initiative designed to establish comparable standards for U.S. states and territories regulating postsecondary distance education. SARA expands access to postsecondary educational opportunities while ensuring meaningful consumer protections for students and reducing regulatory red tape for institutions. WICHE is responsible for coordinating the membership of SARA states in the west through the WICHE State Authorization Reciprocity Agreement (W-SARA).

Hawai'i has 16 total participating institutions including 10 public, four private not-for-profit, and two for-profit, with three new institutions added since its last renewal. In February 2024, one additional new institution was admitted to SARA through Hawai'i. According to the most recent

SARA data available (Fall 2022), Hawai'i's SARA institutions enrolled 1,757 distance education students through SARA; and 10,995 students located in Hawai'i were enrolled in distance education from SARA institutions based in other SARA member states/territories.

Positive feedback from W-SARA:

WICHE noted that in a report reviewed by Hall-Martin, as a part of the renewal process, W-SARA staff reviewed Hawai'i's compliance with SARA policy over the course of the renewal period and recommended that the Regional Steering Committee (RSC) approve our renewal based on the following information:

- During the renewal period, Hawai'i received zero SARA-qualifying complaints, had no institutions on heightened cash monitoring or provisional status, had no institutions undergoing a change of ownership, and had no institution denied renewal.
- W-SARA staff found Hawai'i to be fully compliant with SARA policy, and the RSC unanimously recommended the state for renewal.
- At the May 6-7, 2024, Commissioners meeting, Hawai'i's SARA renewal application was successfully renewed for an additional two years.

The network provides two- and four-year institutions with consulting, training, and resources to support the adoption and implementation of adaptive courseware.

Additionally, each year the WCET steering committee selects annual priorities to provide insights and resources to assist members. Working groups are formed to advise and assist in developing webinars, conference sessions, blog posts, reports, and other resources to inform the membership. The selected topics for 2024 were:

- Artificial Intelligence – As these tools become ubiquitous, how do we tackle the instructional, academic integrity, and equity issues related to generative artificial intelligence?
- Digital Learning Economics – As higher education faces affordability challenges, what are the costs of digital learning and how can digital learning assist in making higher education more affordable and accessible?

These are timely and important topics that Hawai'i will be actively involved in and will benefit collaboratively from.

Return on Investment

Programs and Participation

Hawai'i is active in all three WICHE Student Access Programs: The Western Undergraduate Exchange (WUE), the Professional Student Exchange Program (PSEP), and the Western Regional Graduate Program (WRGP). WICHE provides Hawai'i a strong return on investment.

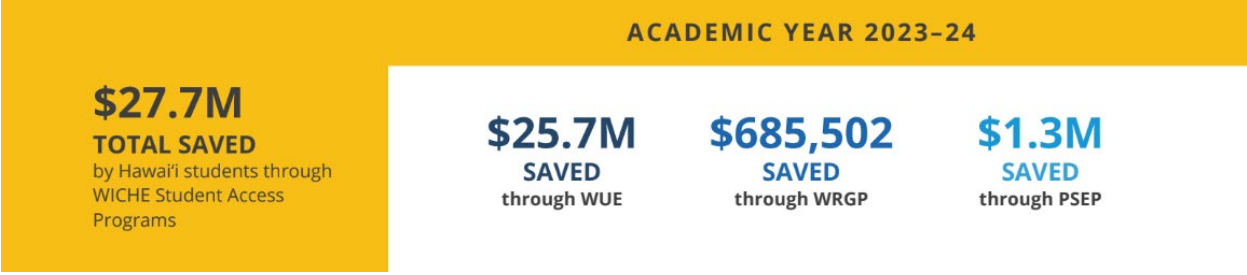


Figure 1 - HAWAII'S RETURN ON INVESTMENT
 Source: [Western Interstate Commission for Higher Education, Hawai'i Factsheet Academic Year 2024](#)

Hawai'i has been a trusted partner in regional collaboration, resource sharing, sound public policy, and innovation since 1959. This partnership continues to save the state and our residents \$27.7 million through WICHE's Student Access Programs in academic year (AY) 2023-2024—which is a 1,863% return on Hawai'i's investment through WICHE membership dues (\$164,000/fiscal year 2024) and appropriations from the State legislature of \$1,447,465 to support PSEP.

Western Undergraduate Exchange

The Western Undergraduate Exchange is the nation's largest regional tuition-savings program, which allows students from WICHE state and Pacific Island members to enroll in participating two- or four-year public colleges or universities located in another WICHE state or territory at a discounted tuition rate. Students can choose from over 164 participating WUE institutions that offer hundreds of majors and pay no more than 150% of that school's resident tuition (often much less than the non-resident tuition rate they would normally pay). Through WUE, out-of-state study becomes more affordable for most families. In the academic year 2023-2024:

- 2,120 Hawai'i graduates saved over \$25 million by attending other WUE participating schools.
- The top three out-of-state WUE schools of choice for Hawai'i graduates are: University of Nevada-Las Vegas (448), Oregon State University (222), and Northern Arizona University (205).
- More WUE students came to Hawai'i than left. In AY 2023-2024, 3,725 out-of-state students chose WUE schools in Hawai'i compared to 2,125 Hawai'i students who chose an out-of-state WUE school.

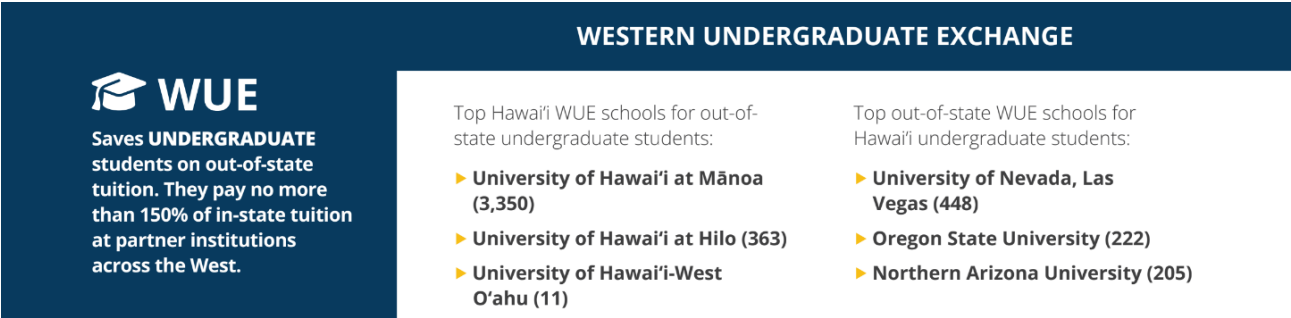


Figure 2 - WUE AY 2023-2024 STUDENT DISTRIBUTION
 Source: [Western Interstate Commission for Higher Education, Hawai'i Factsheet Academic Year 2023-2024](#)

Table 1. Western Undergraduate Exchange Program by Year

Academic Year	Hawai'i Students Out-Bound to Continental U.S.	Total Savings in Tuition and Fees	U.S. Continental Students In-Bound to Hawai'i
2023-2024	2,120 students	\$25.7 million	3,725 students
2022-2023	2,067 students	\$23.82 million	3,671 students
2021-2022	2,141 students	\$23.7 million	3,628 students
2020-2021	2,163 students	\$22.6 million	2,905 students

Hawai'i benefits from WUE in another way—by receiving students from out of state. Hawai'i's institutions can choose how many out-of-state slots to offer and in which areas, allowing them to make the best use of their resources by accepting students in under-enrolled programs. There's a workforce benefit for the state, too, as students often stay in Hawai'i after graduating.

Hawai'i institutions enrolled 3,725 WUE students from other WICHE states and territories, with the University of Hawai'i Mānoa enrolling the most.

Table 2. Breakdown by University of Hawai'i Campuses

4-Year	No. of Students
University of Hawai'i, Hilo	363
University of Hawai'i, Mānoa	3,350
University of Hawai'i, West O'ahu	11
University of Hawai'i, Maui College	1

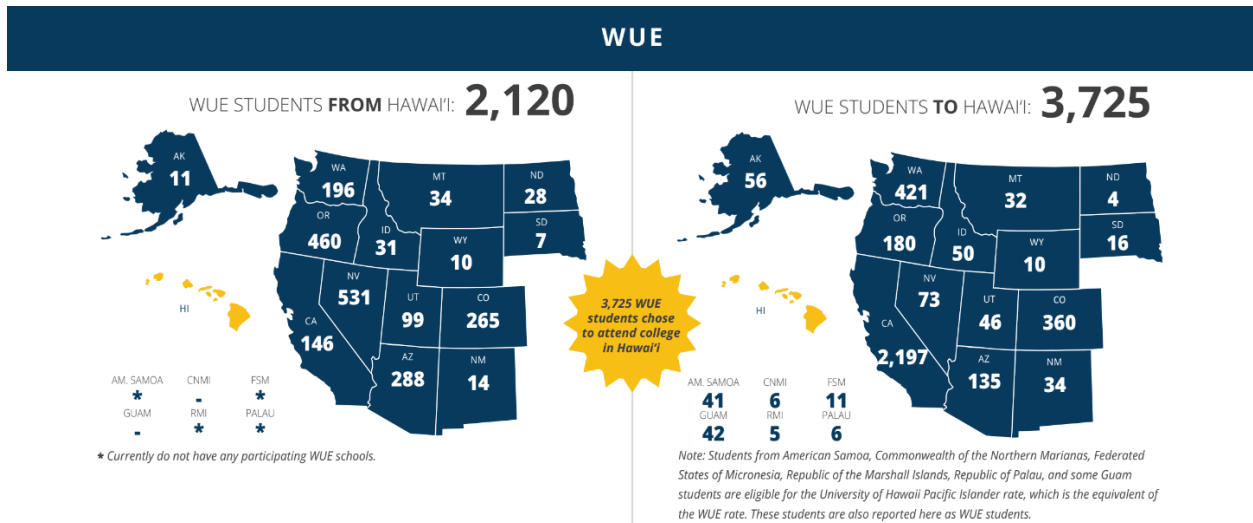


Figure 3 - WUE AY 2023-2024 STUDENT DISTRIBUTION

Source: Western Interstate Commission for Higher Education, Hawai'i Factsheet Academic Year 2023-2024

Western Regional Graduate Program

WRGP allows WICHE-region students to enroll out of state and pay no more than 150 % of resident tuition for more than 1,800 master’s, graduate certificate, and doctoral programs at more than 60+ participating public universities. Since public-university non-resident tuition rates are typically much higher than resident rates—sometimes by 300% or more—WRGP increases affordable higher education options for students and minimizes student loan debt.

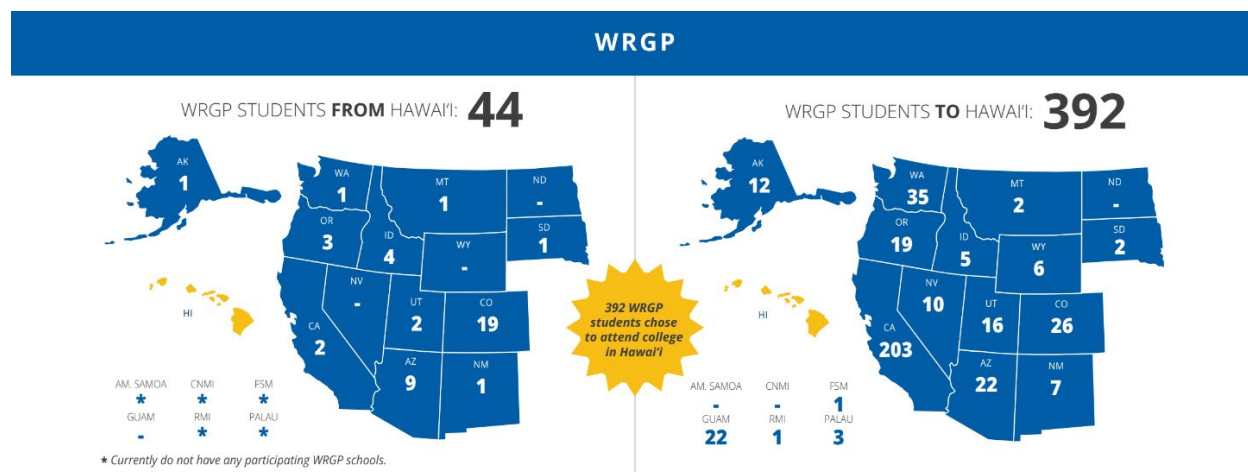


Figure 4 - WRGP AY 2023-20243 STUDENT DISTRIBUTION

[Source: Western Interstate Commission for Higher Education, Hawai'i Factsheet Academic Year 2023-2024](#)

WRGP remains an important alternative for students pursuing healthcare credentials (in such programs as audiology, speech language pathology, graduate nursing, public health, and psychology) not offered through WICHE’s Professional Student Exchange Program.

Hawai'i’s postgraduates participated in graduate programs through the Western Regional Graduate Program, which offers access to high-quality, distinctive programs at some 60+ institutions in all WICHE states. Additionally, while Hawai'i graduate programs received a significant increase in in-bound students in 2023-2024, we saw an increase in our local students taking advantage of WRGP in other states with more students this past academic year attending participating schools, which help to save our local students money.

- Hawai'i universities enrolled 392 WRGP students from other WICHE states.
- Top three out-of-state WRGP schools for Hawai'i students include the University of Arizona (6), University of Colorado-Denver (5), and University of Idaho (4).

Table 3. Western Regional Graduate Program Use

Academic Year	Hawai'i Graduate Students Out-Bound to Continent	U.S. Continent Students In-Bound to Hawai'i
2023-2024	44	392
2022-2023	39	389
2021-2022	38	308
2020-2021	38	190

[Source: Western Interstate Commission for Higher Education, Hawai'i Factsheet Academic Year 2023-2024](#)

Professional Student Exchange Program

PSEP provides affordable access to over 130+ healthcare professional programs in 10 eligible PSEP healthcare fields at 60 institutions—ranging from optometry to dentistry to veterinary medicine—for students in the western region. With out-of-state tuition for some healthcare programs often exceeding resident tuition by over 300%, this can be daunting for tomorrow's health professionals. It may saddle them in debt, force them to leave their community for more lucrative opportunities, or discourage them from pursuing a passion to heal.

In AY 2023-24, 557 students from 10 WICHE states and the Commonwealth of the Northern Mariana Islands received \$14.5 million (reflecting investment by their home-state legislatures) in tuition benefits through PSEP. Since its inception, PSEP has helped more than 15,900 students, many of whom return to their home states to fill key healthcare positions. WICHE is currently looking to implement recommendations from the 2023 PSEP Field Assessment and Review to ensure the program is an effective tool to meet the workforce needs of the west.

By participating in PSEP, Hawai'i offers local students the chance to realize their goal of pursuing a professional degree in a health profession not offered in our state. As a small state with limited options in health profession educational programs, this partnership with WICHE PSEP provides that bridge and access for our students to pursue educational opportunities in the fields of veterinary medicine, dentistry, and physical therapy, one of our most popular programs, just to name a few. While applicants must meet Hawai'i's residency requirements and be "certified" for PSEP participation, we have seen interest in this program grow steadily over the years.

Professional Student Exchange Assessment and Review/Commission Focus Group
PSEP participation peaked in 1986 and has since declined an average of 2% per year; this has resulted in 24% fewer graduates in 2022 than in 2003. WICHE region participation (sending and receiving students) has varied both over time and by healthcare field. For example, Arizona has participated in PSEP the most in terms of the number of graduates from Arizona. Other states with the most graduates between 2018 and 2022 include Montana, Nevada, Utah, and Wyoming. Among states that are funding PSEP students, Colorado has the largest percentage growth (80%, or four students) in resident graduates from 2018 to 2022, while Hawai'i experienced the largest growth in the number of PSEP students (33%, or four more students).

In the AY 2023-2024:

- 55 students paid reduced tuition for healthcare studies not offered by public institutions in Hawai'i, saving \$1.3 million.
- In AY 2023-2024, Hawai'i had a student who enrolled in one of our healthcare programs, and the receiving institution got \$34,950 in support fees to reduce the student's tuition costs.
- 62% of Hawai'i's PSEP graduates (from 2012 to 2021) returned home to practice; students are contractually required to return home and serve.

Below is an overview of the number of students the state of Hawai'i has supported over the last three academic years.

Table 4. Professional Student Exchange Program

Academic Year	2023-2024		2022-2023		2021-2022	
Professional Field	Total No. of Hawai'i Students Supported	Support Fees Paid	Total No. of Hawai'i Students Supported	Support Fees Paid	Total No. of Hawai'i Students Supported	Support Fees Paid
Dentistry	8	\$253,500	9	\$267,167	8	\$224,000
Occupational Therapy	5	\$91,800	5	\$69,883	3	\$39,067
Optometry	12	\$241,500	12	\$236,400	10	\$192,750
Physical Therapy	15	\$252,750	13	\$214,500	13	\$209,625
Veterinary Medicine	15	\$485,100	14	\$440,700	13	\$430,950
TOTAL SUPPORT	55	\$1,324,650	53	\$1,228,650	47	\$1,096,392

Source: Western Interstate Commission for Higher Education, Hawai'i Factsheet Academic Year 2023-2024

PSEP operates with the generous support of participating legislatures of WICHE member states and territories. The Hawai'i State legislature has consistently appropriated funds to buy down tuition costs for resident students to pursue professional degrees in selected healthcare fields. These funds are administered through WICHE and sent directly to enrolling university healthcare programs.

The per-student award amounts for each eligible PSEP field are approved biennially by the WICHE Commission, which most recently approved program support fee increases at the May 2024 WICHE Commission meeting. These increases are for AY 2025-2026 and AY 2026-2027. Program support fee increases, as outlined below, will apply to all fields that are served by PSEP, five of which Hawai'i participates in.

We annually get more than 90 to 100+ applicants who apply for Hawai'i PSEP funding and continue to see an interest and high demand in the areas of dentistry, physical therapy, and veterinary studies; however, because of our limited budget, we are only able to award minimal spots each year.

Table 5. Program Fee Increase for AY 2025-26 and AY 2026-27 Biennium

Professional Field	Max. No. of PSEP Funding Years Per Student	2024-25	2025-26	2026-27
Dentistry	4 years	\$35,700	\$37,250	\$38,875
Occupational Therapy	2 2/3 years	\$15,625	\$16,300	\$17,025
Optometry	4 years	\$20,575	\$21,475	\$22,400
Physical Therapy	3 years	\$17,225	\$17,975	\$18,750
Veterinary Medicine	4 years	\$35,400	\$36,950	\$38,550

Source: Western Interstate Commission for Higher Education, What's a PSEP Award Worth



“The WICHE program allowed me to achieve my goal of becoming a Physical Therapist and reduce the financial stress graduate school can cause. The WICHE program is one that I will forever be thankful for.”

*Bryson Naito - Hawai'i
 Doctor of Physical Therapy
 Touro University Nevada
 Class of 2021*

Future Considerations

The University of Hawai'i’s participation in WICHE, and especially in PSEP, is valuable to our state because residents are the true beneficiaries. WICHE allows local students to benefit from affordable access to higher education through WICHE’s three Student Exchange Programs. Interest in participating in these programs continues to grow. Through the PSEP program, Hawai'i has seen approximately 62% of students return home to practice.

HAWAI'I*			
Field	Total number of graduates	Number returned to state	Percentage returned
Dentistry	20	12	60%
Occupational Therapy	17	10	59%
Optometry	25	18	72%
Pharmacy	11	7	64%
Physical Therapy	45	27	60%
Veterinary Medicine	26	15	58%
HAWAI'I TOTAL	144	89	62%

Figure 5 - PSEP Graduate Return Rates by State and by Field, AY 2012-21

To continue supporting current students and expand scholarship opportunities for more Hawai'i residents, increased financial support from the legislature is essential. While we aim to help more local students pursue their education and return to serve their communities, the costs associated with the Professional Student Exchange Program are not static. Support fees for PSEP programs are projected to rise by at least 4% annually, and state dues are expected to increase by a minimum of 3% each year. The latest support fee amounts can be found here: www.wiche.edu/tuition-savings/psep/whats-a-psep-award-worth/. Without additional funding, it will become increasingly challenging to sustain tuition assistance for students currently in their programs and to offer financial support to more new students each year. To ensure we meet these goals, we urge legislative backing to raise PSEP funding levels in line with these rising costs.

Estimated Fiscal Impact of the Proposed PSEP Support Fees by State/Territory: AY 2025 and 2026 *(continued)*

HAWAII						
Field	No. of Students AY 2023	Approved Fees AY 2024	Projected Fees AY 2025	Projected Increase from AY 2024 to 2025	Projected Fees AY 2026	Projected Increase from AY 2025 to 2026
Dentistry	8	\$239,200	\$249,600	\$10,400	\$260,400	\$10,800
Occupational Therapy	5	\$78,125	\$81,500	\$3,375	\$85,125	\$3,625
Optometry	12	\$246,900	\$257,700	\$10,800	\$268,800	\$11,100
Physical Therapy	15	\$258,375	\$269,625	\$11,250	\$281,250	\$11,625
Veterinary Medicine	15	\$531,000	\$554,250	\$23,250	\$578,250	\$24,000
Total	55	\$1,353,600	\$1,412,675	\$59,075	\$1,473,825	\$61,150
Percent Change				4.36%		4.33%

Figure 6 – Estimated Fiscal Impact of Fee Increase