

# DLNR MISSION

Enhance, protect, conserve and manage Hawaii's unique and limited natural, cultural and historic resources held in public trust for current and future generations of the people of Hawaii Nei, and its visitors, in partnership with others from the public and private sectors.

Photo credit: Cindy Ellen Russell/Dec 25  
Honolulu Star Advertiser



Endangered Kiwikiu

## DLNR 24-25 Budget Summary

Goal: Sufficient capacity to manage our lands effectively and efficiently

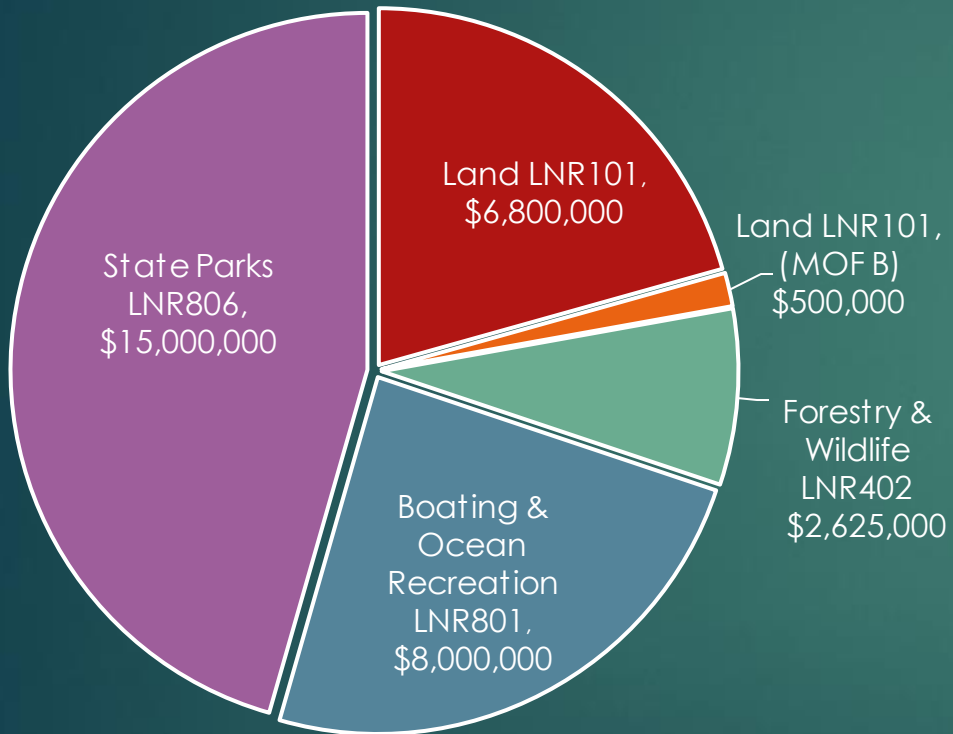
- Raise special fund ceilings to align with revenue increases
- Address staffing issues on multiple fronts
- Increase base general funds to:
  - ❖ attract Federal matching funds
  - ❖ increase protection of natural and cultural resources and address climate change



*Ke kāhuli leo le`a o ka nahele*  
The sweet-voiced kāhuli landshell of the forest

Ke kahuli leo le`a o ka nahele  
The sweet-voice kahuli land snail of the forest.

# Departmental FY25 CIP Supplemental Budget Request: \$32,925,000 (MOF C)\*



- LNR806 - Lump Sum Improvements at State Parks Facilities, Statewide (\$15,000,000)
- LNR402
  - West Maui and Upcountry Fire Suppression Dip Tanks (6), Maui (\$360,000)
  - West Maui and Upcountry Fire Prevention and Erosion Control, Maui (\$2,000,000)
  - Hilo Office Roof Replacement, Hawaii (\$265,000)
- LNR101
  - Shangri La Breakwater Removal, Oahu (\$700,000)
  - Demolition and Removal of Existing Improvements (Uncle Billy's), Hawaii (\$6,100,000)
  - East Kapolei Transit Oriented Development Project, Oahu (\$500,000 MOF B)
- LNR801 - Kawaihae North Small Boat Harbor, Hawaii (\$8,000,000)

\* Unless otherwise noted

# Staff Recruitment and Retention

Vacancy 27% (Table 11)

Recruitment Efforts FY22-23:

- ▶ 241 recruitments conducted; 11% increase over previous year.
- ▶ Filled 219 positions; 221% increase over previous year.

Recruitment and Retention Strategies FY23-24:

- ▶ Continue efforts to modernize the classification and recruitment system within the department:
  - Creating job classifications for today's needs and workforce.
  - Creating realistic career ladders to provide advancement opportunities, positioning DLNR as a career choice.
- ▶ Continue to participate in job fairs.
- ▶ Utilize the State's Telework Program as a retention tool.
- ▶ Explore other retention tools and opportunities.
- ▶ Shift from RCUH positions to DLNR positions



# LNR 101: Land Division

## Mission

Land Division is responsible for managing State-owned lands in ways that will promote the social, environmental and economic well-being of Hawaii's people and for ensuring that these lands are used in accordance with the goals, policies and plans of the State.

## Accomplishments in 2023:

- Began demolition of Uncle Billy's
- Secured CDUP for Shangri-La breakwater removal
- Completing urban design work for East Kapolei Development



Shangri-La Breakwater

# LNR 101: Land Division

FY 2024 - \$8,000,000 was appropriated for the demolition of Uncle Billy's Hotel, of which all funds have been encumbered and work has commenced.

For FY 2025 Land Division is requesting appropriations for:

## Operating Requests:

1. Public Land Trust Information System Update - \$900,000
2. Special Fund ceiling increase for fringe benefit adjustment - \$510,189

## Capital Improvement Projects:

1. Shangri La Breakwater Removal - \$700,000
2. East Kapolei Transit Oriented Development Project - \$500,000
3. Continue Demolition and Removal of Existing Improvements at Uncle Billy's \$6,100,000



Demolition Prep at Uncle Billy's



## LNR 101: Office of Conservation and Coastal Lands

- Regulates all Conservation District Lands including our mountains and beaches.
- Hosts the State Climate Change Mitigation Commission
- Fully staffed with five planners, a coastal lands specialist, a legal fellow, a policy advisor, and a science advisor.



Punalu'u Beach Park  
Ko'olauloa, O'ahu

# LNR 101: Office of Conservation and Coastal Lands (OCCL)

- Coastal restoration is critical to the culture and economy of Hawai'i
- In 2024 OCCL will move forward with coastal and beach related projects in Punalu'u and Waikīkī

No additional funds requested this year  
Current funding from:

- Beach Restoration Special Fund
- TAT funds
- State General Funds



2014

2022

Sea Level Rise at Punalu'u Beach, O'ahu

### Budget Request

Add three (3) positions and funds for Climate Commission Staff to address climate emergency


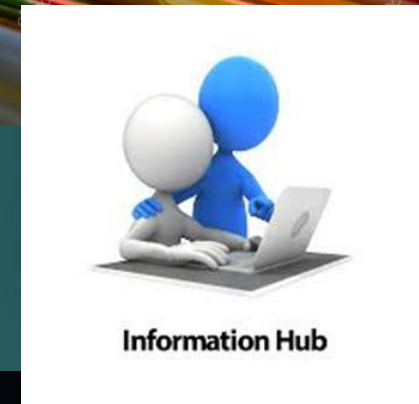
- Senior Climate Advisor (Exempt), \$75,000
- Administrative Assistant V, \$40,000
- Program Specialist IV, \$30,000
- Equipment \$9,000

## LNR 101: Climate Change Mitigation and Adaptation Commission (CCMAC)

- Provide policy direction, facilitation, coordination, and planning among state and county agencies, federal agencies, and other partners.
- Establish climate change strategies and goals
- 2024
  - Priority Climate Action Plan (March 1, 2024)
  - Begin Comprehensive Climate Action Plan (Final June 2025)
- Funding is from:
  - State General Funds


# LNR 111: BUREAU OF CONVEYANCES (BOC)

- The Bureau of Conveyances has approved ceiling increases for the FY24 – FY25 biennium of \$750,000
- As part of the FY24 ceiling, \$1.2M was successfully encumbered for support services to continue reduction of the long-standing Land Court Certification backlog
- No new request for FY25 so BOC will continue to build out its automation infrastructure to support staff, consumers, business and government by delivering more effective, user-friendly tools and services like the “BOC Information Hub”.



# LNR 111: BUREAU OF CONVEYANCES (BOC)

- Ensures the accurate, timely recording of all matters related to real property title for the State of Hawaii and preserves these records while making them securely accessible to the public
- In 2023, BOC continued the expansion of digitization and indexing of BOC documents including:
  - Digital enhancement of nearly 21M document images
  - Historical indexing of approximately 750,000 Regular System and Land Court documents
  - Expansion of searchable records online from 1992 back to 1976 adding approximately 5M more images
- Prioritized SBA recordings in response to Maui Wildfire



NOV 13 2014  
10:02 AM

STATE OF HAWAII )  
COUNTY OF KAUAI )

**SURVEYOR'S CERTIFICATION**

Doc T-1-002185  
CT 682722  
November 13, 2014 8:02 AM

Doc T-1-002186  
CT 682732  
November 13, 2014 8:02 AM

360SITE LLC being a limited liability company within the State of Hawaii having a licensed surveyor directly in charge, bearing Registration Number 9330, hereby certifies that the attached Condominium Map for the condominium project "Hanalei River Gardens", situate at Hanalei, Halakea, Kaa'i, Hawai'i, and identified by Tax Map Key No. (4) 5-4:004:009, accurately reflects the location and division of the apartment units and the dimensions of the limited common elements. To the best of our knowledge, the map depicts the layout, location, dimensions and numbers of the units substantially as built, and is consistent with the plans of the condominium's buildings as filed with the County of Kauai. Floor plans and elevations of the structures comprising the project are subject to a separate certification by a registered Hawaii architect or engineer.

*Geoffrey Noble*  
Geoffrey Noble (Managing Partner)

**WILLIAM L. TERRELL**  
LICENSED PROFESSIONAL LAND SURVEYOR  
NO. 9330  
HAWAII U.S.A.

0900  
**NOTARY ACKNOWLEDGEMENT**

State of Hawaii  
County of Kauai  
On this 8<sup>th</sup> day of December, 2013, before me personally appeared  
Geoffrey Noble  
To me known to be the person(s) described in and who executed the foregoing instrument and  
he executed the same as his free act and deed.

Witness my hand and seal  
*Sally J. Psaila*  
Sally J. Psaila  
My commission expires: 12/30/16

**SALLY J. PSAILA**  
NOTARY PUBLIC  
STATE OF HAWAII

# LNR 141 AND LNR 810: ENGINEERING DIVISION

The Engineering Division provides engineering services and technical assistance to support the implementation of capital improvement and repair and maintenance projects and administers the mineral resources and dam safety programs.

<https://dlnreng.hawaii.gov/>

## ACCOMPLISHMENTS IN 2023

- Implemented the majority of the Capital Improvement Program (CIP) funding for the Department. CIP expenditures totaled over \$24.6 million.
- Continued to develop and host the Flood Hazard Assessment Tool (FHAT) for many Hawaii stakeholders. <https://fhat.hawaii.gov/>
- Conducted dam safety training for over 200 owners and operators in each of the four (4) counties. Completed 25 risk assessments and 24 dam safety inspections.



Ko Road Central Mauka Rockfall Mitigation, Kauai—  
Attenuator drapery netting system installed in Fall  
2023

# LNR 141 AND LNR 810: ENGINEERING DIVISION

## FY 2024 Operating Funds:

- Supplemental other current expenses to support general funded positions (LNR 141, \$30,000)
- Legislative adjustment to add \$200,000 to the Soil and Water Conservation District program (administratively attached to DLNR established by Ch 180, HRS)
- Federal Fund ceiling increase (LNR 810, MOFP, \$240,758)

## FY 2024 Capital Improvement Program (CIP) Projects:

- Rockfall and Flood Mitigation, Statewide (MOF A, FY24 \$2,000,000/FY25 \$2,000,000) - Rockfall protection and mitigation improvements at Diamond Head State Monument, Oahu.
- Upolu Well Development, Hawaii (MOF C, \$1,500,000) - Supplemented previously released funds and encumbered into a construction contract.

## Highlights for 2024

- Develop an alternate contract delivery method to streamline and expedite the implementation of repair and maintenance projects.
- Continue risk assessments and safety inspections for 127 regulated dams, statewide.
- Advance flood risk training and outreach to improve mitigation actions and maintain Hawaii's eligibility in the National Flood Insurance Program (NFIP).



Waikamoi Dam No. 2 Spillway, Maui (MA-046)



# LNR 401: DAR Top Accomplishments

- 1) Implemented new Fisheries Rules to support sustainable Fisheries.
  - Establishment of a laynet permit to better regulate net fishing.
  - Establishment of fishing limits for important herbivorous reef fish
- 2) Development of sustainable finance mechanisms to support aquatic resources conservation and management.
  - Establishment of the Ocean Stewardship User Fee to support ocean stewardship projects, education, and outreach.
  - Progress toward the establishment of a non-resident marine fishing license to support sustainable fishing projects, outreach, and education.
- 3) Environmental response
  - Supported the Lahaina fire response effort by coordinating environmental response, monitoring, and remediation planning.
  - Responded to multiple boat groundings and plane crash to support response and coral remediation efforts.





# LNR 401: DNR Budget Highlights

## FY 24 Budget Highlights:

- ▶ Operating Funds: \$14,790

Status: Released December 1, 2023. Spend plan to support restoration, enhancement, monitoring and research projects and facility upgrades

- ▶ CIP: \$4.85 Million for Anuenue Fisheries Research Center

Status: planning and design phase in progress

- ▶ Ceiling Increase: \$800,000 increase to the Ocean Stewardship Fund

Status: Completed rule making and began collecting Ocean User Fee January 1, 2024

- ▶ Staffing: (2) Biologists and (1) Admin Specialist (P funded)

Status: Submitted re-org to establish positions

## FY 25 Budget Request:

- ▶ Ceiling Increase: Requesting \$1.6 million increase for Ocean Stewardship Fund and \$800,000 for Sport Fish Special Fund to accommodate new revenue



# Division of Forestry and Wildlife

Mission: To protect, manage, and restore natural and cultural resources in collaboration with the people of Hawai‘i

LNR172	LNR402	LNR407	LNR804
Forest Resources	Native Resources & Fire Protection	Natural Areas & Watersheds	Forest & Outdoor Recreation
	 		



Forestry and Wildlife

E Mālama Kākou i ka ʻāina



## LNR 102: Legacy Land Conservation Program

- FY 24 Allocations
  - \$1.5M ceiling increase to utilize existing Land Conservation Fund balance for land acquisition, allowing \$8.9M for competitive land acquisition and management grants and Turtle Bay debt service
- FY 25 Supplemental Requests (none)

## LNR 172: Forestry – Resource Management and Development

- FY 24 Allocations
  - Restoration of \$289K Recurring G172 Operational Funds cut in FY 22 > core management activities of the 700,000-acre state forest reserve system > forest health, clean water, sustainability, forest products, recreation
  - \$25M G172 Operating Costs > reduced to \$20M by Governor > released by B&F in December. Projects include land acquisition, improved forest management, forest inventory and analysis, reforestation, endangered species protection, invasive species emergency response, community forest stewardship, infrastructure renovations and improvements, motor vehicles, equipment
  - \$7M CIP for Maunawili Forest Purchase > currently negotiating purchase agreement
  - \$400K Maui Kona Storm Trail Repair, Kula Forest Reserve > reopen popular trails closed due to extensive storm damage
- FY 25 Supplemental Requests
  - \$7.5M Forest and Resource Management > forest health protection, reforestation and improved forest management to create fire resilient landscapes, wildlife habitat protection and management including critically endangered forest birds, watershed protection and management, sustainable forest products development



Forestry and Wildlife

E Mālama Kā kou I ka 'āina

# LNR 402: Native Resources and Fire Protection

## ➤ FY 24 Allocations

- \$1.5M for the Hawaii Invasive Species Council for statewide invasive species control
- \$500K Hawaii Ant Lab > control of invasive ants including Little fire ant emergency response
- \$4.3M CIP > Kawainui Marsh Protection > predator-proof fence and associated infrastructure
- \$500K CIP > Palamanui Community Forest Reserve Planning > currently negotiating a planning contract
- \$535K CIP > Facilities improvements > Oahu and Hilo baseyards, Lehua Seabird Sanctuary

## ➤ FY 25 Supplemental Requests

- \$10M Fire and Emergency Response Equipment
- \$7.425M Recurring Fire and Emergency Response Operations: pre-suppression/fuels reduction, fire recovery and restoration for fire resilient landscapes
- \$500K Hawaii Invasive Species Council for statewide invasive species emergency response
- \$360K West Maui and Upcountry Fire Suppression > dip tanks for wildland firefighting
- \$2M West Maui and Upcountry Fire Prevention and Erosion Control > pre-suppression, fuel breaks, vegetation rehabilitation and restoration, implement improved forest management prescriptions for fire resilient landscapes.
- \$265K Hilo Office Roof Replacement > critical infrastructure repair and maintenance



## LNR 407: Natural Area Reserves and Watershed Management

### ➤ FY 24 Allocations

- \$6.165M Maui Axis deer program > landscape scale control efforts to reduce impacts of Axis deer
- \$5M Watershed CIP > fence contracts for protection of 6,000 acres of native watershed forest
- \$500K CIP > Endangered snail enclosures for Maui and Oahu
- \$200K Baseyard Improvements – Kauai > security fence, roofing, gas tank remediation

### ➤ FY 25 Supplemental Requests (none)



## LNR 804: Forest and Outdoor Recreation

### ➤ FY 24 Allocations

- \$2M Recurring Trail Maintenance and Restoration, Forest and Outdoor Initiatives > road, trail, and access projects statewide
- [4] positions for Forest and Outdoor Recreation > construction, repair, management, maintenance of outdoor recreation facilities and features including roads and trails statewide
- \$250K Wildlife Revolving Fund Ceiling Increase > equipment and services for wildlife management improvements statewide

### ➤ FY 25 Supplemental Requests (none)



Forestry and Wildlife

E Mālama Kā kou I ka 'āina



DHHL Kawaihae  
Monitoring Well,  
Hawai'i

# LNR 404: Commission on Water Resource Management

- ▶ Protect the water resources of the State of Hawai'i while maximizing reasonable and beneficial uses of water for present and future generations.
- ▶ Three Branches:
  - Planning
  - Groundwater Regulation
  - Stream Protection and Management
- ▶ Accomplishments
  - Processing Lahaina Existing Use Permits
  - Adopted Maui Island Water Use and Development Plan Update
  - Permitted Red Hill Monitoring Wells

# LNR 404: Commission on Water Resource Management


- ▶ **FY23-24: \$4,583,190 OP; \$2,000,000 CIP**
  - GF \$3,035,789
  - GF Restrictions \$337,308 (10%)
  - SF \$1,210,093
  - Expenditures: 65% - Personal Services; \$1M USGS JFA – Monitoring
- ▶ **FY24-25: \$4,852,351 OP; \$3,000,000 CIP**
  - Special Fund ceiling increase for fringe benefits
  - \$2 M for Deep Monitoring Wells
  - \$1 M State and County Facility Reuse Plan



Waikapū, Nā Wai 'Ehā

## LNR 405: Division of Conservation & Resource Enforcement (DOCARE)

MISSION: To effectively uphold the laws that serve to protect, conserve and manage Hawaii's unique and limited natural, cultural and historic resources held in public trust for current and future generations of visitors and the people of Hawaii nei.



### FY 24 Budget Accomplishments:

- Division reorganization started to establish Academy Supervisory and Clerical Positions
- Initiated due diligence efforts for Central Oahu DOCARE substation land acquisition in Wahiawa.
- 41 new recruits distributed statewide

## LNR 405: DOCARE FY 25 Budget Request:

Request expenditure ceiling increase for Appropriation S-302 to aid in the Maui wildfire recovery.



- This request for an expenditure ceiling increase for S-302 will allow DOCARE to procure a vessel that will be used to assist in Maui wildfire recovery and reconstruction efforts
- This ceiling increase would allow for the use of the remaining \$521,473 in the account.

# LNR 801: DOBOR

## MISSION

Preserve Hawai'i's natural and cultural resources while ensuring public access to State waters and enhancing the ocean experience.

## ACCOMPLISHMENTS

- Lahaina Harbor Ferry Pier Improvements completed in 2023, but destroyed during the August 8 wildfire.
- Worked in coordination with the US Coast Guard to clear the Lahaina Harbor and entrance channel of more than 60 sunken vessels as well as associated debris.





# LNR 802: SHPD Accomplishments FY 22-23

- Pivoted to respond to assessment of Lahaina after Maui Wildfire
- Listed 29 Properties on the Hawaii Historic Places Register
- Gathered archival data and information on the cultural and natural resources of Ka'ena in support of its nomination as a National Heritage Area.
- Completed 2,001 Reviews



Baldwin Bookkeeper's House, Lahaina

DLNR IN THE NEWS, Jan. 3, 2024

## HONOLULU CIVIL BEAT

### **Unauthorized Demolition Occurs At Historic Marconi Telegraph Site On North Shore**

Civil Beat drone footage captured video of excavators discarding parts of the interior of the original 1914 power station, once the world's largest wireless communications center.

By Kirstin Downey, Jan. 3, 2024

Questions are being raised about what's happening behind the guarded gate at a remote site in Kahuku, home to a registered national historic landmark that is now gutted and roofless.

Behind prominent warnings that the site is a "controlled access zone" and amid no-trespassing signs, a nearly 100-acre parcel of oceanfront land zoned for agricultural uses houses a complex of buildings recognized as representing a time more than a century ago when Hawaii was at the forefront of the global wireless communications revolution.

The scenic property about a half-mile off Kamehameha Highway adjacent to Turtle Bay Resort was the focus of a multi-party agreement in 2021 that provided a federal loan guarantee allowing

# LNR 802: SHPD FY 25 Supplemental Budget Request

- Special Fund ceiling increase for fringe benefit adjustment  
Special Fund ceiling increase is needed to cover the increase in fringe benefits due to a higher fringe benefit rate (64.45%).
- Increase ceiling for Federal Fund  
Will provide SHPD with the authority to utilize all of the grant award to support requirements of the Federal Program.

## The Division of State Parks manages, regulates, and protects natural, scenic, and cultural resources for Hawai'i residents, visitors, and future generations



- Provide quality recreational, cultural, and interpretive experiences in a manner that minimizes public use conflicts and impacts to resources.
- 34,000 acres, 53 park units and 13 other areas of responsibility ranging from remote wilderness areas with primitive facilities to iconic state monuments and recreational areas with landscaped grounds, parking, and comfort stations.
- Parking, entry, camping and lodging fee increases, and the return of tourism have resulted in robust increases in special fund income.



Waimea Canyon State Park

# LNR 806 - What we are doing, Where we are going



- FY23 Ceiling Increase
  - Completed phase 1 of a 5-year plan to upgrade vehicle fleet
  - Addressed R&M projects: hazard tree trimming, and road repaving.
- FY24 The Administration released \$10 million in general funds of the \$50 million appropriated by the Legislature to include:
  - Implementing a prequalified contractor procurement process for repair and maintenance projects
  - Developing an asset management system to further reduce the need for CIP and R&M costs over time.
- Reduce reliance on CIP by using general and special fund income, examples include repaving the roads in Waimea Canyon and Koke'e State Parks and a restoration project at Hulihe'e Palace in Kona.
- FY25 The administration approved \$2,000,000 million in vehicle and equipment upgrades in State Park's 5-year plan.
- FY25 The administration approved lump sum CIP of \$15,000,000 to initiate shovel ready projects and complete current CIP projects that are short of funds at Wahiawa Freshwater Park, Koke'e State Park, Wailoa River, Hana Waysides and Initiate new CIP at Kealakekua Bay, Kaena Point (Mokuleia), Keaiwa Heiau SRA.



Hulihe'e Palace, Kailua-Kona, Hawaii



## LNR 906: Admin (Chair's Office, Staff Offices and Attached Boards and Agencies)

### Highlights:

**Administrative Services Office:** Implemented systems and training to streamline and standardize processes for better internal control and compliance.

**Information Technology Services Office:** Installed fiber optic lines in 6 remote offices across the state resulting in cost savings of over \$159,000.

**Human Resources Office:** Developing more effective recruitment strategies and job descriptions that better suit department needs.

**Communications Office:** Advanced camera and computer equipment allows creation of B-roll to ensure public is informed about DLNR events, meetings, and policies. Pivoted to provide on-going on-the ground coverage after the Lahaina Wildfire.

**Special Projects - Homeless:** On-going clean-up and coordination with outreach agencies. Debris and storage will be funded by divisions.

# LNR 907: Aha Moku

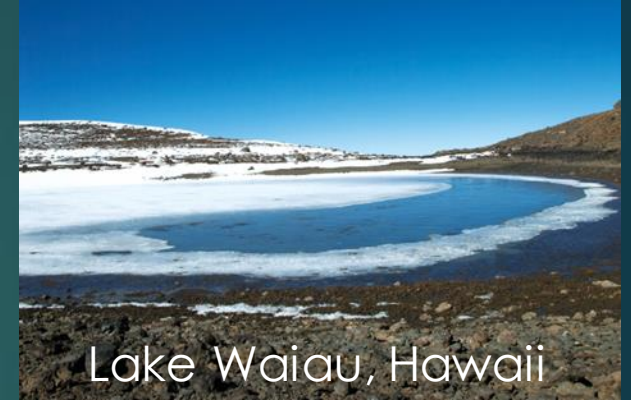
*Aha Moku is attached to the DLNR and may advise the Land Board Chairperson via Act 288 SLH 2012*

## FY 25 Supplemental Budget Request:

- None

## ACCOMPLISHMENTS

- Encouraged collaboration between disparate parties with different vision for the 'āina and moana.
- Brought a traditional land-ocean sustainable system to the government policy table.
- Integrated Kupuna/ Practitioner knowledge with modern conservation practices
- Ensured participation from all 8 islands





Coastal plantings



KIRC's Kihei Education/Operations Center



Removing marine debris

# LNR 908: Kaho'olawe Island Reserve Commission


## ACCOMPLISHMENTS

- Removed 6.8 tons of marine debris from Kaho'olawe Beaches
- Planted 10,000 coastal seedlings to protect fragile shoreline
- Expanded rare Kaho'olawe plant population through multi-agency partnership.

## REQUESTS

- Additional field staff (16 Positions, No Vacancies)
- CIP funding for future Kihei Education/Operations Center

# In August, DLNR pivoted to respond to the Maui Wildfires



SHPD-Assess of damage to historic buildings. Old Seamen's Hospital Building



DAR Water Sampling



DOFAW Crew at Olinda Fire



DOCARE- Security, Search and Rescue



ENG-coordination with other agencies



DOBOR and DAR Lahaina Harbor Boat Salvage



**Department of Land and Natural Resources  
Fiscal Biennium FB 2023-25 Budget Overview  
FY 2025 Supplemental Budget**

**A. Provide your agency's mission statement, strategic objectives, goals, and performance metrics. How will the agency measure progress? What milestones will be tracked?**

The Department of Land and Natural Resources (DLNR) comprises nine divisions: Bureau of Conveyances (BOC), Division of Aquatic Resources (DAR), Division of Boating and Ocean Recreation (DOBOR), Division of Conservation and Resources Enforcement (DOCARE), Division of Forestry and Wildlife (DOFAW), Division of State Parks (SP), Engineering Division (ENG), Land Division (LAND), and the State Historic Preservation Division (SHPD); four staff offices: Administrative Services Office, Human Resources Office, Information Technology Services Office, and the Office of Conservation and Coastal Lands; and the Chairperson's Office.

Administratively attached to DLNR are sixteen Boards and Commissions, including Board of Land and Natural Resources (BLNR), Commission on Water Resource Management (CWRM), Hawaii Climate Change and Mitigation and Adaptation Commission, Kaho'olawe Island Reserve Commission (KIRC), Legacy Land Conservation Commission, Natural Area Reserves Systems Commission, Game Management Advisory Commission, Hawaii Historic Places Review Board, Aha Moku Advisory Committee, Endangered Species Recovery Committee, Forest Stewardship Advisory Committee, Invasive Species Council, Island Burial Councils, Na Ala Hele Advisory Councils, Kaneohe Bay Regional Council, and Mauna Kea Stewardship Oversight Authority.

The DLNR's mission is to educate, enhance, protect, conserve, and manage Hawaii's unique and limited natural, cultural, and historic resources held in public trust for current and future generations of the people of Hawai'i Nei, and its visitors, in partnership with others from the public and private sectors.

The DLNR has approximately 1000+ employees and an operating budget of \$366,285,801 for fiscal year (FY) 2024 from all means of financing. DLNR works in partnership with federal, county, and other state agencies, as well as community groups, non-profit organizations, and private landowners, to carry out its mission.

DLNR is responsible for managing or overseeing:

- 1.3 million acres of Hawaii's public lands in forests, parks, and other natural areas
- 3 million acres of state ocean waters (including all fisheries, coral reefs, small boat facilities, and ocean recreation)
- All freshwater resources (including more than 376 perennial streams and all ground water aquifers)
- Historic and cultural sites
- Forests and watersheds
- Public beaches

- State parks (including 50 parks encompassing 30,000 acres on 5 major islands)
- Regulation of dams and reservoirs
- Rockfall mitigation (on public lands)
- Endangered species protection
- Invasive species control
- Regulating 3 million acres of land in the Conservation District

## **Land Management Division -- LNR101**

### **Land Division (LAND)**

Land Division's purpose is to ensure the effective and efficient use of miscellaneous public lands not otherwise set aside to other agencies, in ways that fulfill the public trust obligations and promote the sustained social, environmental, and economic well-being of Hawaii's people. The Land Division acquires land needed for public purposes such as protection of conservation and natural resource lands and works with the Land Board to obtain approval to transfer the management of lands to other government agencies for their respective uses through executive orders and disposes of land to the private sector through leases, licenses, grants of easements, revocable permits, and rights-of-entry. The Land Division manages about 300 or so short-term permits and 2,000 or so longer-term dispositions such as leases and easements, statewide, for commercial purposes, and a handful of residential leases and permits. The Land Division also maintains an inventory of State lands and is a repository of government land documents dating back to the Great Mahele of 1848.

### **Office of Conservation and Coastal Lands (OCCL)**

The mission of the Office of Conservation and Coastal Lands (OCCL) is to protect and conserve Conservation District lands and beaches within the State of Hawai'i for the benefit of present and future generations, pursuant to Article XI, Section 1, of the Hawai'i State Constitution, through regulation of uses of public and private lands in the Conservation District. These lands encompass our State's terrestrial and marine environments, with special emphasis on coastal areas and beaches. OCCL seeks to balance the conservation of the State's unique and fragile natural resources with development of these resources for the good of the State.

### **Bureau of Conveyances (BOC) -- LNR111**

The mission of the Bureau of Conveyances is to serve and protect the public by providing for an accurate, timely, permanent, and accessible system for recording, maintaining, and preserving land title documents, related maps and facilitating Uniform Commercial Code filings.

### **Division of Aquatic Resources (DAR) -- LNR401**

The mission of the Division of Aquatic Resources is to work with the people of Hawaii to manage, conserve, and the State's unique aquatic species and ecosystems for present and future generations.

### **Division of Forestry and Wildlife (DOFAW) -- LNR102, LNR172, LNR402, LNR407, LNR804**

The mission of the Department of Land and Natural Resource's Division of Forestry and Wildlife is to protect and manage watersheds, native ecosystems, and cultural resources, and provide outdoor recreation, sustainable forest products, and ecosystem services through management, partnerships, community involvement, and education.

### **Engineering Division (ENG) -- LNR141, LNR810**

The Engineering Division administers programs to: (1) provide engineering services to other divisions of the Department to execute Capital Improvements Program (CIP) and/or operating, maintenance and repair projects; (2) reduce the risk to people, property, and natural resources from natural hazards and the failure of dams and reservoirs, through planning, management, mitigative efforts, education and administration of compatible regulatory programs (including the National Flood Insurance Program – NFIP); (3) effectively manage geothermal resources and its development to protect the health and safety, and to ensure continued viability of the resource for the future; and (4) promote economic development and enhance public welfare by developing water supplies and state lands in support of State-sponsored projects.

### **Commission on Water Resource Management (CWRM) – LNR404**

The mission of CWRM is to protect the water resources (ground and surface water) of the State of Hawai'i for the maximum beneficial use of water by present and future generations. The Commission serves as the primary steward of the water resources public trust and exercises exclusive jurisdiction in all matters relating to the implementation and administration of the State Water Code (Hawai'i Revised Statutes Chapter 174C). Implementation of the State Water Code is achieved through a comprehensive program consisting of long-range planning, hydrologic data collection and analysis, resource monitoring, and regulatory controls and enforcement within established rules, regulations, and guidelines adopted by the Commission. The four (4) branches of the Commission are 1) Planning 2) Stream Protection and Management 3) Ground Water Regulation and 4) Survey.

### **Division of Conservation and Resources Enforcement (DOCARE) -- LNR405**

The Division of Conservation and Resources Enforcement (DOCARE) has primary responsibility for the enforcement of laws created to manage, protect, and conserve Hawaii's unique and limited, natural, cultural, and historic resources. DOCARE is responsible for patrolling and monitoring 3 million acres of marine waters, the largest tropical forest in the nation; the 11th largest forest reserve in the nation of which over 1 million acres have been set aside for hunting; 1.2 million acres of state-owned lands; 2 million acres of conservation lands and 23,000 acres of inland surface waters. Throughout the State, DOCARE officers are required to serve a resident population of approximately 1.4 million and approximately 9 million visitors that utilize Hawaii's resources on a regular basis.

### **Division of Boating and Ocean Recreation (DOBOR) -- LNR801**

The mission of the Division of Boating and Ocean Recreation is to enrich the lives of people of all ages, both residents and visitors alike, by providing ocean-based opportunities, facilities, activities, skill development, and area management including boating of all types, saltwater fishing, surfing, sailboarding, diving, ocean swimming, and other ocean activities.

### **State Historic Preservation Division (SHPD) -- LNR802**

The mission of the State Historic Preservation Division is to develop and maintain a comprehensive program of historic preservation through review of projects to assess potential impacts to historic properties, and to promote the use and conservation of historic properties for the education, inspiration, pleasure, and enrichment of the citizens of Hawai'i.

### **Division of State Parks (State Parks) -- LNR806**

The mission of the Division of State Parks is to manage, maintain and enhance state park operations and infrastructure and programs for the public by providing statewide administrative and interpretive services, formulating overall policies and plans, and determining current and future needs for state parks and Land and Water Conservation Fund supported activities. To provide public safety and quality to recreational and cultural park experience while minimizing potential impacts to natural and cultural resources when developing and operating state parks.

### **LNR-Natural Physical Environment (Admin) -- LNR906**

DLNR Administration's objective is to enhance the effectiveness and efficiency of the Department by formulating policies, directing, and coordinating operations, fiscal management, information technology, communications, and personnel, and providing other core administrative and support services.

### **Aha Moku Advisory Committee -- LNR907**

The mission of Aha Moku Advisory Committee is to bring the people (Na Iwi O Ka'Āina) and the public trust, and their voices and decisions forward to all policy makers regarding the sustainability and perpetuation of all natural and cultural resources connected to the akua that created the aina/land, and 'aina from which the kanaka was born.

### **Kaho'olawe Island Reserve Commission (KIRC) -- LNR908**

The Kaho'olawe Island Reserve Commission (KIRC) was established, under the Hawai'i Revised Statutes – Chapter 6K, to manage Kaho'olawe, its surrounding waters, and its resources, in trust for the general public and for a future Native Hawaiian sovereign entity. The KIRC is placed administratively under the DLNR. The KIRC depends upon the Department for its fiscal and personnel support functions. All other functions required to operate the Reserve are conducted from the KIRC's Wailuku, Maui office.

The mission of the KIRC is to implement the vision for Kaho'olawe, in which the kino (physical manifestation) of Kanaloa is restored, and nā po'e (people of) Hawai'i care for the land through the meaningful, safe use of Kaho'olawe for the purposes of the traditional and cultural practices of the Native Hawaiian people, and the restoration of the island and its waters.

The objectives of the KIRC are to: protect and manage the use and resources of the Kaho`olawe Island Reserve; provide safe and meaningful public access to the Kaho`olawe Island Reserve; restore the devastated landscape of Kaho`olawe; and care for the island's unique cultural and historic resources.

### **Mauna Kea Stewardship & Oversight Authority -- LNR909**

The Mauna Kea Stewardship and Oversight Authority (Authority) was established for the governance of the summit region of Mauna Kea as a spiritual and special place of significance that is home to cultural landscapes, fragile habitats, and historical and archaeological artifacts. The Authority will, for five years, co-manage the Mauna Kea lands with the University of Hawaii. Starting on July 1, 2028, the Authority will be the sole authority for the management of Mauna Kea lands as defined by Act 255, SLH 2022. The Authority will manage the land uses, human activities, other uses and access, stewardship, education, research, disposition, and overall operations of Mauna Kea lands.

**B. Discuss how current state-wide conditions have affected your division's operations and the ability to meet goals. Identify and discuss notable performance measures, expected outcomes, and recent results.**

### **Land Management Division -- LNR101**

#### **Land Division (LAND)**

Land Division has been affected by sea level rise and homelessness. Sea level rise has caused an increase in the number of applications processed for rights-of-entry and easements for shoreline protection measures. The homelessness crisis has consumed significant staff time in cleanup of unencumbered lands, locating lands for possible 'ohana zone shelters, and even required the surrender of a base yard used by Land Division and other divisions of the department for use as a homeless shelter.

An objective measure of effectiveness has been the amount of annual revenues generated by the Land Division for the Special Land and Development Fund for the use and expenditure by the Land Division and other conservation and natural resource protection offices in the Department. Another objective measure is the number of applications processed for land dispositions (e.g., for permits, leases, rights of entry, easements, etc.) and shoreline certifications. Subjective measures of effectiveness include staff involvement and work on projects having significant statewide importance. Some examples of on-going projects are the expiring military and other federal leases statewide, enforcement and dispositions involving shoreline encroachments, water leasing/licensing, etc. Potential future challenges might include the negative economic impacts of higher interest rates and inflation throughout the Country.

The Land Division administers the Special Land and Development Fund (SLDF). In the fiscal year ending June 30, 2023, the Land Division generated about \$22 million in revenues for the SLDF and expended about \$8.16 million. The Land Division transferred a net amount of about \$6.47 million to divisions and programs within the Department. The Land Division also paid to OHA \$2.7 million in public land trust proceeds.

In the fiscal year ending June 30, 2023, the Land Division had issued 33 dispositions involving permits, leases, easements and set asides to other federal, state and county agencies. The Land Division also received and processed 113 shoreline certification applications and processed 5 due to among other reasons a staffing vacancy for part of the year.

The Land Division participated in the Hawaii Interagency Council for Transit Oriented Development and is in the pre-planning stage for the development of lands in East Kapolei, Oahu and Pūlehuui, Maui. The Land Division is also in the process of demolishing and abating Uncle Billy's on Banyan Drive and working on a development agreement on the Country Club site.

### **Office of Conservation and Coastal Lands (OCCL)**

The OCCL is engaged in major beach management and restoration efforts statewide. A final Environmental Impact Statement (EIS) for major improvement project in Waikīkī is being finalized. OCCL anticipates submitting a Conservation District Use Application for the Waikīkī project. OCCL is also engaged in a small-scale project in Punalu'u.

OCCL saw a slight increase in the number of applications for new land uses during the fiscal year, which in turn was a significant increase over the number that were received during the height of the Covid-19 epidemic. Conversely, OCCL saw a significant increase in the number of potential conservation district violations involving shoreline structures. This is presumably triggered by rising seas and the increase in coastal erosion along vulnerable shores.

In FY 2023 OCCL processed approximately 6 Conservation District Use Applications, 84 Site Plan Approvals, 1 loko i'a restoration permit, 5 emergency permits, 12 shoreline encroachments, 1 small-scale beach restoration permit, and 206 correspondences. OCCL opened investigations into 23 alleged conservation district land use violations. OCCL has presented 7 major alleged violation cases regarding work in the shoreline to the Board of Land and Natural Resources.

OCCL has initiated talks with community groups across the state to use Beach Funds to develop beach and coastal restoration projects in underserved areas. OCC manages the Hawaii Climate Change Mitigation and Adaptation Commission, which has just released the five-year update to the Hawaii Sea Level Rise Adaptation Report.

### **Bureau of Conveyances (BOC) – LNR111**

The Bureau of Conveyances' daily operations, revenues and expenses are directly impacted by the volume of recordings, which is largely depending upon real estate market conditions and the overall health of the State of Hawaii and national economy.

Revenues from document recording fees, certified copies, and user fees totaled \$6,172,476 in FY23. Although these revenues have declined 30% over FY22, they were still sufficient in covering operating expenses primarily due to vacancies. In FY24 and FY25, the Bureau is anticipating a continued downward trend in revenues from the impacts of economic uncertainties including lingering inflationary pressures from higher interest rates and the anticipated recession that will slow the State and National economy. Given these conditions, revenues should still be sufficient to cover the FY24 projected operating expenses due to our continuing specialized and difficult to fill position vacancies.

## **Division of Aquatic Resources (DAR) -- LNR401**

Hawai'i continues to experience unprecedented changes to our marine environments caused by climate change in the form of increased ocean temperatures, sea level rise, ocean acidification, and more severe and frequent storm events. The impacts of climate change are exacerbated by land-use issues contributing sedimentation, pollutants, sewage, and marine debris. The Division is especially experiencing increase necessity to respond to environmental disturbance events from natural disasters to reef damage events. In addition, there is increased interest to enhance Hawaii's natural marine infrastructure (coral reefs and estuaries) so that these ecosystems can protect Hawaii from storm events by dissipating wave energy.

DAR currently works to improve conditions in the state's aquatic environments by using tools including fisheries management, permits, marine managed areas, education, environmental response, invasive species control, and restoration.

DAR has identified four pillars to support effective management, as well as a course of action that addresses the challenges and opportunities associated with each component. The four pillars of Holomua Marine Initiative are: 1) Place-based planning, 2) Pono practices, 3) Monitoring, and 4) Restoration.

DAR staff are actively working across the state on all four pillars and continues to create partnership opportunities for communities and DAR to effectively manage marine resources.

DAR will work in collaboration with community members to identify and implement actions for these pillars through the Holomua Marine Initiative. The goal of the Holomua Initiative is to "implement a comprehensive strategy focused on effectively managing nearshore marine areas around each main Hawaiian island by developing and carrying out management frameworks that place an emphasis on community participation, cultural relevance, and maximized effectiveness in all stages of management."

**Place-based Planning:** Place-based planning describes a process that brings together the values, users, experiences, activities, and science associated with a specific geographic location. Place-based planning aims to balance the needs of a local community with the health and long-term sustainability of the nearshore ocean environment.

Each of the main Hawaiian Islands is home to unique marine species and habitats. These differences influence how communities interact with and use marine resources, as well as the desired management goals for each place. Successful place-based planning in Hawai'i must take into consideration both the obvious and nuanced differences in each place by engaging with community members who live, work, and play in these areas.

**Pono Practices:** Pono Practices refer to the set of tools used to manage human activities in ways that ensure abundance for present and future generations. In 'Ōlelo Hawai'i, one of the meanings of pono is "righteousness." Pono practices call upon people to do what they feel is proper and morally correct regarding marine resource use. Pono also means "balance" and refers to finding the balance in our relationships with other things, places, and people to promote sustainable use and stewardship for future generations.

The goal of the Pono Practices pillar is to increase responsible behavior to minimize the impact of human activities in our nearshore waters through a mix of education and outreach, strengthened enforcement, and improved regulations. DAR promotes pono practices through the following focus areas:

- **EDUCATION AND OUTREACH:** Education and outreach programs encourage people to make responsible decisions by improving awareness of our unique resources and how best to care for them.
- **ENFORCEMENT:** Promoting compliance and upholding conservation rules are essential to increase management effectiveness and improve the overall health of nearshore environments. The Division of Conservation and Resources Enforcement (DOCARE) is the law enforcement agency of DLNR. DOCARE is responsible for enforcing regulations that serve to protect, conserve, and manage Hawai'i's unique and limited natural, cultural, and historical resources.
- **FISHING REGULATIONS:** Rules aimed at mitigating the impacts of human activities provide clear standards and instructions concerning what can and cannot be done in marine spaces to address the threats and challenges facing our nearshore waters today and promote sustainable harvest.

**Monitoring:** Monitoring refers to the observation and collection of information and measurements to detect changes and progress of something over time. Many types of monitoring are needed to understand ecosystems and the impacts of changing conditions on those ecosystems. Specific measurements or observations that reflect the components and condition of an ecosystem are called indicators. A broad range of indicators are used by DAR to track and measure the status of nearshore resources.

DAR's current monitoring programs include:

- Status of reef fish populations (e.g., are there more and bigger fish or fewer and smaller fish?)
- Fishery catch and effort information through commercial marine license fishing reports
- Recreational fisheries catch and effort data through shoreline Hawai'i Marine Recreational Fishing Surveys and creel surveys
- Status of mobile invertebrates (such as urchins and sea cucumbers)
- Health of corals (health, impacts of bleaching events and unintentional ship groundings, reef habitat/structure mapping)
- Status of aquatic invasive species (AIS) (how can we prevent, detect, rapidly respond, and manage these threats to our aquatic resources)
- Status of management's effect on communities' connections to nearshore places through socio-cultural monitoring of existing MMAs.



**Restoration:** The Restoration pillar is focused on protecting Hawai'i's nearshore marine ecosystems by preventing further damage and restoring degraded habitats and fisheries. Healthy and functioning ecosystems provide direct benefits to people, these benefits are referred to as ecosystem services. Some examples of ecosystem services provided by a healthy nearshore environment include shoreline protection from the damaging effects of waves and storms, as well as jobs and food.

This pillar refers to active rebuilding and replenishing actions to help improve nearshore habitats toward a healthier condition. Also included in this pillar is efforts to prevent further degradation of nearshore ecosystems by reducing and eliminating threats such as invasive species introduction, degraded water quality, disease, and environmental damage.

**CORAL RESTORATION:** DAR's coral nurseries are state-of-the-art facilities recognized globally for pushing the front lines of coral restoration technology. As a result, the nursery can grow approximately 220 large, module pyramids of coral each year for out-planting to speed recovery in areas where a reef has been damaged or destroyed. A vital part of Hawai'i's coral nursery is its Rare Hawaiian Coral Ark, which banks 50 species of rare corals. The ark not only houses specimens that contain critical genetic information about coral species found nowhere else on earth, but also keeps them safe from natural and man-made disasters. The coral ark can help restore rare corals after bleaching or other devastating events.

**WATERSHED PROTECTION AND RESTORATION:** DAR is contributing to multiple projects involving watershed restoration throughout the state, including in places like He'eia, Honouliuli, Kohala, and West Maui. Wetlands serve as the last stop before water enters the coastal marine ecosystem. Functioning wetlands act as natural filters and fish nurseries that improve water quality, increase fish biomass, and support ecosystem resilience in connected nearshore habitats. Some of the projects include removal of invasive fish species like tilapia from streams and estuaries; ungulate removal and protective fencing to prevent mauka degradation; collaborative monitoring of anchialine ponds to protect the rare and endemic species that live there; and monitoring fish communities after invasive plant removal. DAR works in partnership with conservation and community organizations to support and advance these restoration efforts. Expansion of these partnerships will increase the effectiveness and success management actions proposed by communities through the Holomua Marine Initiative.

**CORAL BLEACHING RESPONSE:** Bleaching occurs when corals are stressed, often from extreme heat waves that last for several weeks or even months. Hawai'i has experienced multiple bleaching events over the last five years, which has resulted in widespread coral mortality throughout the state. DAR has created a coral bleaching recovery plan to address the increasing frequency of these events. The plan details actions for DAR to mitigate damage and promote recovery from the effects of bleaching events.

**AQUATIC INVASIVE SPECIES (AIS):** A major threat to biodiversity in Hawai'i is invasive species, where species have evolved in isolation causing Hawai'i to have a high rate in endemism but also be extremely susceptible to invasion. Competition, predation, and habitat shifts caused by invasive species can add stress to ecosystems already encountering other pressures. The major vector for marine introductions is shipping, with an island chain reliant on the daily ship arrivals.

In addition, aquarium releases, aquaculture, and aquatic plant sales pose a risk. DAR prevents species introductions primarily by conducting ballast water risk assessments on commercial vessel arrivals and supporting modern best practices to manage ballast water and hull fouling. The team is also working with other agencies and partners to drive policy directives regarding ballast water, hull fouling, and high-risk imports.

**Division of Forestry and Wildlife (DOFAW) -- LNR102, LNR172, LNR402, LNR407, LNR804**

The Division of Forestry and Wildlife (Division) is responsible for the stewardship and management of approximately one million acres of land – a quarter of all the land area in Hawai'i designated as Forest Reserves, Wildlife Sanctuaries, Natural Area Reserves, Public Hunting Areas, and Na Ala Hele trails. Through voluntary, collaborative partnerships, the Division assists in managing another one million acres of partnership lands that protect Hawaii's natural and cultural heritage as well as our source of clean, fresh water, and home to more endangered species than any other state in the nation.

The Division's top priority is providing a sustained and abundant water supply, and recent support by the Legislature has enabled the Division to increase watershed lands protected against damage by feral ungulates and invasive species from 10% to 21% over the last 12 years. The Sustainable Hawai'i Initiative calls for the protection and management of 30% of watershed lands by 2030 to ensure our forests provide for the recharge of freshwater supplies. In addition to state-owned watershed areas, the Watershed Partnership Program supports management across one million acres of land through voluntary alliances of large landowners committed to maintaining their forest lands for the water they provide. Sixty-six percent of the forest lands in Hawai'i are privately-owned, and the State, with support from federal partners, works to provide expertise and support to private landowners to assure that forest lands remain in forests via Hawai'i's Forest Stewardship, Forest Legacy, Urban and Community Forestry, Natural Area Partnership, and Legacy Land Conservation programs. Another component of the Sustainable Hawai'i Initiative is the implementation of the Hawai'i Interagency Biosecurity Plan. The Division administers the interagency Hawai'i Invasive Species Council, which develops an annual interagency budget to implement cost-saving prevention, control, research, and outreach projects in line with the Hawai'i Interagency Biosecurity Plan.

Another top Division priority is to manage wildland fire impacts on natural resources and the wildland-urban interface. Large wildland fires are not a natural part of Hawaii's landscapes, and the Division is the primary wildland fire responder on more than 25% of the state's land area. In addition, the Division assists HI-EMA and the counties during other emergencies and natural disasters such as hurricanes, lava flows, and floods.

Wildland fires threaten public health and safety, damage native ecosystems and property, lay the groundwork for invasive species invasions, and erode watershed function. Recent investments in wildland fire infrastructure and dedicated fire suppression funding have allowed the Division to be more effective in fire-fighting efforts and have improved the Division's capacity to manage large emergency incidents such as floods, hurricanes, and lava flow events.

Mitigating climate change impacts is a major challenge for the Division, influencing our work from forest health, wildland fire, and invasive species control to rare species management and

extinction prevention. Planning is underway to develop contingencies for anticipated climate change scenarios such as sea-level rise, longer drought periods with intermittent extreme rainfall events, and forest health challenges including the movement of forest diseases, pests, and invasive species. Novel management strategies are needed to prevent the imminent extinction of several of Hawaii's endangered forest birds due to disease spread because of climate change-induced mosquito range expansion and the subsequent spread of avian malaria. The Plant Extinction Prevention Program has successfully kept at-risk plant species from going extinct under its watch, but a reduction in federal funding has eliminated much of the program's funding, and without additional support, the state may return to a previous extinction rate of one plant species per year. The Division is poised to support climate change mitigation measures through carbon sequestration. Tree planting is a cost-effective and natural way to capture and store carbon from the atmosphere and provides multiple ecosystem benefits. The Division is looking for opportunities to scale-up tree planting efforts to help the state meet its carbon-neutral goals.

### **Engineering Division (ENG) -- LNR141, LNR810**

More severe and frequent storm events resulting from climate change have impacted operations of the Engineering Division. The Division continues to assist the Department in the on-going recovery efforts due to the wildfires on the islands of Maui and Hawaii by coordinating with the Hawaii Emergency Management Agency to secure FEMA federal funds. The Division is also aware that severe rain events or earthquakes could have a detrimental effect on dams and reservoirs. Protecting public safety by minimizing the risk of a dam failure is one of our highest priorities. The Division will continue conducting routine inspections of the State's 127 regulated dams, issuing dam safety permits or enforcement actions to ensure dam owners diligently work toward bringing their dams into compliance.

Millions of dollars appropriated for Capital Improvement Program (CIP) projects and maintaining staff capacity to execute/expedite these projects continue to improve DLNR facilities and create jobs to stimulate and boost the economy. Performance measures include timely implementation of projects and expenditure of project funds.

The inability to fill vacant engineering positions has made achieving the Division's project and expenditure goals more challenging. We believe that the low unemployment rate and less competitive salaries compared to private and other government sectors contribute to the small and less qualified pool of candidates. To address this issue, we are currently taking full advantage of the Wikiwiki Hiring process, recruiting at all levels, and redefining positions as needed to allow greater flexibility.

### **Commission on Water Resource Management (CWRM) - LNR404:**

Water is Hawaii's most important natural resource. Its protection and preservation are directly linked to health, welfare, and quality of life. As the State approaches the limits of its water resources, effective and proactive plans and strategies should be in place to optimize and conserve water use, to best allocate existing resources, and to implement measures to best meet future needs and competing interests, while protecting public trust uses and sustaining our water resources. A variety of factors are affecting CWRM's operations and its ability to meet goals and uphold its public trust responsibilities. This includes:

- **Funding and staff:** Despite CWRM's broad and overarching authority to manage, protect, and regulate water resources statewide, CWRM lacks the funding and staff needed to fulfill its responsibilities. CWRM operates on an annual budget of \$4.5 million. Most of this funding supports CWRM's 33 staff positions and the annual USGS contract for statewide hydrologic data collection with very little left over to carry out the extensive authorities outlined in the State Water Code (HRS 174C). Given the range of water challenges currently facing Hawai'i, there is an urgent need to adjust CWRM's capacity through increased and adequate funding and staff. More staff will allow CWRM to engage with communities ahead of contentious issues and avoid conflict, conduct research and monitoring essential to ensure the long-term sustainability of the State's water resources and the protection of public trust uses, respond to water-related inquiries and petitions in a timely manner, conduct enforcement and hold permittees accountable, and ensure timely updates to the Hawai'i Water Plan by engaging early and often with agency preparers and stakeholders. While CWRM is committed to seeking funds from a variety of non-State sources and federal grants, the lack of staff inhibits CWRM's ability to apply for and manage grant opportunities. In addition, the majority of grants have matching requirements, which CWRM cannot meet given its limited base budget.
- **Data and monitoring:** Monitoring is critical to ensure the protection of Hawai'i's water resources. Hydrologic data and studies are used to monitor climate change, inform regulation, recharge rates, surface water-ground water interactions and the impacts on traditional and customary (T&C) practices and determination of sustainable yields. Unfortunately, CWRM's current hydrologic data collection network (stream gaging stations, deep monitor wells, etc.) is very limited. To supplement the lack of in-house monitoring, CWRM enters into an annual joint funding agreement with the U.S. Geological Survey (USGS) for statewide hydrologic data collection and water resource monitoring. Funding from CWRM's budget has been used to meet the cost-share amount, which in FY24 was over \$1 million. This recurring cost uses around one-fourth of CWRM's entire annual budget, leaving little left over to implement CWRM's other public trust obligations. CWRM also maintains and operates a network of 13 deep monitor wells (DMWs) statewide, which provide data on changes in freshwater aquifers over time. This data is essential for observing long-term changes in water availability and planning for future water shortages. CWRM estimates at least 20 more DMWs are needed statewide to improve the State's understanding of groundwater conditions and prepare for the impacts of climate change. A recent USGS report identifies immediate and long-term water resource monitoring needs statewide amounting to \$177 million. The recommendations outlined in this report depend on increased funding for CWRM.
- **Red Hill fuel leak:** The Commission has unique and explicit public trust responsibilities for managing water, including short and long-term efforts and actions to eliminate the threat of the current Red Hill fuel leak to O'ahu's water resources. As co-trustees of water, CWRM and the Department of Health (DOH) are responsible for jointly ensuring the maintenance of high standards of water quality. Fulfilling this legal obligation will require

enhanced collaboration between the two agencies and a clear understanding that water quality and quantity are intrinsically connected and the regulatory functions around water should not be bifurcated among CWRM and DOH. The effects of the Red Hill fuel leak will reverberate for decades, impacting current and future generations and the quality *and* quantity of water resources on O‘ahu. Remediation and recovery of O‘ahu’s primary drinking water aquifer (Pearl Harbor) will require investments in clean-up, monitoring, and long-term recovery focused on watershed health and recharge.

- Climate change and fresh water security: Water availability is uncertain based on future climate crisis predictions, contamination events like Red Hill, statewide drought, and the threat of future water shortages. Hawai‘i is experiencing hotter and drier conditions. This affects both ground and surface water availability. Dealing with the climate crisis requires a more integrated approach to water management that is holistic, rejects siloed planning and looks at water in all its forms. More studies are needed to fully understand the implications of alternative water sources, their necessary technologies, and the infrastructure needed to make them effective here in Hawai‘i (i.e.: de-salinization, re-use, etc.). Especially given climate change and current and future drought, the Commission must improve coordination with DOH to explore alternatives to potable water supply, which is already in decline in some areas of the State.
- Watershed and forest protection: CWRM’s Water Resources Protection Plan (WRPP) prioritizes protection of forested watersheds necessary to protect and sustain ground and surface water resources statewide. The State’s ongoing Watershed Initiative has attracted millions in State and non-State funding to ensure the protection and management of Hawai‘i’s priority watersheds. Currently over 21% of Hawai‘i’s priority watershed forests are protected, but thousands of more acres are still threatened by invasive plants and non-native hooved animals. CWRM relies on other partners including the Division of Forestry and Wildlife (DOFAW), Watershed Partnerships, and Invasive Species Committees to implement actions needed to protect Hawai‘i’s remaining native forests. There is no dedicated source of funding for watershed protection and many organizations that assist the State rely exclusively on grants provided by the State and other private, county and federal agencies. Watershed and forest protection remains a priority for the State and CWRM and is vital to sustain water resources used for drinking, agriculture, T&C practices, and the enforcement of instream flow standards.

Despite these challenges, available resources have enabled CWRM to achieve the following results:

### Planning

- In 2021, CWRM began the process of updating the Hawai‘i Water Plan Framework. The Framework helps guide the content and process for updating the eight (8) components of the Hawai‘i Water Plan. The revised Framework will ensure that a consistent and coordinated effort will be put forth to plan for satisfactory protection, conservation, reasonable and beneficial uses, and management of Hawai‘i’s water resources with a new

focus on climate change, Native Hawaiian traditional and customary (T&C) practices, agriculture, and better integration of land and water planning. The updated Framework will be finalized in 2024. It will provide a new lens by which other agencies and organizations can understand and execute water resource management and planning.

- Continued to work with HWP preparers on various components of the Hawai'i Water Plan, including the Molokai Island Water Use and Development Plan, O'ahu Watershed Management Plans, and the Keauhou Water Use and Development Plan.
- Cooperated with USGS in a study to assess groundwater recharge for future climate conditions for the Hawaiian islands of Kaua'i, O'ahu, Molokai, Lana'i, Maui, and Hawai'i.
- Continued the implementation of the Water Audit Program. A total of 75 water audits were performed this year using version 5.0 of the American Water Works Association (AWWA) Reporting Software.
- Certified two Commission personnel as Level 1 Water Audit Validators.
- Received funding from Department of Health Drinking Water State Revolving Funds to conduct training related to water loss audits.
- Continued participation in Red Hill working groups and the development of an action plan to address near and long-term recovery and remediation of the aquifer.
- Continued working partnerships with the DLNR Aha Moku Advisory Council, DLNR Division of Aquatic Resources, DLNR Division of Forestry and Management, Hawai'i Department of Health, Hawai'i Public Utilities Commission, and the University of Hawai'i.

#### Ground Water Regulation

- Requested and obtained four (4) positions to support additional permitting and monitoring efforts related to the Red Hill Bulk Fuel Storage Facility aquifer contamination. Commission staff is currently working on filling these positions.
- Processes approximately 125 well construction and/or permit applications annually. The primary purpose of review of these applications is to ensure that development on these wells does not have adverse impacts on public trust uses, other ground and surface water users, and the resource as a whole. Another purpose of the review is the protection of the environment by ensuring construction does not create a conduit for contamination. A third purpose of the review is to coordinate and facilitate reviews by various state and county agencies, for compliance with their applicable laws and rules. Finally, a fourth component of the review informs the applicants of nearby sources of contamination.
- Processes approximately 10 water use permits every year. However, the permits are resource intensive because they require evaluation of reasonable and beneficial use, compliance with other agency policies, a Ka Pa'akai analysis, an assessment of alternatives, and other resource impact assessments. These permits also require approval by the full commission.
- Within the past few years, Ground Water Regulation Branch has played a key role in addressing the Red Hill Bulk Fuel Storage Facility releases and responses. Approximately 15 monitor well permits are submitted by the Navy and Board of Water Supply annually. The Deputy Director and Ground Water Regulation Branch Manager have been designated as panelists on the Fuel Tank Advisory Committee, which convenes semi-annually. Staff has also participated in coordination meetings with the Department of

Health and the Environmental Protection Agency Region 9, to address compliance with the Administrative Order on Consent. Staff assesses the shifting in pumpage by both the Navy and the Board of Water Supply out to areas away from the fuel releases.

- Staff continues to address disputes between applicants and objectors via Contested Case Hearings (CCH). Ground Water Regulation Branch has a pending CCH for the Ota well in Keauhou.

Staff is working through the process to review water use permit applications for the recently designated Lahaina Ground and Surface Water Management Designation.

#### Stream Protection and Management

- Requested and obtained four (4) additional aquatic biologist positions to support the Stream Protection and Management Branch with IIFS establishment, monitoring, and enforcement. Commission staff is currently working on converting the positions to Program Specialists which are better-suited to the job duties, conducting a reorganization, and then establishing the positions.
- Entered into a Joint Funding Agreement with USGS for Statewide Hydrologic Data Collection and Monitoring, reducing the number of managed streamflow stations from 48 to 46.
- Entered into a Joint Funding Agreement with USGS to conduct a seepage analysis in Waikoloa Stream in support of the Commission staff developing an interim instream flow standard (interim IFS).
- Approved Stream Diversion Works Permits for Abandonment of two (2) diversions in support of meeting interim IFS on West Kawela Stream and an Unnamed Tributary to East Kawela Stream, Moloka'i; and approved a Stream Diversion Works Permit for Modification of five (5) diversions in support of meeting interim IFS and providing for habitat connectivity on Ho'olawa, Kailua, 'O'opuola, and Ka'aiea Streams, Maui.
- Following designation of the Lahaina Aquifer Sector Area as both a Surface Water and Ground Water Management Area, the Commission received 57 surface water use permit applications (SWUPA) for existing use and 28 SWUPAs for new use. Commission staff are currently reviewing applications for completeness and acceptance and starting to perform initial analyses for requested water use amounts.
- Began hosting an East Maui Quarterly Working Group in support of implementing interim IFS for all East Maui region streams associated with the former East Maui license areas, and improving communication amongst government agencies, private entities, and community organizations.

#### Survey

- On average, Survey Branch is developing one deep monitor well every two years. Rapidly changing climate conditions and increased development of production wells and the resulting impacts of the aquifer present the accelerated challenge of resource impacts. In 2022, the majority of work was completed on the Kaloko Deep Monitor Well.
- Received \$4M CIP funding for construction of two new deep monitor wells.

- Increased water use reporting compliance statewide from 27% in 2008 to 65% in 2021.
- Survey Branch geologists act as Subject Matter Experts (SME) in various roles such as with the Red Hill task force.
- The Survey Branch has increased data collection through cooperative agreements with various stakeholders, including the Honolulu Board of Water Supply, and the USGS.

Future activities and expected outcomes include:

### Planning

- Complete and release the Framework Update for the Hawai'i Water Plan.
- Conduct rule-making proceedings on revisions to Chapters 13-167, 13-168, 13-169, 13-170, and 13-171 Hawaii Administrative Rules.
- Continue the implementation of the Water Audit Program, established under Act 169, Session Laws of Hawai'i 2016
- Enhance our understanding on how climate change will impact water resources in the future.
- Investigate conversion of abandoned wells into monitoring and/or index wells to expand current network of ground water monitoring statewide.
- Improve our communication and outreach to native Hawaiian traditional and customary practitioners who may be impacted by CWRM permitting activities; including Ka Pa'akai analysis.
- Initiate water shortage planning for other areas of the State.
- Finalize a Pilot Adaptive Management Plan for Kaloko-Honokōhau National Historical Park as part of an effort to formalize a methodology for the adaptive management of groundwater withdrawals and impacts to groundwater dependent ecosystems.
- Update sustainable yield numbers based on new recharge estimates from the U.S. Geological Survey.
- Secure more federal funding made available by the Bipartisan Infrastructure Law.

### Ground Water Regulation

- Implementation of the process to bring users into compliance in the Lahaina Ground Water Management Area.
- Facilitate the resolution of outstanding water use permit applications from Molokai Properties Limited and the Maui Department of Water Supply in Kualapu'u on Molokai.
- Refine the adaptive management plan for Keauhou, Hawai'i.
- Update of the Well Standards to reflect current management strategies.
- Resolution of water use permit issues pertaining to the Navy's shifting of pumpage for sources that supply the Joint Pearl Harbor-Hickam water system.

### Stream Protection and Management

- Initiate assessment and development of instream flow standards for up to 10 surface water hydrologic units in southeast Kaua'i following the completion of a USGS Low-Flow Characteristics Study for Southeast Kaua'i in 2021.



- Continue to conduct field investigations in verifying active use of registered and permitted surface water diversions in support of developing instream flow standards.
- Continue to work with stakeholders through implementation issues associated with the 2017 Mediation Agreement for the Waimea Watershed Area, Kaua'i.
- Continue to work with stakeholders in assessing the Commission's Order to the Honolulu Board of Water Supply to bulkhead the Ha'ikū Tunnel in support of establishing a measurable interim IFS.
- Completion of the USGS Cooperative Study to Estimate Low-Flow Characteristics for Streams in Hawai'i (StreamStats).

#### Survey

- Drill at least one monitor well a year, which will help assess areas where hydrologic conditions are at risk of degradation due to overpumpage or climate change.
- Increase data collection through collaboration with stakeholders and better reporting compliance
- Continue to provide expertise as subject matter experts on hydrogeology for various purposes, and convene a multi-agency subject matter expert group to address Commission related groundwater issues

#### **Division of Conservation and Resources Enforcement (DOCARE) -- LNR405**

There is an ongoing perception of some of Hawaii's resource users that Hawaii's unique natural resources are unlimited and can withstand unregulated pressure. This demonstrates the need for more enforcement to ensure sustainability.

Significant population increases and the creation and/or expansion of resource areas such as the Governor's "30 X 30" plan, and the establishment of Marine Protected Areas such as the Community Based Subsistence Fishing Areas in Haena, Kauai and Milolii in Hawaii County are also emergent factors. Both these kinds of initiatives come with the need to promulgate additional regulations to protect the State's marine resources in these areas, thus increasing the need for conservation related enforcement and education.

The Department's conservation and resources enforcement program's budget and manpower levels have not kept pace with the increasing population, program expansion and increased areas of responsibility. The 2008-2009 recession caused DOCARE's operational general fund budget to be slashed by nearly fifty percent. While DOCARE's operational general funds has increased since, it has not fully recovered to pre- 2008/2009 level of funding. This coupled with the recent filling of 42 Conservation and Resources Enforcement Officer positions that were previously vacant will cause additional stress on the DOCARE budget by increasing costs of equipment, infrastructure, vehicle costs such as purchase of vehicles, and vehicle fuel and maintenance.

The past several years found DOCARE working greatly in their capacity as State law enforcement officers used in non-traditional law and order roles versus natural resources protectors. This includes law enforcement operations in support of the Thirty Meter Telescope construction project in 2015 and 2019, traffic and roadblock operations in support of the 2018 catastrophic flooding on Kauai, the 2018 eruption of Kilauea volcano in Hawaii County, the 2020-2021

enforcement of the Governor and County Mayor's COVID-19 emergency rules and orders, and the 2023 Maui Wildfires. DOCARE's support of these operations adversely affected DOCARE's budget significantly due to the need to pay contractually obligated overtime and other cost differentials. It also displaced operational focus from natural resources and environmental protection to public safety.

On a more routine basis, DOCARE is realizing a greater reliance and a philosophical shift by the County Police Departments for DOCARE to deal with crime and calls for service within DLNR lands and facilities where traditionally and in the past, the County Police Departments have previously responded. This includes lands and facilities owned or managed by the State including State highways, and lands managed by other State agencies. This shift has required DOCARE to engage in more traditional police responses to issues such as crimes against people and property, instead of natural resource protection. Due to this, DOCARE has experienced increased overtime to address crime within DLNR facilities such as small boat harbors.

The on-going homelessness crisis is an additional emergent factor which is a continual operational priority. Due to the constant need for operations to clear homeless individuals from DLNR lands and facilities, and the requirement to ensure compliance with legal guidance such as the storage of unclaimed personal property, DOCARE is obligated to divert attention, resources and funding to address this on-going and repetitive problem. Recurring funding will be required to sustain DOCARE's law enforcement role dealing with homelessness until an effective long-term social based solution can be created and implemented.

Due to DOCARE's focus on responsiveness and service, the Division has been forced to defer maintenance on its facilities throughout the State. DOCARE's Branch Offices, base yards and evidence holding facilities are in dire need for capital improvements to ensure safe use of these facilities. This includes repaving of parking areas, roof and window repair due to leaks, building repainting, termite damage repair and mitigation, and other maintenance problems.

Environmental consciousness of our State's unique natural resources continues to rise, resulting in an increasing demand on DOCARE to protect and preserve natural areas, historic sites, culturally sensitive sites, refuges and unencumbered State lands and sanctuaries.

User conflicts caused by competing interests have resulted in increased demand for more law enforcement intervention.

Native Hawaiian rights and related issues play an increased role in DLNR's effort to manage resource use. More attention must be given to community input and recommendations to foster voluntary compliance.

Current DOCARE staffing levels make it impossible to provide adequate coverage on a 24-hour basis. Occasionally, some complaints wait 24 hours or longer before an officer can respond to investigate the case. Limited funding for regular and holiday overtime further diminishes DOCARE's ability to respond to resource violations at a time when DOCARE is needed most.

The issues and problems affecting the program require pro-active measures. Currently, with decreased staffing numbers, DOCARE is primarily responding in a reactive manner. This makes it difficult to be everywhere that DOCARE is needed and meet community expectations. This condition should change when the forty-two (42) Conservation and Resources Enforcement Officer recruits graduate from the DOCARE Training Academy and assume field duties.

#### **Division of Boating and Ocean Recreation (DOBOR) -- LNR801**

Like many other state departments, DOBOR has always had difficulty in hiring competent, qualified, and motivated employees. This has significantly hindered DOBOR's ability to meet its statutory mandates. Lahaina harbor recovery has become DOBOR's primary focus. However, because of CIP priority being given to Lahaina as well, funding for other harbor CIP around the state are not being released in a timely manner. Our expected outcome is the full rebuild of Lahaina harbor. DOBOR has worked in collaboration with the US Coast Guard to remove sunken vessels and debris, as well as FEMA to fund the harbor rebuild. Currently, all vessels and debris have been removed from the harbor and entrance channel.

#### **State Historic Preservation Division (SHPD) -- LNR802**

Fee revenue has not recovered to pre-pandemic level despite increased economic activity resulting in an increase in projects submitted for review. The reduction in fee revenue contributes to SHPD's continued problems in meeting its essential operating expenses.

Under the existing level of resources, SHPD continues to work at meeting the following performance measures:

- New projects received are reviewed within the legally mandated timeframes, however, SHPD continues to work on reducing the backlog of reviews.
- The reported inadvertent burials are routinely responded to within the legally mandated timeframes.
- The number of nominations made to the Hawaii State Register of Historic Places continues to range from 5 to 10 per year.
- The number of nominations made to the National Register of Historic Places continues to range from 2 to 5 per year.
- Upgrading the Hawaii Cultural Resources Information System, SHPD's submission portal & digital document management system to improve its functionality for staff and make it more user friendly for external users.

#### **Division of State Parks (State Parks) -- LNR806**

The Division of State Park (DSP) established new parking, entry, camping and lodging fees in 2020. In January of 2021, when the State reopened and visitor access protocols for COVID were established to enable the visitor industry, fee increase coupled with the unanticipated robust resurgence of visitors resulted in DSP revenue which continues until FY23.

DSP continues to establish a sustainable base budget for quality-based operations and meet increasing costs associated with payroll and contractual obligations derived from the Division's funding.

To accomplish this, DSP is focusing on several critical objectives:

- Maintain and improve public safety and park management through the continuation of service and infrastructure/resource modification, repair and construction.
- Prevent the loss of historic and natural resources through management actions and increasing public private partnerships for enhanced management.
- Continue revenue production through parking, entry, camping and lodging fees at designated park units consistent with cost recovery practices for state parks nationwide, to offset increased cost and respond to deferred maintenance and lack of staffing capacity. An increase in the State Parks special fund ceiling is required to implement this.
- Continue with capital projects to stabilize deterioration of infrastructure for safety and to sustain park unit assets.

In addition, goals for DSP for the coming years are:

- To implement a preferred contractor procurement process to streamline repair and maintenance (R&M) and an asset management to be proactive on R&M.
- To initiate implementation of certain elements of the Kealakekua Master Plan.
- To complete the reorganization of the Interpretive Program to upgrade the 11 new vacant Interpretive Technician positions into Interpretive Specialists to improve recruitment and retention of staff.
- To start Master Planning for Sand Island State Recreation Area.

#### **LNR - Natural Physical Environment (Admin) -- LNR906**

With the current stiff competition in the workforce, filling up a vacant position has become a challenge. There is a need for additional manpower in the Administrative Services Office to efficiently fulfill its responsibilities. This is essential to keep up with the increased workload brought about by the significant increase in new program deliverables and additional compliance requirements in accounting for federal funds and reporting requirements mandated by State and Federal agencies.

#### **Aha Moku Advisory Committee -- LNR907**

Over the past 10 years, the generational and lineal descendants of each moku and ahupua'a have surfaced to take kuleana or responsibility for the sustainability and perpetuation of their distinct cultural practices. These practices are handed down from generation to generation and were not shared until recently.

Aha Moku is committed to the support of the State's Constitution and to the collaboration of sharing their generational knowledge of natural resources with DLNR as well as with the different counties of Hawaii. There is a strong support for the Divisions within DLNR who focus on the protection of natural and cultural resources.

The emerging trends of each island follow the same mandate which is to work with and share generational knowledge with the different divisions of DLNR. While this has been difficult in the past, it is now flowing in a smoother direction.

## **Kaho`olawe Island Reserve Commission (KIRC) –LNR908**

The Kaho`olawe Island Reserve Commission has been impacted by the effects of both increasing severe weather conditions and the past several years of funding cuts due to the economic impact of the COVID pandemic.

Effects of climate change have resulted in escalation of weather severity and instability especially on Kaho`olawe and in the surrounding ocean channels. This condition has made regular channel crossings between Maui and Kaho`olawe in the KIRC landing craft much more difficult and requires more manpower to augment the existing boat crew to transport personnel, materials and supplies to keep Kaho`olawe Island operations running safely and effectively. Additionally, the increase in coastal erosion and especially the once in a century large surf of July 2022 has significantly impacted our coastlines and as a result required new projects that require additional manpower to harden and restore our effected coastlines.

Expected outcomes for the Kaho`olawe Island Reserve Commission include:

- Start a new three-year, native dryland forest planting project on the leeward slopes of Kaho`olawe projecting to plant 30,000 native plants as part of a Non-Point Source Pollution Prevention project from the Department of Health, Clean Water Branch funding.
- Continue coastal wetland restoration efforts which will include planting 10,000 native plants over a two-year effort funded by US Fish and Wildlife Services through the North American Wetland Conservation Act (NAWCA).
- Begin work on new outreach program to expand Kaho`olawe exhibits located at the Maui Ocean Center funded by the Hawaii Tourism Authority.
- Continue restoration efforts that protect and enhance coastal wetlands in a National Coastal Wetland Conservation Grant project.
- Continue operating an island-wide photovoltaic-battery electrical grid on Kaho`olawe with projected savings of \$100,000 annually in fuel and operating cost.
- Continue operations of remote base camp facilities and twice monthly volunteer work trips supporting Kaho`olawe restoration efforts.
- Continue supporting native Hawaiian steward groups safe and meaningful access to Kaho`olawe by maintaining on-island facilities, providing unexploded ordnance safety training and response and emergency communications network.

Kaho`olawe Island Reserve Commission results include:

1. Removed 6.8 tons of marine debris from the eastern beaches of Kaho`olawe as part of a National Fisheries and Wildlife Foundation funded grant project. 2 ½ tons were shipped to Maui where our partner, Malama Maui Nui, will utilize the recycled materials to create new building products.
2. Planted 10,000 native coastal plants along Kaho`olawe's western shoreline as part of a US Fish and Wildlife funded coastal wetland restoration project to help restore coastal wetlands on Kaho`olawe.
3. Through KIRC's rare plant partnership was able to propagate seeds from an extremely rare and previously only found on Kaho`olawe, *Palupalu o Kanaloa*, into two new parent plants.

## **Mauna Kea Stewardship & Oversight Authority -- LNR909**

MKSOA is currently in its initial stages of achieving full operability and is impeded less by statewide conditions than by certain restrictions that boards are legally obligated to operate under due to the Sunshine Law, as the MKSOA Board is tasked with assuming responsibilities not typically required of boards under ordinary circumstances, such as hiring staff, drafting Requests for Proposals, or constructing entire agencies more broadly.

Performance is currently measured in terms of accomplishment of MKSOA's mandates according to Act 255 in a timely manner relative to its operational deadline of July 1, 2028 at the end of the five-year transition period.

Expected outcomes include but are not limited to the hiring of executive and administrative staff, consultants, the successful drafting and implementation of a management plan, a budget and community outreach.

Accomplishments include:

### **MANAGEMENT ACTIONS**

1. Developed and adopted Rules of Procedures and Organization for the Authority Board. There are fourteen rules that were adopted by the Authority Board at its meeting on March 9, 2023.
2. Obtained the State Legislature's authorization for its biennium budget (fiscal years 2024 and 2025) that establishes and funds six (6) positions for the Authority's operations, including an Executive Director, Project Director (to manage the various consultants), Administrative Services Officer, two (2) Program Specialists – one for compliance and the other for research and reporting, and an Executive Assistant. Since obtaining legislative authorization effective for July 1, 2023, the Authority established, recruited for, and filled the Executive Assistant position. The Executive Assistant was hired on August 21, 2023. The retention of an Executive Director is in the final stages of the hiring process. The remaining positions have been approved by the Governor and are in the process of being established.
3. Established a Co-Management Working Group between the Authority and the University of Hawaii Board of Regents. The working group will be responsible to take actions that handle the operational and management matters that is consistent with the requirements of Act 255, SLH 2022. The working group will provide clarity on the roles and responsibilities of all entities, including the use of resources and funding for the benefit of Mauna Kea. Also, established a working relationship with the Department of Land and Natural Resources in executing administrative actions.
4. Procuring a consultant to provide recommendations on establishing an efficient and effective organization structure, resource requirements, and best practice operating policies and procedures for the Authority to fulfill the requirements of Act 255, SLH2022.

### **IMPLEMENTATION OF ALL LEGISLATIVELY REQUIRED PLANS**

1. Developed an operating structure and resource requirements during the 5-Year transition period. This includes the hierarchy, position classification, pay, roles and responsibilities, outcomes, and performance evaluations.
2. Developed and received approval for its organization chart and internal reporting

structure.

3. Developed an operational expenditure plan for the fiscal year 2024 and a fiscal year 2025 operating budget for the Legislature's consideration.
4. Reviewing current operations on Mauna Kea, assumptions and allocation of expenditures for shared services, consolidating financial statements, and others to determine a workable financial model for future sustainability.
5. Developing financial policies for the Authority prior to and after the 5-year transition period expires on July 1, 2028, including periodic independent audits.
6. Established a Permitted Interaction Group to develop a comprehensive management plan to guide the Authority in its efforts to preserve, protect, and properly manage the Mauna Kea lands for the benefit of the people of Hawaii.

**C. Federal Funds: Identify programs that have lost or are at risk of losing federal grants and provide the following:**

- **Federal Award Title:**
- **CFDA Number:**
- **Discuss the impact to the public and your planned response, including efforts to supplant any federal fund reductions for the current year (FY24) and upcoming fiscal year (FY25) with other funds.**

**Land Management Division -- LNR101**

**Land Division (LAND)**

Not Applicable.

**Office of Conservation and Coastal Lands (OCCL)**

None.

**Bureau of Conveyances (BOC) - - LNR111**

Not applicable.

**Division of Aquatic Resources (DAR) -- LNR401**

None.

**Division of Forestry and Wildlife (DOFAW) -- LNR102, LNR172, LNR402, LNR407, LNR804**

None.

**Engineering Division (ENG) -- LNR141, LNR810**

None.

**Commission on Water Resource Management (CWRM) - LNR404**

Not applicable. Note: CWRM's limited base budget prevents the agency from applying for federal grants that require matching funds. However, CWRM continues to explore federal funding opportunities which allow for in-kind services as the nonfederal cost-share as well as congressionally directed spending programs.

**Division of Conservation and Resources Enforcement (DOCARE) -- LNR405**

None.

**Division of Boating and Ocean Recreation (DOBOR) - - LNR801**

None.

**State Historic Preservation Division (SHPD) - - LNR802**

None.

**Division of State Parks (State Parks) -- LNR806**

None.

**LNR-Natural Physical Environment (Admin) -- LNR906**

None

**Kaho'olawe Island Reserve Commission (KIRC) -- LNR908**

None

**Mauna Kea Stewardship & Oversight Authority -- LNR909**

Not applicable.

**D. Non-General Funds: Provide a web link (url) of the reports to the Legislature on non-general funds under your department pursuant to HRS 37-47.**

<https://files.hawaii.gov/dlnr/reports-to-the-legislature/2024/ASO24-Non-General-Funds-Report-FY23.pdf>

**E. Budget Requests: Explain the process used to develop the agency's budget and prioritize requests for budget changes.**

DLNR prioritizes projects and programs based on public safety, compliance, and public trust resource protection. Implementation of the Sustainable Hawai'i Initiative is the core focus for DLNR's forest, marine and invasive species work, as well as DLNR support for local food production and renewable energy.

DLNR's budget priorities are specifically based upon 1) having sufficient capacity and resources to fulfill its statutory mission, 2) retaining vacant positions to ensure the ability to timely solicit and hire necessary staff, 3) increasing the various DLNR divisions ceiling to expend revenue generated by the division with the goal of self-sustaining operations and increasing capacity, and 4) increasing various DLNR divisions' budget to position to meet the state matching funds for available federal funding.

Under that framework, each DLNR division undergoes its own budget review and prioritization in accordance with statutory mandates that guide its vision, mission, goals, and objectives to manage resources for the benefit of the public and to protect the resources and the public.



Implementation plans are also established which outline short-term benchmarks and deliverables towards long-term targets.

These results are combined into an overall DLNR budget review and prioritization. The programs consider the major initiatives in progress and planned for upcoming budget cycles and prepare requests for operational and capital funding to support the initiation and/or sustenance of those initiatives and core programs.

Requests are prioritized by considering the scope of potential impacts in serving the citizens of the State of Hawai'i and what potential risks and delays may result in not receiving funds by certain time periods and what alternatives are available.

For revenue generating divisions, management teams review expected revenues and needs to establish a sustainable base budget for operations. They assess needs for special fund ceiling increase requests. Priorities are established to meet minimum standards of operation, including salaries and the fringe benefit assessment, IT system and hardware maintenance and replacement, and preservation of records expenses.

**F. Identify and discuss significant adjustments contained in the budget request submitted to the Legislature. Explain and quantify how significant requests for additional funds are expected to affect outcomes.**

#### **Land Management Division -- LNR101**

##### **Land Division (LAND)**

- The Land Division is submitting an operating budget request for FY25 for a special fund ceiling increase for fringe benefit adjustment - \$510,189 in special funds needed to cover the increase higher benefit rate (64.45%).
- \$900,000 in special funds is also requested to update the Public Land Trust Information System (PLTIS) which is used by multiple agencies and has many benefits (such as identifying properties and lease dispositions), including assisting in the 2023 wildfire recovery. The application is 8 years old and would receive performance and stability benefits from a vendor re-write, updates, maintenance, and support. Removing the existing third- party code also greatly reduces the chance of application failure. Further, adding an Act 178 module would reduce staff time spent on manually collecting information from 19 agencies annually.

Three CIP requests are also included:

- Shangri La Breakwater removal, Oahu, to deter risky behavior and promote health and safety (MOF C, \$700,000). Removal of the breakwater will prevent future catastrophic injuries, including paralysis and death, that have previously occurred at the site, and protect the State from potential future liability claims.
- East Kapolei Transit Oriented Development project, Oahu, contracted with OPSD to include conceptual design plans as part of the EIS and provide more transparency and additional feasibility studies (MOF B, \$500,000). The successful development of the Department's East Kapolei parcels will provide a significant, positive impact for the region. The project will

require the construction of significant improvements, including multiple buildings for residential, commercial, retail, office, hotel and other mixed uses, and light industrial uses, generating a high number of construction jobs and economic activity. The project will address multiple public priorities including housing, long term jobs and economic development, as well as much needed revenue to support the Department's natural, cultural, historical and recreational resource management and protection programs.

- Demolition and removal of existing improvements (Uncle Billy's) Hilo, necessary to address public health and safety (MOF C, \$6,100,000). If debris piles containing hazardous materials are left on site, pollutants could spread to nearby properties or the ocean during a windstorm or tsunami. Removal of all improvements and hazardous materials will relieve Land Division of costs of maintaining/repairing security fencing around the site and providing security services. Further, public health and safety will be promoted the land will be available for disposition by the Land Board.

Please note that this appropriation is for Phase II to complete the demolition, removal and hazardous materials abatement. The Department previously requested \$14.1 million or so in C funds to demolish and abate the hazardous materials at Uncle Billy's. However, the legislature only appropriated \$8 million in GO bond reimbursables for the project. The Department implemented and is in the process of Phase I of the demolition project and is seeking the remaining funds to complete the demolition, removal and hazardous materials abatement.

#### **Office of Conservation and Coastal Lands (OCCL)**

- Add three positions and funds for Climate Commission Staff - Senior Climate Advisor (Exempt), \$75,000, Administrative Assistant V, \$40,000, and Program Specialist (IV), \$30,000 to address climate emergency. Equipment, \$9,000.

Additional staff capacity is needed to meet the requirements of HRS § 225P-3 and to address the ever-increasing and present threat of climate change.

#### **Bureau of Conveyances (BOC) – LNR111**

- Special fund ceiling increase for fringe benefit adjustment. (\$402,489, B)

Special fund ceiling increase is needed to cover the increase in fringe benefit due to a higher fringe benefit rate (64.45%)

#### **Division of Aquatic Resources (DAR) -- LNR401**

- Federal Fund Ceiling Adjustment (\$21,374,911, P)

The award amount for each grant vary from year to year. Increase in federal fund ceiling is needed to match anticipated federal grant awards.

- Request for full year funding for three (3) positions #120814, #120815, #92342C Fishery Technician IV SR13 FY 25,446 each MOF A \$76,338.00

The program aims to protect aquatic organisms and their habitat through field research, regulatory actions, and general administration by the State's Division of Aquatic Resources. Full year funding is needed for three filled Fishery Tech positions to support the management of alien species introductions and lessening their impact on native biota and habitat.

- Increase of Sport Fish Special Fund Ceiling MOF B \$800,000

Request to increase the sport fish ceiling increase to account for increased revenue projections because of a new non-resident marine fishing license. Revenue will support sport fish monitoring and restoration projects and serve as match for federal grants.

- Increase of Ocean Stewardship Special Fund Ceiling MOF B \$1,600,000

Request to increase the ocean stewardship fund to account for increased revenue projections because of a new commercial ocean user fee which will go into effect January 1, 2024. Revenue will be used to support ocean stewardship projects, outreach, and education. And administration of the program.

- Special Fund ceiling increase for fringe benefit adjustment MOF B \$21, 056

Special fund ceiling increase is needed to cover the increase in fringe benefit due to a higher fringe benefit rate (64.25%).

#### **Division of Forestry and Wildlife (DOFAW) -- LNR102, LNR172, LNR402, LNR407, LNR804**

##### **LNR102**

- Special fund ceiling increase for fringe benefit adjustment. (\$64,883, B)

Special fund ceiling increase is needed to cover the increase in fringe benefit due to a higher fringe benefit rate (64.45%).

##### **LNR172**

- Forest/Resource Management: Improved Forest and Resource Management for climate resilient landscapes, wildlife habitat, and endangered species, (including critically endangered forest birds) and for forest products including carbon, wood, and water. (\$7,500,000, A)

With catastrophic climatic events on the rise, the ability of Hawaii's terrestrial landscape to withstand the impacts of severe weather is highly relevant to the safety and health of our community and economy. Currently, many acres within the Forest Reserve System have suffered damage from decades of wildland fire, deferred maintenance of vegetation and infrastructure, and lack of consistent investment, leaving a significant portion of the land vulnerable to fire/drought/landslides and on a trajectory that will result in invasive grasses, shrubs, and trees as the dominant components of the landscape. Persistent and aggressive invasive species (guinea grass, fountain grass, haole koa) heighten the threat of catastrophic

fires, subsequent landslides, and biodiversity loss. Restoring conditions that are more representative of the resilient Hawaiian forest vegetation and canopy cover, is an investment in the health, safety, and economy for the State. Funding to restore resilient landscapes will increase water, climate, and biological security. It will also result in an abundance of other forest products and opportunities in the future. Reversing the current trajectory requires stable investment in restoration activities that include funding for state tree nurseries, personnel/capacity, and associated tree planting, and fence construction and maintenance. Beyond community health, safety, and biodiversity, the State of Hawaii's commitment to uphold the Paris Climate Accord and responsibility to move towards carbon neutrality by 2045 requires actions that mitigate greenhouse gases. Consistent and reliable investments in the management of the State Forest Reserve System is imperative. This funding will provide the state forest management program with the ability to restore and subsequently maintain the ecological services and natural resources of Hawaii's Forest Reserves.

- Federal Fund Ceiling Adjustment (\$5,000,000, P)

To increase expenditure ceiling for anticipated federal grant awards from various federal agencies.

#### **LNR402**

- Add recurring funds for fire pre-suppression, readiness, response, and post-fire restoration and rehabilitation. (\$7,425,000, A)

The Division of Forestry and Wildlife is the primary responder for wildland fires occurring across one million acres of forested watershed, which represents over twenty-five percent of the land area in the state and co-responds with federal and county agencies for an additional thirty percent. Funding supports the Division of Forestry and Wildlife's fire and emergency response (overtime, meals contracts), prevention, and pre-suppression activities such as fuels management, post-fire restoration, and community wildfire protection projects. Funds will support managing for fire-resilient landscapes by interrupting the invasive grass/fire cycle, restoring native forests, and creating resilient landscapes.

- Add funds for fire and emergency response equipment. (\$10,000,000, A)

The Division of Forestry and Wildlife is the primary responder for wildland fires occurring across one million acres of forested watershed, or approximately twenty-five percent of the land area in the state and co-responds with federal and county agencies for an additional thirty percent. Specialized wildland fire-fighting equipment and heavy machinery are needed to quickly and effectively respond to fires and other emergency responses to protect natural and cultural resources as well as communities. New equipment is needed to replace the Division of Forestry and Wildlife's aging fleet which experiences frequent breakdowns, and to expand response capacity to the increased threat of fire due to land use change and a warming climate (non-recurring request).

- Add recurring funds to the Hawaii Invasive Species Council for expanded work on priority pests and maintaining emergency response capacity for new pest incursions. (\$500,000, A)

Funding for the Hawaii Ant Lab would be supported by the Hawaii Invasive Species Council which is administered by the Department and supports multiple inter-agency projects and programs that focus on the prevention and management of high-risk invasive plants and pests. The Hawaii Ant Lab is the only organization dedicated solely to the management and eradication of invasive ants in Hawaii, including the little fire ant, a major environmental and economic threat to the islands. As of fiscal year 2024, the Hawaii Ant Lab has no stable, long-term funding. Funding for the program is provided on a year-to-year basis by applying for competitive grants and other opportunities. The 2023 Legislative Session was the first year the Hawaii Ant Lab received an exclusive appropriation to support their program.

- Federal Fund Ceiling Adjustment (\$152,533, N; \$8,944,254, P)

To increase expenditure ceiling for anticipated federal grant awards from various federal agencies.

- CIP: West Maui and upcountry fire suppression, Dip Tanks (\$360,000, C)

Installation of three (3) 40,000-gallon dip tanks for fire suppression in West Maui. The area needs additional fire-fighting infrastructure. After the devastating Lahaina fires, it is even more urgent to have water reservoirs available for firefighting.

- CIP: West Maui and upcountry fire prevention and erosion control (\$2,000,000, C)

The dry and arid regions of Maalaea are frequently the source of dangerous wildfires that sweep across the mountain, threatening leeward West Maui communities. The fires threaten public safety, result in the closure of the only road linking west Maui to central Maui emergency services, damage watershed lands, and result in massive and frequent erosion of soils that are deposited into Maalaea Bay, where they are subsequently dispersed onto coral reefs from Ukumehame to Olowalu, causing significant damage to those important marine habitats. This project will include planning, design, and implementation of a comprehensive set of improvements to state lands that will significantly enhance prevention and suppression of wildfires on those lands, including fire prevention, suppression, and erosion control measures on approximately 4,800 acres of state lands. Construction will include approximately 15 miles of internal and perimeter firebreaks, reduction of fuels on approximately 50 acres, installation of two water tanks or sources, and construction of erosion control structures at point source locations. The project will protect life, property, and natural resources.

- CIP: Hilo Office Roof Replacement, Hawaii (\$265,000, C)

The current roofing is 23 years old and has been painted multiple times. It has now developed leaks and requires regular repairs. The roofing needs to be replaced to provide sufficient protection for the main office and its contents. This project will require the removal of a solar panel array and all solar panel mounting hardware and removal of old roofing. This will be replaced with new standing seam roofing as well as re-installing the solar panel mounting hardware and the solar panel array.

#### **LNR407**

- Federal Fund Ceiling Adjustment (\$24,777,765, P).

To increase expenditure ceiling for anticipated federal grant awards from various federal agencies. Since the request was originally submitted, many of the grants listed no longer need to be included – either because they were not awarded or other reasons. DLNR will submit changes to this amount when the Form FF is able to be updated.

#### **LNR804**

- Special fund ceiling increase for fringe benefit adjustment. (\$1,500, B)

Special fund ceiling increase is needed to cover the increase in fringe benefit due to a higher fringe benefit rate (64.45%).

- Federal Fund Ceiling Adjustment (\$950,000, N).

To request expenditure ceiling for anticipated federal grant awards from various federal agencies.

#### **Engineering Division (ENG) -- LNR141, LNR810**

##### **LNR141**

- Special fund ceiling increase for fringe benefit adjustment. (\$37,159, B)

Special fund ceiling increase is needed to cover the increase in fringe benefit due to a higher fringe benefit rate (64.45%).

##### **LNR810**

- Special fund ceiling increase for fringe benefit adjustment. (\$71,891, B)

Special fund ceiling increase is needed to cover the increase in fringe benefit due to a higher fringe benefit rate (64.45%).

### **Commission on Water Resource Management (CWRM) - LNR404**

- Special fund ceiling increase for fringe benefit adjustment. (\$46,498, B)

Special fund ceiling increase is needed to cover the increase in fringe benefit due to a higher fringe benefit rate (64.45%).

### **Division of Conservation and Resources Enforcement (DOCARE) -- LNR405**

DOCARE's request is for a ceiling increase to the S-302 fund to aid in the Maui Wildfire Recovery. During the Maui wildfire recovery phase and the reconstruction of the Lahaina Small Boat Harbor and West Maui nearshore waters, actual on the water law enforcement presence will remain necessary to maintain marine safety zones, enforce boating laws and rules, and the "rules of the road" to ensure the safety of the public, workers and ocean users. This request for an expenditure ceiling increase for S302 will allow DOCARE to procure a vessel that will be used to assist in these recovery and reconstruction efforts.

### **Division of Boating and Ocean Recreation (DOBOR) -- LNR801**

DOBOR requests a ceiling increase to fund repair & maintenance projects, as well as procure vehicles, vessels, and equipment. All CIP has been put on hold by the Governor's office and DAGS due to the Lahaina wildfire response.

- Special fund ceiling increase for fringe benefit adjustment. (\$810,071, B)

Special fund ceiling increase is needed to cover the increase in fringe benefit due to a higher fringe benefit rate (64.45%).

### **State Historic Preservation Division (SHPD) -- LNR802**

- Federal Fund Ceiling Adjustment (\$30,776, N)

To request expenditure ceiling for anticipated federal grant awards. This will provide for additional funding to support salaries and fringes.

- Special fund ceiling increase for fringe benefit adjustment. (\$4,315, B)

Special fund ceiling increase is needed to cover the increase in fringe benefit due to a higher fringe benefit rate (64.45%).

### **Division of State Parks (State Parks) -- LNR806**

- Operating Budget Request – State Parks Vehicles and Equipment

The Division of State Parks is currently in the second year of a five-year plan to upgrade their fleet as well as purchase additional vehicles for anticipated increase in staffing statewide. State Parks is also currently assessing the types of equipment needed for fire mitigation as well as routine repair and maintenance of state parks.

- CIP Request

The Lump Sum CIP improvement request of \$15,000,000 in General Obligation Bonds is for the implementation of measures to ensure public health and safety, planning for the protection of cultural and historic resources, implement a design in progress, shovel ready projects and completion of projects that are short of funds due to increase costs.

**LNR-Natural Physical Environment (Admin) -- LNR906**

- Special fund ceiling increase for fringe benefit adjustment. (\$62,252, B)

Special fund ceiling increase is needed to cover the increase in fringe benefit due to a higher fringe benefit rate (64.45%).

**Kaho'olawe Island Reserve Commission (KIRC) -- LNR908**

No significant adjustments requested in the supplemental budget.

**Mauna Kea Stewardship & Oversight Authority -- LNR909**

No significant adjustments requested in the supplemental budget.



Department of Land and Natural Resources  
Functions

Table 1

<u>Division</u>	<u>Description of Function</u>	<u>Activities</u>	<u>Prog ID(s)</u>	<u>Dept-Wide Priority</u>	<u>Statutory Reference</u>
<b>LAND</b>	To ensure the effective and efficient use of public lands in ways that will fulfill the public land trust obligations and promote the sustained social, environmental and economical well-being of Hawaii's people, including planning for the use of and developing State lands, leasing lands for agricultural, commercial, industrial renewable energy, and resort purposes; issuing revocable permits and easements, taking inventory of and managing public lands, and ensuring the availability of lands for public purposes.	Land Division is tasked with the disposition of State lands through fee sale, lease, permit, grant-of-easement, license, executive order or other types of dispositions, and acquisition of private lands and lands owned by other government entities that are required by the State agencies through negotiation, condemnation or land exchange. Lease administration, including conducting site inspections, processing lessee requests for consents to mortgages or assignments, and the ongoing enforcement of lease terms and conditions to ensure rent, insurance, performance bond and other lease requirements are met in a full and timely manner. Property management of unencumbered State lands includes responding to complaints by the public, conducting land maintenance activities (e.g. clearing stream mouths, cutting trees, towing abandoned vehicles), and cleaning illegal dumps.	LNR101	12	Chapter 171, et seq., HRS
		Proactive planning and development initiatives ensure more effective and efficient use of public lands to fulfill our trust obligations and promotes economic activity in Hawaii. Maintains an inventory of State-owned public lands that are under the management jurisdiction of the BLNR as defined in HRS 171-2, and the Division also serves as a repository of land documents dating back to the "Great Mahele" of 1848. Provides abstracting services and land management advice to other State agencies. Responsible for processing shoreline certifications for properties bordering the ocean.	LNR101	32	Chapter 171, et seq., HRS

Department of Land and Natural Resources  
Functions

Table 1

<u>Division</u>	<u>Description of Function</u>	<u>Activities</u>	<u>Prog ID(s)</u>	<u>Dept-Wide Priority</u>	<u>Statutory Reference</u>
<b>LAND (OCCL)</b>	To conserve, protect, and preserve important natural resources of the state through appropriate management and to promote their long-term sustainability and the public health, safety and welfare through regulation and enforcement of land use laws under Chapter 183C, Hawaii Revised Statutes; and protect and restore sandy beaches around the state through improving planning and early identification of coastal hazards, as well as through beach restoration and avoidance of coastal hazards.	The Office of Conservation & Coastal Lands processes: Conservation District Use Permits (CDUP), prosecution of land use violations, resolution of shoreline encroachments, enactment of beach restoration projects (i.e. Waikiki Beach Improvements/Kaanapali Beach and Dune Enhancement), administration of contested cases involving Conservation District Use Permit's and shoreline certifications. OCCL provides information to landowners, decision makers and the general public regarding Conservation District matters. OCCL provides direction and guidance on a wide variety of coastal issues. This includes response to coastal erosion, coastal development setbacks, and beach nourishment. OCCL is in charge of the Hawaii Climate Adaptation Initiative and is developing the State Sea Level Rise Vulnerability and Adaptation Report.	LNR101	9	183C & 190D, HRS
<b>BOC</b>	To serve and protect the public by providing for an accurate, timely and permanent system of recording, maintaining and preserving land title recordings and related documents and maps.	Recording, indexing and processing land title and other related legal documents and maps. Issuing Land Court Certificates of Title, certifying copies of matters of record and conducting records and Uniform Commercial Code (UCC) searches. Providing secure public access to and public notice of our recorded information.	LNR 111	13	Chapters 501 & 502, HRS.
<b>ENG</b>	1. Engineering services to other divisions and agencies	Administer contracts for planning, design or construct of departmental projects; provide engineering services provided to other agencies or DLNR divisions.	LNR141	18	--
	2. Rockfall and/or flood mitigation	Retain consultants or contractors to assess conditions and/or implement projects to address rockfall hazards and/or flood damage located on or due to DLNR lands.	LNR141	19	--
	3. Dam safety program	Perform dam inspections; review and/or issue dam permits; develop or implement dam safety projects; prepare dam-related reports or maps; provide dam-related technical assistance; enter dam-related cooperative agreements.	LNR810	20	Chap. 179D, HRS
	4. Geothermal and other mineral resources management/regulation	Review and/or issue geothermal permits; monitor geothermal development activities.	LNR141	21	Chapters 182, 196D, HRS
<b>ENG</b>	5. Flood control program, including administration of National Flood Insurance Program	Review flood control and prevention plans; coordinate flood-related cooperative agreements; provide flood-related technical assistance; perform flood control research, studies or investigations.	LNR810	22	Chap. 179, HRS

Department of Land and Natural Resources  
Functions

Table 1

<u>Division</u>	<u>Description of Function</u>	<u>Activities</u>	<u>Prog ID(s)</u>	<u>Dept-Wide Priority</u>	<u>Statutory Reference</u>
	6. Develop water and land resources to support State projects	Implement and/or coordinate projects to develop ground or surface water sources in support of State projects.	LNR141	58	Chapter 174, HRS
	7. Soil and Water Conservation District (SWCD) Program	Provide administrative support and funding to the SWCD program.	LNR141	66	Chapter 180, HRS
<b>DAR</b>	1. Preserve/enhance marine, estuarine, freshwater native and other resident aquatic species and their habitats.	Create and amend administrative rules to protect aquatic species and their habitats, also conduct surveys, monitoring, inventory of important fishery stocks and habitats.	LNR401	6	187A-2; 190-1,2,3,4,5
	2. Promote sustainable resource use and ensure the viability of Hawaii's commercial and recreational fisheries.	Process and analyze commercial fish catch reports, contact fishermen for late reports, issue delinquency letters, and record number of freshwater fishing licenses purchased.	LNR401	28	187A-2(1)
	3. Detect, map and eradicate invasive alien species and prevent entry into state waters.	Plant sea urchins on reefs choked with alien algae to biologically control unwanted algae species.	LNR401	29	187A-31,32
	4. Evaluate in-stream flow standards to preserve Hawaii's stream biota.	Conduct annual stream surveys and analyze survey data to model habitat requirements for native stream biota.	LNR401	39	195D-3(a)
	5. Promote public understanding of the importance of Hawaii's aquatic resources.	Encourage conservation and ethical use of the aquatic resources through education and outreach activities.	LNR401	40	187A-9
	6. Issue commercial marine (fishing) licenses, freshwater gamefish licenses, duplicate licenses, dealer permits.	Provide for various fishing opportunities in coastal waters and public fishing areas statewide, log permit and license information.	LNR401	41	189-2(6), 189-3
	7. Review applications for permits to take aquatic life for science, education, and propagation purposes.	Process permit applications in a timely manner provide applications are complete with all necessary information and request would assure no adverse impact on aquatic resources and their habitat.	LNR401	42	187A-6, 6.5
	8. Manage public fishing areas, fish aggregating devices, marine life conservation districts, shoreline fishery management areas, artificial reefs, and refuges.	Conduct creel surveys at public fishing areas, replace and conduct research on fish aggregating devices, monitor fish populations at marine life conservation districts, fishery management areas, artificial reefs and other refuges.	LNR401	46	187A-2(3), 187A-21, 188-22.6-22.9, 188-53
	9. Provide conservation and safety education.	Coordinate/assist with response to shark attacks and provide hazardous marine warnings.	LNR401	43	187A-9
	10. Protect and restore coral reef habitat.	Propagate corals for preservation of biodiversity (coral ark) and reef restoration.	LNR401	55	187A-2
<b>DOFAW</b>	1. Protect and manage forested watersheds, forest reserves, wildlife sanctuaries, and natural area reserves.	Protect and manage forested watersheds, forest reserves, wildlife sanctuaries, natural area reserves, and public hunting and recreation areas across the state.	LNR172, 402, 407, 804	2	HRS 183, 183D, 195, 195D, 198D

Department of Land and Natural Resources  
Functions

Table 1

<u>Division</u>	<u>Description of Function</u>	<u>Activities</u>	<u>Prog ID(s)</u>	<u>Dept-Wide Priority</u>	<u>Statutory Reference</u>
		Support forest and natural resource management across the state including watershed partnerships, forest stewardship partners, and natural area partnerships.	LNR407, LNR172	3	HRS 195, 195F
		Prevent and suppress wildland fire on public and private lands with important resources.	LNR402	4	HRS 185
		Address and monitor natural resource threats to Hawaii's forests and natural areas including control damaging feral animals, predators, weeds, invasive species, and diseases.	LNR172, 402, 407, 804	5	HRS 183, 183D, 194, 195, 195D, 195F
		Administer State Land Legacy and federal land acquisition programs.	LNR102, 172, 402, 407	17	HRS 173A, 195, 195D
	2. Protect and manage native ecosystems, threatened/endangered species, native plants and animals, and prevent the establishment of invasive species in state.	Support Hawaii Invasive Species Council and county invasive species committees.	LNR402, LNR172	14	HRS 194
		Implement management and recovery projects for Threatened and Endangered (T&E) native species.	LNR402, LNR407	15	HRS 183D, 195, 195D
		Process T&E habitat conservation plans, safe harbor agreements, and research permits.	LNR402, LNR407	16	HRS 183D, 195, 195D
	3. Provide outdoor recreation for hiking, hunting, camping, riding and off-road vehicle use.	Maintain and develop multi-use trails, Off Highway Vehicle (OHV) use, and camping and recreation sites. All while pursuing more access opportunities into our public lands. Maintain and manage Commercial Trail Tour Activity (CTTA) that contributes to Hawaii's economic growth.	LNR 804, LNR172	26	HRS 198D, 183
		Document, inventory, protect and restore historic trails and old government roads.	LNR804	27	HRS 198D
		Maintain public hunting as a source of food, recreation, and to control game animals.	LNR804	47	HRS 183D
	4. Manage and develop forest resources to strengthen the state's economy, and promote sustainable production of forest products and services on state and private lands.	Work with local forestry industry professionals to support development and utilization of forest products for wood, biomass, non-timber, and community products.	LNR172	48	HRS 183, 195F
		Support the development of sustainable forest product industries.	LNR 172	49	HRS 183
		Manage and permit the collection of forest products for personal and cultural gathering purposes.	LNR172	50	HRS 183

Department of Land and Natural Resources  
Functions

Table 1

<u>Division</u>	<u>Description of Function</u>	<u>Activities</u>	<u>Prog ID(s)</u>	<u>Dept-Wide Priority</u>	<u>Statutory Reference</u>
		Administer private landowner assistance projects for forest protection and management, native species habitat, and forest products development.	LNR172	51	HRS 183, 186, 195F
<b>DOFAW</b>	5. Support the Youth Conservation Corps program, and provide environmental education, outreach and volunteer opportunities.	Administer Youth Conservation Corps (YCC) program; develop and coordinate volunteer projects for native species restoration and conservation; develop and disseminate environmental education materials.	LNR407	52	HRS 193, 195
<b>CWRM</b>	Protect ground and surface water resources to obtain maximum reasonable beneficial use while ensuring adequate provision for water rights, existing uses, and objectives declared to be in the public interest.	<ol style="list-style-type: none"> <li>1. Collect and analyze hydrologic data and assess water resource availability and use.</li> <li>2. Designate water management areas and regulate water use where water resources may be threatened.</li> <li>3. Establish instream flow standards on a stream-by stream basis whenever necessary to protect the public interest in waters of the State.</li> <li>4. Administer a statewide permitting system for well construction, pump installation, stream channel alteration, and stream diversion works.</li> <li>5. Administer water use permitting system in designated water management areas.</li> <li>6. Develop, implement, and update comprehensive short- and long-range plans to protect, conserve and manage water resources.</li> <li>7. Investigate and arbitrate water-related complaints/disputes.</li> </ol>	LNR404	7	Chapter 174C, HRS

Department of Land and Natural Resources  
Functions

Table 1

<u>Division</u>	<u>Description of Function</u>	<u>Activities</u>	<u>Prog ID(s)</u>	<u>Dept-Wide Priority</u>	<u>Statutory Reference</u>
<b>DOCARE</b>	<p>1. The enforcement of laws and rules relating to state parks, historic sites, forests and forest reserves, aquatic life and its sanctuaries, public fishing areas, boating, ocean recreation and coastal programs, wildlife and its sanctuaries, game management areas, public hunting areas, and natural area reserves, consistent with and in support of the provisions of Title 12, Chapters 6D, 6E, and 6K, Chapter 134, Chapter 200, and provisions of Title 37, Hawaii Penal Code, Hawaii Revised Statutes.</p> <p>2. Engage in educational activities for the dissemination of information relating to sustainability, waterborne activities and safety, and resource conservation laws, rules and practices through the school system, community organizations and the information media.</p> <p>3. Furnish in-service training for division personnel to maintain and/or increase the level of proficiency needed for effective implementation of program objectives.</p>	<p>Investigate complaints, gather evidence, conduct investigations, conduct field observations and inspections, and provide education to the public for the effective enforcement of state laws and rules protecting natural, cultural and historic resources on public lands, state parks, forest reserves, forests, aquatic life and wildlife areas, Kaho'olawe Island Reserve, and any other lands and waters within the State. Enforce the rules in the areas of boating safety, conservation, and search and rescue relative to the control and management of boating facilities owned or controlled by the State, ocean waters, and navigable streams and any activities thereon or therein, beaches encumbered with easements in favor of the public, and the rules regulating vessels and their use in State waters. Exercise all of the powers and authority of a police officer including the apprehension of violators when violations are detected and when the investigation warrants, effectuate arrests or issue citations for violations of Title 12, Chapter 6D, 6E, or 6K or any rule adopted thereunder.</p>	LNR405	10	Title 12, Subtitle 7, Chapter 199, HRS
	<p>4. Administer the Hunter Education Program to educate and instruct the public on outdoor safety and resource conservation as mandated by Chapter 183D-28, Hawaii Revised Statutes.</p>	<p>Provide instruction to the public in hunter safety, principles of conservation and sportsmanship. Issue hunter education certificates or letters of exemption. Plan and develop public outdoor and indoor target ranges for the program.</p>	LNR405	44	Title 12, Chapter 183D, HRS
	<p>5. Coordinate activities with other State, County and Federal law enforcement agencies to suppress cultivation and minimize the availability of marijuana through crop destruction. This function is temporarily suspended due to the COVID-19 pandemic.</p>	<p>Plan and implement missions to eradicate marijuana on state-owned lands and forest areas.</p>	LNR405	60	Title 12, Subtitle 7, Chapter 199, HRS

Department of Land and Natural Resources  
Functions

Table 1

<u>Division</u>	<u>Description of Function</u>	<u>Activities</u>	<u>Prog ID(s)</u>	<u>Dept-Wide Priority</u>	<u>Statutory Reference</u>
<b>DOBOR</b>	1. Managing and administrating the ocean-based recreation and coastal areas programs of the state.	Establish, maintain, and revise Hawaii Administrative Rules (HAR). HAR governs the use of state harbors, ramps, and ocean recreation areas. Active oversight and responsibility of managing state small harbors, ramps and ocean recreation areas as well as the ocean waters of the State out to three miles. Maintain, repair, and replace aids to navigation as well as ensure access to small boat harbors and ramps to the boating and non-boating public. Responsible for managing the use of all near shore waters, which includes regulating the use of ocean waters for surfers, stand-up paddleboarders, kayakers, and other users of the nearshore waters. Issue marine activity permits for organized uses of the nearshore waters for regattas, surf contests, etc.	LNR 801	33	Chapter 200
	2. Planning, developing, operating, administering, and maintaining small boat harbors, launching ramps, and other boating facilities and associated aids to navigation throughout the state.	Operate, maintain, and repair 16 small boat harbors and 52 small boat ramps statewide. Also maintain, repair, and replace navigational aids and aids to navigation statewide. Responsible for dredging harbor and ramp entrance channels.	LNR 801	34	Chapter 200
<b>DOBOR</b>	3. Developing and administering an ocean recreation management plan.	Work with community to develop appropriate uses for state ocean waters.	LNR 801	35	Chapter 200
	4. Administering and operating a vessel registration system for the state.	Registers all new and existing vessels in the state. This includes vessel sales and transfers.	LNR 801	36	Chapter 200
	5. Regulating the commercial use of state waters and marine resources, including operations originating from private marinas.	The division issues commercial use permits for the use of state small boat harbor facilities and state waters in accordance with the Hawaii Administrative Rules (HAR).	LNR 801	37	Chapter 200
	6. Regulating boat regattas and other ocean water events.	The division issues marine event permits for ocean recreation activities such as regattas, surf contests and other uses of the ocean waters.	LNR 801	38	Chapter 200
	7. Administering a marine casualty and investigation program.	Tracks marine accidents statewide as well as coordinates investigations of marine accidents. Accident reports are tracked and submitted to the United States Coast Guard (USCG).	LNR 801	56	Chapter 200
	8. Assisting in abating air, water, and noise pollution.		LNR 801	53	Chapter 200

Department of Land and Natural Resources  
Functions

Table 1

<u>Division</u>	<u>Description of Function</u>	<u>Activities</u>	<u>Prog ID(s)</u>	<u>Dept-Wide Priority</u>	<u>Statutory Reference</u>
	9. Conducting public education in boating safety.	Promotes safe boating activities state wide through educational activities at boat shows, schools and other public, marine gatherings. This includes coordinating activities with USCG Reserve and USCG Auxiliary.	LNR 801	61	Chapter 200
	10. Administering the boating special fund.	Responsible for processing payments and expenditures for the program in accordance with B&F and DAGS guidelines.	LNR 801	54	Chapter 200
	11. Assisting in Controlling Shoreline Erosion	Works with DLNR Engineering and the Office of Conservation and Coastal Lands (OCCL).	LNR 801	62	Chapter 200
	12. Repairing seawalls and other existing coastal protective structures under the jurisdiction of the State.	Works with DLNR Engineering and the Office of Conservation and Coastal Lands (OCCL).	LNR 801	63	Chapter 200
	13. Removing nonnatural obstructions and public safety hazards from the shoreline, navigable streams, harbors, channels, and coastal areas of the State.	Removes grounded vessels, submerged vehicles, whale carcasses, and other marine debris from beaches and near shore waters.	LNR 801	45	Chapter 200
	14. Issue long term leases, concession contracts, revocable permits, etc. for the use of fast lands within a state small boat harbor.	The property management section is responsible for developing the fast lands in the state small boat harbor in order to increase revenue that will be used to support the program.	LNR 801	30	Chapter 200
<b>SHPD</b>	1. Review of State and Federal projects	Review reports, photos, inventories, meet with project proponents, enter into agreements with other agencies regarding the treatment of historic or cultural properties.	LNR802	8	6E-8, 6E-10, 6E-42 National Historic Preservation Act as amended (NHPA)
	2. Inventory and Survey	Inventory and catalogue significant cultural and historic sites.	LNR802	23	6E-3, NHPA, NPS Grant Manual
	3. Burial Protection	Staff the island burial councils (5), make determinations on inadvertent finds, review genealogies and make recommendations to the burial councils, review burial treatment plans and make recommendations to the burial councils. Attend meetings with descendants and project proponents.	LNR802	24	6E-3, 6E-43, 6E-43.5, 6E-43.6
	4. National Register	Staff the Historic Hawaii Review Board (HHRB), review nominations for completeness, present nominations to the HHRB, forward appropriate nominations to the National Register, maintain files on register sites.	LNR802	57	6E-3, 6E5.5, NPS Grant Manual



Department of Land and Natural Resources  
Functions

Table 1

<u>Division</u>	<u>Description of Function</u>	<u>Activities</u>	<u>Prog ID(s)</u>	<u>Dept-Wide Priority</u>	<u>Statutory Reference</u>
	5. Certified Local Governments (CLGs)	Work with the counties to ensure historic preservation programs on all islands. Provide grants to Hawaii, Maui and Kauai in alternate years, as they are the 3 counties with CLGs.	LNR802	64	6E-3, NHPA, NPS Grant Manual
	6. Planning	Develop the statewide Historic Preservation Plan and update every 5 years.		65	6E-3, NHPA, NPS Grant Manual
	7. Education and Outreach	Develop programs to educate the public about historic preservation and its importance to the state.	LNR802	59	6E-3, NHPA
<b>STATE PARKS</b>	1. Maintain natural and cultural parks, facilities, & resources for current and future generations.	Repair, maintain and improve the quality of park facilities, continue education efforts for the public to enrich experience and reduce impact to sensitive resources and historic sites; carry out capital improvements projects to create and restore park infrastructure.	LNR806	11	Section 184
	2. Provide safe public access to state parks that contain both sensitive natural resources and cultural and historic sites.	Provide lifeguard services at parks on Oahu, Maui, Kauai, and Hawaii; determine and implement park safety improvements and install, as warranted, and maintain increasing number of both warning and interpretive signage for public safety, and education. Expand the Interpretive Technician staff to educate and interact with the public for enrichment of experience and to improve safety and compliant behavior.	LNR806	25	Section 184
<b>STATE PARKS</b>	3. Increase opportunities for the enjoyment, appreciation, and management of state parks.	Evaluate and assess the value of park resources by determining new methods to generate income in order to offset shortages in the operating budget and improve the quality of the park experience statewide. Operate camping, lodging, picnic & day use recreational facilities; issue park use permits; continue interpretive programs; administer Land & Water Conservation Funds, State Comprehensive Outdoor Recreation Plan (every 5 years), manage grants-in-aid, and provide public information. Continue to develop public/private partnerships for management and income generation.	LNR806	31	

Department of Land and Natural Resources  
Functions

Table 1

<u>Division</u>	<u>Description of Function</u>	<u>Activities</u>	<u>Prog ID(s)</u>	<u>Dept-Wide Priority</u>	<u>Statutory Reference</u>
<b>ADMIN</b>	Provide direction, oversight and accountability for department and all administrative support services to every division.	Plan, direct, & coordinate the various activities of the department within the scope of laws & regulations; direct the preparation of department budgets, submit and justify budgets before review by approving authorities and exercise control of funds made available for the department; maintain a comprehensive accounting and financial information system for the Department's revenues, expenditures and financial transactions; provide and maintain a comprehensive personnel management program for the department providing support services to the Chairperson, staff offices, 11 operating divisions, and three attached agencies; plan, coordinate and administer the department's information processing and telecommunications services for program functions.	LNR906	1	Chapters 6D, 6E, 6K, 26, 76, 171, 172, 173, 173A, 174, 174C, 179D, 180, 181, 182, 183, 183B, 183C, 183D, 184, 185, 186, 187A, 188, 188F, 189, 190, 190D, 193, 194, 195, 195D, 195F, 196D, 198D, 199, 199D, 200, 501, 502, HRS
<b>AHA MOKU</b>	To bring the voices of Native Hawaiians, the indigenous people of the State of Hawaii, forward to the attention of state agencies.	The program services the eight (8) main Hawaiian Islands currently through the moku district (larger land districts) and the ahupua'a (small land districts within a moku).	LNR907	67	Act 288, SLH 2012
<b>KIRC</b>	The Kaho`olawe Island Reserve Commission (KIRC) is responsible for the management, control of use and rehabilitation of the Kaho`olawe Island Reserve, which includes the island of Kaho`olawe and the surrounding waters out to two-miles. The KIRC coordinates and facilitates the on-going restoration of Kaho`olawe's devastated landscape, provide for safe, meaningful use of the reserve by volunteers and visitors and protects the unique natural, cultural and historic resources of Kaho`olawe.	Protect and manage the use and resources of the Kaho`olawe Island Reserve; provide safe and meaningful public access to the Kaho`olawe Island Reserve; restore the devastated landscape of Kaho`olawe; protect and manage Kaho`olawe's surrounding waters and marine resources; and care for the island's unique cultural and historic resources and expand meaningful cultural use of the island.	LNR908	68	Chapter HRS 6K

Department of Land and Natural Resources  
Functions

Table 1

<u>Division</u>	<u>Description of Function</u>	<u>Activities</u>	<u>Prog ID(s)</u>	<u>Dept-Wide Priority</u>	<u>Statutory Reference</u>
<b>MKSOA</b>	Governance of the Mauna Kea lands and management of land uses, human activities, other uses and access, stewardship, education, research, disposition, and overall operations. Assumption of rights, duties and positions upon transfer from the University of Hawai'i.	Startup and establishment of Mauna Kea Stewardship and Oversight Authority (MKSOA) as a fully functioning and operational agency over the duration of the five year transition period; establishment and hiring of executive and administrative staff positions; transition planning for co-management with University of Hawai'i; management planning for the assumption of rights and duties and financial self-sustainability following the expiration of the five year transition period.	LNR909	69	Act 255, SLH 2022

Department of Land and Natural Resources  
Department-Wide Totals

Table 2

Fiscal Year 2024					
Budget Acts Appropriation	Reductions	Additions		Total FY24	MOF
\$ 168,046,621.00	\$ -	\$ -	\$ -	\$ 168,046,621.00	A
\$ 117,995,590.00	\$ -	\$ -	\$ -	\$ 117,995,590.00	B
\$ 16,928,516.00	\$ -	\$ -	\$ -	\$ 16,928,516.00	N
\$ 48,762,982.00	\$ -	\$ -	\$ -	\$ 48,762,982.00	P
\$ 305,954.00	\$ -	\$ -	\$ -	\$ 305,954.00	T
\$ 1,686,056.00	\$ -	\$ -	\$ -	\$ 1,686,056.00	U
\$ 1,039,082.00	\$ -	\$ -	\$ -	\$ 1,039,082.00	W
\$ 354,764,801.00	\$ -	\$ -	\$ -	\$ 354,764,801.00	Total
Fiscal Year 2025					
Budget Acts Appropriation	Reductions	Additions		Total FY25	MOF
\$ 109,708,744.00	\$ -	\$ 25,796,350.00	\$ -	\$ 135,505,094.00	A
\$ 117,036,997.00	\$ -	\$ 8,333,776.00	\$ -	\$ 125,370,773.00	B
\$ 15,871,485.00	\$ -	\$ 1,098,759.00	\$ -	\$ 16,970,244.00	N
\$ 7,939,485.00	\$ -	\$ 60,096,930.00	\$ -	\$ 68,036,415.00	P
\$ 305,954.00	\$ -	\$ -	\$ -	\$ 305,954.00	T
\$ 1,686,056.00	\$ -	\$ -	\$ -	\$ 1,686,056.00	U
\$ 945,466.00	\$ -	\$ -	\$ -	\$ 945,466.00	W
\$ 253,494,187.00	\$ -	\$ 95,325,815.00	\$ -	\$ 348,820,002.00	Total

Department of Land and Natural Resources  
Program ID Totals

Table 3

Prog ID	Program Title	MOF	As budgeted (FY24)			As budgeted (FY25)			Governor's Submittal (FY24)				Governor's Submittal (FY25)			
			Pos (P)	Pos (T)	\$\$\$	Pos (P)	Pos (T)	\$\$\$	Pos (P)	Pos (T)	\$\$\$	Percent Change of \$\$\$\$	Pos (P)	Pos (T)	\$\$\$	Percent Change of \$\$\$\$
LNR101	Public Lands Management	A	-	1.00	\$ 174,977	-	1.00	\$ 177,571	-	1.00	\$ 174,977	0%	3.00	1.00	\$ 331,571	87%
		B	63.00	-	\$ 22,149,609	63.00	-	\$ 22,448,200	63.00	-	\$ 22,149,609	0%	63.00	-	\$ 23,858,389	6%
	LNR101 Totals		63.00	1.00	\$ 22,324,586	63.00	1.00	\$ 22,625,771	63.00	1.00	\$ 22,324,586	0%	66.00	1.00	\$ 24,189,960	93%
LNR 102	Legacy Land Conservation Program	B	2.00	-	\$ 8,958,423	2.00	-	\$ 8,966,908	2.00	-	\$ 8,958,423	0%	2.00	-	\$ 9,031,791	-1%
			2.00	-	\$ 8,958,423	2.00	-	\$ 8,966,908	2.00	-	\$ 8,958,423	0%	2.00	-	\$ 9,031,791	-1%
LNR111	Conveyances and Recordings	B	57.00	3.00	\$ 8,043,432	57.00	3.00	\$ 8,218,592	57.00	3.00	\$ 8,043,432	0%	57.00	3.00	\$ 8,621,081	-5%
	LNR111 Totals		57.00	3.00	\$ 8,043,432	57.00	3.00	\$ 8,218,592	57.00	3.00	\$ 8,043,432	0%	57.00	3.00	\$ 8,621,081	-5%
LNR141	Water and Land Development	A	24.00	-	\$ 3,306,742	24.00	-	\$ 3,393,755	24.00	-	\$ 3,306,742	0%	24.00	-	\$ 3,393,755	0%
		B	4.00	-	\$ 850,713	4.00	-	\$ 868,394	4.00	-	\$ 850,713	0%	4.00	-	\$ 905,553	-4%
		T	-	-	\$ 199,479	-	-	\$ 199,479	-	-	\$ 199,479	0%	-	-	\$ 199,479	0%
	LNR141 Totals		28.00	-	\$ 4,356,934	28.00	-	\$ 4,461,628	28.00	-	\$ 4,356,934	0%	28.00	-	\$ 4,498,787	-1%
LNR172	Forestry Resource Management and Development	A	34.00	-	\$ 23,735,463	34.00	-	\$ 3,802,052	34.00	-	\$ 23,735,463	0%	34.00	-	\$ 11,302,052	-197%
		B	-	-	\$ 2,455,475	-	-	\$ 2,455,475	-	-	\$ 2,455,475	0%	-	-	\$ 2,455,475	0%
		P	1.00	-	\$ 14,600,000	1.00	-	\$ 1,150,000	1.00	-	\$ 14,600,000	0%	1.00	-	\$ 6,150,000	-435%
	LNR172 Totals		35.00	-	\$ 40,790,938	35.00	-	\$ 7,407,527	35.00	-	\$ 40,790,938	0%	35.00	-	\$ 19,907,527	-169%
LNR401	Aquatic Resources	A	64.00	0.50	\$ 20,329,231	64.00	0.50	\$ 5,433,513	64.00	0.50	\$ 20,329,231	0%	64.00	0.50	\$ 5,509,851	-1%
		B	3.00	1.25	\$ 1,854,490	3.00	1.25	\$ 1,864,662	3.00	1.25	\$ 1,854,490	0%	3.00	1.25	\$ 4,285,718	-130%
		N	1.00	1.75	\$ 4,796,021	1.00	1.75	\$ 5,199,550	1.00	1.75	\$ 4,796,021	0%	1.00	1.75	\$ 5,165,000	1%
		P	2.00	7.50	\$ 25,665,452	2.00	7.50	\$ 2,871,955	2.00	7.50	\$ 25,665,452	0%	2.00	7.50	\$ 24,246,866	-744%
	LNR401 Totals		70.00	11.00	\$ 52,645,194	70.00	11.00	\$ 15,369,680	70.00	11.00	\$ 52,645,194	0%	70.00	11.00	\$ 39,207,435	-155%
LNR402	Native Resources and Fire Protection	A	51.50	-	\$ 17,382,568	51.50	-	\$ 17,556,140	51.50	-	\$ 17,382,568	0%	51.50	-	\$ 35,481,140	-102%
		N	18.50	-	\$ 4,047,467	18.50	-	\$ 2,586,907	18.50	-	\$ 4,047,467	0%	18.50	-	\$ 2,739,440	-6%
		P	2.50	1.00	\$ 4,680,000	2.50	1.00	\$ 1,600,000	2.50	1.00	\$ 4,680,000	0%	2.50	1.00	\$ 10,544,254	-559%
		T	-	-	\$ 106,475	-	-	\$ 106,475	-	-	\$ 106,475	0%	-	-	\$ 106,475	0%
		U	-	7.00	\$ 1,686,056	-	7.00	\$ 1,686,056	-	7.00	\$ 1,686,056	0%	-	7.00	\$ 1,686,056	0%
	LNR402 Totals		72.50	8.00	\$ 27,902,566	72.50	8.00	\$ 23,535,578	72.50	8.00	\$ 27,902,566	0%	72.50	8.00	\$ 50,557,365	-115%

Department of Land and Natural Resources  
Program ID Totals

Table 3

Prog ID	Program Title	MOF	As budgeted (FY24)			As budgeted (FY25)			Governor's Submittal (FY24)				Governor's Submittal (FY25)			
			Pos (P)	Pos (T)	\$\$\$	Pos (P)	Pos (T)	\$\$\$	Pos (P)	Pos (T)	\$\$\$	Percent Change of \$\$\$\$	Pos (P)	Pos (T)	\$\$\$	Percent Change of \$\$\$\$
LNR404	Water Resources	A	28.00	-	\$ 3,373,097	28.00	-	\$ 3,618,139	28.00	-	\$ 3,373,097	0%	28.00	-	\$ 3,618,139	0%
		B	5.00	-	\$ 1,210,093	5.00	-	\$ 1,234,212	5.00	-	\$ 1,210,093	0%	5.00	-	\$ 1,280,710	-4%
		N	-	-	\$ -	-	-	\$ -	-	-	\$ -	0%	-	-	\$ -	0%
	LNR404 Totals		33.00	-	\$ 4,583,190	33.00	-	\$ 4,852,351	33.00	-	\$ 4,583,190	0%	33.00	-	\$ 4,898,849	-1%
LNR405	Conservation and Resources Enforcement	A	153.25	-	\$ 16,660,215	178.25	-	\$ 16,686,864	153.25	-	\$ 16,660,215	0%	178.25	-	\$ 16,686,864	0%
		B	-	-	\$ 910,297	-	-	\$ 920,201	-	-	\$ 910,297	0%	-	-	\$ 1,441,674	-57%
		N	3.75	-	\$ 1,319,046	3.75	-	\$ 1,319,046	3.75	-	\$ 1,319,046	0%	3.75	-	\$ 1,319,046	0%
		P	-	-	\$ 900,000	-	-	\$ 900,000	-	-	\$ 900,000	0%	-	-	\$ 900,000	0%
		W	-	-	\$ 32,671	-	-	\$ 32,671	-	-	\$ 32,671	0%	-	-	\$ 32,671	0%
	LNR405 Totals		157.00	-	\$ 19,822,229	182.00	-	\$ 19,858,782	157.00	-	\$ 19,822,229	0%	182.00	-	\$ 20,380,255	-3%
LNR407	Natural Area Reserves and Watershed Management	A	69.50	4.00	\$ 15,328,051	69.50	4.00	\$ 15,483,116	69.50	4.00	\$ 15,328,051	0%	69.50	4.00	\$ 15,483,116	0%
		B	-	-	\$ 180,000	-	-	\$ 180,000	-	-	\$ 180,000	0%	-	-	\$ 180,000	0%
		N	-	-	\$ 250,000	-	-	\$ 250,000	-	-	\$ 250,000	0%	-	-	\$ 250,000	0%
		P	0.50	-	\$ 2,429,592	0.50	-	\$ 929,592	0.50	-	\$ 2,429,592	0%	0.50	-	\$ 25,707,357	-2665%
	LNR407 Totals		70.00	4.00	\$ 18,187,643	70.00	4.00	\$ 16,842,708	70.00	4.00	\$ 18,187,643	0%	70.00	4.00	\$ 41,620,473	-147%
LNR801	Ocean-Based Recreation	A	10.00	-	\$ 465,440	10.00	-	\$ 476,549	10.00	-	\$ 465,440	0%	10.00	-	\$ 617,561	-30%
		B	118.00	-	\$ 41,008,508	118.00	-	\$ 41,354,059	118.00	-	\$ 41,008,508	0%	117.00	-	\$ 42,577,942	-3%
		N	-	-	\$ 1,500,000	-	-	\$ 1,500,000	-	-	\$ 1,500,000	0%	-	-	\$ 1,500,000	0%
	LNR801 Totals		128.00	-	\$ 42,973,948	128.00	-	\$ 43,330,608	128.00	-	\$ 42,973,948	0%	127.00	-	\$ 44,695,503	-3%
LNR802	Historic Preservation	A	45.00	-	\$ 4,382,199	45.00	-	\$ 4,503,844	45.00	-	\$ 4,382,199	0%	45.00	-	\$ 4,503,844	0%
		B	3.00	-	\$ 904,366	3.00	-	\$ 917,794	3.00	-	\$ 904,366	0%	3.00	-	\$ 922,109	0%
		N	6.00	-	\$ 615,982	6.00	-	\$ 615,982	6.00	-	\$ 615,982	0%	6.00	-	\$ 646,758	-5%
	LNR802 Totals		54.00	-	\$ 5,902,547	54.00	-	\$ 6,037,620	54.00	-	\$ 5,902,547	0%	54.00	-	\$ 6,072,711	-1%
LNR804	Forest and Outdoor Recreation	A	38.00	-	\$ 4,613,886	38.00	-	\$ 4,801,668	38.00	-	\$ 4,613,886	0%	38.00	-	\$ 4,801,668	0%
		B	3.00	-	\$ 902,074	3.00	-	\$ 914,471	3.00	-	\$ 902,074	0%	3.00	-	\$ 915,971	0%
		N	18.50	-	\$ 4,400,000	18.50	-	\$ 4,400,000	18.50	-	\$ 4,400,000	0%	18.50	-	\$ 5,350,000	-22%
		W	3.00	-	\$ 1,006,411	3.00	-	\$ 912,795	3.00	-	\$ 1,006,411	0%	3.00	-	\$ 912,795	0%
	LNR804 Totals		62.50	-	\$ 10,922,371	62.50	-	\$ 11,028,934	62.50	-	\$ 10,922,371	0%	62.50	-	\$ 11,980,434	-9%

Department of Land and Natural Resources  
Program ID Totals

Table 3

Prog ID	Program Title	MOF	As budgeted (FY24)			As budgeted (FY25)			Governor's Submittal (FY24)				Governor's Submittal (FY25)			
			Pos (P)	Pos (T)	\$\$\$	Pos (P)	Pos (T)	\$\$\$	Pos (P)	Pos (T)	\$\$\$	Percent Change of \$\$\$\$	Pos (P)	Pos (T)	\$\$\$	Percent Change of \$\$\$\$
LNR806	Parks Administration and Operations	A	155.00	-	\$ 37,545,402	155.00	-	\$ 12,850,611	155.00	-	\$ 37,545,402	0%	155.00	-	\$ 12,850,611	0%
		B	-	-	\$ 23,094,536	-	-	\$ 21,094,536	-	-	\$ 23,094,536	0%	-	-	\$ 23,094,536	-9%
		S	-	-	\$ -	-	-	\$ -	-	-	\$ -	0%	-	-	\$ -	0%
		V	-	-	\$ -	-	-	\$ -	-	-	\$ -	0%	-	-	\$ -	0%
	LNR806 Totals		155.00	-	\$ 60,639,938	155.00	-	\$ 33,945,147	155.00	-	\$ 60,639,938	0%	155.00	-	\$ 35,945,147	-6%
LNR810	Prevention of Natural Disasters	B	8.00	-	\$ 2,544,668	8.00	-	\$ 2,583,657	8.00	-	\$ 2,544,668	0%	8.00	-	\$ 2,655,548	-3%
		P	-	-	\$ 487,938	-	-	\$ 487,938	-	-	\$ 487,938	0%	-	-	\$ 487,938	0%
	LNR810 Totals		8.00	-	\$ 3,032,606	8.00	-	\$ 3,071,595	8.00	-	\$ 3,032,606	0%	8.00	-	\$ 3,143,486	-2%
LNR906	LNR - Natural and Physical Environment	A	44.00	1.00	\$ 4,659,261	44.00	1.00	\$ 4,797,964	44.00	1.00	\$ 4,659,261	0%	44.00	1.00	\$ 4,797,964	0%
		B	19.00	1.00	\$ 2,928,906	19.00	1.00	\$ 3,015,836	19.00	1.00	\$ 2,928,906	0%	20.00	1.00	\$ 3,144,276	-4%
		N	-	-	\$ -	-	-	\$ -	-	-	\$ -	0%	-	-	\$ -	0%
	LNR906 Totals		63.00	2.00	\$ 7,588,167	63.00	2.00	\$ 7,813,800	63.00	2.00	\$ 7,588,167	0%	64.00	2.00	\$ 7,942,240	-2%
LNR907	Aha Moku Advisory Committee	A	1.00	-	\$ 286,300	1.00	-	\$ 286,300	1.00	-	\$ 286,300	0%	1.00	-	\$ 286,300	0%
	LNR907 Totals		1.00	-	\$ 286,300	1.00	-	\$ 286,300	1.00	-	\$ 286,300	0%	1.00	-	\$ 286,300	0%
LNR908	Kahoolawe Island Reserve Commission	A	2.00	14.00	\$ 1,803,789	2.00	14.00	\$ 1,840,658	2.00	14.00	\$ 1,803,789	0%	2.00	14.00	\$ 1,840,658	0%
	LNR908 Totals		2.00	14.00	\$ 1,803,789	2.00	14.00	\$ 1,840,658	2.00	14.00	\$ 1,803,789	0%	2.00	14.00	\$ 1,840,658	0%
LNR909	Mauna Kea Stewardship & Oversight Authority	A	-	6.00	\$ 14,000,000	-	6.00	\$ 14,000,000	-	6.00	\$ 14,000,000	0%	-	6.00	\$ 14,000,000	0%
	LNR909 Totals		-	6.00	\$ 14,000,000	-	6.00	\$ 14,000,000	-	6.00	\$ 14,000,000	0%	-	6.00	\$ 14,000,000	0%
	Totals By MOF															
	General	A	719.25	26.50	\$ 168,046,621	744.25	26.50	\$ 109,708,744	719.25	26.50	\$ 168,046,621	0%	747.25	26.50	\$ 135,505,094	-244%
	Special	B	285.00	5.25	\$ 117,995,590	285.00	5.25	\$ 117,036,997	285.00	5.25	\$ 117,995,590	0%	285.00	5.25	\$ 125,370,773	7%
	Federal	N	47.75	1.75	\$ 16,928,516	47.75	1.75	\$ 15,871,485	47.75	1.75	\$ 16,928,516	0%	47.75	1.75	\$ 16,970,244	7%
	Other Federal	P	6.00	8.50	\$ 48,762,982	6.00	8.50	\$ 7,939,485	6.00	8.50	\$ 48,762,982	0%	6.00	8.50	\$ 68,036,415	757%
	County Funds	S	-	-	\$ -	-	-	\$ -	-	-	\$ -	0%	-	-	\$ -	0%
	Trust	T	-	-	\$ 305,954	-	-	\$ 305,954	-	-	\$ 305,954	0%	-	-	\$ 305,954	0%
	Interdepartmental	U	-	7.00	\$ 1,686,056	-	7.00	\$ 1,686,056	-	7.00	\$ 1,686,056	0%	-	7.00	\$ 1,686,056	0%
	Federal Stimulus Funds	V	-	-	\$ -	-	-	\$ -	-	-	\$ -	0%	-	-	\$ -	0%
	Revolving	W	3.00	-	\$ 1,039,082	3.00	-	\$ 945,466	3.00	-	\$ 1,039,082	0%	3.00	-	\$ 945,466	0%
			1,061.00	49.00	\$ 354,764,801	1,086.00	49.00	\$ 253,494,187	1,061.00	49.00	\$ 354,764,801	0%	1,089.00	49.00	\$ 348,820,002	38%

Department of Land and Natural Resources  
Budget Decisions

Table 4

Prog ID	Sub-Org	Type of Request	Description of Request	MOF	Priority #	Initial Department Requests						Budget and Finance Recommendations						Governor's Decision					
						FY24			FY25			FY24			FY25			FY24			FY25		
						Pos (P)	Pos (T)	\$\$\$	Pos (P)	Pos (T)	\$\$\$	Pos (P)	Pos (T)	\$\$\$	Pos (P)	Pos (T)	\$\$\$	Pos (P)	Pos (T)	\$\$\$	Pos (P)	Pos (T)	\$\$\$
<b>TRADE-OFF/TRANSFER &amp; CONVERSION OF UNBUDGETED POSITIONS REQUESTS:</b>																							
LNR801	CH	TO	Transfer out to LNR906AA for Office Assistant IV Position #46609 (FTE 1.00, \$40,248). Fringe (64.45%), \$25,940.	B	1A		(1.00)	-	(66,188)				(1.00)	-	(66,188)				(1.00)	-	(66,188)		
LNR906	AA	TO	Transfer in from LNR801CH for Office Assistant IV Position #46609 (FTE 1.00, \$40,248). Fringe (64.45%), \$25,940.	B	1B		1.00	-	66,188				1.00	-	66,188				1.00	-	66,188		
LNR906	AA	TO	Trade-off: Reduce two Accountant IV positions and funds: Positions #13332 (\$55,200) and #118680 (\$55,200).	A	2A		(2.00)	-	(110,400)				-	-	-				-	-	-		
LNR906	AA	TO	Trade-off: Add two new Accountant IV positions and funds (no-cost)	A	2B		2.00	-	110,400				-	-	-				-	-	-		
LNR402	DA	TO	Change MOF .5 FTE Unfunded Position #46948 from MOF A (G042C) to .5 FTE MOF N (S256C)	A	3A		(0.50)	-	-				-	-	-				-	-	-		
LNR402	DA	TO	Change MOF .5 FTE Unfunded Position #46948 from MOF A (G042C) to .5 FTE MOF N (S256C) Add fringe - 64.45%	N	3B		0.50	-	37,179				-	-	-				-	-	-		
LNR402	DB	TO	Transfer-out .5 FTE Position #46948 from LNR 402 MOF P(S530C) to .5 FTE LNR 804 MOF N (S261C), fringe: \$14,571	P	4A		(0.50)	-	(37,179)				-	-	-				-	-	-		
LNR804	DA	TO	Transfer-in .5 FTE Position #46948 from LNR 402 MOF P(S530C) to .5 FTE LNR 804 MOF N (S261C), fringe: \$14,571	N	4B		0.50	-	37,179				-	-	-				-	-	-		
LNR804	DA	TO	Change MOF .5 FTE Unfunded Position #12075 from MOF A (G084C) to .5 FTE MOF N (S261C) - Add fringe - 64.45%	A	5A		(0.50)	-	-				-	-	-				-	-	-		
LNR804	DA	TO	Change MOF .5 FTE Unfunded Position #12075 from MOF A (G084C) to .5 FTE MOF N (S261C) - Add fringe - 64.45%	N	5B		0.50	-	47,026				-	-	-				-	-	-		
<b>FEDERAL FUND ADJUSTMENT REQUESTS</b>																							
LNR172	DA	FA	Federal Fund Ceiling Adjustment	P	1				5,000,000						5,000,000						5,000,000		
LNR401	CA	FA	Federal Fund Ceiling Adjustment	N	2				(34,550)						(34,550)						(34,550)		
LNR401	CA	FA	Federal Fund Ceiling Adjustment	P	3				21,374,911						21,374,911						21,374,911		
LNR402	DA	FA	Federal Fund Ceiling Adjustment	N	4				152,533						152,533						152,533		
LNR402	DB	FA	Federal Fund Ceiling Adjustment	P	5				8,944,254						8,944,254						8,944,254		
LNR407	NA	FA	Federal Fund Ceiling Adjustment	P	6				24,777,765						24,777,765						24,777,765		
LNR802	HP	FA	Federal Fund Ceiling Adjustment	N	7				30,776						30,776						30,776		
LNR804	DA	FA	Federal Fund Ceiling Adjustment	N	8				950,000						950,000						950,000		
<b>OTHER REQUESTS</b>																							
LNR402	DA	OR	Add recurring funds for fire pre-suppression, readiness, response, and post-fire restoration and rehabilitation.	A	1				7,425,000						7,425,000						7,425,000		
LNR402	DA	OR	Add funds for fire and emergency response equipment	A	2				13,549,000						-						10,000,000		



Department of Land and Natural Resources  
Budget Decisions

Table 4

Prog ID	Sub-Org	Type of Request	Description of Request	MOF	Priority #	Initial Department Requests						Budget and Finance Recommendations						Governor's Decision						
						FY24			FY25			FY24			FY25			FY24			FY25			
						Pos (P)	Pos (T)	\$\$\$	Pos (P)	Pos (T)	\$\$\$	Pos (P)	Pos (T)	\$\$\$	Pos (P)	Pos (T)	\$\$\$	Pos (P)	Pos (T)	\$\$\$	Pos (P)	Pos (T)	\$\$\$	
LNR402	DA	OR	Add twenty-two (22) permanent positions and funds for fire and emergency response, Statewide: One (1) Planner IV, SR 22; Two (2) Natural Resources Mgt Spec. IV, SR 22; One (1) Forester IV, SR 22; Nine (9) Forestry and Wildlife Worker II, BC 05; Two (2) Heavy Vehicle/ Construction Equipment Mechanic II, WS11; Two (2) Heavy Vehicle/ Construction Machinery Mechanic I, BC 11; Four (4) Heavy Equipment Operator, BC 10; One (1) Automotive Mechanic I, BC 10	A	3				22.00	-	706,464				-		-				-			-
LNR405	HA	OR	Contingent Personal Services Support for Disaster and Emergency Response Operations	B	4						1,500,000						-							-
LNR405	HA	OR	Increase Personal Services Funding for CREO I Reallocations	A	5						250,000						-							-
LNR405	HA	OR	Additional Funding to support the DOCARE Drone Program	A	6						150,000						-							-
LNR405	HA	OR	Request expenditure ceiling for S302 to aid in the Maui wildfire recovery	B	7						521,473					521,473								521,473
LNR801	CH	OR	Request funding for the following unfunded positions: Boating & Ocean Recreation Harbor Agent II (122224, \$47,004); Boating & Ocean Recreation Harbor Agent II (122226, \$47,004); Boating & Ocean Recreation Harbor Agent II (122227, \$47,004)	A	8						141,012						-							141,012
LNR802	HP	OR	Request additional funds for operating expenses and equipment	A	10						273,000						-							-
LNR906	AA	OR	Add funds and 3 permanent positions in anticipation of delegation of recruitment activities: Human Resources Specialist IV, FTE 1.00, \$38,394; Human Resources Specialist III, FTE 1.00, \$35,508; Office Assistant IV, FTE 1.00, \$25,440; Equipment, \$10,320.	A	13				3.00		109,662				-		-							-
LNR906	AA	OR	Add two (2) permanent IT positions and funds for statewide radio telecommunications for conservation operations, enforcement, and situational emergencies.	A	14				2.00		73,826				-		-							-
LNR906	AA	OR	Add funds for Phase II development and implementation of Act 182, needed to conduct recreational and commercial activities regulated by the department.	A	15						1,500,000				-		-							-
LNR810	GD	OR	Add positions and funds from Act 134/SLH 2023 for one Planner V (\$75,000) and one Accountant V (\$75,000) and operating funds (\$70,000).	A	16				2.00		220,000				-		-							-
LNR401	CA	OR	Request for full year funding for three (3) positions #120814, #120815, #92342C Fishery Technician IV SR13 FY 25,446 each.	A	17						76,338					76,338								76,338
LNR401	CA	OR	Request for full year funding for new position #92314C Aquatic Biologist V SR 24 FY 25 \$39,948.	A	18						39,948					-								-
LNR401	CA	OR	Request for full year funding for new position #92315C Aquatic Biologist VI SR 26 FY 25 43,188.	A	19						43,188					-								-
LNR401	CA	OR	Increase of Sport Fish Special Fund Ceiling.	B	20						800,000					800,000								800,000

Department of Land and Natural Resources  
Budget Decisions

Table 4

Prog ID	Sub-Org	Type of Request	Description of Request	MOF	Priority #	Initial Department Requests						Budget and Finance Recommendations						Governor's Decision					
						FY24			FY25			FY24			FY25			FY24			FY25		
						Pos (P)	Pos (T)	\$\$	Pos (P)	Pos (T)	\$\$	Pos (P)	Pos (T)	\$\$	Pos (P)	Pos (T)	\$\$	Pos (P)	Pos (T)	\$\$	Pos (P)	Pos (T)	\$\$
LNR401	CA	OR	Increase of Ocean Stewardship Special Fund Ceiling.	B	21						1,600,000						1,600,000						1,600,000
LNR172	DA	OR	Add funds to upgrade Position #122859, Forestry and Wildlife Technician IV, SR-13 (Maui) to Forestry and Wildlife Technician V, SR-15 (Maui)	A	22						3,720						-						-
LNR172	DA	OR	Add funds to upgrade Position #2935 (Hawaii) from Forestry and Wildlife Supervisor I (F105) to Forestry and Wildlife Supervisor II (F205) to reflect the increasing job complexity per the position description	A	23						3,324						-						-
LNR402	DA	OR	Add funds to support statewide invasive ant research and control to be carried out by the Hawaii Ant Lab.	A	24						1,000,000						500,000						500,000
LNR402	DA	OR	Add One (1) position and funds for Planner IV (Admin) to support the Hawaii Invasive Species Council and statewide invasive species work.	A	25					1.00	31,548						-						-
LNR402	DA	OR	Add nine (9) permanent positions and funds for Native Resources and Fire Protection Program (Statewide): one (1) Wildlife Biologist V; four (4) Wildlife Biologist IV, SR 22,; and four (4) Forestry and Wildlife Technicians	A	26					9.00	252,132						-						-
LNR804	DA	OR	Add two (2) positions and funds for Hawaii Branch for Game Management projects, and to address the large increase in goats, pigs and sheep in West Hawaii: one (1) Wildlife Biologist IV, SR 22; and one (1) Forestry and Wildlife Technician V, SR 15	A	27					2.00	56,016						-						-
LNR806	FA	OR	Add fifteen (15) permanent positions and funds to maintain and enhance State parks operations, repair and maintenance and emergency response.	A	28					15.00	418,528						-						-
LNR906	AA	OR	Add position and funds for an Accountant position to support the administration and grants management for expected \$30M climate grants. Salary, \$40,000; Equipment, \$3,000.	A	29					1.00	43,000						-						-
LNR407	NA	OR	Add nine (9) permanent positions and funds for emergency incident response and native ecosystem protection and management activities, Statewide: four (4) Natural Resources Mgmt Specialist IV, SR 22; one (1) Forestry and Wildlife Technician V, SR 15; three (3) Forestry and Wildlife Technician IV, SR 13; and one (1) Forestry and Wildlife Worker III, WS 05.	A	30					9.00	248,652						-						-
LNR101	EA	OR	Add funds for Sea Level Rise Action Plan and Implementation to address infrastructure loss and habitat destruction due to sea level rise.	A	31						340,000						-						-
LNR402	DA	OR	Add funds to upgrade position #4670 Heavy Truck Driver (BC-07) to Equipment Operator III (BC-09) to increase efficiency of operations.	A	32						6,960						-						-
LNR806	FA	OR	Repair and maintenance, renovations and improvements of various state parks statewide	A	33						15,000,000						-						-
LNR906	AA	OR	Add operating funds for homeless management and outreach - clean up supplies, debris removal and storage	A	34						1,500,000						-						-

Department of Land and Natural Resources  
Budget Decisions

Prog ID	Sub-Org	Type of Request	Description of Request	MOF	Priority #	Initial Department Requests						Budget and Finance Recommendations						Governor's Decision										
						FY24			FY25			FY24			FY25			FY24			FY25							
						Pos (P)	Pos (T)	\$\$\$	Pos (P)	Pos (T)	\$\$\$	Pos (P)	Pos (T)	\$\$\$	Pos (P)	Pos (T)	\$\$\$	Pos (P)	Pos (T)	\$\$\$	Pos (P)	Pos (T)	\$\$\$					
LNR401	CA	OR	Add funds for redescribed position Office Assistant III #50980 (SR08) to Account Clerk IV (SR13)	A	35						3,852																	
LNR401	CA	OR	Add funds for redescribed position Office Assistant IV's positions #39079, #39080 to Secretary I (SR12)	A	36						6,408																	
LNR401	CA	OR	Add funds for redescribed position #122913, salary: \$2,376, fringe: \$1,532	B	38						3,908																	
LNR401	CA	OR	Add operating funds for software license renewals	A	39						50,000																	
LNR172	DA	OR	Add ten (10) positions and funds for LNR 172, Forestry Resource and Management, Statewide: one (1) Forester V, SR24; two (2) Forester IV SR22; two (2) Natural Resources Mgt. Specialist IV SR22; one (1) Botanist IV, SR 22; two (2) Horticulturist IV, SR 22; two (2) Nursery Worker	A	40				10.00		319,680					-												
LNR801	CH	OR	Requesting a ceiling increase to procure trucks/trailers for all four boating district branches.	B	42						180,000						180,000											
LNR801	CH	OR	Requesting a ceiling increase to procure two vessels for the Maui and Hawaii Boating District Branches.	B	43						300,000						300,000											
LNR172	DA	OR	Forest/Resource Management - Improved forest and resource management for fire resilient landscapes, wildlife habitat, endangered species, including critically endangered forest birds	A	44						15,000,000						-											7,500,000
LNR402	DA	OR	Restore reduced funds for Native Resources and Fire Protection Program per HB 200, Act 88, SL 21	A	45						2,500,000						-											
LNR402	DA	OR	Add recurring funds to the Hawaii Invasive Species Council for expanded work on priority pests and maintaining emergency response capacity for new pest incursions.	A	46						3,500,000						-											
LNR401	CA	OR	Add (1) position and funds for AB IV (Sport Fish) Special Funded. Salary: \$31,548, Fringe: \$20,333	B	51				1.00		51,881					-												
LNR402	DA	OR	Add funds for the restoration and maintenance of Kawaiie Mana Wetlands on Kauai	A	52						200,000						-											
LNR402	DA	OR	Add recurring funds to maintain Kawaiie Wildlife Sanctuary and flood control levee (Oahu)	A	53						500,000						-											
LNR402	DA	OR	Add funds for Kauai endangered seabird recovery	A	54						250,000						-											
LNR402	DA	OR	Add funds for Maui endangered seabird recovery	A	55						250,000						-											
LNR402	DA	OR	Add funds for protection, restoration, and management of critically endangered forest birds	A	56						3,000,000						-											
LNR401	CA	OR	Add (5) positions and funds for Fishery Technician IV Special Funded (Sport Fish) Salary: \$113,040, Fringe: \$72,854.	B	57				5.00		185,894					-												
LNR401	CA	OR	Request to fund underfunded positions #92203 (Program Specialist V) \$9,144.00, # 52378 (Program Specialist IV) \$10,428, #92202C (AB VI) \$6924.	A	58						26,496						-											
LNR401	CA	OR	Add (5) positions and funds for Fishery Technician IV Special Funded (Ocean Stewardship) Salary: \$113,040, Fringe: \$72,854.	B	59					5.00	185,894					-												
LNR806	FA	OR	Add funds for non-recurring Equipment (\$1,000,000) and Motor Vehicles (\$1,000,000)	B	60						2,000,000						2,000,000											2,000,000

Department of Land and Natural Resources  
Budget Decisions

Table 4

Prog ID	Sub-Org	Type of Request	Description of Request	MOF	Priority #	Initial Department Requests						Budget and Finance Recommendations						Governor's Decision					
						FY24			FY25			FY24			FY25			FY24			FY25		
						Pos (P)	Pos (T)	\$\$\$	Pos (P)	Pos (T)	\$\$\$	Pos (P)	Pos (T)	\$\$\$	Pos (P)	Pos (T)	\$\$\$	Pos (P)	Pos (T)	\$\$\$	Pos (P)	Pos (T)	\$\$\$
LNR101	EA	OR	Add three (3) positions and funds for Climate Commission Staff - Senior Climate Advisor (Exempt), \$75,000, Administrative Assistant V, \$40,000, and Program Specialist (IV), \$30,000 to address climate emergency. Equipment, \$9,000.	A	61				3.00		154,000				-				3.00		154,000		
LNR101	EA	OR	Add funds for Community Outreach Programing to increase understanding of the climate crisis and what the state is doing to address it.	A	62						90,000				-						-		
LNR101	EA	OR	Add funds for AmeriCorps VISTA Program to support critical climate action throughout 8 state and county agencies	A	63						60,000				-						-		
LNR402	DA	OR	Add recurring funds for Holaniku (Kure Atoll) restoration and invasive species control and eradication	A	64						500,000				-						-		
LNR908	AC	OR	Add four (4) permanent positions and first year (six-months) funds for the personal services to support the Kaho'olawe Island Reserve Commission's operations and to increase job opportunities for Maui-based residents for one (1) Kaho'olawe Island Reserve Specialist III (KIR III) FY25: \$25,000, one (1) Kaho'olawe Island Reserve Specialist II (KIR II) FY25: \$22,500, one (1) Ocean Resource Specialist II (ORS II) FY25: \$25,000, and one (1) Program Specialist III/IV FY25: \$32,000.	A	66				4.00		104,500				-				-		-		
LNR909	AD	OR	Add one (1) position and funds for an Information Technology Specialist for the Mauna Kea Stewardship and Oversight Authority (MKSOA)	A	67					1.00	43,188				-						-		
LNR906	AA	OR	Add funds to existing, filled positions to reallocate positions in anticipation of delegation of recruitment activities: Position #121501 Human Resources Specialist IV to V (FTE 1.00, \$8,172); #13120 Human Resources Tech VI to Human Resources Specialist IV (FTE 1.00, \$16,488); #41587 Human Resources Assistant V to Human Resources Specialist III (FTE 1.00; \$21,564); and #33450 Human Resources Assistant V to Human Resources Specialist III (FTE 1.00, \$16,488).	A	11A						62,712				-							-	
LNR906	AA	OR	Add funds to existing, filled Position #46609 to reallocate position from Office Assistant IV to Staff Services Assistant I (FTE 1.00, Difference: Salary, \$10,608; Fringe, \$6,837) to support delegation of recruitment activities and coordination of required trainings.	B	11B						17,445				-							-	
LNR906	AA	OR	Add funds to reallocate various positions to align tasks to reflect the increasing job complexity and workload.	A	12A						56,610				-							-	
LNR906	AA	OR	Add funds to reallocate various positions to align tasks to reflect the increasing job complexity and workload.	B	12B						42,063				-							-	
LNR401	CA	OR	Add funds for redescribed position Education Specialist III #118785 (SR20) to Education Specialist IV (SR22). Salary: \$4,674 Fringe: \$3,012	P	37A						7,686				-							-	

Department of Land and Natural Resources  
Budget Decisions

Table 4

Prog ID	Sub-Org	Type of Request	Description of Request	MOF	Priority #	Initial Department Requests						Budget and Finance Recommendations						Governor's Decision					
						FY24			FY25			FY24			FY25			FY24			FY25		
						Pos (P)	Pos (T)	\$\$\$	Pos (P)	Pos (T)	\$\$\$	Pos (P)	Pos (T)	\$\$\$	Pos (P)	Pos (T)	\$\$\$	Pos (P)	Pos (T)	\$\$\$	Pos (P)	Pos (T)	\$\$\$
LNR401	CA	OR	Add funds for redescribed position Education Specialist III #118785 (SR20) to Education Specialist IV (SR22). Salary: \$4,674	A	37B																		
LNR402	DB	OR	Change MOF from P to A for Forester V, SR 24, Position #118212, (.5 FTE) and Wildlife Biologist V, SR 24, Position #50940, (.5 FTE). Federal grant currently does not allow personnel costs (Add fringe benefit - 64.45%)	P	41A				(1.00)		(133,379)				-		-						
LNR402	DA	OR	Change MOF from P to A for Forester V, SR 24, Position #118212, (.5 FTE) and Wildlife Biologist V, SR 24, Position #50940, (.5 FTE). Federal grant currently does not allow personnel costs	A	41B				1.00		81,106				-		-						
LNR401	CA	OR	Add (1) position and funds for AB V (75% N Salary: \$51,417, Fringe: \$33,138 ) (25% A \$17,139)	N	47A				0.75		84,555				-		-						
LNR401	CA	OR	Add (1) position and funds for AB V (75% N Salary: \$51,417, Fringe: \$33,138 ) (25% A \$17,139)	A	47B				0.25		17,139				-		-						
LNR401	CA	OR	Add (2) positions and funds for AB IV (75% N Salary: \$45,684, Fringe: \$29,443) (25% A \$15,228)	N	48A				1.50		150,254				-		-						
LNR401	CA	OR	Add (2) positions and funds for AB IV (75% N Salary: \$45,684, Fringe: \$29,443) (25% A \$15,228)	A	48B				0.50		30,456				-		-						
LNR401	CA	OR	Add (2) positions and funds for AB III (75% N Salary: \$42,210, Fringe: \$27,204) (25% A \$14,070)	A	49A				0.50		28,140				-		-						
LNR401	CA	OR	Add (2) positions and funds for AB III (75% N Salary: \$42,210, Fringe: \$27,204) (25% A \$14,070)	N	49B				1.50		138,828				-		-						
LNR401	CA	OR	Add (8) positions and funds for Fishery Technician IV (75% N Salary: \$135,648, Fringe: \$87,425) (25% A \$45,216).	A	50A				2.00		45,216				-		-						
LNR401	CA	OR	Add (8) positions and funds for Fishery Technician IV (75% N Salary: \$135,648, Fringe: \$87,425) (25% A \$45,216).	N	50B				6.00		223,073				-		-						
LNR101	EA	OR	Special Fund ceiling increase for fringe benefit adjustment	B	65A						510,189									510,189			
LNR102	EB	OR	Special Fund ceiling increase for fringe benefit adjustment	B	65B						64,883									64,883			
LNR111	BA	OR	Special Fund ceiling increase for fringe benefit adjustment	B	65C						402,489									402,489			
LNR141	GA	OR	Special Fund ceiling increase for fringe benefit adjustment	B	65D						37,159									37,159			
LNR810	GD	OR	Special Fund ceiling increase for fringe benefit adjustment	B	65E						71,891									71,891			
LNR401	CA	OR	Special Fund ceiling increase for fringe benefit adjustment	B	65F						21,056									21,056			
LNR804	DA	OR	Special Fund ceiling increase for fringe benefit adjustment	B	65G						1,500									1,500			
LNR404	GC	OR	Special Fund ceiling increase for fringe benefit adjustment	B	65H						46,498									46,498			
LNR801	CH	OR	Special Fund ceiling increase for fringe benefit adjustment	B	65I						810,071									810,071			
LNR802	HP	OR	Special Fund ceiling increase for fringe benefit adjustment	B	65J						4,315									4,315			
LNR906	AA	OR	Special Fund ceiling increase for fringe benefit adjustment	B	65K						62,252									62,252			

Department of Land and Natural Resources  
Budget Decisions

Prog ID	Sub-Org	Type of Request	Description of Request	MOF	Priority #	Initial Department Requests						Budget and Finance Recommendations						Governor's Decision					
						FY24			FY25			FY24			FY25			FY24			FY25		
						Pos (P)	Pos (T)	\$\$\$	Pos (P)	Pos (T)	\$\$\$	Pos (P)	Pos (T)	\$\$\$	Pos (P)	Pos (T)	\$\$\$	Pos (P)	Pos (T)	\$\$\$	Pos (P)	Pos (T)	\$\$\$
LNR802	HP	OR	Change in MOF for three (3) federal funded positions to general fund	N	9A				(3.00)		(396,768)				-		-				-		-
LNR802	HP	OR	Change in MOF for three (3) federal funded positions to general fund	A	9B				3.00		396,768				-		-				-		-
LNR101	EA	OR	Governor's Adjustment: Public Land Trust Information System (PLTIS) Update, Statewide	B							-						900,000						900,000
						-	-	-	102.00	6.00	141,517,267	-	-	-	-	-	77,530,803	-	-	-	3.00	-	95,325,815
<b>By MOF</b>																							
			General	A		-	-	-	89.25	1.00	70,742,263	-	-	-	-	-	8,001,338	-	-	-	3.00	-	25,796,350
			Special	B		-	-	-	6.00	5.00	9,420,861	-	-	-	-	-	8,333,776	-	-	-	-	-	8,333,776
			Federal Funds	N		-	-	-	8.25	-	1,420,085	-	-	-	-	-	1,098,759	-	-	-	-	-	1,098,759
			Other Federal Funds	P		-	-	-	(1.50)	-	59,934,058	-	-	-	-	-	60,096,930	-	-	-	-	-	60,096,930
			Private	R		-	-	-	-	-	-	-	-	-	-	-	-	-	-	-	-	-	-
			County	S		-	-	-	-	-	-	-	-	-	-	-	-	-	-	-	-	-	-
			Trust	T		-	-	-	-	-	-	-	-	-	-	-	-	-	-	-	-	-	-
			Inter-departmental Transfer	U		-	-	-	-	-	-	-	-	-	-	-	-	-	-	-	-	-	-
			American Rescue Plan Funds	V		-	-	-	-	-	-	-	-	-	-	-	-	-	-	-	-	-	-
			Revolving	W		-	-	-	-	-	-	-	-	-	-	-	-	-	-	-	-	-	-
			Other	X		-	-	-	-	-	-	-	-	-	-	-	-	-	-	-	-	-	-
						-	-	-	102.00	6.00	141,517,267	-	-	-	-	-	77,530,803	-	-	-	3.00	-	95,325,815

Department of Land and Natural Resources  
Proposed Budget Reductions

Table 5

<u>Prog ID</u>	<u>Sub-Org</u>	<u>Description of Reduction</u>	<u>Impact of Reduction</u>	<u>MOE</u>	<u>FY24</u>			<u>FY25</u>			<u>FY24 Restriction (Y/N)</u>
					<u>Pos (P)</u>	<u>Pos (T)</u>	<u>\$\$\$\$</u>	<u>Pos (P)</u>	<u>Pos (T)</u>	<u>\$\$\$\$</u>	
<b>FEDERAL FUND ADJUSTMENT REQUEST</b>											
LNR401	CA	Federal Fund Ceiling Adjustment	The award amount for each grant vary from year to year. Negative adjustments is to match anticipated federal grant awards received by the program.	N				-	-	(34,550)	

Department of Land and Natural Resources  
Proposed Budget Additions

Table 6

Prog ID	Sub-Org	Addition Type	Prog ID Priority	Dept-Wide Priority	Description of Addition	Justification	MOF	FY24			FY25		
								Pos (P)	Pos (T)	\$\$\$	Pos (P)	Pos (T)	\$\$\$
LNR101	EA	FC		61	Add three (3) positions and funds for Climate Commission Staff - Senior Climate Advisor (Exempt), \$75,000, Administrative Assistant V, \$40,000, and Program Specialist (IV), \$30,000 to address climate emergency. Equipment, \$9,000.	Additional staff capacity is needed to meet the requirements of HRS § 225P-3 and to address the ever-increasing and present threat of climate change.	A				3.00		154,000
LNR101	EA	FC		65A	Special Fund ceiling increase for fringe benefit adjustment	Special fund ceiling increase is needed to cover the increase in fringe benefit due to a higher fringe benefit rate (64.45%)	B						510,189
LNR101	EA	NG	Gov Adjustment		Public Land Trust Information System (PLTIS) upgrade, statewide	PLTIS is used by multiple agencies for identifying state owned lands and encumbrances. It is the only resource that accumulates this data from approximately 40 agencies and presents it with geographic navigation and search tools. Updating PLTIS would have many benefits, including assisting in 2023 wildfires recovery.	B						900,000
LNR102	EB	FC		65B	Special Fund ceiling increase for fringe benefit adjustment	Special fund ceiling increase is needed to cover the increase in fringe benefit due to a higher fringe benefit rate (64.45%)	B						64,883
LNR111	BA	FC		65C	Special Fund ceiling increase for fringe benefit adjustment	Special fund ceiling increase is needed to cover the increase in fringe benefit due to a higher fringe benefit rate (64.45%)	B						402,489
LNR141	GA	FC		65D	Special Fund ceiling increase for fringe benefit adjustment	Special fund ceiling increase is needed to cover the increase in fringe benefit due to a higher fringe benefit rate (64.45%)	B						37,159
LNR172	DA	FF		1	Federal Fund Ceiling Adjustment	The award amount for each grant vary from year to year. Increase in federal fund ceiling is to match anticipated federal grant awards received by the program.	P						5,000,000
LNR172	DA	AR		44	Forest/Resource Management - Improved forest and resource management for fire resilient landscapes, wildlife habitat, endangered species, including critically endangered forest birds	Full year funding is needed for three filled Fishery Tech positions to support the management of alien species introductions and lessening their impact on native biota and habitat.	A						7,500,000



Department of Land and Natural Resources  
Proposed Budget Additions

Table 6

<u>Prog ID</u>	<u>Sub-Org</u>	<u>Addition Type</u>	<u>Prog ID Priority</u>	<u>Dept-Wide Priority</u>	<u>Description of Addition</u>	<u>Justification</u>	<u>MOF</u>	<u>Pos (P)</u>	<u>Pos (T)</u>	<u>\$\$\$</u>	<u>Pos (P)</u>	<u>Pos (T)</u>	<u>\$\$\$</u>
LNR401	CA	FF		3	Federal Fund Ceiling Adjustment	The award amount for each grant vary from year to year. Increase in federal fund ceiling is to match anticipated federal grant awards received by the program.	P						21,374,911
LNR401	CA	FC		17	Request for full year funding for three (3) positions #120814, #120815, #92342C Fishery Technician IV SR13 FY 25,446 each.	Full year funding is needed for three filled Fishery Tech positions to support the management of alien species introductions and lessening their impact on native biota and habitat.	A						76,338
LNR401	CA	NG		20	Increase of Sport Fish Special Fund Ceiling.	Request to increase the sport fish ceiling increase to account for increased revenue projections because of a new non-resident marine fishing license. Revenue will support sport fish monitoring and restoration projects and serve as match for federal grants.	B						800,000
LNR401	CA	NG		21	Increase of Ocean Stewardship Special Fund Ceiling.	Request to increase the ocean stewardship fund to account for increased revenue projections because of a new commercial ocean user fee which will go into effect January 1, 2024. Revenue will be used to support ocean stewardship projects, outreach and education. And administration of the program	B						1,600,000
LNR401	CA	FC		65F	Special Fund ceiling increase for fringe benefit adjustment	Special fund ceiling increase is needed to cover the increase in fringe benefit due to a higher fringe benefit rate (64.45%)	B						21,056
LNR402	DA	FF		4	Federal Fund Ceiling Adjustment	The award amount for each grant vary from year to year. Increase in federal fund ceiling is to match anticipated federal grant awards received by the program.	N						152,533
LNR402	DB	FF		5	Federal Fund Ceiling Adjustment	The award amount for each grant vary from year to year. Increase in federal fund ceiling is to match anticipated federal grant awards received by the program.	P						8,944,254

Department of Land and Natural Resources  
Proposed Budget Additions

Table 6

<u>Prog ID</u>	<u>Sub-Org</u>	<u>Addition Type</u>	<u>Prog ID Priority</u>	<u>Dept-Wide Priority</u>	<u>Description of Addition</u>	<u>Justification</u>	<u>MOF</u>	<u>Pos (P)</u>	<u>Pos (T)</u>	<u>\$\$\$</u>	<u>Pos (P)</u>	<u>Pos (T)</u>	<u>\$\$\$</u>
LNR402	DA	AR		1	Add recurring funds for fire pre-suppression, readiness, response, and post-fire restoration and rehabilitation.	The Division of Forestry and Wildlife is the primary responder for wildland fires occurring across one million acres of forested watershed, which represents over twenty-five percent of the land area in the state and co-responds with federal and county agencies for an additional thirty percent. Funding supports the Division of Forestry and Wildlife's fire and emergency response (overtime, meals contracts), prevention, and pre-suppression activities such as fuels management, post-fire restoration, and community wildfire protection projects. Funds will support managing for resilient landscapes by interrupting the invasive grass/fire cycle and restoring native forests.	A						7,425,000
LNR402	DA	NR		2	Add funds for fire and emergency response equipment	The Division of Forestry and Wildlife is the primary responder for wildland fires occurring across one million acres of forested watershed or approximately twenty-five percent of the land area in the state and co-responds with federal and county agencies for an additional thirty percent. Equipment and heavy machinery are needed to quickly and effectively respond to fires and other emergency responses to protect natural and cultural resources as well as communities. New equipment is needed to replace the Division of Forestry and Wildlife's aging fleet which experiences frequent breakdowns, and to expand response capacity to the increased threat of fire due to land use change and a warming climate (non-recurring request).	A						10,000,000

Department of Land and Natural Resources  
Proposed Budget Additions

Table 6

<u>Prog ID</u>	<u>Sub-Org</u>	<u>Addition Type</u>	<u>Prog ID Priority</u>	<u>Dept-Wide Priority</u>	<u>Description of Addition</u>	<u>Justification</u>	<u>MOF</u>	<u>Pos (P)</u>	<u>Pos (T)</u>	<u>\$\$\$</u>	<u>Pos (P)</u>	<u>Pos (T)</u>	<u>\$\$\$</u>
LNR402	DA	AR		24	Add funds to support statewide invasive ant research and control to be carried out by the Hawaii Ant Lab.	Funding for the Hawaii Ant Lab would be supported through the Hawaii Invasive Species Council which is administered by the Department and supports multiple inter-agency projects and programs that focus on the prevention and management of high-risk invasive plants and pests. The Hawaii Ant Lab is the only organization dedicated solely to the management and eradication of invasive ants in Hawaii, including little fire ant. As of fiscal year 2024, the Hawaii Ant Lab has no stable, long-term funding. Funding for the program is provided on a year-to-year basis by applying for competitive grants and other opportunities. The 2023 Legislative Session was the first year the Hawaii Ant Lab received an exclusive appropriation to support their program.	A						500,000
LNR404	GC	FC		65H	Special Fund ceiling increase for fringe benefit adjustment	Special fund ceiling increase is needed to cover the increase in fringe benefit due to a higher fringe benefit rate (64.45%)	B						46,498
LNR405	HA	NR		7	Request expenditure ceiling for S302 to aid in the Maui wildfire recovery	This request is to increase the spending ceiling for this fund to allow DOCARE to procure a vessel that will be used to assist with recovery operations and reconstruction of the Lahaina Small Boat Harbor and nearshore waters as a result of the Lahaina Wildfires.	B						521,473
LNR407	NA	FF		6	Federal Fund Ceiling Adjustment	The award amount for each grant vary from year to year. Increase in federal fund ceiling is to match anticipated federal grant awards received by the program.	P						24,777,765
LNR801	CH	FC		8	Request funding for the following unfunded positions: Boating & Ocean Recreation Harbor Agent II (122224, \$47,004); Boating & Ocean Recreation Harbor Agent II (122226, \$47,004); Boating & Ocean Recreation Harbor Agent II (122227, \$47,004)	Restore funding for these positions. These positions are critical for the operations of the Small Boat Harbors. Funding will enable the DOBOR to recruit for the postions and will result in a more efficient way to assist with harbors operations.	A						141,012

Department of Land and Natural Resources  
Proposed Budget Additions

Table 6

<u>Prog ID</u>	<u>Sub-Org</u>	<u>Addition Type</u>	<u>Prog ID Priority</u>	<u>Dept- Wide Priority</u>	<u>Description of Addition</u>	<u>Justification</u>	<u>MOF</u>	<u>Pos (P)</u>	<u>Pos (T)</u>	<u>\$\$\$</u>	<u>Pos (P)</u>	<u>Pos (T)</u>	<u>\$\$\$</u>
LNR801	CH	NR		42	Requesting a ceiling increase to procure trucks/trailers for all four boating district branches.	Ceiling increase is needed to be able to procure trucks and trailers for all DOBOR districts to replace aging vehicles that are over ten (10) years old.	B						180,000
LNR801	CH	NR		43	Requesting a ceiling increase to procure two vessels for the Maui and Hawaii Boating District Branches.	Requesting a ceiling increase to procure two boats for Maui and Hawaii Districts to replace the older vessels that don't work. This will allow our staff to conduct on water inspections, inventory and oversee conflicts with recreational and commercial users.	B						300,000
LNR801	CH	FC		65I	Special Fund ceiling increase for fringe benefit adjustment	Special fund ceiling increase is needed to cover the increase in fringe benefit due to a higher fringe benefit rate (64.45%)	B						810,071
LNR802	HP	FF		7	Federal Fund Ceiling Adjustment	To request expenditure ceiling for anticipated federal grant awards. This will provide for additional funding to support salaries and fringes.	N						30,776
LNR802	HP	FC		65J	Special Fund ceiling increase for fringe benefit adjustment	Special fund ceiling increase is needed to cover the increase in fringe benefit due to a higher fringe benefit rate (64.45%)	B						4,315
LNR804	DA	FF		8	Federal Fund Ceiling Adjustment	To request expenditure ceiling for anticipated federal grant awards.	N						950,000
LNR804	DA	FC		65G	Special Fund ceiling increase for fringe benefit adjustment	Special fund ceiling increase is needed to cover the increase in fringe benefit due to a higher fringe benefit rate (64.45%)	B						1,500
LNR806	FA	NR		60	Add funds for non-recurring Equipment (\$1,000,000) and Motor Vehicles (\$1,000,000)	State Parks is currently in the second year of a five-year plan to upgrade their fleet as well as purchase additional vehicles for anticipated increase in staffing statewide. State Parks is also currently assessing the types of equipment needed for fire mitigation as well as routine repair and maintenance of state parks.	B						2,000,000
LNR810	GD	FC		65E	Special Fund ceiling increase for fringe benefit adjustment	Special fund ceiling increase is needed to cover the increase in fringe benefit due to a higher fringe benefit rate (64.45%)	B						71,891

Department of Land and Natural Resources  
Proposed Budget Additions

Table 6

<u>Prog ID</u>	<u>Sub-Org</u>	<u>Addition Type</u>	<u>Prog ID Priority</u>	<u>Dept-Wide Priority</u>	<u>Description of Addition</u>	<u>Justification</u>	<u>MOF</u>	<u>Pos (P)</u>	<u>Pos (T)</u>	<u>\$\$\$</u>	<u>Pos (P)</u>	<u>Pos (T)</u>	<u>\$\$\$</u>
LNR906	AA	FC		65K	Special Fund ceiling increase for fringe benefit adjustment	Special fund ceiling increase is needed to cover the increase in fringe benefit due to a higher fringe benefit rate (64.45%)	B						62,252

Department of Land and Natural Resources  
FY 2022 - FY 2024 Restrictions

Table 7

<u>Fiscal Year</u>	<u>Prog ID</u>	<u>Sub-Org</u>	<u>MOF</u>	<u>Budgeted by Dept</u>	<u>Restriction</u>	<u>Difference Between Budgeted &amp; Restricted</u>	<u>Percent Difference</u>	<u>Impact</u>
FY22	LNR101	EA	A	170,264	11,540	158,724	93.22%	Restriction limits ability to contract for climate mitigation and adaptation initiatives but does not jeopardize the climate coordinator position and will be absorbed.
FY22	LNR141	GA	A	2,583,711	160,111	2,423,600	93.80%	Restrictions on payroll affects ability to fill all authorized positions and cost cutting on other current expenses was implemented.
FY22	LNR153	CB	A	987,079	47,785	939,294	95.16%	Reduced operating funds to support commercial fisheries projects.
FY22	LNR172	DA	A	2,713,692	131,372	2,582,320	95.16%	Reduction of general-funded management projects in the 680,000 acres of the public Forest Reserve System, including reductions to fence, road, trail, campsite, and facility maintenance; reduced ungulate and invasive species control trips; reduced forest restoration and tree planting projects; reduced fuel reduction and fire break maintenance; and reduced capacity for management of threatened and endangered species.
FY22	LNR401	CA	A	2,023,023	97,936	1,925,087	95.16%	Reduced operating funds to support Ecosystem Protection projects.
FY22	LNR402	DA	A	14,821,778	768,321	14,053,457	94.82%	The reduction produced limited operational funds for various wildlife projects. Lack of funds for waterbird habitat management and predator control, resulting in inability to implement key recovery actions for six endangered waterbird species. Gaps in supporting statewide invasive species management which led to spread of priority species such as coqui, little fire ant, and miconia; scaling back of Rapid Ohia Death research, surveys, and response. Suspension of research on invasive species control tools. Reduction in funds available for watershed protection. Lack of funds for analysis of wildlife population surveys. Delays in regulatory compliance review and annual site visits at Habitat Conservation Plan incidental take license sites.
FY22	LNR404	GC	A	2,838,042	257,348	2,580,694	90.93%	The Commission on Water Resource Management is actively pursuing filling its vacancies. Finding qualified and suitable candidates for some of its vacancies has however, prolonged this effort, resulting in payroll savings being applied to meet the Administration imposed 5% general fund restriction and 2% general fund contingency restriction. The effect of not filling positions will result in: (1) Delays in implementing interim instream flow standards in multiple Maui streams; (2) Delays in analysis and processing existing and new surface water use permit applications; (3) Delays in analysis and processing of applications and reports for water use permits in designated water management areas, statewide surface water use reporting, stream channel alterations, stream diversion works; (4) Delays in processing well construction and pump installation permits; (5) Delays in certifying wells and pumps; (6) Cutting back or deferring complex hydrologic studies and investigations; (7) Diminished response and resolution of citizen complaints/disputes; (8) Delays in fulfilling information requests.
FY22	LNR405	HA	A	10,774,525	877,646	9,896,879	91.85%	Restrictions resulted in the cancellation or deferral of critical repairs & maintenance undertakings. Restrictions also affected the Division's operations and capacity to respond to natural resources problems and complaints.
FY22	LNR407	NA	A	8,350,262	445,880	7,904,382	94.66%	The restriction reduced maintenance of capital improvement project investments and long-term projects focusing on fresh water, reduced greenhouse gas emissions, flood mitigation, erosion, wildfires, and threatened and endangered species.
FY22	LNR801	CH	A	445,255	30,177	415,078	93.22%	Reduction in services to the public and existing staff's work load increasing to cover vacant positions.
FY22	LNR802	HP	A	2,174,884	-	2,174,884	100.00%	
FY22	LNR804	DA	A	1,893,781	-	1,893,781	100.00%	

Department of Land and Natural Resources  
FY 2022 - FY 2024 Restrictions

Table 7

<u>Fiscal Year</u>	<u>Prog ID</u>	<u>Sub-Org</u>	<u>MOF</u>	<u>Budgeted by Dept</u>	<u>Restriction</u>	<u>Difference Between Budgeted &amp; Restricted</u>	<u>Percent Difference</u>	<u>Impact</u>
FY22	LNR805	CB	A	1,324,529	64,121	1,260,408	95.16%	Reduced operating funds to support Recreational Fisheries and neighbor Islands projects.
FY22	LNR806	FA	A	10,716,714	726,324	9,990,390	93.22%	Restrictions affected the deferral of critical repair & maintenance projects and lifeguard contract funding.
FY22	LNR906	AA	A	4,391,063	113,874	4,277,189	97.41%	Cost cutting on other operating expenses was implemented to meet restriction. The funds were critically needed to support on-island operations and support functions for the safety and general welfare of all on-island workers, KIRC staff and public.
				66,208,602	3,732,435	62,476,167	94.36%	
FY23	LNR101	EA	A	170,264	16,566	153,698	90.27%	Restriction limits ability to contract for climate mitigation and adaptation initiatives but does not jeopardize the climate coordinator position and will be absorbed.
FY23	LNR141	GA	A	2,918,651	283,978	2,634,673	90.27%	Restrictions on payroll affects ability to fill all authorized positions and cost cutting on other current expenses was implemented.
FY23	LNR153	CB	A	1,327,059	129,120	1,197,939	90.27%	Reduced operating funds to support commercial fisheries projects.
FY23	LNR172	DA	A	3,192,942	310,666	2,882,276	90.27%	Reduction of general-funded management projects in the 680,000 acres of the public Forest Reserve System, including reductions to fence, road, trail, campsite, and facility maintenance; reduced ungulate and invasive species control trips; reduced forest restoration and tree planting projects; reduced fuel reduction and fire break maintenance; and reduced capacity for management of threatened and endangered species.
FY23	LNR401	CA	A	2,295,831	223,376	2,072,455	90.27%	Reduced operating funds to support Ecosystem Protection projects.
FY23	LNR402	DA	A	17,067,208	1,666,730	15,400,478	90.23%	The reduction produced limited operational funds for various wildlife projects. Lack of funds for waterbird habitat management and predator control, resulting in inability to implement key recovery actions for six endangered waterbird species. Gaps in supporting statewide invasive species management which led to spread of priority species such as coqui, little fire ant, and miconia; scaling back of Rapid Ohia Death research, surveys, and response. Suspension of research on invasive species control tools. Reduction in funds available for watershed protection. Lack of funds for analysis of wildlife population surveys. Delays in regulatory compliance review and annual site visits at Habitat Conservation Plan incidental take license sites.
FY23	LNR404	GC	A	2,951,202	287,142	2,664,060	90.27%	The Commission on Water Resource Management is actively pursuing filling its vacancies. Finding qualified and suitable candidates for some of its vacancies has however, prolonged this effort, resulting in payroll savings being applied to meet the Administration imposed 5% general fund restriction and 5% general fund contingency restriction. The restrictions have limited the ability to enter into contractual services for complex water studies, monitoring activities, and data collection. The Commission's Water Resource Protection Plan outlines data and information gaps where much needed investigation and monitoring would improve its understanding of the impacts of climate change, future water availability and demands, impacts to public trust purposes, and to anticipate where designation of water management areas may be necessary.

Department of Land and Natural Resources  
FY 2022 - FY 2024 Restrictions

Table 7

<u>Fiscal Year</u>	<u>Prog ID</u>	<u>Sub-Org</u>	<u>MOF</u>	<u>Budgeted by Dept</u>	<u>Restriction</u>	<u>Difference Between Budgeted &amp; Restricted</u>	<u>Percent Difference</u>	<u>Impact</u>
FY23	LNR405	HA	A	13,066,413	1,271,328	11,795,085	90.27%	Restrictions resulted in the cancellation or deferral of critical repairs & maintenance undertakings. In addition, given the current Academy class size, training and start-up costs have been largely dependent upon ARPA funding. It is necessary for the Division to have recurring training funding to support new recruits as well as maintain training for current employees to stay up-to-date with necessary requirements and qualifications.
FY23	LNR407	NA	A	9,767,816	950,384	8,817,432	90.27%	The restriction reduced maintenance of capital improvement project investments and long-term projects focusing on fresh water, reduced greenhouse gas emissions, flood mitigation, erosion, wildfires, and threatened and endangered species.
FY23	LNR801	CH	A	445,255	43,322	401,933	90.27%	Reduction in services to the public and existing staff's work load increasing to cover vacant positions.
FY23	LNR802	HP	A	3,443,482	335,042	3,108,440	90.27%	SHPD will be required to eliminate positions or restrict/eliminate essential operating activities, e.g., HICRIS O&M, digitation of legacy documents/reports, routine operating expenses, e.g., essential travel, purchase of office supplies, telephones, etc.
FY23	LNR804	DA	A	4,381,634	426,322	3,955,312	90.27%	Reduced operational funds available to provide necessary equipment, supplies, and operational capacity to meet forest and outdoor recreation goals and objectives; restricted maintenance of access roads and trails.
FY23	LNR805	CB	A	1,404,199	136,624	1,267,575	90.27%	Reduced operating funds to support Recreational Fisheries and neighbor Islands projects.
FY23	LNR806	FA	A	11,990,874	1,166,680	10,824,194	90.27%	Restrictions will impact the operational expenditure plan of filling vacancies and providing stable funding for basic park operational cost such as utilities, fuel and annual service contracts. The special fund income is intended to be applied towards deferred maintenance of facilities, roadways, parking areas and other park features that are not appropriate, or add to the cost of, CIP requests.
FY23	LNR906	AA	A	5,087,499	303,750	4,783,749	94.03%	Cost cutting on other operating expenses was implemented to meet restriction. If possible and when necessary, funds from other division/programs were tapped to cover expenses. The funds were critically needed to support on-island operations and support functions for the safety and general welfare of all on-island workers, KIRC staff and public.
				79,510,329	7,551,030	71,959,299	90.50%	
FY24	LNR101	EA	A	174,977	17,120	157,857	90.22%	Restriction limits ability to contract for climate mitigation and adaptation initiatives but does not jeopardize the climate coordinator position and will be absorbed.
FY24	LNR141	GA	A	3,306,742	323,548	2,983,194	90.22%	Restrictions on payroll affects ability to fill all authorized positions and cost cutting on other current expenses was implemented.
FY24	LNR172	DA	A	23,735,463	365,496	23,369,967	98.46%	Reduction of general-funded management projects in the 680,000 acres of the public Forest Reserve System, including reductions to fence, road, trail, campsite, and facility maintenance; reduced ungulate and invasive species control trips; reduced forest restoration and tree planting projects; reduced fuel reduction and fire break maintenance; and reduced capacity for management of threatened and endangered species.
FY24	LNR401	CA	A	20,329,231	541,986	19,787,245	97.33%	Reduced operating funds for ecosystem protection, neighbor island projects, commercial and non-commercial fisheries projects, as well as mitigation, aquaculture, and restoration projects.



Department of Land and Natural Resources  
FY 2022 - FY 2024 Restrictions

Table 7

<u>Fiscal Year</u>	<u>Prog ID</u>	<u>Sub-Org</u>	<u>MOF</u>	<u>Budgeted by Dept</u>	<u>Restriction</u>	<u>Difference Between Budgeted &amp; Restricted</u>	<u>Percent Difference</u>	<u>Impact</u>
FY24	LNR402	DA	A	17,382,568	1,705,688	15,676,880	90%	The reduction limits funds for critical endangered Hawaiian forest bird protection and management work and waterbird habitat management and predator control, resulting in an inability to implement key recovery actions for endangered species. Reduced funds for statewide invasive species management have contributed to the spread of priority species such as coconut rhinoceros beetle, coqui frog, little fire ant, and miconia, and scaling back Rapid Ohia Death research, surveys, and response. Research on invasive species control tools has been suspended. Reduction in funds available for watershed protection. Lack of funds for analysis of wildlife population surveys. Delays in regulatory compliance review and annual site visits at Habitat Conservation Plan incidental take license sites.
FY24	LNR404	GC	A	3,373,097	330,040	3,043,057	90%	The Commission on Water Resource Management is actively pursuing filling its vacancies. Finding qualified and suitable candidates for some of its vacancies has however, prolonged this effort, resulting in payroll savings being applied to meet the Administration imposed 5% general fund restriction and 5% general fund contingency restriction. The restrictions have limited the ability to enter into contractual services for complex water studies, monitoring activities, and data collection. The Commission's Water Resource Protection Plan outlines data and information gaps where much needed investigation and monitoring would improve its understanding of the impacts of climate change, future water availability and demands, impacts to public trust purposes, and to anticipate where designation of water management areas may be necessary.
FY24	LNR405	HA	A	16,660,215	1,171,714	15,488,501	92.97%	Restrictions will impact the Division's capacity to support the planned Recruitment Academy and related additional expenditures.
FY24	LNR407	NA	A	15,328,051	896,556	14,431,495	94%	The restriction reduced maintenance of capital improvement project investments and long-term projects focusing on fresh water, reduced greenhouse gas emissions, flood mitigation, erosion, wildfires, and threatened and endangered species.
FY24	LNR801	CH	A	465,440	45,540	419,900	90.22%	Reduction in services to the public and existing staff's work load increasing to cover vacant positions.
FY24	LNR802	HP	A	4,382,199	428,774	3,953,425	90%	SHPD will be required restrict/eliminate essential operating activities, e.g., HICRIS O&M, digitation of legacy documents/reports, routine operating expenses, e.g., essential travel, purchase of office supplies, telephones, etc.
FY24	LNR804	DA	A	4,613,886	451,444	4,162,442	90.22%	Reduced operational funds available to provide necessary equipment, supplies, and operational capacity to meet forest and outdoor recreation goals and objectives; restricted maintenance of access roads and trails.
FY24	LNR806	FA	A	37,545,402	1,227,500	36,317,902	96.73%	No Impact due to the Legislative increase of General Funds in the amount of \$10,000,000 to the State Park base
FY24	LNR906	AA	A	4,659,261	130,134	4,529,127	97.21%	Cost cutting on other operating expenses was implemented to meet restriction. The funds are critically needed to support program operations and support functions for the whole department.
FY24	LNR907	AB	A	286,300	28,630	257,670	90%	
FY24	LNR908	AC	A	1,803,789	176,490	1,627,299	90%	Cost cutting on other operating expenses was implemented to meet restriction. The funds are critically needed to support on-island operations and support functions for the safety and general welfare of all on-island workers, KIRC staff and public.
FY24	LNR909	AD	A	14,000,000	1,400,000	12,600,000	90.00%	Restricted budget may impact MKSOA's ability to retain consultants, create new staff positions and obtain facilities and equipment needed to meet 2028 transition deadline.
				168,046,621	9,240,660	158,805,961	94.50%	

Department of Land and Natural Resources  
Emergency Appropriation Requests

Table 8

<u>Prog ID</u>	<u>Description of Request</u>	<u>Explanation of Request</u>	<u>MOF</u>	<u>Pos (P)</u>	<u>Pos (T)</u>	<u>\$\$\$</u>
	None.					



Department of Land and Natural Resources  
Intradepartmental Transfers in FY23 and FY24

Table 10

<u>Actual or Anticipated Date of Transfer</u>	<u>MOF</u>	<u>Pos (P)</u>	<u>Pos (T)</u>	<u>\$\$\$</u>	<u>From Prog ID</u>	<u>Percent of Program ID Appropriation Transferred From</u>	<u>To Prog ID</u>	<u>Percent of Receiving Program ID Appropriation</u>	<u>Reason for Transfer</u>	<u>Recurring (Y/N)</u>
7/1/2023	B	1.00		\$ 88,856	LNR 101	100.0%	LNR 102	100.0%	Transfer position to New Program ID established for FY24	N
7/1/2023	B	1.00		\$ 88,738	LNR 101	100.0%	LNR 102	100.0%	Transfer position to New Program ID established for FY24	N
7/1/2023	A	1.00		\$ 46,476	LNR 153	100.0%	LNR 401	100.0%	Consolidation of accounts to simplify accounting	N
7/1/2023	A	1.00		\$ 78,420	LNR 153	100.0%	LNR 401	100.0%	Consolidation of accounts to simplify accounting	N
7/1/2023	A	1.00		\$ 52,956	LNR 153	100.0%	LNR 401	100.0%	Consolidation of accounts to simplify accounting	N
7/1/2023	A	1.00		\$ 44,724	LNR 153	100.0%	LNR 401	100.0%	Consolidation of accounts to simplify accounting	N
7/1/2023	A	1.00		\$ 78,420	LNR 153	100.0%	LNR 401	100.0%	Consolidation of accounts to simplify accounting	N
7/1/2023	A	1.00		\$ 69,732	LNR 153	100.0%	LNR 401	100.0%	Consolidation of accounts to simplify accounting	N
7/1/2023	A	1.00		\$ 95,436	LNR 153	100.0%	LNR 401	100.0%	Consolidation of accounts to simplify accounting	N
7/1/2023	A	1.00		\$ 55,092	LNR 805	100.0%	LNR 401	100.0%	Consolidation of accounts to simplify accounting	N
7/1/2023	A	1.00		\$ 78,420	LNR 805	100.0%	LNR 401	100.0%	Consolidation of accounts to simplify accounting	N
7/1/2023	A	1.00		\$ 78,420	LNR 805	100.0%	LNR 401	100.0%	Consolidation of accounts to simplify accounting	N
7/1/2023	A	1.00		\$ 72,528	LNR 805	100.0%	LNR 401	100.0%	Consolidation of accounts to simplify accounting	N
7/1/2023	A	1.00		\$ 57,324	LNR 805	100.0%	LNR 401	100.0%	Consolidation of accounts to simplify accounting	N
7/1/2023	A	1.00		\$ 36,732	LNR 805	100.0%	LNR 401	100.0%	Consolidation of accounts to simplify accounting	N
7/1/2023	A	1.00		\$ 32,664	LNR 805	100.0%	LNR 401	100.0%	Consolidation of accounts to simplify accounting	N
7/1/2023	A	1.00		\$ 36,732	LNR 805	100.0%	LNR 401	100.0%	Consolidation of accounts to simplify accounting	N
7/1/2023	A	1.00		\$ 59,616	LNR 805	100.0%	LNR 401	100.0%	Consolidation of accounts to simplify accounting	N
7/1/2023	A	1.00		\$ 59,616	LNR 805	100.0%	LNR 401	100.0%	Consolidation of accounts to simplify accounting	N
7/1/2023	A	1.00		\$ 69,732	LNR 805	100.0%	LNR 401	100.0%	Consolidation of accounts to simplify accounting	N
7/1/2023	A	1.00		\$ 72,528	LNR 153	100.0%	LNR 401	100.0%	Consolidation of accounts to simplify accounting	N
7/1/2023	A	1.00		\$ 50,304	LNR 805	100.0%	LNR 401	100.0%	Consolidation of accounts to simplify accounting	N
7/1/2023	A	1.00		\$ 38,220	LNR 805	100.0%	LNR 401	100.0%	Consolidation of accounts to simplify accounting	N
3/1/2024	P		1.00	\$ 74,778	LNR 153	100.0%	LNR 401	100.0%	Consolidation of accounts to simplify accounting	N
7/1/2023	B	0.50		\$ 28,763	LNR 153	50.0%	LNR 401	50.0%	Consolidation of accounts to simplify accounting	N
7/1/2023	P	0.50		\$ 24,766	LNR 153	50.0%	LNR 401	50.0%	Consolidation of accounts to simplify accounting	N
7/1/2023	B	0.50		\$ 28,763	LNR 153	50.0%	LNR 401	50.0%	Consolidation of accounts to simplify accounting	N
7/1/2023	P	0.50		\$ 24,766	LNR 153	50.0%	LNR 401	50.0%	Consolidation of accounts to simplify accounting	N
7/1/2023	B		0.25	\$ 18,200	LNR 805	25.0%	LNR 401	25.0%	Consolidation of accounts to simplify accounting	N
7/1/2023	N		0.75	\$ 69,451	LNR 805	75.0%	LNR 401	75.0%	Consolidation of accounts to simplify accounting	N
7/1/2023	A	1.00		\$ 93,252	LNR 153	100.0%	LNR 401	100.0%	Consolidation of accounts to simplify accounting	N
7/1/2023	A	1.00		\$ 92,100	LNR 805	100.0%	LNR 401	100.0%	Consolidation of accounts to simplify accounting	N
7/1/2023	B	1.00		\$ 43,462	LNR 153	100.0%	LNR 401	100.0%	Consolidation of accounts to simplify accounting	N
7/1/2023	A	1.00		\$ 48,948	LNR 805	100.0%	LNR 401	100.0%	Consolidation of accounts to simplify accounting	N
7/1/2023	A	1.00		\$ 48,948	LNR 805	100.0%	LNR 401	100.0%	Consolidation of accounts to simplify accounting	N

Department of Land and Natural Resources  
Intradepartmental Transfers in FY23 and FY24

Table 10

<u>Actual or Anticipated Date of Transfer</u>	<u>MOF</u>	<u>Pos (P)</u>	<u>Pos (T)</u>	<u>\$\$\$</u>	<u>From Prog ID</u>	<u>Percent of Program ID Appropriation Transferred From</u>	<u>To Prog ID</u>	<u>Percent of Receiving Program ID Appropriation</u>	<u>Reason for Transfer</u>	<u>Recurring (Y/N)</u>
7/1/2023	A	1.00		\$ 48,948	LNR 805	100.0%	LNR 401	100.0%	Consolidation of accounts to simplify accounting	N
1/2/2024	A	1.00		\$ 67,200	LNR 153	100.0%	LNR 401	100.0%	Consolidation of accounts to simplify accounting	N
11/3/2023	A	1.00		\$ 70,000	LNR 805	100.0%	LNR 401	100.0%	Consolidation of accounts to simplify accounting	N
11/3/2023	A	1.00		\$ 70,000	LNR 805	100.0%	LNR 401	100.0%	Consolidation of accounts to simplify accounting	N
11/3/2023	A	1.00		\$ 70,000	LNR 805	100.0%	LNR 401	100.0%	Consolidation of accounts to simplify accounting	N
11/3/2023	A	1.00		\$ 70,000	LNR 805	100.0%	LNR 401	100.0%	Consolidation of accounts to simplify accounting	N
11/3/2023	A	1.00		\$ 70,000	LNR 805	100.0%	LNR 401	100.0%	Consolidation of accounts to simplify accounting	N
3/1/2024	A	1.00		\$ 19,770	LNR 805	100.0%	LNR 401	100.0%	Consolidation of accounts to simplify accounting	N
7/1/2023	A		1.00	\$ 58,056	LNR 906	100.0%	LNR 908	100.0%	Establishment of new program ID	N
7/1/2023	A		1.00	\$ 66,780	LNR 906	100.0%	LNR 908	100.0%	Establishment of new program ID	N
7/1/2023	A		1.00	\$ 51,312	LNR 906	100.0%	LNR 908	100.0%	Establishment of new program ID	N
7/1/2023	A		1.00	\$ 48,480	LNR 906	100.0%	LNR 908	100.0%	Establishment of new program ID	N
7/1/2023	A		1.00	\$ 105,084	LNR 906	100.0%	LNR 908	100.0%	Establishment of new program ID	N
7/1/2023	A		1.00	\$ 38,340	LNR 906	100.0%	LNR 908	100.0%	Establishment of new program ID	N
7/1/2023	A		1.00	\$ 77,940	LNR 906	100.0%	LNR 908	100.0%	Establishment of new program ID	N
7/1/2023	A		1.00	\$ 70,068	LNR 906	100.0%	LNR 908	100.0%	Establishment of new program ID	N
7/1/2023	A		1.00	\$ 50,452	LNR 906	100.0%	LNR 908	100.0%	Establishment of new program ID	N
7/1/2023	A		1.00	\$ 67,320	LNR 906	100.0%	LNR 908	100.0%	Establishment of new program ID	N
7/1/2023	A		1.00	\$ 57,672	LNR 906	100.0%	LNR 908	100.0%	Establishment of new program ID	N
7/1/2023	A		1.00	\$ 56,405	LNR 906	100.0%	LNR 908	100.0%	Establishment of new program ID	N
7/1/2023	A		1.00	\$ 37,776	LNR 906	100.0%	LNR 908	100.0%	Establishment of new program ID	N
7/1/2023	A		1.00	\$ 38,856	LNR 906	100.0%	LNR 908	100.0%	Establishment of new program ID	N
7/1/2023	A	1.00		\$ 86,422	LNR 906	100.0%	LNR 907	100.0%	Establishment of new program ID	N
10/26/2023	A	1.00		\$ 76,000	LNR 906	100.0%	LNR 908	100.0%	Establishment of new program ID	N
2/1/2024	A	1.00		\$ 68,000	LNR 906	100.0%	LNR 908	100.0%	Establishment of new program ID	N
7/1/2024	B	1.00		\$ 66,188	LNR 801	100.0%	LNR 906	100.0%	Position relocated to the Human Resources Office	N

Department of Land and Natural Resources  
Vacancy Report as of November 30, 2023

Table 11

Prog ID	Sub-Org	Date of Vacancy	Expected Fill Date	Position Number	Position Title	Exempt (Y/N)	SR Level	BU Code	Perm Temp (P/T)	FTE	MOF	Budgeted Amount	Actual Salary Last Paid	Authority to Hire (Y/N)	Occupied by 89-Day Hire (Y/N)	# of 89 Hire Appts	Describe if Filled by other Means	DEPT Priority # to Retain
LNR141	GA	8/16/2023	1/31/2024	9630	Engineering Program Manager	N	EM07	BU35	P	1.00	A	\$ 155,484	\$ 142,944	Y	N	0		1
LNR802	HP	9/15/2023	1/31/2024	125134(E)	Burial Sites Specialist	Y	SRNA	BU13	P	1.00	A	\$ 75,000	never filled	Y	N	0		2
LNR141	GA	9/18/2023	2/29/2024	10119	Engineer V	N	SR26	BU13	P	1.00	A	\$ 109,308	\$ 101,460	Y	N	0		3
LNR141	GA	6/28/2023	3/31/2024	120856(E)	Mineral Resources Specialist	N	SRNA	BU13	P	1.00	B	\$ 68,280	\$ 63,384	Y	N	0		4
LNR906	AA	11/1/2022	3/30/2024	2731	Administrative Services Assistant	N	SR22	BU63	P	1.00	A	\$ 39,384	\$ 35,724	Y	N	0	Temporary Appointment Outside The List	5
LNR906	AA	7/1/2022	2/29/2024	116420	Civil Rights Specialist V	N	SR24	BU73	P	1.00	B	\$ 84,876	\$ 88,464	Y	N	0		6
LNR405	HA	1/9/2019	2/29/2024	5025	Conservation & Resources Enforcement Assistant Administrator	N	EM05	BU37	P	1.00	A	\$ 109,704	\$ 102,348	Y	N	0		7
LNR101	EA	12/6/2022	4/30/2024	13178	Supervising Land Agent	N	SR26	BU23	P	1.00	B	\$ 93,444	\$ 83,376	Y	N	0		8
LNR804	DA	7/1/2022	6/30/2024	92362C	Abstractor X	N	SR23	BU04	P	1.00	A	\$ 82,653	never filled	N	N	0		9
LNR801	CH	7/1/2021	7/31/2024	124817	Environmental Health Specialist IV	N	SR22	BU13	P	1.00	B	\$ 63,096	never filled	Y	N	0		10
LNR909	AD	9/6/2023	1/31/2024	125090(E)	Executive Director	Y	SRNA	BU13	T	1.00	A	\$ 160,000	never filled	Y	N	0		11
LNR906	AA	11/1/2023	6/30/2024	10869	Accountant VI	N	SR26	BU73	P	1.00	A	\$ 105,108	\$ 101,460	N	N	0		12
LNR801	CH	2/25/2023	1/31/2024	46759	Boating & Ocean Recreation Manager I	N	SR24	BU23	P	1.00	B	\$ 71,016	\$ 65,916	Y	N	0		13
LNR111	BA	12/31/2020	6/30/2024	40435	Conveyancing Supervisor	N	SR24	BU04	P	1.00	B	\$ 79,548	\$ 80,232	Y	N	0		14
LNR101	EA	7/1/2023	6/30/2024	112605(E)	Special Projects and Development Specialist	Y	SRNA	BU13	P	1.00	B	\$ 72,300	\$ 67,104	Y	N	0		15
LNR906	AA	11/28/2023	6/30/2024	2961	Account Clerk IV	N	SR13	BU03	P	1.00	A	\$ 39,720	\$ 43,068	N	N	0		16
LNR101	EA	12/1/2022	4/30/2024	26433	Planner V	N	SR24	BU13	P	1.00	B	\$ 76,788	\$ 68,544	Y	N	0		17
LNR402	DA	9/1/2023	4/30/2024	15015	Wildlife Management Program Specialist	N	SR26	BU13	P	1.00	A	\$ 86,376	\$ 83,388	Y	N	0		18
LNR101	EA	11/18/2023	6/30/2024	39429	Planner V	N	SR24	BU13	P	1.00	B	\$ 73,836	\$ 56,280	N	N	0		19
LNR906	AA	10/16/2023	5/31/2024	117692	Accountant IV	N	SR22	BU13	P	1.00	B	\$ 65,664	\$ 63,384	N	N	0		20
LNR405	HA	7/1/2022	3/31/2024	120457	Education Specialist (Hunter and Conservation Resources) III	N	SR20	BU13	P	1.00	N	\$ 58,296	\$ 55,200	Y	N	0		21
LNR801	CH	6/1/2022	5/31/2024	122778	Program Specialist V	N	SR24	BU13	P	1.00	B	\$ 63,096	\$ 88,464	Y	Y	4		22
LNR802	HP	9/21/2023	1/31/2024	125172(E)	Cultural Historian	Y	SRNA	BU13	P	1.00	A	\$ 75,000	never filled	Y	N	0		23
LNR806	FA	7/1/2022	3/31/2024	124684	Property Manager IV	N	SR22	BU13	P	1.00	A	\$ 63,096	never filled	Y	N	0		24
LNR908	AC	7/1/2022	5/31/2024	92392C	Cultural Resource Specialist II	Y	SRNA	BU13	P	1.00	A	\$ 68,000	never filled	Y	N	0		25
LNR906	AA	4/1/2023	6/30/2024	2730	Secretary II	N	SR14	BU63	P	1.00	A	\$ 69,600	\$ 63,132	Y	N	0		26
LNR909	AD	7/1/2023	7/31/2024	94031C	Administrative Services Officer	Y	SRNA	BU13	T	1.00	A	\$ 110,000	never filled	N	N	0		27
LNR906	AA	4/28/2023	3/30/2024	42412	Information Specialist III	N	SR20	BU13	P	1.00	A	\$ 56,064	\$ 52,044	Y	N	0		28
LNR101	EA	8/16/2022	7/31/2024	120669	Administrative Specialist IV	N	SR22	BU13	P	1.00	B	\$ 76,788	\$ 71,268	Y	N	0		29
LNR906	AA	3/16/2022	3/31/2024	52375	Accountant IV	N	SR22	BU13	P	1.00	A	\$ 55,092	\$ 57,420	Y	N	0		30
LNR906	AA	7/10/2021	3/31/2024	122036	Accountant IV	N	SR22	BU13	P	1.00	B	\$ 47,100	\$ 55,200	Y	N	0		31
LNR101	EA	7/1/2023	1/31/2024	125219	Planner V	N	SR24	BU13	P	1.00	B	\$ 71,016	never filled	Y	N	0		32
LNR804	DA	5/1/2022	7/31/2024	7437	Wildlife Biologist V	N	SR24	BU13	P	1.00	A	\$ 101,064	\$ 91,968	Y	N	0		33
LNR404	GC	7/1/2022	6/30/2024	92316C	Aquatic Biologist V	N	SR24	BU13	P	1.00	A	\$ 62,136	never filled	N	N	0		34
LNR405	HA	9/1/2023	2/29/2024	5986	Conservation & Resources Enforcement Officer IV	N	SR22	BU14	P	1.00	A	\$ 92,412	\$ 89,916	Y	N	0		35
LNR801	CH	4/6/2023	3/31/2024	43585	Administrative Specialist IV	N	SR22	BU03*	P	1.00	B	\$ 47,004	\$ 42,624	Y	N	0		36
LNR802	HP	11/1/2023	5/31/2024	100379(E)	Historic Preservation Archaeologist IV	Y	SRNA	BU13	P	1.00	B	\$ 100,000	\$ 104,004	N	N	0		37
LNR806	FA	9/10/2020	3/31/2024	22173	Office Assistant III	N	SR08	BU03	P	1.00	A	\$ 41,040	\$ 30,240	Y	N	0		38
LNR909	AD	7/1/2023	7/31/2024	94030C	Project Director	Y	SRNA	BU13	T	1.00	A	\$ 140,000	never filled	N	N	0		39
LNR906	AA	7/1/2023	6/30/2024	94038C	Economic Development Specialist IV	N	SR22	BU13	T	1.00	A	\$ 83,064	never filled	N	N	0		40
LNR101	EA	3/1/2023	6/30/2024	2724	Land Agent IV	N	SR22	BU13	P	1.00	B	\$ 76,788	\$ 68,544	Y	N	0		41
LNR141	GA	6/27/2019	2/29/2024	123037	Engineer V	N	SR26	BU13	P	1.00	A	\$ 81,744	never filled	Y	N	0		42
LNR172	DA	6/14/2022	3/31/2024	112452	Natural Resources Management Specialist IV	N	SR22	BU13	P	1.00	A	\$ 45,216	\$ 39,540	Y	N	0		43
LNR404	GC	7/1/2022	6/30/2024	92317C	Aquatic Biologist V	N	SR24	BU13	P	1.00	A	\$ 62,136	never filled	N	N	0		44
LNR405	HA	6/27/2022	1/31/2024	50966	Conservation & Resources Enforcement Officer IV	N	SR22	BU14	P	1.00	A	\$ 70,200	\$ 94,776	Y	N	0		45
LNR801	CH	4/1/2022	1/31/2024	117733	General Professional IV	N	SR22	BU13	P	1.00	B	\$ 73,836	\$ 67,200	Y	N	0		46
LNR802	HP	7/1/2022	6/30/2024	92327C	Archaeologist IV	Y	SRNA	BU13	P	1.00	A	\$ 125,000	never filled	Y	N	0		47



Department of Land and Natural Resources  
Vacancy Report as of November 30, 2023

Table 11

Prog ID	Sub-Org	Date of Vacancy	Expected Fill Date	Position Number	Position Title	Exempt (Y/N)	SR Level	BU Code	Perm Temp (P/T)	FTE	MOF	Budgeted Amount	Actual Salary Last Paid	Authority to Hire (Y/N)	Occupied by 89-Day Hire (Y/N)	# of 89 Hire Appts	Describe if Filled by other Means	DEPT Priority # to Retain
LNR101	EA	5/31/2023	6/30/2024	124921	Land Agent IV	N	SR22	BU13	P	1.00	B	\$ 78,612	never filled	N	N	0		97
LNR111	BA	8/1/2022	2/29/2024	46748	Abstracting Assistant V	N	SR13	BU03	P	1.00	B	\$ 47,004	\$ 41,100	Y	N	0		98
LNR401	CA	2/1/2023	6/30/2024	122935	Aquatic Biologist V	N	SR24	BU13	P	1.00	A	\$ 79,872	\$ 71,268	Y	N	0		99
LNR407	NA	10/3/2022	2/29/2024	122328	Natural Resources Management Specialist III	N	SR20	BU13	P	1.00	A	\$ 60,660	\$ 54,120	Y	N	0		100
LNR404	GC	7/1/2023	6/30/2024	94018C	Engineering Technician V	N	SR15	BU03	P	1.00	A	\$ 48,936	never filled	N	N	0		101
LNR405	HA	7/1/2021	2/29/2024	124129	Conservation & Resources Enforcement Officer I	N	SR16	BU14	P	1.00	A	\$ 55,476	never filled	Y	N	0		102
LNR801	CH	6/1/2021	5/31/2024	9786	Boating & Ocean Recreation Harbor Agent IV	N	SR18	BU03	P	1.00	B	\$ 69,600	\$ 63,288	Y	N	0		103
LNR802	HP	7/1/2022	6/30/2024	92338C	Staff Services Assistant I	Y	SRNA	BU03	P	1.00	A	\$ 41,100	never filled	N	N	0		104
LNR806	FA	5/1/2022	6/30/2024	21762	Planner VI	N	SR26	BU23	P	1.00	A	\$ 109,608	\$ 99,468	N	N	0		105
LNR101	EA	3/16/2023	6/30/2024	124919	Land Agent IV	N	SR22	BU13	P	1.00	B	\$ 78,612	never filled	N	N	0		106
LNR111	BA	8/1/2022	2/29/2024	27299	Abstracting Assistant V	N	SR13	BU03	P	1.00	B	\$ 50,880	\$ 44,496	Y	N	0		107
LNR401	CA	7/1/2022	6/30/2024	92314C	Aquatic Biologist V	N	SR24	BU13	P	1.00	A	\$ 31,068	never filled	N	N	0		108
LNR407	NA	11/16/2023	6/30/2024	118291	Forester III	N	SR20	BU13	P	1.00	A	\$ 53,940	\$ 52,068	Y	N	0		109
LNR404	GC	7/1/2023	6/30/2024	94026C	General Professional IV	N	SR22	BU13	P	1.00	A	\$ 58,596	never filled	N	N	0		110
LNR405	HA	7/1/2021	2/29/2024	124130	Conservation & Resources Enforcement Officer I	N	SR16	BU14	P	1.00	A	\$ 55,476	never filled	Y	N	0		111
LNR801	CH	7/1/2021	5/31/2024	22886	Boating & Ocean Recreation Harbor Agent IV	N	SR18	BU03	P	1.00	B	\$ 61,884	\$ 48,084	Y	N	0		112
LNR802	HP	7/1/2022	6/30/2024	92330C	Archaeologist IV	Y	SRNA	BU13	P	1.00	A	\$ 125,000	never filled	Y	N	0		113
LNR806	FA	9/1/2023	6/30/2024	14933	Park Maintenance Supervisor II	N	F204	BU02	P	1.00	A	\$ 65,340	\$ 62,232	Y	N	0		114
LNR101	EA	3/16/2023	6/30/2024	124920	Land Agent IV	N	SR22	BU13	P	1.00	B	\$ 78,612	never filled	N	N	0		115
LNR111	BA	3/1/2023	2/29/2024	40396	Abstracting Assistant V	N	SR13	BU03	P	1.00	B	\$ 45,216	\$ 41,016	Y	N	0		116
LNR401	CA	12/31/2019	2/29/2024	50978	Aquatic Biologist IV	N	SR22	BU13	P	1.00	A	\$ 72,528	\$ 72,528	Y	N	0		117
LNR172	DA	11/28/2020	2/29/2024	39733	Office Assistant III	N	SR08	BU03	P	1.00	A	\$ 37,872	\$ 32,016	Y	N	0		118
LNR404	GC	7/1/2023	6/30/2024	94027C	General Professional IV	N	SR22	BU13	P	1.00	A	\$ 58,596	never filled	N	N	0		119
LNR405	HA	7/1/2021	2/29/2024	124134	Conservation & Resources Enforcement Officer I	N	SR16	BU14	P	1.00	A	\$ 55,476	never filled	Y	N	0		120
LNR801	CH	10/3/2023	7/31/2024	121939	Property Manager II	N	SR18	BU13	P	1.00	B	\$ 49,860	\$ 52,068	Y	N	0		121
LNR802	HP	11/1/2023	3/31/2024	125283 (E)	Architectural Historian	Y	SRNA	BU13	P	1.00	A	\$ 100,000	never filled	Y	N	0		122
LNR806	FA	7/1/2022	6/30/2024	92369C	Construction & Maintenance Worker I	N	BC09	BU01	P	1.00	A	\$ 67,896	never filled	N	N	0		123
LNR111	BA	11/29/2021	4/30/2024	157	Abstracting Assistant IV	N	SR11	BU03	P	1.00	B	\$ 34,020	\$ 36,564	Y	N	0		124
LNR401	CA	5/10/2022	3/31/2024	122712	Program Specialist IV	N	SR22	BU13	P	1.00	A	\$ 52,956	\$ 57,420	N	N	0		125
LNR407	NA	2/16/2023	4/30/2024	122966	Natural Resources Management Specialist IV	N	SR22	BU13	T	1.00	A	\$ 38,280	\$ 60,948	Y	N	0		126
LNR405	HA	7/1/2021	2/29/2024	124136	Conservation & Resources Enforcement Officer I	N	SR16	BU14	P	1.00	A	\$ 55,476	never filled	Y	N	0		127
LNR801	CH	7/18/2022	5/31/2024	122437	Boating & Ocean Recreation Harbor Agent II	N	SR14	BU03	P	1.00	A	\$ 47,004	\$ 41,100	Y	N	0		128
LNR802	HP	7/1/2022	6/30/2024	92332C	Archaeologist II	Y	SRNA	BU13	P	1.00	A	\$ 50,000	never filled	Y	N	0		129
LNR806	FA	4/19/2023	1/31/2024	122748	General Laborer I	N	BC02	BU01	P	1.00	A	\$ 50,640	\$ 45,936	Y	N	0		130
LNR111	BA	1/26/2023	2/29/2024	145	Abstracting Assistant V	N	SR13	BU03	P	1.00	B	\$ 45,216	\$ 41,016	Y	N	0		131
LNR401	CA	11/16/2023	6/1/2023	52378	Administrative Specialist IV	N	SR22	BU13	P	1.00	A	\$ 52,956	\$ 63,384	Y	N	0		132
LNR407	NA	4/1/2023	4/30/2024	40367	Office Assistant III	N	SR08	BU03	P	1.00	A	\$ 37,872	\$ 34,356	Y	N	0		133
LNR405	HA	11/10/2021	2/29/2024	118724	Conservation & Resources Enforcement Officer III	N	SR20	BU14	P	1.00	A	\$ 78,984	\$ 71,988	Y	N	0		134
LNR802	HP	7/1/2022	6/30/2024	92340C	Library Assistant III	N	SR07	BU03	P	1.00	A	\$ 32,460	never filled	N	N	0		135
LNR806	FA	3/20/2020	1/31/2024	117778	General Laborer I	N	BC02	BU01	P	1.00	A	\$ 54,168	\$ 45,888	Y	N	0		136
LNR111	BA	7/5/2022	2/29/2024	158	Office Assistant III	N	SR08	BU03	P	1.00	B	\$ 37,872	\$ 33,120	Y	Y	1		137
LNR401	CA	4/15/2023	3/31/2024	24645	Aquatic Biologist IV	N	SR22	BU13	P	1.00	A	\$ 65,664	\$ 58,572	Y	N	0		138
LNR407	NA	6/20/2023	4/30/2024	52388	Natural Resources Management Specialist IV	N	SR22	BU13	P	1.00	A	\$ 68,280	\$ 60,948	Y	N	0		139
LNR405	HA	1/16/2022	2/29/2024	119072	Conservation & Resources Enforcement Officer III	N	SR20	BU14	P	1.00	A	\$ 75,924	\$ 69,192	Y	N	0		140
LNR802	HP	7/1/2022	6/30/2024	92335C	Historian	Y	SRNA	BU13	P	1.00	A	\$ 70,000	never filled	Y	N	0		141
LNR806	FA	7/1/2022	6/30/2024	92370C	Construction & Maintenance Worker I	N	BC09	BU01	P	1.00	A	\$ 67,896	never filled	N	N	0		142



Department of Land and Natural Resources  
Vacancy Report as of November 30, 2023

Table 11

Prog ID	Sub-Org	Date of Vacancy	Expected Fill Date	Position Number	Position Title	Exempt (Y/N)	SR Level	BU Code	Perm Temp (P/T)	FTE	MOF	Budgeted Amount	Actual Salary Last Paid	Authority to Hire (Y/N)	Occupied by 89-Day Hire (Y/N)	# of 89 Hire Apts	Describe if Filled by other Means	DEPT Priority # to Retain
LNR111	BA	12/22/2022	2/29/2024	150	Office Assistant III	N	SR08	BU03	P	1.00	B	\$ 37,872	\$ 34,356	Y	N	0		143
LNR401	CA	7/18/2023	6/30/2024	52336	Aquatic Biologist IV	N	SR22	BU13	P	1.00	A	\$ 86,376	\$ 83,388	N	N	0		144
LNR405	HA	2/24/2022	2/29/2024	117703	Conservation & Resources Enforcement Officer III	N	SR20	BU14	P	1.00	A	\$ 70,200	\$ 63,984	Y	N	0		145
LNR801	CH	10/28/2023	2/29/2024	120846	Boating & Ocean Recreation Harbor Agent II	N	SR14	BU03	P	1.00	B	\$ 47,004	\$ 44,760	Y	N	0		146
LNR802	HP	2/1/2023	5/31/2024	100377(E)	Architectural Historian	Y	SRNA	BU13	P	1.00	N	\$ 67,272	\$ 62,448	N	N	0		147
LNR806	FA	7/1/2022	1/31/2024	124569	Construction & Maintenance Worker I	N	BC09	BU01	P	1.00	A	\$ 67,896	never filled	Y	N	0		148
LNR111	BA	11/15/2019	2/29/2024	47355	Office Assistant III	N	SR08	BU03	P	1.00	B	\$ 34,020	\$ 32,664	Y	N	0		149
LNR401	CA	9/28/2023	6/30/2024	120822	Aquatic Biologist IV	N	SR22	BU13	P	1.00	A	\$ 65,664	\$ 63,384	Y	N	0		150
LNR804	DA	7/1/2023	6/30/2024	94020C	Trails & Access Specialist IV	N	SR22	BU13	P	1.00	A	\$ 56,340	never filled	N	N	0		151
LNR405	HA	6/1/2022	2/29/2024	118081	Conservation & Resources Enforcement Officer III	N	SR20	BU14	P	1.00	A	\$ 82,116	\$ 56,880	Y	N	0		152
LNR801	CH	9/26/2023	2/29/2024	122391	Office Assistant IV	N	SR10	BU03	P	1.00	B	\$ 40,248	\$ 38,328	Y	N	0		153
LNR806	FA	4/15/2023	1/31/2024	121240	General Laborer I	N	BC02	BU01	P	1.00	A	\$ 50,640	\$ 45,936	N	N	0		154
LNR111	BA	8/28/2021	6/30/2024	48171	Cashier II	N	SR12	BU03	P	1.00	B	\$ 35,340	\$ 39,420	Y	N	0		155
LNR804	DA	7/1/2021	2/29/2024	8282	General Construction & Maintenance Supervisor I	N	F110	BU02	P	1.00	A	\$ 39,396	\$ 34,446	Y	N	0		156
LNR804	DA	7/1/2021	4/30/2024	8282	General Construction & Maintenance Supervisor I	N	F110	BU02	P	1.00	N	\$ 39,396	\$ 34,446	Y	N	0		156
LNR405	HA	7/1/2022	1/31/2024	92347C	Conservation & Resources Enforcement Officer I	N	SR16	BU14	P	1.00	A	\$ 55,476	never filled	N	N	0		157
LNR801	CH	10/23/2023	2/29/2024	16911	Account Clerk IV	N	SR13	BU03	P	1.00	B	\$ 57,192	\$ 54,468	Y	N	0		158
LNR806	FA	7/1/2022	6/30/2024	92372C	Project Manager I	N	SR24	BU13	P	1.00	A	\$ 71,016	never filled	N	N	0		159
LNR111	BA	9/1/2021	6/30/2024	147	Office Assistant IV	N	SR10	BU03	P	1.00	B	\$ 43,008	\$ 44,496	N	N	0		160
LNR804	DA	11/29/2021	2/29/2024	4663	Forestry & Wildlife Worker III	N	WS05	BU01	P	1.00	A	\$ 60,336	\$ 52,764	Y	N	0		161
LNR405	HA	7/1/2022	1/31/2024	92348C	Conservation & Resources Enforcement Officer I	N	SR16	BU14	P	1.00	A	\$ 55,476	never filled	N	N	0		162
LNR801	CH	4/25/2020	3/31/2024	119001	Office Assistant III	N	SR08	BU03	P	1.00	B	\$ 37,872	\$ 30,240	Y	N	0		163
LNR806	FA	7/1/2022	3/31/2024	124801	General Laborer I	N	BC02	BU01	P	1.00	A	\$ 50,640	never filled	Y	N	0		164
LNR111	BA	7/15/2023	6/30/2024	161	Office Assistant III	N	SR08	BU03	P	1.00	B	\$ 37,872	\$ 36,072	N	N	0		165
LNR401	CA	7/1/2022	2/29/2024	50980	Account Clerk IV	N	SR13	BU03	P	1.00	A	\$ 41,364	\$ 33,120	Y	N	0		166
LNR405	HA	7/1/2022	1/31/2024	92349C	Conservation & Resources Enforcement Officer I	N	SR16	BU14	P	1.00	A	\$ 55,476	never filled	N	N	0		167
LNR801	CH	11/2/2021	3/31/2024	28791	Office Assistant III	N	SR08	BU03	P	1.00	B	\$ 37,872	\$ 33,120	Y	N	0		168
LNR806	FA	7/1/2022	1/31/2024	124542	General Laborer I	N	BC02	BU01	P	1.00	A	\$ 50,640	never filled	Y	N	0		169
LNR111	BA	8/24/2019	6/30/2024	120981(T)	Abstracting Assistant III	N	SR09	BU03	T	1.00	B	\$ 31,440	\$ 31,440	N	N	0		170
LNR805	CB	7/1/2022	6/30/2024	92342C	Fishery Technician IV	N	SR13	BU03	P	1.00	A	\$ 19,770	never filled	N	N	0		171
LNR402	DA	7/25/2023	2/29/2024	113201	Office Assistant III	N	SR08	BU03	P	1.00	A	\$ 39,384	\$ 36,072	Y	N	0		172
LNR405	HA	7/1/2022	1/31/2024	92350C	Conservation & Resources Enforcement Officer I	N	SR16	BU14	P	1.00	A	\$ 55,476	never filled	N	N	0		173
LNR801	CH	7/1/2022	3/31/2024	92360C	Office Assistant III	N	SR08	BU03	P	1.00	B	\$ 37,872	never filled	Y	N	0		174
LNR806	FA	7/1/2022	1/31/2024	124772	General Laborer I	N	BC02	BU01	P	1.00	A	\$ 50,640	never filled	Y	N	0		175
LNR111	BA	7/1/2022	6/30/2024	118972(T)	Office Assistant III	N	SR08	BU63	T	1.00	B	\$ 30,240	\$ 33,120	N	N	0		176
LNR401	CA	12/31/2019	6/30/2024	118784(T)	Education Specialist (Aquatic Resources) IV	N	SR22	BU13	T	0.50	A	\$ -	\$ 32,934	N	N	0		177
LNR401	CA	12/31/2019	6/30/2024	118784(T)	Education Specialist (Aquatic Resources) IV	N	SR22	BU13	T	0.50	P	\$ 26,478	\$ 32,934	N	N	0		177
LNR402	DA	8/12/2023	6/30/2024	116490	Office Assistant III	N	SR08	BU03	P	1.00	A	\$ -	\$ 36,072	N	N	0		178
LNR405	HA	7/1/2022	1/31/2024	92351C	Conservation & Resources Enforcement Officer I	N	SR16	BU14	P	1.00	A	\$ 55,476	never filled	N	N	0		179
LNR801	CH	7/22/2022	3/31/2024	45345	Office Assistant III	N	SR08	BU03	P	1.00	B	\$ 37,872	\$ 33,120	Y	Y	3		180
LNR806	FA	11/1/2023	3/31/2024	22336	General Laborer I	N	BC02	BU01	P	1.00	A	\$ 54,168	\$ 48,228	N	N	0		181
LNR111	BA	2/16/2017	6/30/2024	118994(T)	Office Assistant III	N	SR08	BU03	T	1.00	B	\$ 30,240	\$ 28,212	N	N	0		182
LNR401	CA	5/2/2021	1/31/2024	118785(T)	Education Specialist (Aquatic Resources) III	N	SR20	BU13	T	0.50	A	\$ 24,474	\$ 27,600	Y	N	0		183

Department of Land and Natural Resources  
 Vacancy Report as of November 30, 2023

Table 11

Prog ID	Sub-Org	Date of Vacancy	Expected Fill Date	Position Number	Position Title	Exempt (Y/N)	SR Level	BU Code	Perm Temp (P/T)	FTE	MOF	Budgeted Amount	Actual Salary Last Paid	Authority to Hire (Y/N)	Occupied by 89-Day Hire (Y/N)	# of 89 Hire Appts	Describe if Filled by other Means	DEPT Priority # to Retain
LNR401	CA	5/2/2021	3/31/2024	118785(T)	Education Specialist (Aquatic Resources) III	N	SR20	BU13	T	0.50	P	\$ 24,474	\$ 27,600	Y	N	0		183
LNR407	NA	6/16/2022	2/29/2024	117017	Natural Resources Management Specialist IV	N	SR22	BU13	P	1.00	A	\$ 73,836	\$ 67,200	Y	N	0		184
LNR405	HA	7/1/2022	1/31/2024	92352C	Conservation & Resources Enforcement Officer I	N	SR16	BU14	P	1.00	A	\$ 55,476	never filled	N	N	0		185
LNR801	CH	11/16/2022	4/30/2024	122392	Account Clerk II	N	SR08	BU03	P	1.00	B	\$ 37,872	\$ 34,356	Y	N	0		186
LNR806	FA	11/2/2022	3/31/2024	118916	Park Interpretive Technician	N	SR13	BU03	P	1.00	A	\$ 45,216	\$ 41,016	Y	N	0		187
LNR401	CA	12/31/2022	3/31/2024	118250(T)	Fishery Technician IV	N	SR13	BU03	T	0.25	B	\$ 13,227	\$ 11,997	Y	N	0		188
LNR401	CA	12/31/2022	3/31/2024	118250(T)	Fishery Technician IV	N	SR13	BU03	T	0.75	N	\$ 39,681	\$ 35,991	Y	N	0		188
LNR407	NA	6/20/2023	2/29/2024	118290	Natural Resources Management Specialist IV	N	SR22	BU13	P	1.00	A	\$ 65,664	\$ 54,120	Y	N	0		189
LNR405	HA	7/1/2022	1/31/2024	92353C	Conservation & Resources Enforcement Officer I	N	SR16	BU14	P	1.00	A	\$ 55,476	never filled	N	N	0		190
LNR801	CH	2/1/2023	4/30/2024	48180	Account Clerk II	N	SR08	BU03	P	1.00	B	\$ 37,872	\$ 34,356	Y	N	0		191
LNR806	FA	3/1/2023	3/31/2024	32292	Park Caretaker II	N	BC04	BU01	P	1.00	A	\$ 54,168	\$ 49,128	Y	N	0		192
LNR401	CA	12/16/2022	6/30/2024	122913	Office Assistant III	N	SR08	BU03	P	1.00	B	\$ 37,872	\$ 34,356	Y	N	0		193
LNR407	NA	11/1/2023	4/30/2024	118355	Natural Resources Management Specialist IV	N	SR22	BU13	P	1.00	A	\$ 73,836	\$ 68,556	Y	N	0		194
LNR405	HA	7/1/2022	1/31/2024	92354C	Conservation & Resources Enforcement Officer I	N	SR16	BU14	P	1.00	A	\$ 55,476	never filled	N	N	0		195
LNR801	CH	2/13/2023	3/31/2024	46140	Office Assistant III	N	SR08	BU03	P	1.00	B	\$ 37,872	\$ 34,356	Y	N	0		196
LNR806	FA	11/1/2023	6/30/2024	43093	Construction & Maintenance Worker I	N	BC09	BU01	P	1.00	A	\$ 67,896	\$ 64,668	N	N	0		197
LNR401	CA	10/17/2017	6/30/2024	109101(T)	Aquatic Biologist V	N	SR24	BU13	T	1.00	P	\$ 62,400	\$ 65,568	N	N	0		198
LNR405	HA	7/1/2022	1/31/2024	92355C	Conservation & Resources Enforcement Officer I	N	SR16	BU14	P	1.00	A	\$ 55,476	never filled	N	N	0		199
LNR801	CH	6/26/2023	3/31/2024	26406	Office Assistant III	N	SR08	BU03	P	1.00	B	\$ 44,364	\$ 40,236	Y	Y	1		200
LNR806	FA	7/1/2022	6/30/2024	92379C	General Laborer I	N	BC02	BU01	P	1.00	A	\$ 50,640	never filled	N	N	0		201
LNR401	CA	10/1/2020	6/30/2024	118628(T)	Program Specialist V	N	SR24	BU13	T	1.00	P	\$ 59,616	\$ 67,044	N	N	0		202
LNR804	DA	9/1/2023	4/30/2024	46404	Abstractor VII	N	SR17	BU03	P	1.00	A	\$ 69,600	\$ 66,288	Y	N	0		203
LNR405	HA	7/1/2022	1/31/2024	92356C	Conservation & Resources Enforcement Officer I	N	SR16	BU14	P	1.00	A	\$ 55,476	never filled	N	N	0		204
LNR801	CH	7/1/2023	3/31/2024	94028C	Office Assistant III	N	SR08	BU03	P	1.00	B	\$ 57,712	never filled	Y	N	0		205
LNR806	FA	8/1/2022	1/31/2024	118205	General Laborer I	N	BC02	BU01	P	1.00	A	\$ 54,168	\$ 47,364	Y	N	0		206
LNR401	CB	11/19/2022	3/31/2024	116575(T)	Education Specialist (Aquatic Resources) IV	N	SR22	BU13	T	1.00	N	\$ 65,664	\$ 58,572	Y	N	0		207
LNR804	DA	7/1/2023	6/30/2024	94021C	Trails & Access Specialist IV	N	SR22	BU13	P	1.00	A	\$ 56,340	never filled	N	N	0		208
LNR405	HA	7/1/2022	1/31/2024	92357C	Conservation & Resources Enforcement Officer I	N	SR16	BU14	P	1.00	A	\$ 55,476	never filled	N	N	0		209
LNR801	CH	10/3/2023	4/30/2024	34702	Account Clerk II	N	SR08	BU03	P	1.00	B	\$ 37,872	\$ 36,072	Y	N	0		210
LNR806	FA	8/1/2023	3/31/2024	40822	General Laborer I	N	BC02	BU01	P	1.00	A	\$ 50,640	\$ 48,228	Y	N	0		211
LNR401	CB	7/1/2023	6/30/2024	94013C	Administrative Specialist IV	N	SR22	BU13	P	1.00	N	\$ 63,096	never filled	N	N	0		212
LNR804	DA	7/1/2023	6/30/2024	94022C	Trails & Access Specialist IV	N	SR22	BU13	P	1.00	A	\$ 56,340	never filled	N	N	0		213
LNR405	HA	7/1/2022	1/31/2024	92358C	Conservation & Resources Enforcement Officer I	N	SR16	BU14	P	1.00	A	\$ 55,476	never filled	N	N	0		214
LNR801	CH	11/15/2023	6/30/2024	119088	Account Clerk IV	N	SR13	BU03	P	1.00	B	\$ 50,880	\$ 48,456	N	N	0		215
LNR401	CB	7/1/2023	6/30/2024	94014C	Aquatic Biologist IV	N	SR22	BU13	T	1.00	P	\$ 63,096	never filled	N	N	0		216
LNR804	DA	7/1/2023	6/30/2024	94023C	Forestry & Wildlife Technician IV	N	SR13	BU03	P	1.00	A	\$ 40,016	never filled	N	N	0		217
LNR405	HA	8/24/2022	2/29/2024	33291	Conservation & Resources Enforcement Officer III	N	SR20	BU14	P	1.00	A	\$ 72,984	\$ 68,652	Y	N	0		218
LNR806	FA	11/16/2023	3/31/2024	118115	General Laborer I	N	BC02	BU01	P	1.00	A	\$ 48,228	\$ 48,228	Y	N	0		219
LNR401	CA	3/9/2020	6/30/2024	113267(T)	Aquatic Biologist IV	N	SR22	BU13	T	1.00	B	\$ 52,956	\$ 50,004	N	N	0		220
LNR405	HA	9/1/2022	2/29/2024	52345	Conservation & Resources Enforcement Officer III	N	SR20	BU14	P	1.00	A	\$ 88,908	\$ 80,352	Y	N	0		221
LNR801	CH	4/2/2022	4/30/2024	48179	Account Clerk II	N	SR08	BU03	P	1.00	B	\$ 37,872	\$ 33,120	Y	N	0		222
LNR806	FA	7/1/2022	6/30/2024	92380C	Park Interpretive Technician	N	SR13	BU03	P	1.00	A	\$ 45,216	never filled	N	N	0		223
LNR401	CB	7/1/2023	6/30/2024	94015C	Aquatic Biologist IV	N	SR22	BU13	T	1.00	P	\$ 63,096	never filled	N	N	0		224

Department of Land and Natural Resources  
Vacancy Report as of November 30, 2023

Table 11

Prog ID	Sub-Org	Date of Vacancy	Expected Fill Date	Position Number	Position Title	Exempt (Y/N)	SR Level	BU Code	Perm Temp (P/T)	FTE	MOF	Budgeted Amount	Actual Salary Last Paid	Authority to Hire (Y/N)	Occupied by 89-Day Hire (Y/N)	# of 89 Hire Appts	Describe if Filled by other Means	DEPT Priority # to Retain
LNR804	DA	11/8/2023	6/30/2024	118679	Carpenter I	N	BC09	BU01	P	1.00	A	\$ 67,896	\$ 64,668	N	N	0		225
LNR405	HA	9/25/2022	2/29/2024	4345	Conservation & Resources Enforcement Officer III	N	SR20	BU14	P	1.00	A	\$ 75,924	\$ 68,652	Y	N	0		226
LNR801	CH	5/30/2020	12/1/2023	26307	General Laborer II	N	BC03	BU01	P	1.00	B	\$ 52,080	\$ 44,112	Y	N	0		227
LNR806	FA	7/1/2022	6/30/2024	92381C	Park Interpretive Technician	N	SR13	BU03	P	1.00	A	\$ 45,216	never filled	N	N	0		228
LNR172	DA	7/1/2022	6/30/2024	92313C	Forester III	N	SR20	BU13	P	1.00	A	\$ 51,024	never filled	Y	N	0		229
LNR405	HA	11/17/2021	6/30/2024	10371	Conservation & Resources Enforcement Officer III	N	SR20	BU14	P	1.00	A	\$ 82,116	\$ 74,844	N	N	0		230
LNR801	CH	11/14/2020	4/30/2024	118114	General Laborer II	N	BC03	BU01	P	1.00	B	\$ 52,080	\$ 45,000	Y	N	0		231
LNR806	FA	7/1/2022	6/30/2024	92382C	Park Interpretive Technician	N	SR13	BU03	P	1.00	A	\$ 45,216	never filled	N	N	0		232
LNR405	HA	8/1/2022	6/30/2024	2903	Conservation & Resources Enforcement Officer III	N	SR20	BU14	P	1.00	A	\$ 88,908	\$ 80,352	N	N	0		233
LNR801	CH	6/26/2021	7/31/2024	121993	General Laborer II	N	BC03	BU01	P	1.00	B	\$ 52,080	\$ 45,540	Y	N	0		234
LNR806	FA	7/1/2022	6/30/2024	92383C	Park Interpretive Technician	N	SR13	BU03	P	1.00	A	\$ 45,216	never filled	N	N	0		235
LNR402	DA	11/8/2019	1/31/2024	52393	Account Clerk III	N	SR11	BU03	P	0.50	A	\$ 23,502	\$ 18,366	Y	N	0		236
LNR402	DA	11/8/2019	1/31/2024	52393	Account Clerk III	N	SR11	BU03	P	0.50	N	\$ 23,502	\$ 18,366	Y	N	0		236
LNR405	HA	7/1/2022	6/30/2024	33293	Conservation & Resources Enforcement Officer III	N	SR20	BU14	P	1.00	A	\$ 96,108	\$ 87,600	N	N	0		237
LNR801	CH	7/1/2022	3/31/2024	92361C	Office Assistant III	N	SR08	BU03	P	1.00	B	\$ 37,872	never filled	Y	N	0		238
LNR806	FA	7/1/2022	6/30/2024	92384C	Park Interpretive Technician	N	SR13	BU03	P	1.00	A	\$ 45,216	never filled	N	N	0		239
LNR402	DA	7/16/2021	4/30/2024	122269	Wildlife Biologist IV	N	SR22	BU13	P	0.50	N	\$ 31,548	\$ 28,710	N	N	0		240
LNR804	DA	7/16/2021	4/30/2024	122269	Wildlife Biologist IV	N	SR22	BU13	P	0.50	N	\$ 31,548	\$ 28,710	Y	N	0		240
LNR405	HA	7/19/2023	6/30/2024	50968	Conservation & Resources Enforcement Officer III	N	SR20	BU14	P	1.00	A	\$ 85,416	\$ 83,112	N	N	0		241
LNR801	CH	8/8/2023	6/30/2024	40664	General Laborer II	N	BC03	BU01	P	1.00	B	\$ 52,080	\$ 33,780	N	N	0		242
LNR806	FA	7/1/2022	6/30/2024	92385C	Park Interpretive Technician	N	SR13	BU03	P	1.00	A	\$ 45,216	never filled	N	N	0		243
LNR402	DA	6/27/2022	4/30/2024	118404	Wildlife Biologist IV	N	SR22	BU13	P	1.00	A	\$ 63,096	\$ 57,420	Y	N	0		244
LNR405	HA	10/2/2023	6/30/2024	4685	Conservation & Resources Enforcement Officer III	N	SR20	BU14	P	1.00	A	\$ 64,932	\$ 63,180	N	N	0		245
LNR801	CH	9/16/2023	6/30/2024	121661	General Laborer II	N	BC03	BU01	P	1.00	B	\$ 52,080	\$ 49,596	Y	N	0		246
LNR806	FA	7/1/2022	6/30/2024	92386C	Park Interpretive Technician	N	SR13	BU03	P	1.00	A	\$ 45,216	never filled	N	N	0		248
LNR402	DA	9/3/2021	1/31/2024	116396	Account Clerk III	N	SR11	BU03	P	1.00	N	\$ 45,216	\$ 39,540	Y	N	0		249
LNR405	HA	7/1/2023	1/31/2024	94034C	Conservation & Resources Enforcement Officer IV	N	SR22	BU14	P	1.00	A	\$ 83,112	never filled	Y	N	0		250
LNR801	CH	11/18/2023	6/30/2024	121938	Office Assistant III	N	SR08	BU03	P	1.00	B	\$ 37,872	\$ 36,072	N	N	0		251
LNR806	FA	7/1/2022	6/30/2024	92387C	Park Interpretive Technician	N	SR13	BU03	P	1.00	A	\$ 45,216	never filled	N	N	0		252
LNR402	DA	5/1/2023	4/30/2024	4664	Carpenter I	N	BC09	BU01	P	1.00	A	\$ 67,896	\$ 61,584	Y	N	0		253
LNR405	HA	7/1/2023	1/31/2024	94035C	Conservation & Resources Enforcement Officer IV	N	SR22	BU14	P	1.00	A	\$ 83,112	never filled	Y	N	0		254
LNR801	CH	10/1/2019	6/30/2024	122224	Boating & Ocean Recreation Harbor Agent II	N	SR14	BU03	P	1.00	A	\$ -	\$ 58,824	N	N	0		255
LNR806	FA	7/1/2022	6/30/2024	92388C	Park Interpretive Technician	N	SR13	BU03	P	1.00	A	\$ 45,216	never filled	N	N	0		256
LNR407	NA	11/3/2021	4/30/2024	38928	Account Clerk III	N	SR11	BU03	P	1.00	A	\$ 47,004	\$ 41,100	Y	N	0		257
LNR405	HA	7/1/2023	6/30/2024	94036C	Education Specialist IV	N	SR22	BU13	P	1.00	A	\$ 60,912	never filled	Y	N	0		258
LNR801	CH	12/2/2019	6/30/2024	122226	Boating & Ocean Recreation Harbor Agent II	N	SR14	BU03	P	1.00	A	\$ -	\$ 58,824	N	N	0		259
LNR806	FA	7/1/2022	6/30/2024	92389C	Park Interpretive Technician	N	SR13	BU03	P	1.00	A	\$ 45,216	never filled	N	N	0		260
LNR804	DA	10/12/2023	2/29/2024	27038	Forestry & Wildlife Worker II	N	BC05	BU01	P	1.00	A	\$ 56,340	\$ 53,652	Y	N	0		261
LNR405	HA	7/1/2023	3/31/2024	94037C	Office Assistant III	N	SR08	BU03	P	1.00	A	\$ 36,072	never filled	Y	N	0		262
LNR801	CH	4/20/2020	6/30/2024	122227	Boating & Ocean Recreation Harbor Agent II	N	SR14	BU03	P	1.00	A	\$ -	\$ 38,220	N	N	0		263
LNR806	FA	7/1/2022	6/30/2024	92390C	Park Interpretive Technician	N	SR13	BU03	P	1.00	A	\$ 45,216	never filled	N	N	0		264
LNR172	DA	7/19/2023	3/31/2024	2949	Forestry & Wildlife Worker II	N	BC05	BU01	P	1.00	A	\$ 56,340	\$ 53,652	Y	N	0		265
LNR405	HA	7/1/2023	1/31/2024	95001C	Conservation & Resources Enforcement Officer I	N	SR16	BU14	P	1.00	A	\$ 53,976	never filled	N	N	0		266

Department of Land and Natural Resources  
Vacancy Report as of November 30, 2023

Table 11

Prog ID	Sub-Org	Date of Vacancy	Expected Fill Date	Position Number	Position Title	Exempt (Y/N)	SR Level	BU Code	Perm Temp (P/T)	FTE	MOF	Budgeted Amount	Actual Salary Last Paid	Authority to Hire (Y/N)	Occupied by 89-Day Hire (Y/N)	# of 89 Hire Appts	Describe if Filled by other Means	DEPT Priority # to Retain
LNR172	DA	8/29/2023	3/31/2024	122858	Forestry & Wildlife Technician IV	N	SR13	BU03	P	1.00	A	\$ 61,884	\$ 56,676	Y	N	0		267
LNR405	HA	7/1/2023	1/31/2024	95002C	Conservation & Resources Enforcement Officer I	N	SR16	BU14	P	1.00	A	\$ 53,976	never filled	N	N	0		268
LNR402	DA	10/17/2022	2/29/2024	2944	Forestry & Wildlife Worker II	N	BC05	BU01	P	1.00	A	\$ 56,340	\$ 51,096	Y	N	0		269
LNR405	HA	7/1/2023	1/31/2024	95003C	Conservation & Resources Enforcement Officer I	N	SR16	BU14	P	1.00	A	\$ 53,976	never filled	N	N	0		270
LNR407	NA	7/1/2022	4/30/2024	124995(T)	Forestry & Wildlife Worker II	N	BC05	BU01	T	1.00	A	\$ 49,260	never filled	Y	N	0		271
LNR405	HA	7/1/2023	1/31/2024	95004C	Conservation & Resources Enforcement Officer I	N	SR16	BU14	P	1.00	A	\$ 53,976	never filled	N	N	0		272
LNR407	NA	7/1/2022	2/29/2024	124930(T)	Forestry & Wildlife Worker II	N	BC05	BU01	T	1.00	A	\$ 49,260	never filled	Y	N	0		273
LNR405	HA	7/1/2023	1/31/2024	95005C	Conservation & Resources Enforcement Officer I	N	SR16	BU14	P	1.00	A	\$ 53,976	never filled	N	N	0		274
LNR407	NA	9/25/2023	2/29/2024	122857	Forestry & Wildlife Technician IV	N	SR13	BU03	P	1.00	A	\$ 45,216	\$ 43,068	Y	N	0		275
LNR405	HA	7/1/2023	1/31/2024	95006C	Conservation & Resources Enforcement Officer I	N	SR16	BU14	P	1.00	A	\$ 53,976	never filled	N	N	0		276
LNR402	DA	9/9/2020	6/30/2024	46948	Forestry & Wildlife Technician IV	N	SR13	BU03	P	0.50	A	\$-	\$ 25,152	N	N	0		277
LNR402	DB	9/9/2020	6/30/2024	46948	Forestry & Wildlife Technician IV	N	SR13	BU03	P	0.50	P	\$ 22,608	\$ 25,152	N	N	0		277
LNR405	HA	7/1/2023	1/31/2024	95007C	Conservation & Resources Enforcement Officer I	N	SR16	BU14	P	1.00	A	\$ 83,976	never filled	N	N	0		278
LNR405	HA	7/1/2023	1/31/2024	95008C	Conservation & Resources Enforcement Officer I	N	SR16	BU14	P	1.00	A	\$ 53,976	never filled	N	N	0		279
LNR407	NA	7/18/2022	4/30/2024	118330	Planner IV	N	SR22	BU13	P	1.00	A	\$ 63,096	\$ 60,948	Y	Y	2		280
LNR402	DA	11/16/2023	6/1/2024	122045	Forestry & Wildlife Technician IV	N	SR13	BU03	P	1.00	N	\$ 45,216	\$ 43,068	Y	N	0		281
LNR405	HA	7/1/2023	1/31/2024	95009C	Conservation & Resources Enforcement Officer I	N	SR16	BU14	P	1.00	A	\$ 53,976	never filled	N	N	0		282
LNR405	HA	7/1/2023	1/31/2024	95015C	Conservation & Resources Enforcement Officer I	N	SR16	BU14	P	1.00	A	\$ 53,976	never filled	N	N	0		283
LNR402	DB	5/12/2016	5/31/2024	122002(T)	Planner V	N	SR24	BU13	T	1.00	T	\$ 71,016	never filled	N	N	0		284
LNR405	HA	7/1/2023	1/31/2024	95010C	Conservation & Resources Enforcement Officer I	N	SR16	BU14	P	1.00	A	\$ 53,976	never filled	N	N	0		285
LNR405	HA	7/1/2023	1/31/2024	95011C	Conservation & Resources Enforcement Officer I	N	SR16	BU14	P	1.00	A	\$ 53,976	never filled	N	N	0		286
LNR405	HA	7/1/2023	1/31/2024	95016C	Conservation & Resources Enforcement Officer I	N	SR16	BU14	P	1.00	A	\$ 53,976	never filled	N	N	0		287
LNR804	DA	1/22/2020	6/30/2024	12075	Forestry & Wildlife Technician IV	N	SR13	BU03	P	0.50	A	\$ -	\$ 18,366	N	N	0		288
LNR804	DA	1/22/2020	6/30/2024	12075	Forestry & Wildlife Technician IV	N	SR13	BU03	P	0.50	N	\$ 28,596	\$ 18,366	N	N	0		288
LNR405	HA	7/1/2023	1/31/2024	95017C	Conservation & Resources Enforcement Officer I	N	SR16	BU14	P	1.00	A	\$ 53,976	never filled	N	N	0		289
LNR405	HA	7/1/2023	1/31/2024	95018C	Conservation & Resources Enforcement Officer I	N	SR16	BU14	P	1.00	A	\$ 53,976	never filled	N	N	0		290
LNR405	HA	7/1/2023	1/31/2024	95012C	Conservation & Resources Enforcement Officer I	N	SR16	BU14	P	1.00	A	\$ 53,976	never filled	N	N	0		291
LNR405	HA	7/1/2023	1/31/2024	95019C	Conservation & Resources Enforcement Officer I	N	SR16	BU14	P	1.00	A	\$ 53,976	never filled	N	N	0		292
LNR405	HA	7/1/2023	1/31/2024	95013C	Conservation & Resources Enforcement Officer I	N	SR16	BU14	P	1.00	A	\$ 53,976	never filled	N	N	0		293
LNR405	HA	7/1/2023	1/31/2024	95020C	Conservation & Resources Enforcement Officer I	N	SR16	BU14	P	1.00	A	\$ 53,976	never filled	N	N	0		294
LNR804	DA	7/1/2022	6/30/2024	92341C	Forestry & Wildlife Technician IV	N	SR13	BU03	P	1.00	B	\$ 45,216	never filled	Y	N	0		295
LNR405	HA	7/1/2023	6/30/2024	95021C	Secretary I	N	SR12	BU03	P	1.00	A	\$ 41,388	never filled	N	N	0		296
LNR405	HA	7/1/2023	1/31/2024	95014C	Conservation & Resources Enforcement Officer I	N	SR16	BU14	P	1.00	A	\$ 53,976	never filled	N	N	0		297

Department of Land and Natural Resources  
 Vacancy Report as of November 30, 2023

Table 11

<u>Prog ID</u>	<u>Sub-Org</u>	<u>Date of Vacancy</u>	<u>Expected Fill Date</u>	<u>Position Number</u>	<u>Position Title</u>	<u>Exempt (Y/N)</u>	<u>SR Level</u>	<u>BU Code</u>	<u>Perm Temp (P/T)</u>	<u>FTE</u>	<u>MOE</u>	<u>Budgeted Amount</u>	<u>Actual Salary Last Paid</u>	<u>Authority to Hire (Y/N)</u>	<u>Occupied by 89-Day Hire (Y/N)</u>	<u># of 89 Hire Apts</u>	<u>Describe if Filled by other Means</u>	<u>DEPT Priority # to Retain</u>
LNR405	HA	7/1/2023	6/30/2024	95022C	Secretary I	N	SR12	BU03	P	1.00	A	\$ 41,388	never filled	N	N	0		298
LNR405	HA	7/1/2023	6/30/2024	95023C	Secretary I	N	SR12	BU03	P	1.00	A	\$ 41,388	never filled	N	N	0		299
LNR405	HA	7/1/2023	6/30/2024	95024C	Secretary I	N	SR12	BU03	P	1.00	A	\$ 41,388	never filled	N	N	0		300
LNR405	HA	7/1/2023	6/30/2024	95025C	Clerk Dispatcher I	N	SR09	BU03	P	1.00	A	\$ 41,388	never filled	N	N	0		301

Department of Land and Natural Resources

Positions Filled and/or Established by Acts other than the State Budget as of November 30, 2023

<u>Prog ID</u>	<u>Sub-Org</u>	<u>Date Established</u>	<u>Legal Authority</u>	<u>Position Number</u>	<u>Position Title</u>	<u>Exempt (Y/N)</u>	<u>SR Level</u>	<u>BU Code</u>	<u>T/P</u>	<u>MOF</u>	<u>FTE</u>	<u>Annual Salary</u>	<u>Filled (Y/N)</u>	<u>Occupied by 89 Day Hire (Y/N)</u>
LNR 407	NA	10/9/2023	HRS 37-74(f)(2)	125227	Natural Resources Management Specialist II	N	SR18	BU13	T	P	1.00	never filled	N	N
LNR 407	NA	10/9/2023	HRS 37-74(f)(2)	125228	Natural Resources Management Specialist II	N	SR18	BU13	T	P	1.00	never filled	N	N
LNR 407	NA	11/15/2023	HRS 37-74(f)(2)	125276	General Construction and Maintenance Supervisor I	N	F110	BU02	T	P	1.00	never filled	N	N

Department of Land and Natural Resources  
Overtime Expenditure Summary

Table 13

Prog ID	Sub-Org	Program Title	MOF	FY23 (actual)			FY24 (estimated)			FY25 (budgeted)		
				Base Salary \$\$\$\$	Overtime \$\$\$\$	Overtime Percent	Base Salary \$\$\$\$	Overtime \$\$\$\$	Overtime Percent	Base Salary \$\$\$\$	Overtime \$\$\$\$	Overtime Percent
LNR101	EA	Public Lands Management	A	\$ 69,960	\$ 166	0.2%	\$ 73,654	\$ -	0.0%	\$ 76,248	\$ -	0.0%
LNR101	EA	Public Lands Management	B	\$ 3,434,999	\$ 3,005	0.1%	\$ 7,698,565	\$ 20,000	0.3%	\$ 8,001,156	\$ 20,000	0.2%
LNR102	EB	Legacy Land Conservation Program	B	\$ -	\$ -	0.0%	\$ 180,701	\$ -	0.0%	\$ 189,186	\$ -	0.0%
LNR111	BA	Conveyances and Recordings	B	\$ 2,304,190	\$ 19,389	0.8%	\$ 5,434,242	\$ 75,000	1.4%	\$ 5,609,402	\$ 75,000	1.3%
LNR141	GA	Water and Land Development	A	\$ 1,868,391	\$ -	0.0%	\$ 2,470,482	\$ 1,000	0.0%	\$ 2,557,495	\$ 2,000	0.1%
LNR141	GA	Water and Land Development	B	\$ 278,682	\$ -	0.0%	\$ 545,154	\$ 1,000	0.2%	\$ 562,835	\$ -	0.0%
LNR153	CB	Commercial Fisheries	A	\$ 684,354	\$ 7,596	1.1%	\$ -	\$ -	0.0%	\$ -	\$ -	0.0%
LNR153	CB	Commercial Fisheries	B	\$ 79,562	\$ -	0.0%	\$ -	\$ -	0.0%	\$ -	\$ -	0.0%
LNR153	CB	Commercial Fisheries	N	\$ -	\$ -	0.0%	\$ -	\$ -	0.0%	\$ -	\$ -	0.0%
LNR153	CB	Commercial Fisheries	P	\$ 36,894	\$ -	0.0%	\$ -	\$ -	0.0%	\$ -	\$ -	0.0%
LNR172	DA	Forestry Resource Mgt & Dev	A	\$ 1,348,295	\$ 15,023	1.1%	\$ 1,689,874	\$ 1,500	0.1%	\$ 1,756,463	\$ 1,500	0.1%
LNR172	DA	Forestry Resource Mgt & Dev	B	\$ -	\$ -	0.0%	\$ -	\$ -	0.0%	\$ -	\$ -	0.0%
LNR172	DA	Forestry Resource Mgt & Dev	P	\$ 76,974	\$ -	0.0%	\$ 106,983	\$ -	0.0%	\$ 106,983	\$ -	0.0%
LNR401	CA	Aquatic Resources	A	\$ 1,162,355	\$ 37,045	3.2%	\$ 4,096,481	\$ 30,000	0.7%	\$ 4,240,763	\$ 30,000	0.7%
LNR401	CA	Aquatic Resources	B	\$ 7,105	\$ 33	0.5%	\$ 314,885	\$ -	0.0%	\$ 325,057	\$ -	0.0%
LNR401	CA	Aquatic Resources	N	\$ 74,875	\$ -	0.0%	\$ 675,419	\$ 2,000	0.3%	\$ 728,948	\$ 2,000	0.3%
LNR401	CA	Aquatic Resources	P	\$ 103,773	\$ 932	0.9%	\$ 569,056	\$ 5,000	0.9%	\$ 676,115	\$ 5,000	0.7%
LNR402	DA	Native Resources & Fire Protection	A	\$ 2,978,606	\$ 396,527	13.3%	\$ 4,928,102	\$ 1,227,000	24.9%	\$ 5,101,674	\$ 1,227,000	24.1%
LNR402	DA	Native Resources & Fire Protection	N	\$ 782,816	\$ 13,188	1.7%	\$ 1,314,319	\$ -	0.0%	\$ 1,314,319	\$ -	0.0%
LNR402	DA	Native Resources & Fire Protection	T	\$ -	\$ -	0.0%	\$ 106,475	\$ -	0.0%	\$ 106,475	\$ -	0.0%
LNR402	DB	Native Resources & Fire Protection	P	\$ 120,080	\$ 432	0.4%	\$ 319,922	\$ -	0.0%	\$ 319,922	\$ -	0.0%
LNR402	DB	Native Resources & Fire Protection	U	\$ -	\$ -	0.0%	\$ 385,186	\$ -	0.0%	\$ 385,186	\$ -	0.0%
LNR404	GC	Water Resources	A	\$ 1,273,720	\$ -	0.0%	\$ 2,024,673	\$ -	0.0%	\$ 2,269,715	\$ -	0.0%
LNR404	GC	Water Resources	B	\$ 397,876	\$ -	0.0%	\$ 743,619	\$ 4,000	0.5%	\$ 767,738	\$ 4,000	0.5%
LNR405	HA	Conservation & Resources Enforcement	A	\$ 7,283,314	\$ 600,986	8.3%	\$ 10,195,612	\$ 129,620	1.3%	\$ 11,821,619	\$ 129,620	1.1%
LNR405	HA	Conservation & Resources Enforcement	B	\$ -	\$ 132,595	0.0%	\$ 410,297	\$ 285,250	69.5%	\$ 420,201	\$ 285,250	67.9%
LNR405	HA	Conservation & Resources Enforcement	N	\$ 118,847	\$ 890	0.7%	\$ 313,982	\$ 10,000	3.2%	\$ 313,982	\$ 10,000	3.2%

Department of Land and Natural Resources  
Overtime Expenditure Summary

Table 13

Prog ID	Sub-Org	Program Title	MOF	FY23 (actual)			FY24 (estimated)			FY25 (budgeted)		
				Base Salary \$\$\$\$	Overtime \$\$\$\$	Overtime Percent	Base Salary \$\$\$\$	Overtime \$\$\$\$	Overtime Percent	Base Salary \$\$\$\$	Overtime \$\$\$\$	Overtime Percent
LNR405	HB	Conservation & Resources Enforcement	P	\$ 22,493	\$ 13,869	61.7%	\$ 109,855	\$ 50,000	45.5%	\$ 109,855	\$ 50,000	45.5%
LNR407	NA	Natural Area Reserves	A	\$ 2,961,852	\$ 31,126	1.1%	\$ 4,042,060	\$ 1,000	0.0%	\$ 4,197,125	\$ 1,000	0.0%
LNR407	NA	Natural Area Reserves	P	\$ 40,059	\$ 361	0.9%	\$ 44,720	\$ -	0.0%	\$ 44,720	\$ -	0.0%
LNR801	CH	Ocean Based Recreation	A	\$ 224,231	\$ 10,584	4.7%	\$ 315,425	\$ -	0.0%	\$ 326,534	\$ -	0.0%
LNR801	CH	Ocean Based Recreation	B	\$ 4,238,361	\$ 36,520	0.9%	\$ 10,161,252	\$ 50,000	0.5%	\$ 10,506,803	\$ 50,000	0.5%
LNR801	CH	Ocean Based Recreation	N	\$ -	\$ -	0.0%	\$ 35,411	\$ -	0.0%	\$ 35,411	\$ -	0.0%
LNR802	HP	Historic Preservation	A	\$ 1,905,914	\$ -	0.0%	\$ 4,068,040	\$ 2,000	0.0%	\$ 4,189,685	\$ 2,000	0.0%
LNR802	HP	Historic Preservation	B	\$ 152,039	\$ -	0.0%	\$ 416,866	\$ -	0.0%	\$ 430,294	\$ -	0.0%
LNR802	HP	Historic Preservation	N	\$ 411,225	\$ -	0.0%	\$ 548,401	\$ -	0.0%	\$ 548,401	\$ -	0.0%
LNR804	DA	Forest & Outdoor Recreation	A	\$ 1,756,082	\$ 48,258	2.7%	\$ 2,484,751	\$ 3,000	0.1%	\$ 2,672,533	\$ 3,000	0.1%
LNR804	DA	Forest & Outdoor Recreation	B	\$ 52,825	\$ 355	0.7%	\$ 382,215	\$ -	0.0%	\$ 394,612	\$ -	0.0%
LNR804	DA	Forest & Outdoor Recreation	N	\$ 613,575	\$ 37,852	6.2%	\$ 1,273,105	\$ 30,000	2.4%	\$ 1,273,105	\$ 30,000	2.4%
LNR804	DA	Forest & Outdoor Recreation	W	\$ 102,481	\$ 23,546	23.0%	\$ 233,411	\$ 2,000	0.9%	\$ 239,795	\$ 2,000	0.8%
LNR805	CB	Recreational Fisheries	A	\$ 798,342	\$ 8,814	1.1%	\$ -	\$ -	0.0%	\$ -	\$ -	0.0%
LNR805	CB	Recreational Fisheries	B	\$ -	\$ -	0.0%	\$ -	\$ -	0.0%	\$ -	\$ -	0.0%
LNR805	CB	Recreational Fisheries	N	\$ 21,316	\$ 15,395	72.2%	\$ -	\$ -	0.0%	\$ -	\$ -	0.0%
LNR806	FA	State Parks Admin & Operation	A	\$ 5,385,819	\$ 144,194	2.7%	\$ 8,665,571	\$ 60,000	0.7%	\$ 8,970,780	\$ 60,000	0.7%
LNR806	FI	State Parks Admin & Operation	B	\$ -	\$ -	0.0%	\$ -	\$ -	0.0%	\$ -	\$ -	0.0%
LNR810	GD	Prevention of Natural Disasters	B	\$ 612,546	\$ -	0.0%	\$ 1,209,128	\$ 1,000	0.1%	\$ 1,248,117	\$ 1,000	0.1%
LNR810	GD	Prevention of Natural Disasters	P	\$ -	\$ -	0.0%	\$ -	\$ -	0.0%	\$ -	\$ -	0.0%
LNR906	AA	Natural Physical Environment	A	\$ 3,369,807	\$ 93,360	2.8%	\$ 3,517,531	\$ 60,000	1.7%	\$ 3,656,234	\$ 60,000	1.6%
LNR906	AA	Natural Physical Environment	B	\$ 1,169,633	\$ 24,780	2.1%	\$ 2,680,179	\$ 12,500	0.5%	\$ 2,767,109	\$ 12,500	0.5%
LNR906	AA	Natural Physical Environment	N	\$ -	\$ -	0.0%	\$ -	\$ -	0.0%	\$ -	\$ -	0.0%
LNR906	AA	Natural Physical Environment	T	\$ 58,919	\$ -	0.0%	\$ -	\$ -	0.0%	\$ -	\$ -	0.0%
LNR907	AB	Aha Moku Advisory Committee	A	\$ -	\$ -	0.0%	\$ 187,800	\$ -	0.0%	\$ 187,800	\$ -	0.0%
LNR908	AC	Kahoolawe Island Reserve Commission	A	\$ -	\$ -	0.0%	\$ 1,190,789	\$ -	0.0%	\$ 1,227,658	\$ -	0.0%



Department of Land and Natural Resources  
Overtime Expenditure Summary

Table 13

Prog ID	Sub-Org	Program Title	MOF	FY23 (actual)			FY24 (estimated)			FY25 (budgeted)		
				<u>Base Salary</u> \$\$\$\$	<u>Overtime</u> \$\$\$\$	<u>Overtime</u> Percent	<u>Base Salary</u> \$\$\$\$	<u>Overtime</u> \$\$\$\$	<u>Overtime</u> Percent	<u>Base Salary</u> \$\$\$\$	<u>Overtime</u> \$\$\$\$	<u>Overtime</u> Percent
LNR909	AD	Mauna Kea Stewardship & Oversight Authority	A	\$ -	\$ -	0.0%	\$ 607,000	\$ -	0.0%	\$ 607,000	\$ -	0.0%

Department of Land and Natural Resources  
Active Contracts as of December 1, 2023

Table 14

Prog ID	MOF	Amount	Frequency (M/A/O)	Max Value	Outstanding Balance	Term of Contract			Entity	Contract Description	Explanation of How Contract is Monitored	POS Y/N	Category E/L/P/C/G/S/*
						Date Executed	From	To					
LNR101	B	\$ 400,000.00	M	\$ 400,000.00	\$ 355,835.47	6/30/2016	5/10/2019	12/31/2026	ASHFORD & WRISTON LLP	LEGAL SVCS & RESOURCES NECESSARY TO PROVIDE LEGAL PRESENTATION OFDLNR IN	LAND DIVISION AND THE ATTORNEY GENERAL MONITORING PROGRESS PERFORMED BY THE VENDOR.	Y	C
LNR101	A	\$ 799,300.00	M	\$ 799,300.00	\$ 115,692.50	11/9/2016	11/21/2016	12/31/2025	SEA ENGINEERING, INC.	WAIKIKI BEACH RESTORATION - JOB NO E00X030C	ENGINEERING DIVISION MONITORING PROGRESS AND VERIFIES INVOICE FOR PAYMENT.	Y	S
LNR101	B	\$ 141,267.88	O (Based on vendor completion of contract requireme nts and fixing of critical program errors.)	\$ 141,267.88	\$ 95,614.21	6/2/2017	5/22/2017	6/30/2024	YARDI SYSTEMS, INC.	REPLACEMENT LAND MANAGEMENT INFORMATION SYSTEM	LAND DIVISION MONITORING PROGRESS PERFORMED BY THE VENDOR.	Y	S
LNR101	B	\$ 430,000.00	M	\$ 430,000.00	\$ 109,656.10	9/17/2018	9/25/2018	12/31/2025	ERSKINE ARCHITECTS, INC.	HAWAII DISTRICT LAND OFFICE, HILO, HAWAII - JOB #E00BH30A	ENGINEERING DIVISION MONITORING PROGRESS AND VERIFIES INVOICE FOR PAYMENT.	Y	S
LNR101	B	\$ 210,000.00	O (upon completion)	\$ 210,000.00	\$ 210,000.00	5/9/2019	5/10/2018	5/10/2024	HAWAIIAN ISLANDS LAND TRUST	LAND ACQUISITION OF A CONSERVATION EASEMENT OVER 6.12 ACRES, MORE OR	CONTRACTOR WORKS WITH PROGRAM STAFF TO COMPLETE DUE	N	S
LNR101	B	\$ 450,000.00	M	\$ 450,000.00	\$ 339,486.92	3/16/2020	5/4/2020	6/30/2024	MUNEKIYO & HIRAGA, INC.	PLANNING & CONSULTANT SVCS REGARDING PETITION F/DISTRICT BOUNDARY	LAND DIVISION MONITORING PROGRESS PERFORMED BY THE VENDOR.	Y	S

Department of Land and Natural Resources  
Active Contracts as of December 1, 2023

Table 14

Prog ID	MOF	Amount	Frequency (M/A/O)	Max Value	Outstanding Balance	Term of Contract			Entity	Contract Description	Explanation of How Contract is Monitored	POS Y/N	Category E/L/P/C/G/S/*
						Date Executed	From	To					
LNR101	B	\$ 400,000.00	M	\$ 400,000.00	\$ 355,835.47	6/30/2016	5/10/2019	12/31/2026	ASHFORD & WRISTON LLP	LEGAL SVCS & RESOURCES NECESSARY TO PROVIDE LEGAL PRESENTATION OFDLNR IN	LAND DIVISION AND THE ATTORNEY GENERAL MONITORING PROGRESS PERFORMED BY THE VENDOR.	Y	C
LNR101	C	\$ 1,578,852.00	M	\$ 1,578,852.00	\$ 1,074,519.00	10/19/2021	11/3/2021	12/31/2026	GANNETT FLEMING, INC.	DAM RESERVOIR & IRRIGATION SYST ASSESSMENT & IMPROVEMENTS,KAUAI,MAUI,HI	ENGINEERING DIVISION MONITORING PROGRESS AND VERIFIES INVOICE FOR PAYMENT.	Y	S
LNR101	C	\$ 497,625.78	M	\$ 497,625.78	\$ 163,786.00	5/2/2022	5/13/2022	12/31/2027	SEA ENGINEERING, INC.	WAIKIKI BEACH IMPROVEMENTS AND MAINT, FORT DERUSSY AND HALEKULANI BEACH	ENGINEERING DIVISION MONITORING PROGRESS AND VERIFIES INVOICE FOR PAYMENT.	Y	S
LNR101	B	\$ 11,000.00	O	\$ 11,000.00	\$ 1,784.08	6/2/2022	6/2/2022	8/29/2022	BOW ENGINEERING & DEVELOPMENT,	PROJ #211054.00:THE MATTER OF CONTESTED CASE FILE #OA-21-3 RE:ENFORCEMNT	CONSERVATION AND COASTAL LANDS REVIEWED AND ACCEPTED SUBMITTAL BY VENDOR / VERIFIES INVOICE FOR PAYMENT.	Y	S
LNR101	B	\$ 57,500.00	M	\$ 57,500.00	\$ 57,500.00	11/16/2022	1/1/2024	6/30/2025	CHILD, JOHN & COMPANY, INC.	APPRAISAL SVCS TO DETERMINE THE VALUATION OF WATER RIGHTS	LAND DIVISION MONITORING PROGRESS PERFORMED BY THE VENDOR.	Y	S
LNR101	B	\$ 60,000.00	M	\$ 60,000.00	\$ 45,540.00	1/6/2023	1/8/2023	12/31/2028	GEI CONSULTANTS, INC.	LOWER KAPAHU RESERVOIR(KA- 0061)MODIFICATRIONS,KAUI,HAWAII	ENGINEERING DIVISION MONITORING PROGRESS AND VERIFIES INVOICE FOR PAYMENT.	Y	S

Department of Land and Natural Resources  
Active Contracts as of December 1, 2023

Table 14

Prog ID	MOF	Amount	Frequency (M/A/O)	Max Value	Outstanding Balance	Term of Contract			Entity	Contract Description	Explanation of How Contract is Monitored	POS Y/N	Category E/L/P/C/G/S/*
						Date Executed	From	To					
LNR101	B	\$ 400,000.00	M	\$ 400,000.00	\$ 355,835.47	6/30/2016	5/10/2019	12/31/2026	ASHFORD & WRISTON LLP	LEGAL SVCS & RESOURCES NECESSARY TO PROVIDE LEGAL PRESENTATION OFDLNR IN	LAND DIVISION AND THE ATTORNEY GENERAL MONITORING PROGRESS PERFORMED BY THE VENDOR.	Y	C
LNR101	B	\$ 500,000.00	M	\$ 500,000.00	\$ 500,000.00	4/3/2023	4/24/2023	12/31/2028	ELEMENT ENVIRONMENTAL, LLC	LARGE CAPACITY CESSPOOL AUDIT - STATEWIDE JOB #E00BS46A	ENGINEERING DIVISION MONITORING PROGRESS AND VERIFIES INVOICE FOR PAYMENT.	Y	S
LNR101	B	\$ 3,465,000.00	M	\$ 3,465,000.00	\$ 2,447,552.68	4/25/2023	7/10/2023	5/5/2024	DIEDE CONSTRUCTION, INC.	HAWAII DISTRICT LAND OFC RENOVATE SINGLE STORY OFC BLDG	ENGINEERING DIVISION MONITORING PROGRESS AND VERIFIES INVOICE FOR PAYMENT.	Y	S
LNR101	B	\$ 149,980.00	M	\$ 149,980.00	\$ 124,982.00	8/29/2023	8/1/2023	7/25/2024	SEYMOUR RESOURCES HAWAII, INC.	EAST KAUAI IRRIG SYST MAINTENANCE - JOB #B23002683	LAND DIVISION MONITORING PROGRESS PERFORMED BY THE VENDOR.	Y	S
LNR111	B	\$ 1,198,562.75	O-as work is completed	\$ 1,198,562.75	\$ 563,464.95	7/20/2022	6/27/2022	12/31/2023	US IMAGING, INC.	RFP 2022-01-O	Periodic email communication with vendor	Y	S
LNR111	B	\$ 1,287,000.00	M	\$ 1,287,000.00	\$ 1,265,563.44	8/31/2023	6/30/2023	6/30/2025	HONOLULU DATA ENTRY PROJECT,	SUPPORT SVCS - TORRENS(LAND COURT) DOCUMENTS & CERTIFICATES	Weekly meetings with vendor POC	Y	S
LNR141	C	\$ 249,826.52	M	\$ 249,826.52	\$ 47,610.87	10/16/2014	11/21/2016	6/30/2024	HI-TECH ROCKFALL CONSTRUCTION,	MENEHUNE RD ROCKFALL MITIGATION, KAUAI, HAWAII	ENGINEERING DIVISION MONITORING PROGRESS AND VERIFIES INVOICE FOR PAYMENT	Y	S
LNR141	C	\$ 1,066,323.00	M	\$ 1,066,323.00	\$ 68,908.00	9/17/2015	10/5/2015	12/31/2023	TOWILL, R. M. CORPORATION	ALA WAI CANAL DREDGING, OAHU JOB#G54CO51A RANKING LETTER	ENGINEERING DIVISION PROCESSING CONTRACT CLOSE-OUT DOCUMENTS	Y	S

Department of Land and Natural Resources  
Active Contracts as of December 1, 2023

Table 14

Prog ID	MOF	Amount	Frequency (M/A/O)	Max Value	Outstanding Balance	Term of Contract			Entity	Contract Description	Explanation of How Contract is Monitored	POS Y/N	Category E/L/P/C/G/S/*
						Date Executed	From	To					
LNR101	B	\$ 400,000.00	M	\$ 400,000.00	\$ 355,835.47	6/30/2016	5/10/2019	12/31/2026	ASHFORD & WRISTON LLP	LEGAL SVCS & RESOURCES NECESSARY TO PROVIDE LEGAL PRESENTATION OFDLNR IN	LAND DIVISION AND THE ATTORNEY GENERAL MONITORING PROGRESS PERFORMED BY THE VENDOR.	Y	C
LNR141	C	\$ 10,721,065.00	M	\$ 10,721,065.00	\$ 1,092,557.58	10/10/2018	10/1/2019	2/25/2024	HAWAII HARBORS CONSTRUCTORS JV	ALA WAI CANAL DREDGING & IMPROVEMENTS- HNL, OAHU, HI	ENGINEERING DIVISION MONITORING PROGRESS AND VERIFIES INVOICE FOR PAYMENT	Y	S
LNR141	C	\$ 624,531.86	M	\$ 624,531.86	\$ 319,322.32	10/31/2018	11/14/2018	12/31/2025	AECOM TECHNICAL SERVICES, INC.	ROCKFALL MONITORING ASSESSMENT & SUPPORTING SVCS STATEWIDE-JOB #J45CS41C	ENGINEERING DIVISION MONITORING PROGRESS AND VERIFIES INVOICE FOR PAYMENT	Y	S
LNR141	B	\$ 230,000.00	M	\$ 230,000.00	\$ 37,165.20	4/4/2019	4/15/2019	12/31/2024	GEOTERMEX, INC.	TECHNICAL & ADVISORY SVCS RELATED TO GEOTHERMAL RESOURCES & RECOVERY	ENGINEERING DIVISION MONITORING PROGRESS AND VERIFIES INVOICE FOR PAYMENT	Y	S
LNR141	C	\$ 20,000.00	M	\$ 20,000.00	\$ 20,000.00	6/6/2019	6/27/2019	12/31/2026	AKINAKA & ASSOCIATES, LTD.	UPCOUNTRY MAUI GROUND WATER WELL, MAUI HI - JOB NO J10M11A	ENGINEERING DIVISION MONITORING PROGRESS AND VERIFIES INVOICE FOR PAYMENT	Y	S
LNR141	C	\$ 120,000.00	M	\$ 120,000.00	\$ 39,160.00	5/19/2020	8/10/2020	12/31/2025	TOWILL, R. M. CORPORATION	MANOA STREAM POST- CONSTRUCTION MONITORING AT WOODLAWN DR BRIDGE, MANOA,	ENGINEERING DIVISION MONITORING PROGRESS AND VERIFIES INVOICE FOR PAYMENT	Y	S

Department of Land and Natural Resources  
Active Contracts as of December 1, 2023

Table 14

Prog ID	MOF	Amount	Frequency (M/A/O)	Max Value	Outstanding Balance	Term of Contract			Entity	Contract Description	Explanation of How Contract is Monitored	POS Y/N	Category E/L/P/C/G/S/*
						Date Executed	From	To					
LNR101	B	\$ 400,000.00	M	\$ 400,000.00	\$ 355,835.47	6/30/2016	5/10/2019	12/31/2026	ASHFORD & WRISTON LLP	LEGAL SVCS & RESOURCES NECESSARY TO PROVIDE LEGAL PRESENTATION OFDLNR IN	LAND DIVISION AND THE ATTORNEY GENERAL MONITORING PROGRESS PERFORMED BY THE VENDOR.	Y	C
LNR141	C	\$ 260,000.00	M	\$ 260,000.00	\$ 180,097.31	10/1/2020	7/1/2022	12/31/2023	PROMETHEUS CONSTRUCTION	IAO VALLEY STATE MONUMENT FLOOD REPAIRS & IMPROVEMENTS,WAILUKU,MAUI,HI	ENGINEERING DIVISION MONITORING PROGRESS AND VERIFIES INVOICE FOR PAYMENT	Y	S
LNR141	B	\$ 99,998.00	M	\$ 99,998.00	\$ 15,548.69	1/22/2021	2/23/2021	12/31/2025	BROWN AND CALDWELL	GEOHERMAL TECHNICAL ASSISTANCE,COORDINATION & ADVISORY SVCS - STATEWIDE	ENGINEERING DIVISION MONITORING PROGRESS AND VERIFIES INVOICE FOR PAYMENT	Y	S
LNR141	C	\$ 205,495.00	M	\$ 205,495.00	\$ 177,085.25	8/18/2021	9/10/2021	12/31/2026	AECOM TECHNICAL SERVICES, INC.	AKAKA FALLS ROCKFALL MITIGATION - AKAKA FALLS STATE PARK, HILO, HI	ENGINEERING DIVISION MONITORING PROGRESS AND VERIFIES INVOICE FOR PAYMENT	Y	S
LNR141	A	\$ 548,206.00	M	\$ 548,206.00	\$ 114,596.93	9/16/2021	9/23/2021	12/31/2026	AECOM TECHNICAL SERVICES, INC.	DAM SAFETY PHASE I INSPECTIONS GROUP 3 STATEWIDE	ENGINEERING DIVISION MONITORING PROGRESS AND VERIFIES INVOICE FOR PAYMENT	Y	S
LNR141	A	\$ 459,723.62	M	\$ 459,723.62	\$ 132,195.17	9/16/2021	9/23/2021	12/31/2026	GANNETT FLEMING, INC.	DAM SAFETY PHASE 1 INSPECTIONS GROUP 1 STATEWIDE	ENGINEERING DIVISION MONITORING PROGRESS AND VERIFIES INVOICE FOR PAYMENT	Y	S

Department of Land and Natural Resources  
Active Contracts as of December 1, 2023

Table 14

Prog ID	MOF	Amount	Frequency (M/A/O)	Max Value	Outstanding Balance	Term of Contract			Entity	Contract Description	Explanation of How Contract is Monitored	POS Y/N	Category E/L/P/C/G/S/*
						Date Executed	From	To					
LNR101	B	\$ 400,000.00	M	\$ 400,000.00	\$ 355,835.47	6/30/2016	5/10/2019	12/31/2026	ASHFORD & WRISTON LLP	LEGAL SVCS & RESOURCES NECESSARY TO PROVIDE LEGAL PRESENTATION OFDLNR IN	LAND DIVISION AND THE ATTORNEY GENERAL MONITORING PROGRESS PERFORMED BY THE VENDOR.	Y	C
LNR141	A	\$ 512,000.00	M	\$ 512,000.00	\$ 194,601.43	9/28/2021	10/7/2021	12/31/2026	KLEINSCHMIDT ASSOCIATES	DAM SAFETY PHASE I INSPECTIONS - GROUP 2, STATEWIDE	ENGINEERING DIVISION MONITORING PROGRESS AND VERIFIES INVOICE FOR PAYMENT	Y	S
LNR141	C	\$ 280,280.00	M	\$ 280,280.00	\$ 160,109.75	1/6/2022	1/11/2022	12/31/2026	HALEY & ALDRICH, INC	KO ROAD ROCKFALL MITIGATION CENTRAL & MAUKA SECTIONS, PART 4	ENGINEERING DIVISION MONITORING PROGRESS AND VERIFIES INVOICE FOR PAYMENT	Y	S
LNR141	C	\$ 179,500.00	M	\$ 179,500.00	\$ 142,104.98	5/27/2022	6/9/2022	12/31/2027	TOWILL, R. M. CORPORATION	ALA WAI CANAL WALL IMPROVEMENTS OAHU, HAWAII	ENGINEERING DIVISION MONITORING PROGRESS AND VERIFIES INVOICE FOR PAYMENT	Y	S
LNR141	C	\$ 409,996.00	M	\$ 409,996.00	\$ 218,684.05	7/26/2022	8/12/2022	12/31/2028	TOWILL, R. M. CORPORATION	KALAUHAIHAI FISHPOND (LUCAS SPRING) RESTORATION PHASE 3 NIU VALLEY,OAHU	ENGINEERING DIVISION MONITORING PROGRESS AND VERIFIES INVOICE FOR PAYMENT	Y	S
LNR141	C	\$ 650,000.00	M	\$ 650,000.00	\$ 635,775.65	8/30/2022	10/17/2022	12/31/2026	AECOM TECHNICAL SERVICES, INC.	ROCKFALL MONITORING ASSESSMENT & SUPPORTING SVCS 4 - STATEWIDE	ENGINEERING DIVISION MONITORING PROGRESS AND VERIFIES INVOICE FOR PAYMENT	Y	S
LNR141	C	\$ 791,735.00	M	\$ 791,735.00	\$ 791,735.00	10/3/2022	5/22/2023	5/21/2026	HAWAIIAN DREDGING	ALA WAI CANAL WALL IMPROVEMENTS - HNL,OAHU - JOB	ENGINEERING DIVISION MONITORING	Y	S

Department of Land and Natural Resources  
Active Contracts as of December 1, 2023

Table 14

Prog ID	MOF	Amount	Frequency (M/A/O)	Max Value	Outstanding Balance	Term of Contract			Entity	Contract Description	Explanation of How Contract is Monitored	POS Y/N	Category E/L/P/C/G/S/*
						Date Executed	From	To					
LNR101	B	\$ 400,000.00	M	\$ 400,000.00	\$ 355,835.47	6/30/2016	5/10/2019	12/31/2026	ASHFORD & WRISTON LLP	LEGAL SVCS & RESOURCES NECESSARY TO PROVIDE LEGAL PRESENTATION OFDLNR IN	LAND DIVISION AND THE ATTORNEY GENERAL MONITORING PROGRESS PERFORMED BY THE VENDOR.	Y	C
LNR141	B	\$ 75,000.00	M	\$ 75,000.00	\$ 75,000.00	1/26/2023	2/3/2023	12/31/2028	GEOTERMEX, INC.	GEOHERMAL TECHNICAL & ADVISORY SVCS RELATED TO RESOURCES & RECOVERY	ENGINEERING DIVISION MONITORING PROGRESS AND VERIFIES INVOICE FOR PAYMENT	Y	S
LNR141	C	\$ 1,515,252.00	M	\$ 1,515,252.00	\$ 1,515,252.00	2/8/2023	Awtg NTP	Awtg NTP	PROMETHEUS CONSTRUCTION	AKAKA FALLS ROCKFALL MITIGATION HONOMU BIG ISLAND HAWAII	ENGINEERING DIVISION MONITORING PROGRESS AND VERIFIES INVOICE FOR PAYMENT	Y	S
LNR141	B	\$ 50,000.00	M	\$ 50,000.00	\$ 50,000.00	2/14/2023	2/28/2023	12/31/2028	BROWN AND CALDWELL	GEOHERMAL TECHNICAL & ADVISORY SVCS - STATEWIDE JOB	ENGINEERING DIVISION MONITORING	Y	S
LNR141	C	\$ 1,500,000.00	M	\$ 1,500,000.00	\$ 944,332.65	2/14/2023	4/20/2023	2/16/2024	HI-TECH ROCKFALL CONSTRUCTION,	KO RD ROCKFALL MITIGATION CENTRAL & MAUKA SECTION PART 4 ELE'ELE,KAUAI,H	ENGINEERING DIVISION MONITORING PROGRESS AND VERIFIES INVOICE FOR PAYMENT	Y	S
LNR141	C	\$ 320,000.00	M	\$ 320,000.00	\$ 320,000.00	2/14/2023	2/27/2023	12/31/2028	TOWILL, R. M. CORPORATION	ALA WAI CANAL WALL IMPROVEMENTS OAHU,HAWAII JOB	ENGINEERING DIVISION MONITORING	Y	S
LNR141	B	\$ 75,000.00	M	\$ 75,000.00	\$ 67,281.25	6/8/2023	6/22/2023	12/31/2028	THOMPSON PLANNING LLC	LEGAL PLNG SVCS STATEWIDE	ENGINEERING DIVISION MONITORING PROGRESS AND VERIFIES INVOICE FOR PAYMENT	Y	S
LNR141	A	\$ 589,523.00	M	\$ 589,523.00	\$ 157,808.57	4/2/2021	4/13/2021	12/31/2026	KAI HAWAII, INC.	LIHUE-KOLOA FOREST RESERVE- KEAHUA & QUEENSLAND LOW WATER CROSSING,LIHUE	ENGINEERING DIVISION MONITORING PROGRESS AND VERIFIES INVOICE FOR PAYMENT	Y	S



Department of Land and Natural Resources  
Active Contracts as of December 1, 2023

Table 14

Prog ID	MOF	Amount	Frequency (M/A/O)	Max Value	Outstanding Balance	Term of Contract			Entity	Contract Description	Explanation of How Contract is Monitored	POS Y/N	Category E/L/P/C/G/S/*
						Date Executed	From	To					
LNR101	B	\$ 400,000.00	M	\$ 400,000.00	\$ 355,835.47	6/30/2016	5/10/2019	12/31/2026	ASHFORD & WRISTON LLP	LEGAL SVCS & RESOURCES NECESSARY TO PROVIDE LEGAL PRESENTATION OFDLNR IN	LAND DIVISION AND THE ATTORNEY GENERAL MONITORING PROGRESS PERFORMED BY THE VENDOR.	Y	C
LNR141	A	\$ 255,000.00	O	\$ 255,000.00	\$ 255,000.00	6/21/2023	6/20/2022	6/30/2025	GIRL SCOUTS OF HAWAII	CH 42F GIA PURUSANT TO ACT 248 SLH2022 CAPITAL IMPROVEMENTS PROJECT TO	Administration staff monitors progress and approves invoices	N	S
LNR141	A	\$ 248,985.00	O	\$ 248,985.00	\$ 103,985.00	6/21/2023	6/20/2022	6/30/2024	HAWAII SOFTBALL FOUNDATION	CH 42F GIA PURSUANT TO ACT 248 SLH2022 PLNG DESIGN EQUIP CONSTRUCTION	Administration staff monitors progress and approves invoices	N	S
LNR141	A	\$ 100,000.00	O	\$ 100,000.00	\$ 100,000.00	6/21/2023	6/20/2022	6/30/2024	PACIFIC HISTORIC PARKS	CH 42F GIA PACIFIC HISTORIC PARKS,OAHU - PURUSANT TO ACT 248,SLH2022	Administration staff monitors progress and approves invoices	N	S
LNR141	C	\$ 6,485,000.00	M	\$ 6,485,000.00	\$ 6,485,000.00	11/21/2023	Awtg NTP	Awtg NTP	ISEMOTO CONTRACTING CO., LTD.	UPOLU WELL DEVELOPMENT 0.5 MG RESERVOIR & TRANSMISSION MAIN - N KOHALA,	ENGINEERING DIVISION MONITORING PROGRESS AND VERIFIES INVOICE FOR PAYMENT	Y	S
LNR153	N	\$ 1,170,000.00		\$ 1,170,000.00	\$ 28,906.04	8/18/2011	CLOSED CONTRACT		UNIVERSITY OF HAWAII	COLLABORATIVE ADMINISTRATION OF THE HAWAII FISH AGGREGATING DEVICE	CLOSED CONTRACT	Y	S
LNR153	B	\$ 75,000.00		\$ 75,000.00	\$ 792.01	8/24/2011	7/1/2017	6/30/2018	RESEARCH CORPORATION OF THE	HAWAII MARINE RECREATIONAL FISHING SURVEY	CLOSED CONTRACT	Y	S
LNR153	C	\$ 900,000.00		\$ 900,000.00	\$ 750,000.00	10/25/2017	3/16/2023	3/16/2024	PACIFIC AMERICAN FOUNDATION	CONSTRUCTION OF THE FACILITY TO EXPAND THE PACIFIC AMERICAN FOUNDATION'S	Program Coordinator/Project In-Charge/Program Manager verify the progress/accomplishment report and the monthly Bill/Invoice.	Y	S
LNR153	B	\$ 200,000.00	A	\$ 200,000.00	\$ 27,197.94	11/27/2018	7/1/2018	6/30/2019	RESEARCH CORPORATION OF THE	HI MARINE RECREATIONAL FISHING SURVEY-CONTRACT PERIOD 07/1/18-06/30/23	Program Coordinator/Project In-Charge/Program Manager verify the progress/accomplishment report and the monthly Bill/Invoice.	Y	S

Department of Land and Natural Resources  
Active Contracts as of December 1, 2023

Table 14

Prog ID	MOF	Amount	Frequency (M/A/O)	Max Value	Outstanding Balance	Term of Contract			Entity	Contract Description	Explanation of How Contract is Monitored	POS Y/N	Category E/L/P/C/G/S/*
						Date Executed	From	To					
LNR101	B	\$ 400,000.00	M	\$ 400,000.00	\$ 355,835.47	6/30/2016	5/10/2019	12/31/2026	ASHFORD & WRISTON LLP	LEGAL SVCS & RESOURCES NECESSARY TO PROVIDE LEGAL PRESENTATION OFDLNR IN	LAND DIVISION AND THE ATTORNEY GENERAL MONITORING PROGRESS PERFORMED BY THE VENDOR.	Y	C
LNR153	C	\$ 130,000.00	M	\$ 130,000.00	\$ 78,552.00	12/10/2019	12/30/2019	12/31/2024	GRAY, HONG, NOJIMA &	ANUENUE FISHERIES RESEARCH CENTER SEWERLINE, OAHU,HI	ENGINEERING DIVISION MONITORING PROGRESS AND VERIFIES INVOICE FOR PAYMENT	Y	S
LNR153	C	\$ 510,000.00	M	\$ 510,000.00	\$ 130,001.42	3/3/2021	11/12/2021	1/31/2024	INTEGRATED CONSTRUCTION, INC.	ANUENUE FISHERIES RESEARCH CENTER SEWERLINE, HONOLULU,OAHU,HI	ENGINEERING DIVISION MONITORING PROGRESS AND VERIFIES INVOICE FOR PAYMENT	Y	S
LNR153	C	\$ 25,000.00	M	\$ 25,000.00	\$ 862.50	10/11/2021	10/22/2021	12/31/2026	RHA ENERGY PARTNERS LLC	ANUENUE FISHERIES RESEARCH CENTER PHOTOVOLTAIC SYSTEM, OAHU, HAWAII	ENGINEERING DIVISION MONITORING PROGRESS AND VERIFIES INVOICE FOR PAYMENT	Y	S
LNR153	V	\$ 34,553.00	M	\$ 34,553.00	\$ 8,022.42	8/17/2022	9/28/2022	12/31/2027	OMIZU ARCHITECTURE INC.	ANUENUE FISHERIES RESEARCH CTR HATCHERY BLDG IMPROVEMENTS,OAHU,HI	ENGINEERING DIVISION MONITORING PROGRESS AND VERIFIES INVOICE FOR PAYMENT	Y	S
LNR153	C	\$ 449,850.00	M	\$ 449,850.00	\$ 50,926.76	11/9/2022	7/31/2023	1/31/2024	ISLAND PACIFIC ENERGY LLC	ANUENUE FISHERIES RESEARCH CTR PHOTOVATIC SYST,OAHU,HAWAII	ENGINEERING DIVISION MONITORING PROGRESS AND VERIFIES INVOICE FOR PAYMENT	Y	S

Department of Land and Natural Resources  
Active Contracts as of December 1, 2023

Table 14

Prog ID	MOF	Amount	Frequency (M/A/O)	Max Value	Outstanding Balance	Date Executed	Term of Contract		Entity	Contract Description	Explanation of How Contract is Monitored	POS Y/N	Category E/L/P/C/G/S/*
							From	To					
LNR101	B	\$ 400,000.00	M	\$ 400,000.00	\$ 355,835.47	6/30/2016	5/10/2019	12/31/2026	ASHFORD & WRISTON LLP	LEGAL SVCS & RESOURCES NECESSARY TO PROVIDE LEGAL PRESENTATION OF DLNR IN	LAND DIVISION AND THE ATTORNEY GENERAL MONITORING PROGRESS PERFORMED BY THE VENDOR.	Y	C
LNR153	V	\$ 965,297.00	M	\$ 965,297.00	\$ 965,297.00	10/17/2023	10/30/2023	6/25/2024	GUNDAKER WORKS LLC	ANUENUE FISHERIES RESEARCH CTR HATCHERY BLDG IMPROVEMENTS, OAHU, HI	ENGINEERING DIVISION MONITORING PROGRESS AND VERIFIES INVOICE FOR PAYMENT	Y	S
LNR172	B	\$ 2,225.00	O - Periodic Progress Billing	\$ 2,225.00	\$ 220.00	3/12/2013	3/12/2013	CLOSED	INABA ENGINEERING INC.	SURVEYING & MARKING PORTIONS OF KAUU FOREST RESERVE BOUNDARY & ADJACENT	PROGRAM MANAGERS MONITORING PROGRESS AND VERIFIES INVOICE FOR PAYMENT	N	S
LNR172	B	\$ 1,669.00	O - Periodic Progress Billing	\$ 1,669.00	\$ 1,669.00	4/8/2013	4/8/2013	CLOSED	ROCK'N H FENCING LLC	INSTALL UNGULATE PROOF FENCING ON LEEWARD HALEAKALA, MAUI	PROGRAM MANAGERS MONITORING PROGRESS AND VERIFIES INVOICE FOR PAYMENT	N	S
LNR172	P	\$ 3,500.00	M	\$ 3,500.00	\$ 2,219.31	4/8/2014	4/1/2016	CLOSED	1955 MAIN STREET MGMT LLC	LEASE#75-23-0600 FOR 1955 MAIN ST STE 301,400 DLNR-FORESTRY & WILD LIFE-	PROGRAM MANAGERS MONITORING PROGRESS AND VERIFIES INVOICE FOR PAYMENT	N	S
LNR172	B	\$ 825.10	M	\$ 825.10	\$ 190.41	4/8/2014	4/1/2016	CLOSED	1955 MAIN STREET MGMT LLC	LEASE#75-23-0600 FOR 1955 MAIN ST STE 301,400 DLNR-FORESTRY & WILD LIFE-	PROGRAM MANAGERS MONITORING PROGRESS AND VERIFIES INVOICE FOR PAYMENT	N	S
LNR172	A	\$ 5,564.88	M	\$ 5,564.88	\$ 5,056.05	4/8/2014	4/1/2016	CLOSED	1955 MAIN STREET MGMT LLC	LEASE#75-23-0600 FOR 1955 MAIN ST STE 301,400 DLNR-FORESTRY & WILD LIFE-	PROGRAM MANAGERS MONITORING PROGRESS AND VERIFIES INVOICE FOR PAYMENT	N	S

Department of Land and Natural Resources  
Active Contracts as of December 1, 2023

Table 14

Prog ID	MOF	Amount	Frequency (M/A/O)	Max Value	Outstanding Balance	Term of Contract			Entity	Contract Description	Explanation of How Contract is Monitored	POS Y/N	Category E/L/P/C/G/S/*
						Date Executed	From	To					
LNR101	B	\$ 400,000.00	M	\$ 400,000.00	\$ 355,835.47	6/30/2016	5/10/2019	12/31/2026	ASHFORD & WRISTON LLP	LEGAL SVCS & RESOURCES NECESSARY TO PROVIDE LEGAL PRESENTATION OFDLNR IN	LAND DIVISION AND THE ATTORNEY GENERAL MONITORING PROGRESS PERFORMED BY THE VENDOR.	Y	C
LNR172	B	\$ 69,639.00	O - Periodic Progress Billing	\$ 69,639.00	\$ 270.00	2/24/2016	11/25/2015	6/30/2030	HIIPAKA, LLC	WAIMEA VALLEY FOREST STEWARDSHIP MANAGEMENT PLAN	PROGRAM MANAGERS MONITORING PROGRESS AND VERIFIES INVOICE FOR PAYMENT	N	S
LNR172	B	\$ 79,525.00	M	\$ 79,525.00	\$ 6,934.16	5/17/2017	6/2/2017	12/31/2025	OMIZU ARCHITECTURE INC.	EDUCATION SHELTER IN MOANALUA VALLEY EDUCATION FOREST, OAHU, HAWAII	ENGINEERING DIVISION MONITORING PROGRESS AND VERIFIES INVOICE FOR PAYMENT	Y	S
LNR172	B	\$ 151,875.00	O - Periodic Progress Billing	\$ 151,875.00	\$ 131,264.61	5/25/2017	3/21/2017	3/21/2032	HALEAKALA RANCH COMPANY	FOREST STEWARDSHIP MANAGEMENT PLAN NATIVE FOREST RESTORATION AT UKULELE	PROGRAM MANAGERS MONITORING PROGRESS AND VERIFIES INVOICE FOR PAYMENT	N	S
LNR172	B	\$ 73,650.00	O - Periodic Progress Billing	\$ 73,650.00	\$ 73,650.00	3/28/2019	9/18/2018	Multi year	NATURE CONSERVANCY, THE	KONA HEMA PRESERVE FOREST STEWARDSHIP - MULTI-YEAR	PROGRAM MANAGERS MONITORING PROGRESS AND VERIFIES INVOICE FOR PAYMENT	N	S
LNR172	B	\$ 8,121.70	O - Periodic Progress Billing	\$ 8,121.70	\$ 4,321.70	3/28/2019	3/7/2019	Multi year	SHLACHTER, MARC	FOREST STEWARDSHIP PROGRAM - MULTI-YEAR CONTRACT	PROGRAM MANAGERS MONITORING PROGRESS AND VERIFIES INVOICE FOR PAYMENT	N	S
LNR172	B	\$ 98,407.00	O - Periodic Progress Billing	\$ 98,407.00	\$ 72,904.64	4/17/2019	9/18/2018	Multi year	HOKU NUI FARMS LLC	PROVIDE FINANCIAL ASSISTANCE TO ELIGIBLE LANDOWNERS WHO VOLUNTARILY	PROGRAM MANAGERS MONITORING PROGRESS AND VERIFIES INVOICE FOR PAYMENT	N	S

Department of Land and Natural Resources  
Active Contracts as of December 1, 2023

Table 14

Prog ID	MOF	Amount	Frequency (M/A/O)	Max Value	Outstanding Balance	Term of Contract			Entity	Contract Description	Explanation of How Contract is Monitored	POS Y/N	Category E/L/P/C/G/S/*
						Date Executed	From	To					
LNR101	B	\$ 400,000.00	M	\$ 400,000.00	\$ 355,835.47	6/30/2016	5/10/2019	12/31/2026	ASHFORD & WRISTON LLP	LEGAL SVCS & RESOURCES NECESSARY TO PROVIDE LEGAL PRESENTATION OFDLNR IN	LAND DIVISION AND THE ATTORNEY GENERAL MONITORING PROGRESS PERFORMED BY THE VENDOR.	Y	C
LNR172	B	\$ 25,556.00	O - Periodic Progress Billing	\$ 25,556.00	\$ 13,688.86	5/2/2019	7/30/2018	Multi year	TRIPARVATA, LLC	MULTI-YEAR CONTRACT TO PROV FINANCIAL ASSISTANCE TO ELIGIBLE LANDOWNERS	PROGRAM MANAGERS MONITORING PROGRESS AND VERIFIES INVOICE FOR PAYMENT	N	S
LNR172	B	\$ 20,408.00	O - Periodic Progress Billing	\$ 20,408.00	\$ 14,934.00	6/7/2019	3/12/2019	Multi year	LOUI, STEPHANIE	MULTI- YEAR CONTRACT TO IMPLEMENT THE FOREST STEWARDSHIP MANAGEMENT PLAN	PROGRAM MANAGERS MONITORING PROGRESS AND VERIFIES INVOICE FOR PAYMENT	N	S
LNR172	B	\$ 24,460.00	O - Periodic Progress Billing	\$ 24,460.00	\$ 12,313.65	6/12/2019	5/24/2019	Multi year	MDHE LLC	MULTI-YEAR CONTRACT TO IMPLEMENT FOREST STEWARDSHIP MGMT PLAN	PROGRAM MANAGERS MONITORING PROGRESS AND VERIFIES INVOICE FOR PAYMENT	N	S
LNR172	B	\$ 9,800.00	O - Periodic Progress Billing	\$ 9,800.00	\$ 8,116.00	12/13/2019	9/13/2019	6/30/2030	MASTERS UNLIMITED LLC	FOREST STEWARDSHIP AGRMT -	PROGRAM MANAGERS MONITORING PROGRESS AND VERIFIES INVOICE FOR PAYMENT	N	S
LNR172	P	\$ 10,000.00	O - Periodic Progress Billing	\$ 10,000.00	\$ 8,801.10	1/28/2020	10/1/2019	1/1/2023	KUPU	MANAGE & COORDINATE THE YOUTH CONSERVATION CORPS - RFP YCC19 -	PROGRAM MANAGERS MONITORING PROGRESS AND VERIFIES INVOICE FOR PAYMENT	N	S
LNR172	B	\$ 157,612.00	O - Periodic Progress Billing	\$ 157,612.00	\$ 82,818.91	4/20/2020	3/3/2020	6/30/2050	PANILO TONEWOODS, LLC	MANAGEMENT OF KAPOAULAI KOA FOREST STEWARDSHIP PROJECT AREA -	PROGRAM MANAGERS MONITORING PROGRESS AND VERIFIES INVOICE FOR PAYMENT	N	S

Department of Land and Natural Resources  
Active Contracts as of December 1, 2023

Table 14

Prog ID	MOF	Amount	Frequency (M/A/O)	Max Value	Outstanding Balance	Term of Contract		Entity	Contract Description	Explanation of How Contract is Monitored	POS Y/N	Category E/L/P/C/G/S/*	
						Date Executed	From						To
LNR101	B	\$ 400,000.00	M	\$ 400,000.00	\$ 355,835.47	6/30/2016	5/10/2019	12/31/2026	ASHFORD & WRISTON LLP	LEGAL SVCS & RESOURCES NECESSARY TO PROVIDE LEGAL PRESENTATION OFDLNR IN	LAND DIVISION AND THE ATTORNEY GENERAL MONITORING PROGRESS PERFORMED BY THE VENDOR.	Y	C
LNR172	C	\$ 597,500.00	M	\$ 597,500.00	\$ 363,135.00	6/3/2021	6/21/2021	12/31/2026	SEGAWA, WESLEY R. AND	HONUULA FOREST RESERVE ACCESS IMPROVEMENTS, ISLAND OF HAWAII, HAWAII	ENGINEERING DIVISION MONITORING PROGRESS AND VERIFIES INVOICE FOR PAYMENT	Y	S
LNR172	C	\$ 26,270.00	M	\$ 26,270.00	\$ 11,260.20	10/20/2021	11/4/2021	12/31/2026	INABA ENGINEERING INC.	PUU WAAWAA FOREST RESERVE HAZARDOUS MATERIAL REMOVAL, NORTH KONA, HAWAII	ENGINEERING DIVISION MONITORING PROGRESS AND VERIFIES INVOICE FOR PAYMENT	Y	S
LNR172	P	\$ 70,650.00	O - Periodic Progress Billing	\$ 70,650.00	\$ 70,650.00	4/26/2022	4/4/2022	6/30/2024	NATURE CONSERVANCY, THE	IMPLEMENTATION OF WATERSHED PARTNERSHIP MGMT PLANS(EAST MOLOKAI WTRSHED	PROGRAM MANAGERS MONITORING PROGRESS AND VERIFIES INVOICE FOR PAYMENT	N	S
LNR172	C	\$ 108,360.00	M	\$ 108,360.00	\$ 63,134.49	5/2/2022	5/10/2022	12/31/2027	BOW ENGINEERING & DEVELOPMENT,	DOFAW PUA LOKE BASEYARD - SEPTIC SYSTEM IMPROVMENTS, KAUAI, HAWAII	ENGINEERING DIVISION MONITORING PROGRESS AND VERIFIES INVOICE FOR PAYMENT	Y	S
LNR172	A	\$ 73,500.00	O - Periodic Progress Billing	\$ 73,500.00	\$ 73,500.00	4/10/2023	3/14/2023	12/31/2025	KUPU	MANAGE & COORDINATE HI YOUTH CONSERVATION CORPS & GREEN JOB YOUTH CORPS	PROGRAM MANAGERS MONITORING PROGRESS AND VERIFIES INVOICE FOR PAYMENT	N	S
LNR401	A	\$ 20,000.00		\$ 20,000.00	\$ 16,394.92	10/5/2009	CLOSED CONTRACT		RESEARCH CORPORATION OF THE	MAUI/OAHU MARINE RESOURCES ASSESSMENT.		Y	S
LNR401	P	\$ 285,000.00		\$ 285,000.00	\$ 48,416.79	8/24/2011	CLOSED CONTRACT		RESEARCH CORPORATION OF THE	HAWAII MARINE RECREATIONAL FISHING SURVEY		Y	S

Department of Land and Natural Resources  
Active Contracts as of December 1, 2023

Table 14

Prog ID	MOF	Amount	Frequency (M/A/O)	Max Value	Outstanding Balance	Date Executed	Term of Contract		Entity	Contract Description	Explanation of How Contract is Monitored	POS Y/N	Category E/L/P/C/G/S/*
							From	To					
LNR101	B	\$ 400,000.00	M	\$ 400,000.00	\$ 355,835.47	6/30/2016	5/10/2019	12/31/2026	ASHFORD & WRISTON LLP	LEGAL SVCS & RESOURCES NECESSARY TO PROVIDE LEGAL PRESENTATION OFDLNR IN	LAND DIVISION AND THE ATTORNEY GENERAL MONITORING PROGRESS PERFORMED BY THE VENDOR.	Y	C
LNR401	N	\$ 1,981,900.00	M	\$ 1,981,900.00	\$ 336,172.84	8/24/201	CLOSED CONTRACT		RESEARCH CORPORATION OF THE	INVESTIGATION OF ESTUARINE HABITATS		Y	S
LNR401	T	\$ 250,000.00	O	\$ 250,000.00	\$ 9,926.70	9/24/2013	CLOSED CONTRACT		AECOS, INC.	FOR SERVICES RENDERED IN CONNECTION WITH THE MOLASSES SPILL IN HONOLULU	PROGRAM COORDINATOR/PROJECT IN-CHARGE/PROJECT MANAGER VERIFY THE PROGRESS/ACCOMPLISH MENT REPORT AND THE MONTHLY BILL/INVOICE.	Y	S
LNR401	N	\$ 4,053,346.92	A	\$ 4,053,346.92	\$ 1,689,776.94	8/31/2018	7/1/2018	6/30/2019	RESEARCH CORPORATION OF THE	INVESTIGATION OF ESTUARINE HABITATS - PROJ #6845	Project in charge verify the progress /accomplishment report and the monthly bill/invoice.	Y	S
LNR401	N	\$ 645,000.00	A	\$ 645,000.00	\$ 645,000.00	8/31/2018	7/1/2018	6/30/2019	RESEARCH CORPORATION OF THE	STATEWIDE MARINE RESOURCE ASSESSMENT - PROJ #6847	Project in charge verify the progress /accomplishment report and the monthly bill/invoice.	Y	S
LNR401	P	\$ 285,000.00	A	\$ 285,000.00	\$ 21,775.27	11/27/2018	7/1/2018	6/30/2019	RESEARCH CORPORATION OF THE	HI MARINE RECREATIONAL FISING SURVEY-CONTRACT PERIOD 07/1/18- 06/30/23	Project in charge verify the progress /accomplishment report and the monthly bill/invoice.	Y	S
LNR401	A	\$ 6,188.00	M	\$ 6,188.00	\$ 6,188.00	2/4/2020	2/20/2020	12/31/2025	PLANNING SOLUTIONS, INC.	ARTIFICIAL REEF - OAHU,HAWAII	ENGINEERING DIVISION MONITORING PROGRESS AND VERIFIES INVOICE FOR PAYMENT	Y	S

Department of Land and Natural Resources  
Active Contracts as of December 1, 2023

Table 14

Prog ID	MOF	Amount	Frequency (M/A/O)	Max Value	Outstanding Balance	Term of Contract			Entity	Contract Description	Explanation of How Contract is Monitored	POS Y/N	Category E/L/P/C/G/S/*
						Date Executed	From	To					
LNR101	B	\$ 400,000.00	M	\$ 400,000.00	\$ 355,835.47	6/30/2016	5/10/2019	12/31/2026	ASHFORD & WRISTON LLP	LEGAL SVCS & RESOURCES NECESSARY TO PROVIDE LEGAL PRESENTATION OFDLNR IN	LAND DIVISION AND THE ATTORNEY GENERAL MONITORING PROGRESS PERFORMED BY THE VENDOR.	Y	C
LNR401	N	\$ 28,094.80	M	\$ 28,094.80	\$ 28,094.80	2/4/2020	2/20/2020	12/31/2025	PLANNING SOLUTIONS, INC.	ARTIFICIAL REEF - OAHU,HAWAII	ENGINEERING DIVISION MONITORING PROGRESS AND VERIFIES INVOICE FOR PAYMENT	Y	S
LNR401	A	\$ 269,990.00	O	\$ 269,990.00	\$ 255,931.00	7/21/2023	6/5/2023	11/1/2025	MALAMA PUPUKEA WAIMEA	PROV SVCS TO ASSESS MONITOR DOCUMENT CARRYING CAPACITY OF CERTAIN AREAS	Quarterly meetings and reports	Y	S
LNR401	B	\$ 39,982.00	M	\$ 39,982.00	\$ 39,982.00	10/26/2023	11/13/2023	12/31/2028	BOWERS + KUBOTA CONSULTING INC	ANUENUE ANNEX FACILITY IMPROVEMENTS-OAHU HI	ENGINEERING DIVISION MONITORING PROGRESS AND VERIFIES INVOICE FOR PAYMENT	Y	S
LNR402	N	\$ 20,000.00	O - Periodic Progress Billing	\$ 20,000.00	\$ 3,432.05	12/24/2012	11/26/2012	CLOSED	TRI-ISLE RESOURCE CONSERVATION	LEEWARD HALEAKALA WATERSHED WP 13-IMPLEMENTATION OF WATERSHED	PROGRAM MANAGERS MONITORING PROGRESS AND VERIFIES INVOICE FOR PAYMENT	N	S
LNR402	N	\$ 470,300.00	O - Periodic Progress Billing	\$ 470,300.00	\$ 4,131.00	4/8/2013	4/8/2013	7/31/2013	ROCK'N H FENCING LLC	INSTALL UNGULATE PROOF FENCING ON LEEWARD HALEAKALA, MAUI	PROGRAM MANAGERS MONITORING PROGRESS AND VERIFIES INVOICE FOR PAYMENT	N	S
LNR402	C	\$ 24,537.00	M	\$ 24,537.00	\$ 6,134.25	4/15/2015	4/28/2015	12/31/2023	INABA ENGINEERING INC.	PUU WAAWAA WATER SYSTEM IMPR. N KONA JOB#500CH15A	ENGINEERING DIVISION PROCESSING CONTRACT CLOSE-OUT DOCUMENTS	Y	S
LNR402	C	\$ 982,027.00	M	\$ 982,027.00	\$ 136,270.00	7/27/2017	8/11/2017	12/31/2024	HELBER, HASTERT & FEE,	KAWAINUI MARSH RESTORATION OF ENDANGERED HABITATS & WETLANDS, OAHU, HI	ENGINEERING DIVISION MONITORING PROGRESS AND VERIFIES INVOICE FOR PAYMENT	Y	S



Department of Land and Natural Resources  
Active Contracts as of December 1, 2023

Table 14

Prog ID	MOF	Amount	Frequency (M/A/O)	Max Value	Outstanding Balance	Term of Contract			Entity	Contract Description	Explanation of How Contract is Monitored	POS Y/N	Category E/L/P/C/G/S/*
						Date Executed	From	To					
LNR101	B	\$ 400,000.00	M	\$ 400,000.00	\$ 355,835.47	6/30/2016	5/10/2019	12/31/2026	ASHFORD & WRISTON LLP	LEGAL SVCS & RESOURCES NECESSARY TO PROVIDE LEGAL PRESENTATION OFDLNR IN	LAND DIVISION AND THE ATTORNEY GENERAL MONITORING PROGRESS PERFORMED BY THE VENDOR.	Y	C
LNR402	C	\$ 728,000.00	M	\$ 728,000.00	\$ 201,356.96	3/19/2019	4/4/2019	12/31/2024	HARVEY, H. T. & ASSOCIATES	KAWAINUI MARSH ENVIRONMENTAL RESTORATION PROJ, OAHU, HI- JOB #D00CO44D	ENGINEERING DIVISION MONITORING PROGRESS AND VERIFIES INVOICE FOR PAYMENT	Y	S
LNR402	C	\$ 250,000.00	M	\$ 250,000.00	\$ 94,085.00	3/28/2019	4/5/2019	12/31/2024	BOW ENGINEERING & DEVELOPMENT,	KAWAINUI MARSH LEVEE FLOOD HAZARD ENVIRONMENTAL ABATEMENT,OAHU,HI	ENGINEERING DIVISION MONITORING PROGRESS AND VERIFIES INVOICE FOR PAYMENT	Y	S
LNR402	C	\$ 750,000.00	M	\$ 750,000.00	\$ 253,280.00	5/8/2019	5/29/2019	12/31/2024	BOWERS + KUBOTA CONSULTING INC	DOFAW MAUI BASEYARD RENOVATION PHASE 2, KAHULUI,MAUI,HI	ENGINEERING DIVISION MONITORING PROGRESS AND VERIFIES INVOICE FOR PAYMENT	Y	S
LNR402	C	\$ 150,000.00	O - Periodic Progress Billing	\$ 150,000.00	\$ 77,329.89	1/7/2020	1/7/2020	1/6/2022	CHILD, JOHN & COMPANY, INC.	APPRAISAL & CONSULTATION SVCS CONCERNING PROPERTIES LOCATED IN	PROGRAM MANAGERS MONITORING PROGRESS AND VERIFIES INVOICE FOR PAYMENT	N	S
LNR402	N	\$ 10,000.00	O - Periodic Progress Billing	\$ 10,000.00	\$ 10,000.00	1/28/2020	10/1/2019	1/1/2023	KUPU	MANAGE & COORDINATE THE YOUTH CONSERVATION CORPS - RFP YCC19 -	PROGRAM MANAGERS MONITORING PROGRESS AND VERIFIES INVOICE FOR PAYMENT	N	S
LNR402	A	\$ 73,822.00	O - Periodic Progress Billing	\$ 73,822.00	\$ 2,926.68	4/28/2020	2/3/2020	6/30/2024	NATURE CONSERVANCY, THE	IMPLEMENTATION OF WATERSHED PARTNERSHIP MGMT PLANS - #WP20-21	PROGRAM MANAGERS MONITORING PROGRESS AND VERIFIES INVOICE FOR PAYMENT	N	S

Department of Land and Natural Resources  
Active Contracts as of December 1, 2023

Table 14

Prog ID	MOF	Amount	Frequency (M/A/O)	Max Value	Outstanding Balance	Term of Contract			Entity	Contract Description	Explanation of How Contract is Monitored	POS Y/N	Category E/L/P/C/G/S/*
						Date Executed	From	To					
LNR101	B	\$ 400,000.00	M	\$ 400,000.00	\$ 355,835.47	6/30/2016	5/10/2019	12/31/2026	ASHFORD & WRISTON LLP	LEGAL SVCS & RESOURCES NECESSARY TO PROVIDE LEGAL PRESENTATION OFDLNR IN	LAND DIVISION AND THE ATTORNEY GENERAL MONITORING PROGRESS PERFORMED BY THE VENDOR.	Y	C
LNR402	C	\$ 59,686.00	M	\$ 59,686.00	\$ 1,435.48	1/15/2021	2/3/2021	12/31/2026	HELBER, HASTERT & FEE,	KAWAINUI-HAMAKUA MARSH MASTER PLAN - OAHU & HAWAII - JOB #D00CO67B	ENGINEERING DIVISION MONITORING PROGRESS AND VERIFIES INVOICE FOR PAYMENT	Y	S
LNR402	C	\$ 1,225,000.00	M	\$ 1,225,000.00	\$ 1,187,684.01	1/22/2021	11/19/2021	3/7/2024	HENRY'S EQUIPMENT RENTAL &	KAWAINUI MARSH RESTORATION OF HABITAT AT MOKULANA, KAILUA, OAHU, HI	ENGINEERING DIVISION MONITORING PROGRESS AND VERIFIES INVOICE FOR PAYMENT	Y	S
LNR402	C	\$ 440,000.00	M	\$ 440,000.00	\$ 56,781.76	8/3/2021	8/12/2021	12/31/2026	MASON ARCHITECTS, INC.	OAHU DOFAW BASEYARD IMPROVEMENTS - OAHU, HI - JOB #D00CO68F	ENGINEERING DIVISION MONITORING PROGRESS AND VERIFIES INVOICE FOR PAYMENT	Y	S
LNR402	A	\$ 133,900.00	O - Periodic Progress Billing	\$ 133,900.00	\$ 78,295.65	4/12/2022	12/27/2021	6/30/2024	KOHALA CENTER INC., THE	IMPLEMENTATION OF WATERSHED PARTNERSHIP MGMT PLANS-KOHALA WATERSHED	PROGRAM MANAGERS MONITORING PROGRESS AND VERIFIES INVOICE FOR PAYMENT	N	S
LNR402	A	\$ 111,429.00	O - Periodic Progress Billing	\$ 111,429.00	\$ 111,429.00	4/21/2022	12/27/2021	6/30/2024	MALAMA KAHALAWAI, INC.	IMPLEMENTATION OF WATERSHED MANAGEMENT PLANS AND PROJECTS THAT SUPPORT	PROGRAM MANAGERS MONITORING PROGRESS AND VERIFIES INVOICE FOR PAYMENT	N	S
LNR402	A	\$ 125,000.00	O - Periodic Progress Billing	\$ 125,000.00	\$ 79,993.95	4/26/2022	4/4/2022	6/30/2024	NATURE CONSERVANCY, THE	IMPLEMENTATION OF WATERSHED PARTNERSHIP MGMT PLANS(EAST MOLOKAI WTRSHED	PROGRAM MANAGERS MONITORING PROGRESS AND VERIFIES INVOICE FOR PAYMENT	N	S

Department of Land and Natural Resources  
Active Contracts as of December 1, 2023

Table 14

Prog ID	MOF	Amount	Frequency (M/A/O)	Max Value	Outstanding Balance	Term of Contract			Entity	Contract Description	Explanation of How Contract is Monitored	POS Y/N	Category E/L/P/C/G/S/*
						Date Executed	From	To					
LNR101	B	\$ 400,000.00	M	\$ 400,000.00	\$ 355,835.47	6/30/2016	5/10/2019	12/31/2026	ASHFORD & WRISTON LLP	LEGAL SVCS & RESOURCES NECESSARY TO PROVIDE LEGAL PRESENTATION OFDLNR IN	LAND DIVISION AND THE ATTORNEY GENERAL MONITORING PROGRESS PERFORMED BY THE VENDOR.	Y	C
LNR402	A	\$ 200,000.00	O - Periodic Progress Billing	\$ 200,000.00	\$ 148,291.85	4/26/2022	4/4/2022	6/30/2024	NATURE CONSERVANCY, THE	IMPLEMENTATION OF WATERSHED PARTNERSHIP MGMT PLANS(KAUAI WATERSHED	PROGRAM MANAGERS MONITORING PROGRESS AND VERIFIES INVOICE FOR PAYMENT	N	S
LNR402	P	\$ 500,000.00	O - Periodic Progress Billing	\$ 500,000.00	\$ 158,030.23	1/6/2023	7/1/2022	6/30/2024	ZOOLOGICAL SOCIETY OF	PROV SVCS TO OPERATE MAUI BIRD CONSERVATION CTR(MBCC)CONSERVATION	PROGRAM MANAGERS MONITORING PROGRESS AND VERIFIES INVOICE FOR PAYMENT	N	S
LNR402	A	\$ 24,500.00	O - Periodic Progress Billing	\$ 24,500.00	\$ 24,500.00	4/10/2023	3/14/2023	12/31/2025	KUPU	MANAGE & COORDINATE HI YOUTH CONSERVATION CORPS & GREEN JOB YOUTH CORPS	PROGRAM MANAGERS MONITORING PROGRESS AND VERIFIES INVOICE FOR PAYMENT	N	S
LNR402	C	\$ 99,976.00	M	\$ 99,976.00	\$ 99,976.00	6/14/2023	6/27/2023	12/31/2028	HELBER, HASTERT & FEE,	MAUNAWILI VALLEY LAND OARCEK ACQUISITION OAHU HI JOB #D07CO67B	ENGINEERING DIVISION MONITORING PROGRESS AND VERIFIES INVOICE FOR PAYMENT	Y	S
LNR402	P	\$ 4,940,127.00	O - Periodic Progress Billing	\$ 4,940,127.00	\$ 4,940,127.00	6/22/2023	3/13/2023	12/31/2025	ZOOLOGICAL SOCIETY OF	PROV SVCS TO OPERATE MAUI BIRD CONSERVATION CENTER (MRCC) CONSERVATION	PROGRAM MANAGERS MONITORING PROGRESS AND VERIFIES INVOICE FOR PAYMENT	N	S
LNR402	P	\$ 1,312,811.00	O - Periodic Progress Billing	\$ 1,312,811.00	\$ 1,312,811.00	8/2/2023	8/4/2023	8/31/2024	KUPU	NA MANU ELELE LAND STEWARD PROGRAM (MANAGE & COORDINATE)	PROGRAM MANAGERS MONITORING PROGRESS AND VERIFIES INVOICE FOR PAYMENT	N	S

Department of Land and Natural Resources  
Active Contracts as of December 1, 2023

Table 14

Prog ID	MOF	Amount	Frequency (M/A/O)	Max Value	Outstanding Balance	Term of Contract			Entity	Contract Description	Explanation of How Contract is Monitored	POS Y/N	Category E/L/P/C/G/S/*
						Date Executed	From	To					
LNR101	B	\$ 400,000.00	M	\$ 400,000.00	\$ 355,835.47	6/30/2016	5/10/2019	12/31/2026	ASHFORD & WRISTON LLP	LEGAL SVCS & RESOURCES NECESSARY TO PROVIDE LEGAL PRESENTATION OFDLNR IN	LAND DIVISION AND THE ATTORNEY GENERAL MONITORING PROGRESS PERFORMED BY THE VENDOR.	Y	C
LNR402	P	\$ 625,000.00	O - Periodic Progress Billing	\$ 625,000.00	\$ 625,000.00	11/13/2023	6/15/2023	1/31/2025	MALAMA HULEIA	NTL COASTAL WETLANDS CONSERVATION GRANT PROGRAM	PROGRAM MANAGERS MONITORING PROGRESS AND VERIFIES INVOICE FOR PAYMENT	N	S
LNR404	A	\$ 1,500,000.00	O (quarterly)	\$ 1,500,000.00	\$ 15,000.00	1/18/2017	1/1/2017	10/1/2025	U.S. GEOLOGICAL SURVEY	JOINT FUNDING AGREEMENT W/US GEOLOGICAL SURVEY FOR A COOPERATIVE STUDY T	Quarterly or more frequent meetings or teleconferences; invoices compared with scope of work, payment & compensation schedule	N	S
LNR404	B	\$ 134,000.00	O (quarterly)	\$ 134,000.00	\$ 14,000.00	2/13/2020	12/1/2019	1/31/2022	US GEOLOGICAL SURVEY	JOINT FUNDING AGREEMENT W/THE US GEOLOGICAL SURVEY TO ESTIMATE GROUND	Quarterly or more frequent meetings or teleconferences; invoices compared with scope of work, payment & compensation schedule	N	S
LNR404	C	\$ 600,000.00	M	\$ 600,000.00	\$ 147,910.73	4/2/2021	4/15/2021	12/31/2026	AKINAKA & ASSOCIATES, LTD.	KOHALA WATER STUDY - KOHALA, ISLAND OF HAWAII - JOB #G25CH17A	ENGINEERING DIVISION MONITORING PROGRESS AND VERIFIES INVOICE FOR PAYMENT	Y	S
LNR404	C	\$ 200,000.00	M	\$ 200,000.00	\$ 122,400.87	6/2/2021	6/24/2021	12/31/2026	AKINAKA & ASSOCIATES, LTD.	DEEP MONITOR WELL, WEST HAWAII, HAWAII JOB NO. G75CH18E	ENGINEERING DIVISION MONITORING PROGRESS AND VERIFIES INVOICE FOR PAYMENT	Y	S
LNR404	B	\$ 12,999.00		\$ 12,999.00	\$ 2,299.72	8/11/2021	9/30/2021	9/30/2023	UNIVERSITY OF HAWAII	HAWAII MESONET NETWORK OF TELEMETERED CLIMATE STATIONS		N	S

Department of Land and Natural Resources  
Active Contracts as of December 1, 2023

Table 14

Prog ID	MOF	Amount	Frequency (M/A/O)	Max Value	Outstanding Balance	Term of Contract			Entity	Contract Description	Explanation of How Contract is Monitored	POS Y/N	Category E/L/P/C/G/S/*
						Date Executed	From	To					
LNR101	B	\$ 400,000.00	M	\$ 400,000.00	\$ 355,835.47	6/30/2016	5/10/2019	12/31/2026	ASHFORD & WRISTON LLP	LEGAL SVCS & RESOURCES NECESSARY TO PROVIDE LEGAL PRESENTATION OFDLNR IN	LAND DIVISION AND THE ATTORNEY GENERAL MONITORING PROGRESS PERFORMED BY THE VENDOR.	Y	C
LNR404	A	\$ 11,300.00	O (quarterly)	\$ 11,300.00	\$ 11,300.00	9/12/2023	7/1/2023	6/30/2024	U.S. GEOLOGICAL SURVEY	COOP STUDY TO CONDUCT SEEPAGE ANALYSIS WAIKOLOA STREAM,HAWAII ISLAND	Quarterly or more frequent meetings or teleconferences; invoices compared with scope of work, payment & compensation schedule	N	S
LNR404	A	\$ 814,964.00	O (quarterly)	\$ 814,964.00	\$ 814,964.00	11/29/2023	10/1/2023	9/30/2024	U.S. GEOLOGICAL SURVEY	JOINT FUNDING AGRMT FOR STATEWIDE HYDROLOGIC DATA COLLECTION & WATER	Quarterly or more frequent meetings or teleconferences; invoices compared with scope of work, payment & compensation schedule	N	S
LNR404	B	\$ 150,000.00	O (quarterly)	\$ 150,000.00	\$ 150,000.00	11/29/2023	10/1/2023	9/30/2024	U.S. GEOLOGICAL SURVEY	JOINT FUNDING AGRMT FOR STATEWIDE HYDROLOGIC DATA COLLECTION & WATER	Quarterly or more frequent meetings or teleconferences; invoices compared with scope of work, payment & compensation schedule	N	S
LNR404	B	\$ 25,000.00	O (quarterly)	\$ 25,000.00	\$ 25,000.00	11/29/2023	10/1/2023	9/30/2024	U.S. GEOLOGICAL SURVEY	JOINT FUNDING AGRMT FOR STATEWIDE HYDROLOGIC DATA COLLECTION & WATER	Quarterly or more frequent meetings or teleconferences; invoices compared with scope of work, payment & compensation schedule	N	S

Department of Land and Natural Resources  
Active Contracts as of December 1, 2023

Table 14

Prog ID	MOF	Amount	Frequency (M/A/O)	Max Value	Outstanding Balance	Term of Contract			Entity	Contract Description	Explanation of How Contract is Monitored	POS Y/N	Category E/L/P/C/G/S/*
						Date Executed	From	To					
LNR101	B	\$ 400,000.00	M	\$ 400,000.00	\$ 355,835.47	6/30/2016	5/10/2019	12/31/2026	ASHFORD & WRISTON LLP	LEGAL SVCS & RESOURCES NECESSARY TO PROVIDE LEGAL PRESENTATION OFDLNR IN	LAND DIVISION AND THE ATTORNEY GENERAL MONITORING PROGRESS PERFORMED BY THE VENDOR.	Y	C
LNR405	N	\$ 570,800.00	M	\$ 570,800.00	\$ 463,849.86	7/31/2019	8/20/2019	12/31/2024	PBR HAWAII & ASSOCIATES, INC.	KAUAI SHOOTING RANGE JOB#A00XK36A OPT TO EXTE 2- 24MOS	ENGINEERING DIVISION MONITORING PROGRESS AND VERIFIES INVOICE FOR PAYMENT	Y	S
LNR405	N	\$ 78,320.64	M	\$ 78,320.64	\$ 58,740.48	4/17/2020	5/1/2020	3/31/2025	WAIU WAREHOUSE PARTNERS, THE	OFC LEASE TO RELOCATE DLNR HUNTER EDUCATION PRGM - LEASE #72-23-0644	MONTHLY INVOICES ARE APPROVED IN ACCORDANCE WITH CONTRACT TERMS.	N	L
LNR405	N	\$ 57,470.03	M	\$ 57,470.03	\$ 36,083.63	5/19/2020	6/17/2020	12/31/2025	TOWILL, R. M. CORPORATION	KAUAI SHOOTING RANGE, KAUAI, HI - JOB #A00XK36A	ENGINEERING DIVISION MONITORING PROGRESS AND VERIFIES INVOICE FOR PAYMENT	Y	S
LNR405	C	\$ 197,909.97	M	\$ 197,909.97	\$ 197,909.97	5/19/2020	6/17/2020	12/31/2025	TOWILL, R. M. CORPORATION	KAUAI SHOOTING RANGE, KAUAI, HI - JOB #A00XK36A	ENGINEERING DIVISION MONITORING PROGRESS AND VERIFIES INVOICE FOR PAYMENT	Y	S
LNR405	A	\$ 248,000.00	O - Periodic Progress Billing	\$ 248,000.00	\$ 204,500.00	8/26/2022	8/26/2022	12/31/2027	KMH LLP	PROV ACCTG SVCS TO SUPPORT THE COMPLETION OF THE ACFR & ANNUAL AUDIT	FISCAL DIVISION MONITORING PROGRESS AND VERIFIES INVOICE FOR PAYMENT	Y	S
LNR405	V	\$ 377,848.80	M	\$ 377,848.80	\$ 110,299.56	9/20/2022	8/2/2022	4/14/2023	ALM MANAGEMENT SERVICES, LLC	FURNISH HOTEL LODGINGS	MONTHLY INVOICES ARE APPROVED IN ACCORDANCE WITH CONTRACT TERMS.	N	L

Department of Land and Natural Resources  
Active Contracts as of December 1, 2023

Table 14

Prog ID	MOF	Amount	Frequency (M/A/O)	Max Value	Outstanding Balance	Term of Contract			Entity	Contract Description	Explanation of How Contract is Monitored	POS Y/N	Category E/L/P/C/G/S/*
						Date Executed	From	To					
LNR101	B	\$ 400,000.00	M	\$ 400,000.00	\$ 355,835.47	6/30/2016	5/10/2019	12/31/2026	ASHFORD & WRISTON LLP	LEGAL SVCS & RESOURCES NECESSARY TO PROVIDE LEGAL PRESENTATION OFDLNR IN	LAND DIVISION AND THE ATTORNEY GENERAL MONITORING PROGRESS PERFORMED BY THE VENDOR.	Y	C
LNR405	A	\$ 17,380.00	M	\$ 17,380.00	\$ 6,098.50	10/11/2022	11/2/2022	12/31/2025	OMIZU ARCHITECTURE INC.	DLNR HUMAN RESOURCES OFC IMPROVEMENTS - KALANIMOKU BLDG RM 231 OAHU HI	ENGINEERING DIVISION MONITORING PROGRESS AND VERIFIES INVOICE FOR PAYMENT	Y	S
LNR405	V	\$ 644,133.27	M	\$ 644,133.27	\$ 644,133.27	6/23/2023	6/23/2023	6/30/2024	NIETHAMMER FAMILY LLC	FURNISH ELEVEN (11) VEHICLES UNDER THE TERMS AND CONDITONS OF	DIVISION MONITORING PROGRESS AND VERIFIES INVOICE FOR PAYMENT	N	G
LNR407	A	\$ 556,441.00	O - Periodic Progress Billing	\$ 556,441.00	\$ 1.04	7/26/2011	7/1/2011	Multi year	MAUI LAND & PINEAPPLE COMPANY,	FY2012 ENCUMBRANCE MULTI-TERM CONSERVATION MGMT PLAN OF PUU KUKUI	PROGRAM MANAGERS MONITORING PROGRESS AND VERIFIES INVOICE FOR PAYMENT	N	S
LNR407	C	\$ 152,875.00	M	\$ 152,875.00	\$ 73,666.75	8/14/2015	8/14/2015	6/30/2020	MUNEKIYO & HIRAGA, INC.	PROVIDE CONSULTING SVCS, INCLUDING ENVIRONMENTAL IMPACT STMT, FOR MASTER	LAND DIVISION MONITORS PROGRESS AND VERIFIES INVOICE FOR PAYMENT	Y	S
LNR407	C	\$ 1,699,080.00	M	\$ 1,699,080.00	\$ 1,614,446.60	12/24/2015	1/8/2016	12/31/2024	INK ARCH, LLC.	WEST KAUAI FIELD OPERATIONS FACILITY , KAUAI JOB#J43CK30A	ENGINEERING DIVISION MONITORING PROGRESS AND VERIFIES INVOICE FOR PAYMENT	Y	S
LNR407	A	\$ 8,449.00	O - Periodic Progress Billing	\$ 8,449.00	\$ 0.39	1/7/2016	7/1/2015	6/30/2021	NATURE CONSERVANCY, THE	FY16 ENCUMBRANCE FOR THE NATURAL AREA PARTNERSHIP AT KAPUNAKEA PRESERVE	PROGRAM MANAGERS MONITORING PROGRESS AND VERIFIES INVOICE FOR PAYMENT	N	S

Department of Land and Natural Resources  
Active Contracts as of December 1, 2023

Table 14

Prog ID	MOF	Amount	Frequency (M/A/O)	Max Value	Outstanding Balance	Term of Contract			Entity	Contract Description	Explanation of How Contract is Monitored	POS Y/N	Category E/L/P/C/G/S/*
						Date Executed	From	To					
LNR101	B	\$ 400,000.00	M	\$ 400,000.00	\$ 355,835.47	6/30/2016	5/10/2019	12/31/2026	ASHFORD & WRISTON LLP	LEGAL SVCS & RESOURCES NECESSARY TO PROVIDE LEGAL PRESENTATION OFDLNR IN	LAND DIVISION AND THE ATTORNEY GENERAL MONITORING PROGRESS PERFORMED BY THE VENDOR.	Y	C
LNR407	A	\$ 1,528.00	O - Periodic Progress Billing	\$ 1,528.00	\$ 0.22	11/7/2016	7/1/2016	6/30/2022	NATURE CONSERVANCY, THE	FY 17 ENCUMBRANCE FOR THE CONSERVATION MANAGEMENT OF KANEPU'U PRESERVE	PROGRAM MANAGERS MONITORING PROGRESS AND VERIFIES INVOICE FOR PAYMENT	N	S
LNR407	A	\$ 178,643.00	O - Periodic Progress Billing	\$ 178,643.00	\$ 178,643.00	8/10/2018	5/8/2018	6/30/2025	NATURE CONSERVANCY, THE	NATURAL AREA PARTNERSHIP AT KA'U PRESERVE - FY 2019-2024	PROGRAM MANAGERS MONITORING PROGRESS AND VERIFIES INVOICE FOR PAYMENT	N	S
LNR407	A	\$ 53,894.00	O - Periodic Progress Billing	\$ 53,894.00	\$ 53,894.00	8/10/2018	5/8/2018	6/30/2025	NATURE CONSERVANCY, THE	NATURAL AREA PARTNERSHIP AT MO'OMOMI PRESERVE - FY 2019- 2024	PROGRAM MANAGERS MONITORING PROGRESS AND VERIFIES INVOICE FOR PAYMENT	N	S
LNR407	A	\$ 204,798.00	O - Periodic Progress Billing	\$ 204,798.00	\$ 204,798.00	8/16/2018	5/8/2018	6/30/2025	NATURE CONSERVANCY, THE	NATURAL AREA PARTNERSHIP AT KAMAKOU PRESERVE - FY 2019-2024	PROGRAM MANAGERS MONITORING PROGRESS AND VERIFIES INVOICE FOR PAYMENT	N	S
LNR407	C	\$ 1,500,000.00	M	\$ 1,500,000.00	\$ 1,219,793.87	5/2/2019	5/29/2019	12/31/2024	SSFM INTERNATIONAL, INC.	HAMAKUA MARSH PATHWAY, OAHU, HI - JOB #D01C060B	ENGINEERING DIVISION MONITORING PROGRESS AND VERIFIES INVOICE FOR PAYMENT	Y	S
LNR407	P	\$ 20,000.00	O - Periodic Progress Billing	\$ 20,000.00	\$ 959.00	1/28/2020	10/1/2019	1/1/2023	KUPU	MANAGE & COORDINATE THE YOUTH CONSERVATION CORPS - RFP YCC19 -	PROGRAM MANAGERS MONITORING PROGRESS AND VERIFIES INVOICE FOR PAYMENT	N	S



Department of Land and Natural Resources  
Active Contracts as of December 1, 2023

Table 14

Prog ID	MOF	Amount	Frequency (M/A/O)	Max Value	Outstanding Balance	Term of Contract			Entity	Contract Description	Explanation of How Contract is Monitored	POS Y/N	Category E/L/P/C/G/S/*
						Date Executed	From	To					
LNR101	B	\$ 400,000.00	M	\$ 400,000.00	\$ 355,835.47	6/30/2016	5/10/2019	12/31/2026	ASHFORD & WRISTON LLP	LEGAL SVCS & RESOURCES NECESSARY TO PROVIDE LEGAL PRESENTATION OFDLNR IN	LAND DIVISION AND THE ATTORNEY GENERAL MONITORING PROGRESS PERFORMED BY THE VENDOR.	Y	C
LNR407	C	\$ 20,000.00	O - Periodic Progress Billing	\$ 20,000.00	\$ 20,000.00	4/28/2020	2/3/2020	6/30/2024	NATURE CONSERVANCY, THE	IMPLEMENTATION OF WATERSHED PARTNERSHIP MGMT PLANS - #WP20- 21	PROGRAM MANAGERS MONITORING PROGRESS AND VERIFIES INVOICE FOR PAYMENT	N	S
LNR407	A	\$ 26,019.00	O - Periodic Progress Billing	\$ 26,019.00	\$ 26,019.00	5/5/2020	2/24/2020	6/30/2024	NATURE CONSERVANCY, THE	IMPLEMENTATION OF WATERSHED PARTNERSHIP MGMT PLANS - #WP20- 21	PROGRAM MANAGERS MONITORING PROGRESS AND VERIFIES INVOICE FOR PAYMENT	N	S
LNR407	V	\$ 5,000,000.00	O - Periodic Progress Billing	\$ 5,000,000.00	\$ 500,000.00	10/29/2021	10/28/2022	6/30/2023	KUPU	MANAGE & COORDINATE THE YOUTH CONSERVATION CORPS 2021-2022	PROGRAM MANAGERS MONITORING PROGRESS AND VERIFIES INVOICE FOR PAYMENT	N	S
LNR407	N	\$ 175,500.00	O - Periodic Progress Billing	\$ 175,500.00	\$ 175,500.00	4/12/2022	12/27/2021	6/30/2024	KOHALA CENTER INC., THE	IMPLEMENTATION OF WATERSHED PARTNERSHIP MGMT PLANS-KOHALA WATERSHED	PROGRAM MANAGERS MONITORING PROGRESS AND VERIFIES INVOICE FOR PAYMENT	N	S
LNR407	P	\$ 311,136.00	O - Periodic Progress Billing	\$ 311,136.00	\$ 311,136.00	4/26/2022	4/4/2022	6/30/2024	NATURE CONSERVANCY, THE	IMPLEMENTATION OF WATERSHED PARTNERSHIP MGMT PLANS(EAST MOLOKAI WTRSHED	PROGRAM MANAGERS MONITORING PROGRESS AND VERIFIES INVOICE FOR PAYMENT	N	S
LNR407	A	\$ 59,290.00	O - Periodic Progress Billing	\$ 59,290.00	\$ 59,290.00	4/26/2022	4/4/2022	6/30/2024	NATURE CONSERVANCY, THE	IMPLEMENTATION OF WATERSHED PARTNERSHIP MGMT PLANS(EAST MOLOKAI WTRSHED	PROGRAM MANAGERS MONITORING PROGRESS AND VERIFIES INVOICE FOR PAYMENT	N	S
LNR407	C	\$ 90,401.00	O - Periodic Progress Billing	\$ 90,401.00	\$ 90,401.00	4/26/2022	4/4/2022	6/30/2024	NATURE CONSERVANCY, THE	IMPLEMENTATION OF WATERSHED PARTNERSHIP MGMT PLANS(KAUAI WATERSHED	PROGRAM MANAGERS MONITORING PROGRESS AND VERIFIES INVOICE FOR PAYMENT	N	S

Department of Land and Natural Resources  
Active Contracts as of December 1, 2023

Table 14

Prog ID	MOF	Amount	Frequency (M/A/O)	Max Value	Outstanding Balance	Date Executed	Term of Contract		Entity	Contract Description	Explanation of How Contract is Monitored	POS Y/N	Category E/L/P/C/G/S/*
							From	To					
LNR101	B	\$ 400,000.00	M	\$ 400,000.00	\$ 355,835.47	6/30/2016	5/10/2019	12/31/2026	ASHFORD & WRISTON LLP	LEGAL SVCS & RESOURCES NECESSARY TO PROVIDE LEGAL PRESENTATION OFDLNR IN	LAND DIVISION AND THE ATTORNEY GENERAL MONITORING PROGRESS PERFORMED BY THE VENDOR.	Y	C
LNR407	A	\$ 200,000.00	O - Periodic Progress Billing	\$ 200,000.00	\$ 200,000.00	4/26/2022	4/4/2022	6/30/2024	NATURE CONSERVANCY, THE	IMPLEMENTATION OF WATERSHED PARTNERSHIP MGMT PLANS(KAUAI WATERSHED	PROGRAM MANAGERS MONITORING PROGRESS AND VERIFIES INVOICE FOR PAYMENT	N	S
LNR407	P	\$ 500,000.00	O - Periodic Progress Billing	\$ 500,000.00	\$ 500,000.00	3/24/2023	1/1/2023	12/31/2025	FRIENDS OF AUWAHI FOREST	RCPP AFA 22 FRIENDS OF AUWAHI FOREST RESTORATION PROJ - FUNDING F/FED	PROGRAM MANAGERS MONITORING PROGRESS AND VERIFIES INVOICE FOR PAYMENT	N	S
LNR407	P	\$ 716,178.00	O - Periodic Progress Billing	\$ 716,178.00	\$ 713,291.24	3/24/2023	1/1/2023	12/31/2025	NATURE CONSERVANCY, THE	RCPP AFA 22 - FUNDING F/FEDERAL GRANT FAMS ID #3149	PROGRAM MANAGERS MONITORING PROGRESS AND VERIFIES INVOICE FOR PAYMENT	N	S
LNR407	P	\$ 2,107,097.00	O - Periodic Progress Billing	\$ 2,107,097.00	\$ 1,755,914.12	3/24/2023	1/1/2023	12/31/2025	PARKER RANCH FOUNDATION TRUST	RCPP AFA 22 PARKER RANCH FOUNDATION TRUST - FUNDING F/FEDERAL GRANT	PROGRAM MANAGERS MONITORING PROGRESS AND VERIFIES INVOICE FOR PAYMENT	N	S
LNR407	A	\$ 4,745,000.00	O - Periodic Progress Billing	\$ 4,745,000.00	\$ 2,469,800.00	4/10/2023	3/14/2023	12/31/2025	KUPU	MANAGE & COORDINATE HI YOUTH CONSERVATION CORPS & GREEN JOB YOUTH CORPS	PROGRAM MANAGERS MONITORING PROGRESS AND VERIFIES INVOICE FOR PAYMENT	N	S
LNR407	A	\$ 84,236.00	O - Periodic Progress Billing	\$ 84,236.00	\$ 84,236.00	4/25/2023	6/29/2022	Multi-Year	NATURE CONSERVANCY, THE	WAIAKAMOI NATURAL AREA PARTNERSHIP - PARTIAL FUNDING F/MULTI YEAR	PROGRAM MANAGERS MONITORING PROGRESS AND VERIFIES INVOICE FOR PAYMENT	N	S
LNR407	P	\$ 428,855.00	O - Periodic Progress Billing	\$ 428,855.00	\$ 428,855.00	4/25/2023	6/29/2022	Multi-Year	NATURE CONSERVANCY, THE	WAIAKAMOI NATURAL AREA PARTNERSHIP - PARTIAL FUNDING F/MULTI YEAR	PROGRAM MANAGERS MONITORING PROGRESS AND VERIFIES INVOICE FOR PAYMENT	N	S

Department of Land and Natural Resources  
Active Contracts as of December 1, 2023

Table 14

Prog ID	MOF	Amount	Frequency (M/A/O)	Max Value	Outstanding Balance	Term of Contract		Entity	Contract Description	Explanation of How Contract is Monitored	POS Y/N	Category E/L/P/C/G/S/*	
						Date Executed	From						To
LNR101	B	\$ 400,000.00	M	\$ 400,000.00	\$ 355,835.47	6/30/2016	5/10/2019	12/31/2026	ASHFORD & WRISTON LLP	LEGAL SVCS & RESOURCES NECESSARY TO PROVIDE LEGAL PRESENTATION OFDLNR IN	LAND DIVISION AND THE ATTORNEY GENERAL MONITORING PROGRESS PERFORMED BY THE VENDOR.	Y	C
LNR407	P	\$ 150,000.00	O - Periodic Progress Billing	\$ 150,000.00	\$ 115,967.01	6/22/2023	6/1/2023	5/31/2026	MALAMA HALEAKALA FOUNDATION	RCPP AFA PART 2 FUNDING F/FED GRANT FAMS ID #3149-IMPLEMENT PROJ ENHANCE	PROGRAM MANAGERS MONITORING PROGRESS AND VERIFIES INVOICE FOR PAYMENT	N	S
LNR407	P	\$ 399,616.00	M	\$ 399,616.00	\$ 311,265.76	7/10/2023	7/17/2023	12/31/2028	BOWERS + KUBOTA CONSULTING INC	DOFAW WAIMANO BASEYARD IMPROVEMENTS OAHU HI	ENGINEERING DIVISION MONITORING PROGRESS AND VERIFIES INVOICE FOR PAYMENT	Y	S
LNR407	P	\$ 2,200,000.00	O - Periodic Progress Billing	\$ 2,200,000.00	\$ 2,200,000.00	11/2/2023	10/18/2023	6/18/2025	ISEMOTO CONTRACTING CO., LTD.	WEST HAWAII BASEYARD NEW OPS BLDG (WHSE TO SUPPORT FIREFIGHTING &	PROGRAM MANAGERS MONITORING PROGRESS AND VERIFIES INVOICE FOR PAYMENT	N	S
LNR407	A	\$ 340,000.00	O - Periodic Progress Billing	\$ 340,000.00	\$ 226,666.67	11/3/2023	5/3/2023	6/30/2028	MAUI LAND & PINEAPPLE COMPANY,	PUU KUKUI NATURAL AREA PARTNERSHIP AGRMT - MAUI,HAWAII	PROGRAM MANAGERS MONITORING PROGRESS AND VERIFIES INVOICE FOR PAYMENT	N	S
LNR407	P	\$ 735,541.00	O - Periodic Progress Billing	\$ 735,541.00	\$ 735,541.00	11/3/2023	5/3/2023	6/30/2028	MAUI LAND & PINEAPPLE COMPANY,	PUU KUKUI NATURAL AREA PARTNERSHIP AGRMT - MAUI,HAWAII	PROGRAM MANAGERS MONITORING PROGRESS AND VERIFIES INVOICE FOR PAYMENT	N	S
LNR407	A	\$ 3,500,000.00	O - Periodic Progress Billing	\$ 3,500,000.00	\$ 3,500,000.00	11/6/2023	11/3/2023	6/30/2024	KUPU	HAWAII YOUTH CONSERVATION CORPS(HYCC)AND/OR GREEN JOBS YOUTH CORPS(GJYC)	PROGRAM MANAGERS MONITORING PROGRESS AND VERIFIES INVOICE FOR PAYMENT	N	S

Department of Land and Natural Resources  
Active Contracts as of December 1, 2023

Table 14

Prog ID	MOF	Amount	Frequency (M/A/O)	Max Value	Outstanding Balance	Term of Contract			Entity	Contract Description	Explanation of How Contract is Monitored	POS Y/N	Category E/L/P/C/G/S/*
						Date Executed	From	To					
LNR101	B	\$ 400,000.00	M	\$ 400,000.00	\$ 355,835.47	6/30/2016	5/10/2019	12/31/2026	ASHFORD & WRISTON LLP	LEGAL SVCS & RESOURCES NECESSARY TO PROVIDE LEGAL PRESENTATION OFDLNR IN	LAND DIVISION AND THE ATTORNEY GENERAL MONITORING PROGRESS PERFORMED BY THE VENDOR.	Y	C
LNR407	C	\$ 255,000.00	O - Periodic Progress Billing	\$ 255,000.00	\$ 255,000.00	11/13/2023	11/20/2023	11/19/2024	KUAHIWI FENCING & WILDLIFE	DOFAW LAU 23 FENCE CONSTRUCTION KAUAI	PROGRAM MANAGERS MONITORING PROGRESS AND VERIFIES INVOICE FOR PAYMENT	N	S
LNR407	A	\$ 190,000.00	O - Periodic Progress Billing	\$ 190,000.00	\$ 190,000.00	11/29/2023	10/28/2023	10/27/2024	PACIFIC CONSTRUCTION BUILDERS,	REPL TWO GREEN HOUSES THAT WERE LOST IN THE RECENT EVENT HURRICANE DORA	PROGRAM MANAGERS MONITORING PROGRESS AND VERIFIES INVOICE FOR PAYMENT	N	S
LNR407	B	\$ 50,000.00	O - Periodic Progress Billing	\$ 50,000.00	\$ 50,000.00	11/29/2023	10/28/2023	10/27/2024	PACIFIC CONSTRUCTION BUILDERS,	REPL TWO GREEN HOUSES THAT WERE LOST IN THE RECENT EVENT HURRICANE DORA	PROGRAM MANAGERS MONITORING PROGRESS AND VERIFIES INVOICE FOR PAYMENT	N	S
LNR801	D	\$ 145,000.00	M/O	\$ 145,000.00	\$ 9,145.40	5/21/2003	5/21/2003	6/21/2003	BOW ENGINEERING & DEVELOPMENT,	DEV & UPDATE S/W CAPITAL IMPROVEMNT PRGM DOCUMENTS, DEV OF S/W ADVANCE	Deliverables/Invoices/Inspection	N	S
LNR801	N	\$ 7,500.00	M/O	\$ 7,500.00	\$ 3,201.63	2/10/2004	12/31/2024	3/1/2013	MITSunAGA & ASSOCIATES, INC.	LAHAINA BOAT HARBOR COMFORT STATION REPLACEMENT & FERRY PIER, LAHAINA,	Deliverables/Invoices/Inspection	N	S
LNR801	C	\$ 50,000.00	M/O	\$ 50,000.00	\$ 5,435.00	2/10/2004	12/31/2024	3/1/2013	MITSunAGA & ASSOCIATES, INC.	LAHAINA BOAT HARBOR COMFORT STATION REPLACEMENT & FERRY PIER, LAHAINA,	Deliverables/Invoices/Inspection	N	S
LNR801	N	\$ 400,000.00	M/O	\$ 400,000.00	\$ 13,650.00	2/10/2004	12/31/2024	3/1/2013	MITSunAGA & ASSOCIATES, INC.	LAHAINA BOAT HARBOR COMFORT STATION REPLACEMENT & FERRY PIER, LAHAINA,	Deliverables/Invoices/Inspection	N	S
LNR801	C	\$ 240,000.00	M/O	\$ 240,000.00	\$ 3,570.33	2/10/2004	12/31/2024	3/1/2013	MITSunAGA & ASSOCIATES, INC.	LAHAINA BOAT HARBOR COMFORT STATION REPLACEMENT & FERRY PIER, LAHAINA,	Deliverables/Invoices/Inspection	N	S
LNR801	C	\$ 9,011.00	M/O	\$ 9,011.00	\$ 9,011.00	2/10/2004	12/31/2024	3/1/2013	MITSunAGA & ASSOCIATES, INC.	LAHAINA BOAT HARBOR COMFORT STATION REPLACEMENT & FERRY PIER, LAHAINA,	Deliverables/Invoices/Inspection	N	S

Department of Land and Natural Resources  
Active Contracts as of December 1, 2023

Table 14

Prog ID	MOF	Amount	Frequency (M/A/O)	Max Value	Outstanding Balance	Term of Contract			Entity	Contract Description	Explanation of How Contract is Monitored	POS Y/N	Category E/L/P/C/G/S/*
						Date Executed	From	To					
LNR101	B	\$ 400,000.00	M	\$ 400,000.00	\$ 355,835.47	6/30/2016	5/10/2019	12/31/2026	ASHFORD & WRISTON LLP	LEGAL SVCS & RESOURCES NECESSARY TO PROVIDE LEGAL PRESENTATION OFDLNR IN	LAND DIVISION AND THE ATTORNEY GENERAL MONITORING PROGRESS PERFORMED BY THE VENDOR.	Y	C
LNR801	D	\$ 306,062.00	M/O	\$ 306,062.00	\$ 17,622.00	6/19/2008	8/1/2008	12/4/2012	OKUBO, ARNOLD T. AND	PORT ALLEN SMALL BOAT HARBOR REPLACE PIERS & LOADING DOCK ELEELE KAUAI	Deliverables/Invoices/Inspection	N	S
LNR801	D	\$ 488,500.00	M/O	\$ 488,500.00	\$ 58,471.08	12/10/2009	2/2/2010	11/10/2010	MOCON CORPORATION	ALA WAI SMALL BOAT HARBOR SEWER INFRASTRUCTURE IMPRVMTS HON HI JOB#B71DO	Deliverables/Invoices/Inspection	Y	S
LNR801	N	\$ 113,000.00	M/O	\$ 113,000.00	\$ 5,000.00	3/15/2010	4/1/2010	12/31/2016	MANTHOS ENGINEERING LLC	WAILOA SMALL BOAT HARBOR MAINTENANCE DREDGING HILO HI & ASSESSMENT REPOR	Deliverables/Invoices/Inspection	N	S
LNR801	N	\$ 466,560.00	M/O	\$ 466,560.00	\$ 21,981.00	9/20/2010	1/15/2011	1/13/2017	HAWAIIAN DREDGING CONSTRUCTION	MAALAEA SMALL BOAT HARBOR IMPR. FERRY SYSTEM & UTILITY AND PIER	Deliverables/Invoices/Inspection	Y	S
LNR801	N	\$ 824,658.00	M/O	\$ 824,658.00	\$ 97,418.00	9/20/2010	1/15/2011	1/13/2017	HAWAIIAN DREDGING CONSTRUCTION	MAALAEA SMALL BOAT HARBOR IMPR. FERRY SYSTEM & UTILITY AND PIER	Deliverables/Invoices/Inspection	Y	S
LNR801	D	\$ 351,240.00	M/O	\$ 351,240.00	\$ 112,213.96	9/20/2010	1/15/2011	1/13/2017	HAWAIIAN DREDGING CONSTRUCTION	MAALAEA SMALL BOAT HARBOR IMPR. FERRY SYSTEM & UTILITY AND PIER	Deliverables/Invoices/Inspection	Y	S
LNR801	C	\$ 68,560.00	M/O	\$ 68,560.00	\$ 68,560.00	9/20/2010	1/15/2011	1/13/2017	HAWAIIAN DREDGING CONSTRUCTION	MAALAEA SMALL BOAT HARBOR IMPR. FERRY SYSTEM & UTILITY AND PIER	Deliverables/Invoices/Inspection	Y	S
LNR801	C	\$ 1,309,032.00	M/O	\$ 1,309,032.00	\$ 11,050.38	9/21/2010	10/25/2010	9/30/2016	AMERICAN MARINE CORPORATION	KEEHI SMALL BOAT HARBOR PIER IMPR. JOB#B72D071B	Deliverables/Invoices/Inspection	Y	S
LNR801	N	\$ 962,887.25	M/O	\$ 962,887.25	\$ 5,065.01	9/21/2010	10/25/2010	9/30/2016	AMERICAN MARINE CORPORATION	KEEHI SMALL BOAT HARBOR PIER IMPR. JOB#B72D071B	Deliverables/Invoices/Inspection	Y	S
LNR801	N	\$ 37,112.75	M/O	\$ 37,112.75	\$ 27,803.53	9/21/2010	10/25/2010	9/30/2016	AMERICAN MARINE CORPORATION	KEEHI SMALL BOAT HARBOR PIER IMPR. JOB#B72D071B	Deliverables/Invoices/Inspection	Y	S
LNR801	C	\$ 190,968.00	M/O	\$ 190,968.00	\$ 8,144.87	9/21/2010	10/25/2010	9/30/2016	AMERICAN MARINE CORPORATION	KEEHI SMALL BOAT HARBOR PIER IMPR. JOB#B72D071B	Deliverables/Invoices/Inspection	Y	S
LNR801	C	\$ 160,000.00	M/O	\$ 160,000.00	\$ 9,987.27	11/17/2010	12/15/2010	12/31/2011	BOWERS + KUBOTA CONSULTING INC	CONSTRUCTION MANAGEMENT MAALAEA SMALL BOAT HARBOR IMPR. FERRY SYSTEM	Deliverables/Invoices/Inspection	N	S
LNR801	N	\$ 640,000.00	M/O	\$ 640,000.00	\$ 32,383.00	11/17/2010	12/15/2010	12/31/2011	BOWERS + KUBOTA CONSULTING INC	CONSTRUCTION MANAGEMENT MAALAEA SMALL BOAT HARBOR IMPR. FERRY SYSTEM	Deliverables/Invoices/Inspection	N	S

Department of Land and Natural Resources  
Active Contracts as of December 1, 2023

Table 14

Prog ID	MOF	Amount	Frequency (M/A/O)	Max Value	Outstanding Balance	Term of Contract			Entity	Contract Description	Explanation of How Contract is Monitored	POS Y/N	Category E/L/P/C/G/S/*
						Date Executed	From	To					
LNR101	B	\$ 400,000.00	M	\$ 400,000.00	\$ 355,835.47	6/30/2016	5/10/2019	12/31/2026	ASHFORD & WRISTON LLP	LEGAL SVCS & RESOURCES NECESSARY TO PROVIDE LEGAL PRESENTATION OFDLNR IN	LAND DIVISION AND THE ATTORNEY GENERAL MONITORING PROGRESS PERFORMED BY THE VENDOR.	Y	C
LNR801	D	\$ 250,000.00	M/O	\$ 250,000.00	\$ 13,625.60	11/17/2010	12/15/2010	12/31/2011	BOWERS + KUBOTA CONSULTING INC	CONSTRUCTION MANAGEMENT MAALAEA SMALL BOAT HARBOR IMPR. FERRY SYSTEM	Deliverables/Invoices/Inspection	N	S
LNR801	N	\$ 336,000.00	M/O	\$ 336,000.00	\$ 99,272.00	3/27/2013	12/15/2010	12/22/2016	BOW ENGINEERING & DEVELOPMENT,	MANELE SMALL BOAT HARBOR FERRY SYSTEM IMPROVEMENTS, MANELE, LANAI, HAWAI	Deliverables/Invoices/Inspection	N	S
LNR801	C	\$ 84,000.00	M/O	\$ 84,000.00	\$ 4,215.02	3/27/2013	12/15/2010	12/22/2016	BOW ENGINEERING & DEVELOPMENT,	MANELE SMALL BOAT HARBOR FERRY SYSTEM IMPROVEMENTS, MANELE, LANAI, HAWAI	Deliverables/Invoices/Inspection	N	S
LNR801	C	\$ 1,250,000.00	M/O	\$ 1,250,000.00	\$ 1,000.00	3/13/2014	5/15/2014	12/31/2016	AMERICAN MARINE CORPORATION	KEEHI SMALL BOAT HARBOR TSUNAMI DAMAGE REPAIRS JOB#BOBOR1-01	Deliverables/Invoices/Inspection	Y	S
LNR801	C	\$ 229,000.00	M/O	\$ 229,000.00	\$ 3,782.83	1/7/2015	6/1/2015	1/31/2017	BOW ENGINEERING & DEVELOPMENT,	MANELE SMALL BOAT HARBOR FERRY SYSTEM IMPR, PHASE II, MANELE, LANAI,	Deliverables/Invoices/Inspection	N	S
LNR801	C	\$ 225,000.00	M/O	\$ 225,000.00	\$ 59,283.33	1/7/2015	2/2/2015	2/1/2017	FUROMOTO, RANDAL S. &	STRUCTURAL ENGINEERING SVCS FOR DOBOR FACILITIES, STATEWIDE	Deliverables/Invoices/Inspection	N	S
LNR801	C	\$ 49,203.00	M/O	\$ 49,203.00	\$ 11,275.92	3/5/2015	4/6/2015	1/1/2020	MOFFATT & NICHOL	PORT ALLEN SMALL BOAT HARBOR- IMPR. TO PIERS A & B KAUAI, HAWAII	Deliverables/Invoices/Inspection	N	S
LNR801	N	\$ 58,652.00	M/O	\$ 58,652.00	\$ 22,567.21	3/16/2015	4/6/2015	3/31/2020	MOFFATT & NICHOL	NAWILIWILI SMALL BOAT HARBOR TIE-UP FACILITIES FOR TRANSIENT VESSELS,	Deliverables/Invoices/Inspection	N	S
LNR801	C	\$ 40,000.00	M/O	\$ 40,000.00	\$ 5,360.03	5/7/2015	5/7/2015	10/1/2017	ENGINEERING PARTNERS, INC.	KAWAIIHAE SMALL BOAT HARBOR(SOUTH) BOAT LAUNCH RAMP & LOADING DOCKS	Deliverables/Invoices/Inspection	N	S
LNR801	C	\$ 29,358.80	M/O	\$ 29,358.80	\$ 4,725.36	8/31/2015	10/20/15	12/31/24	MITSUNAGA & ASSOCIATES, INC.	LAHAINA SMALL BOAT HARBOR FERRY PIER IMPROVEMENT. LAHAINA, MAUI, HAWAII	Deliverables/Invoices/Inspection	N	S
LNR801	N	\$ 117,435.20	M/O	\$ 117,435.20	\$ 28,537.24	8/31/2015	10/20/15	12/31/24	MITSUNAGA & ASSOCIATES, INC.	LAHAINA SMALL BOAT HARBOR FERRY PIER IMPROVEMENT. LAHAINA, MAUI, HAWAII	Deliverables/Invoices/Inspection	N	S

Department of Land and Natural Resources  
Active Contracts as of December 1, 2023

Table 14

Prog ID	MOF	Amount	Frequency (M/A/O)	Max Value	Outstanding Balance	Term of Contract			Entity	Contract Description	Explanation of How Contract is Monitored	POS Y/N	Category E/L/P/C/G/S/*
						Date Executed	From	To					
LNR101	B	\$ 400,000.00	M	\$ 400,000.00	\$ 355,835.47	6/30/2016	5/10/2019	12/31/2026	ASHFORD & WRISTON LLP	LEGAL SVCS & RESOURCES NECESSARY TO PROVIDE LEGAL PRESENTATION OFDLNR IN	LAND DIVISION AND THE ATTORNEY GENERAL MONITORING PROGRESS PERFORMED BY THE VENDOR.	Y	C
LNR801	C	\$ 110,000.00	M/O	\$ 110,000.00	\$ 28,974.00	10/13/2015	10/1/2015	10/1/2018	EKNA SERVICES, INC.	KAUNAKAKAI SMALL BOAT HARBOR MAINTENANCE DREDGING & LOADING DOCK	Deliverables/Invoices/Inspection	N	S
LNR801	C	\$ 656,140.36	M/O	\$ 656,140.36	\$ 127,883.08	10/7/2016	11/7/2016	6/30/2018	MAUI KUPONO BUILDERS, LLC.	KIHEI BOAT RAMP PAVING & DRAINAGE IMPROVEMENTS - KIHEI MAUI HAWAII	Deliverables/Invoices/Inspection	Y	S
LNR801	C	\$ 700,656.00	M/O	\$ 700,656.00	\$ 68,199.20	10/26/2016	3/30/2020	7/28/2020	ISEMOTO CONTRACTING CO., LTD.	PUAKO BOAT RAMP DRAINAGE & PAVING IMPR. JOB#B09CH75A	Deliverables/Invoices/Inspection	Y	S
LNR801	P	\$ 188,000.00	M/O	\$ 188,000.00	\$ 188,000.00	1/17/2017	1/30/2017	1/30/2018	OKAHARA & ASSOCIATES, INC.	STATEWIDE VESSEL SEWAGE PUMP OUT FACILITIES AT VARIOUS LOCATIONS HAWAII	Deliverables/Invoices/Inspection	N	S
LNR801	C	\$ 62,000.00	M/O	\$ 62,000.00	\$ 30,175.00	1/17/2017	1/30/2017	1/30/2018	OKAHARA & ASSOCIATES, INC.	STATEWIDE VESSEL SEWAGE PUMP OUT FACILITIES AT VARIOUS LOCATIONS HAWAII	Deliverables/Invoices/Inspection	N	S
LNR801	C	\$ 515,454.00	M/O	\$ 515,454.00	\$ 178,343.05	4/5/2017	04/15/17	12/31/23	OCEANIT LABORATORIES, INC.	NORTH KAWAIHAE SMALL BOAT HARBOR IMPROVEMENTS, KAWAIHAE ISLAND OF HAWAII	Deliverables/Invoices/Inspection	N	S
LNR801	C	\$ 28,917.00	M/O	\$ 28,917.00	\$ 1,898.93	5/15/2017	06/01/17	12/31/23	BILLS ENGINEERING INC.	HEEIA KEA SMALL BOAT HARBOR WASTEWATER SYSTEM IMPR. OHAU	Deliverables/Invoices/Inspection	N	S
LNR801	B	\$ 139,645.00	M/O	\$ 139,645.00	\$ 39,062.89	5/15/2017	06/01/17	12/31/23	BILLS ENGINEERING INC.	HEEIA KEA SMALL BOAT HARBOR WASTEWATER SYSTEM IMPR. OHAU	Deliverables/Invoices/Inspection	N	S
LNR801	C	\$ 152,800.00	M/O	\$ 152,800.00	\$ 29,396.62	8/14/2017	06/01/17	12/31/22	FUROMOTO, RANDAL S. &	HALEIWA SMALL BOAT HARBOR COMFORT STATION & HARBOR OFFICE RENOVATION	Deliverables/Invoices/Inspection	N	S
LNR801	C	\$ 211,819.00	M/O	\$ 211,819.00	\$ 11,308.51	12/11/2017	1/3/2018	12/21/2022	PLANNING CONSULTANTS HAWAII	LIPOA POINT MANAGEMENT PLAN, MAUI, HAWAII - JOB NO H59C719A	Deliverables/Invoices/Inspection	N	S
LNR801	C	\$ 494,795.00	M/O	\$ 494,795.00	\$ 13,969.28	3/5/2018	03/15/18	12/31/22	BOW ENGINEERING & DEVELOPMENT,	WAIAKAEA CANA BOAT RAMP IMPR., KAPAA, KAUAI, HAWAII	Deliverables/Invoices/Inspection	N	S
LNR801	C	\$ 286,424.61	M/O	\$ 286,424.61	\$ 66,600.00	12/12/2018	4/3/2019	12/29/2019	HEALY TIBBITTS BUILDERS, INC.	KAWAIHAE SBH(SOUTH)BOAT RAMP & LOADING DOCKS, KAWAIHAE, HI	Deliverables/Invoices/Inspection	Y	S

Department of Land and Natural Resources  
Active Contracts as of December 1, 2023

Table 14

Prog ID	MOF	Amount	Frequency (M/A/O)	Max Value	Outstanding Balance	Date Executed	Term of Contract		Entity	Contract Description	Explanation of How Contract is Monitored	POS Y/N	Category E/L/P/C/G/S/*
							From	To					
LNR101	B	\$ 400,000.00	M	\$ 400,000.00	\$ 355,835.47	6/30/2016	5/10/2019	12/31/2026	ASHFORD & WRISTON LLP	LEGAL SVCS & RESOURCES NECESSARY TO PROVIDE LEGAL PRESENTATION OFDLNR IN	LAND DIVISION AND THE ATTORNEY GENERAL MONITORING PROGRESS PERFORMED BY THE VENDOR.	Y	C
LNR801	B	\$ 224,532.00	M/O	\$ 224,532.00	\$ 6,395.51	2/8/2019	1/16/2019	1/15/2020	MAUI DISPOSAL CO., INC.	REFUSE COLLECTION SVCS F/SML BOAT HARBORS & RAMP FACILITIES, DLNR, DOBOR	Deliverables/Invoices/Inspection	N	S
LNR801	B	\$ 535,700.00	M/O	\$ 535,700.00	\$ 301,871.08	2/19/2019	2/1/2019	1/31/2022	JOHNSON, H. E. CO., INC., THE	BUOY MAINTENANCE & REPAIR SVCS F/THE ISLAND OF OAHU, HAWAII	Deliverables/Invoices/Inspection	Y	S
LNR801	B	\$ 400,000.00	M/O	\$ 400,000.00	\$ 340,767.70	4/30/2019	5/1/2019	4/30/2022	GOODSILL ANDERSON QUINN &	PROVIDE LEGAL SVCS IN INVESTIGATING & IDENTIFYING POTENTIALLY RESPONSIBL	Deliverables/Invoices/Inspection	N	S
LNR801	C	\$ 323,162.47	M/O	\$ 323,162.47	\$ 275,499.56	9/12/2019	09/22/19	12/31/23	FUROMOTO, RANDAL S. &	NORTH KAWAIHAE SMALL BOAT HARBOR MARGINAL WHARF REPAIR, KAWAIHAE, ISLAND	Deliverables/Invoices/Inspection	N	S
LNR801	C	\$ 260,129.00	M/O	\$ 260,129.00	\$ 10,134.15	2/13/2020	02/07/20	12/31/24	MOFFATT & NICHOL	LAHAINA SMALL BOAT HARBOR INNER MARGINAL WHARF REPAIR-LAHAINA, MAUI, HI	Deliverables/Invoices/Inspection	N	S
LNR801	B	\$ 73,963.00	M/O	\$ 73,963.00	\$ 37,357.97	2/13/2020	02/07/20	12/31/24	MOFFATT & NICHOL	LAHAINA SMALL BOAT HARBOR INNER MARGINAL WHARF REPAIR-LAHAINA, MAUI, HI	Deliverables/Invoices/Inspection	N	S
LNR801	C	\$ 178,757.53	M/O	\$ 178,757.53	\$ 10,378.76	3/10/2020	01/20/20	12/31/24	KODANI & ASSOCIATES ENGINEERS,	KIKIAOLA SMALL BOAT HARBOR SITE IMPR. KEKAHA KAUAI HI	Deliverables/Invoices/Inspection	N	S
LNR801	C	\$ 1,688,978.00	M/O	\$ 1,688,978.00	\$ 1,255,325.16	11/9/2020	02/01/21	10/29/21	SEA ENGINEERING, INC.	LAHAINA SMALL BOAT HARBOR INNER MARGINAL WHARF REPAIR, LAHAINA, MAUI, HI	Deliverables/Invoices/Inspection	N	S
LNR801	C	\$ 1,600,000.00	M/O	\$ 1,600,000.00	\$ 54,461.19	11/13/2020	01/01/21	09/16/22	CUSHNIE CONSTRUCTION COMPANY	KIKIAOLA SMALL BOAT HARBOR SITE IMPROVEMENTS-KEKAHA, KAUAI, HAWAII	Deliverables/Invoices/Inspection	N	S
LNR801	C	\$ 342,296.00	M/O	\$ 342,296.00	\$ 3,711.46	11/13/2020	01/01/21	09/16/22	CUSHNIE CONSTRUCTION COMPANY	KIKIAOLA SMALL BOAT HARBOR SITE IMPROVEMENTS-KEKAHA, KAUAI, HAWAII	Deliverables/Invoices/Inspection	N	S
LNR801	B	\$ 300,882.00	M/O	\$ 300,882.00	\$ 53,857.83	11/13/2020	01/01/21	09/16/22	CUSHNIE CONSTRUCTION COMPANY	KIKIAOLA SMALL BOAT HARBOR SITE IMPROVEMENTS-KEKAHA, KAUAI, HAWAII	Deliverables/Invoices/Inspection	N	S



Department of Land and Natural Resources  
Active Contracts as of December 1, 2023

Table 14

Prog ID	MOF	Amount	Frequency (M/A/O)	Max Value	Outstanding Balance	Term of Contract			Entity	Contract Description	Explanation of How Contract is Monitored	POS Y/N	Category E/L/P/C/G/S/*
						Date Executed	From	To					
LNR101	B	\$ 400,000.00	M	\$ 400,000.00	\$ 355,835.47	6/30/2016	5/10/2019	12/31/2026	ASHFORD & WRISTON LLP	LEGAL SVCS & RESOURCES NECESSARY TO PROVIDE LEGAL PRESENTATION OFDLNR IN	LAND DIVISION AND THE ATTORNEY GENERAL MONITORING PROGRESS PERFORMED BY THE VENDOR.	Y	C
LNR801	B	\$ 26,024.00	M/O	\$ 26,024.00	\$ 26,024.00	11/13/2020	01/01/21	09/16/22	CUSHNIE CONSTRUCTION COMPANY	KIKIAOLA SMALL BOAT HARBOR SITE IMPROVEMENTS- KEKAHA,KAUAI,HAWAII	Deliverables/Invoices/Inspection	N	S
LNR801	C	\$ 1,843,492.00	M/O	\$ 1,843,492.00	\$ 49,740.80	1/11/2021	04/01/21	05/31/23	HEALY TIBBITTS BUILDERS, INC.	LAHAINA SMALL BOAT HARBOR FERRY PIER IMPROVEMENTS,LAHAINA,MAUI,HAWAII	Deliverables/Invoices/Inspection	N	S
LNR801	N	\$ 11,957,248.00	M/O	\$ 11,957,248.00	\$ 89,403.64	1/11/2021	04/01/21	05/31/23	HEALY TIBBITTS BUILDERS, INC.	LAHAINA SMALL BOAT HARBOR FERRY PIER IMPROVEMENTS,LAHAINA,MAUI,HAWAII	Deliverables/Invoices/Inspection	N	S
LNR801	C	\$ 334,589.00	M/O	\$ 334,589.00	\$ 200,088.16	1/11/2021	04/01/21	05/31/23	HEALY TIBBITTS BUILDERS, INC.	LAHAINA SMALL BOAT HARBOR FERRY PIER IMPROVEMENTS,LAHAINA,MAUI,HAWAII	Deliverables/Invoices/Inspection	N	S
LNR801	N	\$ 1,338,356.00	M/O	\$ 1,338,356.00	\$ 1,175,277.00	1/11/2021	04/01/21	05/31/23	HEALY TIBBITTS BUILDERS, INC.	LAHAINA SMALL BOAT HARBOR FERRY PIER IMPROVEMENTS,LAHAINA,MAUI,HAWAII	Deliverables/Invoices/Inspection	N	S
LNR801	C	\$ 99,497.00	M/O	\$ 99,497.00	\$ 9,185.00	3/19/2021	3/10/2021	12/31/2025	BILLS ENGINEERING INC.	ALA WAI SMALL BOAT HARBOR WATER SYST IMPROVEMENTS,HNL,OAHU,HI	Deliverables/Invoices/Inspection	N	S
LNR801	C	\$ 1,542,946.00	M/O	\$ 1,542,946.00	\$ 313,869.91	5/7/2021	06/04/21	12/01/21	PACIFIC ISLES EQUIPMENT	ALA WAI BOAT HARBOR WATER SYSTEM IMPROVEMENTS - HONOLULU,OAHU,HAWAII	Deliverables/Invoices/Inspection	N	S
LNR801	C	\$ 637,755.00	M/O	\$ 637,755.00	\$ 637,755.00	6/2/2021	08/02/21	10/31/21	CENTRAL CONSTRUCTION, INC.	KAHULUI SMALL BOAT HARBOR BATHROOM COMPLEX, KAHULUI MAUI, HAWAII	Deliverables/Invoices/Inspection	N	S
LNR801	C	\$ 892,590.00	M/O	\$ 892,590.00	\$ 122,149.14	6/2/2021	08/02/21	01/29/22	SITE ENGINEERING, INC.	SOUTH KAWAIHAE SMALL BOAT HARBOR PAVING IMPROVEMENTS, KAWAIHAE	Deliverables/Invoices/Inspection	N	S
LNR801	B	\$ 253,314.40	M/O	\$ 253,314.40	\$ 56,649.68	11/3/2021	11/9/2021	11/8/2022	MAUI DISPOSAL CO., INC.	FURNISHING REFUSE COLLECTION SERVICES FOR BOAT HARBORS & RAMP FACILITIES	Deliverables/Invoices/Inspection	N	S

Department of Land and Natural Resources  
Active Contracts as of December 1, 2023

Table 14

Prog ID	MOF	Amount	Frequency (M/A/O)	Max Value	Outstanding Balance	Term of Contract			Entity	Contract Description	Explanation of How Contract is Monitored	POS Y/N	Category E/L/P/C/G/S/*
						Date Executed	From	To					
LNR101	B	\$ 400,000.00	M	\$ 400,000.00	\$ 355,835.47	6/30/2016	5/10/2019	12/31/2026	ASHFORD & WRISTON LLP	LEGAL SVCS & RESOURCES NECESSARY TO PROVIDE LEGAL PRESENTATION OFDLNR IN	LAND DIVISION AND THE ATTORNEY GENERAL MONITORING PROGRESS PERFORMED BY THE VENDOR.	Y	C
LNR801	C	\$ 657,099.84	M/O	\$ 657,099.84	\$ 150,226.43	2/10/2022	11/22/2021	12/31/2025	LIMITACO CONSULTING GROUP,	POHOIKI BOAT RAMP DREDGING OF VOLCANIC DEBRIS & HAZARD MITIGATION	Deliverables/Invoices/Inspection	N	S
LNR801	B	\$ 338,600.00	M/O	\$ 338,600.00	\$ 293,439.95	5/12/2022	5/16/2022	10/12/2024	LITE ELECTRIC INC.	MAUI DISTRICT REPAIR OF STREET LIGHTING & ELECTRICAL SYST AT VARIOUS	Deliverables/Invoices/Inspection	N	S
LNR801	B	\$ 142,286.00	M/O	\$ 142,286.00	\$ 95,299.75	10/11/2022	10/14/2022	11/28/2023	JACK'S DIVING LOCKER	DAY USE MOORING KONA INSTALLATION,INSPECTION & MAINTENANCE	Deliverables/Invoices/Inspection	N	S
LNR801	B	\$ 599,200.00	M/O	\$ 599,200.00	\$ 357,768.26	10/11/2022			AMERICAN MARINE CORPORATION	BUOY MAINTENANCE & REPAIR SVCS F/THE ISLAND OF OAHU, HI	Deliverables/Invoices/Inspection	N	S
LNR801	B	\$ 607,122.07	M/O	\$ 607,122.07	\$ 77,856.10	10/13/2022	10/24/2022	3/31/2023	MAXUM CONSTRUCTION OF HAWAII,	MANELE SMALL BOAT HARBOR WATER LEAK REPAIR & PRESSURE REDUCING VALVE	Deliverables/Invoices/Inspection	N	S
LNR801	B	\$ 198,000.00	M/O	\$ 198,000.00	\$ 117,180.03	11/22/2022	11/29/2022	11/28/2024	HONOLULU COMMERCIAL CARPET	PROV JANITORIAL SVCS F/SMALL BOAT HARBORS & RAMP FACILITIES-ISLANDS OF	Deliverables/Invoices/Inspection	N	S
LNR801	B	\$ 199,981.00	M/O	\$ 199,981.00	\$ 19,981.00	1/26/2023	12/12/2022	12/31/2025	EKNA SERVICES, INC.	MAALAEA SMALL BOAT HARBOR SEAWALL REPAIR MAALAEA MAUI HAWAII1	Deliverables/Invoices/Inspection	Y	S
LNR801	B	\$ 15,799.00	M/O	\$ 15,799.00	\$ 6,061.23	3/15/2023	4/4/2023	12/31/2026	MASON ARCHITECTS, INC.	LAHAINA SBH FERRY PIER IMPROVEMENTS INTERPRETIVE SIGNAGE LAHAINA MAUI HI	Deliverables/Invoices/Inspection	Y	S
LNR801	B	\$ 483,553.00	M/O	\$ 483,553.00	\$ 264,277.00	3/15/2023	2/28/2023	6/26/2023	MAXUM CONSTRUCTION OF HAWAII,	MANELE SMALL BOAT HARBOR SEWAGE LIFT STATION REPAIR MANELE LANAI HAWAII	Deliverables/Invoices/Inspection	N	S
LNR801	B	\$ 147,420.00	M/O	\$ 147,420.00	\$ 68,562.37	4/3/2023	4/5/2023	4/4/2024	VALLEY ISLE PUMPING, INC.	MAALAEA SMALL BOAT HARBOR WASTEWATER TREATMENT PLANT & SEWAGE LIFT STATN	Deliverables/Invoices/Inspection	N	S
LNR801	B	\$ 249,515.13	M/O	\$ 249,515.13	\$ 120,583.98	4/17/2023	5/8/2023	6/7/2023	SEA ENGINEERING, INC.	ALA WAI SBH MAKAI(WEST) COLLAPSED FUEL DOCK REMOVAL - HNL,OAHU,HI	Deliverables/Invoices/Inspection	N	S
LNR801	C	\$ 146,182.00	M/O	\$ 146,182.00	\$ 146,182.00	5/2/2023	4/15/2023	12/31/2027	KAI HAWAII, INC.	KEEHI SMALL BOAT HARBOR RAMP LOADING DOCK REPAIR - HNL,OAHU,HI	Deliverables/Invoices/Inspection	N	S

Department of Land and Natural Resources  
Active Contracts as of December 1, 2023

Table 14

Prog ID	MOF	Amount	Frequency (M/A/O)	Max Value	Outstanding Balance	Term of Contract			Entity	Contract Description	Explanation of How Contract is Monitored	POS Y/N	Category E/L/P/C/G/S/*
						Date Executed	From	To					
LNR101	B	\$ 400,000.00	M	\$ 400,000.00	\$ 355,835.47	6/30/2016	5/10/2019	12/31/2026	ASHFORD & WRISTON LLP	LEGAL SVCS & RESOURCES NECESSARY TO PROVIDE LEGAL PRESENTATION OFDLNR IN	LAND DIVISION AND THE ATTORNEY GENERAL MONITORING PROGRESS PERFORMED BY THE VENDOR.	Y	C
LNR801	N	\$ 152,381.25	M/O	\$ 152,381.25	\$ 152,381.25	6/2/2023	6/26/2023	12/31/2027	MOFFATT & NICHOL	KAHANA BAY BOAT RAMP & LOADING DOCK REPAIRS - HAUULA OAHU HI	Deliverables/Invoices/Inspection	Y	S
LNR801	C	\$ 50,793.75	M/O	\$ 50,793.75	\$ 50,793.75	6/2/2023	6/26/2023	12/31/2027	MOFFATT & NICHOL	KAHANA BAY BOAT RAMP & LOADING DOCK REPAIRS - HAUULA OAHU HI	Deliverables/Invoices/Inspection	Y	S
LNR801	B	\$ 511,353.00	M/O	\$ 511,353.00	\$ 427,076.66	6/2/2023	5/15/2023	12/31/2027	SEA ENGINEERING, INC.	LAHAINA SMALL BOAT HARBOR & MALA BOAT RAMP MAINTENANCE DREDGING	Deliverables/Invoices/Inspection	Y	S
LNR801	C	\$ 400,000.00	M/O	\$ 400,000.00	\$ 356,013.39	8/2/2023	9/1/2023	12/31/2027	HDR ENGINEERING, INC.	KIKIAOLA SMALL BOAT HARBOR NEW BOAT RAMP KEKAHA KAUAI HAWAII	Deliverables/Invoices/Inspection	Y	S
LNR801	C	\$ 180,418.78	M/O	\$ 180,418.78	\$ 138,297.99	8/2/2023	6/19/2023	12/31/2027	SHORELINE SCIENCE &	MAUNALUA BAY BOAT RAMP MAINT DREDGING HNL OAHU HI	Deliverables/Invoices/Inspection	Y	S
LNR801	B	\$ 289,595.00	M/O	\$ 289,595.00	\$ 259,375.50	8/4/2023	8/1/2023	12/31/2027	HDR ENGINEERING, INC.	STATEWIDE SEA LEVEL RISE & TSUNAMI IMPACT ASSESSMENT F/DOBOR FACILITIES	Deliverables/Invoices/Inspection	Y	S
LNR801	C	\$ 417,890.00	M/O	\$ 417,890.00	\$ 417,076.80	8/14/2023	8/15/2023	12/31/2027	BOW ENGINEERING & DEVELOPMENT,	HONOKOHAU SMALL BOAT HARBOR WASTEWATER TREATMENT SYSTEM IMPROVEMENTS	Deliverables/Invoices/Inspection	N	S
LNR801	C	\$ 2,999,946.00	M/O	\$ 2,999,946.00	\$ 2,999,946.00	9/28/2023	11/6/2023	8/2/2024	OCEANIC COMPANIES, INC.	HEEIA KEA SMALL BOAT HARBOR WASTEWATER TREATMENT SYST IMPROVEMENTS	Deliverables/Invoices/Inspection	N	S
LNR801	B	\$ 451,986.00	M/O	\$ 451,986.00	\$ 451,986.00	10/27/2023	1/1/2024	12/31/2024	PACIFIC ISLES EQUIPMENT	WATER WORKS REPAIRS AT ALL OAHU DISTRICT FACILITIES OAHU HAWAII	Deliverables/Invoices/Inspection	N	S
LNR801	B	\$ 374,700.00	M/O	\$ 374,700.00	\$ 374,700.00	11/30/2023	12/11/2023	2/9/2024	SEA ENGINEERING, INC.	WAIANAEO SMALL BOAT HARBOR PIER B FIRE DAMAGE REPAIR, WAIANAEO, OAHU, HI	Deliverables/Invoices/Inspection	N	S

Department of Land and Natural Resources  
Active Contracts as of December 1, 2023

Table 14

Prog ID	MOF	Amount	Frequency (M/A/O)	Max Value	Outstanding Balance	Term of Contract			Entity	Contract Description	Explanation of How Contract is Monitored	POS Y/N	Category E/L/P/C/G/S/*
						Date Executed	From	To					
LNR101	B	\$ 400,000.00	M	\$ 400,000.00	\$ 355,835.47	6/30/2016	5/10/2019	12/31/2026	ASHFORD & WRISTON LLP	LEGAL SVCS & RESOURCES NECESSARY TO PROVIDE LEGAL PRESENTATION OFDLNR IN	LAND DIVISION AND THE ATTORNEY GENERAL MONITORING PROGRESS PERFORMED BY THE VENDOR.	Y	C
LNR802	C	\$ 500,000.00	M	\$ 500,000.00	\$ 187,134.82	4/5/2022	6/20/2022	12/31/2027	ERSKINE ARCHITECTS, INC.	EAST HAWAII PRESERVATION CENTER, HILO, HAWAII	ENGINEERING DIVISION MONITORING PROGRESS AND VERIFIES INVOICE FOR PAYMENT	Y	S
LNR804	N	\$ 76,000.00	O - Periodic Progress Billing	\$ 76,000.00	\$ 11,894.84	12/24/2012	11/26/2012	CLOSED	TRI-ISLE RESOURCE CONSERVATION	LEEWARD HALEAKALA WATERSHED WP 13-IMPLEMENTATION OF WATERSHED	PROGRAM MANAGERS MONITORING PROGRESS AND VERIFIES INVOICE FOR PAYMENT	N	S
LNR804	W	\$ 33,775.00	O - Periodic Progress Billing	\$ 33,775.00	\$ 1,789.00	3/12/2013	CLOSED CONTRACT		INABA ENGINEERING INC.	SURVEYING & MARKING PORTIONS OF KAUU FOREST RESERVE BOUNDARY & ADJACENT	CLOSED CONTRACT	N	S
LNR804	N	\$ 40,000.00	O - Periodic Progress Billing	\$ 40,000.00	\$ 40,000.00	6/29/2016	7/1/2018	6/29/2024	KUPU	MANAGE & COORDINATE THE YOUTH CONSERVATION CORPS RFP-YCC17	PROGRAM MANAGERS MONITORING PROGRESS AND VERIFIES INVOICE FOR PAYMENT	N	S
LNR804	C	\$ 521,140.00	M	\$ 521,140.00	\$ 112,283.47	7/7/2017	7/20/2017	12/31/2024	PBR HAWAII & ASSOCIATES, INC.	CONSULTANT SERVICES FOR KA IWA TRAIL IMPROVEMENTS, OAHU, HAWAII	ENGINEERING DIVISION MONITORING PROGRESS AND VERIFIES INVOICE FOR PAYMENT	Y	S
LNR804	C	\$ 200,000.00	M	\$ 200,000.00	\$ 164,565.00	10/18/2018	10/29/2018	12/31/2025	LIMTIACO CONSULTING GROUP,	MAUNAWILI TRAIL IMPROVEMENTS, OAHU, HI - JOB #D01CO60A	ENGINEERING DIVISION MONITORING PROGRESS AND VERIFIES INVOICE FOR PAYMENT	Y	S

Department of Land and Natural Resources  
Active Contracts as of December 1, 2023

Table 14

Prog ID	MOF	Amount	Frequency (M/A/O)	Max Value	Outstanding Balance	Date Executed	Term of Contract		Entity	Contract Description	Explanation of How Contract is Monitored	POS Y/N	Category E/L/P/C/G/S/*
							From	To					
LNR101	B	\$ 400,000.00	M	\$ 400,000.00	\$ 355,835.47	6/30/2016	5/10/2019	12/31/2026	ASHFORD & WRISTON LLP	LEGAL SVCS & RESOURCES NECESSARY TO PROVIDE LEGAL PRESENTATION OFDLNR IN	LAND DIVISION AND THE ATTORNEY GENERAL MONITORING PROGRESS PERFORMED BY THE VENDOR.	Y	C
LNR804	C	\$ 350,000.00	M	\$ 350,000.00	\$ 231,250.00	5/19/2020	6/17/2020	12/31/2025	TOWILL, R. M. CORPORATION	KAUAI SHOOTING RANGE, KAUAI, HI - JOB #A00XK36A	ENGINEERING DIVISION MONITORING PROGRESS AND VERIFIES INVOICE FOR PAYMENT	Y	S
LNR804	C	\$ 399,998.00	M	\$ 399,998.00	\$ 280,482.12	3/23/2021	4/13/2021	12/31/2026	HELBER, HASTERT & FEE,	MAUNAWILI FALLS TRAIL IMPROVEMENTS - KAILUA, OAHU, HAWAII	ENGINEERING DIVISION MONITORING PROGRESS AND VERIFIES INVOICE FOR PAYMENT	Y	S
LNR804	C	\$ 890,000.00	O - Periodic Progress Billing	\$ 890,000.00	\$ 456,385.00	6/15/2021	7/1/2018	6/29/2024	MOANALUA GARDENS FOUNDATION	GIA F/MOANALUA GARDENS FOUNDATION - FUNDS WILL BE USED FOR A MASTER PLAN	PROGRAM MANAGERS MONITORING PROGRESS AND VERIFIES INVOICE FOR PAYMENT	N	S
LNR804	C	\$ 500,000.00	M	\$ 500,000.00	\$ 300,295.28	10/11/2022	10/28/2022	12/31/2028	TOWNSCAPE, INC.	POLULU TRAILHEAD PLANNING HAWAII ISLAND - JOB #D01CH67A	ENGINEERING DIVISION MONITORING PROGRESS AND VERIFIES INVOICE FOR PAYMENT	Y	S
LNR804	C	\$ 430,000.00	M	\$ 430,000.00	\$ 363,341.78	12/6/2022	12/30/2022	12/31/2028	PBR HAWAII & ASSOCIATES, INC.	NA ALA HELE PROGRAM PLAN REVISIONS, STATEWIDE, HAWAII	ENGINEERING DIVISION MONITORING PROGRESS AND VERIFIES INVOICE FOR PAYMENT	Y	S
LNR804	C	\$ 200,000.00		\$ 200,000.00	\$ 200,000.00	3/14/2023			ROUSSEAU SERVICES LLC	MAUNAWILI TRAIL IMPROVEMENTS OAHU HAWAII			

Department of Land and Natural Resources  
Active Contracts as of December 1, 2023

Table 14

Prog ID	MOF	Amount	Frequency (M/A/O)	Max Value	Outstanding Balance	Date Executed	Term of Contract		Entity	Contract Description	Explanation of How Contract is Monitored	POS Y/N	Category E/L/P/C/G/S/*
							From	To					
LNR101	B	\$ 400,000.00	M	\$ 400,000.00	\$ 355,835.47	6/30/2016	5/10/2019	12/31/2026	ASHFORD & WRISTON LLP	LEGAL SVCS & RESOURCES NECESSARY TO PROVIDE LEGAL PRESENTATION OFDLNR IN	LAND DIVISION AND THE ATTORNEY GENERAL MONITORING PROGRESS PERFORMED BY THE VENDOR.	Y	C
LNR804	A	\$ 49,000.00	O - Periodic Progress Billing	\$ 49,000.00	\$ 49,000.00	4/10/2023	3/14/2023	12/31/2025	KUPU	MANAGE & COORDINATE HI YOUTH CONSERVATION CORPS & GREEN JOB YOUTH CORPS	PROGRAM MANAGERS MONITORING PROGRESS AND VERIFIES INVOICE FOR PAYMENT	N	S
LNR804	N	\$ 142,298.37	O - Periodic Progress Billing	\$ 142,298.37	\$ 134,759.11	5/5/2023	2/13/2023	11/30/2023	ASM AFFILIATES	PROV SVCS TO OPERATE MAUI BIRD CONSERVATION CTR(MBCC) CONSERVATION	PROGRAM MANAGERS MONITORING PROGRESS AND VERIFIES INVOICE FOR PAYMENT	N	S
LNR804	A	\$ 466,830.00	O - Periodic Progress Billing	\$ 466,830.00	\$ 260,490.00	6/23/2023	6/29/2023	12/29/2023	ISEMOTO CONTRACTING CO., LTD.	KOAI'A CORRIDOR IMPROVEMENT PROJECT DRIVEWAY HARDENING	PROGRAM MANAGERS MONITORING PROGRESS AND VERIFIES INVOICE FOR PAYMENT	N	S
LNR804	C	\$ 300,000.00	O - Periodic Progress Billing	\$ 300,000.00	\$ 300,000.00	6/26/2023	6/22/2023	12/21/2023	MOANALUA GARDENS FOUNDATION	MOANALUA GARDENS FOUNDATION (GRANT IN AID)	PROGRAM MANAGERS MONITORING PROGRESS AND VERIFIES INVOICE FOR PAYMENT	N	S
LNR804	P	\$ 579,740.00	O - Periodic Progress Billing	\$ 579,740.00	\$ 579,740.00	8/4/2023	5/24/2023	6/30/2026	KUPU	CONTRACT FOR DOFAW RFP HAWAII ISLAND STEWARDS 23	PROGRAM MANAGERS MONITORING PROGRESS AND VERIFIES INVOICE FOR PAYMENT	N	S
LNR804	A	\$ 194,029.25	O - Periodic Progress Billing	\$ 194,029.25	\$ 194,029.25	9/14/2023	8/3/2023	12/31/2024	ASM AFFILIATES	HISTORIC TRAIL SURVEY 22 TO SURVEY & DOCUMENT VARIOUS HISTORIC TRAILS	PROGRAM MANAGERS MONITORING PROGRESS AND VERIFIES INVOICE FOR PAYMENT	N	S
LNR805	N	\$ 1,503,420.00		\$ 1,503,420.00	\$ 388,011.62	10/5/2009	CLOSED CONTRACT		RESEARCH CORPORATION OF THE	MAUI/OAHU MARINE RESOURCES ASSESSMENT.			

Department of Land and Natural Resources  
Active Contracts as of December 1, 2023

Table 14

Prog ID	MOF	Amount	Frequency (M/A/O)	Max Value	Outstanding Balance	Term of Contract			Entity	Contract Description	Explanation of How Contract is Monitored	POS Y/N	Category E/L/P/C/G/S/*
						Date Executed	From	To					
LNR101	B	\$ 400,000.00	M	\$ 400,000.00	\$ 355,835.47	6/30/2016	5/10/2019	12/31/2026	ASHFORD & WRISTON LLP	LEGAL SVCS & RESOURCES NECESSARY TO PROVIDE LEGAL PRESENTATION OFDLNR IN	LAND DIVISION AND THE ATTORNEY GENERAL MONITORING PROGRESS PERFORMED BY THE VENDOR.	Y	C
LNR805	N	\$ 506,250.00		\$ 506,250.00	\$ 100,740.90	8/24/2011	CLOSED CONTRACT		RESEARCH CORPORATION OF THE	HAWAII MARINE RECREATIONAL FISHING SURVEY			
LNR805	B	\$ 26,000.00		\$ 26,000.00	\$ 15,698.13	8/24/2011	CLOSED CONTRACT		RESEARCH CORPORATION OF THE	INVESTIGATION OF ESTUARINE HABITATS			
LNR805	N	\$ 2,240,000.00	A	\$ 2,240,000.00	\$ 302,167.07	8/31/2018	10/1/2022	9/30/2023	RESEARCH CORPORATION OF THE	STATEWIDE MARINE RESOURCE ASSESSMENT - PROJ #6847	Program Coordinator/Project In-Charge/Program Manager verify the progress/accomplishment report and the monthly Bill/Invoice.	Y	S
LNR805	N	\$ 900,000.00	A	\$ 900,000.00	\$ 119,398.35	11/27/2018	10/1/2022	9/30/2023	RESEARCH CORPORATION OF THE	HI MARINE RECREATIONAL FISHING SURVEY-CONTRACT PERIOD 07/1/18-06/30/23	Program Coordinator/Project In-Charge/Program Manager verify the progress/accomplishment report and the monthly Bill/Invoice.	Y	S
LNR806	C	\$ 600,000.00	M	\$ 600,000.00	\$ 2,899.15	8/2/2016	10/23/2017	6/30/2024	SITE ENGINEERING, INC.	HAPUNA BEACH STATE RECREATION AREA PARK IMPR. & REPAIRS, PHASE 3 KOHALA	ENGINEERING DIVISION PROCESSING CONTRACT CLOSE-OUT DOCUMENTS	Y	S
LNR806	C	\$ 2,000,000.00	O-Periodic Progress Billing	\$ 2,000,000.00	\$ 1,814,628.00	2/8/2013	2/8/2013	N/A - MOA	CITY & COUNTY OF HONOLULU	LUALUALEI FLATS/PUHAWAI STREAM FLOOD MITIGATION PROJECTS.	ENGINEERING DIVISION MONITORING PROGRESS AND VERIFIES INVOICE FOR PAYMENT	Y	S

Department of Land and Natural Resources  
Active Contracts as of December 1, 2023

Table 14

Prog ID	MOF	Amount	Frequency (M/A/O)	Max Value	Outstanding Balance	Term of Contract			Entity	Contract Description	Explanation of How Contract is Monitored	POS Y/N	Category E/L/P/C/G/S/*
						Date Executed	From	To					
LNR101	B	\$ 400,000.00	M	\$ 400,000.00	\$ 355,835.47	6/30/2016	5/10/2019	12/31/2026	ASHFORD & WRISTON LLP	LEGAL SVCS & RESOURCES NECESSARY TO PROVIDE LEGAL PRESENTATION OFDLNR IN	LAND DIVISION AND THE ATTORNEY GENERAL MONITORING PROGRESS PERFORMED BY THE VENDOR.	Y	C
LNR806	C	\$ 2,000,000.00	O-Periodic Progress Billing	\$ 2,000,000.00	\$ 2,000,000.00	6/18/2014	6/18/2014	N/A - MOA	CITY & COUNTY OF HONOLULU	PUHAWAI STREAM FLOOD MITIGATION PROJECT.	ENGINEERING DIVISION MONITORING PROGRESS AND VERIFIES INVOICE FOR PAYMENT	Y	S
LNR806	B	\$ 122,797.75	A	\$ 122,797.75	\$ 54,676.25	8/6/2014	8/1/2014	7/31/2015	APARC SYSTEMS, INC.	FURNISHING TOLL BOOTH ATTENDANTS & MANAGEMENT SVCS FOR DIAMOND HEAD STAT	BANKRUPTCY	N	S
LNR806	C	\$ 704,588.47	M	\$ 704,588.47	\$ 239,390.68	3/9/2015	3/18/2015	12/31/2023	FUKUNAGA & ASSOCIATES, INC.	WAILUA RIVER STATE PARK MARINA & FERN GROTTTO BLDG & SIT IMPR. F54B609B	ENGINEERING DIVISION PROCESSING CONTRACT CLOSE-OUT DOCUMENTS	Y	S
LNR806	C	\$ 514,615.00	M	\$ 514,615.00	\$ 17,184.17	3/24/2015	4/10/2015	12/31/2023	BELT COLLINS HAWAII LLC	KEALAKEKUA BAY STATE HISTORICAL PARK MASTER PLAN & EIS, HI	ENGINEERING DIVISION PROCESSING CONTRACT CLOSE-OUT DOCUMENTS	Y	S
LNR806	C	\$ 491,474.00	M	\$ 491,474.00	\$ 28,851.31	4/6/2015	4/15/2015	12/31/2023	GRAY, HONG, NOJIMA &	HAPUNA BEACH STATE RECREATIN AREA PHASE 3 PARK IMPR. & REPAIRS. S KOHALA	ENGINEERING DIVISION PROCESSING CONTRACT CLOSE-OUT DOCUMENTS	Y	S
LNR806	C	\$ 147,017.00	M	\$ 147,017.00	\$ 25,479.33	1/27/2016	2/8/2016	12/31/2024	ENGINEERING PARTNERS, INC.	HULIHEE PALACE STATE MONUMENT, REPAIR & RENOVATION IMP	ENGINEERING DIVISION MONITORING PROGRESS AND VERIFIES INVOICE FOR PAYMENT	Y	S
LNR806	C	\$ 363,500.00	M	\$ 363,500.00	\$ 203,500.54	5/6/2016	5/19/2016	12/31/2024	HART, CHRIS & PARTNERS, INC.	IAO VALLEY STATE MONUMENT MASTER PLAN MAUI, HI JOB#F32C676C	ENGINEERING DIVISION MONITORING PROGRESS AND VERIFIES INVOICE FOR PAYMENT	Y	S



Department of Land and Natural Resources  
Active Contracts as of December 1, 2023

Table 14

Prog ID	MOF	Amount	Frequency (M/A/O)	Max Value	Outstanding Balance	Term of Contract			Entity	Contract Description	Explanation of How Contract is Monitored	POS Y/N	Category E/L/P/C/G/S/*
						Date Executed	From	To					
LNR101	B	\$ 400,000.00	M	\$ 400,000.00	\$ 355,835.47	6/30/2016	5/10/2019	12/31/2026	ASHFORD & WRISTON LLP	LEGAL SVCS & RESOURCES NECESSARY TO PROVIDE LEGAL PRESENTATION OFDLNR IN	LAND DIVISION AND THE ATTORNEY GENERAL MONITORING PROGRESS PERFORMED BY THE VENDOR.	Y	C
LNR806	C	\$ 43,569.62	M	\$ 43,569.62	\$ 42,475.95	5/9/2016	5/19/2016	12/31/2024	LIMTIACO CONSULTING GROUP,	MALAEKAHANA STATE RECREATIONAL AREA, KAHUKU SECTION, PARK IMPROVEMENTS	ENGINEERING DIVISION MONITORING PROGRESS AND VERIFIES INVOICE FOR PAYMENT	Y	S
LNR806	C	\$ 400,000.00	M	\$ 400,000.00	\$ 262,882.21	8/2/2016	10/23/2017	6/30/2024	SITE ENGINEERING, INC.	HAPUNA BEACH STATE RECREATION AREA PARK IMPR. & REPAIRS, PHASE 3 KOHALA	ENGINEERING DIVISION MONITORING PROGRESS AND VERIFIES INVOICE FOR PAYMENT	Y	S
LNR806	C	\$ 60,000.00	M	\$ 60,000.00	\$ 17,620.00	10/5/2016	7/21/2017	6/30/2024	ISEMOTO CONTRACTING CO., LTD.	KEKAHA KAI STATE PARK ACCESS RD IMPR. NORTH KONA, HI	ENGINEERING DIVISION PROCESSING CONTRACT CLOSE-OUT DOCUMENTS	Y	S
LNR806	C	\$ 182,820.00	M	\$ 182,820.00	\$ 500.00	11/28/2017	8/10/2018	1/31/2024	PRECISION DRILLING SERVICES	AHUPUA'A O KAHANA STATE PARK WATER WELL REHABILITATION - KAHANA OAHU HI	ENGINEERING DIVISION PROCESSING CONTRACT CLOSE-OUT DOCUMENTS	Y	S
LNR806	A	\$ 278,895.88	A	\$ 278,895.88	\$ 117,970.00	12/6/2017	CONTRACT CLOSED		AQUA ENGINEERS, INC.	OPERATION & MAINTENANCE OF KOKEE & POLIHALE WATER SYSTEMS, KOKEE	CONTRACT COMPLETE - TO BE CLOSED	N	S
LNR806	C	\$ 400,000.00	M	\$ 400,000.00	\$ 115,492.25	12/11/2017	1/3/2018	12/31/2024	PLANNING CONSULTANTS HAWAII	LIPOA POINT MANAGEMENT PLAN, MAUI, HAWAII - JOB NO H59C719A	ENGINEERING DIVISION MONITORING PROGRESS AND VERIFIES INVOICE FOR PAYMENT	Y	S
LNR806	C	\$ 514,473.00	M	\$ 514,473.00	\$ 81,118.82	4/6/2018	4/17/2018	12/31/2025	TOWILL, R. M. CORPORATION	SAND ISLAND STATE RECREATION AREA SEWER IMPROVEMENTS OAHU, HI	ENGINEERING DIVISION MONITORING PROGRESS AND VERIFIES INVOICE FOR PAYMENT	Y	S

Department of Land and Natural Resources  
Active Contracts as of December 1, 2023

Table 14

Prog ID	MOF	Amount	Frequency (M/A/O)	Max Value	Outstanding Balance	Term of Contract			Entity	Contract Description	Explanation of How Contract is Monitored	POS Y/N	Category E/L/P/C/G/S/*
						Date Executed	From	To					
LNR101	B	\$ 400,000.00	M	\$ 400,000.00	\$ 355,835.47	6/30/2016	5/10/2019	12/31/2026	ASHFORD & WRISTON LLP	LEGAL SVCS & RESOURCES NECESSARY TO PROVIDE LEGAL PRESENTATION OFDLNR IN	LAND DIVISION AND THE ATTORNEY GENERAL MONITORING PROGRESS PERFORMED BY THE VENDOR.	Y	C
LNR806	C	\$ 193,840.00	M	\$ 193,840.00	\$ 40,129.54	5/1/2018	4/25/2018	12/31/2025	PBR HAWAII & ASSOCIATES, INC.	DIAMOND HEAD STATE MONUMENT MASTER PLAN IMPLEMENTATION - OAHU, HI	ENGINEERING DIVISION MONITORING PROGRESS AND VERIFIES INVOICE FOR PAYMENT	Y	S
LNR806	C	\$ 683,038.05	M	\$ 683,038.05	\$ 159,179.83	6/1/2018	6/18/2018	12/31/2024	WILSON OKAMOTO CORPORATION	IAO VALLEY STATE MONUMENT FLOOD REPAIR, PHASE 2:JOB #J45CM418	ENGINEERING DIVISION MONITORING PROGRESS AND VERIFIES INVOICE FOR PAYMENT	Y	S
LNR806	C	\$ 1,500,000.00	O	\$ 1,500,000.00	\$ 917,000.00	6/4/2018	6/5/2018	6/30/205	FRIENDS OF IOLANI PALACE	PROV F/ONGOING REPAIR, RESTORATION, RENOVATION, ETC - CHPTR 42F, HRS	Administration staff monitors progress and approves invoices	N	S
LNR806	A	\$ 130,000.00	O	\$ 130,000.00	\$ 18,209.32	6/4/2018	7/1/2017	11/30/2018	PACIFIC HISTORIC PARKS	PROV F/TRANSLATION SVCS OF THE DIAMOND HEAD MONUMENT SELF-GUIDED AUDIO	Administration staff monitors progress and approves invoices	N	S
LNR806	C	\$ 63,349.00	M	\$ 63,349.00	\$ 3,973.53	6/19/2018	4/11/2019	1/31/2024	STERLING PACIFIC CONSTRUCTION	DIAMOND HEAD STATE MONUMENT SEWER LIFT STATION REPLACEMENT-DIAMOND HEAD,	ENGINEERING DIVISION PROCESSING CONTRACT CLOSE-OUT DOCUMENTS	Y	S
LNR806	C	\$ 500,000.00	O	\$ 500,000.00	\$ 500,000.00	6/25/2018	6/26/2018	6/30/2025	AHA HUI E KALA	CONSTRUCTION F/THE EDUCATIONAL CENTER AT LAWAI INTL CENTER	Administration staff monitors progress and approves invoices	N	S
LNR806	C	\$ 37,240.00	M	\$ 37,240.00	\$ 11,362.59	6/28/2018	8/13/2018	1/31/2024	LEE, R. H. S., INC.	INDIVIDUAL WASTEWATER SYSTEMS IMPROVEMENTS AT KEIWA HEIAU STATE	ENGINEERING DIVISION PROCESSING CONTRACT CLOSE-OUT DOCUMENTS	Y	S
LNR806	C	\$ 52,050.00	M	\$ 52,050.00	\$ 43,091.89	9/6/2018	9/13/2018	12/31/2024	UNEMORI, WARREN S. ENGINEERING	PALAAU STATE PARK IMPROVEMENTS, MOLOKAI, HAWAII - JOB #F60C623A	ENGINEERING DIVISION MONITORING PROGRESS AND VERIFIES INVOICE FOR PAYMENT	Y	S

Department of Land and Natural Resources  
Active Contracts as of December 1, 2023

Table 14

Prog ID	MOF	Amount	Frequency (M/A/O)	Max Value	Outstanding Balance	Term of Contract			Entity	Contract Description	Explanation of How Contract is Monitored	POS Y/N	Category E/L/P/C/G/S/*
						Date Executed	From	To					
LNR101	B	\$ 400,000.00	M	\$ 400,000.00	\$ 355,835.47	6/30/2016	5/10/2019	12/31/2026	ASHFORD & WRISTON LLP	LEGAL SVCS & RESOURCES NECESSARY TO PROVIDE LEGAL PRESENTATION OFDLNR IN	LAND DIVISION AND THE ATTORNEY GENERAL MONITORING PROGRESS PERFORMED BY THE VENDOR.	Y	C
LNR806	C	\$ 236,207.00	M	\$ 236,207.00	\$ 111,102.41	11/19/2018	10/30/2018	12/31/2025	WILSON OKAMOTO CORPORATION	IAO VALLEY STATE MONUMENT PARK IMPROVEMENTS, MAUI, HAWAII	ENGINEERING DIVISION MONITORING PROGRESS AND VERIFIES INVOICE FOR PAYMENT	Y	S
LNR806	C	\$ 195,300.00	M	\$ 195,300.00	\$ 29,789.34	3/8/2019	6/17/2019	1/31/2024	PAUL'S ELECTRICAL CONTRACTING,	DIAMOND HEAD STATE MONUMENT TRAFFIC CONTROL IMPROVEMENTS KAHALA TUNNEL,	ENGINEERING DIVISION PROCESSING CONTRACT CLOSE-OUT DOCUMENTS	Y	S
LNR806	C	\$ 434,648.11	M	\$ 434,648.11	\$ 33,970.17	3/14/2019	3/29/2019	12/31/2026	TANAKA, R.T. ENGINEERS, INC.	WAIANAPANAPA STATE PARK NEW COMFORT STATION, MAUI, HI - JOB #F55C642F	ENGINEERING DIVISION MONITORING PROGRESS AND VERIFIES INVOICE FOR PAYMENT	Y	S
LNR806	C	\$ 79,950.00	M	\$ 79,950.00	\$ 19,462.15	6/6/2019	6/27/2019	12/31/2026	AKINAKA & ASSOCIATES, LTD.	UPCOUNTRY MAUI GROUND WATER WELL, MAUI HI - JOB NO J10M11A	ENGINEERING DIVISION MONITORING PROGRESS AND VERIFIES INVOICE FOR PAYMENT	Y	S
LNR806	C	\$ 449,035.00	M	\$ 449,035.00	\$ 24,076.67	7/8/2019	7/30/2019	12/31/2024	TANAKA, R.T. ENGINEERS, INC.	MAKENA STATE PARK IMPROVEMENTS, PHASE 2, MAUI, HI - JOB #F73C680B	ENGINEERING DIVISION MONITORING PROGRESS AND VERIFIES INVOICE FOR PAYMENT	Y	S
LNR806	C	\$ 670,000.00	M	\$ 670,000.00	\$ 105,067.28	8/28/2019	6/29/2020	12/31/2023	PETERSON BROS CONSTRUCTION,	SAND ISLAND STATE RECREATION AREA SEWER SYSTEM IMP. PHASE1 SEWER LINE A	ENGINEERING DIVISION MONITORING PROGRESS AND VERIFIES INVOICE FOR PAYMENT	Y	S

Department of Land and Natural Resources  
Active Contracts as of December 1, 2023

Table 14

Prog ID	MOF	Amount	Frequency (M/A/O)	Max Value	Outstanding Balance	Date Executed	Term of Contract		Entity	Contract Description	Explanation of How Contract is Monitored	POS Y/N	Category E/L/P/C/G/S/*
							From	To					
LNR101	B	\$ 400,000.00	M	\$ 400,000.00	\$ 355,835.47	6/30/2016	5/10/2019	12/31/2026	ASHFORD & WRISTON LLP	LEGAL SVCS & RESOURCES NECESSARY TO PROVIDE LEGAL PRESENTATION OFDLNR IN	LAND DIVISION AND THE ATTORNEY GENERAL MONITORING PROGRESS PERFORMED BY THE VENDOR.	Y	C
LNR806	C	\$ 60,000.00	M	\$ 60,000.00	\$ 28,168.21	2/24/2020	3/24/2020	12/31/2024	SSFMI INTERNATIONAL, INC.	CONSTRUCTION MGMT SVCS FOR DLNR CONSTRUCTION PROJECTS, KAUAI	ENGINEERING DIVISION MONITORING PROGRESS AND VERIFIES INVOICE FOR PAYMENT	Y	S
LNR806	C	\$ 3,169,838.80	M	\$ 3,169,838.80	\$ 413,023.42	10/1/2020	7/1/2022	12/31/2023	PROMETHEUS CONSTRUCTION	IAO VALLEY STATE MONUMENT FLOOD REPAIRS & IMPROVEMENTS,WAILUKU,MAUI,HI	ENGINEERING DIVISION MONITORING PROGRESS AND VERIFIES INVOICE FOR PAYMENT	Y	S
LNR806	C	\$ 135,000.00	M	\$ 135,000.00	\$ 2,201.03	10/28/2020	11/13/2020	12/31/2025	PBR HAWAII & ASSOCIATES, INC.	STATEWIDE COMPREHENSIVE OUTDOOR RECREATIONAL PLAN(SCORP) 2020 UPDATE-HI	ENGINEERING DIVISION MONITORING PROGRESS AND VERIFIES INVOICE FOR PAYMENT	Y	S
LNR806	C	\$ 2,415,616.00	M	\$ 2,415,616.00	\$ 947,363.62	3/15/2021	4/12/2021	1/31/2024	PETERSON BROS CONSTRUCTION,	SAND ISLAND STATE RECREATION AREA SEWER SYST IMPROVEMENTS,PHASE 2	ENGINEERING DIVISION MONITORING PROGRESS AND VERIFIES INVOICE FOR PAYMENT	Y	S
LNR806	C	\$ 66,793.00	M	\$ 66,793.00	\$ 7,654.13	3/24/2021	4/12/2021	12/31/2026	BOW ENGINEERING & DEVELOPMENT,	WAHIAWA FRESHWATER STATE RECREATION AREA -PHASE 1 IMPROVEMENTS -OAHU,HI	ENGINEERING DIVISION MONITORING PROGRESS AND VERIFIES INVOICE FOR PAYMENT	Y	S

Department of Land and Natural Resources  
Active Contracts as of December 1, 2023

Table 14

Prog ID	MOF	Amount	Frequency (M/A/O)	Max Value	Outstanding Balance	Term of Contract			Entity	Contract Description	Explanation of How Contract is Monitored	POS Y/N	Category E/L/P/C/G/S/*
						Date Executed	From	To					
LNR101	B	\$ 400,000.00	M	\$ 400,000.00	\$ 355,835.47	6/30/2016	5/10/2019	12/31/2026	ASHFORD & WRISTON LLP	LEGAL SVCS & RESOURCES NECESSARY TO PROVIDE LEGAL PRESENTATION OFDLNR IN	LAND DIVISION AND THE ATTORNEY GENERAL MONITORING PROGRESS PERFORMED BY THE VENDOR.	Y	C
LNR806	C	\$ 339,261.00	M	\$ 339,261.00	\$ 232,230.47	8/18/2021	8/6/2021	12/31/2026	HELBER, HASTERT & FEE,	WAHIAWA FRESHWATER SRA PARKING IMPROVEMENTS,PHASE 1,OAHU,HI	ENGINEERING DIVISION MONITORING PROGRESS AND VERIFIES INVOICE FOR PAYMENT	Y	S
LNR806	C	\$ 65,000.00	M	\$ 65,000.00	\$ 20,583.04	12/16/2021	12/31/2021	12/31/2026	MASON ARCHITECTS, INC.	IOLANI PALACE STATE MONUMENT IMPROVMENTS,PHASE 1, OAHU, HAWAII	ENGINEERING DIVISION MONITORING PROGRESS AND VERIFIES INVOICE FOR PAYMENT	Y	S
LNR806	C	\$ 130,000.00	M	\$ 130,000.00	\$ 63,781.00	4/12/2022	4/21/2022	12/31/2027	TOWILL, R. M. CORPORATION	SAND ISLAND STATE RECREATION AREA, PHASE I RESOURCE PROTECTION	ENGINEERING DIVISION MONITORING PROGRESS AND VERIFIES INVOICE FOR PAYMENT	Y	S
LNR806	C	\$ 702,529.00	M	\$ 702,529.00	\$ 462,719.36	8/4/2022	5/26/2023	1/31/2024	RMY CONSTRUCTION, INC.	WAHIAWA FRESHWATER STATE RECREATION AREA PHASE 1 IMPROVEMENTS	ENGINEERING DIVISION MONITORING PROGRESS AND VERIFIES INVOICE FOR PAYMENT	Y	S
LNR806	C	\$ 999,995.00	M	\$ 999,995.00	\$ 771,823.05	8/8/2022	10/17/2022	5/24/2024	IIDA, T. CONTRACTING, LTD.	DIAMOND HEAD STATE MONUMENT IMPROVEMENTS - PHASE I OAHU,HAWAII	ENGINEERING DIVISION MONITORING PROGRESS AND VERIFIES INVOICE FOR PAYMENT	Y	S

Department of Land and Natural Resources  
Active Contracts as of December 1, 2023

Table 14

Prog ID	MOF	Amount	Frequency (M/A/O)	Max Value	Outstanding Balance	Date Executed	Term of Contract		Entity	Contract Description	Explanation of How Contract is Monitored	POS Y/N	Category E/L/P/C/G/S/*
							From	To					
LNR101	B	\$ 400,000.00	M	\$ 400,000.00	\$ 355,835.47	6/30/2016	5/10/2019	12/31/2026	ASHFORD & WRISTON LLP	LEGAL SVCS & RESOURCES NECESSARY TO PROVIDE LEGAL PRESENTATION OFDLNR IN	LAND DIVISION AND THE ATTORNEY GENERAL MONITORING PROGRESS PERFORMED BY THE VENDOR.	Y	C
LNR806	C	\$ 2,500,000.00	M	\$ 2,500,000.00	\$ 2,134,118.41	8/22/2022	11/1/2022	10/31/2026	NA ALI'I CONSULTING & SALES,	SAND ISLAND STATE RECREATIONAL AREA,PHASE I RESOURCE PROTECTION IMPROV,	ENGINEERING DIVISION MONITORING PROGRESS AND VERIFIES INVOICE FOR PAYMENT	Y	S
LNR806	A	\$ 32,000.00	O - Periodic Progress Billing	\$ 32,000.00	\$ 32,000.00	8/26/2022	8/23/2022	12/31/2027	KMH LLP	PROV ACCTG SVCS TO SUPPORT THE COMPLETION OF THE ACFR & ANNUAL AUDIT	FISCAL OFFICE MONITORING PROGRESS AND VERIFIES INVOICE FOR PAYMENT	Y	S
LNR806	C	\$ 245,274.00	M	\$ 245,274.00	\$ 144,572.13	8/30/2022	10/6/2022	12/31/2028	KAI HAWAII, INC.	WAIMEA CANYON STATE PARK COMPLEX PARK IMPROVEMENTS - PHASE 3	ENGINEERING DIVISION MONITORING PROGRESS AND VERIFIES INVOICE FOR PAYMENT	Y	S
LNR806	C	\$ 2,986,800.00	M	\$ 2,986,800.00	\$ 2,986,800.00	9/6/2022	Awtg NTP	Awtg NTP	F & H CONSTRUCTION	WAIANAPANAPA STATE PARK NEW COMFORT STATION,MAUI,HAWAII	ENGINEERING DIVISION MONITORING PROGRESS AND VERIFIES INVOICE FOR PAYMENT	Y	S
LNR806	C	\$ 125,861.36	M	\$ 125,861.36	\$ 114,379.53	9/20/2022	10/26/2022	12/31/2027	LIMTIACO CONSULTING GROUP,	MALAEKAHANA STATE REC AREA, KAHUKU SECTION PARK IMPROVEMENTS PHASE 1	ENGINEERING DIVISION MONITORING PROGRESS AND VERIFIES INVOICE FOR PAYMENT	Y	S
LNR806	C	\$ 470,000.00	M	\$ 470,000.00	\$ 470,000.00	9/20/2022	Awtg NTP	Awtg NTP	ISEMOTO CONTRACTING CO., LTD.	REPAIR & MAINTENANCE IMPROVEMENTS PHASE 1 HULIHEE PALACE STATE MONUMENT	ENGINEERING DIVISION MONITORING PROGRESS AND VERIFIES INVOICE FOR PAYMENT	Y	S

Department of Land and Natural Resources  
Active Contracts as of December 1, 2023

Table 14

Prog ID	MOF	Amount	Frequency (M/A/O)	Max Value	Outstanding Balance	Date Executed	Term of Contract		Entity	Contract Description	Explanation of How Contract is Monitored	POS Y/N	Category E/L/P/C/G/S/*
							From	To					
LNR101	B	\$ 400,000.00	M	\$ 400,000.00	\$ 355,835.47	6/30/2016	5/10/2019	12/31/2026	ASHFORD & WRISTON LLP	LEGAL SVCS & RESOURCES NECESSARY TO PROVIDE LEGAL PRESENTATION OFDLNR IN	LAND DIVISION AND THE ATTORNEY GENERAL MONITORING PROGRESS PERFORMED BY THE VENDOR.	Y	C
LNR806	C	\$ 616,690.63	M	\$ 616,690.63	\$ 616,690.63	10/11/2022	Awtg NTP	Awtg NTP	CUSHNIE CONSTRUCTION COMPANY	RUSSIAN FORT ELIZABETH HISTORICAL PARK VARIOUS IMPROVEMENTS WAIMEA KAUAI	ENGINEERING DIVISION MONITORING PROGRESS AND VERIFIES INVOICE FOR PAYMENT	Y	S
LNR806	P	\$ 448,869.37	M	\$ 448,869.37	\$ 448,869.37	10/11/2022	Awtg NTP	Awtg NTP	CUSHNIE CONSTRUCTION COMPANY	RUSSIAN FORT ELIZABETH HISTORICAL PARK VARIOUS IMPROVEMENTS WAIMEA KAUAI	ENGINEERING DIVISION MONITORING PROGRESS AND VERIFIES INVOICE FOR PAYMENT	Y	S
LNR806	C	\$ 21,311.00	M	\$ 21,311.00	\$ 21,311.00	10/11/2022	Awtg NTP	Awtg NTP	CUSHNIE CONSTRUCTION COMPANY	RUSSIAN FORT ELIZABETH HISTORICAL PARK VARIOUS IMPROVEMENTS WAIMEA KAUAI	ENGINEERING DIVISION MONITORING PROGRESS AND VERIFIES INVOICE FOR PAYMENT	Y	S
LNR806	C	\$ 1,000,000.00	M	\$ 1,000,000.00	\$ 294,665.85	10/26/2022	8/1/2023	1/22/2025	KE NUI CONSTRUCTION LLC	MALAIEKAHANA STATE RECREATIONAL AREA KAHUKU SECTION PARK IMPROVEMENTS	ENGINEERING DIVISION MONITORING PROGRESS AND VERIFIES INVOICE FOR PAYMENT	Y	S
LNR806	C	\$ 2,013,802.00	M	\$ 2,013,802.00	\$ 2,013,802.00	10/26/2022	8/1/2023	1/22/2025	KE NUI CONSTRUCTION LLC	MALAIEKAHANA STATE RECREATIONAL AREA KAHUKU SECTION PARK IMPROVEMENTS	ENGINEERING DIVISION MONITORING PROGRESS AND VERIFIES INVOICE FOR PAYMENT	Y	S

Department of Land and Natural Resources  
Active Contracts as of December 1, 2023

Table 14

Prog ID	MOF	Amount	Frequency (M/A/O)	Max Value	Outstanding Balance	Term of Contract			Entity	Contract Description	Explanation of How Contract is Monitored	POS Y/N	Category E/L/P/C/G/S/*
						Date Executed	From	To					
LNR101	B	\$ 400,000.00	M	\$ 400,000.00	\$ 355,835.47	6/30/2016	5/10/2019	12/31/2026	ASHFORD & WRISTON LLP	LEGAL SVCS & RESOURCES NECESSARY TO PROVIDE LEGAL PRESENTATION OFDLNR IN	LAND DIVISION AND THE ATTORNEY GENERAL MONITORING PROGRESS PERFORMED BY THE VENDOR.	Y	C
LNR806	C	\$ 704,109.00	M	\$ 704,109.00	\$ 704,109.00	10/26/2022	8/1/2023	1/22/2025	KE NUI CONSTRUCTION LLC	MALAEKAHANA STATE RECREATIONAL AREA KAHUKU SECTION PARK IMPROVEMENTS	ENGINEERING DIVISION MONITORING PROGRESS AND VERIFIES INVOICE FOR PAYMENT	Y	S
LNR806	N	\$ 500,000.00	M	\$ 500,000.00	\$ 500,000.00	10/26/2022	8/1/2023	1/22/2025	KE NUI CONSTRUCTION LLC	MALAEKAHANA STATE RECREATIONAL AREA KAHUKU SECTION PARK IMPROVEMENTS	ENGINEERING DIVISION MONITORING PROGRESS AND VERIFIES INVOICE FOR PAYMENT	Y	S
LNR806	C	\$ 185,891.00	M	\$ 185,891.00	\$ 185,891.00	10/26/2022	8/1/2023	1/22/2025	KE NUI CONSTRUCTION LLC	MALAEKAHANA STATE RECREATIONAL AREA KAHUKU SECTION PARK IMPROVEMENTS	ENGINEERING DIVISION MONITORING PROGRESS AND VERIFIES INVOICE FOR PAYMENT	Y	S
LNR806	N	\$ 945,850.00	M	\$ 945,850.00	\$ 945,850.00	10/26/2022	8/1/2023	1/22/2025	KE NUI CONSTRUCTION LLC	MALAEKAHANA STATE RECREATIONAL AREA KAHUKU SECTION PARK IMPROVEMENTS	ENGINEERING DIVISION MONITORING PROGRESS AND VERIFIES INVOICE FOR PAYMENT	Y	S
LNR806	N	\$ 72,290.00	M	\$ 72,290.00	\$ 72,290.00	10/26/2022	8/1/2023	1/22/2025	KE NUI CONSTRUCTION LLC	MALAEKAHANA STATE RECREATIONAL AREA KAHUKU SECTION PARK IMPROVEMENTS	ENGINEERING DIVISION MONITORING PROGRESS AND VERIFIES INVOICE FOR PAYMENT	Y	S



Department of Land and Natural Resources  
Active Contracts as of December 1, 2023

Table 14

Prog ID	MOF	Amount	Frequency (M/A/O)	Max Value	Outstanding Balance	Term of Contract			Entity	Contract Description	Explanation of How Contract is Monitored	POS Y/N	Category E/L/P/C/G/S/*
						Date Executed	From	To					
LNR101	B	\$ 400,000.00	M	\$ 400,000.00	\$ 355,835.47	6/30/2016	5/10/2019	12/31/2026	ASHFORD & WRISTON LLP	LEGAL SVCS & RESOURCES NECESSARY TO PROVIDE LEGAL PRESENTATION OFDLNR IN	LAND DIVISION AND THE ATTORNEY GENERAL MONITORING PROGRESS PERFORMED BY THE VENDOR.	Y	C
LNR806	C	\$ 60,336.00	M	\$ 60,336.00	\$ 60,336.00	10/26/2022	8/1/2023	1/22/2025	KE NUI CONSTRUCTION LLC	MALAEKAHANA STATE RECREATIONAL AREA KAHUKU SECTION PARK IMPROVEMENTS	ENGINEERING DIVISION MONITORING PROGRESS AND VERIFIES INVOICE FOR PAYMENT	Y	S
LNR806	N	\$ 430,699.00	M	\$ 430,699.00	\$ 430,699.00	10/26/2022	8/1/2023	1/22/2025	KE NUI CONSTRUCTION LLC	MALAEKAHANA STATE RECREATIONAL AREA KAHUKU SECTION PARK IMPROVEMENTS	ENGINEERING DIVISION MONITORING PROGRESS AND VERIFIES INVOICE FOR PAYMENT	Y	S
LNR806	C	\$ 1,047,176.00	M	\$ 1,047,176.00	\$ 1,047,176.00	10/26/2022	8/1/2023	1/22/2025	KE NUI CONSTRUCTION LLC	MALAEKAHANA STATE RECREATIONAL AREA KAHUKU SECTION PARK IMPROVEMENTS	ENGINEERING DIVISION MONITORING PROGRESS AND VERIFIES INVOICE FOR PAYMENT	Y	S
LNR806	C	\$ 230,000.00	M	\$ 230,000.00	\$ 123,244.55	11/9/2022	12/2/2023	12/31/2027	AECOM TECHNICAL SERVICES, INC.	DIAMOND HEAD STATE MONUMENT ROCKFALL MITIGATION - HNL,OAHU,HAWAII	ENGINEERING DIVISION MONITORING PROGRESS AND VERIFIES INVOICE FOR PAYMENT	Y	S
LNR806	B	\$ 337,600.00		\$ 337,600.00	\$ 175,583.35	11/22/2022			MORIGUCHI ENTERPRISES LLC	OPS & MAINT OF WATER WASTEWATER & SEWAGE SYSTEMS, KAUAI,HAWAII			
LNR806	C	\$ 1,180,000.00	M	\$ 1,180,000.00	\$ 1,026,499.47	3/10/2023	Awtg NTP	Awtg NTP	MRC ROOFING, LLC	IOLANI PALACE STATE MONUMENT IMPROVEMENTS PHASE I - HONOLULU, OAHU, HI	ENGINEERING DIVISION MONITORING PROGRESS AND VERIFIES INVOICE FOR PAYMENT	Y	S

Department of Land and Natural Resources  
Active Contracts as of December 1, 2023

Table 14

Prog ID	MOF	Amount	Frequency (M/A/O)	Max Value	Outstanding Balance	Term of Contract			Entity	Contract Description	Explanation of How Contract is Monitored	POS Y/N	Category E/L/P/C/G/S/*
						Date Executed	From	To					
LNR101	B	\$ 400,000.00	M	\$ 400,000.00	\$ 355,835.47	6/30/2016	5/10/2019	12/31/2026	ASHFORD & WRISTON LLP	LEGAL SVCS & RESOURCES NECESSARY TO PROVIDE LEGAL PRESENTATION OFDLNR IN	LAND DIVISION AND THE ATTORNEY GENERAL MONITORING PROGRESS PERFORMED BY THE VENDOR.	Y	C
LNR806	C	\$ 23,925.00	M	\$ 23,925.00	\$ 22,665.30	4/3/2023	4/27/2023	12/31/2028	BOW ENGINEERING & DEVELOPMENT,	RUSSIAN FT ELIZABETH STATE HISTORICAL PARK - VARIOUS IMPROVEMENTS	ENGINEERING DIVISION MONITORING PROGRESS AND VERIFIES INVOICE FOR PAYMENT	Y	S
LNR806	B	\$ 16,032.00	M	\$ 16,032.00	\$ 3,877.80	4/21/2023	5/10/2023	12/31/2028	MASON ARCHITECTS, INC.	ROYAL MAUSOLEUM IMPROVEMENTS - HISTORIC FENCE DRIVEWAY & VIEWING AREA	ENGINEERING DIVISION MONITORING PROGRESS AND VERIFIES INVOICE FOR PAYMENT	Y	S
LNR806	C	\$ 1,672,396.00	M	\$ 1,672,396.00	\$ 1,672,396.00	6/23/2023	Awtg NTP	Awtg NTP	SULLIVAN, P.B. CONSTRUCTION,	MAKENA STATE PARK IMPROVEMENTS - PHASE 2 MAUI, HAWAII	ENGINEERING DIVISION MONITORING PROGRESS AND VERIFIES INVOICE FOR PAYMENT	Y	S
LNR806	C	\$ 353,569.00	M	\$ 353,569.00	\$ 353,569.00	6/23/2023	Awtg NTP	Awtg NTP	SULLIVAN, P.B. CONSTRUCTION,	MAKENA STATE PARK IMPROVEMENTS - PHASE 2 MAUI, HAWAII	ENGINEERING DIVISION MONITORING PROGRESS AND VERIFIES INVOICE FOR PAYMENT	Y	S
LNR806	P	\$ 418,099.00	M	\$ 418,099.00	\$ 418,099.00	6/23/2023	Awtg NTP	Awtg NTP	SULLIVAN, P.B. CONSTRUCTION,	MAKENA STATE PARK IMPROVEMENTS - PHASE 2 MAUI, HAWAII	ENGINEERING DIVISION MONITORING PROGRESS AND VERIFIES INVOICE FOR PAYMENT	Y	S

Department of Land and Natural Resources  
Active Contracts as of December 1, 2023

Table 14

Prog ID	MOF	Amount	Frequency (M/A/O)	Max Value	Outstanding Balance	Date Executed	Term of Contract		Entity	Contract Description	Explanation of How Contract is Monitored	POS Y/N	Category E/L/P/C/G/S/*
							From	To					
LNR101	B	\$ 400,000.00	M	\$ 400,000.00	\$ 355,835.47	6/30/2016	5/10/2019	12/31/2026	ASHFORD & WRISTON LLP	LEGAL SVCS & RESOURCES NECESSARY TO PROVIDE LEGAL PRESENTATION OFDLNR IN	LAND DIVISION AND THE ATTORNEY GENERAL MONITORING PROGRESS PERFORMED BY THE VENDOR.	Y	C
LNR806	P	\$ 81,901.00	M	\$ 81,901.00	\$ 81,901.00	6/23/2023	Awtg NTP	Awtg NTP	SULLIVAN, P.B. CONSTRUCTION,	MAKENA STATE PARK IMPROVEMENTS - PHASE 2 MAUI, HAWAII	ENGINEERING DIVISION MONITORING PROGRESS AND VERIFIES INVOICE FOR PAYMENT	Y	S
LNR806	C	\$ 339,354.00	M	\$ 339,354.00	\$ 339,354.00	8/14/2023	Awtg NTP	Awtg NTP	HONOLULU DATA ENTRY PROJECT,	WAIANAPANAPA STATE PARK - PHASE 2 IMPROVEMENTS MAUI HAWAII	ENGINEERING DIVISION MONITORING PROGRESS AND VERIFIES INVOICE FOR PAYMENT	Y	S
LNR806	A	\$ 538,296.00	M	\$ 538,296.00	\$ 538,296.00	10/12/2023	Awtg NTP	Awtg NTP	ELCCO INC	WAIANAPANAPA STATE PARK,PHSE 2 IMPROVEMENTS,CABIN ELECTRICAL REPAIRS	ENGINEERING DIVISION MONITORING PROGRESS AND VERIFIES INVOICE FOR PAYMENT	Y	S
LNR806	B	\$ 91,308.00	M	\$ 91,308.00	\$ 91,308.00	10/12/2023	Awtg NTP	Awtg NTP	ISLAND CONSTRUCTION &	ROYAL MAUSOLEUM MAUNA'ALA DRIVEWAY & VIEWING AREA IMPROVEMENTS	ENGINEERING DIVISION MONITORING PROGRESS AND VERIFIES INVOICE FOR PAYMENT	Y	S
LNR806	B	\$ 85,000.00	M	\$ 85,000.00	\$ 85,000.00	10/12/2023	Awtg NTP	Awtg NTP	PRIMATECH CONSTRUCTION INC	ROYAL MAUSOLEUM MAUNA'ALA HISTORIC FENCE REPAIRS - NUUANU,HNL,OAHU,HI	ENGINEERING DIVISION MONITORING PROGRESS AND VERIFIES INVOICE FOR PAYMENT	Y	S

Department of Land and Natural Resources  
Active Contracts as of December 1, 2023

Table 14

Prog ID	MOF	Amount	Frequency (M/A/O)	Max Value	Outstanding Balance	Term of Contract			Entity	Contract Description	Explanation of How Contract is Monitored	POS Y/N	Category E/L/P/C/G/S/*
						Date Executed	From	To					
LNR101	B	\$ 400,000.00	M	\$ 400,000.00	\$ 355,835.47	6/30/2016	5/10/2019	12/31/2026	ASHFORD & WRISTON LLP	LEGAL SVCS & RESOURCES NECESSARY TO PROVIDE LEGAL PRESENTATION OFDLNR IN	LAND DIVISION AND THE ATTORNEY GENERAL MONITORING PROGRESS PERFORMED BY THE VENDOR.	Y	C
LNR810	B	\$ 300,000.00	M	\$ 300,000.00	\$ 66,606.89	1/13/2017	6/28/2016	12/31/2025	AECOM TECHNICAL SERVICES, INC.	TECHNICAL ASSISTANCE & TRAINING FOR DAM SAFETY PROGRAM	ENGINEERING DIVISION MONITORING PROGRESS AND VERIFIES INVOICE FOR PAYMENT	Y	S
LNR810	B	\$ 400,000.00	M	\$ 400,000.00	\$ 155,667.19	6/21/2018	7/9/2018	12/31/2025	GANNETT FLEMING, INC.	TECHNICAL ASSISTANCE F/DAM SAFETY PROGRAM - JOB #DS-2018-01	ENGINEERING DIVISION MONITORING PROGRESS AND VERIFIES INVOICE FOR PAYMENT	Y	S
LNR810	B	\$ 250,000.00	M	\$ 250,000.00	\$ 25,828.23	8/27/2018	9/6/2018	9/6/2024	UNIVERSITY OF HAWAII	RESERVOIR WATER LEVEL MONITORING	ENGINEERING DIVISION MONITORING PROGRESS AND VERIFIES INVOICE FOR PAYMENT	Y	S
LNR810	B	\$ 300,000.00	M	\$ 300,000.00	\$ 1,770.46	9/21/2018	10/23/2019	12/31/2023	GANNETT FLEMING, INC.	DAM SAFETY - PHASE I INSPECTIONS - MAUI - #DS-2018-02M	ENGINEERING DIVISION PROCESSING CONTRACT CLOSE-OUT DOCUMENTS	Y	S
LNR810	B	\$ 250,000.00	M	\$ 250,000.00	\$ 51,483.06	7/25/2019	8/6/2019	8/6/2024	UNIVERSITY OF HAWAII	RESERVOIR MONITORING STATIONS - YR 2	ENGINEERING DIVISION MONITORING PROGRESS AND VERIFIES INVOICE FOR PAYMENT	Y	S
LNR810	B	\$ 200,000.00	M	\$ 200,000.00	\$ 8,968.90	9/27/2019	10/18/2019	12/31/2024	AECOM TECHNICAL SERVICES, INC.	DAM SAFETY - 2019 OAHU INSPECTIONS - PROJ #DS-2019-03	ENGINEERING DIVISION MONITORING PROGRESS AND VERIFIES INVOICE FOR PAYMENT	Y	S

Department of Land and Natural Resources  
Active Contracts as of December 1, 2023

Table 14

Prog ID	MOF	Amount	Frequency (M/A/O)	Max Value	Outstanding Balance	Date Executed	Term of Contract		Entity	Contract Description	Explanation of How Contract is Monitored	POS Y/N	Category E/L/P/C/G/S/*
							From	To					
LNR101	B	\$ 400,000.00	M	\$ 400,000.00	\$ 355,835.47	6/30/2016	5/10/2019	12/31/2026	ASHFORD & WRISTON LLP	LEGAL SVCS & RESOURCES NECESSARY TO PROVIDE LEGAL PRESENTATION OFDLNR IN	LAND DIVISION AND THE ATTORNEY GENERAL MONITORING PROGRESS PERFORMED BY THE VENDOR.	Y	C
LNR810	B	\$ 400,000.00	M	\$ 400,000.00	\$ 53,413.46	11/8/2019	12/6/2019	12/31/2024	GANNETT FLEMING, INC.	DAM SAFETY SEISMIC HAZARD ASSESSMENT - PROJ #DS-2019-02	ENGINEERING DIVISION MONITORING PROGRESS AND VERIFIES INVOICE FOR PAYMENT	Y	S
LNR810	B	\$ 64,617.00	M	\$ 64,617.00	\$ 64,617.00	3/12/2020	8/24/2020	12/31/2026	PBR HAWAII & ASSOCIATES, INC.	ASSESSMENT OF FLOODPLAIN DEVELOPMENT & PERMITTING PROCESSES IMPACTING	ENGINEERING DIVISION MONITORING PROGRESS AND VERIFIES INVOICE FOR PAYMENT	Y	S
LNR810	B	\$ 85,000.00	M	\$ 85,000.00	\$ 85,000.00	3/12/2020	8/24/2020	12/31/2024	PBR HAWAII & ASSOCIATES, INC.	STATE NATIONAL FLOODPLAIN INS. PROGRAM(NFIP) COMPLIANCE & IMPLEMENTATION	ENGINEERING DIVISION MONITORING PROGRESS AND VERIFIES INVOICE FOR PAYMENT	Y	S
LNR810	B	\$ 250,000.00	M	\$ 250,000.00	\$ 133,281.22	4/2/2021	2/16/2021	2/16/2026	UNIVERSITY OF HAWAII	RESERVOIR MONITORING STATION - YEAR 3 - JOB #DS-2021-02	ENGINEERING DIVISION MONITORING PROGRESS AND VERIFIES INVOICE FOR PAYMENT	Y	S
LNR810	B	\$ 71,824.38	M	\$ 71,824.38	\$ 71,824.38	9/16/2021	9/23/2021	12/31/2026	GANNETT FLEMING, INC.	DAM SAFETY PHASE 1 INSPECTIONS GROUP 1 STATEWIDE	ENGINEERING DIVISION MONITORING PROGRESS AND VERIFIES INVOICE FOR PAYMENT	Y	S

Department of Land and Natural Resources  
Active Contracts as of December 1, 2023

Table 14

Prog ID	MOF	Amount	Frequency (M/A/O)	Max Value	Outstanding Balance	Term of Contract			Entity	Contract Description	Explanation of How Contract is Monitored	POS Y/N	Category E/L/P/C/G/S/*
						Date Executed	From	To					
LNR101	B	\$ 400,000.00	M	\$ 400,000.00	\$ 355,835.47	6/30/2016	5/10/2019	12/31/2026	ASHFORD & WRISTON LLP	LEGAL SVCS & RESOURCES NECESSARY TO PROVIDE LEGAL PRESENTATION OFDLNR IN	LAND DIVISION AND THE ATTORNEY GENERAL MONITORING PROGRESS PERFORMED BY THE VENDOR.	Y	C
LNR810	P	\$ 110,000.00	M	\$ 110,000.00	\$ 98,904.00	2/14/2022	3/9/2022	12/31/2027	STANTEC CONSULTING SERVICES,	BASE LEVEL ENGINEERING TO DEVELOP GIS DATA, KAUAI, HAWAII	ENGINEERING DIVISION MONITORING PROGRESS AND VERIFIES INVOICE FOR PAYMENT	Y	S
LNR810	B	\$ 400,000.00	M	\$ 400,000.00	\$ 337,451.00	4/12/2022	4/22/2022	12/31/2027	GANNETT FLEMING, INC.	TECHNICAL ASSISTANCE FOR DAM SAFETY PROGRAM	ENGINEERING DIVISION MONITORING PROGRESS AND VERIFIES INVOICE FOR PAYMENT	Y	S
LNR810	B	\$ 99,000.00	M	\$ 99,000.00	\$ 84,223.13	8/17/2022	10/12/2022	12/31/2027	AECOM TECHNICAL SERVICES, INC.	TECHNICAL ASSISTANCE F/DAM SAFETY PROGRAM STATEWIDE HAWAII	ENGINEERING DIVISION MONITORING PROGRESS AND VERIFIES INVOICE FOR PAYMENT	Y	S
LNR810	P	\$ 100,000.00	M	\$ 100,000.00	\$ 42,500.00	1/19/2023	2/1/2023	12/31/2027	STANTEC CONSULTING SERVICES,	MITIGATION OPPORTUNITY REPORTS STATEWIDE HAWAII	ENGINEERING DIVISION MONITORING PROGRESS AND VERIFIES INVOICE FOR PAYMENT	Y	S
LNR810	P	\$ 169,000.00	M	\$ 169,000.00	\$ 110,090.50	1/19/2023	2/1/2023	12/31/2027	STANTEC CONSULTING SERVICES,	BASE LEVEL ENGINEERING TO DEVELOP GIS DATA, KAUAI PART II, KAUAI, HAWAII	ENGINEERING DIVISION MONITORING PROGRESS AND VERIFIES INVOICE FOR PAYMENT	Y	S

Department of Land and Natural Resources  
Active Contracts as of December 1, 2023

Table 14

Prog ID	MOF	Amount	Frequency (M/A/O)	Max Value	Outstanding Balance	Date Executed	Term of Contract		Entity	Contract Description	Explanation of How Contract is Monitored	POS Y/N	Category E/L/P/C/G/S/*
							From	To					
LNR101	B	\$ 400,000.00	M	\$ 400,000.00	\$ 355,835.47	6/30/2016	5/10/2019	12/31/2026	ASHFORD & WRISTON LLP	LEGAL SVCS & RESOURCES NECESSARY TO PROVIDE LEGAL PRESENTATION OFDLNR IN	LAND DIVISION AND THE ATTORNEY GENERAL MONITORING PROGRESS PERFORMED BY THE VENDOR.	Y	C
LNR810	P	\$ 180,000.00	M	\$ 180,000.00	\$ 180,000.00	9/27/2023	10/11/2023	12/31/2028	STANTEC CONSULTING SERVICES,	BASE LEVEL ENGINEERING MAUI HAWAII	ENGINEERING DIVISION MONITORING PROGRESS AND VERIFIES INVOICE FOR PAYMENT	Y	S
LNR810	B	\$ 15,000.00	M	\$ 15,000.00	\$ 15,000.00	10/4/2023	10/11/2023	12/31/2024	WYNHOFF, WILLIAM J.	CONTESTED CASE HEARING OFFICER F/PU'U HEWA DAM(KA-0107)KAUAI	ENGINEERING DIVISION MONITORING PROGRESS AND VERIFIES INVOICE FOR PAYMENT	Y	S
LNR906	T	\$ 250,000.00		\$ 250,000.00	\$ 104,196.24	10/5/2009			RESEARCH CORPORATION OF THE	MAUI/OAHU MARINE RESOURCES ASSESSMENT.			
LNR906	T	\$ 100,000.00		\$ 100,000.00	\$ 35,247.24	8/18/2011			UNIVERSITY OF HAWAII	COLLABORATIVE ADMINISTRATION OF THE HAWAII FISH AGGREGATING DEVICE			
LNR906	C	\$ 19,130.00		\$ 19,130.00	\$ 948.00	3/27/2012			BOW ENGINEERING & DEVELOPMENT,	MANELE SMALL BOAT HARBOR TSUNAMI DAMAGE RESPONSE, MANELE, LANI, HI			
LNR906	C	\$ 227,834.00		\$ 227,834.00	\$ 511.47	6/12/2012			MANTHOS ENGINEERING LLC	ALA WAI & KEEHI SMALL BOAT HARBOR TSUNAMI DAMAGE REPAIRS, HONOLULU, HI			
LNR906	C	\$ 1,942,566.00	M	\$ 1,942,566.00	\$ 68,565.47	3/13/2014	5/15/2014	12/31/2016	AMERICAN MARINE CORPORATION	KEEHI SMALL BOAT HARBOR TSUNAMI DAMAGE REPAIRS JOB#BOBOR1-01	ENGINEERING DIVISION PROCESSING CONTRACT CLOSE-OUT DOCUMENTS	Y	S
LNR906	A	\$ 194,280.60	M	\$ 194,280.60	\$ 22,977.98	2/20/2018	1/1/2021	1/31/2024	781/811 KOLU STREET, LLC	DAGS LEASE #75-23-0475 FOR KAHOO LAWE ISLAND RESERCE	KIRC STAFF REGULARLY MONITORS CONTRACT PERFORMANCE AND VERIFIES PROGRESS FOR PAYMENT.	N	L

Department of Land and Natural Resources  
Active Contracts as of December 1, 2023

Table 14

Prog ID	MOF	Amount	Frequency (M/A/O)	Max Value	Outstanding Balance	Term of Contract			Entity	Contract Description	Explanation of How Contract is Monitored	POS Y/N	Category E/L/P/C/G/S/*
						Date Executed	From	To					
LNR101	B	\$ 400,000.00	M	\$ 400,000.00	\$ 355,835.47	6/30/2016	5/10/2019	12/31/2026	ASHFORD & WRISTON LLP	LEGAL SVCS & RESOURCES NECESSARY TO PROVIDE LEGAL PRESENTATION OF DLNR IN	LAND DIVISION AND THE ATTORNEY GENERAL MONITORING PROGRESS PERFORMED BY THE VENDOR.	Y	C
LNR906	T	\$ 95,000.00		\$ 95,000.00	\$ 78,957.96	8/31/2018			RESEARCH CORPORATION OF THE	INVESTIGATION OF ESTUARINE HABITATS - PROJ #6845			
LNR906	T	\$ 187,000.00	M	\$ 187,000.00	\$ 186,675.38	8/31/2018			RESEARCH CORPORATION OF THE	STATEWIDE MARINE RESOURCE ASSESSMENT - PROJ #6847			
LNR906	T	\$ 75,012.07	M	\$ 75,012.07	\$ 2,674.03	5/7/2021	5/1/2021	4/30/2022	HARMER RADIO & ELECTRONICS, INC	KAHO'OLAWA ISLAND RESERVE COMMUNICATIONS MGMT SVCS - IFB OPS21-COM01	KIRC STAFF REGULARLY MONITORS CONTRACT PERFORMANCE AND VERIFIES PROGRESS FOR PAYMENT.	Y	S
LNR906	A	\$ 26,605.00	M	\$ 26,605.00	\$ 4,434.32	5/7/2021	5/16/2021	5/15/2022	HARMER RADIO & ELECTRONICS, INC	KAHO'OLAWA ISLAND RESERVE COMMUNICATIONS MGMT SVCS - IFB OPS21-COM01	KIRC STAFF REGULARLY MONITORS CONTRACT PERFORMANCE AND VERIFIES PROGRESS FOR PAYMENT.	Y	S
LNR906	C	\$ 1,000,000.00	M	\$ 1,000,000.00	\$ 398,895.84	7/23/2021	8/10/2021	6/30/2024	MUNEKIYO & HIRAGA, INC.	ENVIRONMENTAL IMPACT STMT F/DLNR EAST KAPOLEI-TRANSIT ORIENTED DEVELOPMN	PLANNING & CONSULTANT SVCS REGARDING PETITION F/DISTRICT BOUNDARY	Y	S
LNR906	T	\$ 56,495.00	M	\$ 56,495.00	\$ 20,945.07	5/26/2022	6/16/2022	12/31/2027	BOW ENGINEERING & DEVELOPMENT,	DAR KAUAI WORK STATION SITE WORK, KAUAI, HAWAII	ENGINEERING DIVISION MONITORING PROGRESS AND VERIFIES INVOICE FOR PAYMENT	Y	S
LNR906	T	\$ 49,053.70		\$ 49,053.70	\$ 4,834.99	6/14/2022			DA KYHN MECHANICAL, INC.	REPL OF AC SYSTEMS PER IFB #ADMIN01-AC01 - WAILUKU, MAUI, HI			
LNR906	T	\$ 202,800.00		\$ 202,800.00	\$ 202,800.00	8/28/2023			AUSTIN, TSUTSUMI & ASSOC., INC.	WAHIAWA IRRIG SYST ACQUISITION - LAND SURVEYOR - OAHU, HI			



Department of Land and Natural Resources  
Active Contracts as of December 1, 2023

Table 14

Prog ID	MOF	Amount	Frequency (M/A/O)	Max Value	Outstanding Balance	Term of Contract			Entity	Contract Description	Explanation of How Contract is Monitored	POS Y/N	Category E/L/P/C/G/S/*
						Date Executed	From	To					
LNR101	B	\$ 400,000.00	M	\$ 400,000.00	\$ 355,835.47	6/30/2016	5/10/2019	12/31/2026	ASHFORD & WRISTON LLP	LEGAL SVCS & RESOURCES NECESSARY TO PROVIDE LEGAL PRESENTATION OFDLNR IN	LAND DIVISION AND THE ATTORNEY GENERAL MONITORING PROGRESS PERFORMED BY THE VENDOR.	Y	C
LNR906	T	\$ 134,703.00	M	\$ 134,703.00	\$ 134,703.00	10/17/2023	10/30/2023	6/25/2024	GUNDAKER WORKS LLC	ANUENUE FISHERIES RESEARCH CTR HATCHERY BLDG IMPROVEMENTS,OAHU,HI	ENGINEERING DIVISION MONITORING PROGRESS AND VERIFIES INVOICE FOR PAYMENT	Y	S
LNR906	T	\$ 10,000.00		\$ 10,000.00	\$ 10,000.00	11/29/2023			U.S. GEOLOGICAL SURVEY	JOINT FUNDING AGRMT FOR STATEWIDE HYDROLOGIC DATA COLLECTION & WATER			
LNR908	A	\$ 36,616.16	M	\$ 36,616.16	\$ 18,308.08	2/20/2018	1/1/2021	1/31/2024	781/811 KOLU STREET, LLC	DAGS LEASE#75-23-0475 FOR KAHOOLAWE ISLAND RESERVE COMMISSION	KIRC STAFF REGULARLY MONITORS CONTRACT PERFORMANCE AND VERIFIES PROGRESS FOR PAYMENT.	N	L

Department of Land and Natural Resources  
 Capital Improvements Program (CIP) Requests

Table 15

<u>Prog ID</u>	<u>Prog ID Priority</u>	<u>Dept- Wide Priority</u>	<u>Senate District</u>	<u>Rep. District</u>	<u>Project Title</u>	<u>MOF</u>	<u>FY24 \$\$\$</u>	<u>FY25 \$\$\$</u>
LNR402	1	2	06	010	WEST MAUI AND UPCOUNTRY FIRE SUPPRESSION DIP TANKS (6), MAUI	C		360,000
LNR402	2	5	06	010	WEST MAUI AND UPCOUNTRY FIRE PREVENTION AND EROSION CONTROL, MAUI	C		2,000,000
LNR101	1	8	09	020	SHANGRI LA BREAKWATER REMOVAL, OAHU	C		700,000
LNR402	3	14	01	002	HILO OFFICE ROOF REPLACEMENT, HAWAII	C		265,000
LNR101	2	23	21	042	EAST KAPOLEI TRANSIT ORIENTED DEVELOPMENT PROJECT, OAHU	B		500,000
LNR101	3	54	01	003	DEMOLITION AND REMOVAL OF EXISTING IMPROVEMENTS (UNCLE BILLY'S), HILO, HAWAII	C		\$ 6,100,000
LNR801	1	56	04	007	KAWAIHAE NORTH SMALL BOAT HARBOR, HAWAII	C		\$ 8,000,000

Department of Land and Natural Resources  
CIP Lapses

Table 16

<u>Prog ID</u>	<u>Act/Year of Appropriation</u>	<u>Project Title</u>	<u>MOF</u>	<u>Lapse Amount</u> \$\$\$\$	<u>Reason</u>
LNR 101	88/21	WAIKIKI MASTER PLAN IMPR, OAHU	C	\$ 3,150,000	Construction funds for the improvement and stabilization of the Sheraton-Halekulani Sector to accommodate future sea level rise are insufficient to complete the project. The total project cost is currently unknown. Reauthorization of funds for this project is not being requested at this time, and a new request will be made once the department has a clearer estimate of the project cost.
LNR 101	248/22	WAIKIKI MASTER PLAN IMPR, OAHU	C	\$ 1,700,000	Construction funds for the improvement and stabilization of the Sheraton-Halekulani Sector to accommodate future sea level rise are insufficient to complete the project. The total project cost is currently unknown. Reauthorization of funds for this project is not being requested at this time, and a new request will be made once the department has a clearer estimate of the project cost.
LNR 101	248/22	WAIKIKI MASTER PLAN IMPR, OAHU	R	\$ 3,000,000	
LNR 101	248/22	WAIKIKI MASTER PLAN IMPR, OAHU	T	\$ 3,500,000	
LNR 804	248/22	MOANALUA GARDENS FOUNDATION	C	\$ 350,000	MGF to request funds from the Leg for FY25 for the project with the necessary Chapter 42F appropriation language.
LNR 801	248/22	KAWAIHAE NORTH SMALL BOAT HARBOR, HAWAII	C	\$ 8,000,000	Lapse and reappropriate the funds with the construction cost element in FY25.

Department of Land and Natural Resources  
Program ID Sub-Organizations

Table 17

<u>Program ID</u>	<u>Sub-Org Code</u>	<u>Name</u>	<u>Objective</u>
LNR101	EA	Public Lands Management / Land Management Division	<p>The Land Division is responsible for overseeing approximately 1.3 million acres of public lands. The vast majority of these lands comprise ceded lands in that they were ceded to the United States by the Republic and returned upon admission as a state. Much of these lands have been set aside to other governmental agencies for such purposes as schools, parks, forest reserves and State or County office buildings. The land division also leases out a portion of these land to private parties for such purposes as agriculture, pasture, commercial, industrial, resort and renewable energy projects.</p> <p>The Office of Conservation and Coastal Lands (OCCL) is under LNR 101. The OCCL processes: Conservation District Use Permits (CDUP), prosecution of land use violations, resolution of shoreline encroachments, enactment of beach restoration projects (i.e. Waikiki Beach Improvements/Kaanapali Beach and Dune Enhancement), administration of contested cases involving Conservation District Use Permit's and shoreline certifications. OCCL provides information to landowners, decision makers and the general public regarding Conservation District matters. OCCL provides direction and guidance on a wide variety of coastal issues. This includes response to coastal erosion, coastal development setbacks, and beach nourishment. OCCL is in charge of the Hawaii Climate Adaptation Initiative (OP is Co-Chair) and is developing the State Sea Level Rise Vulnerability and Adaptation Report.</p> <p>The Legacy Land Conservation Program is also under LNR 101. The Legacy Land Conservation Program: Conducts a competitive, public process that awards grants from the Land Conservation Fund to state agencies, counties, and nonprofit land conservation organizations for the acquisition of lands that have resource value to the state; administers approved grants and review and approve due diligence for conservation transactions; monitors properties conserved, in perpetuity, to assure ongoing compliance with statutory requirements and contractual terms.</p>
LNR102	EB	Legacy Land Conservation Program	To Invest money every year to protect the State's natural capital base by conserving land for watershed protection, coastal preservation, flood prevention, parks, habitat protection, cultural preservation, agricultural production, and open space and scenic resources (Act 156, SLH 2005).
LNR111	BA	Conveyances and Recording/Conveyances Division	To serve and protect the public by providing for an accurate, timely, permanent and accessible system for recording, maintaining and preserving land title documents, related maps and facilitating Uniform Commercial Code filings.
LNR141	GA	Water and Land Development/Dowald-Water and Land Development	Promote economic development and enhance public welfare by developing water supplies and state lands, with priority given to state-sponsored projects. Investigate and develop traditional and alternative water sources to augment and conserve existing supplies while meeting the increasing demands of state-sponsored projects. Provide engineering services to other divisions of the Department and other state agencies to execute Capital Improvements Program (CIP) and/or operating, maintenance and repair projects. Effectively manage geothermal resources and its development to protect the health and safety, and to ensure continued viability of the resource for the future.
LNR172	DA	Forestry Resource Management & Development/Forestry Division	To strengthen the State's economic opportunities through forest resource management to improve and assist in the sustainable production of forest products and services from forest reserves and other public and private lands. To promote resource restoration and conservation through outreach and education.
LNR401	CA	Ecosystem Protection and Restoration/Aquatic Resources Division	Engages in activities protecting and restoring the State's native aquatic biota and ecosystems by promoting responsible and sustainable resources use. Employs the precautionary principle to ensure the long-term integrity and viability of Hawaii's aquatic ecosystems. Develops, structures, and undertakes environmental protection plans necessary of effectively preserving Hawaii's aquatic life and their associated native species in perpetuity.
LNR402	DA	Natural Resources and Fire Protection Program/Wildlife Section	Manage habitats to protect, maintain, and enhance the biological integrity of native ecosystems. Reduce the impacts of wildfires on native ecosystems and watersheds. Reduce the impacts of invasive species on native resources. Protect, maintain, and enhance native species populations, and recover threatened and endangered species.

Department of Land and Natural Resources  
Program ID Sub-Organizations

Table 17

<u>Program ID</u>	<u>Sub-Org Code</u>	<u>Name</u>	<u>Objective</u>
LNR402	DB	Natural Resources and Fire Protection Program/Wildlife Section	Promote outreach and foster partnerships to improve public understanding, responsibility, and participation in natural resource protection. Conduct monitoring and evaluation to guide the development of recovery and management plans, and ensure cost effective adaptive management of implementation actions.
LNR404	GC	Water Resources/CWRM - Water Code	To set overall water conservation, quality and use policies, define reasonable and beneficial uses, protect ground and surface water resources, watersheds and natural stream environments, establish criteria for water use priorities while assuring appurtenant rights and existing correlative and riparian uses and establish procedures for protecting and managing Hawaii's water resources.
LNR405	HB	Conservation and Resources Enforcement/Enforcement	To effectively uphold the laws that serve to protect, conserve and manage Hawaii's unique and limited natural, cultural and historic resources held in public trust for current and future generations of visitors and the people of Hawaii nei.
LNR407	NA	Natural Area Reserves and Watershed Management/Native Ecosystem Section	To protect, restore, and enhance Hawaii's natural areas, forested watersheds, native ecosystems, unique native plant and animal species, and cultural and geological features for their inherent cultural, scientific, educational and economic values for the enrichment of present and future generations.
LNR 801	CH	Ocean-Based Recreation/Administration	To enrich the lives of people of all ages, both residents and visitors alike, by providing opportunities and facilities for developing skills and participating in both organized and non-organized ocean-based outdoor activities such as boating of all types, salt water fishing, surfing, sailboarding and diving, ocean swimming and other related activities of all types.
LNR802	HP	Historic Preservation/Historical Preservation	To develop and maintain a comprehensive program of historic preservation to promote the use and conservation of historic properties for the education, inspiration, pleasure and enrichment of the citizens of Hawai'i.
LNR804	DA	Forestry and Outdoor Recreation/Forest Recreation Section	To provide managed opportunities and facilities for the public to engage in multi-use outdoor recreation activities (hiking, biking, equestrian riding, off-highway vehicle use, hunting, and camping), while also providing access for resource management. To maintain and enhance a public hunting program to control animal damage in watershed areas, and to provide a source of food and outdoor recreation for the public. To document and inventory ownership of historic trails and old government roads for public use.
LNR806	FA	Parks Administration and Operations/State Parks Division	Maintain natural and cultural parks, facilities, and resources for current and future generations. Provide safe public access to state parks containing both sensitive natural resources and historic sites.
LNR806	FI	Parks Administration and Operations/Park Interpretation	Educate the public in accessing sensitive resources and historic sites by developing interpretive programs, signage and providing public information. Expand the Interpretive Technician staff to educate and interact with the public for enrichment of experience and to improve safety and compliant behavior.
LNR810	GD	Prevention of Natural Resources/Dowald-Flood Control and Dam Safety	Protect people, property, and natural resources from natural hazards through planning, management, mitigative efforts, and regulatory programs (including the National Flood Insurance Program - NFIP).
LNR906	AA	LNR - Natural and Physical Environment (Departmental Administration - LNR)	To enhance program effectiveness and efficiency by formulating policies, directing and coordinating operations and personnel, and providing other administrative and support services.
LNR907	AB	Aha Moku Advisory Committee	To bring the people (na iwi o ka'aina) and the public trust, and their voices and decisions forward to all policy makers regarding the sustainability and perpetuation of all natural and cultural resources connected to the akua that created the 'aina/land, and 'aina from which the kanaka was born.
LNR908	AC	Kahoolawe Island Reservec Commission	Responsible for the management, control of use and rehabilitation of the Kaho'olawe Island Reserve, which includes the island of Kaho'olawe and the surrounding waters out to two-miles. Coordinates and facilitates the on-going restoration of Kaho'olawe's devastated landscape, provide for safe, meaningful use of the reserve by volunteers and visitors and protects the unique natural, cultural and historic resources of Kaho'olawe.

Department of Land and Natural Resources  
 Program ID Sub-Organizations

Table 17

<u>Program ID</u>	<u>Sub-Org Code</u>	<u>Name</u>	<u>Objective</u>
LNR909	AD	Mauna Kea Stewardship and Oversight Authority	To manage land uses, human activities, other uses and access, stewardship, education, research, disposition, and overall operations of the Mauna Kea lands.

Department of Land and Natural Resources  
Organization Chart and Changes

Table 18

<b>Online link (url):</b>	<a href="https://files.hawaii.gov/dlnr/reports-to-the-legislature/2024/DLNR-2024-Organizational-Chart.pdf">https://files.hawaii.gov/dlnr/reports-to-the-legislature/2024/DLNR-2024-Organizational-Chart.pdf</a>
<b><u>Year of Change</u></b> <b><u>FY24/FY25</u></b>	<b><u>Description of Change</u></b>
FY24	Extend budgeted exempt position 117517 not-to-exceed 06-30-24.
FY24	Redescribe exempt position 117517 from Senior Communications Manager to Communications Director effective 09-01-23.
FY24	Extend budgeted exempt position 122530 not-to-exceed 06-30-24.
FY24	Establish budgeted civil service position 125219 effective 10-05-23 per Act 164, SLH 2023.
FY24	Extend budgeted temporary civil service positions 118994 and 118972 not-to-exceed 06-30-24.
FY24	Extend budgeted temporary civil service position 120981 not-to exceed 06-30-24.
FY24	Move position 118408 to Document Review Section 5 effective 11-22-23.
FY24	Move position 162 to Document Review Section 2 effective 11-24-23.
FY24	Move position 40396 to Document Review Section 3 effective 11-29-23.
FY24	Move position 8798 to Document Review Section 5 effective 11-29-23.
FY24	Extend budgeted temporary civil service position 116575 not-to-exceed 09-30-23.
FY24	Establish budgeted civil service position 125063 effective 08-14-23 per Act 88, SLH 2021.
FY24	Extend budgeted temporary civil service position 113267 not-to-exceed 06-30-24.
FY24	Move position 50978 to Environmental Review and Permitting Section effective 11-22-23.
FY24	Establish position 92202C per Act 88, SLH 2021.
FY24	Extend budgeted temporary civil service positions 118628, 109101, 118784, and 118785 not-to-exceed 06-30-24.
FY24	Redescribe position 122712 from Planner IV to Program Specialist IV effective 07-26-23.
FY24	Extend budgeted temporary civil service position 116574 not-to-exceed 06-30-24.
FY24	Establish budgeted civil service positions 125250, 125251, 125252, 125253, and 125254 effective 11-03-23 per Act 88, SLH 2021.
FY24	Extend budgeted temporary civil service position 118250 not-to-exceed 09-30-23.
FY24	Move position 122269 to Wildlife Resources Management Section effective 10-12-23.
FY24	Establish position 92339C per Act 248, SLH 2022.

Department of Land and Natural Resources  
Organization Chart and Changes

Table 18

<b>Online link (url):</b>	<a href="https://files.hawaii.gov/dlnr/reports-to-the-legislature/2024/DLNR-2024-Organizational-Chart.pdf">https://files.hawaii.gov/dlnr/reports-to-the-legislature/2024/DLNR-2024-Organizational-Chart.pdf</a>
<b><u>Year of Change</u></b> <b><u>FY24/FY25</u></b>	<b><u>Description of Change</u></b>
FY24	Convert budgeted civil service positions 122487, 122328, 122329, and 122966 from temporary to permanent effective 07-01-23 per Act 164, SLH 2023.
FY24	Extend budgeted temporary civil service position 124653 not-to-exceed 06-30-24.
FY24	Extend budgeted temporary civil service position 124930 not-to-exceed 06-30-24.
FY24	Establish position 94020C per Act 164, SLH 2023.
FY24	Convert budgeted civil service position 122005 from temporary to permanent effective 07-01-23 per Act 164, SLH 2023.
FY24	Extend budgeted temporary civil service position 124597 not-to-exceed 06-30-24.
FY24	Convert budgeted civil service positions 122821, 122817, 122574, and 122278 from temporary to permanent effective 07-01-23 per Act 164, SLH 2023.
FY24	Establish position 94021C per Act 164, SLH 2023.
FY24	Establish position 92341C per Act 248, SLH 2022.
FY24	Convert budgeted civil service positions 122836 and 122857 from temporary to permanent effective 07-01-23 per Act 164, SLH 2023.
FY24	Redescribe position 122042 from Wildlife Biologist III to Wildlife Biologist IV effective 09-07-23.
FY24	Establish positions 94022C and 94023C per Act 164, SLH 2023.
FY24	Establish budgeted civil service position 125062 effective 08-14-23 per Act 248, SLH 2022.
FY24	Redescribe position 118205 from Park Caretaker II to General Laborer I effective 09-15-23.
FY24	Establish positions 92368C and 92369C per Act 248, SLH 2022.
FY24	Establish position 92370C per Act 248, SLH 2022.
FY24	Extend budgeted exempt positions 100377, 100378, 121283, and 122938 not-to-exceed 06-30-24.
FY24	Establish budgeted exempt position 125134 effective 09-15-23 per Act 248, SLH 2022.
FY24	Establish budgeted exempt position 125172 effective 09-21-23 per Act 248, SLH 2022.
FY24	Establish budgeted exempt position 125243 effective 10-25-23 per Act 248, SLH 2022.
FY24	Establish budgeted exempt position 125283 effective 11-01-23 per Act 248, SLH 2022.



Department of Land and Natural Resources  
Organization Chart and Changes

Table 18

<b>Online link (url):</b>	<a href="https://files.hawaii.gov/dlnr/reports-to-the-legislature/2024/DLNR-2024-Organizational-Chart.pdf">https://files.hawaii.gov/dlnr/reports-to-the-legislature/2024/DLNR-2024-Organizational-Chart.pdf</a>
<b><u>Year of Change</u></b> <b><u>FY24/FY25</u></b>	<b><u>Description of Change</u></b>
FY24	Extend budgeted exempt position 102055 not-to-exceed 06-30-24.
FY24	Establish budgeted civil service position 125212 effective 10-03-23 per Act 248, SLH 2022.
FY24	Redescribe position 43585 from Secretary II to Administrative Specialist IV effective 08-29-23.
FY24	Re-Establish budgeted civil service position 40664 effective 08-08-23 per Act 248, SLH 2022.
FY24	Establish exempt position 125246 effective 10-26-23 per Act 248, SLH 2022.
FY24	Establish position 92392C per Act 248, SLH 2022.
FY24	Extend budgeted exempt positions 103110, 103111, 103127, 103126, 116472, 113036, 112302, 110694, 110706, 103230, 117440, 117439, 117432, and 116576 not-to exceed 06-30-24.
FY24	Extend budgeted exempt positions 124605 and 125090 not-to-exceed 06-30-24.
FY24	Establish positions 94030C, 94031C, 94032C, and 94033C per Act 164, SLH 2023.
FY24	Establish budgeted exempt position 125090 effective 09-06-23 per Act 164, SLH 2023.
FY24	Proposed: Establish position 94028C per Act 164, SLH 2023.
FY24	Proposed: Establish positions 92360C and 92361C per Act 248, SLH 2022.
FY24	Proposed: Move and redescribe position 52336 to Policy Staff.
FY24	Proposed: Establish position 92342C per Act 248, SLH 2022.
FY24	Proposed: Establish position 94014C per Act 164, SLH 2023.
FY24	Proposed: Move and redescribe position 113267 to Licensing Section.
FY24	Proposed: Move position 46124 to Prevention, Response, & Mitigation Section.
FY24	Proposed: Establish positions 92315C and 92314C per Act 248, SLH 2022.
FY24	Proposed: Redescribe position 117792 from Engineer V to Project Manager II.
FY24	Proposed: Establish positions 94034C, 94035C, and 94037C per Act 164, SLH 2023.
FY24	Proposed: Establish positions 92356C, 92357C, and 92358C per Act 248, SLH 2022 in Hawaii Branch's new Marine Unit.
FY24	Proposed: Redescribe positions 124108, 124110, 124111, 124112, 124113, 124114, 124115, 124116, and 124117 from Conservation and Resources Enforcement Officer I to Conservation and Resources Enforcement Officer II.

Department of Land and Natural Resources  
Organization Chart and Changes

Table 18

<b>Online link (url):</b>	<a href="https://files.hawaii.gov/dlnr/reports-to-the-legislature/2024/DLNR-2024-Organizational-Chart.pdf">https://files.hawaii.gov/dlnr/reports-to-the-legislature/2024/DLNR-2024-Organizational-Chart.pdf</a>
<b><u>Year of Change</u> FY24/FY25</b>	<b><u>Description of Change</u></b>
FY24	Proposed: Establish positions 92353C, 92354C, and 92355C per Act 248, SLH 2022 in Maui Branch's new Marine Unit.
FY24	Proposed: Redefine positions 124121, 124122, 124123, 124124, 124125, 124126, 124127, and 124128 from Conservation and Resources Enforcement Officer I to Conservation and Resources Enforcement Officer II.
FY24	Proposed: Establish positions 92347C, 92348C, and 92349C per Act 248, SLH 2022 in Kauai Branch's new Marine Unit.
FY24	Proposed: Redefine positions 124118, 124119, and 124120 from Conservation and Resources Enforcement Officer I to Conservation and Resources Enforcement Officer II.
FY24	Proposed: Establish positions 92350C, 92351C, and 92352C per Act 248, SLH 2022 in Oahu Branch's new Marine Unit.
FY24	Proposed: Redefine positions 124130, 124131, 124132, 124133, 124134, 124135, 124136, 124137, and 124138 from Conservation and Resources Enforcement Officer I to Conservation and Resources Enforcement Officer II.
FY24	Proposed: Establish positions 92326C, 92335C, 92338C, and 92340C per Act 248, SLH 2022.
FY24	Proposed: Establish positions 92327C, 92331C, 92332C, 92328C, 92329C, and 92330C per Act 248, SLH 2022.
FY24	Proposed: Establish position 92313C per Act 248, SLH 2022.
FY24	Proposed: Move position 118284 to Hawaii Forests Resources Management Section.

Department of Land and Natural Resources  
Administration Package Bills

Table 19

Prog ID	Fiscal Impact	Amount Requested	FTE Requested	Budget for Personnel	Budget for OCE (Other Than Contracts)	Budget for Contracts	Dates of Initiative		Initiative Description	Is This A New Initiative Or An Enhancement To An Existing Initiative/Program	Plan for continuation of initiative (if applicable)
							From	To			
<p><i>The Administration's set of proposed bills for this upcoming legislative session has not yet been finalized, but we do have some preliminary proposals that appear highly likely to be submitted at this point. As such, the following bills and information are provided, which we believe is accurate at this point; however, please note that this could still change before the final submission deadline.</i></p>											
LNR101	The Departmental will conserve its limited resources and funds by passing on the substantial costs of demolition of existing unusable improvements or of necessary infrastructure improvements to the lessee/developer.	-	-	-	-	-	Upon approval	N/A	To repeal the sunset provision of Act 222, Session Laws of Hawaii (SLH) 2021, to allow the Board of Land and Natural Resources to approve rent credits for demolition and infrastructure costs for public land leases beyond its current sunset date of June 30, 2026.	This is the first time a bill proposing the repeal of the sunset provision is being proposed for introduction to the Legislature.	There would be no need for any new or revised administrative rule amendments, as the language within the bill and the statutory amendments would be sufficient to carry out the purposes of the bill.
LNR101	The bill would serve to assist in expediting the leasing process, and resulting in the creation of long-term income stream. Furthermore, the rent from these leases would be determined at fair market value in an open, public meeting. This bill would benefit the Department and the State by increasing revenues to fund its resource management and protection programs.	-	-	-	-	-	Upon approval	N/A	To authorize disposition of public land leases for agricultural, commercial, industrial, hotel, and resort purposes through direct negotiation.	This bill would enhance the existing land disposition processes which is predominantly by public auction for any long term lease. Disposing of lands by direct negotiation would expedite the leasing process.	No, the Department and Board would follow the existing statutory requirements in awarding a lease.

Department of Land and Natural Resources  
Administration Package Bills

Table 19

<u>Prog ID</u>	<u>Fiscal Impact</u>	<u>Amount Requested</u>	<u>FTE Requested</u>	<u>Budget for Personnel</u>	<u>OCE (Other Than Contracts)</u>	<u>Budget for Contracts</u>	<u>From</u>	<u>To</u>	<u>Initiative Description</u>	<u>IS THIS A NEW INITIATIVE OR AN ENHANCEMENT TO AN EXISTING INITIATIVE/PROGRAM</u>	<u>continuation of initiative (if applicable)</u>
<p><i>The Administration's set of proposed bills for this upcoming legislative session has not yet been finalized, but we do have some preliminary proposals that appear highly likely to be submitted at this point. As such, the following bills and information are provided, which we believe is accurate at this point; however, please note that this could still change before the final submission deadline.</i></p>											
LNR101	Updated terms and conditions in leases will allow the department to mitigate against the substantial costs to demolish old delapidated structures, and alleviate public health and safety issues.	-	-	-	-	-	Upon approval	N/A	To require that lease extensions approved by the Board of Land and Natural Resources (Board) update the terms and conditions of leases using the most current lease form at the time the extension is approved, including the condition that the Board will have the option to require the lessee to remove the improvements/structures or have them to remain and become State property. Additionally, to ensure that in the event of a conflict or inconsistency between an updated lease term or condition authorized under chapter 171, Hawaii Revised Statutes (HRS), and a term or condition in the lease being extended, then the updated lease term or condition authorized under chapter 171, HRS, shall control.	Amend sections 171-36, 171-36.5, and 171-192, HRS.	No, the Department and Board would follow the existing statutory requirements in awarding a lease.
LNR101	This bill would relieve the Department of the burden of having to conduct multiple contested cases on substantially similar matters.	-	-	-	-	-	Upon approval	N/A	To codify in statute that a contested case hearing is not required when an agency has already decided a contested case proceeding involving substantially similar issues or parties which was not appealed, or where a court of last resort has already issued a final decision on other substantially similar matters.	Amend sections 91-9 and 634J-1, Hawaii Revised Statutes.	There would be no need for any new or revised administrative rule amendments, as the language within the bill and the statutory amendments would be sufficient to carry out the purposes of the Act.

Department of Land and Natural Resources  
Administration Package Bills

Table 19

<u>Prog ID</u>	<u>Fiscal Impact</u>	<u>Amount Requested</u>	<u>FTE Requested</u>	<u>Budget for Personnel</u>	<u>OCE (Other Than Contracts)</u>	<u>Budget for Contracts</u>	<u>From</u>	<u>To</u>	<u>Initiative Description</u>	<u>Is This A New Initiative Or An Enhancement To An Existing Initiative/Program</u>	<u>continuation of initiative (if applicable)</u>
<p><i>The Administration's set of proposed bills for this upcoming legislative session has not yet been finalized, but we do have some preliminary proposals that appear highly likely to be submitted at this point. As such, the following bills and information are provided, which we believe is accurate at this point; however, please note that this could still change before the final submission deadline.</i></p>											
LNR101	The bill would require the lessee to make certain improvements to the premises that are recommended by a third-party inspector. As a result, the Department should be able to conserve its limited resources and funds by avoiding situations where a lease, license, or revocable permit expires or is terminated with dilapidated improvements on it.	-	-	-	-	-	7/1/2024	N/A	To establish a statutory framework for inspections of public land leases, licenses, and revocable permits by the Department of Land and Natural Resources (Department).	Add a new section to subpart B of part II, chapter 171, Hawaii Revised Statutes (HRS).	There would be no need for any new or revised administrative rule amendments, as the language within the bill and the statutory amendments would be sufficient to carry out the purposes of the bill.
LNR101	None.	-	-	-	-	-	Upon adoption	N/A	To seek the authorization of the Legislature by concurrent resolution for the issuance of a perpetual, non-exclusive easement by the Board of Land and Natural Resources for the existing drain and for use, repair, and maintenance of the existing improvements constructed thereon.	Concurrent resolution pursuant to section 171-53, Hawaii Revised Statutes (HRS).	Not applicable. Legislative approval of easements is sought on case-by-case basis to address encroachments onto submerged public lands.
LNR101	None.	-	-	-	-	-	Upon adoption	N/A	To seek the authorization of the Legislature by concurrent resolution for the issuance of a term, non-exclusive easement by the Board of Land and Natural Resources for the existing boat ramp and concrete wall and for use, repair, and maintenance of the existing improvements constructed thereon.	Concurrent resolution pursuant to section 171-53, Hawaii Revised Statutes (HRS).	Not applicable. Legislative approval of easements is sought on case-by-case basis to address encroachments onto submerged public lands.

Department of Land and Natural Resources  
Administration Package Bills

Table 19

<u>Prog ID</u>	<u>Fiscal Impact</u>	<u>Amount Requested</u>	<u>FTE Requested</u>	<u>Budget for Personnel</u>	<u>OCE (Other Than Contracts)</u>	<u>Budget for Contracts</u>	<u>From</u>	<u>To</u>	<u>Initiative Description</u>	<u>Is This A New Initiative Or An Enhancement To An Existing Initiative/Program</u>	<u>continuation of initiative (if applicable)</u>
<p><i>The Administration's set of proposed bills for this upcoming legislative session has not yet been finalized, but we do have some preliminary proposals that appear highly likely to be submitted at this point. As such, the following bills and information are provided, which we believe is accurate at this point; however, please note that this could still change before the final submission deadline.</i></p>											
LNR101	None.	-	-	-	-	-	Upon adoption	N/A	To seek the authorization of the Legislature by concurrent resolution for the issuance of a term, non-exclusive easement by the Board of Land and Natural Resources for the existing revetment, and for use, repair, and maintenance of the existing improvements constructed thereon.	Concurrent resolution pursuant to section 171-53, Hawaii Revised Statutes (HRS).	Not applicable. Legislative approval of easements is sought on case-by-case basis to address encroachments onto submerged public lands.
LNR101	None.	-	-	-	-	-	Upon adoption	N/A	To seek the authorization of the Legislature by concurrent resolution for the issuance of a term, non-exclusive easement by the Board of Land and Natural Resources for the existing concrete boat ramp and for use, repair, and maintenance of the existing improvements constructed thereon.	Concurrent resolution pursuant to section 171-53, Hawaii Revised Statutes (HRS).	Not applicable. Legislative approval of easements is sought on case-by-case basis to address encroachments onto submerged public lands.
LNR101	None.	-	-	-	-	-	Upon adoption	N/A	Authorizing the issuance of a term, non-exclusive easement by the Board of Land and Natural Resources for the existing riprap revetment, ramp, and rock groin and for use, repair, and maintenance of the existing improvements constructed thereon.	Concurrent resolution pursuant to section 171-53, Hawaii Revised Statutes (HRS).	Not applicable. Legislative approval of easements is sought on case-by-case basis to address encroachments onto submerged public lands.

Department of Land and Natural Resources  
Administration Package Bills

Table 19

<u>Prog ID</u>	<u>Fiscal Impact</u>	<u>Amount Requested</u>	<u>FTE Requested</u>	<u>Budget for Personnel</u>	<u>OCE (Other Than Contracts)</u>	<u>Budget for Contracts</u>	<u>From</u>	<u>To</u>	<u>Initiative Description</u>	<u>IS THIS A NEW INITIATIVE OR AN ENHANCEMENT TO AN EXISTING INITIATIVE/PROGRAM</u>	<u>continuation of initiative (if applicable)</u>
<p><i>The Administration's set of proposed bills for this upcoming legislative session has not yet been finalized, but we do have some preliminary proposals that appear highly likely to be submitted at this point. As such, the following bills and information are provided, which we believe is accurate at this point; however, please note that this could still change before the final submission deadline.</i></p>											
LNR101	None.	-	-	-	-	-	Upon adoption	N/A	To seek the authorization of the Legislature by concurrent resolution for the issuance of a term, non-exclusive easement by the Board of Land and Natural Resources for the existing seawall, and for use, repair, and maintenance of the existing improvements constructed thereon.	Concurrent resolution pursuant to section 171-53, Hawaii Revised Statutes (HRS).	Not applicable. Legislative approval of easements is sought on case-by-case basis to address encroachments onto submerged public lands.
LNR801	None	-	-	-	-	-	Upon adoption	N/A	Adaptive management for ocean recreation equipment	New	
LNR801	None	-	-	-	-	-	Upon adoption	N/A	Redefine "commercial activity" to include advertisements	Enhancement of Act 232 (2023) - expands scope to statewide	
LNR801	None	-	-	-	-	-	Upon adoption	N/A	Redefine the definition and designation of ocean recreation management areas; prohibit commercial activities on weekends and holidays	Enhancement of existing ocean recreation management areas program	
LNR801	Anticipated increased revenues to DOBOR	-	-	-	-	-	Upon adoption	N/A	Allow DOBOR to issue commercial ocean permits by auction; prohibit transfer of commercial ocean permits except to spouses and first-generation lineal descendants; allow DOBOR to better manage areas with commercial ocean permit limits; increase fees charged by DOBOR	Enhancement of the small boat harbor and ocean recreation management programs	

Department of Land and Natural Resources  
Administration Package Bills

<u>Prog ID</u>	<u>Fiscal Impact</u>	<u>Amount Requested</u>	<u>FTE Requested</u>	<u>Budget for Personnel</u>	<u>OCE (Other Than Contracts)</u>	<u>Budget for Contracts</u>	<u>From</u>	<u>To</u>	<u>Initiative Description</u>	<u>IS THIS A NEW INITIATIVE OR AN ENHANCEMENT TO AN EXISTING INITIATIVE/PROGRAM</u>	<u>continuation of initiative (if applicable)</u>
<p><i>The Administration's set of proposed bills for this upcoming legislative session has not yet been finalized, but we do have some preliminary proposals that appear highly likely to be submitted at this point. As such, the following bills and information are provided, which we believe is accurate at this point; however, please note that this could still change before the final submission deadline.</i></p>											
LNR 810	Reauthorizes funds from Act 134, SLH 2023	\$ 10,000,000	-	-	-	-	7/1/2024	6/30/2025	To establish the Dam and Appurtenance Improvement or Removal Grant Program (grant program) Special Fund to receive funds for the grant program as appropriated from Act 134, SLH 2023. The Act did not establish a special fund to receive unused funds for the grant program. Currently, these funds will lapse and be returned to the general funds at the close of each fiscal year thereafter.	New Initiative	Upon successful implementation of the grant program, additional funds will be requested to replenish the special fund, as needed.





Department of Land and Natural Resources

Table 21

Positions that are being paid higher than the salaries authorized as of November 30, 2023

<u>Prog ID</u>	<u>Sub-Org</u>	<u>Position Number</u>	<u>Position Title</u>	<u>Exempt (Y/N)</u>	<u>SR Level</u>	<u>BU Code</u>	<u>T/P</u>	<u>MOF</u>	<u>FTE</u>	<u>Budgeted Amount</u>	<u>Actual Salary Last Paid</u>	<u>Occupied by 89-Day Hire (Y/N)</u>	<u>Legal Authority for Salary Increase</u>	<u>Source of Funding (cost element and ProgID)</u>	<u>Date of Approval</u>	<u>Person who approved salary increase</u>
LNR802	HP	12975	History and Culture Branch Chief	Y	SRNA	23	P	A	1.00	\$ 126,680	\$ 129,996	N	Act 248 SLH2022 (partial)	LNR802	6/1/2022	Administrator
LNR802	HP	100380	Architecture Branch Chief	Y	SRNA	13	P	A	1.00	\$ 125,000	\$ 129,996	N		LNR802	6/1/2022	Administrator
LNR802	HP	100530	Archaeology Branch Chief	Y	SRNA	13	P	A	1.00	\$ 126,740	\$ 129,996	N		LNR802	6/1/2022	Administrator
LNR802	HP	101037	HP Archaeologist IV	Y	SRNA	13	P	A	1.00	\$ 101,464	\$ 103,999	N		LNR802	6/1/2022	Administrator
LNR802	HP	102282	Administrator	Y	SRNA	93	P	A	1.00	\$ 129,696	\$ 145,596	N		LNR802	6/1/2022	Administrator
LNR802	HP	102287	Cultural Historian	Y	SRNA	13	P	A	1.00	\$ 76,200	\$ 78,000	N		LNR802	6/1/2022	Administrator
LNR802	HP	102301	HP Archaeologist III	Y	SRNA	13	P	A	1.00	\$ 76,248	\$ 78,000	N		LNR802	6/1/2022	Administrator
LNR802	HP	102393	HP Archaeologist III	Y	SRNA	13	P	A	1.00	\$ 76,248	\$ 78,000	N		LNR802	6/1/2022	Administrator
LNR802	HP	102394	Cultural Historian	Y	SRNA	13	P	A	1.00	\$ 76,248	\$ 78,000	N		LNR802	6/1/2022	Administrator
LNR802	HP	103085	HP Administrative Specialist	Y	SRNA	13	P	A	1.00	\$ 70,104	\$ 72,912	N		LNR802	6/1/2022	Administrator
LNR802	HP	103121	HP Archaeologist IV	Y	SRNA	13	P	A	1.00	\$ 80,000	\$ 88,404	N		LNR802	6/1/2022	Administrator
LNR802	HP	112243	Architectural Historian	Y	SRNA	13	P	A	1.00	\$ 75,000	\$ 69,999	N		LNR802	6/1/2022	Administrator
LNR802	HP	120336	Burial Sites Specialist	Y	SRNA	13	P	A	1.00	\$ 76,032	\$ 78,000	N		LNR802	6/1/2022	Administrator
LNR802	HP	120337	Burial Sites Specialist	Y	SRNA	13	P	A	1.00	\$ 76,044	\$ 78,000	N		LNR802	6/1/2022	Administrator
LNR802	HP	120351	Intake Specialist	Y	SRNA	13	P	A	1.00	\$ 68,148	\$ 78,000	N		LNR802	6/1/2022	Administrator
LNR802	HP	120752	Burial Sites Specialist	Y	SRNA	13	P	A	1.00	\$ 76,092	\$ 78,000	N		LNR802	6/1/2022	Administrator
LNR802	HP	121172	Burial Sites Specialist	Y	SRNA	13	P	A	1.00	\$ 76,080	\$ 78,000	N		LNR802	6/1/2022	Administrator
LNR802	HP	121283	Librarian/Archivist	Y	SRNA	13	T	A	1.00	\$ 77,400	\$ 85,140	N		LNR802	6/1/2022	Administrator
LNR802	HP	122797	Archaeologist IV	Y	SRNA	13	P	A	1.00	\$ 101,476	\$ 103,999	N		LNR802	6/1/2022	Administrator
LNR802	HP	122798	Archaeologist IV	Y	SRNA	13	P	A	1.00	\$ 101,500	\$ 104,004	N		LNR802	6/1/2022	Administrator
LNR802	HP	122799	Archaeologist III	Y	SRNA	13	P	A	1.00	\$ 68,000	\$ 78,000	N	LNR802	6/1/2022	Administrator	
LNR802	HP	122800	Burial Sites Specialist	Y	SRNA	13	P	A	1.00	\$ 75,996	\$ 78,000	N	LNR802	6/1/2022	Administrator	
LNR802	HP	122801	Burial Sites Specialist	Y	SRNA	13	P	A	1.00	\$ 76,248	\$ 78,000	N	LNR802	6/1/2022	Administrator	
LNR802	HP	122802	Ethnographer	Y	SRNA	13	P	A	1.00	\$ 67,740	\$ 75,000	N	LNR802	6/1/2022	Administrator	
LNR802	HP	122938	GIS Technical Assistant	Y	SRNA	13	T	A	1.00	\$ 55,272	\$ 58,037	N	LNR802	6/1/2022	Administrator	
LNR802	HP	100379	Historic Preservation Archaeologist IV	Y	SRNA	13	P	B	1.00	\$ 100,000	\$ 104,004	N	-	LNR802	6/1/2022	Administrator
LNR802	HP	122489	HP Archaeologist IV	Y	SRNA	13	P	B	1.00	\$ 100,000	\$ 104,004	N	-	LNR802	6/1/2022	Administrator
LNR802	HP	102055	HP Archaeologist IV	Y	SRNA	13	T	N	1.00	\$ 71,592	\$ 77,400	N	-	LNR802	6/1/2022	Administrator

Department of Land and Natural Resources  
Positions that are authorized to telework as of November 30, 2023

Table 22

<u>Prog ID</u>	<u>Sub-Org</u>	<u>Position Number</u>	<u>Position Title</u>	<u>Exempt (Y/N)</u>	<u>SR Level</u>	<u>BU Code</u>	<u>T/P</u>	<u>MOF</u>	<u>FTE</u>	<u>Budgeted Amount</u>	<u>Actual Salary Last Paid</u>	<u>Occupied by 89-Day Hire (Y/N)</u>	<u>Telework Designation (full time or hybrid)</u>	<u>Number of Telework Days a Week</u>	<u>Reason for Telework</u>	<u>Process to Evaluate Job Performance</u>
LNR102	EB	118345	Program Specialist V	N	SR24	BU13	P	B	1.00	\$ 86,376	\$68, 556 - \$97,560	N	Hybrid	3	Type of work allows for equally productive work performance when working remotely.	Telework production log
LNR111	BA	27298	Abstractor IX	N	SR21	BU03	P	B	1.00	\$ 80,664	\$58,932 - \$87,252	N	Hybrid	3	Type of work allows for equally productive work performance when working remotely.	RecordEase report
LNR111	BA	40400	Abstractor IX	N	SR21	BU03	P	B	1.00	\$ 77,520	\$58,932 - \$87,252	N	Hybrid	3	Type of work allows for equally productive work performance when working remotely.	RecordEase report
LNR111	BA	40401	Abstractor IX	N	SR21	BU03	P	B	1.00	\$ 71,664	\$58,932 - \$87,252	N	Hybrid	3	Type of work allows for equally productive work performance when working remotely.	RecordEase report
LNR111	BA	110301	Abstracting Assistant V	N	SR13	BU03	P	B	1.00	\$ 46,608	\$43,068 - \$63,696	N	Hybrid	3	Type of work allows for equally productive work performance when working remotely.	RecordEase report
LNR111	BA	40395	Abstracting Assistant V	N	SR13	BU03	P	B	1.00	\$ 43,068	\$43,068 - \$63,696	N	Hybrid	3	Type of work allows for equally productive work performance when working remotely.	RecordEase report
LNR111	BA	4369	Abstracting Assistant IV	N	SR11	BU03	P	B	1.00	\$ 46,608	\$39,816 - \$58,932	N	Hybrid	3	Type of work allows for equally productive work performance when working remotely.	RecordEase report
LNR111	BA	40437	Abstracting Assistant VI	N	SR15	BU03	P	B	1.00	\$ 63,696	\$46,608 - \$68,928	N	Hybrid	3	Type of work allows for equally productive work performance when working remotely.	RecordEase report
LNR111	BA	40436	Abstracting Assistant V	N	SR13	BU03	P	B	1.00	\$ 56,676	\$43,068 - \$63,696	N	Hybrid	3	Type of work allows for equally productive work performance when working remotely.	RecordEase report
LNR111	BA	121192	Abstracting Assistant VI	N	SR15	BU03	P	B	1.00	\$ 61,332	\$46,608 - \$68,928	N	Hybrid	3	Type of work allows for equally productive work performance when working remotely.	RecordEase report
LNR111	BA	118856	Land Document Receiving Clerk II	N	SR21	BU03	P	B	1.00	\$ 58,932	\$58,932 - \$87,252	N	Hybrid	3	Type of work allows for equally productive work performance when working remotely.	RecordEase report
LNR111	BA	8798	Abstracting Assistant V	N	SR13	BU03	P	B	1.00	\$ 46,608	\$43,068 - \$63,696	N	Hybrid	3	Type of work allows for equally productive work performance when working remotely.	RecordEase report
LNR111	BA	110302	Abstracting Assistant IV	N	SR11	BU03	P	B	1.00	\$ 41,388	\$39,816 - \$58,932	N	Hybrid	3	Type of work allows for equally productive work performance when working remotely.	RecordEase report
LNR111	BA	141	Abstractor IX	N	SR21	BU03	P	B	1.00	\$ 77,520	\$58,932 - \$87,252	N	Hybrid	3	Type of work allows for equally productive work performance when working remotely.	RecordEase report

Department of Land and Natural Resources  
Positions that are authorized to telework as of November 30, 2023

Table 22

<u>Prog ID</u>	<u>Sub-Org</u>	<u>Position Number</u>	<u>Position Title</u>	<u>Exempt (Y/N)</u>	<u>SR Level</u>	<u>BU Code</u>	<u>T/P</u>	<u>MOF</u>	<u>FTE</u>	<u>Budgeted Amount</u>	<u>Actual Salary Last Paid</u>	<u>Occupied by 89-Day Hire (Y/N)</u>	<u>Telework Designation (full time or hybrid)</u>	<u>Number of Telework Days a Week</u>	<u>Reason for Telework</u>	<u>Process to Evaluate Job Performance</u>
LNR111	BA	33257	Land Court Document Receiving Clerk I	N	SR17	BU03	P	B	1.00	\$ 61,332	\$50,388 - \$74,580	N	Hybrid	3	Type of work allows for equally productive work performance when working remotely.	RecordEase report
LNR111	BA	118408	Abstracting Assistant IV	N	SR11	BU03	P	B	1.00	\$ 39,816	\$39,816 - \$58,932	N	Hybrid	3	Type of work allows for equally productive work performance when working remotely.	RecordEase report
LNR141	GA	12391	Secretary II	N	SR14	BU03	P	A	1.00	\$ 44,760	\$44,760 - \$66,288	N	Hybrid	3	Type of work allows for equally productive work performance when working remotely.	Telework production log
LNR141	GA	2722	Engineer VI	N	SR28	BU13	P	A	1.00	\$ 114,132	\$83,388 - \$118,704	N	Hybrid	3	Type of work allows for equally productive work performance when working remotely.	Telework production log
LNR141	GA	9714	Engineer III	N	SR22	BU13	P	A	1.00	\$ 54,120	\$60,912 - \$86,712	N	Hybrid	3	Type of work allows for equally productive work performance when working remotely.	Telework production log
LNR141	GA	12771	Engineer V	N	SR26	BU13	P	A	1.00	\$ 90,204	\$74,124 - \$105,516	N	Hybrid	3	Type of work allows for equally productive work performance when working remotely.	Telework production log
LNR141	GA	110157	Engineer V	N	SR26	BU13	P	A	1.00	\$ 80,184	\$74,124 - \$105,516	N	Hybrid	3	Type of work allows for equally productive work performance when working remotely.	Telework production log
LNR141	GA	10119	Engineer V	N	SR26	BU13	P	A	1.00	\$ 101,460	\$74,124 - \$105,516	N	Hybrid	3	Type of work allows for equally productive work performance when working remotely.	Telework production log
LNR141	GA	119309	Engineer V	N	SR26	BU13	P	B	1.00	\$ 90,204	\$74,124 - \$105,516	N	Hybrid	3	Type of work allows for equally productive work performance when working remotely.	Telework production log
LNR141	GA	110156	Engineer V	N	SR26	BU13	P	A	1.00	\$ 93,840	\$74,124 - \$105,516	N	Hybrid	3	Type of work allows for equally productive work performance when working remotely.	Telework production log
LNR141	GA	9716	Engineer III	N	SR22	BU13	P	A	1.00	\$ 63,384	\$60,912 - \$86,712	N	Hybrid	3	Type of work allows for equally productive work performance when working remotely.	Telework production log
LNR141	GA	9742	Engineer VI	N	SR28	BU13	P	A	1.00	\$ 118,704	\$83,388 - \$118,704	N	Hybrid	3	Type of work allows for equally productive work performance when working remotely.	Telework production log
LNR141	GA	10519	Engineer VI	N	SR28	BU13	P	A	1.00	\$ 93,840	\$83,388 - \$118,704	N	Hybrid	3	Type of work allows for equally productive work performance when working remotely.	Telework production log
LNR141	GA	9745	Engineer V	N	SR26	BU13	P	A	1.00	\$ 93,840	\$74,124 - \$105,516	N	Hybrid	3	Type of work allows for equally productive work performance when working remotely.	Telework production log

Department of Land and Natural Resources  
Positions that are authorized to telework as of November 30, 2023

Table 22

<u>Prog ID</u>	<u>Sub-Org</u>	<u>Position Number</u>	<u>Position Title</u>	<u>Exempt (Y/N)</u>	<u>SR Level</u>	<u>BU Code</u>	<u>T/P</u>	<u>MOF</u>	<u>FTE</u>	<u>Budgeted Amount</u>	<u>Actual Salary Last Paid</u>	<u>Occupied by 89-Day Hire (Y/N)</u>	<u>Telework Designation (full time or hybrid)</u>	<u>Number of Telework Days a Week</u>	<u>Reason for Telework</u>	<u>Process to Evaluate Job Performance</u>
LNR141	GA	113219	Engineering Program Manager	N	EM07	BU35	P	A	1.00	\$ 151,020	\$116,712 - \$186,780	N	Hybrid	3	Type of work allows for equally productive work performance when working remotely.	Telework production log
LNR141	GA	9689	Secretary III	N	SR16	BU63	P	A	1.00	\$ 63,696	\$48,456 - \$71,664	N	Hybrid	3	Type of work allows for equally productive work performance when working remotely.	Telework production log
LNR141	GA	52394	Engineer VI	N	SR28	BU13	P	A	1.00	\$ 118,704	\$83,388 - \$118,704	N	Hybrid	3	Type of work allows for equally productive work performance when working remotely.	Telework production log
LNR141	GA	122633	Engineering Program Manager	N	EM07	BU35	P	A	1.00	\$ 137,916	\$116,712 - \$186,780	N	Hybrid	3	Type of work allows for equally productive work performance when working remotely.	Telework production log
LNR141	GA	119308	Geologist II	N	SR28	BU13	P	B	1.00	\$ 118,704	\$83,388 - \$118,704	N	Hybrid	3	Type of work allows for equally productive work performance when working remotely.	Telework production log
LNR141	GA	11271	Engineering Tech VI	N	SR17	BU03	P	B	1.00	\$ 61,332	\$50,388 - \$74,580	N	Hybrid	3	Type of work allows for equally productive work performance when working remotely.	Telework production log
LNR141	GA	118292	Engineer V	N	SR26	BU13	P	B	1.00	\$ 83,388	\$74,124 - \$105,516	N	Hybrid	3	Type of work allows for equally productive work performance when working remotely.	Telework production log
LNR141	GA	52368	Engineer V	N	SR26	BU13	P	B	1.00	\$ 101,460	\$74,124 - \$105,516	N	Hybrid	3	Type of work allows for equally productive work performance when working remotely.	Telework production log
LNR141	GA	118293	Engineer V	N	SR26	BU13	P	B	1.00	\$ 93,840	\$74,124 - \$105,516	N	Hybrid	3	Type of work allows for equally productive work performance when working remotely.	Telework production log
LNR141	GA	52373	Engineer V	N	SR26	BU13	P	B	1.00	\$ 97,560	\$74,124 - \$105,516	N	Hybrid	3	Type of work allows for equally productive work performance when working remotely.	Telework production log
LNR141	GA	118924	Engineer IV	N	SR24	BU13	P	B	1.00	\$ 65,916	\$68,556 - \$97,560	N	Hybrid	3	Type of work allows for equally productive work performance when working remotely.	Telework production log
LNR141	GA	119210	Office Assistant III	N	SR08	BU03	P	B	1.00	\$ 36,072	\$36,072 - \$53,388	N	Hybrid	3	Type of work allows for equally productive work performance when working remotely.	Telework production log
LNR141	GA	10162	Engineer VI	N	SR28	BU13	P	B	1.00	\$ 114,132	\$83,388 - \$118,704	N	Hybrid	3	Type of work allows for equally productive work performance when working remotely.	Telework production log
LNR141	GA	9630	Engineering Program Manager	N	EM07	BU35	P	A	1.00	\$ 142,944	\$116,712 - \$186,780	N	Hybrid	3	Type of work allows for equally productive work performance when working remotely.	Telework production log

Department of Land and Natural Resources  
Positions that are authorized to telework as of November 30, 2023

Table 22

<u>Prog ID</u>	<u>Sub-Org</u>	<u>Position Number</u>	<u>Position Title</u>	<u>Exempt (Y/N)</u>	<u>SR Level</u>	<u>BU Code</u>	<u>T/P</u>	<u>MOF</u>	<u>FTE</u>	<u>Budgeted Amount</u>	<u>Actual Salary Last Paid</u>	<u>Occupied by 89-Day Hire (Y/N)</u>	<u>Telework Designation (full time or hybrid)</u>	<u>Number of Telework Days a Week</u>	<u>Reason for Telework</u>	<u>Process to Evaluate Job Performance</u>
LNR141	GA	111748	Engineering Program Administrator	N	EM08	BU35	P	A	1.00	\$ 160,452	\$122,532 - \$196,152	N	Hybrid	3	Type of work allows for equally productive work performance when working remotely.	Telework production log
LNR141	GA	13173	Engineer V	N	SR26	BU13	P	A	1.00	\$ 86,712	\$74,124 - \$105,516	N	Hybrid	3	Type of work allows for equally productive work performance when working remotely.	Telework production log
LNR141	GA	120715	Secretary II	N	SR14	BU03	P	B	1.00	\$ 44,760	\$44,760 - \$66,288	N	Hybrid	3	Type of work allows for equally productive work performance when working remotely.	Telework production log
LNR141	GA	9715	Engineer V	N	SR26	BU13	P	A	1.00	\$ 81,744	\$74,124 - \$105,516	N	Hybrid	3	Type of work allows for equally productive work performance when working remotely.	Telework production log
LNR401	CA	39764	Education Specialist IV (Aquatic Resources)	N	SR22	BU13	P	A	1.00	\$ 65,664	\$60,912 - \$86,712	N	Hybrid	3	Type of work allows for equally productive work performance when working remotely.	Telework production log
LNR401	CA	32237	Aquatic Biologist IV	N	SR22	BU13	P	A	1.00	\$ 86,376	\$60,912 - \$86,712	N	Hybrid	3	Type of work allows for equally productive work performance when working remotely.	Telework production log
LNR401	CA	122916	Aquatic Biologist III	N	SR20	BU13	P	A	1.00	\$ 68,280	\$56,280 - \$80,184	N	Hybrid	3	Type of work allows for equally productive work performance when working remotely.	Telework production log
LNR401	CA	123145	Research Statistician III	N	SR20	BU13	P	A	1.00	\$ 63,096	\$56,280 - \$80,184	N	Hybrid	3	Type of work allows for equally productive work performance when working remotely.	Telework production log
LNR401	CA	118216	Aquatic Biologist III	N	SR20	BU13	P	A	1.00	\$ 60,660	\$56,280 - \$80,184	N	Hybrid	3	Type of work allows for equally productive work performance when working remotely.	Telework production log
LNR401	CA	10905	Aquatic Biologist IV	N	SR22	BU13	P	A	1.00	\$ 83,064	\$60,912 - \$86,712	N	Hybrid	3	Type of work allows for equally productive work performance when working remotely.	Telework production log
LNR401	CA	122714	Aquatic Biologist IV	N	SR22	BU13	P	A	1.00	\$ 63,096	\$60,912 - \$86,712	N	Hybrid	3	Type of work allows for equally productive work performance when working remotely.	Telework production log
LNR401	CA	24057	Aquatic Biologist IV	N	SR22	BU13	P	A	1.00	\$ 65,664	\$60,912 - \$86,712	N	Hybrid	3	Type of work allows for equally productive work performance when working remotely.	Telework production log
LNR401	CA	120817	Fishery Technician IV	N	SR13	BU03	P	A	1.00	\$ 45,216	\$43,068 - \$63,696	N	Hybrid	3	Type of work allows for equally productive work performance when working remotely.	Telework production log
LNR401	CA	27074	Aquatic Biologist IV	N	SR22	BU13	P	A	1.00	\$ 89,820	\$60,912 - \$86,712	N	Hybrid	3	Type of work allows for equally productive work performance when working remotely.	Telework production log

Department of Land and Natural Resources  
Positions that are authorized to telework as of November 30, 2023

Table 22

<u>Prog ID</u>	<u>Sub-Org</u>	<u>Position Number</u>	<u>Position Title</u>	<u>Exempt (Y/N)</u>	<u>SR Level</u>	<u>BU Code</u>	<u>T/P</u>	<u>MOF</u>	<u>FTE</u>	<u>Budgeted Amount</u>	<u>Actual Salary Last Paid</u>	<u>Occupied by 89-Day Hire (Y/N)</u>	<u>Telework Designation (full time or hybrid)</u>	<u>Number of Telework Days a Week</u>	<u>Reason for Telework</u>	<u>Process to Evaluate Job Performance</u>
LNR402	DA	122076	Program Specialist V	N	SR24	BU13	P	N	0.50	\$ 35,508	\$68,556 - \$97,560	N	Hybrid	4	Type of work allows for equally productive work performance when working remotely.	Telework production log
LNR402	DA	27073	Wildlife Biologist V	N	SR24	BU13	P	A	1.00	\$ 76,788	\$68,556 - \$97,560	N	Hybrid	4	Type of work allows for equally productive work performance when working remotely.	Telework production log
LNR402	DA	50940	Wildlife Biologist V	N	SR24	BU13	P	A	0.50	\$ 36,918	\$68,556 - \$97,560	N	Hybrid	4	Type of work allows for equally productive work performance when working remotely.	Telework production log
LNR402	DB	50940	Wildlife Biologist V	N	SR24	BU13	P	P	0.50	\$ 36,918	\$68,556 - \$97,560	N	Hybrid	4	Type of work allows for equally productive work performance when working remotely.	Telework production log
LNR402	DA	26773	Office Assistant IV	N	SR10	BU03	P	A	1.00	\$ 50,880	\$38,328 - \$56,676	N	Hybrid	2	Type of work allows for equally productive work performance when working remotely.	Telework production log
LNR402	DA	27026	Botanist V	N	SR24	BU13	P	A	1.00	\$ 86,376	\$68,556 - \$97,560	N	Hybrid	4	Type of work allows for equally productive work performance when working remotely.	Telework production log
LNR402	DA	2860	Secretary III	N	SR16	BU63	P	A	1.00	\$ 54,984	\$48,456 - \$71,664	N	Hybrid	3	Type of work allows for equally productive work performance when working remotely.	Telework production log
LNR404	GC	113074	State Drought & Water Conservation Coordinator	Y	SRNA	BU13	P	B	1.00	\$ 105,528	\$ 105,528	N	Hybrid	2	Type of work allows for equally productive work performance when working remotely.	Telework production log
LNR404	GC	122716	Planner IV	N	SR22	BU13	P	B	1.00	\$ 65,916	\$60,912 - \$86,712	N	Hybrid	3	Type of work allows for equally productive work performance when working remotely.	Telework production log
LNR404	GC	111495	Secretary II	N	SR14	BU03	P	A	1.00	\$ 61,332	\$44,760 - \$66,288	N	Hybrid	3	Type of work allows for equally productive work performance when working remotely.	Telework production log
LNR407	NA	119249	Entomologist V	N	SR24	BU13	P	A	1.00	\$ 86,376	\$68,556 - \$97,560	N	Hybrid	4	Type of work allows for equally productive work performance when working remotely.	Telework production log
LNR407	NA	118332	Planner V	N	SR24	BU13	P	A	1.00	\$ 68,280	\$68,556 - \$97,560	N	Hybrid	3	Type of work allows for equally productive work performance when working remotely.	Telework production log
LNR801	CH	122882	Boating & Ocean Recreation Assistant Administrator	N	EM05	BU35	P	B	1.00	\$ 143,047	\$105,900 - \$169,416	N	Hybrid	2	Type of work allows for equally productive work performance when working remotely.	Telework production log
LNR801	CH	118867	General Professional V	N	SR24	BU13	P	B	1.00	\$ 73,836	\$68,556 - \$97,560	N	Hybrid	1	Type of work allows for equally productive work performance when working remotely.	Telework production log

Department of Land and Natural Resources  
Positions that are authorized to telework as of November 30, 2023

Table 22

<u>Prog ID</u>	<u>Sub-Org</u>	<u>Position Number</u>	<u>Position Title</u>	<u>Exempt (Y/N)</u>	<u>SR Level</u>	<u>BU Code</u>	<u>T/P</u>	<u>MOF</u>	<u>FTE</u>	<u>Budgeted Amount</u>	<u>Actual Salary Last Paid</u>	<u>Occupied by 89-Day Hire (Y/N)</u>	<u>Telework Designation (full time or hybrid)</u>	<u>Number of Telework Days a Week</u>	<u>Reason for Telework</u>	<u>Process to Evaluate Job Performance</u>
LNR801	CH	11930	Engineer VI	N	SR28	BU13	P	B	1.00	\$ 97,212	\$83,388 - \$118,704	N	Hybrid	5	Type of work allows for equally productive work performance when working remotely.	Telework production log
LNR801	CH	121927	Property Manager VI	N	SR26	BU13	P	B	1.00	\$ 83,064	\$74,124 - \$105,516	N	Hybrid	2	Type of work allows for equally productive work performance when working remotely.	Telework production log
LNR802	HP	102283	Historic Preservation Systems Manager	Y	SRNA	BU13	P	N	1.00	\$ 96,024	\$ 92,700	N	Hybrid	3	Type of work allows for equally productive work performance when working remotely.	Telework production log
LNR802	HP	100378	Architectural Historian	Y	SRNA	BU13	P	N	1.00	\$ 65,928	\$ 63,648	N	Hybrid	3	Type of work allows for equally productive work performance when working remotely.	Telework production log
LNR802	HP	122901	Office Assistant III	N	SR08	BU03	P	A	1.00	\$ 37,872	\$36,072 - \$53,388	N	Hybrid	4	Type of work allows for equally productive work performance when working remotely.	Telework production log
LNR802	HP	122902	Office Assistant III	N	SR08	BU03	P	A	1.00	\$ 37,872	\$36,072 - \$53,388	N	Hybrid	3	Type of work allows for equally productive work performance when working remotely.	Telework production log
LNR802	HP	122469	Office Assistant III	N	SR08	BU03	P	A	1.00	\$ 41,040	\$36,072 - \$53,388	N	Hybrid	4	Type of work allows for equally productive work performance when working remotely.	Telework production log
LNR802	HP	26603	Office Assistant III	N	SR08	BU03	P	A	1.00	\$ 37,872	\$36,072 - \$53,388	N	Hybrid	4	Type of work allows for equally productive work performance when working remotely.	Telework production log
LNR802	HP	122798	Historic Preservation Archaeologist IV	Y	SRNA	BU13	P	A	1.00	\$ 101,500	\$ 104,004	N	Hybrid	4	Type of work allows for equally productive work performance when working remotely.	Telework production log
LNR802	HP	102064	Historic Preservation Archaeologist III	Y	SRNA	BU13	P	N	1.00	\$ 68,724	\$ 66,348	N	Hybrid	4	Type of work allows for equally productive work performance when working remotely.	Telework production log
LNR804	DA	122076	Program Specialist V	N	SR24	BU13	P	N	0.50	\$ 35,508	\$68,556 - \$97,560	N	Hybrid	4	Type of work allows for equally productive work performance when working remotely.	Telework production log
LNR804	DA	27072	Wildlife Biologist V	N	SR24	BU13	P	A	1.00	\$ 79,872	\$68,556 - \$97,560	N	Hybrid	1	Type of work allows for equally productive work performance when working remotely.	Telework production log
LNR806	FA	121100	Park Interpretive Program Specialist	N	SR22	BU13	P	A	1.00	\$ 71,016	\$60,912 - \$86,712	N	Hybrid	1	Type of work allows for equally productive work performance when working remotely.	Telework production log
LNR806	FA	51462	Park Interpretive Program Specialist	N	SR22	BU13	P	A	1.00	\$ 65,664	\$60,912 - \$86,712	N	Hybrid	1	Type of work allows for equally productive work performance when working remotely.	Telework production log



Department of Land and Natural Resources  
Positions that are authorized to telework as of November 30, 2023

Table 22

<u>Prog ID</u>	<u>Sub-Org</u>	<u>Position Number</u>	<u>Position Title</u>	<u>Exempt (Y/N)</u>	<u>SR Level</u>	<u>BU Code</u>	<u>T/P</u>	<u>MOF</u>	<u>FTE</u>	<u>Budgeted Amount</u>	<u>Actual Salary Last Paid</u>	<u>Occupied by 89-Day Hire (Y/N)</u>	<u>Telework Designation (full time or hybrid)</u>	<u>Number of Telework Days a Week</u>	<u>Reason for Telework</u>	<u>Process to Evaluate Job Performance</u>
LNR806	FA	118919	Property Manager IV	N	SR22	BU13	P	A	1.00	\$ 68,280	\$60,912 - \$86,712	N	Hybrid	1	Type of work allows for equally productive work performance when working remotely.	Telework production log
LNR806	FA	122850	Property Manager IV	N	SR22	BU13	P	A	1.00	\$ 65,664	\$60,912 - \$86,712	N	Hybrid	1	Type of work allows for equally productive work performance when working remotely.	Telework production log
LNR806	FA	12258	Parks Program Manager	N	EM05	BU31	P	A	1.00	\$ 131,320	\$105,900 - \$169,416	N	Hybrid	1	Type of work allows for equally productive work performance when working remotely.	Telework production log
LNR906	AA	46075	Human Resources Specialist VI	N	SR26	BU73	P	A	1.00	\$ 86,376	\$74,124 - \$105,516	N	Hybrid	2	Type of work allows for equally productive work performance when working remotely.	Telework production log
LNR906	AA	13141	Departmental Human Resources Officer III	N	EM05	BU35	P	A	1.00	\$ 143,047	\$105,900 - \$169,416	N	Hybrid	2	Type of work allows for equally productive work performance when working remotely.	Telework production log
LNR906	AA	117517	Communications Director	Y	SRNA	BU93	T	B	1.00	\$ 139,380	\$ 134,544	N	Hybrid	1	Type of work allows for equally productive work performance when working remotely.	Telework production log
LNR906	AA	118100	Information Technology Band B	N	SR22	BU13	P	A	1.00	\$ 79,872	\$60,912 - \$86,712	N	Hybrid	3	Type of work allows for equally productive work performance when working remotely.	Telework production log
LNR906	AA	111074	State Land Information System Manager	Y	SRNA	BU13	P	B	1.00	\$ 87,612	\$ 84,576	N	Hybrid	3	Type of work allows for equally productive work performance when working remotely.	Telework production log
LNR906	AA	118099	Information Technology Band B	N	SR24	BU13	P	A	1.00	\$ 76,788	\$68,556 - \$97,560	N	Hybrid	3	Type of work allows for equally productive work performance when working remotely.	Telework production log
LNR906	AA	121036	Information Technology Band B	N	SR22	BU13	P	A	0.12	\$ 9,598	\$60,912 - \$86,712	N	Hybrid	2	Type of work allows for equally productive work performance when working remotely.	Telework production log
LNR906	AA	121036	Information Technology Band B	N	SR22	BU13	P	B	0.88	\$ 67,190	\$60,912 - \$86,712	N	Hybrid	2	Type of work allows for equally productive work performance when working remotely.	Telework production log
LNR906	AA	46643	Information Technology Band C	N	SR24	BU13	P	A	1.00	\$ 89,820	\$68,556 - \$97,560	N	Hybrid	3	Type of work allows for equally productive work performance when working remotely.	Telework production log
LNR906	AA	124599	Information Technology Band B	N	SR22	BU13	P	A	1.00	\$ 64,620	\$60,912 - \$86,712	N	Hybrid	3	Type of work allows for equally productive work performance when working remotely.	Telework production log
LNR906	AA	117198	Information Technology Band B	N	SR22	BU13	P	B	1.00	\$ 68,260	\$60,912 - \$86,712	N	Hybrid	3	Type of work allows for equally productive work performance when working remotely.	Telework production log

Department of Land and Natural Resources  
Positions that are authorized to telework as of November 30, 2023

Table 22

<u>Prog ID</u>	<u>Sub-Org</u>	<u>Position Number</u>	<u>Position Title</u>	<u>Exempt (Y/N)</u>	<u>SR Level</u>	<u>BU Code</u>	<u>T/P</u>	<u>MOF</u>	<u>FTE</u>	<u>Budgeted Amount</u>	<u>Actual Salary Last Paid</u>	<u>Occupied by 89-Day Hire (Y/N)</u>	<u>Telework Designation (full time or hybrid)</u>	<u>Number of Telework Days a Week</u>	<u>Reason for Telework</u>	<u>Process to Evaluate Job Performance</u>
LNR906	AA	46644	Information Technology Band B	N	SR22	BU13	P	A	1.00	\$ 86,376	\$60,912 - \$86,712	N	Hybrid	3	Type of work allows for equally productive work performance when working remotely.	Telework production log
LNR906	AA	48167	Information Technology Band B	N	SR22	BU13	P	A	0.12	\$ 9,984	\$60,912 - \$86,712	N	Hybrid	3	Type of work allows for equally productive work performance when working remotely.	Telework production log
LNR906	AA	48167	Information Technology Band B	N	SR22	BU13	P	B	0.88	\$ 69,888	\$60,912 - \$86,712	N	Hybrid	3	Type of work allows for equally productive work performance when working remotely.	Telework production log
LNR906	AA	39663	Information Technology Band D	N	EM05	BU35	P	A	1.00	\$ 143,047	\$105,900 - \$169,416	N	Hybrid	3	Type of work allows for equally productive work performance when working remotely.	Telework production log
LNR906	AA	42809	Information Technology Band C	N	SR24	BU13	P	A	1.00	\$ 97,212	\$68,556 - \$97,560	N	Hybrid	3	Type of work allows for equally productive work performance when working remotely.	Telework production log
LNR906	AA	117655	Information Technology Band B	N	SR22	BU13	P	A	0.12	\$ 9,230	\$60,912 - \$86,712	N	Hybrid	3	Type of work allows for equally productive work performance when working remotely.	Telework production log
LNR906	AA	117655	Information Technology Band B	N	SR22	BU13	P	B	0.88	\$ 64,606	\$60,912 - \$86,712	N	Hybrid	3	Type of work allows for equally productive work performance when working remotely.	Telework production log

Department of Land and Natural Resources  
Work-related travel as of November 30, 2023

Table 23

<u>Prog ID</u>	<u>Sub-Org</u>	<u>Position Number</u>	<u>Job Title</u>	<u>Start Date</u>	<u>End Date</u>	<u>Justification for Travel</u>	<u>Full Agenda Y/N?</u>	<u>Meetings Attended Y/N?</u>	<u>Training Sessions Y/N?</u>	<u>Total Cost of Trip</u>	<u>Cost Paid by State or Other Entity?</u>	<u>Final Report of Travel Y/N?</u>
LNR101	EA	00013369	State Land Surveyor, Administrator (AGS)	1/4/2023	1/4/2023	Kauai Shoreline Site Inspection KA-466, 467	Y	N	N	\$ 109.81	Other	Y
LNR101	EA	00111576	Special Projects Coordinator	1/4/2023	1/4/2023	Kauai Shoreline Site Inspection KA-466, 467	Y	N	N	\$ 181.81	Other	Y
LNR101	EA	00125062	Planner VI	1/5/2023	1/5/2023	Kauai NASA Kokee Site Visit	Y	N	N	\$ 143.80	State	Y
LNR101	EA	00122500	Planner V	1/5/2023	1/5/2023	Kauai NASA Kokee Site Visit	Y	N	N	\$ 125.80	State	Y
LNR101	EA	00111435	Project Development Specialist	1/5/2023	1/5/2023	Kauai NASA Kokee Site Visit	Y	N	N	\$ 216.80	State	Y
LNR101	EA	00111576	Special Projects Coordinator	1/5/2023	1/5/2023	Kauai NASA Kokee Site Visit	Y	N	N	\$ 147.80	State	Y
LNR101	EA	N/A	U.H.Coastal Lands Coordinator	2/23/2023	2/23/2023	Shoreline Restoration Meeting	N	Y	N	\$ 163.20	State	N
LNR101	EA	00013369	State Land Surveyor Administrator (AGS)	2/25/2023	2/25/2023	Maui Shoreline Site Inspection MA-799, 807, 809, 808	Y	N	N	\$ 129.40	Other	Y
LNR101	EA	00111576	Special Projects Coordinator	2/25/2023	2/25/2023	Maui Shoreline Site Inspection MA-799, 807, 809, 808	Y	N	N	\$ 201.90	Other	Y
LNR101	EA	00111074	State Lands Information Systems Manager	2/27/2023	2/27/2023	Hilo, Hawaii to perform a DLNR site network audit	Y	N	N	\$ 148.40	State	Y
LNR101	EA	00048167	IT Specialist (Admin)	2/27/2023	2/27/2023	Hilo, Hawaii to perform a DLNR site network audit	Y	N	N	\$ 220.90	State	Y
LNR101	EA	118782	OCCL Planner	3/15/2023	3/15/2023	Site Inspection at Hana, Kaupo, etc.	N	N	N	\$ 239.92	State	N
LNR101	EA	26433	OCCL Senior Planner	3/15/2023	3/15/2023	Site Inspection at Hana, Kaupo, etc.	N	N	N	\$ 119.92	State	N
LNR101	EA	39428	OCCL Administrator	3/18/2023	3/18/2023	Coastal Restoration Projects	N	Y	N	\$ 350.62	State	N
LNR101	EA	N/A	U.H.Coastal Lands Coordinator	3/18/2023	3/18/2023	Coastal Restoration Projects	N	Y	N	\$ 257.02	State	N
LNR101	EA	118782	OCCL Planner	3/18/2023	3/18/2023	Coastal Restoration Projects	N	Y	N	\$ 256.02	State	N
LNR101	EA	00013369	State Land Surveyor, Administrator (AGS)	3/25/2023	3/25/2023	Kauai Shoreline Site Inspection KA-469, 471	Y	N	N	\$ 138.90	Other	Y
LNR101	EA	00111576	Special Projects Coordinator	3/25/2023	3/25/2023	Kauai Shoreline Site Inspection KA-469, 471	Y	N	N	\$ 215.90	Other	Y
LNR101	EA	00121586	Shoreline Specialist	3/25/2023	3/25/2023	Kauai Shoreline Site Inspection KA-469, 471	Y	N	N	\$ 138.90	Other	Y
LNR101	EA	00002748	Land Boundary Surveyor IV (AGS)	4/12/2023	4/12/2023	Molokai Shoreline Site Inspection MO-191	Y	N	N	\$ 334.01	Other	Y
LNR101	EA	00121586	Shoreline Specialist	4/12/2023	4/12/2023	Molokai Shoreline Site Inspection MO-191	Y	N	N	\$ 278.01	Other	Y
LNR101	EA	00013369	State Land Surveyor, Administrator (AGS)	4/15/2023	4/15/2023	Maui Shoreline Site Inspection MA-805,806,802,811,810	Y	N	N	\$ 158.40	Other	Y
LNR101	EA	00111576	Special Projects Coordinator	4/15/2023	4/15/2023	Maui Shoreline Site Inspection MA-805,806,802,811,810	Y	N	N	\$ 225.40	Other	Y

Department of Land and Natural Resources  
Work-related travel as of November 30, 2023

Table 23

<u>Prog ID</u>	<u>Sub-Org</u>	<u>Position Number</u>	<u>Job Title</u>	<u>Start Date</u>	<u>End Date</u>	<u>Justification for Travel</u>	<u>Full Agenda Y/N?</u>	<u>Meetings Attended Y/N?</u>	<u>Training Sessions Y/N?</u>	<u>Total Cost of Trip</u>	<u>Cost Paid by State or Other Entity?</u>	<u>Final Report of Travel Y/N?</u>
LNR101	EA	00121586	Shoreline Specialist	4/15/2023	4/15/2023	Maui Shoreline Site Inspection MA-805,806,802,811,810	Y	N	N	\$ 148.40	Other	Y
LNR101	EA	00002748	Land Boundary Surveyor IV (AGS)	4/18/2023	4/18/2023	Lanai Shoreline Site Inspection LA-031	Y	N	N	\$ 387.26	Other	Y
LNR101	EA	00121586	Shoreline Specialist	4/18/2023	4/18/2023	Lanai Shoreline Site Inspection LA-031	Y	N	N	\$ 220.00	Other	Y
LNR101	EA	39428	OCCL Administrator	4/21/2023	4/21/2023	Site Inspection at W. Kauai, Waimea	N	N	N	\$ 158.70	State	Y
LNR101	EA	N/A	U.H.Coastal Lands Coordinator	4/21/2023	4/21/2023	Site Inspection at W. Kauai, Waimea	N	N	N	\$ 157.91	State	Y
LNR101	EA	121527	Shoreline Specialist	4/21/2023	4/21/2023	Site Inspection at W. Kauai, Waimea	N	N	N	\$ 157.91	State	Y
LNR101	EA	N/A	U.H.Coastal Lands Coordinator	4/27/2023	4/28/2023	Site Inspection: Dune Restoration Sites	N	Y	N	\$ 356.26	State	N
LNR101	EA	39428	OCCL Administrator	5/5/2023	5/5/2023	Site Inspection: Coco Palms	N	Y	N	\$ 289.14	State	Y
LNR101	EA	N/A	DLNR Chairperson	5/5/2023	5/5/2023	Site Inspection: Coco Palms	N	Y	N	\$ 188.14	State	Y
LNR101	EA	N/A	DLNR Dep. Director	5/5/2023	5/5/2023	Site Inspection: Coco Palms	N	Y	N	\$ 168.14	State	Y
LNR101	EA	00013369	State Land Surveyor, Administrator (AGS)	5/15/2023	5/15/2023	Maui Shoreline Site Inspection MA-810, 812	Y	N	N	\$ 157.90	Other	Y
LNR101	EA	00111576	Special Projects Coordinator	5/15/2023	5/15/2023	Maui Shoreline Site Inspection MA-810, 812	Y	N	N	\$ 215.90	Other	Y
LNR101	EA	00121586	Shoreline Specialist	5/15/2023	5/15/2023	Maui Shoreline Site Inspection MA-810, 812	Y	N	N	\$ 157.90	Other	Y
LNR101	EA	00013369	State Land Surveyor, Administrator (AGS)	6/13/2023	6/13/2023	Kauai Shoreline Site Inspection KA-474, 475, 478, 477, 476	Y	N	N	\$ 148.39	Other	Y
LNR101	EA	00121586	Shoreline Specialist	6/13/2023	6/13/2023	Kauai Shoreline Site Inspection KA-474, 475, 478, 477, 476	Y	N	N	\$ 225.39	Other	Y
LNR101	EA	N/A	U.H. Maui Coastal Dune Specialist	6/15/2023	6/15/2023	Site Inspection: Coco Palms	N	N	N	\$ 77.89	State	N
LNR101	EA	00100087	Deputy Attorney General (AG)	7/7/2023	7/7/2023	Kauai Meeting with Plaintiffs for West Kauai Hydropower Case	Y	Y	N	\$ 182.49	State	Y
LNR101	EA	00013369	State Land Surveyor, Administrator (AGS)	7/17/2023	7/17/2023	Maui Shoreline Site Inspection MA-813, 814	Y	N	N	\$ 112.39	Other	Y
LNR101	EA	00111576	Special Projects Coordinator	7/17/2023	7/17/2023	Maui Shoreline Site Inspection MA-813, 814	Y	N	N	\$ 189.39	Other	Y
LNR101	EA	00121586	Shoreline Specialist	7/17/2023	7/17/2023	Maui Shoreline Site Inspection MA-813, 814	Y	N	N	\$ 112.39	Other	Y
LNR101	EA	39429	OCCL Planner	7/26/2023	7/26/2023	Site Inspection: U.S. Space, Force, Haleakala	N	N	N	\$ 233.14	State	Y
LNR101	EA	39428	OCCL Administrator	7/26/2023	7/26/2023	Site Inspection: U.S. Space, Force, Haleakala	N	N	N	\$ 179.96	State	Y

Department of Land and Natural Resources  
Work-related travel as of November 30, 2023

Table 23

<u>Prog ID</u>	<u>Sub-Org</u>	<u>Position Number</u>	<u>Job Title</u>	<u>Start Date</u>	<u>End Date</u>	<u>Justification for Travel</u>	<u>Full Agenda Y/N?</u>	<u>Meetings Attended Y/N?</u>	<u>Training Sessions Y/N?</u>	<u>Total Cost of Trip</u>	<u>Cost Paid by State or Other Entity?</u>	<u>Final Report of Travel Y/N?</u>
LNR101	EA	00100938	Deputy Attorney General (AG)	8/16/2023	8/16/2023	Hilo PTA Lease Inspection	Y	N	N	\$ 150.39	State	Y
LNR101	EA	00111435	Project Development Specialist	8/16/2023	8/16/2023	Hilo PTA Lease Inspection	Y	N	N	\$ 150.39	State	Y
LNR101	EA	00122500	Planner V	8/23/2023	8/23/2023	Kona, Hawaii to conduct a site visit of Pohakuloa Army Training Area	Y	N	N	\$ 131.40	Other	Y
LNR101	EA	00111576	Special Projects Coordinator	8/23/2023	8/23/2023	Kona, Hawaii to conduct a site visit of Pohakuloa Army Training Area	Y	N	N	\$ 208.40	Other	Y
LNR101	EA	26433	OCCL Senior Planner	8/23/2023	8/23/2023	Site Inspection: Pohakuloa Trng. Area	N	N	N	\$ 198.89	State	N
LNR101	EA	118782	OCCL Planner	8/23/2023	8/23/2023	Site Inspection: Pohakuloa Trng. Area	N	N	N	\$ 121.89	State	N
LNR101	EA	26433	OCCL Senior Planner	8/29/2023	8/29/2023	Site Inspection: Ahukini Bike Path	N	N	N	\$ 150.39	State	Y
LNR101	EA	39429	OCCL Planner	8/29/2023	8/29/2023	Site Inspection: Ahukini Bike Path	N	N	N	\$ 252.39	State	Y
LNR101	EA	39428	OCCL Administrator	9/18/2023	9/18/2023	Small Scale Bch. Nourishment Meeting	N	Y	N	\$ 201.18	State	N
LNR101	EA	N/A	U.H. Coastal Lands Coordinator	9/18/2023	9/18/2023	Small Scale Bch. Nourishment Meeting	N	Y	N	\$ 150.39	State	N
LNR101	EA	N/A	U.H. Legal Fellow	9/18/2023	9/18/2023	Small Scale Bch. Nourishment Meeting	N	Y	N	\$ 145.70	State	N
LNR101	EA	00111576	Special Projects Coordinator	9/26/2023	9/26/2023	Maui to attend the internal onsite meeting at Honolua	Y	Y	N	\$ 140.90	State	Y
LNR101	EA	39428	OCCL Administrator	9/26/2023	9/26/2023	Site Inspection: Coco Palms	N	Y	N	\$ 234.90	State	N
LNR101	EA	N/A	AG/Dep. Attorney	9/26/2023	9/26/2023	Site Inspection: Coco Palms	N	Y	N	\$ 135.90	State	N
LNR101	EA	N/A	U.H. Legal Fellow	9/26/2023	9/26/2023	Site Inspection: Coco Palms	N	Y	N	\$ 157.08	State	N
LNR101	EA	26433	OCCL Senior Planner	9/29/2023	9/29/2023	Site Visits: Nat'l. Bot. Gdn.; Various Sites	N	N	N	\$ 197.54	State	N
LNR101	EA	39429	OCCL Planner	9/29/2023	9/29/2023	Site Visits: Nat'l. Bot. Gdn.; Various Sites	N	N	N	\$ 299.54	State	N
LNR101	EA	39428	OCCL Administrator	9/30/2023	9/30/2023	Molokai Community Listening Sessions	N	Y	N	\$ 270.00	State	Y
LNR101	EA	00111576	Special Projects Coordinator	10/11/2023	10/11/2023	Lihue, Kauai Briefing with the Kauai County Council	Y	Y	N	\$ 150.39	State	Y
LNR101	EA	00002748	Land Boundary Surveyor IV (DAGS)	10/17/2023	10/17/2023	Molokai Shoreline Site Inspection MO-192	Y	N	N	\$ 374.00	Other	Y
LNR101	EA	00121586	Shoreline Specialist	10/17/2023	10/17/2023	Molokai Shoreline Site Inspection MO-192	Y	N	N	\$ 297.00	Other	Y
LNR101	EA	00120503	Applications/Systems Analyst	10/19/2023	10/19/2023	Lihue to gather information of Kauai Land Office Network	Y	N	N	\$ 140.79	State	Y
LNR101	EA	00046643	ITS V Network (Admin)	10/19/2023	10/19/2023	Lihue to gather information of Kauai Land Office Network	Y	N	N	\$ 140.79	State	Y
LNR101	EA	N/A	U.H. Coastal Lands Coordinator	10/30/2023	10/30/2023	Meeting w/Resorts: Dune Restoration	N	Y	N	\$ 142.79	State	N
LNR101	EA	39428	OCCL Administrator	11/4/2023	11/4/2023	Kauai Community Listening Sessions	N	Y	N	\$ 208.99	State	Y

Department of Land and Natural Resources  
Work-related travel as of November 30, 2023

Table 23

<u>Prog ID</u>	<u>Sub-Org</u>	<u>Position Number</u>	<u>Job Title</u>	<u>Start Date</u>	<u>End Date</u>	<u>Justification for Travel</u>	<u>Full Agenda Y/N?</u>	<u>Meetings Attended Y/N?</u>	<u>Training Sessions Y/N?</u>	<u>Total Cost of Trip</u>	<u>Cost Paid by State or Other Entity?</u>	<u>Final Report of Travel Y/N?</u>
LNR101	EA	00111576	Special Projects Coordinator	11/29/2023	11/29/2023	Inspection of Wailua and Lower Kapahi Dams, East Kauai Reservoirs, with Dam Safety and other Engineering staff	Y	N	N	\$ 140.29	State	Y
LNR101	EA	00013369	State Land Surveyor, Administrator (AGS)	11/30/2023	11/30/2023	Kona, Hawaii Shoreline Site Inspection HA-537-1, HA-637	Y	N	N	\$ 152.30	Other	Y
LNR101	EA	00121586	Shoreline Specialist	11/30/2023	11/30/2023	Kona, Hawaii Shoreline Site Inspection HA-537-1, HA-637	Y	N	N	\$ 229.30	Other	Y
LNR101	EA	00121586	Shoreline Specialist	2/25/2025	2/25/2023	Maui Shoreline Site Inspection MA-799, 807, 809, 808	Y	N	N	\$ 129.40	Other	Y
LNR102	EB	N/A	LLCC Commissioner #3	1/11/2023	1/11/2023	PI Group Field Visit w/ FY2023 grant applicant (Kauai)	Y	Y	N	\$ 380.00	State	Y
LNR102	EB	118345	Program Specialist	1/11/2023	1/11/2023	PI Group Field Visit w/ FY2023 grant applicant (Kauai)	Y	Y	N	\$ 253.00	State	N
LNR102	EB	118345	Legacy Land Commissioner	1/11/2023	1/11/2023	LLCC field visit	Y	N	N	\$ 185.33	State	N
LNR102	EB	N/A	LLCC Commissioner #2	1/18/2023	1/18/2023	PI Group Field Visit w/ FY2023 grant applicant (Oahu)	Y	Y	N	\$ 546.00	State	Y
LNR102	EB	N/A	LLCC Commissioner #1	1/19/2023	1/19/2023	PI Group Field Visit w/ FY2023 grant applicant (Oahu)	Y	Y	N	\$ 144.00	State	Y
LNR102	EB	12464	Cooperative Resource Management Forester	1/20/2023	1/25/2023	Trimarco Monitoring, Kona Hema Monitoring, Hawaii Tropical Hardwood Meeting	Y	Y	N	\$ 450.51	State	N
LNR102	EB	N/A	LLCC Commissioner #3	1/24/2023	1/24/2023	PI Group Field Visit w/ FY2023 grant applicant (Molokai)	Y	Y	N	\$ 1,118.00	State	Y
LNR102	EB	N/A	LLCC Commissioner #4	1/26/2023	1/26/2023	PI Group Field Visit w/ FY2023 grant applicant (Maui)	Y	Y	N	\$ 1,186.00	State	Y
LNR102	EB	N/A	LLCC Commissioner #5	2/9/2023	2/10/2023	LLCC Meetings for FY2023 grant recommendations (Oahu)	Y	Y	N	\$ 2,316.00	State	Y
LNR102	EB	118343	Project Development Specialist	8/17/2023	8/17/2023	Site Visits (inspect management of conserved properties)	Y	Y	N	\$ 199.00	State	Y
LNR102	EB	118345	Program Specialist	9/5/2023	9/10/2023	National Land Conservation Conference 2023	Y	Y	Y	\$ 3,815.00	State	N
LNR102	EB	118343	Project Development Specialist	9/5/2023	9/10/2023	National Land Conservation Conference 2023	Y	Y	Y	\$ 3,602.00	State	N
LNR102	EB	118908	Deputy Attorney General	9/5/2023	9/10/2023	National Land Conservation Conference 2023	Y	Y	Y	\$ 3,782.00	State	N

Department of Land and Natural Resources  
Work-related travel as of November 30, 2023

Table 23

<u>Prog ID</u>	<u>Sub-Org</u>	<u>Position Number</u>	<u>Job Title</u>	<u>Start Date</u>	<u>End Date</u>	<u>Justification for Travel</u>	<u>Full Agenda Y/N?</u>	<u>Meetings Attended Y/N?</u>	<u>Training Sessions Y/N?</u>	<u>Total Cost of Trip</u>	<u>Cost Paid by State or Other Entity?</u>	<u>Final Report of Travel Y/N?</u>
LNR111	BA	148	Registrar of Conveyance	2/21/2023	2/23/2023	PRIA Conference	N	Y	N	\$ 2,941.11	State	Y
LNR111	BA	148	Registrar of Conveyance	8/27/2023	9/1/2023	PRIA Conference	N	Y	N	\$ 3,366.02	State	Y
LNR141	GA	52394	Engineer VI	1/19/2023	1/19/2023	Puu Waawaa Assessment	N	Y	N	\$ 88.41	State	Y
LNR141	GA	2722	Engineer VI	1/23/2023	1/23/2023	Hapuna SRA site visit	N	Y	N	\$ 110.41	State	Y
LNR141	GD	117655	IT Specialist IV	3/9/2023	3/9/2023	IT Network/Telecom Equip inv at Maui Annex	N	Y	N	\$ 172.16	State	N
LNR141	GA	9715	Engineer V	3/23/2023	3/23/2023	Hapuna SRA site visit	N	Y	N	\$ 215.29	State	N
LNR141	GA	110157	Engineer V	4/5/2023	4/5/2023	Hulihee Palace site visit	N	Y	N	\$ 119.92	State	N
LNR141	GA	110157	Engineer V	4/10/2023	4/10/2023	Iao Valley Pre final inspec	N	Y	N	\$ 157.91	State	Y
LNR141	GA	113219	Engineering Program Manager	4/10/2023	4/10/2023	Iao Valley Pre final inspec	N	Y	N	\$ 157.91	State	Y
LNR141	GA	10162	Engineer VI	4/17/2023	4/18/2023	Dam Safety Training - Hawaii	Y	Y	Y	\$ 483.83	State	N
LNR141	GA	9715	Engineer V	4/18/2023	4/18/2023	Waimea Canyon Lookout Site visit	N	Y	N	\$ 281.43	State	Y
LNR141	GA	9715	Engineer V	6/1/2023	6/1/2023	Hapuna Beach SRA site visit	N	Y	N	\$ 145.78	State	Y
LNR141	GA	110156	Engineer V	6/8/2023	6/8/2023	DOFAW West HI baseyard site visit	N	Y	N	\$ 129.40	State	Y
LNR141	GA	111748	Engineering Program Administrator	6/11/2023	6/14/2023	American Water Works Assn Conf	Y	Y	Y	\$ 3,210.67	State	N
LNR141	GA	111748	Engineering Program Administrator	6/11/2023	6/14/2023	American Water Works Assn Conf	Y	Y	Y	\$ 260.92	State	N
LNR141	GA	2722	Engineer VI	6/12/2023	6/12/2023	Lahaina Ferry SBH Pier	N	Y	N	\$ 129.40	State	Y
LNR141	GA	9714	Engineer III	6/12/2023	6/12/2023	Lahaina Ferry SBH Pier	N	Y	N	\$ 129.40	State	Y
LNR141	GA	10520	Engineer V	7/25/2023	7/25/2023	HDLO Reno insp	N	Y	N	\$ 305.89	State	Y
LNR141	GA	9715	Engineer V	7/27/2023	7/27/2023	Uncle Billy's Demo Site Visite	N	Y	N	\$ 253.27	State	Y
LNR141	GA	9714	Engineer III	8/8/2023	8/8/2023	Russian Fort hearing	N	Y	N	\$ 148.39	State	Y
LNR141	GA	10520	Engineer V	8/23/2023	8/23/2023	HDLO Reno insp	N	Y	N	\$ 305.89	State	Y
LNR141	GA	2722	Engineer VI	8/24/2023	8/24/2023	Kokee SP Rd Impr Site Visit	N	Y	N	\$ 227.39	State	Y
LNR141	GA	9714	Engineer III	8/24/2023	8/24/2023	Kokee SP Rd Impr Site Visit	N	Y	N	\$ 148.39	State	Y
LNR141	GA	110156	Engineer V	8/24/2023	8/24/2023	East HI Hist Pres Ctr Site Visit	N	Y	N	\$ 260.64	State	N
LNR141	GA	110156	Engineer V	9/13/2023	9/13/2023	East HI Hist Pres Ctr Site Visit	N	Y	N	\$ 255.89	State	N
LNR141	GA	10520	Engineer V	9/26/2023	9/26/2023	HDLO Reno inspection	N	Y	N	\$ 305.89	State	Y
LNR141	GA	2722	Engineer VI	9/29/2023	9/29/2023	Kokee SP Rd Impr Site Visit	N	Y	N	\$ 202.64	State	N
LNR141	GA	111748	Engineering Program Administrator	10/11/2023	10/11/2023	Dam Safety regulatory briefing	N	Y	N	\$ 145.64	State	N
LNR141	GA	10520	Engineer V	10/18/2023	10/18/2023	HDLO Reno insp	N	Y	N	\$ 305.89	State	Y
LNR141	GA	110157	Engineer V	11/1/2023	11/1/2023	Hulihee Palace Scoping Mtg	N	Y	N	\$ 140.79	State	Y
LNR141	GA	10520	Engineer V	11/9/2023	11/9/2023	HDLO Reno insp	N	Y	N	\$ 326.79	State	Y
LNR141	GA	2722	Engineer VI	11/29/2023	11/29/2023	Wailua/Lower Kapahi Res Site Visit	N	Y	N	\$ 313.58	State	N

Department of Land and Natural Resources  
Work-related travel as of November 30, 2023

Table 23

<u>Prog ID</u>	<u>Sub-Org</u>	<u>Position Number</u>	<u>Job Title</u>	<u>Start Date</u>	<u>End Date</u>	<u>Justification for Travel</u>	<u>Full Agenda Y/N?</u>	<u>Meetings Attended Y/N?</u>	<u>Training Sessions Y/N?</u>	<u>Total Cost of Trip</u>	<u>Cost Paid by State or Other Entity?</u>	<u>Final Report of Travel Y/N?</u>
LNR141	GA	9714	Engineer III	11/29/2023	11/29/2023	Wailua/Lower Kapahi Res Site Visit	N	Y	N	\$ 142.79	State	N
LNR141	GA	9715	Engineer V	11/29/2023	11/29/2023	Wailua/Lower Kapahi Res Site Visit	N	Y	N	\$ 149.67	State	N
LNR172	DA	117693	Forester III	1/19/2023	1/20/2023	FSP and Makawao Forest Reserve site visit	Y	N	N	\$ 505.47	State	N
LNR172	DA	N/A	Kupu Intern	1/19/2023	1/20/2023	FSP and Makawao Forest Reserve site visit	Y	N	N	\$ 467.97	State	N
LNR172	DA	11422	Forestry Program Msnager	1/23/2023	1/23/2023	Kapapala Ranch site visit	Y	N	N	\$ 206.09	State	N
LNR172	DA	9696	Protection Forester	1/25/2023	1/25/2023	Hawaii Tropical Meeting	N	Y	N	\$ 110.41	State	N
LNR172	DA	11422	Forestry Program Manager	1/25/2023	1/25/2023	Participate and present at Hawaii Hardwood Forest Conference	N	Y	N	\$ 107.40	State	N
LNR172	DA	46763	Education & Information Specialis	2/2/2023	2/2/2023	Kapapala Virtual Tour	Y	N	N	\$ 119.90	State	N
LNR172	DA	123131	HI Island and Forest Health Planne	2/2/2023	2/2/2023	Kapapala Virtual Tour	Y	N	N	\$ 97.90	State	N
LNR172	DA	46763	Education & Information Specialis	2/7/2023	2/7/2023	Conduct production for Forests for Life video series & related outreach on endangered plant restoration work in Hanakoa	Y	N	N	\$ 110.41	State	N
LNR172	DA	11307	Uban Forester	2/9/2023	2/10/2023	Kaulunani Quarterly Council Meeting & site visit	Y	Y	N	\$ 186.50	State	N
LNR172	DA	N/A	Kupu Intern	2/9/2023	2/9/2023	Kaulunani Quarterly Council Meeting	N	Y	N	\$ 88.41	State	N
LNR172	DA	N/A	Kaulunani Council Member	2/9/2023	2/9/2023	Kaulunani Quarterly Council Meeting	N	Y	N	\$ 88.41	State	N
LNR172	DA	N/A	Kaulunani Council Member	2/9/2023	2/9/2023	Kaulunani Quarterly Council Meeting	N	Y	N	\$ 88.41	State	N
LNR172	DA	N/A	Kaulunani Council Member	2/9/2023	2/9/2023	Kaulunani Quarterly Council Meeting	N	Y	N	\$ 148.81	State	N
LNR172	DA	N/A	Kaulunani Council Member	2/9/2023	2/9/2023	Kaulunani Quarterly Council Meeting	N	Y	N	\$ 88.41	State	N
LNR172	DA	N/A	Urban Forestry Program Assistant	2/9/2023	2/9/2023	Kaulunani Quarterly Council Meeting	N	Y	N	\$ 195.00	State	N
LNR172	DA	N/A	Kaulunani Council Member	2/9/2023	2/9/2023	Kaulunani Quarterly Council Meeting	N	Y	N	\$ 88.41	State	N
LNR172	DA	N/A	Kaulunani Council Member	2/9/2023	2/9/2023	Kaulunani Quarterly Council Meeting	N	Y	N	\$ 57.01	State	N
LNR172	DA	N/A	Kaulunani Council Member	2/9/2023	2/9/2023	Kaulunani Quarterly Council Meeting	N	Y	N	\$ 88.41	State	N
LNR172	DA	N/A	Forestry Management Specialist	3/1/2023	3/2/2023	FSP advisory committee meeting and site visits	Y	Y	N	\$ 340.81	State	N
LNR172	DA	11422	Forestry Program Manager	3/1/2023	3/1/2023	Meeting of the Forestry Stewardship Advisory Committee to review Forest Stewardship plans and proposals	N	Y	N	\$ 201.91	State	N



Department of Land and Natural Resources  
Work-related travel as of November 30, 2023

Table 23

<u>Prog ID</u>	<u>Sub-Org</u>	<u>Position Number</u>	<u>Job Title</u>	<u>Start Date</u>	<u>End Date</u>	<u>Justification for Travel</u>	<u>Full Agenda Y/N?</u>	<u>Meetings Attended Y/N?</u>	<u>Training Sessions Y/N?</u>	<u>Total Cost of Trip</u>	<u>Cost Paid by State or Other Entity?</u>	<u>Final Report of Travel Y/N?</u>
LNR172	DA	N/A	Forest Stewardship Member	3/1/2023	3/1/2023	Meeting of the Forestry Stewardship Advisory Committee to review Forest Stewardship plans and proposals	N	Y	N	\$ 88.41	State	N
LNR172	DA	N/A	Kupu Intern	3/1/2023	3/3/2023	FSP advisory committee meeting and site visits	Y	Y	N	\$ 327.51	State	N
LNR172	DA	N/A	Forest Stewardship Member	3/1/2023	3/1/2023	Meeting of the Forestry Stewardship Advisory Committee to review Forest Stewardship plans and proposals	N	Y	N	\$ 160.72	State	N
LNR172	DA	N/A	Forest Stewardship Member	3/1/2023	3/1/2023	Meeting of the Forestry Stewardship Advisory Committee to review Forest Stewardship plans and proposals	N	Y	N	\$ 136.00	State	N
LNR172	DA	117693	Forester III	3/1/2023	3/1/2023	Meeting of the Forestry Stewardship Advisory Committee to review Forest Stewardship plans and proposals	N	Y	N	\$ 201.91	State	N
LNR172	DA	11422	Forestry Program Manager	3/7/2023	3/10/2023	Look at Kiln and meet with Maui staff and meet with Hawaii Island on Forest Service Wood Utilization Program	N	Y	N	\$ 982.85	State	N
LNR172	DA	124493	Forester V	3/8/2023	3/10/2023	Look at wood utilization of Hawaii Island	Y	N	N	\$ 634.50	State	N
LNR172	DA	121036	IT Specialist	3/14/2023	3/14/2023	IT Network Audit - DOFAW Offices	N	N	N	\$ 97.92	State	N
LNR172	DA	N/A	ACETA Discussion Facilitator	3/23/2023	3/23/2023	ACETA Program Update Meeting	Y	Y	N	\$ 196.00	State	N
LNR172	DA	12481	Forestry Manager	3/23/2023	3/23/2023	ACETA Program Update Meeting	Y	Y	N	\$ 216.00	State	N
LNR172	DA	10945	Wildlife Manager	3/23/2023	3/23/2023	ACETA Program Update Meeting	Y	Y	N	\$ 216.00	State	N
LNR172	DA	42108	Wildlife Biologist	3/23/2023	3/23/2023	ACETA Program Update Meeting	Y	Y	N	\$ 304.00	State	N
LNR172	DA	2882	Administrator	4/1/2023	4/1/2023	Kapapala canoe forest planning meeting and visit Kapapala Ranch	Y	Y	N	\$ 223.80	State	N
LNR172	DA	123131	HI Island and Forest Health Planner	4/3/2023	4/5/2023	South Kona Forest Reserve site visit	Y	N	N	\$ 215.50	State	N
LNR172	DA	11632	Forestry Management Supervisor II	4/4/2023	4/4/2023	Attend Forestry Core Group Meeting	N	Y	N	\$ 116.91	State	N
LNR172	DA	12480	Forest Management Supervisor	4/4/2023	4/4/2023	Forestry Core Group Meeting	N	Y	N	\$ 1,102.47	State	N
LNR172	DA	12481	Forestry Manager	4/4/2023	4/4/2023	Forestry Core Group Meeting	Y	Y	N	\$ 137.37	State	N
LNR172	DA	11422	Forestry Program Manager	4/18/2023	4/22/2023	Attend the National Working Lands - Learning Lab 2023	N	N	Y	\$ 762.50	State	N

Department of Land and Natural Resources  
Work-related travel as of November 30, 2023

Table 23

<u>Prog ID</u>	<u>Sub-Org</u>	<u>Position Number</u>	<u>Job Title</u>	<u>Start Date</u>	<u>End Date</u>	<u>Justification for Travel</u>	<u>Full Agenda Y/N?</u>	<u>Meetings Attended Y/N?</u>	<u>Training Sessions Y/N?</u>	<u>Total Cost of Trip</u>	<u>Cost Paid by State or Other Entity?</u>	<u>Final Report of Travel Y/N?</u>
LNR172	DA	N/A	Watershed Field Assistant	4/25/2023	4/25/2023	Helicopter Trransport of external cargo	Y	Y	Y	\$ 116.91	State	N
LNR172	DA	11307	Urban Forester	4/28/2023	4/28/2023	Invited by USFS & UH to attend the community agroforestry meeting	N	Y	N	\$ 157.91	State	N
LNR172	DA	N/A	Kaulunani Council Member	5/11/2023	5/11/2023	Kaulunani Quarterly Council Meeting	N	Y	N	\$ 116.90	State	N
LNR172	DA	N/A	Kaulunani Council Member	5/11/2023	5/11/2023	Kaulunani Quarterly Council Meeting	N	Y	N	\$ 166.59	State	N
LNR172	DA	N/A	Kaulunani Council Member	5/11/2023	5/11/2023	Kaulunani Quarterly Council Meeting	N	Y	N	\$ 157.59	State	N
LNR172	DA	N/A	Kaulunani Council Member	5/11/2023	5/11/2023	Kaulunani Quarterly Council Meeting	N	Y	N	\$ 157.59	State	N
LNR172	DA	N/A	Kaulunani Council Member	5/11/2023	5/11/2023	Kaulunani Quarterly Council Meeting	N	Y	N	\$ 157.59	State	N
LNR172	DA	11422	Forestry Program Manager	6/1/2023	6/1/2023	Site visit and tour to discuss reforestation with branch staff	Y	N	N	\$ 301.38	State	N
LNR172	DA	N/A	Non-Employee	6/19/2023	6/23/2023	Volunteer services - repair office space	Y	N	N	\$ 2,040.52	State	N
LNR172	DA	124493	Forester V	6/21/2023	9/22/2023	Meeting and training on DMSM app for ROD survey	N	Y	Y	\$ 511.78	State	N
LNR172	DA	124493	Forester V	6/23/2023	6/23/2023	Visit and tour to see TMA and other forest area w/Kauai staff	Y	N	N	\$ 224.59	State	N
LNR172	DA	11422	Forestry Program Manager	6/23/2023	6/23/2023	Vist and tour w/Kausi branch staff on TMA and other forest areas	Y	N	N	\$ 202.59	State	N
LNR172	DA	15296	Forester IV	6/26/2023	6/29/2023	Attending Hawaii Conservation Conference	N	N	N	\$ 2,331.02	State	N
LNR172	DA	N/A	Watershed Field Assistant	6/26/2023	6/29/2023	Hawaii Conservation Conference	Y	Y	N	\$ 918.49	State	N
LNR172	DA	N/A	Watershed Field Assistant	6/26/2023	6/29/2023	Hawaii Conservation Conference	Y	Y	N	\$ 899.49	State	N
LNR172	DA	N/A	Watershed Field Assistant	6/26/2023	6/29/2023	Hawaii Conservation Conference	Y	Y	N	\$ 899.49	State	N
LNR172	DA	2882	Administrator	7/12/2023	7/12/2023	Meet with CWSF advance team to plan upcoming Council of Western State Foresters/Western Forestry Leadership Coalition meeting	N	Y	N	\$ 154.20	State	N
LNR172	DA	N/A	Forestry Management Specialist	7/17/2023	7/17/2023	FSP annual site visit	Y	N	N	\$ 140.89	State	N
LNR172	DA	9696	Protection Forester	7/23/2023	7/28/2023	Participate in the USDA Forest Service National workshop on applied development of genetic resistance to forest diseases and pests	N	N	Y	\$ 1,883.39	State	N
LNR172	DA	27062	Forester III	8/9/2023	8/10/2023	Invasive Species Conference	Y	Y	N	\$ 283.12	State	N
LNR172	DA	N/A	Watershed Field Assistant	8/9/2023	8/10/2023	Invasive Species Conference	Y	Y	N	\$ 276.98	State	N
LNR172	DA	N/A	Tree Canopy Viewer Fellow	8/9/2023	8/16/2023	Attend the Kaulunani Advisory Council meeting, Meet with US Forest Service	N	Y	N	\$ 1,361.00	State	N
LNR172	DA	N/A	Urban Forestry Program Assistant	8/10/2023	8/10/2023	Kaulunani Quarterly Council Meeting	N	Y	N	\$ 244.64	State	N

Department of Land and Natural Resources  
Work-related travel as of November 30, 2023

Table 23

<u>Prog ID</u>	<u>Sub-Org</u>	<u>Position Number</u>	<u>Job Title</u>	<u>Start Date</u>	<u>End Date</u>	<u>Justification for Travel</u>	<u>Full Agenda Y/N?</u>	<u>Meetings Attended Y/N?</u>	<u>Training Sessions Y/N?</u>	<u>Total Cost of Trip</u>	<u>Cost Paid by State or Other Entity?</u>	<u>Final Report of Travel Y/N?</u>
LNR172	DA	N/A	Kaulunani Council Member	8/10/2023	8/10/2023	Kaulunani Quarterly Council Meeting	N	Y	N	\$ 88.39	State	N
LNR172	DA	N/A	Kaulunani Council Member	8/10/2023	8/10/2023	Kaulunani Quarterly Council Meeting	N	Y	N	\$ 88.39	State	N
LNR172	DA	N/A	Kaulunani Council Member	8/10/2023	8/10/2023	Kaulunani Quarterly Council Meeting	N	Y	N	\$ 126.39	State	N
LNR172	DA	N/A	Kaulunani Council Member	8/10/2023	8/10/2023	Kaulunani Quarterly Council Meeting	N	Y	N	\$ 88.39	State	N
LNR172	DA	N/A	PCSU IRA Community Partnership	8/10/2023	8/10/2023	Kaulunani Quarterly Council Meeting	N	Y	N	\$ 111.39	State	N
LNR172	DA	N/A	Urban Forestry Program Assistant	8/10/2023	8/10/2023	Kaulunani Quarterly Council Meeting	N	Y	N	\$ 145.39	State	N
LNR172	DA	N/A	Urban Forestry Program Assistant	8/10/2023	8/10/2023	Kaulunani Quarterly Council Meeting	N	Y	N	\$ 126.39	State	N
LNR172	DA	11307	Urban Forester	8/10/2023	8/11/2023	Kaulunani Quarterly Council Meeting and meeting w/partners	N	Y	N	\$ 224.55	State	N
LNR172	DA	N/A	Kaulunani Council Member	8/10/2023	8/10/2023	Kaulunani Quarterly Council Meeting	N	Y	N	\$ 169.18	State	N
LNR172	DA	11307	Urban Forester	8/20/2023	8/21/2023	Site visit w/Kaulunani Bipartisan Infrastructure Legislation grantee Malama Kauai, attending a workshop.	N	Y	N	\$ 658.62	State	N
LNR172	DA	N/A	Urban Forestry Communications Assistant	8/20/2023	8/21/2023	Site visit w/Kaulunani Bipartisan Infrastructure Legislation grantee Malama Kauai	Y	N	N	\$ 407.14	State	N
LNR172	DA	11422	Forestry Program Manager	8/22/2023	8/23/2023	Attend Land and Water Committee Tour	Y	N	N	\$ 482.89	State	N
LNR172	DA	11632	Forestry Management Supervisor II	8/24/2023	8/24/2023	Setting Up RAWs Station in Lahaina for NWS	N	N	N	\$ 211.89	State	N
LNR172	DA	11447	Forester IV	8/24/2023	8/24/2023	Setting Up RAWs Station in Lahaina for NWS	N	N	N	\$ 211.89	State	N
LNR172	DA	2882	Administrator	9/29/2023	9/29/2023	Palamanui Stakeholder Meeting, Keumela Hardwood Mill site visit	Y	Y	N	\$ 145.39	State	N
LNR172	DA	11422	Forestry Program Manager	9/29/2023	9/29/2023	Palamanui Stakeholder Meeting, Keumela Hardwood Mill site visit	Y	Y	N	\$ 246.39	State	N
LNR172	DA	122823	Accountant IV	10/1/2023	10/6/2023	Attend WSFR Federal Aid Coordinator's Conference	Y	Y	Y	\$ 2,493.76	State	Y
LNR172	DA	11422	Forestry Program Manager	10/4/2023	10/6/2023	Waimea Nursery, TMA, Koa Reforestation areas, Kapapala Ranch, Siglo	Y	N	N	\$ 803.03	State	N
LNR172	DA	124493	Forester V	10/4/2023	10/6/2023	Meeting w/Hawaii Island DOFAW Foresters and Prof. Ryan Perroy	N	Y	N	\$ 1,175.99	State	N
LNR172	DA	N/A	Kaulunani Council Member	10/31/2023	10/31/2023	Speaker for the agroforestry & trainer at Kaulunani grantee MA'O Farms skill share and tree planting day	Y	Y	N	\$ 121.59	State	N

Department of Land and Natural Resources  
Work-related travel as of November 30, 2023

Table 23

<u>Prog ID</u>	<u>Sub-Org</u>	<u>Position Number</u>	<u>Job Title</u>	<u>Start Date</u>	<u>End Date</u>	<u>Justification for Travel</u>	<u>Full Agenda Y/N?</u>	<u>Meetings Attended Y/N?</u>	<u>Training Sessions Y/N?</u>	<u>Total Cost of Trip</u>	<u>Cost Paid by State or Other Entity?</u>	<u>Final Report of Travel Y/N?</u>
LNR172	DA	118343	Project Development Specialist	11/3/2023	11/3/2023	Site visit to East Maui Acquisition project	Y	N	N	\$ 156.78	State	N
LNR172	DA	12464	Cooperative Resource Manageme	11/3/2023	11/3/2023	Site visit to East Maui Acquisition project	Y	N	N	\$ 156.78	State	N
LNR172	DA	N/A	Deputy Attorney General	11/3/2023	11/3/2023	Site visit to East Maui Acquisition project	Y	N	N	\$ 156.78	State	N
LNR172	DA	N/A	Kaulunani IRA Program Coordinator	11/3/2023	11/4/2023	Kaulunani & Molokai Land Trust are partnering to distribute hundreds of native trees and educational resources to residents on Arbor Day	Y	N	N	\$ 497.79	State	N
LNR172	DA	N/A	Community Partnership Coordinator	11/3/2023	11/4/2023	Kaulunani & Molokai Land Trust are partnering to distribute hundreds of native trees and educational resources to residents on Arbor Day	Y	N	N	\$ 635.80	State	N
LNR172	DA	2882	Administrator	11/4/2023	11/4/2023	Attend two public meetings at East Kauai and West Kauai w/Chairperson and Administrators	N	Y	N	\$ 293.40	State	N
LNR172	DA	12464	Cooperative Resource Manageme	11/6/2023	11/7/2023	Site visit to Wao Kele O Puna aquisition project and Lowland forest restoration working group meeting	Y	Y	N	\$ 279.64	State	N
LNR172	DA	N/A	Kaulunani Council Member	11/9/2023	11/9/2023	Kauluanai Quarterly Council Meeting	N	Y	N	\$ 137.79	State	N
LNR172	DA	N/A	Kaulunani Council Member	11/9/2023	11/9/2023	Kauluanai Quarterly Council Meeting	N	Y	N	\$ 137.79	State	N
LNR172	DA	N/A	Kaulunani Council Member	11/9/2023	11/9/2023	Kauluanai Quarterly Council Meeting	N	Y	N	\$ 128.28	State	N
LNR172	DA	12464	Cooperative Resource Manageme	11/14/2023	11/14/2023	FSP site visit to Hoku Nui	Y	N	N	\$ 218.79	State	N
LNR172	DA	N/A	Forestry Management Specialist	11/14/2023	11/14/2023	FSP site visit to Hoku Nui	Y	N	N	\$ 142.79	State	N
LNR401	CA	N/A	Hatchery Technician	1/9/2023	1/13/2023	Attend the 42nd Milford Aquaculture seminar and microalgal culture workshop in Shelton, CT.	Y	N	Y	\$ 2,655.98	State	Y
LNR401	CA	N/A	Coservation Resources enforcement Officer IV	1/21/2023	1/22/2023	Participate in filming for an outside Hawaii episode focusing on the DOCARE Academy	Y	Y	N	\$ 324.57	State	N
LNR401	CA	122916	Aquatic Biologist III	1/23/2023	1/29/2023	Fish survey on Molokai. DOCARE Collaboration Monthly meeting.	Y	Y	N	\$ 782.72	State	N
LNR401	CA	N/A	Marine Education and Outreach Associate	1/30/2023	2/3/2023	Meeting w/ DAR counterparts and staff.	Y	Y	N	\$ 891.01	State	N

Department of Land and Natural Resources  
Work-related travel as of November 30, 2023

Table 23

<u>Prog ID</u>	<u>Sub-Org</u>	<u>Position Number</u>	<u>Job Title</u>	<u>Start Date</u>	<u>End Date</u>	<u>Justification for Travel</u>	<u>Full Agenda Y/N?</u>	<u>Meetings Attended Y/N?</u>	<u>Training Sessions Y/N?</u>	<u>Total Cost of Trip</u>	<u>Cost Paid by State or Other Entity?</u>	<u>Final Report of Travel Y/N?</u>
LNR401	CA	N/A	Sanctuary Coordinator	1/30/2023	2/3/2023	Meeting w/ DAR counterparts and staff.	Y	Y	N	\$ 430.51	State	N
LNR401	CA	N/A	Marine Education and Outreach Associate	1/31/2023	2/3/2023	NOAA Hawaiian Monkseal Response meeting	Y	Y	N	\$ 720.51	State	N
LNR401	CA	N/A	Marine 30x30 Program Planning Associate	2/2/2023	2/10/2023	Attend & Present at the 5th IMPAC5 on behalf of DAR Holomua Team.	Y	Y	N	\$ 5,554.67	State	Y
LNR401	CA	N/A	GRAU Fellow	2/2/2023	2/10/2023	Attend & Present at the 5th IMPAC5 on behalf of DAR Holomua Team.	N	N	N	\$ 5,509.19	State	Y
LNR401	CA	39764	Education Specialist	2/5/2023	2/11/2023	To conduct fish and habitat monitoring surveys w/ the Kauai Monitoring team	Y	Y	N	\$ 642.50	State	N
LNR401	CA	122916	Aquatic Biologist III	2/5/2023	2/11/2023	To conduct fish and habitat monitoring surveys w/ the Kauai Monitoring team	Y	Y	N	\$ 642.50	State	N
LNR401	CA	N/A	Sanctuary Coordinator	2/8/2023	2/10/2023	Community Education and outreach. Meeting w/ Molokai Elementary Teachers.	Y	Y	N	\$ 559.64	State	N
LNR401	CA	8739	Aquatic Biologist IV	2/27/2023	2/27/2023	FY 24 Grant Proposal Meeting w/ WSFR staff and DLNR.	Y	Y	N	\$ 88.41	State	N
LNR401	CA	32237	Aquatic Biologist IV	2/27/2023	2/27/2023	FY 24 Grant Proposal Meeting w/ WSFR staff and DLNR.	Y	Y	N	\$ 160.91	State	N
LNR401	CA	7438	Secretary III	3/1/2023	3/1/2023	Provide training to Kauai staff.	Y	N	Y	\$ 193.41	State	N
LNR401	CA	52378	Administrative Specialist IV	3/1/2023	3/1/2023	Provide training to Kauai staff.	Y	N	Y	\$ 97.92	State	N
LNR401	CA	121036	IT Specialist	3/6/2023	3/6/2023	to conduct IT Audit and site visits.	Y	Y	N	\$ 190.42	State	N
LNR401	CA	10905	Aquatic Biologist IV	3/6/2023	3/7/2023	Check out dive for prospective DAR intermittent driver	Y	N	Y	\$ 228.01	State	N
LNR401	CA	32235	Aquatic Biologist IV	3/8/2023	3/10/2023	Attend workshop to implement restoration to reefs damaged by storms in HI	Y	N	Y	\$ 465.66	State	N
LNR401	CA	52378	Administrative Specialist IV	3/11/2023	3/17/2023	To attend the Basic Grants Management Training offered by US Fish and Wildlife Service	Y	N	Y	\$ 4,106.24	State	N
LNR401	CA	52337	Fishery Technician IV	3/13/2023	3/16/2023	to conduct quarterly estuary sampling at Hanalei, analoha, Waimea	Y	Y	N	\$ 1,320.94	State	N

Department of Land and Natural Resources  
Work-related travel as of November 30, 2023

Table 23

<u>Prog ID</u>	<u>Sub-Org</u>	<u>Position Number</u>	<u>Job Title</u>	<u>Start Date</u>	<u>End Date</u>	<u>Justification for Travel</u>	<u>Full Agenda Y/N?</u>	<u>Meetings Attended Y/N?</u>	<u>Training Sessions Y/N?</u>	<u>Total Cost of Trip</u>	<u>Cost Paid by State or Other Entity?</u>	<u>Final Report of Travel Y/N?</u>
LNR401	CA	8739	Aquatic Biologist IV	3/19/2023	3/24/2023	To conduct fish and habitat monitoring surveys w/ the Maui Monitoring team	Y	Y	N	\$ 627.26	State	N
LNR401	CA	N/A	Sanctuary Coordinator	3/23/2023	3/26/2023	Meet w/ volunteer coordinator, HS teacher and students to plan whale count events.	Y	Y	N	\$ 539.92	State	N
LNR401	CA	122616	DAR Program Manager	3/23/2023	3/26/2023	To attend the 2023 Limu Hui gathering	Y	Y	N	\$ 444.50	State	N
LNR401	CA	122714	Aquatic Biologist IV	3/27/2023	3/29/2023	to attend the Pacific Ballast Water Group updates for the Hawaii Ballast Water and Biofouling Program in WA.	Y	Y	N	\$ 1,128.55	State	N
LNR401	CA	N/A	Sanctuary Coordinator	3/28/2023	3/31/2023	To attend the Interagency False Killer whale conference in Oahu.	Y	Y	N	\$ 808.32	State	N
LNR401	CA	2591	DAR Administrator	4/3/2023	4/4/2023	attend meeting w/ Arizona State University and community members.	Y	Y	N	\$ 575.25	State	N
LNR401	CA	N/A	HCRI Marine Education & Outreach Associate	4/4/2023	4/6/2023	Attending multiple classroom sites and presenting education about coral and protected species from 3rd to 6th grade in Molokai	Y	N	Y	\$ 197.49	State	N
LNR401	CA	2591	DAR Administrator	4/5/2023	4/6/2023	To meet with Hawaii fishers at Lihue State building to discuss fisheries issues.	Y	Y	N	\$ 433.68	State	N
LNR401	CA	N/A	Marine Education & Outreach Associate	4/6/2023	4/6/2023	Presenting to 3rd grade students on Marine Protected Species in Molokai	Y	N	Y	\$ 283.00	State	N
LNR401	CA	32237	Aquatic Biologist IV	4/12/2023	4/14/2023	To participate in a joint collaborative project in Molokai.	Y	N	Y	\$ 318.01	State	N
LNR401	CA	122616	DAR Program Manager	4/13/2023	4/22/2023	To attend the 46th US Coral Reef Task Force Meeting.	Y	Y	N	\$ 4,680.86	State	N
LNR401	CA	2951	DAR Administrator	4/16/2023	4/22/2023	To attend and represent Hawaii to the 46th US Coral Reef Task Force meeting.	Y	Y	N	\$ 3,416.71	State	N
LNR401	CA	N/A	Sanctuary Coordinator	4/18/2023	4/22/2023	Teaching children how to monitor coral. Attend DAR outreach program for Earth Day. Earth day beach clean up.	Y	Y	Y	\$ 629.95	State	N
LNR401	CA	N/A	Marine 30x30 Program Planning A	4/18/2023	4/22/2023	To assist Jeannine Rossa provide coral training and conduct outreach to students on earth day	Y	N	Y	\$ 623.02	State	N

Department of Land and Natural Resources  
Work-related travel as of November 30, 2023

Table 23

<u>Prog ID</u>	<u>Sub-Org</u>	<u>Position Number</u>	<u>Job Title</u>	<u>Start Date</u>	<u>End Date</u>	<u>Justification for Travel</u>	<u>Full Agenda Y/N?</u>	<u>Meetings Attended Y/N?</u>	<u>Training Sessions Y/N?</u>	<u>Total Cost of Trip</u>	<u>Cost Paid by State or Other Entity?</u>	<u>Final Report of Travel Y/N?</u>
LNR401	CA	N/A	Marine Education & Outreach Associate	4/21/2023	4/22/2023	To attend Molokai earth day celebration and set up a DAR table at the event, education outreach and information	Y	N	Y	\$ 352.33	State	N
LNR401	CA	N/A	Marine education & Outreach Associate	4/24/2023	4/25/2023	Shoreline surveys/field monk seal tagging w/ NOAA	Y	N	Y	\$ 359.92	State	N
LNR401	CA	N/A	Education Specialist III	4/24/2023	4/27/2023	To aid NOAA in their annual Molokai tagging of mosnk seals.	Y	N	Y	\$ 1,086.09	State	N
LNR401	CA	8739	Aquatic Biologist IV	4/24/2023	4/28/2023	Training for NWHI NOAA Research cruise	Y	N	Y	\$ 1,604.83	State	N
LNR401	CA	32238	Aquatic Biologist IV	4/26/2023	4/27/2023	To attend a training on 3D modelling techniques for marine surveys.	Y	N	Y	\$ 832.58	State	N
LNR401	CA	32235	Aquatic Biologist IV	4/26/2023	4/27/2023	Photogrammetry workshop with NOAA and UHH Mega lab in Oahu	Y	N	Y	\$ 434.06	State	N
LNR401	CA	100147	First Deputy	5/3/2023	5/4/2023	Meeting w. Arizona State University and community members.	Y	Y	N	\$ 438.60	State	N
LNR401	CA	120857	DAR Program Manager	5/4/2023	5/5/2023	Meeting w/ Honokohau fishing charter operators re: proposed admin rules.	Y	Y	N	\$ 549.08	State	N
LNR401	CA	24057	Aquatic Biologist IV	5/4/2023	5/5/2023	Meeting w/ Honokohau fishing charter operators re: proposed admin rules.	Y	Y	N	\$ 470.08	State	N
LNR401	CA	N/A	Marine education & Outreach Associate	5/5/2023	5/5/2023	Presenting to 3rd grade students on Marine Protected Species in Molokai	Y	N	Y	\$ 303.28	State	N
LNR401	CA	120823	Aquatic Biologist III	5/13/2023	5/20/2023	To attend the ICMB International Conference on Marine Bionvasions.	Y	Y	N	\$ 3,021.17	State	N
LNR401	CA	32237	Aquatic Biologist IV	5/21/2023	5/25/2023	Inspection of the new Maui 27' life proof vessel in Washington.	Y	Y	N	\$ 2,072.34	State	N
LNR401	CA	N/A	Marine 30x30 Program Planning Associate	5/23/2023	5/23/2023	To attend the Q2 meeting on behalf of the DAR/Holomua and will be running an outreach at the tabling event as part of the meeting.	Y	Y	N	\$ 169.99	State	N
LNR401	CA	N/A	Sanctuary Coordinator	5/26/2023	5/26/2023	To attend multiple meetings and archival work in DAR Main office.	Y	Y	N	\$ 181.13	State	N
LNR401	CA	N/A	Sanctuary Coordinator	6/1/2023	6/2/2023	To attend multiple meetings and archival work in DAR Main office.	Y	Y	N	\$ 394.74	State	N

Department of Land and Natural Resources  
Work-related travel as of November 30, 2023

Table 23

<u>Prog ID</u>	<u>Sub-Org</u>	<u>Position Number</u>	<u>Job Title</u>	<u>Start Date</u>	<u>End Date</u>	<u>Justification for Travel</u>	<u>Full Agenda Y/N?</u>	<u>Meetings Attended Y/N?</u>	<u>Training Sessions Y/N?</u>	<u>Total Cost of Trip</u>	<u>Cost Paid by State or Other Entity?</u>	<u>Final Report of Travel Y/N?</u>
LNR401	CA	52337	Fishery Technician IV	6/5/2023	6/8/2023	To conduct quarterly estuary and eDNA sampling at Hanalei, Anahola, Waimea.	Y	Y	N	\$ 1,750.54	State	N
LNR401	CA	8739	Aquatic Biologist IV	6/19/2023	6/24/2023	DAR working with Virginia Institute of Marine Science and USGS on lobster surveys off Kalaupapa, Molokai.	Y	N	Y	\$ 1,086.03	State	N
LNR401	CA	N/A	HCRI Marine Education & Outreach Associate	6/23/2023	6/26/2023	To attend barbless Circle hook education outreach with Nawiliwili Yacht club oahana fishing day in Kauai.	Y	N	Y	\$ 395.70	State	N
LNR401	CA	32235	Aquatic Biologist IV	6/26/2023	7/1/2023	To support Monitoring Teams Marine survey efforts.	Y	Y	N	\$ 1,823.36	State	N
LNR401	CA	N/A	Marine Education & Outreach Associate	6/26/2023	6/30/2023	To attend 2023 Hawaii Conservation Conference in Oahu	Y	Y	N	\$ 876.74	State	N
LNR401	CA	N/A	HCRI Marine Education & Outreach Associate	6/26/2023	6/29/2023	To attend 2023 Hawaii Conservation Conference in Oahu	Y	Y	N	\$ 426.99	State	N
LNR401	CA	N/A	East Hawaii Habitat & Fish Monitoring Specialist	6/27/2023	7/1/2023	To assist with Monitoring surveys techniques w/ Kauai Monitoring Team.	Y	Y	N	\$ 588.90	State	N
LNR401	CA	N/A	Sanctuary Coordinator	6/27/2023	6/30/2023	To attend 2023 Hawaii Conservation Conference in Oahu. Meeting w/ Program managers.	Y	Y	N	\$ 884.74	State	N
LNR401	CA	122865	DAR Program Manager	6/30/2023	7/2/2023	To attend the Lanai Pineapple festival.	Y	Y	N	\$ 230.91	State	N
LNR401	CA	N/A	DAR Legal fellow	7/6/2023	7/8/2023	To attend Maui Navigation Team Planning meeting and molokina snorkel trip.	Y	Y	N	\$ 1,013.83	State	N
LNR401	CA	N/A	Marine 30x30 Program Planning Associate	7/6/2023	7/8/2023	To attend Maui Navigation Team Planning meeting and molokina snorkel trip.	Y	Y	N	\$ 941.83	State	N
LNR401	CA	122865	DAR Program Manager	7/6/2023	7/8/2023	To attend Maui Navigation Team Planning meeting and molokina snorkel trip.	Y	Y	N	\$ 690.96	State	N
LNR401	CA	2951	DAR Administrator	7/6/2023	7/8/2023	To attend Maui Navigation Team Planning meeting and molokina snorkel trip.	Y	Y	N	\$ 762.96	State	N



Department of Land and Natural Resources  
Work-related travel as of November 30, 2023

Table 23

<u>Prog ID</u>	<u>Sub-Org</u>	<u>Position Number</u>	<u>Job Title</u>	<u>Start Date</u>	<u>End Date</u>	<u>Justification for Travel</u>	<u>Full Agenda Y/N?</u>	<u>Meetings Attended Y/N?</u>	<u>Training Sessions Y/N?</u>	<u>Total Cost of Trip</u>	<u>Cost Paid by State or Other Entity?</u>	<u>Final Report of Travel Y/N?</u>
LNR401	CA	117192	Contracts Specialist	7/7/2023	7/7/2023	Attend site visit at Lake Wilson and DAR Main office for 3 diff projects.	Y	Y	N	\$ 160.39	State	N
LNR401	CA	122616	DAR Program Manager	7/18/2023	7/19/2023	To attend meeting and learn about Maui Ocean Center's coral rearing, spawning and restoration activities.	Y	Y	N	\$ 532.78	State	N
LNR401	CA	N/A	HCRI Marine Education & Outreach Associate	7/18/2023	7/24/2023	To attend and assist a barbless hook project sponsoring Kamalii challenge-keiki fishing tournament in Kauai.	Y	N	Y	\$ 749.90	State	N
LNR401	CA	32237	Aquatic Biologist IV	7/19/2023	7/22/2023	Assist with CRAMP surveys and to conduct a check out dive for new volunteer divers w/ Hilo monitoring	Y	N	Y	\$ 512.49	State	N
LNR401	CA	39765	education specialist IV	7/22/2023	7/22/2023	To host DAR education pop-up tent for a community outreach event in Maili Beach park in Waianae.	Y	Y	N	\$ 141.50	State	N
LNR401	CA	50979	Fishery Technician IV	7/24/2023	7/24/2023	To conduct estuary sampling at Kaluahaihai.	Y	Y	N	\$ 131.99	State	N
LNR401	CA	N/A	Stream Technician	7/24/2023	7/28/2023	To attend Public hearings in Molokai.	Y	Y	N	\$ 630.50	State	N
LNR401	CA	50979	Fishery Technicia n IV	7/27/2023	7/28/2023	To participate in otolith training at the NOAA lab	Y	N	Y	\$ 528.35	State	N
LNR401	CA	121036	DAR IT Specialist	8/8/2023	8/8/2023	To assist DAR w/ the deployment of data circuit upgrade at the Wailoa Fisheries Research Station.	Y	N	Y	\$ 150.39	State	N
LNR401	CA	24634	Fishery Technicia IV	8/13/2023	8/17/2023	To conduct Fish and habitat surveys in Kaua.	Y	Y	N	\$ 1,242.98	State	N
LNR401	CA	N/A	Education specialist	8/16/2023	8/19/2023	To help the national Park service with their Hawaiian Monk seal surveys and annual monk seal pup tagging.	Y	N	Y	\$ 480.84	State	N
LNR401	CA	117192	Contracts specialist	8/20/2023	8/25/2023	To attend the 4-day Basic Grants training to build and maintain a better understanding of key policies and	Y	N	Y	\$ 2,774.32	State	N
LNR401	CA	120857	DAR Program Manager	8/24/2023	8/24/2023	To attend the Kauai Fishers meeting.	Y	Y	N	\$ 159.90	State	N
LNR401	CA	2951	DAR Administrator	8/24/2023	8/24/2023	To attend the Kauai Fishers meeting.	Y	Y	N	\$ 159.90	State	N

Department of Land and Natural Resources  
Work-related travel as of November 30, 2023

Table 23

<u>Prog ID</u>	<u>Sub-Org</u>	<u>Position Number</u>	<u>Job Title</u>	<u>Start Date</u>	<u>End Date</u>	<u>Justification for Travel</u>	<u>Full Agenda Y/N?</u>	<u>Meetings Attended Y/N?</u>	<u>Training Sessions Y/N?</u>	<u>Total Cost of Trip</u>	<u>Cost Paid by State or Other Entity?</u>	<u>Final Report of Travel Y/N?</u>
LNR401	CA	10905	Aquatic Biologist IV	8/28/2023	9/1/2023	To conduct marine fish and habitat surveys, aquatic invasive species surveys. Cross train new team members in Lihue.	Y	N	Y	\$ 1,343.20	State	N
LNR401	CA	120817	Fishery Technician IV	8/28/2023	9/1/2023	To conduct marine fish and habitat surveys, aquatic invasive species surveys. Cross train new team members in Lihue.	Y	N	Y	\$ 1,343.20	State	N
LNR401	CA	123145	Research Statistician	8/29/2023	8/31/2023	To attend 3day FIS Highly migratory species PSG meeting in Oahu	Y	Y	N	\$ 341.80	State	N
LNR401	CA	32238	Aquatic Biologist IV	9/6/2023	9/7/2023	To attend DAR Strategic Planning in Oahu	Y	Y	N	\$ 448.94	State	N
LNR401	CA	32237	Aquatic Biologist IV	9/6/2023	9/7/2023	To attend DAR Strategic Planning in Oahu	Y	Y	N	\$ 363.19	State	N
LNR401	CA	50979	Fishery Technician IV	9/6/2023	9/7/2023	To attend DAR Strategic Planning in Oahu	Y	Y	N	\$ 418.94	State	N
LNR401	CA	122916	Aquatic Biologist IV	9/6/2023	9/7/2023	To attend DAR Strategic Planning in Oahu	Y	Y	N	\$ 258.74	State	N
LNR401	CA	N/A	Fish and Habitat Monitoring Technician II	9/6/2023	9/7/2023	To attend DAR Strategic Planning in Oahu	Y	Y	N	\$ 255.50	State	N
LNR401	CA	123145	Research Statistician	9/6/2023	9/8/2023	To attend DAR Strategic Planning in Oahu and meet with other DAR staff.	Y	Y	N	\$ 387.15	State	N
LNR401	CA	39763	Education specialist IV	9/6/2023	9/7/2023	To attend DAR Strategic Planning in Oahu	Y	Y	N	\$ 395.64	State	N
LNR401	CA	39081	Office assistant Iv	9/6/2023	9/7/2023	To attend DAR Strategic Planning in Oahu	Y	Y	N	\$ 363.19	State	N
LNR401	CA	32235	Aquatic Biologist IV	9/6/2023	9/7/2023	To attend DAR Strategic Planning in Oahu	Y	y	N	\$ 424.27	State	N
LNR401	CA	N/A	Fish and Habitat Monitoring Planner	9/6/2023	9/7/2023	To attend DAR Strategic Planning in Oahu	Y	Y	N	\$ 429.96	State	N
LNR401	CA	101061	Office Assistant IV	9/6/2023	9/7/2023	To attend DAR Strategic Planning in Oahu	Y	Y	N	\$ 454.98	State	N
LNR401	CA	N/A	Fish Monitoring Technician	9/6/2023	9/7/2023	To attend DAR Strategic Planning in Oahu	Y	Y	N	\$ 441.94	State	N

Department of Land and Natural Resources  
Work-related travel as of November 30, 2023

Table 23

<u>Prog ID</u>	<u>Sub-Org</u>	<u>Position Number</u>	<u>Job Title</u>	<u>Start Date</u>	<u>End Date</u>	<u>Justification for Travel</u>	<u>Full Agenda Y/N?</u>	<u>Meetings Attended Y/N?</u>	<u>Training Sessions Y/N?</u>	<u>Total Cost of Trip</u>	<u>Cost Paid by State or Other Entity?</u>	<u>Final Report of Travel Y/N?</u>
LNR401	CA	N/A	Fish Monitoring Technician	9/6/2023	9/7/2023	To attend DAR Strategic Planning in Oahu	Y	Y	N	\$ 447.13	State	N
LNR401	CA	117192	Contracts Specialist	9/6/2023	9/7/2023	To attend DAR Strategic Planning in Oahu	Y	Y	N	\$ 410.03	State	N
LNR401	CA	N/A	Community Monitoring Coordinator	9/6/2023	9/7/2023	To attend DAR Strategic Planning in Oahu	Y	Y	N	\$ 418.14	State	N
LNR401	CA	8739	Aquatic Biologist IV	9/6/2023	9/7/2023	To attend DAR Strategic Planning in Oahu	Y	Y	N	\$ 636.04	State	N
LNR401	CA	39079	Office Assistant IV	9/6/2023	9/7/2023	To attend DAR Strategic Planning in Oahu	Y	Y	N	\$ 468.00	State	N
LNR401	CA	39764	Education specialist IV	9/6/2023	9/7/2023	To attend DAR Strategic Planning in Oahu	Y	Y	N	\$ 465.50	State	N
LNR401	CA	N/A	HCRI Fishery Technician	9/9/2023	9/10/2023	To assist DAR Kauai team with outreach and biosampling associated with Taape fishing tournament.	Y	N	Y	\$ 867.94	State	N
LNR401	CA	120823	Aquatic Biologist III	9/9/2023	9/10/2023	To assist DAR Kauai team with outreach and biosampling associated with Taape fishing tournament.	Y	N	Y	\$ 783.48	State	N
LNR401	CA	120816	89day hire Fishery Technician	9/9/2023	9/10/2023	To assist DAR Kauai team with outreach and biosampling associated with Taape fishing tournament.	Y	N	Y	\$ 297.99	State	N
LNR401	CA	N/A	Marine Education & Outreach Associate	9/10/2023	9/11/2023	To attend the Kauai Taape throwdown-Barbless circle hook project tabling.	Y	Y	N	\$ 317.34	State	Y
LNR401	CA	N/A	Marine 30x30 Program Planning Associate	9/10/2023	9/10/2023	Holomua outreach event for the Ta'ape throwdown fishing tournament.	Y	Y	N	\$ 238.02	State	Y
LNR401	CA	52337	Fishery Technician IV	9/11/2023	9/14/2023	To conduct quarterly estuary sampling at Waimea, anahola and Hanalei	Y	Y	N	\$ 1,644.37	State	Y
LNR401	CA	39765	Education Specialist IV	9/17/2023	9/17/2023	To host DAR education pop up tent for Waianae public outreach event.	Y	Y	N	\$ 145.39	State	Y
LNR401	CA	50979	Fishery Technician IV	9/18/2023	9/19/2023	To attend and participate in the Fisher's forum and to conduct uouoa otolith extractions at AFRC.	Y	N	Y	\$ 398.78	State	Y
LNR401	CA	122616	DAR Program Manager	9/20/2023	9/22/2023	To attend International Coral Reef Initiative (ICRI) 37th General meeting.	Y	Y	N	\$ 1,035.10	State	Y

Department of Land and Natural Resources  
Work-related travel as of November 30, 2023

Table 23

<u>Prog ID</u>	<u>Sub-Org</u>	<u>Position Number</u>	<u>Job Title</u>	<u>Start Date</u>	<u>End Date</u>	<u>Justification for Travel</u>	<u>Full Agenda Y/N?</u>	<u>Meetings Attended Y/N?</u>	<u>Training Sessions Y/N?</u>	<u>Total Cost of Trip</u>	<u>Cost Paid by State or Other Entity?</u>	<u>Final Report of Travel Y/N?</u>
LNR401	CA	7438	Secretary III	9/21/2023	9/22/2023	To meet and provide training to newly hired staff on Kona district.	Y	Y	Y	\$ 466.27	State	Y
LNR401	CA	52378	Administrative specialist V	9/21/2023	9/22/2023	To meet and provide training to newly hired staff on Kona district.	Y	Y	Y	\$ 466.27	State	Y
LNR401	CA	122916	Aquatic Biologist IV	9/27/2023	9/30/2023	To attend DOCARE collaboration monthly meeting.	Y	Y	N	\$ 563.00	State	Y
LNR401	CA	122865	DAR Program Manager	9/27/2023	9/30/2023	To participate in community and DLNR meeting in Molokai	Y	Y	N	\$ 305.10	State	Y
LNR401	CA	52337	Fishery Technician IV	9/28/2023	9/28/2023	To conduct quarterly estuary and eDNA sampling at Honokohau.	Y	Y	N	\$ 20.00	State	Y
LNR401	CA	N/A	Marine Education & Outreach Associate	9/29/2023	10/2/2023	To attend Lihue Fishing supply shoreline tournament, barbless circle hook project tabling.	Y	Y	N	\$ 497.34	State	Y
LNR401	CA	N/A	Marine Education & Outreach Associate	10/1/2023	10/1/2023	To attend Lihue fishing supply tournament, assisting in barbless hook category.	Y	N	Y	\$ 156.69	State	Y
LNR401	CA	122865	DAR Program Manager	10/5/2023	10/5/2023	Meeting with the Ka'upulehu Community	Y	Y	N	\$ 131.40	State	Y
LNR401	CA	N/A	Marine Education & Outreach Associate	10/6/2023	10/6/2023	To attend the Hawaii Pacific University Sea turtle meeting in Oahu	Y	Y	N	\$ 150.99	State	Y
LNR401	CA	N/A	Protected Species Education specialist	10/6/2023	10/6/2023	To attend sea turtle workshop in Oahu	Y	Y	N	\$ 150.90	State	Y
LNR401	CA	N/A	Fish and Habitat Monitoring Technician II	10/6/2023	10/6/2023	To attend Sea turtle workshop in Oahu	Y	Y	N	\$ 150.99	State	Y
LNR401	CA	N/A	Sanctuary Coordinator	10/6/2023	10/6/2023	To attend Sea turtle workshop in Oahu	Y	N	Y	\$ 156.48	State	Y
LNR401	CA	N/A	Marine Education & Outreach Associate	10/7/2023	10/7/2023	To attend Lanai Keiki fishing barbless tournament	Y	Y	N	\$ 98.20	State	Y
LNR401	CA	120857	DAR Program Manager	10/14/2023	10/19/2023	To attend the Pacific states Marine Fisheries Commission 76th annual meeting	Y	Y	N	\$ 1,888.18	State	y
LNR401	CA	N/A	Education specialist	10/19/2023	10/19/2023	To train new DAR staff to set up turtle stranding response.	Y	N	Y	\$ 142.79	State	Y
LNR401	CA	122616	DAR Program Manager	10/19/2023	10/29/2023	To attend the 47th US Coral reef task force meeting.	Y	Y	N	\$ 4,941.28	State	Y

Department of Land and Natural Resources  
Work-related travel as of November 30, 2023

Table 23

<u>Prog ID</u>	<u>Sub-Org</u>	<u>Position Number</u>	<u>Job Title</u>	<u>Start Date</u>	<u>End Date</u>	<u>Justification for Travel</u>	<u>Full Agenda Y/N?</u>	<u>Meetings Attended Y/N?</u>	<u>Training Sessions Y/N?</u>	<u>Total Cost of Trip</u>	<u>Cost Paid by State or Other Entity?</u>	<u>Final Report of Travel Y/N?</u>
LNR401	CA	N/A	Sanctuary Coordinator	10/19/2023	10/19/2023	Onboarding new employees and stranding training in Hilo.	Y	N	y	\$ 332.79	State	Y
LNR401	CA	39765	Education Specialist IV	10/21/2023	10/21/2023	To assist with an education fishing derby event that is located in Wahiawa PFA.	Y	N	Y	\$ 137.78	State	Y
LNR401	CA	39764	Education specialist IV	10/21/2023	10/21/2023	To attend Day without water outreach event at wahiawa Recreation Area.	Y	Y	N	\$ 185.29	State	Y
LNR401	CA	2951	DAR Administrator	10/22/2023	10/29/2023	To attend the 47th US Coral reef task force meeting.	Y	Y	N	\$ 4,044.68	State	Y
LNR401	CA	117192	Contracts Specialist	10/27/2023	10/27/2023	Attend site visits in Waianae, AFRC and Honouliuli west loch for 3 diff projects.	Y	Y	N	\$ 190.80	State	Y
LNR401	CA	122865	DAR Program Manager	11/2/2023	11/3/2023	To support and participate the Kipahulu public hearing	Y	Y	N	\$ 291.39	State	N
LNR402	DB	24945	Fire Protection Forester	1/4/2023	1/5/2023	RAWS station annual service	Y	N	N	\$ 261.26	State	N
LNR402	DA	24945	Fire Protection Forester	1/9/2023	1/13/2023	2023 NASF CMS-Wildland Fire Meeting	N	y	N	\$ 1,873.88	State	N
LNR402	DA	9131	FWT IV	1/19/2023	1/20/2023	TA into vacant position #12044, FWT V Molokai	Y	N	N	\$ 591.46	State	N
LNR402	DB	24945	Fire Protection Forester	1/23/2023	1/26/2023	FY2023 Wildland Urban Interface (WUI) Calibration Training	N	N	Y	\$ 1,280.01	State	N
LNR402	DA	N/A	Outreach Specialist	1/24/2023	1/24/2023	Attend and present at the legislative educational/outreach event	Y	N	N	\$ 103.41	State	N
LNR402	DA	52385	HISC Coordinator	1/30/2023	1/31/2023	Setup of Pest Monitoring with BIISC, HAL, DoD and site visit	Y	N	N	\$ 406.10	State	N
LNR402	DA	120852	Wildlife Biologist IV	2/1/2023	5/25/2023	Kure Atoll	N	N	N	\$ 4,086.00	State	N
LNR402	DA	10945	Wildlife Manager	2/6/2023	2/6/2023	Meeting with Puu O Hoku Ranch	Y	Y	N	\$ 361.42	State	N
LNR402	DA	13141	Human Resources Officer	2/6/2023	2/6/2023	Discuss possible outsting payments in HIP	N	Y	N	\$ 119.90	State	N
LNR402	DA	15015	Wildlife Program Manager	2/6/2023	2/7/2023	Assist with Palila surveys on Mauna Kea	Y	N	N	\$ 228.90	State	N
LNR402	DA	27026	Botanist	2/6/2023	2/8/2023	PEPP outplanting fieldwork at Hoo O Na Pali NAR	Y	N	N	\$ 183.01	State	N
LNR402	DA	2882	Administrator	2/6/2023	2/6/2023	Discuss possible outstanding payments in HIP	N	Y	N	\$ 97.90	State	N

Department of Land and Natural Resources  
Work-related travel as of November 30, 2023

Table 23

<u>Prog ID</u>	<u>Sub-Org</u>	<u>Position Number</u>	<u>Job Title</u>	<u>Start Date</u>	<u>End Date</u>	<u>Justification for Travel</u>	<u>Full Agenda Y/N?</u>	<u>Meetings Attended Y/N?</u>	<u>Training Sessions Y/N?</u>	<u>Total Cost of Trip</u>	<u>Cost Paid by State or Other Entity?</u>	<u>Final Report of Travel Y/N?</u>
LNR402	DA	50940	Wildlife Biologist	2/6/2023	2/7/2023	Assist with Palila surveys on Mauna Kea	Y	N	N	\$ 361.40	State	N
LNR402	DA	27073	Wildlife Biologist	2/6/2023	2/6/2023	Puu o Hoku Ranch Meeting	N	Y	N	\$ 257.86	State	N
LNR402	DA	122307	Wildlife Biologist IV	2/6/2023	2/11/2023	Challenge Accepted 2023 Annual Meeting, The Wildlife Society Meeting	Y	Y	N	\$ 1,531.16	State	N
LNR402	DA	27073	Wildlife Biologist	2/14/2023	2/18/2023	Participate in the Pacific Seabird Group Annual Meeting	N	Y	N	\$ 1,886.90	State	N
LNR402	DB	24945	Fire Protection Forester	2/14/2023	2/17/2023	RAWS station annual service	Y	N	N	\$ 731.26	State	N
LNR402	DB	11632	Forestry Management Supervisor	2/14/2023	2/14/2023	Attend Hawaii Fire Chiefs Meeting	N	Y	N	\$ 107.40	State	N
LNR402	DB	27062	Forester III	2/21/2023	2/24/2023	Emergency Management Team meeting	Y	Y	Y	\$ 352.86	State	N
LNR402	DA	N/A	Wildlife Disease Specialist	2/23/2023	2/23/2023	Molokai Nene Health Assessments	Y	N	N	\$ 215.86	State	N
LNR402	DA	N/A	Information Technology Specialist	2/23/2023	2/23/2023	Hawaii Island Site Visit to Complete Inventory Check	N	N	N	\$ 290.05	State	N
LNR402	DA	N/A	Information Technology Specialist	2/23/2023	2/23/2023	Hawaii Island Site Visit to Complete Inventory Check	N	N	N	\$ 195.55	State	N
LNR402	DA	50940	Wildlife Biologist	2/23/2023	2/24/2023	Site visit at Maui Bird Conservation Center for project planning purposes	Y	N	N	\$ 166.59	State	N
LNR402	DA	27026	Botanist	3/1/2023	3/1/2023	Site visit to Kaupulehu Preserve with NEPM and PEPP	Y	N	N	\$ 135.01	State	N
LNR402	DA	15015	Wildlife Program Manager	3/1/2023	3/1/2023	Endangered Species Recovery Committee site visit and meeting	Y	Y	N	\$ 522.64	State	N
LNR402	DA	112450	F&W Tech 4	3/2/2023	3/2/2023	ROD Survey	Y	N	N	\$ 70.00	State	N
LNR402	DA	118291	Forester 2	3/2/2023	3/2/2023	ROD Survey	Y	N	N	\$ 70.00	State	N
LNR402	DA	27026	Botanist	3/8/2023	2/3/2023	Transferring plants for Lyon to Olinda and NEPM Maui Nui Planning meeting	Y	Y	N	\$ 119.92	State	N
LNR402	DA	N/A	Network Analyst	3/9/2023	3/9/2023	IT Network Audit and Site Visit	Y	N	N	\$ 182.91	State	N
LNR402	DA	122307	Wildlife Biologist IV	3/12/2023	3/17/2023	Forest Bird Surveys on Lihue	N	N	N	\$ 306.40	State	N
LNR402	DA	N/A	Hawaiian Hawk Research Technician	3/13/2023	3/17/2023	Conduct Hawaii Forest Bird surveys	Y	N	N	\$ 161.79	State	N
LNR402	DA	52385	HISC Coordinator	3/15/2023	3/15/2023	Big Island Invasive Species Committee Steering Comm Meeting	N	Y	N	\$ 138.90	State	N
LNR402	DA	118212	Forest Mgmt Supvr I	3/26/2023	3/30/2023	IAFC Wildland Urban Interface (WUI Fire Conference)	Y	N	Y	\$ 2,415.18	State	N
LNR402	DB	11632	Forestry Management Supervisor	3/26/2023	3/31/2023	Attend IAFC Wildland Urban Interface Conference	Y	N	Y	\$ 3,838.94	State	N

Department of Land and Natural Resources  
Work-related travel as of November 30, 2023

Table 23

<u>Prog ID</u>	<u>Sub-Org</u>	<u>Position Number</u>	<u>Job Title</u>	<u>Start Date</u>	<u>End Date</u>	<u>Justification for Travel</u>	<u>Full Agenda Y/N?</u>	<u>Meetings Attended Y/N?</u>	<u>Training Sessions Y/N?</u>	<u>Total Cost of Trip</u>	<u>Cost Paid by State or Other Entity?</u>	<u>Final Report of Travel Y/N?</u>
LNR402	DB	118285	Forester III	3/26/2023	3/31/2023	Attend IAF Wildland Urban Interface Conference	N	N	N	\$ 2,941.11	State	N
LNR402	DB	11447	Forester IV	3/26/2023	3/31/2023	Attend IAF Wildland Urban Interface Conference	N	N	N	\$ 3,301.11	State	N
LNR402	DA	10945	Wildlife Manager	3/28/2023	3/28/2023	Escort Molokai DOFAW employee to random drug/alcohol testing	Y	N	N	\$ 323.92	State	N
LNR402	DA	122045	FWT IV	3/28/2023	3/31/2023	NENE GOOSE BANDING	Y	N	N	\$ 1,549.35	State	N
LNR402	DA	N/A	Kupu Aina Corp Participant	3/28/2023	3/31/2023	West Maui yellow-faced bee survey	Y	N	N	\$ 440.01	State	N
LNR402	DA	N/A	Assistant Professor at UH Manoa	3/28/2023	3/31/2023	West Maui yellow-faced bee survey	Y	N	N	\$ 1,518.88	State	N
LNR402	DA	N/A	Kupu Aina Corp Participant	4/4/2023	4/6/2023	West Maui yellow-faced bee survey	Y	N	N	\$ 467.01	State	N
LNR402	DA	N/A	Assistant Professor at UH Manoa	4/4/2023	4/6/2023	West Maui yellow-faced bee survey	Y	N	N	\$ 1,119.48	State	N
LNR402	DA	15015	Wildlife Program Manager	4/6/2023	4/6/2023	Department of Defence REPI meeting	N	Y	N	\$ 234.90	State	N
LNR402	DA	121988	Program Specialist	4/8/2023	4/15/2023	Attend NGMA 2023 Annual Grants Training	N	N	Y	\$ 5,340.24	State	N
LNR402	DA	110303	Accountant IV	4/8/2023	4/15/2023	Attend NGMA Annual Grants Training	Y	Y	Y	\$ 5,560.61	State	Y
LNR402	DA	112450	F&W Tech 4	4/10/2023	4/10/2023	Rapid Ohia Survey	Y	N	N	\$ 244.92	State	N
LNR402	DA	118291	Forester 2	4/10/2023	4/10/2023	Rapid Ohia Survey	Y	N	N	\$ 244.92	State	N
LNR402	DA	52385	HISC Coordinator	4/11/2023	4/12/2023	Site visits with HISC funded projects - Hawaii ant lab & two-lined spittle bug	Y	N	N	\$ 647.87	State	N
LNR402	DA	N/A	Kupu Intern	4/13/2023	4/13/2023	Staffing outreach booth for Rapid Ohia at Merrie Monarch Festival	Y	N	N	\$ 188.59	State	N
LNR402	DB	47596	Trails & Access Spclt V	4/16/2023	4/23/2023	American Trails "2023 International Trails Symposium & Training Institute & the Sustainable Trails Conference	Y	Y	Y	\$ 4,034.48	State	N
LNR402	DA	27026	Botanist	4/19/2023	4/19/2023	DOFAW & PEPP outplanting project	Y	N	N	\$ 220.15	State	N
LNR402	DA	122042	Wildlife Biologist IV	4/20/2023	4/21/2023	NENE RECOVERY ACTION GROUP	N	Y	N	\$ 635.47	State	N
LNR402	DA	10945	Wildlife Manager	4/20/2023	4/21/2023	Nene Core Group Discussion	Y	Y	N	\$ 501.17	State	N
LNR402	DA	N/A	Survey Entomologist	4/24/2023	4/27/2023	Conduct Arthropod surveys	Y	N	N	\$ 270.51	State	N
LNR402	DA	N/A	Forest Response Coordinator	4/27/2023	5/7/2023	Participate in the 4th International Congress of Biological Invasions as an invited presenter for a special symposium on Rapid Ohia Death in Hawaii	N	N	Y	\$ 4,364.45	State	N
LNR402	DA	118291	Forester 2	4/28/2023	4/28/2023	ROD Ohia Sample	Y	N	N	\$ 70.00	State	N
LNR402	DA	112450	F&W Tech 4	4/28/2023	4/28/2023	ROD Ohia Sample	Y	N	N	\$ 70.00	State	N

Department of Land and Natural Resources  
Work-related travel as of November 30, 2023

Table 23

<u>Prog ID</u>	<u>Sub-Org</u>	<u>Position Number</u>	<u>Job Title</u>	<u>Start Date</u>	<u>End Date</u>	<u>Justification for Travel</u>	<u>Full Agenda Y/N?</u>	<u>Meetings Attended Y/N?</u>	<u>Training Sessions Y/N?</u>	<u>Total Cost of Trip</u>	<u>Cost Paid by State or Other Entity?</u>	<u>Final Report of Travel Y/N?</u>
LNR402	DB	118405	Equipment Operator II	5/1/2023	5/5/2023	S-200 IAIC Training & S-230 Crewboss Training	Y	N	Y	\$ 1,209.75	State	N
LNR402	DB	122007	Wildlife Biologist IV	5/1/2023	5/2/2023	S-200 IAIC Training	Y	N	Y	\$ 495.14	State	N
LNR402	DB	122272	F & W Worker III	5/1/2023	5/5/2023	S-200 IAIC Training & S-230 Crewboss Training	Y	N	Y	\$ 1,370.49	State	N
LNR402	DB	122833	Forestry Worker III	5/1/2023	5/5/2023	S-200 IAIC Training & Crewboss Training	Y	N	Y	\$ 1,764.40	State	N
LNR402	DB	118212	Forest Mgmt Supvr I	5/2/2023	5/5/2023	Will be teaching Wildland Fire Classes	N	N	N	\$ 1,352.91	State	N
LNR402	DA	52385	HISC Coordinator	5/8/2023	5/9/2023	Kauai Invasive Species Committee Steering Comm Meeting	N	Y	N	\$ 725.11	State	N
LNR402	DB	11632	Forestry Management Supervisor I	5/9/2023	5/9/2023	Attend HFCA Board Meeting	N	Y	N	\$ 150.14	State	N
LNR402	DA	2882	Administrator	5/9/2023	5/9/2023	Site visit for endangered bird aviary construction project planning	Y	N	N	\$ 116.90	State	N
LNR402	DA	50940	Wildlife Biologist	5/9/2023	5/9/2023	Site visit for endangered bird aviary construction project planning	Y	N	N	\$ 156.42	State	N
LNR402	DA	15015	Wildlife Program Manager	5/9/2023	5/9/2023	Site visit for endangered bird aviary construction project planning	Y	N	N	\$ 138.90	State	N
LNR402	DA	52385	HISC Coordinator	5/15/2023	5/15/2023	Airport signatory approval for ITO Pest Monitoring Program	Y	N	N	\$ 145.39	State	N
LNR402	DA	119249	Entomologist	5/15/2023	5/15/2023	Birds Not Mosquitos site visit	Y	N	N	\$ 167.40	State	N
LNR402	DA	N/A	Survey Entomologist	5/15/2023	5/19/2023	Conduct Arthropod surveys	Y	N	N	\$ 350.49	State	N
LNR402	DA	15015	Wildlife Program Manager	5/15/2023	5/15/2023	Birds Not Mosquitos site visit	Y	N	N	\$ 291.40	State	N
LNR402	DA	12604	Wildlife Biologist V	5/16/2023	5/16/2023	Attending PR Non-Game Core Group Meeting	N	Y	N	\$ 135.90	State	N
LNR402	DA	122042	Wildlife Biologist IV	5/16/2023	5/16/2023	Native Species Core Meeting	N	Y	N	\$ 126.39	State	N
LNR402	DA	10945	Wildlife Manager	5/16/2023	5/16/2023	Non-Game Core Meeting	Y	Y	N	\$ 174.89	State	N
LNR402	DA	N/A	Watershed Field Assistant	5/18/2023	5/19/2023	ROD Outreach Workshop	Y	Y	Y	\$ 352.86	State	N
LNR402	DA	27062	Forester III	5/18/2023	5/19/2023	ROD Outreach Workshop	Y	Y	Y	\$ 352.86	State	N
LNR402	DA	N/A	Watershed Field Assistant	5/18/2023	5/19/2023	ROD Outreach Workshop	Y	Y	Y	\$ 352.86	State	N
LNR402	DB	13312	FWWII	5/23/2023	5/24/2023	Fire refresher	Y	Y	Y	\$ 797.24	State	N
LNR402	DA	122307	Wildlife Biologist IV	5/30/2023	6/28/2023	Mouse Eradication on Midway Atoll	N	N	N	\$ 224.49	State	N
LNR402	DA	9131	FWT IV	5/31/2023	6/2/2023	TA into vacant position #12044, FWT V Molokai	Y	N	N	\$ 1,145.45	State	N
LNR402	DA	118332	Watershed Planner	5/31/2023	6/2/2023	Ilio Point site visit and Aha Moku community meeting	Y	Y	N	\$ 430.20	State	N



Department of Land and Natural Resources  
Work-related travel as of November 30, 2023

Table 23

<u>Prog ID</u>	<u>Sub-Org</u>	<u>Position Number</u>	<u>Job Title</u>	<u>Start Date</u>	<u>End Date</u>	<u>Justification for Travel</u>	<u>Full Agenda Y/N?</u>	<u>Meetings Attended Y/N?</u>	<u>Training Sessions Y/N?</u>	<u>Total Cost of Trip</u>	<u>Cost Paid by State or Other Entity?</u>	<u>Final Report of Travel Y/N?</u>
LNR402	DA	N/A	Office Assistant	6/2/2023	6/2/2023	Attending DOFAW Hawaii Office Travel Coordination Meeting	N	Y	N	\$ 154.89	State	N
LNR402	DB	24945	Fire Protection Forester	6/7/2023	6/7/2023	2023 Wildlife & Drought Lookout media kickoff conference	N	Y	N	\$ 145.40	State	N
LNR402	DA	2883	Forestry & Wildlife Manager	6/13/2023	6/15/2023	Assisting in Chainsaw Training on Oahu	N	N	Y	\$ 1,463.99	State	N
LNR402	DA	N/A	Entomological Technician	6/13/2023	6/16/2023	Conduct Arthropod surveys	Y	N	N	\$ 210.99	State	N
LNR402	DA	N/A	Survey Entomologist	6/13/2023	6/16/2023	Conduct Arthropod surveys	Y	N	N	\$ 298.99	State	N
LNR402	DB	24945	Fire Protection Forester	6/13/2023	6/14/2023	A219 Helicopter external lead training	N	N	Y	\$ 737.76	State	N
LNR402	DA	122041	Wildlife Biologist III	6/19/2023	6/21/2023	Attending Annual Islandwide Nene Survey on Kauai	N	N	N	\$ 1,076.08	State	N
LNR402	DA	122045	FWT IV	6/19/2023	6/21/2023	Nene Survey	Y	N	N	\$ 734.43	State	N
LNR402	DA	46947	FWT IV	6/19/2023	6/21/2023	Nene Survey	Y	N	N	\$ 563.43	State	N
LNR402	DA	N/A	Non-Employee	6/19/2023	6/23/2023	Flora/Fauna Survey Molokai	Y	N	N	\$ 628.20	State	N
LNR402	DA	N/A	Non-Employee	6/19/2023	6/23/2023	Flora/Fauna Survey Molokai	Y	N	N	\$ 1,750.52	State	N
LNR402	DA	27073	Wildlife Biologist	6/20/2023	6/20/2023	Kauai nene survey	Y	N	N	\$ 157.90	State	N
LNR402	DA	N/A	Watershed Field Assistant	6/21/2023	6/22/2023	ROD Meeting/Field Day	Y	Y	Y	\$ 380.09	State	N
LNR402	DA	122950	NRM Specialist IV	6/26/2023	6/30/2023	Attend 2023 Conservation Conference	N	N	N	\$ 2,680.58	State	N
LNR402	DA	N/A	KUPU Member	6/27/2023	6/29/2023	Hawaii Conservation Conference	Y	Y	N	\$ 1,200.99	State	N
LNR402	DA	118733	Wildlife Biologist IV	6/27/2023	6/29/2023	Hawaii Conservation Conference	Y	Y	N	\$ 1,235.49	State	N
LNR402	DA	122005	Wildlife Biologist IV	6/27/2023	6/29/2023	2023 Hawaii Conservation Conference	Y	Y	N	\$ 1,173.52	State	N
LNR402	DA	N/A	Producer and Director	6/27/2023	6/30/2023	participate at the Hawaii Conservation Conference as a key panelist for the documentary film "Kahuli" and to work with the Snail Extinction Prevention Program	N	N	Y	\$ 1,203.56	State	N
LNR402	DA	2882	Administrator	6/28/2023	6/30/2023	Join the Secretary of Interior, Secretary Haaland's visit to Big Island	Y	N	N	\$ 937.80	State	N
LNR402	DB	24945	Fire Protection Forester	7/7/2023	7/14/2023	Attend the Dept of Defence Climate Resilience Workshop and be a speaker at the Wildland Fire session	N	N	Y	\$ 2,751.92	State	N
LNR402	DA	N/A	KUPU Intern	7/17/2023	7/17/2023	Outreach video/filming project at Ahihi Kinau NAR	Y	N	N	\$ 121.89	State	N
LNR402	DB	24945	Fire Protection Forester	7/21/2023	7/21/2023	RAWS weather station annual maintenance	Y	N	N	\$ 299.86	State	N
LNR402	DB	N/A	Non Employee	7/23/2023	7/26/2023	Forestry Core Group Meeting	Y	Y	N	\$ 1,051.55	State	N

Department of Land and Natural Resources  
Work-related travel as of November 30, 2023

Table 23

<u>Prog ID</u>	<u>Sub-Org</u>	<u>Position Number</u>	<u>Job Title</u>	<u>Start Date</u>	<u>End Date</u>	<u>Justification for Travel</u>	<u>Full Agenda Y/N?</u>	<u>Meetings Attended Y/N?</u>	<u>Training Sessions Y/N?</u>	<u>Total Cost of Trip</u>	<u>Cost Paid by State or Other Entity?</u>	<u>Final Report of Travel Y/N?</u>
LNR402	DB	N/A	Non Employee	7/23/2023	7/26/2023	Forestry Core Group Meeting	Y	Y	N	\$ 510.29	State	N
LNR402	DB	118212	Forest Mgmt Supvr I	7/24/2023	7/26/2023	Teach 130/190 Fire Class	N	N	N	\$ 544.99	State	N
LNR402	DB	122833	Forestry Worker III	7/24/2023	7/26/2023	Teach 130/190 Fire Class	N	N	N	\$ 917.19	State	N
LNR402	DB	122005	Wildlife Biologist IV	7/24/2023	7/26/2023	Forestry Core Group Meeting	Y	Y	N	\$ 1,368.87	State	N
LNR402	DB	24945	Fire Protection Forester	7/28/2023	7/28/2023	RAWS weather station annual maintenance	Y	N	N	\$ 135.88	State	N
LNR402	DA	N/A	Survey Entomologist	7/31/2023	8/2/2023	Conduct Arthropod surveys	Y	N	N	\$ 234.49	State	N
LNR402	DA	27073	Wildlife Biologist	7/31/2023	8/1/2023	Hawaii Island Seabird Survey	Y	N	N	\$ 247.99	State	N
LNR402	DB	24945	Fire Protection Forester	8/2/2023	8/3/2023	RAWS weather station annual maintenance	Y	N	N	\$ 246.99	State	N
LNR402	DB	24945	Fire Protection Forester	8/4/2023	8/4/2023	RAWS weather station annual maintenance	Y	N	N	\$ 180.20	State	N
LNR402	DA	122307	Wildlife Biologist IV	8/7/2023	8/8/2023	Attending Methods Survey Meeting for Seabirds and Waterbirds	N	Y	N	\$ 253.99	State	N
LNR402	DA	120765	Wildlife Biologist III	8/7/2023	8/7/2023	Seabird surveys Protocols	N	Y	N	\$ 203.39	State	N
LNR402	DA	10945	Wildlife Manager	8/7/2023	8/7/2023	Meeting	Y	Y	N	\$ 193.89	State	N
LNR402	DA	42108	Wildlife Biologist	8/7/2023	8/7/2023	Meeting	Y	Y	N	\$ 116.89	State	N
LNR402	DA	118733	Wildlife Biologist IV	8/8/2023	8/8/2023	Waterbird Survey Meeting	N	Y	N	\$ 288.99	State	N
LNR402	DA	118219	Office Assistant	8/9/2023	8/9/2023	Travel Procedure Meeting	N	Y	N	\$ 165.39	State	N
LNR402	DA	12970	Secretary	8/9/2023	8/9/2023	Travel Procedure Meeting	N	Y	N	\$ 88.39	State	N
LNR402	DA	N/A	Survey Entomologist	8/14/2023	8/16/2023	Conduct Arthropod surveys	Y	N	N	\$ 519.38	State	N
LNR402	DA	9696	Protection Forester	8/17/2023	8/17/2023	Tree planting ceremony at Puuwaawaa with Senator Hirono	Y	N	N	\$ 240.59	State	N
LNR402	DA	24945	Fire Protection Forester	8/17/2023	8/17/2023	Meeting with MEMA and Maui Forestry Pgrm Mgr relating to Hurricane Dora	N	Y	N	\$ 50.38	State	N
LNR402	DA	46763	Education & Information Specialist	8/21/2023	8/23/2023	Planning and staffing for legislative site visit	Y	N	N	\$ 591.60	State	N
LNR402	DA	N/A	KUPU Intern	8/21/2023	8/23/2023	Planning and staffing for legislative site visit	Y	N	N	\$ 842.50	State	N
LNR402	DA	24945	Fire Protection Forester	8/21/2023	8/25/2023	Working w/USFS Burned Area recovery team for Maui Emergency response and Hilo Legislative outreach	Y	N	N	\$ 470.39	State	N
LNR402	DA	122042	Wildlife Biologist IV	8/23/2023	8/25/2023	Briefing and participating in Hawaii Nene population survey	Y	Y	N	\$ 832.34	State	N
LNR402	DA	27073	Wildlife Biologist	8/23/2023	8/25/2023	Hawaii Island Nene Survey	Y	N	N	\$ 328.59	State	N

Department of Land and Natural Resources  
Work-related travel as of November 30, 2023

Table 23

<u>Prog ID</u>	<u>Sub-Org</u>	<u>Position Number</u>	<u>Job Title</u>	<u>Start Date</u>	<u>End Date</u>	<u>Justification for Travel</u>	<u>Full Agenda Y/N?</u>	<u>Meetings Attended Y/N?</u>	<u>Training Sessions Y/N?</u>	<u>Total Cost of Trip</u>	<u>Cost Paid by State or Other Entity?</u>	<u>Final Report of Travel Y/N?</u>
LNR402	DA	120852	Wildlife Biologist IV	8/24/2023	8/25/2023	Assist Hawaii Island DOFAW with Nene Goose Surveys	N	N	N	\$ 291.99	State	N
LNR402	DA	122213	Snail Extinction Prevention Progra	8/25/2023	8/25/2023	Setting up environmental chamber for rearing rare species	Y	N	N	\$ 62.75	State	N
LNR402	DA	24945	Fire Protection Forester	8/28/2023	8/29/2023	Travel w/USFS Burn Area Emergency Response (BAER) team to assess Mauna Kea Resort fire and Akoni pile fire	Y	N	N	\$ 246.90	State	N
LNR402	DA	118733	Wildlife Biologist IV	9/8/2023	9/8/2023	Wetland Marsh Meeting	N	Y	N	\$ 145.39	State	N
LNR402	DA	24945	Fire Protection Forester	9/11/2023	9/11/2023	Installation of Portable RAWS Station	Y	N	N	\$ 186.80	State	N
LNR402	DB	2919	F & W Worker II	9/18/2023	9/22/2023	S-130 Fire Fighter Training, S-190 Intro to Wildland Fire Behavior, L-180 Human Factors in Wildland Fire Service	Y	N	Y	\$ 1,041.59	State	N
LNR402	DB	48776	Natural Rescs Mgmt Spclt IV	9/18/2023	9/22/2023	S-130 Fire Fighter Training, S-190 Intro to Wildland Fire Behavior, L-180 Human Factors in Wildland Fire Service	Y	N	Y	\$ 1,041.59	State	N
LNR402	DB	117719	F & W Worker II	9/18/2023	9/22/2023	S-130 Fire Fighter Training, S-190 Intro to Wildland Fire Behavior, L-180 Human Factors in Wildland Fire Service	Y	N	Y	\$ 599.99	State	N
LNR402	DB	118212	Forest Mgmt Supvr I	9/18/2023	9/22/2023	Teach 130 / 190 Wildland Fire Class	N	N	N	\$ 1,771.55	State	N
LNR402	DB	118274	Forestry & Wildlife Tech IV	9/18/2023	9/22/2023	S-130 Fire Fighter Training, S-190 Intro to Wildland Fire Behavior, L-180 Human Factors in Wildland Fire Service	Y	N	Y	\$ 580.99	State	N
LNR402	DB	122817	F & W Worker II	9/18/2023	9/22/2023	S-130 Fire Fighter Training, S-190 Intro to Wildland Fire Behavior, L-180 Human Factors in Wildland Fire Service	Y	N	Y	\$ 1,277.51	State	N
LNR402	DB	122834	Forestry & Wildlife Tech IV	9/18/2023	9/22/2023	S-130 Fire Fighter Training, S-190 Intro to Wildland Fire Behavior, L-180 Human Factors in Wildland Fire Service	Y	N	Y	\$ 965.99	State	N

Department of Land and Natural Resources  
Work-related travel as of November 30, 2023

Table 23

<u>Prog ID</u>	<u>Sub-Org</u>	<u>Position Number</u>	<u>Job Title</u>	<u>Start Date</u>	<u>End Date</u>	<u>Justification for Travel</u>	<u>Full Agenda Y/N?</u>	<u>Meetings Attended Y/N?</u>	<u>Training Sessions Y/N?</u>	<u>Total Cost of Trip</u>	<u>Cost Paid by State or Other Entity?</u>	<u>Final Report of Travel Y/N?</u>
LNR402	DB	124661	F & W Worker II	9/18/2023	9/22/2023	S-130 Fire Fighter Training, S-190 Intro to Wildland Fire Behavior, L-180 Human Factors in Wildland Fire Service	Y	N	Y	\$ 599.99	State	N
LNR402	DB	24945	Fire Protection Forester	9/18/2023	9/22/2023	Teaching KFD and DOFAW Fire courses S-130/190 L-180 with fire training cadre	N	N	Y	\$ 965.99	State	N
LNR402	DA	10945	Wildlife Manager	9/19/2023	9/19/2023	Meeting on translocation of nene to Molokai	Y	Y	N	\$ 116.90	State	N
LNR402	DA	11632	Forestry Management Supervisor	9/20/2023	9/22/2023	Assisting with Instruction of S130/190 Wildland Fire Training	N	N	Y	\$ 1,258.64	State	N
LNR402	DA	2882	Administrator	9/26/2023	9/26/2023	Honolua-Honokohau site visit	Y	N	N	\$ 203.63	State	N
LNR402	DB	24945	Fire Protection Forester	10/2/2023	10/3/2023	Fire Planning meeting with HWMO and partners	N	Y	N	\$ 418.00	State	N
LNR402	DA	27062	Forester III	10/3/2023	10/5/2023	RAWSMaintenance Training	Y	Y	Y	\$ 1,918.65	State	N
LNR402	DA	27062	Forester III	10/9/2023	10/13/2023	NIMS ICS All-Hazards Safety Officer Course	Y	Y	Y	\$ 1,530.13	State	N
LNR402	DA	27026	Botanist	10/12/2023	10/12/2023	PEPP field work at Wainiha and transporting collections back to Lyon	Y	N	N	\$ 145.64	State	N
LNR402	DA	24945	Fire Protection Forester	10/12/2023	10/13/2023	Meetings w/Forestry Program Manager and Speaking engagement	N	Y	N	\$ 480.30	State	N
LNR402	DA	122708	GiS & Geodatabase Coordinator	10/19/2023	10/19/2023	Hawaii Invasive Species Committee Data Hui Meeting	N	Y	N	\$ 251.49	State	N
LNR402	DA	52385	HISC Coordinator	10/24/2023	10/24/2023	Speaker at Hawaii Farm Bureau Convention	N	Y	N	\$ 217.89	State	N
LNR402	DA	50940	Wildlife Biologist	11/1/2023	11/1/2023	Attend 'alala and forest bird survey planning meeting	N	Y	N	\$ 224.51	State	N
LNR402	DA	122861	FWT IV	11/2/2023	11/3/2023	ROD Survey and Invasive Aerial Spraying in Wailau	Y	N	N	\$ 610.70	State	N
LNR402	DA	112450	FWT IV	11/2/2023	11/3/2023	ROD Survey and Invasive Aerial Spraying in Wailau	Y	N	N	\$ 380.70	State	N
LNR402	DA	N/A	Non-Employee	11/2/2023	11/3/2023	ROD Survey and Invasive Aerial Spraying in Wailau	Y	N	N	\$ 380.70	State	N
LNR402	DA	N/A	Non-Employee	11/2/2023	11/3/2023	ROD Survey and Invasive Aerial Spraying in Wailau	Y	N	N	\$ 380.70	State	N

Department of Land and Natural Resources  
Work-related travel as of November 30, 2023

Table 23

<u>Prog ID</u>	<u>Sub-Org</u>	<u>Position Number</u>	<u>Job Title</u>	<u>Start Date</u>	<u>End Date</u>	<u>Justification for Travel</u>	<u>Full Agenda Y/N?</u>	<u>Meetings Attended Y/N?</u>	<u>Training Sessions Y/N?</u>	<u>Total Cost of Trip</u>	<u>Cost Paid by State or Other Entity?</u>	<u>Final Report of Travel Y/N?</u>
LNR402	DA	118212	Forest Mgmt Supvr I	11/3/2023	11/4/2023	Assist Maui Emergency Management Agency with the Post Lahaina Fire Incident	N	N	N	\$ 466.88	State	N
LNR402	DA	122833	Forestry Worker III	11/3/2023	11/24/2023	Assist Maui Emergency Management Agency with the Post Lahaina Fire Incident	N	N	N	\$ 1,852.38	State	N
LNR402	DA	118212	Forest Mgmt Supvr I	11/6/2023	11/11/2023	Assist Maui Emergency Management Agency with the Post Lahaina Fire Incident	N	N	N	\$ 1,115.88	State	N
LNR402	DA	52385	HISC Coordinator	11/7/2023	11/7/2023	Senate Ways and Means Committee site visit	Y	N	N	\$ 171.28	State	N
LNR402	DA	50940	Wildlife Biologist	11/8/2023	11/8/2023	Attend public meeting for 'alala EA	N	Y	N	\$ 118.79	State	N
LNR402	DA	118212	Forest Mgmt Supvr I	11/13/2023	11/18/2023	Assist Maui Emergency Management Agency with the Post Lahaina Fire Incident	N	N	N	\$ 1,111.13	State	N
LNR402	DA	118212	Forest Mgmt Supvr I	11/20/2023	11/24/2023	Assist Maui Emergency Management Agency with the Post Lahaina Fire Incident	N	N	N	\$ 967.88	State	N
LNR404	GC	112683	Hydrologist VI	1/25/2023	1/25/2023	Kohala complaint investigation	N	N	N	\$ 227.90	State	Y
LNR404	GC	118215	Geologist I	1/25/2023	1/25/2023	Kohala complaint investigation	N	N	N	\$ 153.40	State	N
LNR404	GC	118214	Hydrologist III	1/25/2023	1/25/2023	Kohala complaint investigation	N	N	N	\$ 153.40	State	Y
LNR404	GC	112683	Hydrologist VI	1/30/2023	1/30/2023	Honomanu & Haipuaena USGS site visit	N	N	N	\$ 147.80	State	N
LNR404	GC	112683	Hydrologist VI	2/1/2023	2/1/2023	East Maui gage installation	N	N	N	\$ 110.41	State	N
LNR404	GC	117628	Geologist II	2/2/2023	2/2/2023	Kona Deep Monitor Well Fieldwork	N	N	N	\$ 108.41	State	N
LNR404	GC	112683	Hydrologist VI	2/6/2023	2/6/2023	Kokee stream gaging station site visit	N	N	N	\$ 190.51	State	N
LNR404	GC	121596	Engineering Tech VI	2/6/2023	2/6/2023	Kokee stream gaging station site visit	N	N	N	\$ 116.01	State	N
LNR404	GC	112683	Hydrologist VI	2/8/2023	2/8/2023	Follow-up meeting with Molokai Ranch & the community	N	N	N	\$ 366.50	State	Y
LNR404	GC	112683	Hydrologist VI	2/10/2023	2/10/2023	Huelo - EMI Lowrie Ditch intakes site visit	N	N	N	\$ 148.40	State	N
LNR404	GC	112683	Hydrologist VI	2/14/2023	2/14/2023	Waimea Canyon to service damaged stream gages	N	N	N	\$ 192.42	State	N
LNR404	GC	118214	Hydrologist III	2/14/2023	2/14/2023	Waimea Canyon to service damaged stream gages	N	N	N	\$ 119.92	State	N
LNR404	GC	117628	Geologist II	2/22/2023	2/24/2023	Kona Deep Monitor Well Fieldwork	N	N	N	\$ 1,016.43	State	N

Department of Land and Natural Resources  
Work-related travel as of November 30, 2023

Table 23

<u>Prog ID</u>	<u>Sub-Org</u>	<u>Position Number</u>	<u>Job Title</u>	<u>Start Date</u>	<u>End Date</u>	<u>Justification for Travel</u>	<u>Full Agenda Y/N?</u>	<u>Meetings Attended Y/N?</u>	<u>Training Sessions Y/N?</u>	<u>Total Cost of Trip</u>	<u>Cost Paid by State or Other Entity?</u>	<u>Final Report of Travel Y/N?</u>
LNR404	GC	117605	Geologist I	2/22/2023	2/24/2023	Kona Deep Monitor Well Fieldwork	N	N	N	\$ 693.43	State	N
LNR404	GC	112683	Hydrologist VI	2/23/2023	2/23/2023	Hawi tunnel and stream diversion site visit	N	N	N	\$ 232.51	State	N
LNR404	GC	118214	Hydrologist III	2/23/2023	2/23/2023	Hawi tunnel and stream diversion site visit	N	N	N	\$ 116.01	State	N
LNR404	GC	112683	Hydrologist VI	2/24/2023	2/24/2023	Honokohau Audit 6 fieldwork	N	N	N	\$ 148.40	State	N
LNR404	GC	118215	Geologist I	2/24/2023	2/24/2023	Honokohau Adit 6 fieldwork	N	N	N	\$ 148.40	State	N
LNR404	GC	118214	Hydrologist III	3/2/2023	3/2/2023	Maui fieldwork	N	N	N	\$ 116.01	State	N
LNR404	GC	121596	Engineering Tech VI	3/2/2023	3/2/2023	Maui fieldwork	N	N	N	\$ 116.01	State	N
LNR404	GC	118214	Hydrologist III	3/6/2023	3/6/2023	Kauai fieldwork	N	N	N	\$ 116.01	State	N
LNR404	GC	121596	Engineering Tech VI	3/6/2023	3/6/2023	Kauai fieldwork	N	N	N	\$ 116.01	State	N
LNR404	GC	118214	Hydrologist III	3/9/2023	3/9/2023	Maui fieldwork	N	N	N	\$ 116.01	State	N
LNR404	GC	121596	Engineering Tech VI	3/9/2023	3/9/2023	Maui fieldwork	N	N	N	\$ 116.01	State	N
LNR404	GC	117628	Geologist II	3/22/2023	3/23/2023	Maui Deep Monitor Well Fieldwork	N	N	N	\$ 845.91	State	N
LNR404	GC	117605	Geologist I	3/22/2023	3/23/2023	Maui Deep Monitor Well Fieldwork	N	N	N	\$ 616.29	State	N
LNR404	GC	102237	Hydrologist VI	3/22/2023	3/22/2023	Maui Deep Monitor Well Fieldwork	N	N	N	\$ 217.92	State	N
LNR404	GC	N/A	Legal Fellow	3/22/2023	3/22/2023	Maui Deep Monitor Well Fieldwork	N	N	N	\$ 119.92	State	N
LNR404	GC	112683	Hydrologist VI	3/27/2023	3/27/2023	South Waihee Auwai site visit	N	N	N	\$ 125.52	State	N
LNR404	GC	112683	Hydrologist VI	4/12/2023	4/12/2023	Molokai Quarterly Fieldwork	N	N	N	\$ 384.02	State	N
LNR404	GC	121596	Engineering Tech VI	4/12/2023	4/12/2023	Molokai quarterly fieldwork	N	N	N	\$ 260.02	State	N
LNR404	GC	117628	Geologist II	4/20/2023	4/21/2023	Kauai Deep Monitor Well Fieldwork	N	N	N	\$ 797.80	State	N
LNR404	GC	117605	Geologist I	4/20/2023	4/21/2023	Kauai Deep Monitor Well Fieldwork	N	N	N	\$ 507.76	State	N
LNR404	GC	112683	Hydrologist VI	4/26/2023	4/26/2023	Honokwai quarterly fieldwork	N	N	N	\$ 116.01	State	N
LNR404	GC	121596	Engineering Tech VI	4/26/2023	4/26/2023	Honokowai quarterly fieldwork	N	N	N	\$ 118.01	State	N
LNR404	GC	112683	Hydrologist VI	5/9/2023	5/9/2023	West Maui quarterly fieldwork	N	N	N	\$ 125.49	State	N
LNR404	GC	121596	Engineering Tech VI	5/9/2023	5/9/2023	West Maui quarterly fieldwork	N	N	N	\$ 125.49	State	N
LNR404	GC	118214	Hydrologist III	5/15/2023	5/15/2023	Waimea IIFS monitoring station repairs	N	N	N	\$ 139.76	State	N
LNR404	GC	121596	Engineering Tech VI	5/15/2023	5/15/2023	Waimea IIFS monitoring station repairs	N	N	N	\$ 263.76	State	N
LNR404	GC	112683	Hydrologist VI	5/22/2023	5/22/2023	Kokee monitoring station repairs	N	N	N	\$ 263.76	State	N
LNR404	GC	118214	Hydrologist III	5/22/2023	5/22/2023	Waimea-Kekaha IIFS monitoring fieldwork	N	N	N	\$ 206.25	State	N
LNR404	GC	121596	Engineering Tech VI	5/22/2023	5/22/2023	Kokee monitoring station repairs	N	N	N	\$ 139.76	State	N
LNR404	GC	101087	Deputy Director	5/23/2023	5/25/2023	HRWA Training and Technical Conference	Y	Y	Y	\$ 1,045.20	State	N

Department of Land and Natural Resources  
Work-related travel as of November 30, 2023

Table 23

<u>Prog ID</u>	<u>Sub-Org</u>	<u>Position Number</u>	<u>Job Title</u>	<u>Start Date</u>	<u>End Date</u>	<u>Justification for Travel</u>	<u>Full Agenda Y/N?</u>	<u>Meetings Attended Y/N?</u>	<u>Training Sessions Y/N?</u>	<u>Total Cost of Trip</u>	<u>Cost Paid by State or Other Entity?</u>	<u>Final Report of Travel Y/N?</u>
LNR404	GC	101875	Hydrologic Planning Program Manager	5/23/2023	5/25/2023	HRWA Training and Technical Conference	Y	Y	Y	\$ 1,260.66	State	N
LNR404	GC	117628	Geologist II	5/23/2023	5/23/2023	Maui Deep Monitor Well Fieldwork	N	N	N	\$ 215.90	State	N
LNR404	GC	118215	Geologist I	5/31/2023	5/31/2023	Na Wai Eha quarterly fieldwork	N	N	N	\$ 130.25	State	N
LNR404	GC	121596	Engineering Tech VI	5/31/2023	5/31/2023	Na Wai Eha quarterly fieldwork	N	N	N	\$ 130.25	State	N
LNR404	GC	118214	Hydrologist III	6/1/2023	6/8/2023	Society for Freshwater Science 2023 Conference	N	N	N	\$ 1,125.78	State	N
LNR404	GC	112683	Hydrologist VI	6/3/2023	6/7/2023	Society for Freshwater Science 2023 Conference	N	N	N	\$ 1,903.88	State	N
LNR404	GC	118215	Geologist I	6/7/2023	6/7/2023	East Maui quarterly data collection fieldwork	N	N	N	\$ 115.99	State	N
LNR404	GC	121596	Engineering Tech VI	6/7/2023	6/7/2023	East Maui Quarterly Data Collection Fieldwork	N	N	N	\$ 115.99	State	N
LNR404	GC	117628	Geologist II	6/7/2023	6/9/2023	Kona Deep Monitor Well Fieldwork	N	N	N	\$ 1,036.01	State	N
LNR404	GC	117605	Geologist I	6/7/2023	6/9/2023	Kona Deep Monitor Well Fieldwork	N	N	N	\$ 713.01	State	N
LNR404	GC	113074	State Drought and Water Conservation Coordinator	6/8/2023	6/8/2023	County Drought Committee meetings Kūhīlūi	Y	Y	N	\$ 239.91	State	Y
LNR404	GC	113074	State Drought and Water Conservation Coordinator	6/8/2023	6/8/2023	County Drought Committee meetings Waimea	Y	Y	N	\$ 239.91	State	Y
LNR404	GC	122716	Planner IV	6/8/2023	6/8/2023	County Drought Committee meetings Kūhīlūi	Y	Y	N	\$ 135.91	State	Y
LNR404	GC	122716	Planner IV	6/8/2023	6/8/2023	County Drought Committee meetings Waimea	Y	Y	N	\$ 135.91	State	Y
LNR404	GC	118215	Geologist I	6/9/2023	6/9/2023	Ukumehame/Olowalu/Waihee/Waikapu Streamflow Measurements	N	N	N	\$ 157.88	State	N
LNR404	GC	121596	Engineering Tech VI	6/9/2023	6/9/2023	Ukumehame/Olowalu/Waihee/Waikapu Streamflow Measurements	N	N	N	\$ 157.88	State	N
LNR404	GC	113074	State Drought and Water Conservation Coordinator	6/13/2023	6/13/2023	County Drought Committee meetings Līhū'e	Y	Y	N	\$ 239.91	State	Y
LNR404	GC	122716	Planner IV	6/13/2023	6/13/2023	County Drought Committee meetings Līhū'e	Y	Y	N	\$ 135.91	State	Y
LNR404	GC	112683	Hydrologist VI	6/19/2023	6/19/2023	Transducer replacement & complaint investigation	N	N	N	\$ 125.49	State	N
LNR404	GC	101087	Deputy Director	6/21/2023	6/21/2023	Meeting with Council Vice Chair Kīpūkai Kualī'i	N	N	N	\$ 121.64	State	N
LNR404	GC	112683	Hydrologist VI	6/24/2023	6/24/2023	Waioli IIFS transducer install	N	N	N	\$ 244.40	State	N

Department of Land and Natural Resources  
Work-related travel as of November 30, 2023

Table 23

<u>Prog ID</u>	<u>Sub-Org</u>	<u>Position Number</u>	<u>Job Title</u>	<u>Start Date</u>	<u>End Date</u>	<u>Justification for Travel</u>	<u>Full Agenda Y/N?</u>	<u>Meetings Attended Y/N?</u>	<u>Training Sessions Y/N?</u>	<u>Total Cost of Trip</u>	<u>Cost Paid by State or Other Entity?</u>	<u>Final Report of Travel Y/N?</u>
LNR404	GC	103087	Hydrologic Program Mgr	6/26/2023	6/26/2023	Conduct a site visit of the South Waikapū Kuleana 'Auwai	N	N	N	\$ 212.90	State	N
LNR404	GC	112683	Hydrologist VI	6/26/2023	6/26/2023	Ukumehame Biota Survey	N	N	N	\$ 119.89	State	N
LNR404	GC	118215	Geologist I	6/26/2023	6/26/2023	Ukumehame Biota Survey	N	N	N	\$ 119.89	State	N
LNR404	GC	118214	Hydrologist III	6/26/2023	6/26/2023	Ukumehame Biota Survey	N	N	N	\$ 119.89	State	N
LNR404	GC	121596	Engineering Tech VI	6/26/2023	6/26/2023	Ukumehame Biota Survey	N	N	N	\$ 119.89	State	N
LNR404	GC	112683	Hydrologist VI	6/29/2023	6/29/2023	Olowalu biota survey	N	N	N	\$ 119.89	State	N
LNR404	GC	118214	Hydrologist III	6/29/2023	6/29/2023	Olowalu biota survey	N	N	N	\$ 119.89	State	N
LNR404	GC	121596	Engineering Tech VI	6/29/2023	6/29/2023	Olowalu biota survey	N	N	N	\$ 119.89	State	N
LNR404	GC	101087	Deputy Director	6/29/2023	6/29/2023	Hawaii Leeward Planning Conference (HLPC) Members Meeting and Water Roundtable and the Public Freshwater Summit	N	N	N	\$ 160.49	State	N
LNR404	GC	112683	Hydrologist VI	7/5/2023	7/5/2023	West Maui Biota Survey	N	N	N	\$ 159.90	State	N
LNR404	GC	118214	Hydrologist III	7/5/2023	7/5/2023	West Maui biota survey	N	N	N	\$ 159.90	State	N
LNR404	GC	N/A	Legal Fellow	7/5/2023	7/5/2023	West Maui Biota Survey	N	N	N	\$ 153.70	State	N
LNR404	GC	112683	Hydrologist VI	7/7/2023	7/7/2023	West Maui biota survey	N	N	N	\$ 159.88	State	N
LNR404	GC	118215	Geologist I	7/7/2023	7/7/2023	West Maui biota survey	N	N	N	\$ 159.88	State	N
LNR404	GC	118214	Hydrologist III	7/7/2023	7/7/2023	West Maui biota survey	N	N	N	\$ 159.80	State	N
LNR404	GC	121596	Engineering Tech VI	7/7/2023	7/7/2023	West Maui biota survey	N	N	N	\$ 159.88	State	N
LNR404	GC	112683	Hydrologist VI	7/10/2023	7/10/2023	West Maui biota surveys	N	N	N	\$ 127.49	State	N
LNR404	GC	118214	Hydrologist III	7/10/2023	7/10/2023	West Maui biota survey	N	N	N	\$ 127.49	State	N
LNR404	GC	121596	Engineering Tech VI	7/10/2023	7/10/2023	West Maui biota survey	N	N	N	\$ 127.49	State	N
LNR404	GC	112683	Hydrologist VI	7/12/2023	7/12/2023	Maui biota survey	N	N	N	\$ 121.89	State	N
LNR404	GC	118214	Hydrologist III	7/12/2023	7/12/2023	West Maui biota survey	N	N	N	\$ 121.89	State	N
LNR404	GC	121596	Engineering Tech VI	7/12/2023	7/12/2023	West Maui biota survey	N	N	N	\$ 121.89	State	N
LNR404	GC	117628	Geologist II	7/12/2023	7/13/2023	Maui Deep Monitor Well Fieldwork	N	N	N	\$ 684.99	State	N
LNR404	GC	117605	Geologist I	7/12/2023	7/13/2023	Maui Deep Monitor Well Fieldwork	N	N	N	\$ 485.37	State	N
LNR404	GC	101087	Deputy Director	7/16/2023	7/19/2023	AWRA 2023 Summer Conference	Y	Y	N	\$ 2,364.98	State	N
LNR404	GC	101875	Hydrologic Planning Program Manager	7/16/2023	7/19/2023	AWRA 2023 Summer Conference	Y	Y	N	\$ 2,793.97	State	N
LNR404	GC	112683	Hydrologist VI	7/28/2023	7/28/2023	Kohala fieldwork	N	N	N	\$ 298.99	State	N
LNR404	GC	118214	Hydrologist III	7/28/2023	7/28/2023	Kohala fieldwork	N	N	N	\$ 174.99	State	N
LNR404	GC	112683	Hydrologist VI	7/31/2023	7/31/2023	Na Wai Eha measurements	N	N	N	\$ 140.90	State	N
LNR404	GC	118214	Hydrologist III	7/31/2023	7/31/2023	Na Wai Eha measurements	N	N	N	\$ 140.90	State	N



Department of Land and Natural Resources  
Work-related travel as of November 30, 2023

Table 23

<u>Prog ID</u>	<u>Sub-Org</u>	<u>Position Number</u>	<u>Job Title</u>	<u>Start Date</u>	<u>End Date</u>	<u>Justification for Travel</u>	<u>Full Agenda Y/N?</u>	<u>Meetings Attended Y/N?</u>	<u>Training Sessions Y/N?</u>	<u>Total Cost of Trip</u>	<u>Cost Paid by State or Other Entity?</u>	<u>Final Report of Travel Y/N?</u>
LNR404	GC	112683	Hydrologist VI	8/2/2023	8/2/2023	Waimea Quarterly measurements & Koaie station install	N	N	N	\$ 279.99	State	N
LNR404	GC	118214	Hydrologist III	8/2/2023	8/2/2023	Waimea Quarterly measurements & Koaie station install	N	N	N	\$ 155.99	State	N
LNR404	GC	121596	Engineering Tech VI	8/2/2023	8/2/2023	Waimea Quarterly measurements & Koaie station install	N	N	N	\$ 155.99	State	N
LNR404	GC	112683	Hydrologist VI	8/4/2023	8/4/2023	Kokee & Waikomo site visit	N	N	N	\$ 298.99	State	N
LNR404	GC	118214	Hydrologist III	8/4/2023	8/4/2023	Kokee & Waikomo site visit	N	N	N	\$ 174.99	State	N
LNR404	GC	112683	Hydrologist VI	8/7/2023	8/7/2023	Wailua fieldwork	N	N	N	\$ 236.39	State	N
LNR404	GC	N/A	Legal Fellow	8/7/2023	8/7/2023	Wailua fieldwork	N	N	N	\$ 112.39	State	N
LNR404	GC	112683	Hydrologist VI	8/8/2023	8/8/2023	East Maui biota surveys	N	N	N	\$ 112.39	State	N
LNR404	GC	118214	Hydrologist III	8/8/2023	8/8/2023	East Maui biota surveys	N	N	N	\$ 112.39	State	N
LNR404	GC	121596	Engineering Tech VI	8/8/2023	8/8/2023	Waimea Quarterly measurements & Koaie station install	N	N	N	\$ 112.39	State	N
LNR404	GC	N/A	Commissioner	8/15/2023	8/15/2023	Commission Meeting - Oahu	Y	Y	N	\$ 141.39	State	Y
LNR404	GC	112683	Hydrologist VI	8/22/2023	8/22/2023	Alakahi, Kawainui, and Waikoloa streams USGS site visit	N	N	N	\$ 251.49	State	N
LNR404	GC	112683	Hydrologist VI	8/23/2023	8/23/2023	Molokai quarterly fieldwork	N	N	N	\$ 386.00	State	N
LNR404	GC	118214	Hydrologist III	8/23/2023	8/23/2023	Molokai quarterly fieldwork	N	N	N	\$ 262.00	State	N
LNR404	GC	122716	Planner IV	8/29/2023	8/29/2023	Kauai WUDP public meeting	Y	Y	N	\$ 255.65	State	Y
LNR404	GC	112683	Hydrologist VI	9/6/2023	9/6/2023	East Maui IIFS verification with EMI	N	N	N	\$ 117.99	State	N
LNR404	GC	121596	Engineering Tech VI	9/6/2023	9/6/2023	East Maui IIFS verification with EMI	N	N	N	\$ 132.25	State	N
LNR404	GC	112683	Hydrologist VI	9/11/2023	9/11/2023	Waimea station maintenance	N	N	N	\$ 275.24	State	N
LNR404	GC	121596	Engineering Tech VI	9/11/2023	9/11/2023	Waimea station maintenance	N	N	N	\$ 151.24	State	N
LNR404	GC	117628	Geologist II	9/12/2023	9/14/2023	Kona Deep Monitor Well Fieldwork	N	N	N	\$ 1,195.83	State	N
LNR404	GC	117605	Geologist I	9/12/2023	9/14/2023	Kona Deep Monitor Well Fieldwork	N	N	N	\$ 729.21	State	N
LNR404	GC	112683	Hydrologist VI	9/18/2023	9/18/2023	Parker Ranch site visit	N	N	N	\$ 241.99	State	N
LNR404	GC	118214	Hydrologist III	9/18/2023	9/18/2023	Parker Ranch site visit	N	N	N	\$ 117.99	State	N
LNR404	GC	N/A	Commissioner	9/19/2023	9/19/2023	Commission Meeting - Oahu	Y	Y	N	\$ 141.39	State	Y
LNR404	GC	N/A	Commissioner	9/19/2023	9/19/2023	Commission Meeting - Oahu	Y	Y	N	\$ 131.90	State	Y
LNR404	GC	118214	Hydrologist III	9/27/2023	9/27/2023	East Maui quarterly fieldwork	N	N	N	\$ 117.99	State	N
LNR404	GC	121596	Engineering Tech VI	9/27/2023	9/27/2023	East Maui quarterly fieldwork	N	N	N	\$ 117.99	State	N
LNR404	GC	103087	Hydrologic Program Mgr	9/30/2023	9/30/2023	Molokai Community Listening Session	N	N	N	\$ 353.00	State	Y
LNR404	GC	112683	Hydrologist VI	10/4/2023	10/4/2023	Honokohau fieldwork	N	N	N	\$ 117.99	State	N
LNR404	GC	118214	Hydrologist III	10/4/2023	10/4/2023	Honokohau fieldwork	N	N	N	\$ 117.99	State	N
LNR404	GC	112683	Hydrologist VI	10/10/2023	10/10/2023	West Maui quarterly fieldwork	N	N	N	\$ 117.99	State	N

Department of Land and Natural Resources  
Work-related travel as of November 30, 2023

Table 23

<u>Prog ID</u>	<u>Sub-Org</u>	<u>Position Number</u>	<u>Job Title</u>	<u>Start Date</u>	<u>End Date</u>	<u>Justification for Travel</u>	<u>Full Agenda Y/N?</u>	<u>Meetings Attended Y/N?</u>	<u>Training Sessions Y/N?</u>	<u>Total Cost of Trip</u>	<u>Cost Paid by State or Other Entity?</u>	<u>Final Report of Travel Y/N?</u>
LNR404	GC	118214	Hydrologist III	10/10/2023	10/10/2023	West Maui quarterly fieldwork	N	N	N	\$ 117.99	State	N
LNR404	GC	112683	Hydrologist VI	10/12/2023	10/12/2023	KIUC Waiahi Hydropower monitoring	N	N	N	\$ 269.64	State	N
LNR404	GC	121596	Engineering Tech VI	10/12/2023	10/12/2023	KIUC Waiahi Hydropower monitoring	N	N	N	\$ 180.79	State	N
LNR404	GC	N/A	Legal Fellow	10/17/2023	10/18/2023	Lahaina well site visit & Kauaula site visit	N	N	N	\$ 314.30	State	N
LNR404	GC	117628	Geologist II	10/17/2023	10/19/2023	Maui Deep Monitor Well Fieldwork	N	N	N	\$ 1,294.59	State	N
LNR404	GC	117605	Geologist I	10/17/2023	10/19/2023	Maui Deep Monitor Well Fieldwork	N	N	N	\$ 913.59	State	N
LNR404	GC	103087	Hydrologic Program Mgr	10/18/2023	10/18/2023	Kauaula West Maui site visit	N	N	N	\$ 121.89	State	N
LNR404	GC	112683	Hydrologist VI	10/18/2023	10/18/2023	Kauaula West Maui site visit	N	N	N	\$ 142.79	State	N
LNR404	GC	103087	Hydrologic Program Mgr	10/24/2023	10/24/2023	Commission meeting - Maui	Y	Y	N	\$ 240.99	State	Y
LNR404	GC	112683	Hydrologist VI	10/24/2023	10/24/2023	Commission meeting - Maui	Y	Y	N	\$ 117.99	State	Y
LNR404	GC	101087	Deputy Director	10/24/2023	10/24/2023	Commission Meeting - Maui	Y	Y	N	\$ 124.39	State	Y
LNR404	GC	100058	Private Secretary	10/24/2023	10/24/2023	Commission Meeting - Maui	Y	Y	N	\$ 166.65	State	Y
LNR404	GC	N/A	Legal Fellow	10/24/2023	10/24/2023	Commission Meeting - Maui	Y	Y	N	\$ 128.80	State	Y
LNR404	GC	100191	Chairperson	10/24/2023	10/24/2023	Commission Meeting - Maui	Y	Y	N	\$ 124.39	State	Y
LNR404	GC	N/A	Commissioner	10/24/2023	10/24/2023	Commission Meeting - Maui	Y	Y	N	\$ 148.39	State	Y
LNR404	GC	N/A	Commissioner	10/24/2023	10/24/2023	Commission Meeting - Maui	Y	Y	N	\$ 148.39	State	Y
LNR404	GC	N/A	Commissioner	10/24/2023	10/24/2023	Commission Meeting - Maui	Y	Y	N	\$ 181.38	State	Y
LNR404	GC	N/A	Deputy Attorney General	10/24/2023	10/24/2023	Commission Meeting - Maui	Y	Y	N	\$ 124.39	State	Y
LNR404	GC	113074	State Drought and Water Conservation Coordinator	10/25/2023	10/25/2023	2023 HWWA Conference	Y	Y	N	\$ 132.25	State	N
LNR404	GC	122716	Planner IV	10/25/2023	10/25/2023	2023 HWWA Conference	Y	Y	N	\$ 172.99	State	N
LNR404	GC	113074	State Drought and Water Conservation Coordinator	10/26/2023	10/26/2023	2024 HWWA Conference	Y	Y	N	\$ 117.99	State	N
LNR404	GC	122716	Planner IV	10/26/2023	10/26/2023	2023 HWWA Conference	Y	Y	N	\$ 172.99	State	N
LNR404	GC	112683	Hydrologist VI	11/1/2023	11/1/2023	East Maui Cat 2 closure fieldwork	N	N	N	\$ 148.39	State	N
LNR404	GC	112683	Hydrologist VI	11/4/2023	11/4/2023	Island of Kaua'i Community Listening Sessions	N	N	N	\$ 244.38	State	Y
LNR404	GC	101087	Deputy Director	11/4/2023	11/4/2023	Kauai Community Listening Session	N	N	N	\$ 143.38	State	N
LNR404	GC	112683	Hydrologist VI	11/6/2023	11/6/2023	Waioli IIFS site visit	N	N	N	\$ 300.89	State	N
LNR404	GC	118214	Hydrologist III	11/6/2023	11/6/2023	Waioli IIFS site visit	N	N	N	\$ 176.89	State	N
LNR404	GC	112683	Hydrologist VI	11/8/2023	11/8/2023	Honokowai fieldwork	N	N	N	\$ 148.39	State	N
LNR404	GC	118214	Hydrologist III	11/8/2023	11/8/2023	Honokowai fieldwork	N	N	N	\$ 148.39	State	N
LNR404	GC	N/A	Legal Fellow	11/8/2023	11/8/2023	Honokowai fieldwork	N	N	N	\$ 146.50	State	N
LNR404	GC	112683	Hydrologist VI	11/13/2023	11/13/2023	Huleo East Maui IIFS monitoring	N	N	N	\$ 142.79	State	N
LNR404	GC	118214	Hydrologist III	11/13/2023	11/13/2023	Huleo East Maui IIFS monitoring	N	N	N	\$ 142.79	State	N

Department of Land and Natural Resources  
Work-related travel as of November 30, 2023

Table 23

<u>Prog ID</u>	<u>Sub-Org</u>	<u>Position Number</u>	<u>Job Title</u>	<u>Start Date</u>	<u>End Date</u>	<u>Justification for Travel</u>	<u>Full Agenda Y/N?</u>	<u>Meetings Attended Y/N?</u>	<u>Training Sessions Y/N?</u>	<u>Total Cost of Trip</u>	<u>Cost Paid by State or Other Entity?</u>	<u>Final Report of Travel Y/N?</u>
LNR404	GC	101087	Deputy Director	11/14/2023	11/15/2023	Native Hawaiian Convention	N	N	N	\$ 201.79	State	N
LNR404	GC	112683	Hydrologist VI	11/15/2023	11/15/2023	Molokai Mountain System site visit	N	N	N	\$ 391.01	State	N
LNR404	GC	118214	Hydrologist III	11/15/2023	11/15/2023	Maui fieldwork	N	N	N	\$ 138.89	State	N
LNR404	GC	121596	Engineering Tech VI	11/15/2023	11/15/2023	Maui fieldwork	N	N	N	\$ 138.89	State	N
LNR404	GC	112683	Hydrologist VI	11/20/2023	11/20/2023	Kokee fieldwork	N	N	N	\$ 262.89	State	N
LNR404	GC	118214	Hydrologist III	11/20/2023	11/20/2023	Kokee fieldwork	N	N	N	\$ 138.89	State	N
LNR404	GC	N/A	Commissioner	11/21/2023	11/21/2023	Commission Meeting - Oahu	Y	Y	N	\$ 224.54	State	Y
LNR404	GC	112683	Hydrologist VI	11/30/2023	11/30/2023	Waipio Valley site visit	N	N	N	\$ 258.89	State	Y
LNR404	GC	118214	Hydrologist III	11/30/2023	11/30/2023	Waipio Valley site visit	N	N	N	\$ 138.89	State	Y
LNR404	GC	113074	State Drought and Water Conservation Coordinator	12/5/2023	12/8/2023	The North American Water Loss Conference & Exposition	Y	y	N	\$ 2,005.30	State	N
LNR404	GC	122716	Planner IV	12/5/2023	12/8/2023	The North American Water Loss Conference & Exposition	Y	Y	N	\$ 1,972.27	State	N
LNR405	HA	124111	CREO I	1/3/2023	1/6/2023	DOCARE Training Academy	Y	Y	Y	\$ 219.40	State	Y
LNR405	HA	124117	CREO I	1/3/2023	1/6/2023	DOCARE Training Academy	Y	Y	Y	\$ 219.40	State	Y
LNR405	HA	124116	CREO I	1/3/2023	1/6/2023	DOCARE Training Academy	Y	Y	Y	\$ 219.40	State	Y
LNR405	HA	124108	CREO I	1/3/2023	1/6/2023	DOCARE Training Academy	Y	Y	Y	\$ 219.40	State	Y
LNR405	HA	50969	CREO I	1/3/2023	1/6/2023	DOCARE Training Academy	Y	Y	Y	\$ 219.40	State	Y
LNR405	HA	124110	CREO I	1/3/2023	1/6/2023	DOCARE Training Academy	Y	Y	Y	\$ 219.40	State	Y
LNR405	HA	124113	CREO I	1/3/2023	1/6/2023	DOCARE Training Academy	Y	Y	Y	\$ 201.40	State	Y
LNR405	HA	118726	CREO I	1/3/2023	1/6/2023	DOCARE Training Academy	Y	Y	Y	\$ 201.40	State	Y
LNR405	HA	15976	CREO I	1/3/2023	1/6/2023	DOCARE Training Academy	Y	Y	Y	\$ 219.40	State	Y
LNR405	HA	124112	CREO I	1/3/2023	1/6/2023	DOCARE Training Academy	Y	Y	Y	\$ 754.40	State	Y
LNR405	HA	124115	CREO I	1/3/2023	1/6/2023	DOCARE Training Academy	Y	Y	Y	\$ 219.40	State	Y
LNR405	HA	124114	CREO I	1/3/2023	1/6/2023	DOCARE Training Academy	Y	Y	Y	\$ 201.40	State	Y
LNR405	HA	119066	CREO I	1/3/2023	1/6/2023	DOCARE Training Academy	Y	Y	Y	\$ 219.40	State	Y
LNR405	HA	50971	CREO I	1/3/2023	1/6/2023	DOCARE Training Academy	Y	Y	Y	\$ 219.40	State	Y
LNR405	HA	124122	CREO I	1/3/2023	1/6/2023	DOCARE Training Academy	Y	N	Y	\$ 808.40	State	Y
LNR405	HA	124123	CREO I	1/3/2023	1/6/2023	DOCARE Training Academy	Y	N	Y	\$ 273.40	State	Y
LNR405	HA	124125	CREO I	1/3/2023	1/6/2023	DOCARE Training Academy	Y	N	Y	\$ 273.40	State	Y
LNR405	HA	124126	CREO I	1/3/2023	1/6/2023	DOCARE Training Academy	Y	N	Y	\$ 273.40	State	Y
LNR405	HA	124127	CREO I	1/3/2023	1/6/2023	DOCARE Training Academy	Y	N	Y	\$ 273.40	State	Y
LNR405	HA	124128	CREO I	1/3/2023	1/6/2023	DOCARE Training Academy	Y	N	Y	\$ 273.40	State	Y
LNR405	HA	4676	CREO III	1/4/2023	1/4/2023	OCAT Instructor Training	Y	N	Y	\$ 116.30	State	Y
LNR405	HA	33294	CREO IV	1/4/2023	1/4/2023	OCAT Instructor Training	Y	N	Y	\$ 188.30	State	Y
LNR405	HA	2900	CREO III	1/4/2023	1/4/2023	OCAT Instructor Training	Y	N	Y	\$ 116.30	State	Y

Department of Land and Natural Resources  
Work-related travel as of November 30, 2023

Table 23

<u>Prog ID</u>	<u>Sub-Org</u>	<u>Position Number</u>	<u>Job Title</u>	<u>Start Date</u>	<u>End Date</u>	<u>Justification for Travel</u>	<u>Full Agenda Y/N?</u>	<u>Meetings Attended Y/N?</u>	<u>Training Sessions Y/N?</u>	<u>Total Cost of Trip</u>	<u>Cost Paid by State or Other Entity?</u>	<u>Final Report of Travel Y/N?</u>
LNR405	HA	2955	CREO IV	1/4/2023	1/4/2023	OCAT Instructor Training	Y	N	Y	\$ 116.30	State	Y
LNR405	HA	48207	CREO I	1/4/2023	1/6/2023	DOCARE Training Academy	Y	N	Y	\$ 388.00	State	Y
LNR405	HA	124119	CREO I	1/4/2023	1/6/2023	DOCARE Training Academy	Y	N	Y	\$ 938.00	State	Y
LNR405	HA	124120	CREO I	1/4/2023	1/6/2023	DOCARE Training Academy	Y	N	Y	\$ 90.00	State	Y
LNR405	HA	124118	CREO I	1/4/2023	1/6/2023	DOCARE Training Academy	Y	N	Y	\$ 388.00	State	Y
LNR405	HA	39172	CREO I	1/4/2023	1/6/2023	DOCARE Training Academy	Y	N	Y	\$ 388.00	State	Y
LNR405	HA	52347	CREO I	1/4/2023	1/6/2023	DOCARE Training Academy	Y	N	Y	\$ 388.00	State	Y
LNR405	HA	118797	CREO IV	1/9/2023	1/13/2023	Conduct firearms training	Y		Y	\$ 1,959.45	State	Y
LNR405	HA	124111	CREO I	1/16/2023	1/20/2023	DOCARE Training Academy	Y	Y	Y	\$ 237.01	State	Y
LNR405	HA	124117	CREO I	1/16/2023	1/20/2023	DOCARE Training Academy	Y	Y	Y	\$ 939.01	State	Y
LNR405	HA	124116	CREO I	1/16/2023	1/20/2023	DOCARE Training Academy	Y	Y	Y	\$ 237.01	State	Y
LNR405	HA	124108	CREO I	1/16/2023	1/20/2023	DOCARE Training Academy	Y	Y	Y	\$ 237.01	State	Y
LNR405	HA	50969	CREO I	1/16/2023	1/20/2023	DOCARE Training Academy	Y	Y	Y	\$ 219.01	State	Y
LNR405	HA	124110	CREO I	1/16/2023	1/20/2023	DOCARE Training Academy	Y	Y	Y	\$ 237.01	State	Y
LNR405	HA	124113	CREO I	1/16/2023	1/20/2023	DOCARE Training Academy	Y	Y	Y	\$ 219.01	State	Y
LNR405	HA	118726	CREO I	1/16/2023	1/20/2023	DOCARE Training Academy	Y	Y	Y	\$ 219.01	State	Y
LNR405	HA	15976	CREO I	1/16/2023	1/20/2023	DOCARE Training Academy	Y	Y	Y	\$ 237.01	State	Y
LNR405	HA	124112	CREO I	1/16/2023	1/20/2023	DOCARE Training Academy	Y	Y	Y	\$ 219.01	State	Y
LNR405	HA	124115	CREO I	1/16/2023	1/20/2023	DOCARE Training Academy	Y	Y	Y	\$ 219.01	State	Y
LNR405	HA	124114	CREO I	1/16/2023	1/20/2023	DOCARE Training Academy	Y	Y	Y	\$ 219.01	State	Y
LNR405	HA	119066	CREO I	1/16/2023	1/20/2023	DOCARE Training Academy	Y	Y	Y	\$ 237.01	State	Y
LNR405	HA	50971	CREO I	1/16/2023	1/20/2023	DOCARE Training Academy	Y	Y	Y	\$ 237.01	State	Y
LNR405	HA	33294	CREO IV	1/17/2023	1/19/2023	Asssist DOCARE Academy Firearms Training	Y	N	Y	\$ 1,009.49	State	Y
LNR405	HA	2954	Branch Manager	1/17/2023	1/20/2023	Asssist DOCARE Academy Firearms Training	Y	N	Y	\$ 1,347.71	State	Y
LNR405	HA	4676	CREO III	1/17/2023	1/20/2023	Asssist DOCARE Academy Firearms Training	Y	N	Y	\$ 947.21	State	Y
LNR405	HA	2900	CREO III	1/17/2023	1/20/2023	Asssist DOCARE Academy Firearms Training	Y	N	Y	\$ 1,053.38	State	Y
LNR405	HA	52349	CREO III	1/17/2023	1/20/2023	Asssist DOCARE Academy Firearms Training	Y	N	Y	\$ 1,053.38	State	Y
LNR405	HA	48207	CREO I	1/17/2023	1/20/2023	DOCARE Training Academy	Y	N	Y	\$ 442.60	State	Y
LNR405	HA	124119	CREO I	1/17/2023	1/20/2023	DOCARE Training Academy	Y	N	Y	\$ 442.60	State	Y
LNR405	HA	124120	CREO I	1/17/2023	1/20/2023	DOCARE Training Academy	Y	N	Y	\$ 442.60	State	Y
LNR405	HA	124118	CREO I	1/17/2023	1/20/2023	DOCARE Training Academy	Y	N	Y	\$ 442.60	State	Y

Department of Land and Natural Resources  
Work-related travel as of November 30, 2023

Table 23

<u>Prog ID</u>	<u>Sub-Org</u>	<u>Position Number</u>	<u>Job Title</u>	<u>Start Date</u>	<u>End Date</u>	<u>Justification for Travel</u>	<u>Full Agenda Y/N?</u>	<u>Meetings Attended Y/N?</u>	<u>Training Sessions Y/N?</u>	<u>Total Cost of Trip</u>	<u>Cost Paid by State or Other Entity?</u>	<u>Final Report of Travel Y/N?</u>
LNR405	HA	39172	CREO I	1/17/2023	1/20/2023	DOCARE Training Academy	Y	N	Y	\$ 442.60	State	Y
LNR405	HA	52347	CREO I	1/17/2023	1/20/2023	DOCARE Training Academy	Y	N	Y	\$ 1,192.60	State	Y
LNR405	HA	124122	CREO I	1/17/2023	1/20/2023	DOCARE Training Academy	Y	N	Y	\$ 219.01	State	Y
LNR405	HA	124123	CREO I	1/17/2023	1/20/2023	DOCARE Training Academy	Y	N	Y	\$ 939.01	State	Y
LNR405	HA	124124	CREO I	1/17/2023	1/20/2023	DOCARE Training Academy	Y	N	Y	\$ 219.01	State	Y
LNR405	HA	124125	CREO I	1/17/2023	1/20/2023	DOCARE Training Academy	Y	N	Y	\$ 219.01	State	Y
LNR405	HA	124126	CREO I	1/17/2023	1/20/2023	DOCARE Training Academy	Y	N	Y	\$ 219.01	State	Y
LNR405	HA	124127	CREO I	1/17/2023	1/20/2023	DOCARE Training Academy	Y	N	Y	\$ 219.01	State	Y
LNR405	HA	124128	CREO I	1/17/2023	1/20/2023	DOCARE Training Academy	Y	N	Y	\$ 219.01	State	Y
LNR405	HA	124111	CREO I	1/23/2023	1/27/2023	DOCARE Training Academy	Y	Y	Y	\$ 273.01	State	Y
LNR405	HA	124117	CREO I	1/23/2023	1/27/2023	DOCARE Training Academy	Y	Y	Y	\$ 1,208.01	State	Y
LNR405	HA	124116	CREO I	1/23/2023	1/27/2023	DOCARE Training Academy	Y	Y	Y	\$ 273.01	State	Y
LNR405	HA	124108	CREO I	1/23/2023	1/27/2023	DOCARE Training Academy	Y	Y	Y	\$ 273.01	State	Y
LNR405	HA	50969	CREO I	1/23/2023	1/27/2023	DOCARE Training Academy	Y	Y	Y	\$ 273.01	State	Y
LNR405	HA	124110	CREO I	1/23/2023	1/27/2023	DOCARE Training Academy	Y	Y	Y	\$ 273.01	State	Y
LNR405	HA	124113	CREO I	1/23/2023	1/27/2023	DOCARE Training Academy	Y	Y	Y	\$ 273.01	State	Y
LNR405	HA	118726	CREO I	1/23/2023	1/27/2023	DOCARE Training Academy	Y	Y	Y	\$ 273.01	State	Y
LNR405	HA	15976	CREO I	1/23/2023	1/27/2023	DOCARE Training Academy	Y	Y	Y	\$ 273.01	State	Y
LNR405	HA	124112	CREO I	1/23/2023	1/27/2023	DOCARE Training Academy	Y	Y	Y	\$ 273.01	State	Y
LNR405	HA	124115	CREO I	1/23/2023	1/27/2023	DOCARE Training Academy	Y	Y	Y	\$ 273.01	State	Y
LNR405	HA	124114	CREO I	1/23/2023	1/27/2023	DOCARE Training Academy	Y	Y	Y	\$ 273.01	State	Y
LNR405	HA	119066	CREO I	1/23/2023	1/27/2023	DOCARE Training Academy	Y	Y	Y	\$ 273.01	State	Y
LNR405	HA	50971	CREO I	1/23/2023	1/27/2023	DOCARE Training Academy	Y	Y	Y	\$ 273.01	State	Y
LNR405	HA	48207	CREO I	1/23/2023	1/27/2023	DOCARE Training Academy	Y	N	Y	\$ 366.80	State	Y
LNR405	HA	124119	CREO I	1/23/2023	1/27/2023	DOCARE Training Academy	Y	N	Y	\$ 1,316.80	State	Y
LNR405	HA	124120	CREO I	1/23/2023	1/27/2023	DOCARE Training Academy	Y	N	Y	\$ 366.80	State	Y
LNR405	HA	124118	CREO I	1/23/2023	1/27/2023	DOCARE Training Academy	Y	N	Y	\$ 366.80	State	Y
LNR405	HA	39172	CREO I	1/23/2023	1/27/2023	DOCARE Training Academy	Y	N	Y	\$ 366.80	State	Y
LNR405	HA	52347	CREO I	1/23/2023	1/27/2023	DOCARE Training Academy	Y	N	Y	\$ 366.80	State	Y
LNR405	HA	124122	CREO I	1/23/2023	1/27/2023	DOCARE Training Academy	Y	N	Y	\$ 1,190.01	State	Y
LNR405	HA	124123	CREO I	1/23/2023	1/27/2023	DOCARE Training Academy	Y	N	Y	\$ 255.01	State	Y
LNR405	HA	124124	CREO I	1/23/2023	1/27/2023	DOCARE Training Academy	Y	N	Y	\$ 255.01	State	Y
LNR405	HA	124125	CREO I	1/23/2023	1/27/2023	DOCARE Training Academy	Y	N	Y	\$ 255.01	State	Y
LNR405	HA	124126	CREO I	1/23/2023	1/27/2023	DOCARE Training Academy	Y	N	Y	\$ 255.01	State	Y
LNR405	HA	124127	CREO I	1/23/2023	1/27/2023	DOCARE Training Academy	Y	N	Y	\$ 255.01	State	Y
LNR405	HA	124128	CREO I	1/23/2023	1/27/2023	DOCARE Training Academy	Y	N	Y	\$ 255.01	State	Y

Department of Land and Natural Resources  
Work-related travel as of November 30, 2023

Table 23

<u>Prog ID</u>	<u>Sub-Org</u>	<u>Position Number</u>	<u>Job Title</u>	<u>Start Date</u>	<u>End Date</u>	<u>Justification for Travel</u>	<u>Full Agenda Y/N?</u>	<u>Meetings Attended Y/N?</u>	<u>Training Sessions Y/N?</u>	<u>Total Cost of Trip</u>	<u>Cost Paid by State or Other Entity?</u>	<u>Final Report of Travel Y/N?</u>
LNR405	HA	124111	CREO I	1/30/2023	2/3/2023	DOCARE Training Academy	Y	Y	Y	\$ 272.99	State	Y
LNR405	HA	124117	CREO I	1/30/2023	2/3/2023	DOCARE Training Academy	Y	Y	Y	\$ 272.99	State	Y
LNR405	HA	124116	CREO I	1/30/2023	2/3/2023	DOCARE Training Academy	Y	Y	Y	\$ 272.99	State	Y
LNR405	HA	124108	CREO I	1/30/2023	2/3/2023	DOCARE Training Academy	Y	Y	Y	\$ 272.99	State	Y
LNR405	HA	50969	CREO I	1/30/2023	2/3/2023	DOCARE Training Academy	Y	Y	Y	\$ 325.89	State	Y
LNR405	HA	124110	CREO I	1/30/2023	2/3/2023	DOCARE Training Academy	Y	Y	Y	\$ 272.99	State	Y
LNR405	HA	124113	CREO I	1/30/2023	2/3/2023	DOCARE Training Academy	Y	Y	Y	\$ 341.89	State	Y
LNR405	HA	118726	CREO I	1/30/2023	2/3/2023	DOCARE Training Academy	Y	Y	Y	\$ 343.89	State	Y
LNR405	HA	15976	CREO I	1/30/2023	2/3/2023	DOCARE Training Academy	Y	Y	Y	\$ 272.99	State	Y
LNR405	HA	124112	CREO I	1/30/2023	2/3/2023	DOCARE Training Academy	Y	Y	Y	\$ 1,293.89	State	Y
LNR405	HA	124115	CREO I	1/30/2023	2/3/2023	DOCARE Training Academy	Y	Y	Y	\$ 341.89	State	Y
LNR405	HA	124114	CREO I	1/30/2023	2/3/2023	DOCARE Training Academy	Y	Y	Y	\$ 343.89	State	Y
LNR405	HA	119066	CREO I	1/30/2023	2/3/2023	DOCARE Training Academy	Y	Y	Y	\$ 272.99	State	Y
LNR405	HA	50971	CREO I	1/30/2023	2/3/2023	DOCARE Training Academy	Y	Y	Y	\$ 272.99	State	Y
LNR405	HA	48207	CREO I	1/30/2023	2/3/2023	DOCARE Training Academy	Y	N	Y	\$ 351.79	State	Y
LNR405	HA	124119	CREO I	1/30/2023	2/3/2023	DOCARE Training Academy	Y	N	Y	\$ 351.79	State	Y
LNR405	HA	124120	CREO I	1/30/2023	2/3/2023	DOCARE Training Academy	Y	N	Y	\$ 351.79	State	Y
LNR405	HA	124118	CREO I	1/30/2023	2/3/2023	DOCARE Training Academy	Y	N	Y	\$ 351.79	State	Y
LNR405	HA	39172	CREO I	1/30/2023	2/3/2023	DOCARE Training Academy	Y	N	Y	\$ 351.79	State	Y
LNR405	HA	52347	CREO I	1/30/2023	2/3/2023	DOCARE Training Academy	Y	N	Y	\$ 1,303.79	State	Y
LNR405	HA	124122	CREO I	1/30/2023	2/3/2023	DOCARE Training Academy	Y	N	Y	\$ 255.01	State	Y
LNR405	HA	124123	CREO I	1/30/2023	2/3/2023	DOCARE Training Academy	Y	N	Y	\$ 255.01	State	Y
LNR405	HA	124124	CREO I	1/30/2023	2/3/2023	DOCARE Training Academy	Y	N	Y	\$ 255.01	State	Y
LNR405	HA	124125	CREO I	1/30/2023	2/3/2023	DOCARE Training Academy	Y	N	Y	\$ 255.01	State	Y
LNR405	HA	124126	CREO I	1/30/2023	2/3/2023	DOCARE Training Academy	Y	N	Y	\$ 1,190.01	State	Y
LNR405	HA	124127	CREO I	1/30/2023	2/3/2023	DOCARE Training Academy	Y	N	Y	\$ 255.01	State	Y
LNR405	HA	124128	CREO I	1/30/2023	2/3/2023	DOCARE Training Academy	Y	N	Y	\$ 255.01	State	Y
LNR405	HA	124111	CREO I	2/6/2023	2/10/2023	DOCARE Training Academy	Y	Y	Y	\$ 335.18	State	Y
LNR405	HA	124117	CREO I	2/6/2023	2/10/2023	DOCARE Training Academy	Y	Y	Y	\$ 1,270.18	State	Y
LNR405	HA	124116	CREO I	2/6/2023	2/10/2023	DOCARE Training Academy	Y	Y	Y	\$ 367.65	State	Y
LNR405	HA	124108	CREO I	2/6/2023	2/10/2023	DOCARE Training Academy	Y	Y	Y	\$ 367.65	State	Y
LNR405	HA	50969	CREO I	2/6/2023	2/10/2023	DOCARE Training Academy	Y	Y	Y	\$ 312.02	State	Y
LNR405	HA	124110	CREO I	2/6/2023	2/10/2023	DOCARE Training Academy	Y	Y	Y	\$ 367.65	State	Y
LNR405	HA	124113	CREO I	2/6/2023	2/10/2023	DOCARE Training Academy	Y	Y	Y	\$ 312.02	State	Y
LNR405	HA	118726	CREO I	2/6/2023	2/10/2023	DOCARE Training Academy	Y	Y	Y	\$ 312.02	State	Y
LNR405	HA	15976	CREO I	2/6/2023	2/10/2023	DOCARE Training Academy	Y	Y	Y	\$ 367.65	State	Y

Department of Land and Natural Resources  
Work-related travel as of November 30, 2023

Table 23

<u>Prog ID</u>	<u>Sub-Org</u>	<u>Position Number</u>	<u>Job Title</u>	<u>Start Date</u>	<u>End Date</u>	<u>Justification for Travel</u>	<u>Full Agenda Y/N?</u>	<u>Meetings Attended Y/N?</u>	<u>Training Sessions Y/N?</u>	<u>Total Cost of Trip</u>	<u>Cost Paid by State or Other Entity?</u>	<u>Final Report of Travel Y/N?</u>
LNR405	HA	124112	CREO I	2/6/2023	2/10/2023	DOCARE Training Academy	Y	Y	Y	\$ 312.02	State	Y
LNR405	HA	124115	CREO I	2/6/2023	2/10/2023	DOCARE Training Academy	Y	Y	Y	\$ 312.02	State	Y
LNR405	HA	124114	CREO I	2/6/2023	2/10/2023	DOCARE Training Academy	Y	Y	Y	\$ 312.02	State	Y
LNR405	HA	119066	CREO I	2/6/2023	2/10/2023	DOCARE Training Academy	Y	Y	Y	\$ 367.65	State	Y
LNR405	HA	50971	CREO I	2/6/2023	2/10/2023	DOCARE Training Academy	Y	Y	Y	\$ 335.18	State	Y
LNR405	HA	4676	CREO III	2/6/2023	2/10/2023	Assist DOCARE Academy 4-Way Split Training	Y	N	Y	\$ 367.65	State	Y
LNR405	HA	2900	CREO III	2/6/2023	2/10/2023	Assist DOCARE Academy 4-Way Split Training	Y	N	Y	\$ 782.15	State	Y
LNR405	HA	48207	CREO I	2/6/2023	2/10/2023	DOCARE Training Academy	Y	N	Y	\$ 351.79	State	Y
LNR405	HA	124119	CREO I	2/6/2023	2/10/2023	DOCARE Training Academy	Y	N	Y	\$ 1,303.79	State	Y
LNR405	HA	124120	CREO I	2/6/2023	2/10/2023	DOCARE Training Academy	Y	N	Y	\$ 351.79	State	Y
LNR405	HA	124118	CREO I	2/6/2023	2/10/2023	DOCARE Training Academy	Y	N	Y	\$ 351.79	State	Y
LNR405	HA	39172	CREO I	2/6/2023	2/10/2023	DOCARE Training Academy	Y	N	Y	\$ 351.79	State	Y
LNR405	HA	52347	CREO I	2/6/2023	2/10/2023	DOCARE Training Academy	Y	N	Y	\$ 351.79	State	Y
LNR405	HA	124122	CREO I	2/6/2023	2/10/2023	DOCARE Training Academy	Y	N	Y	\$ 255.01	State	Y
LNR405	HA	124123	CREO I	2/6/2023	2/10/2023	DOCARE Training Academy	Y	N	Y	\$ 1,190.01	State	Y
LNR405	HA	124124	CREO I	2/6/2023	2/10/2023	DOCARE Training Academy	Y	N	Y	\$ 255.01	State	Y
LNR405	HA	124125	CREO I	2/6/2023	2/10/2023	DOCARE Training Academy	Y	N	Y	\$ 255.01	State	Y
LNR405	HA	124126	CREO I	2/6/2023	2/10/2023	DOCARE Training Academy	Y	N	Y	\$ 255.01	State	Y
LNR405	HA	124127	CREO I	2/6/2023	2/10/2023	DOCARE Training Academy	Y	N	Y	\$ 255.01	State	Y
LNR405	HA	124128	CREO I	2/6/2023	2/10/2023	DOCARE Training Academy	Y	N	Y	\$ 255.01	State	Y
LNR405	HA	43037	HEP MGR	2/7/2023	2/9/2023	INSPECT MM16/WAIMEA HEP	N	N	N	\$ 346.65	Other	N
LNR405	HA	124111	CREO I	2/13/2023	2/17/2023	DOCARE Training Academy	Y	Y	Y	\$ 353.41	State	Y
LNR405	HA	124117	CREO I	2/13/2023	2/17/2023	DOCARE Training Academy	Y	Y	Y	\$ 353.41	State	Y
LNR405	HA	124116	CREO I	2/13/2023	2/17/2023	DOCARE Training Academy	Y	Y	Y	\$ 353.41	State	Y
LNR405	HA	124108	CREO I	2/13/2023	2/17/2023	DOCARE Training Academy	Y	Y	Y	\$ 353.41	State	Y
LNR405	HA	50969	CREO I	2/13/2023	2/17/2023	DOCARE Training Academy	Y	Y	Y	\$ 282.50	State	Y
LNR405	HA	124110	CREO I	2/13/2023	2/17/2023	DOCARE Training Academy	Y	Y	Y	\$ 353.41	State	Y
LNR405	HA	124113	CREO I	2/13/2023	2/17/2023	DOCARE Training Academy	Y	Y	Y	\$ 282.50	State	Y
LNR405	HA	118726	CREO I	2/13/2023	2/17/2023	DOCARE Training Academy	Y	Y	Y	\$ 282.50	State	Y
LNR405	HA	15976	CREO I	2/13/2023	2/17/2023	DOCARE Training Academy	Y	Y	Y	\$ 353.41	State	Y
LNR405	HA	124112	CREO I	2/13/2023	2/17/2023	DOCARE Training Academy	Y	Y	Y	\$ 1,157.50	State	Y
LNR405	HA	124115	CREO I	2/13/2023	2/17/2023	DOCARE Training Academy	Y	Y	Y	\$ 282.50	State	Y
LNR405	HA	124114	CREO I	2/13/2023	2/17/2023	DOCARE Training Academy	Y	Y	Y	\$ 282.50	State	Y
LNR405	HA	119066	CREO I	2/13/2023	2/17/2023	DOCARE Training Academy	Y	Y	Y	\$ 353.41	State	Y

Department of Land and Natural Resources  
Work-related travel as of November 30, 2023

Table 23

<u>Prog ID</u>	<u>Sub-Org</u>	<u>Position Number</u>	<u>Job Title</u>	<u>Start Date</u>	<u>End Date</u>	<u>Justification for Travel</u>	<u>Full Agenda Y/N?</u>	<u>Meetings Attended Y/N?</u>	<u>Training Sessions Y/N?</u>	<u>Total Cost of Trip</u>	<u>Cost Paid by State or Other Entity?</u>	<u>Final Report of Travel Y/N?</u>
LNR405	HA	50971	CREO I	2/13/2023	2/17/2023	DOCARE Training Academy	Y	Y	Y	\$ 349.65	State	Y
LNR405	HA	4676	CREO III	2/13/2023	2/17/2023	Assist DOCARE Academy 4-Way Split Training	Y	N	Y	\$ 358.80	State	Y
LNR405	HA	2900	CREO III	2/13/2023	2/17/2023	Assist DOCARE Academy 4-Way Split Training	Y	N	Y	\$ 760.80	State	Y
LNR405	HA	48207	CREO I	2/13/2023	2/17/2023	DOCARE Training Academy	Y	N	Y	\$ 446.80	State	Y
LNR405	HA	124119	CREO I	2/13/2023	2/17/2023	DOCARE Training Academy	Y	N	Y	\$ 446.80	State	Y
LNR405	HA	124120	CREO I	2/13/2023	2/17/2023	DOCARE Training Academy	Y	N	Y	\$ 446.80	State	Y
LNR405	HA	124118	CREO I	2/13/2023	2/17/2023	DOCARE Training Academy	Y	N	Y	\$ 446.80	State	Y
LNR405	HA	39172	CREO I	2/13/2023	2/17/2023	DOCARE Training Academy	Y	N	Y	\$ 446.80	State	Y
LNR405	HA	52347	CREO I	2/13/2023	2/17/2023	DOCARE Training Academy	Y	N	Y	\$ 1,398.80	State	Y
LNR405	HA	124122	CREO I	2/13/2023	2/17/2023	DOCARE Training Academy	Y	N	Y	\$ 1,253.40	State	Y
LNR405	HA	124213	CREO I	2/13/2023	2/17/2023	DOCARE Training Academy	Y	N	Y	\$ 316.40	State	Y
LNR405	HA	124124	CREO I	2/13/2023	2/17/2023	DOCARE Training Academy	Y	N	Y	\$ 316.40	State	Y
LNR405	HA	124125	CREO I	2/13/2023	2/17/2023	DOCARE Training Academy	Y	N	Y	\$ 316.40	State	Y
LNR405	HA	124126	CREO I	2/13/2023	2/17/2023	DOCARE Training Academy	Y	N	Y	\$ 316.40	State	Y
LNR405	HA	124127	CREO I	2/13/2023	2/17/2023	DOCARE Training Academy	Y	N	Y	\$ 316.40	State	Y
LNR405	HA	124128	CREO I	2/13/2023	2/17/2023	DOCARE Training Academy	Y	N	Y	\$ 316.40	State	Y
LNR405	HA	124111	CREO I	2/21/2023	2/24/2023	DOCARE Training Academy	Y	Y	Y	\$ 317.41	State	Y
LNR405	HA	124117	CREO I	2/21/2023	2/24/2023	DOCARE Training Academy	Y	Y	Y	\$ 1,053.41	State	Y
LNR405	HA	124116	CREO I	2/21/2023	2/24/2023	DOCARE Training Academy	Y	Y	Y	\$ 317.41	State	Y
LNR405	HA	124108	CREO I	2/21/2023	2/24/2023	DOCARE Training Academy	Y	Y	Y	\$ 317.41	State	Y
LNR405	HA	50969	CREO I	2/21/2023	2/24/2023	DOCARE Training Academy	Y	Y	Y	\$ 228.50	State	Y
LNR405	HA	124110	CREO I	2/21/2023	2/24/2023	DOCARE Training Academy	Y	Y	Y	\$ 317.41	State	Y
LNR405	HA	124113	CREO I	2/21/2023	2/24/2023	DOCARE Training Academy	Y	Y	Y	\$ 228.50	State	Y
LNR405	HA	118726	CREO I	2/21/2023	2/24/2023	DOCARE Training Academy	Y	Y	Y	\$ 228.50	State	Y
LNR405	HA	15976	CREO I	2/21/2023	2/24/2023	DOCARE Training Academy	Y	Y	Y	\$ 317.41	State	Y
LNR405	HA	124112	CREO I	2/21/2023	2/24/2023	DOCARE Training Academy	Y	Y	Y	\$ 228.50	State	Y
LNR405	HA	124115	CREO I	2/21/2023	2/24/2023	DOCARE Training Academy	Y	Y	Y	\$ 228.50	State	Y
LNR405	HA	124114	CREO I	2/21/2023	2/24/2023	DOCARE Training Academy	Y	Y	Y	\$ 228.50	State	Y
LNR405	HA	119066	CREO I	2/21/2023	2/24/2023	DOCARE Training Academy	Y	Y	Y	\$ 317.41	State	Y
LNR405	HA	50971	CREO I	2/21/2023	2/24/2023	DOCARE Training Academy	Y	Y	Y	\$ 298.40	State	Y
LNR405	HA	4676	CREO III	2/21/2023	2/24/2023	Assist DOCARE Academy 4-Way Split Training	Y	N	Y	\$ 255.99	State	Y
LNR405	HA	2900	CREO III	2/21/2023	2/24/2023	Assist DOCARE Academy 4-Way Split Training	Y	N	Y	\$ 584.99	State	Y



Department of Land and Natural Resources  
Work-related travel as of November 30, 2023

Table 23

<u>Prog ID</u>	<u>Sub-Org</u>	<u>Position Number</u>	<u>Job Title</u>	<u>Start Date</u>	<u>End Date</u>	<u>Justification for Travel</u>	<u>Full Agenda Y/N?</u>	<u>Meetings Attended Y/N?</u>	<u>Training Sessions Y/N?</u>	<u>Total Cost of Trip</u>	<u>Cost Paid by State or Other Entity?</u>	<u>Final Report of Travel Y/N?</u>
LNR405	HA	48207	CREO I	2/21/2023	2/24/2023	DOCARE Training Academy	Y	N	Y	\$ 280.80	State	Y
LNR405	HA	124119	CREO I	2/21/2023	2/24/2023	DOCARE Training Academy	Y	N	Y	\$ 1,032.30	State	Y
LNR405	HA	124120	CREO I	2/21/2023	2/24/2023	DOCARE Training Academy	Y	N	Y	\$ 126.00	State	Y
LNR405	HA	124118	CREO I	2/21/2023	2/24/2023	DOCARE Training Academy	Y	N	Y	\$ 280.80	State	Y
LNR405	HA	39172	CREO I	2/21/2023	2/24/2023	DOCARE Training Academy	Y	N	Y	\$ 280.80	State	Y
LNR405	HA	52347	CREO I	2/21/2023	2/24/2023	DOCARE Training Academy	Y	N	Y	\$ 280.80	State	Y
LNR405	HA	124122	CREO I	2/21/2023	2/24/2023	DOCARE Training Academy	Y	N	Y	\$ 241.76	State	Y
LNR405	HA	124123	CREO I	2/21/2023	2/24/2023	DOCARE Training Academy	Y	N	Y	\$ 241.76	State	Y
LNR405	HA	124124	CREO I	2/21/2023	2/24/2023	DOCARE Training Academy	Y	N	Y	\$ 241.76	State	Y
LNR405	HA	124125	CREO I	2/21/2023	2/24/2023	DOCARE Training Academy	Y	N	Y	\$ 241.76	State	Y
LNR405	HA	124126	CREO I	2/21/2023	2/24/2023	DOCARE Training Academy	Y	N	Y	\$ 1,008.26	State	Y
LNR405	HA	124127	CREO I	2/21/2023	2/24/2023	DOCARE Training Academy	Y	N	Y	\$ 241.76	State	Y
LNR405	HA	124128	CREO I	2/21/2023	2/24/2023	DOCARE Training Academy	Y	N	Y	\$ 241.76	State	Y
LNR405	HA	118083	CREO III	2/21/2023	2/24/2023	DOCARE Training Academy	Y	N	Y	\$ 580.25	State	Y
LNR405	HA	124111	CREO I	2/27/2023	3/3/2023	DOCARE Training Academy	Y	Y	Y	\$ 367.65	State	Y
LNR405	HA	124117	CREO I	2/27/2023	3/3/2023	DOCARE Training Academy	Y	Y	Y	\$ 367.65	State	Y
LNR405	HA	124116	CREO I	2/27/2023	3/3/2023	DOCARE Training Academy	Y	Y	Y	\$ 367.65	State	Y
LNR405	HA	124108	CREO I	2/27/2023	3/3/2023	DOCARE Training Academy	Y	Y	Y	\$ 367.65	State	Y
LNR405	HA	50969	CREO I	2/27/2023	3/3/2023	DOCARE Training Academy	Y	Y	Y	\$ 282.50	State	Y
LNR405	HA	124110	CREO I	2/27/2023	3/3/2023	DOCARE Training Academy	Y	Y	Y	\$ 367.65	State	Y
LNR405	HA	124113	CREO I	2/27/2023	3/3/2023	DOCARE Training Academy	Y	Y	Y	\$ 282.50	State	Y
LNR405	HA	118726	CREO I	2/27/2023	3/3/2023	DOCARE Training Academy	Y	Y	Y	\$ 282.50	State	Y
LNR405	HA	15976	CREO I	2/27/2023	3/3/2023	DOCARE Training Academy	Y	Y	Y	\$ 367.65	State	Y
LNR405	HA	124112	CREO I	2/27/2023	3/3/2023	DOCARE Training Academy	Y	Y	Y	\$ 1,217.50	State	Y
LNR405	HA	124115	CREO I	2/27/2023	3/3/2023	DOCARE Training Academy	Y	Y	Y	\$ 282.50	State	Y
LNR405	HA	124114	CREO I	2/27/2023	3/3/2023	DOCARE Training Academy	Y	Y	Y	\$ 282.50	State	Y
LNR405	HA	119066	CREO I	2/27/2023	3/3/2023	DOCARE Training Academy	Y	Y	Y	\$ 367.65	State	Y
LNR405	HA	50971	CREO I	2/27/2023	3/3/2023	DOCARE Training Academy	Y	Y	Y	\$ 320.50	State	Y
LNR405	HA	33294	CREO IV	2/27/2023	3/3/2023	FTO Training	Y	N	Y	\$ 1,686.77	State	Y
LNR405	HA	4676	CREO III	2/27/2023	3/3/2023	FTO Training	Y	N	Y	\$ 1,613.40	State	Y
LNR405	HA	52349	CREO III	2/27/2023	3/3/2023	FTO Training	Y	N	Y	\$ 1,560.62	State	Y
LNR405	HA	2900	CREO III	2/27/2023	3/3/2023	FTO Training	Y	N	Y	\$ 1,613.42	State	Y
LNR405	HA	2955	CREO IV	2/27/2023	3/3/2023	FTO Training	Y	N	Y	\$ 1,613.42	State	Y
LNR405	HA	34478	CREO III	2/27/2023	3/3/2023	FTO Training	Y	N	Y	\$ 1,862.39	State	Y
LNR405	HA	48207	CREO I	2/27/2023	3/3/2023	DOCARE Training Academy	Y	N	Y	\$ 376.80	State	Y
LNR405	HA	124119	CREO I	2/27/2023	3/3/2023	DOCARE Training Academy	Y	N	Y	\$ 376.80	State	Y

Department of Land and Natural Resources  
Work-related travel as of November 30, 2023

Table 23

<u>Prog ID</u>	<u>Sub-Org</u>	<u>Position Number</u>	<u>Job Title</u>	<u>Start Date</u>	<u>End Date</u>	<u>Justification for Travel</u>	<u>Full Agenda Y/N?</u>	<u>Meetings Attended Y/N?</u>	<u>Training Sessions Y/N?</u>	<u>Total Cost of Trip</u>	<u>Cost Paid by State or Other Entity?</u>	<u>Final Report of Travel Y/N?</u>
LNR405	HA	124120	CREO I	2/27/2023	3/3/2023	DOCARE Training Academy	Y	N	Y	\$ 376.80	State	Y
LNR405	HA	124118	CREO I	2/27/2023	3/3/2023	DOCARE Training Academy	Y	N	Y	\$ 376.80	State	Y
LNR405	HA	39172	CREO I	2/27/2023	3/3/2023	DOCARE Training Academy	Y	N	Y	\$ 376.80	State	Y
LNR405	HA	52347	CREO I	2/27/2023	3/3/2023	DOCARE Training Academy	Y	N	Y	\$ 1,328.80	State	Y
LNR405	HA	5986	CREO IV	2/27/2023	3/3/2023	FTO Training	Y	N	N	\$ 1,384.92	State	Y
LNR405	HA	34579	CREO IV	2/27/2023	3/3/2023	FTO Training	Y	N	N	\$ 1,384.92	State	Y
LNR405	HA	52346	CREO III	2/27/2023	3/3/2023	FTO Training	Y	N	N	\$ 1,962.42	State	Y
LNR405	HA	33295	CREO III	2/27/2023	3/3/2023	FTO Training	Y	N	N	\$ 908.36	State	Y
LNR405	HA	42111	CREO III	2/27/2023	3/3/2023	FTO Training	Y	N	N	\$ 908.36	State	Y
LNR405	HA	124122	CREO I	2/27/2023	3/3/2023	DOCARE Training Academy	Y	N	Y	\$ 301.50	State	Y
LNR405	HA	124123	CREO I	2/27/2023	3/3/2023	DOCARE Training Academy	Y	N	Y	\$ 1,253.50	State	Y
LNR405	HA	124124	CREO I	2/27/2023	3/3/2023	DOCARE Training Academy	Y	N	Y	\$ 301.50	State	Y
LNR405	HA	124125	CREO I	2/27/2023	3/3/2023	DOCARE Training Academy	Y	N	Y	\$ 301.50	State	Y
LNR405	HA	124126	CREO I	2/27/2023	3/3/2023	DOCARE Training Academy	Y	N	Y	\$ 301.50	State	Y
LNR405	HA	124127	CREO I	2/27/2023	3/3/2023	DOCARE Training Academy	Y	N	Y	\$ 301.50	State	Y
LNR405	HA	124128	CREO I	2/27/2023	3/3/2023	DOCARE Training Academy	Y	N	Y	\$ 301.50	State	Y
LNR405	HA	118083	CREO III	2/27/2023	3/3/2023	DOCARE Training Academy	Y	N	Y	\$ 806.50	State	Y
LNR405	HA	124111	CREO I	3/6/2023	3/10/2023	DOCARE Training Academy	Y	Y	Y	\$ 344.26	State	Y
LNR405	HA	124117	CREO I	3/6/2023	3/10/2023	DOCARE Training Academy	Y	Y	Y	\$ 1,230.41	State	Y
LNR405	HA	124116	CREO I	3/6/2023	3/10/2023	DOCARE Training Academy	Y	Y	Y	\$ 344.26	State	Y
LNR405	HA	124108	CREO I	3/6/2023	3/10/2023	DOCARE Training Academy	Y	Y	Y	\$ 344.26	State	Y
LNR405	HA	50969	CREO I	3/6/2023	3/10/2023	DOCARE Training Academy	Y	Y	Y	\$ 315.41	State	Y
LNR405	HA	124110	CREO I	3/6/2023	3/10/2023	DOCARE Training Academy	Y	Y	Y	\$ 344.26	State	Y
LNR405	HA	124113	CREO I	3/6/2023	3/10/2023	DOCARE Training Academy	Y	Y	Y	\$ 315.41	State	Y
LNR405	HA	118726	CREO I	3/6/2023	3/10/2023	DOCARE Training Academy	Y	Y	Y	\$ 315.41	State	Y
LNR405	HA	15976	CREO I	3/6/2023	3/10/2023	DOCARE Training Academy	Y	Y	Y	\$ 164.26	State	Y
LNR405	HA	124112	CREO I	3/6/2023	3/10/2023	DOCARE Training Academy	Y	Y	Y	\$ 344.26	State	Y
LNR405	HA	124115	CREO I	3/6/2023	3/10/2023	DOCARE Training Academy	Y	Y	Y	\$ 315.41	State	Y
LNR405	HA	124114	CREO I	3/6/2023	3/10/2023	DOCARE Training Academy	Y	Y	Y	\$ 315.41	State	Y
LNR405	HA	119066	CREO I	3/6/2023	3/10/2023	DOCARE Training Academy	Y	Y	Y	\$ 344.26	State	Y
LNR405	HA	50971	CREO I	3/6/2023	3/10/2023	DOCARE Training Academy	Y	Y	Y	\$ 301.50	State	Y
LNR405	HA	4676	CREO III	3/6/2023	3/6/2023	Assist DOCARE Academy 4-Way Split Training	Y	N	Y	\$ 113.01	State	Y
LNR405	HA	2900	CREO III	3/6/2023	3/6/2023	Assist DOCARE Academy 4-Way Split Training	Y	N	Y	\$ 185.51	State	Y
LNR405	HA	48207	CREO I	3/6/2023	3/10/2023	DOCARE Training Academy	Y	N	Y	\$ 361.80	State	Y

Department of Land and Natural Resources  
Work-related travel as of November 30, 2023

Table 23

<u>Prog ID</u>	<u>Sub-Org</u>	<u>Position Number</u>	<u>Job Title</u>	<u>Start Date</u>	<u>End Date</u>	<u>Justification for Travel</u>	<u>Full Agenda Y/N?</u>	<u>Meetings Attended Y/N?</u>	<u>Training Sessions Y/N?</u>	<u>Total Cost of Trip</u>	<u>Cost Paid by State or Other Entity?</u>	<u>Final Report of Travel Y/N?</u>
LNR405	HA	124119	CREO I	3/6/2023	3/10/2023	DOCARE Training Academy	Y	N	Y	\$ 1,364.30	State	Y
LNR405	HA	124120	CREO I	3/6/2023	3/10/2023	DOCARE Training Academy	Y	N	Y	\$ 361.80	State	Y
LNR405	HA	124118	CREO I	3/6/2023	3/10/2023	DOCARE Training Academy	Y	N	Y	\$ 361.80	State	Y
LNR405	HA	39172	CREO I	3/6/2023	3/10/2023	DOCARE Training Academy	Y	N	Y	\$ 361.80	State	Y
LNR405	HA	52347	CREO I	3/6/2023	3/10/2023	DOCARE Training Academy	Y	N	Y	\$ 361.80	State	Y
LNR405	HA	124122	CREO I	3/6/2023	3/10/2023	DOCARE Training Academy	Y	N	Y	\$ 1,332.52	State	Y
LNR405	HA	124123	CREO I	3/6/2023	3/10/2023	DOCARE Training Academy	Y	N	Y	\$ 330.02	State	Y
LNR405	HA	124124	CREO I	3/6/2023	3/10/2023	DOCARE Training Academy	Y	N	Y	\$ 330.02	State	Y
LNR405	HA	124125	CREO I	3/6/2023	3/10/2023	DOCARE Training Academy	Y	N	Y	\$ 330.02	State	Y
LNR405	HA	124126	CREO I	3/6/2023	3/10/2023	DOCARE Training Academy	Y	N	Y	\$ 330.02	State	Y
LNR405	HA	124127	CREO I	3/6/2023	3/10/2023	DOCARE Training Academy	Y	N	Y	\$ 330.02	State	Y
LNR405	HA	124128	CREO I	3/6/2023	3/10/2023	DOCARE Training Academy	Y	N	Y	\$ 330.02	State	Y
LNR405	HA	124111	CREO I	3/13/2023	3/17/2023	DOCARE Training Academy	Y	Y	Y	\$ 326.26	State	Y
LNR405	HA	124117	CREO I	3/13/2023	3/17/2023	DOCARE Training Academy	Y	Y	Y	\$ 326.26	State	Y
LNR405	HA	124116	CREO I	3/13/2023	3/17/2023	DOCARE Training Academy	Y	Y	Y	\$ 326.26	State	Y
LNR405	HA	124108	CREO I	3/13/2023	3/17/2023	DOCARE Training Academy	Y	Y	Y	\$ 326.26	State	Y
LNR405	HA	50969	CREO I	3/13/2023	3/17/2023	DOCARE Training Academy	Y	Y	Y	\$ 288.26	State	Y
LNR405	HA	124110	CREO I	3/13/2023	3/17/2023	DOCARE Training Academy	Y	Y	Y	\$ 326.26	State	Y
LNR405	HA	124113	CREO I	3/13/2023	3/17/2023	DOCARE Training Academy	Y	Y	Y	\$ 288.26	State	Y
LNR405	HA	118726	CREO I	3/13/2023	3/17/2023	DOCARE Training Academy	Y	Y	Y	\$ 288.26	State	Y
LNR405	HA	15976	CREO I	3/13/2023	3/17/2023	DOCARE Training Academy	Y	Y	Y	\$ 326.26	State	Y
LNR405	HA	124112	CREO I	3/13/2023	3/17/2023	DOCARE Training Academy	Y	Y	Y	\$ 1,290.76	State	Y
LNR405	HA	124115	CREO I	3/13/2023	3/17/2023	DOCARE Training Academy	Y	Y	Y	\$ 288.26	State	Y
LNR405	HA	124114	CREO I	3/13/2023	3/17/2023	DOCARE Training Academy	Y	Y	Y	\$ 288.26	State	Y
LNR405	HA	119066	CREO I	3/13/2023	3/17/2023	DOCARE Training Academy	Y	Y	Y	\$ 326.26	State	Y
LNR405	HA	50971	CREO I	3/13/2023	3/17/2023	DOCARE Training Academy	Y	Y	Y	\$ 326.26	State	Y
LNR405	HA	48207	CREO I	3/13/2023	3/17/2023	DOCARE Training Academy	Y	N	Y	\$ 308.80	State	Y
LNR405	HA	124119	CREO I	3/13/2023	3/17/2023	DOCARE Training Academy	Y	N	Y	\$ 308.80	State	Y
LNR405	HA	124120	CREO I	3/13/2023	3/17/2023	DOCARE Training Academy	Y	N	Y	\$ 245.40	State	Y
LNR405	HA	124118	CREO I	3/13/2023	3/17/2023	DOCARE Training Academy	Y	N	Y	\$ 308.80	State	Y
LNR405	HA	39172	CREO I	3/13/2023	3/17/2023	DOCARE Training Academy	Y	N	Y	\$ 308.80	State	Y
LNR405	HA	52347	CREO I	3/13/2023	3/17/2023	DOCARE Training Academy	Y	N	Y	\$ 1,311.30	State	Y
LNR405	HA	118100	ITSO Analyst	3/13/2023	3/13/2023	Perform DLNR Site Network Audit	Y	N	N	\$ 189.40	State	Y
LNR405	HA	124122	CREO I	3/13/2023	3/17/2023	DOCARE Training Academy	Y	N	Y	\$ 292.99	State	Y
LNR405	HA	124123	CREO I	3/13/2023	3/17/2023	DOCARE Training Academy	Y	N	Y	\$ 1,362.99	State	Y
LNR405	HA	124124	CREO I	3/13/2023	3/17/2023	DOCARE Training Academy	Y	N	Y	\$ 292.99	State	Y

Department of Land and Natural Resources  
Work-related travel as of November 30, 2023

Table 23

<u>Prog ID</u>	<u>Sub-Org</u>	<u>Position Number</u>	<u>Job Title</u>	<u>Start Date</u>	<u>End Date</u>	<u>Justification for Travel</u>	<u>Full Agenda Y/N?</u>	<u>Meetings Attended Y/N?</u>	<u>Training Sessions Y/N?</u>	<u>Total Cost of Trip</u>	<u>Cost Paid by State or Other Entity?</u>	<u>Final Report of Travel Y/N?</u>
LNR405	HA	124125	CREO I	3/13/2023	3/17/2023	DOCARE Training Academy	Y	N	Y	\$ 292.99	State	Y
LNR405	HA	124127	CREO I	3/13/2023	3/17/2023	DOCARE Training Academy	Y	N	Y	\$ 292.99	State	Y
LNR405	HA	124128	CREO I	3/13/2023	3/17/2023	DOCARE Training Academy	Y	N	Y	\$ 292.99	State	Y
LNR405	HA	52338	CREO IV	3/13/2023	3/15/2023	DOCARE Training Academy	Y	N	Y	\$ 990.24	State	Y
LNR405	HA	117734	CREO III	3/13/2023	3/15/2023	DOCARE Training Academy	Y	N	Y	\$ 704.78	State	Y
LNR405	HA	26909	Secretary	3/17/2023	3/17/2023	Assist w/DOCARE Training Academy Graduation	N	N	N	\$ 145.40	State	Y
LNR405	HA	2954	Branch Manager	3/17/2023	3/17/2023	Assist w/DOCARE Training Academy Graduation	N	N	N	\$ 260.90	State	Y
LNR405	HA	5986	CREO IV	3/17/2023	3/17/2023	CREO I Academy 22-01 Graduation Ceremony	Y	N	N	\$ 171.21	State	Y
LNR405	HA	34579	CREO IV	3/17/2023	3/17/2023	CREO I Academy 22-01 Graduation Ceremony	Y	N	N	\$ 248.21	State	Y
LNR405	HA	33270	Secretary I	3/17/2023	3/17/2023	CREO I Academy 22-01 Graduation Ceremony	Y	N	N	\$ 171.21	State	Y
LNR405	HA	52338	CREO IV	3/17/2023	3/17/2023	DOCARE Training Academy	Y	N	Y	\$ 212.91	State	Y
LNR405	HA	33269	SECRETARY	3/17/2023	3/17/2023	DOCARE Training Academy	Y	N	Y	\$ 150.91	State	Y
LNR405	HA	2959	BC	3/17/2023	3/17/2023	DOCARE Training Academy	Y	N	Y	\$ 135.91	State	Y
LNR405	HA	26909	Secretary	4/5/2023	4/5/2023	Branch Chief & Secretary Meeting	N	Y	N	\$ 116.90	State	Y
LNR405	HA	2954	Branch Manager	4/5/2023	4/6/2023	Branch Chief & Secretary Meeting	N	Y	N	\$ 354.04	State	Y
LNR405	HA	5986	CREO IV	4/5/2023	4/6/2023	Br. Chief/Br. Secretary Mtg & Branch Chief Interview	Y	Y	N	\$ 587.09	State	Y
LNR405	HA	34579	CREO IV	4/5/2023	4/6/2023	Br. Chief/Br. Secretary Mtg & Branch Chief Interview	Y	Y	N	\$ 270.76	State	Y
LNR405	HA	33270	Secretary I	4/5/2023	4/5/2023	Branch Chief/Branch Secretary Meeting	Y	N	N	\$ 98.00	State	Y
LNR405	HA	2959	BC	4/5/2023	4/6/2023	BC/SEC Meeting and Interviews	Y	Y	N	\$ 432.96	State	Y
LNR405	HA	33269	SECRETARY	4/5/2023	4/5/2023	BC/SEC Meeting	Y	Y	N	\$ 97.92	State	N
LNR405	HA	14009	CREO III	4/9/2023	4/14/2023	NASBLA Boating Investigation Training	Y		Y	\$ 2,044.81	State	N
LNR405	HA	118082	CREO III	4/12/2023	4/12/2023	Firearms Training	Y	N	Y	\$ 226.78	State	N
LNR405	HA	118082	CREO III	4/22/2023	4/27/2023	Firearms Training	Y	N	Y	\$ 1,271.92	State	N
LNR405	HA	117707	CREO IV	4/26/2023	4/26/2023	Firearms Training	Y	N	Y	\$ 226.78	State	N
LNR405	HA	5986	CREO IV	4/30/2023	5/1/2023	Mission Planning for Law Enforcement	Y	N	Y	\$ 569.38	State	Y
LNR405	HA	34579	CREO IV	4/30/2023	5/1/2023	Mission Planning for Law Enforcement	Y	N	Y	\$ 714.14	State	Y
LNR405	HA	2955	CREO IV	5/1/2023	5/2/2023	HHIDTA Training Mission Planning for LE	Y	N	Y	\$ 341.15	State	Y
LNR405	HA	33294	CREO IV	5/1/2023	5/2/2023	HHIDTA Training Mission Planning for LE	Y	N	Y	\$ 397.45	State	Y

Department of Land and Natural Resources  
Work-related travel as of November 30, 2023

Table 23

<u>Prog ID</u>	<u>Sub-Org</u>	<u>Position Number</u>	<u>Job Title</u>	<u>Start Date</u>	<u>End Date</u>	<u>Justification for Travel</u>	<u>Full Agenda Y/N?</u>	<u>Meetings Attended Y/N?</u>	<u>Training Sessions Y/N?</u>	<u>Total Cost of Trip</u>	<u>Cost Paid by State or Other Entity?</u>	<u>Final Report of Travel Y/N?</u>
LNR405	HA	27077	CREO IV	5/2/2023	5/2/2023	Firearms Training	Y	N	Y	\$ 73.00	State	N
LNR405	HA	118797	CREO IV	5/3/2023	5/3/2023	Glock Armorer Course	Y		Y	\$ 218.20	State	N
LNR405	HA	25893	CREO IV	5/3/2023	5/3/2023	Glock Armorer Course	y		y	\$ 207.15	State	N
LNR405	HA	N/A	Vol CREO	5/3/2023	5/3/2023	Glock Armorer Course	Y		Y	\$ 207.15	State	N
LNR405	HA	27077	CREO IV	5/6/2023	5/7/2023	Firearms Training	Y	N	Y	\$ 635.75	State	Y
LNR405	HA	40438	SECRTARY	5/18/2023	5/19/2023	Oversee Waimea Hunter Ed	N	N	N	\$ 274.50	Other	N
LNR405	HA	14009	CREO III	6/5/2023	6/9/2023	Basic Medical Instructor Trng	Y		Y	\$ 1,226.31	State	N
LNR405	HA	25893	CREO IV	6/5/2023	6/9/2023	Basic Medical Instructor Trng	Y		Y	\$ 892.79	State	N
LNR405	HA	N/A	VOL	6/24/2023	6/29/2023	IHEA Annual Conference	Y	Y	Y	\$ 2,435.86	Other	Y
LNR405	HA	43037	HEP MGR	6/24/2023	6/29/2023	IHEA Annual Conference	Y	Y	Y	\$ 1,579.10	Other	Y
LNR405	HA	14009	CREO III	7/8/2023	8/4/2023	FLETC Marine Law Enf Trng	Y		Y	\$ 2,218.69	State	N
LNR405	HA	34478	CREO III	7/8/2023	8/4/2023	Attend Marine LE Training Program	Y	N	Y	\$ 2,352.20	State	N
LNR405	HA	30041	Enf Administrator	7/26/2023	7/26/2023	Meet with Maui DOCARE and Legislators		Y		\$ 150.14	State	N
LNR405	HA	118082	CREO III	8/7/2023	8/10/2023	Firearms Training	Y	N	Y	\$ 891.20	State	N
LNR405	HA	117707	CREO IV	8/30/2023	8/30/2023	Firearms Training	Y	N	Y	\$ 243.20	State	N
LNR405	HA	43037	HEP MGR	9/6/2023	9/7/2023	Meet Ttrap and Skeet Club (Hilo)	N	Y	N	\$ 452.24	Other	N
LNR405	HA	43037	HEP MGR	9/13/2023	9/17/2023	BOW Workshop	Y	Y	Y	\$ 275.00	Other	N
LNR405	HA	N/A	VOL	9/13/2023	9/17/2023	BOW Workshop	Y	Y	Y	\$ 155.00	Other	N
LNR405	HA	N/A	VOL	9/13/2023	9/17/2023	BOW Workshop	Y	Y	Y	\$ 275.00	Other	N
LNR405	HA	N/A	VOL	9/14/2023	9/17/2023	BOW Workshop	Y	Y	Y	\$ 190.00	Other	N
LNR405	HA	N/A	VOL	9/14/2023	9/17/2023	BOW Workshop	Y	Y	Y	\$ 127.00	Other	N
LNR405	HA	N/A	STAFF	9/14/2023	9/17/2023	BOW Workshop	Y	Y	Y	\$ 127.00	Other	N
LNR405	HA	N/A	STAFF	9/14/2023	9/17/2023	BOW Workshop	Y	Y	Y	\$ 127.00	Other	N
LNR405	HA	40438	SECRTARY	9/14/2023	9/17/2023	BOW Workshop	Y	Y	Y	\$ 127.00	Other	N
LNR405	HA	118797	CREO IV	9/25/2023	9/27/2023	Recert PPCT Instructor Course	Y		Y	\$ 1,010.48	State	N
LNR405	HA	30041	Enf Administrator	9/30/2023	9/30/2023	DLNR community meeting	Y	Y		\$ 20.00	State	N
LNR405	HA	43037	HEP MGR	10/1/2023	10/6/2023	Federal Assistance workshop	Y	Y	Y	\$ 2,709.96	Other	Y
LNR405	HA	002721	Fiscal Management Officer	10/1/2023	10/6/2023	Attend WSFR Federal Aid Coordinator's Conference	Y	Y	Y	\$ 2,343.76	Other	Y
LNR405	HA	029216	Accountant V	10/1/2023	10/6/2023	Attend WSFR Federal Aid Coordinator's Conference	Y	Y	Y	\$ 2,770.43	Other	Y
LNR405	HA	27077	CREO IV	10/4/2023	10/4/2023	Arbitration Meeting	Y	Y	N	\$ 453.00	State	N
LNR405	HA	26909	Secretary I	10/25/2023	10/25/2023	Attend Branch Chief & Secretary Meeting	N	Y	N	\$ 137.78	State	N
LNR405	HA	2954	Branch Manager	10/25/2023	10/25/2023	Attend Branch Chief & Secretary Meeting	N	Y	N	\$ 260.78	State	N

Department of Land and Natural Resources  
Work-related travel as of November 30, 2023

Table 23

<u>Prog ID</u>	<u>Sub-Org</u>	<u>Position Number</u>	<u>Job Title</u>	<u>Start Date</u>	<u>End Date</u>	<u>Justification for Travel</u>	<u>Full Agenda Y/N?</u>	<u>Meetings Attended Y/N?</u>	<u>Training Sessions Y/N?</u>	<u>Total Cost of Trip</u>	<u>Cost Paid by State or Other Entity?</u>	<u>Final Report of Travel Y/N?</u>
LNR405	HA	2952	Br. Chief	10/25/2023	10/25/2023	Br. Chief/Br. Secretary Meeting	Y	N	N	\$ 195.79	State	Y
LNR405	HA	33270	Secretary I	10/25/2023	10/25/2023	Br. Chief/Br. Secretary Meeting	Y	N	N	\$ 118.79	State	Y
LNR405	HA	2959	BC	10/25/2023	10/25/2023	BC/SEC Meeting	Y	Y	N	\$ 118.79	State	N
LNR405	HA	33269	SECRETARY	10/25/2023	10/25/2023	BC/SEC Meeting	Y	Y	N	\$ 118.79	State	N
LNR405	HA	4676	CREO III	11/6/2023	11/6/2023	Attend Taser Instructor Training	Y	N	Y	\$ 248.75	State	N
LNR405	HA	2900	CREO III	11/6/2023	11/6/2023	Attend Taser Instructor Training	Y	N	Y	\$ 325.75	State	N
LNR405	HA	52349	CREO III	11/6/2023	11/6/2023	Attend Taser Instructor Training	Y	N	Y	\$ 171.89	State	N
LNR405	HA	33295	CREO III	11/6/2023	11/6/2023	Taser Weapon Ins. Cert. Course	Y	N	Y	\$ 627.00	State	Y
LNR405	HA	52338	CREO IV	11/6/2023	11/6/2023	Taser Training	Y	N	Y	\$ 216.99	State	N
LNR405	HA	118083	CREO III	11/6/2023	11/6/2023	Taser Training	Y	N	Y	\$ 93.99	State	N
LNR405	HA	117734	CREO III	11/6/2023	11/6/2023	Taser Training	Y	N	Y	\$ 93.99	State	N
LNR405	HA	28534	CREO III	11/6/2023	11/6/2023	Taser Training	Y	N	Y	\$ 93.99	State	N
LNR405	HA	118736	CREO IV	11/6/2023	11/6/2023	Taser Training	Y	N	Y	\$ 93.99	State	N
LNR405	HA	39173	CREO III	11/7/2023	11/7/2023	Taser Weapon Ins. Cert. Course	Y	N	Y	\$ 704.00	State	Y
LNR405	HA	27077	CREO IV	11/28/2023	11/30/2023	Arbitration Meeting	Y	Y	N	\$ 570.50	State	N
LNR405	HA	43037	HEP MGR	12/8/2023	12/10/2023	Repair Waimea HEP Storage	N	Y	Y	\$ 287.00	Other	N
LNR405	HA	N/A	VOL	12/8/2023	12/10/2023	Repair Waimea HEP Storage	N	Y	Y	\$ 287.00	Other	N
LNR405	HA	N/A	VOL	12/8/2023	12/10/2023	Repair Waimea HEP Storage	N	Y	Y	\$ 225.00	Other	N
LNR405	HA	N/A	VOL	12/8/2023	12/10/2023	Repair Waimea HEP Storage	N	Y	Y	\$ 225.00	Other	N
LNR405	HA	N/A	STAFF	12/8/2023	12/10/2023	Repair Waimea HEP Storage	N	Y	Y	\$ 225.00	Other	N
LNR405	HA	N/A	VOL	12/8/2023	12/10/2023	Repair Waimea HEP Storage	N	Y	Y	\$ 225.00	Other	N
LNR405	HA	N/A	VOL	12/8/2023	12/10/2023	Repair Waimea HEP Storage	N	Y	Y	\$ 225.00	Other	N
LNR407	NA	118332	Watershed Planner	1/17/2023	1/20/2023	Aerial Control for Feral Animals, Waikolu/Ilio point outreach, and Kamalo outreach	Y	N	N	\$ 499.30	State	N
LNR407	NA	47595	NEPM Program Manager	1/19/2023	1/19/2023	Public hearing and field wok	Y	Y	N	\$ 113.01	State	N
LNR407	NA	2882	Administrator	1/20/2023	1/20/2023	FWS/PIFWO to meet with USFWS regional leadership and visit Hakalau NWR	Y	N	N	\$ 132.00	State	N
LNR407	NA	44990	NRM Specialist V	1/23/2023	1/27/2023	Inter Agency Training	Y	Y	Y	\$ 1,750.95	State	N
LNR407	NA	118332	Watershed Planner	1/23/2023	1/27/2023	Obtain Interagency Aviation Trainer qualifications as per the 2018 DLNR Helicopter Operating Policy	N	N	Y	\$ 1,818.76	State	N
LNR407	NA	118332	Watershed Planner	1/31/2023	2/1/2023	Outreach w/Molokai Hunting Club regarding ACETA for watershed partnership	N	Y	N	\$ 350.36	State	N

Department of Land and Natural Resources  
Work-related travel as of November 30, 2023

Table 23

<u>Prog ID</u>	<u>Sub-Org</u>	<u>Position Number</u>	<u>Job Title</u>	<u>Start Date</u>	<u>End Date</u>	<u>Justification for Travel</u>	<u>Full Agenda Y/N?</u>	<u>Meetings Attended Y/N?</u>	<u>Training Sessions Y/N?</u>	<u>Total Cost of Trip</u>	<u>Cost Paid by State or Other Entity?</u>	<u>Final Report of Travel Y/N?</u>
LNR407	NA	N/A	Deputy Attorney General	2/3/2023	2/3/2023	Court Hearing on PATH et al v State etal, 2CCV-22-144	N	Y	N	\$ 106.40	State	N
LNR407	NA	118332	Watershed Planner	2/20/2023	2/25/2023	Aerial Control for Feral Animals, Waikolu/Ilio point outreach, and Kamalo outreach	Y	N	N	\$ 736.76	State	N
LNR407	NA	N/A	President of Pacific Bird Conservat	2/22/2023	2/27/2023	Field work with Kauai Forest Bird Recovery Project	Y	N	N	\$ 310.61	State	N
LNR407	NA	39753	NRMS V	2/23/2023	2/23/2023	Public Hearing for NARS Rules and Parcels Additions	Y	Y	N	\$ 319.42	State	N
LNR407	NA	47595	NEPM Program Manager	2/23/2023	2/24/2023	Public hearing and grant site visit with FWS	Y	Y	N	\$ 328.36	State	N
LNR407	NA	N/A	ESRC Member	2/28/2023	3/1/2023	Endangered Species Recovery Committee site visit and meeting	Y	Y	N	\$ 520.58	State	N
LNR407	NA	N/A	RCUH Programmatic Habitat Conservation Plan Coordinator	2/28/2023	3/1/2023	Endangered Species Recovery Committee site visit and meeting	Y	Y	N	\$ 520.39	State	N
LNR407	NA	N/A	Deputy Attorney General	2/28/2023	3/1/2023	Endangered Species Recovery Committee site visit and meeting	Y	Y	N	\$ 330.90	State	N
LNR407	NA	N/A	ESRC Member	2/28/2023	3/1/2023	Endangered Species Recovery Committee site visit and meeting	Y	Y	N	\$ 425.77	State	N
LNR407	NA	47595	NEPM Program Manager	3/2/2023	3/2/2023	Attend public hearing	N	Y	N	\$ 97.92	State	N
LNR407	NA	118332	Watershed Planner	3/6/2023	3/6/2023	Maui Nui Landscape Conservation Plan Meeting	N	Y	N	\$ 97.92	State	N
LNR407	NA	N/A	Project Leader	3/9/2023	3/10/2023	Site visit to Maui mosquito facility	Y	N	N	\$ 333.75	State	N
LNR407	NA	N/A	Mosquito Control Coordinator	3/9/2023	3/10/2023	Site visit to Maui mosquito facility	Y	N	N	\$ 326.25	State	N
LNR407	NA	118289	NRMS IV	3/17/2023	3/19/2023	Represent DOFAW at Molokai Ag Fair	y	N	N	\$ 1,043.00	State	N
LNR407	NA	N/A	RCUH Programmatic Habitat Conservation Plan Coordinator	3/27/2023	3/27/2023	Public hearing for KIUC Habitat Conservation Plan	N	Y	N	\$ 176.56	State	N
LNR407	NA	27073	Wildlife Biologist	3/27/2023	3/27/2023	Public hearing for KIUC Habitat Conservation Plan	N	Y	N	\$ 150.16	State	N
LNR407	NA	15015	Wildlife Program Manager	3/27/2023	3/28/2023	Public hearing for KIUC Habitat Conservation Plan and Egg collection for akikiki	Y	Y	N	\$ 337.26	State	N
LNR407	NA	15015	Wildlife Program Manager	3/30/2023	3/30/2023	REgg collection for akikiki	Y	N	N	\$ 163.51	State	N
LNR407	NA	118332	Watershed Planner	3/31/2023	3/31/2023	Kohala Watershed Partnership meeting and site visit	Y	Y	N	\$ 198.15	State	N

Department of Land and Natural Resources  
Work-related travel as of November 30, 2023

Table 23

<u>Prog ID</u>	<u>Sub-Org</u>	<u>Position Number</u>	<u>Job Title</u>	<u>Start Date</u>	<u>End Date</u>	<u>Justification for Travel</u>	<u>Full Agenda Y/N?</u>	<u>Meetings Attended Y/N?</u>	<u>Training Sessions Y/N?</u>	<u>Total Cost of Trip</u>	<u>Cost Paid by State or Other Entity?</u>	<u>Final Report of Travel Y/N?</u>
LNR407	NA	122823	Accountant IV	4/8/2023	4/15/2023	Attend NGMA Annual Grants Training	Y	Y	Y	\$ 5,374.03	State	Y
LNR407	NA	46763	Education & Information Specialist	4/13/2023	4/13/2023	Staffing outreach booth for Rapid Ohia at Merrie Monarch Festival	Y	N	N	\$ 166.59	State	N
LNR407	NA	N/A	Mosquito Control Coordinator	4/18/2023	4/20/2023	DOFAW Kauai branch meeting & North Shore community outreach	N	Y	N	\$ 510.01	State	N
LNR407	NA	118332	Watershed Planner	4/19/2023	4/22/2023	Site visit to Ilio Point NAR, Molokai Earthday outreach and accompany Chairperson on helicopter ride to show DOFAW projects	Y	N	N	\$ 618.70	State	N
LNR407	NA	N/A	Habitat Conservation Planning Coordinator	4/19/2023	4/19/2023	Mosquito project related work including public outreach, possible site visit with KFBRP staff	Y	N	N	\$ 288.43	State	N
LNR407	NA	N/A	Kupu Intern	4/27/2023	4/27/2023	Site visit to Hokuala with USFWS	Y	N	N	\$ 146.39	State	N
LNR407	NA	N/A	Non Employee	4/28/2023	4/30/2023	Native Hawaiian land snail monitoring HIP/SEEP meetings, Outreach event	Y	Y	Y	\$ 502.51	State	N
LNR407	NA	N/A	Outreach	5/8/2023	5/9/2023	Statewide Division Outreach Staff Meeting	N	Y	N	\$ 235.63	State	N
LNR407	NA	46763	Education & Information Specialist	5/8/2023	5/9/2023	Statewide division outreach staff meeting	N	Y	N	\$ 167.49	State	N
LNR407	NA	N/A	Kupu Intern	5/8/2023	5/9/2023	Statewide division outreach staff meeting	N	Y	N	\$ 167.49	State	N
LNR407	NA	N/A	Outreach Associate	5/8/2023	5/9/2023	Statewide division outreach staff meeting	N	Y	N	\$ 167.49	State	N
LNR407	NA	N/A	Outreach Specialist	5/8/2023	5/9/2023	Statewide division outreach staff meeting	N	Y	N	\$ 135.63	State	N
LNR407	NA	N/A	Urban Forestry Communications A	5/8/2023	5/9/2023	Statewide division outreach staff meeting	N	Y	N	\$ 123.49	State	N
LNR407	NA	N/A	Researcher	5/10/2023	5/12/2023	NRA Rifle Training (Volcano)	N	N	Y	\$ 180.49	State	N
LNR407	NA	N/A	Non Employee	5/12/2023	5/12/2023	Meeting with Kamehameha School Managers about their MKK lands	Y	Y	N	\$ 243.20	State	N
LNR407	NA	N/A	Mosquito Control Coordinator	5/14/2023	5/15/2023	Meet w/organizing staff and Birds Not Mosquitoes site visit	Y	Y	N	\$ 307.00	State	N
LNR407	NA	118289	NRMS IV	5/18/2023	5/19/2023	Attend and present at Rapid ohia Death outreach Workshop	y	y	y	\$ 370.56	State	N
LNR407	NA	N/A	Deputy Attorney General	5/18/2023	5/18/2023	Defending Scott Fretz's deposition in person in 2CCV-22-144	N	Y	N	\$ 188.59	State	N



Department of Land and Natural Resources  
Work-related travel as of November 30, 2023

Table 23

<u>Prog ID</u>	<u>Sub-Org</u>	<u>Position Number</u>	<u>Job Title</u>	<u>Start Date</u>	<u>End Date</u>	<u>Justification for Travel</u>	<u>Full Agenda Y/N?</u>	<u>Meetings Attended Y/N?</u>	<u>Training Sessions Y/N?</u>	<u>Total Cost of Trip</u>	<u>Cost Paid by State or Other Entity?</u>	<u>Final Report of Travel Y/N?</u>
LNR407	NA	118332	Watershed Planner	5/24/2023	5/25/2023	Meeting w/MKWA and site visit with Hilo branch manager	Y	Y	N	\$ 287.50	State	N
LNR407	NA	N/A	Non Employee	5/31/2023	5/31/2023	Yellow Faced Bee Survey	Y	N	N	\$ 70.00	State	N
LNR407	NA	N/A	Non Employee	5/31/2023	5/31/2023	Yellow Faced Bee Survey	Y	N	N	\$ 70.00	State	N
LNR407	NA	42108	Wildlife Biologist	5/31/2023	5/31/2023	Interviews	Y	N	N	\$ 325.20	State	N
LNR407	NA	10945	Wildlife Manager	5/31/2023	5/31/2023	Interviews	Y	N	N	\$ 243.20	State	N
LNR407	NA	122005	Wildlife Biologist	5/31/2023	5/31/2023	Interviews	Y	N	N	\$ 243.20	State	N
LNR407	NA	118263	Office Asst.	5/31/2023	5/31/2023	Staff Orientation	Y	N	N	\$ 243.20	State	N
LNR407	NA	2885	FW District Manager	6/1/2023	6/1/2023	Ilio meeting	Y	Y	N	\$ 243.20	State	N
LNR407	NA	2882	Administrator	6/1/2023	6/2/2023	Ilio Point site visit and Aha Moku community meeting	Y	Y	N	\$ 330.52	State	N
LNR407	NA	N/A	Deputy Attorney General	6/2/2023	6/2/2023	Defending Scott Fretz's deposition in person in 2CCV-22-144	N	Y	N	\$ 157.88	State	N
LNR407	NA	N/A	Deputy Attorney General	6/6/2023	6/7/2023	Defending Scott Fretz's deposition in person in 2CCV-22-144	N	Y	N	\$ 93.00	State	N
LNR407	NA	118261	Botanist IV	6/10/2023	6/16/2023	Attend USFA Tree Climbing Workshop	Y	Y	Y	\$ 2,529.39	State	N
LNR407	NA	N/A	Kauai PEPP Coordinator	6/12/2023	6/16/2023	USFA Climbing Workshop	Y	Y	Y	\$ 2,166.83	State	N
LNR407	NA	N/A	Deputy Attorney General	6/12/2023	6/12/2023	Depositions for PATH v. State	N	Y	N	\$ 157.90	State	N
LNR407	NA	118330	Planner V	6/13/2023	6/14/2023	Software applicatin review and process interviews	Y	N	N	\$ 640.25	State	N
LNR407	NA	N/A	Deputy Attorney General	6/15/2023	6/15/2023	Depositions for PATH v. State	N	Y	N	\$ 167.39	State	N
LNR407	NA	N/A	Deputy Attorney General	6/19/2023	6/19/2023	Depositions for PATH v. State	N	Y	N	\$ 129.40	State	N
LNR407	NA	118332	Watershed Planner	6/21/2023	6/22/2023	Feral cattle survey in the Waipahoehoe Unit	Y	N	N	\$ 291.99	State	N
LNR407	NA	N/A	KUPU Service Member	6/26/2023	6/29/2023	Attend 2023 Hawaii Conservation Conference	Y	N	N	\$ 1,356.45	State	N
LNR407	NA	N/A	KUPU Service Member	6/26/2023	6/29/2023	Attend 2023 Hawaii Conservation Conference	Y	N	N	\$ 1,333.47	State	N
LNR407	NA	N/A	KUPU Service Member	6/26/2023	6/29/2023	Attending 2023 Hawaii Conservation Conference at the Hawaii Conventional Center on Oahu	N	N	N	\$ 404.49	State	N
LNR407	NA	21437	Forestry and Wildlife Worker II	6/26/2023	6/29/2023	Hawaii Conservation Conference	Y	Y	N	\$ 921.99	State	N
LNR407	NA	N/A	Kupu Intern	6/26/2023	6/29/2023	Hawaii Conservation Conference	Y	Y	N	\$ 921.99	State	N
LNR407	NA	45489	Forestry and Wildlife Worker II	6/26/2023	6/29/2023	Hawaii Conservation Conference	Y	Y	N	\$ 1,226.49	State	N
LNR407	NA	122836	NRM Specialist II	6/26/2023	6/29/2023	Hawaii Conservation Conference	Y	Y	N	\$ 921.99	State	N
LNR407	NA	N/A	Kupu Intern	6/26/2023	6/29/2023	Hawaii Conservation Conference	Y	Y	N	\$ 921.99	State	N

Department of Land and Natural Resources  
Work-related travel as of November 30, 2023

Table 23

<u>Prog ID</u>	<u>Sub-Org</u>	<u>Position Number</u>	<u>Job Title</u>	<u>Start Date</u>	<u>End Date</u>	<u>Justification for Travel</u>	<u>Full Agenda Y/N?</u>	<u>Meetings Attended Y/N?</u>	<u>Training Sessions Y/N?</u>	<u>Total Cost of Trip</u>	<u>Cost Paid by State or Other Entity?</u>	<u>Final Report of Travel Y/N?</u>
LNR407	NA	118338	Natural Area Rsrvs Spclt Ii	6/26/2023	6/29/2023	Hawaii Conservation Conference	Y	Y	N	\$ 921.99	State	N
LNR407	NA	122856	Natural Area Rsrvs Spclt IV	6/26/2023	6/29/2023	Hawaii Conservation Conference	Y	Y	N	\$ 921.99	State	N
LNR407	NA	N/A	GIS TECH	6/26/2023	6/29/2023	Hawaii Conservation Conference	Y	Y	N	\$ 987.72	State	N
LNR407	NA	45489	Forestry and Wildlife Worker II	6/26/2023	6/29/2023	Hawaii Conservation Conference	Y	Y	N	\$ 921.99	State	N
LNR407	NA	121624	FWT V	6/26/2023	6/30/2023	Mtg with NEPM Admin office, HCC, site visits with NEPM admin	Y	Y	Y	\$ 1,494.44	State	N
LNR407	NA	N/A	Deputy Attorney General	6/26/2023	6/26/2023	Depositions for PATH v. State	N	Y	N	\$ 129.40	State	N
LNR407	NA	N/A	Rareplant Technician	6/27/2023	6/29/2023	Hawaii Conservation Conference	Y	Y	N	\$ 850.99	State	N
LNR407	NA	118261	Botanist IV	6/27/2023	6/29/2023	Hawaii Conservation Conference	Y	Y	N	\$ 1,496.89	State	N
LNR407	NA	44990	Natural Area Rsrvs Spclt V	6/27/2023	6/29/2023	Hawaii Conservation Conference	Y	Y	N	\$ 1,196.89	State	N
LNR407	NA	N/A	Non-Employee	6/27/2023	6/29/2023	Hawaii Conservation Conference	Y	Y	Y	\$ 1,203.67	State	N
LNR407	NA	118289	NRMS IV	6/27/2023	6/29/2023	Hawaii Conservation Conference	Y	Y	Y	\$ 1,201.49	State	N
LNR407	NA	N/A	Non-Employee	6/27/2023	6/29/2023	Hawaii Conservation Conference	Y	Y	Y	\$ 989.49	State	N
LNR407	NA	N/A	Non-Employee	6/27/2023	6/29/2023	Hawaii Conservation Conference	Y	Y	Y	\$ 809.49	State	N
LNR407	NA	N/A	Non-Employee	6/27/2023	6/29/2023	Hawaii Conservation Conference	Y	Y	Y	\$ 796.50	State	N
LNR407	NA	N/A	Non-Employee	6/27/2023	6/29/2023	Hawaii Conservation Conference	Y	Y	Y	\$ 782.24	State	N
LNR407	NA	N/A	Non-Employee	6/27/2023	6/29/2023	Hawaii Conservation Conference	Y	Y	Y	\$ 989.49	State	N
LNR407	NA	N/A	Non-Employee	6/27/2023	6/30/2023	Hawaii Conservation Conference and NEPM/ADMIN meeting	Y	Y	Y	\$ 1,212.24	State	N
LNR407	NA	39753	NEPM MGR	6/27/2023	6/30/2023	HCC, Meeting with NEPM Admin	Y	Y	Y	\$ 2,134.32	State	N
LNR407	NA	N/A	Non-Employee	6/27/2023	6/30/2023	HCC	Y	Y	Y	\$ 1,177.45	State	N
LNR407	NA	N/A	Non-Employee	6/27/2023	6/30/2023	HCC	Y	Y	Y	\$ 1,177.43	State	N
LNR407	NA	N/A	Non-Employee	6/27/2023	6/30/2023	HCC	Y	Y	Y	\$ 787.74	State	N
LNR407	NA	N/A	Non-Employee	6/27/2023	6/30/2023	HCC	Y	Y	Y	\$ 1,011.56	State	N
LNR407	NA	N/A	Non-Employee	6/27/2023	6/30/2023	HCC, Meeting with NEPM Admin Oahu Staff	Y	Y	Y	\$ 1,289.68	State	N
LNR407	NA	118330	Planner V	6/28/2023	6/29/2023	Software applicatin review and process interviews	Y	N	N	\$ 617.02	State	N
LNR407	NA	N/A	Deputy Attorney General	6/30/2023	6/30/2023	Site inspection of the subject trail on PATH et al v State et al, 2CCV-22-144	N	Y	N	\$ 115.88	State	N
LNR407	NA	119249	Entomologist	45,110.00	45,110.00	Kauai Mosquito contrl field site visit	Y	N	N	159.90	State	N
LNR407	NA	N/A	Non-Employee	7/9/2023	7/14/2023	ESRI Conference	Y	Y	Y	\$ 1,522.83	State	N
LNR407	NA	15015	Wildlife Program Manager	7/11/2023	7/11/2023	Kauai Mosquito EA public hearing	N	Y	N	\$ 282.90	State	N
LNR407	NA	N/A	Habitat Conservation Planning Coordinator	7/11/2023	7/11/2023	Kauai Mosquito EA public hearing	N	Y	N	\$ 135.90	State	N

Department of Land and Natural Resources  
Work-related travel as of November 30, 2023

Table 23

<u>Prog ID</u>	<u>Sub-Org</u>	<u>Position Number</u>	<u>Job Title</u>	<u>Start Date</u>	<u>End Date</u>	<u>Justification for Travel</u>	<u>Full Agenda Y/N?</u>	<u>Meetings Attended Y/N?</u>	<u>Training Sessions Y/N?</u>	<u>Total Cost of Trip</u>	<u>Cost Paid by State or Other Entity?</u>	<u>Final Report of Travel Y/N?</u>
LNR407	NA	N/A	Mosquito Control Project Planner	7/11/2023	7/11/2023	Mosquito EA Public Meeting	N	Y	N	\$ 159.90	State	N
LNR407	NA	N/A	Mosquito Control Project Planner	7/16/2023	7/16/2023	Birds Not Mosquitoes info booth in Waipa community festival	Y	N	N	\$ 188.39	State	N
LNR407	NA	118332	Watershed Planner	7/18/2023	7/19/2023	Aerial Deer Survey	Y	N	N	\$ 350.69	State	N
LNR407	NA	N/A	Maui Forest Bird Staff	7/21/2023	7/21/2023	Injunction hearing	N	Y	N	\$ 164.81	State	N
LNR407	NA	2882	Administrator	7/23/2023	7/23/2023	Kauai Mosquito EA public meeting	N	Y	N	\$ 131.14	State	N
LNR407	NA	N/A	Deputy Attorney General	8/4/2023	8/4/2023	Defending Scott Fretz's deposition in person in 2CCV-22-144	N	Y	N	\$ 146.59	State	N
LNR407	NA	121624	F&W Tech 4	8/8/2023	8/8/2023	Meeting w/DLNR Chair and NPS	Y	Y	N	\$ 225.20	State	N
LNR407	NA	118332	Watershed Planner	8/21/2023	8/21/2023	Site visits with legislators	Y	N	N	\$ 373.66	State	N
LNR407	NA	39753	NRMS V	8/25/2023	8/25/2023	Inspect warehouse installation and meet w/staff	Y	Y	N	\$ 322.20	State	N
LNR407	NA	118332	Watershed Planner	8/28/2023	8/29/2023	Site visit w/chairperson to Kalaupapa & helicopter tour of the area	Y	N	N	\$ 380.70	State	N
LNR407	NA	10945	Wildlife Manager	9/8/2023	9/8/2023	Attend Marsh Meeting	Y	Y	N	\$ 135.88	State	N
LNR407	NA	118261	Botanist IV	9/18/2023	9/21/2023	NEPM Core Group Meeting	N	Y	N	\$ 250.54	State	N
LNR407	NA	122836	Natural Area Rsvrs Spclt II	9/18/2023	9/21/2023	NEPM Core Group Meeting	N	Y	N	\$ 250.54	State	N
LNR407	NA	45489	Forestry and Wildlife Worker II	9/18/2023	9/21/2023	NEPM Core Group Meeting	Y	Y	N	\$ 250.54	State	N
LNR407	NA	44990	NRM SPCLT V	9/18/2023	9/21/2023	NEPM Core Group Meeting	Y	Y	N	\$ 250.54	State	N
LNR407	NA	118338	NRM II	9/18/2023	9/21/2023	NEPM Core Group Meeting	Y	Y	N	\$ 250.54	State	N
LNR407	NA	21437	F&W WKR II	9/18/2023	9/21/2023	NEPM Core Group Meeting	Y	Y	N	\$ 250.54	State	N
LNR407	NA	N/A	KAUAI PLANT EXT COORD	9/18/2023	9/21/2023	NEPM Core Group Meeting	Y	Y	N	\$ 250.54	State	N
LNR407	NA	47595	NEPM Program Manager	9/18/2023	9/18/2023	REPI meeting for grant funding	N	Y	N	\$ 126.39	State	N
LNR407	NA	44989	Natural Area Rsvrs Spclt V	9/19/2023	9/21/2023	To attend Natural Area Reserve System Core Group Meeting	N	Y	N	\$ 422.49	State	N
LNR407	NA	118288	Natural Area Rsvrs Spclt IV	9/19/2023	9/21/2023	To attend Natural Area Reserve System Core Group Meeting	N	Y	N	\$ 437.49	State	N
LNR407	NA	122003	Botanist IV	9/19/2023	9/21/2023	To attend Natural Area Reserve System Core Group Meeting	N	Y	N	\$ 481.99	State	N
LNR407	NA	122278	F & W Tech V	9/19/2023	9/21/2023	To attend Natural Area Reserve System Core Group Meeting	N	Y	N	\$ 197.24	State	N
LNR407	NA	122574	Natural Rescs Mgmt Spclt IV	9/19/2023	9/21/2023	To attend Natural Area Reserve System Core Group Meeting	N	Y	N	\$ 197.24	State	N
LNR407	NA	N/A	Tech	9/19/2023	9/21/2023	To attend Natural Area Reserve System Core Group Meeting	N	Y	N	\$ 197.24	State	N

Department of Land and Natural Resources  
Work-related travel as of November 30, 2023

Table 23

<u>Prog ID</u>	<u>Sub-Org</u>	<u>Position Number</u>	<u>Job Title</u>	<u>Start Date</u>	<u>End Date</u>	<u>Justification for Travel</u>	<u>Full Agenda Y/N?</u>	<u>Meetings Attended Y/N?</u>	<u>Training Sessions Y/N?</u>	<u>Total Cost of Trip</u>	<u>Cost Paid by State or Other Entity?</u>	<u>Final Report of Travel Y/N?</u>
LNR407	NA	N/A	NRER Field Associate	9/19/2023	9/21/2023	To attend Natural Area Reserve System Core Group Meeting	N	Y	N	\$ 144.99	State	N
LNR407	NA	N/A	NRER Field Associate	9/19/2023	9/21/2023	To attend Natural Area Reserve System Core Group Meeting	N	Y	N	\$ 144.99	State	N
LNR407	NA	N/A	PEPP Rare Plant Tech	9/19/2023	9/21/2023	To attend Natural Area Reserve System Core Group Meeting	N	Y	N	\$ 197.24	State	N
LNR407	NA	N/A	NRER Horticulatural Associate	9/19/2023	9/21/2023	To attend Natural Area Reserve System Core Group Meeting	N	Y	N	\$ 144.99	State	N
LNR407	NA	N/A	Horticultural Assistant	9/19/2023	9/21/2023	To attend Natural Area Reserve System Core Group Meeting	N	Y	N	\$ 197.24	State	N
LNR407	NA	N/A	NRER Horticulatural Tech	9/19/2023	9/21/2023	To attend Natural Area Reserve System Core Group Meeting	N	Y	N	\$ 197.24	State	N
LNR407	NA	39753	NEPM MGR	9/19/2023	9/21/2023	NEPM Core Group Meeting	Y	Y	N	\$ 502.74	State	N
LNR407	NA	121624	FWT V	9/19/2023	9/21/2023	NEPM Core Group Meeting	Y	Y	N	\$ 320.18	State	N
LNR407	NA	N/A	Non Employee	9/19/2023	9/21/2023	NEPM Core Group Meeting	Y	Y	N	\$ 149.74	State	N
LNR407	NA	N/A	Non Employee	9/19/2023	9/21/2023	NEPM Core Group Meeting	Y	Y	N	\$ 149.74	State	N
LNR407	NA	N/A	Non Employee	9/19/2023	9/21/2023	NEPM Core Group Meeting	Y	Y	N	\$ 320.74	State	N
LNR407	NA	118330	Planner V	9/19/2023	9/21/2023	NEPM Core group meeting	N	Y	N	\$ 135.49	State	N
LNR407	NA	27026	Botanist	9/19/2023	9/21/2023	NEPM Core group meeting	N	Y	N	\$ 135.49	State	N
LNR407	NA	47595	NEPM Program Manager	9/19/2023	9/21/2023	NEPM Core group meeting	N	Y	N	\$ 93.74	State	N
LNR407	NA	118332	Watershed Planner	9/19/2023	9/23/2023	NEPM Core group meeting	N	Y	N	\$ 168.99	State	N
LNR407	NA	2940	Secretary	9/21/2023	9/21/2023	Discussion with Fiscal rep of travel concerns	Y	N	N	\$ 177.80	State	N
LNR407	NA	N/A	Non Employee	9/22/2023	9/24/2023	Research at Bishop Museum, set up crew for the Kahili Festival, breakdown crew for the Kahuli Festival	Y	N	N	\$ 1,180.72	State	N
LNR407	NA	N/A	Non Employee	9/23/2023	9/23/2023	Bishop Museum Kahuli Fest Outreach Event	Y	N	N	\$ 199.50	State	N
LNR407	NA	N/A	Non Employee	9/23/2023	9/23/2023	Bishop Museum Staff Meetings, assist with Kahuli Festival	Y	Y	N	\$ 185.19	State	N
LNR407	NA	39753	NRMS V	9/26/2023	9/26/2023	Meet w/NEPM MKK Staff, DLNR IT, Molokai Metals Supervisor	Y	Y	N	\$ 305.09	State	N
LNR407	NA	118332	Watershed Planner	10/13/2023	10/13/2023	RCPP - Haleokala Ranch aerial survey of out-panting	Y	N	N	\$ 239.38	State	N
LNR407	NA	39753	NRMS V	10/20/2023	10/20/2023	Working on Molokai	Y	N	N	\$ 342.10	State	N
LNR407	NA	2912	GC&M Supervisor I	10/20/2023	10/20/2023	Molokai Baseyard Visit	Y	N	N	\$ 235.10	State	N

Department of Land and Natural Resources  
Work-related travel as of November 30, 2023

Table 23

<u>Prog ID</u>	<u>Sub-Org</u>	<u>Position Number</u>	<u>Job Title</u>	<u>Start Date</u>	<u>End Date</u>	<u>Justification for Travel</u>	<u>Full Agenda Y/N?</u>	<u>Meetings Attended Y/N?</u>	<u>Training Sessions Y/N?</u>	<u>Total Cost of Trip</u>	<u>Cost Paid by State or Other Entity?</u>	<u>Final Report of Travel Y/N?</u>
LNR407	NA	2931	Heavy Equipment Operator	10/20/2023	10/20/2023	Molokai Baseyard Visit	Y	N	N	\$ 235.10	State	N
LNR407	NA	2942	Heavy Veh & Const. Equipment M	10/20/2023	10/20/2023	Molokai Baseyard Visit	Y	N	N	\$ 235.10	State	N
LNR407	NA	44991	NRM Specialist V	10/23/2023	10/26/2023	Assiting with Ungulate Control (ACETA) on Moloka'i	N	N	N	\$ 668.00	State	N
LNR407	NA	N/A	Habitat Conservation Planning Cod	10/26/2023	10/26/2023	Site visit for Kauai mosquito control project	Y	N	N	\$ 147.29	State	N
LNR407	NA	50940	Wildlife Biologist	10/26/2023	10/26/2023	Site visit for Kauai mosquito control project	Y	N	N	\$ 240.41	State	N
LNR407	NA	118332	Watershed Planner	11/1/2023	11/1/2023	RCP - Parker Ranch aerial survey for out-planting	Y	N	N	\$ 238.79	State	N
LNR407	NA	118332	Watershed Planner	11/3/2023	11/3/2023	ACETA workshop for Maui Nui compliance	N	N	Y	\$ 181.39	State	N
LNR407	NA	42108	Wildlife Biologist IV	11/7/2023	11/8/2023	Radio tag deer on Molokai Ranch / DHHL / Puu O Hoku Ranch	Y	N	N	\$ 537.06	State	N
LNR407	NA	12481	Forestry Manager	11/7/2023	11/8/2023	Radio tag deer on Molokai Ranch / DHHL / Puu O Hoku Ranch	Y	N	N	\$ 562.82	State	N
LNR407	NA	10945	Wildlife Manager	11/7/2023	11/8/2023	Radio tag deer on Molokai Ranch / DHHL / Puu O Hoku Ranch	Y	N	N	\$ 441.08	State	N
LNR407	NA	2940	Secretary	11/8/2023	11/8/2023	Visit Makiki Branch, assist with fire related paperwork	Y	N	N	\$ 139.39	State	N
LNR407	NA	N/A	Non-Employee	11/20/2023	11/21/2023	Drone flight of Ilio point fence line	Y	N	N	\$ 337.42	State	N
LNR407	NA	39753	NRMS V	11/21/2023	11/21/2023	Working on Molokai	Y	N	N	\$ 322.20	State	N
LNR407	NA	N/A	Survey Entomologist	4/10/2023	4/13/2023	Conduct Arthropod surveys	Y	N	N	\$ 239.50	State	N
LNR801	CH	117198	IT Specialist IV - DOBOR	1/11/2023	1/11/2023	Setup/Deploy IT equipment in Maui.	N	Y	N	\$ 188.51	State	Y
LNR801	CH	11930	Engineer VI	1/12/2023	1/12/2023	Final inspection of Maalaea SBH Pier repairs.	N	Y	N	\$ 216.09	State	Y
LNR801	CH	118867	General Professional V	1/13/2023	1/13/2023	Investigation, Maui.	N	Y	N	\$ 181.65	State	Y
LNR801	CH	122882	Assistant Administrator	1/13/2023	1/13/2023	Investigation, Maui.	N	Y	N	\$ 254.19	State	Y
LNR801	CH	6467	Administrative Officer V	1/18/2023	1/18/2023	Site Visit, Maui District Boating Branch.	N	Y	N	\$ 88.41	State	Y
LNR801	CH	122882	Assistant Administrator	1/19/2023	1/19/2023	Meeting with staff members, Maui.	N	Y	N	\$ 182.91	State	Y
LNR801	CH	121939	Property Manager I	1/25/2023	1/25/2023	Site inspections on Maui with Property Management .	N	Y	N	\$ 140.66	State	Y
LNR801	CH	122882	Assistant Administrator	1/25/2023	1/25/2023	Site inspections on Maui with Property Management .	N	Y	N	\$ 234.66	State	Y

Department of Land and Natural Resources  
Work-related travel as of November 30, 2023

Table 23

<u>Prog ID</u>	<u>Sub-Org</u>	<u>Position Number</u>	<u>Job Title</u>	<u>Start Date</u>	<u>End Date</u>	<u>Justification for Travel</u>	<u>Full Agenda Y/N?</u>	<u>Meetings Attended Y/N?</u>	<u>Training Sessions Y/N?</u>	<u>Total Cost of Trip</u>	<u>Cost Paid by State or Other Entity?</u>	<u>Final Report of Travel Y/N?</u>
LNR801	CH	11930	Engineer VI	1/31/2023	1/31/2023	Pre-con meeting for Kihei Boat ramp and site inspection at Lahaina SBH.	N	Y	N	\$ 182.91	State	Y
LNR801	CH	118867	General Professional V	2/9/2023	2/9/2023	Investigation, Hawaii District Boating Branch.	N	Y	N	\$ 182.91	State	Y
LNR801	CH	11930	Engineer VI	2/16/2023	2/16/2023	Pre-final inspection of Kawaihae South paving, site inspection for N. Kawaihae breakwater project.	N	Y	N	\$ 192.42	State	Y
LNR801	CH	117198	IT Specialist IV - DLNR	2/21/2023	2/21/2023	Documentation project involving auditing the Network and Telecommunication inventory, Hawaii.	N	Y	N	\$ 164.05	State	Y
LNR801	CH	122882	Assistant Administrator	2/23/2023	2/23/2023	Conduct Manta Public hearing on Hawaii island .	N	Y	N	\$ 182.91	State	Y
LNR801	CH	118867	General Professional V	2/23/2023	2/23/2023	Conduct Manta Public hearing on Hawaii island.	N	Y	N	\$ 110.41	State	Y
LNR801	CH	117198	IT Specialist IV - DOBOR	2/27/2023	2/27/2023	Setup/Deploy IT equipment in Molokai.	N	Y	N	\$ 298.00	State	Y
LNR801	CH	122882	Assistant Administrator	2/27/2023	2/27/2023	Staff meeting rearding Hawaii District's operations.	N	Y	N	\$ 192.42	State	Y
LNR801	CH	117198	IT Specialist - DLNR	2/28/2023	2/28/2023	Documentation project involving auditing the Network/Telecommunication inventory, Hawaii.	N	Y	N	\$ 107.41	State	Y
LNR801	CH	122882	Assistant Administrator	3/3/2023	3/3/2023	Interviews for Hawaii District Boating Branch.	N	Y	N	\$ 244.40	State	Y
LNR801	CH	117198	IT Specialist - DLNR	3/6/2023	3/6/2023	Documentation project involving auditing the Network and Telecommunication inventory, Maui	N	Y	N	\$ 97.92	State	Y
LNR801	CH	11930	Engineer VI	3/7/2023	3/7/2023	Lahaina SBH blessing and site inspection for Kihei Ramp washdown project.	N	Y	N	\$ 229.60	State	Y
LNR801	CH	117198	IT Specialist IV - DLNR	3/7/2023	3/7/2023	Documentation project involving auditing the Network and Telecommunication inventory, Maui	N	Y	N	\$ 196.92	State	Y

Department of Land and Natural Resources  
Work-related travel as of November 30, 2023

Table 23

<u>Prog ID</u>	<u>Sub-Org</u>	<u>Position Number</u>	<u>Job Title</u>	<u>Start Date</u>	<u>End Date</u>	<u>Justification for Travel</u>	<u>Full Agenda Y/N?</u>	<u>Meetings Attended Y/N?</u>	<u>Training Sessions Y/N?</u>	<u>Total Cost of Trip</u>	<u>Cost Paid by State or Other Entity?</u>	<u>Final Report of Travel Y/N?</u>
LNR801	CH	117198	IT Specialist - DLNR	3/14/2023	4/18/2023	Documentation project involving auditing the Network and Telecommunication inventory, Maui	N	Y	N	\$ 97.92	State	Y
LNR801	CH	122882	Assistant Administrator	3/23/2023	3/23/2023	Interviews for Hawaii District.	N	Y	N	\$ 123.21	State	Y
LNR801	CH	118867	General Professional V	3/24/2023	3/24/2023	Investigation, Kauai District Boating Branch.	N	Y	N	\$ 228.80	State	Y
LNR801	CH	122882	Assistant Administrator	3/28/2023	3/28/2023	Interviews for Hawaii District and meetings with staff.	N	Y	N	\$ 129.41	State	Y
LNR801	CH	11930	Engineer VI	3/31/2023	3/31/2023	Attend community meeting at N. Kawaihae SBH for breakwater repairs, site inspection of S. Kawaihae paving project.	N	Y	N	\$ 234.91	State	Y
LNR801	CH	46757	Administrator	3/31/2023	3/31/2023	Kauai District site visit and meetings with staff.	N	Y	N	\$ 287.15	State	Y
LNR801	CH	46757	Administrator	4/4/2023	4/4/2023	Meeting with AG's and manta operators on Hawaii .	N	Y	N	\$ 196.92	State	Y
LNR801	CH	122882	Assistant Administrator	4/4/2023	4/4/2023	Meeting with AG's and manta operators on Hawaii	N	Y	N	\$ 119.92	State	Y
LNR801	CH	11930	Engineer VI	4/6/2023	4/6/2023	Fianl Inspection for Kihei Boat Ramp Improvement projects.	N	Y	N	\$ 225.40	State	Y
LNR801	AA	46758	Accountant IV	4/10/2023	4/13/2023	Attend NGMA Annual Grants Training	Y	Y	Y	\$ 2,063.25	Other	Y
LNR801	CH	11930	Engineer VI	4/11/2023	4/11/2023	Final inspection of Maalaea SBH water leak and valve upgrade project	N	Y	N	\$ 298.00	State	Y
LNR801	CH	122882	Assistant Administrator	4/18/2023	4/18/2023	Interviews in Hawaii for BORHA's	N	Y	N	\$ 172.16	State	Y
LNR801	CH	117198	IT Specialist IV - DOBOR	4/18/2023	4/18/2023	Documentation project involving auditing the Network and Telecommunication inventory, Molokai.	N	Y	N	\$ 250.01	State	Y
LNR801	CH	117655	IT Specialist - DLNR	4/18/2023	4/18/2023	Setup/Deploy IT equipment in Molokai.	N	Y	N	\$ 220.00	State	Y
LNR801	CH	117198	IT Specialist IV - DOBOR	4/20/2023	4/20/2023	Documentation project involving auditing the Network and Telecommunication inventory, Lanai.	N	Y	N	\$ 250.01	State	Y
LNR801	CH	122882	Assistant Administrator	4/20/2023	4/20/2023	Interviews in Hawaii for BORHA's.	N	Y	N	\$ 119.92	State	Y
LNR801	CH	122882	Assistant Administrator	4/26/2023	4/26/2023	Attend meeting with AG from Tort Litigation at Keahou ramp.	N	Y	N	\$ 219.00	State	Y

Department of Land and Natural Resources  
Work-related travel as of November 30, 2023

Table 23

<u>Prog ID</u>	<u>Sub-Org</u>	<u>Position Number</u>	<u>Job Title</u>	<u>Start Date</u>	<u>End Date</u>	<u>Justification for Travel</u>	<u>Full Agenda Y/N?</u>	<u>Meetings Attended Y/N?</u>	<u>Training Sessions Y/N?</u>	<u>Total Cost of Trip</u>	<u>Cost Paid by State or Other Entity?</u>	<u>Final Report of Travel Y/N?</u>
LNR801	CH	117198	IT Specialist IV - DOBOR	4/27/2023	4/27/2023	Setup/Deploy IT equipment in Maui.	N	Y	N	\$ 206.40	State	Y
LNR801	CH	46757	Administrator	5/2/2023	5/2/2023	Manta rules meeting in Honokohau SBH	N	Y	N	\$ 206.40	State	Y
LNR801	CH	122882	Assistant Administrator	5/2/2023	5/2/2023	Attend meeting with Hawaii Aha Moku about Manta draft rules	N	Y	N	\$ 129.40	State	Y
LNR801	CH	117198	IT Specialist IV - DOBOR	5/4/2023	5/4/2023	Setup/Deploy IT equipment in Molokai.	N	Y	N	\$ 339.02	State	Y
LNR801	CH	N/A	LTD - Deputy Attorney General	5/4/2023	5/4/2023	Mala Hearing	N	Y	N	\$ 202.00	State	Y
LNR801	CH	122882	Assistant Administrator	5/9/2023	5/9/2023	Conduct interviews.	N	Y	N	\$ 119.89	State	Y
LNR801	CH	117198	IT Specialist IV - DOBOR	5/12/2023	5/12/2023	Setup/Deploy IT equipment in Kona.	N	Y	N	\$ 234.88	State	Y
LNR801	CH	46757	Administrator	5/15/2023	5/19/2023	Attend WSBA Conference	N	Y	N	\$ 3,351.27	Other	Y
LNR801	CH	122882	Assistant Administrator	5/15/2023	5/19/2023	Attend WSBA Conference	N	Y	N	\$ 2,633.00	Other	Y
LNR801	CH	118867	General Professional V	5/15/2023	5/19/2023	Attend WSBA Conference	N	Y	N	\$ 2,633.00	Other	Y
LNR801	CH	122882	Assistant Administrator	5/24/2023	5/25/2023	Site visits of the Mala oastline, Maui	N	Y	N	\$ 580.19	State	Y
LNR801	CH	118867	General Professional V	5/24/2023	5/25/2023	Site visits of the Mala oastline, Maui	N	Y	N	\$ 657.19	State	Y
LNR801	CH	100147	DLNR Deputy Director	5/24/2023	5/25/2023	Site visits of the Mala oastline, Maui	N	Y	N	\$ 699.19	State	Y
LNR801	CH	122882	Assistant Administrator	5/31/2023	5/31/2023	Interviews in Hawaii for Account Clerk II	N	Y	N	\$ 129.40	State	Y
LNR801	CH	6467	Administrative Officer V	6/1/2023	6/1/2023	Site Visit, Molokai.	N	Y	N	\$ 319.00	State	Y
LNR801	CH	N/A	LTD - Deputy Attorney General	6/7/2023	6/7/2023	Hearing for a consolidation, Maui.	N	Y	N	\$ 197.88	State	Y
LNR801	CH	117198	IT Specialist IV - DOBOR	6/9/2023	6/9/2023	Setup/Deploy IT equipment in Kauai.	N	Y	N	\$ 301.38	State	Y
LNR801	CH	122882	Assistant Administrator	6/27/2023	6/27/2023	Conduct audits and training for Honokohau SBH	N	Y	N	\$ 157.90	State	Y
LNR801	CH	48204	Auditor IV	6/27/2023	6/27/2023	Conduct audits and training for Honokohau SBH	N	Y	N	\$ 234.90	State	Y
LNR801	CH	117198	IT Specialist IV - DOBOR	7/5/2023	7/5/2023	IT assessments, meetings	N	Y	N	\$ 244.40	State	Y
LNR801	CH	122882	Assistant Administrator	7/5/2023	7/5/2023	Conduct meetings and IT Assessment of Honokohau SBH	N	Y	N	\$ 167.40	State	Y
LNR801	CH	11930	Engineer VI	7/8/2023	7/9/2023	Attend Pohoikiki public meeting and site visit	N	Y	N	\$ 283.79	State	Y
LNR801	CH	122882	Assistant Administrator	7/12/2023	7/12/2023	Vessel Impoundment at Wailoa SBH	N	Y	N	\$ 148.39	State	Y
LNR801	CH	43757	Administrator	7/12/2023	7/12/2023	Impoundment of Vessel in Wailoa SBH	N	Y	N	\$ 225.39	State	Y
LNR801	CH	122882	Assistant Administrator	7/13/2023	7/13/2023	Conduct audits and training for Honokohau SBH	N	Y	N	\$ 119.89	State	Y
LNR801	CH	48204	Auditor IV	7/13/2023	7/13/2023	Conduct audits and training for Honokohau SBH	N	Y	N	\$ 196.89	State	Y



Department of Land and Natural Resources  
Work-related travel as of November 30, 2023

Table 23

<u>Prog ID</u>	<u>Sub-Org</u>	<u>Position Number</u>	<u>Job Title</u>	<u>Start Date</u>	<u>End Date</u>	<u>Justification for Travel</u>	<u>Full Agenda Y/N?</u>	<u>Meetings Attended Y/N?</u>	<u>Training Sessions Y/N?</u>	<u>Total Cost of Trip</u>	<u>Cost Paid by State or Other Entity?</u>	<u>Final Report of Travel Y/N?</u>
LNR801	CH	43757	Administrator	7/20/2023	7/20/2023	Impound training in Maui	N	Y	N	\$ 198.89	State	Y
LNR801	CH	N/A	LTD - Deputy Attorney General	7/20/2023	7/20/2023	Continued hereing in the triple-consolidated Mala cases.	N	Y	N	\$ 190.90	State	Y
LNR801	CH	11930	Engineer VI	7/25/2023	7/25/2023	Attend meeting with ACOE on breakwater repair for Maui and Lanai	N	Y	N	\$ 272.00	State	Y
LNR801	CH	43757	Administrator	8/2/2023	8/2/2023	Impound of vesssels training, Maui.	N	Y	N	\$ 198.89	State	Y
LNR801	CH	11930	Engineer VI	8/15/2023	8/15/2023	Assess damage to the Lahaina SBH due to the fires	N	Y	N	\$ 159.90	State	Y
LNR801	CH	43757	Administrator	8/15/2023	8/15/2023	Lahaina SBH Wildfires	N	Y	N	\$ 159.90	State	Y
LNR801	CH	122882	Assistant Administrator	8/15/2023	8/15/2023	Lahaina SBH Fire assessment	N	Y	N	\$ 159.90	State	Y
LNR801	CH	117198	IT Specialist IV - DOBOR	8/16/2023	8/16/2023	Setup/Deploy IT equipment in Kona.	N	Y	N	\$ 260.64	State	Y
LNR801	CH	111077	Engineer III	9/13/2023	9/13/2023	Kukuiula SBH bulkhead fender repairs site assessment, field measurement/investigation.	N	Y	N	\$ 227.37	State	Y
LNR801	CH	122882	Assistant Administrator	9/17/2023	9/23/2023	Attend Yearly NASBLA Conference	N	Y	N	\$ 3,236.00	Other	Y
LNR801	CH	118867	General Professional V	9/17/2023	9/23/2023	Attend Yearly NASBLA Conference	N	Y	N	\$ 3,236.00	Other	Y
LNR801	CH	43757	Administrator	9/17/2023	9/23/2023	Attend Yearly NASBLA Conference	N	Y	N	\$ 1,789.15	Other	Y
LNR801	AA	46758	Accountant IV	9/17/2023	9/23/2023	Attend 2023 Annual NASBLA Conference	Y	Y	Y	\$ 3,236.00	Other	Y
LNR801	CH	050939	Accountant III	10/1/2023	10/6/2023	Attend the WSFR Federal Aid Coordinator's Conference	Y	Y	Y	\$ 2,373.76	State	Y
LNR801	CH	11930	Engineer VI	10/2/2023	10/2/2023	Attend meeting with County of Hawaii and other state agencies regarding Pohoiki, assess Wailoa SBH repairs	N	y	N	\$ 217.89	State	Y
LNR801	CH	118867	General Professional V	10/5/2023	10/5/2023	Unified Command Meeting with USCG - Lahaina fire response	N	Y	N	\$ 188.05	State	Y
LNR801	CH	43757	Administrator	10/5/2023	10/5/2023	Unified Command Meeting with USCG - Lahaina fire response	N	Y	N	\$ 188.05	State	Y
LNR801	CH	122882	Assistant Administrator	10/5/2023	10/5/2023	Unified Command Meeting with USCG - Lahaina fire response	N	Y	N	\$ 142.79	State	Y
LNR801	CH	11930	Engineer VI	10/6/2023	10/6/2023	Pre-Design meeting for Kikiaola SBH new boat ramp, site visits at other Kauai facilities	N	Y	N	\$ 274.54	State	Y
LNR801	CH	43757	Administrator	10/12/2023	10/12/2023	Unified Command Meeting with USCG - Lahaina fire response	N	Y	N	\$ 219.79	State	Y

Department of Land and Natural Resources  
Work-related travel as of November 30, 2023

Table 23

<u>Prog ID</u>	<u>Sub-Org</u>	<u>Position Number</u>	<u>Job Title</u>	<u>Start Date</u>	<u>End Date</u>	<u>Justification for Travel</u>	<u>Full Agenda Y/N?</u>	<u>Meetings Attended Y/N?</u>	<u>Training Sessions Y/N?</u>	<u>Total Cost of Trip</u>	<u>Cost Paid by State or Other Entity?</u>	<u>Final Report of Travel Y/N?</u>
LNR801	CH	122882	Assistant Administrator	10/12/2023	10/12/2023	Unified Command Meeting with USCG - Lahaina fire response	N	Y	N	\$ 142.79	State	Y
LNR801	CH	46643	IT Specialist - DLNR	10/12/2023	10/12/2023	Setup/Deploy IT equipment in Lanai.	N	Y	N	\$ 294.00	State	Y
LNR801	CH	117198	IT Specialist IV - DOBOR	10/12/2023	10/12/2023	Setup/Deploy IT equipment in Lanai	N	Y	N	\$ 294.00	State	Y
LNR801	CH	122882	Assistant Administrator	10/19/2023	10/19/2023	Unified Command Meeting with USCG - Lahaina fire response	N	Y	N	\$ 121.89	State	Y
LNR801	CH	43757	Administrator	10/19/2023	10/19/2023	Unified Command Meeting with USCG - Lahaina fire response	N	Y	N	\$ 198.89	State	Y
LNR801	CH	122882	Assistant Administrator	10/20/2023	10/20/2023	Harbor Audit and YARDI check in Hilo	N	Y	N	\$ 193.13	State	Y
LNR801	CH	48204	Auditor IV	10/20/2023	10/20/2023	Harbor Audit and YARDI check in Hilo	N	Y	N	\$ 270.13	State	Y
LNR801	CH	11930	Engineer VI	10/20/2023	10/21/2023	Attend site meeting with House Finance committee at Pohoiki Ramp, Site visit at Wailoa SBH, Attend County community meeting at Pohoiki.	N	Y	N	\$ 531.64	State	Y
LNR801	CH	122882	Assistant Administrator	10/24/2023	10/24/2023	Maui Interviews	N	Y	N	\$ 142.79	State	Y
LNR801	CH	122882	Assistant Administrator	10/26/2023	10/26/2023	Unified Command Meeting with USCG - Lahaina fire response	N	Y	N	\$ 219.79	State	Y
LNR801	CH	43757	Administrator	10/26/2023	10/26/2023	Unified Command Meeting with USCG - Lahaina fire response	N	Y	N	\$ 219.79	State	Y
LNR801	CH	118867	General Professional V	11/1/2023	11/1/2023	Conduct/Attend Lahaina community meeting	N	Y	N	\$ 142.79	State	Y
LNR801	CH	122882	Assistant Administrator	11/1/2023	11/1/2023	Conduct/Attend Lahaina community meeting	N	Y	N	\$ 142.79	State	Y
LNR801	CH	11930	Engineer VI	11/1/2023	11/1/2023	Conduct/Attend Lahaina community meeting	N	Y	N	\$ 142.79	State	Y
LNR801	CH	43757	Administrator	11/2/2023	11/2/2023	Unified Command Meeting with USCG - Lahaina fire response	N	Y	N	\$ 198.89	State	Y
LNR801	CH	122882	Assistant Administrator	11/2/2023	11/2/2023	Unified Command Meeting with USCG - Lahaina fire response	N	Y	N	\$ 121.89	State	Y
LNR801	CH	122882	Assistant Administrator	11/4/2023	11/4/2023	Community listening sessions in Kauai.	N	Y	N	\$ 167.38	State	Y
LNR801	CH	11930	Engineer VI	11/7/2023	11/7/2023	Lahaina SBH fire damage assessment with insurance representatives	N	Y	N	\$ 142.79	State	Y
LNR801	CH	122882	Assistant Administrator	11/7/2023	11/7/2023	Commercial Permit lottery review and assessment	N	Y	N	\$ 219.79	State	Y
LNR801	CH	118867	General Professional V	11/7/2023	11/7/2023	Commercial Permit lottery review and assessment	N	Y	N	\$ 142.79	State	Y

Department of Land and Natural Resources  
Work-related travel as of November 30, 2023

Table 23

<u>Prog ID</u>	<u>Sub-Org</u>	<u>Position Number</u>	<u>Job Title</u>	<u>Start Date</u>	<u>End Date</u>	<u>Justification for Travel</u>	<u>Full Agenda Y/N?</u>	<u>Meetings Attended Y/N?</u>	<u>Training Sessions Y/N?</u>	<u>Total Cost of Trip</u>	<u>Cost Paid by State or Other Entity?</u>	<u>Final Report of Travel Y/N?</u>
LNR801	CH	11930	Engineer VI	11/13/2023	11/13/2023	Draft EA Community Meeting for North Kawaihae SBH Breakwater Improvements project	N	Y	N	\$ 238.78	State	Y
LNR801	CH	43757	Administrator	11/16/2023	11/16/2023	Unified Command Meeting with USCG - Lahaina fire response	N	Y	N	\$ 210.29	State	Y
LNR801	CH	46643	IT Specialist - DLNR	11/16/2023	11/16/2023	Setup/Deploy IT equipment in Maui	N	Y	N	\$ 180.78	State	Y
LNR801	CH	117198	IT Specialist IV - DOBOR	11/16/2023	11/16/2023	Setup/Deploy IT equipment in Maui	N	Y	N	\$ 257.78	State	Y
LNR801	CH	43757	Administrator	11/17/2023	11/17/2023	Conduct Kahaluu Surf lottery in Hawaii	N	Y	N	\$ 257.78	State	Y
LNR801	CH	122882	Assistant Administrator	11/17/2023	11/17/2023	Conduct Kahaluu Surf lottery in Hawaii	N	Y	N	\$ 180.78	State	Y
LNR801	CH	118867	General Professional V	11/17/2023	11/17/2023	Conduct Kahaluu Surf lottery in Hawaii	N	Y	N	\$ 180.78	State	Y
LNR801	CH	122882	Assistant Administrator	11/30/2023	11/30/2023	Unified Command Meeting with USCG - Lahaina fire response	N	Y	N	\$ 210.29	State	Y
LNR802	HP	43185	Office Assistant IV	2/6/2023	2/10/2023	New hire training with supervisor	N	N	Y	\$ 1,969.87	State	N
LNR802	HP	102287	Cultural Historian	3/21/2023	3/21/2023	Molokai Burial council meeting	Y	Y	N	\$ 362.00	State	N
LNR802	HP	N/A	IT Specialist	5/16/2023	5/16/2023	Installation of internet system	N	N	N	\$ 169.89	State	N
LNR802	HP	102283	System Manager	5/16/2023	5/16/2023	Installation of internet system	N	N	N	\$ 169.89	State	N
LNR802	HP	N/A	Review Board Member	5/18/2023	5/19/2023	Historic Places Review Board Limited and regular meeting	Y	Y	N	\$ 335.99	State	N
LNR802	HP	102393	Archaeologist III	7/13/2023	7/13/2023	HDOT Olowalu bypass project	N	Y	N	\$ 290.69	State	N
LNR802	HP	121283	Librarian/Archivist	7/26/2023	7/26/2023	Maui library training	N	N	Y	\$ 43.60	State	N
LNR802	HP	103085	Administrative Specialist	7/26/2023	7/26/2023	Training with the OA IV	N	N	Y	\$ 43.60	State	N
LNR802	HP	122902	Office Assistant III	7/26/2023	7/26/2023	Train/transfer duties on support of the History & Culture Branch	N	N	Y	\$ 251.00	State	N
LNR802	HP	12975	History & Culture Branch Chief	9/19/2023	9/19/2023	Train new employee	N	N	Y	\$ 234.00	State	N
LNR802	HP	12975	History & Culture Branch Chief	9/20/2023	9/20/2023	Train new employee	N	N	Y	\$ 227.69	State	N
LNR802	HP	100380	Architecture Branch Chief	9/26/2023	9/26/2023	Lahiana site visits/fire	N	N	N	\$ 155.90	State	N
LNR802	HP	102393	Archaeologist III	9/26/2023	9/26/2023	Lahiana site visits/fire	N	N	N	\$ 319.60	State	N
LNR802	HP	102282	Administrator	9/26/2023	9/26/2023	Lahiana site visits/fire	N	N	N	\$ 155.90	State	N
LNR802	HP	121172	Burial Sites Specialist	9/30/2023	9/30/2023	Molokai Community meeting	Y	Y	N	\$ 254.00	State	N
LNR802	HP	100380	Architecture Branch Chief	10/19/2023	10/19/2023	Lahaina recovery meeting	Y	Y	N	\$ 138.79	State	N
LNR802	HP	102282	Administrator	10/19/2023	10/19/2023	Lahaina recovery meeting	Y	Y	N	\$ 138.79	State	N
LNR802	HP	102393	Archaeologist III	10/19/2023	10/19/2023	Lahaina recovery meeting	Y	Y	N	\$ 306.20	State	N
LNR802	HP	102282	Administrator	11/3/2023	11/4/2023	Kauai Community listening sessions and Kauai staff meeting	Y	Y	N	\$ 366.88	State	N
LNR802	HP	12975	History & Culture Branch Chief	11/14/2023	11/14/2023	Train new employee	N	N	Y	\$ 42.00	State	N

Department of Land and Natural Resources  
Work-related travel as of November 30, 2023

Table 23

<u>Prog ID</u>	<u>Sub-Org</u>	<u>Position Number</u>	<u>Job Title</u>	<u>Start Date</u>	<u>End Date</u>	<u>Justification for Travel</u>	<u>Full Agenda Y/N?</u>	<u>Meetings Attended Y/N?</u>	<u>Training Sessions Y/N?</u>	<u>Total Cost of Trip</u>	<u>Cost Paid by State or Other Entity?</u>	<u>Final Report of Travel Y/N?</u>
LNR804	DA	10944	FWT IV	1/4/2023	1/6/2023	TA into vacant position #12044, FWT V Molokai	Y	N	N	\$ 849.80	State	N
LNR804	DA	10944	FWT IV	1/11/2023	1/13/2023	TA into vacant position #12044, FWT V Molokai	Y	N	N	\$ 849.80	State	N
LNR804	DA	47599	NAH Program Manager	1/13/2023	1/13/2023	Participate in the Legislative briefing and site visits	N	y	N	\$ 283.09	State	N
LNR804	DA	47599	NAH Program Manager	1/24/2023	1/25/2023	DLNR sponsored Legislative Briefing and meet DOFAW staff	Y	y	N	\$ 296.34	State	N
LNR804	DA	9131	FWT IV	1/25/2023	1/27/2023	TA into vacant position #12044, FWT V Molokai	Y	N	N	\$ 827.30	State	N
LNR804	DA	122042	WILDLIFE BIOLOGIST IV	2/1/2023	2/2/2023	WILDLIFE GAME RULES MEETING	N	Y	N	\$ 254.01	State	N
LNR804	DA	46947	FWT IV	2/1/2023	2/3/2023	TA into vacant position #12044, FWT V Molokai	Y	N	N	\$ 893.82	State	N
LNR804	DA	10945	Wildlife Manager	2/1/2023	2/2/2023	Wildlife Core Group Meeting	Y	Y	N	\$ 329.78	State	N
LNR804	DA	42108	Wildlife Biologist IV	2/1/2023	2/2/2023	Wildlife Core Group Meeting	Y	Y	N	\$ 329.78	State	N
LNR804	DA	12604	Wildlife Biologist V	2/1/2023	2/1/2023	Attend Wildlife Meeting For Rule Changes	N	Y	N	\$ 378.51	State	N
LNR804	DA	10947	Wildlife Biologist IV	2/1/2023	2/2/2023	Attending Wildlife Meeting for Rule Changes	N	Y	N	\$ 524.35	State	N
LNR804	DA	8723	Wildlife Biologist V	2/1/2023	2/2/2023	Attend Game Rules Update Meeting	N	Y	N	\$ 625.60	State	N
LNR804	DA	47599	NAH Program Manager	2/2/2023	2/2/2023	Site visit with program manager and staff	Y	N	N	\$ 160.72	State	N
LNR804	DA	46404	Abstractor	2/2/2023	2/2/2023	Site visit with program manager and staff	Y	N	N	\$ 88.41	State	N
LNR804	DA	46947	FWT IV	2/8/2023	2/10/2023	TA into vacant position #12044, FWT V Molokai	Y	N	N	\$ 1,208.82	State	N
LNR804	DA	9131	FWT IV	2/22/2023	2/24/2023	TA into vacant position #12044, FWT V Molokai	Y	N	N	\$ 1,769.22	State	N
LNR804	DA	118263	Office Asst.	2/27/2023	2/27/2023	Staff Meeting	Y	Y	N	\$ 70.00	State	N
LNR804	DA	42108	Wildlife Biologist	2/27/2023	2/27/2023	Staff Meeting	Y	Y	N	\$ 70.00	State	N
LNR804	DA	10945	Wildlife Manager	2/27/2023	2/27/2023	Staff Meeting	Y	Y	N	\$ 70.00	State	N
LNR804	DA	10944	FWT IV	3/5/2023	3/10/2023	Game Mammal Surveys/Radio Collar	Y	N	N	\$ 450.00	State	N
LNR804	DA	27072	Game Coordinator	3/5/2023	3/9/2023	West Hawaii goat collaring project	Y	N	N	\$ 659.01	State	N
LNR804	DA	10945	Wildlife Manager	3/6/2023	3/10/2023	Game Mammal Surveys/Radio Collar	Y	N	N	\$ 450.00	State	N
LNR804	DA	120324	FWT IV	3/6/2023	3/10/2023	Game Mammal Surveys/Radio Collar	Y	N	N	\$ 450.00	State	N

Department of Land and Natural Resources  
Work-related travel as of November 30, 2023

Table 23

<u>Prog ID</u>	<u>Sub-Org</u>	<u>Position Number</u>	<u>Job Title</u>	<u>Start Date</u>	<u>End Date</u>	<u>Justification for Travel</u>	<u>Full Agenda Y/N?</u>	<u>Meetings Attended Y/N?</u>	<u>Training Sessions Y/N?</u>	<u>Total Cost of Trip</u>	<u>Cost Paid by State or Other Entity?</u>	<u>Final Report of Travel Y/N?</u>
LNR804	DA	46947	FWT IV	3/8/2023	3/10/2023	TA into vacant position #12044, FWT V Molokai	Y	N	N	\$ 1,301.09	State	N
LNR804	DA	122045	FWT IV	3/15/2023	3/17/2023	TA into vacant position #12044, FWT V Molokai	Y	N	N	\$ 719.92	State	N
LNR804	DA	9131	FWT IV	3/22/2023	3/24/2023	TA into vacant position #12044, FWT V Molokai	Y	N	N	\$ 1,188.92	State	N
LNR804	DA	9131	FWT IV	3/29/2023	3/31/2023	TA into vacant position #12044, FWT V Molokai	Y	N	N	\$ 1,127.30	State	N
LNR804	DA	46947	FWT IV	4/4/2023	4/6/2023	TA into vacant position #12044, FWT V Molokai	Y	N	N	\$ 1,142.30	State	N
LNR804	DA	122045	FWT IV	4/12/2023	4/14/2023	TA into vacant position #12044, FWT V Molokai	Y	N	N	\$ 1,194.80	State	N
LNR804	DA	47599	Na Ala Hele Program Mgr	4/14/2023	4/23/2023	Attend the American Trails 2023 Internation Trails Summit	N	N	Y	\$ 3,372.08	State	N
LNR804	DA	45007	Trails & Access Specialist V	4/15/2023	4/22/2023	American Trails 2023 International Trails Summit Conference and Technical Training Workshop	Y	Y	N	\$ 3,374.25	State	N
LNR804	DA	52396	Trails & Access Specialist IV	4/15/2023	4/21/2023	2023 International Trails Summit	Y	Y	Y	\$ 3,565.85	State	N
LNR804	DA	27038	Forestry and Wildlife Worker II	4/15/2023	4/21/2023	2024 International Trails Summit	Y	Y	Y	\$ 3,565.85	State	N
LNR804	DA	47597	T&A Specialist V	4/15/2023	4/23/2023	International Trails Summit	Y	Y	Y	\$ 3,771.40	State	N
LNR804	DA	5274	Forestry & Wildlife Manager	4/16/2023	4/21/2023	American Trails "2023 International Trails Symposium & Training Institue & the Sustainable Trails Conference	Y	Y	Y	\$ 2,845.53	State	N
LNR804	DA	118405	Equipment Operator II	4/16/2023	4/26/2023	American Trails "2023 International Trails Symposium & Training Institue & the Sustainable Trails Conference with Tech Training Workshops	Y	Y	Y	\$ 4,170.68	State	N
LNR804	DA	122272	F & W Worker III	4/16/2023	4/21/2023	American Trails "2023 International Trails Symposium & Training Institue & the Sustainable Trails Conference	Y	Y	Y	\$ 2,945.53	State	N
LNR804	DA	46404	Abstractor	4/16/2023	4/23/2023	Attend the American Trails 2023 Internation Trails Summit	N	N	Y	\$ 2,755.10	State	N
LNR804	DA	2882	Administrator	4/17/2023	4/21/2023	Attend the American Trails 2023 Internation Trails Summit	N	N	Y	\$ 1,345.14	State	N
LNR804	DA	42244	Wildlife Biologist IV	4/25/2023	4/26/2023	Recreational Off-Highway Vehicle Association	Y	Y	Y	\$ 219.30	State	N

Department of Land and Natural Resources  
Work-related travel as of November 30, 2023

Table 23

<u>Prog ID</u>	<u>Sub-Org</u>	<u>Position Number</u>	<u>Job Title</u>	<u>Start Date</u>	<u>End Date</u>	<u>Justification for Travel</u>	<u>Full Agenda Y/N?</u>	<u>Meetings Attended Y/N?</u>	<u>Training Sessions Y/N?</u>	<u>Total Cost of Trip</u>	<u>Cost Paid by State or Other Entity?</u>	<u>Final Report of Travel Y/N?</u>
LNR804	DA	120729	F&W Tech IV	4/25/2023	4/26/2023	Recreational Off-Highway Vehicle Association	Y	Y	Y	\$ 507.39	State	N
LNR804	DA	122042	Wildlife Biologist IV	4/25/2023	4/26/2023	Recreational Off-Highway Vehicle Association	Y	Y	Y	\$ 584.59	State	N
LNR804	DA	120730	F&W Tech IV	4/25/2023	4/26/2023	Recreational Off-Highway Vehicle Association	Y	Y	Y	\$ 507.39	State	N
LNR804	DA	46404	Abstractor	4/27/2023	4/28/2023	Field inspection and community meeting and research at Circuit Court in Kona	Y	Y	N	\$ 228.01	State	N
LNR804	DA	46947	FWT IV	5/3/2023	5/5/2023	TA into vacant position #12044, FWT V Molokai	Y	N	N	\$ 1,142.30	State	N
LNR804	DA	2882	Administrator	5/5/2023	5/5/2023	Inspection of state land lease of Coco Palms/Wailua Nui with Chairperson and OCCL	N	Y	N	\$ 102.60	State	N
LNR804	DA	9131	FWT IV	5/10/2023	5/12/2023	TA into vacant position #12044, FWT V Molokai	Y	N	N	\$ 1,152.68	State	N
LNR804	DA	8723	Wildlife Biologist V	5/16/2023	5/16/2023	Attending PR Non-Game Core Group Meeting	N	Y	N	\$ 199.20	State	N
LNR804	DA	47599	Na Ala Hele Program Mgr	5/24/2023	5/24/2023	Briefing Chairperson on the NAH Program and meet w/staff	N	Y	N	\$ 172.81	State	N
LNR804	DA	47599	Na Ala Hele Program Mgr	5/30/2023	6/1/2023	Meeting w/Maui staff and site visit on Lanai & Maui	Y	Y	N	\$ 921.21	State	N
LNR804	DA	12604	Wildlife Biologist V	6/3/2023	6/9/2023	Assist with Fawn, Deer and Calf Elk Collaring Projects	N	N	N	\$ 2,027.97	State	N
LNR804	DA	121490	Forestry & Wildlife Technician IV	6/3/2023	6/9/2023	Assist with Fawn, Deer and Calf Elk Collaring Projects	N	N	N	\$ 1,882.27	State	N
LNR804	DA	8723	Wildlife Biologist V	6/3/2023	6/9/2023	Assist with Fawn, Deer and Calf Elk Collaring Projects	N	N	N	\$ 2,603.79	State	N
LNR804	DA	42244	Wildlife Biologist IV	6/3/2023	6/9/2023	Utah Division of Wildlife Resources and BYU	Y	Y	Y	\$ 1,813.07	State	N
LNR804	DA	122007	Wildlife Biologist	6/3/2023	6/9/2023	To be trained by BYU and Utah Div of Wildlife Resources on locating newly born fawn deer and calf elk. Learn the use of Vaginal Implant Transmitters and expandable GPS collars for neonates.	Y	N	N	\$ 1,970.72	State	N

Department of Land and Natural Resources  
Work-related travel as of November 30, 2023

Table 23

<u>Prog ID</u>	<u>Sub-Org</u>	<u>Position Number</u>	<u>Job Title</u>	<u>Start Date</u>	<u>End Date</u>	<u>Justification for Travel</u>	<u>Full Agenda Y/N?</u>	<u>Meetings Attended Y/N?</u>	<u>Training Sessions Y/N?</u>	<u>Total Cost of Trip</u>	<u>Cost Paid by State or Other Entity?</u>	<u>Final Report of Travel Y/N?</u>
LNR804	DA	27072	Game Coordinator	6/3/2023	6/9/2023	To be trained by BYU and Utah Div of Wildlife Resources on locating newly born fawn deer and calf elk. Learn the use of Vaginal Implant Transmitters and expandable GPS collars for neonates.	Y	N	N	\$ 1,737.95	State	N
LNR804	DA	10945	Wildlife Manager	6/4/2023	6/8/2023	Radio Collar project in UTAH	Y	Y	Y	\$ 1,884.62	State	N
LNR804	DA	42108	Wildlife Biologist IV	6/4/2023	6/8/2023	Radio Collar project in UTAH	Y	Y	Y	\$ 1,666.33	State	N
LNR804	DA	47599	Na Ala Hele Program Mgr	6/8/2023	6/8/2023	Meet , greet, and vet candidates for Policy support Specialist contract position	N	Y	N	\$ 185.30	State	N
LNR804	DA	8723	Wildlife Biologist V	6/26/2023	6/29/2023	Attend Game Core Group Rules Change Meeting and Hawaii Conservation Conference	N	Y	N	\$ 1,196.75	State	N
LNR804	DA	42244	Wildlife Biologist IV	6/26/2023	6/26/2023	Wildlife 2nd Game Rules Revision	N	Y	N	\$ 212.90	State	N
LNR804	DA	122042	Wildlife Biologist IV	6/26/2023	6/26/2023	Wildlife 2nd Game Rules Revision	N	Y	N	\$ 212.90	State	N
LNR804	DA	42108	Wildlife Biologist	6/26/2023	6/26/2023	Wildlife Core Group Meeting	Y	Y	N	\$ 165.39	State	N
LNR804	DA	10945	Wildlife Manager	6/26/2023	6/26/2023	Wildlife Core Group Meeting	Y	Y	N	\$ 88.39	State	N
LNR804	DA	47599	Na Ala Hele Program Manager	6/26/2023	6/29/2023	Attend the 2023 HCC and meet w/Admin staff	N	Y	N	\$ 922.06	State	N
LNR804	DA	27038	Forester III	6/27/2023	6/29/2023	Hawaii Conservation Conference	Y	Y	Y	\$ 1,038.32	State	N
LNR804	DA	120328	F&W TECH IV	6/27/2023	6/29/2023	Hawaii Conservation Conference	Y	Y	N	\$ 850.99	State	N
LNR804	DA	122045	FWT IV	6/27/2023	6/29/2023	2023 Hawaii Conservation Conference	Y	Y	N	\$ 1,152.54	State	N
LNR804	DA	46947	FWT IV	6/27/2023	6/29/2023	2023 Hawaii Conservation Conference	Y	Y	N	\$ 806.64	State	N
LNR804	DA	42108	Wildlife Biologist	7/10/2023	7/10/2023	Radio Collar Axis Deer	Y	N	N	\$ 70.00	State	N
LNR804	DA	10945	Wildlife Manager	7/10/2023	7/10/2023	Radio Collar Axis Deer	Y	N	N	\$ 70.00	State	N
LNR804	DA	122005	Wildlife Biologist	7/10/2023	7/10/2023	Radio Collar Axis Deer	Y	N	N	\$ 70.00	State	N
LNR804	DA	47599	Na Ala Hele Program Manager	7/19/2023	7/21/2023	Site visit w/branch staff on multiple trailheads and forest reserves	Y	N	N	\$ 501.78	State	N
LNR804	DA	8723	Wildlife Biologist V	8/3/2023	8/3/2023	Attending Bird Order Logistics Meeting	N	Y	N	\$ 135.90	State	N
LNR804	DA	47599	Na Ala Hele Program Manager	8/7/2023	8/8/2023	Meeting w/Oahu branch staff and host in-person NAH Program Core Group Meeting	N	Y	N	\$ 227.54	State	N
LNR804	DA	45007	Trails & Access Specialist V	8/8/2023	8/8/2023	Attending Leadership and Program Core Group Meeting	N	Y	N	\$ 145.31	State	N
LNR804	DA	11632	Forestry Management Supervisor	8/8/2023	8/8/2023	Attending HFCA Board Meeting	N	Y	N	\$ 112.14	State	N

Department of Land and Natural Resources  
Work-related travel as of November 30, 2023

Table 23

<u>Prog ID</u>	<u>Sub-Org</u>	<u>Position Number</u>	<u>Job Title</u>	<u>Start Date</u>	<u>End Date</u>	<u>Justification for Travel</u>	<u>Full Agenda Y/N?</u>	<u>Meetings Attended Y/N?</u>	<u>Training Sessions Y/N?</u>	<u>Total Cost of Trip</u>	<u>Cost Paid by State or Other Entity?</u>	<u>Final Report of Travel Y/N?</u>
LNR804	DA	52396	Trails & Access Specialist IV	8/8/2023	8/8/2023	Na Ala Hele Core Group	Y	Y	N	\$ 88.39	State	N
LNR804	DA	47597	NAH Program Manager	8/8/2023	8/8/2023	NAH Core Group Meeting	Y	Y	N	\$ 97.89	State	N
LNR804	DA	10945	Wildlife Manager	9/11/2023	9/13/2023	Game Mammal Surveys	Y	N	N	\$ 467.10	State	N
LNR804	DA	42108	Wildlife Biologist IV	9/11/2023	9/13/2023	Game Mammal Surveys	Y	N	N	\$ 1,271.94	State	N
LNR804	DA	47599	Na Ala Hele Program Manager	9/11/2023	9/14/2023	Meeting w/Oahu branch staff and Admin staff, HR and site visit	Y	Y	N	\$ 483.61	State	N
LNR804	DA	27072	Game Coordinator	9/11/2023	9/11/2023	Meet with ranch manager on Mauna Kea fencing	N	Y	N	\$ 236.64	State	N
LNR804	DA	9131	Wildlife Tech IV	9/14/2023	9/14/2023	Assist Justin in conducting WCP inspections	Y	Y	N	\$ 243.20	State	N
LNR804	DA	27072	Game Coordinator	9/14/2023	9/14/2023	Attend Goat Task Force Meeting	N	Y	N	\$ 135.88	State	N
LNR804	DA	47599	Na Ala Hele Program Manager	9/21/2023	9/22/2023	Attend Kauai NAH Advisory Council meeting, meet w/Kauai staff, meeting w/Rep. Luke Evslin, and site visit	Y	Y	N	\$ 414.53	State	N
LNR804	DA	10945	Wildlife Manager	9/26/2023	9/26/2023	Meeting w/J. Luafalemana on new position	Y	Y	N	\$ 243.20	State	N
LNR804	DA	42108	Wildlife Biologist	9/26/2023	9/26/2023	Meeting w/J. Luafalemana on new position	Y	Y	N	\$ 243.20	State	N
LNR804	DA	122042	WILDLIFE BIOLOGIST IV	9/27/2023	8/27/2023	3rd Game Rules Revision	N	Y	N	\$ 198.64	State	N
LNR804	DA	10945	Wildlife Manager	9/27/2023	9/27/2023	Game Meeting	Y	Y	N	\$ 88.39	State	N
LNR804	DA	10945	Wildlife Biologist	9/27/2023	9/27/2023	Game Meeting	Y	Y	N	\$ 165.39	State	N
LNR804	DA	110303	Accountant IV	10/1/2023	10/6/2023	Attend WSFR Federal Aid Coordinator's Conference	Y	Y	Y	\$ 2,373.76	State	Y
LNR804	DA	27073	Wildlife Biologist	10/1/2023	10/5/2023	Attend the Wildlife and Sport Fish Restoration Conference	N	N	Y	\$ 1,337.63	State	N
LNR804	DA	27072	Game Coordinator	10/1/2023	10/5/2023	Attend the Wildlife and Sport Fish Restoration Conference	N	N	Y	\$ 2,078.88	State	N
LNR804	DA	120324	FWT IV	10/3/2023	10/5/2023	Game Bird survey on big island	y	N	N	\$ 684.14	State	N
LNR804	DA	46947	FWT IV	10/3/2023	10/5/2023	Game Bird Survey on Big Island	Y	N	N	\$ 450.14	State	N
LNR804	DA	10945	Wildlife Manager	10/12/2023	10/13/2023	Game Bird Survey and Annual Meeting	Y	Y	N	\$ 288.67	State	N
LNR804	DA	N/A	Non Employee	10/12/2023	10/13/2023	Game Bird Survey and Annual Meeting	Y	Y	N	\$ 707.30	State	N
LNR804	DA	42108	Wildlife Biologist IV	10/12/2023	10/13/2023	Game Bird Survey and Annual Meeting	Y	Y	N	\$ 756.45	State	N
LNR804	DA	47599	Na Ala Hele Program Manager	10/18/2023	10/18/2023	Attend Maui NAH Advisory Council meeting and meet w/Maui staff	N	Y	N	\$ 211.20	State	N
LNR804	DA	27072	Game Coordinator	10/23/2023	10/23/2023	Mauna Kea Fence Phase 3 final walk through	Y	N	N	\$ 229.90	State	N



Department of Land and Natural Resources  
Work-related travel as of November 30, 2023

Table 23

<u>Prog ID</u>	<u>Sub-Org</u>	<u>Position Number</u>	<u>Job Title</u>	<u>Start Date</u>	<u>End Date</u>	<u>Justification for Travel</u>	<u>Full Agenda Y/N?</u>	<u>Meetings Attended Y/N?</u>	<u>Training Sessions Y/N?</u>	<u>Total Cost of Trip</u>	<u>Cost Paid by State or Other Entity?</u>	<u>Final Report of Travel Y/N?</u>
LNR804	DA	47599	Na Ala Hele Program Manager	10/25/2023	10/27/2023	Site visit to Kalepa FR, Waimea Canyon, and other locations w/Kauai branch staff as well as meeting w/ landowners and members of the legislature	Y	Y	N	\$ 489.08	State	N
LNR804	DA	N/A	Policy Research Specialist	10/25/2023	10/25/2023	Kalepa Forest Reserve site visit to assess existing recreational infrastructure as well as access issue	Y	N	N	\$ 118.79	State	N
LNR804	DA	47597	NAH Program Manager	11/16/2023	11/16/2023	Trail Capacity Study Decision Analysis Workshop	Y	N	N	\$ 109.29	State	N
LNR804	DA	110125	F&W Tech	11/16/2023	11/16/2023	Trail Capacity Study Decision Analysis Workshop	Y	N	N	\$ 109.29	State	N
LNR806	FA	8262	Parks District Superintendent II	1/11/2023	1/11/2023	Meeting with State Parks Administrator and District Superintendents	N	Y	N	\$ 87.81	State	Y
LNR806	FA	13002	Parks District Superintendent II	1/11/2023	1/11/2023	Meeting with State Parks Administrator and District Superintendents	N	Y	N	\$ 102.81	State	Y
LNR806	FA	13045	Parks District Superintendent II	1/11/2023	1/11/2023	Mtg. for Dist. Sup. w/Program Mgr	Y	Y	N	\$ 67.81	State	Y
LNR806	FA	120998	Planner V	1/23/2023	1/23/2023	Hapuna, Hawaii - meeting wiith consultants to discuss Scope of Work for the waterlines	N	Y	N	\$ 67.81	State	Y
LNR806	FA	50393	Park Interpretive Program Supervisor	1/24/2023	1/24/2023	Meeting with Rep. Onishi about Wailoa River SP projects	N	Y	N	\$ 182.91	State	Y
LNR806	FA	120998	Planner V	1/24/2023	1/24/2023	Hilo, Hawaii - Site visit to see various parks (Wailoa River SP, Wailoa Center, Hilo Bayfront Trails, Kalopā)	N	N	N	\$ 68.41	State	Y
LNR806	FA	21646	State Parks Assistant Administrator	1/26/2023	1/27/2023	Attend a targeted outreach meeting plus evening open house for Polihale SP Master Planning: Meet with potential lessee for Wailua Marina Restaurant, Wailua River SP	N	Y	N	\$ 487.13	State	Y
LNR806	FA	120998	Planner V	1/26/2023	1/26/2023	Kauai - community outreach/meeting for Polihale SP master planning	Y	Y	N	\$ 71.21	State	Y

Department of Land and Natural Resources  
Work-related travel as of November 30, 2023

Table 23

<u>Prog ID</u>	<u>Sub-Org</u>	<u>Position Number</u>	<u>Job Title</u>	<u>Start Date</u>	<u>End Date</u>	<u>Justification for Travel</u>	<u>Full Agenda Y/N?</u>	<u>Meetings Attended Y/N?</u>	<u>Training Sessions Y/N?</u>	<u>Total Cost of Trip</u>	<u>Cost Paid by State or Other Entity?</u>	<u>Final Report of Travel Y/N?</u>
LNR806	FA	118919	Property Manager IV	1/27/2023	1/27/2023	Site visit to Wailua River Marina - restaurant, meet w/ canoe club, Smith's , and parking vendor	Y	Y	N	\$ 163.00	State	Y
LNR806	FA	122850	Property Manager IV	1/27/2023	1/27/2023	Site visit to Wailua River Marina - restaurant, meet w/ canoe club, Smith's , and parking vendor	Y	Y	N	\$ 163.00	State	Y
LNR806	FA	21646	State Parks Assistant Administrator	1/28/2023	1/28/2023	Attend a weekend public outreach meeting/open house for Polihale SP Master Planning	N	Y	N	\$ 129.40	State	Y
LNR806	FA	120998	Planner V	1/28/2023	1/28/2023	Kauai - community outreach/meeting for Polihale SP master planning	Y	Y	N	\$ 87.40	State	Y
LNR806	FA	8262	Parks District Superintendent II	2/8/2023	2/9/2023	Pacific Water Conference 2023 at the Hawaii Convention Center	N	Y	N	\$ 835.15	State	Y
LNR806	FA	8702	Park Maintenance Supervisor II	2/8/2023	2/9/2023	Pacific Water Conference 2023 at the Hawaii Convention Center	N	Y	N	\$ 835.15	State	Y
LNR806	FA	14935	Construction and Maintenance Worker I	2/8/2023	2/9/2023	Pacific Water Conference 2023 at the Hawaii Convention Center	N	Y	N	\$ 880.16	State	Y
LNR806	FA	503393	DLNR Network Analyst	2/21/2023	2/21/2023	To visit various State Parks locations to perform computer related work.	N	N	N	\$ 268.55	State	Y
LNR806	FA	13002	Parks District Superintendent II	2/22/2023	2/2/2023	Meeting with Larry Pacheco, Maui District Superintendent	N	Y	N	\$ 210.52	State	Y
LNR806	FA	50393	Park Interpretive Program Supervisor	2/24/2023	2/24/2023	Community planning for Paulaula signs	N	Y	N	\$ 135.01	State	Y
LNR806	FA	503393	DLNR Network Analyst	2/24/2023	2/24/2023	To visit various State Parks locations to perform computer related work.	N	N	N	\$ 325.70	State	Y
LNR806	FA	N/A	Consultant	2/24/2023	2/24/2023	Community planning for Paulaula signs	N	Y	N	\$ 200.80	State	Y
LNR806	FA	503393	DLNR Network Analyst	2/28/2023	2/28/2023	To visit various State Parks locations to perform computer related work.	N	N	N	\$ 129.41	State	Y
LNR806	FA	21646	State Parks Assistant Administrator	3/2/2023	3/2/2023	Attend a public outreach meeting/open house for Polihale SP Master Planning	N	Y	N	\$ 172.16	State	Y
LNR806	FA	120998	Planner V	3/2/2023	3/2/2023	Kauai - community outreach/meeting for Polihale SP master planning	Y	Y	N	\$ 130.18	State	Y

Department of Land and Natural Resources  
Work-related travel as of November 30, 2023

Table 23

<u>Prog ID</u>	<u>Sub-Org</u>	<u>Position Number</u>	<u>Job Title</u>	<u>Start Date</u>	<u>End Date</u>	<u>Justification for Travel</u>	<u>Full Agenda Y/N?</u>	<u>Meetings Attended Y/N?</u>	<u>Training Sessions Y/N?</u>	<u>Total Cost of Trip</u>	<u>Cost Paid by State or Other Entity?</u>	<u>Final Report of Travel Y/N?</u>
LNR806	FA	503393	DLNR Network Analyst	3/3/2023	3/3/2023	To visit various State Parks locations to perform computer related work.	N	N	N	\$ 234.91	State	Y
LNR806	FA	12258	Parks Program Manager	3/7/2023	3/7/2023	Site inspection of Palaau SP and meet with staff	N	N	N	\$ 258.02	State	Y
LNR806	FA	13045	Parks District Superintendent II	3/7/2023	3/7/2023	Site inspection of Palaau State Park	Y	Y	N	\$ 226.79	State	Y
LNR806	FA	50393	Park Interpretive Program Supervisor	3/9/2023	3/9/2023	Develop Interpretive Plan for Kiholo with community	N	Y	N	\$ 123.21	State	Y
LNR806	FA	503393	DLNR Network Analyst	3/10/2023	3/10/2023	To visit various State Parks locations to perform computer related work.	N	N	N	\$ 268.16	State	Y
LNR806	FA	50393	Park Interpretive Program Supervisor	3/31/2023	3/31/2023	CIP site visits for \$6E at Waimea Canyon	N	N	N	\$ 214.55	State	Y
LNR806	FA	120998	Planner V	4/5/2023	4/5/2023	Hulihe'e Palace, Hawaii - meeting with consultants to discuss Scope of Work for palace repairs	N	Y	N	\$ 77.92	State	Y
LNR806	FA	117702	Principal Archaeologist	4/10/2023	4/10/2023	Inspect Project for Historic Preservation Compliance	N	N	N	\$ 138.90	State	Y
LNR806	FA	120998	Planner V	4/10/2023	4/10/2023	Iao Valley SM, Maui - Site visit with consultants to go over construction	N	Y	N	\$ 77.92	State	Y
LNR806	FA	120998	Planner V	4/18/2023	4/18/2023	Waimea Canyon, Kauai - Site visit with consultants to finish up designs for lookout mitigation	N	Y	N	\$ 172.55	State	Y
LNR806	FA	50393	Park Interpretive Program Supervisor	4/25/2023	4/25/2023	Site visits to Kona Parks with new staff	N	N	N	\$ 215.90	State	Y
LNR806	FA	101172	General Professional IV	4/25/2023	4/25/2023	Site visits to Kona Parks as new staff	N	N	N	\$ 138.90	State	Y
LNR806	FA	21646	State Parks Assistant Administrator	5/1/2023	5/1/2023	Participate in media activities and monitor/assist with new reservation entry at Iao Valley SM, opening day. Conduct archaeological inspection related to reported unauthorized improvements. Meet with vendor to discuss current and future operations at Makena SP	N	Y	N	\$ 129.40	State	Y
LNR806	FA	118919	Property Manager IV	5/1/2023	5/1/2023	Site visit to Iao Valley SM and Makena SP	Y	Y	N	\$ 142.00	State	Y
LNR806	FA	122850	Property Manager IV	5/1/2023	5/1/2023	Site visit to Iao Valley SM and Makena SP	Y	Y	N	\$ 142.00	State	Y

Department of Land and Natural Resources  
Work-related travel as of November 30, 2023

Table 23

<u>Prog ID</u>	<u>Sub-Org</u>	<u>Position Number</u>	<u>Job Title</u>	<u>Start Date</u>	<u>End Date</u>	<u>Justification for Travel</u>	<u>Full Agenda Y/N?</u>	<u>Meetings Attended Y/N?</u>	<u>Training Sessions Y/N?</u>	<u>Total Cost of Trip</u>	<u>Cost Paid by State or Other Entity?</u>	<u>Final Report of Travel Y/N?</u>
LNR806	FA	101172	General Professional IV	5/2/2023	5/4/2023	Archaeological fieldwork, Napali Coast, Kauai	N	N	N	\$ 218.49	State	Y
LNR806	FA	21646	State Parks Assistant Administrator	5/3/2023	5/4/2023	Conduct reconnaissance survey/approval of proposed artificial nesting locations at Nu'alolo Kai, Napali Coast SWP in conjunction with seabird attraction project. Meet onsite with Na Pali Coast Ohana to discuss history, archaeological site management and proposed restoration initiatives	N	N	N	\$ 186.49	State	Y
LNR806	FA	21761	Administrative Services Assistant	5/4/2023	5/4/2023	Assist the Kauai District Secretary with Petty Cash, Inventory, FY24 Budget pre and other Kauai Admin Office duties and responsibilities	N	N	N	\$ 172.14	State	Y
LNR806	FA	22406	Secretary III	5/4/2023	5/4/2023	Assist the Kauai District Secretary with Petty Cash, Inventory, FY24 Budget pre and other Kauai Admin Office duties and responsibilities	N	N	N	\$ 172.14	State	Y
LNR806	FA	12258	Parks Program Manager	5/6/2023	5/6/2023	Meet with Hawaii District Superintendent and East and West Supervisors. On site meeting at Hapuna Beach SRA to discuss waterlines.	N	Y	N	\$ 129.40	State	Y
LNR806	FA	21761	Administrative Services Assistant	5/18/2023	5/18/2023	Assist the Hawaii District Secretary with Petty Cash, Inventory and FY24 Budget prep	N	N	N	\$ 143.64	State	Y
LNR806	FA	22406	Secretary III	5/18/2023	5/18/2023	Assist the Hawaii District Secretary with Petty Cash, Inventory and FY24 Budget prep	N	N	N	\$ 143.64	State	Y
LNR806	FA	120998	Planner V	6/1/2023	6/1/2023	Hapuna, Hawaii - site visit with consultants on waterline project	N	Y	N	\$ 87.40	State	Y

Department of Land and Natural Resources  
Work-related travel as of November 30, 2023

Table 23

<u>Prog ID</u>	<u>Sub-Org</u>	<u>Position Number</u>	<u>Job Title</u>	<u>Start Date</u>	<u>End Date</u>	<u>Justification for Travel</u>	<u>Full Agenda Y/N?</u>	<u>Meetings Attended Y/N?</u>	<u>Training Sessions Y/N?</u>	<u>Total Cost of Trip</u>	<u>Cost Paid by State or Other Entity?</u>	<u>Final Report of Travel Y/N?</u>
LNR806	FA	16866	Planner V	6/2/2023	6/4/2023	Site visit to Keolonahihi State Historical Park with State Parks planners and archaeologists to develop scope of work for CIP funds and assess current site condition; site visit to Mahai'ula, Kekaha Kai State Park to assess the condition of the historic structures. (Kaelemakule and Magoon houses) and plan for their restoration with available CIP funding.	N	Y	N	\$ 160.49	State	N
LNR806	FA	50393	Park Interpretive Program Supervisor	6/2/2023	6/2/2023	CIP site visits for \$6E at Keolonahihi & Kekaha Kai	N	N	N	\$ 157.88	State	Y
LNR806	FA	101172	General Professional IV	6/2/2023	6/2/2023	CIP site visits for \$6E at Keolonahihi & Kekaha Kai	N	N	N	\$ 167.39	State	Y
LNR806	FA	120998	Planner V	6/2/2023	6/2/2023	Keolonahihi, Kauai - site visit for future CIP project	N	N	N	\$ 115.88	State	Y
LNR806	FA	50393	Park Interpretive Program Supervisor	6/5/2023	6/6/2023	Meeting with legislators and community for Kealakekua Bay SHP; work with Interpretive staff in Kona	Y	Y	N	\$ 516.14	State	Y
LNR806	FA	12545	State Parks Administrator	6/6/2023	6/6/2023	To site visit and meet with community, Legislators, and staff at Kealakekua Bay State Historic Park. Also, a possible meeting at Hapuna State Recreation Area.	N	N	N	\$ 138.90	State	Y
LNR806	FA	12545	State Parks Administrator	6/8/2023	6/8/2023	To attend Bill Signing Ceremony, tour, and meet with community, Superintendent, and Chairperson at Ha'ena State Park. Also, site visit Wailua River State Park and Coco Palms properties.	N	N	N	\$ 163.50	State	Y
LNR806	FA	8262	Parks District Superintendent II	6/14/2023	6/14/2023	Meeting with State Parks Administrator and District Superintendents to discuss the OEP for FY24	N	Y	N	\$ 121.64	State	Y

Department of Land and Natural Resources  
Work-related travel as of November 30, 2023

Table 23

<u>Prog ID</u>	<u>Sub-Org</u>	<u>Position Number</u>	<u>Job Title</u>	<u>Start Date</u>	<u>End Date</u>	<u>Justification for Travel</u>	<u>Full Agenda Y/N?</u>	<u>Meetings Attended Y/N?</u>	<u>Training Sessions Y/N?</u>	<u>Total Cost of Trip</u>	<u>Cost Paid by State or Other Entity?</u>	<u>Final Report of Travel Y/N?</u>
LNR806	FA	13002	Parks District Superintendent II	6/14/2023	6/14/2023	Meeting with State Parks Administrator and District Superintendents to discuss the OEP for FY24	N	Y	N	\$ 103.39	State	Y
LNR806	FA	50393	Park Interpretive Program Supervisor	6/14/2023	6/15/2023	Archaeological survey for new park road at Waianapanapa	N	N	N	\$ 345.00	State	Y
LNR806	FA	101172	General Professional IV	6/14/2023	6/15/2023	Archaeological survey for new park road at Waianapanapa, Maui	N	N	N	\$ 159.90	State	Y
LNR806	FA	50393	Park Interpretive Program Supervisor	6/20/2023	6/22/2023	Mapping of Paulaula SHS, Kauai	N	N	N	\$ 277.50	State	Y
LNR806	FA	101172	General Professional IV	6/20/2023	6/20/2023	Mapping of Paulaula SHS, Kauai	N	N	N	\$ 186.39	State	Y
LNR806	FA	13045	Parks District Superintendent II	6/29/2023	6/29/2023	Site inspection of Palaau State Park	Y	Y	N	\$ 243.20	State	Y
LNR806	FA	22305	Park Caretaker III	6/29/2023	6/29/2023	Site inspection of Palaau State Park	Y	Y	N	\$ 243.20	State	Y
LNR806	FA	21646	State Parks Assistant Administrator	7/7/2023	7/7/2023	Attend a public outreach meeting at Haena SP	N	Y	N	\$ 230.76	State	Y
LNR806	FA	120998	Planner V	7/17/2023	7/17/2023	Wailoa River SP, Hawaii - site visit with Sen. Onishi on the War Memorial Flag Pole project.	N	Y	N	\$ 135.39	State	Y
LNR806	FA	21646	State Parks Assistant Administrator	7/18/2023	7/18/2023	Attend a public outreach meeting regarding Polihale SP	N	Y	N	\$ 159.90	State	Y
LNR806	FA	120998	Planner V	7/18/2023	7/18/2023	Kauai - community outreach/meeting for Polihale SP master planning	Y	Y	N	\$ 115.90	State	Y
LNR806	FA	13045	Parks District Superintendent II	7/25/2023	7/25/2023	Conduct maintenance at Palaau SP	Y	Y	N	\$ 225.20	State	Y
LNR806	FA	14936	Park Caretaker II	7/25/2023	7/25/2023	Conduct maintenance at Palaau SP	Y	Y	N	\$ 225.20	State	Y
LNR806	FA	16866	Planner V	7/26/2023	7/26/2023	Site Visit to Kaumahina State Wayside and Waianapanapa State Park with State Parks Superintendant (Maui District) to assess current site conditions and develop scope of work for CIP funds.	N	Y	N	\$ 159.90	State	Y
LNR806	FA	22406	Secretary III	8/2/2023	8/2/2023	Conduct training session with the Hilo District Secretary.	N	N	N	\$ 169.39	State	Y
LNR806	FA	103660	Secretary I	8/2/2023	8/2/2023	Conduct training session with the Hilo District Secretary, along with the Parks Program Manager Secretary	N	N	N	\$ 169.39	State	Y

Department of Land and Natural Resources  
Work-related travel as of November 30, 2023

Table 23

<u>Prog ID</u>	<u>Sub-Org</u>	<u>Position Number</u>	<u>Job Title</u>	<u>Start Date</u>	<u>End Date</u>	<u>Justification for Travel</u>	<u>Full Agenda Y/N?</u>	<u>Meetings Attended Y/N?</u>	<u>Training Sessions Y/N?</u>	<u>Total Cost of Trip</u>	<u>Cost Paid by State or Other Entity?</u>	<u>Final Report of Travel Y/N?</u>
LNR806	FA	16866	Planner V	8/3/2023	8/3/2023	Site visit to Waianapanapa State Park with Archeologist and State Parks Superintendant (Maui District)to assess site conditions and determine project area for new permanent access road.	N	Y	N	\$ 135.90	State	Y
LNR806	FA	50393	Park Interpretive Program Supervisor	8/3/2023	8/3/2023	Archaeological survey for new park road at Waianapanapa, Maui	N	N	N	\$ 159.90	State	Y
LNR806	FA	22406	Secretary III	8/7/2023	8/7/2023	Familiarize with Kauai District Secretary daily duties and responsibilities. Will be assisting Kauai District effective August 16, 2023.	N	N	N	\$ 150.39	State	Y
LNR806	FA	50393	Park Interpretive Program Supervisor	8/8/2023	8/8/2023	SMA hearing for Pa'ula'ula by Kauai Planning Commission	Y	Y	N	\$ 150.39	State	Y
LNR806	FA	4673	Park Caretaker II	8/9/2023	8/10/2023	Water Ditching and Survival Course at the Kroc Center Hawaii	N	N	Y	\$ 273.66	State	Y
LNR806	FA	8262	Parks District Superintendent II	8/9/2023	8/10/2023	Water Ditching and Survival Course at the Kroc Center Hawaii	N	N	Y	\$ 273.67	State	Y
LNR806	FA	14935	Construction and Maintenance Worker	8/9/2023	8/10/2023	Water Ditching and Survival Course at the Kroc Center Hawaii	N	N	Y	\$ 318.67	State	Y
LNR806	FA	118777	Park Caretaker II	8/9/2023	8/10/2023	Water Ditching and Survival Course at the Kroc Center Hawaii	N	N	Y	\$ 273.66	State	Y
LNR806	FA	121100	Park Interpretive Program Specialist	8/15/2023	8/15/2023	Research at Archives & Bishop Museum	N	N	N	\$ 141.39	State	Y
LNR806	FA	12258	Parks Program Manager	8/20/2023	8/23/2023	To attend the National Governmental Purchasing, Inc. - NIGP Forum 2023 and Products Exposition.	Y	Y	N	\$ 2,335.66	State	Y
LNR806	FA	21761	Administrative Services Assistant	8/20/2023	8/23/2023	To attend the National Governmental Purchasing, Inc. - NIGP Forum 2023 and Products Exposition.	Y	Y	N	\$ 2,414.91	State	Y
LNR806	FA	503393	DLNR Network Analyst	8/22/2023	8/22/2023	Install new computers and monitors at the Hawaii District Office	N	N	N	\$ 140.89	State	Y
LNR806	FA	50393	Park Interpretive Program Supervisor	8/24/2023	8/24/2023	Community planning for North Kohala	Y	Y	N	\$ 131.40	State	Y
LNR806	FA	12174	Park Caretaker II	8/30/2023	8/30/2023	Conduct maintenance at Palaa SP	Y	Y	N	\$ 243.20	State	Y

Department of Land and Natural Resources  
Work-related travel as of November 30, 2023

Table 23

<u>Prog ID</u>	<u>Sub-Org</u>	<u>Position Number</u>	<u>Job Title</u>	<u>Start Date</u>	<u>End Date</u>	<u>Justification for Travel</u>	<u>Full Agenda Y/N?</u>	<u>Meetings Attended Y/N?</u>	<u>Training Sessions Y/N?</u>	<u>Total Cost of Trip</u>	<u>Cost Paid by State or Other Entity?</u>	<u>Final Report of Travel Y/N?</u>
LNR806	FA	13045	Parks District Superintendent II	8/30/2023	8/30/2023	Conduct maintenance at Palaa SP	Y	Y	N	\$ 243.20	State	Y
LNR806	FA	21646	State Parks Assistant Administrator	8/30/2023	8/30/2023	Coordinate architectural and site assessment of historic park cabin complex in conjunction with proposed rehabilitation/replacement Hapuna SP	N	N	N	\$ 131.40	State	Y
LNR806	FA	50393	Park Interpretive Program Supervisor	8/31/2023	8/31/2023	CIP site visits for \$6E at Kokee & Waimea Canyon SP	N	N	N	\$ 150.39	State	Y
LNR806	FA	120998	Planner V	8/31/2023	8/31/2023	Kokee Road, Kauai - site visit to develop a scope of work for the project	N	N	N	\$ 101.64	State	Y
LNR806	FA	503393	DLNR Network Analyst	8/31/2023	8/31/2023	Install new computers and monitors at the Maui District Office	N	N	N	\$ 110.39	State	Y
LNR806	FA	21646	State Parks Assistant Administrator	9/5/2023	9/5/2023	Site visit and public outreach meeting at Polihale SP	N	Y	N	\$ 150.39	State	Y
LNR806	FA	21646	State Parks Assistant Administrator	9/7/2023	9/7/2023	Site visit to review and assess Historical features at Kokee Baseyard	N	N	N	\$ 150.39	State	Y
LNR806	FA	12545	State Parks Administrator	9/11/2023	9/15/2023	To attend the National Association of State Park Directors (NASPD) Conference 2023.	Y	Y	N	\$ 1,521.98	State	Y
LNR806	FA	21646	State Parks Assistant Administrator	9/11/2023	9/15/2023	To attend the National Association of State Park Directors (NASPD) Conference 2023.	Y	Y	N	\$ 1,626.94	State	N
LNR806	FA	120998	Planner V	9/23/2023	9/23/2023	Kokee Road, Kauai - site visit with consultants to go over Scope of Work	N	Y	N	\$ 144.39	State	Y
LNR806	FA	12545	State Parks Administrator	9/26/2023	9/26/2023	To site visit and meet with Maui DLNR staff, Chairperson, and other organizations to decide jurisdiction at Honolulu-Honokohau property.	N	N	N	\$ 140.90	State	Y
LNR806	FA	503393	DLNR Network Analyst	9/26/2023	9/26/2023	Install new computers and monitors at the Kauai District Office	N	N	N	\$ 150.39	State	Y
LNR806	FA	13045	Parks District Superintendent II	9/28/2023	9/28/2023	Conduct interviews for PC III	Y	Y	N	\$ 294.00	State	Y
LNR806	FA	120998	Planner V	9/29/2023	9/29/2023	Kokee Baseyard, Kauai - site visit with consultants to discuss Scope of Work	N	Y	N	\$ 106.39	State	Y
LNR806	FA	13045	Parks District Superintendent II	9/30/2023	9/30/2023	DLNR Mol Com Listen Session	Y	Y	N	\$ 208.98	State	Y
LNR806	FA	50393	Park Interpretive Program Supervisor	10/9/2023	10/9/2023	Monitor work by volunteers at Malae Heiau; LWCF inspections	N	N	N	\$ 209.29	State	Y



Department of Land and Natural Resources  
Work-related travel as of November 30, 2023

Table 23

<u>Prog ID</u>	<u>Sub-Org</u>	<u>Position Number</u>	<u>Job Title</u>	<u>Start Date</u>	<u>End Date</u>	<u>Justification for Travel</u>	<u>Full Agenda Y/N?</u>	<u>Meetings Attended Y/N?</u>	<u>Training Sessions Y/N?</u>	<u>Total Cost of Trip</u>	<u>Cost Paid by State or Other Entity?</u>	<u>Final Report of Travel Y/N?</u>
LNR806	FA	21646	State Parks Assistant Administrator	10/10/2023	10/10/2023	Attend Kauai County Planning Commission meetign in support of new comfort station at Haena SP. Conduct site visit/facilities inspection at Wailua River Marina, Wailua River SP	N	Y	N	\$ 121.89	State	Y
LNR806	FA	120998	Planner V	10/10/2023	10/10/2023	Lihue, Kauai - Haena SMA hearing for new comfort station in the park	N	N	N	\$ 127.29	State	Y
LNR806	FA	51462	Park Interpretive Program Specialist	10/12/2023	11/1/2023	Polihale SP, KAUAI - Installation of symbolic fencing at the cemetary near Queen's Pond	N	N	N	\$ 98.79	State	N
LNR806	FA	120998	Planner V	10/12/2023	10/12/2023	Polihale SP, KAUAI - Installation of symbolic fencing at the cemetary near Queen's Pond	N	N	N	\$ 269.78	State	Y
LNR806	FA	51462	Park Interpretive Program Specialist	10/24/2023	11/2/2023	Polihale SP, KAUAI-installaction of symbolic fencing @ Queen's Pond	N	N	N	\$ 98.79	State	N
LNR806	FA	120998	Planner V	10/24/2023	10/24/2023	Polihale SP, KAUAI-installaction of symbolic fencing @ Queen's Pond	N	N	N	\$ 98.79	State	Y
LNR806	FA	21646	State Parks Assistant Administrator	11/1/2023	11/1/2023	Host the House Finance Committee on their Kauai Island Legislative tour at Wailua River SP and Ha'ena SP	N	Y	N	\$ 148.39	State	Y
LNR806	FA	120998	Planner V	11/1/2023	11/1/2023	Hulihe'e Palce, Hawaii - site visit to meet consultant on Scope of Work for palace repairs	N	Y	N	\$ 98.79	State	N
LNR806	FA	21646	State Parks Assistant Administrator	11/2/2023	11/2/2023	Morning site visit to Polihale SP. Attend site scoping meeting for campground improvements at Kokee SP	N	Y	N	\$ 142.79	State	Y
LNR806	FA	120998	Planner V	11/2/2023	11/2/2023	Polihale SP, Kauai - Site visit with staff	N	N	N	\$ 98.79	State	N
LNR806	FA	21646	State Parks Assistant Administrator	11/4/2023	11/4/2023	Attend DLNR Departmental community listening sessions for the Island of Kauai	N	Y	N	\$ 167.38	State	Y
LNR806	FA	21646	State Parks Assistant Administrator	11/6/2023	11/6/2023	Attend initial field visit/scoping with planning and design consultant for proposed improvements within Polihale SP	N	Y	N	\$ 171.29	State	Y

Department of Land and Natural Resources  
Work-related travel as of November 30, 2023

Table 23

<u>Prog ID</u>	<u>Sub-Org</u>	<u>Position Number</u>	<u>Job Title</u>	<u>Start Date</u>	<u>End Date</u>	<u>Justification for Travel</u>	<u>Full Agenda Y/N?</u>	<u>Meetings Attended Y/N?</u>	<u>Training Sessions Y/N?</u>	<u>Total Cost of Trip</u>	<u>Cost Paid by State or Other Entity?</u>	<u>Final Report of Travel Y/N?</u>
LNR806	FA	120998	Planner V	11/6/2023	11/6/2023	Polihale SP, Kauai - meeting with consultant on Scope of Work for Polihale project	N	Y	N	\$ 127.29	State	N
LNR806	FA	51462	Park Interpretive Program Specialist	11/7/2023	11/11/2023	Attend National Association of Interpretation annual conference in Little Rock, Arkansas.	Y	N	Y	\$ 2,469.60	State	N
LNR806	FA	120998	Planner V	11/8/2023	11/8/2023	Kekaha, Kauai - meeting with kupuna lineal descendants of the area for Polihale project	N	Y	N	\$ 98.79	State	N
LNR806	FA	21646	State Parks Assistant Administrator	11/9/2023	11/9/2023	Site visit at Kokee SP with Chairperson to provide overview of facilities and management issues within Kokee/Waimea Canyon SP	N	N	N	\$ 237.79	State	Y
LNR806	FA	13045	Parks District Superintendent II	11/15/2023	11/15/2023	Pre-Bid Conference for CIP Project	Y	Y	N	\$ 235.10	State	Y
LNR806	FA	13045	Parks District Superintendent II	11/16/2023	11/16/2023	New Employee Orientation	Y	Y	Y	\$ 235.10	State	Y
LNR806	FA	22305	Park Caretaker III	11/16/2023	11/16/2023	New Employee Orientation	Y	Y	Y	\$ 235.10	State	Y
LNR806	FA	50393	Park Interpretive Program Supervisor	11/17/2023	11/18/2023	Archaeological survey at Paulaula and \$6E	N	N	N	\$ 347.89	State	Y
LNR806	FA	21646	State Parks Assistant Administrator	11/28/2023	11/28/2023	Meet with architectural consultants to kick off design project for renovation of historic complex, Kekaha Kai SP	N	Y	N	\$ 152.30	State	Y
LNR806	FA	120998	Planner V	11/28/2023	11/28/2023	Kona, Hawaii - site visit for Historical Rehabilitation project and ADA campsite project	N	N	N	\$ 136.78	State	N
LNR810	GD	9715	Engineer V	1/23/2023	1/23/2023	Hapuna SRA site visit	N	Y	N	\$ 191.79	State	Y
LNR810	GD	11271	Engineer Tech VI	2/15/2023	2/15/2023	Dam Safety Insp KA-0102 &0109	N	Y	N	\$ 110.41	State	Y
LNR810	GD	118293	Engineer V	2/15/2023	2/15/2023	Dam Safety Insp KA-0102 &0109	N	Y	N	\$ 226.91	State	Y
LNR810	GD	118293	Engineer V	2/22/2023	2/22/2023	Dam Safety Insp KA-0102 &0109	N	Y	N	\$ 110.41	State	Y
LNR810	GD	118292	Engineer V	2/22/2023	2/22/2023	Dam Safety Insp KA-0102 &0109	N	Y	N	\$ 110.41	State	Y
LNR810	GD	11271	Engineer Tech VI	3/13/2023	3/14/2023	Kauai Dams Presentation	Y	Y	Y	\$ 509.51	State	N
LNR810	GD	10162	Engineer VI	3/13/2023	3/14/2023	Kauai Dams Presentation	Y	Y	Y	\$ 595.33	State	N
LNR810	GD	118293	Engineer V	3/14/2023	3/14/2023	Kauai Dams Presentation	Y	Y	Y	\$ 198.92	State	N
LNR810	GD	118292	Engineer V	3/14/2023	3/14/2023	Kauai Dams Presentation	Y	Y	Y	\$ 119.92	State	N
LNR810	GD	52368	Engineer V	3/14/2023	3/14/2023	Kauai Dams Presentation	Y	Y	Y	\$ 119.92	State	N
LNR810	GD	11271	Engineer Tech	3/15/2023	3/15/2023	Kauai Dams Presentation, Lower Kapahi SLRA	Y	Y	Y	\$ 117.92	State	Y

Department of Land and Natural Resources  
Work-related travel as of November 30, 2023

Table 23

<u>Prog ID</u>	<u>Sub-Org</u>	<u>Position Number</u>	<u>Job Title</u>	<u>Start Date</u>	<u>End Date</u>	<u>Justification for Travel</u>	<u>Full Agenda Y/N?</u>	<u>Meetings Attended Y/N?</u>	<u>Training Sessions Y/N?</u>	<u>Total Cost of Trip</u>	<u>Cost Paid by State or Other Entity?</u>	<u>Final Report of Travel Y/N?</u>
LNR810	GD	118293	Engineer V	3/15/2023	3/15/2023	Kauai Dams Presentation, Lower Kapahi SLRA	Y	Y	Y	\$ 117.92	State	Y
LNR810	GD	52368	Engineer V	3/15/2023	3/15/2023	Kauai Dams Presentation, Lower Kapahi SLRA	Y	Y	Y	\$ 126.80	State	Y
LNR810	GD	10162	Engineer V	3/15/2023	3/15/2023	Kauai Dams Presentation	Y	Y	Y	\$ 126.80	State	Y
LNR810	GD	11271	Engineer Tech VI	3/16/2023	3/16/2023	Twin Reservoirs Screening Level Risk Assessment (SLRA)	N	Y	N	\$ 172.16	State	Y
LNR810	GD	118293	Engineer V	3/16/2023	3/16/2023	Twin Reservoirs Screening Level Risk Assessment (SLRA)	N	Y	N	\$ 251.16	State	Y
LNR810	GD	118292	Engineer V	3/16/2023	3/16/2023	Twin Reservoirs Screening Level Risk Assessment (SLRA)	N	Y	N	\$ 172.16	State	Y
LNR810	GD	118293	Engineer V	3/17/2023	3/17/2023	Halenanahu SLRA	Y	Y	Y	\$ 195.55	State	Y
LNR810	GD	118293	Engineer V	3/19/2023	3/24/2023	Halenanahu SLRA	Y	Y	y	\$ 2,645.00	State	Y
LNR810	GD	11271	Engineer Tech VI	3/20/2023	3/20/2023	Waiakalua SLRA	N	Y	N	\$ 138.91	State	Y
LNR810	GD	11271	Engineer Tech VI	3/22/2023	3/22/2023	Ipuolono SLRA	N	Y	N	\$ 138.91	State	Y
LNR810	GD	11271	Engineer Tech VI	4/3/2023	4/3/2023	Maui Dams Presentation	Y	Y	Y	\$ 129.41	State	N
LNR810	GD	118292	Engineer V	4/3/2023	4/3/2023	Maui Dams Presentation	Y	Y	Y	\$ 253.41	State	N
LNR810	GD	118293	Engineer V	4/3/2023	4/3/2023	Maui Dams Presentation	Y	Y	Y	\$ 129.41	State	N
LNR810	GD	10162	Engineer VI	4/3/2023	4/3/2023	Maui Dams Presentation	Y	Y	Y	\$ 129.41	State	N
LNR810	GD	11271	Engineer Tech	4/4/2023	4/4/2023	Maui Dams Presentation, Horner SLRA	Y	Y	Y	\$ 119.92	State	Y
LNR810	GD	118292	Engineer V	4/4/2023	4/4/2023	Maui Dams Presentation, Horner SLRA	Y	Y	Y	\$ 243.92	State	Y
LNR810	GD	10162	Engineer VI	4/4/2023	4/4/2023	Maui Dams Presentation, Horner SLRA	Y	Y	Y	\$ 126.80	State	Y
LNR810	GD	118293	Engineer V	4/4/2023	4/4/2023	Maui Dams Present, Horner SLRA	Y	Y	Y	\$ 119.92	State	Y
LNR810	GD	11271	Engineer Tech	4/5/2023	4/5/2023	Kahoma Res SLRA	Y	Y	Y	\$ 119.92	State	Y
LNR810	GD	118292	Engineer V	4/5/2023	4/5/2023	Kahoma Res SLRA	Y	Y	Y	\$ 243.92	State	Y
LNR810	GD	10162	Engineer VI	4/5/2023	4/5/2023	Kahoma Res SLRA	Y	Y	Y	\$ 126.80	State	Y
LNR810	GD	11271	Engineer Tech	4/6/2023	4/6/2023	Kahana Nui Dam SLRA	Y	Y	Y	\$ 119.92	State	Y
LNR810	GD	118292	Engineer V	4/6/2023	4/6/2023	Kahana Nui Dam SLRA	Y	Y	Y	\$ 243.92	State	Y
LNR810	GD	10162	Engineer VI	4/6/2023	4/6/2023	Kahana Nui Dam SLRA	Y	Y	Y	\$ 126.80	State	Y
LNR810	GD	11271	Engineer Tech	4/14/2023	4/14/2023	Maui Res 84 SLRA	Y	Y	Y	\$ 157.91	State	Y
LNR810	GD	118292	Engineer V	4/14/2023	4/14/2023	Maui Res 84 SLRA	Y	Y	Y	\$ 281.91	State	Y
LNR810	GD	10162	Engineer VI	4/14/2023	4/14/2023	Maui Res 84 SLRA	Y	Y	Y	\$ 164.79	State	Y
LNR810	GD	11271	Engineer Tech	4/17/2023	4/18/2023	Dam Safety Training - Hawaii	Y	Y	Y	\$ 383.83	State	N
LNR810	GD	52368	Engineer V	4/17/2023	4/20/2023	Dam Safety Training - Hawaii	Y	Y	Y	\$ 2,337.25	State	N
LNR810	GD	118293	Engineer V	4/18/2023	4/18/2023	Hawaii Dams workshop	Y	Y	Y	\$ 134.16	State	N
LNR810	GD	118292	Engineer V	4/18/2023	4/18/2023	Hawaii Dams workshop	Y	Y	Y	\$ 213.16	State	N

Department of Land and Natural Resources  
Work-related travel as of November 30, 2023

Table 23

<u>Prog ID</u>	<u>Sub-Org</u>	<u>Position Number</u>	<u>Job Title</u>	<u>Start Date</u>	<u>End Date</u>	<u>Justification for Travel</u>	<u>Full Agenda Y/N?</u>	<u>Meetings Attended Y/N?</u>	<u>Training Sessions Y/N?</u>	<u>Total Cost of Trip</u>	<u>Cost Paid by State or Other Entity?</u>	<u>Final Report of Travel Y/N?</u>
LNR810	GD	11271	Engineer Tech VI	4/19/2023	4/19/2023	Waikoloa 1 SLRA	N	Y	N	\$ 186.05	State	Y
LNR810	GD	118292	Engineer V	4/19/2023	4/19/2023	Waikoloa 1 SLRA	N	Y	N	\$ 265.05	State	Y
LNR810	GD	10162	Engineer VI	4/19/2023	4/19/2023	Waikoloa 1 SLRA	N	Y	N	\$ 192.93	State	Y
LNR810	GD	11271	Engineer Tech VI	4/20/2023	4/20/2023	Waimea 60MG SLRA	N	Y	N	\$ 205.04	State	Y
LNR810	GD	118292	Engineer V	4/20/2023	4/20/2023	Waimea 60MG SLRA	N	Y	N	\$ 205.04	State	Y
LNR810	GD	10162	Engineer VI	4/20/2023	4/20/2023	Waimea 60MG SLRA	N	Y	N	\$ 211.92	State	Y
LNR810	GD	10162	Engineer VI	5/7/2023	5/11/2023	47th Annual Assn of State Floodplain Managers Conference	Y	Y	Y	\$ 2,476.16	State	N
LNR810	GD	118924	Engineer IV	5/7/2023	5/11/2023	48th Annual Assn of State Floodplain Managers Conference	Y	Y	Y	\$ 2,686.29	State	N
LNR810	GD	11271	Engineer Tech	5/31/2023	5/31/2023	Dam Safety Insp KA-0011, 0014	N	Y	N	\$ 148.39	State	Y
LNR810	GD	118293	Engineer V	5/31/2023	5/31/2023	Dam Safety Insp KA-0011, 0014	N	Y	N	\$ 148.39	State	Y
LNR810	GD	10162	Engineer VI	5/31/2023	5/31/2023	Dam Safety Insp Pa Aali Res	N	Y	N	\$ 155.27	State	Y
LNR810	GD	52368	Engineer V	5/31/2023	5/31/2023	Dam Safety Insp Pa Aali Res	N	Y	N	\$ 133.27	State	Y
LNR810	GD	118293	Engineer V	6/14/2023	6/14/2023	Dam Safety Insp KA-0099	N	Y	N	\$ 148.39	State	Y
LNR810	GD	52368	Engineer V	6/14/2023	6/14/2023	Dam Safety Insp KA-0099	N	Y	N	\$ 155.27	State	Y
LNR810	GD	11271	Engineer Tech	6/17/2023	6/17/2023	Hawaii Climate Fair	N	Y	N	\$ 157.90	State	N
LNR810	GD	52373	Engineer V	6/17/2023	6/17/2023	Hawaii Climate Fair	N	Y	N	\$ 157.90	State	N
LNR810	GD	118293	Engineer V	6/21/2023	6/21/2023	Dam Safety Insp KA-0113, 0114	N	Y	N	\$ 157.90	State	Y
LNR810	GD	118292	Engineer V	6/21/2023	6/21/2023	Dam Safety Insp KA-0113, 0114	N	Y	N	\$ 155.90	State	Y
LNR810	GD	11271	Engineer Tech	6/28/2023	6/28/2023	Dam Safety Insp KA-0105	N	Y	N	\$ 119.89	State	Y
LNR810	GD	118293	Engineer V	6/28/2023	6/28/2023	Dam Safety Insp KA-0105	N	Y	N	\$ 119.89	State	Y
LNR810	GD	118293	Engineer V	7/19/2023	7/19/2023	Dam Safety Insp KA-0117	N	Y	N	\$ 272.39	State	Y
LNR810	GD	10162	Engineer VI	7/19/2023	7/19/2023	Dam Safety Insp KA-0117	N	Y	N	\$ 152.05	State	Y
LNR810	GD	118293	Engineer V	8/2/2023	8/2/2023	Dam Safety Insp KA-0145	N	Y	N	\$ 234.39	State	Y
LNR810	GD	52368	Engineer V	8/2/2023	8/2/2023	Dam Safety Insp KA-0145	N	Y	N	\$ 117.27	State	Y
LNR810	GD	118292	Engineer V	8/16/2023	8/16/2023	Dam Safety Insp Waimea 60MG	N	Y	N	\$ 262.90	State	Y
LNR810	GD	52368	Engineer V	8/16/2023	8/16/2023	Dam Safety Insp Waimea 60MG	N	Y	N	\$ 145.78	State	Y
LNR810	GD	10162	Engineer VI	8/16/2023	8/16/2023	Dam Safety Insp Waimea 60MG	N	Y	N	\$ 145.78	State	Y
LNR810	GD	52373	Engineer V	9/4/2023	9/8/2023	Attend 2023 Floodplain Mgmt Assn Annual	Y	Y	Y	\$ 1,217.68	State	N
LNR810	GD	118924	Engineer IV	9/4/2023	9/8/2023	Attend 2023 Floodplain Mgmt Assn Annual	Y	Y	Y	\$ 1,276.15	State	N

Department of Land and Natural Resources  
Work-related travel as of November 30, 2023

Table 23

<u>Prog ID</u>	<u>Sub-Org</u>	<u>Position Number</u>	<u>Job Title</u>	<u>Start Date</u>	<u>End Date</u>	<u>Justification for Travel</u>	<u>Full Agenda Y/N?</u>	<u>Meetings Attended Y/N?</u>	<u>Training Sessions Y/N?</u>	<u>Total Cost of Trip</u>	<u>Cost Paid by State or Other Entity?</u>	<u>Final Report of Travel Y/N?</u>
LNR810	GD	11271	Engineer Tech VI	9/4/2023	9/8/2023	Attend 2023 Floodplain Mgmt Assn Annual	Y	Y	Y	\$ 1,889.49	State	N
LNR810	GD	118293	Engineer V	9/6/2023	9/6/2023	Dam Safety Insp KA-0120	N	Y	N	\$ 272.39	State	Y
LNR810	GD	10162	Engineer VI	9/6/2023	9/6/2023	Dam Safety Insp KA-0120	N	Y	N	\$ 155.27	State	Y
LNR810	GD	52368	Engineer V	9/17/2023	9/21/2023	ASDSO Nat'I Conf	Y	Y	Y	\$ 2,247.86	State	N
LNR810	GD	10162	Engineer VI	9/17/2023	9/21/2023	ASDSO Nat'I Conf	Y	Y	Y	\$ 2,662.82	State	N
LNR810	GD	118293	Engineer V	9/17/2023	9/21/2023	ASDSO Nat'I Conf	Y	Y	Y	\$ 2,163.55	State	N
LNR810	GD	11271	Engineer Tech VI	9/17/2023	9/21/2023	ASDSO Nat'I Conf	Y	Y	Y	\$ 2,170.59	State	N
LNR810	GD	118293	Engineer V	10/11/2023	10/11/2023	Dam Safety regulatory briefing	N	Y	N	\$ 143.64	State	N
LNR810	GD	10162	Engineer VI	10/11/2023	10/11/2023	Dam Safety regulatory briefing	N	Y	N	\$ 150.52	State	N
LNR810	GD	10162	Engineer VI	10/19/2023	10/19/2023	Dam Safety Insp Waiaha Res No.1	N	Y	N	\$ 149.67	State	Y
LNR810	GD	118292	Engineer V	10/19/2023	10/19/2023	Dam Safety Insp Waiaha Res No.1	N	Y	N	\$ 142.79	State	Y
LNR810	GD	52368	Engineer V	10/19/2023	10/19/2023	Dam Safety Insp Waiaha Res No.1	N	Y	N	\$ 273.67	State	Y
LNR810	GD	118293	Engineer V	11/1/2023	11/1/2023	Dam Safety Insp KA-0104	Y	Y	N	\$ 142.79	State	Y
LNR810	GD	118292	Engineer V	11/1/2023	11/1/2023	Dam Safety Insp KA-0104	N	Y	N	\$ 266.79	State	Y
LNR810	GD	52373	Engineer V	11/2/2023	11/2/2023	Hi-EMA Hazard Mit Asst	N	Y	N	\$ 221.79	State	N
LNR810	GD	118924	Engineer IV	11/2/2023	11/2/2023	Hi-EMA Hazard Mit Asst	N	Y	N	\$ 139.67	State	N
LNR810	GD	10162	Engineer VI	11/4/2023	11/4/2023	DLNR Townhall Outreach	Y	y	N	\$ 125.27	State	Y
LNR810	GD	11271	Engineer Tech	11/29/2023	11/29/2023	Dam Safety Insp KA-0060	N	Y	N	\$ 257.29	State	Y
LNR810	GD	118293	Engineer V	11/29/2023	11/29/2023	Dam Safety Insp KA-0060	N	Y	N	\$ 133.29	State	Y
LNR906	AA	13141	Departmental Human Resources Officer III	10/21/2023	10/21/2023	Represented department at Pacific Media Group Job Fair.	Y	N	N	\$ 228.39	State	Y
LNR906	AA	103230	Executive Director - KIRC	1/12/2023	1/16/2023	On-island (Kaho`olawe) Support	Y	Y	N	\$ 126.26	State	N
LNR906	AA	117517	Communications Director	1/18/2023	1/18/2023	KIRC Marine Debris Removal	N	N	N	\$ 326.01	State	Y
LNR906	AA	103230	Executive Director - KIRC	1/26/2023	1/26/2023	Project Managers Meeting	N	Y	N	\$ 68.41	State	N
LNR906	AA	117517	Communications Director	1/31/2023	1/31/2023	Kanaha Pond Fencing Project	N	N	N	\$ 163.21	State	Y
LNR906	AA	103230	Executive Director - KIRC	2/3/2023	2/3/2023	KIRC Scheduling and Staff Meeting	Y	Y	N	\$ 68.41	State	N
LNR906	AA	117432	Public Information Specialist (Kahoolawe)	2/7/2023	2/7/2023	Sea Grant Presentation	Y	Y	N	\$ 68.41	Other	N
LNR906	AA	117517	Communications Director	2/7/2023	2/8/2023	Forests for Life production	N	N	N	\$ 555.28	State	Y
LNR906	AA	117517	Communications Director	2/9/2023	2/10/2023	Hapuna Water & Iao Research	N	N	N	\$ 324.24	State	Y
LNR906	AA	128236	Communications Specialist	2/15/2023	2/15/2023	Iao State Monument slope work	N	N	N	\$ 114.00	State	Y
LNR906	AA	117517	Communications Director	2/21/2023	2/21/2023	Super Yacht grounding	N	N	N	\$ 269.71	State	Y
LNR906	AA	103230	Executive Director - KIRC	2/24/2023	2/24/2023	KIRC Scheduling and Staff Meeting	Y	Y	N	\$ 71.24	State	N

Department of Land and Natural Resources  
Work-related travel as of November 30, 2023

Table 23

<u>Prog ID</u>	<u>Sub-Org</u>	<u>Position Number</u>	<u>Job Title</u>	<u>Start Date</u>	<u>End Date</u>	<u>Justification for Travel</u>	<u>Full Agenda Y/N?</u>	<u>Meetings Attended Y/N?</u>	<u>Training Sessions Y/N?</u>	<u>Total Cost of Trip</u>	<u>Cost Paid by State or Other Entity?</u>	<u>Final Report of Travel Y/N?</u>
LNR906	AA	117517	Communications Director	2/24/2023	2/25/2023	Super Yacht grounding	N	N	N	\$ 296.20	State	Y
LNR906	AA	100147	Deputy Director	2/26/2023	2/26/2023	Community relations at Honolua Bay re: grounded Nakoia yacht	Y	Y	Y	\$ 191.16	State	Y
LNR906	AA	100191	Chairperson	2/26/2023	2/26/2023	Site visit related to Act 90	N	Y	N	\$ 214.55	State	Y
LNR906	AA	110694	Commission Coordinator - KIRC	2/27/2023	2/27/2023	Commission Meeting (Honolulu)	Y	Y	N	\$ 81.21	State	N
LNR906	AA	117432	Public Information Specialist - KIRC	2/27/2023	2/27/2023	Commission Meeting (Honolulu)	Y	Y	N	\$ 81.21	State	N
LNR906	AA	110694	Commission Coordinator	2/27/2023	2/27/2023	Commission Meeting (Honolulu)	Y	Y	N	\$ 154.89	State	N
LNR906	AA	117432	Public Information Specialist	2/27/2023	2/27/2023	Commission Meeting (Honolulu)	Y	Y	N	\$ 77.89	State	N
LNR906	AA	100191	Chairperson	2/28/2023	2/28/2023	Site visit related to Act 90	N	Y	N	\$ 107.41	State	Y
LNR906	AA	117517	Communications Director	3/3/2023	3/5/2023	Super Yacht grounding	N	N	N	\$ 635.80	State	Y
LNR906	AA	117517	Communications Director	3/7/2023	3/7/2023	Yacht grounding coral damage	N	N	N	\$ 292.16	State	Y
LNR906	AA	100191	Chairperson	3/16/2023	3/16/2023	Site visit related to Act 90	N	Y	N	\$ 265.58	State	Y
LNR906	AA	100147	Deputy Director	3/18/2023	3/19/2023	Grounded boat next to historic birthing stone. Met with DLNR staff from multiple Divisions to watch over the Hauola Stone overnight and strategize protection measures. Boat was removed without damage to the stone.	Y	Y	Y	\$ 136.80	State	Y
LNR906	AA	100191	Chairperson	3/18/2023	3/18/2023	Moloka'i Community Resource Fair	N	Y	N	\$ 228.01	State	Y
LNR906	AA	103230	Executive Director - KIRC	3/24/2023	3/24/2023	Project Managers Meeting	N	Y	N	\$ 139.65	State	N
LNR906	AA	100147	Deputy Director	4/2/2023	4/3/2023	West Hawaii ocean partnership meeting with ASU and private foundation	Y	Y	Y	\$ 398.60	State	Y
LNR906	AA	117517	Communications Director	4/5/2023	4/6/2023	Nene fam. Release/Forests for Life	N	N	N	\$ 588.03	State	Y
LNR906	AA	103230	Executive Director - KIRC	4/6/2023	4/6/2023	KIRC Scheduling and Staff Meeting	Y	Y	N	\$ 115.91	State	N
LNR906	AA	100147	Deputy Director	4/6/2023	4/6/2023	Present Citizen Conservationist Award, meet with DOBOR staff at Honokohau	Y	Y	Y	\$ 102.00	State	Y
LNR906	AA	100191	Chairperson	4/7/2023	4/7/2023	Site visit related to Act 90	N	Y	N	\$ 135.91	State	Y
LNR906	AA	002721	Fiscal Management Officer	4/8/2023	4/15/2023	Attend NGMA Annual Grants Training	Y	Y	Y	\$ 5,270.24	State	Y
LNR906	AA	029216	Accountant V	4/8/2023	4/15/2023	Attend NGMA Annual Grants Training	Y	Y	Y	\$ 5,340.24	State	Y
LNR906	AA	117517	Communications Director	4/11/2023	4/11/2023	Waikoloa cat feeding	N	N	N	\$ 210.20	State	Y
LNR906	AA	117517	Communications Director	4/19/2023	4/19/2023	Firewise home assessments	N	N	N	\$ 280.20	State	Y
LNR906	AA	103230	Executive Director - KIRC	4/21/2023	4/21/2023	Project Managers Meeting	N	Y	N	\$ 149.16	State	N

Department of Land and Natural Resources  
Work-related travel as of November 30, 2023

Table 23

<u>Prog ID</u>	<u>Sub-Org</u>	<u>Position Number</u>	<u>Job Title</u>	<u>Start Date</u>	<u>End Date</u>	<u>Justification for Travel</u>	<u>Full Agenda Y/N?</u>	<u>Meetings Attended Y/N?</u>	<u>Training Sessions Y/N?</u>	<u>Total Cost of Trip</u>	<u>Cost Paid by State or Other Entity?</u>	<u>Final Report of Travel Y/N?</u>
LNR906	AA	100191	Chairperson	4/21/2023	4/21/2023	Site visits w/ CM Lee Loy; mtg w/ Mayor Roth	Y	Y	N	\$ 265.15	State	Y
LNR906	AA	100191	Chairperson	4/22/2023	4/22/2023	MKK community mtg; site visits w/ DOFAW	Y	Y	N	\$ 238.02	State	Y
LNR906	AA	117517	Communications Director	4/23/2023	4/25/2023	Kauai forest bird recovery	N	N	N	\$ 717.30	State	Y
LNR906	AA	100191	Chairperson	4/29/2023	4/29/2023	Speak @ groundbreaking of W. Maui Pulelehua Housing Development; site visits of Kaanapali Bch proj, Mala Wharf where vessel grounded	N	Y	N	\$ 188.00	State	Y
LNR906	AA	117517	Communications Director	5/2/2023	5/2/2023	Lahaina boat grounding	N	N	N	\$ 225.39	State	Y
LNR906	AA	103230	Executive Director - KIRC	5/5/2023	5/5/2023	KIRC Scheduling and Staff Meeting	Y	Y	N	\$ 125.40	State	N
LNR906	AA	100147	Deputy Director	5/5/2023	5/5/2023	Visit to Wailua Nui, Kauai with multiple Divisions to observe potential violations and resource health.	Y	Y	Y	\$ 134.89	State	Y
LNR906	AA	100191	Chairperson	5/10/2023	5/10/2023	Briefing @ Kaua'i County Council mtg re Coco Palms	Y	Y	N	\$ 135.90	State	Y
LNR906	AA	117517	Communications Director	5/10/2023	5/12/2023	Akikiki egg collections	N	N	N	\$ 528.74	State	Y
LNR906	AA	117517	Communications Director	5/23/2023	5/23/2023	Hawaii Island wildfire leadership	N	Y	N	\$ 225.39	State	Y
LNR906	AA	100147	Deputy Director	5/24/2023	5/25/2023	Facilitated Mala Wharf community meeting, and conducted site visits Kaanapali.	Y	Y	Y	\$ 418.63	State	Y
LNR906	AA	103230	Executive Director - KIRC	5/26/2023	5/26/2023	KIRC Scheduling and Staff Meeting	Y	Y	N	\$ 97.76	State	N
LNR906	AA	117517	Communications Director	5/30/2023	5/30/2023	Canoe regatta coral damage	N	N	N	\$ 300.19	State	Y
LNR906	AA	100191	Chairperson	6/4/2023	6/4/2023	Mtg w/ Kikala-Keokea Subdivision re lease rent	Y	Y	N	\$ 154.89	State	Y
LNR906	AA	117517	Communications Director	6/7/2023	6/7/2023	Wildfire/Drought campaign start	N	N	N	\$ 287.80	State	Y
LNR906	AA	100191	Chairperson	6/8/2023	6/8/2023	Bill signing w/ Gov in Haena; site visits w/ staff	N	Y	N	\$ 141.50	State	Y
LNR906	AA	117517	Communications Director	6/8/2023	6/8/2023	Ha'ena SP bill signing	N	N	N	\$ 196.89	State	Y
LNR906	AA	117517	Communications Director	6/15/2023	6/15/2023	Maui axis deer traps	N	N	N	\$ 225.39	State	Y
LNR906	AA	103230	Executive Director - KIRC	6/23/2023	6/23/2023	Commission meeting preparations	N	Y	N	\$ 87.41	State	N
LNR906	AA	100191	Chairperson	6/28/2023	6/29/2023	Mtg w/ U.S. DOI Secy Haaland in Volcano, HI; keynote speech @ HLPC Water Roundtable mtg in Kona	Y	Y	N	\$ 702.65	State	Y
LNR906	AA	117517	Communications Director	6/28/2023	6/28/2023	Hapuna SP water update	N	N	N	\$ 215.90	State	Y
LNR906	AA	103230	Executive Director - KIRC	6/30/2023	6/30/2023	Post Commission meeting actions	N	Y	N	\$ 115.88	State	N

Department of Land and Natural Resources  
Work-related travel as of November 30, 2023

Table 23

<u>Prog ID</u>	<u>Sub-Org</u>	<u>Position Number</u>	<u>Job Title</u>	<u>Start Date</u>	<u>End Date</u>	<u>Justification for Travel</u>	<u>Full Agenda Y/N?</u>	<u>Meetings Attended Y/N?</u>	<u>Training Sessions Y/N?</u>	<u>Total Cost of Trip</u>	<u>Cost Paid by State or Other Entity?</u>	<u>Final Report of Travel Y/N?</u>
LNR906	AA	117517	Communications Director	6/30/2023	6/30/2023	DOFAW hunting area aerials	N	N	N	\$ 225.29	State	Y
LNR906	AA	100191	Chairperson	7/7/2023	7/7/2023	Travel w/ Dep AG for mtg re Poai Wai Ola, et al v. BLNR	N	Y	N	\$ 280.28	State	Y
LNR906	AA	100191	Chairperson	7/9/2023	7/13/2023	Keynote speaker @ US DOD Climate Resilience Workshop	Y	Y	Y	\$ 2,243.90	State	Y
LNR906	AA	117517	Communications Director	7/11/2023	7/11/2023	Birds, Not Mosquitoes public meet	N	N	N	\$ 242.21	State	Y
LNR906	AA	117517	Communications Director	7/23/2023	8/10/2023	Association for Conservation Info	Y	Y	N	\$ 1,502.19	State	Y
LNR906	AA	100147	Deputy Director	7/28/2023	7/28/2023	Kalaupapa Site Visit with WAM	Y	Y	Y	\$ 180.00	State	Y
LNR906	AA	128236	Communications Specialist	8/7/2023	8/8/2023	Sterile mosquito dispersal	N	N	N	\$ 468.88	State	Y
LNR906	AA	117517	Communications Director	8/10/2023	8/11/2023	Maui wildfire emergency response	N	N	N	\$ 339.49	State	Y
LNR906	AA	117517	Communications Director	8/14/2023	8/18/2023	Maui wildfire emergency response	N	N	N	\$ 1,090.32	State	Y
LNR906	AA	117517	Communications Director	8/20/2023	8/25/2023	Maui wildfire emergency response	N	N	N	\$ 1,431.44	State	Y
LNR906	AA	128236	Communications Specialist	8/20/2023	8/25/2023	Support in Maui County JIC	N	N	N	\$ 898.70	State	Y
LNR906	AA	100191	Chairperson	8/24/2023	8/24/2023	Mtg w/ Kaua'i Fishers re ongoing issues	Y	Y	N	\$ 135.90	State	Y
LNR906	AA	117517	Communications Director	8/27/2023	9/2/2023	Maui wildfire emergency response	N	N	N	\$ 1,381.60	State	Y
LNR906	AA	128236	Communications Specialist	8/28/2023	8/28/2023	Support in Maui County JIC	N	N	N	\$ 123.70	State	Y
LNR906	AA	100147	Deputy Director	8/30/2023	8/30/2023	Mauna Kea Stewardship & Oversight Authority Mtg on Mauna Kea	Y	Y	Y	\$ 122.49	State	Y
LNR906	AA	117517	Communications Director	8/30/2023	9/1/2023	Maui wildfire emergency response	N	N	N	\$ 596.20	State	Y
LNR906	AA	117517	Communications Director	9/6/2023	9/8/2023	Maui wildfire emergency response	N	N	N	\$ 825.41	State	Y
LNR906	AA	117517	Communications Director	9/9/2023	9/9/2023	Waimea Fire Resilience Fair	N	N	N	\$ 190.90	State	Y
LNR906	AA	117517	Communications Director	9/11/2023	9/11/2023	Maui wildfire emergency response	N	N	N	\$ 321.25	State	Y
LNR906	AA	117517	Communications Director	9/13/2023	9/13/2023	Maui wildfire emergency response	N	N	N	\$ 215.90	State	Y
LNR906	AA	128236	Communications Specialist	9/18/2023	9/24/2023	Support in Maui County JIC	N	N	N	\$ 2,199.10	State	Y
LNR906	AA	100147	Deputy Director	9/26/2023	9/26/2023	Hololua to Honokohau site visit with multiple DLNR Divisions to stewardship plan	Y	Y	Y	\$ 158.90	State	Y
LNR906	AA	117517	Communications Director	9/26/2023	9/26/2023	Maui wildfire emergency response	N	N	N	\$ 215.90	State	Y
LNR906	AA	100191	Chairperson	9/28/2023	9/28/2023	Guest speaker at JCC Industry GM Mtg	Y	Y	N	\$ 116.89	State	Y
LNR906	AA	117517	Communications Director	9/29/2023	9/29/2023	Maui wildfire emergency response	N	N	N	\$ 284.30	State	Y
LNR906	AA	100147	Deputy Director	9/30/2023	9/30/2023	DLNR Molokai Community Listening Session	Y	Y	Y	\$ 268.00	State	Y
LNR906	AA	100191	Chairperson	9/30/2023	9/30/2023	Community Listening session in Moloka'i; chartered plane w/ staff	Y	Y	N	\$ 3,020.00	State	Y
LNR906	AA	117517	Communications Director	9/30/2023	9/30/2023	Molokai DLNR listening session	N	N	N	\$ 267.33	State	Y



Department of Land and Natural Resources  
Work-related travel as of November 30, 2023

Table 23

<u>Prog ID</u>	<u>Sub-Org</u>	<u>Position Number</u>	<u>Job Title</u>	<u>Start Date</u>	<u>End Date</u>	<u>Justification for Travel</u>	<u>Full Agenda Y/N?</u>	<u>Meetings Attended Y/N?</u>	<u>Training Sessions Y/N?</u>	<u>Total Cost of Trip</u>	<u>Cost Paid by State or Other Entity?</u>	<u>Final Report of Travel Y/N?</u>
LNR906	AA	117517	Communications Director	10/4/2023	10/4/2023	CWRM stream work/60 Minutes	N	N	N	\$ 198.89	State	Y
LNR906	AA	117517	Communications Director	10/5/2023	10/5/2023	Maui wildfire emergency response	N	N	N	\$ 319.49	State	Y
LNR906	AA	128236	Communications Specialist	10/8/2023	10/15/2023	Support in Maui County JIC	N	N	N	\$ 1,940.40	State	Y
LNR906	AA	117517	Communications Director	10/12/2023	10/12/2023	Maui wildfire emergency response	N	N	N	\$ 242.00	State	Y
LNR906	AA	100191	Chairperson	10/18/2023	10/18/2023	Maui w/ CWRM to monitor affects of IIFS	Y	Y	N	\$ 97.89	State	Y
LNR906	AA	117517	Communications Director	10/18/2023	10/18/2023	Kauai 'ao release	N	N	N	\$ 219.79	State	Y
LNR906	AA	121502	Human Resources Specialist V	10/21/2023	10/21/2023	Represented department at Pacific Media Group Job Fair.	Y	N	N	\$ 126.39	State	Y
LNR906	AA	2735	Human Resources Specialist III	10/21/2023	10/21/2023	Represented department at Pacific Media Group Job Fair.	Y	N	N	\$ 126.39	State	Y
LNR906	AA	117517	Communications Director	10/21/2023	10/21/2023	Alakoko fish pond restoration	N	N	N	\$ 257.58	State	Y
LNR906	AA	117517	Communications Director	10/23/2023	10/23/2023	Maui wildfire emergency response	N	N	N	\$ 219.79	State	Y
LNR906	AA	117517	Communications Director	10/24/2023	10/24/2023	CWRM Maui meeting	N	N	N	\$ 219.79	State	Y
LNR906	AA	100191	Chairperson	10/25/2023	10/25/2023	Attend & speak @ Hawai'i Water Works Assoc Annual Conference	Y	Y	Y	\$ 195.79	State	Y
LNR906	AA	117517	Communications Director	10/26/2023	10/26/2023	Sterile mosquito releases on Kauai	N	N	N	\$ 248.29	State	Y
LNR906	AA	100191	Chairperson	11/1/2023	11/1/2023	Conduct Public Info Mtg on updates re Lahaina SBH & Mala Wharf	Y	Y	N	\$ 220.20	State	Y
LNR906	AA	117517	Communications Director	11/1/2023	11/1/2023	Maui wildfire emergency response	N	N	N	\$ 219.79	State	Y
LNR906	AA	100147	Deputy Director	11/4/2023	11/4/2023	DLNR Kauai Community Listening Sessions	Y	Y	Y	\$ 161.38	State	Y
LNR906	AA	100191	Chairperson	11/4/2023	11/4/2023	Community Listening session in East & West Kaua'i w/ staff	Y	Y	N	\$ 143.38	State	Y
LNR906	AA	117517	Communications Director	11/4/2023	11/4/2023	Kauai DLNR Listening Sessions	N	N	N	\$ 287.13	State	Y
LNR906	AA	100147	Deputy Director	11/7/2023	11/7/2023	Hawaii Island WAM site visits to a farm with LFA, and to the Palace Theatre for a DLNR presentation on historic preservation	Y	Y	Y	\$ 182.20	State	Y
LNR906	AA	100191	Chairperson	11/9/2023	11/9/2023	Kokee Park & cabins site visit w/ staff; lease concerns	N	Y	N	\$ 199.54	State	Y
LNR906	AA	100147	Deputy Director	11/14/2023	11/14/2023	Asked to moderate a panel at Native Hawaiian Convention	Y	Y	Y	\$ 208.71	Other	Y
LNR906	AA	117517	Communications Director	11/15/2023	11/16/2023	1st responders recog., Uncle Billy's	N	N	N	\$ 622.62	State	Y
LNR906	AA	117517	Communications Director	11/17/2023	11/17/2023	DOBOR Kahulu'u surf school lottery	N	N	N	\$ 281.51	State	Y

Department of Land and Natural Resources  
Work-related travel as of November 30, 2023

Table 23

<u>Prog ID</u>	<u>Sub-Org</u>	<u>Position Number</u>	<u>Job Title</u>	<u>Start Date</u>	<u>End Date</u>	<u>Justification for Travel</u>	<u>Full Agenda Y/N?</u>	<u>Meetings Attended Y/N?</u>	<u>Training Sessions Y/N?</u>	<u>Total Cost of Trip</u>	<u>Cost Paid by State or Other Entity?</u>	<u>Final Report of Travel Y/N?</u>
LNR906	AA	13141	Departmental HR Officer III	11/18/2023	11/18/2023	Represented department at Maui County Career & Resource Fair.	Y	N	N	\$ 238.78	State	Y
LNR906	AA	121502	Human Resources Specialist V	11/18/2023	11/18/2023	Represented department at Maui County Career & Resource Fair.	Y	N	N	\$ 137.78	State	Y
LNR906	AA	2735	Human Resources Specialist III	11/18/2023	11/18/2023	Represented department at Maui County Career & Resource Fair.	Y	N	N	\$ 137.78	State	Y
LNR906	AA	117517	Communications Director	11/28/2023	11/28/2023	Plant Extinction Prev. Pro. Kauai	N	N	N	\$ 218.78	State	Y
LNR906	AA	100147	Deputy Director	11/30/2023	11/30/2023	Coordination meeting with Maui County Natural & Cultural Resources RSF, and site visits to Kaanapali Fishing for Housing setup and DLNR Lahaina property.	Y	Y	Y	\$ 205.07	State	Y
LNR908	AC	103230	Executive Director - KIRC	7/7/2023	7/7/2023	Project Managers Meeting	N	Y	N	\$ 134.89	State	N
LNR908	AC	103230	Executive Director - KIRC	7/21/2023	7/21/2023	KIRC Scheduling and Staff Meeting	Y	Y	N	\$ 115.88	State	N
LNR908	AC	103230	Executive Director - KIRC	7/27/2023	7/27/2023	Senate WAM Committee Maui briefing	Y	Y	N	\$ 115.88	State	N
LNR908	AC	103230	Executive Director - KIRC	8/4/2023	8/4/2023	Project Managers Meeting	N	Y	N	\$ 68.39	State	N
LNR908	AC	103230	Executive Director - KIRC	8/16/2023	8/16/2023	KIRC Scheduling and Staff Meeting	Y	Y	N	\$ 73.99	State	N
LNR908	AC	103230	Executive Director - KIRC	8/30/2023	8/30/2023	Project Managers Meeting	N	Y	N	\$ 68.39	State	N
LNR908	AC	103230	Executive Director - KIRC	9/8/2023	9/8/2023	KIRC Scheduling and Staff Meeting	Y	Y	N	\$ 68.39	State	N
LNR908	AC	103230	Executive Director - KIRC	9/22/2023	9/22/2023	KIRC Scheduling and Staff Meeting	Y	Y	N	\$ 130.99	State	N
LNR908	AC	103230	Executive Director - KIRC	10/6/2023	10/6/2023	Project Managers Meeting	N	Y	N	\$ 115.88	State	N
LNR908	AC	103230	Executive Director - KIRC	10/20/2023	10/20/2023	KIRC Scheduling and Staff Meeting	Y	Y	N	\$ 155.88	State	N
LNR908	AC	116472	GIS/LAN Specialist - KIRC	10/21/2023	10/27/2023	IMLS Grant Conference	Y	Y	N	\$ 859.86	Other	N
LNR908	AC	103230	Executive Director - KIRC	10/27/2023	10/27/2023	Conduct Access Guide Training	Y	Y	Y	\$ 155.88	State	N
LNR908	AC	103230	Executive Director - KIRC	11/16/2023	11/16/2023	KIRC Scheduling and Staff Meeting	Y	Y	N	\$ 155.88	State	N
LNR909	AD	N/A	MKSOA Board Chairperson	3/22/2023	3/22/2023	Mtg w/ Center for Maunakea Stewardship (CMS)	N	Y	N	\$ 133.20	State	Y
LNR909	AD	N/A	MKSOA Board Chairperson	4/6/2023	4/6/2023	Mtg w/ MKSOA members & CMS	N	Y	N	\$ 141.21	State	Y
LNR909	AD	N/A	MKSOA Board Chairperson	4/26/2023	4/28/2023	Meeting with Native Hawaiian community leaders, MKSOA Board members, observatory directors	Y	Y	N	\$ 1,197.93	State	Y
LNR909	AD	N/A	MKSOA Board Chairperson	7/13/2023	7/13/2023	Mtg w/ MKSOA staff & MKSOA Board meeting	N	Y	N	\$ 180.20	State	Y
LNR909	AD	N/A	MKSOA Board Chairperson	8/3/2023	8/3/2023	Meeting with MKSOA members	N	Y	N	\$ 115.21	State	Y
LNR909	AD	N/A	MKSOA Board Member #3	8/22/2023	8/22/2023	Meeting with UH Regents	N	Y	N	\$ 145.20	State	Y
LNR909	AD	N/A	MKSOA Board Chairperson	8/22/2023	8/22/2023	Meeting with UH Regents	N	Y	N	\$ 145.20	State	Y

Department of Land and Natural Resources  
Work-related travel as of November 30, 2023

Table 23

<u>Prog ID</u>	<u>Sub-Org</u>	<u>Position Number</u>	<u>Job Title</u>	<u>Start Date</u>	<u>End Date</u>	<u>Justification for Travel</u>	<u>Full Agenda Y/N?</u>	<u>Meetings Attended Y/N?</u>	<u>Training Sessions Y/N?</u>	<u>Total Cost of Trip</u>	<u>Cost Paid by State or Other Entity?</u>	<u>Final Report of Travel Y/N?</u>
LNR909	AD	N/A	MKSOA Board Member #4	8/27/2023	9/3/2023	MKSOA Special Board meeting	Y	Y	N	\$ 991.60	State	Y
LNR909	AD	N/A	MKSOA Board Member #3	8/30/2023	8/30/2023	MKSOA Special Board Meeting	Y	Y	N	\$ 150.80	State	Y
LNR909	AD	N/A	MKSOA Board Chairperson	8/30/2023	8/30/2023	MKSOA Special Board meeting	Y	Y	N	\$ 160.80	State	Y
LNR909	AD	N/A	MKSOA Board Chairperson	9/15/2023	9/15/2023	Meeting with UH Regents	N	Y	N	\$ 163.20	State	Y
LNR909	AD	N/A	MKSOA Board Member #3	9/15/2023	9/15/2023	Meeting with UH Regents	N	Y	N	\$ 163.20	State	Y
LNR909	AD	N/A	MKSOA Board Chairperson	9/16/2023	9/20/2023	Meeting in Wash. DC with National Science Foundation & Senators Schatz, Hirono	Y	Y	N	\$ 3,231.12	State	Y
LNR909	AD	N/A	MKSOA Board Member #1	9/16/2023	9/20/2023	Meeting in Wash. DC with National Science Foundation & Senators Schatz, Hirono	Y	Y	N	\$ 3,536.17	State	Y
LNR909	AD	N/A	MKSOA Board Chairperson	10/19/2023	10/19/2023	Meeting with MKSOA staff, State House Finance Committee Mauna Kea site visit	N	Y	N	\$ 125.86	State	N
LNR909	AD	N/A	MKSOA Board Chairperson	10/27/2023	10/27/2023	Mtg w/ State Senators Elefante & Richards	N	Y	N	\$ 197.20	State	N
LNR909	AD	N/A	MKSOA Board Chairperson	11/8/2023	11/8/2023	Mtg w/ State Senate Ways and Means Committee	N	Y	N	\$ 100.46	State	N
LNR909	AD	none	MKSOA Board Chairperson	10/19/2023	10/19/2023	Meeting with MKSOA staff, State House Finance Committee Mauna Kea site visit	N	Y	N	\$ 125.86	State	N
LNR909	AD	none	MKSOA Board Chairperson	10/27/2023	10/27/2023	Mtg w/ State Senators Elefante & Richards	N	Y	N	\$ 197.20	State	N
LNR909	AD	none	MKSOA Board Chairperson	11/8/2023	11/8/2023	Mtg w/ State Senate Ways and Means Committee	N	Y	N	\$ 100.46	State	N

Department of Land and Natural Resources  
Expenditures/Encumbrances for Wildfire Response

Prog ID	Sub-Org	Description of Expenditure/Encumbrance	Justification	Existing Budget Item(s) affected (If Any)	MOF	FY24		FY25		FEMA Reimbursable?	Reimbursement Applied for?
						Encumbrance Balance	Expenditure	Encumbrance Balance	Expenditure		
LNR402	DA	Overtime	To assists in fire suppression	None	A		45,563	-	-	Yes	No
LNR402	DA	Water Tankers, Dozer Operators, chipping services for hazardous fuel	To assists in fire suppression	None	A		89,577	-	-	Yes	No
LNR402	DA	Various supplies and travel expenditures	To assists in fire suppression/post suppression	None	A		19,428	-	-	Yes	No
LNR402	DA	Helicopter Time	To assists in fire suppression	None	A		70,495	-	-	Yes	No
LNR402	DA	Fire Truck Repair	To assists in fire suppression	None	A		7,835	-	-	Yes	No
LNR402	DA	Debris Removal	Post fire suppression	None	A		6,195	-	-	Yes	No
LNR405	HA	Personnel Overtime/Cost Differentials	To pay for Overtime/Cost Differentials incurred due to the Maui Wildfires response, in accordance with Bargaining Unit 14 Agreement.	None	B		483,996	-	-		No
LNR405	HA	Personnel Services	Base Pay dedicated to Wildfires	None	A		131,034	-	-		No
LNR801	CH	Mobile office for Mala	For staff presence at Mala	None	B		90,000	-	-	No	No
LNR806	FI	Maui - Vehicle (1)	To assist with fire suppression and recovery efforts as needed.	None	B	73,290	73,290	-	-	-	No
LNR806	FI	Hawaii - Vehicle (2)	To assist with fire suppression and recovery efforts as needed.	None	B	105,354	105,354	-	-	-	No
LNR806	FI	Hawaii - Trailer (2)	To assist with fire suppression and recovery efforts as needed.	None	B	41,731	41,731	-	-	-	No

Department of Land and Natural Resources  
Personnel Utilized for Wildfire Response

Table 25

Prog ID	Sub-Org	Positions dispersed for Wildfire Reponse	Justification	MOF	FY24				FY25				Expected End Date	FEMA Eligible?	FEMA Reimb App?
					Pos (P)	Pos (T)	Payroll Hours	\$\$\$	Pos (P)	Pos (T)	Payroll Hours	\$\$\$			
LNR402	DA	Forest Management Supervisor I	Assisted MEMA with post diaster response as Operations Section Chief from 11/3/23-11/24/23	A	0.50		120.00	2,405.40	-	-	-	-	11/24/2023	Y	N
LNR402	DB	Forest Management Supervisor I	Assisted MEMA with post diaster response as Deputy Operations Section Chief from 11/3/23-11/24/23	P	0.50		120.00	3,950.87	-	-	-	-	11/24/2023	Y	N
LNR402	DA	Forester III	Assisted MEMA with post diaster response as Deputy Operations Section Chief from 11/3/23-11/24/23	A	1.00		120.00	3,247.20	-	-	-	-	11/24/2023	Y	N
LNR405	HA	Conservation & Resources Enforcement Officer I	To provide emergency response to Maui Wildfires.	B	7.00		5,409.00	160,697.14	-	-	-	-	9/16/2023		No
LNR405	HA	Conservation & Resources Enforcement Officer III	To provide emergency response to Maui Wildfires.	B	7.00		4,249.00	208,310.21	-	-	-	-	9/16/2023		No
LNR405	HA	Conservation & Resources Enforcement Officer IV	To provide emergency response to Maui Wildfires.	B	3.00		841.75	107,247.17	-	-	-	-	9/16/2023		No
LNR405	HA	Conservation & Resources Enforcement District Manager	To provide emergency response/follow-up to Maui Wildfires	B	1.00		49.00	7,741.91	-	-	-	-	9/24/2023		No
LNR405	HA	Conservation & Resources Enforcement Officer I	To provide emergency response to Maui Wildfires.	A	7.00		1,624.00	42,142.80	-	-	-	-	9/16/2023		No
LNR405	HA	Conservation & Resources Enforcement Officer III	To provide emergency response to Maui Wildfires.	A	7.00		1,624.00	58,686.72	-	-	-	-	9/16/2023		No
LNR405	HA	Conservation & Resources Enforcement Officer IV	To provide emergency response to Maui Wildfires.	A	3.00		696.00	30,204.08	-	-	-	-	9/16/2023		No

# State of Hawaii



## The FY 2025 Executive Supplemental Budget

### ***Budget in Brief***

Prepared by the Department of Budget and Finance  
December 18, 2023

EXECUTIVE CHAMBERS  
State Capitol  
Honolulu, Hawai'i 96813

**GOVERNOR'S MESSAGE TO THE  
32nd STATE LEGISLATURE OF HAWAII'  
MEETING IN THE REGULAR SESSION OF 2024**

In compliance with Article VII, Section 9, of the Hawai'i State Constitution, I hereby submit to the State Legislature the Executive Supplemental Budget for Fiscal Biennium (FB) 2023-25 and the updated Program and Financial Plan for the Period 2023-29.

**OVERVIEW**

On August 8, 2023, we lost 100 of our loved ones and the lives of thousands more were forever changed. The heavy winds brought on by Hurricane Dora transformed brush fires on the islands of Maui and Hawai'i into deadly wildfires in what is now the worst natural disaster in the state's history. Disaster proclamations by the County of Maui and by our Administration were soon followed by the federal declaration by President Biden.

Words cannot adequately describe the devastation caused by the wildfires that scorched thousands of acres and destroyed nearly all of Lahaina. This extraordinary event directly impacted the island of Maui and deeply affected our entire state and many across the world.

Together, we responded compassionately. Communities across the state quickly joined to support those on Maui who had survived the unfathomable events that left many with nothing.

State agencies, including the Hawai'i Emergency Management Agency (HI-EMA), the Department of Education (DOE), the

Department of Health (DOH), and the Department of Human Services (DHS), are working tirelessly with the County of Maui and the Federal Emergency Management Agency (FEMA), as well as other state, federal and community partners to provide necessities such as meals, temporary housing, and school accommodations, as well as support services for disaster relief, financial recovery, medical, and mental health. Donation drives were mobilized and tens of millions of dollars were donated from all parts of the globe to Maui relief efforts through the American Red Cross, Hawai'i Community Foundation, Maui United Way, and other organizations.

We continue to actively work with our partners to provide short-term and long-term solutions and understand that, after such great loss, the process must be collaborative and respectful to the needs of the community.

While the road to recovery will be long, strength and resilience can be found with the support of others. Healing will take time and courage, but we will get there together as we continue to help each other as one community, as one 'ohana.

**Budgeting for Wildfire Recovery**

We commit to support recovery efforts and have set aside half a billion dollars to support payments of costs. As the situation evolves, we will continue to assess our resources and must remain flexible in our budgeting to ensure that adequate funding is available when it is needed.

We have been able to address initial response and recovery expenses without cutting positions and departmental budgets. Eligible costs have been directed to the HI-EMA Major Disaster Fund (MDF), with most costs qualifying for FEMA

reimbursement. Other costs have been paid out of the respective department's FY 24 operating budgets.

In addition, pursuant to the Seventh Emergency Proclamation Relating to Wildfires, dated September 8, 2023, and Executive Memorandum No. 23-08, we redirected \$164.1 million, after adjustments, from selected general fund operating appropriations from Act 164, SLH 2023, that were intended for specific purposes and capital improvement program (CIP) projects, to the Department of Budget and Finance (B&F) to address immediate 2023 wildfire funding needs.

These selected operating appropriations were made when there was a significant general fund surplus expected for FY 24, reflective of the state's economic recovery from the COVID-19 pandemic. While the appropriations were for worthwhile purposes, we needed to reprioritize those general fund resources to help those in crisis.

To continue the work of these important state projects, the FY 25 Executive Supplemental Budget proposes to reauthorize \$160.2 million of the general funded CIP operating appropriations as general obligation (G.O.) bond funded appropriations in the CIP budget. This approach to convert general funded appropriations to G.O. bond funded CIP appropriations, where appropriate, frees up valuable general funds for wildfire recovery costs, while supporting the continuation of these projects and providing a longer implementation period by including them in the CIP budget.

Sixty-five million of the \$164.1 million transferred to B&F was disbursed to the MDF while the remaining \$99.1 million has been set aside for the state's share of non-congregate housing and debris clean-up costs, the full costs of which will be paid initially by FEMA. In total, we provided \$100 million in general fund appropriations to the MDF pursuant to Section 127A-16, HRS, and the emergency proclamations for wildfires, as follows:

1. \$5 million from the Department of Defense's (DOD) FY 24 operating appropriation from Act 164, SLH 2023, pursuant to Section 127A-16(a), HRS.
2. \$30 million from B&F's \$200 million appropriation pursuant to Section 5 of Act 164, SLH 2023.
3. \$65 million from \$164.1 million transferred to B&F for 2023 wildfires, as previously noted.

We will request, through separate legislation, to extend the lapse dates of the \$99.1 million as well as the balance of the MDF from June 30, 2023, to June 30, 2024, due to the uncertain timing of the payments that will need to be made for non-congregate housing and debris clean-up.

The following FY 25 operating budget requests totaling \$452.2 million (\$237.9 million in general funds, \$1.5 million in special funds, \$12.8 million in federal funds, and \$200 million in revolving funds) related to the state's response to the Maui wildfires and statewide wildfire mitigation and response have also been proposed:

#### *2023 Wildfire Recovery*

- \$200 million revolving fund ceiling increase for the Risk Management Revolving Fund to allow the expenditure of anticipated insurance claim payments related to the 2023 wildfires.
- \$186.2 million in general funds for B&F as a set-aside to ensure that additional funds are available for recovery costs for the 2023 wildfires as they arise, to be disbursed to the appropriate departments with my approval.
- 3.00 full-time equivalent (FTE) permanent positions and \$182,238 in general funds for the Department of Business, Economic Development and Tourism (DBEDT), Statewide



Planning and Coordination Special Plans Branch, for Maui recovery efforts.

- \$125,000 in general funds for temporary libraries for Makawao and Lahaina.
- 6.00 FTE federal fund temporary positions, \$13.4 million in general funds, and \$12.8 million in federal funds for emergency management related to the Maui wildfires for DHS.
- \$521,473 in special funds for the Department of Land and Natural Resources (DLNR), Division of Conservation and Resources Enforcement (DOCARE), for Maui wildfire recovery.

#### *Statewide Wildfire Mitigation and Response*

- 20.00 FTE permanent positions and \$653,082 in general fund for brushfire positions for HI-EMA.
- \$1 million for the Public Utilities Commission (PUC) Special Fund ceiling for consultant contracts for utility dockets.
- \$20 million in general funds for wildfire response, recovery, and prevention measures for the Department of Hawaiian Home Lands (DHHL).
- \$7.4 million in general funds for fire response and rehabilitation and fuels reduction contracts for DLNR's Division of Forestry and Wildlife (DOFAW).
- \$10,000,000 in general funds for fire and emergency response equipment for DLNR's DOFAW.

In addition, we have requested \$35.4 million (\$2.4 million in G.O. bond funds, \$6.6 million in revenue bonds and \$26.4 million in federal funds) in the CIP budget for recovery of

state facilities and to improve our wildfire mitigation capabilities on Maui:

- \$2.4 million in G.O. bond funds for West Maui and Upcountry fire prevention, erosion control, and fire suppression dip tanks on Maui.
- \$6.6 million in revenue bond funds and \$26.4 million in federal funds for major repairs, rehabilitation, or reinstallation of state highway facilities in Lahaina due to the 2023 wildfires.

The Executive Supplemental Budget also includes requests to convert the following general funded FY 25 CIP appropriations from Act 164, SLH 2023, to G.O. bond funds:

- \$25 million for the University of Hawai'i (UH), Community Colleges, Capital Renewal and Deferred Maintenance.
- \$30 million for UH, Systemwide, to renew, improve and modernize.
- \$50 million for the Hawai'i Housing Finance and Development Corporation's (HHFDC) Dwelling Unit Revolving Fund (DURF) infusion.
- \$180 million for HHFDC's Rental Housing Revolving Fund (RHRF) infusion.

We also propose to convert \$100 million of the \$200 million general fund appropriation for the School Facilities Authority (SFA) from Act 257, SLH 2022, as amended by Act 175, SLH 2023, to G.O. bond funds through separate legislation. The G.O. bond funds would be transferred to the SFA special fund for the construction or renovation of pre-kindergarten facilities.

Looking forward, \$100 million has been set aside each year in FY 26 and FY 27 in the general fund financial plan for potential recovery costs. Thus, the proposed conversions are intended to cover the current recovery costs and set asides for future costs in the general fund financial plan.

### **Investing in Hawai'i's Future**

Our Administration's primary concern will always be the health and welfare of all of Hawai'i's families. As we support recovery efforts on Maui, we must continue to address our state priorities and invest in Hawai'i's future.

It remains a high priority of our Administration to address Hawai'i's cost of living. Hawai'i's families struggle to make ends meet and more are living paycheck to paycheck than before the pandemic, despite working multiple jobs.

It is critical to move forward with the phased implementation of the Green Affordability Plan (GAP) to relieve some of the tax burden on Hawai'i's people. The 2023 Legislature passed the Phase I tax relief package that prioritizes working families by doubling the earned income tax credit and the food tax credit and improving the existing child and dependent care tax credit. This was an important first step and the Administration will continue to pursue Phase II of the GAP that will propose, through separate legislation, to increase the childcare tax credit and index the state's tax code. This is one of the most direct ways to support residents and provide relief from inflation.

Affordable housing continues to be one of our biggest challenges. The affordable housing crisis not only impacts low-income families who typically qualify for subsidized public housing, but also greatly affects Hawai'i's middle-class residents, a gap group who may earn too much to qualify for public housing but too little to afford to buy or rent market-rate housing. It is concerning that the gap group is expanding, as

potential homebuyers are being squeezed out of the market with 30-year fixed mortgage rates hovering around 7 percent, higher than they have been in years, while median home prices have remained high.

We have been pressing forward to find solutions by working with stakeholders to help bring more affordable housing projects online faster. Since signing the Emergency Proclamation Relating to Housing on July 17, 2023, and the Emergency Proclamation Relating to Affordable Housing on September 15, 2023, we have cleared some major hurdles.

There have already been multiple groundbreaking that will provide a diverse range of affordable rental housing solutions for families and kūpuna across the state. Eight hundred units expected to be completed soon is just the beginning of a wave of thousands of low-income and workforce apartments that are expected to become available within the next two or three years. On October 24, 2023, I issued the Second Proclamation Relating to Affordable Housing that will help us build on this momentum and continue to pave the way for the advancement and expedited production of affordable housing projects.

It is urgent that we address the state's housing crisis as it contributes to other issues such as homelessness, the cost of living, and workforce shortages. Shortly after coming into office, I issued an Emergency Proclamation Relating to Homelessness, on January 23, 2023, which was followed by subsequent proclamations until the most recent. The Seventh Proclamation Relating to Homelessness, on November 9, 2023, was issued due to the continuing and significant need for permanent affordable housing, supportive housing, transitional housing, and shelter space to protect the health, safety, and welfare of individuals experiencing homelessness and for all residents of the state.

The June 2023 Point-In-Time Count, a census of people experiencing homelessness, found that 6,223 people were homeless in Hawai'i. The state's rate of homelessness of about 43 of every 10,000 people is more than double the national rate of about 18 per 10,000 people. At the time of the census, all counties, except for Maui, had experienced slight increases in the number of people experiencing homelessness since 2022. Unfortunately, Maui has likely since experienced an uptick as an impact of the wildfires.

We have been working closely with the Statewide Office on Homelessness and Housing Solutions (SOHHS) to develop policies and programs to end homelessness. Together, we are focused on a permanent solution by creating affordable spaces for our people to be housed and healed. SOHHS works with our community partners, the counties, and other government agencies to design, test, and evaluate innovative approaches to address homelessness in Hawai'i, such as *kauhale*.

*Kauhale* are communal areas, with modest housing units for individual households, and shared space for cooking and eating, recreation, growing food or engaging in industrious activities together. The 2023 Legislature appropriated \$15 million for FY 24 and \$33 million for FY 25 for *kauhale* projects. Since then, many organizations - and even private landowners - have stepped forward to propose *kauhale* projects throughout the state.

The current proclamation will provide more time for the construction of dwelling units for the houseless and to relocate individuals and families to completed dwelling units. There is a lot more to be done but it must be done in a way that is respectful to our environment, our history, and our *iwi kūpuna*.

Having served the community for more than 20 years as a rural emergency room physician providing direct care, health care will always be a high priority. As the state's COVID-19

liaison, I found that the state has considerable needs in this sector.

Mental health support is important, especially during hard times. Consequently, the Executive Supplemental Budget includes significant operating requests to provide in-patient and temporary health care workers at the Hawai'i State Hospital (HSH) and purchase-of-service contracts for the Child and Adolescent Mental Health Services Division (CAMHSD).

Additionally, to increase nursing enrollment, we have also requested funding for a collaborative program between UH Mānoa and UH West O'ahu. Our CIP request also supports a bed expansion at the Guensberg and Bishop buildings at HSH and the construction of a consolidated health care unit at Hālawā Correctional Facility (HCF).

Our commitment to take care of each other must extend to all communities. As caretakers for future generations, we are committed to pursuing climate change strategies that are equitable, culturally responsive, and resilient. This includes looking at the resiliency of the power grid, renewable energy, sustainable transportation, land use planning, sea level rise, health, natural and cultural resource impacts, and more.

As I have long advocated, Hawai'i must continue to invest in sustainable, renewable energy and reduce our dependence on fossil fuels. We have taken action, but Hawai'i cannot do it alone. Thus, I am a member of the U.S. Climate Alliance, a bipartisan coalition of 25 governors securing America's net-zero future by advancing state-led, high-impact climate action.

We believe that the responsibility to protect Hawai'i's unique natural environment should be broadened to include visitors to Hawai'i. A visitor climate fee could provide the needed resources to protect our environment and to increase awareness of the impacts of climate change. We are also

working with the Hawai'i Tourism Authority (HTA) to move toward a more sustainable visitor industry with less social and environmental impact and more demonstrable benefits to the people of Hawai'i.

It is tragic that Native Hawaiians are more likely to experience chronic disease ten years earlier and have shorter life expectancies compared to others in Hawai'i. We must right past injustices and address ongoing disparities that impact the Native Hawaiian community, including working with DHHL to expedite the provision of homestead lands to the thousands of Native Hawaiian beneficiaries. DHHL is committed to addressing these ongoing disparities and is finding community-based solutions.

Our commitment to public education was demonstrated this past April when we successfully negotiated a new four-year contract with the Hawai'i State Teachers Association and the 13,500 teachers it represents. The contract, which provides substantial pay raises for new hires and bonuses for experienced professionals, has paid dividends with more teaching positions being filled and fewer teachers leaving the educational field.

Investing in education will help to increase the success of our keiki. As such, we have requested more than \$125 million to support Hawai'i's public schools, including substantial funding for DOE's food service and student transportation programs.

Our Administration is tackling historic challenges head-on. We will fulfill our commitments to you, to our islands and to future generations.

### **Budget and Fiscal Considerations**

In developing the Executive Supplemental Budget, we considered the state's current and anticipated fiscal health and the potential impact of all proposed budget requests. To the

extent possible, we considered potential stressors to the state's economy which could impact the state's revenues and fiscal well-being.

Administrative Directive No. 22-01, State Reserve Policy, requires that for each year of the six-year planning period, the state shall endeavor to attain a minimum fund balance as a percentage of the preceding year's general fund revenues as follows:

1. 5 percent unassigned general fund carryover balance;
2. 10 percent Emergency and Budget Reserve Fund (EBRF); and
3. 25 percent combined state reserves or 20 percent combined state reserves, if the EBRF fund balance objective has been met.

The balance of the EBRF is the highest it has ever been. With a current balance of \$1.476 billion, the EBRF is now 14.5 percent of FY 23 general fund revenues, which provides a strong reserve for the future.

The state's major unfunded liabilities pertain to pension obligations and other post-employment benefits, or health benefits, it owes its retirees. Funding these liabilities continues to pose significant demands on the state's resources. With the support of the Legislature, however, we have made substantial progress addressing our unfunded liabilities.

The state's progress in addressing its liabilities is considered by credit rating agencies that rate the state's G.O. bonds. The state's current G.O. bond ratings are "AA" (stable outlook) by Fitch Ratings, "Aa2" (stable outlook) by Moody's Investors Service, and "AA+" (stable outlook) by S&P Global Ratings, because of, among other things, the state's strong budget and

fiscal policies. High credit ratings mean lower borrowing costs for the state.

Preliminary actual general fund tax revenue growth for the first four months of FY 24 was 7.6 percent. Although this exceeds the Council of Revenue's (COR) projection of 1.3 percent for FY 24, General Excise and Use Tax (GET) and Transient Accommodations Tax revenue growth for the same period were 0.0 percent and -7.7 percent, respectively.

The flattening of GET collections, which is the largest category of tax collections and an indicator of the state's economic health, is concerning. Further, the current growth is primarily due to the increase in Individual Income Tax (IIT) collections of 29.7 percent, which is inflated due to the \$315 million in constitutional IIT refunds that were paid out in the first half of FY 23.

Actions taken by Congress may impact Hawai'i. Congress has not yet passed a budget for federal FY 24, and the federal government is operating on a second continuing resolution that has two expiration dates.

The first expiration date, January 19, 2024, applies to 4 of the 12 federal appropriation bills that make up the federal budget including those for housing and transportation; and the second expiration date, February 2, 2024, applies to the remaining 8 appropriation bills including those for defense, education, labor, health, and human services. Operating on continuing resolutions can cause uncertainty for federally funded programs, leaving them unable to plan.

However, even if Congress passes a federal FY 24 budget, it could affect federal funds coming into the state and the stability of federal grant programs. With constant discussions of federal reductions, the state must be prepared to assume costs for services which the state deems critical should the

federal government reduce or discontinue funding. Reduced funding could also have economic impacts.

Recent events such as the pandemic and the 2023 wildfires have made it abundantly clear how quickly things can change. We are cautiously optimistic about Hawai'i's economy but many potential challenges remain. As such, we must be prepared to handle fiscal challenges that come our way and will be closely monitoring general fund revenues in the months to come.

## **The Economy**

The rapid return of visitors to the islands combined with the significant influx of federal funds helped Hawai'i's economy surge after the initial impact of the COVID-19 pandemic. High expectations of growth earlier this calendar year were tempered by inflation as the state's economy stabilized and returned to moderate levels of growth.

Hawai'i's visitor industry was growing at moderate levels, with July 2023 visitor spending, measured in nominal dollars, up by 2.8 percent compared to July 2022 and 20.7 percent compared to July 2019, the benchmark year prior to the COVID-19 pandemic. Total visitor arrivals had increased by 1.2 percent over July 2022 and recovered to 93.7 percent compared to July 2019.

Visitor arrivals to Maui, which had 31 percent of the state's visitor arrivals in July 2023, have understandably dropped significantly since the wildfires. West Maui played a significant part in Hawai'i's tourism industry. With West Maui closed to tourism since August 8, it was expected that the impact from the wildfires would significantly impact Maui's economy as well as the overall state economy.

It was a difficult decision to allow hotels to reopen while many who had been impacted by the wildfires still lacked permanent

or longer-term temporary housing. Many were concerned that the reopening was too soon, and many others believed that moving toward recovery would be helpful.

In conjunction with the County of Maui, we began a phased reopening of West Maui on October 8. Currently, historic Lahaina Town and the surrounding affected areas remain closed out of respect for the residents and due to continuing relief efforts, but the rest of West Maui is fully open.

The visitor industry continues to feel the impact of the wildfires as both visitor arrivals and visitor spending in October 2023 declined for the third straight month compared to 2022. Visitor arrivals were down 3.2 percent compared to October 2022 but, compared to pre-pandemic 2019, there was a 92.3 percent recovery in total visitor arrivals from October 2019. As measured in nominal dollars, total visitor spending decreased by 2 percent from October 2022 but increased by 13.8 percent compared to October 2019.

Hawai'i's unemployment rate, which had spiked to 22.6 percent at the beginning of the COVID-19 pandemic, had decreased and stabilized at 2.8 percent in July through September 2023, the lowest rate since the pandemic. Although the unemployment rate has slightly increased to 2.9 percent in October 2023, there has also been a decrease of about 2,400 in the labor force since July 2023.

### **Revenue Projections**

At its September 7, 2023 meeting, the COR reduced its projection for general fund tax revenue growth for FY 24 from 4 percent to 1.3 percent, while it increased FY 25 from 3.5 percent to 5.2 percent. The COR's forecasts for FY 26 through FY 30 were maintained at 3.5 percent for each fiscal year.

The COR has indicated that the decrease for FY 24 accounts for the economic impacts of the Maui wildfires and its impact on tourism revenues and other economic activity. However, the COR expects that the recovery efforts and the large influx of federal assistance will mitigate some of the immediate impacts of the fires and their repercussions.

The 2.7 percent reduction to the FY 24 projection reflects slower tourism spending that was occurring independent of the Maui disaster. The increase to the COR's FY 25 forecast accounts for the spending that will come from the recovery construction in response to the Maui wildfires. The COR is also concerned about the strong competition from international travel destinations due to the strength of the U.S. dollar compared to foreign currencies and that the unfavorable foreign currency exchange rate may deter visitors from Japan.

### **Constitutional and Statutory Requirements**

In preparing the supplemental budget, the Executive Branch is bound by constitutional and statutory requirements, which include, but are not limited to, the following:

- Article VII, Section 9, of the State Constitution provides that “. . . in each regular session in an even-numbered year, at such time as may be provided by law, the governor may submit to the legislature a bill to amend any appropriation for operating expenditures of the current fiscal biennium, to be known as the supplemental appropriations bill, and bills to amend any appropriations for capital expenditures of the current fiscal biennium . . .”
- Section 37-72, Supplemental Budget, HRS, states that the Governor may submit to the Legislature a supplemental budget to amend any appropriation for the current fiscal biennium. The supplemental budget shall reflect the changes being proposed in the state's program and

financial plan and shall be submitted, as applicable, in the manner provided in Section 37-71, The Budget, HRS.

- Section 37-71(b)(4), HRS, prescribes that the information provided in the budget be formatted such that “[p]rogram costs shall include all costs, including research and development, operating and capital, regardless of the means of financing . . .”
- Section 37-71(c)(3), HRS, requires a summary listing of all capital improvement projects by program, at the lowest level of the program structure, which shows for each project, by investment cost elements, the amount of new appropriations and authorizations proposed. Under Section 37-62, Definitions, HRS, “cost elements” means the major subdivisions of a cost category. The category “capital investment” includes plan, land acquisition, design, construction, and equipment and furnishing.

Thus, the Executive Supplemental Budget includes all appropriations from Act 164, SLH 2023, the General Appropriations Act. To meet the requirements of Section 37-71, HRS, we have also designated the funding for CIP projects included in the FY 25 Supplemental Budget by cost element (i.e., plans, land acquisition, design, construction, and equipment). This includes providing cost element breakdowns for CIP projects that were originally appropriated in Act 164, SLH 2023.

## **THE FY 25 EXECUTIVE SUPPLEMENTAL BUDGET**

### **Budget Approach and Priorities**

As managers of the public’s funds, it is our responsibility to make the best use of the state’s resources, especially during uncertain times. We must strategically plan expenditures and provide for limited expansion of annual recurrent spending to ensure fiscal sustainability.

Pressing demands on state resources have reemphasized the need to be responsible with our finances. We have proposed appropriate general fund appropriations in the Executive Supplemental Budget and have also proposed to realign our current resources to solve our most critical problems and better serve the people of Hawai‘i.

Recovery efforts for the 2023 wildfires are our highest priority as the health and welfare of Maui’s people must be at the forefront as they heal from the devastation. This will require a great deal of the state’s resources, for which we have set-aside half a billion dollars for the state’s share of the costs. As the timing of payments for recovery costs is unknown, the Executive Supplemental Budget adds \$186.2 million in general funds for B&F, for response and recovery efforts related to the 2023 wildfires for FY 25.

There are also many other competing demands for state resources. Resources to address our critical needs for health, affordable housing, homelessness, and climate issues are our highest priorities. Programs that strengthen our communities and enhance our quality of life also deserve support.

Mental health services are often overlooked but, in trying times, they are especially important. The Executive Supplemental Budget includes requests totaling \$74.5 million (\$64.7 million in general funds and \$9.8 million in federal funds), including \$20 million for HSH, \$10.8 million for Child and Adolescent Mental Health contract increases, and \$6.7 million for the Behavioral Health Crisis Center and Supportive Housing services to be located at the Iwilei Resource Center, which will also support those experiencing homelessness.

Further health care support is provided in the CIP budget, which includes \$45 million in additional G.O. bond funds for the Consolidated Healthcare Unit at HCF. We have also

requested \$4.2 million in G.O bond funds for a bed expansion at the Guensberg and Bishop buildings at HSH.

Housing costs in Hawai'i are among the most expensive in the nation and there is an increased need for affordable housing, including rentals. The Hawai'i Public Housing Authority (HPHA) School Street Campus project will provide 250 elderly affordable rental housing units; as such, we have requested \$22 million in G.O. bond funds for increased construction costs to allow for project completion. We have also requested the conversion of \$45 million in operating general funds for teacher housing from Act 164, SLH 2023, to G.O. bond funds.

Homelessness is often directly related to the availability of affordable housing. While we are working diligently on providing more affordable housing, the costs of our existing programs to support the people experiencing homelessness are increasing; thus, DHS' FY 25 operating requests include \$1.3 million in general funds for the Homeless Programs Office's homeless services contracts and \$400,000 in general funds for HPHA's rent supplement program.

Hawai'i's natural resources are an essential part of our culture and way of life. We have a duty to take care of these precious resources for future generations; however, the impact of climate change is already evident. As such, we have requested 3.00 FTE permanent positions and \$154,000 in general funds to support the Climate Change Mitigation and Adaptation Commission in FY 25.

In addition to submitting Executive Supplemental Budget requests to support our priorities in FY 25, we will be submitting emergency appropriation bills for FY 24 which total \$26.6 million in general funds for DOE's food service operations and the Charter Schools. These appropriations are necessary to provide critical support for the respective programs in FY 24.

The Executive Supplemental Budget contains operating and CIP requests for FY 25 that propose changes and adjustments to Act 164, SLH 2023, including transfers (operating only), which authorized funding for the two-year fiscal period that began on July 1, 2023 and ends on June 30, 2025. We will also be proposing to reinstate standard operating and CIP provisions necessary for effective and efficient implementation of the budget.



	<u>FY 24</u> <u>Appropriations</u> (\$million)	<u>FY 24</u> <u>Adjustments</u> (\$million)	<u>FY 24</u> <u>Requests</u> (\$million)
Operating Budget			
All Means of Financing (MOF)	19,026.8	.....	19,026.8
General Funds	10,736.6	.....	10,736.6
CIP Budget			
All MOF	2,933.0	.....	2,933.0
General Funds	384.3	.....	384.3
G.O. Bond Funds	887.2	.....	887.2
G.O. Reimbursable Bond Funds	9.9	.....	9.9

	<u>FY 25</u> <u>Appropriations</u> (\$million)	<u>FY 25</u> <u>Adjustments</u> (\$million)	<u>FY 25</u> <u>Requests</u> (\$million)
Operating Budget			
All MOF	18,206.4	1,036.4	19,242.8
General Funds	9,896.0	326.8	10,222.8
CIP Budget			
All MOF	1,354.2	2,842.0	4,196.2
General Funds	254.9	-106.2	148.7
G.O. Bond Funds	338.9	890.2	1,229.1
G.O. Reimbursable Bond Funds	.....	.....	.....

### The Operating Budget

The Executive Supplemental Budget includes amendments for FY 25 that total \$1.036 billion from all MOF for operating costs. This represents an increase of 5.7 percent compared to FY 25 appropriations in the FB 2023-25 Executive Budget (Act 164, SLH 2023). There were no amendments for FY 24.

Significant requests include the following (FY 25 general funds unless otherwise noted; most positions funded for six-months). Additional information on funding distribution by MOF and department may be found in the forthcoming sections.

### Wildfire Recovery, Mitigation and Response

#### *2023 Wildfire Recovery*

- Adds \$200,000,000 in revolving funds to increase the Risk Management Revolving Fund appropriation to allow the expenditure of anticipated insurance claim payments related to the 2023 wildfires.
- Adds \$186,160,000 as set-aside for response and recovery efforts related to the 2023 wildfires under B&F.
- Adds 3.00 FTE permanent positions and \$182,238 for DBEDT, Statewide Planning and Coordination's Special Plans Branch, for Maui recovery efforts.
- Adds \$125,000 for temporary libraries for Makawao and Lahaina.
- Adds 6.00 federal fund temporary positions, \$13,370,000 in general funds, and \$12,751,554 in federal funds for emergency management related to the Maui wildfires for DHS.
- Adds \$521,473 in special fund ceiling for DLNR, DOCARE, for Maui wildfire recovery.

#### *Statewide Wildfire Mitigation and Response*

- Adds 20.00 FTE permanent positions and \$653,082 for brushfire positions for HI-EMA.

- Adds \$1,000,000 for the PUC Special Fund ceiling for consultant contracts for utility dockets.
- Adds \$20,000,000 for wildfire response, recovery, and prevention measures for DHHL.
- Adds \$7,425,000 for fire response and rehabilitation and fuels reduction contracts for DLNR's DOFAW.
- Adds \$10,000,000 for fire and emergency response equipment for DLNR's DOFAW.

### Health

- Adds \$500,000 for vision services to reduce learning barriers for DOE.
- Adds \$20,000,000 for contracts for psychiatric in-patient services for HSH.
- Adds \$13,000,000 for contracts for temporary health care workers for HSH.
- Adds \$10,800,000 for purchase-of-service contracts for CAMHSD.
- Adds \$6,657,400 for behavioral health crisis center and supportive housing services for Adult Mental Health Division.
- Adds \$4,962,487 for early intervention services for Family Health Services Division.
- Adds \$2,512,751 for collective bargaining increases for emergency medical services for the counties of Maui, Kaua'i, and Hawai'i.

- Adds 1.00 FTE permanent and 1.00 FTE temporary positions and \$2,220,328 in special funds for a statewide multi-media campaign to provide information related to cannabis use and misuse.
- Adds \$1,000,000 for In-Community Youth Programs to support youth mental health services.
- Adds \$5,750,000 in general funds and \$9,775,000 in federal funds for Medicaid health care payments pursuant to a recent rate study.
- Adds 9.50 FTE permanent positions and \$1,390,853 for a UH Mānoa and UH West O'ahu collaboration to increase nursing enrollment.

### Housing

- Converts \$230,000,000 in operating general funds for deposit in the RHRF (\$180,000,000) and DURF (\$50,000,000) to G.O. bond funds in the CIP budget.
- Adds 6.00 FTE temporary positions and \$194,533 in federal funds to support the Native American Housing Assistance and Self-Determination Act.

### Homelessness

- Adds \$1,320,000 for Homeless Services to provide increased support for homeless services contracts.
- Adds \$400,000 for the State Rent Supplement Program.
- Adds \$5,000,000 for stored property and debris removal services.

## Climate

- Adds \$700,000 in special funds for two grants: Advance Assistance 2.0 that will provide resources to develop energy hazard mitigation strategies, etc.; and Integrating Resilience Strategies for Zero Emission Vehicle infrastructure.
- Adds 1.25 FTE temporary positions and \$388,065 in special funds and 1.75 FTE temporary positions and \$430,565 in other federal funds for Solar for All grant and to assist with existing Hawai'i Green Infrastructure Authority operations, including the new HI-CAP loan program.
- Adds 3.00 FTE permanent positions and \$154,000 to support the Hawai'i Climate Change Mitigation and Adaptation Commission.

## Environment

- Adds \$7,500,000 for forest and resource management improvements.
- Adds \$2,000,000 in special funds for equipment and motor vehicles to support State Parks.

## Education

### *Lower Education*

- Adds \$15,000,000 for electricity costs.
- Adds \$21,000,000 to support operations for the School Food Service Program in support of the federal meal program.

- Adds \$18,377,674 to fund salary increases for public school Educational Assistants and Vice Principals pursuant to an agreement with Hawai'i Government Employees Association.
- Adds \$18,266,346 to fund school bus contracts.
- Adds \$10,000,000 for workers' compensation (WC) to cover shortfalls to pay for statutorily mandated benefits.
- Adds \$10,000,000 for Active Shooter Door Locks/Door Blockers.
- Adds \$8,000,000 for nighttime security.
- Adds \$3,600,000 for work-based learning for students with severe disabilities.
- Adds \$12,463,882 for Charter Schools to equalize the per pupil funding based on the proposed FY 25 operating budget and projected enrollment for DOE.
- Adds \$1,605,000 for Charter Schools to cover salary increases for Educational Assistants and Vice Principals.
- Adds \$1,090,160 for per pupil funding for Kulia Academy, a new charter school.
- Transfers \$6,000,000 from Cash Support for Child Care to General Support for Self-Sufficiency Services to facilitate the use of Temporary Assistance for Needy Families funds for Preschool Open Doors subsidy payments.

### *Higher Education*

- Adds \$17,526,848 to restore funding reductions from Act 88, SLH 2021, for various UH programs, statewide.

- Adds \$3,600,000 for athletic program subsidies.
- Adds 4.00 FTE permanent positions and \$1,208,020 in special funds to comply with campus safety training as established by Act 76, SLH 2023.
- Adds \$3,700,000 to continue the Hawai'i Promise Scholarship program for the Community Colleges.

#### *Public Library System*

- Adds \$550,000 for security services at various libraries.

#### Human Services

- Increases the Spouse and Child Abuse Special Fund ceiling by \$5,000,000 for Child Protective Services to fund operations and services necessary to comply with the Family First Prevention Services Act.

#### Economy

- Adds \$60,000,000 and \$25,000,000 in special funds to fold the HTA into the base budget.

#### Agriculture

- Adds \$1,000,000 for the DA BUX Program for the General Administration for Agriculture Program.
- Adds \$720,000 for the Farm to Foodbank Program for the Agricultural Development and Marketing Program.
- Adds \$733,076 in special funds for upgrades to the Animal Information System for the Rabies Quarantine Program.

#### Public Safety

- Adds \$2,456,750 for the Career Criminal Prosecution and Victim-Witness Assistance programs.
- Transfers \$3,956,927 in federal funds and \$9,405,469 in other federal funds appropriation ceilings to reflect federal awards anticipated to be transferred from DOD to the Department of Law Enforcement (DLE).
- Adds non-recurring funds amounting to \$6,919,624 in general funds and \$24,700,000 in other federal funds for hazard mitigation and emergency operations center projects under HI-EMA.
- Adds \$1,500,000 for training equipment and supplies, including firearms and ammunition for DLE.
- Adds \$2,600,000 for security guard services and security camera monitoring at the State Capitol.
- Trades-off \$3,730,000 in Federal Detention Center inmate housing costs from Non-State Facilities to cover WC costs for various correctional centers.

#### Transportation

- Adds \$13,200,000 in special funds for additional security equipment for Daniel K. Inouye International (DKII) Airport at Honolulu, Kahului Airport, Hilo International Airport, Ellison Onizuka Kona International Airport at Keāhole, and LThu'e Airport.
- Adds \$10,000,000 in special funds for special maintenance contract for security for Airports Administration.
- Adds \$6,659,493 in special funds for various other current expenses for Honolulu Harbor.

- Adds \$3,000,000 in special funds for repair and maintenance for O'ahu highways.
- Adds \$2,000,000 in special funds for guardrail repair for island of Hawai'i highways.

#### Effective, Efficient, and Open Government

- Adds \$1,134,322 for increased electricity and utility costs for state buildings on O'ahu and the island of Hawai'i managed by the Department of Accounting and General Services (DAGS).
- Adds \$1,650,000 for support of the Enterprise Financial System project in the Accounting System Development and Maintenance program.
- Decreases state employee health premium payments by \$17,107,909.
- Adds \$13,356,628 to provide additional matching funds for broadband deployment grants.
- Increases the Mass Transit Special Fund ceiling by \$49,730,000 to facilitate disbursements.
- Increases the Unclaimed Property Trust Fund ceiling by \$4,000,000 to facilitate payment of claims.
- Increases the Department of Commerce and Consumer Affairs (DCCA) General Support Program's special fund ceiling by \$2,500,000 for department website redesign and call center.
- Increases DCCA's Insurance Regulatory Services Program's special fund ceiling by \$1,175,000 for captive insurance examination and marketing costs.

- Adds 5.00 FTE permanent positions and \$730,080 for state employee and intern recruitment, job fairs, and multi-media public outreach by the Department of Human Resources Development's Work Force Attraction, Selection, Classification, and Effectiveness Program.
- Adds \$2,200,000 for net increase in appropriation ceiling for federal and other federal funds to align with anticipated federal awards in Workforce Development and Unemployment Insurance programs.

#### Culture and Recreation

- Adds \$49,500,000 in special funds to provide the Stadium Development Special Fund with expenditure ceiling in FY 25.

#### **The Capital Improvement Program Budget**

The Executive Supplemental Budget includes amendments for FY 25 that total \$2.842 billion from all MOF for CIP costs. This represents an increase of 209.9 percent compared to FY 25 appropriations from Act 164, SLH 2023. There were no amendments for FY 24.

Significant requests for priority areas include the following (FY 25 G.O. bond funds unless otherwise noted). Additional information on funding distribution by MOF and department may be found in the forthcoming sections.

#### Wildfire Recovery, Mitigation and Response

##### *2023 Wildfire Recovery*

- Adds \$2,360,000 for West Maui and Upcountry fire prevention, erosion control, and fire suppression dip tanks on Maui.

- Adds \$6,600,000 in revenue bond funds and \$26,400,000 in federal funds for major repairs, rehabilitation, or reinstallation of state highway facilities in Lahaina due to the 2023 wildfires.

### Health

- Adds \$9,960,000 for Kamā‘ule‘ule, Replace Air Handler Units, Exhaust Fans and Related Improvements, O‘ahu.
- Adds \$4,200,000 for HSH, Bed Expansion for Guensberg and Bishop Buildings, O‘ahu.
- Adds \$2,750,000 for Kalaupapa Settlement, Municipal Solid Waste Landfill Cover and Related Improvements, Moloka‘i.
- Adds \$2,000,000 for Kamā‘ule‘ule, Biosafety Level 3 Laboratory, O‘ahu.
- Adds \$25,500,000 for various projects for the Hawai‘i Health Systems Corporation, statewide.
- Adds \$1,500,000 for various projects for the Kahuku Medical Center, O‘ahu.

### Housing

- Converts \$230,000,000 in operating general funds for deposit in the RHRF (\$180,000,000) and DURF (\$50,000,000) to G.O. bond funds.
- Converts \$45,000,000 in general funds from the operating budget to G.O. bond funds for SFA for teacher housing.
- Adds \$22,000,000 for School Street, Development of Elderly Housing, O‘ahu.

- Adds \$10,000,000 for HPHA Lump Sum, Site and Building Improvements, Health and Safety Improvements, statewide.
- Adds \$25,000,000 for UH West O‘ahu Infrastructure, On-Site Infrastructure, Phase 2, Kapolei, O‘ahu.
- Adds \$10,000,000 for Iwilei-Kapālama TOD Infrastructure Design, O‘ahu.

### Environment

- Adds \$15,000,000 for renovations, repairs and maintenance, and improvements at State Parks, statewide.
- Adds \$700,000 for Shangri La Breakwater Removal, O‘ahu.
- Adds \$8,000,000 for Kawaihae North Small Boat Harbor, Hawai‘i.

### Education

#### *Lower Education*

- Adds \$26,000,000 for Lump Sum – Compliance, statewide, to bring DOE in compliance with the Americans with Disabilities Act, including architectural barrier removal, and gender equity requirements.
- Adds \$49,000,000 for Lump Sum – Project Completion, statewide, for construction management costs, purchase orders, utilities charges, change orders, and all other costs associated with the completion of a project.
- Adds \$10,000,000 for sewer system replacement at King Kekaulike High School, Maui.

- Adds \$3,500,000 for Youth Challenge Academy Buildings 1786 and 1787, Upgrades and Improvements, O'ahu.

#### *Higher Education*

- Adds \$20,000,000 for UH System, Renew, Improve, and Modernize, statewide.
- Adds \$3,000,000 for Coconut Island, Sewer Line Replacement/Upgrades, O'ahu.
- Adds \$7,300,000 for UH Hilo, Renew, Improve, and Modernize, Hawai'i.
- Adds \$8,000,000 for UH Mānoa, Holmes Hall, O'ahu.
- Adds \$5,000,000 for UH West O'ahu, Renew, Improve, and Modernize, O'ahu.
- Adds \$5,000,000 for UH Mānoa, Mini Master Plan Phase 3, Kuykendall Hall, O'ahu.
- Adds \$6,250,000 for John A. Burns School of Medicine Kaka'ako Buildings, Roof Replacement, O'ahu.
- Adds a total of \$101,200,000 to convert the MOF for various projects with general fund appropriations in FY 25 to G.O. bond funds.
- Adds \$3,000,000 for UH Mānoa, Waikīkī Aquarium Seawall Repair, O'ahu.
- Adds \$9,000,000 for Waikīkī Aquarium Upgrades, O'ahu.

#### *Public Library System*

- Adds \$10,000,000 for New Waikoloa Public Library, Hawai'i.

#### Effective, Efficient, and Open Government

- Adds \$4,750,000 for No. 1 Capitol District Building, Site and Accessibility Improvements, O'ahu.
- Adds \$5,000,000 for Enterprise Financial System, statewide.
- Adds \$1,000,000 for Decommissioning of the Kalanimoku Data Center, O'ahu.

#### Human Services

- Adds \$20,000,000 in G.O. bond funds and \$20,000,000 in federal funds for Information Technology Modernization for the Comprehensive Child Welfare Information System, statewide.
- Adds \$1,628,000 for the Kawailoa Youth and Family Wellness Center (KYFWC) Replace Emergency Generators and Other Improvements, O'ahu.
- Adds \$683,000 for KYFWC Air Conditioning Systems Replacement and Related Improvements, O'ahu.

#### Economy

- Adds \$5,000,000 for Natural Energy Laboratory of Hawai'i Authority (NELHA), Potable Water Well, Hawai'i.
- Adds \$17,932,000 for NELHA, Construction of Two New Roads, Hawai'i.

- Adds \$99,205,000 to restore funding for projects that had their FY 24 general fund appropriation partially or completely transferred to cover recovery costs for the Maui wildfires.
- Adds \$6,100,000 for Demolition and Removal of Existing Improvements (Uncle Billy's), Hilo, Hawai'i.

### Agriculture

- Adds \$23,000,000 for State Irrigation System Reservoir Safety Improvements, Statewide, for the Agricultural Resource Management Program (ARMP).
- Adds \$6,000,000 for tar deposit remediation for the Hālawā Animal Industries Facility, O'ahu, for the General Administration for Agriculture Program.
- Adds \$3,500,000 for Kahuku Agricultural Park Miscellaneous Improvements, O'ahu, for ARMP.
- Adds \$2,000,000 for Moloka'i Irrigation System Improvements, Moloka'i, for ARMP.
- Adds \$4,500,000 for Agricultural Warehouses, statewide.
- Adds \$6,470,000 for Kekaha Irrigation System Improvements, Kaua'i.
- Adds \$2,500,000 for Kekaha Bridge, Kaua'i.

### Public Safety

- Adds \$20,000,000 for the Department of Public Safety (PSD)/Department of Corrections and Rehabilitation (DCR) New Kaua'i Community Correctional Center and Community Transitional Center, Kaua'i.

- Adds \$18,000,000 for HCF Perimeter Security Fence and Related Structural Repairs and Improvements, O'ahu.
- Adds \$3,500,000 for the Maui Community Correctional Center Perimeter Security Fence and Related Repairs, Maui.
- Adds \$3,000,000 for PSD/DCR New West Hawai'i Jail and Community Transitional Center, Hawai'i.
- Changes the expending agency of \$5,000,000 in FY 24 for Hālawā Correctional Facility – Consolidated Healthcare Unit, O'ahu, from PSD to DAGS; and adds \$45,000,000 in FY 25 for the same project.
- Trades-off \$1,500,000 in FY 24 from the Women's Community Correctional Center (WCCC) Laundry Expansion and Related Improvements, O'ahu, to the WCCC Kitchen Expansion and Related Improvements, O'ahu.

### Transportation

- Adds \$621,924,000 (\$500,224,000 in revenue bonds and \$121,700,000 in federal funds) for DKII Airport, Airport Improvements, O'ahu.
- Adds \$270,435,000 (\$103,751,000 in revenue bonds and \$166,684,000 in federal funds) for Airfield Improvements, statewide.
- Adds \$44,000,000 in revenue bonds for Honolulu Harbor Improvements, O'ahu.
- Adds \$26,000,000 in revenue bonds for Hilo Harbor Improvements, Hawai'i.



- Adds \$294,300,000 (\$9,000,000 in special funds, \$63,700,000 in revenue bonds, and \$221,600,000 in federal funds) for Highway System Preservation Improvements, statewide.
- Adds \$139,774,000 (\$42,586,000 in revenue bonds and \$97,188,000 in federal funds) for Highway Traffic Operational Improvements, statewide.

### **THE STRENGTH OF COMMUNITY**

We will never forget the day that took and changed the lives of so many on Maui. The devastating wildfires on August 8 took the lives of 100 loved ones and left thousands to deal with the devastation of their homes, the lives they once knew and the town of Lahaina, that was so dearly loved.

Through heartbreaking tragedy, the community rose. The local community came together and worked to provide food, shelter, and other necessities. The worldwide community showed its love and support to Maui through donations from far and wide. And, our community of state employees worked diligently with our county, federal and non-profit partners to support the state's response and wildfire victims.

We are fully committed to Maui's people and their recovery. The Executive Supplemental Budget proposes a plan to allow the state to address recovery costs over several years and, while there are still many unknowns, we will do our best to meet the challenges ahead.

The people of Maui have shown remarkable strength in the face of adversity. The days ahead may not be easy and they will continue to need our support. We will be there to support the community for the long term.

There is much to be done, and it is a high priority to support the health and welfare of Hawai'i's people. We will continue to

fight to improve our cost of living and to make affordable housing available for all who need it. We must take every opportunity to invest in Hawai'i's future, to make our state a place we all, and especially our keiki, have opportunities to succeed.

With the support of the Legislature, we have already made major investments in our state and for our residents. We will continue to work hard and look forward to working with the Legislature during the 2024 Legislative Session for the people of Hawai'i.

Sincerely,



JOSH GREEN, M.D.  
Governor of Hawai'i

APPENDIX TO THE GOVERNOR'S MESSAGE

**A. THE FY 25 EXECUTIVE SUPPLEMENTAL BUDGET RECOMMENDATIONS**

Breakdowns by MOF are as follows:

THE OPERATING BUDGET

General Funds

For **FY 24**, there were no proposed general fund adjustments to the operating budget. The current appropriation level and recommended general fund amount for FY 24 is \$10.737 billion.

For **FY 25**, total proposed general fund adjustments to the operating budget amount to a net increase of \$326.8 million, or 3.3% more than the current appropriation level of \$9.896 billion. The recommended general fund amount for FY 25 is \$10.223 billion.

All Means of Financing

For **FY 24**, there were no proposed adjustments to the operating budget. The current appropriation level and recommended amount for all means of financing (MOF) for FY 24 is \$19.027 billion.

For **FY 25**, total proposed adjustments to the operating budget for all MOF amount to a net increase of \$1.036 billion, or 5.7% more than the current appropriation level of \$18.206 billion for all MOF. The recommended amount for all MOF for FY 25 is \$19.243 billion.

<u>Means of Financing</u>	<u>FY 24 Act 164/2023 Appropriation (\$)</u>	<u>FY 24 Proposed Adjustment (\$)</u>	<u>FY 24 Recommended Appropriation (\$)</u>
General Funds	10,736,611,097	.....	10,736,611,097
Special Funds	3,560,088,942	.....	3,560,088,942
Federal Funds	3,212,210,398	.....	3,212,210,398
Other Federal Funds	367,837,341	.....	367,837,341
Private Contributions	903,067	.....	903,067
County Funds	209,721	.....	209,721
Trust Funds	476,371,973	.....	476,371,973
Interdept. Transfers	90,143,176	.....	90,143,176
Revolving Funds	561,717,926	.....	561,717,926
Other Funds	<u>20,677,825</u>	<u>.....</u>	<u>20,677,825</u>
Total	19,026,771,466	.....	19,026,771,466
<u>Means of Financing</u>	<u>FY 25 Act 164/2023 Appropriation (\$)</u>	<u>FY 25 Proposed Adjustment (\$)</u>	<u>FY 25 Recommended Appropriation (\$)</u>
General Funds	9,896,004,553	326,769,171	10,222,773,724
Special Funds	3,615,327,915	212,854,564	3,828,182,479
Federal Funds	3,240,138,088	214,996,641	3,455,134,729
Other Federal Funds	359,433,118	77,855,535	437,288,653
Private Contributions	903,067	.....	903,067
County Funds	209,721	(209,721)	.....
Trust Funds	423,675,825	4,372,878	428,048,703
Interdept. Transfers	91,564,699	(193,516)	91,371,183
Revolving Funds	557,925,299	199,952,841	757,878,140
Other Funds	<u>21,216,288</u>	<u>.....</u>	<u>21,216,288</u>
Total	18,206,398,573	1,036,398,393	19,242,796,966

The distribution by department and the significant changes in the Operating Supplemental Budget by department are presented in the sections that follow.

**THE CAPITAL IMPROVEMENT PROGRAM BUDGET**

**General Obligation Bond Funds**

For **FY 24**, there were no proposed capital improvement program (CIP) adjustments for general obligation (G.O.) bond funds. The current G.O. bond fund and G.O. reimbursable (G.O.R.) bond fund appropriation level amount for FY 24 is \$887.2 million and \$9.9 million, respectively.

For **FY 25**, total proposed CIP adjustments for G.O. bond funds amount to a net increase of \$890.2 million, or 262.72% more than the total of the current G.O. bond fund appropriation level of \$338.9 million. The recommended G.O. bond fund amount for FY 25 is \$1.229 billion. There was no G.O.R. bond fund adjustment or appropriation for FY 25.

**All Means of Financing**

For **FY 24**, there were no proposed CIP adjustments for all MOF. The current appropriation level amount for FY 24 is \$2.933 billion.

For **FY 25**, total proposed CIP adjustments for all MOF amount to a net increase of \$2.842 billion, or 209.9% of the current level for all MOF of \$1.354 billion. The recommended amount for all MOF for FY 25 is \$4.196 billion.

Breakdowns by MOF are as follows:

<u>Means of Financing</u>	FY 24	FY 24	FY 24
	<u>Act 164/2023</u> <u>Appropriation</u> (\$)	<u>Proposed</u> <u>Adjustment</u> (\$)	<u>Recommended</u> <u>Appropriation</u> (\$)
General Funds	384,265,000	.....	384,265,000
Special Funds	22,335,000	.....	22,335,000
G.O. Bonds	887,237,000	.....	887,237,000
G.O.R. Bonds	9,900,000	.....	9,900,000
Revenue Bonds	1,008,919,000	.....	1,008,919,000
Federal Funds	405,973,000	.....	405,973,000
Other Federal Funds	108,391,000	.....	108,391,000
Private Contributions	20,000	.....	20,000
County Funds	40,775,000	.....	40,775,000
Trust Funds	.....	.....	.....
Interdept. Transfers	.....	.....	.....
Revolving Funds	.....	.....	.....
Other Funds	<u>65,231,000</u>	<u>.....</u>	<u>65,231,000</u>
<b>Total</b>	<b>2,933,046,000</b>	<b>.....</b>	<b>2,933,046,000</b>
<u>Means of Financing</u>	FY 25	FY 25	FY 25
	<u>Act 164/2023</u> <u>Appropriation</u> (\$)	<u>Proposed</u> <u>Adjustment</u> (\$)	<u>Recommended</u> <u>Appropriation</u> (\$)
General Funds	254,877,000	(106,200,000)	148,677,000
Special Funds	15,456,000	14,103,000	29,559,000
G.O. Bonds	338,880,000	890,213,000	1,229,093,000
G.O.R. Bonds	.....	.....	.....
Revenue Bonds	343,181,000	1,113,051,000	1,456,232,000
Federal Funds	244,846,000	899,157,000	1,144,003,000
Other Federal Funds	156,765,000	.....	156,765,000
Private Contributions	28,000	.....	28,000
County Funds	.....	.....	.....
Trust Funds	.....	.....	.....
Interdept. Transfers	.....	.....	.....
Revolving Funds	.....	.....	.....
Other Funds	<u>157,000</u>	<u>31,706,000</u>	<u>31,863,000</u>
<b>Total</b>	<b>1,354,190,000</b>	<b>2,842,030,000</b>	<b>4,196,220,000</b>

The distribution by department and the highlights of the CIP program by department are presented in the sections that follow.

## **B. THE GENERAL FUND EXPENDITURE CEILING**

By law, general fund appropriations must comply with the expenditure ceiling requirements that are set forth in Section 9 of Article VII of the Hawai'i State Constitution and Section 37-92 of the Hawai'i Revised Statutes (HRS).

At the aggregate level that includes all branches of government, the total proposed appropriations from the general fund exceed the FY 24 expenditure ceiling but is within the expenditure ceiling for FY 25.

For the Executive Branch, the total proposed appropriations from the general fund (which include the Executive Supplemental Budget for FB 2023-25 and other specific appropriation measures to be submitted) exceeds the appropriation ceiling by \$163 million (or 1.5%) in FY 24 but is within the appropriation ceiling for FY 25. In FY 24, the excess was deemed necessary to support education services and other public interests.

## **C. TAX REFUND OR CREDIT AND DEPOSIT TO THE EMERGENCY AND BUDGET RESERVE FUND**

Article VII, Section 6, of the Hawai'i State Constitution, requires that whenever the State general fund balance at the close of each of two successive fiscal years exceeds 5% of general fund revenues for each of the two fiscal years, the Legislature must provide for a tax refund or tax credit to the taxpayers of the State or make a deposit into one or more emergency funds, as provided by law.

Section 328L-3, HRS, provides that whenever general fund revenues for each of two successive fiscal years exceed revenues for each of the preceding fiscal years by 5%, 5%

of the general fund balance shall be deposited into the Emergency and Budget Reserve Fund.

For FY 22 and FY 23, general fund balances were greater than 5% of general fund revenues. However, it is important to note that the FY 22 and FY 23 general fund balances were adjusted to include certain transactions that were authorized for FY 22 and FY 23 but processed in the subsequent fiscal year. Due to a combination of timing issues with the enactment of the authorizing legislation and accounting system limitations, those transactions were processed in FY 23 and FY 24 but, for the purposes of the general fund financial plan, have been reflected as authorized in FY 22 and FY 23, respectively.

Although the general fund balance exceeded 5% of general fund revenues for FY 22 and FY 23, FY 22 and FY 23 total (tax and non-tax) general fund revenues did not exceed the respective previous year's revenues by 5% or more. Accordingly, the 2024 Legislature must provide for a tax refund or tax credit or make a deposit into one or more funds that serve as temporary supplemental sources of funding in times of emergency, economic downturn, or unforeseen reduction in revenues, or appropriate general funds for the prepayment of either or both of 1) debt service or 2) pension or other post-employment benefit liabilities.

## **D. THE DEBT LIMIT**

Section 13 of Article VII of the Hawai'i State Constitution places a debt limit on G.O. bonds that may be issued by the State. It has been determined that the total amount of principal and interest calculated on: a) all bonds issued and outstanding; b) all bonds authorized and unissued; and c) all bonds proposed in the Executive Supplemental Budget (including State guaranties) will not cause the debt limit to be exceeded at the time of each bond issuance.

This page is intentionally left blank

This page is intentionally left blank

**BUDGET IN BRIEF**  
**The FY 2025 Executive Supplemental Budget**

**Table of Contents**

	Page
<b>Governor's Message</b>	i - xxii
<b>The Operating and Capital Investment Budget - Statewide Summaries</b>	1 - 26
<b>The Operating and Capital Budget - Department Summaries and Highlights</b>	
Plan of Organization	29
Department of Accounting and General Services	30 - 33
Department of Agriculture	34 - 37
Department of the Attorney General	38 - 41
Department of Budget and Finance	42 - 45
Department of Business, Economic Development, and Tourism	46 - 49
Department of Commerce and Consumer Affairs	50 - 53
Department of Defense	54 - 57
Department of Education	58 - 65
Office of the Governor	66 - 69
Department of Hawaiian Home Lands	70 - 73
Department of Health	74 - 81
Department of Human Resources Development	82 - 85
Department of Human Services	86 - 89
Department of Labor and Industrial Relations	90 - 93
Department of Land and Natural Resources	94 - 97
Department of Law Enforcement	98 - 103
Office of the Lieutenant Governor	104 - 107
Department of Public Safety / Corrections and Rehabilitation	108 - 113
Department of Taxation	114 - 117
Department of Transportation	118 - 123
University of Hawaii	124 - 128
<b>Historical Information</b>	129 - 140

This page is intentionally left blank





---

# **The Operating and Capital Budget - Statewide Summaries**



**MULTI-YEAR FINANCIAL SUMMARY**  
**GENERAL FUND**  
**FISCAL YEARS 23 - 29**  
(in millions of dollars)

	<u>Adj. Act.*</u> <u>FY 23</u>	<u>Estimated</u> <u>FY 24</u>	<u>Estimated</u> <u>FY 25</u>	<u>Estimated</u> <u>FY 26</u>	<u>Estimated</u> <u>FY 27</u>	<u>Estimated</u> <u>FY 28</u>	<u>Estimated</u> <u>FY 29</u>
<b>REVENUES:</b>							
<b>Executive Branch:</b>	-1.7%	1.3%	5.2%	3.5%	3.5%	3.5%	3.5%
Tax revenues	9,200.3	9,319.9	9,804.5	10,147.7	10,502.9	10,870.5	11,250.9
Nontax revenues	965.4	841.2	852.7	872.3	877.9	901.1	917.2
Judicial Branch revenues	26.6	26.7	26.7	26.7	27.0	27.0	27.0
Other revenues	(0.1)	0.9	(68.3)	(86.2)	(114.1)	(141.2)	(95.7)
<b>TOTAL REVENUES</b>	<b>10,192.2</b>	<b>10,188.7</b>	<b>10,615.6</b>	<b>10,960.5</b>	<b>11,293.8</b>	<b>11,657.4</b>	<b>12,099.5</b>
<b>EXPENDITURES</b>							
<b>Executive Branch:</b>							
Operating	9,184.3	10,736.6	10,222.8	10,032.9	10,096.0	10,243.7	10,315.7
CIP	0.5	215.7	(136.3)	0.0	0.0	0.0	0.0
Specific appropriation/CB	1,567.6	377.6	203.0	259.6	292.3	300.4	300.3
Other expenditures/adjustments	4.4	51.2	235.6	148.9	148.9	48.9	48.9
<b>Sub-total - Exec Branch</b>	<b>10,756.8</b>	<b>11,381.1</b>	<b>10,525.1</b>	<b>10,441.3</b>	<b>10,537.2</b>	<b>10,593.0</b>	<b>10,664.8</b>
Legislative Branch	46.3	46.6	46.6	46.6	46.6	46.6	46.6
Judicial Branch	174.1	189.5	193.0	193.0	193.0	193.0	193.0
OHA	2.3	3.3	3.0	3.0	3.0	3.0	3.0
Counties	0.1	-	-	-	-	-	-
Lapses	(347.3)	(80.0)	(80.0)	(80.0)	(80.0)	(80.0)	(80.0)
<b>TOTAL EXPENDITURES</b>	<b>10,632.3</b>	<b>11,540.5</b>	<b>10,687.6</b>	<b>10,603.9</b>	<b>10,699.8</b>	<b>10,755.5</b>	<b>10,827.4</b>
<b>REV. OVER (UNDER) EXPEND.</b>	<b>(440.1)</b>	<b>(1,351.8)</b>	<b>(72.0)</b>	<b>356.6</b>	<b>594.0</b>	<b>901.9</b>	<b>1,272.1</b>
<b>CARRY-OVER BALANCE (DEFICIT)</b>							
Beginning	2,619.0	2,178.9	827.0	755.0	1,111.6	1,705.7	2,607.6
Ending	2,178.9	827.0	755.0	1,111.6	1,705.7	2,607.6	3,879.7
<hr/>							
<i>EBRF (adds \$500M in FY23, Act 115/22; adds \$500M in FY24, Act 164/23)</i>	973.7	1,512.9	1,570.7	1,629.4	1,690.1	1,752.8	1,817.8
<i>EBRF fund balance as % of prior yr revenues</i>	9.5%	14.8%	15.4%	15.2%	15.3%	15.4%	15.4%

\* unaudited

Note: Due to rounding, details may not add to totals

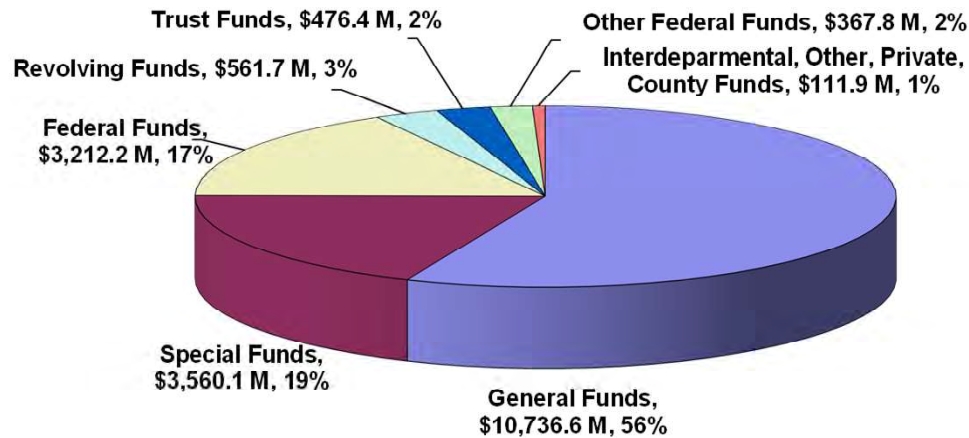
The budgetary General Fund resources, expenditures and balances above are presented on a modified cash-basis. The State's normal practice is to utilize this modified cash-basis methodology for budgetary and financial planning purposes. Due to a combination of timing issues with enactment of various laws and accounting system limitations, certain transactions authorized for a fiscal year were recorded in the following fiscal year by the Department of Accounting and General Services. However, the financial plan records appropriations in the fiscal year for which the appropriation was authorized. In contrast, the State's audited financial statements are prepared on a modified accrual basis. Consequently, the modified cash basis information presented in this table is not directly comparable to the modified accrual basis information presented in the State's audited financial statements, and the difference in reporting may vary substantially.

**FY 25 Supplemental Operating Budget  
Statewide Totals by Means of Financing**

	Act 164/2023 FY 2024	% of Total	Act 164/2023 FY 2025	% of Total	FY 2024 Adjustments	FY 2025 Adjustments	Total FY 2024	% of Total	Total FY 2025	% of Total
perm	36,951.80		36,727.30		-	152.50	36,951.80		36,879.80	
temp	2,666.47		2,663.97		-	(24.00)	2,666.47		2,639.97	
General Funds \$	10,736,611,097	56.4%	9,896,004,553	54.4%	-	326,769,171	10,736,611,097	56.4%	10,222,773,724	53.1%
perm	7,260.33		7,241.33		-	10.46	7,260.33		7,251.79	
temp	112.25		112.25		-	(0.75)	112.25		111.50	
Special Funds \$	3,560,088,942	18.7%	3,615,327,915	19.9%	-	212,854,564	3,560,088,942	18.7%	3,828,182,479	19.9%
perm	2,336.15		2,333.15		-	12.64	2,336.15		2,345.79	
temp	342.38		337.38		-	6.70	342.38		344.08	
Federal Funds \$	3,212,210,398	16.9%	3,240,138,088	17.8%	-	214,996,641	3,212,210,398	16.9%	3,455,134,729	18.0%
perm	435.00		434.60		-	1.40	435.00		436.00	
temp	263.30		261.80		-	(1.45)	263.30		260.35	
Other Federal Funds \$	367,837,341	1.9%	359,433,118	2.0%	-	77,855,535	367,837,341	1.9%	437,288,653	2.3%
perm	-		-		-	-	-		-	
temp	-		-		-	-	-		-	
Private Contributions \$	903,067	0.0%	903,067	0.0%	-	-	903,067	0.0%	903,067	0.0%
perm	-		-		-	-	-		-	
temp	3.00		3.00		-	(3.00)	3.00		-	
County Funds \$	209,721	0.0%	209,721	0.0%	-	(209,721)	209,721	0.0%	-	0.0%
perm	92.00		92.00		-	-	92.00		92.00	
temp	10.00		10.00		-	-	10.00		10.00	
Trust Funds \$	476,371,973	2.5%	423,675,825	2.3%	-	4,372,878	476,371,973	2.5%	428,048,703	2.2%
perm	357.20		273.60		-	(2.00)	357.20		271.60	
temp	44.60		34.10		-	-	44.60		34.10	
Interdepartmental Transfers \$	90,143,176	0.5%	91,564,699	0.5%	-	(193,516)	90,143,176	0.5%	91,371,183	0.5%
perm	-		-		-	-	-		-	
temp	-		-		-	-	-		-	
Am Rescue Plan Funds \$	-	0.0%	-	0.0%	-	-	-	0.0%	-	0.0%
perm	405.60		397.60		-	(1.75)	405.60		395.85	
temp	124.50		124.50		-	(4.50)	124.50		120.00	
Revolving Funds \$	561,717,926	3.0%	557,925,299	3.1%	-	199,952,841	561,717,926	3.0%	757,878,140	3.9%
perm	116.00		116.00		-	-	116.00		116.00	
temp	-		-		-	-	-		-	
Other Funds \$	20,677,825	0.1%	21,216,288	0.1%	-	-	20,677,825	0.1%	21,216,288	0.1%
perm	47,954.08		47,615.58		-	173.25	47,954.08		47,788.83	
temp	3,566.50		3,547.00		-	(27.00)	3,566.50		3,520.00	
TOTAL REQUIREMENTS \$	19,026,771,466	100.0%	18,206,398,573	100.0%	-	1,036,398,393	19,026,771,466	100.0%	19,242,796,966	100.0%

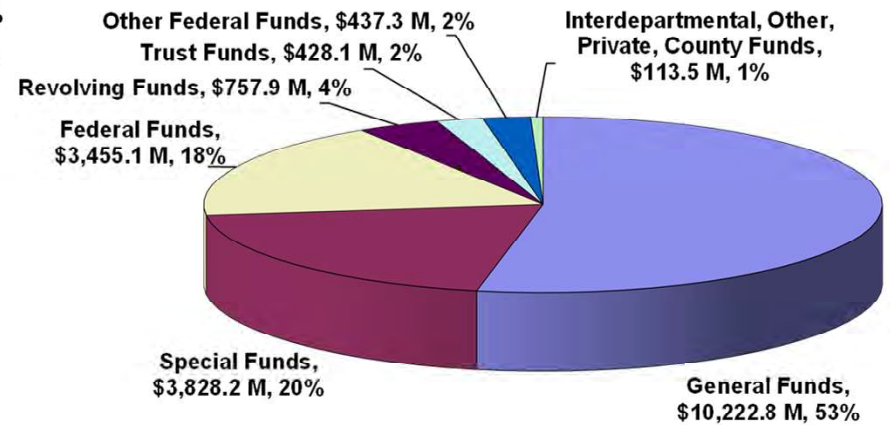
# FY 25 Supplemental Operating Budget Statewide Totals by Means of Financing

## FY 2024 Supplemental Budget



**Total \$19.0 B**

## FY 2025 Supplemental Budget



**Total \$19.2 B**

**FY 25 Supplemental Operating Budget  
Statewide Totals By Department - All Funds**

	Act 164/2023 FY 2024	% of Total	Act 164/2023 FY 2025	% of Total	FY 2024 Adjustments	FY 2025 Adjustments	Total FY 2024	% of Total	Total FY 2025	% of Total
	perm 808.50		808.50		-	21.00	808.50		829.50	
	temp 27.00		27.00		-	(15.00)	27.00		12.00	
Accounting and General Services	\$ 239,821,332	1.3%	210,305,745	1.2%	-	203,994,316	239,821,332	1.3%	414,300,061	2.2%
	perm 328.00		328.00		-	3.50	328.00		331.50	
	temp 14.50		14.50		-	(6.50)	14.50		8.00	
Agriculture	\$ 64,469,653	0.3%	57,640,628	0.3%	-	2,334,785	64,469,653	0.3%	59,975,413	0.3%
	perm 733.28		724.28		-	7.00	733.28		731.28	
	temp 58.50		47.50		-	-	58.50		47.50	
Attorney General	\$ 124,947,791	0.7%	118,308,376	0.6%	-	2,888,143	124,947,791	0.7%	121,196,519	0.6%
	perm 203.00		203.00		-	30.00	203.00		233.00	
	temp 138.00		138.00		-	3.00	138.00		141.00	
Business, Econ. Dev. & Tourism	\$ 552,699,622	2.9%	408,471,500	2.2%	-	(92,881,918)	552,699,622	2.9%	315,589,582	1.6%
	perm 387.50		387.50		-	1.00	387.50		388.50	
	temp -		-		-	-	-		-	
Budget and Finance	\$ 4,768,088,452	25.1%	4,268,076,034	23.4%	-	237,223,689	4,768,088,452	25.1%	4,505,299,723	23.4%
	perm 533.00		533.00		-	1.00	533.00		534.00	
	temp 18.00		18.00		-	-	18.00		18.00	
Commerce and Consumer Affairs	\$ 108,044,694	0.6%	109,944,699	0.6%	-	8,255,029	108,044,694	0.6%	118,199,728	0.6%
	perm 299.00		292.00		-	19.00	299.00		311.00	
	temp 220.00		211.50		-	1.00	220.00		212.50	
Defense	\$ 128,862,797	0.7%	119,257,487	0.7%	-	19,639,918	128,862,797	0.7%	138,897,405	0.7%
	perm 20,473.25		20,490.75		-	6.00	20,473.25		20,496.75	
	temp 2,147.00		2,147.00		-	-	2,147.00		2,147.00	
Education	\$ 2,519,605,541	13.2%	2,443,882,394	13.4%	-	111,566,265	2,519,605,541	13.2%	2,555,448,659	13.3%
	perm 28.00		88.00		-	-	28.00		88.00	
	temp -		-		-	-	-		-	
Charter Schools	\$ 136,065,632	0.7%	147,147,720	0.8%	-	15,709,042	136,065,632	0.7%	162,856,762	0.8%
	perm 566.50		566.50		-	-	566.50		566.50	
	temp -		-		-	-	-		-	
Public Libraries	\$ 48,558,615	0.3%	50,426,297	0.3%	-	1,434,756	48,558,615	0.3%	51,861,053	0.3%
	perm 30.00		30.00		-	-	30.00		30.00	
	temp 23.00		23.00		-	-	23.00		23.00	
Governor	\$ 5,341,153	0.0%	5,426,774	0.0%	-	-	5,341,153	0.0%	5,426,774	0.0%
	perm 204.00		204.00		-	-	204.00		204.00	
	temp 2.00		2.00		-	6.00	2.00		8.00	
Hawaiian Home Lands	\$ 65,311,961	0.3%	65,679,870	0.4%	-	20,194,533	65,311,961	0.3%	85,874,403	0.4%
	perm 2,954.72		2,961.72		-	30.50	2,954.72		2,992.22	
	temp 398.25		398.25		-	(15.50)	398.25		382.75	
Health	\$ 1,169,504,286	6.1%	1,263,694,001	6.9%	-	47,110,357	1,169,504,286	6.1%	1,310,804,358	6.8%
	perm 2,835.25		2,835.25		-	-	2,835.25		2,835.25	
	temp -		-		-	-	-		-	
Health - HHSC	\$ 837,908,325	4.4%	833,443,597	4.6%	-	232,500	837,908,325	4.4%	833,676,097	4.3%

**FY 25 Supplemental Operating Budget  
Statewide Totals By Department - All Funds**

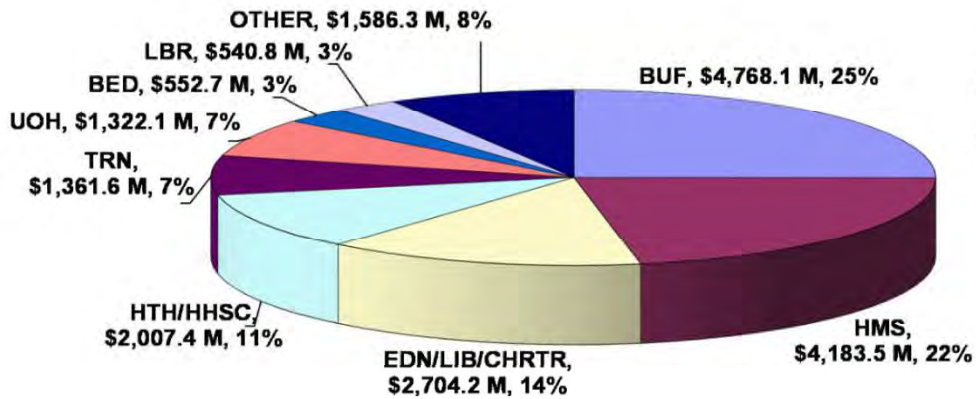
	Act 164/2023 FY 2024	% of Total	Act 164/2023 FY 2025	% of Total	FY 2024 Adjustments	FY 2025 Adjustments	Total FY 2024	% of Total	Total FY 2025	% of Total
perm	96.00		96.00		-	4.00	96.00		100.00	
temp	-		-		-	-	-		-	
Human Resources Development	\$ 34,142,948	0.2%	32,268,603	0.2%	-	939,892	34,142,948	0.2%	33,208,495	0.2%
perm	2,312.75		2,312.75		-	11.75	2,312.75		2,324.50	
temp	89.00		89.00		-	4.00	89.00		93.00	
Human Services	\$ 4,183,530,027	22.0%	4,218,499,535	23.2%	-	246,008,520	4,183,530,027	22.0%	4,464,508,055	23.2%
perm	529.00		529.00		-	1.00	529.00		530.00	
temp	19.50		19.50		-	(1.00)	19.50		18.50	
Law Enforcement	\$ 87,819,245	0.5%	65,238,306	0.4%	-	17,862,646	87,819,245	0.5%	83,100,952	0.4%
perm	541.50		541.50		-	-	541.50		541.50	
temp	64.50		64.50		-	-	64.50		64.50	
Labor and Industrial Relations	\$ 540,786,587	2.8%	450,269,243	2.5%	-	2,500,000	540,786,587	2.8%	452,769,243	2.4%
perm	1,061.00		1,086.00		-	3.00	1,061.00		1,089.00	
temp	49.00		49.00		-	-	49.00		49.00	
Land and Natural Resources	\$ 354,764,801	1.9%	253,494,187	1.4%	-	95,325,815	354,764,801	1.9%	348,820,002	1.8%
perm	17.00		17.00		-	-	17.00		17.00	
temp	-		-		-	-	-		-	
Lieutenant Governor	\$ 2,619,967	0.0%	2,665,231	0.0%	-	-	2,619,967	0.0%	2,665,231	0.0%
perm	3,030.60		2,615.60		-	-	3,030.60		2,615.60	
temp	46.00		46.00		-	(3.00)	46.00		43.00	
Public Safety	\$ 325,147,637	1.7%	318,718,244	1.8%	-	225,143	325,147,637	1.7%	318,943,387	1.7%
perm	-		-		-	-	-		-	
temp	-		-		-	-	-		-	
Subsidies	\$ -	0.0%	-	0.0%	-	-	-	0.0%	-	0.0%
perm	412.00		415.00		-	(1.00)	412.00		414.00	
temp	99.00		99.00		-	1.00	99.00		100.00	
Taxation	\$ 44,993,119	0.2%	42,029,076	0.2%	-	538,831	44,993,119	0.2%	42,567,907	0.2%
perm	2,770.00		2,750.00		-	1.00	2,770.00		2,751.00	
temp	35.00		35.00		-	(1.00)	35.00		34.00	
Transportation	\$ 1,361,602,667	7.2%	1,394,341,502	7.7%	-	65,468,327	1,361,602,667	7.2%	1,459,809,829	7.6%
perm	6,800.23		6,800.23		-	34.50	6,800.23		6,834.73	
temp	118.25		118.25		-	-	118.25		118.25	
University of Hawaii	\$ 1,322,134,614	6.9%	1,327,169,524	7.3%	-	29,827,804	1,322,134,614	6.9%	1,356,997,328	7.1%
perm	47,954.08		47,615.58		-	173.25	47,954.08		47,788.83	
temp	3,566.50		3,547.00		-	(27.00)	3,566.50		3,520.00	
<b>TOTAL REQUIREMENTS</b>	<b>\$ 19,026,771,466</b>	<b>100.0%</b>	<b>18,206,398,573</b>	<b>100.0%</b>	<b>-</b>	<b>1,036,398,393</b>	<b>19,026,771,466</b>	<b>100.0%</b>	<b>19,242,796,966</b>	<b>100.0%</b>

This page is intentionally left blank



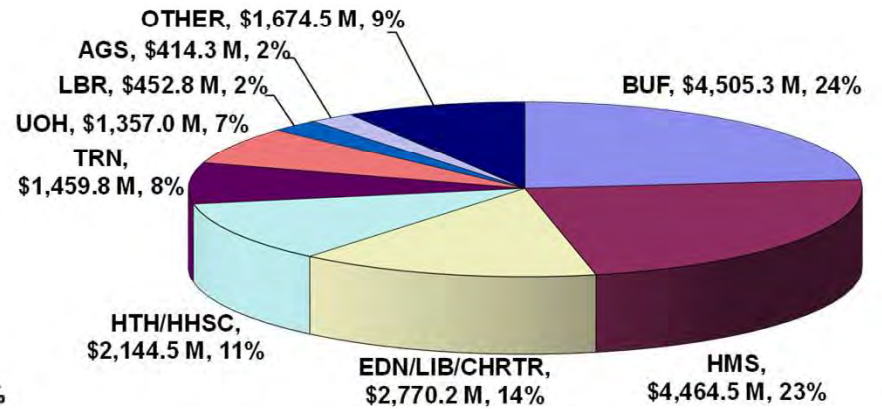
# FY 25 Supplemental Operating Budget Statewide Totals by Department - All Funds

## FY 2024 Supplemental Budget



**Total \$19.0 B**

## FY 2025 Supplemental Budget



**Total \$19.2 B**

**FY 25 Supplemental Operating Budget  
Statewide Totals By Department - General Funds**

	Act 164/2023 FY 2024	% of Total	Act 164/2023 FY 2025	% of Total	FY 2024 Adjustments	FY 2025 Adjustments	Total FY 2024	% of Total	Total FY 2025	% of Total
	perm 677.50		677.50		-	20.00	677.50		697.50	
	temp 22.00		22.00		-	(13.00)	22.00		9.00	
Accounting and General Services	\$ 162,509,241	1.5%	132,626,685	1.3%	-	4,083,821	162,509,241	1.5%	136,710,506	1.3%
	perm 204.68		204.68		-	4.50	204.68		209.18	
	temp -		-		-	-	-		-	
Agriculture	\$ 27,151,916	0.3%	20,005,346	0.2%	-	2,092,876	27,151,916	0.3%	22,098,222	0.2%
	perm 392.94		389.94		-	8.00	392.94		397.94	
	temp 18.51		18.51		-	0.50	18.51		19.01	
Attorney General	\$ 48,767,486	0.5%	45,149,158	0.5%	-	3,167,452	48,767,486	0.5%	48,316,610	0.5%
	perm 120.46		120.46		-	28.00	120.46		148.46	
	temp 46.00		46.00		-	-	46.00		46.00	
Business, Econ. Dev. & Tourism	\$ 395,480,200	3.7%	254,542,344	2.6%	-	(169,720,664)	395,480,200	3.7%	84,821,680	0.8%
	perm 200.50		200.50		-	-	200.50		200.50	
	temp -		-		-	-	-		-	
Budget and Finance	\$ 4,248,411,310	39.6%	3,750,588,858	37.9%	-	183,049,795	4,248,411,310	39.6%	3,933,638,653	38.5%
	perm -		-		-	-	-		-	
	temp -		-		-	-	-		-	
Commerce and Consumer Affairs	\$ 2,940,000	0.0%	2,940,000	0.0%	-	-	2,940,000	0.0%	2,940,000	0.0%
	perm 176.00		172.00		-	20.00	176.00		192.00	
	temp 96.25		93.75		-	-	96.25		93.75	
Defense	\$ 35,002,382	0.3%	31,473,765	0.3%	-	8,302,314	35,002,382	0.3%	39,776,079	0.4%
	perm 19,702.75		19,720.25		-	6.00	19,702.75		19,726.25	
	temp 2,007.50		2,007.50		-	-	2,007.50		2,007.50	
Education	\$ 2,124,901,834	19.8%	2,049,077,753	20.7%	-	111,566,265	2,124,901,834	19.8%	2,160,644,018	21.1%
	perm 21.12		81.12		-	-	21.12		81.12	
	temp -		-		-	-	-		-	
Charter Schools	\$ 129,223,632	1.2%	140,305,720	1.4%	-	15,709,042	129,223,632	1.2%	156,014,762	1.5%
	perm 566.50		566.50		-	-	566.50		566.50	
	temp -		-		-	-	-		-	
Public Libraries	\$ 43,193,371	0.4%	45,061,053	0.5%	-	800,000	43,193,371	0.4%	45,861,053	0.4%
	perm 30.00		30.00		-	-	30.00		30.00	
	temp 23.00		23.00		-	-	23.00		23.00	
Governor	\$ 5,341,153	0.0%	5,426,774	0.1%	-	-	5,341,153	0.0%	5,426,774	0.1%
	perm 200.00		200.00		-	-	200.00		200.00	
	temp -		-		-	-	-		-	
Hawaiian Home Lands	\$ 26,428,191	0.2%	26,796,100	0.3%	-	20,000,000	26,428,191	0.2%	46,796,100	0.5%
	perm 94.00		94.00		-	4.00	94.00		98.00	
	temp -		-		-	-	-		-	
Human Resources Development	\$ 28,269,622	0.3%	26,390,623	0.3%	-	939,892	28,269,622	0.3%	27,330,515	0.3%

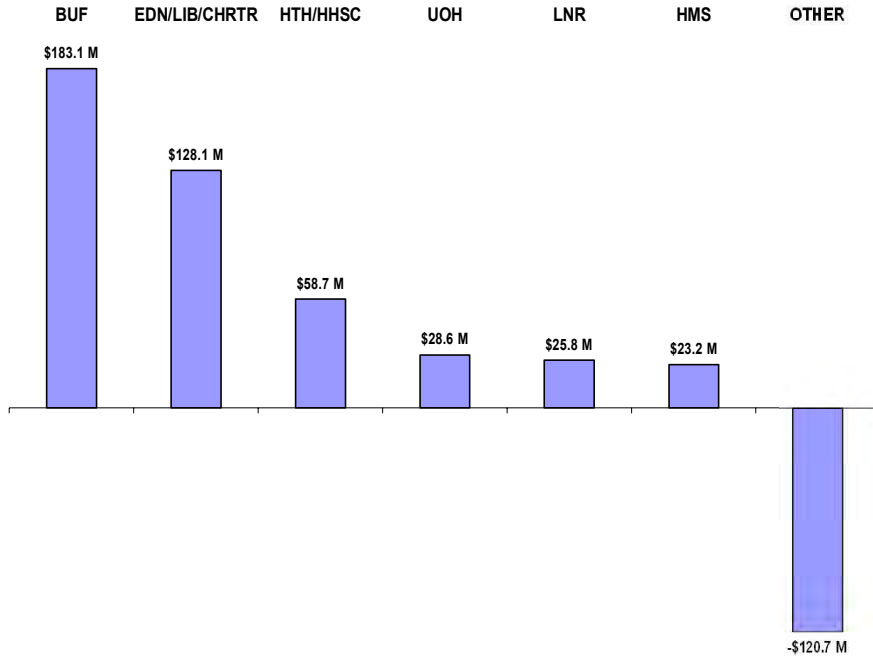
**FY 25 Supplemental Operating Budget  
Statewide Totals By Department - General Funds**

	Act 164/2023 FY 2024	% of Total	Act 164/2023 FY 2025	% of Total	FY 2024 Adjustments	FY 2025 Adjustments	Total FY 2024	% of Total	Total FY 2025	% of Total
perm	1,240.73		1,240.73		-	8.00	1,240.73		1,248.73	
temp	15.50		15.50		-	(1.00)	15.50		14.50	
Human Services	\$ 1,440,535,123	13.4%	1,475,717,885	14.9%	-	23,178,227	1,440,535,123	13.4%	1,498,896,112	14.7%
perm	2,458.62		2,462.62		-	21.50	2,458.62		2,484.12	
temp	189.50		189.50		-	(11.50)	189.50		178.00	
Health	\$ 542,045,218	5.0%	565,500,389	5.7%	-	58,477,572	542,045,218	5.0%	623,977,961	6.1%
perm	-		-		-	-	-		-	
temp	-		-		-	-	-		-	
Health - HHSC	\$ 204,275,303	1.9%	185,458,303	1.9%	-	232,500	204,275,303	1.9%	185,690,803	1.8%
perm	415.00		415.00		-	-	415.00		415.00	
temp	8.50		8.50		-	-	8.50		8.50	
Law Enforcement	\$ 72,977,198	0.7%	41,499,479	0.4%	-	4,500,250	72,977,198	0.7%	45,999,729	0.4%
perm	194.73		194.73		-	-	194.73		194.73	
temp	14.96		14.96		-	-	14.96		14.96	
Labor and Industrial Relations	\$ 67,138,283	0.6%	26,686,049	0.3%	-	-	67,138,283	0.6%	26,686,049	0.3%
perm	719.25		744.25		-	3.00	719.25		747.25	
temp	26.50		26.50		-	-	26.50		26.50	
Land and Natural Resources	\$ 168,046,621	1.6%	109,708,744	1.1%	-	25,796,350	168,046,621	1.6%	135,505,094	1.3%
perm	17.00		17.00		-	-	17.00		17.00	
temp	-		-		-	-	-		-	
Lieutenant Governor	\$ 2,319,967	0.0%	2,365,231	0.0%	-	-	2,319,967	0.0%	2,365,231	0.0%
perm	2,936.60		2,609.60		-	-	2,936.60		2,609.60	
temp	-		-		-	-	-		-	
Public Safety	\$ 302,597,771	2.8%	303,134,846	3.1%	-	434,864	302,597,771	2.8%	303,569,710	3.0%
perm	-		-		-	-	-		-	
temp	-		-		-	-	-		-	
Subsidies	\$ -	0.0%	-	0.0%	-	-	-	0.0%	-	0.0%
perm	412.00		415.00		-	(1.00)	412.00		414.00	
temp	86.00		86.00		-	1.00	86.00		87.00	
Taxation	\$ 41,389,717	0.4%	38,401,456	0.4%	-	538,831	41,389,717	0.4%	38,940,287	0.4%
perm	-		-		-	-	-		-	
temp	-		-		-	-	-		-	
Transportation	\$ 3,600,000	0.0%	-	0.0%	-	5,000,000	3,600,000	0.0%	5,000,000	0.0%
perm	6,171.42		6,171.42		-	30.50	6,171.42		6,201.92	
temp	112.25		112.25		-	-	112.25		112.25	
University of Hawaii	\$ 614,065,558	5.7%	617,147,992	6.2%	-	28,619,784	614,065,558	5.7%	645,767,776	6.3%
perm	36,951.80		36,727.30		-	152.50	36,951.80		36,879.80	
temp	2,666.47		2,663.97		-	(24.00)	2,666.47		2,639.97	
<b>TOTAL REQUIREMENTS</b>	<b>\$ 10,736,611,097</b>	<b>100.0%</b>	<b>9,896,004,553</b>	<b>100.0%</b>	<b>-</b>	<b>326,769,171</b>	<b>10,736,611,097</b>	<b>100.0%</b>	<b>10,222,773,724</b>	<b>100.0%</b>

This page is intentionally left blank

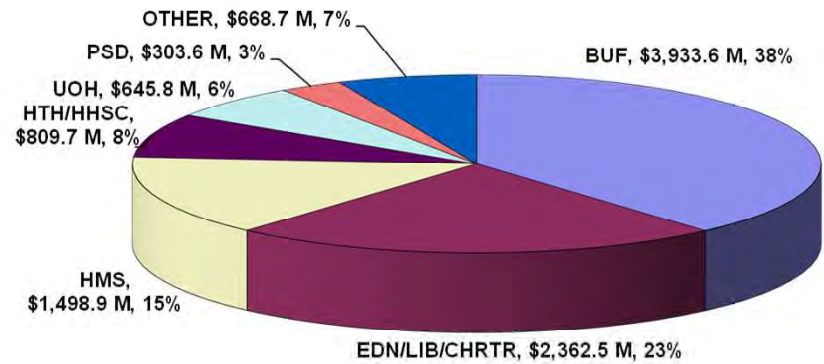
# FY 25 Supplemental Operating Budget Statewide Totals by Department - General Fund

## FY 2025 Supplemental Budget Adjustments



**Total \$326.8 M**

## FY 2025 Supplemental Budget



**Total \$10.2 B**

**FY 24 Operating Budget  
Statewide Position Ceiling Totals By Department By Means of Financing**

		General Fund	Special Funds	Federal Funds	Other Fed Funds	Private Contrib Funds	County Funds	Trust Funds	Inter-Dept Trsfs Funds	Am Rescue Pln Funds	Revolving Funds	Other Funds	Total by Dept
	Perm	677.50	32.00	5.00	-	-	-	-	44.00	-	50.00	-	808.50
	Temp	22.00	3.00	1.00	-	-	-	1.00	-	-	-	-	27.00
<b>Accounting &amp; General Services</b>	<b>Total</b>	<b>699.50</b>	<b>35.00</b>	<b>6.00</b>	<b>-</b>	<b>-</b>	<b>-</b>	<b>1.00</b>	<b>44.00</b>	<b>-</b>	<b>50.00</b>	<b>-</b>	<b>835.50</b>
	Perm	204.68	92.82	0.75	3.25	-	-	1.00	-	-	25.50	-	328.00
	Temp	-	-	-	6.00	-	-	-	-	-	8.50	-	14.50
<b>Agriculture</b>	<b>Total</b>	<b>204.68</b>	<b>92.82</b>	<b>0.75</b>	<b>9.25</b>	<b>-</b>	<b>-</b>	<b>1.00</b>	<b>-</b>	<b>-</b>	<b>34.00</b>	<b>-</b>	<b>342.50</b>
	Perm	392.94	31.40	-	159.64	-	-	1.00	118.20	-	30.10	-	733.28
	Temp	18.51	1.00	5.73	1.66	-	-	-	29.60	-	2.00	-	58.50
<b>Attorney General</b>	<b>Total</b>	<b>411.45</b>	<b>32.40</b>	<b>5.73</b>	<b>161.30</b>	<b>-</b>	<b>-</b>	<b>1.00</b>	<b>147.80</b>	<b>-</b>	<b>32.10</b>	<b>-</b>	<b>791.78</b>
	Perm	120.46	45.50	6.00	8.04	-	-	-	-	-	23.00	-	203.00
	Temp	46.00	24.00	7.00	10.00	-	-	-	-	-	51.00	-	138.00
<b>Business, Econ. Dev. &amp; Tourism</b>	<b>Total</b>	<b>166.46</b>	<b>69.50</b>	<b>13.00</b>	<b>18.04</b>	<b>-</b>	<b>-</b>	<b>-</b>	<b>-</b>	<b>-</b>	<b>74.00</b>	<b>-</b>	<b>341.00</b>
	Perm	200.50	-	-	-	-	-	71.00	-	-	-	116.00	387.50
	Temp	-	-	-	-	-	-	-	-	-	-	-	-
<b>Budget and Finance</b>	<b>Total</b>	<b>200.50</b>	<b>-</b>	<b>-</b>	<b>-</b>	<b>-</b>	<b>-</b>	<b>71.00</b>	<b>-</b>	<b>-</b>	<b>-</b>	<b>116.00</b>	<b>387.50</b>
	Perm	-	525.00	-	-	-	-	8.00	-	-	-	-	533.00
	Temp	-	14.00	-	-	-	-	4.00	-	-	-	-	18.00
<b>Commerce &amp; Consumer Affairs</b>	<b>Total</b>	<b>-</b>	<b>539.00</b>	<b>-</b>	<b>-</b>	<b>-</b>	<b>-</b>	<b>12.00</b>	<b>-</b>	<b>-</b>	<b>-</b>	<b>-</b>	<b>551.00</b>
	Perm	176.00	-	4.00	119.00	-	-	-	-	-	-	-	299.00
	Temp	96.25	-	5.00	116.75	-	-	-	-	-	2.00	-	220.00
<b>Defense</b>	<b>Total</b>	<b>272.25</b>	<b>-</b>	<b>9.00</b>	<b>235.75</b>	<b>-</b>	<b>-</b>	<b>-</b>	<b>-</b>	<b>-</b>	<b>2.00</b>	<b>-</b>	<b>519.00</b>
	Perm	19,702.75	23.00	720.50	-	-	-	-	-	-	27.00	-	20,473.25
	Temp	2,007.50	-	136.50	1.00	-	-	-	-	-	2.00	-	2,147.00
<b>Education</b>	<b>Total</b>	<b>21,710.25</b>	<b>23.00</b>	<b>857.00</b>	<b>1.00</b>	<b>-</b>	<b>-</b>	<b>-</b>	<b>-</b>	<b>-</b>	<b>29.00</b>	<b>-</b>	<b>22,620.25</b>
	Perm	21.12	-	6.88	-	-	-	-	-	-	-	-	28.00
	Temp	-	-	-	-	-	-	-	-	-	-	-	-
<b>Charter Schools</b>	<b>Total</b>	<b>21.12</b>	<b>-</b>	<b>6.88</b>	<b>-</b>	<b>-</b>	<b>-</b>	<b>-</b>	<b>-</b>	<b>-</b>	<b>-</b>	<b>-</b>	<b>28.00</b>
	Perm	566.50	-	-	-	-	-	-	-	-	-	-	566.50
	Temp	-	-	-	-	-	-	-	-	-	-	-	-
<b>Public Libraries</b>	<b>Total</b>	<b>566.50</b>	<b>-</b>	<b>-</b>	<b>-</b>	<b>-</b>	<b>-</b>	<b>-</b>	<b>-</b>	<b>-</b>	<b>-</b>	<b>-</b>	<b>566.50</b>
	Perm	30.00	-	-	-	-	-	-	-	-	-	-	30.00
	Temp	23.00	-	-	-	-	-	-	-	-	-	-	23.00
<b>Governor</b>	<b>Total</b>	<b>53.00</b>	<b>-</b>	<b>-</b>	<b>-</b>	<b>-</b>	<b>-</b>	<b>-</b>	<b>-</b>	<b>-</b>	<b>-</b>	<b>-</b>	<b>53.00</b>
	Perm	200.00	-	4.00	-	-	-	-	-	-	-	-	204.00
	Temp	-	-	2.00	-	-	-	-	-	-	-	-	2.00
<b>Hawaiian Home Lands</b>	<b>Total</b>	<b>200.00</b>	<b>-</b>	<b>6.00</b>	<b>-</b>	<b>-</b>	<b>-</b>	<b>-</b>	<b>-</b>	<b>-</b>	<b>-</b>	<b>-</b>	<b>206.00</b>
	Perm	1,240.73	1.56	993.46	-	-	-	-	-	-	77.00	-	2,312.75
	Temp	15.50	-	56.50	-	-	-	-	-	-	17.00	-	89.00
<b>Human Services</b>	<b>Total</b>	<b>1,256.23</b>	<b>1.56</b>	<b>1,049.96</b>	<b>-</b>	<b>-</b>	<b>-</b>	<b>-</b>	<b>-</b>	<b>-</b>	<b>94.00</b>	<b>-</b>	<b>2,401.75</b>

**FY 24 Operating Budget  
Statewide Position Ceiling Totals By Department By Means of Financing**

		General Fund	Special Funds	Federal Funds	Other Fed Funds	Private Contrib Funds	County Funds	Trust Funds	Inter-Dept Trsfs Funds	Am Rescue Pln Funds	Revolving Funds	Other Funds	Total by Dept
	Perm	94.00	-	-	-	-	-	-	2.00	-	-	-	96.00
	Temp	-	-	-	-	-	-	-	-	-	-	-	-
Human Resources Development	Total	94.00	-	-	-	-	-	-	2.00	-	-	-	96.00
	Perm	2,458.62	153.35	192.55	85.20	-	-	-	11.00	-	54.00	-	2,954.72
	Temp	189.50	16.00	78.90	110.85	-	-	-	3.00	-	-	-	398.25
Health	Total	2,648.12	169.35	271.45	196.05	-	-	-	14.00	-	54.00	-	3,352.97
	Perm	-	2,835.25	-	-	-	-	-	-	-	-	-	2,835.25
	Temp	-	-	-	-	-	-	-	-	-	-	-	-
Health - HHSC	Total	-	2,835.25	-	-	-	-	-	-	-	-	-	2,835.25
	Perm	415.00	1.00	3.00	-	-	-	-	102.00	-	8.00	-	529.00
	Temp	8.50	-	5.00	1.00	-	-	-	5.00	-	-	-	19.50
Law Enforcement	Total	423.50	1.00	8.00	1.00	-	-	-	107.00	-	8.00	-	548.50
	Perm	194.73	-	263.70	53.07	-	-	11.00	-	-	19.00	-	541.50
	Temp	14.96	-	38.00	6.54	-	-	5.00	-	-	-	-	64.50
Labor and Industrial Relations	Total	209.69	-	301.70	59.61	-	-	16.00	-	-	19.00	-	606.00
	Perm	719.25	285.00	47.75	6.00	-	-	-	-	-	3.00	-	1,061.00
	Temp	26.50	5.25	1.75	8.50	-	-	-	7.00	-	-	-	49.00
Land and Natural Resources	Total	745.75	290.25	49.50	14.50	-	-	-	7.00	-	3.00	-	1,110.00
	Perm	17.00	-	-	-	-	-	-	-	-	-	-	17.00
	Temp	-	-	-	-	-	-	-	-	-	-	-	-
Lieutenant Governor	Total	17.00	-	-	-	-	-	-	-	-	-	-	17.00
	Perm	2,936.60	4.00	-	-	-	-	-	80.00	-	10.00	-	3,030.60
	Temp	-	-	-	1.00	-	3.00	-	-	-	42.00	-	46.00
Public Safety	Total	2,936.60	4.00	-	1.00	-	3.00	-	80.00	-	52.00	-	3,076.60
	Perm	-	-	-	-	-	-	-	-	-	-	-	-
	Temp	-	-	-	-	-	-	-	-	-	-	-	-
Subsidies	Total	-	-	-	-	-	-	-	-	-	-	-	-
	Perm	412.00	-	-	-	-	-	-	-	-	-	-	412.00
	Temp	86.00	13.00	-	-	-	-	-	-	-	-	-	99.00
Taxation	Total	498.00	13.00	-	-	-	-	-	-	-	-	-	511.00
	Perm	-	2,762.20	7.00	0.80	-	-	-	-	-	-	-	2,770.00
	Temp	-	34.00	1.00	-	-	-	-	-	-	-	-	35.00
Transportation	Total	-	2,796.20	8.00	0.80	-	-	-	-	-	-	-	2,805.00
	Perm	6,171.42	468.25	81.56	-	-	-	-	-	-	79.00	-	6,800.23
	Temp	112.25	2.00	4.00	-	-	-	-	-	-	-	-	118.25
University of Hawaii	Total	6,283.67	470.25	85.56	-	-	-	-	-	-	79.00	-	6,918.48
	Perm	36,951.80	7,260.33	2,336.15	435.00	-	-	92.00	357.20	-	405.60	116.00	47,954.08
	Temp	2,666.47	112.25	342.38	263.30	-	3.00	10.00	44.60	-	124.50	-	3,566.50
TOTAL POSITION CEILING	Total	39,618.27	7,372.58	2,678.53	698.30	-	3.00	102.00	401.80	-	530.10	116.00	51,520.58

**FY 25 Operating Budget  
Statewide Position Ceiling Totals By Department By Means of Financing**

		General Fund	Special Funds	Federal Funds	Other Fed Funds	Private Contrib Funds	County Funds	Trust Funds	Inter-Dept Trsfs Funds	Am Rescue Pln Funds	Revolving Funds	Other Funds	Total by Dept
	Perm	697.50	34.00	5.00	-	-	-	-	43.00	-	50.00	-	829.50
	Temp	9.00	1.00	1.00	-	-	-	1.00	-	-	-	-	12.00
<b>Accounting &amp; General Services</b>	<b>Total</b>	<b>706.50</b>	<b>35.00</b>	<b>6.00</b>	<b>-</b>	<b>-</b>	<b>-</b>	<b>1.00</b>	<b>43.00</b>	<b>-</b>	<b>50.00</b>	<b>-</b>	<b>841.50</b>
	Perm	209.18	92.82	0.75	3.25	-	-	-	-	-	25.50	-	331.50
	Temp	-	-	-	6.00	-	-	-	-	-	2.00	-	8.00
<b>Agriculture</b>	<b>Total</b>	<b>209.18</b>	<b>92.82</b>	<b>0.75</b>	<b>9.25</b>	<b>-</b>	<b>-</b>	<b>-</b>	<b>-</b>	<b>-</b>	<b>27.50</b>	<b>-</b>	<b>339.50</b>
	Perm	397.94	29.40	-	159.24	-	-	1.00	113.60	-	30.10	-	731.28
	Temp	19.01	1.00	5.23	1.16	-	-	-	19.10	-	2.00	-	47.50
<b>Attorney General</b>	<b>Total</b>	<b>416.95</b>	<b>30.40</b>	<b>5.23</b>	<b>160.40</b>	<b>-</b>	<b>-</b>	<b>1.00</b>	<b>132.70</b>	<b>-</b>	<b>32.10</b>	<b>-</b>	<b>778.78</b>
	Perm	148.46	45.50	6.00	8.04	-	-	-	-	-	25.00	-	233.00
	Temp	46.00	25.25	7.00	11.75	-	-	-	-	-	51.00	-	141.00
<b>Business, Econ. Dev. &amp; Tourism</b>	<b>Total</b>	<b>194.46</b>	<b>70.75</b>	<b>13.00</b>	<b>19.79</b>	<b>-</b>	<b>-</b>	<b>-</b>	<b>-</b>	<b>-</b>	<b>76.00</b>	<b>-</b>	<b>374.00</b>
	Perm	200.50	-	-	-	-	-	72.00	-	-	-	116.00	388.50
	Temp	-	-	-	-	-	-	-	-	-	-	-	-
<b>Budget and Finance</b>	<b>Total</b>	<b>200.50</b>	<b>-</b>	<b>-</b>	<b>-</b>	<b>-</b>	<b>-</b>	<b>72.00</b>	<b>-</b>	<b>-</b>	<b>-</b>	<b>116.00</b>	<b>388.50</b>
	Perm	-	526.00	-	-	-	-	8.00	-	-	-	-	534.00
	Temp	-	14.00	-	-	-	-	4.00	-	-	-	-	18.00
<b>Commerce &amp; Consumer Affairs</b>	<b>Total</b>	<b>-</b>	<b>540.00</b>	<b>-</b>	<b>-</b>	<b>-</b>	<b>-</b>	<b>12.00</b>	<b>-</b>	<b>-</b>	<b>-</b>	<b>-</b>	<b>552.00</b>
	Perm	192.00	-	-	119.00	-	-	-	-	-	-	-	311.00
	Temp	93.75	-	1.00	115.75	-	-	-	-	-	2.00	-	212.50
<b>Defense</b>	<b>Total</b>	<b>285.75</b>	<b>-</b>	<b>1.00</b>	<b>234.75</b>	<b>-</b>	<b>-</b>	<b>-</b>	<b>-</b>	<b>-</b>	<b>2.00</b>	<b>-</b>	<b>523.50</b>
	Perm	19,726.25	23.00	720.50	-	-	-	-	-	-	27.00	-	20,496.75
	Temp	2,007.50	-	136.50	1.00	-	-	-	-	-	2.00	-	2,147.00
<b>Education</b>	<b>Total</b>	<b>21,733.75</b>	<b>23.00</b>	<b>857.00</b>	<b>1.00</b>	<b>-</b>	<b>-</b>	<b>-</b>	<b>-</b>	<b>-</b>	<b>29.00</b>	<b>-</b>	<b>22,643.75</b>
	Perm	81.12	-	6.88	-	-	-	-	-	-	-	-	88.00
	Temp	-	-	-	-	-	-	-	-	-	-	-	-
<b>Charter Schools</b>	<b>Total</b>	<b>81.12</b>	<b>-</b>	<b>6.88</b>	<b>-</b>	<b>-</b>	<b>-</b>	<b>-</b>	<b>-</b>	<b>-</b>	<b>-</b>	<b>-</b>	<b>88.00</b>
	Perm	566.50	-	-	-	-	-	-	-	-	-	-	566.50
	Temp	-	-	-	-	-	-	-	-	-	-	-	-
<b>Public Libraries</b>	<b>Total</b>	<b>566.50</b>	<b>-</b>	<b>-</b>	<b>-</b>	<b>-</b>	<b>-</b>	<b>-</b>	<b>-</b>	<b>-</b>	<b>-</b>	<b>-</b>	<b>566.50</b>
	Perm	30.00	-	-	-	-	-	-	-	-	-	-	30.00
	Temp	23.00	-	-	-	-	-	-	-	-	-	-	23.00
<b>Governor</b>	<b>Total</b>	<b>53.00</b>	<b>-</b>	<b>-</b>	<b>-</b>	<b>-</b>	<b>-</b>	<b>-</b>	<b>-</b>	<b>-</b>	<b>-</b>	<b>-</b>	<b>53.00</b>
	Perm	200.00	-	4.00	-	-	-	-	-	-	-	-	204.00
	Temp	-	-	8.00	-	-	-	-	-	-	-	-	8.00
<b>Hawaiian Home Lands</b>	<b>Total</b>	<b>200.00</b>	<b>-</b>	<b>12.00</b>	<b>-</b>	<b>-</b>	<b>-</b>	<b>-</b>	<b>-</b>	<b>-</b>	<b>-</b>	<b>-</b>	<b>212.00</b>
	Perm	1,248.73	1.87	1,000.90	-	-	-	-	-	-	73.00	-	2,324.50
	Temp	14.50	-	59.50	-	-	-	-	-	-	19.00	-	93.00
<b>Human Services</b>	<b>Total</b>	<b>1,263.23</b>	<b>1.87</b>	<b>1,060.40</b>	<b>-</b>	<b>-</b>	<b>-</b>	<b>-</b>	<b>-</b>	<b>-</b>	<b>92.00</b>	<b>-</b>	<b>2,417.50</b>



**FY 25 Operating Budget  
Statewide Position Ceiling Totals By Department By Means of Financing**

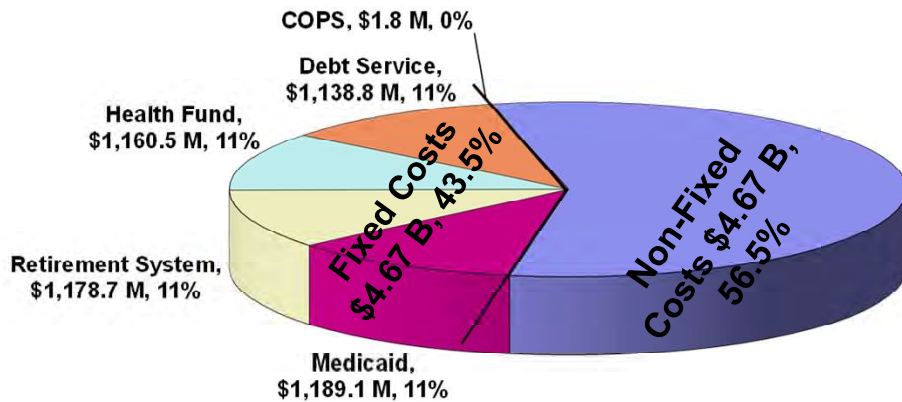
		General Fund	Special Funds	Federal Funds	Other Fed Funds	Private Contrib Funds	County Funds	Trust Funds	Inter-Dept Trsfs Funds	Am Rescue Pln Funds	Revolving Funds	Other Funds	Total by Dept
	Perm	98.00	-	-	-	-	-	-	2.00	-	-	-	100.00
	Temp	-	-	-	-	-	-	-	-	-	-	-	-
Human Resources Development	Total	98.00	-	-	-	-	-	-	2.00	-	-	-	100.00
	Perm	2,484.12	158.50	197.75	86.60	-	-	-	11.00	-	54.25	-	2,992.22
	Temp	178.00	17.00	77.10	107.65	-	-	-	3.00	-	-	-	382.75
Health	Total	2,662.12	175.50	274.85	194.25	-	-	-	14.00	-	54.25	-	3,374.97
	Perm	-	2,835.25	-	-	-	-	-	-	-	-	-	2,835.25
	Temp	-	-	-	-	-	-	-	-	-	-	-	-
Health - HHSC	Total	-	2,835.25	-	-	-	-	-	-	-	-	-	2,835.25
	Perm	415.00	1.00	4.00	-	-	-	-	102.00	-	8.00	-	530.00
	Temp	8.50	-	4.00	1.00	-	-	-	5.00	-	-	-	18.50
Law Enforcement	Total	423.50	1.00	8.00	1.00	-	-	-	107.00	-	8.00	-	548.50
	Perm	194.73	-	263.70	53.07	-	-	11.00	-	-	19.00	-	541.50
	Temp	14.96	-	38.00	6.54	-	-	5.00	-	-	-	-	64.50
Labor and Industrial Relations	Total	209.69	-	301.70	59.61	-	-	16.00	-	-	19.00	-	606.00
	Perm	747.25	285.00	47.75	6.00	-	-	-	-	-	3.00	-	1,089.00
	Temp	26.50	5.25	1.75	8.50	-	-	-	7.00	-	-	-	49.00
Land and Natural Resources	Total	773.75	290.25	49.50	14.50	-	-	-	7.00	-	3.00	-	1,138.00
	Perm	17.00	-	-	-	-	-	-	-	-	-	-	17.00
	Temp	-	-	-	-	-	-	-	-	-	-	-	-
Lieutenant Governor	Total	17.00	-	-	-	-	-	-	-	-	-	-	17.00
	Perm	2,609.60	4.00	-	-	-	-	-	-	-	2.00	-	2,615.60
	Temp	-	-	-	1.00	-	-	-	-	-	42.00	-	43.00
Public Safety	Total	2,609.60	4.00	-	1.00	-	-	-	-	-	44.00	-	2,658.60
	Perm	-	-	-	-	-	-	-	-	-	-	-	-
	Temp	-	-	-	-	-	-	-	-	-	-	-	-
Subsidies	Total	-	-	-	-	-	-	-	-	-	-	-	-
	Perm	414.00	-	-	-	-	-	-	-	-	-	-	414.00
	Temp	87.00	13.00	-	-	-	-	-	-	-	-	-	100.00
Taxation	Total	501.00	13.00	-	-	-	-	-	-	-	-	-	514.00
	Perm	-	2,743.20	7.00	0.80	-	-	-	-	-	-	-	2,751.00
	Temp	-	33.00	1.00	-	-	-	-	-	-	-	-	34.00
Transportation	Total	-	2,776.20	8.00	0.80	-	-	-	-	-	-	-	2,785.00
	Perm	6,201.92	472.25	81.56	-	-	-	-	-	-	79.00	-	6,834.73
	Temp	112.25	2.00	4.00	-	-	-	-	-	-	-	-	118.25
University of Hawaii	Total	6,314.17	474.25	85.56	-	-	-	-	-	-	79.00	-	6,952.98
	Perm	36,879.80	7,251.79	2,345.79	436.00	-	-	92.00	271.60	-	395.85	116.00	47,788.83
	Temp	2,639.97	111.50	344.08	260.35	-	-	10.00	34.10	-	120.00	-	3,520.00
TOTAL POSITION CEILING	Total	39,519.77	7,363.29	2,689.87	696.35	-	-	102.00	305.70	-	515.85	116.00	51,308.83

**FY 25 Supplemental Operating Budget  
Statewide Totals by Fixed vs. Non-Fixed  
General Funds**

<b>Fixed:</b>	<b>FY 2024</b>	<b>as % of Ttl</b>	<b>FY 2025</b>	<b>as % of Ttl</b>
Medicaid	1,189,056,099	11.1%	1,228,735,099	12.0%
Health Fund	1,160,450,475	10.8%	1,195,320,896	11.7%
Retirement System	1,178,674,986	11.0%	1,243,228,505	12.2%
Debt Service	1,138,771,074	10.6%	1,256,711,456	12.3%
Certificate of Participation	1,750,000	0.0%	1,750,000	0.0%
Fixed Sub-total:	4,668,702,634	43.5%	4,925,745,956	48.2%
<b>Non-Fixed:</b>	<b>FY 2024</b>	<b>as % of Ttl</b>	<b>FY 2025</b>	<b>as % of Ttl</b>
Accounting & General Svcs	162,509,241	1.5%	136,710,506	1.3%
Agriculture	27,151,916	0.3%	22,098,222	0.2%
Attorney General	48,767,486	0.5%	48,316,610	0.5%
Business, Econ. Dev. & Tourism	395,480,200	3.7%	84,821,680	0.8%
Budget and Finance	770,514,775	7.2%	238,377,796	2.3%
Commerce & Consumer Affairs	2,940,000	0.0%	2,940,000	0.0%
Defense	35,002,382	0.3%	39,776,079	0.4%
Education	2,124,901,834	19.8%	2,160,644,018	21.1%
Charter Schools	129,223,632	1.2%	156,014,762	1.5%
Public Libraries	43,193,371	0.4%	45,861,053	0.4%
Governor	5,341,153	0.0%	5,426,774	0.1%
Hawaiian Home Lands	24,678,191	0.2%	45,046,100	0.4%
Health	542,045,218	5.0%	623,977,961	6.1%
HHSC	204,275,303	1.9%	185,690,803	1.8%
Human Resources Development	28,269,622	0.3%	27,330,515	0.3%
Human Services	251,479,024	2.3%	270,161,013	2.6%
Law Enforcement	72,977,198	0.7%	45,999,729	0.4%
Labor and Industrial Relations	67,138,283	0.6%	26,686,049	0.3%
Land and Natural Resources	168,046,621	1.6%	135,505,094	1.3%
Lieutenant Governor	2,319,967	0.0%	2,365,231	0.0%
Public Safety	302,597,771	2.8%	303,569,710	3.0%
Subsidies	-	0.0%	-	0.0%
Taxation	41,389,717	0.4%	38,940,287	0.4%
Transportation	3,600,000	0.0%	5,000,000	0.0%
University of Hawaii	614,065,558	5.7%	645,767,776	6.3%
Non-Fixed Sub-total:	6,067,908,463	56.5%	5,297,027,768	51.8%
Total Request	10,736,611,097	100.0%	10,222,773,724	100.0%

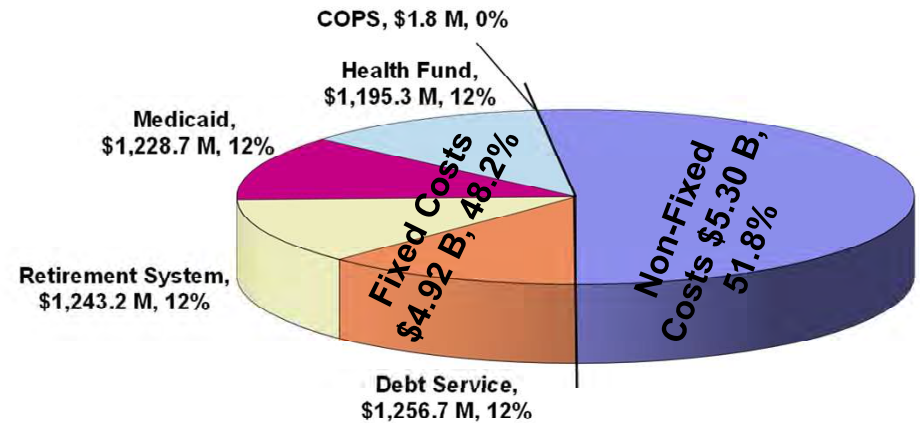
# FY 25 Supplemental Operating Budget Statewide Totals by Fixed vs. Non-Fixed - General Funds

## FY 2024 Supplemental Budget



**Total \$10.7 B**

## FY 2025 Supplemental Budget



**Total \$10.2 B**

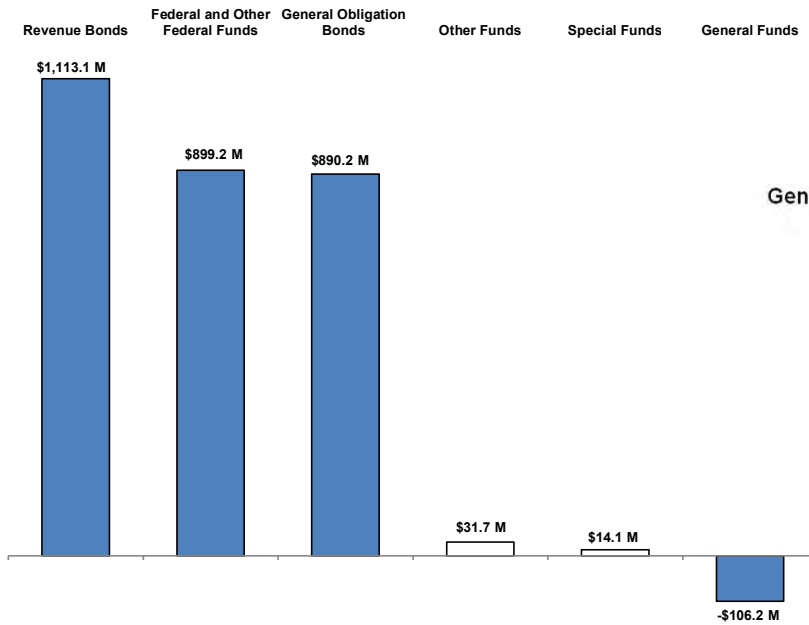
\*Due to rounding, numbers may not add to total.

**FY 25 Supplemental CIP Budget  
Statewide Totals by Means of Financing**

	<b>Act 164/2023 FY 2024</b>	<b>% of Total</b>	<b>Act 164/2023 FY 2025</b>	<b>% of Total</b>	<b>FY 2024 Adjustments</b>	<b>FY 2025 Adjustments</b>	<b>Total FY 2024</b>	<b>% of Total</b>	<b>Total FY 2025</b>	<b>% of Total</b>
General Funds	384,265,000	13.1%	254,877,000	18.8%	-	(106,200,000)	384,265,000	13.1%	148,677,000	3.5%
Special Funds	22,335,000	0.8%	15,456,000	1.1%	-	14,103,000	22,335,000	0.8%	29,559,000	0.7%
General Obligation Bonds	887,237,000	30.2%	338,880,000	25.0%	-	890,213,000	887,237,000	30.2%	1,229,093,000	29.3%
General Obligation										
Reimbursable Bonds	9,900,000	0.3%	-	0.0%	-	-	9,900,000	0.3%	-	0.0%
Revenue Bonds	1,008,919,000	34.4%	343,181,000	25.3%	-	1,113,051,000	1,008,919,000	34.4%	1,456,232,000	34.7%
Federal Funds	405,973,000	13.8%	244,846,000	18.1%	-	899,157,000	405,973,000	13.8%	1,144,003,000	27.3%
Other Federal Funds	108,391,000	3.7%	156,765,000	11.6%	-	-	108,391,000	3.7%	156,765,000	3.7%
Private Contributions	20,000	0.0%	28,000	0.0%	-	-	20,000	0.0%	28,000	0.0%
County Funds	40,775,000	1.4%	-	0.0%	-	-	40,775,000	1.4%	-	0.0%
Trust Funds	-	0.0%	-	0.0%	-	-	-	0.0%	-	0.0%
Interdepartmental Transfers	-	0.0%	-	0.0%	-	-	-	0.0%	-	0.0%
Revolving Funds	-	0.0%	-	0.0%	-	-	-	0.0%	-	0.0%
Other Funds	65,231,000	2.2%	157,000	0.0%	-	31,706,000	65,231,000	2.2%	31,863,000	0.8%
<b>TOTAL REQUIREMENTS</b>	<b>2,933,046,000</b>	<b>100.0%</b>	<b>1,354,190,000</b>	<b>100.0%</b>	<b>-</b>	<b>2,842,030,000</b>	<b>2,933,046,000</b>	<b>100.0%</b>	<b>4,196,220,000</b>	<b>100.0%</b>

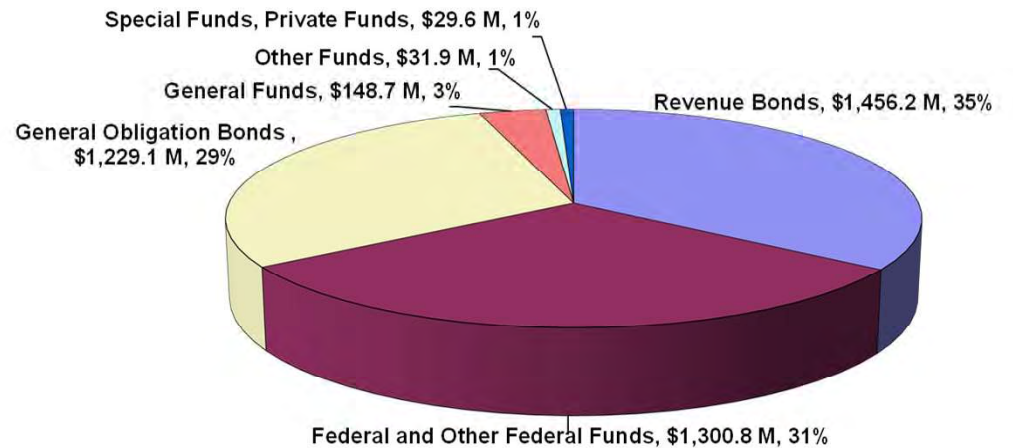
# FY 25 Supplemental CIP Budget Statewide Totals by Means of Financing

## FY 2025 Supplemental Budget Adjustments



**Total \$2.8 B**

## FY 2025 Supplemental Budget



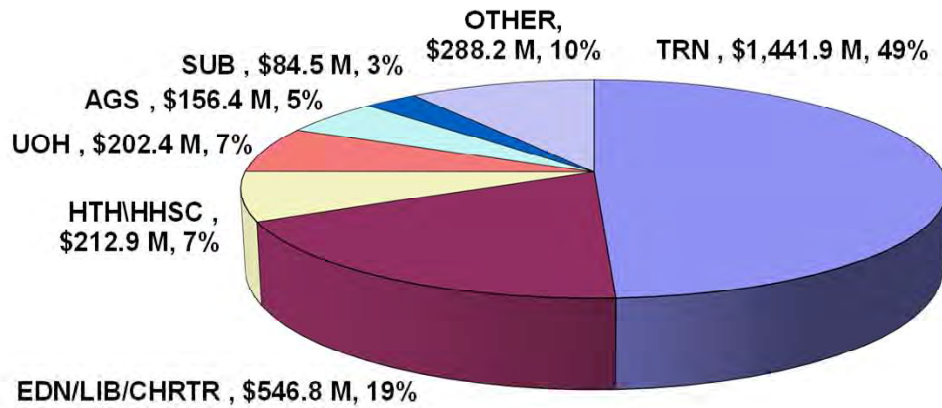
**Total \$4.2 B**

**FY 25 Supplemental CIP Budget  
Statewide Totals By Department - All Funds**

	<b>Act 164/2023 FY 2024</b>	<b>% of Total</b>	<b>Act 164/2023 FY 2025</b>	<b>% of Total</b>	<b>FY 2024 Adjustments</b>	<b>FY 2025 Adjustment</b>	<b>Total FY 2024</b>	<b>% of Total</b>	<b>Total FY 2025</b>	<b>% of Total</b>
Accounting and General Services	156,375,000	5.3%	17,700,000	1.3%	-	15,250,000	156,375,000	5.33%	32,950,000	0.8%
Agriculture	26,100,000	0.9%	-	0.0%	-	38,001,000	26,100,000	0.89%	38,001,000	0.9%
Budget and Finance	-	0.0%	-	0.0%	-	-	-	0.00%	-	0.0%
Business, Econ. Dev. & Tourism	63,000,000	2.1%	7,000,000	0.5%	-	397,607,000	63,000,000	2.15%	404,607,000	9.6%
Defense	23,835,000	0.8%	20,922,000	1.5%	-	3,500,000	23,835,000	0.81%	24,422,000	0.6%
Education	504,271,000	17.2%	270,770,000	20.0%	-	130,000,000	504,271,000	17.19%	400,770,000	9.6%
Charter Schools	6,565,000	0.2%	-	0.0%	-	-	6,565,000	0.22%	-	0.0%
Public Libraries	36,000,000	1.2%	10,000,000	0.7%	-	10,000,000	36,000,000	1.23%	20,000,000	0.5%
Governor	-	0.0%	-	0.0%	-	-	-	0.00%	-	0.0%
Hawaiian Home Lands	20,000,000	0.7%	20,000,000	1.5%	-	-	20,000,000	0.68%	20,000,000	0.5%
Human Services	23,745,000	0.8%	10,800,000	0.8%	-	74,311,000	23,745,000	0.81%	85,111,000	2.0%
Health	82,903,000	2.8%	171,774,000	12.7%	-	(80,130,000)	82,903,000	2.83%	91,644,000	2.2%
HHSC	129,947,000	4.4%	43,500,000	3.2%	-	27,000,000	129,947,000	4.43%	70,500,000	1.7%
Law Enforcement	-	0.0%	-	0.0%	-	-	-	0.00%	-	0.0%
Labor and Industrial Relations	20,000,000	0.7%	-	0.0%	-	-	20,000,000	0.68%	-	0.0%
Land and Natural Resources	82,496,000	2.8%	20,251,000	1.5%	-	32,925,000	82,496,000	2.81%	53,176,000	1.3%
Public Safety	29,000,000	1.0%	36,500,000	2.7%	-	89,500,000	29,000,000	0.99%	126,000,000	3.0%
Subsidies	84,501,000	2.9%	-	0.0%	-	-	84,501,000	2.88%	-	0.0%
Taxation	-	0.0%	-	0.0%	-	-	-	0.00%	-	0.0%
Transportation	1,441,933,000	49.2%	542,456,000	40.1%	-	2,037,516,000	1,441,933,000	49.16%	2,579,972,000	61.5%
University of Hawaii	202,375,000	6.9%	182,517,000	13.5%	-	66,550,000	202,375,000	6.90%	249,067,000	5.9%
<b>TOTAL REQUIREMENTS</b>	<b>2,933,046,000</b>	<b>100.0%</b>	<b>1,354,190,000</b>	<b>100.0%</b>	<b>-</b>	<b>2,842,030,000</b>	<b>2,933,046,000</b>	<b>100.0%</b>	<b>4,196,220,000</b>	<b>100.0%</b>

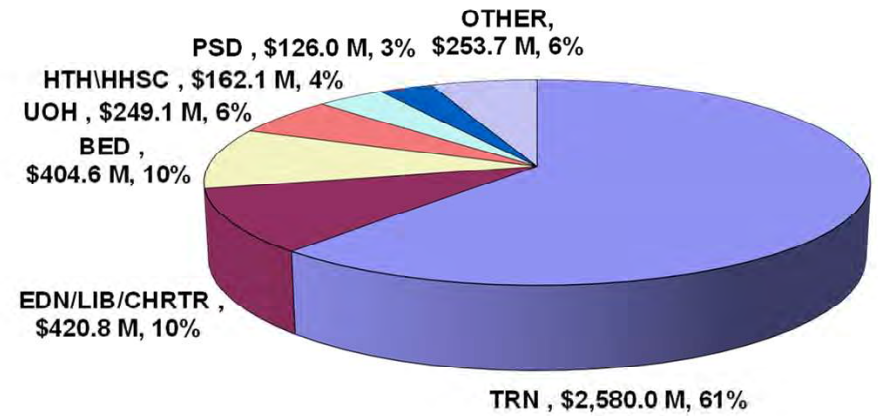
# FY 25 Supplemental CIP Budget Statewide Totals by Department - All Funds

## FY 2024 Supplemental Budget



**Total \$2.9 B**

## FY 2025 Supplemental Budget



**Total \$4.2 B**

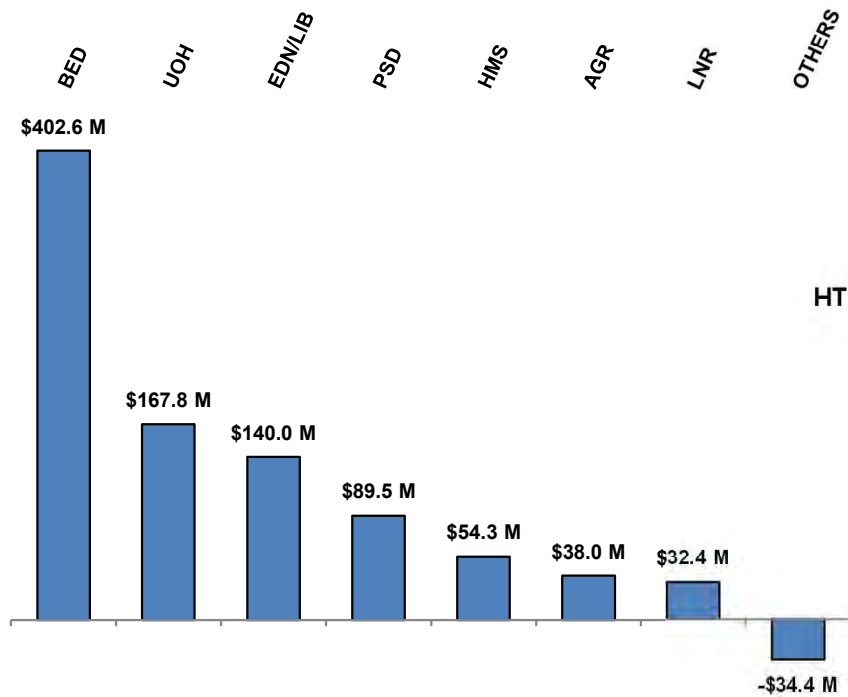
**FY 25 Supplemental CIP Budget  
Statewide Totals By Department - General Obligation (GO) and GO Reimbursable Bonds**

	<b>Act 164/2023 FY 2024</b>	<b>% of Total</b>	<b>Act 164/2023 FY 2025</b>	<b>% of Total</b>	<b>FY 2024 Adjustments</b>	<b>FY 2025 Adjustments</b>	<b>Total FY 2024</b>	<b>% of Total</b>	<b>Total FY 2025</b>	<b>% of Total</b>
Accounting and General Services	114,875,000	12.8%	2,700,000	0.8%	-	15,250,000	114,875,000	12.8%	17,950,000	1.5%
Agriculture	11,700,000	1.3%	-	0.0%	-	38,000,000	11,700,000	1.3%	38,000,000	3.1%
Budget and Finance	-	0.0%	-	0.0%	-	-	-	0.0%	-	0.0%
Business, Econ. Dev. & Tourism	58,500,000	6.5%	2,000,000	0.6%	-	402,607,000	58,500,000	6.5%	404,607,000	32.9%
Defense	5,500,000	0.6%	5,000,000	1.5%	-	3,500,000	5,500,000	0.6%	8,500,000	0.7%
Education	309,956,000	34.5%	66,700,000	19.7%	-	130,000,000	309,956,000	34.5%	196,700,000	16.0%
Charter Schools	6,290,000	0.7%	-	0.0%	-	-	6,290,000	0.7%	-	0.0%
Public Libraries	26,000,000	2.9%	-	0.0%	-	10,000,000	26,000,000	2.9%	10,000,000	0.8%
Governor	-	0.0%	-	0.0%	-	-	-	0.0%	-	0.0%
Hawaiian Home Lands	20,000,000	2.2%	20,000,000	5.9%	-	-	20,000,000	2.2%	20,000,000	1.6%
Human Services	17,850,000	2.0%	5,000,000	1.5%	-	54,311,000	17,850,000	2.0%	59,311,000	4.8%
Health	26,859,000	3.0%	112,163,000	33.1%	-	(80,130,000)	26,859,000	3.0%	32,033,000	2.6%
HHSC	55,647,000	6.2%	14,000,000	4.1%	-	27,000,000	55,647,000	6.2%	41,000,000	3.3%
Law Enforcement	-	0.0%	-	0.0%	-	-	-	0.0%	-	0.0%
Labor and Industrial Relations	20,000,000	2.2%	-	0.0%	-	-	20,000,000	2.2%	-	0.0%
Land and Natural Resources	53,860,000	6.0%	4,000,000	1.2%	-	32,425,000	53,860,000	6.0%	36,425,000	3.0%
Public Safety	11,000,000	1.2%	26,000,000	7.7%	-	89,500,000	11,000,000	1.2%	115,500,000	9.4%
Subsidies	48,225,000	5.4%	-	0.0%	-	-	48,225,000	5.4%	-	0.0%
Taxation	-	0.0%	-	0.0%	-	-	-	0.0%	-	0.0%
Transportation	-	0.0%	-	0.0%	-	-	-	0.0%	-	0.0%
University of Hawaii	110,875,000	12.4%	81,317,000	24.0%	-	167,750,000	110,875,000	12.4%	249,067,000	20.3%
<b>TOTAL REQUIREMENTS</b>	<b>897,137,000</b>	<b>100.0%</b>	<b>338,880,000</b>	<b>100.0%</b>	<b>-</b>	<b>890,213,000</b>	<b>897,137,000</b>	<b>100.0%</b>	<b>1,229,093,000</b>	<b>100.0%</b>
General Obligation Bonds	887,237,000	98.9%	338,880,000	100.0%	-	890,213,000	887,237,000	98.9%	1,229,093,000	100.0%
Reimbursable G.O. Bonds	9,900,000	1.1%	-	0.0%	-	-	9,900,000	1.1%	-	0.0%
<b>TOTAL REQUIREMENTS</b>	<b>897,137,000</b>	<b>100.0%</b>	<b>338,880,000</b>	<b>100.0%</b>	<b>-</b>	<b>890,213,000</b>	<b>897,137,000</b>	<b>100.0%</b>	<b>1,229,093,000</b>	<b>100.0%</b>



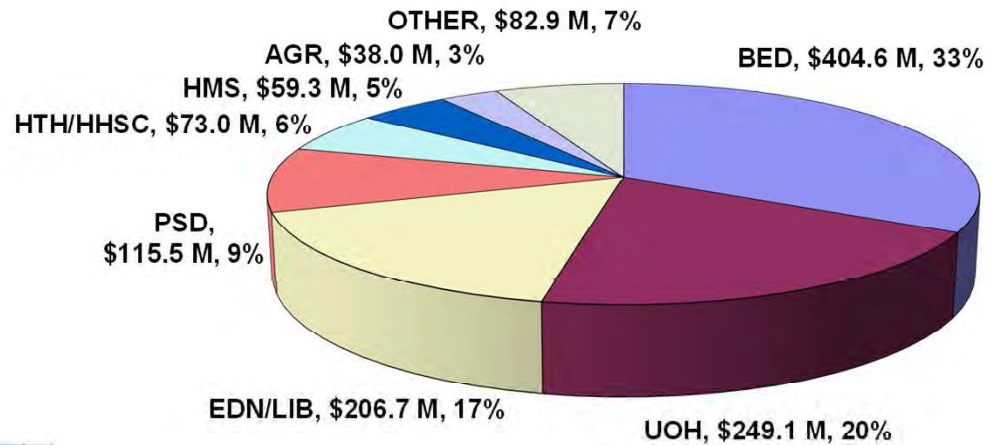
# FY 25 Supplemental CIP Budget Statewide Totals by Departments - G.O./G.O.R. Bonds

## FY 2025 Supplemental Budget Adjustments



**Total \$890.2 M**

## FY 2025 Supplemental Budget



**Total \$1.2 B**

This page is intentionally left blank



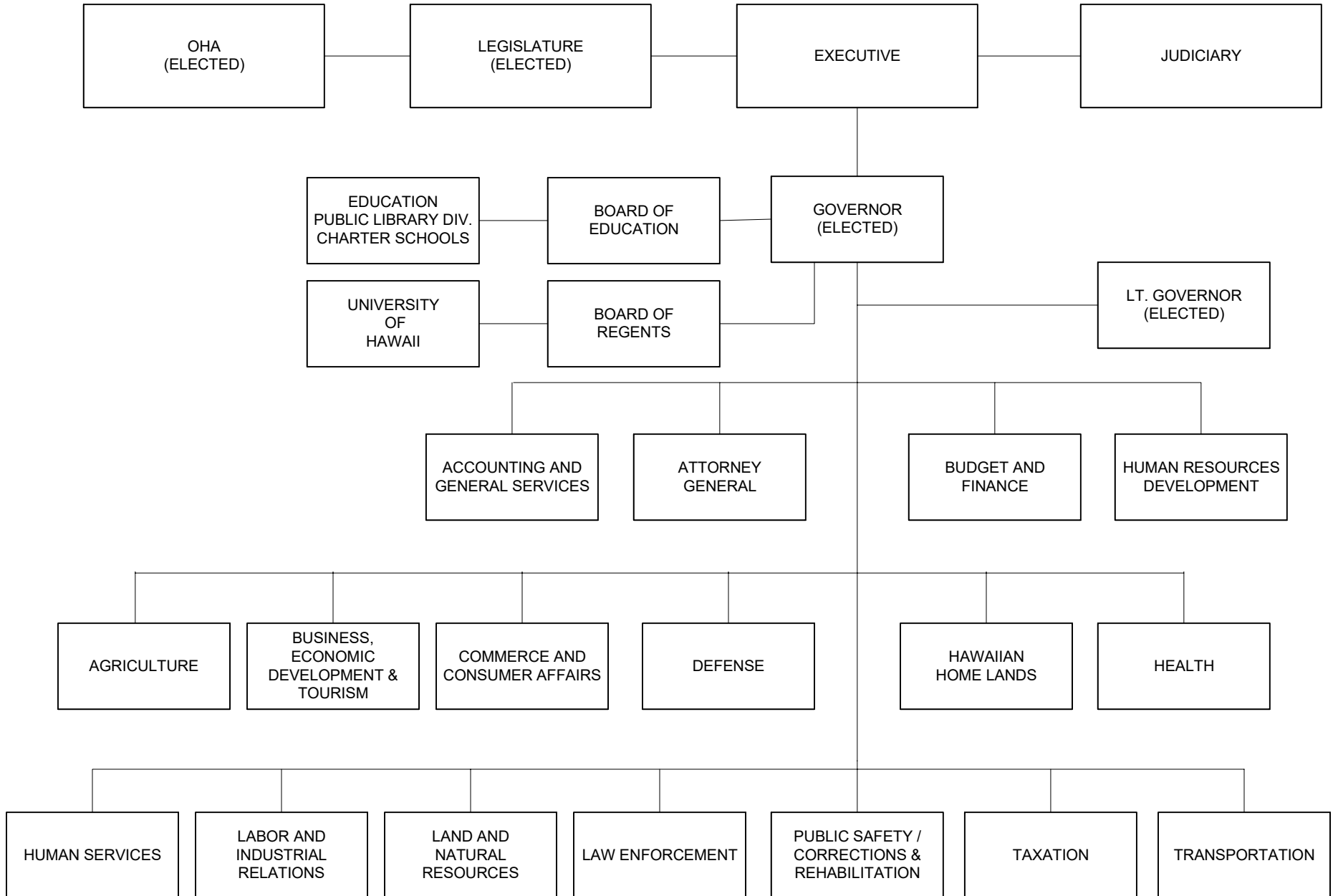
---

## **The Operating and Capital Budget - Department Summaries and Highlights**



# STATE GOVERNMENT OF HAWAII

## PLAN OF ORGANIZATION



# DEPARTMENT OF ACCOUNTING AND GENERAL SERVICES

## Department Summary


### ***Mission Statement***

To attain maximum value for the state taxpayers in providing physical, financial, and technical infrastructure support for state departments and agencies so they may accomplish their missions.

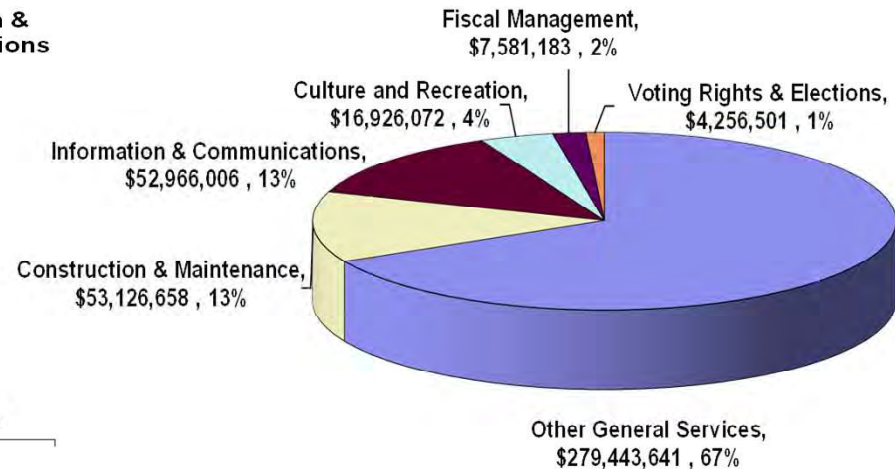
### ***Department Goals***

To strive for quality and consistency in the delivery of essential support services to other State departments and agencies. The department's activities reflect a continuing commitment towards cost efficiency, productivity, relevancy and timeliness of services.

### FY 2025 Supplemental Operating Budget Adjustments by Major Program



### FY 2025 Supplemental Operating Budget



## DEPARTMENT OF ACCOUNTING AND GENERAL SERVICES MAJOR FUNCTIONS

- Maintains the State’s accounting systems; records the State’s financial transactions; verifies expenditures before payments; audits fiscal records of State agencies; and preparation of the State’s Annual Comprehensive Financial Report.
- Coordinates and directs engineering, architectural, office leasing, and centralized services that include public building and school repair and maintenance (neighbor islands), custodial services, and grounds maintenance.
- Develops, implements, and manages statewide information technology governance, State information technology strategic plans, and technology standards.
- Administers the statewide information processing and telecommunication services and programs.
- Performs land survey work for government agencies.
- Preserves government records and historical material.
- Administers the State’s risk management activities.
- Manages the State’s motor pool and parking activities.
- Coordinates procurement activities under Chapter 103D and 103F, HRS.
- Guides and promotes culture, the arts, history and humanities.
- Directs the statewide elections systems; ensures full disclosure of campaign contributions and expenditures.
- Provides legal guidance and assistance on the open records law (HRS Chapter 92F (UIPA)), and the open meetings law (Part 1 of HRS Chapter 92 (Sunshine Law)) and encourages government agencies to post open data online.

## MAJOR PROGRAM AREAS

The Department of Accounting and General Services has programs in the following major program areas:

### Formal Education

AGS 807 School Repair & Maintenance,  
Neighbor Island Districts

### Culture and Recreation

AGS 881 State Foundation on Culture  
& the Arts

### Individual Rights

AGS 105 Enforcement of Information  
Practices

### Government-Wide Support

AGS 101 Accounting Sys Dev & Maintenance  
AGS 102 Expenditure Examination  
AGS 103 Recording and Reporting  
AGS 104 Internal Post Audit  
AGS 111 Archives – Records  
Management  
AGS 131 Enterprise Technology Services

AGS 203 State Risk Management and  
Insurance Administration

AGS 211 Land Survey  
AGS 221 Public Works – Planning,  
Design, & Construction

AGS 223 Office Leasing

AGS 231 Central Services – Custodial  
Services

AGS 232 Central Services – Grounds  
Maintenance

AGS 233 Central Services - Building  
Repairs and Alterations

AGS 240 State Procurement

AGS 244 Surplus Property Management

AGS 251 Automotive Management – Motor  
Pool

AGS 252 Automotive Management –  
Parking Control

AGS 871 Campaign Spending Commission

AGS 879 Office of Elections

AGS 891 Enhanced 911 Board

AGS 901 General Administrative Services

**Department of Accounting and General Services  
Operating Budget**

			<b>Act 164/2023 FY 2024</b>	<b>Act 164/2023 FY 2025</b>	<b>FY 2024 Adjustments</b>	<b>FY 2025 Adjustments</b>	<b>Total FY 2024</b>	<b>Total FY 2025</b>
<b>Funding Sources:</b>	Positions	Perm	677.50	677.50		20.00	677.50	697.50
		Temp	22.00	22.00		(13.00)	22.00	9.00
General Funds		\$	162,509,241	132,626,685		4,083,821	162,509,241	136,710,506
		Perm	32.00	32.00		2.00	32.00	34.00
		Temp	3.00	3.00		(2.00)	3.00	1.00
Special Funds		\$	19,752,774	19,836,992		-	19,752,774	19,836,992
		Perm	5.00	5.00		-	5.00	5.00
		Temp	1.00	1.00		-	1.00	1.00
Federal Funds		\$	904,994	904,994		-	904,994	904,994
		Perm	-	-		-	-	-
		Temp	1.00	1.00		-	1.00	1.00
Trust Funds		\$	1,113,907	1,113,907		-	1,113,907	1,113,907
		Perm	44.00	44.00		(1.00)	44.00	43.00
		Temp	-	-		-	-	-
Interdepartmental Transfers		\$	16,050,266	16,092,813		(89,505)	16,050,266	16,003,308
		Perm	50.00	50.00		-	50.00	50.00
		Temp	-	-		-	-	-
Revolving Funds		\$	39,490,150	39,730,354		200,000,000	39,490,150	239,730,354
		Perm	808.50	808.50	-	21.00	808.50	829.50
		Temp	27.00	27.00	-	(15.00)	27.00	12.00
<b>Total Requirements</b>		\$	<b>239,821,332</b>	<b>210,305,745</b>	<b>-</b>	<b>203,994,316</b>	<b>239,821,332</b>	<b>414,300,061</b>

**Highlights:** (general funds and FY 25 unless otherwise noted)

1. Adds \$1,650,000 for support of the Enterprise Financial System project in the Accounting System Development and Maintenance program.
2. Adds \$200,000,000 to increase the revolving fund appropriation ceiling in the Risk Management Office and Insurance Administration program to reflect anticipated insurance claim payments related to the 2023 Wildfires.
3. Adds \$1,134,322 for increased electricity and utility costs for the department's managed State buildings on O'ahu and the island of Hawai'i.
4. Adds \$275,000 for the Government Private Hybrid Cloud in the Office of Enterprise Technology Services (ETS).
5. Adds \$470,000 for increased maintenance and operating costs of ETS' telecommunications radio sites statewide.
6. Adds 9.00 permanent positions and \$367,542 as net change in multiple programs and means of financing to create new West Hawai'i District Office on Island of Hawaii for the School Repair and Maintenance Neighbor Island Districts program.



**Department of Accounting and General Services  
Capital Improvements Budget**

	<b>Act 164/2023 FY 2024</b>	<b>Act 164/2023 FY 2025</b>	<b>FY 2024 Adjustments</b>	<b>FY 2025 Adjustments</b>	<b>Total FY 2024</b>	<b>Total FY 2025</b>
<b>Funding Sources:</b>						
General Funds	41,500,000	15,000,000		-	41,500,000	15,000,000
General Obligation Bonds	114,875,000	2,700,000		15,250,000	114,875,000	17,950,000
<b>Total Requirements</b>	<b>156,375,000</b>	<b>17,700,000</b>	<b>-</b>	<b>15,250,000</b>	<b>156,375,000</b>	<b>32,950,000</b>

**Highlights:** (general obligation bonds and FY 25 unless otherwise noted)

1. Adds \$4,750,000 for No. 1 Capitol District Bldg., Site and Accessibility Improvements, O'ahu.
2. Adds \$5,000,000 for Enterprise Financial System, Statewide.
3. Adds \$1,000,000 for Decommission of the Kalanimoku Data Center, O'ahu.
4. Adds \$4,500,000 for Agricultural Warehouses, Statewide.

# DEPARTMENT OF AGRICULTURE

## Department Summary

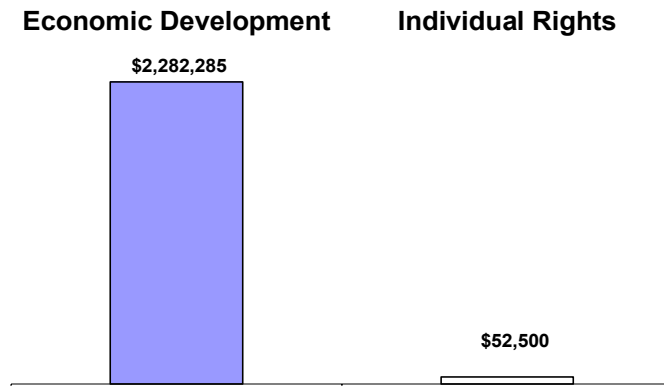
### ***Mission Statement***

To further expand the role of Hawaii's agricultural industry to benefit the well-being of our island society by diversifying the economy, protecting resources important for agricultural production, and gaining greater self-sufficiency in food production.

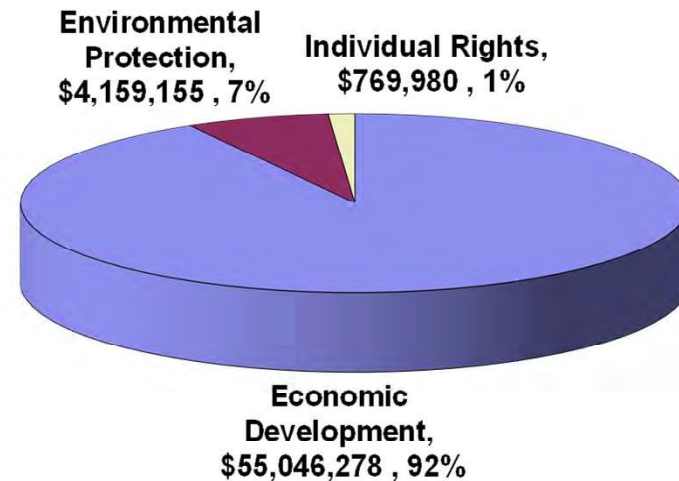
### ***Department Goals***

To conserve and develop essential agricultural resources and infrastructure; to gain access to and develop local, domestic, and international markets for Hawaii's agricultural products; to conserve and protect suitable agricultural lands and water; to promote Hawaii's food self-sufficiency; to raise public awareness of the importance of agriculture to the State's economy, environment, and as a profession; to implement programs to safeguard Hawaii's farmers, consumers, and natural resources; and to prevent the introduction and establishment of plants, animals and diseases that are detrimental to Hawaii's agriculture and environment.

### **FY 2025 Supplemental Operating Budget Adjustments by Major Program**



### **FY 2025 Supplemental Operating Budget**



## DEPARTMENT OF AGRICULTURE MAJOR FUNCTIONS

- Carries out programs to conserve, develop, and utilize the agricultural resources and infrastructure of the State and facilitates the transition of plantation agriculture to diversified farming.
- Enforces laws and formulates and enforces rules and regulations to further control the management of agricultural resources.
- Reviews and develops agricultural goals and objectives compatible with statewide expansion and diversification of Hawaii's agricultural base.
- Prevents the introduction of plant pests and diseases, provides certification services to facilitate the export of certain plant materials, and controls and eradicates insects and noxious weeds and controls the distribution and usage of pesticides.
- Administers the aquaculture development, State animal health, and agricultural and aquacultural loan programs.
- Maintains official State primary measurement standards; ensures accuracy of commercial measuring devices.
- Establishes and enforces grade standards; ensures food safety compliance for agricultural commodities producers in the State in cooperation with the industry; and achieves stability within the State milk industry by ensuring the availability of an adequate supply of wholesale milk.
- Supports the marketing of various agricultural commodities.

## MAJOR PROGRAM AREAS

The Department of Agriculture has programs in the following major program areas:

### **Economic Development**

AGR 101 Financial Assistance for Agriculture  
AGR 122 Plant Pest and Disease Control  
AGR 131 Rabies Quarantine  
AGR 132 Animal Disease Control  
AGR 141 Agricultural Resource Management  
AGR 151 Quality and Price Assurance  
AGR 153 Aquaculture Development Program  
AGR 171 Agricultural Development and Marketing

AGR 192 General Administration for Agriculture

### **Environmental Protection**

AGR 846 Pesticides

### **Individual Rights**

AGR 812 Measurement Standards

**Department of Agriculture  
Operating Budget**

			Act 164/2023	Act 164/2023	FY 2024	FY 2025	Total	Total
			FY 2024	FY 2025	Adjustments	Adjustments	FY 2024	FY 2025
<b>Funding Sources:</b>	Positions	Perm	204.68	204.68		4.50	204.68	209.18
		Temp	-	-		-	-	-
	General Funds	\$	27,151,916	20,005,346		2,092,876	27,151,916	22,098,222
		Perm	92.82	92.82		-	92.82	92.82
		Temp	-	-		-	-	-
	Special Funds	\$	16,502,957	16,924,472		733,076	16,502,957	17,657,548
		Perm	0.75	0.75		-	0.75	0.75
		Temp	-	-		-	-	-
	Federal Funds	\$	2,151,568	2,151,568		-	2,151,568	2,151,568
		Perm	3.25	3.25		-	3.25	3.25
		Temp	6.00	6.00		-	6.00	6.00
	Other Federal Funds	\$	6,859,322	6,859,322		-	6,859,322	6,859,322
		Perm	1.00	1.00		(1.00)	1.00	-
		Temp	-	-		-	-	-
	Trust Funds	\$	847,240	883,978		(71,016)	847,240	812,962
		Perm	-	-		-	-	-
		Temp	-	-		-	-	-
	Interdepartmental Transfers	\$	212,095	212,095		-	212,095	212,095
		Perm	25.50	25.50		-	25.50	25.50
		Temp	8.50	8.50		(6.50)	8.50	2.00
	Revolving Funds	\$	10,744,555	10,603,847		(420,151)	10,744,555	10,183,696
		Perm	328.00	328.00	-	3.50	328.00	331.50
		Temp	14.50	14.50	-	(6.50)	14.50	8.00
<b>Total Requirements</b>		\$	<b>64,469,653</b>	<b>57,640,628</b>	<b>-</b>	<b>2,334,785</b>	<b>64,469,653</b>	<b>59,975,413</b>

**Highlights:** (general funds and FY 25 unless otherwise noted)

1. Adds \$1,000,000 for DA BUX Program for the General Administration for Agriculture Program.
2. Adds \$720,000 for the Farm to Foodbank Program for the Agricultural Development and Marketing Program.
3. Adds \$733,076 in special funds for upgrades to the Animal Information System for the Rabies Quarantine Program.
4. Converts 6.50 temporary positions and \$420,151 in revolving funds to 6.50 permanent positions and \$275,160 in general funds for certification services for the Quality and Price Assurance Program.

**Department of Agriculture  
Capital Improvements Budget**

	Act 164/2023 FY 2024	Act 164/2023 FY 2025	FY 2024 Adjustments	FY 2025 Adjustments	Total FY 2024	Total FY 2025
<b>Funding Sources:</b>						
General Funds	11,400,000	-		-	11,400,000	-
General Obligation Bonds	11,700,000	-		38,000,000	11,700,000	38,000,000
Federal Funds	3,000,000	-		1,000	3,000,000	1,000
<b>Total Requirements</b>	<b>26,100,000</b>	<b>-</b>	<b>-</b>	<b>38,001,000</b>	<b>26,100,000</b>	<b>38,001,000</b>

**Highlights:** (general obligation bonds and FY 25 unless otherwise noted)

1. Adds \$23,000,000 for State Irrigation System Reservoir Safety Improvements, Statewide, for the Agricultural Resource Management Program.
2. Adds \$6,000,000 for tar deposit remediation for the Halawa Animal Industries Facility for the General Administration for Agriculture Program.
3. Adds \$3,500,000 for Kahuku Agricultural Park Miscellaneous Improvements, O'ahu, for the Agricultural Resource Management Program.
4. Adds \$2,000,000 for Moloka'i Irrigation System Improvements, Moloka'i, for the Agricultural Resource Management Program.

# DEPARTMENT OF THE ATTORNEY GENERAL

## Department Summary

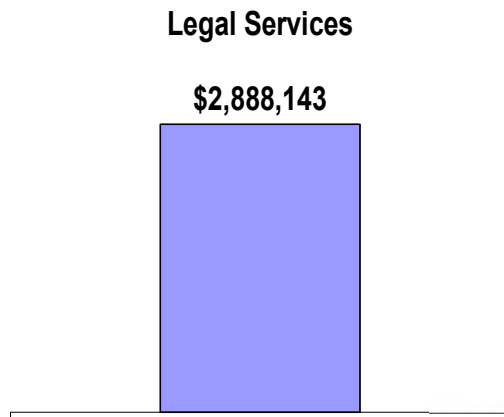
### ***Mission Statement***

To provide legal and other services to the State, including the agencies, officers, and employees of the executive, legislative, and judicial branches of the Hawaii government.

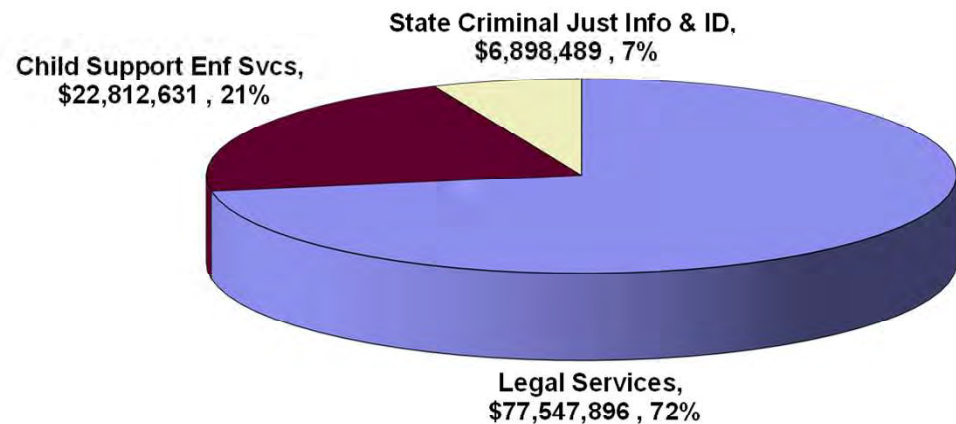
### ***Department Goals***

To safeguard the rights and interests of the people of the State of Hawaii by being the defender of and advocate for the people and undertaking appropriate legal and other actions on their behalf; to protect the State's interest in legal matters by providing timely legal advice and representation to the executive, legislative, and judicial branches; to preserve, protect, and defend the constitution and laws of the State of Hawaii and the United States; to enforce the State's constitution and laws, and to facilitate the enforcement of federal law; and to assist and coordinate statewide programs and activities that improve the criminal justice system and law enforcement.

### **FY 2025 Supplemental Operating Budget Adjustments by Major Program**



### **FY 2025 Supplemental Operating Budget**



## DEPARTMENT OF THE ATTORNEY GENERAL MAJOR FUNCTIONS

- Provides legal services, advice, and counsel to State agencies and employees and the Legislature; represents the State in all civil litigation in which the State is a party; conducts civil and criminal investigations; recovers monies owed to the State; and drafts and approves as to form the legality of various documents.
- Prosecutes criminal offenses, such as Medicaid fraud, welfare fraud, tax fraud, unemployment fraud, organized crime, and other crime against the public order; and initiates, develops and performs or coordinates programs, projects, and activities on the subject of crime and crime prevention.
- Oversees the actions of the trustees of charitable trusts and brings any abuse or deviation by the trustees to the attention of the probate court for possible correction.
- Provides administrative support to agencies administratively attached to the Department, including the Hawai'i Correctional System Oversight Commission and the Law Enforcement Standards Board.
- Enforces the federal and State antitrust laws.
- Responsible for the enforcement of the Master Settlement Agreement pursuant to the Hawaii Revised Statutes Chapter 675 (HRS Chapter 675, State's Tobacco Liability Act); and the Cigarette Tax Stamp requirements and prohibition against the sale of Gray Market cigarettes.
- Maintains the automated statewide information system that collects, maintains, and disseminates individual criminal history record information for those arrested and fingerprinted.
- Administers the Child Support Enforcement Program, which involves initiating legal or administrative actions required to secure financial support for children.
- Provides a fair and impartial administrative forum for the expeditious resolution of child support disputes through the Office of Child Support hearings.

## MAJOR PROGRAM AREAS

The Department of the Attorney General has programs in the following major program areas:

### **Social Services**

ATG 500 Child Support Enforcement Services

### **Public Safety**

ATG 231 State Criminal Justice Information and Identification

### **Government-Wide Support**

ATG 100 Legal Services

**Department of the Attorney General  
Operating Budget**

			Act 164/2023 FY 2024	Act 164/2023 FY 2025	FY 2024 Adjustments	FY 2025 Adjustments	Total FY 2024	Total FY 2025
<b>Funding Sources:</b>	Positions	Perm	392.94	389.94		8.00	392.94	397.94
		Temp	18.51	18.51		0.50	18.51	19.01
	General Funds	\$	48,767,486	45,149,158		3,167,452	48,767,486	48,316,610
		Perm	31.40	29.40		-	31.40	29.40
		Temp	1.00	1.00		-	1.00	1.00
	Special Funds	\$	5,270,492	5,401,844		-	5,270,492	5,401,844
		Perm	-	-		-	-	-
		Temp	5.73	5.73		(0.50)	5.73	5.23
	Federal Funds	\$	11,715,410	11,715,410		(73,740)	11,715,410	11,641,670
		Perm	159.64	159.24		-	159.64	159.24
		Temp	1.66	1.16		-	1.66	1.16
	Other Federal Funds	\$	26,113,594	22,637,544		-	26,113,594	22,637,544
		Perm	1.00	1.00		-	1.00	1.00
		Temp	-	-		-	-	-
	Trust Funds	\$	6,271,855	6,293,690		-	6,271,855	6,293,690
		Perm	118.20	114.60		(1.00)	118.20	113.60
		Temp	29.60	19.10		-	29.60	19.10
	Interdepartmental Transfers	\$	19,477,004	19,685,896		(205,569)	19,477,004	19,480,327
		Perm	30.10	30.10		-	30.10	30.10
		Temp	2.00	2.00		-	2.00	2.00
	Revolving Funds	\$	7,331,950	7,424,834		-	7,331,950	7,424,834
		Perm	733.28	724.28	-	7.00	733.28	731.28
		Temp	58.50	47.50	-	-	58.50	47.50
<b>Total Requirements</b>		\$	124,947,791	118,308,376	-	2,888,143	124,947,791	121,196,519

**Highlights:** (general funds and FY 25 unless otherwise noted)

1. Adds 3.00 permanent positions and \$248,568 to provide the Investigations Division with leadership and administrative support positions
2. Increases other current expenses by \$2,456,750 for the Career Criminal Prosecution and Victim-Witness Assistance programs.
3. Adds 4.00 permanent and \$462,134 for the operations of the Hawai'i Correctional System Oversight Commission.



**Department of the Attorney General  
Capital Improvements Budget**

	Act 164/2023 FY 2024	Act 164/2023 FY 2025	FY 2024 Adjustments	FY 2025 Adjustments	Total FY 2024	Total FY 2025
<b>Funding Sources:</b>						
General Funds					-	-
General Obligation Bonds					-	-
<b>Total Requirements</b>	-	-	-	-	-	-

**Highlights:** (general obligation bonds and FY 25 unless otherwise noted)

1. None.

# DEPARTMENT OF BUDGET AND FINANCE

## Department Summary

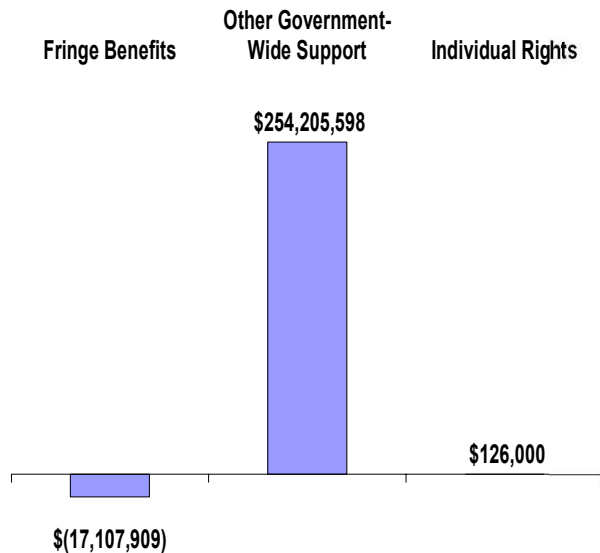
### ***Mission Statement***

To enhance long-term productivity and efficiency in government operations by providing quality budget and financial services that prudently allocate and effectively manage available resources.

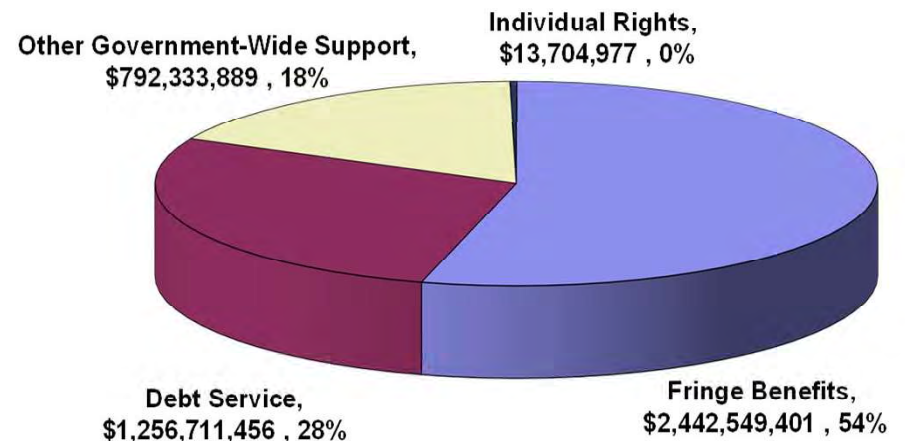
### ***Department Goals***

Improve the executive resource allocation process through the following: planning, analysis and recommendation on all phases of program scope and funding; maximizing the value, investment, and use of State funds through planning, policy development, timely scheduling of State bond financing and establishment of appropriate cash management controls and procedures; administering retirement and survivor benefits for State and County members and prudently managing the return on investments; administering health and life insurance benefits for eligible active and retired State and County public employees and their dependents by providing quality services and complying with federal and State legal requirements; and safeguarding the rights of indigent individuals in need of assistance in criminal and related cases by providing statutorily entitled and effective legal representation.

### **FY 2025 Supplemental Operating Budget Adjustments by Major Program**



### **FY 2025 Supplemental Operating Budget**



## DEPARTMENT OF BUDGET AND FINANCE MAJOR FUNCTIONS

- Administers the multi-year program and financial plan and executive budget, management improvement, and financial management programs of the State under the general direction of the Governor.
- Coordinates State budget services and prepares the Governor's budget for submission to the legislature; administers the financial affairs of the State.
- Plans, directs, and coordinates the State's investments and financing programs.
- Directs and coordinates a statewide retirement benefits program for State and county government employees.
- Administers health and life insurance benefits for eligible State and county active and retired public employees and dependents.
- Provides comprehensive legal and related services to persons who are financially unable to obtain legal and related services.

## MAJOR PROGRAM AREAS

The Department of Budget and Finance has programs in the following major program areas:

### **Government-Wide Support**

BUF 101	Departmental Administration and Budget Division
BUF 102	Collective Bargaining – Statewide
BUF 103	Vacation Payout – Statewide
BUF 115	Financial Administration
BUF 141	Employees' Retirement System
BUF 143	Hawaii Employer–Union Trust Fund
BUF 721	Debt Service Payments – State
BUF 741	Retirement Benefits Payments – State
BUF 761	Health Premium Payments – State
BUF 762	Health Premium Payments – ARC

### **Formal Education**

BUF 725	Debt Service Payments – DOE
BUF 728	Debt Service Payments – UH
BUF 745	Retirement Benefits Payments – DOE
BUF 748	Retirement Benefits Payments – UH
BUF 765	Health Premium Payments – DOE
BUF 768	Health Premium Payments – UH

### **Individual Rights**

BUF 151	Office of the Public Defender
---------	-------------------------------

**Department of the Budget and Finance  
Operating Budget**

			<b>Act 164/2023 FY 2024</b>	<b>Act 164/2023 FY 2025</b>	<b>FY 2024 Adjustments</b>	<b>FY 2025 Adjustments</b>	<b>Total FY 2024</b>	<b>Total FY 2025</b>
<b>Funding Sources:</b>	Positions	Perm	200.50	200.50			200.50	200.50
		Temp	-	-			-	-
	General Funds	\$	4,248,411,310	3,750,588,858		183,049,795	4,248,411,310	3,933,638,653
		Perm	-	-			-	-
		Temp	-	-			-	-
	Special Funds	\$	377,575,000	377,575,000		49,730,000	377,575,000	427,305,000
		Perm	-	-			-	-
		Temp	-	-			-	-
	Other Federal Funds	\$	93,000,000	93,000,000		-	93,000,000	93,000,000
		Perm	71.00	71.00		1.00	71.00	72.00
		Temp	-	-			-	-
	Trust Funds	\$	24,424,317	21,695,888		4,443,894	24,424,317	26,139,782
		Perm	-	-			-	-
		Temp	-	-			-	-
	Interdepartmental Transfers	\$	4,000,000	4,000,000		-	4,000,000	4,000,000
		Perm	116.00	116.00			116.00	116.00
		Temp	-	-			-	-
	Other Funds	\$	20,677,825	21,216,288		-	20,677,825	21,216,288
		Perm	387.50	387.50	-	1.00	387.50	388.50
		Temp	-	-	-	-	-	-
<b>Total Requirements</b>		\$	<b>4,768,088,452</b>	<b>4,268,076,034</b>	<b>-</b>	<b>237,223,689</b>	<b>4,768,088,452</b>	<b>4,505,299,723</b>

**Highlights:** (general funds and FY 25 unless otherwise noted)

1. Adds \$186,160,000 for response and recovery efforts related to the 2023 wildfires.
2. Increases the Mass Transit Special Fund ceiling by \$49,730,000.
3. Decreases health premium payments by \$17,107,909.
4. Adds \$13,356,628 to provide additional matching funds for broadband deployment grants
5. Increases the Unclaimed Property trust fund ceiling by \$4,000,000.
6. Increases the Employer-Union Health Benefits Trust Fund's trust fund ceiling by \$300,000 for increased maintenance and operating costs for the benefits system.

**Department of Budget and Finance  
Capital Improvements Budget**

	Act 164/2023 FY 2024	Act 164/2023 FY 2025	FY 2024 Adjustments	FY 2025 Adjustments	Total FY 2024	Total FY 2025
<b>Funding Sources:</b>						
General Funds					-	-
General Obligation Bonds	-	-			-	-
<b>Total Requirements</b>	-	-	-	-	-	-

**Highlights:** (general obligation bonds and FY 25 unless otherwise noted)

1. None.

# DEPARTMENT OF BUSINESS, ECONOMIC DEVELOPMENT & TOURISM

## Department Summary

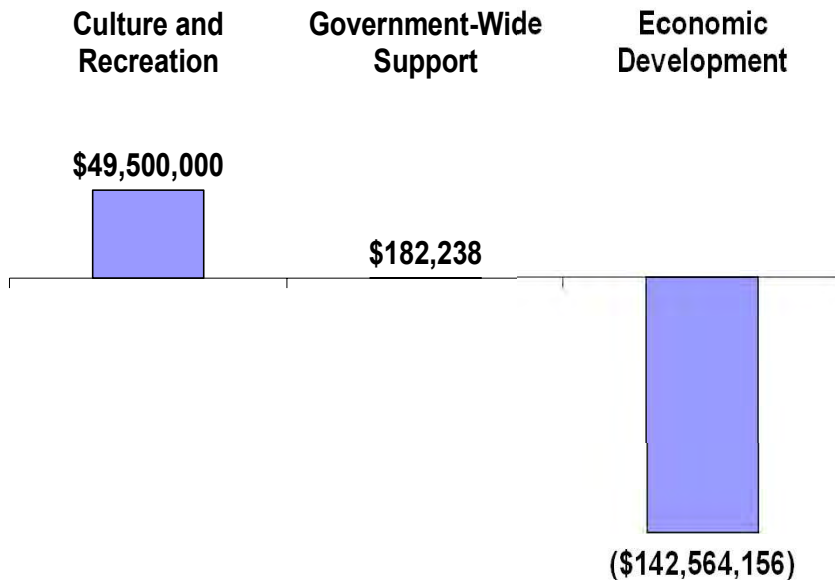
### ***Mission Statement***

Achieve a Hawai'i economy that embraces innovation and is globally competitive, dynamic and productive, providing opportunities for all Hawai'i's citizens.

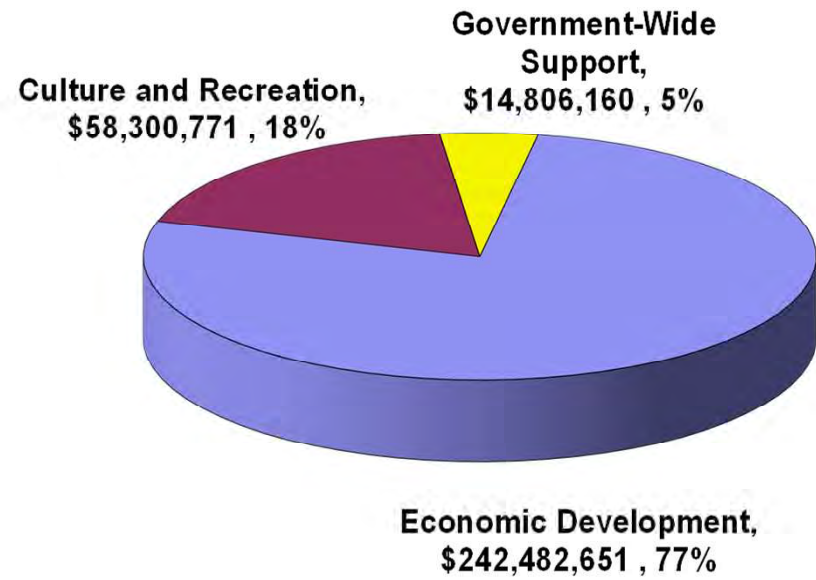
### ***Department Goals***

Through its divisions and attached agencies, foster planned community development, create affordable workforce housing units in high-quality living environments, and promote innovation sector job growth.

### FY 2025 Supplemental Operating Budget Adjustments by Major Program



### FY 2025 Supplemental Operating Budget



## DEPARTMENT OF BUSINESS, ECONOMIC DEVELOPMENT & TOURISM MAJOR FUNCTIONS

- Facilitates the diversification and rebalancing of Hawai'i's economy by supporting the strategic growth of economic activity.
- Provides economic data and research which contributes to economic development in Hawai'i. Providing economic forecasts for long-term statewide planning, conduct research, and publish the findings through a statewide statistical reporting system.
- Facilitates the growth and development of the commercial high technology industry of Hawai'i.
- Improves Hawai'i's business environment by supporting existing and emerging industries, attracting new investment and businesses to create more skilled, quality jobs in the state.
- Plans and develops live-work-play communities to attract and retain a workforce with the skills required for an innovation-driven and globally competitive economy.
- Manages the strategic growth of Hawai'i's visitor industry that is consistent with the State's economic goals, cultural values, preservation of natural resources, and community interests.
- Meets the demand for housing by creating low- and moderate-income homes for Hawai'i's residents.
- Supports statewide economic efficiency, productivity, development, and diversification through the Hawai'i Clean Energy Initiative.
- Supports the growth and development of diversified agriculture by establishing a foundation for the sustainability of farming in Hawai'i.
- Provides Hawai'i residents and visitors with the opportunity to enrich their lives through attendance at spectator events and shows.

### MAJOR PROGRAM AREAS

The Department of Business, Economic Development and Tourism has programs in the following major program areas:

#### **Economic Development**

BED 100 Strategic Marketing & Support  
BED 101 Office of International Affairs  
BED 105 Creative Industries Division  
BED 107 Foreign Trade Zone  
BED 113 Tourism  
BED 120 Hawai'i State Energy Office  
BED 138 Hawai'i Green Infrastructure Authority  
BED 142 General Support for Economic Development  
BED 143 Hawai'i Technology Development Corporation

BED 146 Natural Energy Laboratory of Hawai'i Authority  
BED 150 Hawai'i Community Development Authority  
BED 160 Hawai'i Housing Finance and Development Corporation  
BED 170 Agribusiness Development and Research  
BED 180 Spectator Events & Shows – Aloha Stadium

#### **Government-Wide Support**

BED 130 Economic Planning and Research  
BED 144 Statewide Planning and Coordination

**Department of the Business, Economic Development and Tourism  
Operating Budget**

			Act 164/2023 FY 2024	Act 164/2023 FY 2025	FY 2024 Adjustments	FY 2025 Adjustments	Total FY 2024	Total FY 2025
<b>Funding Sources:</b>	Positions	Perm	120.46	120.46		28.00	120.46	148.46
		Temp	46.00	46.00		-	46.00	46.00
	General Funds	\$	395,480,200	254,542,344		(169,720,664)	395,480,200	84,821,680
		Perm	45.50	45.50		-	45.50	45.50
		Temp	24.00	24.00		1.25	24.00	25.25
	Special Funds	\$	110,130,603	110,471,753		76,183,065	110,130,603	186,654,818
		Perm	6.00	6.00		-	6.00	6.00
		Temp	7.00	7.00		-	7.00	7.00
	Federal Funds	\$	6,216,660	7,049,536		-	6,216,660	7,049,536
		Perm	8.04	8.04		-	8.04	8.04
		Temp	10.00	10.00		1.75	10.00	11.75
	Other Federal Funds	\$	5,558,565	5,558,565		430,565	5,558,565	5,989,130
		Perm	-	-		-	-	-
		Temp	-	-		-	-	-
	Trust Funds	\$	7,146,250	7,146,250		-	7,146,250	7,146,250
		Perm	23.00	23.00		2.00	23.00	25.00
		Temp	51.00	51.00		-	51.00	51.00
	Revolving Funds	\$	28,167,344	23,703,052		225,116	28,167,344	23,928,168
		Perm	203.00	203.00	-	30.00	203.00	233.00
		Temp	138.00	138.00	-	3.00	138.00	141.00
<b>Total Requirements</b>		\$	<b>552,699,622</b>	<b>408,471,500</b>	<b>-</b>	<b>(92,881,918)</b>	<b>552,699,622</b>	<b>315,589,582</b>

**Highlights:** (general funds and FY 25 unless otherwise noted)

1. Adds \$49,500,000 in special funds to provide the Stadium Development Special Fund with expenditure ceiling in FY 25
2. Adds 2.00 permanent positions and \$225,116 in revolving funds for the Agribusiness Development Corporation
3. Adds \$60,000,000 and \$25,000,000 in special funds to fold the Hawaii Tourism Authority into the base budget
4. Adds 3.00 temporary positions and \$388,065 in special funds and \$430,565 in other federal funds for the Hawaii Green Infrastructure Authority
5. Adds \$700,000 in special funds for the Hawaii State Energy Office to match federal grants.
6. Adds \$120,000 in special funds for the Foreign Trade Zone to purchase equipment.
7. Adds \$475,000 in special funds for the Creative Industries Division to collaborate with the Counties.
8. Adds 3.00 permanent positions and \$182,238 for the Special Project Branch in the Office of Planning and Sustainable Development.
9. Converts \$230,000,000 slated for deposit in the Rental Housing Revolving Fund (\$180,000,000) and Dwelling Unit Revolving Fund (\$50,000,000) to general obligation bond funds in FY 25.



**Department of Business, Economic Development and Tourism  
Capital Improvements Budget**

	<b>Act 164/2023 FY 2024</b>	<b>Act 164/2023 FY 2025</b>	<b>FY 2024 Adjustments</b>	<b>FY 2025 Adjustments</b>	<b>Total FY 2024</b>	<b>Total FY 2025</b>
<b>Funding Sources:</b>						
General Funds	-	5,000,000		(5,000,000)	-	-
General Obligation Bonds	56,600,000	2,000,000		402,607,000	56,600,000	404,607,000
GO Bonds Reimbursable	1,900,000	-			1,900,000	-
County Funds	4,500,000	-			4,500,000	-
<b>Total Requirements</b>	<b>63,000,000</b>	<b>7,000,000</b>	<b>-</b>	<b>397,607,000</b>	<b>63,000,000</b>	<b>404,607,000</b>

**Highlights:** (general obligation bonds and FY 25 unless otherwise noted)

1. Adds \$6,470,000 for Kekaha Irrigation System Improvements, Kauai
2. Adds \$5,000,000 for NELHA Potable Water Well, Hawaii.
3. Adds \$17,932,000 for Construction of Two New Roads, Hawaii.
4. Adds \$2,500,000 for Kekaha Bridge, Kauai.
5. Adds \$25,000,000 for UH West Oahu Infrastructure, On-Site Infrastructure, Phase 2, Kapolei, Oahu.
6. Adds \$10,000,000 for Iwilei-Kapalama TOD Infrastructure Design, Oahu.
7. Adds \$1,000,000 for Christian Crossing Bridge, Kalepa, Kauai.
8. Adds \$99,205,000 to restore funding for projects that had their FY 24 general fund appropriation partially or completely transferred to cover expenditures incurred from the Maui wildfires.
9. Converts \$230,000,000 in general funds appropriated in FY 25 for deposit into the Rental Housing Revolving Fund and Dwelling Unit Revolving Fund to general obligation bond funds.

# DEPARTMENT OF COMMERCE AND CONSUMER AFFAIRS

## Department Summary

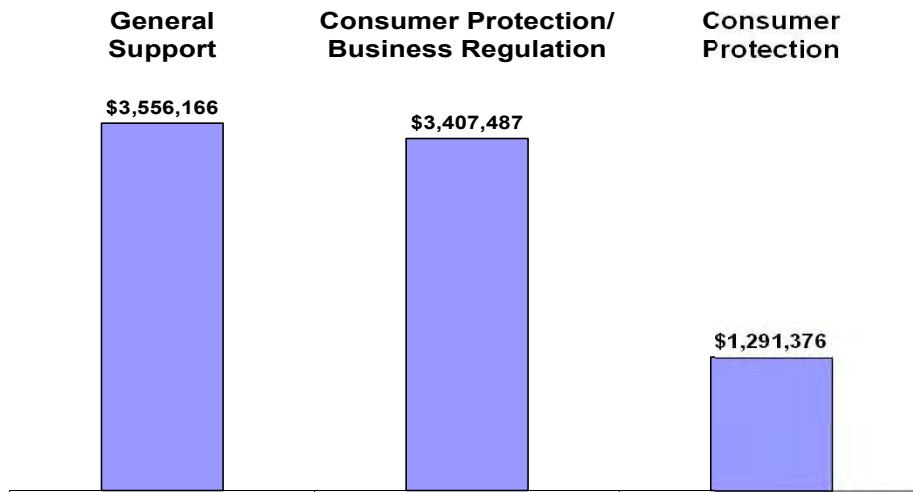
### ***Mission Statement***

To promote a strong and healthy business environment by upholding fairness and public confidence in the marketplace, and by increasing knowledge and opportunity for our businesses and citizens.

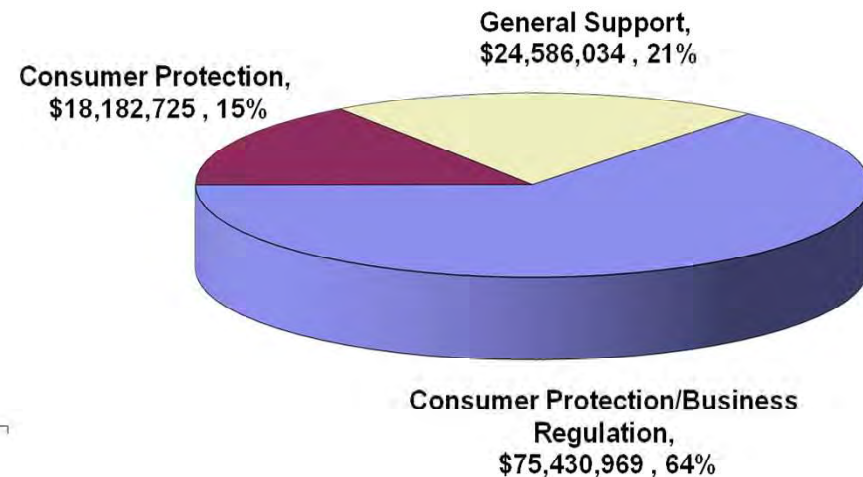
### ***Department Goals***

To develop rational business regulation; to achieve fairness and public confidence in the marketplace; and to foster sound consumer practices.

### FY 2025 Supplemental Operating Budget Adjustments by Major Program



### FY 2025 Supplemental Operating Budget



## DEPARTMENT OF COMMERCE AND CONSUMER AFFAIRS MAJOR FUNCTIONS

- Develops standards relating to the licensing of and general supervision over the conduct of the financial services industry, the securities industry, professions, businesses, trades, and insurance companies.
- Coordinates consumer protection activities in the State; conducts investigations, research, and enforces laws, rules, and regulations in the area of consumer protection; provides consumer education services and programs.
- Represents, protects, and advances the interest of consumers of utility and interisland water carrier services; conducts investigations; assists and cooperates with Federal, State, and local agencies to protect the consumer's interests.
- Regulates public utilities to ensure regulated companies efficiently and safely provide customers with adequate and reliable services at just and reasonable rates while providing regulated companies with a fair opportunity to earn a reasonable rate of return.
- Grants or denies the issuance of financial services industry, professional, business and trade licenses and registrations; directs investigations or examinations, holds hearings, and suspends, revokes, or reinstates licenses and registrations; adopts, amends, or repeals such rules as deemed necessary to fully effectuate the provisions of the laws within the Department's scope and jurisdiction.
- Administers the laws of the State relating to corporations; partnerships; companies; trademarks, tradenames; miscellaneous business registrations; the financial services industry; the securities industry; the insurance industry; and provides advice on business formation.
- Ensures that cable subscribers are provided with services that meet acceptable standards of quality, dependability, and fair rates; monitors the operations and management of cable television operators; administers the public access television entities' contracts; and promotes the adoption and deployment of broadband services throughout the State.

## MAJOR PROGRAM AREAS

The Department of Commerce and Consumer Affairs has programs in the following major program areas:

### Individual Rights

CCA 102	Cable Television	CCA 107	Post-Secondary Education Authorization
CCA 103	Consumer Advocate for Communication, Utilities, and Transportation Services	CCA 110	Office of Consumer Protection
CCA 104	Financial Services Regulation	CCA 111	Business Registration and Securities Regulation
CCA 105	Professional and Vocational Licensing	CCA 112	Regulated Industries Complaints Office
CCA 106	Insurance Regulatory Services	CCA 191	General Support
		CCA 901	Public Utilities Commission

**Department of the Commerce and Consumer Affairs  
Operating Budget**

			Act 164/2023	Act 164/2023	FY 2024	FY 2025	Total	Total
			FY 2024	FY 2025	Adjustments	Adjustments	FY 2024	FY 2025
<b>Funding Sources:</b>	Positions	Perm	-	-	-	-	-	-
		Temp	-	-	-	-	-	-
	General Funds	\$	2,940,000	2,940,000	-	-	2,940,000	2,940,000
		Perm	525.00	525.00	-	1.00	525.00	526.00
		Temp	14.00	14.00	-	-	14.00	14.00
	Special Funds	\$	101,663,835	103,524,655	-	8,255,029	101,663,835	111,779,684
		Perm	8.00	8.00	-	-	8.00	8.00
		Temp	4.00	4.00	-	-	4.00	4.00
	Trust Funds	\$	3,440,859	3,480,044	-	-	3,440,859	3,480,044
		Perm	533.00	533.00	-	1.00	533.00	534.00
		Temp	18.00	18.00	-	-	18.00	18.00
<b>Total Requirements</b>		\$	<b>108,044,694</b>	<b>109,944,699</b>	<b>-</b>	<b>8,255,029</b>	<b>108,044,694</b>	<b>118,199,728</b>

**Highlights:** (general funds and FY 25 unless otherwise noted)

1. Adds \$2,500,000 in special funds for department website redesign and call center for the General Support Program.
2. Adds \$1,175,000 in special funds for captive insurance examination and marketing costs for the Insurance Regulatory Services Program.
3. Adds \$900,000 in special funds for consultant services for the Consumer Advocate for Communication, Utilities, and Transportation Services Program.
4. Adds 1.00 permanent position and \$79,608 in special funds for the Professional and Vocational Licensing Program.

**Department of Commerce and Consumer Affairs  
Capital Improvements Budget**

	Act 164/2023 FY 2024	Act 164/2023 FY 2025	FY 2024 Adjustments	FY 2025 Adjustments	Total FY 2024	Total FY 2025
<b>Funding Sources:</b>						
General Funds					-	-
General Obligation Bonds					-	-
<b>Total Requirements</b>	-	-	-	-	-	-

**Highlights:** (general obligation bonds and FY 25 unless otherwise noted)

1. None.

# DEPARTMENT OF DEFENSE

## Department Summary

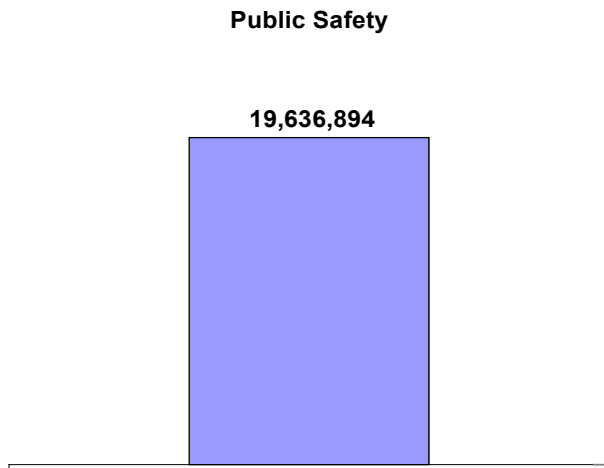
### ***Mission Statement***

To assist authorities in providing for the safety, welfare, and defense of the people of Hawaii.

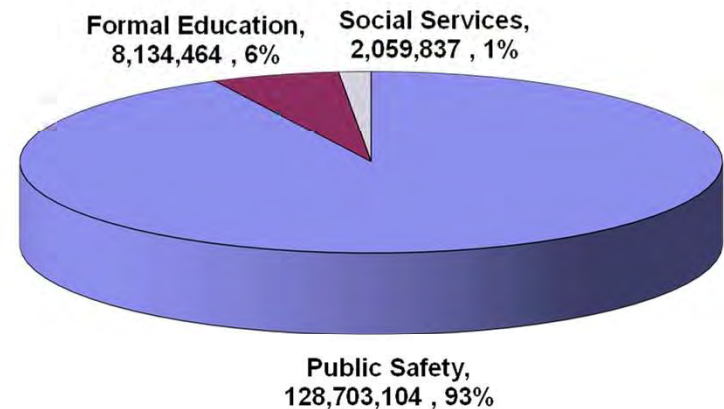
### ***Department Goals***

To maintain readiness to respond to the needs of the people in the event of disaster, either natural or human-caused; to administer policies and programs related to veterans and their families and improve our State Veterans' Cemeteries; and to provide at-risk youth with opportunity to obtain their high school diplomas and become productive citizens.

### FY 2025 Supplemental Operating Budget Adjustments by Major Program



### FY 2025 Supplemental Operating Budget



## DEPARTMENT OF DEFENSE MAJOR FUNCTIONS

- Provides for the defense, safety and welfare of the people of Hawaii.
- Maintains its readiness to respond to the needs of the people in the event of war or devastation originating from either natural or human-caused disasters.
- To meet its federal mission as part of the military reserve component, the Hawaii National Guard, consisting of the Army and Air National Guard divisions, is manned, trained, equipped and ready for call to active duty by the President in times of national emergency. To meet its State mission, the Hawaii National Guard responds when necessary to protect life and property, preserve peace, order and public safety as directed by competent State authority.
- Coordinates the emergency management planning of all public and private organizations within the islands, minimizes the loss of life and property damage, restores essential public services and expedites the recovery of individuals in the event of natural or human-caused mass casualty situations.
- Administers the Youth Challenge Academy, which serves youth at risk by providing life-transforming experience through training under military-like conditions.
- Office of Veterans Services – Responsible for the statewide administration, conduct, and coordination of all functions and activities prescribed under Chapter 363, Veterans Rights and Benefits, HRS, for veterans and their dependents.
- Office of Homeland Security (OHS) – Provide a comprehensive program, to protect our people, infrastructure, and government from terrorism and threats of attack as prescribed under Chapter 26, Executive and Administrative Departments, Section 21, Department of Defense.

## MAJOR PROGRAM AREAS

The Department of Defense has programs in the following major program areas:

### **Social Services**

DEF 112 Services to Veterans

### **Formal Education**

DEF 114 Hawaii National Guard Youth Challenge Academy

### **Public Safety**

DEF 110 Amelioration of Physical Disasters

DEF 116 Hawaii Army and Air National Guard

DEF 118 Hawaii Emergency Management Agency

NOTE: Act 278, SLH 2022, effective January 1, 2024, transfers OHS to the new Department of Law Enforcement.

**Department of the Defense  
Operating Budget**

			<b>Act 164/2023 FY 2024</b>	<b>Act 164/2023 FY 2025</b>	<b>FY 2024 Adjustments</b>	<b>FY 2025 Adjustments</b>	<b>Total FY 2024</b>	<b>Total FY 2025</b>
<b>Funding Sources:</b>	Positions	Perm	176.00	172.00		20.00	176.00	192.00
		Temp	96.25	93.75		-	96.25	93.75
General Funds		\$	35,002,382	31,473,765		8,302,314	35,002,382	39,776,079
		Perm	-	-		-	-	-
		Temp	-	-		-	-	-
Special Funds		\$	500,000	500,000		-	500,000	500,000
		Perm	4.00	1.00		(1.00)	4.00	-
		Temp	5.00	-		1.00	5.00	1.00
Federal Funds		\$	8,903,738	8,314,099		(4,137,141)	8,903,738	4,176,958
		Perm	119.00	119.00		-	119.00	119.00
		Temp	116.75	115.75		-	116.75	115.75
Other Federal Funds		\$	83,956,677	78,469,623		15,474,745	83,956,677	93,944,368
		Perm	-	-		-	-	-
		Temp	2.00	2.00		-	2.00	2.00
Revolving Funds		\$	500,000	500,000		-	500,000	500,000
		Perm	299.00	292.00	-	19.00	299.00	311.00
		Temp	220.00	211.50	-	1.00	220.00	212.50
<b>Total Requirements</b>		\$	<b>128,862,797</b>	<b>119,257,487</b>	<b>-</b>	<b>19,639,918</b>	<b>128,862,797</b>	<b>138,897,405</b>

**Highlights:** (general funds and FY 25 unless otherwise noted)

1. Reduces \$3,956,927 in federal funds and \$9,405,469 in other federal funds appropriation ceilings to reflect federal awards anticipated to be transferred to the Department of Law Enforcement.
2. Adds non-recurring funds amounting to \$24,700,000 in other federal funds and \$6,919,624 in general funds for hazard mitigation and emergency operations center projects under Hawai'i Emergency Management Agency (HI-EMA).
3. Adds 20.00 various permanent full-time equivalent positions and \$653,082 to provide assistance to HI-EMA for the Maui Brushfires, other disasters and emergencies.
4. Adds \$139,909 in salary increases for State Warning Point and Communications & Warning Workers under HI-EMA; and adds \$154,425 in salary adjustments for various positions under Amelioration of Physical Disasters, Hawai'i Air National Guard (HIANG), Services to Veterans and HI-EMA.
5. Adds \$279,624 in payroll funds as housekeeping adjustments under HI-EMA.
6. Adds \$155,650 for increased utility expenditures in Hawai'i Army National Guard, HIANG and HI-EMA.



**Department of Defense  
Capital Improvements Budget**

	<b>Act 164/2023 FY 2024</b>	<b>Act 164/2023 FY 2025</b>	<b>FY 2024 Adjustments</b>	<b>FY 2025 Adjustments</b>	<b>Total FY 2024</b>	<b>Total FY 2025</b>
<b>Funding Sources:</b>						
General Funds	12,345,000	3,157,000		-	12,345,000	3,157,000
General Obligation Bonds	5,500,000	5,000,000		3,500,000	5,500,000	8,500,000
Other Federal Funds	5,990,000	12,765,000		-	5,990,000	12,765,000
<b>Total Requirements</b>	<b>23,835,000</b>	<b>20,922,000</b>	<b>-</b>	<b>3,500,000</b>	<b>23,835,000</b>	<b>24,422,000</b>

**Highlights:** (general obligation bonds and FY 25 unless otherwise noted)

1. Adds \$3,500,000 for Youth Challenge Academy Buildings 1786 and 1787, Upgrades and Improvements, O'ahu.

# DEPARTMENT OF EDUCATION

## Department Summary

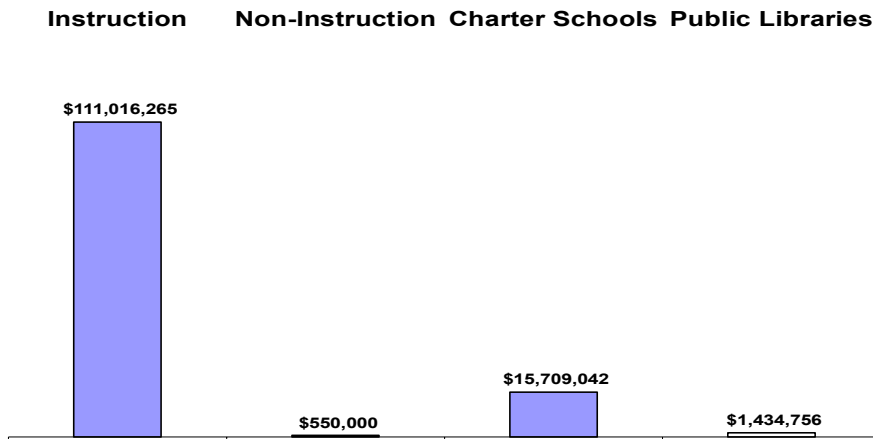
### **Mission Statement**

- Public Education System – To serve our community by developing the academic achievement, character, and social-emotional well-being of our students to the fullest potential. To work with partners, families, and communities to ensure that all students reach their aspirations from early learning through college, career, and citizenship.
- Public Charter School Commission – To authorize high-quality public charter schools throughout the State.
- Hawaii State Public Library System – To provide Hawaii’s residents, in all walks of life, and at each stage of their lives, with access to education, information, programs and services, and to teach and nurture the love of reading and the habit of life-long learning.
- Executive Office on Early Learning – Through collaboration and partnerships, we work to establish a system that ensures a solid foundation of early childhood development and learning for Hawaii’s young children (prenatal to age five), meaningful engagement and supports for their families, and a stable, competent, and supported early childhood workforce.

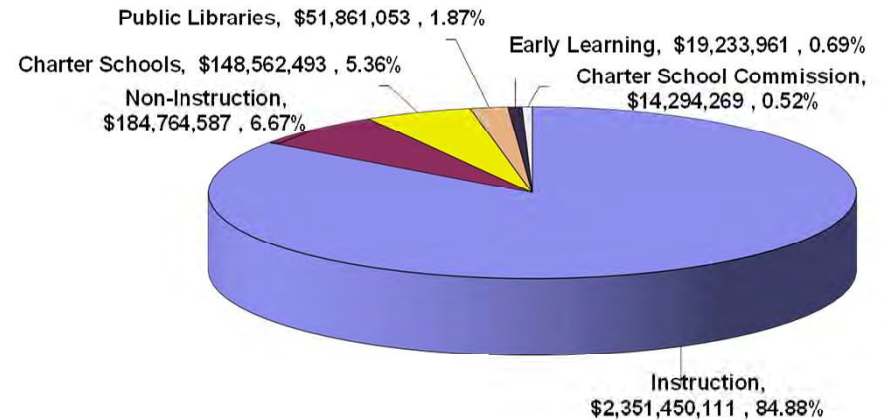
### **Department Goals**

- Public Education System – High-Quality Learning for All: All students experience high-quality learning in a safe, nurturing, and culturally responsive environment that results in equitable outcomes. All students graduate high school prepared for college and career success and community and civic engagement; High-Quality Educator Workforce in All Schools: All students are taught by effective teachers who are committed to quality teaching and learning for all. All schools, complex areas and state offices are comprised of effective staff whose work is aligned to support student learning; and Effective and Efficient Operations at All Levels: All school facilities provide a positive and inviting learning environment for students and staff. All operational and management processes are aligned and implemented in an equitable, transparent, effective, and efficient manner. Families and staff are informed of and engaged in planning and decision-making processes affecting students.
- Hawaii State Public Library System – Increase access to public library services and collections through innovative and effective methods and technologies; seek additional revenue sources and partnerships and make the best use of existing resources.
- Executive Office on Early Learning – Increase access while maintaining high quality in early childhood development and learning programs; Assist schools in building continuity and coherence as children transition from early care and education into elementary settings; and Develop the currently limited workforce of early childhood educators.

### **FY 2025 Supplemental Operating Budget Adjustments by Major Program**



### **FY 2025 Supplemental Operating Budget**



## DEPARTMENT OF EDUCATION MAJOR FUNCTIONS

- Under the direction of the Board of Education, the Department of Education manages the statewide system of public schools.
- The scope of educational programs and services of the public schools regularly encompasses grades kindergarten through twelve, and such pre-school programs and community/adult education programs as may be established by law.
- In addition to regular programs of instruction and support services, public schools offer special programs and services for qualified students with disabilities, gifted and talented students, students with limited English language proficiency, and students who are economically and culturally disadvantaged, school-alienated, or institutionally confined.
- The Board of Education also oversees the Hawaii State Public Library System. The Hawaii State Public Library System operates the Hawaii State Library, the Library for the Blind and Physically Handicapped, public libraries, community public and school libraries, and bookmobile services.
- The State Public Charter School Commission is placed within the Department of Education for administrative purposes. The Commission has statewide chartering authority and provides oversight of the public charter schools.
- The Executive Office on Early Learning (EOEL) is established within the Department of Education for administrative purposes only. Under the direction of the Early Learning Board, the Office is statutorily responsible for coordination and development of the early learning system (prenatal to age five) and administration of the EOEL Public Prekindergarten Program.

## MAJOR PROGRAM AREAS

The Department of Education has programs in the following major program areas:

### Formal Education

EDN 100	School-Based Budgeting
EDN 150	Special Education and Student Support Services
EDN 200	Instructional Support
EDN 300	State Administration
EDN 400	School Support
EDN 407	Public Libraries

EDN 450	School Facilities Authority
EDN 500	School Community Services
EDN 600	Charter Schools
EDN 612	Charter Schools Commission and Administration
EDN 700	Early Learning

**Department of the Education  
Operating Budget**

			<b>Act 164/2023 FY 2024</b>	<b>Act 164/2023 FY 2025</b>	<b>FY 2024 Adjustments</b>	<b>FY 2025 Adjustments</b>	<b>Total FY 2024</b>	<b>Total FY 2025</b>
<b>Funding Sources:</b>	Positions	Perm	19,702.75	19,720.25		6.00	19,702.75	19,726.25
		Temp	2,007.50	2,007.50		-	2,007.50	2,007.50
	General Funds	\$	2,124,901,834	2,049,077,753		111,566,265	2,124,901,834	2,160,644,018
		Perm	23.00	23.00		-	23.00	23.00
		Temp	-	-		-	-	-
	Special Funds	\$	56,821,328	56,845,366		-	56,821,328	56,845,366
		Perm	720.50	720.50		-	720.50	720.50
		Temp	136.50	136.50		-	136.50	136.50
	Federal Funds	\$	262,837,143	262,837,143		-	262,837,143	262,837,143
		Perm	-	-		-	-	-
		Temp	1.00	1.00		-	1.00	1.00
	Other Federal Funds	\$	13,053,793	13,053,793		-	13,053,793	13,053,793
		Perm	-	-		-	-	-
		Temp	-	-		-	-	-
	Private Contributions	\$	150,000	150,000		-	150,000	150,000
		Perm	-	-		-	-	-
		Temp	-	-		-	-	-
	Trust Funds	\$	13,390,000	13,390,000		-	13,390,000	13,390,000
		Perm	-	-		-	-	-
		Temp	-	-		-	-	-
	Interdepartmental Transfers	\$	7,495,605	7,495,605		-	7,495,605	7,495,605
		Perm	27.00	27.00		-	27.00	27.00
		Temp	2.00	2.00		-	2.00	2.00
	Revolving Funds	\$	40,955,838	41,032,734		-	40,955,838	41,032,734
		Perm	20,473.25	20,490.75	-	6.00	20,473.25	20,496.75
		Temp	2,147.00	2,147.00	-	-	2,147.00	2,147.00
<b>Total Requirements</b>		\$	<b>2,519,605,541</b>	<b>2,443,882,394</b>	<b>-</b>	<b>111,566,265</b>	<b>2,519,605,541</b>	<b>2,555,448,659</b>

**Highlights:** (general funds and FY 25 unless otherwise noted)

1. Adds \$15,000,000 for electricity costs.
2. Adds \$21,000,000 to support operations for the School Food Service Program in support of the federal meal program.
3. Adds \$18,377,674 to fund salary increases for Hawaii public school Educational Assistants and Vice Principals that were agreed to with the Hawaii Government Employees Association (HGEA).
4. Adds \$18,266,346 to fund the bus contracts.
5. Adds \$10,000,000 for Workers Compensation to cover shortfalls to pay for statutorily mandated benefits.
6. Adds \$10,000,000 for Active Shooter Door Locks/Door Blockers.
7. Adds \$8,000,000 for nighttime security.
8. Adds \$3,600,000 for work-based learning for students with severe disabilities.
9. Adds \$2,722,245 for Applied Behavior Analysis (ABA) position salaries to support students who have significant behavioral and/or social-communication deficits.
10. Adds \$1,500,000 to implement long-term mitigation measures for soil contamination at Hawaii Island schools.

**Department of Education  
Capital Improvements Budget**

	<b>Act 164/2023 FY 2024</b>	<b>Act 164/2023 FY 2025</b>	<b>FY 2024 Adjustments</b>	<b>FY 2025 Adjustments</b>	<b>Total FY 2024</b>	<b>Total FY 2025</b>
<b>Funding Sources:</b>						
General Funds	91,915,000	60,070,000		-	91,915,000	60,070,000
General Obligation Bonds	309,956,000	66,700,000		130,000,000	309,956,000	196,700,000
Other Federal Funds	102,400,000	144,000,000		-	102,400,000	144,000,000
<b>Total Requirements</b>	<b>504,271,000</b>	<b>270,770,000</b>	<b>-</b>	<b>130,000,000</b>	<b>504,271,000</b>	<b>400,770,000</b>

**Highlights:** (general obligation bonds and FY 25 unless otherwise noted)

1. Adds \$49,000,000 for Lump Sum - Project Completion, Statewide, for construction management costs, purchase orders, utilities charges, change orders, and all other costs associated with the completion of a project
2. Adds \$45,000,000 for teacher housing.
3. Adds \$26,000,000 for Lump Sum - Compliance, Statewide, to bring the DOE in compliance with the Americans with Disabilities Act, including architectural barrier removal, and gender equity requirements.
4. Adds \$10,000,000 for sewer system replacement at King Kekaulike High School, Maui.

**Department of the Education - Charter Schools  
Operating Budget**

			<b>Act 164/2023 FY 2024</b>	<b>Act 164/2023 FY 2025</b>	<b>FY 2024 Adjustments</b>	<b>FY 2025 Adjustments</b>	<b>Total FY 2024</b>	<b>Total FY 2025</b>
<b>Funding Sources:</b>	Positions	Perm	21.12	81.12		-	21.12	81.12
		Temp	-	-		-	-	-
	General Funds	\$	129,223,632	140,305,720		15,709,042	129,223,632	156,014,762
		Perm	6.88	6.88		-	6.88	6.88
		Temp	-	-		-	-	-
	Federal Funds	\$	6,842,000	6,842,000		-	6,842,000	6,842,000
		Perm	28.00	88.00	-	-	28.00	88.00
		Temp	-	-	-	-	-	-
<b>Total Requirements</b>		\$	<b>136,065,632</b>	<b>147,147,720</b>	<b>-</b>	<b>15,709,042</b>	<b>136,065,632</b>	<b>162,856,762</b>

**Highlights:** (general funds and FY 25 unless otherwise noted)

1. Adds \$12,463,882 for Charter Schools (EDN 600) to equalize the per pupil funding based on the Department of Education's FY 25 operating budget and projected enrollment.
2. Adds \$1,605,000 to cover salary increases for Educational Assistants and Vice Principals.
3. Adds \$1,090,160 for Per Pupil Funding for Kulia Academy, a new Charter School.
4. Adds \$550,000 for teacher differentials for eligible Charter Schools.

**Department of Education - Charter Schools  
Capital Improvements Budget**

	Act 164/2023 FY 2024	Act 164/2023 FY 2025	FY 2024 Adjustments	FY 2025 Adjustments	Total FY 2024	Total FY 2025
<b>Funding Sources:</b>						
General Funds	275,000	-			275,000	-
General Obligation Bonds	6,290,000	-			6,290,000	-
<b>Total Requirements</b>	<b>6,565,000</b>	<b>-</b>	<b>-</b>	<b>-</b>	<b>6,565,000</b>	<b>-</b>

**Highlights:** (general obligation bonds and FY 25 unless otherwise noted)

1. None.

**Department of the Education - Public Libraries  
Operating Budget**

			Act 164/2023 FY 2024	Act 164/2023 FY 2025	FY 2024 Adjustments	FY 2025 Adjustments	Total FY 2024	Total FY 2025
<b>Funding Sources:</b>	Positions	Perm	566.50	566.50		-	566.50	566.50
		Temp	-	-		-	-	-
	General Funds	\$	43,193,371	45,061,053		800,000	43,193,371	45,861,053
		Perm	-	-		-	-	-
		Temp	-	-		-	-	-
	Special Funds	\$	4,000,000	4,000,000		-	4,000,000	4,000,000
		Perm	-	-		-	-	-
		Temp	-	-		-	-	-
	Federal Funds	\$	1,365,244	1,365,244		634,756	1,365,244	2,000,000
		Perm	566.50	566.50	-	-	566.50	566.50
		Temp	-	-	-	-	-	-
<b>Total Requirements</b>		\$	48,558,615	50,426,297	-	1,434,756	48,558,615	51,861,053

**Highlights:** (general funds and FY 25 unless otherwise noted)

1. Adds \$550,000 for security services at various libraries.
2. Adds \$125,000 to support set-up of a temporary location in Kāne'ohe, O'ahu and Princeville, Kauai.
3. Adds \$125,000 to support set-up of a temporary location in Makawao, Maui and Lahaina, Maui.
4. Adds \$634,756 in federal funds for an increased grant award amount from the Institute of Museum and Library Services.



**Department of Education - Public Libraries  
Capital Improvements Budget**

	<b>Act 164/2023 FY 2024</b>	<b>Act 164/2023 FY 2025</b>	<b>FY 2024 Adjustments</b>	<b>FY 2025 Adjustments</b>	<b>Total FY 2024</b>	<b>Total FY 2025</b>
<b>Funding Sources:</b>						
General Funds	10,000,000	10,000,000		-	10,000,000	10,000,000
General Obligation Bonds	26,000,000	-		10,000,000	26,000,000	10,000,000
<b>Total Requirements</b>	<b>36,000,000</b>	<b>10,000,000</b>	<b>-</b>	<b>10,000,000</b>	<b>36,000,000</b>	<b>20,000,000</b>

**Highlights:** (general obligation bonds and FY 25 unless otherwise noted)

1. Adds \$10,000,000 for New Waikoloa Public Library, Hawaii

# OFFICE OF THE GOVERNOR

## Department Summary

### ***Mission Statement***

To enhance the effectiveness and efficiency of State programs by providing Executive direction, policy development, program coordination, and planning and budgeting.

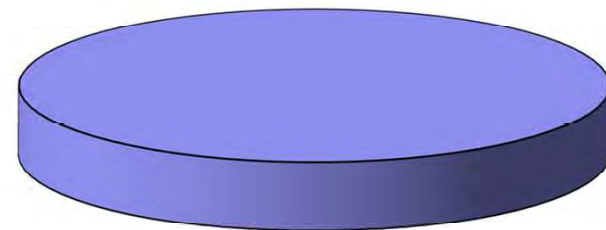
### ***Department Goals***

Improving the economic and social well-being of the citizens of Hawaii as measured by standard benchmarks; lead departments in working cooperatively across departmental divisions to deliver public services at the lowest possible costs; and lead the Executive Branch to successfully shepherd bills through the Legislature that reflect priorities of the Governor's administration.

### **FY 2025 Supplemental Operating Budget Adjustments by Major Program**

**No operating budget adjustments.**

### **FY 2025 Supplemental Operating Budget**



**Office of the Governor,  
\$5,426,774 , 100%**

## OFFICE OF THE GOVERNOR MAJOR FUNCTIONS

- Restore the public's trust in State government by committing to reforms that increase efficiency, reduce waste, and improve transparency and accountability.
- Communicate the Governor's policies and actions through diverse media.
- Ensure State departments work cooperatively to deliver needed public services to Hawai'i's most vulnerable communities.
- Maximize efforts to expend and pursue additional federal funds to support statewide infrastructure improvements, education, health, and human services programs.
- Develop and maintain intergovernmental relationships by hosting dignitaries and representing Hawai'i at events that advance our State's global reach.
- Recruit outstanding public servants and retain a quality public workforce.
- Settle collective bargaining issues in ways that advance the interests of the people of Hawai'i.
- Ensure responsible management of the State's six-year financial plan to maintain the State's financial health.

## MAJOR PROGRAM AREAS

The Office of the Governor has a program in the following major program area:

### **Government-Wide Support**

GOV 100 Office of the Governor

**Office of the Governor  
Operating Budget**

			<b>Act 164/2023 FY 2024</b>	<b>Act 164/2023 FY 2025</b>	<b>FY 2024 Adjustments</b>	<b>FY 2025 Adjustments</b>	<b>Total FY 2024</b>	<b>Total FY 2025</b>
<b>Funding Sources:</b>	Positions	Perm	30.00	30.00			30.00	30.00
		Temp	23.00	23.00			23.00	23.00
General Funds		\$	5,341,153	5,426,774			5,341,153	5,426,774
		Perm	30.00	30.00	-	-	30.00	30.00
		Temp	23.00	23.00	-	-	23.00	23.00
<b>Total Requirements</b>		\$	5,341,153	5,426,774	-	-	5,341,153	5,426,774

**Highlights:** (general funds and FY 25 unless otherwise noted)

1. None.

**Office of the Governor  
Capital Improvements Budget**

	<b>Act 164/2023 FY 2024</b>	<b>Act 164/2023 FY 2025</b>	<b>FY 2024 Adjustments</b>	<b>FY 2025 Adjustments</b>	<b>Total FY 2024</b>	<b>Total FY 2025</b>
<b>Funding Sources:</b>						
General Funds					-	-
General Obligation Bonds					-	-
<b>Total Requirements</b>	-	-	-	-	-	-

**Highlights:** (general obligation bonds and FY 25 unless otherwise noted)

1. None.

# DEPARTMENT OF HAWAIIAN HOME LANDS

## Department Summary

### ***Mission Statement***

To manage the Hawaiian Home Lands Trust (HHLT) effectively and to develop and deliver Hawaiian home lands to native Hawaiians. We will partner with others toward developing self-sufficient and healthy communities.


### ***Department Goals***

To effectively manage the Hawaiian Home Lands Trust (HHLT) lands, water, and related resources; to develop and deliver lands for award to beneficiaries on an on-going basis; to develop and deliver program services that meet the housing needs of native Hawaiians; to effectively manage the HHLT financial resources; to effectively manage the department's human resources and to establish better relationships with the native Hawaiian community, governmental agencies, homestead communities, and the community at large.

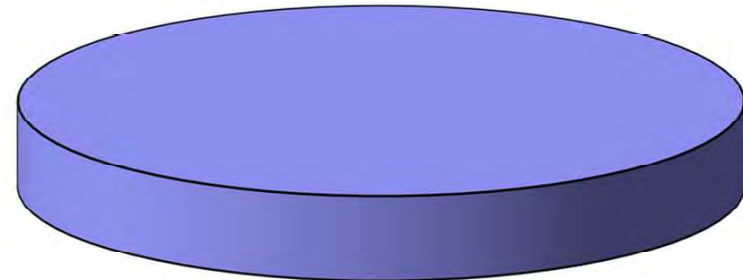
### **FY 2025 Supplemental Operating Budget Adjustments by Major Program**

#### **Social Services**

\$20,194,533



### **FY 2025 Supplemental Operating Budget**



**Social Services,  
\$85,874,403 , 100%**

## DEPARTMENT OF HAWAIIAN HOME LANDS MAJOR FUNCTIONS

- Identifying and assessing the needs of beneficiaries of the Hawaiian Homes Commission Act through research and planning; compiling data needed for the development and utilization of Hawaiian Home Lands and other physical resources of the Hawaiian Home Lands Trust; identifying Hawaiian home lands by physical characteristics, land use, and planned use of the lands; and developing and updating regional master plans for designated areas.
- Developing, marketing, disposing of, and managing Hawaiian Home Lands not immediately needed or not suitable for homestead purposes by issuing general leases, revocable permits, licenses, and rights-of-entry to generate income to finance homestead lot development activities.
- Developing Hawaiian Home Lands for homesteading and income-producing purposes by designing and constructing off-site and on-site improvements.
- Developing waiting lists of applicants for homestead leases; awarding homestead leases; providing loans for home building, repair, and replacement and for development of farms and ranches; managing homestead areas on the islands of Oahu, Hawaii, Maui, Molokai, Kauai, and Lanai; and providing for the maintenance, repair, and operation of water systems, roads, and facilities.

## MAJOR PROGRAM AREAS

The Department of Hawaiian Home Lands has programs in the following major program areas:

### **Social Services**

- HHL 602 Planning and Development for Hawaiian Homesteads
- HHL 625 Administration and Operating Support

**Department of the Hawaiian Home Lands  
Operating Budget**

			<b>Act 164/2023 FY 2024</b>	<b>Act 164/2023 FY 2025</b>	<b>FY 2024 Adjustments</b>	<b>FY 2025 Adjustments</b>	<b>Total FY 2024</b>	<b>Total FY 2025</b>
<b>Funding Sources:</b>	Positions	Perm	200.00	200.00		-	200.00	200.00
		Temp	-	-		-	-	-
	General Funds	\$	26,428,191	26,796,100		20,000,000	26,428,191	46,796,100
		Perm	-	-		-	-	-
		Temp	-	-		-	-	-
	Special Funds	\$	4,824,709	4,824,709		-	4,824,709	4,824,709
		Perm	4.00	4.00		-	4.00	4.00
		Temp	2.00	2.00		6.00	2.00	8.00
	Federal Funds	\$	23,318,527	23,318,527		194,533	23,318,527	23,513,060
		Perm	-	-		-	-	-
		Temp	-	-		-	-	-
	Trust Funds	\$	3,740,534	3,740,534		-	3,740,534	3,740,534
		Perm	-	-		-	-	-
		Temp	-	-		-	-	-
	Revolving Funds	\$	7,000,000	7,000,000		-	7,000,000	7,000,000
		Perm	204.00	204.00	-	-	204.00	204.00
		Temp	2.00	2.00	-	6.00	2.00	8.00
<b>Total Requirements</b>		\$	<b>65,311,961</b>	<b>65,679,870</b>	<b>-</b>	<b>20,194,533</b>	<b>65,311,961</b>	<b>85,874,403</b>

**Highlights:** (general funds and FY 25 unless otherwise noted)

1. Adds \$20,000,000 for wildfire response, recovery, and prevention measures.
2. Adds 6.00 temporary positions and \$194,533 in federal funds to support the Native American Housing Assistance and Self-Determination Act.



**Department of Hawaiian Home Lands  
Capital Improvements Budget**

	Act 164/2023 FY 2024	Act 164/2023 FY 2025	FY 2024 Adjustments	FY 2025 Adjustments	Total FY 2024	Total FY 2025
<b>Funding Sources:</b>						
General Funds	-	-			-	-
General Obligation Bonds	20,000,000	20,000,000		-	20,000,000	20,000,000
<b>Total Requirements</b>	20,000,000	20,000,000	-	-	20,000,000	20,000,000

**Highlights:** (general obligation bonds and FY 25 unless otherwise noted)

1. None.

# DEPARTMENT OF HEALTH

## Department Summary

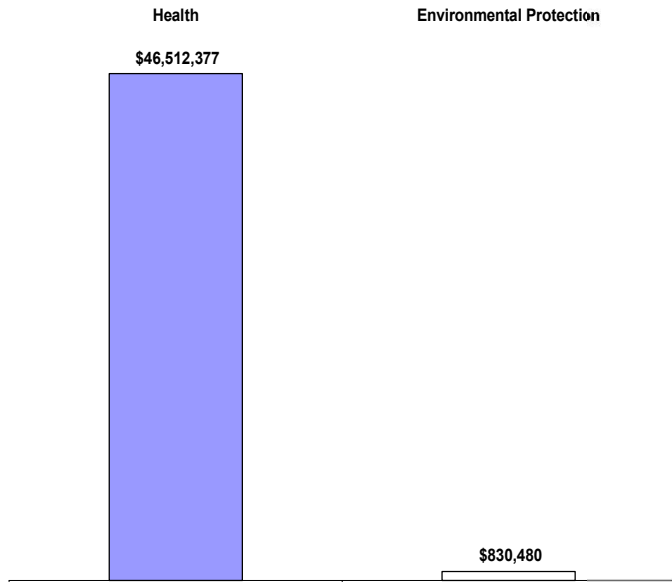
### ***Mission Statement***

To administer programs designed to protect, preserve, care for, and improve the physical and mental health of the people of the State.

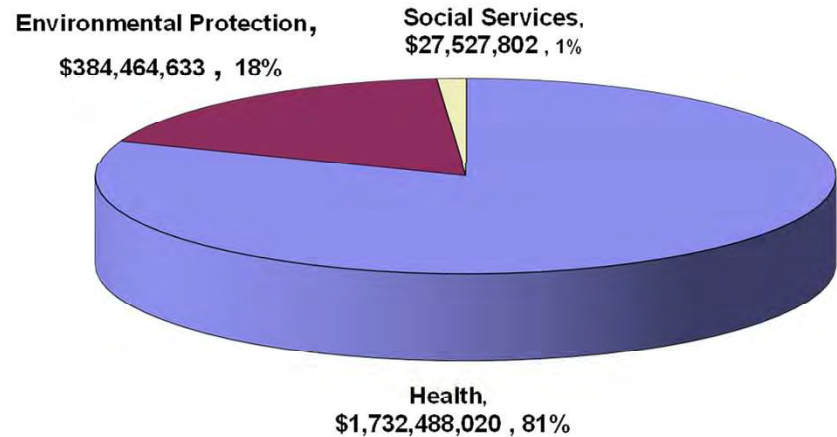
### ***Department Goals***

To monitor, protect and enhance the health of all people in Hawaii by providing leadership in assessment, policy development, and assurance to promote health and well-being, to preserve a clean, healthy and natural environment, and to assure basic health care for all.

### **FY 2025 Supplemental Operating Budget Adjustments by Major Program**



### **FY 2025 Supplemental Operating Budget**



## DEPARTMENT OF HEALTH MAJOR FUNCTIONS

- Plans, directs and administers statewide programs to protect, preserve and improve the physical, mental and environmental health of Hawaii's residents.
- Administers programs for the prevention, control and treatment of infectious and communicable diseases; coordinates bioterrorism preparedness planning activities and integrating these activities with surveillance and response mechanisms.
- Administers community-based programs that provide and coordinate health intervention services and support for at-risk families, populations and communities who are most likely to experience unhealthy outcomes.
- Provides public health nursing intervention services in the areas of communicable disease, disaster outbreaks care coordination, follow-up and monitoring for at-risk populations and nursing supervision, oversight and intervention in the public schools.
- Plans, coordinates and provides statewide mental health services which include treatment, consultative and preventive components for individuals; also plans, coordinates and implements statewide services relative to alcohol and drug abuse.
- Provides services and support to individuals with developmental disabilities or intellectual disabilities and their families to attain quality of life.
- Plans, provides and promotes health services to mothers, children and youth and family planning services. Also provides basic dental treatment services for the control of oral diseases and abnormalities to institutionalized patients at Hawaii State Hospital, Hale Mohalu, Kalaupapa Settlement and through the four Oahu health centers.
- Implements and maintains the statewide programs for air, water, noise, radiation and indoor air pollution control; noise, safe drinking water, solid waste and wastewater management, and programs which protect consumers from unsafe foods, drugs, cosmetics, and medical devices.
- Administers the statewide emergency medical services system.
- Administers a statewide laboratories program which conducts analysis in support of environmental health and communicable disease monitoring and control activities.
- Implements and administers the medical cannabis dispensary and patient registry systems.

## MAJOR PROGRAM AREAS

The Department of Health has programs in the following major program areas:

### Environmental Protection

HTH 840 Environmental Management  
HTH 849 Environmental Health Administration

### Health

HTH 100 Communicable Disease and Public Health  
Nursing  
HTH 131 Disease Outbreak Control  
HTH 210 Hawai'i Health Systems Corporation –  
Corporate Office  
HTH 211 Kahuku Hospital  
HTH 212 Hawai'i Health Systems Corporation –  
Regions  
HTH 213 Ali'i Community Care  
HTH 214 Maui Health System, a KFH, LLC  
HTH 215 Hawai'i Health Systems Corporation –  
O'ahu Region  
HTH 420 Adult Mental Health – Outpatient  
HTH 430 Adult Mental Health – Inpatient  
HTH 440 Alcohol and Drug Abuse Division  
HTH 460 Child and Adolescent Mental Health  
HTH 495 Behavioral Health Administration  
HTH 501 Developmental Disabilities  
HTH 560 Family Health Services  
HTH 590 Chronic Disease Prevention and Health  
Promotion  
HTH 595 Health Resources Administration  
HTH 596 Office of Medical Cannabis Control and  
Regulation  
HTH 610 Environmental Health Services

HTH 710 State Laboratory Services  
HTH 720 Health Care Assurance  
HTH 730 Emergency Medical Services and Injury  
Prevention System  
HTH 760 Health Status Monitoring  
HTH 905 Developmental Disabilities Council  
HTH 906 State Health Planning and Development  
Agency  
HTH 907 General Administration  
HTH 908 Office of Language Access

### Social Services

HTH 520 Disability and Communications Access  
Board  
HTH 904 Executive Office on Aging

This page is intentionally left blank

**Department of the Health  
Operating Budget**

			Act 164/2023 FY 2024	Act 164/2023 FY 2025	FY 2024 Adjustments	FY 2025 Adjustments	Total FY 2024	Total FY 2025
<b>Funding Sources:</b>	Positions	Perm	2,458.62	2,462.62		21.50	2,458.62	2,484.12
		Temp	189.50	189.50		(11.50)	189.50	178.00
	General Funds	\$	542,045,218	565,500,389		58,477,572	542,045,218	623,977,961
		Perm	153.35	156.35		2.15	153.35	158.50
		Temp	16.00	16.00		1.00	16.00	17.00
	Special Funds	\$	214,588,013	215,364,247		3,179,205	214,588,013	218,543,452
		Perm	192.55	192.55		5.20	192.55	197.75
		Temp	78.90	78.90		(1.80)	78.90	77.10
	Federal Funds	\$	88,546,653	115,102,504		(13,044,578)	88,546,653	102,057,926
		Perm	85.20	85.20		1.40	85.20	86.60
		Temp	110.85	110.85		(3.20)	110.85	107.65
	Other Federal Funds	\$	53,493,952	96,698,217		(1,626,677)	53,493,952	95,071,540
		Perm	11.00	11.00		-	11.00	11.00
		Temp	3.00	3.00		-	3.00	3.00
	Interdepartmental Transfers	\$	7,686,306	7,708,172		101,558	7,686,306	7,809,730
		Perm	54.00	54.00		0.25	54.00	54.25
		Temp	-	-		-	-	-
	Revolving Funds	\$	263,144,144	263,320,472		23,277	263,144,144	263,343,749
		Perm	2,954.72	2,961.72	-	30.50	2,954.72	2,992.22
		Temp	398.25	398.25	-	(15.50)	398.25	382.75
<b>Total Requirements</b>		\$	<b>1,169,504,286</b>	<b>1,263,694,001</b>	<b>-</b>	<b>47,110,357</b>	<b>1,169,504,286</b>	<b>1,310,804,358</b>

**Highlights:** (general funds and FY 25 unless otherwise noted)

1. Adds \$20,000,000 for contracts for psychiatric in-patient services for Hawai'i State Hospital.
2. Adds \$13,000,000 for contracts for locum tenens (temporary placement) services for Hawai'i State Hospital.
3. Adds \$10,800,000 for purchase of service contracts for Child and Adolescent Mental Health Services Division.
4. Adds \$6,657,400 for behavioral health crisis center and supportive housing services for Adult Mental Health Division.
5. Adds \$4,962,487 for early intervention services for Family Health Services Division.
6. Adds \$2,512,751 for collective bargaining increases for emergency medical services for the Counties of Maui, Kaua'i, and Hawai'i.
7. Adds 1.00 permanent FTE, 1.00 temporary FTE and \$2,220,328 in special funds to implement and maintain a statewide multi-media information campaign related to cannabis use and misuse for the Office of Medical Cannabis Control and Regulation.

**Department of Health  
Capital Improvements Budget**

	Act 164/2023 FY 2024	Act 164/2023 FY 2025	FY 2024 Adjustments	FY 2025 Adjustments	Total FY 2024	Total FY 2025
<b>Funding Sources:</b>						
General Funds	1,000,000	1,000,000		-	1,000,000	1,000,000
General Obligation Bonds	26,859,000	112,163,000		(80,130,000)	26,859,000	32,033,000
Federal Funds	55,044,000	58,611,000		-	55,044,000	58,611,000
<b>Total Requirements</b>	<b>82,903,000</b>	<b>171,774,000</b>	<b>-</b>	<b>(80,130,000)</b>	<b>82,903,000</b>	<b>91,644,000</b>

**Highlights:** (general obligation bonds and FY 25 unless otherwise noted)

1. Reduces \$100,000,000 for Kinau Hale, Mental Health Crisis Unit and Other Related Improvements, O'ahu
2. Adds \$9,960,000 for Kamauleule, Replace Air Handler Units, Exhaust Fans and Related Improvements, O'ahu.
3. Adds \$4,200,000 for Hawai'i State Hospital, Bed Expansion for Guensberg & Bishop Buildings, O'ahu.
4. Adds \$2,750,000 for Kalaupapa Settlement, Municipal Solid Waste Landfill Cover & Related Improvements, Moloka'i.
5. Adds \$2,000,000 for Kamauleule, Biosafety Level 3 Laboratory, O'ahu.

**Department of the Health - Hawaii Health Systems Corporation  
Operating Budget**

			<b>Act 164/2023 FY 2024</b>	<b>Act 164/2023 FY 2025</b>	<b>FY 2024 Adjustments</b>	<b>FY 2025 Adjustments</b>	<b>Total FY 2024</b>	<b>Total FY 2025</b>
<b>Funding Sources:</b>	Positions	Perm	-	-		-	-	-
		Temp	-	-		-	-	-
	General Funds	\$	204,275,303	185,458,303		232,500	204,275,303	185,690,803
		Perm	2,835.25	2,835.25		-	2,835.25	2,835.25
		Temp	-	-		-	-	-
	Special Funds	\$	633,633,022	647,985,294		-	633,633,022	647,985,294
		Perm	2,835.25	2,835.25	-	-	2,835.25	2,835.25
		Temp	-	-	-	-	-	-
<b>Total Requirements</b>		\$	<b>837,908,325</b>	<b>833,443,597</b>	<b>-</b>	<b>232,500</b>	<b>837,908,325</b>	<b>833,676,097</b>

**Highlights:** (general funds and FY 25 unless otherwise noted)

1. Adds \$232,500 for general fund subsidy increase for Kahuku Medical Center.



**Department of Hawaii Health Systems Corporation  
Capital Improvements Budget**

	<b>Act 164/2023 FY 2024</b>	<b>Act 164/2023 FY 2025</b>	<b>FY 2024 Adjustments</b>	<b>FY 2025 Adjustments</b>	<b>Total FY 2024</b>	<b>Total FY 2025</b>
<b>Funding Sources:</b>						
General Funds	74,300,000	29,500,000		-	74,300,000	29,500,000
General Obligation Bonds	55,647,000	14,000,000		27,000,000	55,647,000	41,000,000
<b>Total Requirements</b>	<b>129,947,000</b>	<b>43,500,000</b>	<b>-</b>	<b>27,000,000</b>	<b>129,947,000</b>	<b>70,500,000</b>

**Highlights:** (general obligation bonds and FY 25 unless otherwise noted)

1. Adds \$25,500,000 for various projects for the Hawai'i Health Systems Corporation, Statewide.
2. Adds \$1,500,000 for various projects for the Kahuku Medical Center, O'ahu.

# DEPARTMENT OF HUMAN RESOURCES DEVELOPMENT

## Department Summary

***Mission Statement***

To provide timely and responsive leadership, resources, and services to fully support the State in the recruitment, management, and retention of a high-performing workforce.

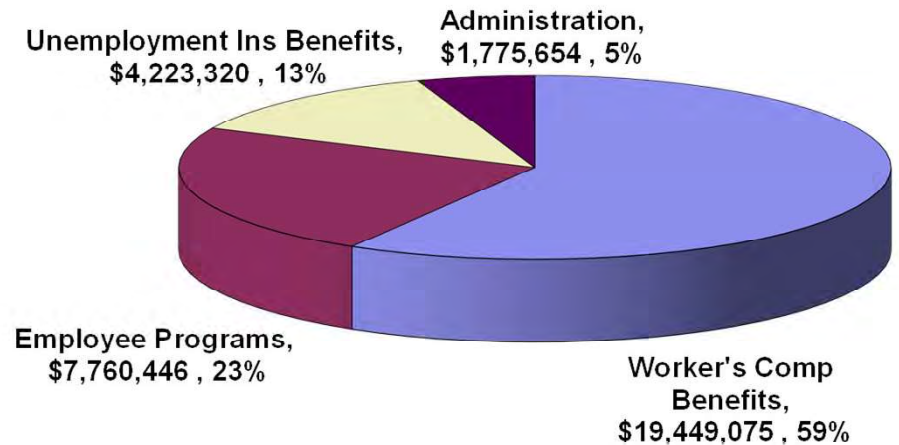
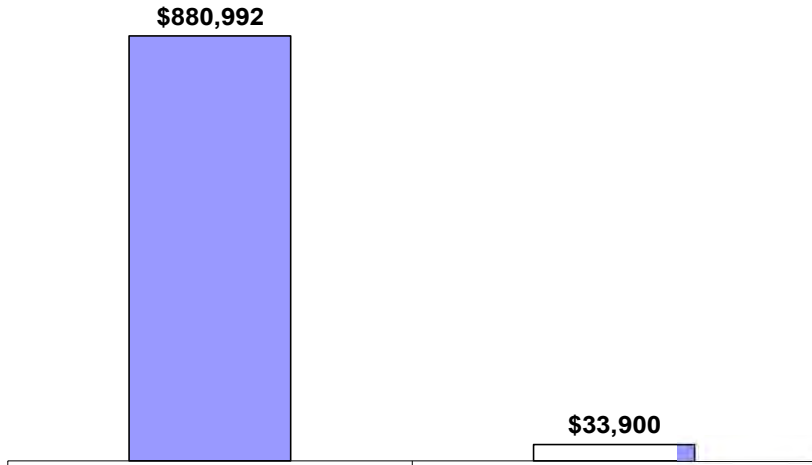
***Department Goals***

To maximize employee productivity and performance toward excellence in the department; increase the effectiveness and efficiency of the State's Human Resources system to maximize productivity and performance toward excellence; and promote proactive State Workforce Planning.

**FY 2025 Supplemental Operating Budget  
Adjustments by Major Program**

**FY 2025 Supplemental  
Operating Budget**

**Employee Programs    Worker's Comp Benefits**



## DEPARTMENT OF HUMAN RESOURCES DEVELOPMENT MAJOR FUNCTIONS

- Administers the State human resources program, provides administrative support services to statutorily and executively assigned commissions and boards, and represents the State on other commissions and committees.
- Plans, organizes, directs, and coordinates the various activities of the State human resources program in employee training and development, recruitment, examination, position classification, pay administration, workers' compensation payments, and labor relations within the scope of laws, rules, and established policies.
- Develops and administers classification and compensation system(s) for civil service positions including the establishment and maintenance of classes and their experience and training requirements; the pricing of classes; and the assignment of positions to classes, bargaining units and other administrative units.
- Establishes and maintains statewide policies, procedures, programs, and services that provide guidance and support to the line departments of the Executive Branch with regard to employee relations, employee benefits programs; reports on the workforce composition and employment trends; and statewide employee development programs.
- Plans and administers statewide (except for DOE, UH and HHSC) workers' compensation program, claims management, Return to Work Priority Program, and a safety and accident prevention program.
- Conducts statewide staffing and consultative advisory services, including human resources research and development projects to forecast, plan for and effectuate effective staffing strategies before staffing issues become acute or impact public services; implements strategies to attract and retain employees by competitively filling positions, and develops and administers a statewide recruitment program.

## MAJOR PROGRAM AREAS

The Department of Human Resources Development has a program in the following major program area:

### **Government-Wide Support**

HRD 102      Work Force Attraction, Selection,  
Classification, and Effectiveness

HRD 191      Supporting Services - Human Resources  
Development

**Department of the Human Resources Development  
Operating Budget**

			<b>Act 164/2023 FY 2024</b>	<b>Act 164/2023 FY 2025</b>	<b>FY 2024 Adjustments</b>	<b>FY 2025 Adjustments</b>	<b>Total FY 2024</b>	<b>Total FY 2025</b>
<b>Funding Sources:</b>	Positions	Perm	94.00	94.00		4.00	94.00	98.00
		Temp	-	-		-	-	-
	General Funds	\$	28,269,622	26,390,623		939,892	28,269,622	27,330,515
		Perm	-	-		-	-	-
		Temp	-	-		-	-	-
	Special Funds	\$	700,000	700,000		-	700,000	700,000
		Perm	2.00	2.00		-	2.00	2.00
		Temp	-	-		-	-	-
	Interdepartmental Transfers	\$	5,173,326	5,177,980		-	5,173,326	5,177,980
		Perm	96.00	96.00	-	4.00	96.00	100.00
		Temp	-	-	-	-	-	-
<b>Total Requirements</b>		\$	<b>34,142,948</b>	<b>32,268,603</b>	<b>-</b>	<b>939,892</b>	<b>34,142,948</b>	<b>33,208,495</b>

**Highlights:** (general funds and FY 25 unless otherwise noted)

1. Adds 5.00 permanent positions and \$730,080 for state employee/intern recruitment, job fairs, and multi-media public outreach by the Employee Staffing Division for the Work Force Attraction, Selection, Classification, and Effectiveness Program.
2. Adds 1.00 permanent position and \$71,016 for administration of statewide pre-tax employee benefits, telework program guidelines, and benefits program research by the Employee Assistance Office for the Work Force Attraction, Selection, Classification, and Effectiveness Program.
3. Adds \$79,896 for full-year funding for 2.00 Human Resources Specialists for the Classification Branch for the Work Force Attraction, Selection, Classification, and Effectiveness Program.

**Department of Human Resources Development  
Capital Improvements Budget**

	Act 164/2023 FY 2024	Act 164/2023 FY 2025	FY 2024 Adjustments	FY 2025 Adjustments	Total FY 2024	Total FY 2025
<b>Funding Sources:</b>						
General Funds					-	-
General Obligation Bonds					-	-
<b>Total Requirements</b>	-	-	-	-	-	-

**Highlights:** (general obligation bonds and FY 25 unless otherwise noted)

1. None.

# DEPARTMENT OF HUMAN SERVICES

## Department Summary

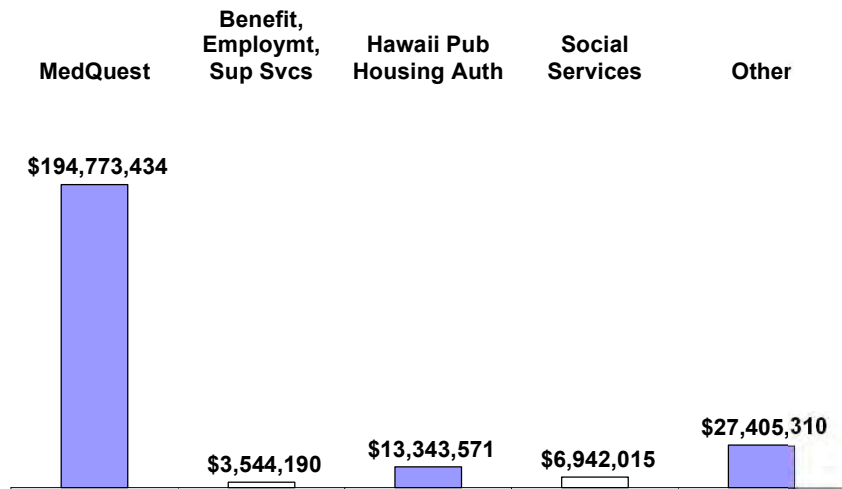
### ***Mission Statement***

To provide timely, efficient, and effective programs, services and benefits for the purpose of achieving the outcome of empowering Hawaii's most vulnerable people; and to expand their capacity for self-sufficiency, self-determination, independence, healthy choices, quality of life, and personal dignity.

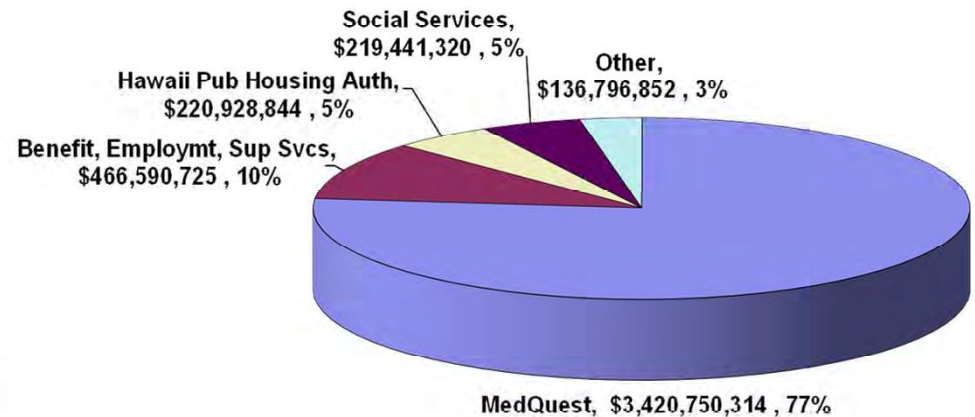
### ***Department Goals***

Through a multi-generational approach, align programs, services and benefits to provide recipients with access to an array of needed services; modernize the service delivery model through business process transformation and sharing of critical information internally and externally to improve outcomes of individuals and communities in which they live; improve individual and departmental outcomes through data driven decisions; leverage and invest in technology to increase operational efficiency and reduce administrative burden; and strengthen public-private partnerships to develop a modern integrated health and human services delivery system.

### FY 2025 Supplemental Operating Budget Adjustments by Major Program



### FY 2025 Supplemental Operating Budget



## DEPARTMENT OF HUMAN SERVICES MAJOR FUNCTIONS

- Provides employment-related services, childcare services, and economic assistance to eligible families and individuals.
- Provides medical assistance programs to eligible families and individuals.
- Provides child welfare and adult protective and community services to eligible families and individuals.
- Administers programs of vocational rehabilitation, independent living rehabilitation, services for the blind, and disability determination.
- Provides a continuum of prevention, rehabilitation, and treatment services and programs for at-risk youth.
- Serves as a catalyst to provide Hawaii residents with affordable housing and shelter.

## MAJOR PROGRAM AREAS

The Department of Human Services has programs in the following major program areas:

<b>Employment</b>		HMS 236	Case Management for Self-Sufficiency	HMS 605	Community-Based Residential and Medicaid Facility Support
HMS 802	Vocational Rehabilitation				
		HMS 237	Employment and Training		
<b>Social Services</b>		HMS 238	Disability Determination	HMS 777	Office on Homelessness and Housing Solutions
HMS 202	Aged, Blind and Disabled Payments	HMS 301	Child Protective Services		General Support for Social Services
HMS 204	General Assistance Payments	HMS 302	General Support for Child Care	HMS 901	General Support for Health Care Payments
HMS 206	Federal Assistance Payments	HMS 303	Child Protective Services Payments	HMS 902	General Support for Self-Sufficiency Services
HMS 211	Cash Support for Families-Self-Sufficiency	HMS 305	Cash Support for Child Care	HMS 903	General Administration (DHS)
HMS 220	Rental Housing Services	HMS 401	Health Care Payments		
HMS 222	Rental Assistance Services	HMS 501	In-Community Youth Programs		
HMS 224	Homeless Services	HMS 503	Hawaii Youth Correctional Facility (HYCF)	<b>Individual Rights</b>	
HMS 229	Hawaii Public Housing Authority Administration	HMS 601	Adult Protective and Community Services	HMS 888	Commission on the Status of Women

**Department of the Human Services  
Operating Budget**

			<b>Act 164/2023 FY 2024</b>	<b>Act 164/2023 FY 2025</b>	<b>FY 2024 Adjustments</b>	<b>FY 2025 Adjustments</b>	<b>Total FY 2024</b>	<b>Total FY 2025</b>
<b>Funding Sources:</b>	Positions	Perm	1,240.73	1,240.73		8.00	1,240.73	1,248.73
		Temp	15.50	15.50		(1.00)	15.50	14.50
	General Funds	\$	1,440,535,123	1,475,717,885		23,178,227	1,440,535,123	1,498,896,112
		Perm	1.56	1.56		0.31	1.56	1.87
		Temp	-	-		-	-	-
	Special Funds	\$	7,048,451	7,055,397		5,049,458	7,048,451	12,104,855
		Perm	993.46	993.46		7.44	993.46	1,000.90
		Temp	56.50	56.50		3.00	56.50	59.50
	Federal Funds	\$	2,695,782,214	2,695,478,208		217,356,961	2,695,782,214	2,912,835,169
		Perm	-	-		-	-	-
		Temp	-	-		-	-	-
	Other Federal Funds	\$	18,460,916	18,460,916		299,275	18,460,916	18,760,191
		Perm	-	-		-	-	-
		Temp	-	-		-	-	-
	Private Contributions	\$	10,000	10,000		-	10,000	10,000
		Perm	-	-		-	-	-
		Temp	-	-		-	-	-
	Interdepartmental Transfers	\$	7,169,481	7,169,481		-	7,169,481	7,169,481
		Perm	77.00	77.00		(4.00)	77.00	73.00
		Temp	17.00	17.00		2.00	17.00	19.00
	Revolving Funds	\$	14,523,842	14,607,648		124,599	14,523,842	14,732,247
		Perm	2,312.75	2,312.75	-	11.75	2,312.75	2,324.50
		Temp	89.00	89.00	-	4.00	89.00	93.00
<b>Total Requirements</b>		\$	<b>4,183,530,027</b>	<b>4,218,499,535</b>	<b>-</b>	<b>246,008,520</b>	<b>4,183,530,027</b>	<b>4,464,508,055</b>

**Highlights:** (general funds and FY 25 unless otherwise noted)

1. Adds 6.00 federal fund temporary positions, \$13,370,000 in general funds, and \$12,751,554 in federal funds for emergency management related to the Maui wildfires.
2. Transfers \$6,000,000 from Cash Support for Child Care to General Support for Self-Sufficiency Services to facilitate the use of Temporary Assistance for Needy Families funds for Preschool Open Doors subsidy payments.
3. Increases the Spouse and Child Abuse Special Fund ceiling by \$5,000,000 for Child Protective Services to fund operations and services necessary to comply with the Family First Prevention Services Act.
4. Adds \$1,320,000 for Homeless Services to provide increased support for homeless services contracts.
5. Adds \$1,000,000 for In-Community Youth Programs to support youth mental health services.
6. Adds \$288,177 in general funds and \$255,500 in federal funds for General Support for Self-Sufficiency Services for increased costs to maintain and operate the new Benefits Eligibility Solution system.
7. Adds \$490,000 for Case Management for Self-Sufficiency to provide second-year funding for lease costs at the Pohulani processing center.



**Department of Human Services  
Capital Improvements Budget**

	<b>Act 164/2023 FY 2024</b>	<b>Act 164/2023 FY 2025</b>	<b>FY 2024 Adjustments</b>	<b>FY 2025 Adjustments</b>	<b>Total FY 2024</b>	<b>Total FY 2025</b>
<b>Funding Sources:</b>						
General Funds	5,895,000	5,800,000		-	5,895,000	5,800,000
General Obligation Bonds	17,850,000	5,000,000		54,311,000	17,850,000	59,311,000
Federal Funds	-	-		20,000,000	-	20,000,000
<b>Total Requirements</b>	<b>23,745,000</b>	<b>10,800,000</b>	<b>-</b>	<b>74,311,000</b>	<b>23,745,000</b>	<b>85,111,000</b>

**Highlights:** (general obligation bonds and FY 25 unless otherwise noted)

1. Adds \$20,000,000 in general obligation bond funds and \$20,000,000 in federal funds for Information Technology Modernization for the Comprehensive Child Welfare Information System, Statewide.
2. Adds \$22,000,000 for School Street, Development of Elderly Housing, O'ahu
3. Adds \$10,000,000 for Hawai'i Public Housing Authority Lump Sum, Site and Building Improvements, Health and Safety Improvements, Statewide.
4. Adds \$1,628,000 for the Kawaiiloa Youth and Family Wellness Center Replace Emergency Generators and Other Improvements, O'ahu.
5. Adds \$683,000 for the Kawaiiloa Youth and Family Wellness Center Air Conditioning Systems Replacement and Related Improvements, O'ahu.

# DEPARTMENT OF LABOR AND INDUSTRIAL RELATIONS

## Department Summary

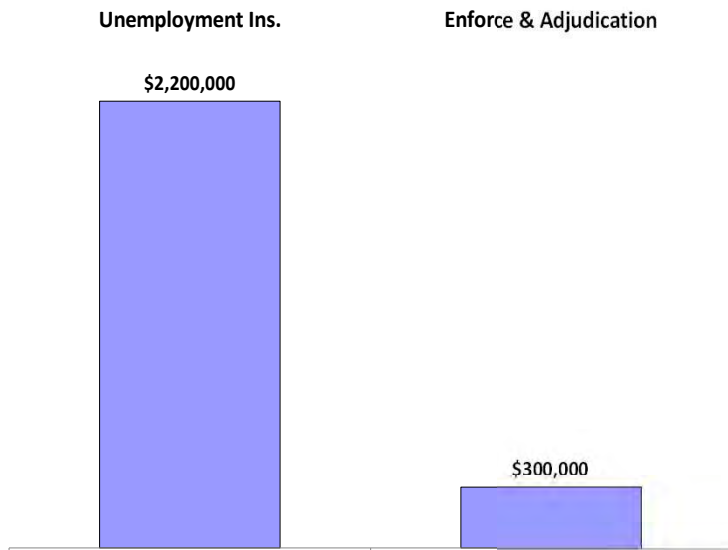
### ***Mission Statement***

To increase the economic security, physical and economic well-being and productivity of workers and ensure the growth and development of industry.

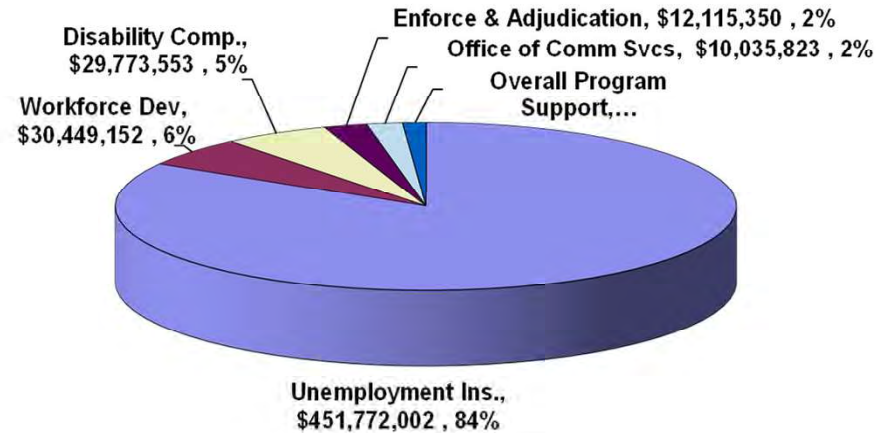
### ***Department Goals***

To promote access to employment and assess the needs and skills of the workforce; to alleviate the economic hardship of workers during periods of disability or temporary unemployment; to protect the employment rights of workers and assure a safe and healthy workplace; to develop, deliver and coordinate information to meet labor market supply and demand; and to promote the harmonious working relationship between business, labor, educators, and government agencies.

### **FY 2025 Supplemental Operating Budget Adjustments by Major Program**



### **FY 2025 Supplemental Operating Budget**



## DEPARTMENT OF LABOR AND INDUSTRIAL RELATIONS MAJOR FUNCTIONS

- Administers federal and State programs designed to improve the economic security, occupational safety and health, working conditions, and productivity of workers, and maintain favorable labor-management relationships throughout the State.
- Administers comprehensive employment and training services to both job seekers and employers through a system of employment offices located statewide.
- Administers the State Unemployment Insurance program. Ensures that fair hearings before impartial appeals referees are provided to employers and claimants with respect to determinations made by the department regarding unemployment insurance benefits, disaster unemployment insurance, and other security decisions.
- Administers and enforces the State's occupational safety and health laws.
- Administers all activities pertinent to the management of the Workers' Compensation, Temporary Disability Insurance, and Prepaid Health Care laws and programs.
- Administers and enforces State labor laws dealing with wages and other compensation, hours, child labor, family leave, and related rules and regulations.

## MAJOR PROGRAM AREAS

The Department of Labor and Industrial Relations has programs in the following major program areas:

### Employment

LBR 111 Workforce Development  
LBR 143 Hawaii Occupational Safety and Health Program  
LBR 152 Wage Standards Program  
LBR 153 Hawaii Civil Rights Commission  
LBR 161 Hawaii Labor Relations Board  
LBR 171 Unemployment Insurance Program

LBR 183 Disability Compensation Program  
LBR 812 Labor and Industrial Relations Appeals Board  
LBR 902 General Administration  
LBR 903 Office of Community Services

**Department of the Labor and Industrial Relations**  
**Operating Budget**

			<b>Act 164/2023</b>	<b>Act 164/2023</b>	<b>FY 2024</b>	<b>FY 2025</b>	<b>Total</b>	<b>Total</b>
			<b>FY 2024</b>	<b>FY 2025</b>	<b>Adjustments</b>	<b>Adjustments</b>	<b>FY 2024</b>	<b>FY 2025</b>
<b>Funding Sources:</b>	Positions	Perm	194.73	194.73		-	194.73	194.73
		Temp	14.96	14.96		-	14.96	14.96
	General Funds	\$	67,138,283	26,686,049		-	67,138,283	26,686,049
		Perm	-	-		-	-	-
		Temp	-	-		-	-	-
	Special Funds	\$	7,743,402	7,743,402		300,000	7,743,402	8,043,402
		Perm	263.70	263.70		-	263.70	263.70
		Temp	38.00	38.00		-	38.00	38.00
	Federal Funds	\$	38,067,000	38,067,000		2,400,000	38,067,000	40,467,000
		Perm	53.07	53.07		-	53.07	53.07
		Temp	6.54	6.54		-	6.54	6.54
	Other Federal Funds	\$	6,636,941	6,636,941		(200,000)	6,636,941	6,436,941
		Perm	11.00	11.00		-	11.00	11.00
		Temp	5.00	5.00		-	5.00	5.00
	Trust Funds	\$	415,615,992	365,550,515		-	415,615,992	365,550,515
		Perm	-	-		-	-	-
		Temp	-	-		-	-	-
	Interdepartmental Transfers	\$	2,891,173	2,891,173		-	2,891,173	2,891,173
		Perm	19.00	19.00		-	19.00	19.00
		Temp	-	-		-	-	-
	Revolving Funds	\$	2,693,796	2,694,163		-	2,693,796	2,694,163
		Perm	541.50	541.50	-	-	541.50	541.50
		Temp	64.50	64.50	-	-	64.50	64.50
<b>Total Requirements</b>		\$	<b>540,786,587</b>	<b>450,269,243</b>	<b>-</b>	<b>2,500,000</b>	<b>540,786,587</b>	<b>452,769,243</b>

**Highlights:** (general funds and FY 25 unless otherwise noted)

1. Adds \$2,200,000 for net increase in appropriation ceiling for federal and other federal funds to align with anticipated federal awards in Workforce Development and Unemployment Insurance programs.
2. Adds \$300,000 to establish special fund appropriation ceiling in Wage Standards program for Labor Law Enforcement Special Fund.

**Department of Labor and Industrial Relations  
Capital Improvements Budget**

	Act 164/2023 FY 2024	Act 164/2023 FY 2025	FY 2024 Adjustments	FY 2025 Adjustments	Total FY 2024	Total FY 2025
<b>Funding Sources:</b>						
General Funds					-	-
General Obligation Bonds	20,000,000	-			20,000,000	-
<b>Total Requirements</b>	20,000,000	-	-	-	20,000,000	-

**Highlights:** (general obligation bonds and FY 25 unless otherwise noted)

1. None

# DEPARTMENT OF LAND AND NATURAL RESOURCES

## Department Summary

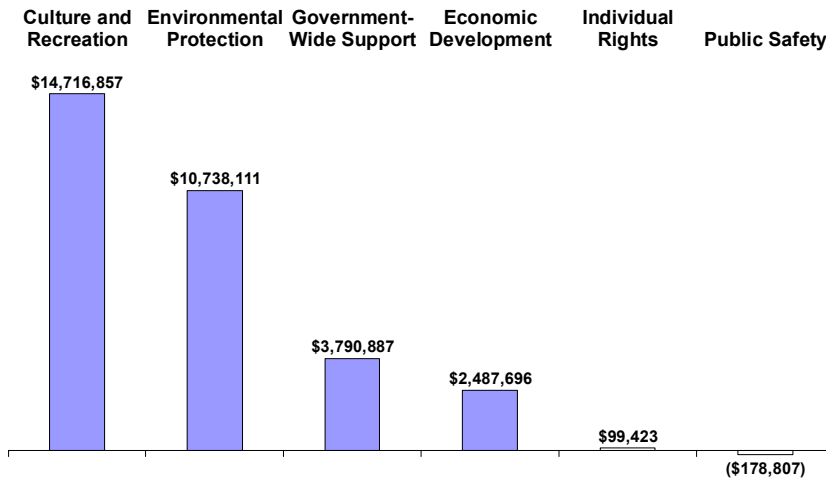
### ***Mission Statement***

To enhance, protect, conserve, and manage Hawaii's unique and limited natural, cultural and historic resources held in public trust for current and future generations for the people of Hawaii nei, and its visitors, in partnership with others in the public and private sectors.

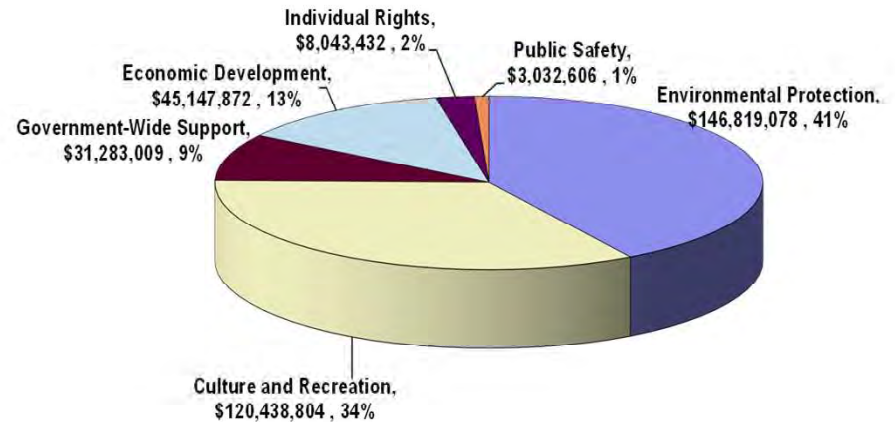
### ***Department Goals***

To seek, develop and implement cost-effective strategies for the long-term sustainable management, maintenance, protection and utilization of existing and potential, ocean, land, natural and cultural resources of the State of Hawaii in an integrated manner and in partnership with others from the public and private sectors. Additionally, prevent the establishment of invasive species detrimental to native habitats, while promoting responsible use, understanding, and respect for Hawaii's resources.

### **FY 2025 Supplemental Operating Budget Adjustments by Major Program**



### **FY 2025 Supplemental Operating Budget**



## DEPARTMENT OF LAND AND NATURAL RESOURCES MAJOR FUNCTIONS

- Implements programs to conserve, protect, develop, and utilize the State's natural and cultural resources.
- Preserves and enhances native and indigenous fish and other aquatic species and their habitats for residents and visitors.
- Promotes the safe and responsible use of Hawaii's natural resources through firm, fair and effective law enforcement.
- Provides accurate, timely and permanent system of registering and recording land title and related documents and maps.
- Manages the conservation, protection, planning, and utilization of the State's water resources for social, economic, and environmental requirements.
- Provides safe and enjoyable recreation opportunities.
- Develops and maintains a comprehensive program of historic preservation to promote the use and conservation of historical and cultural sites.
- Collects and disseminates data relating to natural resources. Partners with public and private agencies to maximize funding leverage.

## MAJOR PROGRAM AREAS

The Department of Land and Natural Resources has programs in the following major program areas:

### **Economic Development**

- LNR 141 Water and Land Development
- LNR 172 Forestry-Resource Management and Development

### **Environmental Protection**

- LNR 401 Ecosystem Protection, Restoration, and Fisheries Management
- LNR 402 Native Resources and Fire Protection Program
- LNR 404 Water Resources
- LNR 405 Conservation and Resources Enforcement
- LNR 407 Natural Area Reserves and Watershed Management
- LNR 906 LNR-Natural and Physical Environment
- LNR 907 Aha Moku Advisory Committee
- LNR 908 Kaho'olawe Island Reserve Commission
- LNR 909 Mauna Kea Stewardship and Oversight Authority

### **Culture and Recreation**

- LNR 801 Ocean-Based Recreation
- LNR 802 Historic Preservation
- LNR 804 Forest and Outdoor Recreation
- LNR 806 Parks Administration and Operation

### **Public Safety**

- LNR 810 Prevention of Natural Disasters

### **Individual Rights**

- LNR 111 Conveyances and Recordings

### **Government Wide Support**

- LNR 101 Public Lands Management
- LNR 102 Legacy Land Conservation Program

**Department of Land and Natural Resources  
Operating Budget**

			<b>Act 164/2023 FY 2024</b>	<b>Act 164/2023 FY 2025</b>	<b>FY 2024 Adjustments</b>	<b>FY 2025 Adjustments</b>	<b>Total FY 2024</b>	<b>Total FY 2025</b>
<b>Funding Sources:</b>	Positions	Perm	719.25	744.25		3.00	719.25	747.25
		Temp	26.50	26.50		-	26.50	26.50
	General Funds	\$	168,046,621	109,708,744		25,796,350	168,046,621	135,505,094
		Perm	285.00	285.00		-	285.00	285.00
		Temp	5.25	5.25		-	5.25	5.25
	Special Funds	\$	117,995,590	117,036,997		8,333,776	117,995,590	125,370,773
		Perm	47.75	47.75		-	47.75	47.75
		Temp	1.75	1.75		-	1.75	1.75
	Federal Funds	\$	16,928,516	15,871,485		1,098,759	16,928,516	16,970,244
		Perm	6.00	6.00		-	6.00	6.00
		Temp	8.50	8.50		-	8.50	8.50
	Other Federal Funds	\$	48,762,982	7,939,485		60,096,930	48,762,982	68,036,415
		Perm	-	-		-	-	-
		Temp	-	-		-	-	-
	Trust Funds	\$	305,954	305,954		-	305,954	305,954
		Perm	-	-		-	-	-
		Temp	7.00	7.00		-	7.00	7.00
	Interdepartmental Transfers	\$	1,686,056	1,686,056		-	1,686,056	1,686,056
		Perm	3.00	3.00		-	3.00	3.00
		Temp	-	-		-	-	-
	Revolving Funds	\$	1,039,082	945,466		-	1,039,082	945,466
		Perm	1,061.00	1,086.00	-	3.00	1,061.00	1,089.00
		Temp	49.00	49.00	-	-	49.00	49.00
<b>Total Requirements</b>		\$	<b>354,764,801</b>	<b>253,494,187</b>	<b>-</b>	<b>95,325,815</b>	<b>354,764,801</b>	<b>348,820,002</b>

**Highlights:** (general funds and FY 25 unless otherwise noted)

1. Adds \$7,425,000 for fire pre-suppression, response, and post-fire restoration activities.
2. Adds \$10,000,000 for fire and emergency response equipment.
3. Adds \$2,400,000 in special funds to increase the expenditure ceilings for the Sport Fish Special Fund and Ocean Stewardship Special Fund.
4. Adds \$500,000 for invasive ant research and control to be performed by the Hawaii Ant Lab.
5. Adds \$7,500,000 for forest and resource management improvements.
6. Adds \$2,000,000 in special funds for equipment and motor vehicles to support State Parks.
7. Adds 3.00 permanent positions and \$154,000 to support the Hawaii Climate Change Mitigation and Adaptation Commission.



**Department of Land and Natural Resources  
Capital Improvements Budget**

	Act 164/2023 FY 2024	Act 164/2023 FY 2025	FY 2024 Adjustments	FY 2025 Adjustments	Total FY 2024	Total FY 2025
<b>Funding Sources:</b>						
General Funds	26,135,000	13,650,000		-	26,135,000	13,650,000
Special Funds	2,000,000	2,000,000		500,000	2,000,000	2,500,000
General Obligation Bonds	45,860,000	4,000,000		32,425,000	45,860,000	36,425,000
GO Bonds Reimbursable	8,000,000	-		-	8,000,000	-
Federal Funds	501,000	601,000		-	501,000	601,000
<b>Total Requirements</b>	<b>82,496,000</b>	<b>20,251,000</b>	<b>-</b>	<b>32,925,000</b>	<b>82,496,000</b>	<b>53,176,000</b>

**Highlights:** (general obligation bonds and FY 25 unless otherwise noted)

1. Adds \$15,000,000 for renovations, repairs and maintenance, and improvements at State Parks, Statewide.
2. Adds \$2,360,000 for West Maui and Upcountry fire prevention, erosion control, and fire suppression dip tanks on Maui.
3. Adds \$700,000 for Shangri La Breakwater Removal, Oahu.
4. Adds \$6,100,000 for Demolition and Removal of Existing Improvements (Uncle Billy's), Hilo, Hawaii.
5. Adds \$8,000,000 for Kawaihae North Small Boat Harbor, Hawaii.

# DEPARTMENT OF LAW ENFORCEMENT

## Department Summary

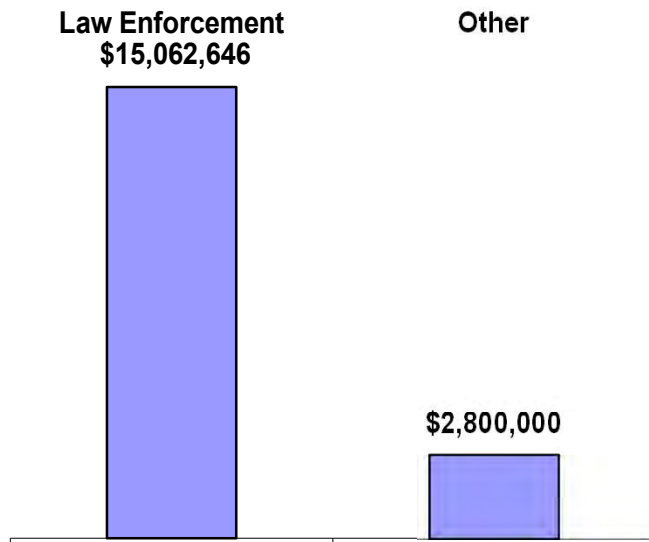
### ***Mission Statement***

To stand for safety with respect for all by engaging in just, transparent, unbiased and responsive Law Enforcement, to do so with the spirit of Aloha and dignity and in collaboration with the community; and maintain and build trust and respect as the guardian of constitutional and human rights.

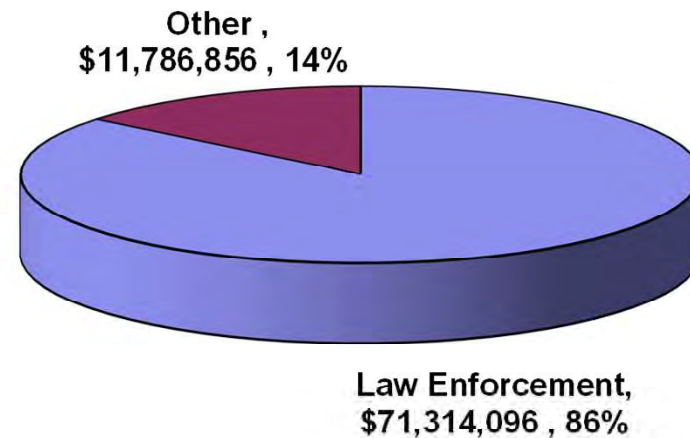
### ***Department Goals***

To protect the individual and property from injury and loss caused by criminal actions by providing and coordinating services, facilities, and legislation to preserve the peace; enforce specific laws, rules, and regulations to prevent and control crime; prevent and deter crimes; and serve the legal process.

### **FY 2025 Supplemental Operating Budget Adjustments by Major Program**



### **FY 2025 Supplemental Operating Budget**



## DEPARTMENT OF LAW ENFORCEMENT MAJOR FUNCTIONS

- Centralizes the State law enforcement functions to enhance public safety, improve decision making, promote accountability, streamline communication, decrease costs, reduce duplication of efforts, and provide uniform training and standards.
- Enforces Hawaii's Uniform Controlled Substance Act and the investigation and apprehension of violators of prohibited acts under provisions of Chapter 329 and Part IV of Chapter 712, HRS, and Chapter 200 through 202, Hawaii Administrative Rules Title 23.
- Preserves public peace, prevents crime, and protects the rights of persons and property as the primary law enforcement entity under the provisions of Chapter 353C-2(1), Hawaii Revised Statutes.
- Conducts criminal investigations of all violations of the Hawaii Revised Statutes committed by employees of the department and/or against property of the department.
- Develops, oversees, coordinates, directs, implements, and leads a comprehensive and integrated Homeland Security program for the State of Hawaii, in partnership with organizational federal, State, county and private sector stakeholders.
- Administers, through subordinate staff offices, administrative systems, services and operations in and for the department pertaining to general program planning, programming and evaluation, program budgeting, capital improvements, fiscal accounting and auditing, payroll, procurement and contracting, human resources, information technology, Office of the Inspector General, special programs, and other relevant functions consistent with sound administrative practices and applicable Federal, State, and departmental laws, rules and regulations.
- Administers statewide law enforcement programs that protect the public as well as safeguard State property and facilities; and enforces laws, rules, and regulations to prevent and control crime.
- Develops, oversees, coordinates, directs, implements, and leads a comprehensive and integrated Homeland Security program for the State of Hawaii, in partnership with organizational federal, State, county and private sector stakeholders.

## MAJOR PROGRAM AREAS

The Department of Law Enforcement has programs in the following major program areas:

### **Public Safety**

#### Law Enforcement

LAW 502    Narcotics Enforcement Division  
LAW 503    Sheriff  
LAW 504    Criminal Investigation Division  
LAW 505    Law Enforcement Training Division

#### Other

LAW 900    General Administration  
LAW 901    Office of Homeland Security

NOTE: Act 278, SLH 2022, established the Department of Law Enforcement, consolidated law enforcement services from various departments, and provided restructuring of the Department of Public Safety to the Department of Corrections and Rehabilitation.

This page is intentionally left blank

**Department of Law Enforcement  
Operating Budget**

			<b>Act 164/2023 FY 2024</b>	<b>Act 164/2023 FY 2025</b>	<b>FY 2024 Adjustments</b>	<b>FY 2025 Adjustments</b>	<b>Total FY 2024</b>	<b>Total FY 2025</b>
<b>Funding Sources:</b>	Positions	Perm	415.00	415.00		-	415.00	415.00
		Temp	8.50	8.50		-	8.50	8.50
	General Funds	\$	72,977,198	41,499,479		4,500,250	72,977,198	45,999,729
		Perm	1.00	1.00		-	1.00	1.00
		Temp	-	-		-	-	-
	Special Funds	\$	-	-		-	-	-
		Perm	3.00	3.00		1.00	3.00	4.00
		Temp	5.00	5.00		(1.00)	5.00	4.00
	Federal Funds	\$	854,446	1,744,085		3,956,927	854,446	5,701,012
		Perm	-	-		-	-	-
		Temp	1.00	1.00		-	1.00	1.00
	Other Federal Funds	\$	769,998	1,545,246		9,405,469	769,998	10,950,715
		Perm	102.00	102.00		-	102.00	102.00
		Temp	5.00	5.00		-	5.00	5.00
	Interdepartmental Transfers	\$	12,720,283.00	19,445,428.00		-	12,720,283	19,445,428
		Perm	8.00	8.00		-	8.00	8.00
		Temp	-	-		-	-	-
	Revolving Funds	\$	497,320	1,004,068		-	497,320	1,004,068
		Perm	529.00	529.00	-	1.00	529.00	530.00
		Temp	19.50	19.50	-	(1.00)	19.50	18.50
<b>Total Requirements</b>		\$	<b>87,819,245</b>	<b>65,238,306</b>	<b>-</b>	<b>17,862,646</b>	<b>87,819,245</b>	<b>83,100,952</b>

**Highlights:** (general funds and FY 25 unless otherwise noted)

1. Adds \$13,362,396 to increase federal fund and other federal fund appropriation ceilings to reflect federal awards anticipated to be transferred from the Department of Defense.
2. Adds \$1,500,000 for training equipment and supplies, including firearms and ammunitions.
3. Adds \$200,250 for outergear protective equipment for Deputy Sheriffs.
4. Adds \$200,000 to continue Illegal Firework Task Force.
5. Adds \$2,600,000 for security guard services and security cameras monitoring at the State Capitol.

**Department of Law Enforcement  
Capital Improvements Budget**

	Act 164/2023 FY 2024	Act 164/2023 FY 2025	FY 2024 Adjustments	FY 2025 Adjustments	Total FY 2024	Total FY 2025
<b>Funding Sources:</b>						
General Funds					-	-
General Obligation Bonds	-	-			-	-
<b>Total Requirements</b>	-	-	-	-	-	-

**Highlights:** (general obligation bonds and FY 25 unless otherwise noted)

1. None

# OFFICE OF THE LIEUTENANT GOVERNOR

## Department Summary

### ***Mission Statement***

To enhance the efficiency and effectiveness of State programs by providing leadership and executive management and by developing policies and priorities to give program direction.


### ***Department Goals***

To provide effective leadership and executive management, and to protect the public's interest by ensuring that government processes are open.

### **FY 2025 Supplemental Operating Budget Adjustments by Major Program**

**No operating budget adjustments.**

### **FY 2025 Supplemental Operating Budget**



**Office of the Lieutenant Governor,  
\$2,665,231 , 100%**



## OFFICE OF THE LIEUTENANT GOVERNOR MAJOR FUNCTIONS

- Exercises the executive powers whenever the Governor is absent from the State or is unable to discharge the powers and duties of the office.
- Serves as the Secretary of State for intergovernmental relations.
- Performs duties and undertakes projects assigned by the Governor.
- Delegation of authority by the Governor under HRS 26-1(d) to lead the state's broadband expansion efforts and the initiative for universal access to preschool.
- HRS 574-5 Name Changes.
- HRS 26-1(a) Apostilles and sale of official publications.

## MAJOR PROGRAM AREAS

The Office of the Lieutenant Governor has a program in the following major program area:

### **Government-Wide Support**

LTG 100 Office of the Lieutenant Governor

**Office of the Lieutenant Governor  
Operating Budget**

			<b>Act 164/2023 FY 2024</b>	<b>Act 164/2023 FY 2025</b>	<b>FY 2024 Adjustments</b>	<b>FY 2025 Adjustments</b>	<b>Total FY 2024</b>	<b>Total FY 2025</b>
<b>Funding Sources:</b>	Positions	Perm	17.00	17.00			17.00	17.00
		Temp	-	-			-	-
	General Funds	\$	2,319,967	2,365,231			2,319,967	2,365,231
		Perm	-	-			-	-
		Temp	-	-			-	-
	Special Funds	\$	300,000	300,000			300,000	300,000
		Perm	17.00	17.00	-	-	17.00	17.00
		Temp	-	-	-	-	-	-
<b>Total Requirements</b>		\$	<b>2,619,967</b>	<b>2,665,231</b>	<b>-</b>	<b>-</b>	<b>2,619,967</b>	<b>2,665,231</b>

**Highlights:** (general funds and FY 25 unless otherwise noted)

1. None.

**Office of the Lieutenant Governor  
Capital Improvements Budget**

	Act 164/2023 FY 2024	Act 164/2023 FY 2025	FY 2024 Adjustments	FY 2025 Adjustments	Total FY 2024	Total FY 2025
<b>Funding Sources:</b>						
General Funds					-	-
General Obligation Bonds					-	-
<b>Total Requirements</b>	-	-	-	-	-	-

**Highlights:** (general obligation bonds and FY 25 unless otherwise noted)

1. None.

# DEPARTMENT OF PUBLIC SAFETY/CORRECTIONS AND REHABILITATION

## Department Summary

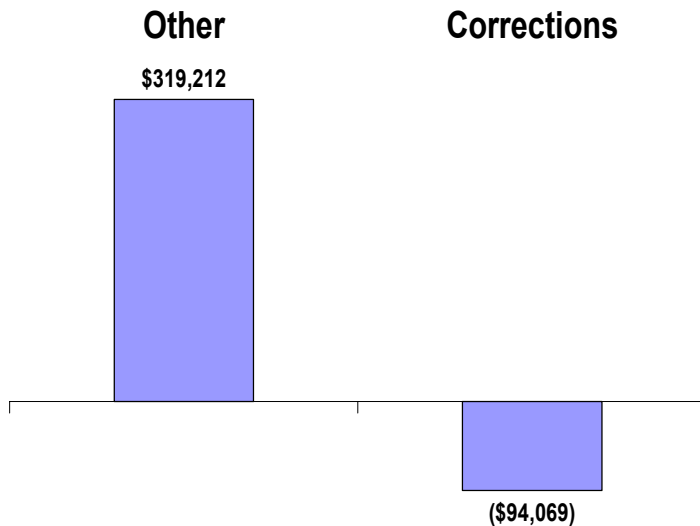
### ***Mission Statement***

To uphold justice and public safety by providing correctional and law enforcement services to Hawaii's communities with professionalism, integrity and fairness.

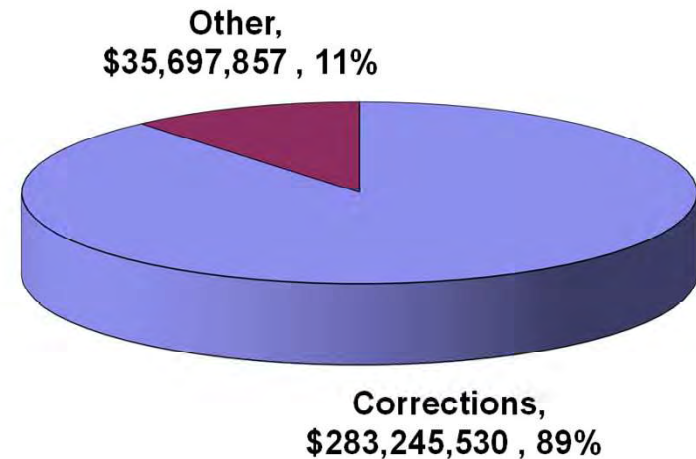
### ***Department Goals***

To protect the individual and property from injury and loss caused by criminal actions by providing and coordinating services, facilities, security, and legislation to preserve the peace; to prevent and deter crimes; to detect, apprehend, detain, and rehabilitate criminals; and, where appropriate, to compensate victims of crime.

### **FY 2025 Supplemental Operating Budget Adjustments by Major Program**



### **FY 2025 Supplemental Operating Budget**



## **DEPARTMENT OF PUBLIC SAFETY/CORRECTIONS AND REHABILITATION MAJOR FUNCTIONS**

- Administer various public safety programs that are designed to prevent and deter criminal acts, and to incarcerate and rehabilitate criminal offenders.
- Administer the operations of eight correctional institutions throughout the State for the custody and care of offenders detained or committed by the courts to the department in safe, clean, and humane conditions of confinement.
- Provide a continuum of treatment programs and services to facilitate the reintegration of inmates into the community.
- Administer a correctional industries program which employs inmates in work programs that produce goods and services for government agencies and nonprofit organizations, and affords inmates job training and work experience to enhance their employment prospects when they return to the community.
- Determine minimum terms of imprisonment for convicted felons; grant release of felons from institutions under conditions of parole; and report on petitions for pardon referred by the Governor.
- Administer diversionary programs as well as alternatives to incarceration; conduct bail evaluations; and supervises offenders conditionally released by the courts.
- Administer statewide law enforcement programs that protect the public as well as safeguard State property and facilities; and enforces laws, rules, and regulations to prevent and control crime.
- Regulate the manufacture, distribution, sale, prescription, and dispensing of controlled substances in the State by issuing applications and permits to conduct transactions; and investigates and enforces laws, rules and regulations relative to controlled substances.
- Mitigate the suffering and losses of victims and survivors of certain crimes by providing them with compensation for crime related losses; and compensate private citizens (Good Samaritans) who suffer personal injury or property damage in the course of preventing a crime or apprehending a criminal.

## MAJOR PROGRAM AREAS

The Department of Public Safety has programs in the following major program areas:

### Public Safety

#### Corrections

PSD 402	Halawa Correctional Facility
PSD 403	Kulani Correctional Facility
PSD 404	Waiawa Correctional Facility
PSD 405	Hawaii Community Correctional Center
PSD 406	Maui Community Correctional Center
PSD 407	Oahu Community Correctional Center
PSD 408	Kauai Community Correctional Center
PSD 409	Women's Community Correctional Center
PSD 410	Intake Service Centers
PSD 420	Corrections Program Services
PSD 421	Health Care
PSD 422	Hawaii Correctional Industries
PSD 808	Non-State Facilities

#### Law Enforcement

PSD 502	Narcotics Enforcement
PSD 503	Sheriff

#### Other

PSD 611	Adult Parole Determinations
PSD 612	Adult Parole Supervision and Counseling
PSD 613	Crime Victim Compensation Commission
PSD 900	General Administration

NOTE: Act 278, SLH 2022, established the Department of Law Enforcement, consolidated law enforcement services from various departments, and provided restructuring of the Department of Public Safety to the Department of Corrections and Rehabilitation. Effective January 1, 2024, the Narcotics Enforcement Division and Sheriff Division transfer to the new department.

This page is intentionally left blank

**Department of Public Safety/Corrections and Rehabilitation  
Operating Budget**

			Act 164/2023 FY 2024	Act 164/2023 FY 2025	FY 2024 Adjustments	FY 2025 Adjustments	Total FY 2024	Total FY 2025
<b>Funding Sources:</b>	Positions	Perm	2,936.60	2,609.60		-	2,936.60	2,609.60
		Temp	-	-		-	-	-
	General Funds	\$	302,597,771	303,134,846		434,864	302,597,771	303,569,710
		Perm	4.00	4.00		-	4.00	4.00
		Temp	-	-		-	-	-
	Special Funds	\$	2,496,380	2,516,329		-	2,496,380	2,516,329
		Perm	-	-		-	-	-
		Temp	-	-		-	-	-
	Federal Funds	\$	1,345,989	1,045,989		-	1,345,989	1,045,989
		Perm	-	-		-	-	-
		Temp	1.00	1.00		-	1.00	1.00
	Other Federal Funds	\$	1,559,315	859,315		-	1,559,315	859,315
		Perm	-	-		-	-	-
		Temp	3.00	3.00		(3.00)	3.00	-
	County Funds	\$	209,721	209,721		(209,721)	209,721	-
		Perm	-	-		-	-	-
		Temp	-	-		-	-	-
	Trust Funds	\$	75,065	75,065		-	75,065	75,065
		Perm	80.00	-		-	80.00	-
		Temp	-	-		-	-	-
	Interdepartmental Transfers	\$	5,581,581	-		-	5,581,581	-
		Perm	10.00	2.00		-	10.00	2.00
		Temp	42.00	42.00		-	42.00	42.00
	Revolving Funds	\$	11,281,815	10,876,979		-	11,281,815	10,876,979
		Perm	3,030.60	2,615.60		-	3,030.60	2,615.60
		Temp	46.00	46.00		(3.00)	46.00	43.00
<b>Total Requirements</b>		\$	<b>325,147,637</b>	<b>318,718,244</b>		<b>225,143</b>	<b>325,147,637</b>	<b>318,943,387</b>

**Highlights:** (general funds and FY 25 unless otherwise noted)

1. Adds \$434,864 for various utility shortfalls in Halawa Correctional Facility (HCF), O'ahu Community Correctional Center (OCCC) and Waiawa Correctional Facility (WCF).
2. Trades-off \$3,730,000 in Federal Detention Center inmate housing costs from Non-State Facilities to HCF, Kulani Correctional Facility, WCF, Hawai'i Community Correctional Center, Maui Community Correctional Center, OCCC and Women's Community Correctional Center (WCCC) to cover worker's compensation costs.
3. Trades-off 4.00 full-time equivalent (FTE) Adult Correction Officer (ACO) IV positions and \$319,212 from HCF, OCCC, WCF and WCCC to the Training and Staff Development Office under the General Administration Division.
4. Abolishes 3.00 temporary FTE ACO III positions and \$209,721 in county funds appropriated for the community work lines for MCCC.



**Department of Public Safety/Corrections and Rehabilitation  
Capital Improvements Budget**

	Act 164/2023 FY 2024	Act 164/2023 FY 2025	FY 2024 Adjustments	FY 2025 Adjustments	Total FY 2024	Total FY 2025
<b>Funding Sources:</b>						
General Funds	18,000,000	10,500,000		-	18,000,000	10,500,000
GO Bonds Reimbursable	11,000,000	26,000,000		89,500,000	11,000,000	115,500,000
<b>Total Requirements</b>	<b>29,000,000</b>	<b>36,500,000</b>	<b>-</b>	<b>89,500,000</b>	<b>29,000,000</b>	<b>126,000,000</b>

**Highlights:** (general obligation bonds and FY 25 unless otherwise noted)

1. Adds \$20,000,000 for the Department of Public Safety (PSD)/Department of Corrections and Rehabilitation (DCR) New Kaua'i Community Correctional Center and Community Transitional Center, Kaua'i.
2. Adds \$18,000,000 for the Halawa Correctional Facility Perimeter Security Fence and Related Structural Repairs and Improvements, O'ahu.
3. Adds \$3,500,000 for the Maui Community Correctional Center Perimeter Security Fence and Related Repairs, Maui.
4. Adds \$3,000,000 for PSD/DCR New West Hawai'i Jail and Community Transitional Center, Hawai'i.
5. Changes the project description to include plans for the appropriated \$15,000,000 in general funds for FY 24 and \$7,500,000 in general funds for FY 25 for various lump sum capital improvement projects to provide facility repairs, upgrades, and improvements in compliance with Americans with Disabilities Act and building code standards.
6. Changes the expending agency of \$5,000,000 in FY 24 for Halawa Correctional Facility - Consolidated Healthcare Unit O'ahu from PSD to the Department of Accounting and General Services; and adds \$45,000,000 in FY 25 for the same project.
7. Trades off \$1,500,000 in FY 24 from Women's Community Correctional Center (WCCC) Laundry Expansion and Related Improvements, O'ahu to the WCCC Kitchen Expansion and Related Improvements, O'ahu.

# DEPARTMENT OF TAXATION

## Department Summary

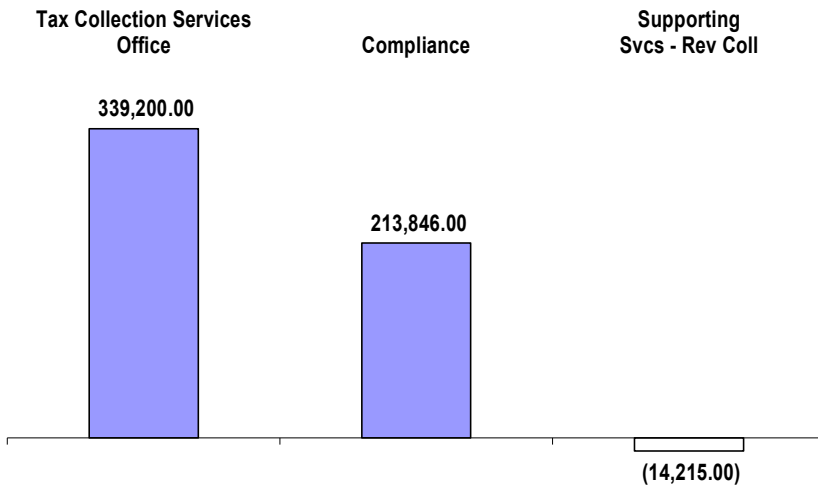
### ***Mission Statement***

To administer the tax laws of the State of Hawaii in a consistent, uniform and fair manner.

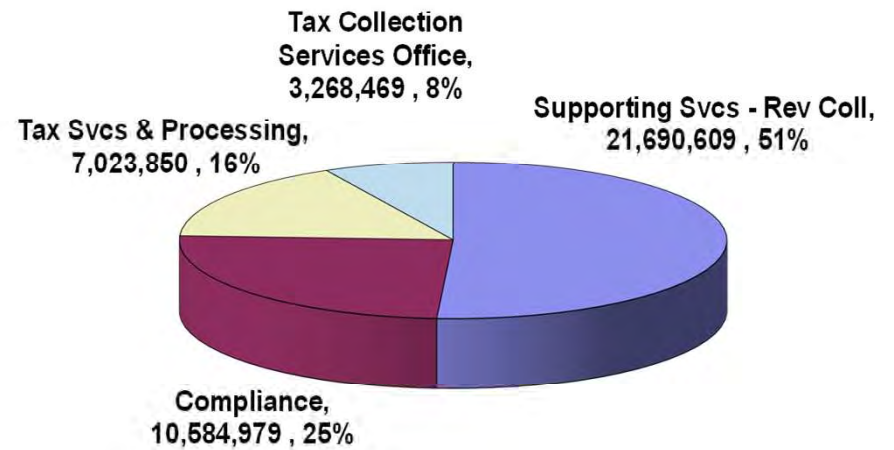
### ***Department Goals***

To provide complete customer service; to increase collection capabilities through efficient allocation of resources; to taxpayer filings, provide a more user-friendly interface with the public, and expedite delinquent referrals; to automate tax filings, billings and collections; to expand capacity for research and revenue analysis; and to permit more flexibility in accommodating tax law changes and initiatives to improve tax administration.

### **FY 2025 Supplemental Operating Budget Adjustments by Major Program**



### **FY 2025 Supplemental Operating Budget**



## DEPARTMENT OF TAXATION MAJOR FUNCTIONS

- Administers and enforces the tax laws of Hawaii and the collection of taxes and other payments.
- Coordinates a centralized system for receiving and processing of all tax returns, payments, and documents.
- Provides complete customer service, assistance and information on all taxes administered by the department to customers who walk in, call-in, correspond or e-mail.
- Administers a comprehensive and uniform compliance program based on self-assessment and voluntary compliance.
- Conducts audits and investigations of all types of tax returns.
- Conducts and enforces collection of delinquent taxes by appropriate collection procedures.
- Plans, organizes, and coordinates a tax research and tax planning program.
- Provides administrative and research support to the Council on Revenues which prepares revenue estimates for the State on a quarterly basis.

## MAJOR PROGRAM AREAS

The Department of Taxation has programs in the following major program area:

### **Government-Wide Support**

TAX 100	Compliance
TAX 103	Tax Collection Services Office
TAX 105	Tax Services and Processing
TAX 107	Supporting Services – Revenue Collection

**Department of Taxation  
Operating Budget**

			Act 164/2023 FY 2024	Act 164/2023 FY 2025	FY 2024 Adjustments	FY 2025 Adjustments	Total FY 2024	Total FY 2025
<b>Funding Sources:</b>	Positions	Perm	412.00	415.00		(1.00)	412.00	414.00
		Temp	86.00	86.00		1.00	86.00	87.00
General Funds		\$	41,389,717	38,401,456		538,831	41,389,717	38,940,287
		Perm	-	-		-	-	-
		Temp	13.00	13.00		-	13.00	13.00
Special Funds		\$	3,603,402	3,627,620		-	3,603,402	3,627,620
		Perm	412.00	415.00	-	(1.00)	412.00	414.00
		Temp	99.00	99.00	-	1.00	99.00	100.00
<b>Total Requirements</b>		\$	44,993,119	42,029,076	-	538,831	44,993,119	42,567,907

**Highlights:** (general funds and FY 25 unless otherwise noted)

1. Adds \$101,970 in other current expenses (OCE) for the Oahu Office Audit Branch to continue subscriptions and memberships to programs and organizations and for travel.
2. Adds \$199,200 in OCE for the Collection Services Office for office supplies, Thomson Reuters Clear database access, travel, and postage.
3. Adds \$50,000 in OCE for the Tax Research and Planning Division to continue subscriptions to programs.
4. Adds \$98,000 in OCE for the Administrative Services Office for cost increases in armored security vehicle services and installation and annual service of security equipment.

**Department of Taxation  
Capital Improvements Budget**

	Act 164/2023 FY 2024	Act 164/2023 FY 2025	FY 2024 Adjustments	FY 2025 Adjustments	Total FY 2024	Total FY 2025
<b>Funding Sources:</b>						
General Funds					-	-
General Obligation Bonds					-	-
<b>Total Requirements</b>	-	-	-	-	-	-

**Highlights:** (general obligation bonds and FY 25 unless otherwise noted)

1. None.

# DEPARTMENT OF TRANSPORTATION

## Department Summary

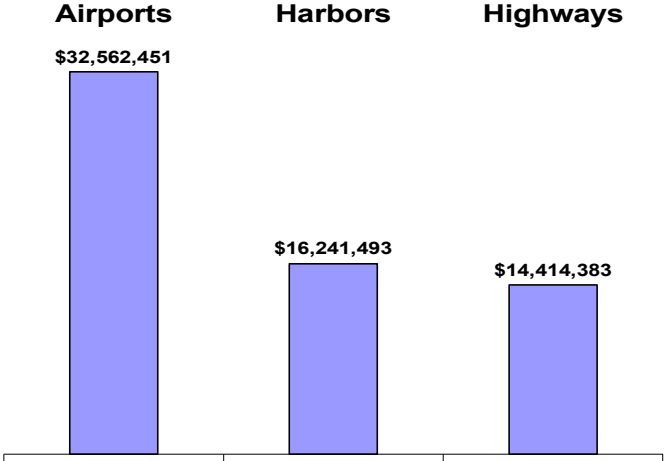
***Mission Statement***

To provide a safe, efficient, accessible, and sustainable inter-modal transportation system that ensures the mobility of people, goods and services, and enhances and/or preserves economic prosperity and the quality of life.

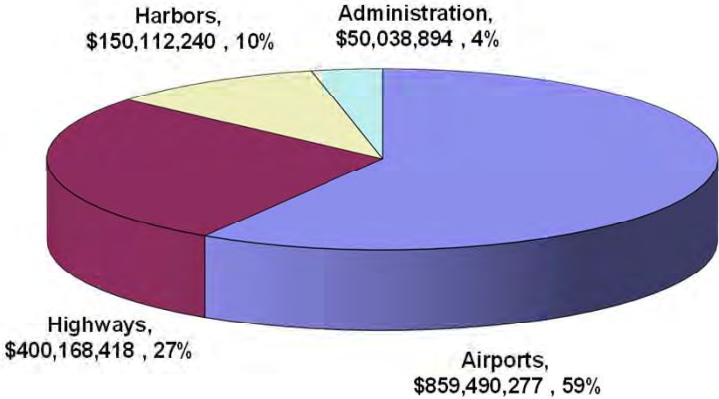
***Department Goals***

Achieve an integrated multi-modal transportation system through upgrades and expansions to assure mobility and accessibility to support and sustain cargo and passenger operations; ensure the safety and security of the air, land and water transportation systems; advance sustainable transportation system solutions that result in energy efficiency and savings; protect and enhance Hawaii's unique environment and improve the quality of life; support Hawaii's economic vitality; implement a statewide planning process that is comprehensive, cooperative and continuing; and improve the overall financial program through greater efficiency, development, management and oversight of revenue sources.

**FY 2025 Supplemental Operating Budget Adjustments by Major Program**



**FY 2025 Supplemental Operating Budget**



## DEPARTMENT OF TRANSPORTATION MAJOR FUNCTIONS

- Carries out programs to improve, maintain, and operate transportation facilities of the State.
- Administers the operations of all State Airports to meet all federal and state regulations through equipping, planning, designing, and constructing both new and existing airports and facilities.
- Plans, designs, and supervises the construction and maintenance of the State Highway System. Alters, modifies, or revises such highway system as may be required.
- Administers and maintains the operations of the commercial harbors program of the State government by equipping, regulating, and protecting the State system of ports and related facilities. Plans, develops, acquires, and constructs new and expanding harbors and facilities as well as maintaining and reconstructing existing harbors and facilities.
- Provides for the determination of statewide transportation needs, the continuous survey and inventory of planned assets, and the creation of statewide, inter and multi modal transportation systems network plans.
- Encourages, fosters and assists in the development of aeronautical, water, and land transportation in the State; and provides for the protection and promotion of safety in aeronautics and water transportation.
- Plans, reviews, and implements a comprehensive uniform state highway safety program to comply with applicable federal and state laws.
- Administers driver's license and civil identification programs.
- Serves on the State Highway Safety Council which advises the governor on highway safety; serves on the Aloha Tower Development Corporation board to undertake the redevelopment of the Aloha Tower complex; and cooperates with the Medical Advisory Board which advises the examiner of drivers on medical criteria and vision standards for motor vehicle drivers.

## MAJOR PROGRAM AREAS

The Department of Transportation has programs in the following major program areas:

### Transportation Facilities and Services

#### Airports

TRN 102	Daniel K. Inouye International Airport
TRN 104	General Aviation
TRN 111	Hilo International Airport
TRN 114	Ellison Onizuka Kona Int'l Airport at Keahole
TRN 116	Waimea-Kohala Airport
TRN 118	Upolu Airport
TRN 131	Kahului Airport
TRN 133	Hana Airport
TRN 135	Kapalua Airport
TRN 141	Molokai Airport
TRN 143	Kalaupapa Airport
TRN 151	Lanai Airport
TRN 161	Lihue Airport
TRN 163	Port Allen Airport
TRN 195	Airports Administration

#### Harbors

TRN 301	Honolulu Harbor
TRN 303	Kalaeloa Barbers Point Harbor
TRN 311	Hilo Harbor
TRN 313	Kawaihae Harbor
TRN 331	Kahului Harbor
TRN 333	Hana Harbor
TRN 341	Kaunakakai Harbor
TRN 351	Kaumalapau Harbor
TRN 361	Nawiliwili Harbor
TRN 363	Port Allen Harbor
TRN 395	Harbors Administration

#### Highways

TRN 501	Oahu Highways
TRN 511	Hawaii Highways
TRN 531	Maui Highways
TRN 561	Kauai Highways
TRN 595	Highways Administration
TRN 597	Highways Safety

#### Administration

TRN 695	Aloha Tower Development Corporation
TRN 995	General Administration



This page is intentionally left blank

**Department of Transportation  
Operating Budget**

			<b>Act 164/2023 FY 2024</b>	<b>Act 164/2023 FY 2025</b>	<b>FY 2024 Adjustments</b>	<b>FY 2025 Adjustments</b>	<b>Total FY 2024</b>	<b>Total FY 2025</b>
<b>Funding Sources:</b>	Positions	Perm	-	-	-	-	-	-
		Temp	-	-	-	-	-	-
	General Funds	\$	3,600,000	-	-	5,000,000	3,600,000	5,000,000
		Perm	2,762.20	2,742.20	-	1.00	2,762.20	2,743.20
		Temp	34.00	34.00	-	(1.00)	34.00	33.00
	Special Funds	\$	1,314,860,753	1,351,196,723	-	59,882,935	1,314,860,753	1,411,079,658
		Perm	7.00	7.00	-	-	7.00	7.00
		Temp	1.00	1.00	-	-	1.00	1.00
	Federal Funds	\$	32,787,561	34,687,561	-	6,610,164	32,787,561	41,297,725
		Perm	0.80	0.80	-	-	0.80	0.80
		Temp	-	-	-	-	-	-
	Other Federal Funds	\$	9,611,286	7,714,151	-	(6,024,772)	9,611,286	1,689,379
		Perm	-	-	-	-	-	-
		Temp	-	-	-	-	-	-
	Private Contributions	\$	743,067	743,067	-	-	743,067	743,067
		Perm	2,770.00	2,750.00	-	1.00	2,770.00	2,751.00
		Temp	35.00	35.00	-	(1.00)	35.00	34.00
<b>Total Requirements</b>		\$	<b>1,361,602,667</b>	<b>1,394,341,502</b>	<b>-</b>	<b>65,468,327</b>	<b>1,361,602,667</b>	<b>1,459,809,829</b>

**Highlights:** (special funds and FY 25 unless otherwise noted)

1. Airports Division- Adds \$13,200,000 for additional security equipment for Daniel K. Inouye International Airport at Honolulu, Kahului Airport, Hilo International Airport, Ellison Onizuka Kona International Airport at Keahole, and Lihue Airport.
2. Harbors Division- Adds \$6,659,493 for various other current expenses for Honolulu Harbor.
3. Highways Division- Adds \$5,000,000 in general funds for stored property and debris removal services.
4. Administration Divison- Adds \$2,250,000 for additional expenses for a special deputy attorney general to jointly represent the Department of Transportation and the State in the environmental court litigation concerning climate change (Navahine Lawsuit).
5. Trade off/transfer requests to realign the budget for various programs and necessary operating requirements.
6. Various budget adjustments to reflect anticipated federal and other federal fund awards.

**Department of Transportation  
Capital Improvements Budget**

	<b>Act 164/2023 FY 2024</b>	<b>Act 164/2023 FY 2025</b>	<b>FY 2024 Adjustments</b>	<b>FY 2025 Adjustments</b>	<b>Total FY 2024</b>	<b>Total FY 2025</b>
<b>Funding Sources:</b>						
Special Funds	20,335,000	13,456,000		13,603,000	20,335,000	27,059,000
Revenue Bond Funds	1,008,919,000	343,181,000		1,113,051,000	1,008,919,000	1,456,232,000
Federal Funds	347,428,000	185,634,000		879,156,000	347,428,000	1,064,790,000
Private Contributions	20,000	28,000		-	20,000	28,000
Other Funds	65,231,000	157,000		31,706,000	65,231,000	31,863,000
<b>Total Requirements</b>	<b>1,441,933,000</b>	<b>542,456,000</b>	<b>-</b>	<b>2,037,516,000</b>	<b>1,441,933,000</b>	<b>2,579,972,000</b>

**Highlights:** (revenue bonds and FY 25 unless otherwise noted)

1. Airports Division- Adds \$621,924,000 (\$500,224,000 in revenue bonds and \$121,700,000 in federal funds) for Daniel K. Inouye International Airport, Airport Improvements, Oahu.
2. Airports Division- Adds \$270,435,000 (\$103,751,000 in revenue bonds and \$166,684,000 in federal funds) for Airfield Improvements, Statewide.
3. Harbors Division- Adds \$44,000,000 in revenue bonds for Honolulu Harbor Improvements, Oahu.
4. Harbors Division- Adds \$26,000,000 in revenue bonds for Hilo Harbor Improvements, Hawaii.
5. Highways Division- Adds \$294,300,000 (\$9,000,000 in special funds, \$63,700,000 in revenue bonds, and \$221,600,000 in federal funds) for Highway System Preservation Improvements, Statewide.
6. Highways Division- Adds \$139,774,000 (\$42,586,000 in revenue bonds and \$97,188,000 in federal funds) for Highway Traffic Operational Improvements, Statewide.

# UNIVERSITY OF HAWAII

## Department Summary

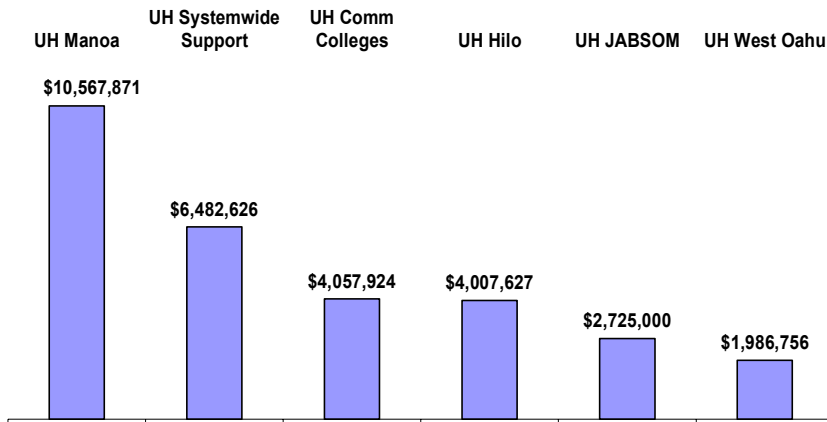
### ***Mission Statement***

With a focus on creating a healthy and thriving future for all, the University of Hawai'i provides broad educational opportunity as the higher education destination of choice in the Pacific that nurtures the personal success, leadership capacity and positive engagement of every resident of Hawai'i. It achieves global impact by enriching the fundamental knowledge of humankind through engagement in world-class research, scholarship and service that promotes the welfare and sustainability of Hawai'i's people and environment. Woven through all it does is an appreciation of and commitment to indigenous Hawaiian people, culture, values, and wisdom.

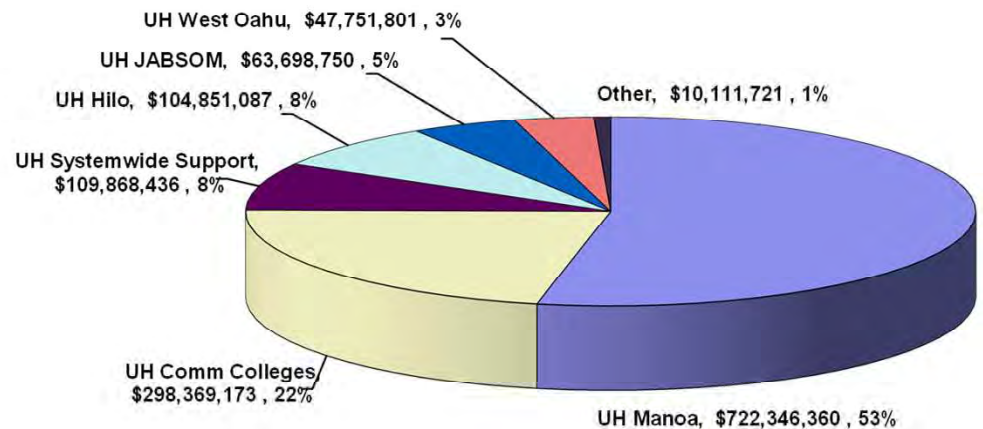
### ***Department Goals***

The four main imperatives for the University are: fulfill kuleana to Native Hawaiians and Hawai'i; develop successful students for a better future; meet Hawai'i's workforce needs of today and tomorrow; and diversify Hawai'i's economy through UH innovation and research.

### **FY 2025 Supplemental Operating Budget Adjustments by Major Program**



### **FY 2025 Supplemental Operating Budget**



## UNIVERSITY OF HAWAII MAJOR FUNCTIONS

- Provides instruction, research, and public service in the fields of the liberal arts and sciences, agriculture, professional education, medicine, law, health sciences, business administration, engineering sciences and such other branches of higher learning as the Board of Regents prescribes.
- Administers and operates a system of community colleges; coordinates academic programs which include college transfer, general education, vocational, technical, semi-professional, and continuing education programs; coordinates community service programs with the various campuses, community agencies and groups; and coordinates student-related programs & services.
- Operates a summer session which gives variety and flexibility to the instructional programs of the University; provides college-level instruction to students who wish to obtain it during the summer; accommodates teaching institutes, workshops, and special courses with schedules of varying lengths; sponsors lecture series and other cultural events during the summer and supervises overseas study tours offered for credit.
- Provides key personnel in the government policy-making process with timely research, analyses and data concerning governmental and related problems to enable them to make informed decisions among alternative courses of action.
- Participates in intercollegiate athletics programs for men and women; contributes toward the availability of non-academic cultural, social, recreational, and intellectual programs made available to the students, faculty, and community at large; and provides a limited intercollegiate program for a variety of minor sports.

## MAJOR PROGRAM AREAS

The University of Hawaii has programs in the following major program areas:

### Formal Education

UOH 100	University of Hawai'i, Manoa
UOH 110	University of Hawai'i, John A. Burns School of Medicine
UOH 115	University of Hawai'i Cancer Center
UOH 210	University of Hawai'i, Hilo
UOH 220	Small Business Development
UOH 700	University of Hawai'i, West Oahu
UOH 800	University of Hawai'i, Community Colleges
UOH 900	University of Hawai'i, Systemwide Support

### Culture and Recreation

UOH 881	Aquaria
---------	---------

**University of Hawaii  
Operating Budget**

			<b>Act 164/2023 FY 2024</b>	<b>Act 164/2023 FY 2025</b>	<b>FY 2024 Adjustments</b>	<b>FY 2025 Adjustments</b>	<b>Total FY 2024</b>	<b>Total FY 2025</b>
<b>Funding Sources:</b>	Positions	Perm	6,171.42	6,171.42		30.50	6,171.42	6,201.92
		Temp	112.25	112.25		-	112.25	112.25
General Funds		\$	614,065,558	617,147,992		28,619,784	614,065,558	645,767,776
		Perm	468.25	468.25		4.00	468.25	472.25
Special Funds		Temp	2.00	2.00		-	2.00	2.00
		\$	560,078,231	561,897,115		1,208,020	560,078,231	563,105,135
Federal Funds		Perm	81.56	81.56		-	81.56	81.56
		Temp	4.00	4.00		-	4.00	4.00
Revolving Funds		\$	13,642,735	13,642,735		-	13,642,735	13,642,735
		Perm	79.00	79.00		-	79.00	79.00
Other Funds		Temp	-	-		-	-	-
		\$	134,348,090	134,481,682		-	134,348,090	134,481,682
<b>Total Requirements</b>		Perm	6,800.23	6,800.23	-	34.50	6,800.23	6,834.73
		Temp	118.25	118.25	-	-	118.25	118.25
		\$	1,322,134,614	1,327,169,524	-	29,827,804	1,322,134,614	1,356,997,328

**Highlights:** (general funds and FY 25 unless otherwise noted)

1. Adds \$17,526,848 to restore funding reductions from Act 88, SLH 2021.
2. Adds \$3,600,000 for athletic subsidies.
3. Adds 5.00 permanent positions and \$506,555 to increase the amount of Extension Agents at the College of Tropical Agriculture and Human Resources
4. Adds 4.00 permanent positions and \$1,208,020 in special funds to comply with campus safety training as established in Act 76, SLH 2023.
5. Adds \$3,700,000 to continue the Hawaii Promise Scholarship program for the Community Colleges.
6. Adds 9.50 permanent positions and \$1,390,853 for a University of Hawaii at Manoa and University of Hawaii West Oahu collaboration to increase nursing
7. Adds 4.00 permanent positions and \$925,000 to expand neighbor island health access and to extend medical professional pathways.
8. Adds 3.00 permanent positions and \$210,000 to expand Counseling Psychology program at the University of Hawaii at Hilo.
9. Adds 6.00 permanent positions and \$510,000 to increase mental health services across all campuses.
10. Adds 3.00 permanent positions and \$250,528 to continue the educational program for incarcerated students at Windward Community College.

**University of Hawaii  
Capital Improvements Budget**

	<b>Act 164/2023 FY 2024</b>	<b>Act 164/2023 FY 2025</b>	<b>FY 2024 Adjustments</b>	<b>FY 2025 Adjustments</b>	<b>Total FY 2024</b>	<b>Total FY 2025</b>
<b>Funding Sources:</b>						
General Funds	91,500,000	101,200,000		(101,200,000)	91,500,000	-
Special Funds	-	-		-	-	-
General Obligation Bonds	110,875,000	81,317,000		167,750,000	110,875,000	249,067,000
<b>Total Requirements</b>	<b>202,375,000</b>	<b>182,517,000</b>	<b>-</b>	<b>66,550,000</b>	<b>202,375,000</b>	<b>249,067,000</b>

**Highlights:** (general obligation bonds and FY 25 unless otherwise noted)

1. Adds \$9,000,000 for Waikiki Aquarium Upgrades, Oahu.
2. Adds \$20,000,000 for System, Renew, Improve, and Modernize, Statewide.
3. Adds \$3,000,000 for Coconut Island, Sewer Line Replacement/Upgrades, Oahu.
4. Adds \$7,300,000 for Hilo, Renew, Improve, and Modernize, Hawaii.
5. Adds \$8,000,000 for UHM, Holmes Hall, Oahu.
6. Adds \$5,000,000 for UH, West Oahu, Renew, Improve, and Modernize, Oahu.
7. Adds \$5,000,000 for UHM, Mini Master Plan Phase 3, Kuykendall Hall, Oahu.
8. Adds \$3,000,000 for UHM, Waikiki Aquarium Seawall Repair, Oahu.
9. Adds \$6,250,000 for JABSOM Kakaako Buildings Roof Replacement, Oahu.
10. Adds a total of \$101,200,000 to convert the means of financing for various projects with general fund appropriations in FY 25 to general obligation bond funds.

This page is intentionally left blank





---

## **Historical Information**



General Fund Revenues, Expenditures and Fund Balance  
(in \$ millions)

<u>Fiscal Year</u>	<u>Revenues</u>	<u>Expenditures</u>	<u>Revenues Over Exp.</u>	<u>Fund Balance</u>
2015	6,576.7	6,413.4	163.3	828.1 <sup>(1), (2)</sup>
2016	7,081.9	6,882.2	199.7	1,027.8 <sup>(1), (2)</sup>
2017	7,351.6	7,485.6	(134.0)	893.8 <sup>(1)</sup>
2018	7,660.4	7,803.9	(143.5)	750.3 <sup>(1)</sup>
2019	7,916.6	7,914.8	1.8	752.1 <sup>(1)</sup>
2020	8,285.1	8,034.5	250.6	1,002.7 <sup>(1), (3)</sup>
2021	9,003.0	8,755.8	247.2	1,249.9 <sup>(1), (2), (3)</sup>
2022	10,211.5	8,842.4	1,369.1	2,619.0 <sup>(1), (2), (3)</sup>
2023	10,192.2	10,632.3	(440.1)	2,178.9 <sup>(1), (3)</sup>

Notes:

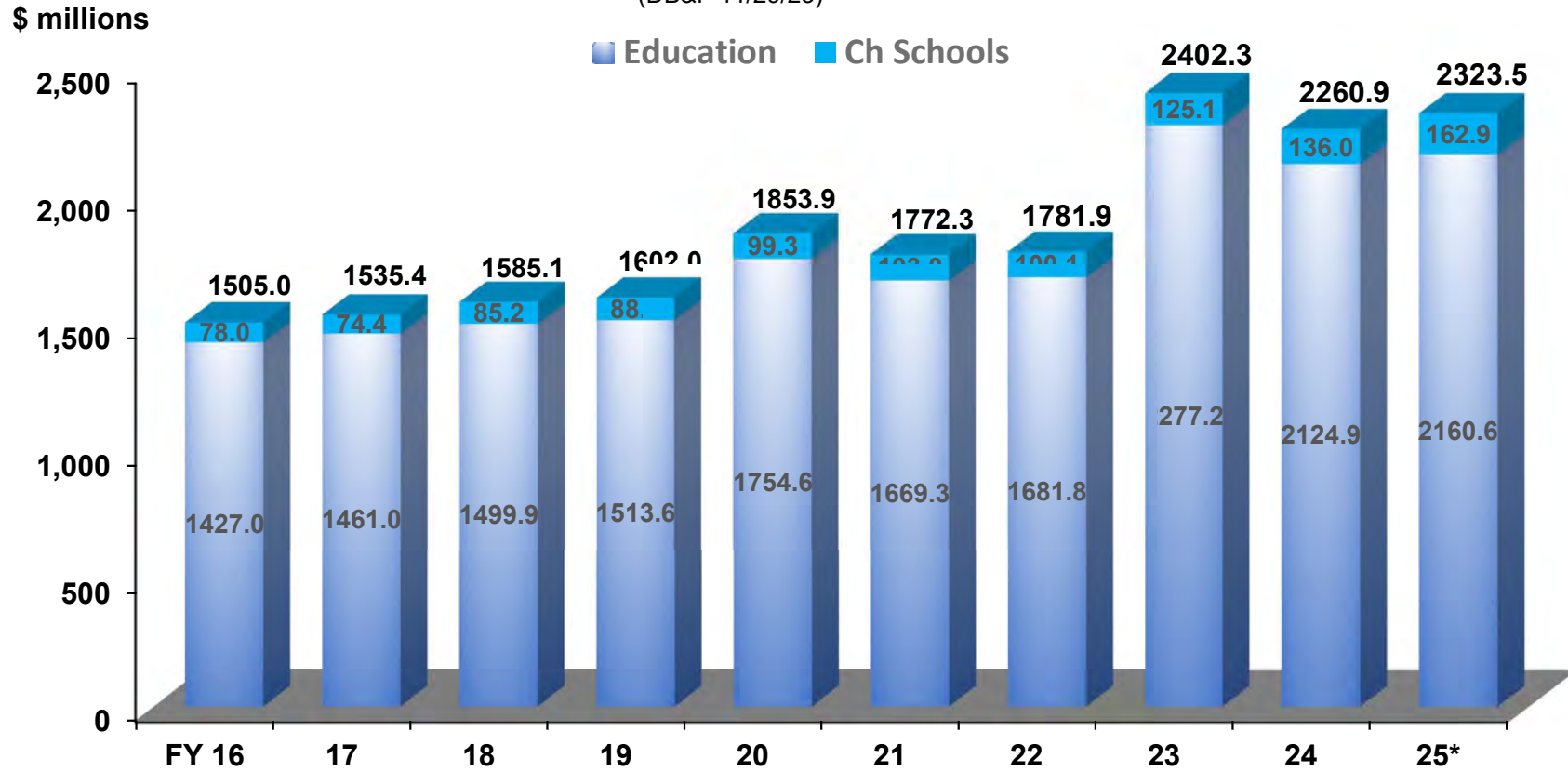
(1) Fiscal year in which the fund balance exceeded 5% of revenues

(2) Fiscal year in which revenues exceeded the preceding fiscal year's revenues by 5%

(3) Due to timing issues and accounting system limitations, certain transactions authorized for a fiscal year were recorded in the following fiscal year by the Department of Accounting and General Services. However, for the purposes of calculating the general fund balances appropriations are reflected in the fiscal year for which the appropriation was authorized.

# Department of Education Instruction General Fund Operating Appropriations

(DB&F 11/29/23)



## Enrollment (Thousands)\*\*

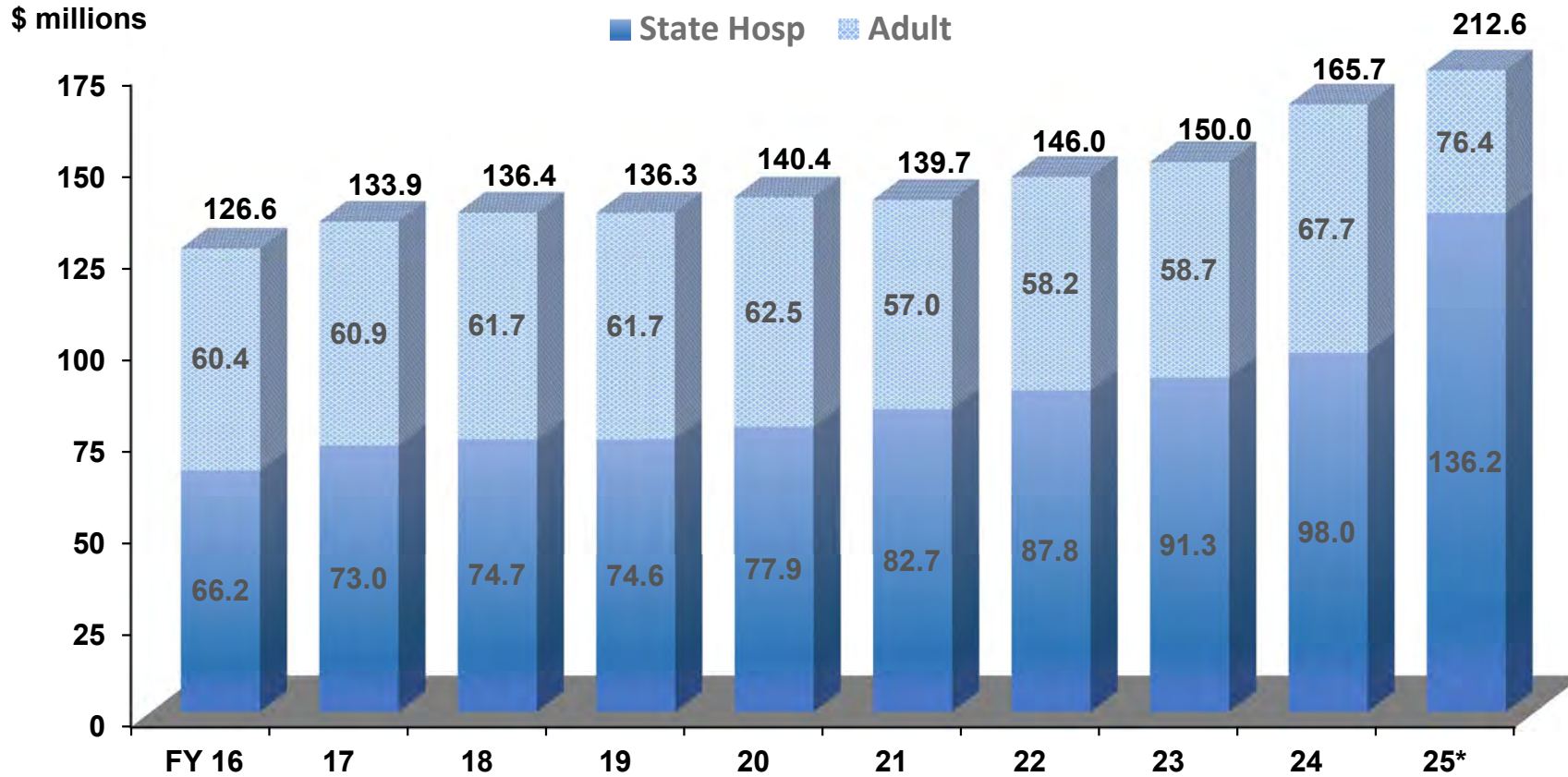
Regular	153.5	153.7	151.6	151.3	144.4	141.3	139.7	137.5	137.5	137.5
Special	16.4	16.4	16.4	16.6	16.9	16.5	16.9	17.0	17.0	17.0
Charter	10.5	10.5	11.3	11.7	12.1	12.2	12.2	12.6	12.6	12.6

\*FY 25 reflects the Executive Supplemental Budget request

\*\*FY 25 reflects projected enrollment

# Adult Mental Health General Fund Appropriations

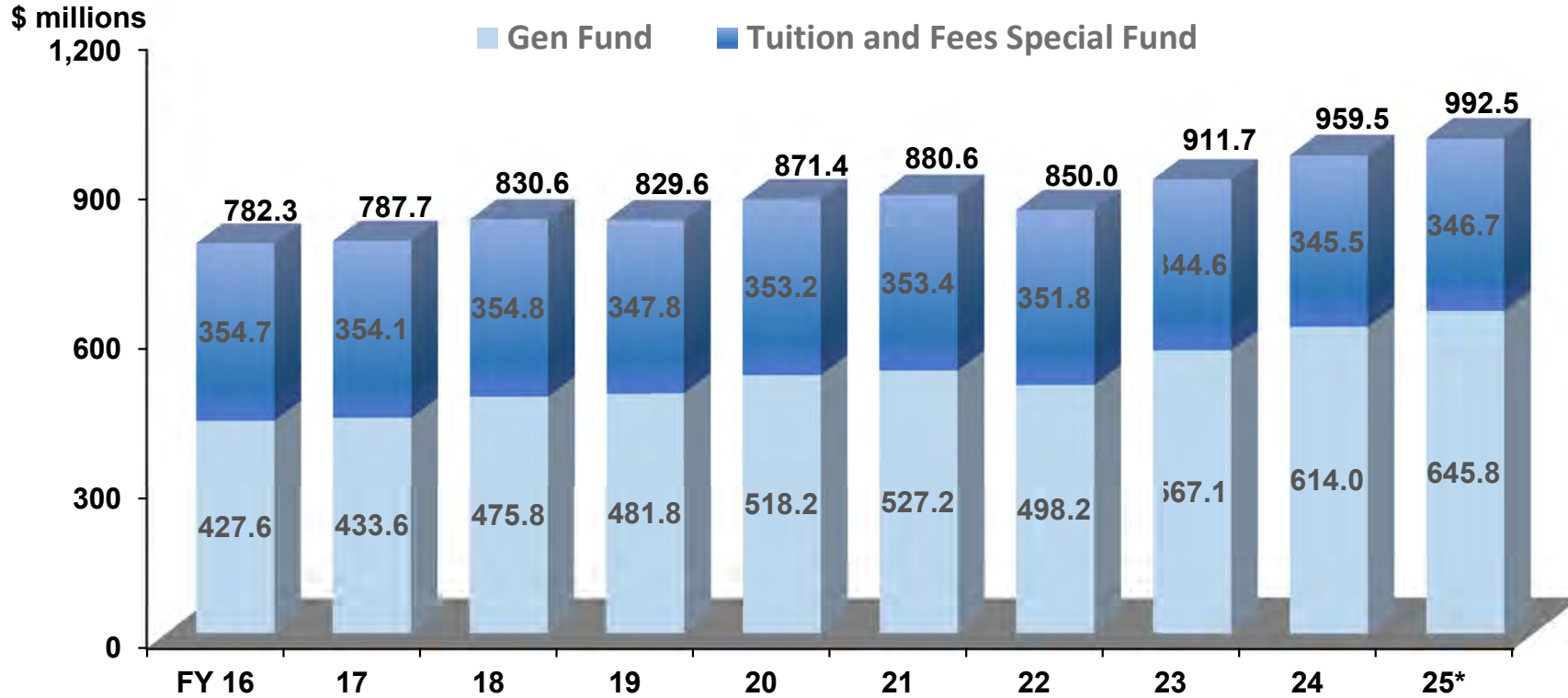
(DB&F 11/29/23)



\*FY 25 reflects the Executive Supplemental Budget request

# University of Hawaii Operating Appropriations Net of Fringe & Debt Svc

(DB&F 11/29/23)



## Enrollment - Full Time Equivalent (Thousands)\*\*

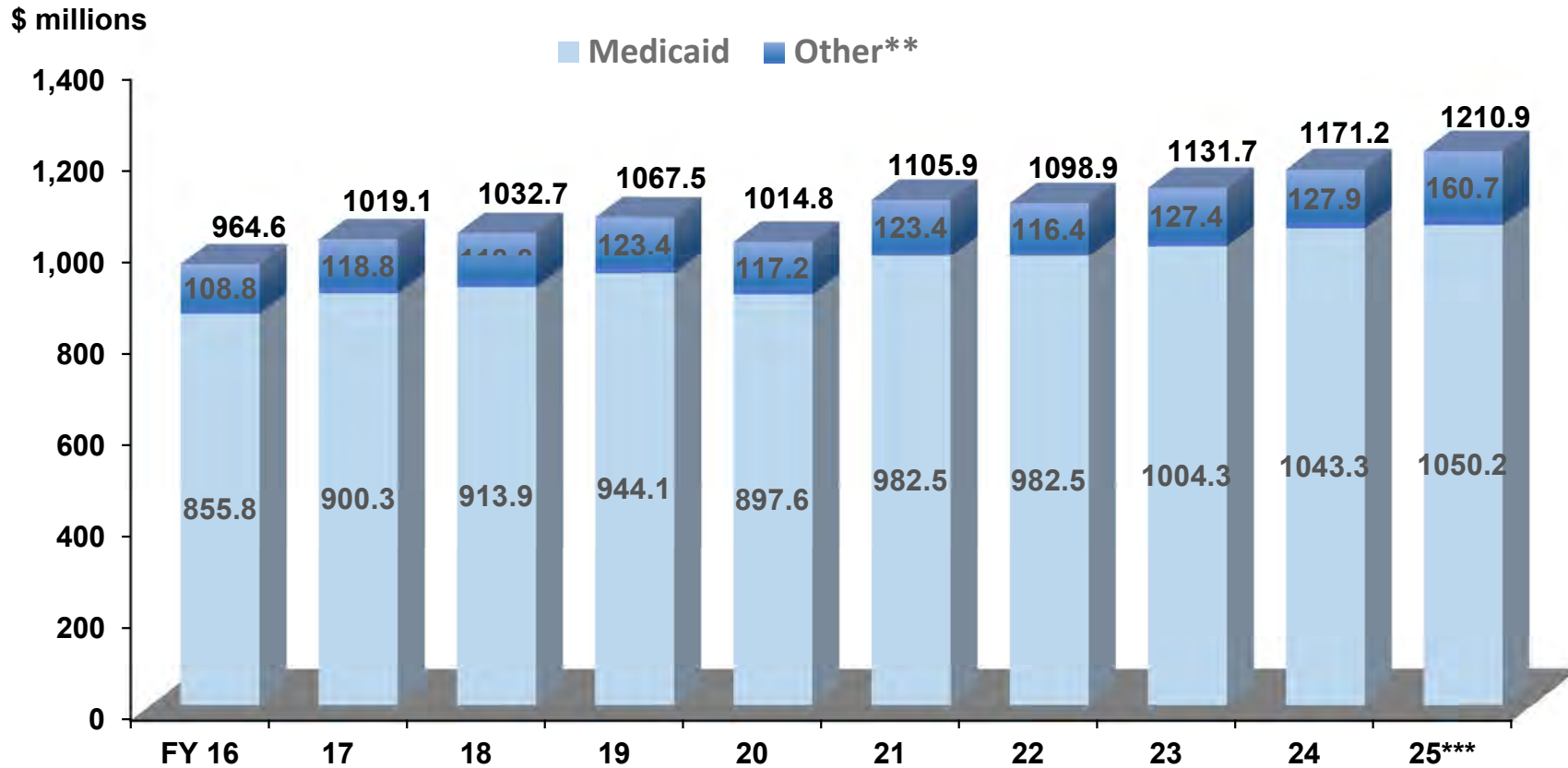
Manoa	15.9	15.2	14.9	14.8	14.7	15.2	15.7	15.8	16.2	16.3
Hilo	3.4	3.2	3.1	3.0	3.0	2.8	2.7	2.4	2.3	2.4
West Oahu	1.8	2.0	2.1	2.1	2.1	2.2	2.1	1.9	1.9	1.9
Comm Coll	<u>17.3</u>	<u>16.3</u>	<u>15.5</u>	<u>14.8</u>	<u>14.2</u>	<u>13.4</u>	<u>12.1</u>	<u>11.5</u>	<u>11.6</u>	<u>10.6</u>
<b>Total</b>	<b>38.4</b>	<b>36.7</b>	<b>35.6</b>	<b>34.7</b>	<b>34.0</b>	<b>33.6</b>	<b>32.6</b>	<b>31.6</b>	<b>32.0</b>	<b>31.2</b>

\* FY 25 reflects the Executive Supplemental Budget request

\*\*FY 25 reflects projected enrollment

# Medicaid and Welfare Payments General Fund Operating Appropriations\*

(DB&F 11/29/23)



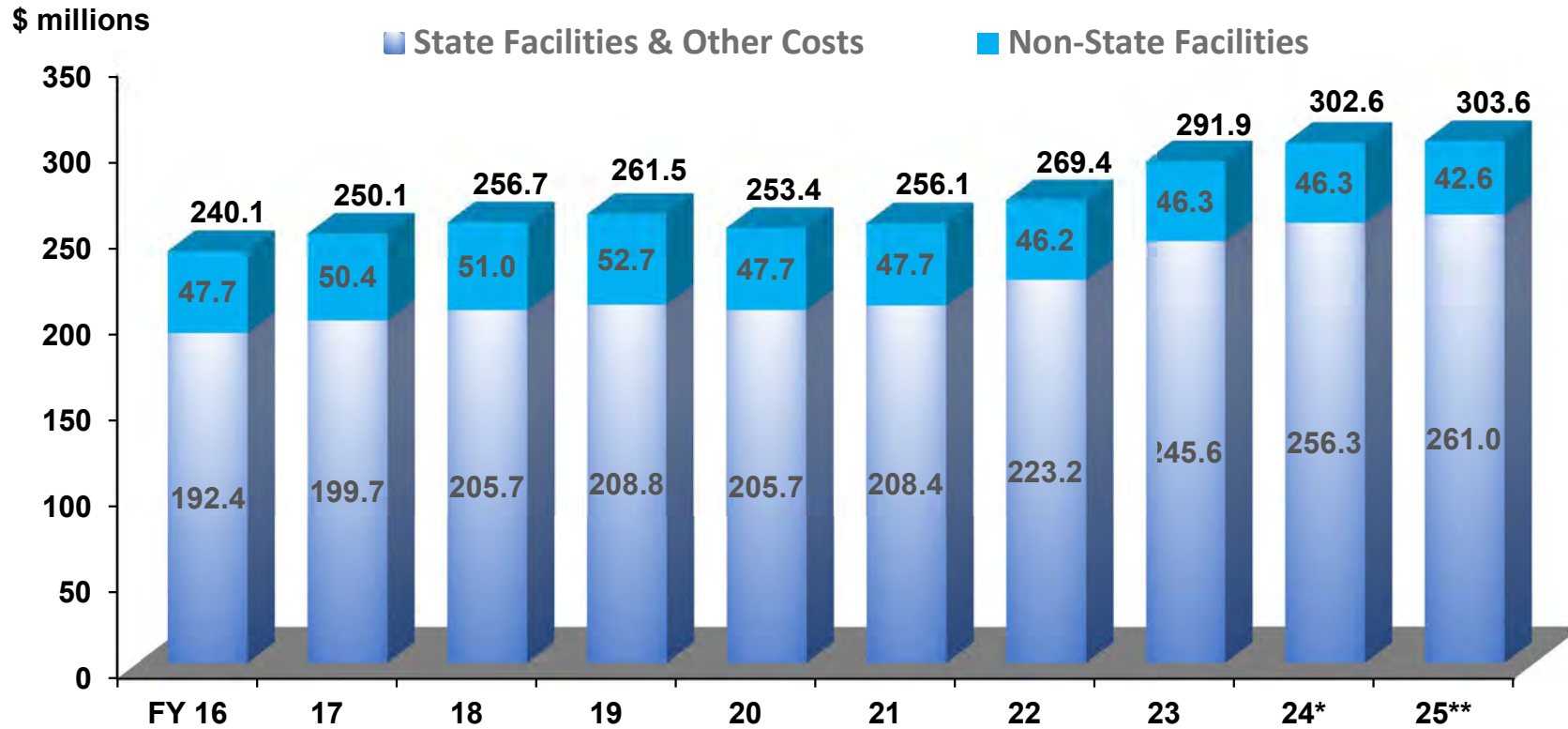
\*Excludes Housing

\*\*Includes TANF; TAONF; Child Care; General Assistance; Aged, Blind, and Disabled; and Foster Care

\*\*\*FY 25 reflects the Executive Supplemental Budget request

# Department of Public Safety/Corrections and Rehabilitation General Fund Operating Appropriations

(DB&F 11/29/23)



	<u>Inmates (Thousands)**</u>									
	FY 16	FY 17	FY 18	FY 19	FY 20	FY 21	FY 22	FY 23	FY 24*	FY 25**
State	4.5	4.1	3.6	3.7	3.6	3.0	3.0	3.1	3.0	3.1
Non-State	1.4	1.4	1.7	1.6	1.5	1.1	1.1	0.9	0.9	1.0

\*FY 24 reflects transfer from the Department of Public Safety to the Department of Law Enforcement (effective 1/1/2024).

\*\*FY 25 reflects the Executive Supplemental Budget requests for the Department of Public Safety/Corrections and Rehabilitation and full year transfer to Department of Law Enforcement.

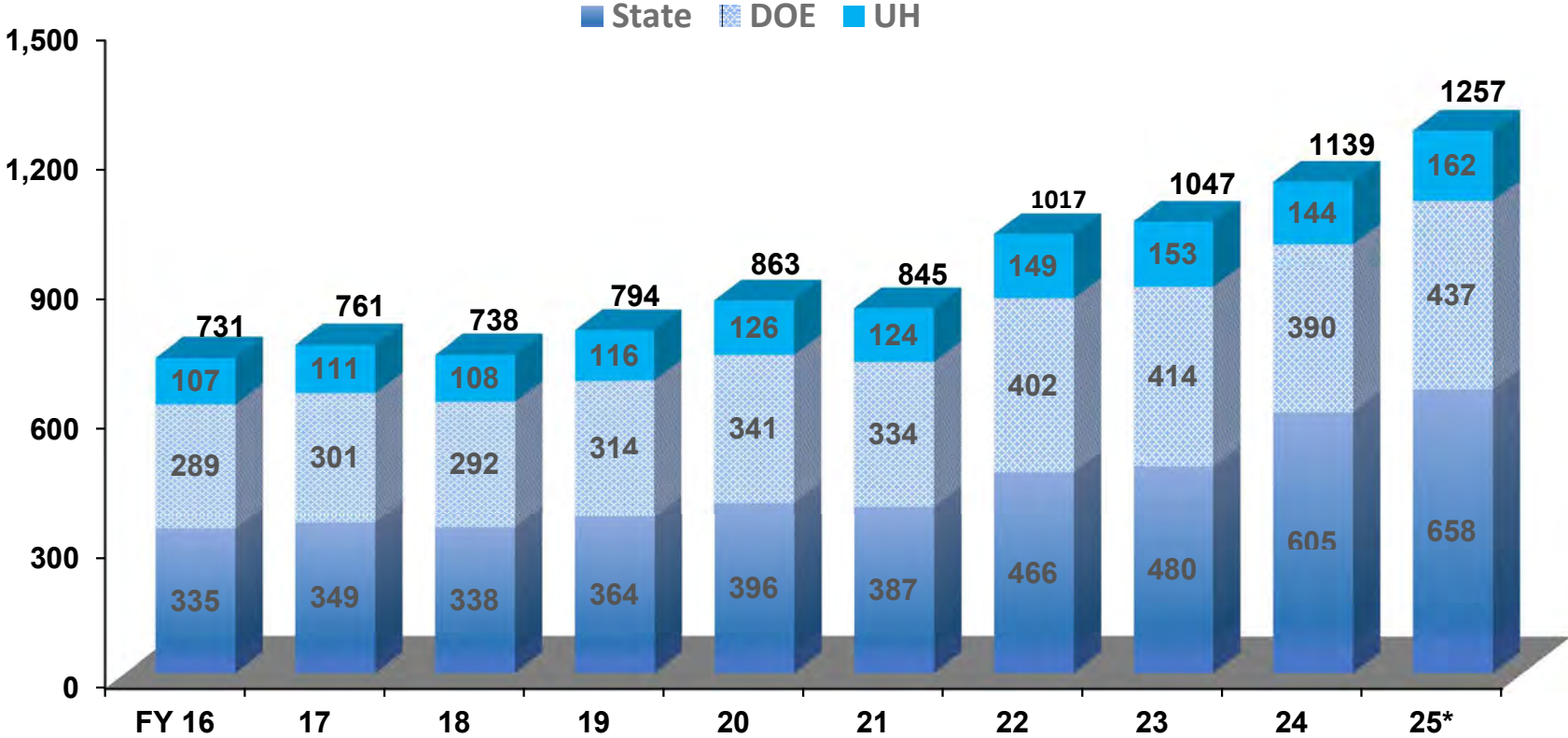
\*\*\*FY 23 reflects head counts as of June 30, 2023; FY 24 reflects head counts as of October 31, 2023; and FY 25 reflects projected assigned counts.



# Debt Service and Certificates of Participation General Fund Operating Appropriations

(DB&F 11/29/23)

\$ millions

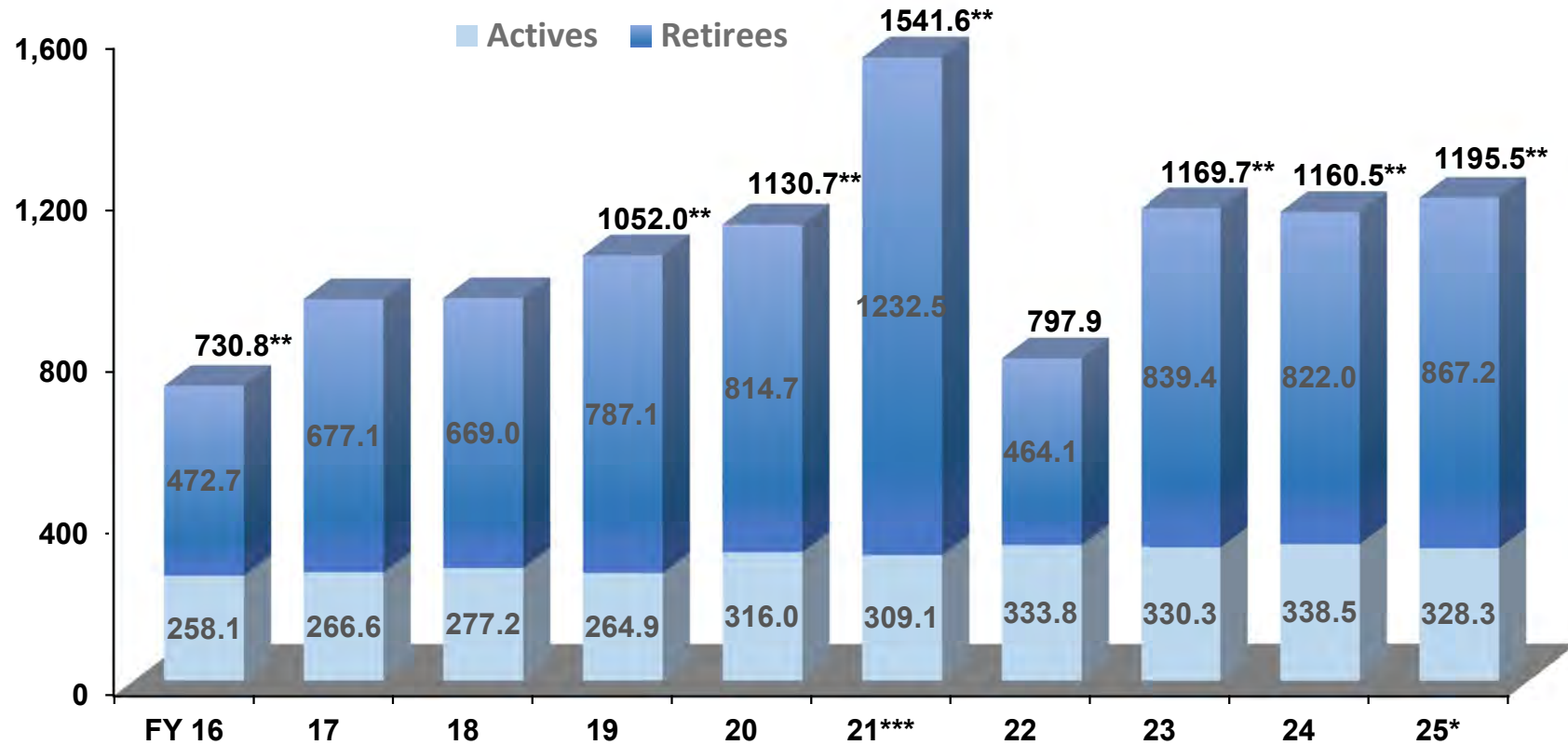


\*FY 25 reflects the Executive Supplemental Budget request

# State Employee and Retiree Health Benefits General Fund Appropriations

(DB&F 11/29/23)

\$ millions



## Enrollees (Thousands)

Retirees	45.9	46.8	48.3	49.4	50.6	51.3	52.4	53.9	54.5	55.0
Actives	68.6	68.4	68.3	66.3	67.0	65.8	63.4	63.0	63.5	64.0

\*FY 25 reflects the Executive Supplemental Budget request

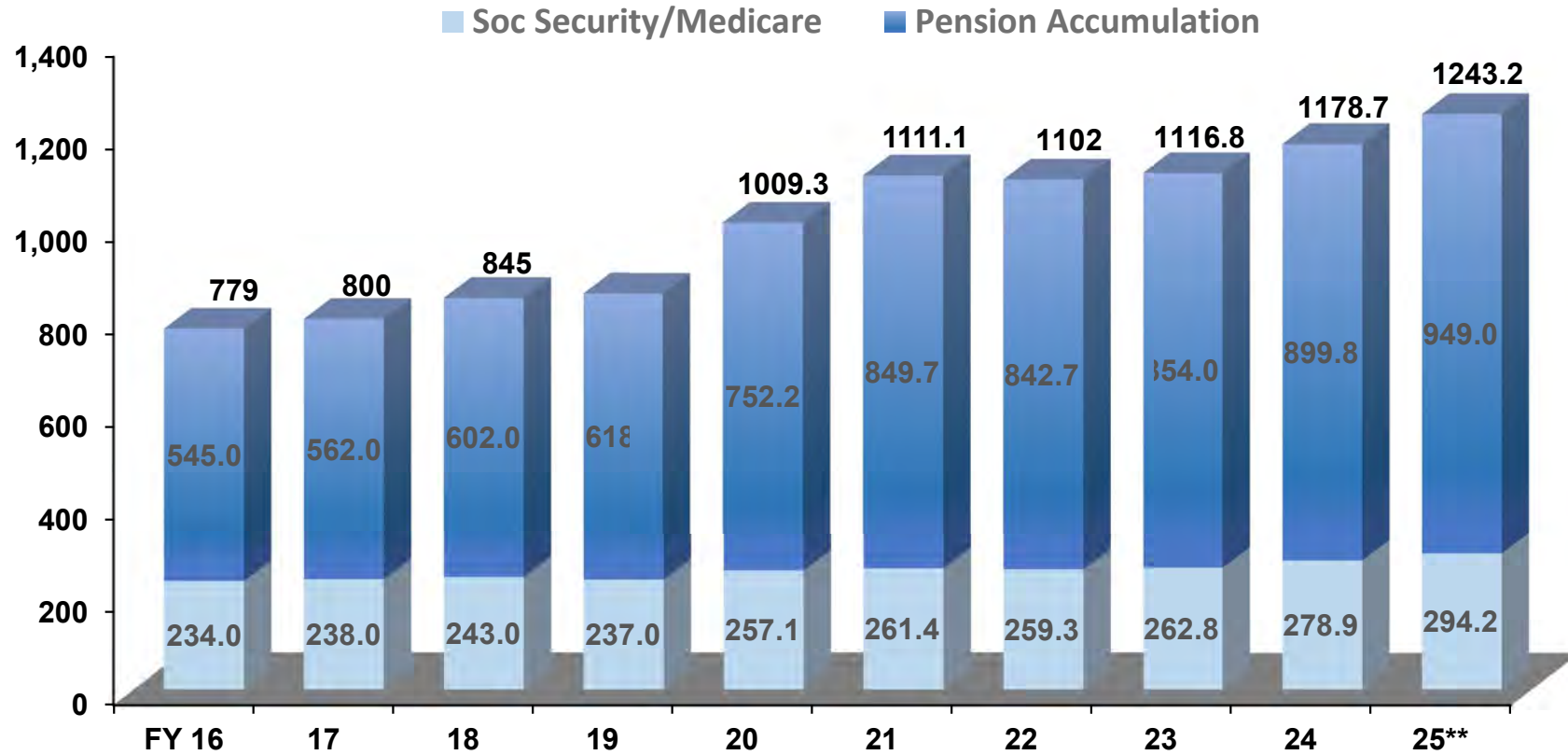
\*\*Includes Other Post-Employment Benefits Pre-funding

\*\*\*Act 6, SPSLH 2021, appropriated \$390,000,000 in FY 21 for Other Post-Employment Benefits Pre-funding.

# Public Employees' Retirement System General Fund Appropriations\*

(DB&F 11/29/23)

\$ millions



## Enrollees (Thousands)

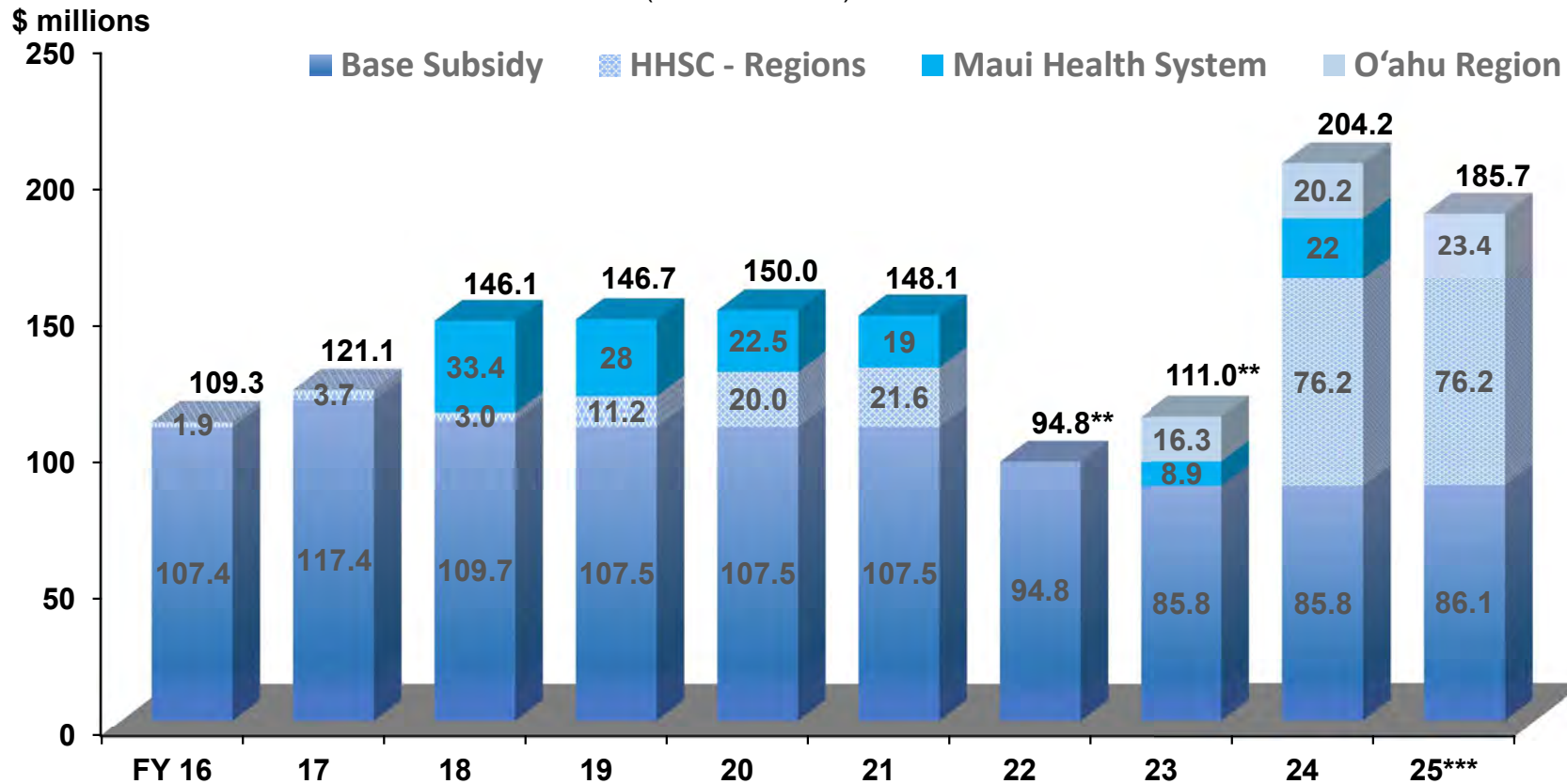
Retirees	45.5	46.9	48.7	49.9	51.2	52.6	54.0	55.0	57.0	58.5
Actives	67.3	67.3	66.3	66.4	66.7	65.6	64.2	64.2	66.0	66.0

\*Excludes Maui Health System from FY 18.

\*\*FY 25 reflects the Executive Supplemental Budget request

# Hawaii Health Systems Corporation and Maui Health System General Fund Operating Appropriations\*

(DB&F 11/29/23)



\*Includes emergency and specific appropriations, and Maui Health System from FY 18

\*\*FY 22 and FY 23 reflect reduced general fund operating appropriations due to use of ARPA funds

\*\*\*FY 25 reflects the Executive Supplemental Budget request, which identifies specific funding for O'ahu Region (Leahi Hospital and Maluhia).

PROGRAM TITLE: PUBLIC LANDS MANAGEMENT  
 PROGRAM-ID: LNR-101  
 PROGRAM STRUCTURE NO: 11030701

	FISCAL YEAR 2022-23				THREE MONTHS ENDED 09-30-23				NINE MONTHS ENDING 06-30-24						
	BUDGETED	ACTUAL	± CHANGE	%	BUDGETED	ACTUAL	± CHANGE	%	BUDGETED	ESTIMATED	± CHANGE	%			
<b>PART I: EXPENDITURES &amp; POSITIONS</b>															
<b>RESEARCH &amp; DEVELOPMENT COSTS</b>															
<b>POSITIONS</b>															
<b>EXPENDITURES (\$1,000's)</b>															
<b>OPERATING COSTS</b>															
<b>POSITIONS</b>	64.00	49.00	-	15.00	23	63.00	48.00	-	15.00	24	63.00	63.00	+	0.00	0
<b>EXPENDITURES (\$1000's)</b>	29,204	20,886	-	8,318	28	2,885	2,223	-	662	23	19,440	20,102	+	662	3
<b>TOTAL COSTS</b>															
<b>POSITIONS</b>	64.00	49.00	-	15.00	23	63.00	48.00	-	15.00	24	63.00	63.00	+	0.00	0
<b>EXPENDITURES (\$1000's)</b>	29,204	20,886	-	8,318	28	2,885	2,223	-	662	23	19,440	20,102	+	662	3

	FISCAL YEAR 2022-23				FISCAL YEAR 2023-24					
	PLANNED	ACTUAL	± CHANGE	%	PLANNED	ESTIMATED	± CHANGE	%		
<b>PART II: MEASURES OF EFFECTIVENESS</b>										
1. NO. OF APPLICATIONS PROCESSED FOR SHORELINE CERT	115	113	-	2	2	115	114	-	1	1
2. NUMBER OF SHORELINE DISPOSITIONS PROCESSED	18	5	-	13	72	18	5	-	13	72
3. NUMBER OF ACRES ON LEASE OR EASEMENT (THOUSANDS)	129	132	+	3	2	129	129	+	0	0
4. NUMBER OF ACRES ON REVOCABLE PERMIT (THOUSANDS)	30	30	+	0	0	30	30	+	0	0
5. NO. OF DELINQUENT ACCOUNTS AS A % OF TOTAL ACCNTS	4.61	5.17	+	0.56	12	4.61	6.09	+	1.48	32
6. \$ AMOUNT OF GEOTHERMAL REVENUES COLLECTED (000S)	1900	1268	-	632	33	1900	1268	-	632	33
7. \$ AMT OF REVS GENERATED/DEPOSITD INTO SLDF (000'S)	19000	22000	+	3000	16	19000	22000	+	3000	16
8. AMOUNT OF TOTAL REVENUES GENERATED (THOUSANDS)	22300	24700	+	2400	11	22300	24000	+	1700	8

<b>PART III: PROGRAM TARGET GROUP</b>										
1. NO. ACRES SET ASIDE BY EXEC ORDERS FOR GOV'T PURP	420	422	+	2	0	420	422	+	2	0
2. DOLLAR AMOUNT OF REVENUES TRANSFERRED TO OHA (000)	2305	2731	+	426	18	2305	2600	+	295	13

<b>PART IV: PROGRAM ACTIVITY</b>										
1. NUMBER OF APPLICATIONS FOR A SHORELINE CERTIFICATN	115	113	-	2	2	115	115	+	0	0
2. NUMBER OF SHORELINE DISPOSITIONS PROCESSED	18	5	-	13	72	18	5	-	13	72
3. NUMBER OF GENERAL LEASES ISSUED	1	3	+	2	200	1	1	+	0	0
4. NUMBER OF REVOCABLE PERMITS ISSUED	7	8	+	1	14	7	7	+	0	0
5. NUMBER OF EXECUTIVE ORDERS ISSUED	15	22	+	7	47	15	15	+	0	0
6. NO. ACQUISTNS PRVTE LND PUBLIC OR CONSERVTN PURPS	1	1	+	0	0	1	1	+	0	0
7. NUMBER OF INSPECTIONS OF PUBLIC LANDS MADE	95	103	+	8	8	95	95	+	0	0
8. NUMBER OF EASEMENTS GRANTED	5	5	+	0	0	5	5	+	0	0
9. DOLLAR AMOUNT OF DELINQUENT RECEIVABLS (THOUSANDS)	470	583	+	113	24	470	646	+	176	37

# VARIANCE REPORT NARRATIVE FY 2023 AND FY 2024

11 03 07 01  
LNR 101

## **PROGRAM TITLE: PUBLIC LANDS MANAGEMENT**

### **PART I - EXPENDITURES AND POSITIONS**

Land Division: Eight new positions were added in FY 23. The Division has worked diligently and tirelessly in obtaining administrative approval to establish and fill the new positions, which resulted in a delay in recruitment due to a requirement to reorganize the Division.

Two positions became vacant due to promotional offers the Division was unable to match, and other vacancies in Land became vacant due to retirement and attrition. Position vacancies will continue in FY 24 due to time required to reconfigure offices for additional positions and delays in recruitment.

Office of Conservation and Coastal Lands: A new position was recently added, and another planner position became vacant due to attrition.

### **PART II - MEASURES OF EFFECTIVENESS**

Item 2: The planned figures for FY 23 and FY 24 were overstated. Also, the issuance of shoreline dispositions involves multiple procedures, including the approval from the Legislature and the Governor. The Division has seen a growing negative view and attitude toward allowing shoreline dispositions (even for old preexisting structures) that has resulted in a decrease in approvals.

Item 5: Delinquent accounts were higher than projected, and we believe it is due in part to the exorbitant amount of inflation experienced nationally and in Hawaii.

Item 6: The projection of geothermal revenues was overstated as the lessee is still recovering from the last major lava eruption that shut down the plant. Future projections should also be downgraded because of legislative interest in directing geothermal revenues to the University of Hawaii for research.

Item 7: The overall revenue increase to the Special Land and Development Fund was the result of a projected rent increase (and

collection) from a large industrial tenant.

Item 8: As noted herein, the Division has seen an overall increase in land valuations and rent.

### **PART III - PROGRAM TARGET GROUPS**

Item 2: Recent legislation has increased payments to the Office of Hawaiian Affairs. The Division has also seen an increase in land valuations and rent which may also have contributed to the increase.

### **PART IV - PROGRAM ACTIVITIES**

Item 2: The planned figures for FY 23 and FY 24 were overstated. Also, the issuance of shoreline dispositions involves multiple procedures, including the approval from the Legislature and the Governor. As noted above, the Division has seen a growing negative view and attitude toward allowing shoreline dispositions (even for old preexisting structures) that has resulted in a decrease in approvals.

Item 3: The issuance of leases varies with different situations, which makes the projection of issuance of leases challenging.

Item 4: The planned number of revocable permits issued for FY 23 was understated and appropriate adjustments have been made to FY 24 estimates.

Item 5: The Division has noted more agency requests for land dispositions for current and future program needs. There seems to be more land banking for future program needs than in the past.

Item 9: See Part II, Measures of Effectiveness, Item No. 5, above.

STATE OF HAWAII

VARIANCE REPORT

REPORT V61

PROGRAM TITLE: LEGACY LAND CONSERVATION PROGRAM  
 PROGRAM-ID: LNR-102  
 PROGRAM STRUCTURE NO: 11030705

12/5/23

	FISCAL YEAR 2022-23				THREE MONTHS ENDED 09-30-23				NINE MONTHS ENDING 06-30-24			
	BUDGETED	ACTUAL	± CHANGE	%	BUDGETED	ACTUAL	± CHANGE	%	BUDGETED	ESTIMATED	± CHANGE	%
<b>PART I: EXPENDITURES &amp; POSITIONS</b>												
RESEARCH & DEVELOPMENT COSTS												
POSITIONS												
EXPENDITURES (\$1,000's)												
OPERATING COSTS					2.00	2.00	+ 0.00	0	2.00	2.00	+ 0.00	0
POSITIONS					89	17	- 72	81	8,869	8,941	+ 72	1
EXPENDITURES (\$1000's)												
TOTAL COSTS					2.00	2.00	+ 0.00	0	2.00	2.00	+ 0.00	0
POSITIONS					89	17	- 72	81	8,869	8,941	+ 72	1
EXPENDITURES (\$1000's)												

	FISCAL YEAR 2022-23				FISCAL YEAR 2023-24			
	PLANNED	ACTUAL	± CHANGE	%	PLANNED	ESTIMATED	± CHANGE	%
<b>PART II: MEASURES OF EFFECTIVENESS</b>								
1. NO. OF PROPERTIES CONSERVED THRU LCF INVESTMENTS	3	NO DATA	- 3	100	3	4	+ 1	33
2. NO. OF \$ IN MATCHING FUNDS SECURED FOR EACH \$ INV	0.5	NO DATA	- 0.5	100	.5	3.49	+ 2.99	598
<b>PART III: PROGRAM TARGET GROUP</b>								
1. NO. OF ST AGEN (DEPT LEV) ELIG TO REC LND AC GRANT	11	NO DATA	- 11	100	11	11	+ 0	0
2. NO. OF COUNTIES ELIGIBLE TO RECEIVE LAND ACQ GRANT	4	NO DATA	- 4	100	4	4	+ 0	0
3. NO. OF FINAL APPLICATIONS RECV FOR LAND ACQ GRANTS	7	NO DATA	- 7	100	8	12	+ 4	50
4. NO. OF PROP ELIGIBLE TO REC GRANT FOR LAND OP/MNGT	43	NO DATA	- 43	100	46	48	+ 2	4
<b>PART IV: PROGRAM ACTIVITY</b>								
1. NO. OF APPLICATION CYCLES COMPLETED FOR GRANTS	2	NO DATA	- 2	100	2	2	+ 0	0
2. AMOUNT OF FUNDS (\$) AWARDED FOR GRANTS	6200000	NO DATA	- 6200000	100	7700000	7058000	- 642000	8
3. AMT OF FUNDS EXP FOR PAYMT OF DEBT SER ON ST FIN	1500000	NO DATA	- 1500000	100	1500000	1500000	+ 0	0
4. NUMBER OF PUBLIC MEETINGS HELD, LLCC	4	NO DATA	- 4	100	4	4	+ 0	0
5. NO. OF SELF-REPORTS RECVD FOR PROPERTIES CONSERVED	7	NO DATA	- 7	100	9	9	+ 0	0
6. NO. OF SITE VISITS COMPLTD FOR PROPERTIES CONSERVD	7	NO DATA	- 7	100	8	8	+ 0	0

# VARIANCE REPORT NARRATIVE FY 2023 AND FY 2024

11 03 07 05  
LNR 102

## **PROGRAM TITLE: LEGACY LAND CONSERVATION PROGRAM**

---

### **PART I - EXPENDITURES AND POSITIONS**

Per Act 164, SLH 2023 (the Budget bill), the Land Legacy Conservation Program LLCP) was transferred from Public Lands Management (LNR 101) to their own separate Program ID, LNR 102 - Legacy Land Conservation Program.

The variance reflects unanticipated changes in contracting and payment for administrative costs due to delays in posting allotments and processing invoices for payment.

### **PART II - MEASURES OF EFFECTIVENESS**

Item 1: The estimated increase in FY 24 is due to faster than expected progress in completing conservation transactions.

Item 2: The estimated increase in FY 24 is due to large amounts of match received/expected from county and federal sources for conservation transactions.

### **PART III - PROGRAM TARGET GROUPS**

Item 3: The estimated increase in FY 24 is due to the actual amount of preliminary applications received.

### **PART IV - PROGRAM ACTIVITIES**

Item 2: There is an estimated decrease in FY 24 because the planned amount is based on FY 23 funding and a pre-enactment version of the 2023 budget bill that proposed a higher level of funding than what was enacted.



PROGRAM TITLE: CONVEYANCES AND RECORDINGS  
 PROGRAM-ID: LNR-111  
 PROGRAM STRUCTURE NO: 100303

	FISCAL YEAR 2022-23				THREE MONTHS ENDED 09-30-23				NINE MONTHS ENDING 06-30-24			
	BUDGETED	ACTUAL	± CHANGE	%	BUDGETED	ACTUAL	± CHANGE	%	BUDGETED	ESTIMATED	± CHANGE	%
<b>PART I: EXPENDITURES &amp; POSITIONS</b>												
<b>RESEARCH &amp; DEVELOPMENT COSTS</b>												
<b>POSITIONS</b>												
<b>EXPENDITURES (\$1,000's)</b>												
<b>OPERATING COSTS</b>												
<b>POSITIONS</b>	57.00	37.00	- 20.00	35	57.00	35.00	- 22.00	39	57.00	57.00	+ 0.00	0
<b>EXPENDITURES (\$1000's)</b>	7,713	6,228	- 1,485	19	1,700	981	- 719	42	6,343	7,062	+ 719	11
<b>TOTAL COSTS</b>												
<b>POSITIONS</b>	57.00	37.00	- 20.00	35	57.00	35.00	- 22.00	39	57.00	57.00	+ 0.00	0
<b>EXPENDITURES (\$1000's)</b>	7,713	6,228	- 1,485	19	1,700	981	- 719	42	6,343	7,062	+ 719	11

	FISCAL YEAR 2022-23				FISCAL YEAR 2023-24			
	PLANNED	ACTUAL	± CHANGE	%	PLANNED	ESTIMATED	± CHANGE	%
<b>PART II: MEASURES OF EFFECTIVENESS</b>								
1. NO. OF DAYS BETWEEN RECORDING & COMPLETION - REGULAR SYS	7	7	+ 0	0	7	7	+ 0	0
2. NO. OF DAYS BETWEEN RECORDING & COMPLETION - LAND COURT	11	11	+ 0	0	45	45	+ 0	0
3. NO. OF DAYS BETWEEN REQUEST & COMPLETION - COPIES	3	3	+ 0	0	3	3	+ 0	0
4. NO. OF DAYS BETWEEN REQUEST & COMPLETION-UCC SEARCHES	7	7	+ 0	0	7	7	+ 0	0
5. NO. OF DAYS BETWEEN DOC SEARCH/COPY REQUEST & COMPLETION	3	3	+ 0	0	3	3	+ 0	0

<b>PART III: PROGRAM TARGET GROUP</b>								
1. NUMBER OF DOCUMENTS RECORDED - REGULAR SYSTEM	225000	205103	- 19897	9	225000	217000	- 8000	4
2. NUMBER OF DOCUMENTS RECORDED - LAND COURT	76000	54181	- 21819	29	76000	50000	- 26000	34
3. LAND COURT CERTIFICATES OF TITLE ISSUED	18000	15698	- 2302	13	18000	16000	- 2000	11
4. LAND COURT ORDERS RECORDED	4000	3262	- 738	18	4000	3000	- 1000	25
5. MAPS FILED - LAND COURT AND REGULAR SYSTEM	148	168	+ 20	14	148	148	+ 0	0
6. COPIES REQUESTED - LAND COURT & REGULAR SYSTEM	800000	1034665	+ 234665	29	850000	800000	- 50000	6
7. UNIFORM COMMERCIAL CODE SEARCHES REQUESTED	120	96	- 24	20	120	120	+ 0	0

<b>PART IV: PROGRAM ACTIVITY</b>								
1. NO. OF DOCUMENTS PROCESSED - REGULAR SYSTEM	225000	205103	- 19897	9	225000	217000	- 8000	4
2. NO. OF DOCUMENTS PROCESSED - LAND COURT	76000	54181	- 21819	29	76000	50000	- 26000	34
3. LAND COURT CERTIFICATES OF TITLE PRODUCED	18000	15698	- 2302	13	18000	16000	- 2000	11
4. LAND COURT ORDERS PROCESSED	4000	3262	- 738	18	4000	3000	- 1000	25
5. MAPS PROCESSED - LAND COURT AND REGULAR SYSTEM	148	168	+ 20	14	148	148	+ 0	0
6. COPIES PROCESSED	800000	1034665	+ 234665	29	850000	800000	- 50000	6
7. UNIFORM COMMERCIAL CODE RECORD SEARCHES PROCESSED	120	96	- 24	20	120	120	+ 0	0

# VARIANCE REPORT NARRATIVE FY 2023 AND FY 2024

10 03 03  
LNR 111

---

**PROGRAM TITLE: CONVEYANCES AND RECORDINGS**

---

**PART I - EXPENDITURES AND POSITIONS**

FY 23: Positions were below budget due to the delay in hiring and the lack of qualified candidates by virtue of the specialized skills and experience required for the Bureau of Conveyances (BOC) operations. The specialized skills and experience requirements also drive internal promotions, which does not decrease the number of total vacancies. The expenditures were below budget due to these vacancies in permanent positions.

FY 24: Positions are below budget due to recent retirements and resignations, as well as the lack of qualified candidates by virtue of the specialized skills and experience required for BOC. Expenditures are below budget due to the same vacancies in permanent positions.

**PART II - MEASURES OF EFFECTIVENESS**

There are no significant variances to report for measures of effectiveness.

**PART III - PROGRAM TARGET GROUPS**

Items 2-5: The variances in FY 23 are due to unpredictable changes in government, business, and consumer market and economic conditions and resulting fluctuations in activities.

Items 2-4: For FY 24 variances, BOC estimates a continued decrease in recordings due to the continued decline in government, business, and consumer market and economic conditions and resulting fluctuations in activities.

Item 6: The variance in FY 23 is due to a one-time bulk image and data download purchase by a third-party title plant company.

Item 7: The variance in FY 23 is due to unpredictable changes in government, business, and consumer market and economic conditions and resulting fluctuations in activities, primarily related to COVID-19 restrictions.

**PART IV - PROGRAM ACTIVITIES**

See Part III, Program Target Groups, Item Nos. 2-5, 2-4, 6, and 7 above.

PROGRAM TITLE: WATER AND LAND DEVELOPMENT  
 PROGRAM-ID: LNR-141  
 PROGRAM STRUCTURE NO: 0106

	FISCAL YEAR 2022-23				THREE MONTHS ENDED 09-30-23				NINE MONTHS ENDING 06-30-24						
	BUDGETED	ACTUAL	± CHANGE	%	BUDGETED	ACTUAL	± CHANGE	%	BUDGETED	ESTIMATED	± CHANGE	%			
<b>PART I: EXPENDITURES &amp; POSITIONS</b>															
<b>RESEARCH &amp; DEVELOPMENT COSTS</b>															
<b>POSITIONS</b>															
<b>EXPENDITURES (\$1,000's)</b>															
<b>OPERATING COSTS</b>															
<b>POSITIONS</b>	28.00	23.00	-	5.00	18	28.00	23.00	-	5.00	18	28.00	27.00	-	1.00	4
<b>EXPENDITURES (\$1000's)</b>	3,939	3,890	-	49	1	1,006	822	-	184	18	3,351	3,535	+	184	5
<b>TOTAL COSTS</b>															
<b>POSITIONS</b>	28.00	23.00	-	5.00	18	28.00	23.00	-	5.00	18	28.00	27.00	-	1.00	4
<b>EXPENDITURES (\$1000's)</b>	3,939	3,890	-	49	1	1,006	822	-	184	18	3,351	3,535	+	184	5

	FISCAL YEAR 2022-23				FISCAL YEAR 2023-24				
	PLANNED	ACTUAL	± CHANGE	%	PLANNED	ESTIMATED	± CHANGE	%	
<b>PART II: MEASURES OF EFFECTIVENESS</b>									
1. SURFACE WATER SUPPLY DEVELOPED (MGD)	0	0	+	0	0	0	+	0	
2. GROUNDWATER SUPPLY DEVELOPED (MGD)	1	1	+	0	1	1	+	0	
3. WATER CREDITS PROVID TO STATE AGENCIES (1000 GAL)	0	0	+	0	0	0	+	0	
4. STATE LANDS DEVELOPED (ACRES)	10	10	+	0	10	10	+	0	
5. GEOTHERMAL ROYALTIES COLLECTED (DOLLARS)	2000	2536	+	536	27	2000	2000	0	
6. ROCKFALL PROJECTS IMPLEMENTED (# OF PROJECTS)	4	4	+	0	0	4	4	0	
<b>PART III: PROGRAM TARGET GROUP</b>									
1. DEFACTO POPULTN BENEFITNG FR IMPRVMENTS (NO. IN MIL)	1.5	1.5	+	0	0	1.5	1.5	0	
<b>PART IV: PROGRAM ACTIVITY</b>									
1. PLANNING AND PROGRAMMING (NUMBER OF PROJECTS)	25	24	-	1	4	25	25	0	
2. PROJECTS DESIGNED (NUMBER OF PROJECTS)	30	28	-	2	7	30	30	0	
3. ENGINEERING CONSULTANT CONTRACTS ADMINISTERED	30	28	-	2	7	30	30	0	
4. ENGIN SVCS PROVIDD TO OTHER DLNR OFFICES (MAN HRS)	20000	18500	-	1500	8	20000	20000	0	
5. CIP EXPENDITURES (\$1,000)	40000	27371	-	12629	32	40000	30000	-10000	25
6. ALTERNATE WATER DEVLPM PROJECTS INVESTIGATED (NO.)	0	0	+	0	0	0	0	0	
7. GEOTHERMAL RESOURCE PERMITS ISSUED (# OF PERMITS)	1	0	-	1	100	1	1	0	
8. ROCKFALL/SLOPE MOVEMNT AREAS INVSTGTD &OR ADDRSSD	5	5	+	0	0	5	5	0	

# VARIANCE REPORT NARRATIVE FY 2023 AND FY 2024

01 06  
LNR 141

## **PROGRAM TITLE: WATER AND LAND DEVELOPMENT**

---

### **PART I - EXPENDITURES AND POSITIONS**

FY 23 position variance is due to budgeted unfilled positions under various stages of recruitment. The program has experienced difficulties in recruitment due to the prolonged historically low unemployment rate and lack of interested and qualified applicants. To fill its vacancies, the program is attempting to recruit positions at lower levels.

FY 24 differences in budgeted amount and actual expenditures are primarily payroll savings due to staff vacancies and corresponding funds for activities to be performed, and unused accrued vacation/sick leave funds for the capital improvement program staff.

### **PART II - MEASURES OF EFFECTIVENESS**

Item 5: In FY 23, due to continued restoration of electrical production after the shutdown in 2018, the total amount of geothermal royalties was collected in greater amounts.

### **PART III - PROGRAM TARGET GROUPS**

There are no significant variances to report for program target groups.

### **PART IV - PROGRAM ACTIVITIES**

Item 5: FY 23 reflects actual expenditures based on contractor invoicing and payment processing; an additional \$53 million is encumbered in consultant and/or construction contracts for expenditure in FY 24 and beyond.

Item 7: There were no geothermal resource permit applications received in FY 23.

STATE OF HAWAII

PROGRAM TITLE:

FISHERIES MANAGEMENT (HISTORICAL)

PROGRAM-ID:

LNR-153

PROGRAM STRUCTURE NO:

010402

## VARIANCE REPORT

REPORT V61

12/5/23

	FISCAL YEAR 2022-23				THREE MONTHS ENDED 09-30-23				NINE MONTHS ENDING 06-30-24			
	BUDGETED	ACTUAL	± CHANGE	%	BUDGETED	ACTUAL	± CHANGE	%	BUDGETED	ESTIMATED	± CHANGE	%
<b>PART I: EXPENDITURES &amp; POSITIONS</b>												
RESEARCH & DEVELOPMENT COSTS												
POSITIONS												
EXPENDITURES (\$1,000's)												
OPERATING COSTS												
POSITIONS	15.00	14.00	-	1.00	7							
EXPENDITURES (\$1000's)	2,455	2,332	-	123	5							
TOTAL COSTS												
POSITIONS	15.00	14.00	-	1.00	7							
EXPENDITURES (\$1000's)	2,455	2,332	-	123	5							

## VARIANCE REPORT NARRATIVE FY 2023 AND FY 2024

01 04 02  
LNR 153

**PROGRAM TITLE: FISHERIES MANAGEMENT (HISTORICAL)**

---

**PART I - EXPENDITURES AND POSITIONS**

No significant variances.

Fisheries Management (LNR 153), Ecosystem Protection and Restoration (LNR 401) and District Resource Management (LNR 805) were consolidated into LNR 401 starting in FY 24.

**PART II - MEASURES OF EFFECTIVENESS**

Performance measures are consolidated in LNR 401.

**PART III - PROGRAM TARGET GROUPS**

Target groups are consolidated in LNR 401.

**PART IV - PROGRAM ACTIVITIES**

Program Activities are consolidated in LNR 401.

PROGRAM TITLE: FORESTRY - RESOURCE MANAGEMENT & DEVELOPMENT  
 PROGRAM-ID: LNR-172  
 PROGRAM STRUCTURE NO: 01030301

	FISCAL YEAR 2022-23				THREE MONTHS ENDED 09-30-23				NINE MONTHS ENDING 06-30-24						
	BUDGETED	ACTUAL	± CHANGE	%	BUDGETED	ACTUAL	± CHANGE	%	BUDGETED	ESTIMATED	± CHANGE	%			
<b>PART I: EXPENDITURES &amp; POSITIONS</b>															
<b>RESEARCH &amp; DEVELOPMENT COSTS</b>															
<b>POSITIONS</b>															
<b>EXPENDITURES (\$1,000's)</b>															
<b>OPERATING COSTS</b>															
<b>POSITIONS</b>	35.00	24.00	-	11.00	31	35.00	24.00	-	11.00	31	35.00	35.00	+	0.00	0
<b>EXPENDITURES (\$1000's)</b>	7,198	5,942	-	1,256	17	1,641	1,003	-	638	39	39,150	39,788	+	638	2
<b>TOTAL COSTS</b>															
<b>POSITIONS</b>	35.00	24.00	-	11.00	31	35.00	24.00	-	11.00	31	35.00	35.00	+	0.00	0
<b>EXPENDITURES (\$1000's)</b>	7,198	5,942	-	1,256	17	1,641	1,003	-	638	39	39,150	39,788	+	638	2

	FISCAL YEAR 2022-23				FISCAL YEAR 2023-24					
	PLANNED	ACTUAL	± CHANGE	%	PLANNED	ESTIMATED	± CHANGE	%		
<b>PART II: MEASURES OF EFFECTIVENESS</b>										
1. BRD FT TIMBR PROVD FR ST FORST RES & TIMBR MNGT AR	NO DATA	1200	-	-1200	0	2000	2000	+	0	0
2. GR REV FR FORST PRD FR ST FORST RES & TIMBR MGT AR	NO DATA	21347	-	-21347	0	25000	25000	+	0	0
3. AREAS PROTC D THRU LAND ACQUISTN FOR FORSTRY PURPS	NO DATA	2000	-	-2000	0	2000	2000	+	0	0
4. RESOURCE RESTN & CONSN PROJECTS COMPLTD OR UNDERWY	NO DATA	15	-	-15	0	15	15	+	0	0
5. URBAN AND COMMUNITY FORESTRY PROJECTS	NO DATA	5	-	-5	0	5	5	+	0	0
<b>PART III: PROGRAM TARGET GROUP</b>										
1. FOREST STEWARDSHIP PROGRAM (FSP) PROJECTS	15	15	+	0	0	15	15	+	0	0
2. WATERSHED PARTNERSHIPS	9	9	+	0	0	9	9	+	0	0
3. URBAN AND COMMUNITY FORESTRY (UCF) PARTNERS	10	10	+	0	0	10	10	+	0	0
4. OTHER CONSERVATION OR FOREST PRODUCT PROJECTS	150	150	+	0	0	150	150	+	0	0
<b>PART IV: PROGRAM ACTIVITY</b>										
1. TREE SEEDLINGS DISTRIBUTED	25000	25000	+	0	0	25000	25000	+	0	0
2. NUMBER OF TREES PLANTED IN STATE FOREST RESERVES	20000	20000	+	0	0	20000	20000	+	0	0
3. NO. OF TIMBR PRODTN & FORST PRODC TS PROJECTS IN-HOU	NO DATA	5	-	-5	0	5	5	+	0	0
4. PRIVATE FORST MANAGMNT PROJECTS TO RESTORE & MAINTN	3	3	+	0	0	3	3	+	0	0
5. LAND ACQSTN PRJCTS ONGOING OR CMPLTD FRST PR/MGT	3	3	+	0	0	3	3	+	0	0
6. NO. OF HRS OF URBAN/COMMUNITY FORESTRY VOLUNTR SER	10000	10000	+	0	0	10000	10000	+	0	0
7. NO.OF ORG/COMM RCVD EDUC, TCH, FIN ASST FR URB/COM	140	140	+	0	0	140	140	+	0	0

## VARIANCE REPORT NARRATIVE FY 2023 AND FY 2024

01 03 03 01  
LNR 172

### **PROGRAM TITLE: FORESTRY - RESOURCE MANAGEMENT & DEVELOPMENT**

---

#### **PART I - EXPENDITURES AND POSITIONS**

The number of positions filled was less than the amount budgeted for FY 23 and the first quarter of FY 24 due to vacancies attributed to staff promotions, retirements and resignations.

The actual amount of expenditures for FY 23 was less than the budgeted amount due to anticipated grants that were budgeted but not awarded to the division.

Funds expended in the first quarter of FY 24 were less than budgeted due to delay in encumbering some program contracts and other contractor agreements, which are now anticipated to be encumbered in the second quarter of FY 24.

#### **PART II - MEASURES OF EFFECTIVENESS**

There is no data available and/or no significant variances to report for measures of effectiveness.

#### **PART III - PROGRAM TARGET GROUPS**

There are no significant variances to report for program target groups.

#### **PART IV - PROGRAM ACTIVITIES**

There are no significant variances to report and/or no data is available for program activities.



PROGRAM TITLE: ECOSYSTEM PRCTCN, RSTRTN & FISHERIES MGMT  
 PROGRAM-ID: LNR-401  
 PROGRAM STRUCTURE NO: 040201

	FISCAL YEAR 2022-23				THREE MONTHS ENDED 09-30-23				NINE MONTHS ENDING 06-30-24						
	BUDGETED	ACTUAL	± CHANGE	%	BUDGETED	ACTUAL	± CHANGE	%	BUDGETED	ESTIMATED	± CHANGE	%			
<b>PART I: EXPENDITURES &amp; POSITIONS</b>															
<b>RESEARCH &amp; DEVELOPMENT COSTS</b>															
<b>POSITIONS</b>															
<b>EXPENDITURES (\$1,000's)</b>															
<b>OPERATING COSTS</b>															
<b>POSITIONS</b>	31.00	22.00	-	9.00	29	70.00	51.00	-	19.00	27	70.00	63.00	-	7.00	10
<b>EXPENDITURES (\$1000's)</b>	7,216	5,722	-	1,494	21	1,608	1,152	-	456	28	51,037	51,493	+	456	1
<b>TOTAL COSTS</b>															
<b>POSITIONS</b>	31.00	22.00	-	9.00	29	70.00	51.00	-	19.00	27	70.00	63.00	-	7.00	10
<b>EXPENDITURES (\$1000's)</b>	7,216	5,722	-	1,494	21	1,608	1,152	-	456	28	51,037	51,493	+	456	1

	FISCAL YEAR 2022-23				FISCAL YEAR 2023-24					
	PLANNED	ACTUAL	± CHANGE	%	PLANNED	ESTIMATED	± CHANGE	%		
<b>PART II: MEASURES OF EFFECTIVENESS</b>										
1. NUMBER OF FISHING LICENSES ISSUED	3	3.2	+	0.2	7	3	3	+	0	0
2. NO. OF FISHNG REPRTS PRCSDD & RPRTNG COM-THOUSANDS	97	97	+	0	0	97	97	+	0	0
3. NO. OF NEW/AMENDED RULES TO SUSTN AQTC SPCS/HABTTTS	5	2	-	3	60	5	5	+	0	0
4. TOT. HRS.SHLN FSHNG SRV PRF/NO. FSHRS SRV-THOUSAND	3	1.4	-	1.6	53	3	2.5	-	0.5	17
5. AMT MRNE MNGT AR CRTD/MDFD/ENLRG & NT CHNG MRN %N	2	0	-	2	100	2	2	+	0	0
6. NO. OF MARINE MANAGMT AREAS W ACTIVE MANAGMT PLANS	3	2	-	1	33	3	3	+	0	0
7. NO. OF RESTORATION PROJECTS/ANIMALS/SEAWEED PRODCD	NO DATA	9	+	9	0	9	9	+	0	0
8. TECH GUIDANCE PROVD IN PRMT/STAT-REQD (NO. REVWD)	105	97	-	8	8	105	105	+	0	0
9. NO. COMMUNITIS, FISHERS, & CULTRL PRACTITNRS CONSLTD	12	12	+	0	0	12	12	+	0	0
10. NO. OUTRCH/EDUC EVENTS- INC AWARENSS NEARSH REG/AR	280	180	-	100	36	280	180	-	100	36

<b>PART III: PROGRAM TARGET GROUP</b>										
1. LIC COMMRL FISHERS/COMMRCL MARINE DEALERS (THOUS)	3.2	3.3	+	0.1	3	3.2	3.2	+	0	0
2. FISHING-ASSOCIATED COMMERCL ENTERPRISES (HUNDREDS)	5	5	+	0	0	5	5	+	0	0
3. PUBLIC CONSUMERS/USERS OF FISHERY PRODUCTS (THOUS)	6	6	+	0	0	6	6	+	0	0
4. SUBS FISHERS, LICD FRSHWTR/MARN SPORT FISHERS (THOU)	185	185	+	0	0	185	185	+	0	0
5. CULTURAL PRACTITIONERS (HUNDREDS)	1	10	+	9	900	1	10	+	9	900
6. NON-CONSUMPTIVE RECREATIONAL USERS (THOUSANDS)	135	135	+	0	0	135	135	+	0	0
7. REL CNTY/STATE/FED RSRCE MNGMT AGNC/NON-GOV (TENS)	122	122	+	0	0	122	122	+	0	0
8. COMM/PLACE-BSO ORG INT STWRDSDP/FSHERS MNGT (TENS)	NO DATA	12	+	12	0	12	12	+	0	0
9. TOTAL RESIDENT POPULATION, INC FISHERS (THOUSANDS)	1424	1440	+	16	1	1424	1440	+	16	1
10. TOTAL NON-RESIDENT POPULATION, INC FISHERS (THOUS)	208	232	+	24	12	208	232	+	24	12

<b>PART IV: PROGRAM ACTIVITY</b>										
1. ISS CMM FSHNG LC/FRWTR/MRN RC FSHNG LC/PR/ID (000)	3	8.7	+	5.7	190	3	8.7	+	5.7	190
2. COLLCT/PROCSS COMM FISH DATA-CTCH/DEALR RPTS (000)	42	40.5	-	1.5	4	42	42	+	0	0
3. COND CORL/ESTRN/WETLN/ST RESTN & CULT AQ SP RES/EN	NO DATA	9	+	9	0	9	9	+	0	0
4. COND RAPD RES ACT FOR AQ ALIEN SPCS/AQ RES DAM EVN	NO DATA	15	+	15	0	16	15	-	1	6
5. MNGE ST MAR MNGMT AR/CO-MNG HI IS HMPBCK WH SA/PAP	NO DATA	10	+	10	0	10	10	+	0	0
6. MONTR/DOC STATS/TRNDS FHNG EFF/CTCH/AQ SP/HB (000)	NO DATA	42	+	42	0	42	42	+	0	0
7. CONDUCT STATUTORY/ADMINISTRV RULE MAKING (NUMBER)	5	2	-	3	60	5	5	+	0	0
8. CONDCT ENVRNMTL REV/ IMP EVAL & TECH GUID (NUMBER)	160	132	-	28	18	160	135	-	25	16
9. ENGGE W RES MNGT AG/NON-GOV ORG/COMM GR/CULT PRACT	60	60	+	0	0	60	60	+	0	0
10. ORG/PARTICIPATE OUTREACH/CAMPAIGNS/SCH VISTS/EVNTS	280	180	-	100	36	280	180	-	100	36

# VARIANCE REPORT NARRATIVE FY 2023 AND FY 2024

04 02 01  
LNR 401

## **PROGRAM TITLE: ECOSYSTEM PRCTN, RSTRN & FISHERIES MGMT**

### **PART I - EXPENDITURES AND POSITIONS**

FY 23: The variance is due to permanent positions not being filled. The Division of Forestry and Wildlife has submitted position descriptions for all vacant positions and is awaiting the Department of Human Resources Development to process, review, and/or post positions. In addition, actual expenditures are low due to the amount of anticipated federal funds received being less than expected.

FY 24: The variance is due to permanent positions not being filled because some positions are waiting to be posted, waiting for a list of applicants to interview, and a reorganization due to program consolidation. It is expected to be filled January 1, 2024. Also, expenditures were purposely lower in the 1st quarter due to spending will increase in the rest of the quarter as project activities increase.

### **PART II - MEASURES OF EFFECTIVENESS**

Item 3: New/amended rules to sustain aquatic species and habitats include pakuikui adaptive management rules for West Hawaii and lay net permit rules. We have made significant progress on other rules, which we anticipate completing in FY 24. These include new ocean stewardship user fee rules, updates to Molokini Marine Life Conservation District (MLCD) rules, new Kipahulu Community Based Subsistence Fishing Area (CBSFA) rules, comprehensive licensing/permitting rule amendments, and herbivore and Kona crab rule amendments.

Item 4: The number of shoreline fishing surveys performed in FY 23 was lower than anticipated for several reasons: a new survey design was implemented in January 2023; a Hawaii Island surveyor position was vacant for four months; another Hawaii Island surveyor and an Oahu surveyor were reduced to 0.50 full-time equivalent. This number is anticipated to go back up this year.

Item 5: Rulemaking to establish the Kipahulu CBSFA and to amend the Molokini Shoal MLCD rules were delayed, so there were no new or amended marine managed areas in FY 23. We anticipate completing the

rulemaking process for these areas this year.

Item 6: The Kipahulu CBSFA rules were delayed and, therefore, the accompanying management plan, while drafted, is not considered active. We expect the Kipahulu CBSFA to be established this year and the accompanying management plan to be active.

Item 10: The number of outreach and education events decreased in FY 23 due to the loss of an Oahu Education Specialist and a decline in requests from schools. We expect this number to remain about the same this year.

### **PART III - PROGRAM TARGET GROUPS**

Item 5: For number of cultural practitioners, we are certain there are more than ten cultural practitioners in the State of Hawaii. We estimate the number of practitioners to be near 1,000, as there are many fishing families who still engage in fishing practices passed down for generations.

Item 10: For total non-resident population, the average daily visitor census is from the Department of Business, Economic Development and Tourism. Due to the rebound of tourism after COVID-19, an increase in the non-resident population was anticipated; however, the increase was greater than expected.

### **PART IV - PROGRAM ACTIVITIES**

Item 1: The number of total licenses issued for FY 23 is higher than estimated due to the inclusion of freshwater recreational fishing licenses and bottomfish vessel registrations in the total count. The original estimate was based only on issuance of commercial marine licenses. We expect this number to remain about the same this year.

Item 7: New/amended rules to sustain aquatic species and habitats include pakuikui adaptive management rules for West Hawaii and lay net permit rules. We have made significant progress on other rules, which we anticipate completing in FY 24. These include new ocean stewardship

## VARIANCE REPORT NARRATIVE FY 2023 AND FY 2024

04 02 01  
LNR 401

---

**PROGRAM TITLE: ECOSYSTEM PRCTN, RSTRN & FISHERIES MGMT**

---

user fee rules, updates to Molokini MLCD rules, new Kipahulu CBSFA rules, comprehensive licensing/permitting rule amendments, and herbivore and Kona crab rule amendments.

Item 8: The number of environmental reviews conducted was lower than expected for FY 23. With the concerns of COVID-19 coming to an end, an increase of environmental reviews associated with construction and development projects was anticipated; however, this increase was less than expected.

Item 10: The number of outreaches, campaigns, school visits, and events for FY 23 decreased due to the loss of an Oahu Education Specialist and a decline in requests from schools. We expect this number to remain about the same this year.

PROGRAM TITLE: NATIVE RESOURCES AND FIRE PROTECTION PROGRAM  
 PROGRAM-ID: LNR-402  
 PROGRAM STRUCTURE NO: 040202

	FISCAL YEAR 2022-23				THREE MONTHS ENDED 09-30-23				NINE MONTHS ENDING 06-30-24						
	BUDGETED	ACTUAL	± CHANGE	%	BUDGETED	ACTUAL	± CHANGE	%	BUDGETED	ESTIMATED	± CHANGE	%			
<b>PART I: EXPENDITURES &amp; POSITIONS</b>															
<b>RESEARCH &amp; DEVELOPMENT COSTS</b>															
<b>POSITIONS</b>															
<b>EXPENDITURES (\$1,000's)</b>															
<b>OPERATING COSTS</b>															
<b>POSITIONS</b>	72.50	58.50	-	14.00	19	72.50	58.50	-	14.00	19	72.50	72.50	+	0.00	0
<b>EXPENDITURES (\$1000's)</b>	24,699	21,939	-	2,760	11	3,405	2,313	-	1,092	32	24,498	25,590	+	1,092	4
<b>TOTAL COSTS</b>															
<b>POSITIONS</b>	72.50	58.50	-	14.00	19	72.50	58.50	-	14.00	19	72.50	72.50	+	0.00	0
<b>EXPENDITURES (\$1000's)</b>	24,699	21,939	-	2,760	11	3,405	2,313	-	1,092	32	24,498	25,590	+	1,092	4

	FISCAL YEAR 2022-23				FISCAL YEAR 2023-24					
	PLANNED	ACTUAL	± CHANGE	%	PLANNED	ESTIMATED	± CHANGE	%		
<b>PART II: MEASURES OF EFFECTIVENESS</b>										
1. NO. T&E PL/ANIML SPCS W ACTV RECOV IMPLMNTTN PRGS	50	52	+	2	4	30	52	+	22	73
2. NUMBER OF NATIVE WILDLIFE SURVEYS COMPLETED	33	20	-	13	39	20	20	+	0	0
3. NO. WILDLIFE SANCTUARIES/OTHER WL M AR UNDR ACTV MGT	40	32	-	8	20	30	32	+	2	7
4. NO FUEL HAZARD REDCTN & WILDLND/CMM PRJ UNDRWY/COM	50	50	+	0	0	50	50	+	0	0
5. NO. OF FIRE & EMERGENCY INCIDENT RESPONSES	150	150	+	0	0	150	150	+	0	0
6. NUMBER OF ACRES SURVEYED FOR FOREST PEST OUTBREAKS	25	25	+	0	0	25	25	+	0	0
7. NUMBER OF PROJECTS/PROGRAMS SUPPORTD W HISC FUNDNG	30	30	+	0	0	30	30	+	0	0
8. AREAS PROTCTD THRU LAND ACQSTN FR NATVE WL PROT/M	1	0	-	1	100	1	1	+	0	0
9. NUMBER OF PRIORITY OUTREACH INITIATIVES/CAMPAIGNS	45	NO DATA	-	45	100	45	NO DATA	-	45	100
<b>PART III: PROGRAM TARGET GROUP</b>										
1. NATIVE RESOURCE CONSRVTN AGENS/ORGNZTN/PRIVTE PART	NO DATA	NO DATA	+	0	0	NO DATA	NO DATA	+	0	0
2. NO. OF COMMUNITIES WITH CWPP OR FIREWISE PROGRAMS	34	34	+	0	0	36	36	+	0	0
3. DEPARTMENTS AND SECTORS REPRESENTED ON THE HISC	6	6	+	0	0	6	6	+	0	0
4. WATERSHED PARTNERSHIP LANDOWNRS - FORST HLTH & NRC	74	74	+	0	0	74	74	+	0	0
5. WILDLAND FIRE AND EMERGENCY RESPONSE PARTNERS	NO DATA	NO DATA	+	0	0	3	3	+	0	0
<b>PART IV: PROGRAM ACTIVITY</b>										
1. HABITAT PROTCTN/RESTRTN/MNGT HISC/RECVRY T&E SPECS	1000	1000	+	0	0	1000	1000	+	0	0
2. WILDFIRE PRE-SUPPRESSION PROJCTS COMPLETD/ONGOING	37	37	+	0	0	37	37	+	0	0
3. INITIATIVES COMPLETD/ONGOING - PUBLIC AWARENSS/INV	30	30	+	0	0	30	30	+	0	0
4. HABITAT CONS PLANS & SAFE HARBRNS AGREEMNT IN PL/IM	31	33	+	2	6	31	33	+	2	6
5. PUBLIC OUTREACH AND EDUCATION EVENTS	64	118	+	54	84	64	90	+	26	41
6. PUBLICATN/ UPDATES OF STRT/IMPLMTN PLNS NATVE SPCS	3	3	+	0	0	3	3	+	0	0
7. FOREST HEALTH PROT/RES/MANGT PROJ COMPLETD/ONGOING	NO DATA	NO DATA	+	0	0	NO DATA	NO DATA	+	0	0

# VARIANCE REPORT NARRATIVE FY 2023 AND FY 2024

04 02 02  
LNR 402

---

**PROGRAM TITLE: NATIVE RESOURCES AND FIRE PROTECTION PROGRAM**

---

**PART I - EXPENDITURES AND POSITIONS**

The number of positions filled were less than the budgeted amount for FY 23 and first quarter of FY 24 due to vacancies attributed to staff promotions, retirements and resignations.

The actual amount of expenditures for FY 23 is less than the budgeted amount due to anticipated grants that were budgeted but not awarded to the division.

Funds actually expended in the first quarter of FY 24 were less than budgeted due to delay in encumbering some program contracts and other contractor agreements, which are now anticipated to be encumbered in the second quarter of FY 24.

**PART II - MEASURES OF EFFECTIVENESS**

Item 1: We currently manage 19 Threatened and Endangered animal species and 33 plants with active recovery implementation plans. The FY 23 estimated number was underestimated.

Item 2: We currently conduct 20 native wildlife surveys. The number of surveys completed for FY 23 was overestimated.

Item 3: The State currently has 32 wildlife areas under active management due to budgetary constraints. Due to our current budget situation, the FY 23 number was overestimated.

Item 8: Although the State has land acquisitions in planning, no final land acquisitions were completed in FY 23.

Item 9: We do not have data available on the number of priority outreach initiatives/campaigns. We track outreach events, which is Item No. 5 in Part IV, Program Activities. We will be updating/changing metrics about priority campaigns when given the chance.

**PART III - PROGRAM TARGET GROUPS**

There are no significant variances to report and/or no data is available for program target groups.

**PART IV - PROGRAM ACTIVITIES**

Item 5: The Division of Forestry and Wildlife experienced a high demand for outreach events in FY 23 as the State rebounded from the pandemic. We also implemented a new reporting and tracking system for outreach events around the start of FY 23. Given that FY 23 was higher than average, we estimate a higher number of events to be held for FY 24.

PROGRAM TITLE: WATER RESOURCES  
 PROGRAM-ID: LNR-404  
 PROGRAM STRUCTURE NO: 040204

	FISCAL YEAR 2022-23				THREE MONTHS ENDED 09-30-23				NINE MONTHS ENDING 06-30-24						
	BUDGETED	ACTUAL	± CHANGE	%	BUDGETED	ACTUAL	± CHANGE	%	BUDGETED	ESTIMATED	± CHANGE	%			
<b>PART I: EXPENDITURES &amp; POSITIONS</b>															
<b>RESEARCH &amp; DEVELOPMENT COSTS</b>															
<b>POSITIONS</b>															
<b>EXPENDITURES (\$1,000's)</b>															
<b>OPERATING COSTS</b>															
<b>POSITIONS</b>	27.00	21.00	-	6.00	22	33.00	21.00	-	12.00	36	33.00	33.00	+	0.00	0
<b>EXPENDITURES (\$1000's)</b>	4,120	3,476	-	644	16	1,063	582	-	481	45	3,520	4,001	+	481	14
<b>TOTAL COSTS</b>															
<b>POSITIONS</b>	27.00	21.00	-	6.00	22	33.00	21.00	-	12.00	36	33.00	33.00	+	0.00	0
<b>EXPENDITURES (\$1000's)</b>	4,120	3,476	-	644	16	1,063	582	-	481	45	3,520	4,001	+	481	14
	<b>FISCAL YEAR 2022-23</b>				<b>FISCAL YEAR 2023-24</b>										
	<b>PLANNED</b>	<b>ACTUAL</b>	<b>± CHANGE</b>	<b>%</b>	<b>PLANNED</b>	<b>ESTIMATED</b>	<b>± CHANGE</b>	<b>%</b>							
<b>PART II: MEASURES OF EFFECTIVENESS</b>															
1. % OF COMPLTE APPLCTN PERMITS PROCSSD W/IN TIME LMTS	90	42	-	48	53	75	75	+	0	0					
2. PERCENTAGE OF COMPLAINTS SATISFACTORILY RESOLVED	80	64	-	16	20	75	75	+	0	0					
3. AMT OF STATE FUNDING LEVERGED TO ATTRCT NON-ST DOL	0	0	+	0	0	0	1011264	+	1011264	0					
4. NO. OF HYDROLOGIC UNITS W AT LEAST 1 MONITRNG WELL	0	0	+	0	0	8	18	+	10	125					
5. TIMELY UPDTES TO HI WATR PLN COMPONTS (EVRY 5 YRS)	0	0	+	0	0	1	1	+	0	0					
6. MILLIONS OF GAL OF WTR PROTCTD THRU FRST PRO/WS FE	0	0	+	0	0	435	435	+	0	0					
7. NUMBER OF HYDROLOGIC STUDIES COMPLETED	0	0	+	0	0	3	3	+	0	0					
8. NO. OF NOTICS OF VIOLTNS FR OVR PUMPNG/OTHR WTR R	0	0	+	0	0	10	10	+	0	0					
<b>PART III: PROGRAM TARGET GROUP</b>															
1. GROUND WATER USERS	2784	2630	-	154	6	2884	2884	+	0	0					
2. SURFACE WATER USERS	350	375	+	25	7	1000	1000	+	0	0					
3. TRADITIONAL AND CUSTOMARY PRACTITIONERS	0	0	+	0	0	10	10	+	0	0					
4. DEPARTMENT OF HAWAIIAN HOMELANDS	0	0	+	0	0	2	8	+	6	300					
<b>PART IV: PROGRAM ACTIVITY</b>															
1. NUMBER OF WELLS MONITORED (DEEP AND SHALLOW)	4006	3963	-	43	1	4106	4106	+	0	0					
2. NUMBER OF DEEP MONITORING WELLS COMPLETED	0	0	+	0	0	1	1	+	0	0					
3. NUMBER OF STREAMS GAUGED	39	39	+	0	0	40	40	+	0	0					
4. NUMBER OF STREAM DIVERSION MONITORED	360	365	+	5	1	370	370	+	0	0					
5. NO. OF INSTREAM FLOW STANDARDS ESTABLISHD/AMENDED	0	27	+	27	0	5	5	+	0	0					
6. NUMBER OF PERMITS PROCESSED	25	67	+	42	168	150	150	+	0	0					
7. NUMBER OF PETITIONS FOR WATER MANAGEMENT AREAS	0	0	+	0	0	1	1	+	0	0					
8. NO. OF WTR CODE-RELATED COMPLAINTS/DISPUTES FILED	0	14	+	14	0	10	10	+	0	0					
9. NO. OF ITEMS RESLVD THRU CONSTD CASES/DIS RES/MED	1	1	+	0	0	1	1	+	0	0					
10. NO. OF DHHL RESERVATIONS ACTED UPON BY COMMISSION	0	1	+	1	0	5	2	-	3	60					

# VARIANCE REPORT NARRATIVE FY 2023 AND FY 2024

04 02 04  
LNR 404

## **PROGRAM TITLE: WATER RESOURCES**

### **PART I - EXPENDITURES AND POSITIONS**

The position variance in FY 23 is due to difficulty in finding qualified, suitable applicants for vacant positions, and delays in establishing positions.

The expenditure variance in FY 23 is due to vacancy savings and budget restrictions.

The position variance in three months ended September, 30, 2023, is due to difficulty in finding qualified applicants and ongoing recruitment process for new positions.

The expenditure variance in three months ended September 30, 2023, is due to vacancy savings and project expenditures occurring in subsequent quarter(s).

The expenditure variance in nine months ending June 30, 2024, is due to moving unexpended 1st quarter funds to subsequent quarter(s).

### **PART II - MEASURES OF EFFECTIVENESS**

Item 1. The variance in FY 23 (Actual) is due to difficulty in processing permits involving complex water issues and staff shortage (vacancies).

Item 2. The variance in FY 23 (Actual) is due to difficulty in projecting if a complaint can be satisfactorily resolved largely due to complex water and land accessibility issues.

Item 4. The variance in FY 24 (Estimated) is due to additional monitoring wells that are expected to be added to the Commission's groundwater monitoring network.

### **PART III - PROGRAM TARGET GROUPS**

Item 3. The variance in FY 24 (Actual) is due to a newly added metric for which a measurable change in Planned versus Actual is not applicable, since Planned values were not available for FY 23.

Item 4. The variance in FY 24 (Estimated) is due to a newly added metric for which a measurable change in Planned versus Actual is not applicable, since Planned values were not available for FY 23. Engagements with the Department of Hawaiian Home Lands (DHHL) are anticipated to increase.

### **PART IV - PROGRAM ACTIVITIES**

Item 6. The variance in FY 23 (Actual) is due to receiving more permit applications for ground and surface water than anticipated.

Item 10. The variance in FY 23 (Estimated) is due to a newly added metric for which a measurable change in Planned versus Actual is not applicable, since Planned values were not available for FY 23. The Commission anticipates acting on fewer DHHL reservations than originally planned.

PROGRAM TITLE: CONSERVATION & RESOURCES ENFORCEMENT  
 PROGRAM-ID: LNR-405  
 PROGRAM STRUCTURE NO: 040205

	FISCAL YEAR 2022-23				THREE MONTHS ENDED 09-30-23				NINE MONTHS ENDING 06-30-24						
	BUDGETED	ACTUAL	± CHANGE	%	BUDGETED	ACTUAL	± CHANGE	%	BUDGETED	ESTIMATED	± CHANGE	%			
<b>PART I: EXPENDITURES &amp; POSITIONS</b>															
<b>RESEARCH &amp; DEVELOPMENT COSTS</b>															
<b>POSITIONS</b>															
<b>EXPENDITURES (\$1,000's)</b>															
<b>OPERATING COSTS</b>															
<b>POSITIONS</b>	153.00	120.00	-	33.00	22	157.00	116.00	-	41.00	26	157.00	145.00	-	12.00	8
<b>EXPENDITURES (\$1000's)</b>	16,212	11,204	-	5,008	31	2,873	2,665	-	208	7	16,949	17,157	+	208	1
<b>TOTAL COSTS</b>															
<b>POSITIONS</b>	153.00	120.00	-	33.00	22	157.00	116.00	-	41.00	26	157.00	145.00	-	12.00	8
<b>EXPENDITURES (\$1000's)</b>	16,212	11,204	-	5,008	31	2,873	2,665	-	208	7	16,949	17,157	+	208	1

	FISCAL YEAR 2022-23				FISCAL YEAR 2023-24					
	PLANNED	ACTUAL	± CHANGE	%	PLANNED	ESTIMATED	± CHANGE	%		
<b>PART II: MEASURES OF EFFECTIVENESS</b>										
1. % OF TIME SPENT ON AQUATICS RESOURCES ENFORCEMENT	36	33	-	3	8	36	36	+	0	0
2. % TIME SPENT ON FORESTRY/WILDLIFE RES ENFORCEMENT	15	16	+	1	7	15	15	+	0	0
3. % OF TIME SPENT ON STATE PARKS ENFORCEMENT	10	11	+	1	10	10	10	+	0	0
4. % TIME SPENT ON PUBLIC LANDS/CONS DISTR USE ENFRM	3	2	-	1	33	3	3	+	0	0
5. % TIME SPENT ON BOATING & OCEAN REC ENFORCEMENT	30	32	+	2	7	30	30	+	0	0
6. % TIME SPENT ON OTHER ENFORCEMENT	6	6	+	0	0	6	6	+	0	0

<b>PART III: PROGRAM TARGET GROUP</b>										
1. HAWAII DEFACTO POPULATION (MILLIONS)	1400	1400	+	0	0	1400	1400	+	0	0
2. NO. OF VISITOR ARRIVALS FOR THE YEAR	8100000	9200000	+	1100000	14	8100000	8100000	+	0	0
3. NO. OF INFORMATIONAL & EDUCATIONAL PRESENTATIONS	30	32	+	2	7	30	30	+	0	0

<b>PART IV: PROGRAM ACTIVITY</b>										
1. NUMBER OF ENFORCEMENT MILES	950000	960000	+	10000	1	1000000	1000000	+	0	0
2. NUMBER OF ENFORCEMENT HOURS	125000	145000	+	20000	16	175000	175000	+	0	0
3. NUMBER OF ARRESTS MADE	20	15	-	5	25	25	25	+	0	0
4. NUMBER OF CITATIONS ISSUED	1650	1615	-	35	2	2000	2000	+	0	0
5. NUMBER OF INVESTIGATIONS ASSIGNED	3000	2975	-	25	1	3250	3250	+	0	0
6. NUMBER OF INSPECTIONS PERFORMED	4000	3700	-	300	8	4250	4250	+	0	0
7. NUMBER OF HUNTER SAFETY STUDENTS CERTIFIED	3500	3720	+	220	6	3500	3500	+	0	0
8. NO. MARIJUANA PLANTS ERADICATED FROM STATE LANDS	0	0	+	0	0	0	0	+	0	0
9. NUMBER OF DOCARE VOLUNTEER HOURS	755	700	-	55	7	800	800	+	0	0
10. NUMBER OF HUNTER EDUCATION VOLUNTEER HOURS	1000	1232.5	+	232.5	23	1000	1000	+	0	0



# VARIANCE REPORT NARRATIVE FY 2023 AND FY 2024

04 02 05  
LNR 405

## **PROGRAM TITLE: CONSERVATION & RESOURCES ENFORCEMENT**

### **PART I - EXPENDITURES AND POSITIONS**

The Division of Conservation and Resources Development (DOCARE) successfully graduated 41 Conservation and Resources Enforcement Officer (CREO) Is from its DOCARE Training Academy in March 2023. While the number of positions filled is less than budgeted, the Division has significantly reduced its vacancies and is actively working toward filling current vacant CREO and Administrative/Clerical positions. The Division's expenditures are less than planned due to payroll savings and a decrease in related operational spending.

Item 10: An increase in the number of Hunter Education volunteer hours is due to the return of in-person classes in FY 23, following the COVID-19 pandemic.

### **PART II - MEASURES OF EFFECTIVENESS**

Item 3: An increase in time spent on State parks enforcement for FY 23 is a result of an increase in patrols and calls for service in these areas. Parks enforcement also includes the heightened need to patrol and monitor activity in focused areas within State parks and beaches.

Item 4: A decrease in time spent on public lands and conservation district use enforcement is a result of a decrease in patrols and calls for service in these areas.

### **PART III - PROGRAM TARGET GROUPS**

Item 2: An increase in the number of visitor arrivals for the year was more than anticipated with the return of tourism in FY 23, following the COVID-19 pandemic.

### **PART IV - PROGRAM ACTIVITIES**

Item 2: An increase in the number of enforcement hours for FY 23 is due to the increase in enforcement capacity.

Item 3: A decrease in the number of arrests for FY 23 is a result of less activity needing this type of action and the increase in contacts that were educated and warned.

PROGRAM TITLE: NATURAL AREA RESERVES & WATERSHED MGMT  
 PROGRAM-ID: LNR-407  
 PROGRAM STRUCTURE NO: 040206

	FISCAL YEAR 2022-23				THREE MONTHS ENDED 09-30-23				NINE MONTHS ENDING 06-30-24						
	BUDGETED	ACTUAL	± CHANGE	%	BUDGETED	ACTUAL	± CHANGE	%	BUDGETED	ESTIMATED	± CHANGE	%			
<b>PART I: EXPENDITURES &amp; POSITIONS</b>															
<b>RESEARCH &amp; DEVELOPMENT COSTS</b>															
<b>POSITIONS</b>															
<b>EXPENDITURES (\$1,000's)</b>															
<b>OPERATING COSTS</b>															
<b>POSITIONS</b>	58.00	45.00	-	13.00	22	70.00	52.00	-	18.00	26	70.00	70.00	+	0.00	0
<b>EXPENDITURES (\$1000's)</b>	18,119	24,354	+	6,235	34	2,915	2,095	-	820	28	15,273	16,093	+	820	5
<b>TOTAL COSTS</b>															
<b>POSITIONS</b>	58.00	45.00	-	13.00	22	70.00	52.00	-	18.00	26	70.00	70.00	+	0.00	0
<b>EXPENDITURES (\$1000's)</b>	18,119	24,354	+	6,235	34	2,915	2,095	-	820	28	15,273	16,093	+	820	5

	FISCAL YEAR 2022-23				FISCAL YEAR 2023-24					
	PLANNED	ACTUAL	± CHANGE	%	PLANNED	ESTIMATED	± CHANGE	%		
<b>PART II: MEASURES OF EFFECTIVENESS</b>										
1. NO. OF NARS/WTRSD PARTNRSHIP AREAS ACTVLY CNTRLD NN	15000	10497	-	4503	30	15000	15000	+	0	0
2. % OF PRIORITY WTRSHD FRSTS PROTCTD FR HOOVED ANMLS	22	21	-	1	5	23	22	-	1	4
3. NO. ACRES PROTCTD/MNGD BY NAR PARTNP PROG CNTRCTS	48660	48660	+	0	0	48660	48660	+	0	0
4. NO. OF LANDOWNRSHIP AR ENROLLD IN WTRSHD PARTNRSHPS	2297448	2297448	+	0	0	2297448	2297448	+	0	0
5. % OF LSD T&E PLNT/ANML SPCIES ACTVLY MNGD FR RCVRY	100	100	+	0	0	100	100	+	0	0
<b>PART III: PROGRAM TARGET GROUP</b>										
1. NATIVE ECOSYS ORGANZTNS, AGENCIES & PRIVTE PARTNRS	NO DATA	NO DATA	+	0	0	NO DATA	NO DATA	+	0	0
2. WATERSHED PARTNERSHIPS	10	10	+	0	0	10	10	+	0	0
3. INTERNSHIP/VOLUNTEER PROGRAM PARTICIPANTS	NO DATA	NO DATA	+	0	0	NO DATA	NO DATA	+	0	0
4. SCIENCE AND RESEARC PERMITTEES	NO DATA	NO DATA	+	0	0	NO DATA	NO DATA	+	0	0
<b>PART IV: PROGRAM ACTIVITY</b>										
1. MANAGEMENT OF THE STATE NATURAL AREA RESERVES	24	24	+	0	0	24	24	+	0	0
2. CONSERVATION MNGMNT PROJ W/IN WATRSHD PARTNRSHIP AR	10	10	+	0	0	10	10	+	0	0
3. ADMINISTER NATURAL AREA PARTNERSHIP PROGRAM	5	5	+	0	0	5	5	+	0	0
4. PROTCTN/ADAPTIVE MNGMT ENDANGERD PLNT/ANML SPECIES	531	531	+	0	0	531	531	+	0	0
5. MANAGE INTERNSHIP & VOLUNTEER PROGRAMS	11	11	+	0	0	11	11	+	0	0
6. PROVIDE NATURE EDUCATION OPPORTUNITIES	NO DATA	NO DATA	+	0	0	NO DATA	NO DATA	+	0	0

## VARIANCE REPORT NARRATIVE FY 2023 AND FY 2024

04 02 06  
LNR 407

### **PROGRAM TITLE: NATURAL AREA RESERVES & WATERSHED MGMT**

---

#### **PART I - EXPENDITURES AND POSITIONS**

The number of positions filled were less than the budgeted amount in FY 23 and the first quarter of FY 24 due to vacancies from staff promotions, retirements, and resignations.

The program expenditures for FY 23 were 34% higher than the budgeted ceiling. This was due to federal fund expenditures that was not included in the ceiling and Form E-2s that were processed for the new grants.

Funds expended in the first quarter of FY 24 were less than budgeted due to the delay in contract and purchase order encumbrances.

#### **PART II - MEASURES OF EFFECTIVENESS**

Item 1: The areas weeded were less than anticipated as it is very difficult to predict how many acres of invasive plants can be treated. Some areas have far higher weed densities and thus take much more time to cover.

#### **PART III - PROGRAM TARGET GROUPS**

There are no significant variances to report and/or no data is available for program target groups.

#### **PART IV - PROGRAM ACTIVITIES**

There are no significant variances to report and/or no data is available for program activities.

PROGRAM TITLE: OCEAN-BASED RECREATION  
 PROGRAM-ID: LNR-801  
 PROGRAM STRUCTURE NO: 080204

	FISCAL YEAR 2022-23				THREE MONTHS ENDED 09-30-23				NINE MONTHS ENDING 06-30-24			
	BUDGETED	ACTUAL	± CHANGE	%	BUDGETED	ACTUAL	± CHANGE	%	BUDGETED	ESTIMATED	± CHANGE	%
<b>PART I: EXPENDITURES &amp; POSITIONS</b>												
<b>RESEARCH &amp; DEVELOPMENT COSTS</b>												
<b>POSITIONS</b>												
<b>EXPENDITURES (\$1,000's)</b>												
<b>OPERATING COSTS</b>												
<b>POSITIONS</b>	127.00	98.00	- 29.00	23	128.00	98.00	- 30.00	23	128.00	110.00	- 18.00	14
<b>EXPENDITURES (\$1000's)</b>	32,596	22,726	- 9,870	30	7,730	6,490	- 1,240	16	35,244	36,484	+ 1,240	4
<b>TOTAL COSTS</b>												
<b>POSITIONS</b>	127.00	98.00	- 29.00	23	128.00	98.00	- 30.00	23	128.00	110.00	- 18.00	14
<b>EXPENDITURES (\$1000's)</b>	32,596	22,726	- 9,870	30	7,730	6,490	- 1,240	16	35,244	36,484	+ 1,240	4

	FISCAL YEAR 2022-23				FISCAL YEAR 2023-24			
	PLANNED	ACTUAL	± CHANGE	%	PLANNED	ESTIMATED	± CHANGE	%
<b>PART II: MEASURES OF EFFECTIVENESS</b>								
1. TOTAL NO. OF RAMP LANES PER 1000 DRY STORED BOATS	5	5	+ 0	0	5	5	+ 0	0
2. TOTAL NUMBER OF USABLE BERTHS	62	62	+ 0	0	62	62	+ 0	0
3. NUMBER OF REPORTED BOATING ACCIDENTS	16	15	- 1	6	10	10	+ 0	0
4. CAPITAL IMPROVEMENT PROJECTS STARTED	8	8	+ 0	0	8	8	+ 0	0
5. CAPITAL IMPROVEMENT PROJECTS COMPLETED	8	8	+ 0	0	8	8	+ 0	0
<b>PART III: PROGRAM TARGET GROUP</b>								
1. NUMBER OF REGISTERED VESSELS	12700	12700	+ 0	0	12000	12000	+ 0	0
2. NUMBER OF BOATS STORED ON LAND	10500	10600	+ 100	1	10000	10000	+ 0	0
3. NUMBER OF COMMERCIAL USE PERMIT (OCEAN ONLY)	800	841	+ 41	5	50	50	+ 0	0
<b>PART IV: PROGRAM ACTIVITY</b>								
1. NUMBER OF BERTHS	2200	2200	+ 0	0	2200	2200	+ 0	0
2. NUMBER OF OTHER MOORINGS	710	710	+ 0	0	710	710	+ 0	0
3. NUMBER OF OFFSHORE MOORINGS	160	160	+ 0	0	160	160	+ 0	0
4. NUMBER OF LAUNCHING RAMPS	56	56	+ 0	0	54	56	+ 2	4
5. NUMBER OF REGISTERED VESSELS	12700	13500	+ 800	6	12000	12500	+ 500	4
6. NUMBER OF BOATING ACCIDENTS	16	15	- 1	6	10	10	+ 0	0
7. NUMBER OF BOATING ACCIDENT FATALITIES	2	2	+ 0	0	2	2	+ 0	0

## VARIANCE REPORT NARRATIVE FY 2023 AND FY 2024

08 02 04  
LNR 801

### **PROGRAM TITLE: OCEAN-BASED RECREATION**

---

#### **PART I - EXPENDITURES AND POSITIONS**

Expenditures for FY 23 and the first three months ended September 30, 2023, were over 10% due to personnel savings. We also experienced delays in obtaining permits for several projects statewide, which did not allow for monies to be expended on those projects.

Due to a lack of interest in State employment, filling of positions is still difficult. Due to the amount of time it takes to receive qualified candidates, the division is unable to fill vacant positions in a timely manner.

#### **PART II - MEASURES OF EFFECTIVENESS**

There are no significant variances to report for measures of effectiveness.

#### **PART III - PROGRAM TARGET GROUPS**

There are no significant variances to report for program target groups.

#### **PART IV - PROGRAM ACTIVITIES**

There are no significant variances to report for program activities.

PROGRAM TITLE: HISTORIC PRESERVATION  
 PROGRAM-ID: LNR-802  
 PROGRAM STRUCTURE NO: 080105

	FISCAL YEAR 2022-23				THREE MONTHS ENDED 09-30-23				NINE MONTHS ENDING 06-30-24			
	BUDGETED	ACTUAL	± CHANGE	%	BUDGETED	ACTUAL	± CHANGE	%	BUDGETED	ESTIMATED	± CHANGE	%
<b>PART I: EXPENDITURES &amp; POSITIONS</b>												
<b>RESEARCH &amp; DEVELOPMENT COSTS</b>												
<b>POSITIONS</b>												
<b>EXPENDITURES (\$1,000's)</b>												
<b>OPERATING COSTS</b>												
<b>POSITIONS</b>	54.00	39.00	- 15.00	28	54.00	39.00	- 15.00	28	54.00	54.00	+ 0.00	0
<b>EXPENDITURES (\$1000's)</b>	4,944	3,492	- 1,452	29	1,212	789	- 423	35	4,691	5,114	+ 423	9
<b>TOTAL COSTS</b>												
<b>POSITIONS</b>	54.00	39.00	- 15.00	28	54.00	39.00	- 15.00	28	54.00	54.00	+ 0.00	0
<b>EXPENDITURES (\$1000's)</b>	4,944	3,492	- 1,452	29	1,212	789	- 423	35	4,691	5,114	+ 423	9
	<b>FISCAL YEAR 2022-23</b>				<b>FISCAL YEAR 2023-24</b>							
	<b>PLANNED</b>	<b>ACTUAL</b>	<b>± CHANGE</b>	<b>%</b>	<b>PLANNED</b>	<b>ESTIMATED</b>	<b>± CHANGE</b>	<b>%</b>				
<b>PART II: MEASURES OF EFFECTIVENESS</b>												
1. % PROJ RECVD/REVWD W/IN LEGALLY MANDATD TIMEFRAMS	85	80	- 5	6	85	85	+ 0	0				
2. % BURIALS RESPND TO W/IN LEGALLY MANDATD TIMEFRAMS	95	93	- 2	2	95	95	+ 0	0				
3. % SITES W/KNOWN SITE NO. RECORDED IN DIVISN'S GIS	50	48	- 2	4	50	50	+ 0	0				
4. NO. OF NOMINATIONS MADE TO HAWAII STATE REGISTER	10	10	+ 0	0	10	10	+ 0	0				
5. NO. OF NOMINATIONS MADE TO NATIONAL REGISTER	10	10	+ 0	0	10	10	+ 0	0				
<b>PART III: PROGRAM TARGET GROUP</b>												
1. RESIDENT POPULATION OF HAWAII AND ITS VISITORS	NO DATA	NO DATA	+ 0	0	NO DATA	NO DATA	+ 0	0				
<b>PART IV: PROGRAM ACTIVITY</b>												
1. NUMBER OF PROJECTS REVIEWED	2000	2524	+ 524	26	2000	2000	+ 0	0				
2. NUMBER OF BURIAL SITES RECORDED	100	100	+ 0	0	100	100	+ 0	0				
3. NUMBER OF ISLAND BURIAL COUNCIL MEETINGS HELD	40	19	- 21	53	40	40	+ 0	0				
4. NUMBER OF SITES ADDED TO HISTORIC SITES INVENTORY	500	492	- 8	2	500	500	+ 0	0				

# VARIANCE REPORT NARRATIVE FY 2023 AND FY 2024

08 01 05  
LNR 802

## **PROGRAM TITLE: HISTORIC PRESERVATION**

---

### **PART I - EXPENDITURES AND POSITIONS**

positions.

FY 23: The position variance reflects the addition of 14.00 new positions as authorized by Act 248, SLH 2022, along with 1.00 existing Architectural Historian position that increases the total position count to 54.00. Thus, of the State Historic Preservation Division's previous 40.00 authorized positions, it has filled 39.00 positions, with 1.00 vacancy remaining and advertised for applicants. Regarding the recently authorized 14.00 positions, all are in various stages of being properly classified and approved to be filled. This process routinely takes between a year or more to fill.

The sizable variance in expenditures also reflects the 15.00 vacant positions totaling approximately \$1 million in payroll funding that was allotted but remain unexpended as the positions were in various stages of being filled.

### **PART II - MEASURES OF EFFECTIVENESS**

There are no significant variances to report for measures of effectiveness.

### **PART III - PROGRAM TARGET GROUPS**

There is no data available for this program in FY 23 and FY 24.

### **PART IV - PROGRAM ACTIVITIES**

Item 1. The increase in the number and percent of projects reviewed for FY 23 was largely due to federal funding for economic recovery from the COVID-19 pandemic, and the result of staff working remotely which reportedly lead to fewer job-related interruptions from agencies, public walk-ins, and other inquiries.

Item 3. The decrease in the number of island burial meetings in FY 23 was in large part due to the lack of quorum at the scheduled meetings. This was a result of the large number of vacancies on the Kauai, Maui-Lanai, and Molokai Island Burial Councils. This has been rectified by Session Laws of Hawaii 2023 which filled most of the vacant council

PROGRAM TITLE: FOREST AND OUTDOOR RECREATION  
 PROGRAM-ID: LNR-804  
 PROGRAM STRUCTURE NO: 080201

	FISCAL YEAR 2022-23				THREE MONTHS ENDED 09-30-23				NINE MONTHS ENDING 06-30-24						
	BUDGETED	ACTUAL	± CHANGE	%	BUDGETED	ACTUAL	± CHANGE	%	BUDGETED	ESTIMATED	± CHANGE	%			
<b>PART I: EXPENDITURES &amp; POSITIONS</b>															
<b>RESEARCH &amp; DEVELOPMENT COSTS</b>															
<b>POSITIONS</b>															
<b>EXPENDITURES (\$1,000's)</b>															
<b>OPERATING COSTS</b>															
<b>POSITIONS</b>	58.50	45.00	-	13.50	23	62.50	40.50	-	22.00	35	62.50	62.50	+	0.00	0
<b>EXPENDITURES (\$1000's)</b>	11,384	7,083	-	4,301	38	1,497	1,128	-	369	25	9,425	9,794	+	369	4
<b>TOTAL COSTS</b>															
<b>POSITIONS</b>	58.50	45.00	-	13.50	23	62.50	40.50	-	22.00	35	62.50	62.50	+	0.00	0
<b>EXPENDITURES (\$1000's)</b>	11,384	7,083	-	4,301	38	1,497	1,128	-	369	25	9,425	9,794	+	369	4

	FISCAL YEAR 2022-23				FISCAL YEAR 2023-24					
	PLANNED	ACTUAL	± CHANGE	%	PLANNED	ESTIMATED	± CHANGE	%		
<b>PART II: MEASURES OF EFFECTIVENESS</b>										
1. NUMBER OF PERMITTED CAMPING TRIPS	NO DATA	NO DATA	+	0	0	120	120	+	0	0
2. NO. OF PERMITTED COMMERCIAL TRAIL TOURS	7000	6850	-	150	2	7000	7000	+	0	0
3. AREAS OF PUBLIC ACCESS PROTECTD THRU DOCMTN/ACQSTN	1	1	+	0	0	1	1	+	0	0
4. NO. OF GAME BIRDS HARVESTED STATEWIDE	4600	4600	+	0	0	4800	4800	+	0	0
5. NUMBER OF GAME MAMMALS HARVESTED STATEWIDE	6100	6100	+	0	0	6100	6100	+	0	0
6. NUMBER OF HUNTER TRIPS STATEWIDE	26000	26000	+	0	0	26000	26000	+	0	0
7. ACRES OF PUBLIC HUNTING AREAS	120000	120000	+	0	0	120000	120000	+	0	0
<b>PART III: PROGRAM TARGET GROUP</b>										
1. FOREST/OUTDOOR RECREATN PARTICIPANTS - NON-HUNTING	130	130	+	0	0	130	130	+	0	0
2. LICENSED PUBLIC HUNTERS	14000	13900	-	100	1	14000	14000	+	0	0
3. COMMERCIAL TRAIL TOUR OPERATORS	NO DATA	NO DATA	+	0	0	100	100	+	0	0
<b>PART IV: PROGRAM ACTIVITY</b>										
1. RECREATIONAL TRAILS AND ROADS MANAGED	1300	1275	-	25	2	1300	1300	+	0	0
2. PUBLIC HUNTING AREAS MANAGED	380	375	-	5	1	381	381	+	0	0
3. RECREATIONAL FACILITIES MANAGED OR MAINTAINED	100	98	-	2	2	100	100	+	0	0
4. COMMERCIAL TRAIL TOUR PERMITS	20	20	+	0	0	20	20	+	0	0



## VARIANCE REPORT NARRATIVE FY 2023 AND FY 2024

08 02 01  
LNR 804

### **PROGRAM TITLE: FOREST AND OUTDOOR RECREATION**

---

#### **PART I - EXPENDITURES AND POSITIONS**

The number of positions filled was less than the budgeted amount for both FY 23 and the 1st quarter of FY 24 due to vacancies attributed to staff promotions, retirements, and resignations.

The actual amount of expenditures in FY 23 is less than the budgeted amount due to our federal grant cycle and delay in the procurement process; unexpended federal grants were extended into FY 24.

Funds expended in the 1st quarter of FY 24 were less than budgeted due to delay in contract and purchase order encumbrances, which are not anticipated to be encumbered in the second quarter of FY 24.

#### **PART II - MEASURES OF EFFECTIVENESS**

There are no significant variances to report and/or no data is available for measures of effectiveness.

#### **PART III - PROGRAM TARGET GROUPS**

There are no significant variances to report and/or no data is available for program target groups.

#### **PART IV - PROGRAM ACTIVITIES**

There are no significant variances to report for program activities.

**VARIANCE REPORT**

PROGRAM TITLE: DISTRICT RESOURCE MANAGEMENT (HISTORICAL)

12/5/23

PROGRAM-ID: LNR-805

PROGRAM STRUCTURE NO: 080202

	FISCAL YEAR 2022-23				THREE MONTHS ENDED 09-30-23				NINE MONTHS ENDING 06-30-24			
	BUDGETED	ACTUAL	± CHANGE	%	BUDGETED	ACTUAL	± CHANGE	%	BUDGETED	ESTIMATED	± CHANGE	%
<b>PART I: EXPENDITURES &amp; POSITIONS</b>												
RESEARCH & DEVELOPMENT COSTS												
POSITIONS												
EXPENDITURES (\$1,000's)												
OPERATING COSTS												
POSITIONS	23.00	17.00	-	6.00	26							
EXPENDITURES (\$1000's)	3,611	2,324	-	1,287	36							
TOTAL COSTS												
POSITIONS	23.00	17.00	-	6.00	26							
EXPENDITURES (\$1000's)	3,611	2,324	-	1,287	36							

## VARIANCE REPORT NARRATIVE FY 2023 AND FY 2024

08 02 02  
LNR 805

### **PROGRAM TITLE: DISTRICT RESOURCE MANAGEMENT (HISTORICAL)**

---

#### **PART I - EXPENDITURES AND POSITIONS**

FY 23: There were 6.00 vacancies within the year: 3.00 due to retirement; 1.00 due to a division transfer; 1.00 due to a promotion; and 1.00 due to resignation/leaving for another job. A request was submitted to the Department of Human Resources Development for an eligibility list of applicants for the vacant positions, and the Division is currently awaiting list(s) of candidates to interview. In addition, actual expenditures are low due to the amount anticipated for federal funds not being received as expected.

FY 24: LNR 805 transferred to LNR 401, Ecosystem Protection and Restoration, due to the Division's program consolidation authorized by Act 164, SLH 2023. Any significant variances for LNR 805 would be reported under Program ID LNR 401.

#### **PART II - MEASURES OF EFFECTIVENESS**

Please refer to LNR 401 for any significant variances and/or available data for FY 23 and FY 24 for measures of effectiveness.

#### **PART III - PROGRAM TARGET GROUPS**

Please refer to LNR 401 for any significant variances and/or available data for FY 23 and FY 24 for program target groups.

#### **PART IV - PROGRAM ACTIVITIES**

Please refer to LNR 401 for any significant variances and/or available data for FY 23 and FY 24 for program activities.

PROGRAM TITLE: PARKS ADMINISTRATION AND OPERATIONS  
 PROGRAM-ID: LNR-806  
 PROGRAM STRUCTURE NO: 080203

	FISCAL YEAR 2022-23				THREE MONTHS ENDED 09-30-23				NINE MONTHS ENDING 06-30-24			
	BUDGETED	ACTUAL	± CHANGE	%	BUDGETED	ACTUAL	± CHANGE	%	BUDGETED	ESTIMATED	± CHANGE	%
<b>PART I: EXPENDITURES &amp; POSITIONS</b>												
<b>RESEARCH &amp; DEVELOPMENT COSTS</b>												
<b>POSITIONS</b>												
<b>EXPENDITURES (\$1,000's)</b>												
<b>OPERATING COSTS</b>												
<b>POSITIONS</b>	155.00	105.00	- 50.00	32	155.00	105.00	- 50.00	32	155.00	150.00	- 5.00	3
<b>EXPENDITURES (\$1000's)</b>	27,813	24,578	- 3,235	12	4,656	3,627	- 1,029	22	55,984	57,013	+ 1,029	2
<b>TOTAL COSTS</b>												
<b>POSITIONS</b>	155.00	105.00	- 50.00	32	155.00	105.00	- 50.00	32	155.00	150.00	- 5.00	3
<b>EXPENDITURES (\$1000's)</b>	27,813	24,578	- 3,235	12	4,656	3,627	- 1,029	22	55,984	57,013	+ 1,029	2

	FISCAL YEAR 2022-23				FISCAL YEAR 2023-24			
	PLANNED	ACTUAL	± CHANGE	%	PLANNED	ESTIMATED	± CHANGE	%
<b>PART II: MEASURES OF EFFECTIVENESS</b>								
1. NUMBER OF PARKS ACTIVELY MANAGED & SERVICED	53	53	+ 0	0	53	53	+ 0	0
2. NUMBER OF CAMPING AND CABIN PERMITS	19000	21643	+ 2643	14	19000	22000	+ 3000	16
3. NUMBER OF PUBLIC SPECIAL USE PERMITS	11165	10969	- 196	2	11165	10566	- 599	5
4. NUMBER OF COMMERCIAL USE PERMITS	102	102	+ 0	0	102	102	+ 0	0
5. NUMBER OF NEW LEASES EXECUTED	24	24	+ 0	0	24	24	+ 0	0
6. REVENUE GENERATED BY COMMERCL PERMITS/FEEES & LEASES	2198	2198	+ 0	0	2198	2198	+ 0	0
7. REPAIR & MAINTENANCE PROJECTS IMPLMNTD (THOUSANDS)	4000	3245	- 755	19	10500	19000	+ 8500	81
8. CIP PROJECTS IMPLEMENTED (THOUSANDS \$)	12200	7150	- 5050	41	3000	10268	+ 7268	242
9. NUMBER OF VOLUNTEER STEWARDSHIP AGREEMENTS	75	28	- 47	63	75	30	- 45	60
10. # OF INTERPRETIVE SIGNS & DEVICES INSTALLD & MNTND	30	30	+ 0	0	30	35	+ 5	17
<b>PART III: PROGRAM TARGET GROUP</b>								
1. NUMBER OF RESIDENTS (THOUSANDS)	1442	1441	- 1	0	1442	1441	- 1	0
2. NUMBER OF VISITORS TO HAWAII (THOUSANDS)	7000	9800	+ 2800	40	7000	9800	+ 2800	40
3. NO. OF OUT OF STATE VISITRS PAYNG PARKNG/ENTRY FEE	0	3200	+ 3200	0	2700	3200	+ 500	19
4. NUMBER OF CAMPING & CABIN USERS	53786	65440	+ 11654	22	53786	66000	+ 12214	23
5. NUMBER OF PUBLIC SPECIAL USE PERMITTEES	11165	10897	- 268	2	11165	10452	- 713	6
6. NUMBER OF COMMERCIAL TOUR PROVIDERS	31	31	+ 0	0	31	31	+ 0	0
7. NUMBER OF VOLUNTEER GROUPS	33	28	- 5	15	33	30	- 3	9
<b>PART IV: PROGRAM ACTIVITY</b>								
1. MANAGE, MAINTAIN AND REPAIR PARK GROUNDS AND INFR	53	53	+ 0	0	53	53	+ 0	0
2. ISSUE CAMPING & CABIN PERMITS	5400	21643	+ 16243	301	5400	22000	+ 16600	307
3. ISSUE COMMERCIAL & NON-COMMERCIAL USE PERMITS	54	54	+ 0	0	54	54	+ 0	0
4. ADMINISTER LEASES	146	146	+ 0	0	146	146	+ 0	0
5. GENERATE REVENUE FOR PARK MANAGEMENT (THOUSANDS)	18847	15374	- 3473	18	18847	20298	+ 1451	8
6. ADMINISTER CIP PROJECTS	11	12	+ 1	9	2	27	+ 25	1250
7. INSTALL, MANAGE & MAINTAIN WARNING SIGNS	75	80	+ 5	7	75	80	+ 5	7
8. INSTALL, MANAGE & MAINTAIN INTERPRTV SIGNS & DEVCS	30	30	+ 0	0	30	30	+ 0	0
9. ADMINISTER LWCF GRANTS	10	10	+ 0	0	10	10	+ 0	0
10. ISSUE & MANAGE VOLUNTEER AGREEMENTS	30	28	- 2	7	30	30	+ 0	0

# VARIANCE REPORT NARRATIVE FY 2023 AND FY 2024

08 02 03  
LNR 806

## **PROGRAM TITLE: PARKS ADMINISTRATION AND OPERATIONS**

### **PART I - EXPENDITURES AND POSITIONS**

The number of positions filled was less than budgeted due to a low number of qualified applicants for a few key administrative positions and a generally low interest during recruitment in the applicant pool for the operational maintenance positions. Concurrently, a reorganization of the Interpretive Section's 11.00 new Park Interpretive Technicians (SR-13) to Specialists (SR-22) is being conducted due to low recruitment and retention in the Technician series associated with inadequate salary and no career ladder has contributed to those vacancies.

### **PART II - MEASURES OF EFFECTIVENESS**

The redefinition of park units "serviced," "managed," or "responsible for" impacts the park numbers quantified and has been modified; therefore, the metric has been adjusted.

Item 2: There was an increase in camping and cabin patronage due to the post-pandemic upsurge of tourism and local use due to the suppressed demand during the pandemic closure.

Item 7: For FY 23, the water line repair at Hapuna Beach State Recreation Area was delayed to FY 24, and for FY 24, \$10 million in general funds was appropriated after planning by State Parks.

Item 8: Due to the completion of community outreach for some projects and obtaining release of funds, there has been an increase in the implementation of capital improvement program (CIP) for FY 24.

Item 9: There was an error in the planned number of stewardship agreements that artificially affected the total numbers. 75 is incorrect, the actual number of 30 is accurate so there is no change in the estimated number of stewardship agreements.

Item 10: In FY 23, no new interpretive signs were installed due both to maintenance of existing signs and increased funding in FY 24 and CIP implementation. There is a planned increase in signage for FY 24.

### **PART III - PROGRAM TARGET GROUPS**

Item 2: There was an unanticipated increase in out-of-state visitors in FY 23 due to the elimination of closures due to the ending of the pandemic. This trend is expected to continue .

Item 3: The robust increase in out-of-state park visitors at the fee-based park units is the result of the rebound of the visitor industry, such as the return of the cruise ships and a slow increase in the Asian visitor market.

Item 4: There was an increase in camping and cabin patronage due to the post-pandemic upsurge in tourism and local use due to the suppressed demand during the pandemic closure.

Item 7: There was a decrease in the number of volunteer groups coming out of the pandemic; however, the volunteer groups have renewed their agreements.

### **PART IV - PROGRAM ACTIVITIES**

Item 2: There was a substantive error in previous data based on metrics. The data for this item is the same as the data for Item No. 2 in Part II (Measures of Effectiveness); future reports will reflect this correction.

Item 5: The transition of parking and entry fees and permits to the Automated Clearing House caused a delay in FY 23 deposits, which had to be done in FY 24.

Item 6: Due to the completion of community outreach for some projects, resolving some supply chain issues, and obtaining release of funds, there has been a substantive increase in the implementation and administration of CIP projects.

PROGRAM TITLE: PREVENTION OF NATURAL DISASTERS  
 PROGRAM-ID: LNR-810  
 PROGRAM STRUCTURE NO: 090201

	FISCAL YEAR 2022-23				THREE MONTHS ENDED 09-30-23				NINE MONTHS ENDING 06-30-24			
	BUDGETED	ACTUAL	± CHANGE	%	BUDGETED	ACTUAL	± CHANGE	%	BUDGETED	ESTIMATED	± CHANGE	%
<b>PART I: EXPENDITURES &amp; POSITIONS</b>												
<b>RESEARCH &amp; DEVELOPMENT COSTS</b>												
<b>POSITIONS</b>												
<b>EXPENDITURES (\$1,000's)</b>												
<b>OPERATING COSTS</b>												
<b>POSITIONS</b>	8.00	8.00	+ 0.00	0	8.00	8.00	+ 0.00	0	8.00	8.00	+ 0.00	0
<b>EXPENDITURES (\$1000's)</b>	2,719	1,712	- 1,007	37	636	345	- 291	46	2,397	2,688	+ 291	12
<b>TOTAL COSTS</b>												
<b>POSITIONS</b>	8.00	8.00	+ 0.00	0	8.00	8.00	+ 0.00	0	8.00	8.00	+ 0.00	0
<b>EXPENDITURES (\$1000's)</b>	2,719	1,712	- 1,007	37	636	345	- 291	46	2,397	2,688	+ 291	12
					FISCAL YEAR 2022-23				FISCAL YEAR 2023-24			
					PLANNED	ACTUAL	± CHANGE	%	PLANNED	ESTIMATED	± CHANGE	%
<b>PART II: MEASURES OF EFFECTIVENESS</b>												
1. NO. LOSSES DUE TO DEATHS/INJ/DISABILITIES/PROP DAM					4	0	- 4	100	4	0	- 4	100
<b>PART III: PROGRAM TARGET GROUP</b>												
1. DEFACTO POPULATION (MILLIONS)					1.5	1.5	+ 0	0	1.5	1.5	+ 0	0
<b>PART IV: PROGRAM ACTIVITY</b>												
1. NO. OF FLOOD RISK MNGT & PREVNTN PLANS REVWD (#IS)					4	4	+ 0	0	4	2	- 2	50
2. NUMBER OF COOPERATIVE AGREEMENTS ENTERED INTO					1	1	+ 0	0	1	1	+ 0	0
3. NO. OF FLOOD RISK MANAGMNT& CONSRVTN LAWS REVIEWED					2	2	+ 0	0	2	2	+ 0	0
4. NO. FLOOD RISK MGNT RSRCH/STUDS/INVESTGTNS PERFRMD					4	4	+ 0	0	4	4	+ 0	0
5. NO. OF TECHNCL ASSISTNCE/TRAINNG RENDERD (MAN-HRS)					500	1500	+ 1000	200	500	1000	+ 500	100
6. NUMBER OF REPORTS AND MAPS PREPARED					2	3	+ 1	50	2	2	+ 0	0
7. NO. OF DAM SAFETY PERMITS ISSUED					1	0	- 1	100	1	1	+ 0	0
8. NUMBER OF DAMS INSPECTED					65	46	- 19	29	65	60	- 5	8
9. NO. OF DAM SAFETY EMERGENCY ACTION PLANS ON FILE					125	125	+ 0	0	125	125	+ 0	0

# VARIANCE REPORT NARRATIVE FY 2023 AND FY 2024

09 02 01  
LNR 810

## **PROGRAM TITLE: PREVENTION OF NATURAL DISASTERS**

---

### **PART I - EXPENDITURES AND POSITIONS**

FY 23 and FY 24 expenditure variances are due to less expenditures in the current reporting limits. Many projects operate on a larger re-occurring cycle than two years and were not captured in this report. Similarly, several large statewide projects completed in FY 23 were initiated and funded in previous years.

conducting 25 risk assessments analysis in FY 23, which are not reflected in these inspection numbers.

### **PART II - MEASURES OF EFFECTIVENESS**

Item 1: Our goal is zero lives loss or impacted from floods or dam failures.

### **PART III - PROGRAM TARGET GROUPS**

There is no significant variance to report for program target groups.

### **PART IV - PROGRAM ACTIVITIES**

Item 1: The FY 24 variance is due to difficulty in predicting the number of flood risk management and prevention plan reviews that will be performed as reviews are performed on a request basis only.

Item 5: The FY 23 and FY 24 variances are due to increasing dam safety and National Flood Insurance Program outreach, training, and technical assistance, statewide.

Item 6: The FY 23 variance is due to funding opportunities to conduct additional flood risk management studies.

Item 7: No new dam safety permits were issued in the audit period; however, we are continuing active management of multiple on-going permits.

Item 8: The FY 23 dam inspection variance is due to a substantial number of Phase I dam inspections being completed in the previous year because of emergency funding that was received after the historic flooding on Maui in March 2021. Additional effort was placed in

PROGRAM TITLE: LNR - NATURAL AND PHYSICAL ENVIRONMENT  
 PROGRAM-ID: LNR-906  
 PROGRAM STRUCTURE NO: 040302

	FISCAL YEAR 2022-23				THREE MONTHS ENDED 09-30-23				NINE MONTHS ENDING 06-30-24			
	BUDGETED	ACTUAL	± CHANGE	%	BUDGETED	ACTUAL	± CHANGE	%	BUDGETED	ESTIMATED	± CHANGE	%
<b>PART I: EXPENDITURES &amp; POSITIONS</b>												
<b>RESEARCH &amp; DEVELOPMENT COSTS</b>												
<b>POSITIONS</b>												
<b>EXPENDITURES (\$1,000's)</b>												
<b>OPERATING COSTS</b>												
<b>POSITIONS</b>	66.00	48.00	- 18.00	27	63.00	49.00	- 14.00	22	63.00	63.00	+ 0.00	0
<b>EXPENDITURES (\$1000's)</b>	8,181	6,650	- 1,531	19	1,461	1,144	- 317	22	6,127	6,444	+ 317	5
<b>TOTAL COSTS</b>												
<b>POSITIONS</b>	66.00	48.00	- 18.00	27	63.00	49.00	- 14.00	22	63.00	63.00	+ 0.00	0
<b>EXPENDITURES (\$1000's)</b>	8,181	6,650	- 1,531	19	1,461	1,144	- 317	22	6,127	6,444	+ 317	5

	FISCAL YEAR 2022-23				FISCAL YEAR 2023-24			
	PLANNED	ACTUAL	± CHANGE	%	PLANNED	ESTIMATED	± CHANGE	%
<b>PART II: MEASURES OF EFFECTIVENESS</b>								
1. PERCENTAGE OF VENDOR PAYMENTS MADE WITHIN 30 DAYS	95	92	- 3	3	99	95	- 4	4
2. PERCENTAGE OF LATE (INT) PAYMENTS TO TOTAL PAYMNTS	NO DATA	NO DATA	+ 0	0	1	1	+ 0	0
3. PERCENTAGE OF FED FUNDS DRAWN DOWN W/N SP TIME CRT	NO DATA	NO DATA	+ 0	0	90	95	+ 5	6
4. PERCENTAGE OF GRANTS & FED FUNDS TRACKED/MONITORED	NO DATA	NO DATA	+ 0	0	90	95	+ 5	6
5. PERCENTAGE OF AUDIT/FED COMP REV W NO SIG NEG FIND	NO DATA	NO DATA	+ 0	0	90	95	+ 5	6
6. PERCENTAGE OF PERSONNEL ACTIONS MADE W IN 30 DAYS	90	90	0	0	90	95	+ 5	6
7. PERCENTAGE OF COMPLTD PRJCTS & INITIATVS-IT STRTGY	95	100	+ 5	5	95	95	+ 0	0
8. NUMBER OF KEY IT POSITIONS VACANT	NO DATA	NO DATA	+ 0	0	1	1	+ 0	0
9. PERCENTAGE OF HOMELESS DLNR LANDS RECVD OUTRCH SRV	NO DATA	NO DATA	+ 0	0	85	85	+ 0	0
10. NUMBER OF PEOPLE IN SANCTUARIES	NO DATA	NO DATA	+ 0	0	11	11	+ 0	0
<b>PART III: PROGRAM TARGET GROUP</b>								
1. NUMBER OF DEPTL DIVS, STAFF OFFICES/ATTACHED AGENC	NO DATA	NO DATA	+ 0	0	15	24	+ 9	60
2. NO. OF REPORTS/REQUESTS FROM OTHER STATE AGENCIES	NO DATA	NO DATA	+ 0	0	45	45	+ 0	0
3. TOTAL NUMBER OF LEGISLATIVE REQUESTS	NO DATA	NO DATA	+ 0	0	100	100	+ 0	0
4. NUMBER OF AUTHORIZED DEPARTMENTAL PERSONNEL	1032	1084	+ 52	5	1044	1110	+ 66	6
5. NUMBER OF HOMELESS IN SPECIFIC AREAS	NO DATA	NO DATA	+ 0	0	50	50	+ 0	0
<b>PART IV: PROGRAM ACTIVITY</b>								
1. NO. BOARD OF LAND & NAT RES MEETINGS/PUB HEARINGS	22	22	+ 0	0	22	22	+ 0	0
2. NUMBER OF PERSONNEL ACTIONS PROCESSED	4000	3649	- 351	9	4000	4000	+ 0	0
3. NUMBER OF PAYMENT TRANSACTNS PROCESSED (THOUSANDS)	NO DATA	NO DATA	+ 0	0	75000	70000	- 5000	7
4. NO. OF PROGRAM BUDGET REQUESTS REVIEWED/PROCESSED	NO DATA	NO DATA	+ 0	0	400	750	+ 350	88
5. NUMBER OF MANDATED FEDERAL FINANCIAL REPORTS	NO DATA	NO DATA	+ 0	0	800	800	+ 0	0
6. NUMBER OF GRANTS/FED FUND RECD/TRACKED/MONITORED	NO DATA	NO DATA	+ 0	0	400	400	+ 0	0
7. NUMBER OF FINANCIAL AUDIT AND FEDERAL REVIEWS	NO DATA	NO DATA	+ 0	0	2	2	+ 0	0
8. NUMBER OF INFORMATION TECHNOLOGY REQUESTS RECEIVED	5000	6700	+ 1700	34	5000	6700	+ 1700	34
9. NO. OF HOMELESS CLEAN-UP OPERATNS IN SPECIFC AREAS	NO DATA	NO DATA	+ 0	0	15	15	+ 0	0



# VARIANCE REPORT NARRATIVE FY 2023 AND FY 2024

04 03 02  
LNR 906

## **PROGRAM TITLE: LNR - NATURAL AND PHYSICAL ENVIRONMENT**

---

### **PART I - EXPENDITURES AND POSITIONS**

All vacancies are being actively recruited, but have been difficult to fill with a qualified candidate, despite outreach efforts.

The expenditure variance is due to personnel vacancies.

### **PART II - MEASURES OF EFFECTIVENESS**

There are no significant variances to report and/or no data is available for measures of effectiveness.

### **PART III - PROGRAM TARGET GROUPS**

Item 1: The planned number did not include attached agencies and committees to the department.

### **PART IV - PROGRAM ACTIVITIES**

Item 4: The estimated number of budget requests reviewed and processed is more than the planned number due to the volume of prior year federal funds being carried forward into FY 24, in addition to new federal grants being awarded to the department.

Item 8: The steady increase of information technology technical support requests in FY 23 reflect the implemented help desk ticket system that more accurately tracks support calls.

PROGRAM TITLE: AHA MOKU ADVISORY COMMITTEE  
 PROGRAM-ID: LNR-907  
 PROGRAM STRUCTURE NO: 040304

	FISCAL YEAR 2022-23				THREE MONTHS ENDED 09-30-23				NINE MONTHS ENDING 06-30-24			
	BUDGETED	ACTUAL	± CHANGE	%	BUDGETED	ACTUAL	± CHANGE	%	BUDGETED	ESTIMATED	± CHANGE	%
<b>PART I: EXPENDITURES &amp; POSITIONS</b>												
RESEARCH & DEVELOPMENT COSTS												
POSITIONS												
EXPENDITURES (\$1,000's)												
OPERATING COSTS					1.00	1.00	+ 0.00	0	1.00	1.00	+ 0.00	0
POSITIONS					35	21	- 14	40	251	265	+ 14	6
EXPENDITURES (\$1000's)												
TOTAL COSTS					1.00	1.00	+ 0.00	0	1.00	1.00	+ 0.00	0
POSITIONS					35	21	- 14	40	251	265	+ 14	6
EXPENDITURES (\$1000's)												
	FISCAL YEAR 2022-23				FISCAL YEAR 2023-24							
	PLANNED	ACTUAL	± CHANGE	%	PLANNED	ESTIMATED	± CHANGE	%				
PART II: MEASURES OF EFFECTIVENESS												
1. NO. OF ISSUES PERT TO NAT/CUL RES GIVN ADV BY AMAC	NO DATA	NO DATA	+ 0	0	50	50	+ 0	0				
PART III: PROGRAM TARGET GROUP												
1. NO. OF GENERATIONAL NATIVE HAWIIAN FAM OF AHUPUA'A	NO DATA	NO DATA	+ 0	0	606	606	+ 0	0				
2. NO. OF GATHERNG OF AHUPUA'A REP W IN MOKU/SEL MOKU	NO DATA	NO DATA	+ 0	0	3	4	+ 1	33				
3. NO. OF MOKU REP OF AN IS SEL FR AMNG THEMSELVS PO'O	NO DATA	NO DATA	+ 0	0	46	46	+ 0	0				
PART IV: PROGRAM ACTIVITY												
1. NO. OF ISSUES/CONCERNS BROUGHT TO ATTN APPROPT DIV	NO DATA	NO DATA	+ 0	0	50	50	+ 0	0				

# VARIANCE REPORT NARRATIVE FY 2023 AND FY 2024

04 03 04  
LNR 907

---

**PROGRAM TITLE: AHA MOKU ADVISORY COMMITTEE**

---

**PART I - EXPENDITURES AND POSITIONS**

Per Act 164, SLH 2023, the Budget bill, the Aha Moku Advisory Committee (AMAC) was transferred from LNR 906, LNR - Natural and Physical Environment, to its own separate Program ID, LNR 907, Aha Moku Advisory Committee.

Expenditures were less than budgeted due to delays in processing travel reimbursement expenses for payment.

**PART II - MEASURES OF EFFECTIVENESS**

There are no significant variances and/or data to report for measures of effectiveness, as AMAC was transferred from LNR 906 to a new Program ID, LNR 907, through Act 164, SLH 2023.

**PART III - PROGRAM TARGET GROUPS**

There are no significant variances and/or data to report for program target groups, as AMAC was transferred from LNR 906 to a new Program ID, LNR 907, through Act 164, SLH 2023.

**PART IV - PROGRAM ACTIVITIES**

There are no significant variances and/or data to report for program activities, as AMAC was transferred from LNR 906 to a new Program ID, LNR 907, through Act 164, SLH 2023.

PROGRAM TITLE: KAHOOLAWE ISLAND RESERVE COMMISSION  
 PROGRAM-ID: LNR-908  
 PROGRAM STRUCTURE NO: 040305

	FISCAL YEAR 2022-23				THREE MONTHS ENDED 09-30-23				NINE MONTHS ENDING 06-30-24			
	BUDGETED	ACTUAL	± CHANGE	%	BUDGETED	ACTUAL	± CHANGE	%	BUDGETED	ESTIMATED	± CHANGE	%
<b>PART I: EXPENDITURES &amp; POSITIONS</b>												
<b>RESEARCH &amp; DEVELOPMENT COSTS</b>												
<b>POSITIONS</b>												
<b>EXPENDITURES (\$1,000's)</b>												
<b>OPERATING COSTS</b>												
<b>POSITIONS</b>					2.00	0.00	- 2.00	100	2.00	2.00	+ 0.00	0
<b>EXPENDITURES (\$1000's)</b>					399	308	- 91	23	1,405	1,496	+ 91	6
<b>TOTAL COSTS</b>												
<b>POSITIONS</b>					2.00	0.00	- 2.00	100	2.00	2.00	+ 0.00	0
<b>EXPENDITURES (\$1000's)</b>					399	308	- 91	23	1,405	1,496	+ 91	6

	FISCAL YEAR 2022-23				FISCAL YEAR 2023-24			
	PLANNED	ACTUAL	± CHANGE	%	PLANNED	ESTIMATED	± CHANGE	%
<b>PART II: MEASURES OF EFFECTIVENESS</b>								
1. NUMBER OF VOLUNTEERS/MANHOURS WORKING ON KAHO'OLAWÉ	NO DATA	231	+ 231	0	400	300	- 100	25
2. NUMBER OF PLANTS PLANTED AND AREAS RESTORED	NO DATA	10000	+ 10000	0	8000	8000	+ 0	0
3. NUMBER OF VISITOR REQUEST PROCESSED	NO DATA	400	+ 400	0	400	400	+ 0	0
4. NUMBER OF PUBLIC OUTREACH EVENTS AND CONTACTS MADE	NO DATA	15	+ 15	0	15	15	+ 0	0
5. NO. OF REQUEST FR TROLLING W/IN RESRV/PERMITS ISSD	NO DATA	106	+ 106	0	150	150	+ 0	0
<b>PART III: PROGRAM TARGET GROUP</b>								
1. GENERAL PUBLIC INTERESTD IN KAHO'OLAWÉ'S RESTORATN	NO DATA	19941	+ 19941	0	12000	12000	+ 0	0
2. NATIVE HAWN ORG REQTING TO CONDUCT TRAD CEREM/PRACT	NO DATA	5	+ 5	0	5	5	+ 0	0
3. CONSVTN/SCIENTIFC ORG REQSTNG TO IMLEMNT PROG/RES	NO DATA	10	+ 10	0	10	5	- 5	50
4. SEC/POST SEC EDUC ORG REQ TO EXPND LEARNNG OPPORT	NO DATA	12	+ 12	0	12	6	- 6	50
<b>PART IV: PROGRAM ACTIVITY</b>								
1. CONDUCT COMMISSION MEETINGS (NUMBER OF MEETINGS)	NO DATA	4	+ 4	0	4	4	+ 0	0
2. MAINTAIN/OPERT REMT WORK CAMP (DAYS OPN, NO. PPL)	NO DATA	95	+ 95	0	125	125	+ 0	0
3. PROVIDE ISL INFRASTRUCTURE /UTILITIES (MANHRS EXP)	NO DATA	3040	+ 3040	0	2000	2000	+ 0	0
4. PROVD TRANS FR PERS/CARGO/SUPP (NO. BOAT/HELO RNS)	NO DATA	38	+ 38	0	24	24	+ 0	0
5. PROVIDE SAFE WORK ENV FR VOLN/ST (NO. SAFE MANHRS)	NO DATA	9240	+ 9240	0	20000	20000	+ 0	0
6. COND OUTR/EDUC OPPRTNTS EXP PUB EXP (NO. CONT MDE)	NO DATA	374548	+ 374548	0	200000	200000	+ 0	0
7. COOR NTV HAWN ORG FR SAFE/TRAD/CULT USE(NO. REQ/A)	NO DATA	16	+ 16	0	16	16	+ 0	0

# VARIANCE REPORT NARRATIVE FY 2023 AND FY 2024

04 03 05  
LNR 908

## **PROGRAM TITLE: KAHOO LAWE ISLAND RESERVE COMMISSION**

---

### **PART I - EXPENDITURES AND POSITIONS**

The delay in hiring personnel was due to a pending approval request for a reorganization under new Program ID LNR 908, Kahoolawe Island Reserve Commission (KIRC), and new position descriptions. The positions should be filled by the end of the fiscal year.

Actual expenditures for three months ended September 30, 2023, are less than budgeted due to the unfilled positions.

### **PART II - MEASURES OF EFFECTIVENESS**

Item 1: There is an estimated 25% decrease in volunteers for FY 24, as the KIRC's main ocean vessel is still out of service due to engine repairs. Without the KIRC's main ocean vessel, a larger number of volunteers are not able to be transported to Kahoolawe until repairs are complete.

### **PART III - PROGRAM TARGET GROUPS**

Items 3 and 4: There is an estimated lower number of conservation/scientific groups and education groups in FY 24, as KIRC is revising their plans after the Maui wildfires in August 2023.

### **PART IV - PROGRAM ACTIVITIES**

There is no data available for program activities in FY 23 and no significant variances to report for FY 24.

**VARIANCE REPORT**

PROGRAM TITLE: MAUNA KEA STEWARDSHIP & OVERSIGHT AUTHORITY  
 PROGRAM-ID: LNR-909  
 PROGRAM STRUCTURE NO: 040306

	FISCAL YEAR 2022-23				THREE MONTHS ENDED 09-30-23				NINE MONTHS ENDING 06-30-24			
	BUDGETED	ACTUAL	± CHANGE	%	BUDGETED	ACTUAL	± CHANGE	%	BUDGETED	ESTIMATED	± CHANGE	%
<b>PART I: EXPENDITURES &amp; POSITIONS</b>												
RESEARCH & DEVELOPMENT COSTS												
POSITIONS												
EXPENDITURES (\$1,000's)												
OPERATING COSTS												
POSITIONS					0.00	0.00	+ 0.00	0	0.00	0.00	+ 0.00	0
EXPENDITURES (\$1000's)					50	3	- 47	94	13,950	13,997	+ 47	0
TOTAL COSTS												
POSITIONS					0.00	0.00	+ 0.00	0	0.00	0.00	+ 0.00	0
EXPENDITURES (\$1000's)					50	3	- 47	94	13,950	13,997	+ 47	0
	FISCAL YEAR 2022-23				FISCAL YEAR 2023-24							
	PLANNED	ACTUAL	± CHANGE	%	PLANNED	ESTIMATED	± CHANGE	%				
PART II: MEASURES OF EFFECTIVENESS												
1. NO MEASURES HAVE BEEN DEVELOPED FOR THIS PROGRAM.	NO DATA	NO DATA	+ 0	0	NO DATA	NO DATA	+ 0	0				

# VARIANCE REPORT NARRATIVE FY 2023 AND FY 2024

04 03 06  
LNR 909

---

**PROGRAM TITLE: MAUNA KEA STEWARDSHIP & OVERSIGHT AUTHORITY**

---

**PART I - EXPENDITURES AND POSITIONS**

Act 255, SLH 2022, established the Mauna Kea Stewardship and Oversight Authority (MKSOA) for the governance of the summit region of Mauna Kea as a spiritual and special place of significance that is home to cultural landscapes, fragile habitats, and historical and archaeological artifacts. The Act also appropriated \$14,000,000 for FY 23 for startup and transition planning costs of the Authority. Act 164, SLH 2023, the Budget bill, authorized the continuation of the transition planning costs for the remaining years of the transition period under new Program ID LNR 909.

One position has been filled, and the department is currently working on establishing and filling the other five positions.

**PART II - MEASURES OF EFFECTIVENESS**

There are no significant variances and/or no data is available as LNR 909 is a new Program ID established for MKSOA; therefore, no measures have been developed for this program for FY 23 and FY 24.

**PART III - PROGRAM TARGET GROUPS**

There are no significant variances and/or no data is available as LNR 909 is a new Program ID established for MKSOA; therefore, no program target groups have been developed for this program for FY 23 and FY 24.

**PART IV - PROGRAM ACTIVITIES**

There are no significant variances and/or no data is available as LNR 909 is a new Program ID established for MKSOA; therefore, no program activities have been developed for this program for FY 23 and FY 24.