


JOSH GREEN, M.D.
GOVERNOR



KEITH T. HAYASHI
SUPERINTENDENT
DEPT. COMM. NO. 78

**STATE OF HAWAII
DEPARTMENT OF EDUCATION
KA 'OIHANA HO'ONA'AUAO
P.O. BOX 2360
HONOLULU, HAWAII 96804**

OFFICE OF THE SUPERINTENDENT

November 29, 2023

The Honorable Ronald D. Kouchi, President
and Members of the Senate
State Capitol, Room 409
Honolulu, Hawaii 96813

The Honorable Scott K. Saiki, Speaker
and Members of the House of Representatives
State Capitol, Room 431
Honolulu, Hawaii 96813

Re: Hawaii State Department of Education Annual Report on General Fund Carryover

Dear President Kouchi, Speaker Saiki, and Members of the Legislature:

For your information and consideration, I am transmitting a copy of the annual report, General Fund Carryover, pursuant to Section 37-41.5, Hawaii Revised Statutes (HRS). In accordance with Section 93-16, Hawaii Revised Statutes, I am also informing you that the report may be viewed electronically at: <https://www.hawaiipublicschools.org/VisionForSuccess/SchoolDataAndReports/StateReports/Pages/Legislative-reports.aspx>

Should you have any questions, please contact Ken Kakesako, Director of the Policy, Innovation, Planning and Evaluation Branch, Office of Strategy, Innovation and Performance, via email at ken.kakesako@k12.hi.us or by phone at (808) 282-3430.

Sincerely,




Keith T. Hayashi
Superintendent

KTH:kc

Attachment: A) Carryover Report Summary
B) Carryover Report Details

c: Legislative Reference Bureau
Hawaii State Public Library System
University of Hawaii
Office of Fiscal Services




State of Hawaii
Department of Education

Annual Report on General Fund Carryover

November 2023

Section 37-41.5, Hawaii Revised Statutes, requires the Hawaii State Department of Education to annually report on the General Fund Carryover by Program ID and by School for Budget Fiscal Year (BFY) 2023 to BFY 2024.



General Funds Carryover Report

FY 2022-23 to FY 2023-24

Purpose of this report

The purpose of this report is to transparently share the General Funds Carryover Report, which outlines the context and background of general funds carryover, the actual amounts of Fiscal Year (FY) 2022-23 to FY 2023-24 carryover, and share detailed priorities for the use of carryover funds.

Why do we have carryover funds?

In 1993, the State Legislature passed Act 364, Session Laws of Hawaii (codified as HRS §37-41.5), in part to remove “obstacles to local funding and planning initiatives” and provide “budget and fiscal flexibility to empower schools to be innovative and creative.” This Act granted authority for the Hawaii State Department of Education (Department) to carryover up to five percent of its appropriations to the first year of the next fiscal biennium.

In practice, this authority to carryover funds reduces the risk of Department schools and offices falling into a short-sighted ‘use it or lose it’ mentality that can be inherent to public sector spending, and supports the deliberate and strategic leveraging of year-end balances in the following year.

What are carryover funds?

The General Funds Carryover represents the unexpended and unencumbered funds from one fiscal year that the Department is allowed to use during the following fiscal year. By law, the Department is authorized to carryover up to five percent of its appropriations, which given its over \$2.0 billion general fund allotment in FY 2022-23 equated to approximately \$101.6 million.

HRS §37-41.5 states in part: (a) The department of education may retain up to five percent of any appropriation . . . (b) Appropriations allocated to the schools shall remain within the budget of the school to which they were originally allocated, provided that the retention of an appropriation shall not be used by the department as a basis for reducing a school’s future budget requirements.

Carryover Limits from FY 2022-23 to FY 2023-24

EDN	EDN Description	FY 2022-23 Appropriation	CB Allotment & Transfers	Restriction	Total Allotment	5% Carryover Limit
100	School Based Budgeting	1,237,131,938	-40,954,829		1,196,177,109	59,808,855
150	Special Education & Student Support Services	410,312,716	16,041,457		426,354,173	21,317,709
200	Instructional Support	71,225,932	-3,237,624		67,988,308	3,399,415
300	State Administration	57,515,212	-2,584,244		54,930,968	2,746,548
400	School Support	231,775,541	38,010,859		269,786,400	12,489,320
450	School Facilities Agency	1,300,001	0		1,300,001	65,000

EDN	EDN Description	FY 2022-23 Appropriation	CB Allotment & Transfers	Restriction	Total Allotment	5% Carryover Limit
500	School Community Services	4,849,012	4,009,958		8,858,970	442,949
700	Early Learning	7,073,037	194,223		7,267,260	363,363
		2,021,183,389	11,479,800		2,032,663,189	101,633,159

Actual Carryover Balances as of June 30, 2023

EDN	EDN Description	Carryover used for	Carryover Amount	% of Allotment Carried Over
100	School Based Budgeting	Schools	27,326,892	2.28%
150	Special Education & Student Support Services	Schools	6,349,787	1.49%
200	Instructional Support	Schools	1,419,580	2.09%
300	State Administration	Schools	1,779,008	3.24%
400	School Support	Schools	6,569,869	2.44%
450	School Facilities Agency	SFA	65,000	5.00%
500	School Community Services	Schools/Community Schools	179,484	2.03%
700	Early Learning	Schools/EOEL	363,363	5.00%
			44,052,983	2.17%

What are the sources of carryover funds?

CARRYOVER FROM FY 2022-23

The overall carryover amount of \$44.05 million this year was lower than the \$59.4 million carried over the year prior, indicating that the Department's consumption of general funds exceeded its FY 2022-23 appropriation. The Department's total unexpended and unencumbered funds at the end of FY 2022-23 in EDN 450 and EDN 700 were above the allowable carryover limits as specified in HRS §37-41.5. As a result, the Department imposed \$135,500.74 in EDN 450 and \$811,524.20 in EDN 700. However, the other EDNs were below the allowable carryover limits as specified in HRS §37-41.5. From FY 2022-23 to FY 2023-24, the Department carried over \$44.05 million, or 2.17 percent, in general funds.

- The FY 2022-23 unexpended program balances are:
 - EDN 100-WSF = \$42.95 million, down from \$75.13 million in the previous year. The Department's general fund budget is allocated to schools via Weighted Student Formula (WSF), which is where this carryover came from;
 - EDN 100-non WSF = **(\$15.62)** million. \$21.24 million in various school based programs and **(\$36.86)** million centrally. As was done in the prior year, this large deficit was centrally managed and held to ensure that the Department adhered to the 5 percent carryover limit in EDN 100.

This was achieved by delaying the transfer of substitute charges from general funds to federal Impact Aid funds, and is mitigated by the transfer of general fund charges to Impact Aid funds in the following year to ensure there is sufficient funding to support the full return to schools of their carryover funds;

- EDN 150 = \$6.35 million, down from \$14.62 million in the previous year. \$304,465 carried over for the Hawaii School for the Deaf and Blind and \$16.23 million was carried over to schools via the Special Education Per Pupil Allocation (SPPA) program. A deficit of \$9.89 million was carried over centrally due to shortfalls in various program areas such as skilled nursing and other contracted services, and will be cleared with transfers from other EDNs;
- EDN 200 = \$1.42 million carried over centrally;
- EDN 300 = \$1.78 million carried over centrally;
- EDN 400 = \$6.57 million carried over centrally;
- EDN 450 = \$65,000 carried over and will be returned to the School Facilities Agency;
- EDN 500 = \$179,484 carried over and will be returned to the Adult Education programs; and
- EDN 700 = \$363,363 carried over for the Executive Office on Early Learning.

Where do carryover funds go?

Per the statutory requirement, carryover funds are returned to the schools and offices that generate them (see Attachments A and B). Any centralized carryover funds may be used to address funding shortfalls.

NOTE: The Department has procedures in place to ensure that all carryover funds are expended well before the end of the current calendar year.

Priorities supported by Centralized Carryover Funds in FY 2023-24

If there are carryover balances available centrally (Central Holding, ORG ID 091) funds would be programmed to address priority funding shortfalls. For FY 2023-24, the Department has no centrally available carryover funds. Instead, the total for centralized carryover funds totaled **(\$38.29)** million, which as mentioned above the Department will again use federal (Impact Aid) funds in FY 2024-25 to address.

Department of Education
General Fund Carryover Report by Program
BFY 2023 to BFY 2024

BFY	EDN	Prgm Id	Program Descript	Amount of Carryover
2023	100	12619	WAIANAE FISH HATCHERY	707,436
2023	100	12642	RESOURCES FOR NEW FACILITIES-REG EDUC	8,598,640
2023	100	15849	VOCATIONAL & APPLIED TECHNOLOGY	401,001
2023	100	15997	HOLDING ACCOUNT - EDN 100	-36,863,912
2023	100	16158	JR RES OFFICER TRNG CORP	28,086
2023	100	16173	LAHAINALUNA BOARDING DEPT-GEN FUND	176,294
2023	100	16403	NIIHAU SCHOOL	-821
2023	100	16725	SCHOOL-MAJOR PURCHASE FY24	1,894,744
2023	100	16732	HAWAIIAN LANGUAGE IMMERSION PROGRAM	458,231
2023	100	16770	LEARNING CENTERS	205,138
2023	100	16807	HAWAIIAN STUDIES	1,276,003
2023	100	16817	EARLY COLLEGE	1,879,623
2023	100	18205	OLOMANA HALE HOOMALU	32,088
2023	100	18206	OLOMANA SCHOOL	124,973
2023	100	18863	HIGH CORE (STOREFRONT)	273,213
2023	100	18864	ALTERNATIVE PROGRAMS	903,137
2023	100	18865	PAPAHANA O KAIONA (NW CA ALC)	5,315
2023	100	18869	OLOMANA YOUTH CENTER	341,532
2023	100	27000	ATHLETICS-TRANSPORTATION	505,456
2023	100	27100	ATHLETICS-SALARY	2,461,124
2023	100	27300	ATHLETICS-GENDER EQUITY	328,981
2023	100	27400	ATHLETICS-SUPPLIES & EQUIP	508,203
2023	100	27480	ATHLETIC TRAINERS	110,724
2023	100	27900	ATHLETICS-TRANSPORTATION MAUI	3,634
2023	100	42100	WEIGHTED STUDENT FORMULA	42,949,549
2023	100	42127	CAREER & TECHNICAL STUDENT ORGS	18,500
	100 Total			27,326,892
2023	150	17100	SPECIAL EDUCATION PER PUPIL ALLOCATION	16,234,355
2023	150	17201	HAWAII SCHOOL FOR THE DEAF AND BLIND	7,545
2023	150	17997	HOLDING ACCOUNT - EDN 150	-9,892,113
	150 Total			6,349,787
2023	200	25997	HOLDING ACCOUNT - EDN 200	1,227,010
2023	200	26605	KAUAI ALTERNATIVE LEARNING	4,733
2023	200	26606	EAST HAWAII ALTERNATIVE LEARNING	340
2023	200	26607	MAUI ALTERNATIVE LEARNING	3,375
2023	200	26608	CK/PW COMPLEX AREA ALTERNATIVE LEARNING	99,379
2023	200	26612	HONOLULU ALTERNATIVE LEARNING	84,743
	200 Total			1,419,580
2023	300	33997	HOLDING ACCOUNT - EDN 300	1,779,008
	300 Total			1,779,008
2023	400	35997	HOLDING ACCOUNT - EDN 400	5,519,755

Department of Education
 General Fund Carryover Report by Program
 BFY 2023 to BFY 2024

BFY	EDN	Prgm Id	Program Descript	Amount of Carryover
2023	400	37335	MENSTRUAL PRODUCTS	934,249
2023	400	37721	ATHLETIC TRAVEL	115,865
	400 Total			6,569,869
2023	450	33045	SCHOOL FACILITIES AUTHORITY	65,000
	450 Total			65,000
2023	500	45005	REACH PROGRAM	48,005
2023	500	45997	HOLDING ACCOUNT - EDN 500	-21,156
2023	500	46417	ADULT EDUCATION	152,635
	500 Total			179,484
2023	700	10301	PRESCHOOL CLASSROOM	76,461
2023	700	10304	EOEL - GENERAL FUNDS	230,621
2023	700	10306	PRESCHOOL ADMINISTRATIVE OVERHEAD	33,448
2023	700	10997	HOLDING ACCOUNT - EDN 700	22,833
	700 Total			363,363
Grand Total				44,052,983

Department of Education
General Fund Carryover Report by School, Complex Area, and Office
BFY 2023 to BFY 2024

Level	Dist	Org Id	Org Id Descript	EDN	Program ID	Program Descript	Amount of Carryover
SCHOOL	10	100000	AINA HAINA ELEM	100	42100	WEIGHTED STUDENT FORMULA	-108,710
SCHOOL	10	100000	AINA HAINA ELEM	150	17100	SPECIAL EDUCATION PER PUPIL ALLOCATION	1
SCHOOL	10	100000	AINA HAINA ELEM	400	37335	MENSTRUAL PRODUCTS	33
		100000 Total					-108,676
SCHOOL	10	101000	ALA WAI ELEM	100	42100	WEIGHTED STUDENT FORMULA	62,441
SCHOOL	10	101000	ALA WAI ELEM	150	17100	SPECIAL EDUCATION PER PUPIL ALLOCATION	1,799
SCHOOL	10	101000	ALA WAI ELEM	400	37335	MENSTRUAL PRODUCTS	2
		101000 Total					64,242
SCHOOL	10	102000	ALIOLANI ELEM	100	42100	WEIGHTED STUDENT FORMULA	86,157
SCHOOL	10	102000	ALIOLANI ELEM	150	17100	SPECIAL EDUCATION PER PUPIL ALLOCATION	21,012
		102000 Total					107,169
SCHOOL	10	103000	ANUENUE-HAWAIIAN IMMERSION	100	15849	VOCATIONAL & APPLIED TECHNOLOGY	2,369
SCHOOL	10	103000	ANUENUE-HAWAIIAN IMMERSION	100	27400	ATHLETICS-SUPPLIES & EQUIP	18
SCHOOL	10	103000	ANUENUE-HAWAIIAN IMMERSION	100	27480	ATHLETIC TRAINERS	58
SCHOOL	10	103000	ANUENUE-HAWAIIAN IMMERSION	100	42100	WEIGHTED STUDENT FORMULA	372,809
SCHOOL	10	103000	ANUENUE-HAWAIIAN IMMERSION	150	17100	SPECIAL EDUCATION PER PUPIL ALLOCATION	161,578
SCHOOL	10	103000	ANUENUE-HAWAIIAN IMMERSION	400	37335	MENSTRUAL PRODUCTS	1
SCHOOL	10	103000	ANUENUE-HAWAIIAN IMMERSION	400	37721	ATHLETIC TRAVEL	26,040
		103000 Total					562,873
SCHOOL	10	104000	KE'ELIKOLANI MIDDLE	100	18864	ALTERNATIVE PROGRAMS	66,161
SCHOOL	10	104000	KE'ELIKOLANI MIDDLE	100	42100	WEIGHTED STUDENT FORMULA	113,422
SCHOOL	10	104000	KE'ELIKOLANI MIDDLE	150	17100	SPECIAL EDUCATION PER PUPIL ALLOCATION	46,397
SCHOOL	10	104000	KE'ELIKOLANI MIDDLE	400	37335	MENSTRUAL PRODUCTS	4
		104000 Total					225,984
SCHOOL	10	105000	DOLE MIDDLE	100	42100	WEIGHTED STUDENT FORMULA	204,703
SCHOOL	10	105000	DOLE MIDDLE	150	17100	SPECIAL EDUCATION PER PUPIL ALLOCATION	17,793
SCHOOL	10	105000	DOLE MIDDLE	400	37335	MENSTRUAL PRODUCTS	3,472
SCHOOL	10	105000	DOLE MIDDLE	500	45005	REACH PROGRAM	183
		105000 Total					226,151
SCHOOL	10	106000	FARRINGTON HIGH	100	15849	VOCATIONAL & APPLIED TECHNOLOGY	34,751
SCHOOL	10	106000	FARRINGTON HIGH	100	16817	EARLY COLLEGE	36,900
SCHOOL	10	106000	FARRINGTON HIGH	100	27000	ATHLETICS-TRANSPORTATION	10,051
SCHOOL	10	106000	FARRINGTON HIGH	100	27100	ATHLETICS-SALARY	98,603
SCHOOL	10	106000	FARRINGTON HIGH	100	27300	ATHLETICS-GENDER EQUITY	33,938
SCHOOL	10	106000	FARRINGTON HIGH	100	27400	ATHLETICS-SUPPLIES & EQUIP	1,575
SCHOOL	10	106000	FARRINGTON HIGH	100	27480	ATHLETIC TRAINERS	9,779
SCHOOL	10	106000	FARRINGTON HIGH	100	42100	WEIGHTED STUDENT FORMULA	588,654
SCHOOL	10	106000	FARRINGTON HIGH	100	42127	CAREER & TECHNICAL STUDENT ORGS	-8,300
SCHOOL	10	106000	FARRINGTON HIGH	150	17100	SPECIAL EDUCATION PER PUPIL ALLOCATION	335,269
SCHOOL	10	106000	FARRINGTON HIGH	400	37335	MENSTRUAL PRODUCTS	1,925

Department of Education
General Fund Carryover Report by School, Complex Area, and Office
BFY 2023 to BFY 2024

Level	Dist	Org Id	Org Id Descript	EDN	Program ID	Program Descript	Amount of Carryover
SCHOOL	10	106000	FARRINGTON HIGH	400	37721	ATHLETIC TRAVEL	53
		106000 Total					1,143,198
SCHOOL	10	107000	FERN ELEM	100	42100	WEIGHTED STUDENT FORMULA	134,761
SCHOOL	10	107000	FERN ELEM	150	17100	SPECIAL EDUCATION PER PUPIL ALLOCATION	26,805
SCHOOL	10	107000	FERN ELEM	400	37335	MENSTRUAL PRODUCTS	1,104
		107000 Total					162,670
SCHOOL	10	108000	HAAHAIONE ELEM	100	42100	WEIGHTED STUDENT FORMULA	103,032
SCHOOL	10	108000	HAAHAIONE ELEM	150	17100	SPECIAL EDUCATION PER PUPIL ALLOCATION	5,221
SCHOOL	10	108000	HAAHAIONE ELEM	400	37335	MENSTRUAL PRODUCTS	130
		108000 Total					108,383
SCHOOL	10	109000	HOKULANI ELEM	100	42100	WEIGHTED STUDENT FORMULA	108,198
SCHOOL	10	109000	HOKULANI ELEM	400	37335	MENSTRUAL PRODUCTS	900
		109000 Total					109,098
SCHOOL	10	110000	JARRETT MIDDLE	100	15849	VOCATIONAL & APPLIED TECHNOLOGY	2,099
SCHOOL	10	110000	JARRETT MIDDLE	100	42100	WEIGHTED STUDENT FORMULA	90,710
SCHOOL	10	110000	JARRETT MIDDLE	150	17100	SPECIAL EDUCATION PER PUPIL ALLOCATION	4,256
SCHOOL	10	110000	JARRETT MIDDLE	400	37335	MENSTRUAL PRODUCTS	76
		110000 Total					97,141
SCHOOL	10	111000	JEFFERSON ELEM	100	42100	WEIGHTED STUDENT FORMULA	83,947
SCHOOL	10	111000	JEFFERSON ELEM	150	17100	SPECIAL EDUCATION PER PUPIL ALLOCATION	137,935
		111000 Total					221,882
SCHOOL	10	112000	KAHUMANU ELEM	100	42100	WEIGHTED STUDENT FORMULA	70,773
SCHOOL	10	112000	KAHUMANU ELEM	150	17100	SPECIAL EDUCATION PER PUPIL ALLOCATION	18,966
SCHOOL	10	112000	KAHUMANU ELEM	400	37335	MENSTRUAL PRODUCTS	1
		112000 Total					89,740
SCHOOL	10	113000	KAEWAI ELEM	100	42100	WEIGHTED STUDENT FORMULA	-94
SCHOOL	10	113000	KAEWAI ELEM	150	17100	SPECIAL EDUCATION PER PUPIL ALLOCATION	517
		113000 Total					423
SCHOOL	10	114000	KAHALA ELEM	100	42100	WEIGHTED STUDENT FORMULA	407,114
SCHOOL	10	114000	KAHALA ELEM	150	17100	SPECIAL EDUCATION PER PUPIL ALLOCATION	54,153
SCHOOL	10	114000	KAHALA ELEM	400	37335	MENSTRUAL PRODUCTS	718
		114000 Total					461,985
SCHOOL	10	115000	KAIMUKI HIGH	100	15849	VOCATIONAL & APPLIED TECHNOLOGY	4,235
SCHOOL	10	115000	KAIMUKI HIGH	100	16158	JR RES OFFICER TRNG CORP	1,802
SCHOOL	10	115000	KAIMUKI HIGH	100	16770	LEARNING CENTERS	-2,951
SCHOOL	10	115000	KAIMUKI HIGH	100	16817	EARLY COLLEGE	5,401
SCHOOL	10	115000	KAIMUKI HIGH	100	18864	ALTERNATIVE PROGRAMS	270
SCHOOL	10	115000	KAIMUKI HIGH	100	27000	ATHLETICS-TRANSPORTATION	8,132
SCHOOL	10	115000	KAIMUKI HIGH	100	27100	ATHLETICS-SALARY	43,000
SCHOOL	10	115000	KAIMUKI HIGH	100	27300	ATHLETICS-GENDER EQUITY	5,768
SCHOOL	10	115000	KAIMUKI HIGH	100	27400	ATHLETICS-SUPPLIES & EQUIP	336

Department of Education
General Fund Carryover Report by School, Complex Area, and Office
BFY 2023 to BFY 2024

Level	Dist	Org Id	Org Id Descript	EDN	Program ID	Program Descript	Amount of Carryover
SCHOOL	10	115000	KAIMUKI HIGH	100	27480	ATHLETIC TRAINERS	27
SCHOOL	10	115000	KAIMUKI HIGH	100	42100	WEIGHTED STUDENT FORMULA	223,952
SCHOOL	10	115000	KAIMUKI HIGH	400	37335	MENSTRUAL PRODUCTS	476
SCHOOL	10	115000	KAIMUKI HIGH	400	37721	ATHLETIC TRAVEL	8
			115000 Total				290,456
SCHOOL	10	116000	KAIMUKI MIDDLE	100	15849	VOCATIONAL & APPLIED TECHNOLOGY	140
SCHOOL	10	116000	KAIMUKI MIDDLE	100	42100	WEIGHTED STUDENT FORMULA	269,392
SCHOOL	10	116000	KAIMUKI MIDDLE	150	17100	SPECIAL EDUCATION PER PUPIL ALLOCATION	2,295
SCHOOL	10	116000	KAIMUKI MIDDLE	400	37335	MENSTRUAL PRODUCTS	13,253
			116000 Total				285,080
SCHOOL	10	117000	KAIULANI ELEM	100	42100	WEIGHTED STUDENT FORMULA	96,689
SCHOOL	10	117000	KAIULANI ELEM	150	17100	SPECIAL EDUCATION PER PUPIL ALLOCATION	40,285
SCHOOL	10	117000	KAIULANI ELEM	400	37335	MENSTRUAL PRODUCTS	1
			117000 Total				136,975
SCHOOL	10	118000	KALAKAUA MIDDLE	100	42100	WEIGHTED STUDENT FORMULA	111,107
SCHOOL	10	118000	KALAKAUA MIDDLE	150	17100	SPECIAL EDUCATION PER PUPIL ALLOCATION	18,789
SCHOOL	10	118000	KALAKAUA MIDDLE	400	37335	MENSTRUAL PRODUCTS	127
SCHOOL	10	118000	KALAKAUA MIDDLE	500	45005	REACH PROGRAM	13
			118000 Total				130,036
SCHOOL	10	119000	KALANI HIGH	100	16817	EARLY COLLEGE	12,300
SCHOOL	10	119000	KALANI HIGH	100	27100	ATHLETICS-SALARY	57,384
SCHOOL	10	119000	KALANI HIGH	100	27300	ATHLETICS-GENDER EQUITY	293
SCHOOL	10	119000	KALANI HIGH	100	27480	ATHLETIC TRAINERS	6,181
SCHOOL	10	119000	KALANI HIGH	100	42100	WEIGHTED STUDENT FORMULA	372,115
SCHOOL	10	119000	KALANI HIGH	150	17100	SPECIAL EDUCATION PER PUPIL ALLOCATION	88,425
SCHOOL	10	119000	KALANI HIGH	400	37335	MENSTRUAL PRODUCTS	18,739
			119000 Total				555,437
SCHOOL	10	120000	KALIH ELEM	100	42100	WEIGHTED STUDENT FORMULA	131,358
SCHOOL	10	120000	KALIH ELEM	150	17100	SPECIAL EDUCATION PER PUPIL ALLOCATION	19,011
SCHOOL	10	120000	KALIH ELEM	400	37335	MENSTRUAL PRODUCTS	9
			120000 Total				150,378
SCHOOL	10	121000	KALIH KAI ELEM	100	42100	WEIGHTED STUDENT FORMULA	148,879
SCHOOL	10	121000	KALIH KAI ELEM	150	17100	SPECIAL EDUCATION PER PUPIL ALLOCATION	140,711
SCHOOL	10	121000	KALIH KAI ELEM	400	37335	MENSTRUAL PRODUCTS	1,619
			121000 Total				291,209
SCHOOL	10	122000	KALIH UKA ELEM	100	42100	WEIGHTED STUDENT FORMULA	79,717
SCHOOL	10	122000	KALIH UKA ELEM	400	37335	MENSTRUAL PRODUCTS	14
			122000 Total				79,731
SCHOOL	10	123000	KALIH WAENA ELEM	100	42100	WEIGHTED STUDENT FORMULA	120,830
SCHOOL	10	123000	KALIH WAENA ELEM	150	17100	SPECIAL EDUCATION PER PUPIL ALLOCATION	24,809
SCHOOL	10	123000	KALIH WAENA ELEM	400	37335	MENSTRUAL PRODUCTS	4

Department of Education
 General Fund Carryover Report by School, Complex Area, and Office
 BFY 2023 to BFY 2024

Level	Dist	Org Id	Org Id Descript	EDN	Program ID	Program Descript	Amount of Carryover
123000 Total							145,643
SCHOOL	10	124000	KAPALAMA ELEM	100	42100	WEIGHTED STUDENT FORMULA	168,903
SCHOOL	10	124000	KAPALAMA ELEM	150	17100	SPECIAL EDUCATION PER PUPIL ALLOCATION	158,231
SCHOOL	10	124000	KAPALAMA ELEM	400	37335	MENSTRUAL PRODUCTS	1,802
124000 Total							328,936
SCHOOL	10	125000	KAULUWELA ELEM	100	42100	WEIGHTED STUDENT FORMULA	129,463
SCHOOL	10	125000	KAULUWELA ELEM	150	17100	SPECIAL EDUCATION PER PUPIL ALLOCATION	136,480
SCHOOL	10	125000	KAULUWELA ELEM	400	37335	MENSTRUAL PRODUCTS	1,140
125000 Total							267,083
SCHOOL	10	126000	KAWANANAKOA MIDDLE	100	42100	WEIGHTED STUDENT FORMULA	205,606
SCHOOL	10	126000	KAWANANAKOA MIDDLE	150	17100	SPECIAL EDUCATION PER PUPIL ALLOCATION	38,982
SCHOOL	10	126000	KAWANANAKOA MIDDLE	400	37335	MENSTRUAL PRODUCTS	8,970
SCHOOL	10	126000	KAWANANAKOA MIDDLE	500	45005	REACH PROGRAM	351
126000 Total							253,909
SCHOOL	10	127000	KOKO HEAD ELEM	100	42100	WEIGHTED STUDENT FORMULA	125,431
SCHOOL	10	127000	KOKO HEAD ELEM	150	17100	SPECIAL EDUCATION PER PUPIL ALLOCATION	15,462
SCHOOL	10	127000	KOKO HEAD ELEM	400	37335	MENSTRUAL PRODUCTS	661
127000 Total							141,554
SCHOOL	10	128000	KUHIO ELEM	100	42100	WEIGHTED STUDENT FORMULA	201,671
SCHOOL	10	128000	KUHIO ELEM	150	17100	SPECIAL EDUCATION PER PUPIL ALLOCATION	3,337
SCHOOL	10	128000	KUHIO ELEM	400	37335	MENSTRUAL PRODUCTS	368
128000 Total							205,376
SCHOOL	10	129000	LANAKILA ELEM	100	42100	WEIGHTED STUDENT FORMULA	110,107
SCHOOL	10	129000	LANAKILA ELEM	150	17100	SPECIAL EDUCATION PER PUPIL ALLOCATION	88,811
SCHOOL	10	129000	LANAKILA ELEM	400	37335	MENSTRUAL PRODUCTS	347
129000 Total							199,265
SCHOOL	10	130000	LIHOLIHO ELEM	100	42100	WEIGHTED STUDENT FORMULA	149,546
SCHOOL	10	130000	LIHOLIHO ELEM	150	17100	SPECIAL EDUCATION PER PUPIL ALLOCATION	-440
SCHOOL	10	130000	LIHOLIHO ELEM	400	37335	MENSTRUAL PRODUCTS	68
130000 Total							149,174
SCHOOL	10	131000	LIKELIKE ELEM	100	42100	WEIGHTED STUDENT FORMULA	54,355
SCHOOL	10	131000	LIKELIKE ELEM	150	17100	SPECIAL EDUCATION PER PUPIL ALLOCATION	3,109
SCHOOL	10	131000	LIKELIKE ELEM	400	37335	MENSTRUAL PRODUCTS	11
131000 Total							57,475
SCHOOL	10	133000	LINAPUNI ELEM	100	42100	WEIGHTED STUDENT FORMULA	62,386
SCHOOL	10	133000	LINAPUNI ELEM	150	17100	SPECIAL EDUCATION PER PUPIL ALLOCATION	10,778
133000 Total							73,164
SCHOOL	10	134000	LINCOLN ELEM	100	42100	WEIGHTED STUDENT FORMULA	126,181
SCHOOL	10	134000	LINCOLN ELEM	150	17100	SPECIAL EDUCATION PER PUPIL ALLOCATION	4,097
SCHOOL	10	134000	LINCOLN ELEM	400	37335	MENSTRUAL PRODUCTS	846
134000 Total							131,124

Department of Education
 General Fund Carryover Report by School, Complex Area, and Office
 BFY 2023 to BFY 2024

Level	Dist	Org Id	Org Id Descript	EDN	Program ID	Program Descript	Amount of Carryover
SCHOOL	10	135000	LUNALILO ELEM	100	42100	WEIGHTED STUDENT FORMULA	112,199
SCHOOL	10	135000	LUNALILO ELEM	150	17100	SPECIAL EDUCATION PER PUPIL ALLOCATION	8,024
SCHOOL	10	135000	LUNALILO ELEM	400	37335	MENSTRUAL PRODUCTS	40
		135000 Total					120,263
SCHOOL	10	136000	MAEMAE ELEM	100	42100	WEIGHTED STUDENT FORMULA	198,685
SCHOOL	10	136000	MAEMAE ELEM	150	17100	SPECIAL EDUCATION PER PUPIL ALLOCATION	37,123
SCHOOL	10	136000	MAEMAE ELEM	400	37335	MENSTRUAL PRODUCTS	5
		136000 Total					235,813
SCHOOL	10	137000	MANOA ELEM	100	42100	WEIGHTED STUDENT FORMULA	83,991
SCHOOL	10	137000	MANOA ELEM	150	17100	SPECIAL EDUCATION PER PUPIL ALLOCATION	6,174
SCHOOL	10	137000	MANOA ELEM	400	37335	MENSTRUAL PRODUCTS	943
		137000 Total					91,108
SCHOOL	10	138000	MCKINLEY HIGH	100	15849	VOCATIONAL & APPLIED TECHNOLOGY	7,252
SCHOOL	10	138000	MCKINLEY HIGH	100	16158	JR RES OFFICER TRNG CORP	4
SCHOOL	10	138000	MCKINLEY HIGH	100	16770	LEARNING CENTERS	8,834
SCHOOL	10	138000	MCKINLEY HIGH	100	27100	ATHLETICS-SALARY	70,104
SCHOOL	10	138000	MCKINLEY HIGH	100	27300	ATHLETICS-GENDER EQUITY	714
SCHOOL	10	138000	MCKINLEY HIGH	100	27400	ATHLETICS-SUPPLIES & EQUIP	1,125
SCHOOL	10	138000	MCKINLEY HIGH	100	27480	ATHLETIC TRAINERS	870
SCHOOL	10	138000	MCKINLEY HIGH	100	42100	WEIGHTED STUDENT FORMULA	445,435
SCHOOL	10	138000	MCKINLEY HIGH	150	17100	SPECIAL EDUCATION PER PUPIL ALLOCATION	254,296
SCHOOL	10	138000	MCKINLEY HIGH	400	37335	MENSTRUAL PRODUCTS	15,926
SCHOOL	10	138000	MCKINLEY HIGH	400	37721	ATHLETIC TRAVEL	127
		138000 Total					804,687
SCHOOL	10	139000	NIU VALLEY MIDDLE	100	42100	WEIGHTED STUDENT FORMULA	154,705
SCHOOL	10	139000	NIU VALLEY MIDDLE	150	17100	SPECIAL EDUCATION PER PUPIL ALLOCATION	124,422
SCHOOL	10	139000	NIU VALLEY MIDDLE	400	37335	MENSTRUAL PRODUCTS	10,553
SCHOOL	10	139000	NIU VALLEY MIDDLE	500	45005	REACH PROGRAM	-240
		139000 Total					289,440
SCHOOL	10	140000	NOELANI ELEM	100	42100	WEIGHTED STUDENT FORMULA	216,879
SCHOOL	10	140000	NOELANI ELEM	150	17100	SPECIAL EDUCATION PER PUPIL ALLOCATION	73,263
SCHOOL	10	140000	NOELANI ELEM	400	37335	MENSTRUAL PRODUCTS	129
		140000 Total					290,271
SCHOOL	10	141000	NUUANU ELEM	100	42100	WEIGHTED STUDENT FORMULA	259,882
SCHOOL	10	141000	NUUANU ELEM	150	17100	SPECIAL EDUCATION PER PUPIL ALLOCATION	23,676
SCHOOL	10	141000	NUUANU ELEM	400	37335	MENSTRUAL PRODUCTS	732
		141000 Total					284,290
SCHOOL	10	142000	PALOLO ELEM	100	42100	WEIGHTED STUDENT FORMULA	73,145
SCHOOL	10	142000	PALOLO ELEM	150	17100	SPECIAL EDUCATION PER PUPIL ALLOCATION	45,177
		142000 Total					118,322
SCHOOL	10	143000	PAUOA ELEM	100	42100	WEIGHTED STUDENT FORMULA	104,859

Department of Education
General Fund Carryover Report by School, Complex Area, and Office
BFY 2023 to BFY 2024

Level	Dist	Org Id	Org Id Descript	EDN	Program ID	Program Descript	Amount of Carryover
SCHOOL	10	143000	PAUOA ELEM	150	17100	SPECIAL EDUCATION PER PUPIL ALLOCATION	-11,378
SCHOOL	10	143000	PAUOA ELEM	400	37335	MENSTRUAL PRODUCTS	1,104
		143000 Total					94,585
SCHOOL	10	145000	PUUHALE ELEM	100	42100	WEIGHTED STUDENT FORMULA	89,015
SCHOOL	10	145000	PUUHALE ELEM	150	17100	SPECIAL EDUCATION PER PUPIL ALLOCATION	52,529
SCHOOL	10	145000	PUUHALE ELEM	400	37335	MENSTRUAL PRODUCTS	12
		145000 Total					141,556
SCHOOL	10	146000	ROOSEVELT HIGH	100	15849	VOCATIONAL & APPLIED TECHNOLOGY	7,225
SCHOOL	10	146000	ROOSEVELT HIGH	100	16770	LEARNING CENTERS	11,390
SCHOOL	10	146000	ROOSEVELT HIGH	100	16817	EARLY COLLEGE	54
SCHOOL	10	146000	ROOSEVELT HIGH	100	18864	ALTERNATIVE PROGRAMS	1
SCHOOL	10	146000	ROOSEVELT HIGH	100	27000	ATHLETICS-TRANSPORTATION	34,892
SCHOOL	10	146000	ROOSEVELT HIGH	100	27100	ATHLETICS-SALARY	79,963
SCHOOL	10	146000	ROOSEVELT HIGH	100	27300	ATHLETICS-GENDER EQUITY	27,694
SCHOOL	10	146000	ROOSEVELT HIGH	100	27400	ATHLETICS-SUPPLIES & EQUIP	229
SCHOOL	10	146000	ROOSEVELT HIGH	100	27480	ATHLETIC TRAINERS	30
SCHOOL	10	146000	ROOSEVELT HIGH	100	42100	WEIGHTED STUDENT FORMULA	832,285
SCHOOL	10	146000	ROOSEVELT HIGH	150	17100	SPECIAL EDUCATION PER PUPIL ALLOCATION	223,634
SCHOOL	10	146000	ROOSEVELT HIGH	400	37335	MENSTRUAL PRODUCTS	20,374
		146000 Total					1,237,771
SCHOOL	10	147000	ROYAL ELEM	100	42100	WEIGHTED STUDENT FORMULA	410,618
SCHOOL	10	147000	ROYAL ELEM	150	17100	SPECIAL EDUCATION PER PUPIL ALLOCATION	248,346
SCHOOL	10	147000	ROYAL ELEM	400	37335	MENSTRUAL PRODUCTS	57
		147000 Total					659,021
SCHOOL	10	148000	STEVENSON MIDDLE	100	15849	VOCATIONAL & APPLIED TECHNOLOGY	1,424
SCHOOL	10	148000	STEVENSON MIDDLE	100	42100	WEIGHTED STUDENT FORMULA	194,817
SCHOOL	10	148000	STEVENSON MIDDLE	150	17100	SPECIAL EDUCATION PER PUPIL ALLOCATION	-476
SCHOOL	10	148000	STEVENSON MIDDLE	400	37335	MENSTRUAL PRODUCTS	11,109
SCHOOL	10	148000	STEVENSON MIDDLE	500	45005	REACH PROGRAM	1,309
		148000 Total					208,183
SCHOOL	10	150000	WAIKIKI ELEM	100	42100	WEIGHTED STUDENT FORMULA	-119,807
SCHOOL	10	150000	WAIKIKI ELEM	150	17100	SPECIAL EDUCATION PER PUPIL ALLOCATION	17,074
SCHOOL	10	150000	WAIKIKI ELEM	400	37335	MENSTRUAL PRODUCTS	1,340
SCHOOL	10	150000	WAIKIKI ELEM	500	45005	REACH PROGRAM	-2,577
		150000 Total					-103,970
SCHOOL	10	152000	WASHINGTON MIDDLE	100	12642	RESOURCES FOR NEW FACILITIES-REG EDUC	21
SCHOOL	10	152000	WASHINGTON MIDDLE	100	42100	WEIGHTED STUDENT FORMULA	284,359
SCHOOL	10	152000	WASHINGTON MIDDLE	150	17100	SPECIAL EDUCATION PER PUPIL ALLOCATION	122,131
SCHOOL	10	152000	WASHINGTON MIDDLE	400	37335	MENSTRUAL PRODUCTS	3,061
		152000 Total					409,572
SCHOOL	10	153000	WILSON ELEM	100	42100	WEIGHTED STUDENT FORMULA	156,876

Department of Education
General Fund Carryover Report by School, Complex Area, and Office
BFY 2023 to BFY 2024

Level	Dist	Org Id	Org Id Descript	EDN	Program ID	Program Descript	Amount of Carryover
SCHOOL	10	153000	WILSON ELEM	150	17100	SPECIAL EDUCATION PER PUPIL ALLOCATION	32,910
SCHOOL	10	153000	WILSON ELEM	400	37335	MENSTRUAL PRODUCTS	49
		153000 Total					189,835
SCHOOL	10	154000	KAISER HIGH	100	15849	VOCATIONAL & APPLIED TECHNOLOGY	4,918
SCHOOL	10	154000	KAISER HIGH	100	16770	LEARNING CENTERS	14,743
SCHOOL	10	154000	KAISER HIGH	100	27000	ATHLETICS-TRANSPORTATION	32,242
SCHOOL	10	154000	KAISER HIGH	100	27100	ATHLETICS-SALARY	69,971
SCHOOL	10	154000	KAISER HIGH	100	27300	ATHLETICS-GENDER EQUITY	1,589
SCHOOL	10	154000	KAISER HIGH	100	27400	ATHLETICS-SUPPLIES & EQUIP	27,793
SCHOOL	10	154000	KAISER HIGH	100	27480	ATHLETIC TRAINERS	1,109
SCHOOL	10	154000	KAISER HIGH	100	42100	WEIGHTED STUDENT FORMULA	302,189
SCHOOL	10	154000	KAISER HIGH	150	17100	SPECIAL EDUCATION PER PUPIL ALLOCATION	43,332
SCHOOL	10	154000	KAISER HIGH	400	37335	MENSTRUAL PRODUCTS	15,326
SCHOOL	10	154000	KAISER HIGH	400	37721	ATHLETIC TRAVEL	1,905
		154000 Total					515,117
SCHOOL	10	155000	KAMILOIKI ELEM	100	42100	WEIGHTED STUDENT FORMULA	119,535
SCHOOL	10	155000	KAMILOIKI ELEM	150	17100	SPECIAL EDUCATION PER PUPIL ALLOCATION	113,158
SCHOOL	10	155000	KAMILOIKI ELEM	400	37335	MENSTRUAL PRODUCTS	4
		155000 Total					232,697
SCHOOL	10	470000	HAWAII SCHOOL FOR THE DEAF & THE BLIND	100	27000	ATHLETICS-TRANSPORTATION	1,968
SCHOOL	10	470000	HAWAII SCHOOL FOR THE DEAF & THE BLIND	100	27100	ATHLETICS-SALARY	3,074
SCHOOL	10	470000	HAWAII SCHOOL FOR THE DEAF & THE BLIND	100	27400	ATHLETICS-SUPPLIES & EQUIP	1,962
SCHOOL	10	470000	HAWAII SCHOOL FOR THE DEAF & THE BLIND	150	17201	HAWAII SCHOOL FOR THE DEAF AND BLIND	7,545
SCHOOL	10	470000	HAWAII SCHOOL FOR THE DEAF & THE BLIND	400	37335	MENSTRUAL PRODUCTS	625
SCHOOL	10	470000	HAWAII SCHOOL FOR THE DEAF & THE BLIND	400	37721	ATHLETIC TRAVEL	1,669
		470000 Total					16,843
SCHOOL	20	200000	AIEA ELEM	100	42100	WEIGHTED STUDENT FORMULA	86,520
SCHOOL	20	200000	AIEA ELEM	150	17100	SPECIAL EDUCATION PER PUPIL ALLOCATION	31,048
SCHOOL	20	200000	AIEA ELEM	400	37335	MENSTRUAL PRODUCTS	2
		200000 Total					117,570
SCHOOL	20	201000	AIEA INTER	100	12642	RESOURCES FOR NEW FACILITIES-REG EDUC	20,000
SCHOOL	20	201000	AIEA INTER	100	15849	VOCATIONAL & APPLIED TECHNOLOGY	12
SCHOOL	20	201000	AIEA INTER	100	42100	WEIGHTED STUDENT FORMULA	119,802
SCHOOL	20	201000	AIEA INTER	150	17100	SPECIAL EDUCATION PER PUPIL ALLOCATION	6,019
SCHOOL	20	201000	AIEA INTER	400	37335	MENSTRUAL PRODUCTS	40
SCHOOL	20	201000	AIEA INTER	500	45005	REACH PROGRAM	270
		201000 Total					146,143
SCHOOL	20	202000	AIEA HIGH	100	15849	VOCATIONAL & APPLIED TECHNOLOGY	6,107
SCHOOL	20	202000	AIEA HIGH	100	16158	JR RES OFFICER TRNG CORP	73
SCHOOL	20	202000	AIEA HIGH	100	27000	ATHLETICS-TRANSPORTATION	16,881
SCHOOL	20	202000	AIEA HIGH	100	27100	ATHLETICS-SALARY	7,068

Department of Education
General Fund Carryover Report by School, Complex Area, and Office
BFY 2023 to BFY 2024

Level	Dist	Org Id	Org Id Descript	EDN	Program ID	Program Descript	Amount of Carryover
SCHOOL	20	202000	AIEA HIGH	100	27300	ATHLETICS-GENDER EQUITY	7,075
SCHOOL	20	202000	AIEA HIGH	100	27400	ATHLETICS-SUPPLIES & EQUIP	17
SCHOOL	20	202000	AIEA HIGH	100	27480	ATHLETIC TRAINERS	2,871
SCHOOL	20	202000	AIEA HIGH	100	42100	WEIGHTED STUDENT FORMULA	215,828
SCHOOL	20	202000	AIEA HIGH	150	17100	SPECIAL EDUCATION PER PUPIL ALLOCATION	16,814
SCHOOL	20	202000	AIEA HIGH	400	37335	MENSTRUAL PRODUCTS	14,828
SCHOOL	20	202000	AIEA HIGH	400	37721	ATHLETIC TRAVEL	299
		202000 Total					287,861
SCHOOL	20	203000	ALIAMANU ELEM	100	42100	WEIGHTED STUDENT FORMULA	174,404
SCHOOL	20	203000	ALIAMANU ELEM	150	17100	SPECIAL EDUCATION PER PUPIL ALLOCATION	916
		203000 Total					175,320
SCHOOL	20	204000	ALIAMANU MIDDLE	100	15849	VOCATIONAL & APPLIED TECHNOLOGY	35
SCHOOL	20	204000	ALIAMANU MIDDLE	100	42100	WEIGHTED STUDENT FORMULA	213,944
SCHOOL	20	204000	ALIAMANU MIDDLE	150	17100	SPECIAL EDUCATION PER PUPIL ALLOCATION	8,775
SCHOOL	20	204000	ALIAMANU MIDDLE	400	37335	MENSTRUAL PRODUCTS	750
SCHOOL	20	204000	ALIAMANU MIDDLE	500	45005	REACH PROGRAM	2,713
		204000 Total					226,217
SCHOOL	20	206000	HALEIWA ELEM	100	42100	WEIGHTED STUDENT FORMULA	46,802
SCHOOL	20	206000	HALEIWA ELEM	150	17100	SPECIAL EDUCATION PER PUPIL ALLOCATION	36,496
SCHOOL	20	206000	HALEIWA ELEM	400	37335	MENSTRUAL PRODUCTS	78
		206000 Total					83,376
SCHOOL	20	207000	INOUYE ELEM	100	42100	WEIGHTED STUDENT FORMULA	189,859
SCHOOL	20	207000	INOUYE ELEM	150	17100	SPECIAL EDUCATION PER PUPIL ALLOCATION	152,250
SCHOOL	20	207000	INOUYE ELEM	400	37335	MENSTRUAL PRODUCTS	946
		207000 Total					343,055
SCHOOL	20	208000	HELEMANO ELEM	100	42100	WEIGHTED STUDENT FORMULA	38,092
SCHOOL	20	208000	HELEMANO ELEM	150	17100	SPECIAL EDUCATION PER PUPIL ALLOCATION	67,662
SCHOOL	20	208000	HELEMANO ELEM	400	37335	MENSTRUAL PRODUCTS	1,030
		208000 Total					106,784
SCHOOL	20	209000	HICKAM ELEM	100	42100	WEIGHTED STUDENT FORMULA	21,680
SCHOOL	20	209000	HICKAM ELEM	400	37335	MENSTRUAL PRODUCTS	272
		209000 Total					21,952
SCHOOL	20	210000	ILIAHI ELEM	100	42100	WEIGHTED STUDENT FORMULA	86,417
SCHOOL	20	210000	ILIAHI ELEM	150	17100	SPECIAL EDUCATION PER PUPIL ALLOCATION	79,386
SCHOOL	20	210000	ILIAHI ELEM	400	37335	MENSTRUAL PRODUCTS	45
		210000 Total					165,848
SCHOOL	20	211000	KAALA ELEM	100	42100	WEIGHTED STUDENT FORMULA	97,990
SCHOOL	20	211000	KAALA ELEM	150	17100	SPECIAL EDUCATION PER PUPIL ALLOCATION	68,794
SCHOOL	20	211000	KAALA ELEM	400	37335	MENSTRUAL PRODUCTS	1,435
		211000 Total					168,219
SCHOOL	20	212000	KIPAPA ELEM	100	42100	WEIGHTED STUDENT FORMULA	158,216

Department of Education
General Fund Carryover Report by School, Complex Area, and Office
BFY 2023 to BFY 2024

Level	Dist	Org Id	Org Id Descript	EDN	Program ID	Program Descript	Amount of Carryover
SCHOOL	20	212000	KIPAPA ELEM	150	17100	SPECIAL EDUCATION PER PUPIL ALLOCATION	55,498
SCHOOL	20	212000	KIPAPA ELEM	400	37335	MENSTRUAL PRODUCTS	4
		212000 Total					213,718
SCHOOL	20	214000	LEILEHUA HIGH	100	15849	VOCATIONAL & APPLIED TECHNOLOGY	4,564
SCHOOL	20	214000	LEILEHUA HIGH	100	16158	JR RES OFFICER TRNG CORP	1,800
SCHOOL	20	214000	LEILEHUA HIGH	100	16770	LEARNING CENTERS	2,511
SCHOOL	20	214000	LEILEHUA HIGH	100	16817	EARLY COLLEGE	14,300
SCHOOL	20	214000	LEILEHUA HIGH	100	18864	ALTERNATIVE PROGRAMS	3,434
SCHOOL	20	214000	LEILEHUA HIGH	100	27000	ATHLETICS-TRANSPORTATION	40,031
SCHOOL	20	214000	LEILEHUA HIGH	100	27100	ATHLETICS-SALARY	120,021
SCHOOL	20	214000	LEILEHUA HIGH	100	27300	ATHLETICS-GENDER EQUITY	15,307
SCHOOL	20	214000	LEILEHUA HIGH	100	27400	ATHLETICS-SUPPLIES & EQUIP	4,136
SCHOOL	20	214000	LEILEHUA HIGH	100	27480	ATHLETIC TRAINERS	11
SCHOOL	20	214000	LEILEHUA HIGH	100	42100	WEIGHTED STUDENT FORMULA	288,833
SCHOOL	20	214000	LEILEHUA HIGH	150	17100	SPECIAL EDUCATION PER PUPIL ALLOCATION	92,569
SCHOOL	20	214000	LEILEHUA HIGH	400	37335	MENSTRUAL PRODUCTS	12,986
		214000 Total					600,503
SCHOOL	20	215000	MAKALAPA ELEM	100	42100	WEIGHTED STUDENT FORMULA	245,056
SCHOOL	20	215000	MAKALAPA ELEM	150	17100	SPECIAL EDUCATION PER PUPIL ALLOCATION	17,217
SCHOOL	20	215000	MAKALAPA ELEM	400	37335	MENSTRUAL PRODUCTS	2,259
		215000 Total					264,532
SCHOOL	20	216000	MILILANI HIGH	100	15849	VOCATIONAL & APPLIED TECHNOLOGY	16,042
SCHOOL	20	216000	MILILANI HIGH	100	16158	JR RES OFFICER TRNG CORP	508
SCHOOL	20	216000	MILILANI HIGH	100	16770	LEARNING CENTERS	5,272
SCHOOL	20	216000	MILILANI HIGH	100	16817	EARLY COLLEGE	12,300
SCHOOL	20	216000	MILILANI HIGH	100	18864	ALTERNATIVE PROGRAMS	2,205
SCHOOL	20	216000	MILILANI HIGH	100	27000	ATHLETICS-TRANSPORTATION	3,684
SCHOOL	20	216000	MILILANI HIGH	100	27100	ATHLETICS-SALARY	-7,181
SCHOOL	20	216000	MILILANI HIGH	100	27300	ATHLETICS-GENDER EQUITY	3,889
SCHOOL	20	216000	MILILANI HIGH	100	27400	ATHLETICS-SUPPLIES & EQUIP	5,841
SCHOOL	20	216000	MILILANI HIGH	100	27480	ATHLETIC TRAINERS	1,340
SCHOOL	20	216000	MILILANI HIGH	100	42100	WEIGHTED STUDENT FORMULA	350,842
SCHOOL	20	216000	MILILANI HIGH	150	17100	SPECIAL EDUCATION PER PUPIL ALLOCATION	181,562
SCHOOL	20	216000	MILILANI HIGH	400	37335	MENSTRUAL PRODUCTS	574
SCHOOL	20	216000	MILILANI HIGH	400	37721	ATHLETIC TRAVEL	31
		216000 Total					576,909
SCHOOL	20	217000	MOANALUA ELEM	100	16725	SCHOOL-MAJOR PURCHASE FY24	145,696
SCHOOL	20	217000	MOANALUA ELEM	100	42100	WEIGHTED STUDENT FORMULA	2,818
SCHOOL	20	217000	MOANALUA ELEM	150	17100	SPECIAL EDUCATION PER PUPIL ALLOCATION	-12,096
SCHOOL	20	217000	MOANALUA ELEM	400	37335	MENSTRUAL PRODUCTS	2,381
		217000 Total					138,799

Department of Education
General Fund Carryover Report by School, Complex Area, and Office
BFY 2023 to BFY 2024

Level	Dist	Org Id	Org Id Descript	EDN	Program ID	Program Descript	Amount of Carryover
SCHOOL	20	218000	MOANALUA HIGH	100	15849	VOCATIONAL & APPLIED TECHNOLOGY	8,034
SCHOOL	20	218000	MOANALUA HIGH	100	16770	LEARNING CENTERS	4,508
SCHOOL	20	218000	MOANALUA HIGH	100	18864	ALTERNATIVE PROGRAMS	400
SCHOOL	20	218000	MOANALUA HIGH	100	27000	ATHLETICS-TRANSPORTATION	2,330
SCHOOL	20	218000	MOANALUA HIGH	100	27100	ATHLETICS-SALARY	34,395
SCHOOL	20	218000	MOANALUA HIGH	100	27300	ATHLETICS-GENDER EQUITY	45
SCHOOL	20	218000	MOANALUA HIGH	100	27400	ATHLETICS-SUPPLIES & EQUIP	785
SCHOOL	20	218000	MOANALUA HIGH	100	27480	ATHLETIC TRAINERS	3,589
SCHOOL	20	218000	MOANALUA HIGH	100	42100	WEIGHTED STUDENT FORMULA	559,708
SCHOOL	20	218000	MOANALUA HIGH	150	17100	SPECIAL EDUCATION PER PUPIL ALLOCATION	81,085
SCHOOL	20	218000	MOANALUA HIGH	400	37335	MENSTRUAL PRODUCTS	25,759
SCHOOL	20	218000	MOANALUA HIGH	400	37721	ATHLETIC TRAVEL	19,336
		218000 Total					739,974
SCHOOL	20	219000	MOANALUA MIDDLE	100	42100	WEIGHTED STUDENT FORMULA	132,513
SCHOOL	20	219000	MOANALUA MIDDLE	150	17100	SPECIAL EDUCATION PER PUPIL ALLOCATION	20,312
SCHOOL	20	219000	MOANALUA MIDDLE	400	37335	MENSTRUAL PRODUCTS	175
SCHOOL	20	219000	MOANALUA MIDDLE	500	45005	REACH PROGRAM	2,045
		219000 Total					155,045
SCHOOL	20	220000	MOKULELE ELEM	100	42100	WEIGHTED STUDENT FORMULA	44,565
SCHOOL	20	220000	MOKULELE ELEM	400	37335	MENSTRUAL PRODUCTS	135
		220000 Total					44,700
SCHOOL	20	221000	NIMITZ ELEM	100	42100	WEIGHTED STUDENT FORMULA	148,647
SCHOOL	20	221000	NIMITZ ELEM	150	17100	SPECIAL EDUCATION PER PUPIL ALLOCATION	62,179
SCHOOL	20	221000	NIMITZ ELEM	400	37335	MENSTRUAL PRODUCTS	1,368
		221000 Total					212,194
SCHOOL	20	222000	PEARL HARBOR ELEM	100	42100	WEIGHTED STUDENT FORMULA	97,928
SCHOOL	20	222000	PEARL HARBOR ELEM	150	17100	SPECIAL EDUCATION PER PUPIL ALLOCATION	9,226
SCHOOL	20	222000	PEARL HARBOR ELEM	400	37335	MENSTRUAL PRODUCTS	1,451
		222000 Total					108,605
SCHOOL	20	223000	PEARL HARBOR KAI ELEM	100	42100	WEIGHTED STUDENT FORMULA	111,231
SCHOOL	20	223000	PEARL HARBOR KAI ELEM	150	17100	SPECIAL EDUCATION PER PUPIL ALLOCATION	24,078
SCHOOL	20	223000	PEARL HARBOR KAI ELEM	400	37335	MENSTRUAL PRODUCTS	191
		223000 Total					135,500
SCHOOL	20	224000	RADFORD HIGH	100	12642	RESOURCES FOR NEW FACILITIES-REG EDUC	5
SCHOOL	20	224000	RADFORD HIGH	100	15849	VOCATIONAL & APPLIED TECHNOLOGY	1,971
SCHOOL	20	224000	RADFORD HIGH	100	16158	JR RES OFFICER TRNG CORP	3,867
SCHOOL	20	224000	RADFORD HIGH	100	16770	LEARNING CENTERS	3,195
SCHOOL	20	224000	RADFORD HIGH	100	27100	ATHLETICS-SALARY	91,880
SCHOOL	20	224000	RADFORD HIGH	100	27400	ATHLETICS-SUPPLIES & EQUIP	18,858
SCHOOL	20	224000	RADFORD HIGH	100	27480	ATHLETIC TRAINERS	1
SCHOOL	20	224000	RADFORD HIGH	100	42100	WEIGHTED STUDENT FORMULA	144,935

Department of Education
General Fund Carryover Report by School, Complex Area, and Office
BFY 2023 to BFY 2024

Level	Dist	Org Id	Org Id Descript	EDN	Program ID	Program Descript	Amount of Carryover
SCHOOL	20	224000	RADFORD HIGH	400	37335	MENSTRUAL PRODUCTS	16,871
SCHOOL	20	224000	RADFORD HIGH	400	37721	ATHLETIC TRAVEL	811
		224000 Total					282,394
SCHOOL	20	225000	RED HILL ELEM	100	42100	WEIGHTED STUDENT FORMULA	143,285
SCHOOL	20	225000	RED HILL ELEM	150	17100	SPECIAL EDUCATION PER PUPIL ALLOCATION	34,360
SCHOOL	20	225000	RED HILL ELEM	400	37335	MENSTRUAL PRODUCTS	13
		225000 Total					177,658
SCHOOL	20	226000	SOLOMON ELEM	100	42100	WEIGHTED STUDENT FORMULA	214,043
SCHOOL	20	226000	SOLOMON ELEM	150	17100	SPECIAL EDUCATION PER PUPIL ALLOCATION	159,385
SCHOOL	20	226000	SOLOMON ELEM	400	37335	MENSTRUAL PRODUCTS	128
		226000 Total					373,556
SCHOOL	20	227000	SCOTT ELEM	100	42100	WEIGHTED STUDENT FORMULA	75,059
SCHOOL	20	227000	SCOTT ELEM	150	17100	SPECIAL EDUCATION PER PUPIL ALLOCATION	39,356
SCHOOL	20	227000	SCOTT ELEM	400	37335	MENSTRUAL PRODUCTS	30
		227000 Total					114,445
SCHOOL	20	228000	SHAFTER ELEM	100	42100	WEIGHTED STUDENT FORMULA	83,417
SCHOOL	20	228000	SHAFTER ELEM	150	17100	SPECIAL EDUCATION PER PUPIL ALLOCATION	35,261
SCHOOL	20	228000	SHAFTER ELEM	400	37335	MENSTRUAL PRODUCTS	269
		228000 Total					118,947
SCHOOL	20	229000	WAHIAWA ELEM	100	42100	WEIGHTED STUDENT FORMULA	133,372
SCHOOL	20	229000	WAHIAWA ELEM	150	17100	SPECIAL EDUCATION PER PUPIL ALLOCATION	57,253
SCHOOL	20	229000	WAHIAWA ELEM	400	37335	MENSTRUAL PRODUCTS	4
		229000 Total					190,629
SCHOOL	20	230000	WAHIAWA MIDDLE	100	42100	WEIGHTED STUDENT FORMULA	70,801
SCHOOL	20	230000	WAHIAWA MIDDLE	150	17100	SPECIAL EDUCATION PER PUPIL ALLOCATION	70,391
SCHOOL	20	230000	WAHIAWA MIDDLE	400	37335	MENSTRUAL PRODUCTS	10,989
		230000 Total					152,181
SCHOOL	20	231000	WAIALUA ELEM	100	15849	VOCATIONAL & APPLIED TECHNOLOGY	371
SCHOOL	20	231000	WAIALUA ELEM	100	42100	WEIGHTED STUDENT FORMULA	134,309
SCHOOL	20	231000	WAIALUA ELEM	150	17100	SPECIAL EDUCATION PER PUPIL ALLOCATION	89,220
SCHOOL	20	231000	WAIALUA ELEM	400	37335	MENSTRUAL PRODUCTS	2,044
		231000 Total					225,944
SCHOOL	20	232000	WAIALUA HIGH & INTER	100	15849	VOCATIONAL & APPLIED TECHNOLOGY	1,414
SCHOOL	20	232000	WAIALUA HIGH & INTER	100	16725	SCHOOL-MAJOR PURCHASE FY24	70,000
SCHOOL	20	232000	WAIALUA HIGH & INTER	100	16770	LEARNING CENTERS	1,876
SCHOOL	20	232000	WAIALUA HIGH & INTER	100	18864	ALTERNATIVE PROGRAMS	3,855
SCHOOL	20	232000	WAIALUA HIGH & INTER	100	27000	ATHLETICS-TRANSPORTATION	36,566
SCHOOL	20	232000	WAIALUA HIGH & INTER	100	27100	ATHLETICS-SALARY	64,615
SCHOOL	20	232000	WAIALUA HIGH & INTER	100	27300	ATHLETICS-GENDER EQUITY	111
SCHOOL	20	232000	WAIALUA HIGH & INTER	100	27400	ATHLETICS-SUPPLIES & EQUIP	2,199
SCHOOL	20	232000	WAIALUA HIGH & INTER	100	27480	ATHLETIC TRAINERS	3,242

Department of Education
General Fund Carryover Report by School, Complex Area, and Office
BFY 2023 to BFY 2024

Level	Dist	Org Id	Org Id Descript	EDN	Program ID	Program Descript	Amount of Carryover
SCHOOL	20	232000	WAIALUA HIGH & INTER	100	42100	WEIGHTED STUDENT FORMULA	167,262
SCHOOL	20	232000	WAIALUA HIGH & INTER	150	17100	SPECIAL EDUCATION PER PUPIL ALLOCATION	44,451
SCHOOL	20	232000	WAIALUA HIGH & INTER	400	37335	MENSTRUAL PRODUCTS	8,076
SCHOOL	20	232000	WAIALUA HIGH & INTER	400	37721	ATHLETIC TRAVEL	17,734
SCHOOL	20	232000	WAIALUA HIGH & INTER	500	45005	REACH PROGRAM	2,767
		232000 Total					424,168
SCHOOL	20	233000	WAIMALU ELEM	100	42100	WEIGHTED STUDENT FORMULA	94,781
SCHOOL	20	233000	WAIMALU ELEM	150	17100	SPECIAL EDUCATION PER PUPIL ALLOCATION	32,029
SCHOOL	20	233000	WAIMALU ELEM	400	37335	MENSTRUAL PRODUCTS	12
		233000 Total					126,822
SCHOOL	20	234000	MILILANI WAENA ELEM	100	42100	WEIGHTED STUDENT FORMULA	198,844
SCHOOL	20	234000	MILILANI WAENA ELEM	150	17100	SPECIAL EDUCATION PER PUPIL ALLOCATION	64,491
SCHOOL	20	234000	MILILANI WAENA ELEM	400	37335	MENSTRUAL PRODUCTS	2,108
		234000 Total					265,443
SCHOOL	20	235000	WEBLING ELEM	100	42100	WEIGHTED STUDENT FORMULA	130,342
SCHOOL	20	235000	WEBLING ELEM	150	17100	SPECIAL EDUCATION PER PUPIL ALLOCATION	30,250
SCHOOL	20	235000	WEBLING ELEM	400	37335	MENSTRUAL PRODUCTS	5
		235000 Total					160,597
SCHOOL	20	236000	WHEELER ELEM	100	42100	WEIGHTED STUDENT FORMULA	190,914
SCHOOL	20	236000	WHEELER ELEM	150	17100	SPECIAL EDUCATION PER PUPIL ALLOCATION	136,854
SCHOOL	20	236000	WHEELER ELEM	400	37335	MENSTRUAL PRODUCTS	1,353
		236000 Total					329,121
SCHOOL	20	237000	WHEELER MIDDLE	100	15849	VOCATIONAL & APPLIED TECHNOLOGY	3,438
SCHOOL	20	237000	WHEELER MIDDLE	100	42100	WEIGHTED STUDENT FORMULA	131,724
SCHOOL	20	237000	WHEELER MIDDLE	150	17100	SPECIAL EDUCATION PER PUPIL ALLOCATION	78,571
SCHOOL	20	237000	WHEELER MIDDLE	400	37335	MENSTRUAL PRODUCTS	6,969
		237000 Total					220,702
SCHOOL	20	238000	MILILANI MIDDLE	100	12642	RESOURCES FOR NEW FACILITIES-REG EDUC	325,493
SCHOOL	20	238000	MILILANI MIDDLE	100	42100	WEIGHTED STUDENT FORMULA	432,571
SCHOOL	20	238000	MILILANI MIDDLE	150	17100	SPECIAL EDUCATION PER PUPIL ALLOCATION	112,629
SCHOOL	20	238000	MILILANI MIDDLE	400	37335	MENSTRUAL PRODUCTS	21,217
SCHOOL	20	238000	MILILANI MIDDLE	500	45005	REACH PROGRAM	17
		238000 Total					891,927
SCHOOL	20	239000	SALT LAKE ELEM	100	42100	WEIGHTED STUDENT FORMULA	234,975
SCHOOL	20	239000	SALT LAKE ELEM	150	17100	SPECIAL EDUCATION PER PUPIL ALLOCATION	51,920
SCHOOL	20	239000	SALT LAKE ELEM	400	37335	MENSTRUAL PRODUCTS	1,923
		239000 Total					288,818
SCHOOL	20	240000	MILILANI IKE ELEM	100	42100	WEIGHTED STUDENT FORMULA	74,514
SCHOOL	20	240000	MILILANI IKE ELEM	150	17100	SPECIAL EDUCATION PER PUPIL ALLOCATION	52,967
SCHOOL	20	240000	MILILANI IKE ELEM	400	37335	MENSTRUAL PRODUCTS	1,147
		240000 Total					128,628

Department of Education
General Fund Carryover Report by School, Complex Area, and Office
BFY 2023 to BFY 2024

Level	Dist	Org Id	Org Id Descript	EDN	Program ID	Program Descript	Amount of Carryover
SCHOOL	20	241000	MILILANI MAUKA ELEM	100	42100	WEIGHTED STUDENT FORMULA	148,606
SCHOOL	20	241000	MILILANI MAUKA ELEM	150	17100	SPECIAL EDUCATION PER PUPIL ALLOCATION	45,985
SCHOOL	20	241000	MILILANI MAUKA ELEM	400	37335	MENSTRUAL PRODUCTS	1,623
		241000 Total					196,214
SCHOOL	20	242000	MILILANI UKA ELEM	100	42100	WEIGHTED STUDENT FORMULA	99,078
SCHOOL	20	242000	MILILANI UKA ELEM	150	17100	SPECIAL EDUCATION PER PUPIL ALLOCATION	56,739
SCHOOL	20	242000	MILILANI UKA ELEM	400	37335	MENSTRUAL PRODUCTS	1,303
		242000 Total					157,120
SCHOOL	20	243000	PEARL RIDGE ELEM	100	42100	WEIGHTED STUDENT FORMULA	126,193
SCHOOL	20	243000	PEARL RIDGE ELEM	150	17100	SPECIAL EDUCATION PER PUPIL ALLOCATION	31,660
SCHOOL	20	243000	PEARL RIDGE ELEM	400	37335	MENSTRUAL PRODUCTS	118
		243000 Total					157,971
SCHOOL	30	250000	AHRENS ELEM	100	42100	WEIGHTED STUDENT FORMULA	254,736
SCHOOL	30	250000	AHRENS ELEM	150	17100	SPECIAL EDUCATION PER PUPIL ALLOCATION	78,770
SCHOOL	30	250000	AHRENS ELEM	400	37335	MENSTRUAL PRODUCTS	4,112
		250000 Total					337,618
SCHOOL	30	251000	BARBERS POINT ELEM	100	42100	WEIGHTED STUDENT FORMULA	253,322
SCHOOL	30	251000	BARBERS POINT ELEM	150	17100	SPECIAL EDUCATION PER PUPIL ALLOCATION	13,202
SCHOOL	30	251000	BARBERS POINT ELEM	400	37335	MENSTRUAL PRODUCTS	1,497
		251000 Total					268,021
SCHOOL	30	252000	CAMPBELL HIGH	100	12642	RESOURCES FOR NEW FACILITIES-REG EDUC	2,992
SCHOOL	30	252000	CAMPBELL HIGH	100	15849	VOCATIONAL & APPLIED TECHNOLOGY	6,569
SCHOOL	30	252000	CAMPBELL HIGH	100	16158	JR RES OFFICER TRNG CORP	260
SCHOOL	30	252000	CAMPBELL HIGH	100	16770	LEARNING CENTERS	22,225
SCHOOL	30	252000	CAMPBELL HIGH	100	16817	EARLY COLLEGE	14,453
SCHOOL	30	252000	CAMPBELL HIGH	100	27000	ATHLETICS-TRANSPORTATION	4
SCHOOL	30	252000	CAMPBELL HIGH	100	27100	ATHLETICS-SALARY	115,517
SCHOOL	30	252000	CAMPBELL HIGH	100	27300	ATHLETICS-GENDER EQUITY	18,075
SCHOOL	30	252000	CAMPBELL HIGH	100	27400	ATHLETICS-SUPPLIES & EQUIP	1,585
SCHOOL	30	252000	CAMPBELL HIGH	100	27480	ATHLETIC TRAINERS	7
SCHOOL	30	252000	CAMPBELL HIGH	100	42100	WEIGHTED STUDENT FORMULA	1,144,263
SCHOOL	30	252000	CAMPBELL HIGH	150	17100	SPECIAL EDUCATION PER PUPIL ALLOCATION	295,717
SCHOOL	30	252000	CAMPBELL HIGH	400	37335	MENSTRUAL PRODUCTS	46,709
SCHOOL	30	252000	CAMPBELL HIGH	400	37721	ATHLETIC TRAVEL	9
		252000 Total					1,668,385
SCHOOL	30	253000	EWA ELEM	100	42100	WEIGHTED STUDENT FORMULA	269,385
SCHOOL	30	253000	EWA ELEM	150	17100	SPECIAL EDUCATION PER PUPIL ALLOCATION	158,933
SCHOOL	30	253000	EWA ELEM	400	37335	MENSTRUAL PRODUCTS	2,015
		253000 Total					430,333
SCHOOL	30	254000	EWA BEACH ELEM	100	42100	WEIGHTED STUDENT FORMULA	64,219
SCHOOL	30	254000	EWA BEACH ELEM	150	17100	SPECIAL EDUCATION PER PUPIL ALLOCATION	189,473

Department of Education
General Fund Carryover Report by School, Complex Area, and Office
BFY 2023 to BFY 2024

Level	Dist	Org Id	Org Id Descript	EDN	Program ID	Program Descript	Amount of Carryover
SCHOOL	30	254000	EWA BEACH ELEM	400	37335	MENSTRUAL PRODUCTS	67
		254000 Total					253,759
SCHOOL	30	255000	HIGHLANDS INTER	100	42100	WEIGHTED STUDENT FORMULA	185,227
SCHOOL	30	255000	HIGHLANDS INTER	150	17100	SPECIAL EDUCATION PER PUPIL ALLOCATION	50,667
SCHOOL	30	255000	HIGHLANDS INTER	400	37335	MENSTRUAL PRODUCTS	11,064
SCHOOL	30	255000	HIGHLANDS INTER	500	45005	REACH PROGRAM	5,086
		255000 Total					252,044
SCHOOL	30	256000	IROQUOIS POINT ELEM	100	42100	WEIGHTED STUDENT FORMULA	543,007
SCHOOL	30	256000	IROQUOIS POINT ELEM	150	17100	SPECIAL EDUCATION PER PUPIL ALLOCATION	141,206
		256000 Total					684,213
SCHOOL	30	257000	MAILI ELEM	100	42100	WEIGHTED STUDENT FORMULA	336,979
SCHOOL	30	257000	MAILI ELEM	150	17100	SPECIAL EDUCATION PER PUPIL ALLOCATION	163,907
SCHOOL	30	257000	MAILI ELEM	400	37335	MENSTRUAL PRODUCTS	191
		257000 Total					501,077
SCHOOL	30	258000	MAKAHA ELEM	100	42100	WEIGHTED STUDENT FORMULA	136,494
SCHOOL	30	258000	MAKAHA ELEM	150	17100	SPECIAL EDUCATION PER PUPIL ALLOCATION	38,526
SCHOOL	30	258000	MAKAHA ELEM	400	37335	MENSTRUAL PRODUCTS	57
		258000 Total					175,077
SCHOOL	30	259000	MAKAKILO ELEM	100	42100	WEIGHTED STUDENT FORMULA	173,118
SCHOOL	30	259000	MAKAKILO ELEM	150	17100	SPECIAL EDUCATION PER PUPIL ALLOCATION	123,045
SCHOOL	30	259000	MAKAKILO ELEM	400	37335	MENSTRUAL PRODUCTS	386
		259000 Total					296,549
SCHOOL	30	260000	MANANA ELEM	100	42100	WEIGHTED STUDENT FORMULA	84,833
SCHOOL	30	260000	MANANA ELEM	150	17100	SPECIAL EDUCATION PER PUPIL ALLOCATION	31,707
SCHOOL	30	260000	MANANA ELEM	400	37335	MENSTRUAL PRODUCTS	1,417
		260000 Total					117,957
SCHOOL	30	261000	NANAIAKAPONO ELEM	100	42100	WEIGHTED STUDENT FORMULA	31,172
SCHOOL	30	261000	NANAIAKAPONO ELEM	150	17100	SPECIAL EDUCATION PER PUPIL ALLOCATION	68,410
SCHOOL	30	261000	NANAIAKAPONO ELEM	400	37335	MENSTRUAL PRODUCTS	2,364
		261000 Total					101,946
SCHOOL	30	262000	NANAKULI ELEM	100	42100	WEIGHTED STUDENT FORMULA	116,469
SCHOOL	30	262000	NANAKULI ELEM	150	17100	SPECIAL EDUCATION PER PUPIL ALLOCATION	33,117
		262000 Total					149,586
SCHOOL	30	263000	NANAKULI HIGH & INTER	100	15849	VOCATIONAL & APPLIED TECHNOLOGY	859
SCHOOL	30	263000	NANAKULI HIGH & INTER	100	16158	JR RES OFFICER TRNG CORP	1,500
SCHOOL	30	263000	NANAKULI HIGH & INTER	100	16770	LEARNING CENTERS	2,480
SCHOOL	30	263000	NANAKULI HIGH & INTER	100	16817	EARLY COLLEGE	24,600
SCHOOL	30	263000	NANAKULI HIGH & INTER	100	27000	ATHLETICS-TRANSPORTATION	26,551
SCHOOL	30	263000	NANAKULI HIGH & INTER	100	27100	ATHLETICS-SALARY	25,538
SCHOOL	30	263000	NANAKULI HIGH & INTER	100	27300	ATHLETICS-GENDER EQUITY	2,050
SCHOOL	30	263000	NANAKULI HIGH & INTER	100	27400	ATHLETICS-SUPPLIES & EQUIP	1,116

Department of Education
General Fund Carryover Report by School, Complex Area, and Office
BFY 2023 to BFY 2024

Level	Dist	Org Id	Org Id Descript	EDN	Program ID	Program Descript	Amount of Carryover
SCHOOL	30	263000	NANAKULI HIGH & INTER	100	27480	ATHLETIC TRAINERS	2,370
SCHOOL	30	263000	NANAKULI HIGH & INTER	100	27900	ATHLETICS-TRANSPORTATION MAUI	2,200
SCHOOL	30	263000	NANAKULI HIGH & INTER	100	42100	WEIGHTED STUDENT FORMULA	402,794
SCHOOL	30	263000	NANAKULI HIGH & INTER	150	17100	SPECIAL EDUCATION PER PUPIL ALLOCATION	91,634
SCHOOL	30	263000	NANAKULI HIGH & INTER	400	37335	MENSTRUAL PRODUCTS	270
SCHOOL	30	263000	NANAKULI HIGH & INTER	400	37721	ATHLETIC TRAVEL	40
		263000 Total					584,002
SCHOOL	30	264000	PALISADES ELEM	100	42100	WEIGHTED STUDENT FORMULA	118,432
SCHOOL	30	264000	PALISADES ELEM	150	17100	SPECIAL EDUCATION PER PUPIL ALLOCATION	13,849
SCHOOL	30	264000	PALISADES ELEM	400	37335	MENSTRUAL PRODUCTS	19
		264000 Total					132,300
SCHOOL	30	265000	PEARL CITY ELEM	100	42100	WEIGHTED STUDENT FORMULA	121,268
SCHOOL	30	265000	PEARL CITY ELEM	150	17100	SPECIAL EDUCATION PER PUPIL ALLOCATION	40,031
SCHOOL	30	265000	PEARL CITY ELEM	400	37335	MENSTRUAL PRODUCTS	40
		265000 Total					161,339
SCHOOL	30	266000	PEARL CITY HIGH	100	15849	VOCATIONAL & APPLIED TECHNOLOGY	207
SCHOOL	30	266000	PEARL CITY HIGH	100	16770	LEARNING CENTERS	-2,348
SCHOOL	30	266000	PEARL CITY HIGH	100	27000	ATHLETICS-TRANSPORTATION	15,711
SCHOOL	30	266000	PEARL CITY HIGH	100	27100	ATHLETICS-SALARY	11,210
SCHOOL	30	266000	PEARL CITY HIGH	100	27300	ATHLETICS-GENDER EQUITY	1,517
SCHOOL	30	266000	PEARL CITY HIGH	100	27400	ATHLETICS-SUPPLIES & EQUIP	6,493
SCHOOL	30	266000	PEARL CITY HIGH	100	27480	ATHLETIC TRAINERS	56
SCHOOL	30	266000	PEARL CITY HIGH	100	42100	WEIGHTED STUDENT FORMULA	260,991
SCHOOL	30	266000	PEARL CITY HIGH	150	17100	SPECIAL EDUCATION PER PUPIL ALLOCATION	105,712
SCHOOL	30	266000	PEARL CITY HIGH	400	37335	MENSTRUAL PRODUCTS	13,203
SCHOOL	30	266000	PEARL CITY HIGH	400	37721	ATHLETIC TRAVEL	14
		266000 Total					412,766
SCHOOL	30	267000	PEARL CITY HIGHLANDS ELEM	100	42100	WEIGHTED STUDENT FORMULA	150,941
SCHOOL	30	267000	PEARL CITY HIGHLANDS ELEM	150	17100	SPECIAL EDUCATION PER PUPIL ALLOCATION	24,605
SCHOOL	30	267000	PEARL CITY HIGHLANDS ELEM	400	37335	MENSTRUAL PRODUCTS	1,986
		267000 Total					177,532
SCHOOL	30	268000	LEHUA ELEM	100	42100	WEIGHTED STUDENT FORMULA	77,537
SCHOOL	30	268000	LEHUA ELEM	150	17100	SPECIAL EDUCATION PER PUPIL ALLOCATION	-1,534
SCHOOL	30	268000	LEHUA ELEM	400	37335	MENSTRUAL PRODUCTS	18
		268000 Total					76,021
SCHOOL	30	269000	POHAKEA ELEM	100	42100	WEIGHTED STUDENT FORMULA	170,033
SCHOOL	30	269000	POHAKEA ELEM	150	17100	SPECIAL EDUCATION PER PUPIL ALLOCATION	60,314
		269000 Total					230,347
SCHOOL	30	270000	WAIANAE ELEM	100	12642	RESOURCES FOR NEW FACILITIES-REG EDUC	1,350
SCHOOL	30	270000	WAIANAE ELEM	100	42100	WEIGHTED STUDENT FORMULA	71,148
SCHOOL	30	270000	WAIANAE ELEM	150	17100	SPECIAL EDUCATION PER PUPIL ALLOCATION	28,338

Department of Education
General Fund Carryover Report by School, Complex Area, and Office
BFY 2023 to BFY 2024

Level	Dist	Org Id	Org Id Descript	EDN	Program ID	Program Descript	Amount of Carryover
SCHOOL	30	270000	WAIANAE ELEM	400	37335	MENSTRUAL PRODUCTS	650
270000 Total							101,486
SCHOOL	30	271000	LEIHOKU ELEM	100	42100	WEIGHTED STUDENT FORMULA	243,359
SCHOOL	30	271000	LEIHOKU ELEM	150	17100	SPECIAL EDUCATION PER PUPIL ALLOCATION	58,695
SCHOOL	30	271000	LEIHOKU ELEM	400	37335	MENSTRUAL PRODUCTS	134
271000 Total							302,188
SCHOOL	30	272000	WAIANAE HIGH	100	12619	WAIANAE FISH HATCHERY	7,436
SCHOOL	30	272000	WAIANAE HIGH	100	12642	RESOURCES FOR NEW FACILITIES-REG EDUC	2
SCHOOL	30	272000	WAIANAE HIGH	100	15849	VOCATIONAL & APPLIED TECHNOLOGY	5,596
SCHOOL	30	272000	WAIANAE HIGH	100	16158	JR RES OFFICER TRNG CORP	1,802
SCHOOL	30	272000	WAIANAE HIGH	100	16770	LEARNING CENTERS	15,420
SCHOOL	30	272000	WAIANAE HIGH	100	16817	EARLY COLLEGE	34,501
SCHOOL	30	272000	WAIANAE HIGH	100	18864	ALTERNATIVE PROGRAMS	7,881
SCHOOL	30	272000	WAIANAE HIGH	100	18865	PAPAHANA O KAIONA (NW CA ALC)	4,200
SCHOOL	30	272000	WAIANAE HIGH	100	27000	ATHLETICS-TRANSPORTATION	3,785
SCHOOL	30	272000	WAIANAE HIGH	100	27100	ATHLETICS-SALARY	73,168
SCHOOL	30	272000	WAIANAE HIGH	100	27300	ATHLETICS-GENDER EQUITY	15,431
SCHOOL	30	272000	WAIANAE HIGH	100	27400	ATHLETICS-SUPPLIES & EQUIP	9,898
SCHOOL	30	272000	WAIANAE HIGH	100	27480	ATHLETIC TRAINERS	3,032
SCHOOL	30	272000	WAIANAE HIGH	100	42100	WEIGHTED STUDENT FORMULA	426,630
SCHOOL	30	272000	WAIANAE HIGH	100	42127	CAREER & TECHNICAL STUDENT ORGS	-11,600
SCHOOL	30	272000	WAIANAE HIGH	150	17100	SPECIAL EDUCATION PER PUPIL ALLOCATION	202,457
SCHOOL	30	272000	WAIANAE HIGH	400	37335	MENSTRUAL PRODUCTS	21,507
SCHOOL	30	272000	WAIANAE HIGH	400	37721	ATHLETIC TRAVEL	233
272000 Total							821,379
SCHOOL	30	273000	WAIANAE INTER	100	15849	VOCATIONAL & APPLIED TECHNOLOGY	1
SCHOOL	30	273000	WAIANAE INTER	100	42100	WEIGHTED STUDENT FORMULA	2,651
SCHOOL	30	273000	WAIANAE INTER	150	17100	SPECIAL EDUCATION PER PUPIL ALLOCATION	25,134
SCHOOL	30	273000	WAIANAE INTER	400	37335	MENSTRUAL PRODUCTS	129
273000 Total							27,915
SCHOOL	30	274000	WAIPAHU ELEM	100	42100	WEIGHTED STUDENT FORMULA	24,870
SCHOOL	30	274000	WAIPAHU ELEM	400	37335	MENSTRUAL PRODUCTS	66
274000 Total							24,936
SCHOOL	30	276000	HONOWAI ELEM	100	12642	RESOURCES FOR NEW FACILITIES-REG EDUC	95,565
SCHOOL	30	276000	HONOWAI ELEM	100	42100	WEIGHTED STUDENT FORMULA	157,578
SCHOOL	30	276000	HONOWAI ELEM	150	17100	SPECIAL EDUCATION PER PUPIL ALLOCATION	55,596
SCHOOL	30	276000	HONOWAI ELEM	400	37335	MENSTRUAL PRODUCTS	2,183
276000 Total							310,922
SCHOOL	30	277000	WAIPAHU HIGH	100	15849	VOCATIONAL & APPLIED TECHNOLOGY	11,147
SCHOOL	30	277000	WAIPAHU HIGH	100	16158	JR RES OFFICER TRNG CORP	287
SCHOOL	30	277000	WAIPAHU HIGH	100	16725	SCHOOL-MAJOR PURCHASE FY24	1,594,048

Department of Education
General Fund Carryover Report by School, Complex Area, and Office
BFY 2023 to BFY 2024

Level	Dist	Org Id	Org Id Descript	EDN	Program ID	Program Descript	Amount of Carryover
SCHOOL	30	277000	WAIPAHU HIGH	100	16770	LEARNING CENTERS	62
SCHOOL	30	277000	WAIPAHU HIGH	100	16817	EARLY COLLEGE	4,050
SCHOOL	30	277000	WAIPAHU HIGH	100	27000	ATHLETICS-TRANSPORTATION	1,344
SCHOOL	30	277000	WAIPAHU HIGH	100	27100	ATHLETICS-SALARY	-3,851
SCHOOL	30	277000	WAIPAHU HIGH	100	27300	ATHLETICS-GENDER EQUITY	13,316
SCHOOL	30	277000	WAIPAHU HIGH	100	27480	ATHLETIC TRAINERS	226
SCHOOL	30	277000	WAIPAHU HIGH	100	42100	WEIGHTED STUDENT FORMULA	245,785
SCHOOL	30	277000	WAIPAHU HIGH	400	37335	MENSTRUAL PRODUCTS	14
SCHOOL	30	277000	WAIPAHU HIGH	400	37721	ATHLETIC TRAVEL	139
SCHOOL	30	277000	WAIPAHU HIGH	500	46417	ADULT EDUCATION	605
		277000 Total					1,867,172
SCHOOL	30	278000	WAIPAHU INTER	100	15849	VOCATIONAL & APPLIED TECHNOLOGY	-330
SCHOOL	30	278000	WAIPAHU INTER	100	18864	ALTERNATIVE PROGRAMS	1
SCHOOL	30	278000	WAIPAHU INTER	100	27100	ATHLETICS-SALARY	-1,477
SCHOOL	30	278000	WAIPAHU INTER	100	42100	WEIGHTED STUDENT FORMULA	287,399
SCHOOL	30	278000	WAIPAHU INTER	400	37335	MENSTRUAL PRODUCTS	13,831
		278000 Total					299,424
SCHOOL	30	279000	ILIMA INTER	100	42100	WEIGHTED STUDENT FORMULA	431,607
SCHOOL	30	279000	ILIMA INTER	150	17100	SPECIAL EDUCATION PER PUPIL ALLOCATION	146,520
SCHOOL	30	279000	ILIMA INTER	400	37335	MENSTRUAL PRODUCTS	1,343
		279000 Total					579,470
SCHOOL	30	280000	HOLOMUA ELEM	100	42100	WEIGHTED STUDENT FORMULA	310,186
SCHOOL	30	280000	HOLOMUA ELEM	150	17100	SPECIAL EDUCATION PER PUPIL ALLOCATION	349,241
SCHOOL	30	280000	HOLOMUA ELEM	400	37335	MENSTRUAL PRODUCTS	86
		280000 Total					659,513
SCHOOL	30	281000	KAIMILOA ELEM	100	42100	WEIGHTED STUDENT FORMULA	200,073
SCHOOL	30	281000	KAIMILOA ELEM	150	17100	SPECIAL EDUCATION PER PUPIL ALLOCATION	83,252
SCHOOL	30	281000	KAIMILOA ELEM	400	37335	MENSTRUAL PRODUCTS	17
		281000 Total					283,342
SCHOOL	30	282000	KAPOLEI ELEM	100	42100	WEIGHTED STUDENT FORMULA	30,511
SCHOOL	30	282000	KAPOLEI ELEM	150	17100	SPECIAL EDUCATION PER PUPIL ALLOCATION	125,538
SCHOOL	30	282000	KAPOLEI ELEM	400	37335	MENSTRUAL PRODUCTS	37
		282000 Total					156,086
SCHOOL	30	283000	KANOELANI ELEM	100	42100	WEIGHTED STUDENT FORMULA	127,280
SCHOOL	30	283000	KANOELANI ELEM	150	17100	SPECIAL EDUCATION PER PUPIL ALLOCATION	58,865
SCHOOL	30	283000	KANOELANI ELEM	400	37335	MENSTRUAL PRODUCTS	4
		283000 Total					186,149
SCHOOL	30	285000	MOMILANI ELEM	100	42100	WEIGHTED STUDENT FORMULA	108,994
SCHOOL	30	285000	MOMILANI ELEM	150	17100	SPECIAL EDUCATION PER PUPIL ALLOCATION	13,616
SCHOOL	30	285000	MOMILANI ELEM	400	37335	MENSTRUAL PRODUCTS	823
SCHOOL	30	285000	MOMILANI ELEM	500	45005	REACH PROGRAM	-61

Department of Education
General Fund Carryover Report by School, Complex Area, and Office
BFY 2023 to BFY 2024

Level	Dist	Org Id	Org Id Descript	EDN	Program ID	Program Descript	Amount of Carryover
285000 Total							123,372
SCHOOL	30	286000	MAUKA LANI ELEM	100	42100	WEIGHTED STUDENT FORMULA	101,242
SCHOOL	30	286000	MAUKA LANI ELEM	150	17100	SPECIAL EDUCATION PER PUPIL ALLOCATION	103,212
SCHOOL	30	286000	MAUKA LANI ELEM	400	37335	MENSTRUAL PRODUCTS	5
286000 Total							204,459
SCHOOL	30	287000	KALEIOPUU ELEM	100	16725	SCHOOL-MAJOR PURCHASE FY24	85,000
SCHOOL	30	287000	KALEIOPUU ELEM	100	42100	WEIGHTED STUDENT FORMULA	221,172
SCHOOL	30	287000	KALEIOPUU ELEM	400	37335	MENSTRUAL PRODUCTS	3,936
287000 Total							310,108
SCHOOL	30	288000	WAIAMU ELEM	100	42100	WEIGHTED STUDENT FORMULA	107,243
SCHOOL	30	288000	WAIAMU ELEM	400	37335	MENSTRUAL PRODUCTS	1,612
288000 Total							108,855
SCHOOL	30	290000	WAIKELE ELEM	100	42100	WEIGHTED STUDENT FORMULA	144,796
SCHOOL	30	290000	WAIKELE ELEM	150	17100	SPECIAL EDUCATION PER PUPIL ALLOCATION	20,008
SCHOOL	30	290000	WAIKELE ELEM	400	37335	MENSTRUAL PRODUCTS	938
290000 Total							165,742
SCHOOL	30	291000	KAPOLEI MIDDLE	100	42100	WEIGHTED STUDENT FORMULA	388,182
SCHOOL	30	291000	KAPOLEI MIDDLE	150	17100	SPECIAL EDUCATION PER PUPIL ALLOCATION	33,845
SCHOOL	30	291000	KAPOLEI MIDDLE	400	37335	MENSTRUAL PRODUCTS	7
291000 Total							422,034
SCHOOL	30	292000	KAPOLEI HIGH	100	15849	VOCATIONAL & APPLIED TECHNOLOGY	569
SCHOOL	30	292000	KAPOLEI HIGH	100	16158	JR RES OFFICER TRNG CORP	722
SCHOOL	30	292000	KAPOLEI HIGH	100	16770	LEARNING CENTERS	4,843
SCHOOL	30	292000	KAPOLEI HIGH	100	18864	ALTERNATIVE PROGRAMS	1,144
SCHOOL	30	292000	KAPOLEI HIGH	100	27000	ATHLETICS-TRANSPORTATION	13,329
SCHOOL	30	292000	KAPOLEI HIGH	100	27100	ATHLETICS-SALARY	4,836
SCHOOL	30	292000	KAPOLEI HIGH	100	27300	ATHLETICS-GENDER EQUITY	8,410
SCHOOL	30	292000	KAPOLEI HIGH	100	27400	ATHLETICS-SUPPLIES & EQUIP	28,660
SCHOOL	30	292000	KAPOLEI HIGH	100	27480	ATHLETIC TRAINERS	121
SCHOOL	30	292000	KAPOLEI HIGH	100	42100	WEIGHTED STUDENT FORMULA	519,688
SCHOOL	30	292000	KAPOLEI HIGH	150	17100	SPECIAL EDUCATION PER PUPIL ALLOCATION	156,739
SCHOOL	30	292000	KAPOLEI HIGH	400	37335	MENSTRUAL PRODUCTS	143
SCHOOL	30	292000	KAPOLEI HIGH	400	37721	ATHLETIC TRAVEL	1,471
292000 Total							740,675
SCHOOL	30	293000	HO'OKELE ELEM	100	42100	WEIGHTED STUDENT FORMULA	267,250
SCHOOL	30	293000	HO'OKELE ELEM	150	17100	SPECIAL EDUCATION PER PUPIL ALLOCATION	14,704
SCHOOL	30	293000	HO'OKELE ELEM	400	37335	MENSTRUAL PRODUCTS	153
293000 Total							282,107
SCHOOL	30	294000	KEONEULA ELEM	100	42100	WEIGHTED STUDENT FORMULA	296,668
SCHOOL	30	294000	KEONEULA ELEM	150	17100	SPECIAL EDUCATION PER PUPIL ALLOCATION	112,370
SCHOOL	30	294000	KEONEULA ELEM	400	37335	MENSTRUAL PRODUCTS	2,415

Department of Education
General Fund Carryover Report by School, Complex Area, and Office
BFY 2023 to BFY 2024

Level	Dist	Org Id	Org Id Descript	EDN	Program ID	Program Descript	Amount of Carryover
294000 Total							411,453
SCHOOL	30	296000	EWA MAKAI MIDDLE	100	27100	ATHLETICS-SALARY	-868
SCHOOL	30	296000	EWA MAKAI MIDDLE	100	42100	WEIGHTED STUDENT FORMULA	147,512
SCHOOL	30	296000	EWA MAKAI MIDDLE	150	17100	SPECIAL EDUCATION PER PUPIL ALLOCATION	10,702
SCHOOL	30	296000	EWA MAKAI MIDDLE	400	37335	MENSTRUAL PRODUCTS	5,653
SCHOOL	30	296000	EWA MAKAI MIDDLE	500	45005	REACH PROGRAM	530
296000 Total							163,529
SCHOOL	30	297000	HONOULIULI MIDDLE	100	12642	RESOURCES FOR NEW FACILITIES-REG EDUC	451,663
SCHOOL	30	297000	HONOULIULI MIDDLE	100	42100	WEIGHTED STUDENT FORMULA	297,041
SCHOOL	30	297000	HONOULIULI MIDDLE	150	17100	SPECIAL EDUCATION PER PUPIL ALLOCATION	441,359
SCHOOL	30	297000	HONOULIULI MIDDLE	400	37335	MENSTRUAL PRODUCTS	326
SCHOOL	30	297000	HONOULIULI MIDDLE	500	45005	REACH PROGRAM	14,344
297000 Total							1,204,733
SCHOOL	40	300000	AIKAHI ELEM	100	42100	WEIGHTED STUDENT FORMULA	60,093
SCHOOL	40	300000	AIKAHI ELEM	150	17100	SPECIAL EDUCATION PER PUPIL ALLOCATION	29,602
SCHOOL	40	300000	AIKAHI ELEM	400	37335	MENSTRUAL PRODUCTS	35
300000 Total							89,730
SCHOOL	40	301000	CASTLE HIGH	100	15849	VOCATIONAL & APPLIED TECHNOLOGY	1,341
SCHOOL	40	301000	CASTLE HIGH	100	16770	LEARNING CENTERS	32
SCHOOL	40	301000	CASTLE HIGH	100	16817	EARLY COLLEGE	18,050
SCHOOL	40	301000	CASTLE HIGH	100	27000	ATHLETICS-TRANSPORTATION	29,278
SCHOOL	40	301000	CASTLE HIGH	100	27100	ATHLETICS-SALARY	47,311
SCHOOL	40	301000	CASTLE HIGH	100	27300	ATHLETICS-GENDER EQUITY	4,286
SCHOOL	40	301000	CASTLE HIGH	100	27400	ATHLETICS-SUPPLIES & EQUIP	31
SCHOOL	40	301000	CASTLE HIGH	100	27480	ATHLETIC TRAINERS	15
SCHOOL	40	301000	CASTLE HIGH	100	42100	WEIGHTED STUDENT FORMULA	280,522
SCHOOL	40	301000	CASTLE HIGH	100	42127	CAREER & TECHNICAL STUDENT ORGS	-2,200
SCHOOL	40	301000	CASTLE HIGH	150	17100	SPECIAL EDUCATION PER PUPIL ALLOCATION	100,000
SCHOOL	40	301000	CASTLE HIGH	400	37335	MENSTRUAL PRODUCTS	159
SCHOOL	40	301000	CASTLE HIGH	400	37721	ATHLETIC TRAVEL	778
301000 Total							479,603
SCHOOL	40	302000	ENCHANTED LAKE ELEM	100	42100	WEIGHTED STUDENT FORMULA	104,427
SCHOOL	40	302000	ENCHANTED LAKE ELEM	150	17100	SPECIAL EDUCATION PER PUPIL ALLOCATION	30,396
SCHOOL	40	302000	ENCHANTED LAKE ELEM	400	37335	MENSTRUAL PRODUCTS	8
302000 Total							134,831
SCHOOL	40	303000	HAUULA ELEM	100	42100	WEIGHTED STUDENT FORMULA	110,018
SCHOOL	40	303000	HAUULA ELEM	150	17100	SPECIAL EDUCATION PER PUPIL ALLOCATION	30,000
SCHOOL	40	303000	HAUULA ELEM	400	37335	MENSTRUAL PRODUCTS	1,913
303000 Total							141,931
SCHOOL	40	304000	HEEIA ELEM	100	42100	WEIGHTED STUDENT FORMULA	144,543
SCHOOL	40	304000	HEEIA ELEM	150	17100	SPECIAL EDUCATION PER PUPIL ALLOCATION	40,000

Department of Education
General Fund Carryover Report by School, Complex Area, and Office
BFY 2023 to BFY 2024

Level	Dist	Org Id	Org Id Descript	EDN	Program ID	Program Descript	Amount of Carryover
SCHOOL	40	304000	HEEIA ELEM	400	37335	MENSTRUAL PRODUCTS	1,820
304000 Total							186,363
SCHOOL	40	305000	KAAAWA ELEM	100	42100	WEIGHTED STUDENT FORMULA	39,116
SCHOOL	40	305000	KAAAWA ELEM	150	17100	SPECIAL EDUCATION PER PUPIL ALLOCATION	128
SCHOOL	40	305000	KAAAWA ELEM	400	37335	MENSTRUAL PRODUCTS	2
305000 Total							39,246
SCHOOL	40	306000	KAHALUU ELEM	100	42100	WEIGHTED STUDENT FORMULA	82,504
SCHOOL	40	306000	KAHALUU ELEM	150	17100	SPECIAL EDUCATION PER PUPIL ALLOCATION	30,000
SCHOOL	40	306000	KAHALUU ELEM	400	37335	MENSTRUAL PRODUCTS	1,104
306000 Total							113,608
SCHOOL	40	307000	KAHUKU HIGH & INTER	100	15849	VOCATIONAL & APPLIED TECHNOLOGY	1,208
SCHOOL	40	307000	KAHUKU HIGH & INTER	100	16158	JR RES OFFICER TRNG CORP	92
SCHOOL	40	307000	KAHUKU HIGH & INTER	100	16770	LEARNING CENTERS	20,179
SCHOOL	40	307000	KAHUKU HIGH & INTER	100	18864	ALTERNATIVE PROGRAMS	-1,369
SCHOOL	40	307000	KAHUKU HIGH & INTER	100	27000	ATHLETICS-TRANSPORTATION	4,589
SCHOOL	40	307000	KAHUKU HIGH & INTER	100	27100	ATHLETICS-SALARY	-10,177
SCHOOL	40	307000	KAHUKU HIGH & INTER	100	27300	ATHLETICS-GENDER EQUITY	5,495
SCHOOL	40	307000	KAHUKU HIGH & INTER	100	27400	ATHLETICS-SUPPLIES & EQUIP	18
SCHOOL	40	307000	KAHUKU HIGH & INTER	100	27480	ATHLETIC TRAINERS	907
SCHOOL	40	307000	KAHUKU HIGH & INTER	100	42100	WEIGHTED STUDENT FORMULA	373,964
SCHOOL	40	307000	KAHUKU HIGH & INTER	150	17100	SPECIAL EDUCATION PER PUPIL ALLOCATION	62,018
SCHOOL	40	307000	KAHUKU HIGH & INTER	400	37335	MENSTRUAL PRODUCTS	15,061
SCHOOL	40	307000	KAHUKU HIGH & INTER	400	37721	ATHLETIC TRAVEL	227
307000 Total							472,212
SCHOOL	40	308000	KAILUA ELEM	100	42100	WEIGHTED STUDENT FORMULA	92,616
SCHOOL	40	308000	KAILUA ELEM	150	17100	SPECIAL EDUCATION PER PUPIL ALLOCATION	40,104
SCHOOL	40	308000	KAILUA ELEM	400	37335	MENSTRUAL PRODUCTS	5
308000 Total							132,725
SCHOOL	40	309000	KAILUA HIGH	100	15849	VOCATIONAL & APPLIED TECHNOLOGY	769
SCHOOL	40	309000	KAILUA HIGH	100	16158	JR RES OFFICER TRNG CORP	1,205
SCHOOL	40	309000	KAILUA HIGH	100	16732	HAWAIIAN LANGUAGE IMMERSION PROGRAM	17,000
SCHOOL	40	309000	KAILUA HIGH	100	16770	LEARNING CENTERS	11,677
SCHOOL	40	309000	KAILUA HIGH	100	16817	EARLY COLLEGE	12,300
SCHOOL	40	309000	KAILUA HIGH	100	27000	ATHLETICS-TRANSPORTATION	20,346
SCHOOL	40	309000	KAILUA HIGH	100	27100	ATHLETICS-SALARY	6,768
SCHOOL	40	309000	KAILUA HIGH	100	27300	ATHLETICS-GENDER EQUITY	9,219
SCHOOL	40	309000	KAILUA HIGH	100	27400	ATHLETICS-SUPPLIES & EQUIP	34
SCHOOL	40	309000	KAILUA HIGH	100	27480	ATHLETIC TRAINERS	96
SCHOOL	40	309000	KAILUA HIGH	100	42100	WEIGHTED STUDENT FORMULA	237,399
SCHOOL	40	309000	KAILUA HIGH	150	17100	SPECIAL EDUCATION PER PUPIL ALLOCATION	90,151
SCHOOL	40	309000	KAILUA HIGH	400	37335	MENSTRUAL PRODUCTS	22

Department of Education
 General Fund Carryover Report by School, Complex Area, and Office
 BFY 2023 to BFY 2024

Level	Dist	Org Id	Org Id Descript	EDN	Program ID	Program Descript	Amount of Carryover
SCHOOL	40	309000	KAILUA HIGH	400	37721	ATHLETIC TRAVEL	7,435
		309000 Total					414,421
SCHOOL	40	310000	KAILUA INTER	100	42100	WEIGHTED STUDENT FORMULA	175,209
SCHOOL	40	310000	KAILUA INTER	150	17100	SPECIAL EDUCATION PER PUPIL ALLOCATION	65,260
SCHOOL	40	310000	KAILUA INTER	400	37335	MENSTRUAL PRODUCTS	29
		310000 Total					240,498
SCHOOL	40	311000	KAINALU ELEM	100	42100	WEIGHTED STUDENT FORMULA	12,157
SCHOOL	40	311000	KAINALU ELEM	400	37335	MENSTRUAL PRODUCTS	11
		311000 Total					12,168
SCHOOL	40	312000	KALAHEO HIGH	100	15849	VOCATIONAL & APPLIED TECHNOLOGY	1,437
SCHOOL	40	312000	KALAHEO HIGH	100	16770	LEARNING CENTERS	4,131
SCHOOL	40	312000	KALAHEO HIGH	100	27000	ATHLETICS-TRANSPORTATION	20,865
SCHOOL	40	312000	KALAHEO HIGH	100	27100	ATHLETICS-SALARY	35,860
SCHOOL	40	312000	KALAHEO HIGH	100	27300	ATHLETICS-GENDER EQUITY	21,996
SCHOOL	40	312000	KALAHEO HIGH	100	27400	ATHLETICS-SUPPLIES & EQUIP	58,190
SCHOOL	40	312000	KALAHEO HIGH	100	27480	ATHLETIC TRAINERS	2,730
SCHOOL	40	312000	KALAHEO HIGH	100	42100	WEIGHTED STUDENT FORMULA	138,681
SCHOOL	40	312000	KALAHEO HIGH	150	17100	SPECIAL EDUCATION PER PUPIL ALLOCATION	45,755
SCHOOL	40	312000	KALAHEO HIGH	400	37335	MENSTRUAL PRODUCTS	141
SCHOOL	40	312000	KALAHEO HIGH	400	37721	ATHLETIC TRAVEL	653
		312000 Total					330,439
SCHOOL	40	313000	KANEOHE ELEM	100	42100	WEIGHTED STUDENT FORMULA	115,504
SCHOOL	40	313000	KANEOHE ELEM	150	17100	SPECIAL EDUCATION PER PUPIL ALLOCATION	46,303
SCHOOL	40	313000	KANEOHE ELEM	400	37335	MENSTRUAL PRODUCTS	2,234
		313000 Total					164,041
SCHOOL	40	314000	PUOHALA ELEM	100	42100	WEIGHTED STUDENT FORMULA	97,084
SCHOOL	40	314000	PUOHALA ELEM	150	17100	SPECIAL EDUCATION PER PUPIL ALLOCATION	-2,235
SCHOOL	40	314000	PUOHALA ELEM	400	37335	MENSTRUAL PRODUCTS	1,191
		314000 Total					96,040
SCHOOL	40	315000	KAPUNAHALA ELEM	100	42100	WEIGHTED STUDENT FORMULA	43,097
SCHOOL	40	315000	KAPUNAHALA ELEM	150	17100	SPECIAL EDUCATION PER PUPIL ALLOCATION	31,649
SCHOOL	40	315000	KAPUNAHALA ELEM	400	37335	MENSTRUAL PRODUCTS	12
		315000 Total					74,758
SCHOOL	40	317000	KEOLU ELEM	100	42100	WEIGHTED STUDENT FORMULA	50,325
SCHOOL	40	317000	KEOLU ELEM	150	17100	SPECIAL EDUCATION PER PUPIL ALLOCATION	11,519
SCHOOL	40	317000	KEOLU ELEM	400	37335	MENSTRUAL PRODUCTS	400
		317000 Total					62,244
SCHOOL	40	318000	KING INTER	100	42100	WEIGHTED STUDENT FORMULA	123,765
SCHOOL	40	318000	KING INTER	150	17100	SPECIAL EDUCATION PER PUPIL ALLOCATION	55,345
SCHOOL	40	318000	KING INTER	400	37335	MENSTRUAL PRODUCTS	8,865
		318000 Total					187,975

Department of Education
General Fund Carryover Report by School, Complex Area, and Office
BFY 2023 to BFY 2024

Level	Dist	Org Id	Org Id Descript	EDN	Program ID	Program Descript	Amount of Carryover
SCHOOL	40	319000	LAIE ELEM	100	42100	WEIGHTED STUDENT FORMULA	205,306
SCHOOL	40	319000	LAIE ELEM	150	17100	SPECIAL EDUCATION PER PUPIL ALLOCATION	10,645
SCHOOL	40	319000	LAIE ELEM	400	37335	MENSTRUAL PRODUCTS	3
		319000 Total					215,954
SCHOOL	40	321000	MAUNAWILI ELEM	100	42100	WEIGHTED STUDENT FORMULA	70,689
SCHOOL	40	321000	MAUNAWILI ELEM	150	17100	SPECIAL EDUCATION PER PUPIL ALLOCATION	68,682
SCHOOL	40	321000	MAUNAWILI ELEM	400	37335	MENSTRUAL PRODUCTS	1
		321000 Total					139,372
SCHOOL	40	322000	MOKAPU ELEM	100	42100	WEIGHTED STUDENT FORMULA	300,959
SCHOOL	40	322000	MOKAPU ELEM	150	17100	SPECIAL EDUCATION PER PUPIL ALLOCATION	97,314
SCHOOL	40	322000	MOKAPU ELEM	400	37335	MENSTRUAL PRODUCTS	2,649
		322000 Total					400,922
SCHOOL	40	323000	PARKER ELEM	100	42100	WEIGHTED STUDENT FORMULA	92,184
SCHOOL	40	323000	PARKER ELEM	150	17100	SPECIAL EDUCATION PER PUPIL ALLOCATION	49,423
SCHOOL	40	323000	PARKER ELEM	400	37335	MENSTRUAL PRODUCTS	1,067
		323000 Total					142,674
SCHOOL	40	324000	POPE ELEM	100	42100	WEIGHTED STUDENT FORMULA	70,576
SCHOOL	40	324000	POPE ELEM	150	17100	SPECIAL EDUCATION PER PUPIL ALLOCATION	25,813
SCHOOL	40	324000	POPE ELEM	400	37335	MENSTRUAL PRODUCTS	1
		324000 Total					96,390
SCHOOL	40	325000	SUNSET BEACH ELEM	100	42100	WEIGHTED STUDENT FORMULA	95,729
SCHOOL	40	325000	SUNSET BEACH ELEM	400	37335	MENSTRUAL PRODUCTS	3
		325000 Total					95,732
SCHOOL	40	326000	WAIHAOLE ELEM	100	42100	WEIGHTED STUDENT FORMULA	13,171
SCHOOL	40	326000	WAIHAOLE ELEM	150	17100	SPECIAL EDUCATION PER PUPIL ALLOCATION	5,610
SCHOOL	40	326000	WAIHAOLE ELEM	400	37335	MENSTRUAL PRODUCTS	145
		326000 Total					18,926
SCHOOL	40	327000	WAIMANALO ELEM & INTER	100	12642	RESOURCES FOR NEW FACILITIES-REG EDUC	7,190
SCHOOL	40	327000	WAIMANALO ELEM & INTER	100	42100	WEIGHTED STUDENT FORMULA	61,978
SCHOOL	40	327000	WAIMANALO ELEM & INTER	150	17100	SPECIAL EDUCATION PER PUPIL ALLOCATION	90,912
SCHOOL	40	327000	WAIMANALO ELEM & INTER	400	37335	MENSTRUAL PRODUCTS	220
SCHOOL	40	327000	WAIMANALO ELEM & INTER	500	45005	REACH PROGRAM	6
		327000 Total					160,306
SCHOOL	40	330000	KAELEPULU ELEM	100	42100	WEIGHTED STUDENT FORMULA	96,467
SCHOOL	40	330000	KAELEPULU ELEM	150	17100	SPECIAL EDUCATION PER PUPIL ALLOCATION	15,013
SCHOOL	40	330000	KAELEPULU ELEM	400	37335	MENSTRUAL PRODUCTS	23
		330000 Total					111,503
SCHOOL	40	331000	KAHUKU ELEM	100	42100	WEIGHTED STUDENT FORMULA	98,412
SCHOOL	40	331000	KAHUKU ELEM	150	17100	SPECIAL EDUCATION PER PUPIL ALLOCATION	15,061
SCHOOL	40	331000	KAHUKU ELEM	400	37335	MENSTRUAL PRODUCTS	1,471
		331000 Total					114,944

Department of Education
General Fund Carryover Report by School, Complex Area, and Office
BFY 2023 to BFY 2024

Level	Dist	Org Id	Org Id Descript	EDN	Program ID	Program Descript	Amount of Carryover
SCHOOL	40	335000	AHUIMANU ELEM	100	42100	WEIGHTED STUDENT FORMULA	90,541
SCHOOL	40	335000	AHUIMANU ELEM	150	17100	SPECIAL EDUCATION PER PUPIL ALLOCATION	68
SCHOOL	40	335000	AHUIMANU ELEM	400	37335	MENSTRUAL PRODUCTS	1,061
			335000 Total				91,670
SCHOOL	40	472000	HALE O' OLOMANA	100	18205	OLOMANA HALE HOOMALU	10,968
			472000 Total				10,968
SCHOOL	40	475000	OLOMANA SCHOOL	100	15849	VOCATIONAL & APPLIED TECHNOLOGY	343
SCHOOL	40	475000	OLOMANA SCHOOL	100	16817	EARLY COLLEGE	71,750
SCHOOL	40	475000	OLOMANA SCHOOL	100	18205	OLOMANA HALE HOOMALU	21,120
SCHOOL	40	475000	OLOMANA SCHOOL	100	18206	OLOMANA SCHOOL	124,973
SCHOOL	40	475000	OLOMANA SCHOOL	100	18869	OLOMANA YOUTH CENTER	341,532
SCHOOL	40	475000	OLOMANA SCHOOL	100	27000	ATHLETICS-TRANSPORTATION	3,372
SCHOOL	40	475000	OLOMANA SCHOOL	100	27100	ATHLETICS-SALARY	20,971
SCHOOL	40	475000	OLOMANA SCHOOL	100	27400	ATHLETICS-SUPPLIES & EQUIP	3,370
SCHOOL	40	475000	OLOMANA SCHOOL	100	42100	WEIGHTED STUDENT FORMULA	300
SCHOOL	40	475000	OLOMANA SCHOOL	400	37335	MENSTRUAL PRODUCTS	846
SCHOOL	40	475000	OLOMANA SCHOOL	400	37721	ATHLETIC TRAVEL	3,339
			475000 Total				591,916
SCHOOL	50	351000	DE SILVA ELEM	100	42100	WEIGHTED STUDENT FORMULA	146,066
SCHOOL	50	351000	DE SILVA ELEM	150	17100	SPECIAL EDUCATION PER PUPIL ALLOCATION	7,150
SCHOOL	50	351000	DE SILVA ELEM	400	37335	MENSTRUAL PRODUCTS	1,557
			351000 Total				154,773
SCHOOL	50	352000	HAAHEO ELEM	100	42100	WEIGHTED STUDENT FORMULA	58,365
SCHOOL	50	352000	HAAHEO ELEM	150	17100	SPECIAL EDUCATION PER PUPIL ALLOCATION	39,246
			352000 Total				97,611
SCHOOL	50	353000	KEAAU ELEM	100	42100	WEIGHTED STUDENT FORMULA	329,914
SCHOOL	50	353000	KEAAU ELEM	150	17100	SPECIAL EDUCATION PER PUPIL ALLOCATION	202,923
SCHOOL	50	353000	KEAAU ELEM	400	37335	MENSTRUAL PRODUCTS	2,865
			353000 Total				535,702
SCHOOL	50	354000	KEAAU HIGH	100	15849	VOCATIONAL & APPLIED TECHNOLOGY	6,743
SCHOOL	50	354000	KEAAU HIGH	100	18864	ALTERNATIVE PROGRAMS	6
SCHOOL	50	354000	KEAAU HIGH	100	27100	ATHLETICS-SALARY	26,318
SCHOOL	50	354000	KEAAU HIGH	100	27300	ATHLETICS-GENDER EQUITY	34,672
SCHOOL	50	354000	KEAAU HIGH	100	27400	ATHLETICS-SUPPLIES & EQUIP	438
SCHOOL	50	354000	KEAAU HIGH	100	27480	ATHLETIC TRAINERS	600
SCHOOL	50	354000	KEAAU HIGH	100	42100	WEIGHTED STUDENT FORMULA	634,831
SCHOOL	50	354000	KEAAU HIGH	150	17100	SPECIAL EDUCATION PER PUPIL ALLOCATION	279,262
SCHOOL	50	354000	KEAAU HIGH	400	37335	MENSTRUAL PRODUCTS	1,186
SCHOOL	50	354000	KEAAU HIGH	400	37721	ATHLETIC TRAVEL	352
			354000 Total				984,408
SCHOOL	50	355000	HILO HIGH	100	15849	VOCATIONAL & APPLIED TECHNOLOGY	3,464

Department of Education
General Fund Carryover Report by School, Complex Area, and Office
BFY 2023 to BFY 2024

Level	Dist	Org Id	Org Id Descript	EDN	Program ID	Program Descript	Amount of Carryover
SCHOOL	50	355000	HILO HIGH	100	16158	JR RES OFFICER TRNG CORP	387
SCHOOL	50	355000	HILO HIGH	100	16770	LEARNING CENTERS	11,873
SCHOOL	50	355000	HILO HIGH	100	16817	EARLY COLLEGE	14,350
SCHOOL	50	355000	HILO HIGH	100	27000	ATHLETICS-TRANSPORTATION	4,606
SCHOOL	50	355000	HILO HIGH	100	27100	ATHLETICS-SALARY	63,174
SCHOOL	50	355000	HILO HIGH	100	27300	ATHLETICS-GENDER EQUITY	4,154
SCHOOL	50	355000	HILO HIGH	100	27400	ATHLETICS-SUPPLIES & EQUIP	22
SCHOOL	50	355000	HILO HIGH	100	27480	ATHLETIC TRAINERS	-1,055
SCHOOL	50	355000	HILO HIGH	100	42100	WEIGHTED STUDENT FORMULA	381,815
SCHOOL	50	355000	HILO HIGH	150	17100	SPECIAL EDUCATION PER PUPIL ALLOCATION	134,752
SCHOOL	50	355000	HILO HIGH	400	37335	MENSTRUAL PRODUCTS	18,937
SCHOOL	50	355000	HILO HIGH	400	37721	ATHLETIC TRAVEL	3,957
		355000 Total					640,436
SCHOOL	50	356000	HILO INTER	100	42100	WEIGHTED STUDENT FORMULA	31,135
SCHOOL	50	356000	HILO INTER	150	17100	SPECIAL EDUCATION PER PUPIL ALLOCATION	150
SCHOOL	50	356000	HILO INTER	400	37335	MENSTRUAL PRODUCTS	1
SCHOOL	50	356000	HILO INTER	500	45005	REACH PROGRAM	2,785
		356000 Total					34,071
SCHOOL	50	357000	HILO UNION ELEM	100	42100	WEIGHTED STUDENT FORMULA	126,459
SCHOOL	50	357000	HILO UNION ELEM	150	17100	SPECIAL EDUCATION PER PUPIL ALLOCATION	47,239
SCHOOL	50	357000	HILO UNION ELEM	400	37335	MENSTRUAL PRODUCTS	2,023
		357000 Total					175,721
SCHOOL	50	358000	HOLUALOA ELEM	100	42100	WEIGHTED STUDENT FORMULA	155,865
SCHOOL	50	358000	HOLUALOA ELEM	150	17100	SPECIAL EDUCATION PER PUPIL ALLOCATION	11,870
SCHOOL	50	358000	HOLUALOA ELEM	400	37335	MENSTRUAL PRODUCTS	6
		358000 Total					167,741
SCHOOL	50	359000	HONAUNAU ELEM	100	42100	WEIGHTED STUDENT FORMULA	169,675
SCHOOL	50	359000	HONAUNAU ELEM	150	17100	SPECIAL EDUCATION PER PUPIL ALLOCATION	53,798
SCHOOL	50	359000	HONAUNAU ELEM	400	37335	MENSTRUAL PRODUCTS	331
		359000 Total					223,804
SCHOOL	50	360000	HONOKAA HIGH & INTER	100	15849	VOCATIONAL & APPLIED TECHNOLOGY	1,678
SCHOOL	50	360000	HONOKAA HIGH & INTER	100	18863	HIGH CORE (STOREFRONT)	16
SCHOOL	50	360000	HONOKAA HIGH & INTER	100	18864	ALTERNATIVE PROGRAMS	36
SCHOOL	50	360000	HONOKAA HIGH & INTER	100	27000	ATHLETICS-TRANSPORTATION	425
SCHOOL	50	360000	HONOKAA HIGH & INTER	100	27100	ATHLETICS-SALARY	53,094
SCHOOL	50	360000	HONOKAA HIGH & INTER	100	27300	ATHLETICS-GENDER EQUITY	231
SCHOOL	50	360000	HONOKAA HIGH & INTER	100	27400	ATHLETICS-SUPPLIES & EQUIP	106
SCHOOL	50	360000	HONOKAA HIGH & INTER	100	27480	ATHLETIC TRAINERS	1,266
SCHOOL	50	360000	HONOKAA HIGH & INTER	100	42100	WEIGHTED STUDENT FORMULA	221,359
SCHOOL	50	360000	HONOKAA HIGH & INTER	150	17100	SPECIAL EDUCATION PER PUPIL ALLOCATION	20,012
SCHOOL	50	360000	HONOKAA HIGH & INTER	400	37335	MENSTRUAL PRODUCTS	9,759

Department of Education
General Fund Carryover Report by School, Complex Area, and Office
BFY 2023 to BFY 2024

Level	Dist	Org Id	Org Id Descript	EDN	Program ID	Program Descript	Amount of Carryover
SCHOOL	50	360000	HONOKAA HIGH & INTER	400	37721	ATHLETIC TRAVEL	180
SCHOOL	50	360000	HONOKAA HIGH & INTER	500	45005	REACH PROGRAM	-52
		360000 Total					308,110
SCHOOL	50	361000	HONOKAA ELEM	100	42100	WEIGHTED STUDENT FORMULA	537,905
SCHOOL	50	361000	HONOKAA ELEM	150	17100	SPECIAL EDUCATION PER PUPIL ALLOCATION	275,123
SCHOOL	50	361000	HONOKAA ELEM	400	37335	MENSTRUAL PRODUCTS	2,465
		361000 Total					815,493
SCHOOL	50	363000	HOOKENA ELEM	100	42100	WEIGHTED STUDENT FORMULA	115,905
SCHOOL	50	363000	HOOKENA ELEM	150	17100	SPECIAL EDUCATION PER PUPIL ALLOCATION	59,315
SCHOOL	50	363000	HOOKENA ELEM	400	37335	MENSTRUAL PRODUCTS	3
		363000 Total					175,223
SCHOOL	50	365000	KALANIANAOLE ELEM & INTER	100	42100	WEIGHTED STUDENT FORMULA	105,784
SCHOOL	50	365000	KALANIANAOLE ELEM & INTER	150	17100	SPECIAL EDUCATION PER PUPIL ALLOCATION	27,493
SCHOOL	50	365000	KALANIANAOLE ELEM & INTER	400	37335	MENSTRUAL PRODUCTS	77
		365000 Total					133,354
SCHOOL	50	366000	KOHALA MIDDLE	100	42100	WEIGHTED STUDENT FORMULA	77,745
SCHOOL	50	366000	KOHALA MIDDLE	150	17100	SPECIAL EDUCATION PER PUPIL ALLOCATION	26,971
SCHOOL	50	366000	KOHALA MIDDLE	400	37335	MENSTRUAL PRODUCTS	151
		366000 Total					104,867
SCHOOL	50	367000	KAPIOLANI ELEM	100	42100	WEIGHTED STUDENT FORMULA	123,759
SCHOOL	50	367000	KAPIOLANI ELEM	150	17100	SPECIAL EDUCATION PER PUPIL ALLOCATION	20,188
SCHOOL	50	367000	KAPIOLANI ELEM	400	37335	MENSTRUAL PRODUCTS	11
		367000 Total					143,958
SCHOOL	50	368000	KAU HIGH & PAHALA ELEM	100	15849	VOCATIONAL & APPLIED TECHNOLOGY	172
SCHOOL	50	368000	KAU HIGH & PAHALA ELEM	100	16817	EARLY COLLEGE	12,300
SCHOOL	50	368000	KAU HIGH & PAHALA ELEM	100	18864	ALTERNATIVE PROGRAMS	36
SCHOOL	50	368000	KAU HIGH & PAHALA ELEM	100	27000	ATHLETICS-TRANSPORTATION	16,517
SCHOOL	50	368000	KAU HIGH & PAHALA ELEM	100	27100	ATHLETICS-SALARY	32,833
SCHOOL	50	368000	KAU HIGH & PAHALA ELEM	100	27400	ATHLETICS-SUPPLIES & EQUIP	17,347
SCHOOL	50	368000	KAU HIGH & PAHALA ELEM	100	27480	ATHLETIC TRAINERS	1,355
SCHOOL	50	368000	KAU HIGH & PAHALA ELEM	100	42100	WEIGHTED STUDENT FORMULA	70,359
SCHOOL	50	368000	KAU HIGH & PAHALA ELEM	150	17100	SPECIAL EDUCATION PER PUPIL ALLOCATION	10,813
SCHOOL	50	368000	KAU HIGH & PAHALA ELEM	200	26606	EAST HAWAII ALTERNATIVE LEARNING	-157
SCHOOL	50	368000	KAU HIGH & PAHALA ELEM	500	45005	REACH PROGRAM	5,001
		368000 Total					166,576
SCHOOL	50	369000	KAUMANA ELEM	100	42100	WEIGHTED STUDENT FORMULA	54,645
SCHOOL	50	369000	KAUMANA ELEM	150	17100	SPECIAL EDUCATION PER PUPIL ALLOCATION	29,324
SCHOOL	50	369000	KAUMANA ELEM	400	37335	MENSTRUAL PRODUCTS	845
		369000 Total					84,814
SCHOOL	50	370000	KEAAU MIDDLE	100	42100	WEIGHTED STUDENT FORMULA	240,508
SCHOOL	50	370000	KEAAU MIDDLE	150	17100	SPECIAL EDUCATION PER PUPIL ALLOCATION	134,875

Department of Education
General Fund Carryover Report by School, Complex Area, and Office
BFY 2023 to BFY 2024

Level	Dist	Org Id	Org Id Descript	EDN	Program ID	Program Descript	Amount of Carryover
SCHOOL	50	370000	KEAAU MIDDLE	400	37335	MENSTRUAL PRODUCTS	332
		370000 Total					375,715
SCHOOL	50	371000	KAHAKAI ELEM	100	27100	ATHLETICS-SALARY	-185
SCHOOL	50	371000	KAHAKAI ELEM	100	42100	WEIGHTED STUDENT FORMULA	67,447
SCHOOL	50	371000	KAHAKAI ELEM	150	17100	SPECIAL EDUCATION PER PUPIL ALLOCATION	6,262
SCHOOL	50	371000	KAHAKAI ELEM	400	37335	MENSTRUAL PRODUCTS	-4
		371000 Total					73,520
SCHOOL	50	372000	KEAUKAHA ELEM	100	42100	WEIGHTED STUDENT FORMULA	116,110
SCHOOL	50	372000	KEAUKAHA ELEM	150	17100	SPECIAL EDUCATION PER PUPIL ALLOCATION	41,054
SCHOOL	50	372000	KEAUKAHA ELEM	400	37335	MENSTRUAL PRODUCTS	26
		372000 Total					157,190
SCHOOL	50	373000	KOHALA HIGH	100	15849	VOCATIONAL & APPLIED TECHNOLOGY	3
SCHOOL	50	373000	KOHALA HIGH	100	16817	EARLY COLLEGE	600
SCHOOL	50	373000	KOHALA HIGH	100	18864	ALTERNATIVE PROGRAMS	1,719
SCHOOL	50	373000	KOHALA HIGH	100	27000	ATHLETICS-TRANSPORTATION	29,778
SCHOOL	50	373000	KOHALA HIGH	100	27100	ATHLETICS-SALARY	223,226
SCHOOL	50	373000	KOHALA HIGH	100	27300	ATHLETICS-GENDER EQUITY	4,296
SCHOOL	50	373000	KOHALA HIGH	100	27400	ATHLETICS-SUPPLIES & EQUIP	12
SCHOOL	50	373000	KOHALA HIGH	100	27480	ATHLETIC TRAINERS	8,659
SCHOOL	50	373000	KOHALA HIGH	100	42100	WEIGHTED STUDENT FORMULA	53,951
SCHOOL	50	373000	KOHALA HIGH	100	42127	CAREER & TECHNICAL STUDENT ORGS	-4,500
SCHOOL	50	373000	KOHALA HIGH	150	17100	SPECIAL EDUCATION PER PUPIL ALLOCATION	19,419
SCHOOL	50	373000	KOHALA HIGH	400	37335	MENSTRUAL PRODUCTS	346
SCHOOL	50	373000	KOHALA HIGH	400	37721	ATHLETIC TRAVEL	25
		373000 Total					337,534
SCHOOL	50	374000	KONAWAENA HIGH	100	15849	VOCATIONAL & APPLIED TECHNOLOGY	9,589
SCHOOL	50	374000	KONAWAENA HIGH	100	16158	JR RES OFFICER TRNG CORP	1,262
SCHOOL	50	374000	KONAWAENA HIGH	100	16817	EARLY COLLEGE	26,900
SCHOOL	50	374000	KONAWAENA HIGH	100	18864	ALTERNATIVE PROGRAMS	71
SCHOOL	50	374000	KONAWAENA HIGH	100	27000	ATHLETICS-TRANSPORTATION	180
SCHOOL	50	374000	KONAWAENA HIGH	100	27100	ATHLETICS-SALARY	51,022
SCHOOL	50	374000	KONAWAENA HIGH	100	27300	ATHLETICS-GENDER EQUITY	-1,658
SCHOOL	50	374000	KONAWAENA HIGH	100	27400	ATHLETICS-SUPPLIES & EQUIP	119
SCHOOL	50	374000	KONAWAENA HIGH	100	27480	ATHLETIC TRAINERS	2,094
SCHOOL	50	374000	KONAWAENA HIGH	100	42100	WEIGHTED STUDENT FORMULA	288,876
SCHOOL	50	374000	KONAWAENA HIGH	150	17100	SPECIAL EDUCATION PER PUPIL ALLOCATION	33,083
SCHOOL	50	374000	KONAWAENA HIGH	400	37335	MENSTRUAL PRODUCTS	753
SCHOOL	50	374000	KONAWAENA HIGH	400	37721	ATHLETIC TRAVEL	953
		374000 Total					413,244
SCHOOL	50	375000	KONAWAENA ELEM	100	42100	WEIGHTED STUDENT FORMULA	291,622
SCHOOL	50	375000	KONAWAENA ELEM	150	17100	SPECIAL EDUCATION PER PUPIL ALLOCATION	60,644

Department of Education
General Fund Carryover Report by School, Complex Area, and Office
BFY 2023 to BFY 2024

Level	Dist	Org Id	Org Id Descript	EDN	Program ID	Program Descript	Amount of Carryover
SCHOOL	50	375000	KONAWAENA ELEM	400	37335	MENSTRUAL PRODUCTS	2
		375000 Total					352,268
SCHOOL	50	376000	KONAWAENA MIDDLE	100	12642	RESOURCES FOR NEW FACILITIES-REG EDUC	2,227
SCHOOL	50	376000	KONAWAENA MIDDLE	100	42100	WEIGHTED STUDENT FORMULA	98,080
SCHOOL	50	376000	KONAWAENA MIDDLE	150	17100	SPECIAL EDUCATION PER PUPIL ALLOCATION	49,459
SCHOOL	50	376000	KONAWAENA MIDDLE	400	37335	MENSTRUAL PRODUCTS	2,947
		376000 Total					152,713
SCHOOL	50	378000	KE KULA 'O 'EHUNUIKAIMALINO	100	15849	VOCATIONAL & APPLIED TECHNOLOGY	5,056
SCHOOL	50	378000	KE KULA 'O 'EHUNUIKAIMALINO	100	27000	ATHLETICS-TRANSPORTATION	5,859
SCHOOL	50	378000	KE KULA 'O 'EHUNUIKAIMALINO	100	27100	ATHLETICS-SALARY	54,099
SCHOOL	50	378000	KE KULA 'O 'EHUNUIKAIMALINO	100	27400	ATHLETICS-SUPPLIES & EQUIP	4,496
SCHOOL	50	378000	KE KULA 'O 'EHUNUIKAIMALINO	100	42100	WEIGHTED STUDENT FORMULA	277,889
SCHOOL	50	378000	KE KULA 'O 'EHUNUIKAIMALINO	150	17100	SPECIAL EDUCATION PER PUPIL ALLOCATION	10,796
SCHOOL	50	378000	KE KULA 'O 'EHUNUIKAIMALINO	400	37335	MENSTRUAL PRODUCTS	4
SCHOOL	50	378000	KE KULA 'O 'EHUNUIKAIMALINO	400	37721	ATHLETIC TRAVEL	5,570
		378000 Total					363,769
SCHOOL	50	379000	MOUNTAIN VIEW ELEM	100	42100	WEIGHTED STUDENT FORMULA	194,583
SCHOOL	50	379000	MOUNTAIN VIEW ELEM	150	17100	SPECIAL EDUCATION PER PUPIL ALLOCATION	99,485
SCHOOL	50	379000	MOUNTAIN VIEW ELEM	400	37335	MENSTRUAL PRODUCTS	49
SCHOOL	50	379000	MOUNTAIN VIEW ELEM	500	45005	REACH PROGRAM	-154
		379000 Total					293,963
SCHOOL	50	380000	NAALEHU ELEM	100	42100	WEIGHTED STUDENT FORMULA	43,158
SCHOOL	50	380000	NAALEHU ELEM	150	17100	SPECIAL EDUCATION PER PUPIL ALLOCATION	262,746
SCHOOL	50	380000	NAALEHU ELEM	400	37335	MENSTRUAL PRODUCTS	43
		380000 Total					305,947
SCHOOL	50	381000	PAHOA ELEM	100	42100	WEIGHTED STUDENT FORMULA	121,605
SCHOOL	50	381000	PAHOA ELEM	150	17100	SPECIAL EDUCATION PER PUPIL ALLOCATION	228,383
		381000 Total					349,988
SCHOOL	50	382000	PAAUILO ELEM & INTER	100	42100	WEIGHTED STUDENT FORMULA	75,391
SCHOOL	50	382000	PAAUILO ELEM & INTER	150	17100	SPECIAL EDUCATION PER PUPIL ALLOCATION	2,902
SCHOOL	50	382000	PAAUILO ELEM & INTER	400	37335	MENSTRUAL PRODUCTS	1,361
		382000 Total					79,654
SCHOOL	50	383000	PAHOA HIGH & INTER	100	15849	VOCATIONAL & APPLIED TECHNOLOGY	538
SCHOOL	50	383000	PAHOA HIGH & INTER	100	18864	ALTERNATIVE PROGRAMS	3,680
SCHOOL	50	383000	PAHOA HIGH & INTER	100	27000	ATHLETICS-TRANSPORTATION	9,584
SCHOOL	50	383000	PAHOA HIGH & INTER	100	27100	ATHLETICS-SALARY	99,913
SCHOOL	50	383000	PAHOA HIGH & INTER	100	27300	ATHLETICS-GENDER EQUITY	11,452
SCHOOL	50	383000	PAHOA HIGH & INTER	100	27400	ATHLETICS-SUPPLIES & EQUIP	976
SCHOOL	50	383000	PAHOA HIGH & INTER	100	27480	ATHLETIC TRAINERS	3,568
SCHOOL	50	383000	PAHOA HIGH & INTER	100	42100	WEIGHTED STUDENT FORMULA	264,451
SCHOOL	50	383000	PAHOA HIGH & INTER	150	17100	SPECIAL EDUCATION PER PUPIL ALLOCATION	559,256

Department of Education
General Fund Carryover Report by School, Complex Area, and Office
BFY 2023 to BFY 2024

Level	Dist	Org Id	Org Id Descript	EDN	Program ID	Program Descript	Amount of Carryover
SCHOOL	50	383000	PAHOA HIGH & INTER	400	37721	ATHLETIC TRAVEL	5,866
383000 Total							959,284
SCHOOL	50	384000	WAIAKEA ELEM	100	42100	WEIGHTED STUDENT FORMULA	144,258
SCHOOL	50	384000	WAIAKEA ELEM	150	17100	SPECIAL EDUCATION PER PUPIL ALLOCATION	28,234
SCHOOL	50	384000	WAIAKEA ELEM	400	37335	MENSTRUAL PRODUCTS	1
384000 Total							172,493
SCHOOL	50	385000	WAIAKEA INTER	100	42100	WEIGHTED STUDENT FORMULA	226,428
SCHOOL	50	385000	WAIAKEA INTER	150	17100	SPECIAL EDUCATION PER PUPIL ALLOCATION	31,210
SCHOOL	50	385000	WAIAKEA INTER	400	37335	MENSTRUAL PRODUCTS	7
SCHOOL	50	385000	WAIAKEA INTER	500	45005	REACH PROGRAM	1,670
385000 Total							259,315
SCHOOL	50	386000	WAIAKEAWAENA ELEM	100	42100	WEIGHTED STUDENT FORMULA	220,900
SCHOOL	50	386000	WAIAKEAWAENA ELEM	150	17100	SPECIAL EDUCATION PER PUPIL ALLOCATION	78,648
SCHOOL	50	386000	WAIAKEAWAENA ELEM	400	37335	MENSTRUAL PRODUCTS	884
386000 Total							300,432
SCHOOL	50	387000	WAIMEA ELEM	100	42100	WEIGHTED STUDENT FORMULA	146,521
SCHOOL	50	387000	WAIMEA ELEM	150	17100	SPECIAL EDUCATION PER PUPIL ALLOCATION	26,040
SCHOOL	50	387000	WAIMEA ELEM	400	37335	MENSTRUAL PRODUCTS	403
387000 Total							172,964
SCHOOL	50	388000	KEALAKEHE ELEM	100	27100	ATHLETICS-SALARY	-401
SCHOOL	50	388000	KEALAKEHE ELEM	100	42100	WEIGHTED STUDENT FORMULA	372,593
SCHOOL	50	388000	KEALAKEHE ELEM	150	17100	SPECIAL EDUCATION PER PUPIL ALLOCATION	20,807
SCHOOL	50	388000	KEALAKEHE ELEM	400	37335	MENSTRUAL PRODUCTS	47
388000 Total							393,046
SCHOOL	50	389000	WAIAKEA HIGH	100	15849	VOCATIONAL & APPLIED TECHNOLOGY	1,699
SCHOOL	50	389000	WAIAKEA HIGH	100	16770	LEARNING CENTERS	7,445
SCHOOL	50	389000	WAIAKEA HIGH	100	18864	ALTERNATIVE PROGRAMS	1,602
SCHOOL	50	389000	WAIAKEA HIGH	100	27000	ATHLETICS-TRANSPORTATION	-23
SCHOOL	50	389000	WAIAKEA HIGH	100	27100	ATHLETICS-SALARY	12,988
SCHOOL	50	389000	WAIAKEA HIGH	100	27300	ATHLETICS-GENDER EQUITY	6,029
SCHOOL	50	389000	WAIAKEA HIGH	100	27400	ATHLETICS-SUPPLIES & EQUIP	55,056
SCHOOL	50	389000	WAIAKEA HIGH	100	42100	WEIGHTED STUDENT FORMULA	407,916
SCHOOL	50	389000	WAIAKEA HIGH	150	17100	SPECIAL EDUCATION PER PUPIL ALLOCATION	92,823
SCHOOL	50	389000	WAIAKEA HIGH	400	37335	MENSTRUAL PRODUCTS	7
SCHOOL	50	389000	WAIAKEA HIGH	400	37721	ATHLETIC TRAVEL	-1,249
389000 Total							584,293
SCHOOL	50	390000	KEALAKEHE INTER	100	42100	WEIGHTED STUDENT FORMULA	79,817
SCHOOL	50	390000	KEALAKEHE INTER	150	17100	SPECIAL EDUCATION PER PUPIL ALLOCATION	55,216
SCHOOL	50	390000	KEALAKEHE INTER	400	37335	MENSTRUAL PRODUCTS	4,370
SCHOOL	50	390000	KEALAKEHE INTER	500	45005	REACH PROGRAM	14
390000 Total							139,417

Department of Education
General Fund Carryover Report by School, Complex Area, and Office
BFY 2023 to BFY 2024

Level	Dist	Org Id	Org Id Descript	EDN	Program ID	Program Descript	Amount of Carryover
SCHOOL	50	391000	KEONEPOKO ELEM	100	42100	WEIGHTED STUDENT FORMULA	222,995
SCHOOL	50	391000	KEONEPOKO ELEM	150	17100	SPECIAL EDUCATION PER PUPIL ALLOCATION	73,366
SCHOOL	50	391000	KEONEPOKO ELEM	400	37335	MENSTRUAL PRODUCTS	7
		391000 Total					296,368
SCHOOL	50	392000	KEALAKEHE HIGH	100	15849	VOCATIONAL & APPLIED TECHNOLOGY	1,002
SCHOOL	50	392000	KEALAKEHE HIGH	100	16158	JR RES OFFICER TRNG CORP	-54
SCHOOL	50	392000	KEALAKEHE HIGH	100	16817	EARLY COLLEGE	75,000
SCHOOL	50	392000	KEALAKEHE HIGH	100	27000	ATHLETICS-TRANSPORTATION	-187
SCHOOL	50	392000	KEALAKEHE HIGH	100	27100	ATHLETICS-SALARY	14,846
SCHOOL	50	392000	KEALAKEHE HIGH	100	27300	ATHLETICS-GENDER EQUITY	-4,912
SCHOOL	50	392000	KEALAKEHE HIGH	100	27400	ATHLETICS-SUPPLIES & EQUIP	580
SCHOOL	50	392000	KEALAKEHE HIGH	100	42100	WEIGHTED STUDENT FORMULA	412,632
SCHOOL	50	392000	KEALAKEHE HIGH	150	17100	SPECIAL EDUCATION PER PUPIL ALLOCATION	15,866
		392000 Total					514,773
SCHOOL	50	393000	WAIKOLOA ELEM & MIDDLE	100	12642	RESOURCES FOR NEW FACILITIES-REG EDUC	75
SCHOOL	50	393000	WAIKOLOA ELEM & MIDDLE	100	42100	WEIGHTED STUDENT FORMULA	262,242
SCHOOL	50	393000	WAIKOLOA ELEM & MIDDLE	150	17100	SPECIAL EDUCATION PER PUPIL ALLOCATION	41,865
SCHOOL	50	393000	WAIKOLOA ELEM & MIDDLE	400	37335	MENSTRUAL PRODUCTS	969
		393000 Total					305,151
SCHOOL	50	395000	KOHALA ELEM	100	42100	WEIGHTED STUDENT FORMULA	227,028
SCHOOL	50	395000	KOHALA ELEM	150	17100	SPECIAL EDUCATION PER PUPIL ALLOCATION	86,238
SCHOOL	50	395000	KOHALA ELEM	400	37335	MENSTRUAL PRODUCTS	622
		395000 Total					313,888
SCHOOL	60	400000	BALDWIN HIGH	100	15849	VOCATIONAL & APPLIED TECHNOLOGY	1,170
SCHOOL	60	400000	BALDWIN HIGH	100	16158	JR RES OFFICER TRNG CORP	1,312
SCHOOL	60	400000	BALDWIN HIGH	100	16770	LEARNING CENTERS	25,080
SCHOOL	60	400000	BALDWIN HIGH	100	27000	ATHLETICS-TRANSPORTATION	-28,668
SCHOOL	60	400000	BALDWIN HIGH	100	27100	ATHLETICS-SALARY	97,790
SCHOOL	60	400000	BALDWIN HIGH	100	27300	ATHLETICS-GENDER EQUITY	-2,146
SCHOOL	60	400000	BALDWIN HIGH	100	27400	ATHLETICS-SUPPLIES & EQUIP	2,243
SCHOOL	60	400000	BALDWIN HIGH	100	27480	ATHLETIC TRAINERS	959
SCHOOL	60	400000	BALDWIN HIGH	100	42100	WEIGHTED STUDENT FORMULA	41,738
SCHOOL	60	400000	BALDWIN HIGH	150	17100	SPECIAL EDUCATION PER PUPIL ALLOCATION	45,624
SCHOOL	60	400000	BALDWIN HIGH	400	37335	MENSTRUAL PRODUCTS	17,993
SCHOOL	60	400000	BALDWIN HIGH	400	37721	ATHLETIC TRAVEL	545
		400000 Total					203,640
SCHOOL	60	401000	HAIKU ELEM	100	42100	WEIGHTED STUDENT FORMULA	142,289
SCHOOL	60	401000	HAIKU ELEM	150	17100	SPECIAL EDUCATION PER PUPIL ALLOCATION	18,129
SCHOOL	60	401000	HAIKU ELEM	400	37335	MENSTRUAL PRODUCTS	1,307
		401000 Total					161,725
SCHOOL	60	402000	HANA HIGH & ELEM	100	15849	VOCATIONAL & APPLIED TECHNOLOGY	3,289

Department of Education
General Fund Carryover Report by School, Complex Area, and Office
BFY 2023 to BFY 2024

Level	Dist	Org Id	Org Id Descript	EDN	Program ID	Program Descript	Amount of Carryover
SCHOOL	60	402000	HANA HIGH & ELEM	100	18864	ALTERNATIVE PROGRAMS	1
SCHOOL	60	402000	HANA HIGH & ELEM	100	27000	ATHLETICS-TRANSPORTATION	1,580
SCHOOL	60	402000	HANA HIGH & ELEM	100	27100	ATHLETICS-SALARY	9,968
SCHOOL	60	402000	HANA HIGH & ELEM	100	27400	ATHLETICS-SUPPLIES & EQUIP	572
SCHOOL	60	402000	HANA HIGH & ELEM	100	27480	ATHLETIC TRAINERS	163
SCHOOL	60	402000	HANA HIGH & ELEM	100	42100	WEIGHTED STUDENT FORMULA	223,930
SCHOOL	60	402000	HANA HIGH & ELEM	150	17100	SPECIAL EDUCATION PER PUPIL ALLOCATION	63,054
SCHOOL	60	402000	HANA HIGH & ELEM	400	37335	MENSTRUAL PRODUCTS	7,046
SCHOOL	60	402000	HANA HIGH & ELEM	400	37721	ATHLETIC TRAVEL	48
			402000 Total				309,651
SCHOOL	60	404000	IAO INTER	100	42100	WEIGHTED STUDENT FORMULA	42,701
SCHOOL	60	404000	IAO INTER	150	17100	SPECIAL EDUCATION PER PUPIL ALLOCATION	51,030
SCHOOL	60	404000	IAO INTER	400	37335	MENSTRUAL PRODUCTS	12,827
SCHOOL	60	404000	IAO INTER	500	45005	REACH PROGRAM	-401
			404000 Total				106,157
SCHOOL	60	405000	KAHULUI ELEM	100	42100	WEIGHTED STUDENT FORMULA	-4,349
SCHOOL	60	405000	KAHULUI ELEM	150	17100	SPECIAL EDUCATION PER PUPIL ALLOCATION	9,608
SCHOOL	60	405000	KAHULUI ELEM	400	37335	MENSTRUAL PRODUCTS	1,794
			405000 Total				7,053
SCHOOL	60	406000	KAMEHAMEHA III ELEM	100	42100	WEIGHTED STUDENT FORMULA	278,065
SCHOOL	60	406000	KAMEHAMEHA III ELEM	150	17100	SPECIAL EDUCATION PER PUPIL ALLOCATION	22,161
SCHOOL	60	406000	KAMEHAMEHA III ELEM	400	37335	MENSTRUAL PRODUCTS	3,026
			406000 Total				303,252
SCHOOL	60	407000	KAUNAKAKAI ELEM	100	42100	WEIGHTED STUDENT FORMULA	63,710
SCHOOL	60	407000	KAUNAKAKAI ELEM	150	17100	SPECIAL EDUCATION PER PUPIL ALLOCATION	10,202
SCHOOL	60	407000	KAUNAKAKAI ELEM	400	37335	MENSTRUAL PRODUCTS	939
			407000 Total				74,851
SCHOOL	60	409000	KIHEI ELEM	100	42100	WEIGHTED STUDENT FORMULA	28,952
SCHOOL	60	409000	KIHEI ELEM	150	17100	SPECIAL EDUCATION PER PUPIL ALLOCATION	33,147
SCHOOL	60	409000	KIHEI ELEM	400	37335	MENSTRUAL PRODUCTS	3,226
			409000 Total				65,325
SCHOOL	60	410000	KILOHANA ELEM	100	42100	WEIGHTED STUDENT FORMULA	86,794
SCHOOL	60	410000	KILOHANA ELEM	150	17100	SPECIAL EDUCATION PER PUPIL ALLOCATION	22,152
SCHOOL	60	410000	KILOHANA ELEM	400	37335	MENSTRUAL PRODUCTS	864
			410000 Total				109,810
SCHOOL	60	412000	KULA ELEM	100	42100	WEIGHTED STUDENT FORMULA	29,975
SCHOOL	60	412000	KULA ELEM	150	17100	SPECIAL EDUCATION PER PUPIL ALLOCATION	1
SCHOOL	60	412000	KULA ELEM	400	37335	MENSTRUAL PRODUCTS	1,025
			412000 Total				31,001
SCHOOL	60	413000	LAHAINA INTER	100	42100	WEIGHTED STUDENT FORMULA	87,369
SCHOOL	60	413000	LAHAINA INTER	150	17100	SPECIAL EDUCATION PER PUPIL ALLOCATION	23,431

Department of Education
General Fund Carryover Report by School, Complex Area, and Office
BFY 2023 to BFY 2024

Level	Dist	Org Id	Org Id Descript	EDN	Program ID	Program Descript	Amount of Carryover
SCHOOL	60	413000	LAHAINA INTER	400	37335	MENSTRUAL PRODUCTS	12,925
SCHOOL	60	413000	LAHAINA INTER	500	45005	REACH PROGRAM	421
		413000 Total					124,146
SCHOOL	60	414000	LAHAINALUNA HIGH	100	15849	VOCATIONAL & APPLIED TECHNOLOGY	7,508
SCHOOL	60	414000	LAHAINALUNA HIGH	100	16173	LAHAINALUNA BOARDING DEPT-GEN FUND	-623
SCHOOL	60	414000	LAHAINALUNA HIGH	100	16732	HAWAIIAN LANGUAGE IMMERSION PROGRAM	2,136
SCHOOL	60	414000	LAHAINALUNA HIGH	100	16770	LEARNING CENTERS	3,952
SCHOOL	60	414000	LAHAINALUNA HIGH	100	18864	ALTERNATIVE PROGRAMS	-413
SCHOOL	60	414000	LAHAINALUNA HIGH	100	27000	ATHLETICS-TRANSPORTATION	8,115
SCHOOL	60	414000	LAHAINALUNA HIGH	100	27100	ATHLETICS-SALARY	82,878
SCHOOL	60	414000	LAHAINALUNA HIGH	100	27300	ATHLETICS-GENDER EQUITY	4,661
SCHOOL	60	414000	LAHAINALUNA HIGH	100	27400	ATHLETICS-SUPPLIES & EQUIP	116
SCHOOL	60	414000	LAHAINALUNA HIGH	100	27480	ATHLETIC TRAINERS	23
SCHOOL	60	414000	LAHAINALUNA HIGH	100	42100	WEIGHTED STUDENT FORMULA	256,277
SCHOOL	60	414000	LAHAINALUNA HIGH	100	42127	CAREER & TECHNICAL STUDENT ORGS	-1,100
SCHOOL	60	414000	LAHAINALUNA HIGH	150	17100	SPECIAL EDUCATION PER PUPIL ALLOCATION	75,588
SCHOOL	60	414000	LAHAINALUNA HIGH	400	37335	MENSTRUAL PRODUCTS	20,635
SCHOOL	60	414000	LAHAINALUNA HIGH	400	37721	ATHLETIC TRAVEL	1,504
		414000 Total					461,257
SCHOOL	60	415000	LANAI HIGH & ELEM	100	15849	VOCATIONAL & APPLIED TECHNOLOGY	4,929
SCHOOL	60	415000	LANAI HIGH & ELEM	100	27000	ATHLETICS-TRANSPORTATION	27,704
SCHOOL	60	415000	LANAI HIGH & ELEM	100	27100	ATHLETICS-SALARY	14,864
SCHOOL	60	415000	LANAI HIGH & ELEM	100	27300	ATHLETICS-GENDER EQUITY	4,490
SCHOOL	60	415000	LANAI HIGH & ELEM	100	27400	ATHLETICS-SUPPLIES & EQUIP	937
SCHOOL	60	415000	LANAI HIGH & ELEM	100	27480	ATHLETIC TRAINERS	12
SCHOOL	60	415000	LANAI HIGH & ELEM	100	27900	ATHLETICS-TRANSPORTATION MAUI	3,435
SCHOOL	60	415000	LANAI HIGH & ELEM	100	42100	WEIGHTED STUDENT FORMULA	113,652
SCHOOL	60	415000	LANAI HIGH & ELEM	150	17100	SPECIAL EDUCATION PER PUPIL ALLOCATION	17,981
SCHOOL	60	415000	LANAI HIGH & ELEM	400	37335	MENSTRUAL PRODUCTS	6,376
SCHOOL	60	415000	LANAI HIGH & ELEM	400	37721	ATHLETIC TRAVEL	14,772
		415000 Total					209,152
SCHOOL	60	416000	LIHIKAI ELEM	100	42100	WEIGHTED STUDENT FORMULA	24,516
SCHOOL	60	416000	LIHIKAI ELEM	150	17100	SPECIAL EDUCATION PER PUPIL ALLOCATION	24,236
SCHOOL	60	416000	LIHIKAI ELEM	400	37335	MENSTRUAL PRODUCTS	2,498
		416000 Total					51,250
SCHOOL	60	417000	MAKAWAO ELEM	100	42100	WEIGHTED STUDENT FORMULA	145,999
SCHOOL	60	417000	MAKAWAO ELEM	150	17100	SPECIAL EDUCATION PER PUPIL ALLOCATION	15,044
SCHOOL	60	417000	MAKAWAO ELEM	400	37335	MENSTRUAL PRODUCTS	5
		417000 Total					161,048
SCHOOL	60	418000	MAUI HIGH	100	12642	RESOURCES FOR NEW FACILITIES-REG EDUC	48
SCHOOL	60	418000	MAUI HIGH	100	15849	VOCATIONAL & APPLIED TECHNOLOGY	11,781

Department of Education
General Fund Carryover Report by School, Complex Area, and Office
BFY 2023 to BFY 2024

Level	Dist	Org Id	Org Id Descript	EDN	Program ID	Program Descript	Amount of Carryover
SCHOOL	60	418000	MAUI HIGH	100	16770	LEARNING CENTERS	4,846
SCHOOL	60	418000	MAUI HIGH	100	18864	ALTERNATIVE PROGRAMS	487
SCHOOL	60	418000	MAUI HIGH	100	27000	ATHLETICS-TRANSPORTATION	649
SCHOOL	60	418000	MAUI HIGH	100	27100	ATHLETICS-SALARY	78,783
SCHOOL	60	418000	MAUI HIGH	100	27300	ATHLETICS-GENDER EQUITY	20,004
SCHOOL	60	418000	MAUI HIGH	100	27400	ATHLETICS-SUPPLIES & EQUIP	39,635
SCHOOL	60	418000	MAUI HIGH	100	27480	ATHLETIC TRAINERS	817
SCHOOL	60	418000	MAUI HIGH	100	42100	WEIGHTED STUDENT FORMULA	275,990
SCHOOL	60	418000	MAUI HIGH	100	42127	CAREER & TECHNICAL STUDENT ORGS	-1,400
SCHOOL	60	418000	MAUI HIGH	150	17100	SPECIAL EDUCATION PER PUPIL ALLOCATION	50,123
SCHOOL	60	418000	MAUI HIGH	400	37335	MENSTRUAL PRODUCTS	9,093
SCHOOL	60	418000	MAUI HIGH	400	37721	ATHLETIC TRAVEL	-5,686
		418000 Total					485,170
SCHOOL	60	419000	MAUNALOA ELEM	100	42100	WEIGHTED STUDENT FORMULA	34,617
SCHOOL	60	419000	MAUNALOA ELEM	150	17100	SPECIAL EDUCATION PER PUPIL ALLOCATION	10,381
SCHOOL	60	419000	MAUNALOA ELEM	400	37335	MENSTRUAL PRODUCTS	591
		419000 Total					45,589
SCHOOL	60	420000	KALAMA INTER	100	27100	ATHLETICS-SALARY	-1,042
SCHOOL	60	420000	KALAMA INTER	100	42100	WEIGHTED STUDENT FORMULA	265,835
SCHOOL	60	420000	KALAMA INTER	150	17100	SPECIAL EDUCATION PER PUPIL ALLOCATION	76,970
SCHOOL	60	420000	KALAMA INTER	400	37335	MENSTRUAL PRODUCTS	993
SCHOOL	60	420000	KALAMA INTER	500	45005	REACH PROGRAM	2,624
		420000 Total					345,380
SCHOOL	60	421000	MOLOKAI HIGH	100	15849	VOCATIONAL & APPLIED TECHNOLOGY	1,336
SCHOOL	60	421000	MOLOKAI HIGH	100	16817	EARLY COLLEGE	10,455
SCHOOL	60	421000	MOLOKAI HIGH	100	18864	ALTERNATIVE PROGRAMS	463
SCHOOL	60	421000	MOLOKAI HIGH	100	27000	ATHLETICS-TRANSPORTATION	14,328
SCHOOL	60	421000	MOLOKAI HIGH	100	27100	ATHLETICS-SALARY	140,457
SCHOOL	60	421000	MOLOKAI HIGH	100	27300	ATHLETICS-GENDER EQUITY	10,134
SCHOOL	60	421000	MOLOKAI HIGH	100	27400	ATHLETICS-SUPPLIES & EQUIP	16,678
SCHOOL	60	421000	MOLOKAI HIGH	100	27480	ATHLETIC TRAINERS	33,784
SCHOOL	60	421000	MOLOKAI HIGH	100	27900	ATHLETICS-TRANSPORTATION MAUI	-2,001
SCHOOL	60	421000	MOLOKAI HIGH	100	42100	WEIGHTED STUDENT FORMULA	67,823
SCHOOL	60	421000	MOLOKAI HIGH	150	17100	SPECIAL EDUCATION PER PUPIL ALLOCATION	2,227
SCHOOL	60	421000	MOLOKAI HIGH	400	37335	MENSTRUAL PRODUCTS	4,060
SCHOOL	60	421000	MOLOKAI HIGH	400	37721	ATHLETIC TRAVEL	1,006
		421000 Total					300,750
SCHOOL	60	422000	PAIA ELEM	100	42100	WEIGHTED STUDENT FORMULA	144,873
SCHOOL	60	422000	PAIA ELEM	150	17100	SPECIAL EDUCATION PER PUPIL ALLOCATION	19,848
SCHOOL	60	422000	PAIA ELEM	400	37335	MENSTRUAL PRODUCTS	1,770
		422000 Total					166,491

Department of Education
General Fund Carryover Report by School, Complex Area, and Office
BFY 2023 to BFY 2024

Level	Dist	Org Id	Org Id Descript	EDN	Program ID	Program Descript	Amount of Carryover
SCHOOL	60	424000	WAIHEE ELEM	100	42100	WEIGHTED STUDENT FORMULA	153,595
SCHOOL	60	424000	WAIHEE ELEM	150	17100	SPECIAL EDUCATION PER PUPIL ALLOCATION	24
SCHOOL	60	424000	WAIHEE ELEM	400	37335	MENSTRUAL PRODUCTS	376
		424000 Total					153,995
SCHOOL	60	425000	WAILUKU ELEM	100	42100	WEIGHTED STUDENT FORMULA	113,732
SCHOOL	60	425000	WAILUKU ELEM	150	17100	SPECIAL EDUCATION PER PUPIL ALLOCATION	1,685
SCHOOL	60	425000	WAILUKU ELEM	400	37335	MENSTRUAL PRODUCTS	840
		425000 Total					116,257
SCHOOL	60	426000	PUKALANI ELEM	100	42100	WEIGHTED STUDENT FORMULA	138,781
SCHOOL	60	426000	PUKALANI ELEM	150	17100	SPECIAL EDUCATION PER PUPIL ALLOCATION	37,773
SCHOOL	60	426000	PUKALANI ELEM	400	37335	MENSTRUAL PRODUCTS	148
		426000 Total					176,702
SCHOOL	60	428000	MAUI WAENA INTER	100	42100	WEIGHTED STUDENT FORMULA	284,686
SCHOOL	60	428000	MAUI WAENA INTER	150	17100	SPECIAL EDUCATION PER PUPIL ALLOCATION	236
SCHOOL	60	428000	MAUI WAENA INTER	400	37335	MENSTRUAL PRODUCTS	21,477
SCHOOL	60	428000	MAUI WAENA INTER	500	45005	REACH PROGRAM	644
		428000 Total					307,043
SCHOOL	60	429000	NAHIENAENA ELEM	100	12642	RESOURCES FOR NEW FACILITIES-REG EDUC	337
SCHOOL	60	429000	NAHIENAENA ELEM	100	42100	WEIGHTED STUDENT FORMULA	194,800
SCHOOL	60	429000	NAHIENAENA ELEM	150	17100	SPECIAL EDUCATION PER PUPIL ALLOCATION	60,551
SCHOOL	60	429000	NAHIENAENA ELEM	400	37335	MENSTRUAL PRODUCTS	3,479
		429000 Total					259,167
SCHOOL	60	430000	LOKELANI INTER	100	42100	WEIGHTED STUDENT FORMULA	52,291
SCHOOL	60	430000	LOKELANI INTER	150	17100	SPECIAL EDUCATION PER PUPIL ALLOCATION	21,688
SCHOOL	60	430000	LOKELANI INTER	400	37335	MENSTRUAL PRODUCTS	8,148
SCHOOL	60	430000	LOKELANI INTER	500	45005	REACH PROGRAM	120
		430000 Total					82,247
SCHOOL	60	431000	KAMALII ELEM	100	42100	WEIGHTED STUDENT FORMULA	49,405
SCHOOL	60	431000	KAMALII ELEM	150	17100	SPECIAL EDUCATION PER PUPIL ALLOCATION	41,039
SCHOOL	60	431000	KAMALII ELEM	400	37335	MENSTRUAL PRODUCTS	1,328
		431000 Total					91,772
SCHOOL	60	433000	POMAIKAI ELEM	100	42100	WEIGHTED STUDENT FORMULA	65,066
SCHOOL	60	433000	POMAIKAI ELEM	150	17100	SPECIAL EDUCATION PER PUPIL ALLOCATION	8,060
SCHOOL	60	433000	POMAIKAI ELEM	400	37335	MENSTRUAL PRODUCTS	1,158
		433000 Total					74,284
SCHOOL	60	434000	MOLOKAI MIDDLE	100	42100	WEIGHTED STUDENT FORMULA	63,668
SCHOOL	60	434000	MOLOKAI MIDDLE	150	17100	SPECIAL EDUCATION PER PUPIL ALLOCATION	32,719
SCHOOL	60	434000	MOLOKAI MIDDLE	500	45005	REACH PROGRAM	-129
		434000 Total					96,258
SCHOOL	60	435000	KEKAULIKE HIGH	100	15849	VOCATIONAL & APPLIED TECHNOLOGY	3,723
SCHOOL	60	435000	KEKAULIKE HIGH	100	16732	HAWAIIAN LANGUAGE IMMERSION PROGRAM	-530

Department of Education
General Fund Carryover Report by School, Complex Area, and Office
BFY 2023 to BFY 2024

Level	Dist	Org Id	Org Id Descript	EDN	Program ID	Program Descript	Amount of Carryover
SCHOOL	60	435000	KEKAULIKE HIGH	100	16817	EARLY COLLEGE	50
SCHOOL	60	435000	KEKAULIKE HIGH	100	18864	ALTERNATIVE PROGRAMS	1
SCHOOL	60	435000	KEKAULIKE HIGH	100	27000	ATHLETICS-TRANSPORTATION	9,723
SCHOOL	60	435000	KEKAULIKE HIGH	100	27100	ATHLETICS-SALARY	54,694
SCHOOL	60	435000	KEKAULIKE HIGH	100	27300	ATHLETICS-GENDER EQUITY	13,631
SCHOOL	60	435000	KEKAULIKE HIGH	100	27400	ATHLETICS-SUPPLIES & EQUIP	124,181
SCHOOL	60	435000	KEKAULIKE HIGH	100	27480	ATHLETIC TRAINERS	712
SCHOOL	60	435000	KEKAULIKE HIGH	100	42100	WEIGHTED STUDENT FORMULA	215,919
SCHOOL	60	435000	KEKAULIKE HIGH	100	42127	CAREER & TECHNICAL STUDENT ORGS	-1,200
SCHOOL	60	435000	KEKAULIKE HIGH	150	17100	SPECIAL EDUCATION PER PUPIL ALLOCATION	34,193
SCHOOL	60	435000	KEKAULIKE HIGH	400	37335	MENSTRUAL PRODUCTS	1
SCHOOL	60	435000	KEKAULIKE HIGH	400	37721	ATHLETIC TRAVEL	1,389
		435000 Total					456,487
SCHOOL	60	436000	PUU KUKUI ELEM	100	42100	WEIGHTED STUDENT FORMULA	171,121
SCHOOL	60	436000	PUU KUKUI ELEM	150	17100	SPECIAL EDUCATION PER PUPIL ALLOCATION	41,250
SCHOOL	60	436000	PUU KUKUI ELEM	400	37335	MENSTRUAL PRODUCTS	946
		436000 Total					213,317
SCHOOL	60	437000	KULANIHAKO'I HIGH	100	12642	RESOURCES FOR NEW FACILITIES-REG EDUC	867,793
SCHOOL	60	437000	KULANIHAKO'I HIGH	100	42100	WEIGHTED STUDENT FORMULA	-445,162
SCHOOL	60	437000	KULANIHAKO'I HIGH	150	17100	SPECIAL EDUCATION PER PUPIL ALLOCATION	1,864
SCHOOL	60	437000	KULANIHAKO'I HIGH	400	37335	MENSTRUAL PRODUCTS	659
		437000 Total					425,154
SCHOOL	60	496000	LAHAINALUNA BOARDING	100	16173	LAHAINALUNA BOARDING DEPT-GEN FUND	176,917
SCHOOL	60	496000	LAHAINALUNA BOARDING	100	42100	WEIGHTED STUDENT FORMULA	-825
		496000 Total					176,092
SCHOOL	70	447000	KAPAA MIDDLE	100	42100	WEIGHTED STUDENT FORMULA	91,397
SCHOOL	70	447000	KAPAA MIDDLE	150	17100	SPECIAL EDUCATION PER PUPIL ALLOCATION	63,313
SCHOOL	70	447000	KAPAA MIDDLE	400	37335	MENSTRUAL PRODUCTS	84
		447000 Total					154,794
SCHOOL	70	448000	KAMAKAHELEI MIDDLE	100	42100	WEIGHTED STUDENT FORMULA	287,023
SCHOOL	70	448000	KAMAKAHELEI MIDDLE	150	17100	SPECIAL EDUCATION PER PUPIL ALLOCATION	39,679
SCHOOL	70	448000	KAMAKAHELEI MIDDLE	400	37335	MENSTRUAL PRODUCTS	10,023
SCHOOL	70	448000	KAMAKAHELEI MIDDLE	500	45005	REACH PROGRAM	7
		448000 Total					336,732
SCHOOL	70	451000	ELEELE ELEM	100	42100	WEIGHTED STUDENT FORMULA	121,704
SCHOOL	70	451000	ELEELE ELEM	150	17100	SPECIAL EDUCATION PER PUPIL ALLOCATION	108,327
SCHOOL	70	451000	ELEELE ELEM	400	37335	MENSTRUAL PRODUCTS	70
		451000 Total					230,101
SCHOOL	70	452000	HANAIEI ELEM	100	42100	WEIGHTED STUDENT FORMULA	89,978
SCHOOL	70	452000	HANAIEI ELEM	150	17100	SPECIAL EDUCATION PER PUPIL ALLOCATION	5,893
SCHOOL	70	452000	HANAIEI ELEM	400	37335	MENSTRUAL PRODUCTS	77

Department of Education
General Fund Carryover Report by School, Complex Area, and Office
BFY 2023 to BFY 2024

Level	Dist	Org Id	Org Id Descript	EDN	Program ID	Program Descript	Amount of Carryover
452000 Total							95,948
SCHOOL	70	453000	KALAHEO ELEM	100	42100	WEIGHTED STUDENT FORMULA	120,988
SCHOOL	70	453000	KALAHEO ELEM	150	17100	SPECIAL EDUCATION PER PUPIL ALLOCATION	109,304
SCHOOL	70	453000	KALAHEO ELEM	400	37335	MENSTRUAL PRODUCTS	846
SCHOOL	70	453000	KALAHEO ELEM	500	45005	REACH PROGRAM	-1,155
453000 Total							229,983
SCHOOL	70	454000	KAPAA ELEM	100	42100	WEIGHTED STUDENT FORMULA	209,262
SCHOOL	70	454000	KAPAA ELEM	150	17100	SPECIAL EDUCATION PER PUPIL ALLOCATION	37,205
SCHOOL	70	454000	KAPAA ELEM	400	37335	MENSTRUAL PRODUCTS	1,982
454000 Total							248,449
SCHOOL	70	455000	KAPAA HIGH	100	15849	VOCATIONAL & APPLIED TECHNOLOGY	1,389
SCHOOL	70	455000	KAPAA HIGH	100	16158	JR RES OFFICER TRNG CORP	411
SCHOOL	70	455000	KAPAA HIGH	100	18864	ALTERNATIVE PROGRAMS	25,000
SCHOOL	70	455000	KAPAA HIGH	100	27000	ATHLETICS-TRANSPORTATION	12,169
SCHOOL	70	455000	KAPAA HIGH	100	27100	ATHLETICS-SALARY	144,732
SCHOOL	70	455000	KAPAA HIGH	100	27300	ATHLETICS-GENDER EQUITY	4,607
SCHOOL	70	455000	KAPAA HIGH	100	42100	WEIGHTED STUDENT FORMULA	110,547
SCHOOL	70	455000	KAPAA HIGH	150	17100	SPECIAL EDUCATION PER PUPIL ALLOCATION	36,772
SCHOOL	70	455000	KAPAA HIGH	400	37335	MENSTRUAL PRODUCTS	14,005
SCHOOL	70	455000	KAPAA HIGH	400	37721	ATHLETIC TRAVEL	8,800
455000 Total							358,432
SCHOOL	70	456000	KAUAI HIGH	100	15849	VOCATIONAL & APPLIED TECHNOLOGY	12,321
SCHOOL	70	456000	KAUAI HIGH	100	16770	LEARNING CENTERS	18,043
SCHOOL	70	456000	KAUAI HIGH	100	18864	ALTERNATIVE PROGRAMS	401
SCHOOL	70	456000	KAUAI HIGH	100	27000	ATHLETICS-TRANSPORTATION	36,164
SCHOOL	70	456000	KAUAI HIGH	100	27100	ATHLETICS-SALARY	136,548
SCHOOL	70	456000	KAUAI HIGH	100	27300	ATHLETICS-GENDER EQUITY	14,683
SCHOOL	70	456000	KAUAI HIGH	100	27400	ATHLETICS-SUPPLIES & EQUIP	5,197
SCHOOL	70	456000	KAUAI HIGH	100	27480	ATHLETIC TRAINERS	938
SCHOOL	70	456000	KAUAI HIGH	100	42100	WEIGHTED STUDENT FORMULA	154,545
SCHOOL	70	456000	KAUAI HIGH	150	17100	SPECIAL EDUCATION PER PUPIL ALLOCATION	114,898
SCHOOL	70	456000	KAUAI HIGH	400	37335	MENSTRUAL PRODUCTS	68
SCHOOL	70	456000	KAUAI HIGH	400	37721	ATHLETIC TRAVEL	-3,728
456000 Total							490,078
SCHOOL	70	457000	KAUMUALII ELEM	100	42100	WEIGHTED STUDENT FORMULA	23,485
SCHOOL	70	457000	KAUMUALII ELEM	150	17100	SPECIAL EDUCATION PER PUPIL ALLOCATION	22,475
SCHOOL	70	457000	KAUMUALII ELEM	400	37335	MENSTRUAL PRODUCTS	71
457000 Total							46,031
SCHOOL	70	458000	KEKAHA ELEM	100	42100	WEIGHTED STUDENT FORMULA	103,808
SCHOOL	70	458000	KEKAHA ELEM	150	17100	SPECIAL EDUCATION PER PUPIL ALLOCATION	46,429
SCHOOL	70	458000	KEKAHA ELEM	400	37335	MENSTRUAL PRODUCTS	662

Department of Education
 General Fund Carryover Report by School, Complex Area, and Office
 BFY 2023 to BFY 2024

Level	Dist	Org Id	Org Id Descript	EDN	Program ID	Program Descript	Amount of Carryover
458000 Total							150,899
SCHOOL	70	459000	KILAUEA ELEM	100	42100	WEIGHTED STUDENT FORMULA	56,810
SCHOOL	70	459000	KILAUEA ELEM	150	17100	SPECIAL EDUCATION PER PUPIL ALLOCATION	11,505
459000 Total							68,315
SCHOOL	70	460000	KOLOA ELEM	100	42100	WEIGHTED STUDENT FORMULA	131,221
SCHOOL	70	460000	KOLOA ELEM	150	17100	SPECIAL EDUCATION PER PUPIL ALLOCATION	50,436
SCHOOL	70	460000	KOLOA ELEM	400	37335	MENSTRUAL PRODUCTS	920
460000 Total							182,577
SCHOOL	70	461000	NIIHAU SCHOOL	100	16403	NIIHAU SCHOOL	-821
SCHOOL	70	461000	NIIHAU SCHOOL	400	37335	MENSTRUAL PRODUCTS	74
461000 Total							-747
SCHOOL	70	462000	WAIMEA HIGH	100	15849	VOCATIONAL & APPLIED TECHNOLOGY	6
SCHOOL	70	462000	WAIMEA HIGH	100	18864	ALTERNATIVE PROGRAMS	597
SCHOOL	70	462000	WAIMEA HIGH	100	27000	ATHLETICS-TRANSPORTATION	6,538
SCHOOL	70	462000	WAIMEA HIGH	100	27100	ATHLETICS-SALARY	5,784
SCHOOL	70	462000	WAIMEA HIGH	100	27300	ATHLETICS-GENDER EQUITY	8,435
SCHOOL	70	462000	WAIMEA HIGH	100	27400	ATHLETICS-SUPPLIES & EQUIP	51,737
SCHOOL	70	462000	WAIMEA HIGH	100	42100	WEIGHTED STUDENT FORMULA	162,662
SCHOOL	70	462000	WAIMEA HIGH	150	17100	SPECIAL EDUCATION PER PUPIL ALLOCATION	159,096
SCHOOL	70	462000	WAIMEA HIGH	400	37335	MENSTRUAL PRODUCTS	13,647
SCHOOL	70	462000	WAIMEA HIGH	400	37721	ATHLETIC TRAVEL	-791
462000 Total							407,711
SCHOOL	70	463000	WILCOX ELEM	100	42100	WEIGHTED STUDENT FORMULA	164,396
SCHOOL	70	463000	WILCOX ELEM	150	17100	SPECIAL EDUCATION PER PUPIL ALLOCATION	30,942
SCHOOL	70	463000	WILCOX ELEM	400	37335	MENSTRUAL PRODUCTS	2,244
463000 Total							197,582
SCHOOL	70	464000	WAIMEA CANYON MIDDLE	100	15849	VOCATIONAL & APPLIED TECHNOLOGY	14
SCHOOL	70	464000	WAIMEA CANYON MIDDLE	100	42100	WEIGHTED STUDENT FORMULA	114,505
SCHOOL	70	464000	WAIMEA CANYON MIDDLE	150	17100	SPECIAL EDUCATION PER PUPIL ALLOCATION	12,989
SCHOOL	70	464000	WAIMEA CANYON MIDDLE	400	37335	MENSTRUAL PRODUCTS	3,014
464000 Total							130,522
SCHOOL	75	477000	CSA-FARRINGTON CAMPUS	500	46417	ADULT EDUCATION	634
477000 Total							634
SCHOOL	75	480000	CSA-MCKINLEY CAMPUS	500	46417	ADULT EDUCATION	15,343
480000 Total							15,343
SCHOOL	75	481000	CSA-WINDWARD CAMPUS	500	46417	ADULT EDUCATION	1,900
481000 Total							1,900
SCHOOL	75	482000	CSA-WAHIWA CAMPUS	500	46417	ADULT EDUCATION	11,717
482000 Total							11,717
SCHOOL	75	483000	CSA-HILO CAMPUS	500	46417	ADULT EDUCATION	7,563
483000 Total							7,563

Department of Education
General Fund Carryover Report by School, Complex Area, and Office
BFY 2023 to BFY 2024

Level	Dist	Org Id	Org Id Descript	EDN	Program ID	Program Descript	Amount of Carryover
SCHOOL	75	484000	CSA-KONA CAMPUS	500	46417	ADULT EDUCATION	587
		484000 Total					587
SCHOOL	75	485000	CSA-MAUI CAMPUS	500	46417	ADULT EDUCATION	1,533
		485000 Total					1,533
SCHOOL	75	486000	CSA-KAUAI CAMPUS	500	46417	ADULT EDUCATION	2
		486000 Total					2
SCHOOL	75	488000	CSA-WAIPAHU CAMPUS	500	46417	ADULT EDUCATION	109,296
		488000 Total					109,296
SCHOOL	75	489000	CSA-MOANALUA CAMPUS	500	46417	ADULT EDUCATION	3,205
		489000 Total					3,205
COMPLEX/CA	10	917000	CA-FARRINGTON-KAISER-KALANI	100	18864	ALTERNATIVE PROGRAMS	4,371
COMPLEX/CA	10	917000	CA-FARRINGTON-KAISER-KALANI	100	42100	WEIGHTED STUDENT FORMULA	5,400
COMPLEX/CA	10	917000	CA-FARRINGTON-KAISER-KALANI	150	17100	SPECIAL EDUCATION PER PUPIL ALLOCATION	514,838
COMPLEX/CA	10	917000	CA-FARRINGTON-KAISER-KALANI	200	26612	HONOLULU ALTERNATIVE LEARNING	84,743
COMPLEX/CA	10	917000	CA-FARRINGTON-KAISER-KALANI	400	37335	MENSTRUAL PRODUCTS	20,000
		917000 Total					629,352
COMPLEX/CA	10	919000	CA-KAIMUKI-MCKINLEY-ROOSEVELT	100	15849	VOCATIONAL & APPLIED TECHNOLOGY	11,196
COMPLEX/CA	10	919000	CA-KAIMUKI-MCKINLEY-ROOSEVELT	100	42100	WEIGHTED STUDENT FORMULA	24,590
COMPLEX/CA	10	919000	CA-KAIMUKI-MCKINLEY-ROOSEVELT	400	37335	MENSTRUAL PRODUCTS	20,000
		919000 Total					55,786
COMPLEX/CA	20	921000	CA-AIEA-MOANALUA-RADFORD	100	15849	VOCATIONAL & APPLIED TECHNOLOGY	1
COMPLEX/CA	20	921000	CA-AIEA-MOANALUA-RADFORD	100	42100	WEIGHTED STUDENT FORMULA	25,001
COMPLEX/CA	20	921000	CA-AIEA-MOANALUA-RADFORD	400	37335	MENSTRUAL PRODUCTS	20,000
		921000 Total					45,002
COMPLEX/CA	20	922000	CA-LEILEHUA-MILILANI-WAIALUA	100	15849	VOCATIONAL & APPLIED TECHNOLOGY	15,536
COMPLEX/CA	20	922000	CA-LEILEHUA-MILILANI-WAIALUA	100	18863	HIGH CORE (STOREFRONT)	273,197
COMPLEX/CA	20	922000	CA-LEILEHUA-MILILANI-WAIALUA	100	42100	WEIGHTED STUDENT FORMULA	25,001
COMPLEX/CA	20	922000	CA-LEILEHUA-MILILANI-WAIALUA	150	17100	SPECIAL EDUCATION PER PUPIL ALLOCATION	110,932
COMPLEX/CA	20	922000	CA-LEILEHUA-MILILANI-WAIALUA	400	37335	MENSTRUAL PRODUCTS	20,000
		922000 Total					444,666
COMPLEX/CA	30	830000	COMPLEX-CAMPBELL	100	18864	ALTERNATIVE PROGRAMS	1
COMPLEX/CA	30	830000	COMPLEX-CAMPBELL	200	26608	CK/PW COMPLEX AREA ALTERNATIVE LEARNING	99,379
		830000 Total					99,380
COMPLEX/CA	30	832000	COMPLEX-PEARL CITY	100	42100	WEIGHTED STUDENT FORMULA	41
		832000 Total					41
COMPLEX/CA	30	833000	COMPLEX-WAIANAE	100	18865	PAPAHANA O KAIONA (NW CA ALC)	1,115
		833000 Total					1,115
COMPLEX/CA	30	834000	COMPLEX-WAIPAHU	100	42100	WEIGHTED STUDENT FORMULA	6
		834000 Total					6
COMPLEX/CA	30	931000	CA-CAMPBELL-KAPOLEI	100	42100	WEIGHTED STUDENT FORMULA	264
		931000 Total					264

Department of Education
General Fund Carryover Report by School, Complex Area, and Office
BFY 2023 to BFY 2024

Level	Dist	Org Id	Org Id Descript	EDN	Program ID	Program Descript	Amount of Carryover
COMPLEX/CA	30	932000	CA-PEARL CITY-WAIPAHU	100	42100	WEIGHTED STUDENT FORMULA	23,841
COMPLEX/CA	30	932000	CA-PEARL CITY-WAIPAHU	400	37335	MENSTRUAL PRODUCTS	20,000
COMPLEX/CA	30	932000	CA-PEARL CITY-WAIPAHU	500	46417	ADULT EDUCATION	250
		932000 Total					44,091
COMPLEX/CA	30	933000	CA-NANAKULI-WAIANA	100	15849	VOCATIONAL & APPLIED TECHNOLOGY	8,506
COMPLEX/CA	30	933000	CA-NANAKULI-WAIANA	100	18864	ALTERNATIVE PROGRAMS	33
COMPLEX/CA	30	933000	CA-NANAKULI-WAIANA	100	42100	WEIGHTED STUDENT FORMULA	924
COMPLEX/CA	30	933000	CA-NANAKULI-WAIANA	400	37335	MENSTRUAL PRODUCTS	20,000
		933000 Total					29,463
COMPLEX/CA	40	941000	CA-CASTLE-KAHUKU	100	42100	WEIGHTED STUDENT FORMULA	25,001
		941000 Total					25,001
COMPLEX/CA	40	942000	CA-KAILUA-KALAHEO	100	15849	VOCATIONAL & APPLIED TECHNOLOGY	1,425
COMPLEX/CA	40	942000	CA-KAILUA-KALAHEO	100	42100	WEIGHTED STUDENT FORMULA	13,310
COMPLEX/CA	40	942000	CA-KAILUA-KALAHEO	150	17100	SPECIAL EDUCATION PER PUPIL ALLOCATION	27
COMPLEX/CA	40	942000	CA-KAILUA-KALAHEO	400	37335	MENSTRUAL PRODUCTS	3,446
		942000 Total					18,208
COMPLEX/CA	50	951000	CA-HILO-WAIAKEA	100	42100	WEIGHTED STUDENT FORMULA	25,000
COMPLEX/CA	50	951000	CA-HILO-WAIAKEA	200	26606	EAST HAWAII ALTERNATIVE LEARNING	488
COMPLEX/CA	50	951000	CA-HILO-WAIAKEA	400	37335	MENSTRUAL PRODUCTS	19,014
		951000 Total					44,502
COMPLEX/CA	50	952000	CA-KAU-KEAAU-PAHOA	100	15849	VOCATIONAL & APPLIED TECHNOLOGY	19,909
COMPLEX/CA	50	952000	CA-KAU-KEAAU-PAHOA	100	18864	ALTERNATIVE PROGRAMS	406
COMPLEX/CA	50	952000	CA-KAU-KEAAU-PAHOA	100	27480	ATHLETIC TRAINERS	8,325
COMPLEX/CA	50	952000	CA-KAU-KEAAU-PAHOA	100	42100	WEIGHTED STUDENT FORMULA	23,047
COMPLEX/CA	50	952000	CA-KAU-KEAAU-PAHOA	150	17100	SPECIAL EDUCATION PER PUPIL ALLOCATION	159,261
COMPLEX/CA	50	952000	CA-KAU-KEAAU-PAHOA	200	26606	EAST HAWAII ALTERNATIVE LEARNING	9
COMPLEX/CA	50	952000	CA-KAU-KEAAU-PAHOA	400	37335	MENSTRUAL PRODUCTS	20,000
COMPLEX/CA	50	952000	CA-KAU-KEAAU-PAHOA	400	37721	ATHLETIC TRAVEL	1
		952000 Total					230,958
COMPLEX/CA	50	953000	CA-HONOKAA-KEALAKEHE-KOHALA-KONAWAENA	100	15849	VOCATIONAL & APPLIED TECHNOLOGY	6,763
COMPLEX/CA	50	953000	CA-HONOKAA-KEALAKEHE-KOHALA-KONAWAENA	100	18864	ALTERNATIVE PROGRAMS	341
COMPLEX/CA	50	953000	CA-HONOKAA-KEALAKEHE-KOHALA-KONAWAENA	100	42100	WEIGHTED STUDENT FORMULA	31,520
COMPLEX/CA	50	953000	CA-HONOKAA-KEALAKEHE-KOHALA-KONAWAENA	150	17100	SPECIAL EDUCATION PER PUPIL ALLOCATION	312,144
COMPLEX/CA	50	953000	CA-HONOKAA-KEALAKEHE-KOHALA-KONAWAENA	400	37335	MENSTRUAL PRODUCTS	20,000
		953000 Total					370,768
COMPLEX/CA	60	865000	COMPLEX-MOLOKAI	100	42100	WEIGHTED STUDENT FORMULA	4
		865000 Total					4
COMPLEX/CA	60	961000	CA-BALDWIN-KEKAULIKE-KULANIHAKO'I-MAUI	100	27000	ATHLETICS-TRANSPORTATION	3,524
COMPLEX/CA	60	961000	CA-BALDWIN-KEKAULIKE-KULANIHAKO'I-MAUI	100	27100	ATHLETICS-SALARY	7,849
COMPLEX/CA	60	961000	CA-BALDWIN-KEKAULIKE-KULANIHAKO'I-MAUI	100	42100	WEIGHTED STUDENT FORMULA	12,481
COMPLEX/CA	60	961000	CA-BALDWIN-KEKAULIKE-KULANIHAKO'I-MAUI	150	17100	SPECIAL EDUCATION PER PUPIL ALLOCATION	17,423

Department of Education
General Fund Carryover Report by School, Complex Area, and Office
BFY 2023 to BFY 2024

Level	Dist	Org Id	Org Id Descript	EDN	Program ID	Program Descript	Amount of Carryover
COMPLEX/CA	60	961000	CA-BALDWIN-KEKAULIKE-KULANIHAKO'I-MAUI	200	26607	MAUI ALTERNATIVE LEARNING	3,375
		961000 Total					44,652
COMPLEX/CA	60	962000	CA-HANA-LAHAINALUNA-LANAI-MOLOKAI	100	15849	VOCATIONAL & APPLIED TECHNOLOGY	14,362
COMPLEX/CA	60	962000	CA-HANA-LAHAINALUNA-LANAI-MOLOKAI	100	18864	ALTERNATIVE PROGRAMS	10
COMPLEX/CA	60	962000	CA-HANA-LAHAINALUNA-LANAI-MOLOKAI	100	27000	ATHLETICS-TRANSPORTATION	65
COMPLEX/CA	60	962000	CA-HANA-LAHAINALUNA-LANAI-MOLOKAI	100	42127	CAREER & TECHNICAL STUDENT ORGS	-1,100
COMPLEX/CA	60	962000	CA-HANA-LAHAINALUNA-LANAI-MOLOKAI	150	17100	SPECIAL EDUCATION PER PUPIL ALLOCATION	1
		962000 Total					13,338
COMPLEX/CA	70	971000	CA-KAPAA-KAUAI-WAIMEA	100	15849	VOCATIONAL & APPLIED TECHNOLOGY	23,642
COMPLEX/CA	70	971000	CA-KAPAA-KAUAI-WAIMEA	100	16770	LEARNING CENTERS	4,541
COMPLEX/CA	70	971000	CA-KAPAA-KAUAI-WAIMEA	100	27000	ATHLETICS-TRANSPORTATION	20,875
COMPLEX/CA	70	971000	CA-KAPAA-KAUAI-WAIMEA	100	27400	ATHLETICS-SUPPLIES & EQUIP	13,486
COMPLEX/CA	70	971000	CA-KAPAA-KAUAI-WAIMEA	100	42100	WEIGHTED STUDENT FORMULA	20,143
COMPLEX/CA	70	971000	CA-KAPAA-KAUAI-WAIMEA	200	26605	KAUAI ALTERNATIVE LEARNING	4,733
COMPLEX/CA	70	971000	CA-KAPAA-KAUAI-WAIMEA	400	37335	MENSTRUAL PRODUCTS	20,000
		971000 Total					107,420
STATE	80	734000	PCS-HI STATE PUBLIC CHARTER SCHOOL COMM	100	42100	WEIGHTED STUDENT FORMULA	-850
STATE	80	734000	PCS-HI STATE PUBLIC CHARTER SCHOOL COMM	150	17100	SPECIAL EDUCATION PER PUPIL ALLOCATION	-13,728
		734000 Total					-14,578
STATE	91	741000	OSIP-SCHOOL TRANSFORMATION BRANCH	100	42100	WEIGHTED STUDENT FORMULA	141
		741000 Total					141
STATE	91	742000	OSIP-COMMUNITY ENGAGEMENT OFFICE	500	45005	REACH PROGRAM	9,854
		742000 Total					9,854
STATE	92	7000	OS-OFFICE OF SUPERINTENDENT	100	42100	WEIGHTED STUDENT FORMULA	-102
		7000 Total					-102
STATE	92	45000	SFA-SCHOOL FACILITIES AUTHORITY	450	33045	SCHOOL FACILITIES AUTHORITY	65,000
		45000 Total					65,000
STATE	92	468000	OS-CENTRAL SALARY-DEPARTMENT	100	15997	HOLDING ACCOUNT - EDN 100	-36,863,912
STATE	92	468000	OS-CENTRAL SALARY-DEPARTMENT	150	17997	HOLDING ACCOUNT - EDN 150	-9,892,113
STATE	92	468000	OS-CENTRAL SALARY-DEPARTMENT	200	25997	HOLDING ACCOUNT - EDN 200	1,227,010
STATE	92	468000	OS-CENTRAL SALARY-DEPARTMENT	300	33997	HOLDING ACCOUNT - EDN 300	1,779,008
STATE	92	468000	OS-CENTRAL SALARY-DEPARTMENT	400	35997	HOLDING ACCOUNT - EDN 400	5,519,755
STATE	92	468000	OS-CENTRAL SALARY-DEPARTMENT	500	45997	HOLDING ACCOUNT - EDN 500	-21,156
STATE	92	468000	OS-CENTRAL SALARY-DEPARTMENT	700	10997	HOLDING ACCOUNT - EDN 700	22,833
		468000 Total					-38,228,575
STATE	92	739000	EOEL-EXECUTIVE OFFICE ON EARLY LEARNING	100	42100	WEIGHTED STUDENT FORMULA	-197
STATE	92	739000	EOEL-EXECUTIVE OFFICE ON EARLY LEARNING	700	10301	PRESCHOOL CLASSROOM	76,461
STATE	92	739000	EOEL-EXECUTIVE OFFICE ON EARLY LEARNING	700	10304	EOEL - GENERAL FUNDS	230,621
STATE	92	739000	EOEL-EXECUTIVE OFFICE ON EARLY LEARNING	700	10306	PRESCHOOL ADMINISTRATIVE OVERHEAD	33,448
		739000 Total					340,333
STATE	92	740000	OS-HAWAIIAN EDUCATION OFFICE	100	16732	HAWAIIAN LANGUAGE IMMERSION PROGRAM	439,625

Department of Education
 General Fund Carryover Report by School, Complex Area, and Office
 BFY 2023 to BFY 2024

Level	Dist	Org Id	Org Id Descript	EDN	Program ID	Program Descript	Amount of Carryover
STATE	92	740000	OS-HAWAIIAN EDUCATION OFFICE	100	16807	HAWAIIAN STUDIES	1,276,003
STATE	92	740000	OS-HAWAIIAN EDUCATION OFFICE	100	42100	WEIGHTED STUDENT FORMULA	300
		740000 Total					1,715,928
STATE	93	9000	OFO-ASSISTANT SUPERINTENDENT	100	18864	ALTERNATIVE PROGRAMS	4,099
STATE	93	9000	OFO-ASSISTANT SUPERINTENDENT	400	37335	MENSTRUAL PRODUCTS	20,006
		9000 Total					24,105
STATE	93	712000	OFO-AUXILIARY SERVICES BRANCH	100	12619	WAIANAEE FISH HATCHERY	700,000
STATE	93	712000	OFO-AUXILIARY SERVICES BRANCH	100	12642	RESOURCES FOR NEW FACILITIES-REG EDUC	6,823,879
		712000 Total					7,523,879
STATE	93	713000	OFO-SAFETY & EMERGENCY PREPAREDNESS BR	100	42100	WEIGHTED STUDENT FORMULA	1
		713000 Total					1
STATE	94	19000	OTM-CLASSIFIED PERSONNEL MGT SECTION	100	42100	WEIGHTED STUDENT FORMULA	-369
		19000 Total					-369
STATE	94	26000	OTM-PROFESSIONAL DEV & ED RESEARCH INSTI	100	42100	WEIGHTED STUDENT FORMULA	3
		26000 Total					3
STATE	94	582000	OTM-TEACHER INDUCTION CENTER	100	42100	WEIGHTED STUDENT FORMULA	-1,427
		582000 Total					-1,427
STATE	95	23000	OCID-ASSISTANT SUPERINTENDENT	100	15849	VOCATIONAL & APPLIED TECHNOLOGY	8,408
		23000 Total					8,408
STATE	95	32000	OSSS-SSB-STUDENT SUPPORT SECTION	100	42100	WEIGHTED STUDENT FORMULA	-79
		32000 Total					-79
STATE	95	43000	OCID-ELB-LEARNING & TECHNOLOGY SECTION	100	27100	ATHLETICS-SALARY	-811
STATE	95	43000	OCID-ELB-LEARNING & TECHNOLOGY SECTION	100	42100	WEIGHTED STUDENT FORMULA	-3,693
		43000 Total					-4,504
STATE	95	497000	OCID-ELB-EXTRACURRICULAR SECTION	100	27480	ATHLETIC TRAINERS	9,836
		497000 Total					9,836
STATE	95	729000	OCID-ISB-CAREER READINESS SECTION	100	15849	VOCATIONAL & APPLIED TECHNOLOGY	77,726
STATE	95	729000	OCID-ISB-CAREER READINESS SECTION	100	16158	JR RES OFFICER TRNG CORP	10,846
STATE	95	729000	OCID-ISB-CAREER READINESS SECTION	100	16770	LEARNING CENTERS	1,279
STATE	95	729000	OCID-ISB-CAREER READINESS SECTION	100	16817	EARLY COLLEGE	1,479,009
STATE	95	729000	OCID-ISB-CAREER READINESS SECTION	100	42100	WEIGHTED STUDENT FORMULA	34,082
STATE	95	729000	OCID-ISB-CAREER READINESS SECTION	100	42127	CAREER & TECHNICAL STUDENT ORGS	49,900
		729000 Total					1,652,842
STATE	95	793000	OSSS-SSB-SCHOOL HEALTH SECTION	100	42100	WEIGHTED STUDENT FORMULA	1
		793000 Total					1
STATE	95	794000	OSSS-ASSISTANT SUPERINTENDENT	100	18864	ALTERNATIVE PROGRAMS	776,206
		794000 Total					776,206
		Grand Total					44,052,983