

JOSH GREEN, M.D.
GOVERNOR
KE KIA'ĀINA



DEPT. COMM. NO. 139

TOMMY JOHNSON
DIRECTOR

Melanie Martin
Deputy Director
Administration

Sanna Muñoz
Deputy Director
Corrections

Mark Hanohano
Deputy Director
Law Enforcement

STATE OF HAWAII | KA MOKU'ĀINA O HAWAI'I
DEPARTMENT OF PUBLIC SAFETY
Ka 'Oihana Ho'opalekana Lehulehu
1177 Alakea Street
Honolulu, Hawaii 96813
808-587-1288

No. _____

December 14, 2023

The Honorable Ronald D. Kouchi
President and Members of the Senate
Thirty-second State Legislature
State Capitol, Room 409
Honolulu, Hawai'i 96813

The Honorable Scott K. Saiki
Speaker and Members of the
House of Representatives
Thirty-second State Legislature
State Capitol, Room 431
Honolulu, Hawai'i 96813

Dear President Kouchi, Speaker Saiki, and Members of the Legislature:

For your information and consideration, I am transmitting a copy of the **Annual Report of the State of Hawaii Department of Public Safety, which encompasses the Report of Performance Indicators**, as required by Act 212, Session Laws of Hawaii 2018, §353H, Hawaii Revised Statutes. In accordance with Section 93-16, Hawaii Revised Statutes, I am also informing you that the report may be viewed electronically at: [Department of Public Safety | 2023 Reports to Legislature \(hawaii.gov\)](https://www.hawaii.gov/dps/2023-reports-to-legislature)


Sincerely,

A handwritten signature in blue ink, appearing to read 'Tommy Johnson'.

Tommy Johnson
Director

Enclosure

State of Hawaii
Department of Public Safety



Annual Report
FY 2023



Mission Statement

DEPARTMENT OF PUBLIC SAFETY



The mission of the Department of Public Safety is to uphold justice and public safety by providing correctional and law enforcement services to Hawaii's communities with professionalism, integrity and fairness.




Table of Contents

Director's Message	5
Organizational Structure	6
Office of the Director	7
Civil Rights Compliance Office	8
Inspections and Investigations Office	10
Internal Affairs Office	16
Litigation Coordinator Office	18
Executive Assistance Office	19
Corrections Division.....	20
HRS 353H Performance Indicator Reporting.....	21
Intake Service Centers Division	33
Hawaii Intake Service Center.....	35
Kauai Intake Service Center.....	37
Maui Intake Service Center.....	40
Oahu Intake Service Center.....	42
Reentry Coordination Office.....	44
Institutions Division.....	46
Jails	
Hawaii Community Correctional Center.....	47
Kauai Community Correctional Center.....	50
Maui Community Correctional Center.....	53
Oahu Community Correctional Center.....	57
Prisons	
Halawa Correctional Facility.....	60
Waiawa Correctional Facility.....	64
Kulani Correctional Facility.....	66
Women's Community Correctional Center.....	70
Mainland and FDC Branch.....	76
Inmate Population Report	79
Corrections Program Services Division	80
Education Program Services	81
Food Services	85
Library Services	88
Substance Abuse Treatment Services.....	94
Sex Offender Treatment Services.....	99
Volunteer Services.....	101
Health Care Division.....	105
Correctional Industries Division	111
Law Enforcement Division.....	113
Sheriff Division.....	114
Narcotics Enforcement Division.....	133
Administration Division	142
Administrative Services Office	143
Fiscal Office	152
Human Resources (HR) Office	154
Training and Staff Development Office.....	160
Attachment A	165
Attachment B & C	167
Attachment D	168



Table of Contents

Attachment E	173
Attachment F	179
Attachment G.....	185
Attachment H.....	203
Acknowledgement	204



Director's Message



Tommy Johnson
Director,
Public Safety Department

To the Governor, Legislators, and citizens of the State of Hawaii:

Together with the Public Safety Department staff, I am proud and honored to present to you the Fiscal Year 2023 Annual Report for the Department of Public Safety (PSD). This report reflects our commitment and focus as we work on improvements within the Department that enhance our operational efficiency and service delivery. This report describes the administrative and planning activities of the department, which follow the current mission statement to uphold justice and public safety by providing correctional and law enforcement services to Hawaii's communities with professionalism, integrity, and fairness.

Big changes are coming in January! The Department of Public Safety will change to the Department of Corrections and Rehabilitation (DCR). The Department of Law Enforcement will split off officially as the State's 19th state government department. With the coming redesignation, we will also change our focus from what some may see as a punitive incarceration model to one that is focused on rehabilitation and successful reentry of those sentenced to our custody and care.

Planning for the redevelopment of the new Oahu Community Correctional Center remained a top priority as well as the completion of new housing and administrative offices at the Women's Community Correctional Center, and additional housing at the Maui Community Correctional Center and Hawaii Community Correctional Center to address overcrowding issues. These major construction projects will assist us in meeting the housing and other needs of offenders while simultaneously improving the living conditions for those in custody and the working conditions of our dedicated staff.

The Department continues to make recruiting, hiring, and training of new staff a priority and we are making every effort to fill all vacant positions, including increasing the number of emergency hires while we seek to permanently fill positions.

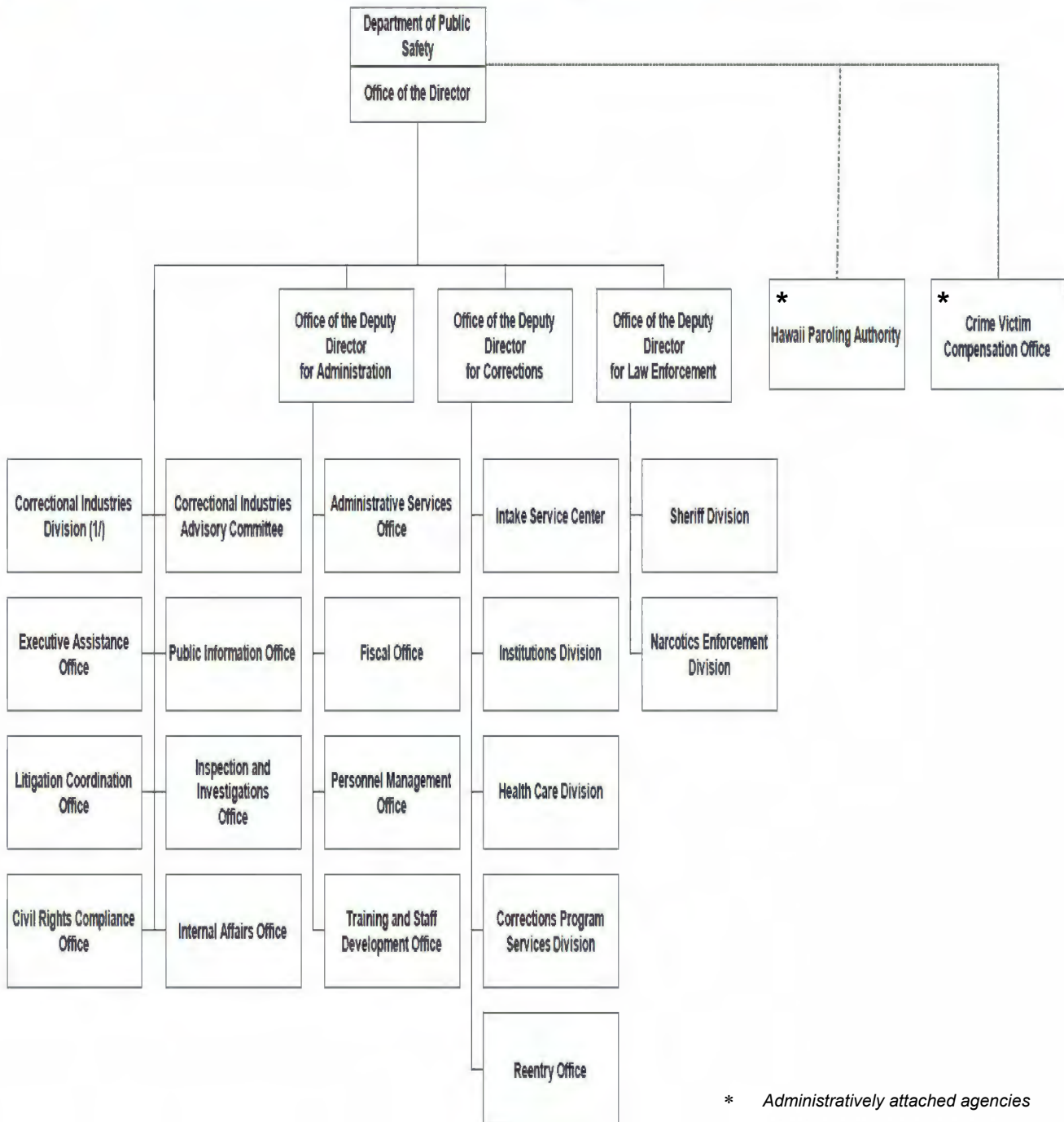
I continue to be impressed with and extremely proud of this Department's dedicated staff. Through their dedication and with help from our partners in the criminal justice community, PSD (soon to be DCR) is moving forward to implement initiatives and strategies highlighted in this report.

We thank the people of Hawaii for their continued support of the Department.

Mahalo Nui Loa!

Tommy Johnson
Director
Department of Public Safety

Organizational Structure



* Administratively attached agencies

1/ Hawaii Correctional Industries relocated to the Office of the Director from Deputy Director for Corrections. Delegated authority effective on 10.22.2019.

2/ Act 179 created the Correctional Oversight Commission, consolidating both the Corrections Population Management Commission (CPMC), and the Reentry Commission effective 7.2.2019.



Office of the Director

Several employees and staff offices, which have an administrative function, fall under the direct supervision of the director. These include the Civil Rights Compliance Office, the Internal Affairs Office, Inspections and Investigations Office, Executive Assistance Office and the Litigation Coordination Office.





Civil Rights Compliance Office

Under the general supervision of the Director, the Civil Rights Compliance Office (CRCO) advises departmental managers, supervisors, and employees on compliance with statutes ensuring equal employment opportunity, disability access, and language access; monitors departmental compliance with relevant statutes, policies, and procedures; investigates alleged violations; issues findings and recommendations for changes and corrective action; and responds to Hawaii Civil Rights Commission and federal Equal Employment Opportunity Commission charges and complaints. CRCO ensures compliance with, among others, Hawaii Revised Statutes Chapter 378, Titles VI and VII of the Civil Rights Act, the Americans with Disabilities Act (ADA), Section 504 of the Rehabilitation Act, the Age Discrimination in Employment Act, and the Religious Freedom Restoration Act.

CRCO also conducts compliance review and submits written analyses to the United States Department of Justice (DOJ) and Department of Labor and other government agencies as needed.

The list below summarizes the number of complaints processed by CRCO in Fiscal Year 2023 by protected class.

- Age - 0
- Arrest & Court Record – 1 (resolved)
- Breastfeeding- 0
- Child Support - 0
- Citizenship Status - 0
- Color/Race - 2 (1 resolved)
- Credit History/Report - 0
- Disability – 3 (1 resolved)
- Gender Identity/Expression– 1 (1 resolved)
- Genetic/Medical Information – 0
- Marital Status – 0
- National Guard Service - 0
- National Origin/Ancestry– 1 (1 resolved)
- Pregnancy - 0
- Religion - 1 (1 resolved)
- Sex – 3 (1 resolved)
- Sexual Orientation—1
- Uniformed Service - 0
- Victim of Domestic/Sexual Violence - 0

CRCO processes Departmental applicant and employee religious and ADA reasonable accommodation requests and requests for medical or religious exemption from the Department's now-rescinded COVID-19 vaccination requirement. In FY23 CRCO received 13 and resolved 12 applicant/employee non-COVID religious and ADA reasonable accommodation requests. In FY23 CRCO received and resolved 17 applicant/employee COVID-19 vaccination exemption requests.

CRCO ensures compliance with the ADA as it applies to inmates under Departmental supervision. CRCO is assigned primary responsibility for the Corrections ADA program including to work with designated Departmental staff, , the DOJ, and the Hawaii State Attorney General.



Civil Rights Compliance Office

As part of this effort CRCO tracks and assists with processing inmate ADA reasonable accommodation requests and ADA-related inmate grievances. In FY23 CRCO helped resolve 45 inmate ADA reasonable accommodation requests and grievances.

As part of its Corrections ADA responsibilities, CRCO monitors compliance with the State of Hawaii's settlement agreement with the DOJ on behalf of inmates with ADA-qualifying disabilities. CRCO monitors the inspection, removal, and design and construction of the repair of, architectural barriers to facility access for inmates with disabilities.





Inspections & Investigations Office

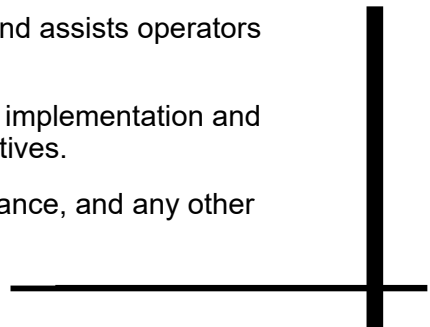
The Inspections and Investigations Office (IIO), under the general direction of the Director, administers several programs to ensure the departmental operations fully comport to all applicable laws, rules and regulations, policy and procedures, adopted standards, and directives. This is done through the following IIO staff offices: Pre-Disciplinary Hearings, Audit and Compliance, Security Planning, Complaints and Grievances, and the office of the Hawaii Emergency Management Agency Coordinator.

Functions of the IIO include:

1. Plan, organize, and coordinate comprehensive and integrated directives and maintain a management control and assessment (MCAS) system to enforce, measure and be responsive to corrective actions.
2. Recommend, adopt, formulate, maintain, and promulgate for the Director rules, regulations, standards, and directives to assure correctness and consistency in the operation of the Department.
3. Conduct ongoing monitoring of the Director's directive and the management control and assessment (MCAS) system to assure that the directives are being carried out efficiently and effectively; and recommend changes and adjustments when deviations are noticed.
4. Prepare budget justifications and operational expenditure plans.
5. Ensure the Department is properly and continuously engaged in the State of Hawaii Coordinated Emergency Response for Natural and Man-made Disasters.

AUDIT AND COMPLIANCE OFFICE

Under the general supervision of the head of the Inspection and Investigations Office, assumes a focal point for researching, adopting, formulating, maintaining, and promulgating departmental standards, guidelines, rules and regulations, and directives relative to the operations of the Department and coordinates and monitors the application and compliance of such; plans for and coordinates all operational fire safety requirements of institutions and other public structures.

1. Researches, recommends, and adopts standards and guidelines applicable to Federal, State and local governments, and agencies and associations.
 2. Directs the development and promulgation of departmental standards, rules, and regulations and directives relative to the operations of the Department.
 3. Coordinates the development and maintains a documented system for recording all standards, rules and regulations and directives relative to operations.
 4. Conducts ongoing reviews of the documented system; advises and assists operators on the compliance of such.
 5. Conducts random or periodic analyses and evaluations as to the implementation and the applicability of the standards, rules and regulations and directives.
 6. Prepares reports relative to accreditation on court decree compliance, and any other reports as required.
- 



Inspections & Investigations Office

7. Maintains liaison with Federal, State, local governments, agencies, and associates.
8. Develops plans, policies and procedures for the implementation of health, safety, and sanitation which meet requirements of court decrees as well as other applicable Federal, State, local government laws, rules, ordinances, and acceptable standards.
9. Provides advisory, consultative and technical support services to operations to meet safety, health and sanitation standards and requirements.
10. Assists in determining equipment and staff resources to carry out health and safety programs.
11. Conducts studies, inspections, audits, and prepares reports on various issues concerning the environmental safety and health conditions of facilities and work sites.
12. Monitors all programs including those carried out by contracted vendors; analyzes and evaluates findings; prepares reports and other documentation regarding environmental health and safety, program access and performances, management, and general administration.
13. Modifies program plans and priorities to meet deficiencies.
14. Coordinates with the Training and Staff Development Staff and other agencies in the training of departmental personnel.
15. Conducts regular and special audits of field operations such as resource and inventory management, inmate and facility accounting systems, inmate property management, commissary management, and any other fiscal or management audits relative to the operations of facilities, or the regulatory functions of the Department.
16. Prepares independent reports of findings and recommends steps for corrective actions; conducts follow-up to assure compliance.
17. Participates in any special studies or investigations conducted by the Inspections and Investigations Office or central agency auditors; may assist departmental accounting staff in systems review, installing changes, or other functions and projects.
18. Serves as an Authority Having Jurisdiction (AHJ) on operational fire and life safety issues for all PSD facilities.
19. Conducts annual inspections at all correctional facilities in accordance with applicable fire protection standards. Identifies areas of deficiencies and assist facilities in the development of abatement plans.
20. Develops plans, policies, and procedures for the implementation of fire safety programs for facilities which meet requirements of court decrees as well as all other applicable Federal, State, and local governmental directives and standards.



Inspections & Investigations Office

21. Provides advisory, consultative, and technical support services to operations; conducts studies and maintains continuous awareness of state-of-the-art fire safety technologies.
22. Establishes fire safety equipment standards; identifies resource requirements.
23. Coordinates and monitors fire safety programs; evaluates performance of operations in carrying out fire safety programs and standards.
24. Periodically meets with all designated Safety Officers within the Department to ensure all practices conform to prescribed policies and procedures.
25. Coordinates the development and implementation of continuing in-service and new training for designated PSD Safety Officers with the Training and Staff Development Office.
26. Monitors programs carried out by contracted vendors; analyzes and evaluates findings; prepares reports and other documentation regarding operational Fire Safety issues.
27. Participates in the planning and execution of the Department's coordinated Emergency Response Plan.

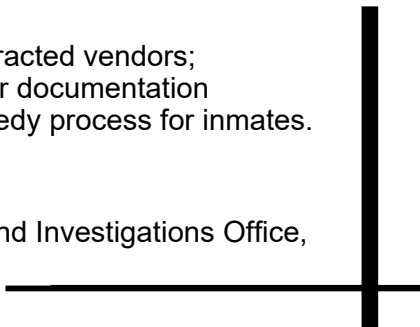
INMATE COMPLAINT AND GRIEVANCE OFFICE

The Complaint and Grievance Office, under the general supervision of the head of the Inspections and Investigations Office, plans for, coordinates, and monitors all inmate complaint and grievance programs within the correctional institutions.

1. Plans and develops an Inmate Complaint/Grievance system, including implementation guidelines and standards.
2. Coordinates and monitors grievance programs and institutes instructional and informational materials, workshops, and other means to train grievance program operators.
3. Conducts special studies of heavily grieved areas, and reports on operational deficiencies for necessary follow-up.
4. Evaluates the effectiveness of the grievance programs and recommends changes, as necessary.
5. Maintains liaison with the Department Litigation Coordination Office, Ombudsman, State Attorney General, U.S. Attorney General on matters concerning the "Civil Rights of Imprisoned Persons Act."
6. Monitors all programs inclusive of those carried out by contracted vendors; analyzes and evaluates findings; prepares reports and other documentation regarding the maintenance of a credible administrative remedy process for inmates.

SECURITY PLANNING OFFICE

Under the general supervision of the Head of the Inspections and Investigations Office,

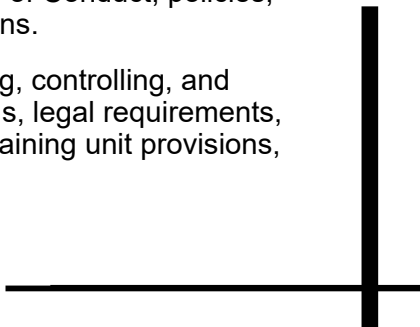


plans for and coordinates all internal and external security requirements of institutions and other public structures under the jurisdictional control of the Department, including planning for man-made and natural disasters and other emergencies; and assures that all security units are prepared at all times to provide security to the offender, staff, institutions and the public.

1. Assesses current security operations, including resources usage; identifies problems, needs and requirements; and conducts pertinent research.
2. Develops strategic and operational plans in response to normal and ideal security operations; plans to respond to institutional and public disturbances such as riots, lockdowns, shakedowns, evacuations of offenders, labor strikes, and any other provisional planning for man-made and natural disasters.
3. Formulates standards, guidelines, rules and regulations, and directives for the implementation of security plans, including standards for the procurement of security equipment and the use, storage, and maintenance of such.
4. Monitors security program requirements to ensure compliance. Evaluates security program efficiency and effectiveness; modifies plans and priorities to address requirements or deficiencies.
5. Periodically meets with PSD Chiefs and Security and Law Enforcement Division and Branch Administrators to provide technical and consultative assistance on security operations.
6. Coordinates with Training and Staff Development Office on the training of employees related to security operations; conduct specialized security training as may be required.
7. Monitors all programs inclusive of those carried out by contracted vendors; analyzes and evaluates findings; prepares reports and other documentation regarding security operations.
8. Assists in the planning and execution of the Department's coordinated Emergency Response Team.

EMPLOYEE PRE-DISCIPLINARY HEARINGS OFFICE

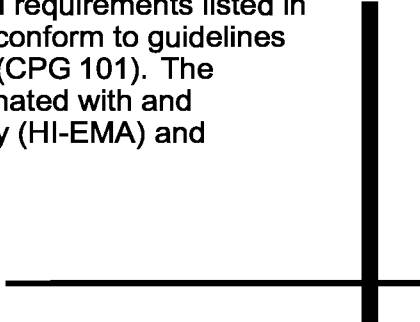
Under the general supervision of the Head of the Inspections and Investigations Office, represents the Director at statewide pre-disciplinary hearings and renders findings in formal written recommendations to the Director to affirm, reverse, or modify pre-disciplinary charges alleged by administrators and supervisors within the department against employees for violations of the departmental Standards of Conduct, policies, procedures, rules, statutes, laws and other misconduct provisions.

1. Supervises staff statewide on developing, planning, directing, controlling, and coordinating the personnel functions related to investigations, legal requirements, the disciplinary process, and enforcement of collective bargaining unit provisions, laws, statutes, rules, and policies.
- 

2. Responsible for final decisions concerning the direction or decision of work and changes related to investigations, legal requirements, and the disciplinary process. Represents the Director statewide at quasi-judicial hearings on all matters related to the disciplinary process, investigations, due process, and the relevant appeals process.
3. Develops new standards, guidelines, practices and makes recommendations for implementation in problem solving issues related to investigation, legal obligations, the disciplinary process, and the appeals process.
4. Renders formal written decisions which affirm, modify or reverse the allegations by setting forth the facts of the case, reasons, for the decision, applicable provisions of law, rule, agreement or policy and the decision reached for the Director's approval.
5. Provides direction to administrators, supervisors, investigators, and personnel staff on investigations, due process rights, disciplinary matters, and collective bargaining agreement requirements as needed. Makes presentations and conducts training on investigations, legal issues, and disciplinary matters for administrators, supervisors, investigators, and all departmental employees.
6. Represents the Director statewide in judicial or quasi-judicial proceeding related to disciplinary decisions and discharge actions. Appears on the Directors behalf in court, arbitration hearings, worker's compensation hearings, unemployment hearings, labor appeals hearings, and Merit Appeal Board hearings.

PSD OFFICE OF THE HAWAII EMERGENCY MANAGEMENT COORDINATOR

Under the general direction of the Director, the Emergency Management Officer (EMO) is the primary contact and liaison for the department with the Hawaii Emergency Management Agency (HI-EMA) and is responsible for implementing the department's emergency preparedness activities. The Emergency Management Officer shall have direct access to the Director in order to ensure disaster-related information is received, disseminated, and acted upon rapidly.

1. Serve as the Department's Emergency Management Officer. Coordinates and maintains emergency response and preparedness plans.
 2. Assist the Director with developing /updating the Departmental Emergency Operations Plan (EOP). This plan will be coordinated with, and complement, the State Emergency Operations Plan, the State Catastrophic Hurricane Plan, and the Emergency Support Functions Annex. The Departmental Emergency Operations Plan will, at a minimum, identify key departmental functions that must be maintained throughout the disaster, identify emergency roles and responsibilities, and explain how the department will fulfill requirements listed in the Emergency Support Function Annex. The plans will conform to guidelines set in FEMA's Comprehensive Preparedness Guide 101 (CPG 101). The Departmental Emergency Operations Plan will be coordinated with and reviewed by the Hawaii Emergency Management Agency (HI-EMA) and updated annually.
- 

3. Assist the Director with developing /updating the Department Continuity of Operations Plan (COOP). The Continuity of Operations Plan outlines how the department will continue its critical functions under adverse impacts. Department Continuity of Operations Plans for most state agencies was developed by a contractor in 2012. Departments are responsible for maintaining these plans. The Department Continuity of Operations Plans will be reviewed, updated and signed by each Director annually.
4. Participates with the Hawaii Emergency Management Agency (HI-EMA) during the annual state-wide exercise conducted during the first week of June.



Internal Affairs Office

The Internal Affairs Office (IAO), under the general supervision of the IAO Chief Investigator, conducts administrative, civil, and criminal investigations of the employees of the Department of Public Safety (PSD) and the unlawful use and disposition of departmental resources. The IAO presently consists of six (6) full time investigators with all the powers of police officers in the conduct of departmental investigations throughout the state, including all correctional facilities, and departmental employees. IAO support staff includes one (1) full time secretary.

The IAO serves as the departmental centralized designated authority for the intake and processing of all complaints involving PSD and its employees. All IAO Investigators are trained and authorized to accept and process into written format complaints for review and decision making by the Director of Public Safety.

As a multi-faceted investigative unit, IAO Investigators work closely with many outside agencies, including all County, State and Federal Law Enforcement, Police Departments, Attorney General Investigators, and various Correctional Facilities, enhancing the IAO's ability to attack the various complex problems within the purview of PSD. The conclusion to these investigations normally requires the investigator to participate in the indictment and prosecution phases by testifying in criminal trials, and administrative or civil hearings.


IAO Investigators have direct participation throughout complex investigations, including crime prevention, field work, undercover activities, gathering and custodial care of evidence, case preparation, service of subpoenas and warrants, making arrests and other phases of public assistance in accordance with policies and procedures, State and federal laws, and departmental standards established by the Director of Public Safety.

The unique composition of PSD in having armed personnel in both the Law Enforcement and Corrections Divisions, requires specialized investigative response to critical incidents in the Department. It is specifically noteworthy to mention that IAO responds to and investigates shootings and/or death cases involving departmental personnel or facilities, including officer involved shootings (OIS), in-custody deaths including murder and/or suicide, medically related, and other suspicious or unattended deaths.

IAO also incorporates truth verification in its investigations, by utilizing the Computer Voice Stress Analysis (CVSA) testing instrument to further enhance investigative methods and techniques in determining the focus or direction of the investigation. Additionally, the CVSA continues to be utilized in the pre-employment testing process of applicants for all Law Enforcement Officers including Deputy Sheriffs and Investigators, and also Adult Correctional Officers within PSD.

Continuing the trend from previous years, the IAO Investigations Staff has been involved in proactive, coordinated, joint investigations with other agencies, addressing serious violations including the smuggling of prison contraband and/or sale of illegal narcotics, terroristic threatening, physical assault, money laundering, criminal enterprise, and criminal gang activity.

Additional investigations included: employee misconduct, unprofessional conduct, fraud, theft, physical assault, PREA sexual assault, falsification of records, terroristic threatening, inmate escapes, harassment, workplace violence, favoritism, intimidation, discrimination, hostile work environment, bullying in the workplace, civil rights violations, white-collar fraud crimes, public corruption, falsifying government records, fraudulent abuse of family leave, weapons violations and negligent discharges, motor vehicle collisions, lewdness, administrative complaints, improper practices, calls for assistance, and misuse of government property.





The IAO also aided outside agencies who requested the conduct of independent investigations of a highly confidential nature that required priority completion.



Litigation Coordination Office

The Litigation Coordination Office (LCO) was created through restructuring at the end of FY 2013. The LCO incorporates regulatory requirements such as the Uniform Information Practices Act (UIPA), managing the Department of Public Safety's Civil Litigation, administrative remedies under the Tort Claim process, Sex Offender Registration, DNA Collection, Departmental Policy Development, and the application of the Prison Rape Elimination Act (PREA).



LCO works with the Department of the Attorney General on all tort and civil rights litigation, where the Department of Public Safety (PSD) or an agent of PSD is named as a party in the litigation. In FY 2022-2023, PSD received 32 new lawsuits inclusive of appeals for the denied of tort claims, the Medical Inquiry and Conciliation Panel and litigation tendered to the Corrections Corporation of America.

LCO is the department's liaison for all requests for information based on the Hawaii Revised Statutes, Chapter 92F, Uniform Information Practices Act. In FY 2022-2023, there were 56 requests based on the UIPA and about 200+ informal requests that were processed. LCO is the department's liaison for the tracking and management of administrative tort claims filed with the Risk Management Office (RMO) of the Department of Accounting and General Services. In FY 2022-23, PSD received 48 new tort claims filed through RMO.

LCO provides technical assistance to PSD Correctional Facilities related to the sentence computation for calculating the pre-sentence credits of a convicted person remanded to the custody of the PSD. Sentence computation involves assessing court documents, an individual's history of arrest and detention, and other statutory requirements affecting sentence computation.



LCO is tasked with overseeing and updating PSD's policies and procedures. P&Ps are analyzed using legal based standards.

LCO has been designated as the lead office to ensure compliance by the Corrections Division and Law Enforcement Division with the PREA National Standards, which were finalized in June 2012. LCO conducts internal audits to ensure that PSD's prisons, jails, and lockups are preventing, detecting, monitoring, and investigating allegation of sexual abuse and sexual harassment of offenders as dictated by PSD policy and the PREA National Standards. PSD has three certified DOJ PREA Auditors and one Auditor in training. PSD is a part of the Western State PREA Consortium (WSC), which provides circular auditing between various States, as a cost containment measure. Currently the department is in the second year of the fourth PREA audit cycle. PSD's eight (8) correctional facilities received full compliance findings (in the full third circle) based on DOJ PREA audits conducted by the WSC. The WSC consists of: California, Colorado, Hawaii, Los Angeles County, Montana, Nevada, New Mexico, North Dakota, Oregon, Washington and Wisconsin.



Executive Assistance Office

The Executive Assistance Office assists the Director by performing various complex staff functions in order to facilitate the Director's oversight of departmental systems and operations; assists the Director in inter-division, inter-agency and other external relationships having consequences affecting all programs or broad aspects of departmental administration; primarily responsible for the internal and external coordination, oversight, and processing of legislative requirements.

The office advises the Director on the physical layout, reporting systems, filing systems, and other administrative aspects of the operations of the Office of the Director, ensuring that department-wide policies, priorities, and schedules are communicated and implemented through staff briefings, written memorandum, follow-up, completed staff work, or program action.

This office maintains an ongoing awareness of departmental operations, coordinates and oversees inter-division initiatives, coordinates and provides data, research, and analysis to assist the Director and the Governor's office in matters of corrections and law enforcement, and prepares reports of findings and recommendations for consideration by the Director; follows through on all submittals, liaison, and other requirements to coordinate departmental efforts to ensure successful completion of assigned projects.

The office also assists the Director by conducting task force meetings to initiate administrative problem solving; plans and organizes departmental efforts to address major issues or recurring problems throughout the department, assists the Director in conducting ongoing or special studies of departmental operations, including field visits on behalf of the Director and appropriate liaison with other agencies and jurisdictions in order to resolve major issues and ensure that all relevant aspects are addressed.

The office also assists with coordination, development, and drafting of action plans for the development and implementation of special studies, strategic plans, new programs, and projects in the department and with various external agencies, executes liaison activities, including special community task forces and community projects in coordination with government agencies, legislators, private organizations, and public communities on matters relating to public safety and conducts appropriate studies to identify gaps and problems within federal, state, and county laws, rules, plans and policies, and provide recommendations for action by department to take action, as appropriate, in resolving these problems and deficiencies.

This office also provides legislative coordination services with the Governor's Office and departmental liaison services at the Legislature; tracks legislation; and directs coordination and mechanism for development of the departmental legislative packages and assists departmental programs in grant development, locating resources, obtaining grant information, and in drafting grant applications.

CORRECTIONS DIVISION



Michael "Mick" Hoffman, Acting
Deputy Director of Corrections



The Corrections Division is comprised of six divisions and offices, which encompasses the vast majority of the department's personnel and budget.

Those divisions and offices include:

- Correctional Industries Division
- Corrections Program Services Division
- Health Care Division
- Institutions Division
- Intake Service Centers Division
- Reentry Coordination Office

The State of Hawaii is unique in that the community correctional centers (jails), which are normally the responsibility of the county, are managed by the state. There are six (6) states, including Hawaii, who have a unified system (integrated state prison and jail system): Alaska, Connecticut, Delaware, Rhode Island, and Vermont. The State of Hawaii has four (4) jails: Hawaii Community Correctional Center (HCCC), Kauai Community Correctional Center (KCCC), Maui Community Correctional Center (MCCC), and Oahu Community Correctional Center (OCCC). These centers house pretrial detainees and convicted offenders who are serving sentences of one (1) year or less. The centers are also responsible for the delivery of furlough programs to assist long-term sentenced inmates with their transitional return to the community.

Hawaii also has four (4) prisons: Halawa Correctional Facility (HCF), Waiawa Correctional Facility (WCF) and the Women's Community Correctional Center (WCCC) on Oahu, and Kulani Correctional Facility (KCF) on Hawaii island. These facilities house **convicted** felons with sentences greater than one (1) year. Except for the WCCC, all the facilities house male inmates. The WCCC is designated as a community correctional center, but it functions primarily as a prison for female offenders. This facility houses female pretrial detainees and female inmates serving sentences of one (1) year or less, in addition to housing female convicted felons sentenced to prison (more than one (1) year).

HRS 353H - Performance Indicator Reporting

Under Hawaii Revised Statutes §353H: Performance Indicators, the Department of Public Safety submits this report to the 31th Legislature of 2022. Below you will find the data captured as requested. Note that the performance indicator data that has been collected from November 1, 2022 to October 31, 2023.

"§353H-Performance indicator reporting. (a) The department of public safety shall develop performance measures that accurately reflect progress toward specific goals, including:

(1) Improving recidivism rates.

The Interagency Council on Intermediate Sanctions (ICIS), is a partnership between several criminal justice agencies Statewide, including PSD, and defines recidivism as any new arrest, or the revocation of probation or parole, within three (3) years of the start of supervision, release to parole, or prison release date. To reduce Hawai'i's rate of recidivism, the decision was made to track sentenced felons at 1-, 2-, and 3-year post-release and use that data to assist the members of ICIS in determining the effectiveness of assessment tools and programs created to address the identified needs/level of service of the offender.

The membership limited the study to tracking the max-out population, parole releases and offenders placed under Adult Probation supervision, and began collecting data in 2002, to create a baseline. In 2019, a report was released using the methodology and recidivism definition from this 2002 baseline and the data collected starting from the Fiscal Year 2015 (July 1, 2015, through June 30, 2016). This study culminated in the ICIS's 2019 Recidivism Update report, which was released in March 2021, and is available for viewing at,

<https://icis.hawaii.gov/wp-content/uploads/2021/05/2019-Hawaii-Recidivism-Update.pdf>

To decrease the different factors that might lead an inmate to re-offend, the Reentry Coordination Office (RCO) created a reentry checklist form to identify an inmate's areas of risk and needs prior to release. This form identifies factors that staff and inmate can work together on, towards eliminating potential roadblocks prior to release.¹ To continue with care after release, the RCO makes this form checklist available to the Adult Probation Office (APO), community service providers and the Hawai'i Paroling Authority (HPA) upon request.

Research has shown that the more items' staff can assist the inmate with checking off their discharge plan prior to their release from custody, the greater chance an inmate has for success.² One of the items quickly identified, as that inmates have the most difficulty with securing housing. Inmates returning to the community quickly find out that they don't typically make enough to afford a place of their own. With having to save for security deposit the first and last month's rent, an acceptable credit score and be able to present a list of suitable references, inmates find that trying to find and secure a suitable place for themselves to live in, is an almost impossible task without assistance.

Having a criminal history that disqualifies an inmate from applying for and securing subsidized housing, also eliminates any chance for an affordable alternative. The housing challenges, and the usual roadblocks inmates face, like securing gainful employment, all contribute to why an inmate's chances of recidivating and returning to custody, increases.³

¹ Department of Public Safety, Reentry Coordination Office, Reentry Checklist (2018).

² U.S. Department of Justice, Office of Justice Programs, "Preventing Homelessness: Discharge Planning from Correctional Facilities, August 2002.

³ Andrews, D.A. & Bonta, J. (1995) the Level of Service Inventory-Revised.

HRS 353H - Performance Indicator Reporting

That's why the RCO has continued its contracts with programs that provide "clean and sober" dwellings for furloughees, creating an affordable alternative to decrease an inmate's anxiety and breakdown one of the roadblocks to success. As parolees face similar obstacles, the RCO's contracts for clean and sober housing includes language in its contracts to accommodate referred parolees with affordable housing.

Despite pandemic restrictions from July 1, 2022, to June 30, 2023, these programs collectively housed furlough participants and parolees alike:

- Makana O Ke Akua (MOKA or Gift of God) (for males only) - 72
- Women in Need (WIN) (for females only) - 25

In 2023 the Hawai'i State Legislature realizing the difficulty parolees face, awarded HPA, additional funding (\$180,000) to increase their community housing. With the latest contract, HPA collaborated with the RCO to use this additional funding to increase the number of community housing beds for parolees.

Evidenced-based practices and data collected have shown that lack of suitable housing and not having a marketable skillset plays a role in preventing an inmate from creating a stable environment for themselves, thereby, contributing to a higher risk of re-offending.⁴ To address employment issues, the RCO has continued its contract with the GOODWILL agencies Statewide. During the last Fiscal Year, GOODWILL provided employment guidance and training reentry support for one hundred eighty-two (182) parolees and furloughees combined.

The introduction of COVID-19 impacted the number of furlough and parole participants enrolled in community programs Statewide. To protect the community and maintain the safety and good government of the facilities Statewide, PSD imposed restrictions to protect the population. With PSD only recently relaxing these restrictions, the number of participants involved in community programming is projected to rise. In anticipation of this growing need, the RCO has increased its collaborative work with other agencies and non-profits, to identify available housing, create more employment opportunities, and increase assistance for basic items such as work tools, footwear clothing and hygiene items.⁵

Community partnerships play a vital role with regards to an offender's reentry process and one of those non-profits, Waikiki Health Center (WHC,) has been working with the Department of Public Safety for several years. WHC has helped numerous inmates as they exited from incarceration jail and prisons, providing assistance with the application process to receive the different benefits such as, Med Quest coverage, SNAP, Medical and Behavioral Health assistance, and rehabilitative counseling. WHC has also helped inmates with obtaining documents of identification: Birth Certificates, Social Security Cards, and REAL ID State IDs, while also providing bus passes, clothing, cell phones and a mailing address in case one is required, to receive mail until they secure permanent housing. During the last Fiscal Year (July 1, 2022 to June 30, 2023) WHC worked with three hundred fifty-three (353) sentence felons, to meet their identified needs.

There are other contributing factors that lead to re-arrests like mental health and cognitive behavior issues and age at time of incarceration. RCO, through its work with other reentry offices nationwide, found a gap in the department's reentry services for Hawai'i inmates, which

⁴ Ramekers, A., Nieuwbeerta, P., Wilsem, J.V. & Dirkzwager, A. (2016), "Not any job will do: A study on employment characteristic and recidivism risks after release"; International Journal of Offender Therapy and Comparative Criminology).

⁵Department of Public Safety, Resource Guide (2021).

HRS 353H - Performance Indicator Reporting

was the mandatory service enrollment for males eighteen to twenty-five (18-25) years of age. To meet this mandate, the RCO has begun identifying and registering those newly admitted sentenced felons who meet the age requirements but had yet to register. Statewide, the population at the time of incarceration, has shown in studies, to be getting younger than in previous years and the RCO is committed to expand its efforts to meet the reentry needs of this younger population too.⁶

The RCO also assists veterans (another targeted population), regardless of their discharge status, with the resources to meet their needs upon release. Maintaining contact with the Veterans Administration and the Steven A. Cohen Military Family Clinic at Child and Family Services, the RCO works with facility staff to assist veterans to avoid homelessness upon release and set up a means to address any mental health challenges they may have because of their experiences. The RCO has also recently begun working with the Department of Labor and Industrial Relations (DLIR), and the Education division within PSD, to create ways to blend educational programming with job opportunities for continuum of care upon release. The RCO is also working with the State's Child Protective Services Agencies to address outstanding child support payments prior to release. With CPS assistance, RCO hope to adjust payment amounts, to better reflect an inmate's current financial situation. This effort, in turn, offers the inmate hope of getting some financial relief, thereby reducing feelings of being overwhelmed financially, once they begin working.

With the department moving towards a rehabilitative model, the RCO will continue working with the Hawai'i Correctional Industries (HCI) to identify avenues that increases employment opportunities paying inmates a higher wage while incarcerated and help take that skillset forward, to securing gainful employment upon release.

To address those, "other contributing factors", the RCO will continue its efforts, working with the Department's Health Care Unit, HPA and other community service providers and facility staff to identify and address those identified needs

To address those, "other contributing factors" mentioned earlier, the RCO will continue its efforts, working with the Department's Health Care Unit, HPA and other community service providers and facility staff to identify and address those identified needs. The RCO's goal continues to be to identify and address gaps in reentry programming. By expanding current partnerships while forging new collaborations, RCO hopes to effectively meet the needs of a changing population and thereby reduce the recidivism rate.

(2) Decreasing prisoner assaults on correctional staff.

From November 1, 2022, through October 31, 2023, statewide correctional facilities have had an increase in inmate-on-staff assaults. There were thirty-nine (39) reported inmate assaults on staff. Managing the inmate population continues to be challenging as an inmate's behavior is unpredictable, impulsive, lacking self-control, and in many cases violent, depending on his/her mental health history, behavioral history and/or substance abuse history. Of the thirty-nine (39) incidents reported include liquids and urine being thrown on officers, actual physical altercations and others incidents involving serious pervasive mentally ill offenders.

Corrections believe efforts being made to decrease inmate assaults on staff will attribute to

⁶ *Interagency Council on Intermediate Sanctions (ICIS), 2015 Recidivism Update.*

HRS 353H - Performance Indicator Reporting

a decline over the next year. Keeping inmates busy with work line jobs, programs, and services, and managing the overcrowding issues, as well as running recreational opportunities consistently will alleviate stress and tension on the inmate population. As we move further out from the pandemic, there are fewer days of medical isolation, quarantine and lockdown for offenders alleviating the stress of having to endure long-term confinement and boredom. Programs/services and in-person visitation have been reinstated, which will foster a better environment attributing to less stress on the inmate population. PSD has also implemented use of tablets allowing inmates to access and view programs and visitation within the housing units. Transfers have resumed to institutions of lower custody, i.e., minimum and community furlough settings.

(3) Reducing correctional staff turnover; and

The Department continues to experience a high volume of vacancies in its Corrections Division due to high turnovers, burn-out, promotion, resignation, retirement, and transfers to other job markets. The aftermath of the COVID-19 pandemic and high vacancies exasperates the situation causing a significant number of correctional officers and staff not reporting to work. The Department continues to provide staff with support and training to include taking a proactive approach to recruitment to fill its vacancies. PSD has implemented EH hiring, regularly attends job fairs, runs back-to-back BCRC classes and has continuous open recruitment. We are recruiting at colleges, high schools, and military bases. The agency has placed recruitment ads on the bus and the rail. We have awarded a contract to a PR firm to assist in developing robust messaging to a greater audience to recruit, educate and draw in more interested candidates. The firm will also assist in promoting the new Department of Corrections and Rehabilitation as a professional career. For the period of November 1, 2022, to October 31, 2023, we have been able to bring in forty-nine (49) new Adult Correctional Officer recruits, with twenty-three (23) more expected to graduate in two (2) weeks (December 8, 2023) for a total of seventy-two (72) new Adult Correctional Officer recruits before the end of 2023 calendar year. (NOTE: The total number of December 8, 2023, recruit graduates will be included in next year's report.)

(4) Improving departmental efficiencies in staffing, budgeting, and data management and analysis

From November 1, 2022, through October 31, 2023, the Department of Public Safety has continued to rely on emergency hiring of Adult Correctional Officers to address the chronic staff shortages. Corrections departments across the country, are struggling to hire and retain employees, and the strain on Hawaii's correctional facilities is no exception. When the COVID-19 pandemic ended, it transformed the labor market whereby workers are wanting a work-life balance, more competitive wages, flexible schedules, etc. It has impacted all levels of our operations statewide, and due to a smaller workforce; the Department has had to utilize excessive overtime.

Notwithstanding the staffing shortage, the Department is continuing its efforts to streamline processes, increase efficiencies in data management, and develop innovative recruitment strategies "outside of the box."

(b) The department shall develop key performance indicators, which shall include:

(1) The number of individuals enrolled in and who have completed a general education diploma or competency-based diploma.

During Fiscal Year 2023, there were thirty-five (35) High School Equivalency diploma recipients: thirty-three (33) GED and two (2) HiSET graduates. From November 1, 2022, through October 31, 2023, there were twenty-nine (29) GED and two (2) HiSET graduates, a total of thirty-one (31) high school equivalency diplomas issued during

HRS 353H - Performance Indicator Reporting

that time period. The Department's Education Branch utilizes the AMS (Academic Management System) Database to collect this information.

- (2) The number of individuals for whom a reentry plan is filed and the number of individuals who exit jail or prison with a reentry plan.

	# OF INDIVIDUALS FOR WHOM A REENTRY PLAN WAS FILED (11/1/2022 – 10/31/2023)	# OF INDIVIDUALS RELEASED WITH A REENTRY PLAN (11/1/2022- 10/31/2023)
JAIL	1608	134
PRISON	1493	474
TOTAL	3101	608

RELEASED W/BIRTH CERTIFICATE	RELEASED W/O BIRTH CERTIFICATE
JAIL 172	JAIL 5952
PRISON – 554	PRISON - 233
TOTAL 726	TOTAL 6185

RELEASED W/ VALID ID	RELEASED W/O VALID ID
JAIL 181	JAIL 5943
PRISON – 375	PRISON - 412
TOTAL 556	TOTAL 6355

In an effort to not forget the jail population, the RCO is continuing to make changes in their procedures to increase support. The RCO recently adjusted the parameters for the jail staff in an effort to provide more support to the jail inmates. The population at the jails are admitted and released with such frequency, because with most of those in custody are detainees rather than sentenced inmates. As a result, normal operations to assist persons prior to release, have been too great for the staff to keep up with. But by adjusting its focus to the sentenced population who have at least thirty (30) days left to serve on their sentence, the staff at the jails Statewide have made small but significant strides in their efforts. The jail staff statewide now have time to at least, identify some of their needs and begin their reentry process. The RCO then has worked with the community service providers to follow up with what has been started following release.

RELEASED W/SSA	RELEASED W/O SSA
JAIL 151	JAIL 5973
PRISON – 340	PRISON - 447
TOTAL 491	TOTAL 6420

RELEASED W/BUS PASSES (PRISON ONLY)
HCF – 96
WCCC - 48
WCF - 38
KCCC - 8
MCCC - 4
TOTAL - 194
Total amount of monthly bus passes handed out: 27
Total amount of daily bus passes hand out: 160
Total amount of 26-day bus passes: 7

HRS 353H - Performance Indicator Reporting

The discrepancies from past reports regarding the number of jail inmates being released with an reentry plans should improve with the newest changes made on what population staff will focus on. Although the numbers are promising, the RCO is aware that more needs to be done for the jail population overall and tirelessly working to address to identify and address the different needs. The RCO will continue its efforts to improve validity in its reentry practices to try to reduce the recidivism rate. But with grant funding for non-profits reducing and the shortage of correctional staff continuing to rise, efforts will be difficult.

(3) Drug test failure rates of inmates while incarcerated and while on parole.

In accordance with its drug detection policy, PSD collected seven thousand seven hundred thirty-seven (7,737) urine specimens from the inmate population for FY23, from July 1, 2022, through June 30, 2023. During this period, three hundred ninety-three (393) specimens or 10.40% failed.

During the period of November 1, 2022, through October 31, 2023, data indicates seven thousand five hundred twenty-two (7,522) urine specimens were collected statewide. The number of positive results for substances targeted totaled four hundred fifty-eight (458) or 6% of all samples collected.

For inmates on parole, the average number of positive urinalysis tests during the period of November 1, 2022 through October 31, 2023 was four hundred thirty-six (436) or 2.4%. (Note: this is based on an average monthly parole population of one thousand eighty-six (1,086) during the period specified.)

(4) The number of inmates currently enrolled in and who have completed drug treatment programs provided by the Department of Public Safety.

Substance Abuse Program data indicates there were four hundred sixty-eight (468) in Hawaii and two hundred eighty-four (284) inmates at Saguaro (Arizona) that participated in substance abuse treatment during FY23 with two hundred forty (240) Hawaii and one hundred sixty-four (164) Saguaro inmates completed substance abuse treatment. All programs combined recorded approximately seven hundred fifty-two (752) admissions into treatment and approximately four hundred four (404) completions (54% completion rate).

For the period spanning November 1, 2022, through October 31, 2023, PSD has enrolled approximately six hundred twenty-seven (627) inmates (three hundred sixty-three (363) in Hawaii; two hundred sixty-four (264) in Saguaro) into substance abuse treatment programming with approximately three hundred forty-seven (347) inmates or 55% completing programming requirements.

(5) The number of inmates currently enrolled in and who have completed restorative circles.

There were six (6) women at the Women’s Community Correctional Center (WCCC) who completed the Restorative Justice Huikahi Circle.

(6) The number of inmates who have applied for a reduction of their minimum sentence, the number of applications approved and denied, and, when applicable, the reasons for the denial of a parolee’s application.

# inmates applied for reduction of their minimum sentence	# inmates approved for a reduction of their minimum sentence	# inmates denied a reduction of their minimum sentence	List of reasons for denial
142	19	123	Minimum sentences deemed appropriate.

HRS 353H - Performance Indicator Reporting

- (7) The number of parole revocation hearings and the results of parole revocation hearings that, when applicable, explain why the parolees' revocation was denied;
 (Note: parole revocation hearings approved is the number of parolees revoked. The number of revocation hearing denied is the number of parolees who were continued on parole following their parole revocation hearing and/or the revocation of their parole was deferred for various reasons.)

# parole revocation hearings	# parole revocation hearings approved	# parole revocation hearings denied	List of reasons for denial
348	203	44	Parolee deemed appropriate to return to the community on parole.

- (8) The cost of incarceration per inmate, per day, per facility;
 The average daily cost per inmate per day is \$253.00.
- (9) Offender demographics, including gender, race, age, and type of offense;
 Please see Attachment A.
- (10) The number of individuals who received vocational training or rehabilitation services and type of vocational training or rehabilitation services received.

There was a total of seven hundred twenty-seven (727) Career and Technical Education training (CTE) program participants, four hundred nineteen (419) of them, or 57% completed the programs. These account for participants in programs such as: Sustainable Crop Production- Ag. Technician, Construction Trades- Carpentry, Forklift Operator Training, Forklift Simulation Training, ServSafe (Safety and Sanitation), Culinary Arts Program, Digital Literacy, Keyboarding, Blender 3-D Animation, Altino Coding, TEAM WorkHawaii, and Goodwill Job Readiness Services.

The RCO continues to work to address the rehabilitative service needs exiting inmates face upon release. The RCO has begun discussion with other agencies and community service providers to determine how to also address the mental health needs and continuum of care a majority of inmates are missing upon release. The office is also working with DLIR and the Education Division to inform and educate the other agencies of the need to develop work programs for inmates to increase success rates upon release and reduce the rate of recidivism. The office is also working with the Hawai'i Correctional Industries (HCI) office to develop new products/ programs to advance the skills of inmates while in custody and translate those skill into living wage job opportunities upon release.

- (11) The total number of inmate intakes, by month, including the number of intakes each month within the past year and past five years;
 See Attachment B.
- (12) The total number of inmates released, by month;
 See Attachment C.
- (13) The number of inmates with substance abuse problems, including the type of dependence or addiction, and the number of inmates with no reported substance abuse problems;

For the period spanning November 1, 2022, through October 31, 2023, PSD enrolled



HRS 353H - Performance Indicator Reporting

approximately six hundred twenty-seven (627) inmates (three hundred sixty-three (363) in Hawaii; two hundred sixty-four (264) in Saguaro) into substance abuse treatment programming to address substance abuse problems. Approximately three hundred forty-seven (347) inmates or 55% of participants are recognized for completing programming requirements. Inmates were in substance abuse treatment to address multiple substance use disorders touching upon the different levels of severity including but not limited to mild, moderate, and severity levels for specific substances matched to the appropriate level of treatment i.e., outpatient, intensive outpatient, and residential treatment modalities.

Per data captured by PSD's urinalysis software, substances most present in drug detection screenings are #1- Amphetamines/Methamphetamines, #2- Buprenorphine, and #3- Fentanyl.

- (14) The median length of incarceration, excluding inmates who have received life sentences or been paroled;

See Attachment D.

- (15) The prison population forecast for the next decade;

There is insufficient data to make an accurate projection currently, in large part due to the previous unprecedented COVID-19-related inmate population reductions and court releases. A projection is expected next year

- (16) The total number of pretrial detainees and the number of pretrial detainees admitted each month by type of crime, bail amount, risk assessed, gender, race, and age;

See Attachment E

- (17) The number of pretrial detainees released or discharged each month and the reason for the release or discharge by type of crime, bail amount, risk assessed, gender, race, and age;

See Attachment F. (Note: 0=No assessed risk level due to incomplete assessment; 1=low risk; 2=moderate risk; 3=high risk.)

- (18) The average length of stay for pretrial detainees by reason for release or discharge, type of crime, bail amount, risk assessed, gender, race, and age;

See Attachment G.

- (19) The number of pretrial detainees held on cash bail by type of crime, bail amount, risk assessed, gender, race, and age;

See following pages for graphs.

HRS 353H - Performance Indicator Reporting

Pretrial detainees held on bail—Type of Crime

Severity of Offense	
Felony A	385
Felony B	919
Felony C	1949
Misdemeanor	1492
Petty Misdemeanor	1101
Violation	21
Other	61
Total	5928

Pretrial detainees held on bail—Bail Amount

Bail Group	
0	7
1 to 99	158
100 to 499	979
500 to 999	418
1,000 to 4,999	1345
5,000 to 9,999	538
10,000 to 49,999	1409
50,000 to 99,999	336
100,000 to 499,999	255
500,000 to 999,999	85
1,000,000 or more	94
None Entered	304
Total	5928

Pretrial Detainees held on bail—Risk Assessed

Risk Level	Gender (5 unknown)		Total
	Female	Male	
None	397	1546	1943
Low	12	65	77
Moderate	181	1203	1384
High	365	2154	2519
Total	955	4968	5923

HRS 353H - Performance Indicator Reporting

Pretrial Detainees held on bail—Race

Race	
American Indian	30
African American	383
Caucasian	1336
Chinese	68
Filipino	487
Guam	36
Hawaiian	1537
Hispanic	473
Japanese	151
Korean	51
Micronesian	134
Samoaan	227
Tongan	59
Other	159
Unknown	797
Total	5928

Pretrial detainees held on bail—Age

Age Group	
18 to 19	76
20 to 24	507
25 to 29	782
30 to 34	1075
35 to 39	964
40 to 44	776
45 to 49	571
50 to 54	448
55 to 59	337
60 to 64	213
65 and older	179
Total	5928

HRS 353H - Performance Indicator Reporting

(20) The average amount of time for completing and verifying pretrial risk assessment by type of crime, bail amount, risk assessed, gender, race, and age; and

Average Time for Completing & Verifying Pretrial Risk Assessment by Type of Crime

Severity of Offense	Risk Assessments	Average/Days
Felony A	385	4.59
Felony B	919	2.25
Felony C	1949	3.65
Misdemeanor	1492	1.60
Petty Misdemeanor	1101	0.83
Violation	21	3.05
Other	61	1.20

Average Time for Completing & Verifying Pretrial Risk Assessment by Bail Amount

Bail Group	Risk Assessments	Average/Days
0	7	1.57
1 to 99	158	1.31
100 to 499	979	1.00
500 to 999	418	1.54
1,000 to 4,999	1345	1.66
5,000 to 9,999	538	3.34
10,000 to 49,999	1409	3.75
50,000 to 99,999	336	4.07
100,000 to 499,999	255	2.36
500,000 to 999,999	85	3.68
1,000,000 or more	94	3.61
None Entered	304	3.30

Average Time for Completing & Verifying Pretrial Risk Assessment by Gender

Gender	Risk Assessments	Average/Days
Female	955	1.76
Male	4968	2.56

HRS 353H - Performance Indicator Reporting

Average Time for Completing & Verifying Pretrial Risk Assessment by Race

Race	Risk Assessments	Average/Days
American Indian	30	6.47
African American	383	2.95
Caucasian	1336	2.81
Chinese	68	3.56
Filipino	487	2.50
Guam	36	3.25
Hawaiian	1537	3.11
Hispanic	473	1.37
Japanese	151	1.60
Korean	51	3.10
Micronesian	134	1.56
Samoan	227	0.46
Tongan	59	1.68
Other	159	4.41
Unknown	797	0.99

Average Time for Completing & Verifying Pretrial Risk Assessment by Age

Age Group	Risk Assessments	Average/Days
0	7	1.57
1 to 99	158	1.31
100 to 499	979	1.00
500 to 999	418	1.54
1,000 to 4,999	1345	1.66
5,000 to 9,999	538	3.34
10,000 to 49,999	1409	3.75
50,000 to 99,999	336	4.07
100,000 to 499,999	255	2.36
500,000 to 999,999	85	3.68
1,000,000 or more	94	3.61
None Entered	304	3.30

(21) The number of pretrial detainees readmitted by reason for release, reason for readmission, type of crime, bail amount, risk assessed, gender, race, and age.

At the time of this report period, the Department did not receive data from the Hawaii Criminal Data Justice Center (HCDJC).

Intake Service Centers Division

The Intake Service Center Division (ISCD) provides casework services to assist accused and convicted persons entering Community Correctional Centers (CCC) on the islands of Hawaii, Kauai, Maui, and Oahu. ISCD is also responsible for conducting pretrial bail evaluations on persons unable to afford bail and provides recommendations for alternative placement in appropriate diversionary programs. When individuals are placed under supervision, as granted by the courts in lieu of bail, ISCD manages those individuals in the community pending their final court disposition.

ISCD provides statewide services with sixty-one (61) authorized positions, identified as forty-four (44) professional human service staff and supervisors, eleven (11) office services staff, and six (6) Administrative support staff. ISCD's branch offices include the Hawaii Intake Service Center (HISC), located in Hilo and Kona; the Kauai Intake Service Center (KISC), located in Lihue; the Maui Intake Service Center (MISC) located in Wailuku; and the Oahu Intake Service Center (OISC), located in Honolulu. OISC is the only branch that is located within the secure area of a Correctional Facility, while branches on Hawaii, Kauai, and Maui rent office space in the community. Hawaii, Kauai, and Maui branches perform intake functions within the relevant CCC. All ISCD staff operate within county police cellblocks and various Judiciary Courthouses.

The first major function of ISCD is facility intake. In FY 2023, statewide intake screenings were performed for 6,177 new admissions.



The intake process includes a face-to-face interview to collect personal information and document the data. Other components of the process require gathering security information to complete an Initial Jail Classification instrument to ensure proper housing placement at the CCC; a medical/mental health screen to identify if there are

urgent medical and/or mental health needs; and a Prison Rape Elimination Act (PREA) screening to assesses for victimization and predatory variables. Additionally, U.S. Armed Services veteran status and Citizenship data is captured.

The second major function of ISCD focuses on bail evaluations. All persons being held on bail by the county police or within a CCC are eligible for a bail evaluation. A bail investigation starts with ISCD staff assessing the detainee using the Ohio Risk Assessment System-Pretrial Assessment Tool (ORAS-PAT).

The ORAS-PAT will score the detainee as low, moderate, or high risk for pretrial failure. Pretrial failure is a result of



Intake Service Centers Division

incurring a new arrest, failing to appear for court as scheduled, and/or not complying with supervision conditions set by the court. The bail evaluation is submitted to the court with a recommendation for some form of pretrial release or that the person be held pursuant to the Court's order, which may include bail. In FY 2023, ISCD completed 8,230 bail investigation reports.

The third function of ISCD is to supervise persons released by the court on pretrial supervision. In FY 2023, ISCD had a total of 1,944 new cases placed under supervision. Over the course of the year, an average of 965 cases a month were actively monitored statewide. Supervision services center around regular in-person contact to gauge compliance with court-ordered conditions and to provide notifications of when and where to appear for court hearings. Other supervision activities focus on addressing assessed risk factors for pretrial failure and assisting defendants in securing services, like substance abuse treatment, that would increase a person's successful compliance.

In FY 2023, there was a total of 1,839 cases closed. Of those cases, 929 were successful and 910 cases were unsuccessful. The cases that were closed unsuccessfully were due to arrests for new offenses, failure to appear to court, illicit drug use and other court condition violations.



Emerging from the COVID-19 Pandemic, intake interviews increased by 4%, bail evaluations increased by 18%, and new supervision cases dropped by 18%. Despite the decrease in supervision cases, ISCD realized a savings of 281,166 bed-days for the Department.



The Hawaii Intake Service Center (HISC) is comprised of two Operational Sections – East and West Hawaii, and an Office Services Staff Section. The Branch provides casework services to assess felony and misdemeanor defendants for release alternatives pending trial, supervises and monitors pre-trial and pre-sentence felony and misdemeanor offenders as ordered by the Courts, conducts intake screening and security classifications for HCCC admissions, and manages the electronic monitoring of pretrial defendants in the community.

An important function of the branch is the intake screening of offenders upon admission into the HCCC. HISC workers interview each new inmate upon admission including gathering personal information, a medical and mental health screening, PREA screening, and the security classification. Inmates are classified by HISC staff for proper housing and facility management. In FY2023, the HISC conducted 1262 intake screenings.

The primary function of HISC is pretrial services including pretrial release assessments, pretrial supervision, and the use of evidence-based strategies to increase pro-social behavior and reduce pretrial failure. The agency also manages electronic monitoring for pretrial defendants ordered by the Courts.

HISC is required by law to conduct a pretrial assessment on each pretrial detainee meeting eligibility criteria, within 3 days of admission into the community correctional centers. HISC exceeds this standard by conducting pretrial interviews at the Hawaii County Police Department and completing most assessments prior to a defendant's first court appearance. The Ohio Risk Assessment System - Pretrial Assessment Tool (ORAS-PAT) is the tool used statewide to evaluate a defendant's appropriateness for pretrial release. The ORAS-PAT is used to guide HISC's recommendation relative to a defendant's release from custody, and this information is used in the completion of a bail report that HISC submits to the Court for consideration. In FY 2023, the branch completed 2341 bail evaluation reports, and a total of 1946 individuals were diverted from incarceration during this fiscal year, saving the department a total of 124,909 bed days.

During this fiscal year, the HISC implemented sequential pretrial reviews of pretrial defendants at HCCC. Every pretrial inmate eligible for a bail assessment is reviewed every 3 months for release, with updated information provided to the Courts for release consideration. In FY 2023, the branch completed 302 pretrial reviews at HCCC.

Pretrial defendants released into the community by the Court are often ordered to HISC for pretrial supervision and monitoring. HISC pretrial officers work with defendants to mitigate pretrial risk and increase pretrial success. We work closely with community agencies and refer defendants for supportive services such as mental health treatment, substance abuse treatment services, anger management counseling, and housing services. We also work with the Courts to keep defendants informed of upcoming court hearings. In FY2023, HISC supervised a monthly average of 508 pretrial defendants in the community.

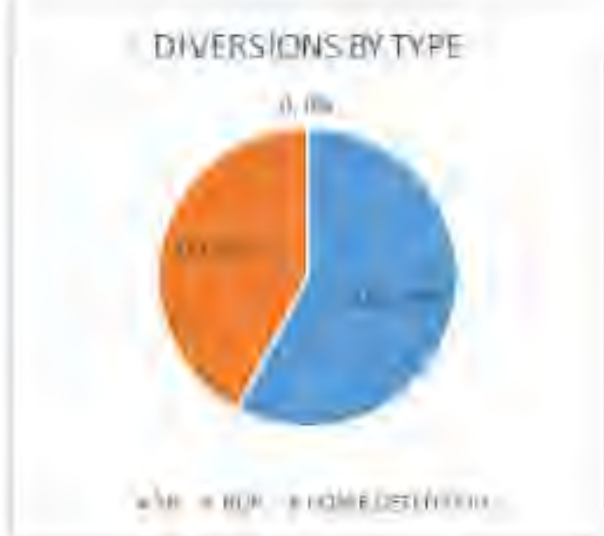
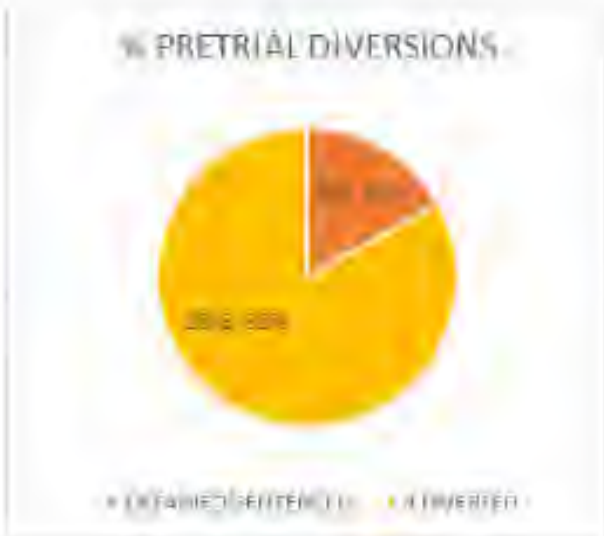
HISC manages the electronic monitoring program for pretrial defendants ordered by the Courts. The program offers various types of supervision such as location monitoring, house arrest, and curfew monitoring. HISC utilizes radio-frequency and GPS technology to monitor participating defendants. During FY2023, HISC supervised 97 defendants on the program.

Hawaii Intake Service Center

The following table represents the annual and monthly caseload by function during FY 2023.

FY23	ANNUAL CASELOAD	MONTHLY CASELOAD
HCCC ADMISSIONS	1262	105
BAIL STUDIES	2341	195
TOTAL SUPERVISION	6106	508
TOTAL REVOCATIONS	493	41
TOTAL SUCCESSFUL COMPLETIONS	513	43

The following graphs illustrate the rate of pretrial diversions and the diversions by type during FY23.





Kauai Intake Service Center

After more than 30 years of service at 3-3100 Kuhio Highway, the Kauai Intake Service Center (KISC) relocated to 2870 Kele Street, remaining “central” in Lihue and within walking distance from the former location. This should shield the public from unnecessary confusion and having to absorb additional hardship(s) if we were to relocate outside of this central location on our island. This will especially benefit our indigent population as we continue to be within walking distance of our State and County Buildings, as well as the Judiciary Complex.

As its main function within the Department of Public Safety, KISC continues to initiate the admission process for all individuals admitted at the Kauai Community Correctional Center (KCCC) pre and post adjudication. KISC conducts interviews and assessments to determine one’s classification and placement within our facility.

Following the decision of the court to detain and confine by sentence or the setting of bail, KISC staff interview detainees at the Kauai Judiciary Complex shortly after being taken into custody. The admission process involves completing the Initial Intake Information Form, Medical/Mental Health Screening, and assessing for the Federally mandated Prison Rape Elimination Act (PREA). Once the intake interviews are concluded, staff prioritize and complete the Initial Security Classification and PREA screening instruments in Offendertrak to assist KCCC security staff in determining housing assignments for all admitted.

Additionally, KISC provides all courts with critical demographic information and an assessed level of risk in the form of a Pretrial Bail Report to assist Judges in making an informed bail decision for pre-trial detainees. These reports provide detailed information about a specific individual’s current status within the community (location, employment, source of income, criminal conviction history, substance abuse issues if any, etc.) who is being held in custody on bail. This is intended to release individuals from pre-adjudication detention who are assessed and determined to be at low or moderate risk of non-appearance, recidivism, and do not pose a direct threat to the safety of the community. There are numerous ways in which an individual could be released from custody pre-adjudication. One of the ways is defined as Supervised Release (SR). For individuals who are granted SR by the court under specific conditions, KISC provides and enforces supervision until the conclusion of one’s case.

When granted SR, an individual is required to abide by specific terms and conditions set by the court. KISC is responsible for monitoring and enforce those court-ordered conditions. Should an individual violate any condition of their release, KISC notifies the court through a verified application process requesting a revocation/modification to the terms of their release. The philosophy and priorities of the Department of Public Safety continue to focus on the health and safety of the community first and foremost.

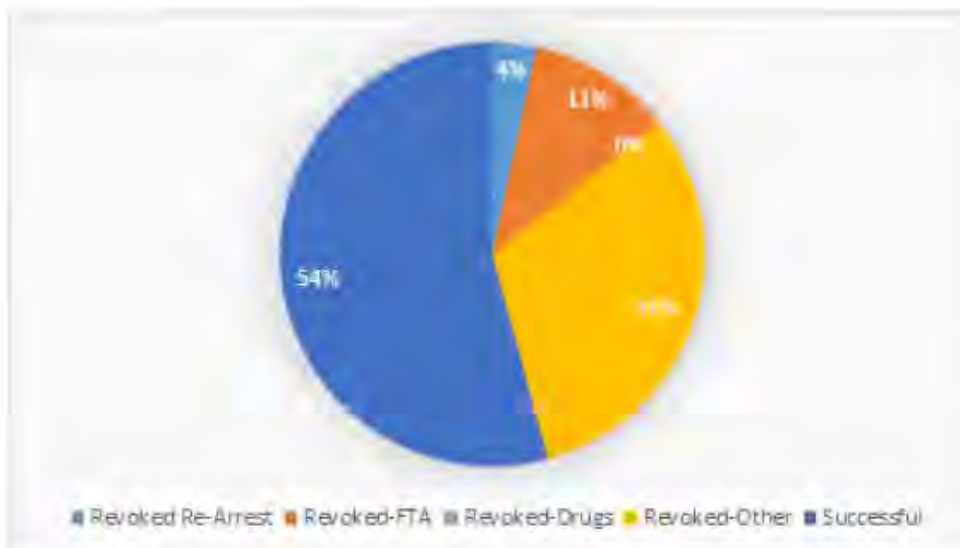
In Fiscal Year 2023, KISC has screened 542 individuals for admission and completed 571 Pretrial Bail Reports that directly diverted 136 individuals from having to await trial while incarcerated.

Kauai Intake Service Center

Month	Completed Bail Reports	Released on SR	ROR	GPS Monitoring	Residential Treatment	Bail with Conditions	Admissions	Total Released	Percentage
22-Jul	106	10	2	0	0	2	57	14	24%
22-Aug	87	11	1	0	2	0	58	14	24%
22-Sep	46	11	0	0	2	0	35	13	27%
22-Oct	36	13	4	0	2	0	41	19	46%
22-Nov	35	5	4	0	0	1	34	10	30%
22-Dec	30	8	2	0	2	0	36	12	33%
23-Jan	35	7	2	0	2	0	39	11	28%
23-Feb	46	4	0	0	0	0	42	4	10%
23-Mar	43	8	0	0	1	0	51	9	18%
23-Apr	47	11	0	0	1	0	53	12	23%
23-May	31	8	2	0	1	0	49	11	22%
23-Jun	29	7	0	0	0	0	47	7	15%
Totals	571	105	17	0	13	3	542	136	26%

AVERAGE

KISC relies upon evidence-based practices attempting to motivate compliance, reduce recidivism/re-arrest, and provide guidance in locating community services that assist with any social and/or economic hardship. Not all that are presented with this opportunity are receptive when awarded. Many do not remain in the community throughout the pendency of their case(s) and may need to be returned to custody if found in violation of the terms of release. As previously mentioned, of the 136 released, four (4) individuals were revoked because of re-arrest, 13 for non-appearance in court, zero (0) for continuously testing positive for substance abuse, and 37 for other compelling reasons, likely for failing to appear at multiple scheduled meetings and/or maintaining contact with KISC. There were 64 individuals that were compliant and have been adjudicated with no incident.



As with previous years of reporting, KISC continues to see roughly half of the individuals released on SR to be compliant and able to resolve their cases without incident. Unfortunately, for the other half that were returned to custody for violating the conditions of SR, it appears that there remains a significant portion of our population that require much


Kauai Intake Service Center

more services and assistance than is currently provided within our community.

Kauai continues to be the lone jurisdiction in the State that has a “Project Contempt” program. Unfortunately, there continues to be a significant decrease in referrals being received from the District Court. KISC continues to be an advocate for this program, that allows for contacting individuals who have missed court hearings and are charged with specific low-level offenses, in lieu of the court immediately issuing a bench warrant for their arrest. If KISC successfully establishes contact with the individual, they report to KISC to sign a “Notice to Appear” document and are provided with a return court date. When they appear on the day of their continued court date, the court will simply continue with the proceedings and require no explanation as to the missed court appearance. This program specifically targets individuals who are being charged with offenses that have no confinement provision within that statute (i.e., Violations, County Ordinance, Traffic citations, etc.). There remains high optimism that this program can and should be utilized much more than it has been in the last few years. KISC will continue to reach out to the Judiciary to influence an increase in referrals for the Project Contempt program as an alternative to issuing unnecessary bench warrants for individuals charged with minor, non-violent, non-jailable alleged offenses.



Maui Intake Service Center




The Maui Intake Service Center (MISC) provides valuable criminal justice services to pretrial Defendants on Maui, Molo-kai, and Lanai. MISC is located in Central Maui and has unique geographic challenges by servicing clients on all three Islands. MISC promotes offender re-entry at the earliest possible opportunity by providing a variety of services, which include pre-trial supervision. In cooperation with government agencies and community organizations, MISC strives to provide services to defendants and offenders throughout the County of Maui to reduce recidivism and attempt to promote healing of the clients and ensure public safety. MISC staff confront challenges presented by individual client situations and needs with compassion, empathy, and services offered by the County of Maui.

MISC processes intake screening for newly admitted individuals who are detained or committed to the Maui Community Correctional Center (MCCC). MISC screens these individuals and identifies any medical and mental health issues and for-

wards it to MCCC's Medical Unit for further evaluation and treatment, if warranted. The individual is also screened for any PREA (Prison Rape Elimination Act) concerns that are brought to the attention of the proper staff specialized in dealing with these issues. MISC incorporates the Ohio Risk Assessment System-Pretrial Assessment Tool (ORAS-PAT) to interview and produce Pretrial Bail Reports for the Judiciary within three (3) days of admission. MISC completes the Initial Jail Classification and the PREA assessments for inmates to ensure proper placement into appropriate housing, work lines, and programs in MCCC. In FY 2023 MISC screened a total of 1024 defendants.

MISC completes assessments for defendants who are referred to the District, Circuit, and Family Courts in the Second Circuit. Defendants are interviewed, the ORAS-PAT instrument is applied, and the bail reports are electronically filed in a strict timeline to ensure that the least restrictive conditions of bail are recommended to those that are in custody to allow them to possibly be released from custody into the community and minimize the amount of time the defendant is in jail custody. In FY 2023 MISC initiated 489 bail reports and completed 375 of them.



MISC also provides supervision for defendants that have posted bail/bond or have been placed on supervised release by the Courts with conditions. In FY 2023, 89,410 bed days were saved through MISC supervision. Integrating best practices into case management, applying motivational interviewing, cognitive behavioral techniques, and providing community and government treatment resources the MISC staff strive to encourage changes in defendants to improve the chances for increased compliance, reduction in recidivism, and offering services to address the defendant's issues. In FY 2023 there were 412 new cases placed under pretrial supervision.

When it is determined that the defendant is in violation of the Terms and Conditions, Verified Applications for Revocation of Release are completed and electronically sent to the respective court-rooms for the Judge's approval/disapproval to issue a Bench Warrant. In FY 2023, 224 Bench

Maui Intake Service Center

Warrants were issued because of the Verified Applications submitted by MISC. In FY 2023 there were 197 successful completions. In FY 2023, defendants that violated the Terms and Conditions of supervision were held accountable for their actions and behavior in the community.

PTO's work closely with the Department of Health Staff and the CARE Hawaii staff in addressing the mental health and addiction issues that a substantial number of defendants under MISC supervision have. MISC supervised a monthly average of 256 pretrial defendants in the community with 106 on supervised release and 150 defendants who posted bail with conditions.



Oahu Intake Service Center



The Oahu Intake Service Center (OISC) is located at the Oahu Community Correctional Center (OCCC). In fiscal year 2023, the facility averaged 323 new admissions a month. OISC's Assessment and Classification Unit (ACU) interviewed and screened 92% of the new admissions on the day of arrival to ensure appropriate referrals for services in a timely manner. The intake process includes an in-person interview, medical and mental health screening, Prison Rape Elimination Act screening, and security classification scoring. The Ohio Risk Assessment System Pretrial Assessment Tool (ORAS-PAT) is completed for persons admitted with eligible pretrial charges.

Due primarily to COVID-19 isolation procedures within the facility, ACU was not able to complete the intake process on the day of arrival for 2% of new admissions and 6% were released before an intake interview was completed.

Following the issuance of Governor Ige's Emergency Proclamation for the COVID-19 pandemic in March 2020, OISC saw a downward trend in the number of admissions to OCCC. Prior to the pandemic ACU averaged 576 admissions a month. Admissions continued to drop in FY 2021 and in FY 2022, facility admissions averaged 296 a month. Since the expiration of the Emergency Proclamation, there have not been any major changes to the number of new admissions but FY 2023 monthly admissions increased slightly to 323.

The Assessment and Classification Unit also completed bail investigations at a monthly average of 125 Pretrial Bail Reports, which provides the courts with an objective individualized assessment



of a defendant's risk for non-appearance and/or recidivism. The ORAS-PAT scored approximately 28% of pretrial defendants as moderate or low risk, recommending release into the community. However, any recommendations for release to a third-party (appropriate sponsor or program) was impacted by the shortage of community clean and sober beds and residential treatment beds for defendants with serious substance abuse or dual diagnosis treatment needs.

OISC has partnered with the Honolulu Office of the Prosecuting Attorney as part of the Weed & Seed initiative since July 2021. OISC's role is to screen defendants who have been arrested within the designated Weed & Seed area and make direct referrals to the Department of Health's Hawaii CARES for a substance abuse assessment and placement into a treatment program. In FY 2023, OISC made 34 referrals to Hawaii CARES. Unfortunately, none of the direct referrals affected a release under the Weed & Seed initiative.

OISC's Court Unit (CU) interviews and completes Pretrial Bail Reports for persons held at the Honolulu Police Department (HPD) on eligible misdemeanor/petty misdemeanor charges. After interviewing defendants at HPD, CU staff, based at the Honolulu District Court, submitted approximately 332 pretrial release recommendations a month to District Court Judges to assist with determining release options at the Arraignment hearing. A majority of these cases are disposed of at the time of arraignment; therefore, CU's efforts greatly reduced the number of misdemeanant defendants admitted to OCCC by diverting an average of 184 persons a month.



Oahu Intake Service Center

CU saw a downward trend in the number of Pretrial Bail Reports completed following the onset of the Emergency Proclamation for COVID-19; however, since its expiration, there has been an increase in the number of reports being completed.

As a large part of the misdemeanor population has mental health concerns, CU works with the Department of Health's Jail Diversion Program to screen eligible defendants for mental health treatment planning and services, as a condition of diversion from Court and incarceration at OCCC. CU also works with the District Court Clinician, referring mentally acute defendants for evaluation under the Hawaii Revised Statutes § 704-404, for 1-panel examinations. If the Court orders that a defendant be held in custody pending a 1-panel examination, CU facilitates notification between the Court and OCCC's Mental Health Unit.

OISC Program Services Unit (PSU) provided community supervision of approximately 238 defendants a month. In FY 2023, there were 514 new defendants placed under supervision. During this period, PSU had a success rate of 49% for defendants being actively monitored, that appeared for court hearings as scheduled, did not incur any new arrests, and generally complied with the terms and conditions of release. In 51% of the cases closed by PSU the reasons for non-compliance was due to a new arrest, failure to appear for court, testing positive for illicit drug use and not entering substance abuse treatment, or failure to comply with court-ordered conditions of release.



Across the Division the focus is on public safety, which is why PSU continues to utilize electronic monitoring and randomized drug/alcohol testing to monitor defendants' compliance with court-ordered conditions of release. When it is determined that public safety is compromised, PSU utilizes the Verified Application for Revocation of Release process through the Courts to have a Bench Warrant issued. In FY 2023, PSU requested the courts to issue roughly 225 warrants. All together, PSU saved 73,558 bed days through community supervision of defendants.



OISC staff strives to interview new admissions on the day of arrival; reduce overcrowding by completing bail assessments in a timely manner and recommending release when appropriate; and effectively provide community supervision of pretrial defendants. OISC works to attain the underlying goals of the bail process to maximize release, maximize court appearance, and maximize public safety.



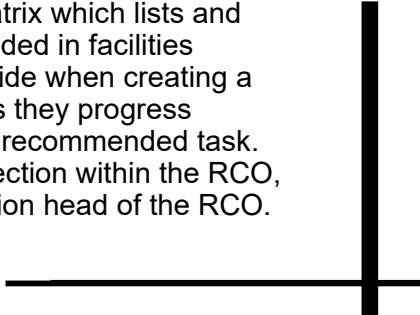
Re-entry Coordination Office

The Reentry Coordination Office (RCO) is under the general supervision of the Deputy Director for Corrections (DEP-C) focusing its efforts to identify, and address gaps in reentry programming for inmates and to standardize those efforts Statewide. The RCO is tasked with evaluating current reentry efforts, during and post-incarceration and to develop new reentry programming to address the changing reentry needs of the population. The RCO provides referral services for victims/survivors of crime and manages the collection of court-ordered restitution payments. The RCO also manages the department's staff usage of risk assessment instruments, coordinating its training and booster training on these instruments, with other justice-involved agencies, to maintain baseline fidelity measurements statewide. The RCO manages the Inmate Classification Office (ICO) which oversees all inmate classification actions Statewide to ensure that inmates are classified in the least restrictive environment consistent with their risk to self, others, staff and the good government of facilities statewide.

PROGRAM DEVELOPMENT

When implementing any new programming, the RCO refers to the Comprehensive Offender Reentry Plan (CORP) as a guideline for developing, managing and maintaining the department's offender reentry system. However, being a "living document", the RCO annually evaluates the CORP, to ensure that the focus of the RCO remains relative to changes in its population. When developing new reentry program and services, the RCO seeks and takes into consideration, recommendations from interagency collaborations, discussions between other divisions of the Department, other State, Federal agencies, and community service providers. In doing so, the RCO provides collaborative opportunities for community service providers to aid in an inmate's rehabilitative efforts. The RCO is also responsible for informing, guiding and assisting facility staff on the directives stated in Chapter 353H - Comprehensive Offender Reentry System. The RCO is tasked with introducing reentry concepts and processes to facility staff to help them understand that, as a course of their regular duties, staff need to begin to address the reentry needs of all adult inmates, males and females, to "arm" and prepare them with the tools they'll need to succeed upon release. The philosophy of the department and the RCO is that reentry is not one specific program but rather a lifetime process that first begins when the inmate is admitted to a correctional facility and ends with that inmate's hopefully successful reunification back into the community. The goal of this office remains to develop, implement and manage an effective and sustainable reentry system for exiting inmates, from intake to discharge, through interagency collaboration and community agency partnering.

The RCO is also charged with maintaining the Department's Resource Guide, regularly updating the information contained within, to ensure the content is accurate and current. This reentry tool is available to inmates, staff and their families, is found in hardcopy form and online 24-7. The Guide provides information on services and programs within the community, identifies different programs and non-profits willing to help the exiting inmate get back on their feet and to continue their care. The RCO works closely with the Corrections Program Services (CPS) division, which includes the departments such as Education and Substance Abuse, to create and help fund programs for inmates to begin while in custody, and then to transition to living wage jobs and a continuum of care upon release. The RCO also works with CPS to update annually, the department's program matrix which lists and describes various programs and services that are currently being provided in facilities statewide. Staff are then instructed to use this matrix and resource guide when creating a case plan for the inmate. Inmates can then use this plan as a guide as they progress through the system, and as it gets updated whenever they complete a recommended task. The following is a general description of the responsibilities for each section within the RCO, staffed by Correctional Program Specialists, and managed by the section head of the RCO.



INMATE CLASSIFICATION (ICO)

Specialists manage and monitor the Department's inmate classification system to ensure uniformity in its application and standardization of its integration into the operations of all correctional facilities. The goal is to ensure that inmates are housed in the least restrictive environment according to the risk they pose to themselves, other inmates, staff and the good government of the facility. A revised jail and prison classification instrument was introduced in 2018, to address systemic changes within the population that affected all parts of the classification system. To ensure the changes made were not detrimental to the management of correctional facilities statewide, and that inmates continued to be housed in the least restrictive environment relative to their custody level designation, a vendor was selected to validate the revised instruments. This validation study was also initiated to identify if any of the changes made in 2018 were detrimental to an inmate's forward progression through the System.

The Team provides staff with training and guidance on all classification decisions. The Team also assists the Administration with information and clarification whenever responding to outside inquiries.

RISK ASSESSMENT & TRAINING

When managing the risk assessment instruments for the department, specialists take care to ensure the validity of the department's inmate risk assessment process. Specialists track all training sessions associated with the instrument's usage, and coordinate with other justice-involved agencies to administer new and booster trainings on evidenced-based instruments like the Level of Service Inventory-Revised (LSI-R) and the Adult Substance Use Survey (ASUS). Specialists work to ensure continued uniformity and standardization of its application and integration into the daily operations at all correctional facilities, statewide. Specialists are also responsible for assisting with drafting, implementing and managing the policy and procedures governing the training of staff when changes to existing occur. Specialists are responsible for conducting training for staff whenever new reentry programs are developed and introduced, and to also periodically check with staff to ensure validity. If re-training is recommended, specialists coordinate that training with all facility supervisors, to maintain standardized procedures.

VICTIM NOTIFICATION/SERVICES

A designated SAVIN Coordinator is assigned to manage these specialists and is responsible to ensure that the services and data the Department provides, through the 24/7 VINE link system, follow policies and procedures, provides accurate and timely information and hand-off opportunities for other agencies and community providers involvement.

Victim Notification and Services includes the Restitution and Victim Services (RAVS) unit, which is charged with the collection of restitution payments Statewide from each facility. The Statewide Automatic Victim Notification (SAVIN) system and VINE link is a free, confidential service that provides crime victims/witnesses, their family members, and victims' advocates confidential notification of changes in an inmate's custody status. All these programs collaboratively and separately, work to manage the comprehensive, statewide, 24/7 notification system (SAVIN). The Team provides staff with training on new and existing victim-related programs and restitution collection processes, introduced to address concerns from victims of crime within justice-involved fields. Specialists work with community services providers and other agencies, to identify, create and manage a system of continuum care for victims of crime that will include services from vendors and providers.




The Institutions Division consists of jails, prisons and the Mainland and Federal Detention Center (FDC) Branch. Hawaii jails provide for the secure incarceration of our pretrial and short-term sentenced misdemeanor population. Jails are locally situated on each major island. The jails also provide programs for the transitional sentenced felon population, those who have nearly completed their felony sentences, and are returning to the community. The jail population consists of both male and female detainees and inmates.

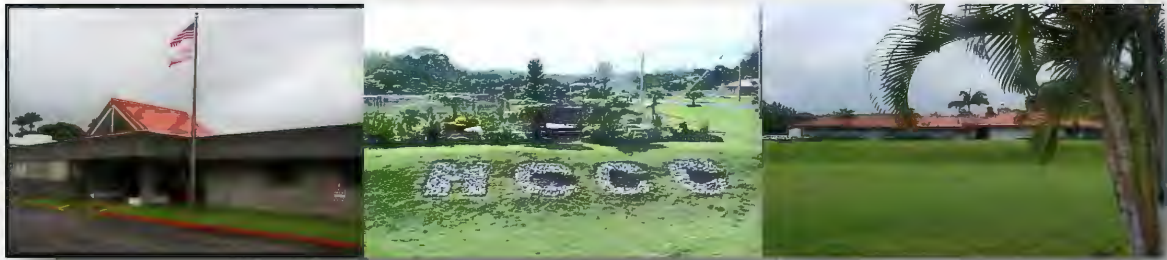
Hawaii prisons provide for the care, custody, control and appropriate programs for inmates according to their assigned classification. Those who need more controls based on their risk to other inmates, staff and the community, are placed at the Halawa Special Needs or Medium Security Facility. Those who present less risk are placed in minimum security prisons such as the Waiawa and Kulani Correctional Facilities. Most of their recommended rehabilitative programs are received at these facilities.

Female felons are assigned to the Women's Community Correctional Center for programming. This population includes the newly sentenced felon cases and those continuing transitional programming prior to their release into the community.

The primary responsibilities of the Mainland and FDC Branch include custody, programming, and the fiscal responsibility for our inmates placed in private facilities. This includes inmates housed in private contract facilities on the Mainland and for those placed at the Hawai'i FDC. The Mainland contract facilities provide programs for inmates as required by PSD. The private prison contract facility is located in Arizona.



Hawaii Community Correctional Center



The Hawaii Community Correctional Center (HCCC) is one of two facilities on the Island of Hawaii that is in the District of Hilo, just above Downtown Hilo and below Rainbow Falls. Also, in the District of Hilo, is Kulani Correctional Facility (KCF), which resides on the eastern slopes of Mauna Loa, at the 6000 feet elevation. HCCC is a 226-bed facility, which is comprised of five (5) housing units that is situated on two sites: Punahale site and the Hale Nani Annex site. The Punahale (main) site has three (3) housing units whose names are adjacent to the street that it resides on. Punahale Special Needs Housing Unit, Komohana Pretrial Male Housing Unit and Waianuenue Sentenced Male Housing Unit.

PUNAHELE

Punahale Specials Needs Housing Unit consist of inmates that are not capable of being in general population. Inmates with acute mental illness, serving lockdown confinement for misconduct violations, inmates with severe health problems, new admissions serving 14-day quarantine and inmates on medical isolation for an active positive case of COVID-19. This housing unit also houses female inmates that are not suited to be with our general population inmates at Hale Nani - Makai Annex Female Housing Unit. Most of the inmates housed in this unit are Medium to Max custody. This building also consists of the Administration Office (Warden, COS, Secretary and Office Assistant), Watch Commanders Office, Health Care Unit which includes Medical and Mental Health, Intake Processing, Records Unit, Trans Unit, and the video conference room for virtual court hearings.



Hawaii Community Correctional Center

Intake/Records Remodel – construction is on-going, and contractor Stans Contracting continue to ahead of schedule.

Telephone/Data Line Upgrade – Telephone lines installed at Punahale completed. CCSI – installed missing outlets for court booths for each housing unit

KOMOHANA

Komohana Pretrial Male Housing Unit houses pretrial general population inmates that have been medically cleared and are awaiting their court hearings. These inmate's custody status ranges from community to medium. This building also consists of the Mental Health Office, Warden Select Office (Mail & Visitation, Policies & Procedures, Safety & Sanitation, Key Control & Armory, and Training Sergeant), and court video conference room for virtual court hearings.

Expansion Unit – construction is on-going and does not affect the facility's operations. This expansion unit will be able to provide our HCCC with 48 additional beds for our inmates.

WAIANUENUE

Waianuenue Sentenced Male Housing Unit houses sentenced inmates who are awaiting transfer to Halawa Correctional Facility to start their incarceration sentence of a 1 year or more. Also, inmates whose sentence is a year or less with a custody status of Minimum to Close. This building also consists of the Grievance Officer and the Administrative / PREA Officer. Attached to the outside of this building is the Waianuenue Education / Law Library Building.



HALE NANI

HCCC's Hale Nani Annex site is located approximately 7 to 8 miles south of the Punahale site, off Highway 11. Located on that site is two (2) dormitory style housing units. Hale Nani – Mauka Annex Sentenced Male Housing Unit and Hale Nani – Makai Annex Female Housing Unit. Also located at that site, is our Offender Services Office, our Going Home Program Building, Business and Personnel Office, Operations and Maintenance, Laundry Service Building and Facility's Food Service Kitchen.



Hawaii Community Correctional Center

MAUKA

Hale Nani – Mauka Annex Sentenced Male Housing Unit houses inmates that are community status, serving an incarceration of a year or less. Inmates participate in our furlough program, work lines to take care of the facility grounds, HCI work lines, inhouse work lines duties (i.e., kitchen, laundry, food service, etc.) and community work lines that helps other State and County agencies as well as non-profit organizations.

MAKAI

Hale Nani – Makai Annex Female Housing Unit houses sentenced and pretrial female inmates. Sentenced inmates whose incarceration is a year or more will be transferred to WCCC on the Island of Oahu. Any inmates with a year or less, will remain in our custody and will have the opportunity to participate in our furlough program and the facility female work line. Pretrial inmates await the outcome of their court proceedings.

Telephone / Data Line Upgrade – Telephone lines installed at Mauka, and Makai completed. CCSI installed missing outlets for court booths for each housing unit. Hale Nani site – telephone lines and equipment installed. Outlet for data installed but pending equipment.

The primary function of our entire facility is to ensure public safety by maintaining an effective security and reintegration program.

- Focuses on the rehabilitative programs designed to support the inmate's adoption of a productive and law-abiding lifestyle.
- Interventions include substances abuse programs, basic education classes (GED), community work lines, inhouse work lines, work, and education furlough program.
- These programs give our inmates the opportunities that emphasize on re-socialization back into our communities.
- HCCC employ up to 50 inmates through our work line program that are critical to our daily operations. The facility's work line is incorporated into reintegration and restitution programs.

Kauai Community Correctional Center



ABOUT KCCC

Nestled approximately 4 miles northeast of the town of Lihue, on the island of Kauai, the Kauai Community Correctional Center is situated on 9.5 acres of pastoral land, against the lush backdrop of Kauai's landscape, directly across from the island's municipal golf course. Constructed in 1977, the Kauai Community Correctional Center has undergone a transformative journey, evolving from a county jail to Kauai's prison. The facility serves a multifaceted purpose, holding up to 128 individuals including pre-trial misdemeanants, pre-trial felons, sentenced misdemeanants, felons, those on probation, and parole violators.

WHO WE ARE

We are Adult Corrections Officers with 61 authorized positions with 18 vacancies (1 COS, 2 Sgt.'s, 15 ACO's). We also have 6 civilian clerical staff and a Warden that works in the Administration Department. Our program staff includes 3 social workers, an education specialist, and a librarian. We have 2 building maintenance workers who manage the physical plant of the facility and 7 cooks, including a Food Service Manager. The medical unit consists of 2 mental health therapists, 5 nurses, 1 state medical provider, and 6 temporary agency nurses.

FACILITY DESIGN AND OPERATIONAL COUNT

The Kauai Community Correctional Center is designed to house 128 inmates. Initial construction of the facility was designed for a capacity of a dozen inmates. The facility's lack of space and efforts to expand over the decades has been well-chronicled with the construction of only one module (Module A) and 3 holding cells. In 1984, the recreation yard was converted into another module, (Module B). In 1993 and 1995, temporary housing units were donated by the county of Kauai, which in turn were converted to our Cabins A, B, and C. In 1997, Module C, an 80-bed prefabricated dormitory unit was added leaving the operational capacity unchanged since then. Both the Cabins and Module C are designated for men and women who participate in the KCCC Lifetime Stand.

BUDGET

FY23 total budget - \$5,843,927 of which \$4,982,994 was allotted for Personal (A) funds and \$860,933 for Operating (B) funds.

Personnel - Actual personnel expenditure was \$4,798,059.31, a saving of \$184,934.69 which we requested to move to our operating funds.

Operating - We were allotted \$860,933 for operating expenses and expended the entire amount. Total spending for Operating in FY23 was \$1,298,447.21, this includes the surplus funds moved from Personnel as well as the funds allocated by the department for a security electronics contract.

CONSTRUCTION AND REPAIR PROJECTS

The most significant of our repair projects this fiscal year is the restroom and shower repairs to meet ADA compliance standards and to accommodate the needs of the inmate population.

Phase I of the project – The new ADA showers, and the showers and bathrooms for Module A bedrooms 3 and 9 have been modified to specifications. But the project is still ongoing pending the completion of Phase Two, which is to install a RPDA (Reduced Pressure Detector Assemblies) valve for fire hydrants.

Kitsap construction renovated Module C East and West wing showers to meet the ADA and ACA ratio of 8-1. The wooden structure of Module C was erected in 1997 as a temporary unit until the facility was to be relocated 26 years ago. The prefabricated housing/ correctional building was not designed to sustain the daily ab/use by the inmates for this long period without substantial deterioration, damage, and neglect occurring. Rotted floors were removed, and all jalousie windows were replaced with high temperature vinyl slides. A new ADA ramp was built fronting the building in compliance with State code.

Kitsap construction also renovated Cabins A, B, and C showers. A new deck was built per the recommendation of the HCSOC (Hawaii Correctional System Oversight Commission) to allow the female inmates in Cabin C to get some fresh air and sun. Monies for the repairs were funded by the CIP team due to the emergency repairs needed to be done immediately for the health and safety of the population.

The Module C Kitchen renovations have been awarded to Kitsap construction (DAGS project start date was in October 2023, possible that the delay is due to RPDA valve not being installed to get the required permits from Water Department). We hope to have this project initiated this FY.

Remodeling of the break area for staff and a staff board style meeting room has been completed as well.

TYPES OF PROGRAMS AND SERVICES

The Lifetime Stand (LTS) – a program devised by the former Warden of KCCC has been this facility’s saving grace. The program is the hub of where the majority of our rehabilitation services exist. It provides a structured approach reminiscent of paramilitary style training, along with GED education courses, substance abuse classes, alternatives to violence, cognitive skills, church services, facility worklines, extended furlough, and community service and outreach.

The program works in 4 phases, with each phase increasing in privilege with an end goal of community reintegration via Extended Furlough and or Parole.

The Lifetime Stand Program stresses balance and working through personal thinking errors and focuses on honesty, compassion, and discipline. The core function is to assist inmates to relearn discipline, teach perseverance, work ethic, and personal responsibility.

The facility also uses part of the land to grow our own vegetables for consumption. The LTS farm as it is referred to, is maintained by the inmates who participate in the LTS. The products are harvested and used by KCCC’s food service unit.

CRITICAL INCIDENTS

There were 71 total misconducts in the greatest and highest category.

<u>Misconduct(s)</u>	
<u>Greatest</u>	18
<u>High</u>	53
<u>Total</u>	71

Other (CI)	
Escapes	0
PREA	2
Suicide(s) Attempts	0
Use of Force	0
Total	2

LOOKING AHEAD

Looking ahead for our facility, our foremost challenge revolves around staffing—both in terms of vacancy and retention. The critical shortage of personnel has put a strain on our operational capabilities, leading to an overreliance on overtime. While we managed to stay within budget last year, the current situation threatens our financial stability, as the escalating overtime costs are unsustainable.

Sick leave abuse exacerbates our staffing woes, forcing dedicated employees to shoulder additional burdens. This not only impacts morale but also contributes to burnout among our committed staff. The inability to expedite the filling of vacancies only exacerbates this cycle, creating a detrimental ripple effect on the overall atmosphere within the facility.

Furthermore, our institution is grappling with a growing inmate population of individuals with mental health challenges. The evolving societal landscape demands that we adapt to meet the unique challenges posed by this demographic. Unfortunately, our facility faces constraints in resources, training, and infrastructure, hindering our ability to provide optimal assistance and support.

In the face of these challenges, we must act swiftly and strategically to address our concerns starting with the following:

Staff Retention and Recruitment Initiatives: Implement strategies to enhance staff retention, explore creative recruitment methods, expedite the hiring process, and incentivize staff.

Addressing Sick Leave Abuse: Develop a system for monitoring and addressing sick leave abuse, ensuring accountability and fairness.

Training and Resources for Mental Health Support: Prioritize training programs and allocate resources to enhance our ability to support inmates with mental health issues.

Infrastructure Upgrade: Advocate for necessary infrastructure improvements to create an environment conducive to effective rehabilitation and staff well-being or relocate the facility from its current location and erect a new facility.

It is crucial that we approach these challenges with a sense of urgency. The resilience of our dedicated staff is commendable but unsustainable, as they are beginning to show signs of burnout. We have a responsibility to provide them with the support and resources they need to continue their vital work.

Maui Community Correctional Center



The Maui Community Correctional Center (MCCC) was built in 1978 to house 24 inmates. Additional buildings were constructed in 1986, 1992, and 1996 to expand the facility's bedspace capacity. These five structures are situated on approximately seven acres in Wailuku on the island of Maui.

MCCC is the only correctional center serving the County of Maui which includes the three islands of Maui, Molokai and Lanai. MCCC incarcerates male and female jail inmates while they are awaiting adjudication or serving their jail sentences. The facility also provides reentry programming for prison inmates reintegrating back into the community after completing major programs at another facility. MCCC's average inmate headcount during the FY 2023 is 324.



Maui Community Correctional Center

Efforts to recruit additional team members at the Maui Community Correctional Center remains ongoing. We have had some success this year with the hiring of some new staff with the help and coordination of our Human Resources office, Training Sergeant, and participation in community job fairs. The future is looking to be promising.



EDUCATION

A variety of programs are currently offered to inmates at MCCC. Some educational programs include Adult Basic Education (ABE) testing and education, Computer Essentials, Work Essentials, Finance Essentials, Introduction to Computers, Blender 3D Animation, Aztec Life Skills, Aztec Alcohol/Substance Abuse, Aztec Domestic Violence, Aztec Ready for Work, Aztec Getting Work/Keeping Job, Aztec Parenting, Aztec Personal Development, Thinking 4 Change (cognitive behavioral), Independent Study classes and Post Secondary correspondence courses.

We have five of seven secure books in the hands of inmates. They are for offline GED stud-

Maui Community Correctional Center

ies and college correspondence courses (inmates pay tuition).



OFFENDER SERVICES

Some programming scheduled by Offender Services include Religious services conducted by the facility Chaplains, NA and AA meetings, Anger Management/Domestic Violence groups facilitated by Parents and Children Together (PACT), pre-employment training offered by Maui Economic Opportunity (MEO) Being Empowered and Safe Together (BEST) program, health testing and information provided by Maui Health Services (formerly Maui AIDS Foundation), mentoring provided by Ka Ipu Haa and Share your Mana, Parenting classes provided by Child and Family Services (CFS), Sex Offender Treatment Program (SOTP) aftercare groups for convicted sex offenders, and Continuing Care (a substance abuse aftercare program) provided by Aloha House through a Salvation Army grant. Another program, called STAR - Sex Trafficking Awareness and Recovery - educated and informed students of the trauma of sex trafficking. It operated for a few months from April 2023 until the end of September 2023 before funding ran out. The program was provided by the staff of PACT. They have since applied for another grant and we are hoping for their return to the facility. In addition to these programs, in-facility work lines utilize inmate labor to afford inmates work experience prior to their release back into the community. Work lines include kitchen, laundry, maintenance, janitorial, and library.

A special emphasis is placed on sequentially phasing prison inmates serving about the last two years of their incarceration back into the community through the furlough program. Work, education and extended furloughs are most common. These sentenced felons are guided and supervised towards maintaining a pro-social lifestyle through their completion of recommended programming, participation in resocialization activities, and engagement in regular case management.

To accomplish inmate reentry goals and promote community reintegration success, MCCC collaborates with many outside agencies and organizations to provide resource assistance. These agencies and organizations include the Malama I Ke Ola Health Center, the Divisions of Vocational Rehabilitation, the Social Security Administration, the Maui Department of Motor Vehicles, the Adult Mental Health Division (AMHD), the Maui Police Department (MPD), the Maui Humane Society, MEO, CFS, PACT, Aloha House, Habilitat, Ka Ipu Haa, Share your Mana, the Judiciary, the University of Hawaii Maui College (UHMC), Bank of Hawaii, Department of Human Services, and many others.

Maui Community Correctional Center



MCCC was the first facility to GO LIVE for GTL messaging and photo sharing on April 03, 2023. With the new GTL inmate phone system and tablets, inmates are allowed to do video visits daily for 30 minutes, unlimited messages, unlimited photo sharing, and make phone calls. Families and friends are allowed to deposit funds into inmate trust accounts without sending in cashier checks or cash. We are currently awaiting a Kiosk where deposits can be made at the facility. With approval, inmates are able to utilize EDU and access a new free application of the Law Library's Lexis Nexis Subscription. It was made available in February 2022 to inmates via GTL tablet in lieu of going to the law library. Various CIP projects are in process to improve or replace existing equipment, i.e., replacing the air handlers, replacing the security fencing, and reroofing/replacing roofs. A new security housing broke ground in 2022 and has started construction to consolidate our female population in one building. Estimated completion is in 2025.



Oahu Community Correctional Center



The Oahu Community Correctional Center (OCCC) opened its doors in 1975, after a face-lift and a name change (from Oahu Prison) with the bed capacity of 628 inmates. OCCC was originally designed to house both pretrial detainees and sentenced felons. At the time, OCCC was considered a jail as well as the primary prison for the state. By the late 1990s, OCCC's population increased upward of 1,400. Today, OCCC continues to be the largest jail in the State of Hawaii. OCCC still houses dual populations of pretrial detainees (male and female offenders) and sentenced male felons. The COVID-19 pandemic critically affected OCCC. By the end of FY2023, OCCC had 1093 inmates and coordinated to house an additional 0 inmates (0 males, 0 female) at the Federal Detention Center (FDC). The COVID-19 pandemic lead OCCC to implement additional health, safety and sanitary measures that greatly decreased Community Based Section (CBS) numbers. During the FY2023, the Community Based Section (CBS) transitioned 239 offenders from other facilities to the Work Furlough Program [Laumaka Work Furlough Center (LWFC)/Module 20] and 93 offenders were granted parole from the LWFC.

OCCC continued to afford programming for offenders. This included a structured and enhanced Mental Health treatment living units for both male and female pre-trial offenders. OCCC programs made available and provided to offenders included:

- 0 Educational classes with approximately 0 offender participants
- 0 Recreation programs with approximately 0 offender participants
- 45 Volunteer programs with over 2,000 offender participant
- 35 Religious programs with over 2000 offender participants.
- Total of 148 Volunteers (Religious Organizations, SELF-Help Groups, Internship, Education, etc.)
- Total of 4500 Volunteer hours valued at \$106,000 were logged.

Other in-house programs include opportunities for the offenders to learn and/or obtain on-the-job training and needed skills in areas such as food services, building maintenance, construction, automotive maintenance and repairs, grounds keeping, laundry, education, and library services.

The CBS Furlough Program (LWFC/M20) bed space was increased from 96 to 216.

Oahu Community Correctional Center



The Community Service Work lines were discontinued at OCCC. The Waiawa Facility is now providing this service to the community. It continues to be productive and successful.

In FY2011, OCCC in conjunction with the Department of Veteran Affairs (VA) in developing a process to connect the incarcerated veterans with the VA for services related benefits. The goal is to reduce the recidivism percentage rate of incarcerated veterans and prepare them for life after release.

Through collaboration with the Department of Public Safety, the Department of Accounting and General Services and Consultant-NORESO an energy savings performance contract was agreed upon. The initiative started OCCC to become an energy efficient facility. The energy savings initiative has been completed. Operationally, OCCC is a much more energy efficient facility.

The positive effects range from:

- Reduce Hawaii's dependency on imported fossil fuel and associated greenhouse gas emission.
- Increase energy efficiency and building performance with the goal of reducing energy usage and demand to accelerate reducing life cycle cost of building maintenance, equipment service life, water use and solid waste generation, and to address the deferred repair and maintenance backlog of projects without Capital Improvement Projects funding.

In FY2017, OCCC's parking lot had a major face-lift due to the dilapidated conditions and to address safety concerns.

In May 2018, OCCC Business Office was relocated next to the Main Entrance. Basic financial transactions with the public and inmates are now conducted outside the security perimeter fence line. This assists in minimizing the introduction of contraband and foot traffic within the security perimeter and to better service the public.

In FY2019, OCCC Facility Operations is mandated to be in compliance to provide for the well-being and humane treatment for detainees, uniform and non-uniform staff. OCCC Facility Operations strives to provide a safe, sanitization, health, and secure environment. The previous equipment that supported our HVAC/Hot water systems are archaic and obsolete, which makes it costly and difficult to maintain and is not meeting OCCC's current needs. We are replacing the equipment with an updated system, more energy efficient and most cost effective. In FY2019, OCCC had completed the following Capital Improvements

Oahu Community Correctional Center



Projects: Electrical Infrastructure System Repairs & Improvement, DAGS No. 12-27-5656, Finished date: 6/4/2019; and OCCC Hot Water System Replacement, DAGS No. 12-27-5693, Settlement date: 4/10/2019.

In FY2020, OCCC completed two Capital Improvement Projects: Razor Wire Fencing and Holding Unit Stairway Replacement, DAGS No. 12-27-5694, Project Acceptance date: 2/20/2020. The other project, Security Systems Repairs and Improvements, Phase I, DAGS No. 12-27-5655 was completed late February 2021.

In FY2021, the following OCCC Capital Improvement Projects have been completed although documentation reports from DAGS have not been received:
DAGS No. 12-27-5655 Security Systems Repairs & Improvements—Construction 100% complete. Project closed 11/30/2020.
DAGS No. 12-27-5670 Replace A/C Chiller No. 1—Construction 100% complete. Project closed 11/12/2019.
DAGS No. 12-27-5692 Emergency Generator Systems Replacement & Related Improvements— Construction was completed in early January 2022.

In FY2022, OCCC completed the following deferred maintenance project: Laumaka Roofing completed in June 2022. Phase 1 of the Annex 2 plumbing was completed in August 2022.

In FY2023, the isolation containers project was completed in January 2023. In May 2023, the Laumaka showers project was completed. In July 2023, the Air handler and Fan Coil Units repair/replacement project was completed.

Halawa Correctional Facility



The Halawa Correctional Facility (HCF) is comprised of two separate and distinct buildings: The Special Needs Facility (SNF) and the Medium Security Facility (MCF). The Specialty Needs Facility was the former City and County Jail, which originally opened in 1961 and was transferred to the State in 1975. It houses new Reception, Assessment, and diagnostic Unit (RAD) custody inmates, inmates who require protective custody, classified Pre-Trial MAX type custodies, and inmates with severe and chronic mental illness that preclude them from being placed in the general population. In September 2023 the SNF was vacated of staff and inmates in order to complete an assessment of needed repairs and modification.

The Medium Security Facility opened in 1987 and is the largest prison in Hawaii's correctional system. It houses male sentenced felons, sentenced misdemeanants with consecutive terms and pre-

Halawa Correctional Facility

trial maximum custody inmates. MCF consists of four (4) living modules, a Special Housing Unit (SHU), an infirmary, and support entities that include Correctional Industries, Food Service, Chapel Services, a Learning Center, and indoor Gymnasium. With the shuttering of the Special Needs Facility, the Medium Custody Facility has had to adjust housing operations to absorb the special need inmates previously housed at the SNF.



Multiple large-scale improvement projects are underway or in the process which will have a positive impact on living and working conditions, enhance security, and improve overall operational efficiencies throughout the facility. Projects include the replacement of aging hot water tanks within the living Modules, repair and upgrade of the cell electrical system, replacement of a chiller system, improving the perimeter security fence system, and various preventative maintenance projects.



Halawa offers and encourages its population to participate in a broad range of programs inclusive of education/vocational classes, substance abuse and sex offender treatment services and leisure time activities. Available are Adult Basic Education classes in reading, writing, math, science, and social studies GED Prep and Testing, Brain Gym, Prison Education Project (PEP) and Independent Studies for individuals who are interested in college level courses. Selected inmates are enrolled in Chaminade and Winward College courses college with

in-person and online instruction. HCF is proud to announce its first graduating class from the Chaminade program in 2023!

Technical and Career programs such as Office Worker Business Applications and Practical Money Skills, Forklift Training and Certification classes. Online Life Skills program (Aztec Life Skills) and Stress Management prepare participants to enter the workforce with the tools and skills needed to make good work-related decisions helping to build successful careers.

Transformation and Toastmasters are self-improvement workshops offered to enable individuals to rethink various viewpoints of life, enhance and improve public speaking, and encourage

Halawa Correctional Facility

re-connecting with families. Reentry programs provided by Waikiki Health and American Job Center which prepare inmates who are paroling or maxing-out their sentence.



Approximately 200 inmates are employed in facility operations, food service, laundry, recreational, chapel, learning center, correctional industries, and module/living unit work lines.





Halawa Correctional Facility

The Halawa Residency Section has the largest case management team in the Department. The Unit Team Managers oversee the management and operations of each housing within the facility. The RAD Unit of Residency is responsible for starting the incarceration process for newly sentenced felons. This process includes an initial custody classification that determines the inmate's custody level and restricts/enhances movement within the facility. Each inmate receives an Initial Prescriptive Plan that includes the gathering of information from the inmate's criminal history, Pre-Sentence Investigation Report, and current information in the institutional file. A comprehensive risk assessment called the LSI-R is completed to determine criminal behaviors, attitudes, and readiness for change. Program recommendations are made and change opportunities provided for every inmate during their incarceration. When qualifying programs are completed, transfer to a minimum custody facility allowed and then on to the appropriate work furlough program for a guided transition back into the community. It is the hope of Residency staff that each individual leave prison better prepared to embrace life within the limits of the law.

Residency staff, along with the Department's Re-Entry Office and the Social Security Administration at Kapolei, work to assist inmates with acquiring Birth Certificates, social Security Cards, Social Security Benefits, Supplemental Security Income, Medical Assistance and Supplemental Nutrition Assistance prior to release.

The staff at the Halawa Correctional Facility continues to strive to create a safe environment to live and work, provide opportunities for inmate change, to ensure a successful transition from incarceration to public life.

Waiawa Correctional Facility



The Waiawa Correctional Facility (WCF) is a minimum-security facility that can house up to 334 adult male sentenced felons. The facility, located between the Ko'olau and Waianae Mountain Ranges in Central Oahu, was formerly a military installation that was activated after the attack on Pearl Harbor. In 1985, the State of Hawaii initiated the process to acquire this 192-acre parcel from the federal government through a Quit Claim Deed for a period of thirty (30) years at which time the state will assume full ownership of the property. As part of the deed, the state is required to have all offenders housed at WCF to actively participate in educational programs and work lines. As of July 7, 2015 the state has assumed full ownership of the property.



Programs at WCF include, but are not limited to, substance abuse treatment (KASHBOX Therapeutic Community and outpatient programming); education (G.E.D. Adult Basic Education, Culinary Arts in conjunction with Leeward Community College, Masonry in conjunction with the Mason's Union Apprenticeship Program, Life Skills); Programs such as Library Services, Religious, Parenting, SKIP/SPAFT; work lines (Food Services Education, Administration, Landscaping/Grounds Keeping, Farming, Hydroponics, Aquaponics, Auto Mechanics, Facility Operations, Store, Building Maintenance and Construction and Community Services). Inside and outside classroom learning provides an excellent opportunity for social learning and modeling of good work ethics and interpersonal skills. Since January 2021, over 650 inmates went through classes.

Those who have the opportunity to participate in the Community Service Work line have a chance to actually work in the community and network with those they come in contact with. In

Waiawa Correctional Facility

the last year, the Community Service Work line has done work for various agencies such as the Department of Education, the Attorney General's Office, Waipahu Community Cultural Center, Honolulu City and County Refuse and Sewer Divisions, He'eia Wetlands and the State Capitol. Their work has saved these agencies over \$200,000 in labor costs. Many learn a trade while working on facility work lines. Over the last year, approximately 300 inmates worked on our various work lines. WCF creates a learning environment for the offenders that provides them with a sense of ownership, accomplishment and pride.



The 8-acre farm and hydroponics areas have one supervisor and 25 inmates working there. They cultivate 2,000 to 3,000+ pounds of produce per week. The farm routinely harvests over 10,000+ pounds per month which it shares with other facilities. The hydroponics plants average 1,800 pounds of produce every month. A third hydroponics plant is currently being constructed. Waiawa has three aquaponics plants and is in the process of completing four more for a total of seven. This year the aquaponics produced 1,200 pounds of sunfish. The aquaponics plants operate in harmony with the hydroponics plants. The water from the fish tanks run through the hydroponics plants helping to fertilize them.

The WCF will continue to provide offenders with appropriate rehabilitative programs and an environment conducive for their continual progress. WCF seeks to work with the individual as a whole with the hope that the individual will possess better coping, employment, family and life skills as they return to the community.



Kulani Correctional Facility



Kulani Correctional Facility (KCF) is a 200-bed minimum security prison located on the slope of Mauna Loa, approximately 20 miles southeast of Hilo on the Big Island of Hawaii. The facility sits on 20 of the 6,600 acres of the Kulani property, belonging to the Pu'u Maka'ala Natural Area Reserve, which is managed by the Department of Land and Natural Resources (DLNR) Division of Forestry and Wildlife.

Ending June 30, 2023, KCF employed 51 Adult Corrections Officers and 15 civilian staff. Inmate population consisted of 96 minimum and community custody inmates who were housed in seven dormitories. The maximum capacity of KCF is approximately 200 inmates. The main compound where inmates reside, and work consists of 20 acres.

KCF offender programs include Sex Offender Treatment, Substance Abuse 2.0 and 2.5, and G.E.D., Educational and Vocational training classes. We are also very glad to announce that KCF currently offers parenting classes.

Through a partnership with Hawaii Community College, Office of Continuing Education & Training (OCET), KCF offered an Agriculture / Horticulture Program, Facility Maintenance Program, and Hale Mua 'O Kulani Hawaiian Culture Program.



The Agriculture / Horticulture program helps inmates develop essential work skills, while providing fresh hydroponic and greenhouse produce to the facility. The certification program and vocational training at HCC has gained traction for inmate employment within the Hawaii Agriculture



Sector during their transition. At least three (3) graduates from every class have expressed an interest in continuing education at the community college level and working towards a 2-year degree. The operational factors for the Agriculture/Horticulture program at KCF includes harvesting, pest/rodent and weed management, water quality, collection repair and efficient irrigation distribution, chicken flock and cage health, breeding and feed management and installing new crops for the next season(s). Produce that are grown on the facility in hydroponic systems are Swiss Chard, Watercress, Bok Choi, Tomato, Eggplant and Peppers. Produce that are grown in the greenhouses on the facility are Kale, Peas, Won Bok, Broccoli, Cucumbers, String Beans, Zucchini, Radish, Head



Cabbage, Pak Choi, Cherry Tomatoes, Green lettuce, Carrots, Red Lettuce, Cauliflower, Potatoes, Sweet Potatoes, Maui Onions, Bush Beans, Celery, Taro, Strawberries, Rosemary, Eggplant, Basil, Cilantro, Mustard Cabbage, Thai Basil, Green Onions, Kai Choi, Romaine Lettuce and Beats. Inmates at KCF are also managing the poultry on the facility grounds which also brings fresh eggs to the kitchen.



Kulani Correctional Facility

Foundational Skills classes such as Transitional Skills and Employment Skills and Career Assessment were also offered. Agriculture and Foundational Skills' Certificates of Completion can be submitted to the Hawaii Community College when enrolling for courses and the associated credits will be applied.

The Facility Maintenance Program covers the techniques and principles of basic maintenance and repair work required for the facilities maintenance field such as masonry, carpentry, electrical, small engine repair, automotive basics, welding, and aerial lift training. Basic Computer Skills and Four-Hour Forklift Operator Training are also offered.



Hawaiian Culture Programs that were offered at Kulani Correctional Facility:

1. Imu Cooking
2. Hawaiian Values in the Workplace
3. Hawaiian Work Ethics
4. Ukulele Group
5. Kea La Hou Transitional Skills
6. Introduction to Ho'oponopono
7. Contemporary Hawaiian Guitar

Hawaiian Culture Programs that were offered at Kulani Correctional Facility:

1. Growing Crops in a Greenhouse
2. Soil Science and Conservation
3. Horticulture- Hydroponics
4. Greenhouse Design and Construction
5. Sustainable Food Production for Small Farmers
6. Small Business Basics for Micro Farms

Other programs that are offered here at Kulani Correctional Facility are:


1. ABE Mathematics
2. ABE Reading & Writing
3. College Prep
4. HSE Prep Reading: GED Academy
5. Basic Tagalog Language
6. Basic Japanese Language
7. Basic Hawaiian Language
8. Basic Spanish Language
9. Basic American Sign Language
10. Aztec Life Skills
11. DOE Workforce Development
12. ESL
13. Prison Education Project- intro to Environmental Science
14. Prison Education Project- Building Healthy Relationships
15. Prison Education Project- Intro to Astronomy and Planetary Sciences
16. Job Readiness
17. Keyboarding

Kulani Correctional Facility



KCF Law Library has approximately 6 inmates a month using the Law Library resources for 10 hours per month with the inmates requesting about 10 legal documents to be copied each month. The Law Library resources, especially the kiosk with the case law and Corrections Policies and Procedures being updated 4 times a year, have been adequate for 2023.

The Recreation Library here at KCF averages 200 inmates checking out 600 books a month. This is a rise of 100 books a month, which is attributed to the concentration on trade books being donated by the public. Our monthly donations hover around 100 per month. The library Workline continues the rigorous sanitation protocols brought on by Covid-19.



Our mission representing Kulani Correctional Facility's Recreation Department is to create an engaging environment that offers opportunities for self-growth and personal development. We accomplish this goal through the development of diverse services and programs that promote positive interactions and encourage participation.

At Kulani Correctional Facility, we have identified a plethora of activities that have enriched the offender population by challenging their cognitive and physical development as well as reducing the idle time whilst in custody. Examples of these events and activities include competitions, art contests, games, puzzles, music appreciation and expression, and much more. In addition, musical instruments (i.e., acoustic guitars, ukuleles, percussion instruments, basketball, ping pong, hand ball, and gym equipment are available for use during recreation time (e.g., Tuesday/Friday – weather permitting). These musical opportunities allow for our male population to creatively express themselves and unwind.



Lastly to the events and activities afforded at KCF, our recreation specialist manages a Barber-shop Work Line which allows the inmates an opportunity to stay clean cut. Hygiene is paramount, especially in areas such as our facility kitchen.

Kulani Correctional Facility



Work lines also play a big role in offering inmates' valuable hands-on work skills. KCF work lines include janitorial (dorm janitors and admin janitors), food service, agriculture, education, garage, housing, recreation, laundry, utility, conservation, and orientation.

KCF has a community service work line that provides landscape maintenance at the Pana'ewa Zoo several times a month and has volunteered as a Community Service Workline at the Hilo YMCA. Our Orientation Workline ACO is responsible for assisting and processing new arrivals to the facility and overseeing the testing of inmates after their quarantine is complete for them to conduct their safety classes to begin their work on the facility grounds. The facility also has a daily community conservation work line that assists DLNR staff with projects in the Pu'u Maka'ala Natural Area Reserve.

KCF Hawaii Correctional Industries (HCI) allows inmates to strengthen their work skills and earn wages via contracts and agreements with our department and other state agencies. KCF HCI employs inmates through an in-facility production plant and has started an outside work maintenance crew.

The goal is to have all KCF inmates working, attending their required programs and extracurricular educational and training classes. KCF strives to facilitate a safe working environment in order to prepare inmates for furlough and re-entry into local communities. KCF maintains liaison with the Hawaii Community Correctional Center Branch and other public and private agencies and groups to facilitate facility operations, programs, and services, and continues in its efforts to build strong public relations.

Kulani Correctional Facility has a few ongoing and new large CIP projects to improve the operation of the facility. The Facility has updated perimeter lighting, and we are in the final stage of the process. Some ongoing CIP projects that are being worked on include the rebuilding of the Utility shop, the garage building, and the repair of our Facility Water Tanks. Some new CIP projects that were submitted include the replacement of the Gas station tanks, pumps and equipment, an above ground fuel tank for our generators, structural and rood improvements, sustainable pasture restorations, and a few others.



Women's Community Correctional Center



The Women's Community Correctional Center (WCCC) is the only all female facility in Hawaii, providing for the care and custody of female sentenced felons. WCCC provides for a wide range of services including medical and mental health, diagnostic evaluations, counseling, work opportunity, education, Substance Abuse Treatment, community services and resocialization/work furlough privileges.

The facility is comprised of four (4) structures; Olomana, Kaala, Maunawili and Ahiki Cottages. Every cottage operates in accordance with specific program and classification levels. The facility is operated on the foundation of a Trauma Informed Care. The Trauma Informed Care Initiative (TICI) in partnership with PSD Mental Health, University of Hawaii Social Science Research Institute and funded by the Office of Hawaiian Affairs (OHA), Hawaii State Mental Health Transformation State Incentive Grant (MHT SIG) project and the National Center for Trauma-Informed Care (NCTIC). A trauma informed framework is one way to create a supportive & comprehensively integrated environment that provides opportunities for many to contribute what they have for a common goal. This also creates an appropriate environment for understanding some of the core issues at the root of an offender's beliefs and behaviors. In a snapshot, trauma-informed care can best be defined and described through the acronym SPACE.

- S = Staff and Offender Training – annually and consistent**
- P = Programs – Interconnect of varying modalities.**
- A = Administration – Set values and attitude tone for staff**
- C = Case Management – The guiding force**
- E = Environment – an appreciation for all things.**

The planning of this project to implement trauma-informed care at WCCC was conceptualized by its staff as part of the vision to create a community of change and well-being at WCCC. WCCC staff envisioned WCCC as a place to learn how to live a forgiven life, a place that nurtures change within the individual, family, and community, and serves to reduce recidivism.

By embracing a trauma-informed framework for their efforts to transform the correctional environment into a place of change, the WCCC leadership and staff have added value to the many existing programs at the prison that are helping women recover from trauma, substance abuse issues, and mental health problems. The resources available to women at WCCC include the following:

HEALTHCARE

The WCCC Health Care Unit (HCU) serves the on-site general population as well as the



Women's Community Correctional Center

WCCC furloughed (Project Bridge) and inmates who are in contracted furlough beds and Fernhurst YWCA. Services include Hepatitis-C opt-out Screening Program, Medication for Opioid use disorder (MOUD)/Medication Assisted Treatment (MAT), Sick Call Program, Clinical Preventative Program, Chronic Care Program, Infirmary Care, Terminally Ill Care, Medical Release and discharge planning.

For the past 11 years, the HCU has initiated and sponsored a very helpful, healthful, educational and productive health fair for the women. Aside from the exhibits, brochures and handouts, the inmates were intellectually stimulated with various interactive activities. Some of the notable participants included the Waikiki Health Center, Waimanalo Health Center and Waianae Comprehensive Community Health Center.

Of special consideration and notation, WCCC's HCU once again attained accreditation from the National Commission on Correctional Health Care (NCCCHC) in April 2023. This accreditation will last for two years and legitimizes and validates the quality, fortitude and dedicated level of care provided by our health care providers.

MENTAL HEALTH UNIT

WCCC Mental Health staff offer services to offenders in acute care, residential, and outpatient settings within the prison. Mental Health services are provided as clinically indicated and may include individual counseling, individual therapy, crisis intervention, risk evaluation, psychoeducational groups, psychological assessment, and discharge planning.

Individuals identified as having a serious mental health need are referred to a Qualified Mental Health Professional or Licensed Mental Health Professional for further evaluation and/or intervention. Women in need of psychiatric services are referred for psychiatric evaluation and medication management.

SUBSTANCE ABUSE TREATMENT

The Women's Community Correctional Center offers three levels of substance abuse treatment programs based on the results of their assessments. The lowest level of care is Level 2.0 Outpatient Treatment contracted by Salvation Army Treatment Services (ATS). The next level is Level 2.5 Intensive Outpatient also contracted by ATS. The highest level of care is Level 3.0 Residential Therapeutic Treatment contracted by Hina Mauka Ke Alaula. These program services include intake, orientation, assessments, treatment planning, structured process groups, educational groups, individual counseling, and aftercare. The women that participate in substance abuse treatment engage in therapeutic experiences, recovery education, fostering responsibility, accountability and life skills that will empower them to re-enter the community and make healthy productive choices as drug-free adults.

Transitional Program

The Women's Bridge Work Furlough program offers a continuum of care for all women who have successfully completed a substance abuse program at WCCC. This program can serve a maximum of 15 women. The Women Bridge program provides substance abuse treatment which includes treatment planning to address their criminogenic risk factors, individual therapy, process groups and exit strategies for re-entry. They receive family therapy and pre-employment counseling through outside vendors such as ATS

Women's Community Correctional Center

and Goodwill. The Goodwill program provides employment services to prepare the women for work. The women in Bridge are encouraged to maintain gainful employment along with enhancing their educational goals by attending college programs offered at Windward Community College. Our goal is to prepare and empower the women of Bridge as they begin their reintegration back into the communities.

YWCA Fernhurst – Ka Hale Ho'ala Hou No Na Wahine

The YWCA is a contracted 14 bed work furlough program for female offenders that is located at the YWCA Fernhurst. While in the YWCA work furlough program, the women receive employment readiness and pre-employment assistance through Goodwill and other community partners. They participate in life skills courses (money management, healthy relationships, etc.) and computer classes. In addition, the women are required to complete a minimum of eight (8) hours of community service a month

TRANSITIONAL PROGRAMS

Project Bridge

Project Bridge is a 15 bed work furlough program that is run out of WCCC. While in Project Bridge, the women receive individual counseling, family therapy, and pre-employment counseling through community partners such as Goodwill etc. Those in Project Bridge are able to secure and maintain gainful employment and begin their reintegration back into the community.

YWCA Fernhurst—Ka Hale Ho'ala Hou No Na Wahine

The YWCA is a contracted 14 bed work furlough program for female offenders that is located at the YWCA Fernhurst. While in the YWCA work furlough program, the women receive employment readiness and pre-employment assistance through Goodwill and other community partners. They participate in life skills courses (money management, healthy relationships, etc.) and computer classes. In addition the women are required to complete a minimum of eight (8) hours of community service a month.

LIBRARY



The PSD Library Services continues to provide opportunities for the women to participate in the nationally known program "READ TO ME". This program provides incarcerated women an opportunity to reconnect with their children by recording themselves reading children's books on audiotapes. The tapes are screened and then mailed with the books to the children.

Inmates have been enthusiastic readers of the Library's growing collection this year. The Library has circulated 4,014 books throughout the facility so far. In 2023, the recreational collection has been updated through donations of 986 books by groups like Friends of the

Library Hawaii Kai, Kaneohe, Kailua, and even Friends of the Library Molokai, in addition to donations from individual donors and inmates.

EDUCATION

Lack of education and job skills are huge barriers to successful community reentry for women leaving prison. WCCC addresses these needs by providing GED classes,

Women's Community Correctional Center



educational classes and a range of vocational training programs. Some of the classes provided through WCCC's education unit include, but are not limited to, Academic and Career Planning, Domestic Violence (Ho`okai`ka), Flower Arrangement Microsoft Computer Class, Introduction to College Skills, Keyboarding, Beginning and Advance Ukulele and Toastmaster's, Women in Need, Lifestyles for Women and Read to Me. Through a partnership with Kapiolani Community College (KCC), several college credited courses in Culinary Arts are offered to the women at WCCC. To participate in these courses, students must have their high school diploma or GED.



FAITH BASED/CHAPEL

The women in WCCC are provided with the opportunity to practice their religious beliefs in the Chapel and other locations within the facility during the week. Every effort is made by the facility and facility Chaplain to accommodate the religious needs of the inmate population via group meetings, one-on-one counseling and church services.



Total Life Recovery (TLR)

The Total Life Recovery (TLR) program is a voluntary faith-based program that follows the curriculum of the Genesis Process and is operated by trained volunteers from many religious denominations. TLR provides classes in co-dependency, finances, time management, trauma, domestic violence, parenting, social skills, family relationships and career planning.

Women's Community Correctional Center

COMMUNITY SERVICES



WCCC continues to change the public's perception of female offenders through its community work lines. These work lines allow the public to see a rare side of female offenders and provides opportunity for social interaction, which is a positive first step for transition for the women offenders. Through partnership with Lanikai Kailua Outdoor Circle (LKOC) the women of WCCC provide road and ground maintenance to the following areas in the town of Kailua, Lanikai Beach Park, Pohakupu Park and the Kailua Corridor. In addition, with LKOC and Ahahui Malama I Ka Lokahi (AML) the women maintain the following areas of the Kawainui Marsh, Ulupo Heiau, Kaha Park, Napohaku. The women have also learned how to build and operate a hydroponics operation. Though small by agricultural standards, the hydroponic set-up is large enough to sustain a constant and weekly supply of hydroponically grown lettuce for five Foodland supermarket chain locations. In addition, they are also learning and experimenting with other produce to try in this sustainable and environmentally friendly set-up. The ladies' horticultural skills are further sharpened and enhanced when their partners from the Lanikai Outdoor Circle come to the facility with their knowledge and guidance. Their focus is on non-edible ornamental plants. The Kawainui Marsh provides a classroom of flora, fauna and Hawaiian Culture that is taught to the women by AML.

WCCC is further entrenched and committed through community service work line projects at Kapaa Quarry, Lanikai Beach, Saint Stephen's Seminary and through the Waimanalo Community Farming Project (the seminary and farming project are through the Pu'a Foundation), Hui Malama O Ke Kai, Huilua Fishpond, Waimanalo Beach Park, Special Olympics, Punchbowl and Veterans cemeteries, the Department of Forestry (6 locations in Kailua), Ben Parker Elementary, Castle High School, Puohala Elementary, Lanikai Elementary, Ahuimanu Elementary, Kapunahala Elementary, King Intermediate, Kaneohe Elementary and the Honolulu Zoo. WCCC also partners with the following non-profit organizations, American Diabetes, Friends of Waimanalo, and MADD.

In a similar relationship between WCCC and the Pacific American Foundation (PAF) the women offenders are helping to restore the Waikalua Loko fishpond in Kaneohe Bay. PAF has provided cultural educational opportunities about the fishpond to the women offenders and their children by hosting an event that brought the two together.

Women's Community Correctional Center

ENVIRONMENT

Prisons are not generally warm and welcoming places; much has already been accomplished to make the buildings and grounds more inviting. For example, in many buildings, the typical institutional colors are gone, replaced by bright colors, murals, and paintings of the local Hawaiian flora and fauna done by WCCC artists. In a grassy yard, a large open-air pavilion with picnic tables was constructed by volunteers from the community, using donated materials; this provides space for programs that allow mothers to spend quality time with their children. Inmate work crews are clearing brush and landscaping parts of the grounds near a stream, creating an oasis of Native Hawaiian plants. WCCC next goal is to tear out a paved courtyard between living units and classrooms, replacing it with grass and gardens. In addition, WCCC is trying to reduce its carbon footprint by employing and deploying the use of goats to maintain the grounds. At present, they have four (4) dedicated goats to perform this task.

RECREATION


The WCCC Recreation Unit provides a wide range of recreational programs and activities that empower the women to develop life changing attitudes and skills. Some of the recreational programs include: Pre-Transition Class and the Hawaiian Lecture series as well as Hula, Dance to be Free, the NAM lecture series, volleyball and dominoes tournaments and an art contest.

KID'S DAY EVENTS

WCCC hosts up to 6 Kid's Day events a year with the help of community organizations such as Keiki O` Ka Aina, Wellspring Covenant Church, Pu`a Foundation, and the Catholic Diocese. During these events, children are able to spend time with their incarcerated mothers and enjoy activities, games and food. These events play a pivotal role in helping the children maintain their relationship with their parents, through their parent's incarceration period. While the Kid's Day events were placed on hold during COVID, WCCC plans to restart the program in late 2023.



Mainland and Federal Detention Center Branch



Under the general direction of the Institutions Division Administrator, the Mainland & FDC Branch (MB) has the responsibility to oversee and monitor the State contracts with private mainland prisons and the Hawaii Federal Detention Center (FDC) for the housing and care of Hawaii inmates. It must ensure that all terms of the contracts are upheld, enforced and that inmates are receiving appropriate treatment services.

The MB was established in October 2004 and its responsibilities have increased as this branch monitors approximately 877 inmates. Since its consolidation of its male inmates into Arizona in 2007, its out-of-state contract is worth approximately \$50 million a year. It's also responsible housing inmates at FDC under an intergovernmental contract to relieve the overcrowded conditions at all of the Hawaii jailed facilities (currently due to COVID restrictions, the federal government has temporarily stopped taking in State inmates).

While incarcerated in Out-of-State prisons, Hawaii inmates are able to participate in programs including:

- Residential Drug Abuse Program (Therapeutic Community Program - Level III)
- Residential Drug Abuse Program (Level II)
- Educational Programs (Literacy, Basic Education, Pre-GED, GED); College Correspondence Courses
- Cognitive Skills; Anger/Stress management
- Life Principal Program (Faith-Based Unit)
- Carpe Diem Toastmasters
- Vocational Programs (Electrical, Carpentry, Plumbing and Computers)
- Inside out Dads Parenting Program
- Go Further (Re-entry process)
- Literary Braille Transcribing Program
- Second Chance at Life - Valley Humane Society Dog Adoption Program
- Threshold Program (teaches how to cultivate positive relationship with themselves and others)
- Courses in personal Relationship; Domestic Violence; Contentious Relationship; Employment
- Veterans Program
- Hula/Hawaiian language Classes
- Hobby Shop/Art Activities; Music Program/Room

With COVID restrictions being released during the fiscal year 2023, there were many graduations from programs as follow:

- 10 inmates that graduated with their GED degree
- 1 inmate graduated from College Correspondence Course.
- 113 inmates from the substance abuse therapeutic community program level 3 pro-

Mainland and Federal Detention Center Branch



gram

- 11 inmates from the substance abuse level 2 program
- 52 inmates from the Cognitive Skills Class
- 75 inmates from the Parenting Class
- 981 Hours of inmates participated in the Toastmasters Program
- 26 inmates graduated and received their NCCER for Carpentry 1
- 32 inmates graduated and received their NCCER for Carpentry 2
- 11 inmates graduated with their NCCER Core Curriculum
- 22 inmates graduated with their computer Teknimedia Program

Saguaro offers the National Center for Construction Education and Research (NCCER) Certificates for Carpentry, Electrical & Plumbing vocational training. NCCER develops standardized construction and maintenance curriculum and assessments with portable credentials. These credentials are tracked through NCCER's Registry System that allows organization and companies to track the qualifications of their craft professionals and/or check the qualifications of possible new hires.

Saguaro's Carpe Diem Toastmasters Club is one of the top 20 clubs in Arizona out of over 200. Since it was chartered in April 2010, no inmate who was a member of the Carpe Diem when leaving Saguaro has ever returned. Instead, they have created new lives for themselves, with many success stories finding their way back to current members.

SAGUARO CORRECTIONAL CENTER – SCC (Eloy, AZ):



As of 10/24/2023, SCC housed a total of 877 Hawaii male inmates. This facility serves as a program-intensive facility for general population inmates wanting to change their lives and prepares them to return to Hawaii to participate in reintegration programs. SCC also houses Hawaii's long-term segregation inmates in its Special Management Housing Unit and Lock-down Unit and provides this special population with basic program opportunities. SCC is the only facility to have video conferencing capabilities in each housing unit giving inmates every opportunity to participate in parole hearings with the Hawaii Paroling Authority and visits with loved

ones on the weekends. SCC also installed tablets within all pods that provides inmates with video visit capability 365 days to video chat with their loved ones during open pod time. The tablet system also provides capacity for inmates to e-mail messages; watch movies;



Mainland and Federal Detention Center Branch

play games. SCC in conjunction with the Department's Law Library Services had installed 13 touch-screen kiosks in its 2 law libraries that are compatible with the computerized law library systems in Hawaii's correctional facilities.

The facility received its first accreditation by the American Correctional Association (ACA) in October 2008 scoring 100% on its mandatory and non-mandatory standards. The facility was recently re-accredited in April 2021.



Inmate Population Report

DEPARTMENT OF PUBLIC SAFETY END OF MONTH POPULATION REPORT

Date: June 30, 2023

FAC.	DESIGN BED CAP.	OPER. BED CAP.	HEAD COUNT ENDING																		
			TOT.	M	F	SENT. FEL.		SENT. FEL. PROB.		SENT. MISD.		PRETRIAL FEL.		PRETRIAL MISD.		OTHER JURIS.		PAR VIOL.		PRB VIOL.	
						M	F	M	F	M	F	M	F	M	F	M	F	M	F	M	F
HCCC	206	226	295	259	36	35	1	16	4	5		150	17	19	1	3	2			31	11
SNF	90	132	100	100	0	100															
HMSF	496	992	784	784	0	577		13				12						172		10	
KCCC	110	128	131	110	21	30	5	23	3	4	1	35	10	9	0	0	0	0	0	9	2
KCF	200	200	95	95	0	95															
MCCC	209	301	287	245	42	27	3	27	7	3	3	136	20	6	3	1		6		39	8
OCCC	628	954	1097	963	134	101	1	102	15	17	1	496	52	81	24	3	2			183	39
WCCC	258	260	186	0	186		124		4				1						53		4
WCF	294	334	161	161	0	86												75			
TOTAL	2491	3527	3136	2717	419	1051	134	181	33	29	5	829	100	115	28	7	4	253	53	252	62

	CONTRACTED FACILITIES																			
	TOT.	M	F	SF		SFP		SM		PTF		PTM		OJ		PARV		PRBV		
				M	F	M	F	M	F	M	F	M	F	M	F	M	F	M	F	
RED ROCK CC, AZ	0	0	0																	
SAGUARO CC, AZ	869	869	0	820												49				
FEDERAL DET. CTR. *	0	0	0																	
TOTAL	869	869	0	820	0	0	0	0	0	0	0	0	0	0	0	49	0	0	0	0

DEPARTMENT OF PUBLIC SAFETY END OF MONTH POPULATION REPORT

Date: June 30, 2022

FAC.	DESIGN BED CAP.	OPER. BED CAP.	HEAD COUNT ENDING																		
			TOT.	M	F	SENT. FEL.		SENT. FEL. PROB.		SENT. MISD.		PRETRIAL FEL.		PRETRIAL MISD.		OTHER JURIS.		PAR VIOL.		PRB VIOL.	
						M	F	M	F	M	F	M	F	M	F	M	F	M	F	M	F
HCCC	206	226	298	257	41	22	1	27	6	7	2	148	25	13	1	2		4	1	34	5
SNF	90	132	111	111	0	111															
HMSF	496	992	725	725	0	478		6				18						219		4	
KCCC	110	128	116	99	17	12	4	28	1	4	4	35	5	8	2	0	0	3	0	9	1
KCF	200	200	93	93	0	93															
MCCC	209	301	319	281	38	41	2	36	6	4		123	14	4	4			16		57	12
OCCC	628	954	1094	977	117	108		89	13	16	1	561	68	39	8	2		7	3	155	24
WCCC	258	260	202	0	202		144		3										53		2
WCF	294	334	141	141	0	65												76			
TOTAL	2491	3527	3099	2684	415	930	151	186	29	31	7	885	112	64	15	4	0	325	57	259	44

	CONTRACTED FACILITIES																			
	TOT.	M	F	SF		SFP		SM		PTF		PTM		OJ		PARV		PRBV		
				M	F	M	F	M	F	M	F	M	F	M	F	M	F	M	F	
RED ROCK CC, AZ	0	0	0																	
SAGUARO CC, AZ	1077	1077	0	1018												59				
FEDERAL DET. CTR. *	0	0	0																	
TOTAL	1077	1077	0	1018	0	0	0	0	0	0	0	0	0	0	0	59	0	0	0	0



Corrections Program Services Division

The Corrections Program Services Division (CPSD) is responsible for implementing and monitoring correctional programs aimed at providing offenders within Hawaii's correctional institution with education, nutrition, religion, substance abuse treatment, sex offender treatment, work force development, and pro-social development. CPSD is committed towards the provision of evidence-based programs that address identified problematic areas of incarcerated offenders, or programs that are constitutionally required.

The division is composed of administration, two (2) offices (Sex Offender Treatment and Sex Offender Management Team), and five (5) branches that provide services statewide: Education, Food Service, Library, Substance Abuse Treatment, and Volunteer/Religious Services.



Education Program Services

The Corrections Program Services - Education (CPS-E) Branch provides learning opportunities for incarcerated adults through a holistic, Integrated Basic Education Skills Technical Training (IBESTT) program that focuses on preparing inmates with marketable skills in preparation for productive re-entry of formerly incarcerated adults to the community.

The CPS-E goal is to foster and maintain a commitment to educational excellence. CPS-E works toward maintaining a continuum of services that provides consistency in the development of the whole person throughout the period of incarceration.

CPS-E also strives to effect change based on a balanced education within the areas of academic learning, career and technical training, cultural understanding, and personal development. In addition, CPS-E strives to build and create a network of coordinated services involving people within the institution, as well as those in the government, community, non-profit and volunteer agencies. Specific agencies and organizations include the following: Hawaii Department of Education (HIDOE) - Adult Education (McKinley Community School for Adults-Moanalua Campus) and the Office of Curriculum, Instruction and Student Support (Title I, Part D and Special Education Programs); Office of the State Director of Career and Technical Education; the Workforce Innovation and Opportunity Act (WIOA) Stakeholders: HIDOE, DLIR, DVR; and University of Hawaii Community Colleges: Hawaii Community College, Kapiolani Community College, Leeward Community College, and Windward Community College. FY23 also included two federally funded, Second Chance Pell grant partnerships with Chaminade University and Windward Community College. Along with continued partnerships with nonprofit organizations, such as: the Prison Education Project (CA), Hawaii Council for the Humanities, Hawaii Literacy, Read to Me International-Hawaii Chapter, YWCA (Hilo), Prosecutor's Office (Hilo), Keiki O Ka Aina, and BISAC (Big Island).

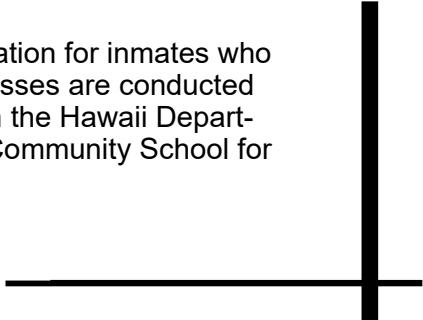
The CPS-E monitors and collaborates with Core Civics' Saguaro Correctional Center (SCC) to ensure that Hawai'i's offenders receive a quality education that meets Hawai'i's adult education standard. Student enrollment and academic, career, and technical education gains are monitored through an internet-based student management system. CPS-E's annual report includes totals from both Hawai'i and Mainland facilities.

The unduplicated student count for FY 2023 is 1,326 participants. For this reporting period, CPS-E served 33% of the total population. The facilities continued to struggle with a lack of both security and Corrections Education staff which led to lockdowns and program cancellations. This attributed to the reduction in classes which could be delivered through Education programs.

CPS-E staff continued to use technology to facilitate some virtual, and online courses (using a learning management system to deliver the required learning materials), as well as continuing the use of web-based programs to reinforce Adult Basic Education lessons, preparation for High School Equivalency testing, and study practice.

EDUCATION PROGRAMS

Adult Literacy Classes— CPS-E gives emphasis on training and education for inmates who do not have high school or high school equivalency diplomas. These classes are conducted by Corrections Education Specialists and by contract instructors through the Hawaii Department of Education—Adult Community School, particularly the McKinley Community School for Adults-Moanalua Campus.



Education Program Services

High School Equivalency Program—CPS-E offers two high school diploma equivalency programs: (1) the General Education Development (GED) program and (2) the High School Equivalency Test (HiSET) program. The GED requires computerized testing and is being offered in prisons. SCC also offers GED testing. HiSET is offered in jails, however, the test is administered in prisons for those who had taken partial HiSET testing in other facilities.

For FY 2023, the CPS-E had a total of 35 high school equivalency diploma recipients (33 GED and 2 HiSET graduates).

Career and Technical Education (CTE)—CPS-E has continued to strengthen its CTE program. It has active partnerships with the University of Hawaii Community Colleges, Workforce Development/Office of Continuing Education as well as the Office of the State Director of Career and Technical Education.

Classes that have been offered include NCCER (National Center for Construction Education and Research) Core Curriculum, for Carpentry. The aforementioned program provides NCCER certification for those who complete and pass the course. Participants who complete and pass the courses delivered by the community colleges are issued Certificate of Professional Development. The training programs include Computer Basics, Culinary Arts, Food Safety and Sanitation, Forklift Operator Training, Small-Engine Repair, Sustainable Agriculture-Food Production, Community Health Worker, and IT Fundamentals.

The number of students enrolled in CTE classes per facility from July 2022 through June 2023 is as follows:

Saguaro Correctional Center (SCC) -Eloy, AZ

Braille	10
Carpentry– Construction Trades	21
Computer– Teknimedia	58
SCC Enrollment Total	89

Halawa Correctional Facility (HCF)

Career Development	39
Digital Literacy/Basic Comp Skills	27
Food Sanitation and Safety	20
Forklift Operator Training & Cert	59
HCF Enrollment Total	145

Kulani Correctional Facility (KCF)

Forklift Operator Training & Cert	35
Forklift Simulation Practice	39
Fundamentals of IT	14
Keyboarding	10
Small Engine Repair	14
KCF Enrollment Total	112

Waiawa Correctional Facility (WCF)

Ag Technician	34
Altino Coding	26
Employment Training (Goodwill)	83
Forklift Training Certification	59
KCC Culinary Arts Cert. Program	12 (NEW)



Education Program Services

SCORE Business	40
WCF Enrollment Total	254

Maui Community Correctional Center (MCCC)

Blender 3D Animation	01
Computer Essentials	47
MCCC Enrollment Total	48

Women's Community Correctional Center (WCCC)

Comp. Skills: Digital Transitions	13
Flower Arranging	66
KCC Culinary Arts Cert. Program	09
Pre-employment Workshop	09
WCCC Enrollment Total	97

* See Attachment H for the full Inventory of Education & Reentry Services for Offenders.

Post-Secondary Program—At WCCC, Kapiolani Community College has continued to offer college credit classes in the Culinary Arts. Students can earn 14 college credits upon completing the four Culinary Arts courses offered in the facility. During FY 23 the KCC Culinary Arts program expanded to include the students at WCF as well. Windward Community College continued offering college classes through their Pu'uhonua Program at WCCC, and expanded in FY 23 to include HCF, as Second Chance Pell participants. These classes are funded by the U.S. Department of Education; Title III Pu'uhonua: Places of Sanctuary Grant for At-Risk Individuals.



At HCF, FY23 included a graduation for students who completed their Associate's degree in Business Administration through a Second Chance Pell partnership with Chaminade University. A first-time graduation for a degree bearing program within a correctional facility in Hawaii!

Education Program Services

SCC offers correspondence college classes through Rio Salado College in Arizona. The student usually pays for the first two classes, then the college starts offering scholarships. For every two courses that an inmate is enrolled, the college pays for one course (as long as the student meets the requirement).

Personal Development Program— Training courses included (but not limited to) the following: Cognitive Skills, Building Healthy Relationships, Intro to Astronomy, Mindfulness, Great Courses, Languages, Philosophy, Psychology, Work Skills, and Victim Impact.

Transition Services Explorations, a course through Windward Community College's Continuing Education, was offered at WCCC, HCF, and WCF. KCF offered Ke Ala Hou Re-entry Program. Participants may have been referred to statewide reentry services provided by Goodwill Industries, Inc., or TEAM WorkHawaii (C&C).

TECHNOLOGY IN CORRECTIONS EDUCATION

The education staff have been utilizing technology for distance learning programs such as OPE Canvas LMS, Essential Education, Aztec Software, and YouScience. CPS-E contracted with CypherWorx for the software and educational learning materials that will be integrated with the GTL inmate tablets available in the housing units.

STAFF DEVELOPMENT

CPSE continues to support professional development training such as DHRD available courses (online).

CHILDREN'S CHRISTMAS BOOK DONATION

In collaboration with the Saguaro Correctional Center's Education Department's "Inside Out Dad" (Parenting Class for Incarcerated Fathers), CPS-E, and the CPS-Library Services Branch, our Read-To-Me International (Hawaii Chapter) partner graciously donated Christmas-themed children's books as a project upon completion of their program. This was a huge success for the fathers to be able to read/record a Christmas story for their child/children and send the CD/Christmas book as a gift to their family for the upcoming holiday season!



Food Services



In Fiscal Year 2023, the Corrections Program Services Food Services Branch (CPS-FS) provided approximately 3,900,000 meals to inmates, correctional officers, and civilian staff statewide, averaging 11,000 meals daily.

The Food Services Branch Administrative Office is responsible for the administration, support, and guidance of eight (8) correctional food service facilities statewide. The Food Service Branch currently employs 96 full-time staff.

The Department of Public Safety (DPS) continues to honor a Memorandum of Understanding (MOU) that was established in 2021 with the Hawaii State Department of Health (DOH) regarding routine food establishment inspections. The MOU is intended to ensure the continued integrity of food services provided by DPS and the security of the Facilities while reducing the burdens placed upon both the DPS and DOH. The MOU will ensure that all Food Service Units adhere to Department of Health Food Safety guidelines, rules, and regulations by requiring periodic inspections and audits by certified food safety professionals with the requisite expertise.

The CPS-FS Branch also employs the services of an independent Certified Registered Dietitian Nutritionist who reviews the 5-week menu cycle every six (6) months to ensure compliance with the National Commission of Correctional Health Care (NCCHC) for the Department's Health Care Unit, and annually by department policy. The 5-week cycle menu followed the USDA MyPlate guidelines for nutrition, Dietary Reference Intakes (DRI), and/or Recommended Daily Allowances (RDA) for the demographics and activity-level of inmates in the PSD facilities.

Future projects currently in the planning stages include a new kitchen at the Women's Community Correctional Center (WCCC). A new kitchen is necessary to support the additional WCCC housing unit being constructed and the Ho'okipa Cottage. Construction will also soon begin at the Kauai Community Correctional Center food service facility to address floor and kitchen repairs to the food service building.

Each Food Service Unit (FSU) also offers meaningful work opportunities for inmates by providing on-the-job training in the culinary field, which includes, but is not limited to, basic food service safety, sanitation, production, baking, cooking, and storekeeping. The FSUs employed an estimated 310 inmates statewide, a total of 500,000 hours. Basic culinary skills, knowledge, principles in sanitation, nutrition, and safe food handling are taught with the intent to assist inmates with obtaining gainful employment upon release to the community. At the Women's Community Correctional Center, and beginning this past year, at the Waiawa Correctional Facility, inmates are offered a culinary arts programs/education through collaboration with the Correctional Program Services, Education Branch in conjunction with the Kapiolani Community College, Culinary Department. The Culinary education program provides inmates employment opportunities in multiple disciplines within the food service industry. The successful completion of requisite courses by inmates assured

Food Services

basic culinary skills, knowledge, and a certificate in food handling and preparation. Efforts to evaluate and establish culinary programs at the Halawa Correctional Facility are ongoing.

At both the Waiawa Correctional Facility (WCF) and Kulani Correctional Facility (KCF), inmates were allowed to participate in the respective Farm Program. The Farm Program teaches inmates skills in sustainable agriculture practices by growing fresh produce that are incorporated into the Food Service Unit's menus among all correctional facilities on Oahu and Hawaii Island. The "Farm-to-Table" concept allowed inmates to participate in propagation processes and techniques to grow and harvest fresh fruits and vegetables. Produce grown and consumed by inmates gives them a sense of pride, ownership, and purpose.



The Food Service Branch continues to be challenged with increasing numbers of special diets or various health related issues. In addition to serving regular meals, the Food Service Units statewide prepared an estimated 2,500 alternative vegetarian, therapeutic and special diets per day, which is an increase from the previous year. Prescribed Therapeutic meals included low-sodium, renal, and diabetic among others, which helped reduce costs associated with health issues. Due to medical and legal requirements, DPS had seen an increase of medically prescribed diets due to an aging prison population and an increasing number of unhealthy inmates entering the prison population. Substance abuse, poor eating habits, homelessness, and other health and lifestyle-related habits, added to the increase of therapeutic diets. A gender-specific cycle-menu accurately addressed caloric and nutritional

dietary differences between male and female inmates. There was a clear need to address over consumption of foods, fats, oils, sodium, etc., in the female inmate population to mitigate health issues. The 5-week cycle menu is based on average demographics of the inmate population and inherent sedentary level of activity; however, inmate work-line significantly increased physical activity, increasing the need for more caloric and nutritional intake. The meals provided met the requirements of the American Dietetic Association.

The CPS-FS Branch continues to experience changes from the effects of the Covid-19 pandemic of the last few years to new challenges including significant staffing shortages, difficulty in recruiting new employees, difficulties in retaining new/current employees, increased food and disposables costs, and the unavailability of products. Overtime expenses due to short-staffing conditions associated with recruitments, Workers Compensation, illness, and leave of absences, have continued to drive up operating costs. Vacant positions are being addressed through aggressive recruitment collaboration between the Food Service Branch and Human Resources Office-STS.

Food Services

Despite ongoing challenges, the Food Service Branch strives toward fiscal responsibility and continues to search for cost-savings initiatives by implementing “Pilot programs” for menus, procurement, products, shipping, and training. Cost-savings will involve education and modeling of other correctional programs nationwide. Professional organizations such as the National Institute of Corrections and the Association of Correctional Food Service Affiliates are valuable resources for networking and training. CPS-FS is committed to continually developing managers and lower-level employees to strive for accountability and professionalism. Developmental goals are tied to promotional opportunities by growth and knowledge in supervision practices, budgeting, nutrition, sanitation practices, cooking techniques, and interpersonal skills.



Library Services



When *Bounds v Smith*, 425 U.S. 910 (1976) was affirmed on April 27, 1977, it held the prisoner's constitutional right of access to the courts could be protected with access to law libraries or with an attorney assistance program. The Department of Public Safety's Library Services Program envisioned the fulfillment of the required mandate through its provision of Law Library Services to its inmate population. The Department's Corrections Program Services Division oversees and ensures that the State's prison and jail correctional authorities provide inmates with the right to access the courts through all its all-facilities full functioning law libraries.

Through the years, LIBRARY SERVICES has also expanded its service by providing Recreational Library program to the inmate population, thus, the Library Services Program has continued and remain true to following its mission and vision of providing inmates with meaningful access to the courts and providing reading materials as a therapeutic release, promoting literacy, and positive thinking through reading.

The **Law Library** program provides all inmates to be scheduled to attend the program to do legal research and work on current court cases. Inmates are scheduled through appropriate submission and forwarding of requests to the library staff in a timely manner. A set-up of rules was put together to be adhered to by both library staff and inmates. The guideline Policy and Procedure COR.12.02, Inmate Legal Activities, provides the tool and establishes uniformity of guidelines in all library facilities in addressing law library questions, concerns, and related grievances submitted by inmates. Inmates through the years have become knowledgeable and sensitive about their rights of access to the courts by attending our law libraries.

FY 2023 has a total of 6,057 requests submitted by inmates to attend the law library in each facility's library. It is less than FY 2022's 6,192 submission: slight difference despite of manpower shortages. We noted the comparison in FY 2022 even during staff shortages, total requests' submission was 6,057. The grievances filed by inmates were slightly lower than FY 2022's 32 grievances filed; total grievances were 20. Cancellations/shutdowns and closure with no scheduled programs were tremendously higher than the previous year's 136 cancellations statewide; total cancellations were 269. Even though cancellations were higher, law library programming was scheduled accordingly. Librarians were to cut the number of days in a week to be able to cover other facility libraries' mandated law library programs. All coverage was done appropriately with no unstaffed facility left without law library programs.

The tremendous cooperation of the statewide librarians is unbelievable in supporting one another and helping one another's responsibilities. Which is in no doubt very important on days such as what everyone went through. Regardless of what everyone experienced, work is properly done in a timely manner.

A continuing and very important component of our law library services program is the presence of the Lexis-Nexis standalone legal research KIOSKS in all facility libraries. The KIOSKS serve to supplement the existing permanent hard paper legal research materials ob-



Library Services

tained mostly from West Law and Thomson and Reuters publications. We currently have 37 KIOSKS in all our facility libraries including FDC and AZ Saguario facilities: 3 of them are at FDC for use by inmates transferred from OCCC and HCF. The mainland facility has 14 for use by Hawaii inmates transferred to Arizona. And the other KIOSKS' placements are as follows: HCF-8; OCCC-3; WCCC-1; WCF-1; MCCC-1; KCCC-1; HCCC-3; and KCF-2. HCF has medium facility and high facility and out of the 8 KIOSKS, 1 is placed at the medium Special Holding. High facility is in shutdown status until further notice and 5 were placed in that facility. To be able to utilize the unused KIOSKS at the high facility due to its closure, the units will be shipped to other facilities in addition to each existing unit for use by inmates. The 5 unused KIOSKS from the high facility will be distributed to KCCC (1); HCCC (2); OCCC (1); and the HCF medium facility (1). The (1) KIOSK for the medium facility is intended to be placed at the medium Special Holding in addition to 1 existing unit at the SHU. These KIOSK units are updated regularly, every quarter, by our California based contractor provider Touch Sonic via its contracted Technician in Hawaii.

The launching of the innovative **Lexis Nexis legal research** content inclusion to the inmate tablets continued to be the alternate tool for research. Library services provided electronic Lexis Nexis access on the inmate's tablets; a significant innovative step that brings the law library services closer to the inmates. The inmates can use the tablets at their housing units at their leisure or are able to do extra-legal research whenever their scheduled law library session is cancelled or if there is a facility shutdown by security. If there is a cancellation because of security staff shortages or lockdown due to any other circumstances, inmates can use the Lexis Nexis content legal research inclusion for their need to access to the court. Inmates can use the tablets to substitute resources of legal research.

The **Recreational Library** program provides materials for recreational reading and educational reading by our inmate population. Although the program accepts and collects donations from the community, public libraries and others, books are mainly provided to inmates by our budget allocation in between quarter or at the end of the fiscal year's expenditure plan. Barnes and Noble provides the source of books pre-selected and purchased or ordered online by our facility librarians in coordination with the Library Services Officer. We consider the high importance of our recreational library program in providing inmates the leisure reading and providing a source of inspiration and rehabilitation to better their current condition. Books are provided to inmates via pre-selected delivery of bulk reading materials to inmates at the housing units or modules; or by actual scheduled in-person visits to the library.

One very significant rehabilitative element of our recreational library program is **Read-to-Me**. This project is sponsored by Read-to-Me International managed by Dannah Barnes, Executive Director, who provides the correctional facilities with children's books. They are one of the big supporters of this project along with community benefactors and CPS-L may purchase children's books when extra funding is available. This program is done through a way to connect inmates to their children, grandchildren, niece/nephew, and stepchildren. The program allows inmates to sign up for the program and be able to pick a children's book at their choice in the library bin or at the Children's bookshelf placed in the facility library. Inmates read and record it to a portable cassette player and converted to CDs, which then are mailed to the family. CPS library administration provides envelopes and postage cost to inmates with no charge but if ever there is a return mail to the sender, the mail goes back to the inmate and in turn the inmate is responsible for the charges. This is one way to let the inmates know that they are to be sure addresses of their family are correct before they give the information to the librarian. The most participants of the program are the 2 libraries, the

Library Services

WCCC and WCF (pictured here). Their schedules of the read-to-me program will be simultaneous with the recreational library program in-person visits to the library. There is a plan to expand the Read-to-me program to 2 other facilities, namely the MCCC and HCCC correctional facilities. The plans are to organize the program with the assisting staff of the supervisory librarian to give the inmates a chance to connect with their children through reading and record a book by converting to a CD and send it along with the book to the inmate's child/children.

STRENGTHS

The strength of our Library Services Program lies mainly in our collaborative working relationship with each facility Administration and Security staff partnership. We are grateful for the importance of getting our law library programs running as scheduled because of its sensitivity to inmates' required constitutional mandate (Access to Court). The statewide law libraries are extensions of inmates' rightful and meaningful access to the court system. Inmates are provided with access hours, materials, technological tools, and resources to learn and to make better their understanding of court rules and legal procedures. Inmates can write and submit legal briefs, research pertinent cases to assist them and or their counsels. Several court filings were heard in the courts in the past where inmates were able to successfully argue the high importance of accessing their rightful law library sessions to assist them in researching and working on both their criminal and civil cases in court. This same goes for providing a privilege recreational program and running as scheduled. Although, this is a privilege programs over the law library but by running as scheduled could also be useful for inmates' access to the reading materials in the library.

On all these, the librarians remain the main personnel as positive and committed advocates in ensuring inmates rights are put into proper perspective. Librarians understand from years of experience that they also could be tasked with responsibilities outside of providing law library access and recreational




Library Services

library programs to inmates. Incarceration does not merely disqualify inmates from accessing some of their rights. Community proponents of inmate's rights ensure that lawsuits filed on behalf of inmates with resulting Federal Court orders establishing required mandates are put in place and are followed through. One such required mandate is ensuring that qualified inmates, those who are still pre-trial or who are serving misdemeanor sentences are given the right to vote and need to be enlisted in the voting process; a cause that continues to be advanced by the Department. Through the years, early on before the process, librarians from our jail facilities gear up to ensure inmates with qualified constitutional mandates are given the opportunity to vote. They work with their facility security and offenders' services in providing registration forms to inmates, ensuring inmates are not deprived of their rights to vote. All facility libraries with each librarian will also ensure in providing appropriate legal forms to the inmates without cost to the library for submission to court and mainly the forms for IEP (In Forma Pauperis) to proceed in exempting court cost.

ACHIEVEMENTS

CPS-L with the support of the CPS-Administrator and each facility administration, Library Services was able to complete 2 long-awaited improvement projects at the WCF and WCCC libraries on Oahu. In FY2023, we are proud to present each library's "new look" with the installation of new carpeting. We are grateful for those who supported and assisted us in completing this long-awaited project! The WCF and WCCC libraries look outstanding with a professional atmosphere in which one can say, "This looks like a library, a place to inspire inmates to visit and do their law library research and participate in recreational reading." The next library project on schedule is at the HCCC.

WCF Library:



WCF Library:



Library Services

WCCC Library:



CHALLENGES

The program is not without any challenge. We are grateful that the current budget allocations allowed the hiring of vacancies at HCF Librarian IV and WCF Librarian III and additional staffing at the Hilo and Maui jails for FY22-23. The filled positions helped alleviate staffing constraints. We are in the process of making efforts to fill the professional librarian's positions and the Librarian Tech V's positions. It will always be on the table and be considered as it has been in the past. It continues to remain a challenge to fully run both the law library and recreational library programs in all facilities due to library staff assistance shortage.

Affording inmates their required hours to access the law library takes precedence over providing a privileged recreational library. The procurement of new computers to replace the broken equipment and supplies and the acquiring of new copiers to all facility libraries are being continuously useful to complete and to meet the demands of inmates' requests for copying and completing of the weekly library and recreational schedules. We continue to partner with Barnes and Noble for book purchases and with reduce budget allocations, monies to purchase recreational books are depleted for other unexpected expenditures, however, even with budget constraints, Librarians are taking creative steps to seek more donations from community donors such as the Friends of the Library, Hawaii State Library, and private and public-school libraries. We are grateful that through years of reaching out and partnership with local community institutions, had been generously providing book donations to our libraries.

Program performance trend – FY 2023 Performance Indicators

Compare and Contrast FY 2022 and FY 2023

All Facilities Total FY 2022

Grievances	Law Library Requests	KIOSK Requests	Cancellation By Session	Legal copies provided	Recreational Programs/ books provided	Read-to-Me programs	Donations Received
32	6,192	1,408	136	6,656	20,540	352	12,656

All Facilities Total FY 2023

Grievances	Law Library Requests	KIOSK Requests	Cancellation By Session	Legal copies provided	Recreational Programs/ books provided	Read-to-Me programs	Donations Received
20	6,057	1,568	269	12,926	20,719	542	21,870

Possible attributions:

- Grievances: Inmates are afforded their hours and scheduled in a timely manner, that resulted in a decrease in filing of grievances.
- Law Library requests: Less requests in FY 2023, slight decrease because inmates completed their research, or they used the LexisNexis application on inmate tablets in place of signing up for law library session.
- KIOSK usage: More inmates are knowledgeable in using the KIOSK as they have been doing research more and by using the tablets at their housing units, they are more acquainted with the service tool.
- Legal copies: More copies were requested and made to support their legal proceedings for exhibits in submission to the court.
- Recreational Library: More inmates preferred to avail themselves of recreational reading materials, especially for those who are not working on legal research resources.
- Read-to-Me: More inmates are sensitive to connect with their families, thus, by reading a book to their children and hearing the voice of the dads/ moms are one of the best ways to keep the bonding together.
- Donations: Outpouring support from the community volunteers; public libraries; Read-to-Me International; individual volunteers; and private company donors, donations for FY 2023 increased almost half more compared to last year’s donations. Librarians’ efforts to ask donors and volunteers to donate books to the facility are getting easier than usual since it is regularly done.



Substance Abuse Treatment Services

The aftereffects of COVID-19 on the staffing shortages and contractor availability continue to impact the viability, consistency, and accessibility of programming throughout the Corrections Program Services, Substance Abuse Services Branch throughout FY23. The Substance Abuse Services Branch of PSD continues to work diligently with the facilities and contracted vendors to re-establish program services to pre-covid standards and enrollment numbers.

The Substance Abuse Treatment Services Branch is committed to evidence-based practices in providing outpatient, intensive outpatient, residential, continuing care, and transitional program services for sentenced felons who have been diagnosed with substance use disorders and criminal behaviors. Inmate substance use and criminality issues that stem from maladaptive patterns of thinking, emotional instability, and antisocial behavior are addressed at every level of treatment. Treatment is facilitated by qualified civil-service and contracted private providers. The following description of services is for the period of July 1, 2022, through June 30, 2023.

In conjunction with evidence-based practices, the Department uses the Level of Service Inventory – Revised (LSI-R) as a validated assessment instrument to help predict the level of risk or potential for re-offending that an individual may pose. Assessments help to identify the Risk(s), Need(s), and Responsivity or RNR of the inmate required to effectively address substance use and criminality. The risk identifies the “Who” we treat (low, moderate, and high-risk Inmates), the need identifies the “What” we treat (criminogenic risk factors or CRFs), and the responsivity determines the “How” we treat the Inmates (individualized treatment with consideration to learning styles and or deficits).

Assessment scores combine to determine the recommended treatment level or RTL based on the level of risk. Treatment staff then use gathered information obtained through institutional records, consultation, and inmate interviews to address the Inmates highest risk categories, or criminogenic risk factors (CRF). CRFs are identified as those individual risk factors that put the inmate at most risk and more likely to commit further criminal acts in the future if not effectively addressed through appropriate programming. The Risk and Needs of an inmate are correlated to the dosage (how much) treatment an inmate receives, duration (how long) and intensity (how often) the inmate receives treatment. The responsivity principle accounts for meeting the specific, individual needs of the inmate. Inmates are recommended for one of the following three primary treatment modalities while incarcerated:

Outpatient substance abuse treatment or OPS is offered at the Halawa, Waiawa and Kulani Correctional Facilities, as well as the Women’s, Maui and Kauai Community Correctional Centers.

OPS programming places an emphasis on cognitive-behavioral based treatment components and strategies. This allows the Inmates to develop a system to examine their thinking and its link to their substance use and criminal behaviors. Inmates examine these concepts during group instruction at least two times per week for up to two hours per session. Most cohorts are completed within a four to six-month period. However, for more complex cases, programming may be extended.

The curriculum utilized varies slightly from facility to facility. However, programs utilize evidence-based curriculum developed by The Change Companies. Each unit or Interactive Journal is modular in design and can be utilized independently of one another. This arrangement allows Inmates to enter treatment cohorts almost seamlessly, while minimizing wait times.



Substance Abuse Treatment Services

Outpatient services are best matched to inmates who are at lower risk of criminal conduct with low needs, meeting the diagnostic criteria for mild to moderate substance use disorders. Inmates meeting these criteria typically have had minimal disruption in their psychosocial or vocational functioning due to substance use/abuse.

Fiscal year 2023 data indicates that 194 Inmates housed at correctional facilities within the State of Hawaii participated in Outpatient or RTL 3 substance treatment services (up 60% from last FY). One-hundred twenty-six (126) or 65% of inmates successfully completed treatment.

Intensive Outpatient or IOP relies heavily on cognitive-behavioral principles that examine an inmate's thinking, feelings and behaviors linked to substance use and/or criminal activity. IOP consists of no less than four groups per week, often providing instruction for up to three hours per group session in some instances. Most cohorts are completed within a nine-month period. However, for more complex cases, programming may be extended.

IOP programming also utilizes the Change Companies' evidence-based, cognitive-behavioral interactive journaling curriculum to address inmate substance use and criminal thinking needs. Each group is a modified open-ended group with a maximum of 15 participants. The limited number allows a more intensive interaction with group members.

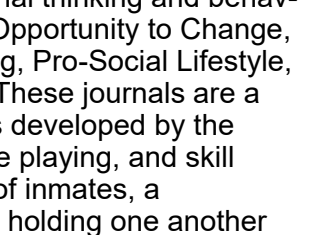
Outpatient services are best matched to inmates who are at moderate risk of re-offending and moderate to high needs, meeting the diagnostic criteria for mild to moderate substance use disorders, meaning individuals have had moderate to high disruption in their psychosocial or vocational functioning due to substance use/abuse. Assessment and treatment planning, individual counseling on family issues, and continuing care services are available for each participant.

IOP services are provided through purchase of services contract for Inmates at the Halawa Correctional Facility and the Women's Community Correctional Center. Civil-Service staff provide IOP treatment services at both the Waiawa and Kulani Correctional Facilities.


Fiscal year 2023 data indicates that 166 Inmates housed at correctional facilities within the State of Hawaii participated in Intensive Outpatient or RTL 4 substance treatment services (up 137% from last FY) of which approximately 78 or 47 % of Inmates successfully completed treatment.

Residential substance abuse treatment provides intensive long-term residential treatment utilizing the Therapeutic Community (TC) model. Most cohorts' average length of stay is approximately between a nine and twelve-month period. However, for more complex cases, programming may be extended. Residential programming is best matched for Inmates that score as being at high-risk for re-offending and have moderate to high needs for substance use/abuse treatment.

Therapeutic community model relies heavily on both Cognitive-Behavioral Treatment and Social Learning Theory. These strategies are combined to address criminal thinking and behavior. The inmates work through nine interactive journals: Community, Opportunity to Change, The ABC's of Thinking, Rational Self-Counseling, Challenging Thinking, Pro-Social Lifestyle, Connecting with Others, Strategies for Success, and Movig Forward. These journals are a part of the Residential Drug Abuse Program (RDAP) curriculum series developed by the Change Companies. A large emphasis is placed on role modeling, role playing, and skill building. As TC residents are separated from the general population of inmates, a "community" can be developed where Inmates live and work together; holding one another



Substance Abuse Treatment Services



accountable to the practice of recovery and skill development to change their criminal thinking and behavior with guidance from program staff serving as the rational authority.

The Department offers two therapeutic communities: KASHBOX at the Waiawa Correctional Facility, and Ke Alaula at the Women's Community Correctional Center.

KASHBOX which is an acronym for Knowledge, Attitudes, Skills, Habits, Behaviors, Opinions, and X factor, is operated and staffed by the Department and has the capacity to serve up to 52 inmates. Ke Alaula is operated by Hina Mauka through a contract with the Department.

The normal capacity serves up to 50 female inmates. However, due to staffing pattern challenges, program capacity has been limited to 25 female inmates at a time.

KASHBOX program continues the use of evidence-based practices.

- A KASHBOX Program Manual was created to ensure compliance with the Corrections Program Checklist, an instrument that measures compliance with evidence-based practices for inmate programs.
- A KASHBOX Curriculum and Lesson Plan manual continues to be utilized based on the Residential Drug Abuse Program curriculum and marries it to specific daily lesson plans. Each lesson plan has a scheduled period for homework review, introduction of the lesson for the day, role modeling of the skills taught, and practice sessions for those skills.

For fiscal period 2023, total residential programming logged 108 participants of which 36 or 33% successfully completed programming (up 100% from last FY). For success to be possible with this population, it is imperative that the population receive consistent and persistent programming at a high dosage and duration. Achieving these targets proves difficult as programming for this high-risk, high-need population was greatly impacted by staffing shortage challenges at both programs and subsequent suspensions in programming periodically throughout the year to contend with COVID-19 lockdowns and quarantines.

SAGUARO CORRECTIONAL CENTER – Eloy, Arizona

Intensive Outpatient and Intensive Residential substance abuse treatment programs are available via contract through Core Civic. Services are provided at the Saguaro Correctional Center located in Eloy, Arizona.

Intensive Residential Treatment (IRT- IOP within a Therapeutic Community) is available for inmates housed at the Saguaro Correctional Center (SCC) in Arizona. Services offered through the IRT program are similarly structured to IOP services in scope. The only significant difference is the modality in which the program is administered and facilitated.

The IRT program is facilitated in a Therapeutic Community (TC) setting. TCs are structured, psychologically informed environments – they are places where the social relationships, struc-



Substance Abuse Treatment Services

ture of the day and different activities together are all deliberately designed to help people's health and well-being provision that separates the treatment program from the general inmate population within a prison setting. The IRT/TC provides a treatment environment that spans 24-hours, and creates the Inmates from the general population and have built-in routines and responsibilities that are a large part of the treatment process which are paired with the groups and individual sessions traditionally found in the IOP programs.

Fiscal year 2023 data indicates that 284 Inmates enrolled into Intensive Residential (TC) programming with 164 or 58% successfully completed.

Reintegration Services – Oahu Community Correctional Center / Laumaka Work Furlough Center & the Women's Community Correctional Center Bridge Programs

The Department also provides substance abuse specific reentry services for inmates transitioning from the institution setting and back into the community through Bridge work furlough programs at Laumaka Work Furlough Center (LWFC) and the Women's Community Correctional Center. The Bridge program's focus is to successfully re-integrate both male and female Inmates back into the community by capitalizing on the inmate's completion of primary treatment and providing a continuum of care to build off past successes. Programming is enhanced at this juncture with job development services, life skills, and family education, therapy, and reunification opportunities. Inmates pursue work in the community while in Bridge continuing to work on substance abuse issues and criminogenic areas.

Family Education and Therapy is available to Inmates participating in the Bridge programs through contracted services within the community. Inmates are introduced to educational group components using evidence-based curriculum for five sessions lasting up to two hours. The focus of these services is to increase awareness for Inmates of the benefits that family counseling may have when attempting to reunify with family in the community. Further sessions are available for the inmate past the initial five sessions by request and can include the inmate's family in the community.

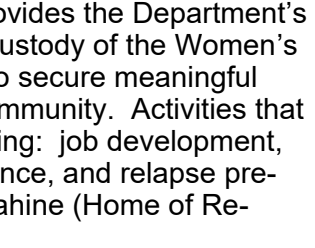
Federal funding via the Residential Substance Abuse Treatment (RSAT) grant, continues to provide the primary funding of both Bridge programs. The Bridge Program currently provides up to 64 beds at OCCC and 15 beds at WCCC to serve the reentry and furlough populations.

Fiscal year 2023, data indicate that 14 female Inmates participated in the Bridge furlough program (up 366% from last FY) of which 16 Inmates or 114% successfully completed programming. High completion percentage is due to participant carryover from the previous fiscal reporting year.

Fiscal year 2023, data also indicates that 51 male Inmates participated in the Bridge furlough program of which 37 Inmates or 73% successfully completed.

Female Furlough Housing

The **Young Women's Christian Association (YWCA)** at Fernhurst provides the Department's Furlough Program within the community for female Inmates under the custody of the Women's Community Correctional Center. The focus of this furlough program is to secure meaningful work opportunities in addition to transition and re-integration into the community. Activities that the population has access to also include, but it not limited to the following: job development, money management, life skills, anger management, and domestic-violence, and relapse prevention. The program is currently called Ka Hale Ho'Ala Hou No Na Wahine (Home of Re-awakening for Women) has up to 14 beds available.





Substance Abuse Treatment Services

Fiscal year 2023 data show that a total of 11 female Inmates participated in the female furlough housing program of which 7 Inmates or 64% successfully completed the program.

Drug Detection Program

The substance abuse services branch continues to manage the Inmate Drug Detection program within the state. To facilitate inmate accountability to a drug-free, zero-tolerance program, PSD has contracted the services of Thermofisher Microgenics to provide immunoassay testing machines at eight facilities statewide. For FY23, approximately 7700+ specimens have been collected and screened by the immunoassay machines with 393 or 10.4% of those specimens resulting in a "positive" screen (89.6% negative). The top 3 substances of concern are presented in order of prevalence. By far the most commonly present substance remains amphetamines/methamphetamines (114 specimens or 29%). The second- Buprenorphine (41 or 10%). The third- ETG (metabolite for alcohol) at 15 specimens or 4%. Substances of special interest- Fentanyl (7 specimens or 2%). The substance abuse services section continues to work with Thermofisher Microgenics to develop and boost its drug detection program to keep pace with the ever-changing chemistry trends of the illicit substance market.

The substance abuse services branch continues to work with the statewide correctional facilities in its drug detection reporting to aggressively address inmate use of illicit substances while incarcerated and more importantly, while participating in programs. The branch's budget has been increased to reflect an increase in drug detection testing for FY24. Additional training of correctional officers to collect, test, and report has been ongoing.



Sex Offender Treatment Services

The Department of Public Safety provides treatment for all sex offenders statewide at all facilities except Waiawa Correctional Facility. The program is mostly privatized, as all direct services are accomplished through contracts.

Hawaii's first sex offender program was introduced as a pilot project in the 1980s based upon a "medical" model where mental disorders were thought to cause sex crimes. In 1991, however, the department officially adopted a "containment" model that emphasized community safety and treated sex offenders as criminals who make unwise, self-serving choices to victimize others. In the early 90s, the department's sex offender treatment program began as a 25-session psychoeducational program. It evolved from two core treatment modules consisting of Relapse Prevention and Victim Empathy. The program curriculum has since evolved into the program it is today with not only Relapse Prevention curricula focusing on the offender's deviant sexual cycle and looking at the impact of their offense on others but also smaller modules. Evidence-based sex offender treatment includes skills training in areas such as social skills, cognitive skills, emotional regulation, management of stress and anger, and human sexuality as well as healthy relationships.

The core program is offered at Halawa Correctional Facility, Kulani Correctional Facility, and the Women's Community Correctional Center. Therapists usually treat up to a dozen men in each therapy group. Therapy with female sex offenders is typically provided individually. On average, an inmate will take 18 to 24 months to complete the in-house program, although some sex offenders take as long as three years to master the core concepts. It is recommended that sex offenders released into the community on work furlough or parole, continue with treatment in aftercare.

In 1994, the Department administration agreed to approve only treated sex offenders to work furlough programs. Currently, most paroled sex offenders attend work furlough and therefore, complete our prison-based core program prior to their release. Sex offender inmates who previously completed the program but violated work furlough or parole conditions, depending on the violation, might be recommended to attend SOTP refresher courses.

The containment model is still being used today. Nationally, research on best practice sex offender treatment has been looking at expanding the containment model to take into consideration early childhood experiences and as such, looking at compassion-based approaches. Think, "hurt people hurt people". In our program, sex offenders are encouraged to take accountability for the sexual offense, as the containment model dictates, while factors such as mental health needs or problems relating to a prior history of childhood physical or sexual abuse, are referred to the mental health section of PSD's Healthcare Division. We also recommended inmates seek trauma treatment after incarceration.

Aftercare SOTP is offered on Oahu at the Oahu Community Correctional Facility and the Women's Community Correctional Center, on the Big Island at the Hawaii Community Correctional Center, and at both the Maui Community Correctional Center and the Kauai Community Correctional Center.

Contrary to popular belief, sex offenders as a group, has one of the lowest recidivism rates. Most sex offenders do not commit a new sex offense. Most sex offenders who return to prison, return on work furlough or parole violations, rather than new sex offenses. Among the more than 3500 SOTP files collected over thirty years, only 2.19% percent are repeat sex offenders. In the program sex offenders are required to take accountability to receive a program completion. This fiscal year, 29 percent of inmates classified as sex offenders participated in the pro-



Sex Offender Treatment Services

gram, up from twenty-two percent. Ten percent of sex offenders already enrolled, completed the program. We know that about ten percent of those who complete the program will recidivate with a new sex offense in the next five years. After that, the rate declines further. During fiscal year 2023, no sex offenders who previously completed the sex offender treatment program returned to prison for a new sex crime or new non-sexual offense.



Volunteer/Religious Services



Volunteer Services is part of the Corrections Program Services branch that creates correctional policies and procedures that facilities use to train and supervise Volunteers and Contract Staff from various fields and expertise. Since they offer different levels of experience, our inmates are given the opportunity to have an all-inclusive learning environment. The collaboration of Volunteers and Contractors is the backbone of the Department in meeting the educational, socio-economic, religious traditions and backgrounds, and behavioral treatment of inmates. Volunteers have been the main suppliers of additional resources, enhancement of inmate programs and services, and donor of material goods. They play a major role in community transition of inmates and continuum efforts in helping become law-abiding citizens.

Our Volunteers are from diverse backgrounds providing a large selection of programs, topics, and reentry services. Approximately 75% of volunteers are affiliated with faith-based institutions and are from a variety of religions, denominations, and belief systems to accommodate the choice of inmates. Our 12-Step Programs, Narcotics and Alcoholics Anonymous, continue to assist inmates with their recovery from drugs and alcohol. Education facilitators and instructors assist inmates in learning skills such as anger/stress management, computer literacy, creative writing, cognitive skills, life skills, G.E.D. preparation, Hawaiian history and language, public speaking and communications, business management, aquaponics and hydroponics, farming, food service, parenting, mentoring, preventing domestic violence, quilting, blue collar trade certifications, etc. In turn, former inmates are given the opportunity to give back by becoming volunteers under the supervision of approved organizations.

Correctional Facilities are also practicum sites for senior college and post-graduate students who need to gain specialized or general experience in fields such as sex offender treatment, substance abuse treatment, mental health treatment, medical, nursing, as well as social work and case management. In addition, the Department provides valuable work experience for those in various employment training programs. In the past, the Department has hired some of these people, but most find jobs elsewhere upon completing their work experience.

Volunteers help to establish a pro-social support system and provide connections on the outside. The main vehicle and coordinator of community resource consortiums that collaborate on behalf of inmates' progression for successful community release is the Transforming Lives organization. These meetings bring together transitional houses, treatment programs, facility case managers, ISC, HPA, education institutions, and like organizations to see how they can join forces to enhance inmates' successful reentry. In addition, job fairs and Reentry classes are held throughout the year at the different Oahu facilities to prepare work furlough inmates, parolees, and sentenced probationers for their transition back in the community. These connections are vitally important as support networks are one of the keys to reducing recidivism.

Participation in the re-integration process helps inmates gain the strengths and skills to successfully manage problems they will face as they return to the community. On this note, another benefit of vol-

Volunteer/Religious Services

unteers in the facilities is they assist in reducing stress experienced by both inmates and staff by engaging the offenders in pro-social activities, healthy discussions, and fellowship. Reducing stress curtails violence within the facilities.

Approximately 175 Volunteers and Contractors were trained during FY 2023. Despite the obstacles deterring volunteers from providing services as scheduled, such as lockdowns, the Department continued to receive generous donations of approximately \$70,000 worth of religious materials and program supplies from the community. It should be noted that these items are shared among the general population and not just for religious purposes. During this period eight (8) chaplains, four (4) assistant chaplains, and about 500 volunteers at facilities statewide had a combined total of approximately 25,000 hours of volunteer service. Estimates of volunteer value per hour range between \$18 - \$22. (<http://www.handsonnetwork.org/tools/volunteercalculator>, [http://www.independentsector.org/volunteer time](http://www.independentsector.org/volunteer-time)). Having said that, the total value is substantial.

Volunteers continued to coordinate and monitor the videophone visits held at local churches statewide every month at no expense to inmates or their families. Videophone links provide an opportunity for out-of-state inmates to overcome distance barriers and visit with their family members. This fiscal year approximately 442 inmates were serviced via videophone. The number has been at its lowest since the use of computer tablets were introduced as an alternative way to communicate with families. In the meantime, Chaplains and Assistant Chaplains at each facility site are major assets in running religious programs and activities, facilitating classes and are always available for one-on-one counseling when needed. During facility lockdown, the inmates busied themselves by watching religious movies, listened to sermons on CDs, and received printouts prepared by various churches. In addition, bibles and other reading materials were readily available upon request.

Our Chaplains continued to work hard in facilitating faith-based recovery and domestic violence programs in their respective facilities. OCCC Chaplain Barbara Gatewood, (Transforming Lives), in collaboration with Waikiki Health and IHS volunteers and other like organizations were key instruments in staging Social Services events where qualified inmates are guided through the process of obtaining person ID replacement, social security card, Snap, medical/housing/clothing and employment referrals, bus passes and other necessities to ease their return to the community and to reunite with their family. Over 500 inmates (parole, maxed out, furlough and jail population) from the Oahu facilities were processed during this fiscal year.

The heroes of the facility, the Staff, were not forgotten. In addition to 1100 OCCC inmates receiving donated Christmas goodie bags, 400 facility Staff and ACOs were also presented with a Christmas goodie bag to end the year 2022.

OCCC Prayer Walk was initiated by Chaplain Gatewood where local prison ministry churches, staff and ACOs come together once a month to bless and pray for the facility. Transforming Lives also founded Community Sober Support, a 12 Steps meeting for inmates. It collaborated with eight (8) other prison ministry churches host-



Volunteer/Religious Services

ing the meetings on a rotational basis. Each meeting always concludes with a fellowship dinner provided by the host church.

Another community effort to connect incarcerated parents with their children is the Angel Tree program, a project sponsored by Prison Fellowship who provide and distribute Christmas gifts. The program runs every holiday season to provide Christmas gifts for keiki and kupuna and provide support to families in need throughout the year. In years past, Camp Agape, sponsored by Camp Agape Hawaii, held annual four-day event filled with an intentional series of activities and events that facilitate the sharing the Gospel of Jesus Christ through love, trust, forgiveness, and hope. It is catered to the children of inmates at no cost to their respective families on all islands. Many of the volunteers for this event were former and current inmates who helped prepare hundreds of meals four times a day for four days. We hope to resume this fun-filled event this coming year.

Prior to the pandemic, under the supervision of KCCC Chaplain Clayton Sui, selected inmates were allowed to leave facility to serve the community by participating in various projects with the local churches on Kauai and helped widows and elderly folks with yardwork and other home maintenance.

The Women's Community Correctional Center has a faith-based program called Total Life Recovery (TLR). This program is completely run by volunteers under the supervision of Chaplain Tammy Turcios. During this period the eight (8) TLR volunteers donated service of 1556 hours to 312 women inmates. The main manual for the program is the Genesis Process, which is a cognitive based approach. The Genesis Process is an evidence-based program, which is gender specific. The program is very intensive and takes approximately 12 to 18 months to complete.

Fun events continue to happen at WCCC. Chaplain Turcios worked hard at keeping the women focused on their recovery by providing inmate led activities. This year there were two (2) big outdoor movie nights, three (3) large outdoor religious services, and a Hanafuda card event. The women were also involved in coordinating the ACO appreciation day, Corrections week event and pinning of ACOs.

The year ahead will continue to see the Volunteer Services Office responding to inmates' spiritual, social, and educational needs by providing services that help offenders cope with the institutional environment. We hope to recruit and provide more program opportunities to establish pro-social support system networks which will help to reduce recidivism. Furthermore, we anticipate more collaborative efforts from the community organizations to integrate their resources for the benefit of the offenders reuniting back with their families and communities.

VolinCor Resource Day:



Volunteer/Religious Services

WCF Job Fair:



Transforming Lives Consortium:




Health Care Division



The Health Care Division (HCD) is committed to improving the quality of correctional health services by striving for compliance with the recommended standards of the American Correctional Association (ACA) and the National Commission on Correctional Health Care (NCCHC) for the proper management of correctional health services delivery systems. The HCD administers the delivery of medical, mental health, dental and other specialty services at all correctional facilities and centers statewide through three Branches: Medical, Clinical Services, and Mental Health. Under the direction and clinical supervision of the Corrections Medical Director, the Medical Branch provides medical and psychiatric diagnostic services, medication management and treatment through a staff of physicians, psychiatrists, and advanced practice registered nurses. As the Division's largest branch, Clinical Services provides a range of clinically required nursing, dental, and specialty care through professional registered nurses, licensed practical nurses, para-medical assistants, dentists, dental hygienists, dental assistants, and health information personnel. The Mental Health Branch provides a variety of mental health services for individuals with serious mental health needs in outpatient, residential, and acute care settings through HCD staff including clinical psychologists, nurses, social workers, human services professionals, corrections recreational therapists, and para-medical assistants.

State of Hawaii
Department of Public Safety



PANDEMIC RESPONSE PLAN
COVID-19



Working in collaboration with facility administration, security, offender services, residency, case management, and other correctional staff, HCD personnel provide necessary and legally-mandated health care services for all offenders with serious health care needs. At the Halawa Correctional Facility, Women's Community Correctional Center, and Oahu Community Correctional Center, on-site health care services are operational 24 hours per day, seven days a week. On-site health care services are provided at a minimum of eight and up to sixteen hours a day, seven days a week, at the Waiawa Correctional Facility, Ku-

lani Correctional Facility, and neighbor-island correctional centers on Hawaii, Maui, and Kauai. After-hours medical and psychiatric care is available through on-call provider services. Additional specialty health care is afforded through in-reach programs and off-site referrals to local community providers, hospitals, and clinics.

The HCD administers a range of health care programs and services at correctional facilities and centers statewide. Examples include the following:

Screening and Identification

Individuals in custody receive three levels of screening for the identification of health care needs. Upon admission to the correctional system, all individuals in custody receive Intake Screening for the identification and immediate referral of urgent health care needs. Individuals in custody also receive the Initial Health Assessment and the Post-Admission Mental Health Screen within fourteen (14) days of admission to the correctional system. Individuals in custody identified as having a serious medical or mental health need are referred to a Qualified Health Care Professional, Qualified Mental Health Professional, Licensed Health Care Professional, or Licensed Mental Health Professional for further evaluation and/or intervention.

Clinical Preventive Program

Individuals in custody receive clinical preventive services as medically-indicated. Clinical preventive services include health assessments (e.g., physical examination), screening and other preventive services (e.g., mammograms, colorectal screening, prostate screening, Pap smears), and screening and testing for communicable diseases (e.g., tuberculosis, HIV, sexually transmitted diseases, hepatitis, SARS-CoV-2, and monkeypox). Immunizations are administered as clinically indicated for the following: diphtheria-tetanus-pertussis (Tdap), hepatitis A & B, influenza, measles/mumps/rubella (MMR), pneumovax, and varicella. The COVID-19 vaccine is offered upon admission to a correctional facility and available throughout the period of incarceration during regularly scheduled facility vaccination clinics.

Sick-Call Program

At any point during incarceration, all individuals in custody may submit non-emergency health care requests for medical, dental, or mental health services. Non-emergency health care requests are reviewed and prioritized daily by qualified health care professionals. A face-to-face clinical encounter for a non-emergency health care request is conducted by a qualified health care professional or qualified mental health professional within 24 hours of receipt by HCD staff.



Chronic Care Program

Individuals in custody with chronic disease, significant health conditions, and disabilities receive ongoing multidisciplinary care aligned with evidence-based standards. Clinical protocols, consistent with national clinical practice guidelines, for the identification and management of chronic diseases or other special needs are administered for asthma, diabetes, HIV, hyperlipidemia, hypertension, mood disorders, and psychotic disorders.

Infirmiry Care

Infirmiry-level care is provided to individuals in custody with an illness or diagnosis that requires daily monitoring, medication, therapy, or assistance with activities of daily living at a level needing skilled nursing intervention. The HCD operates 24-hour medical and psychiatric infirmaries at the Halawa Correctional Facility, Women's Community Correctional Center, and Oahu Com-

Health Care Division

munity Correctional Center.

Terminally Ill Care

The HCD provides Hospice Services and the Medical Release Program to address the needs of terminally ill individuals in custody. Hospice is medical care and support services aimed at providing comfort, including adequate pain management. Treatment is focused on symptom control and quality-of-life issues rather than attempting to cure medical conditions. The Medical Release Program involves the release of an individual in custody before the

end of the individual's sentence based on the presence of a terminal condition, debilitating disease or illness, and prognosis. In coordination with the Hawaii Paroling Authority, DHS Med-QUEST Division, re-entry coordination office, and community agencies/volunteers, the HCD recommends individuals in custody who meet criteria for the Medical Release Program.



Suicide Prevention Program

The Department of Public Safety administers a comprehensive and multifaceted team approach to the Suicide Prevention Program, which includes the following components: training, identification, referral, evaluation, treatment, housing, monitoring, communication, intervention, notification, reporting, review, and postvention.

Discharge Planning

The HCD provides discharge planning services for individuals in custody who have serious medical and mental health needs. The specific type of community linkage varies depending on the medical and/or mental health needs of the individual in custody. The process to assure continuity of medical care often involves coordination of services with community Providers (including specialists), Medicare/MedQuest, re-entry coordination office, the individual's family/friend and the receiving community facility (e.g., hospital, nursing home, care home). Since June 2018, the HCD and the Adult Mental Health Division (AMHD) have implemented a system that allows for provisional mental health eligibility for AMHD services to be determined by correctional Providers. AMHD contracted Community-Based Case Managers now initiate services up to three months prior to release from prison. The result has been improved continuity of mental health care between our prisons and the community.

Student Education Partnership

In partnership with the University of Hawaii John A. Burns School of Medicine (JABSOM) and the Queen's Health Systems (QHS), the HCD provides an opportunity for JABSOM residents to complete clinical rotations in psychiatry at the Oahu Community Correctional Center.

Through an ongoing agreement with the Western Interstate Commission for Higher Education (WICHE), the HCD offers American Psychological Association Accredited Clinical Psychology Internship positions at the Oahu Community Correctional Center with preference to Hawaii residents or individuals who intend to practice in Hawaii. The HCD also offers Post-Doctoral Clinical Psychology fellowships through the WICHE program.

The HCD serves as a Practicum Training Site for the Hawaii School of Professional Psychology at Chaminade University of Honolulu (formerly Argosy University, Hawaii). Licensed Clinical Psychologists provide on-site supervision and training for diagnostic, intervention, and advanced practicum clinical psychology graduate students.

The HCD offers nursing students from Chaminade University of Honolulu and Hawaii Pacific Uni-

versity the opportunity to gain clinical experience in a correctional setting by working with a Registered Nurse at the Halawa Correctional Facility, Waiawa Correctional Facility, and Women's Community Correctional Center.

DIVISION HIGHLIGHTS

In January 2019, the HCD initiated a needs assessment of the division in relation to current operations and national standards/trends. The findings suggested a need to reorganize the structure of the division in order to optimize the efficiency and effectiveness of health care delivery. In March 2019, the HCD started a collaborative multi-step process to modify and improve the organizational structure of the division. HCD quality improvement efforts are ongoing as reflected in the division highlights and goals below.

Hepatitis-C Opt-Out Screening Program

Hepatitis C infection disproportionately affects individuals in correctional institutions. Approximately 30% of all individuals with Hepatitis C infection in the United States reside in a correctional institution for at least part of the year. Incarcerated individuals who are released untreated and infected with Hepatitis C may contribute to the spread of the virus in the community due to unawareness of infection status and little or no community health care contact. In an effort to more accurately identify prevalence rates of Hepatitis C in Hawaii's prisons and jails and to improve continuity of care between corrections and the community, the HCD has been working in collaboration with the Hawaii Department of Health, Hawaii Health and Harm Reduction Center, Kumukahi Health + Wellness, Malama Pono Health Services, and Maui Aids Foundation to establish and maintain the Hepatitis C Opt-Out Screening Program for incarcerated individuals.



Medical Release

The HCD has been working collaboratively and effectively with the Hawaii Paroling Authority on the release of incarcerated individuals who meet criteria for medical release. One particularly challenging area to the medical release process involved incapacitated inmates who have no family or no loved ones willing to accept responsibility for care in the community. In collaboration with the Family Law Division and the Office of the Public Guardian, the HCD established a process to obtain guardianship for incapacitated inmates upon release to the community. Another barrier to the medical release process has been the availability of appropriate community placement. The HCD executed a reorganization to create medical discharge planner positions in order to expand on the development of long-term relations with potential housing partners in the community.

Medication for Opioid Use Disorder

At the National level, there has been increased interest in Medication for Opioid Use Disorder (MOUD) within correctional environments. The Kauai Community Correctional Center (KCCC) MOUD pilot project was initiated in 2019 to allow PSD the opportunity to identify barriers and successes for MOUD implementation on a small population with very limited resources. PSD also partnered with Alkermes to initiate the project using injectable naltrexone. In 2020, HCD Providers completed the DEA X-Waiver training to allow for the prescription of buprenorphine in the treatment of Opioid Use Disorders. In 2021, KCCC medical and mental health staff participated in a Justice Community Opioid Innovation Network (JCOIN) study with Dr. Graham Chelius and Dr. Kelley Wither (Rural Health Association). In 2022, HCCC medical and mental health staff participated in a

Health Care Division

JCOIN study. In August 2022, all correctional facilities expanded MOUD services beyond Vivitrol and the limited use of Methadone to include buprenorphine and Sublocade.

DIVISION GOALS

Over the next three years, division goals include:

- Maintain and enhance community partnerships for the purpose of improving continuity of care with other departments, community agencies, providers, and volunteers.
- Require all Clinical Services Administrators, Mental Health Administrators, and Physician/Psychiatry Managers to obtain Certified Correctional Health Professional status with NCCHC. CCHP Administrators would subsequently implement educational training on NCCHC standards for health care staff.
- Obtain ACA and NCCHC Health Care Accreditation at 100% of our correctional facilities statewide.
- HCD involvement at the national level through active participation with the National Commission on Correctional Health Care and the American Correctional Association.
- Procure a quality electronic health record system that will meet the data management needs of the HCD to efficiently execute continuous quality improvement and quality assurance programs, while providing the information needed for health care delivery.
- As a hybrid HIPAA entity, provide HCD staff training and certification at all appropriate levels to ensure HIPAA compliance.
- Expand and maintain the statewide opt-out screening program for Hepatitis-C and administer medication treatment for Hepatitis-C upon identification of clinical eligibility for treatment.
- Maintain the statewide Medication for Opioid Use Disorder (MOUD) program by providing a comprehensive selection of medication alternatives and community linkage upon release as an additional intervention for substance use disorders and to prevent opioid overdose.
- Provide 24-hour health care coverage at WCF, KCF, and neighbor-island jails.
- Provide weekend and extended mental health coverage at the Halawa Correctional Facility, Women's Community Correctional Center, and neighbor-island jails.
- As part of the Zero Suicide Initiative, encourage all Licensed Clinical Psychologists to obtain Beck Cognitive-Behavior Therapy certification.
- Establish the Dental Services Branch, where all dentists, dental hygienists, and dental assistants will be represented. The initial goal of the Dental Services Branch will be to assess the needs of the dental program in the context of existing services and national standards (e.g., ACA, NCCHC, and American Dental Association), while supporting re-entry and rehabilitation efforts.
- Enhance the discharge planning process for individuals in custody with serious medical needs



Health Care Division

through a program using dedicated social workers or human services professionals who schedule provider appointments, initiate guardianship procedures, and develop constructive relations with local long-term care facilities.

DIVISION CHALLENGES

Since early 2020, the coronavirus disease (COVID-19) has significantly altered the operations of the HCD at all correctional facilities, temporarily forcing a protracted shift in our objectives on improvements to the system of health care delivery. COVID-19 has been highly problematic for correctional facilities nationwide due to the structure of jails and prisons as congregate living facilities. Throughout the pandemic, HCD focused resources on implementation of the PSD Pandemic Response Plan with guidance from the Centers for Disease Control and Prevention, as well as our partners from the Hawaii Department of Health.

Aside from the omnipotence of COVID-19 during the pandemic, the foremost challenge facing the HCD is the ability to manage the constant and unexpected demand for health care services in our jails and prisons, despite the existence of limited resources. The complexity of the problem is compounded by increasing costs of medical, diagnostic, and pharmaceutical services that occur in conjunction with the continuing evolution of correctional standards for health care and the ongoing presence of an aging inmate population. The HCD is also caring for an inmate population whose lifestyle choices, while in the community, have many times led to the development of serious chronic illnesses or diseases that are often neglected or undiagnosed until incarceration.

The existing electronic health record system is the leading challenge for the HCD. The current system is limited in the ability to provide useful information for the public health response to the coronavirus pandemic. The current system also lacks the capability to integrate with pharmacy software, which necessitates a dual order system that inefficiently expends valuable staffing resources. The HCD intends to procure an alternative electronic health record system that will meet our anticipated, future needs.



Correctional Industries Division



Hawaii Correctional Industries (HCI) is a division of the Department of Corrections and Rehabilitation (DCR), that offers vocational rehabilitation opportunities to all able-bodied inmate participants, equipping them with real-world work skills they can leverage for gainful employment upon reentry into society. HCI's focus lies in the sphere of reentry, with the goal of empowering inmate participants, enhancing public safety and reducing recidivism.

HCI operates as a self-sustaining vocational rehabilitation program as mandated by statute and represents an innovative fusion of business and government, leveraging private industry approaches to deliver a public service. Our operations are sustained through sales to various entities, including state agencies, county, and local governments, as well as non-profit organizations. This unique approach allows vocational rehabilitation opportunities to play a crucial role in maintaining a secure and efficient correctional system. It reduces idleness, alleviates anxiety, and provides inmates with a chance to engage in productive activities.

Inmate participants acquire valuable technical skills, soft skills, work experience, and vocational training while producing and providing cost-competitive products and services. They earn wages that empower them to pay their court-ordered financial obligations, victim restitution, a portion of their incarceration costs, and establish a mandatory savings account.

HCI's vocational rehabilitation programs currently operates out of 5 correctional facilities offering a variety of products and services (supported by SPO - Procurement Circular No. 2006-04, Amendment 4):

Waiawa Correctional Facility: DOT Landscaping and Highway Maintenance Partnership, Deep Clean - Disinfection Services; Modular Office Furniture - Reconfiguration and Installation, HEPA air filtration systems and servicing; light construction; painting; moving services

Halawa Correctional Facility: Warehouse and Fulfillment Center; PSD Centralized Canteen; Institutional mattresses and pillow manufacturing

Kulani Correctional Facility: DOT Landscaping and Highway Maintenance Partnership

Women's Community Correctional Center: Sewing - ACO Uniforms, DOT Landscaping and Highway Maintenance Partnership, Deep Clean - Disinfection Services; Modular Office Furniture – Reconfiguration and Installation, HEPA air filtration systems and servicing; light construction; painting; moving services

Hawaii Community Correctional Center: DOT Landscaping and Highway Maintenance Partnership

Technical skills gained include inventory management, production work, sewing, laundry, janitorial, ground maintenance, small engine maintenance and repair, quality control, furniture installations, forklift operation, and data entry.

Correctional Industries Division

Soft skills gained include critical thinking, problem solving, social interactions in community settings, accepting feedback, positive work ethic, self-motivation, time management, good communication, and teamwork.



HCI envisions its future success as an outcome of a collaborative and strategic effort that involves Hawaii Correctional Industries, the Health Care Division, the Corrections Program Services Division, the Corrections Division, and the Reentry Coordination Office. The strength of this endeavor does not solely rest on each division's initiatives but on the partnerships formed with like-minded goals and a shared focus on achieving positive outcomes.

Law Enforcement Division



Jordan Lowe
Deputy Director for Law Enforcement
July 2022—December 2022



William Oku
Deputy Director for Law Enforcement
Dec 2022—June 2023

The Law Enforcement Division is comprised of the Sheriff Division and the Narcotics Enforcement Division.

The Sheriff Division (SD) is the primary statewide law enforcement entity, and its mission is to provide a safe and secure environment for all persons and property through established patrol areas including the Honolulu Civic Center area, the Honolulu International Airport, and the neighbor-islands. The Sheriff Division supports the Judiciary by conducting cellblock operations, response to calls for assistance, and the transport of high-risk offenders. The Sheriff Division is the chief law enforcement agency tasked with fugitive apprehension in the State and employs a special operations unit that is very capable in this arena. SD is further directed to conduct felony and misdemeanor investigations; and to coordinate with other federal, state and county law enforcement agencies in joint enforcement operations. SD is additionally tasked to assess emergency management needs, develop plans, and coordinate efforts through entities such as the State Law Enforcement Coalition to assist in major terrorist or natural disasters. The Sheriff Division is committed to providing personnel and resources in support of the State Civil Defense for homeland security threats to the State.

The Narcotics Enforcement Division (NED) serves and protects the public by enforcing laws relating to controlled substances and regulated chemicals. They are responsible for the registration and control of the manufacture, distribution, prescription, and dispensing of controlled substances and precursor or essential chemicals within the State. NED also investigates all drug offenses initiated in correctional facilities, and other State facilities. NED assists other PSD Law Enforcement agencies with criminal narcotics investigative support as well as provides forensic drug analysis for Federal, State and County law enforcement agencies upon request.

Sheriff Division



SHERIFF DIVISION ADMINISTRATION



SHERIFF
William Oku Jr.
Dec 2020-Dec 2022



SHERIFF
Lanikoa K. Dobrowolsky
Dec 2022-Jan 2023



SHERIFF
Mark Hanohano
Jan 2023-Jun 2023

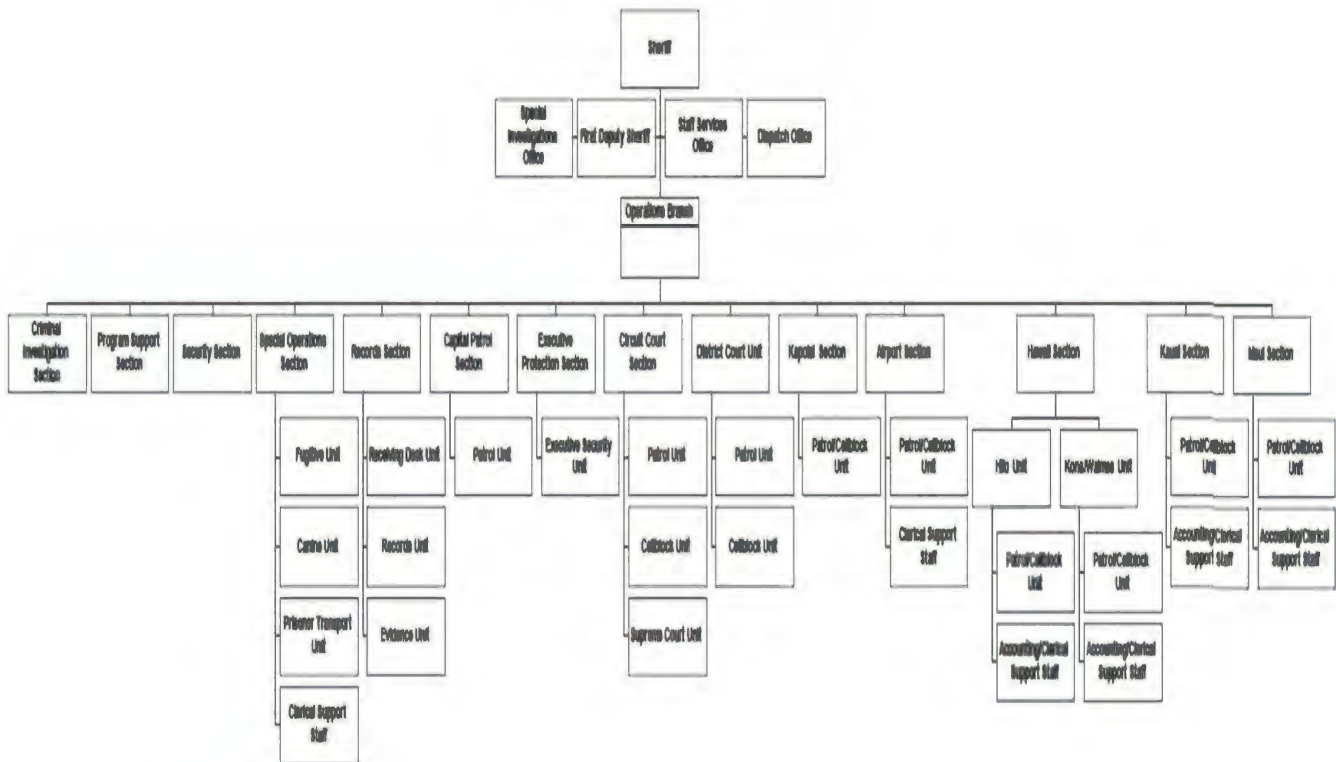
FIRST DEPUTY
Lanikoa K. Dobrowolsky

Sheriff Division

STATE OF HAWAII
 DEPARTMENT OF PUBLIC SAFETY
 OFFICE OF THE DEPUTY DIRECTOR FOR LAW ENFORCEMENT
 SHERIFF DIVISION
 OPERATIONS BRANCH

SHERIFF

ORGANIZATION CHART



Sheriff Division



SHERIFF DIVISION HISTORY



On April 27, 1846, an Act to Organize the Executive Departments of the Government was approved by King Kamehameha III. This Act established various Executive Judicial Officers. The Marshal of the Kingdom of Hawaii was the highest-ranking officer whose primary responsibilities were to nominate the Sheriffs and to direct and supervise them in the performance of their duties. The Act specified that the marshal shall recommend a sheriff for each of the islands of Oahu, Hawaii, Maui, and Kauai and that the governors of each island would approve and appoint these sheriffs. These sheriffs would have supervisory

control and direction of the constables appointed for their respective islands.

The modern State of Hawaii Sheriff Division traces its establishment to 1846. As the Kingdom, Territory, and Statehood progressed, so has the title "Sheriff".

Today, Sheriff Deputies are involved at various stages of the criminal justice system. At the initial stage, they provide law enforcement services to areas within State jurisdiction and respond to calls for service and provide assistance to the public. When necessary, deputies arrest offenders, and book and process persons entering the system. At the various sheriff cellblocks, deputies secure, escort and transport those detainees. They also escort, secure and transport juvenile and adult inmates to inter-island and intrastate destinations for court appearances.

Deputy Sheriffs patrol areas within their jurisdiction and support other federal, state and county law enforcement as requested. Deputies serve the public by preserving the peace, protecting the rights of the people and State property, investigating, detecting, and arresting offenders, preventing crime through patrol presence and education, and enforcing laws and ordinances.

Deputy Sheriffs conduct felony and misdemeanor investigations, including interviewing victims, complainants, witnesses; gathering physical evidence; submitting written reports for criminal prosecution; coordinate with external agencies such as County Prosecutors, Attorney General, County Police Departments, and the Judiciary to facilitate all necessary documentation for successful prosecution. Deputy Sheriffs promote the safe and efficient movement of traffic on public roadways through traffic management and enforcement of traffic laws, including investigations of traffic collisions, enforcement of statewide intoxicated-influenced driving laws, and issuance of citations for moving and parking violations. In July 2022, Act 278 was signed into law signaling that the evolution of the Sheriff's will continue to evolve.



Sheriff Solo Bike Detail circa 1920

Sheriff Division



SHERIFF DIVISION NOTABLE EVENTS

BURIAL OF OUR PRINCESS - Very shortly after her passing, it was announced that Princess Abigail Kawananakoa made it her wishes that members of the Sheriff's Division manage and perform as her honor guard during her funeral. Chief Deputy Dobrowolsky selected deputies from throughout the Sheriff Division as well as from the Department of Land and Natural Resources, and the Honolulu Police Department to represent their agencies and the people of Hawai'i. It was said that Princess Kawananakoa requested deputies to lay her to rest because of the connection between the crown and the Sheriff's Division. Participation in this culturally significant event was a great honor and the men and women who represented the Sheriff Division did so in a honorable and respectful manner. Chief Deputy Dobrowolsky led the honor guard and issued the drill and ceremony commands in Olelo Hawai'i. All members of the honor guard practiced countless hours to refine the movements and ensure respectful handling of the Princess's remains. As was captured in photographs during the funeral of our last ruling monarch, Queen Lili'uokalani in 1917, Sheriff Deputies were again given a unique and unforgettable honor to participate in the funeral of Hawai'i's last recognized member of the royal family; Princess Abigail Kinoiki Kekaulike Kawananakoa.



Sheriff Division



SHERIFF DIVISION NOTABLE EVENTS

BEST DRESSED LAW ENFORCEMENT AGENCY AWARD

In April 2023, The Sheriff Division was notified by the Network Association of Uniform Manufacturers and Distributors (NAUMD) that they had been selected as the Best Dressed Law Enforcement Agency (Sheriff Department Category) in the nation for 2023.

This honor lent credibility to the previous years effort to select and outfit the Sheriff's Division in a new and modern uniform that was professional, traditional in appearance, and made use of performance based fabrics. The award makes the State Sheriff's the first law enforcement agency in Hawai'i to be recognized nationally as the best dressed agency. The men and women of the Sheriff Division are humbled by the award and wish to thank the members of the NAUMD who voted them as best dressed.

A law enforcement agency's uniform is a symbol that binds us as a collective and it must be recognizable to the public that they serve. During the decision phases of this transition, the Sheriff leadership felt it was important to honor the various agencies that have come together over time to form the modern Sheriff Division. The choices made in the colors and items selected were in part representative of the origins of the Sheriff's under King Kamehameha III in 1846.





SHERIFF DIVISION SECTION DESCRIPTIONS

ADMINISTRATIVE SUPPORT SECTIONS

The Clerical Support Staff provides clerical services, maintains correspondence and technical files and records, and provides typing, filing and other clerical duties as required. This unit provides operational and administrative clerical support and other related duties for the section. They also provide support services for the Division's operations, programs, services and assists the Sheriff in managing the Division's resources.

SPECIAL OPERATIONS SECTION

Deputies assigned to the special operations section (SOS) conduct a wide range of functions including fugitive apprehension investigations requiring the tracking, locating, and arrest offenders wanted on felony warrants or escapees. The special operations section also executes search warrants for agencies requesting assistance and maintains the only statewide canine unit with explosive detection and narcotic detection capabilities. Additionally, the special operations section enforces court orders such as writs of possession and maintains the State of Hawaii's DHS Tier III capable tactical response within the Rapid Enforcement and Counter Terrorism Team (REACT). As ordered, SOS deputies perform the air transport and escort of all high-risk offenders throughout the State of Hawaii and the mainland in accordance with guidelines, Federal Regulations, Title 14, FAA guidelines, State laws, rules and regulations. Special Operations deputies are also responsible for general law enforcement activities in the delivery of the services under this unit, including criminal arrests, investigations, submitting written criminal reports, assisting in subsequent prosecution, traffic enforcement, and any other state or city law enforcement provision.



Sheriff Division



SHERIFF DIVISION SECTION DESCRIPTIONS

COMMUNICATIONS UNIT

Sheriff Division dispatch functions as a centralized communications control center utilizing an Internet Protocol based dispatch console to dispatch, coordinate, monitor and provide operational assistance to sheriff units while on patrol or when responding to and dealing with complaints, disturbances, reports of crime, emergencies, natural disasters or any other requests for sheriff assistance.



Sheriff Division dispatchers screen radio, telephone and verbal emergency and non-emergency requests for assistance; elicits pertinent situation information and relays the information clearly, concisely and accurately to ensure timely responses by sheriff units. Follows up to confirm receipt and understanding, if no response is received. Dispatchers make priority decisions when multiple requests for assistance are received and coordinates response of other elements of the division and other agencies as required.

EXECUTIVE PROTECTION UNIT

The Executive Protection Unit is responsible for providing personal protective services to key State officials and other dignitaries as directed by the Director of Public Safety. The deputies assigned to this unit primarily provide around the clock protection to our Governor and the Lieutenant Governor and their families. Often, these deputies must travel inter-island, nationally, and occasionally internationally in support of their operations but regardless of their location, the deputies are expected to perform their protection duties effectively and professionally to ensure the safety of our elected officials.



Deputies and supervisors assigned to this unit are highly trained and specialize in close-in protection, threat assessments, and advance reconnaissance. Due to the nature of this assignment, deputies often work with members of the U.S Secret Service, the U.S. State Department, and various law enforcement agencies at the local and international levels.

Sheriff Division



SHERIFF DIVISION SECTION DESCRIPTIONS

CENTRAL PATROL SECTION

This Section protects the rights of persons and property statewide, with a particular focus for law enforcement including but not limited to the Civic Center Complex, Judiciary system, the State Capitol, and Washington Place. Patrol deputies respond to calls for assistance through either county 911 or Sheriff Dispatch, investigates and detects crime and arrests criminal offenders. Enforces and prevents criminal violations of state laws and city ordinances. Patrol deputies are responsible for general law enforcement activities in the preservation of peace including felony and misdemeanor investigations, submitting written criminal reports, assisting in subsequent prosecution, testifying under oath, traffic enforcement and traffic accident investigations.

AIRPORT PATROL SECTION

The current Memorandum of Agreement with the Department of Transportation – Airports (DOT-A) specifies that the Department of Public Safety (PSD) agree to assign Deputy Sheriff personnel to provide law enforcement duties at the Daniel K. Inouye International Airport including the surrounding areas of the Department of Transportation – Airports jurisdiction; and the Kalaeloa and Dillingham Airfield.

Airport patrol deputies are responsible for general law enforcement activities. The delivery of the services under this unit includes but are not limited to criminal arrests, misdemeanor investigations, submitting written criminal reports, assisting in subsequent prosecution, traffic enforcement, and any other state or city law enforcement provision. Airport patrol deputies interface and operate with partnering federal agencies such as the Transportation Security Administration (TSA), the Federal Bureau of Investigation (FBI), and Customs and Border Protection (CBP) on a daily basis to secure and protect the Daniel K. Inouye International Airport.



Sheriff Division



SHERIFF DIVISION SECTION DESCRIPTIONS

RECORDS SECTION / RECEIVING DESK

The Records Section acts as the central clearinghouse for the collection, examination, storage, maintenance, distribution and disposal of all official records, documents and reports generated and/or utilized by the division.

The Sheriff Division Receiving Desk is the only State of Hawaii asset which has the ability to receive, book, and process arrests outside of the county police departments. The deputies assigned to the Receiving Desk service all Sheriff Division arrests as well as supporting other state law enforcement agencies process those arrested subsequent to "on-view" charges and/or arrests made by legal documents. It also maintains, stores and distributes official records and documents to criminal justice agencies.

JUDICIAL SERVICE UNITS

These sections provide support to the Judiciary which involve patrol response and cellblock operations. Deputies assigned to the various Judicial Service Units support the neighbor-island court houses, the Honolulu District Court, Honolulu Circuit Court, Kapolei Court Complex, and the Hawaii Supreme Court. Deputies provide cellblock operations managing the tens of thousands of arrestees cycled through the courts annually as well as the inmate population scheduled for court hearings. Judicial services deputies provide threat assessments and personal protection to justices and judges targeted by threats. Judicial service deputies are also responsible for general law enforcement activities in the delivery of the duties, including transporting offenders, criminal arrests, investigations, submitting written criminal reports, assisting in subsequent prosecution, traffic enforcement, and any other state or city law enforcement provision.

Annually, Judicial Service Units take in, house, and process tens of thousands of freshly arrested offenders as well as inmates moving through the criminal justice system.





SHERIFF DIVISION STATISTICAL DATA

Sheriff Division Response to Calls for Service

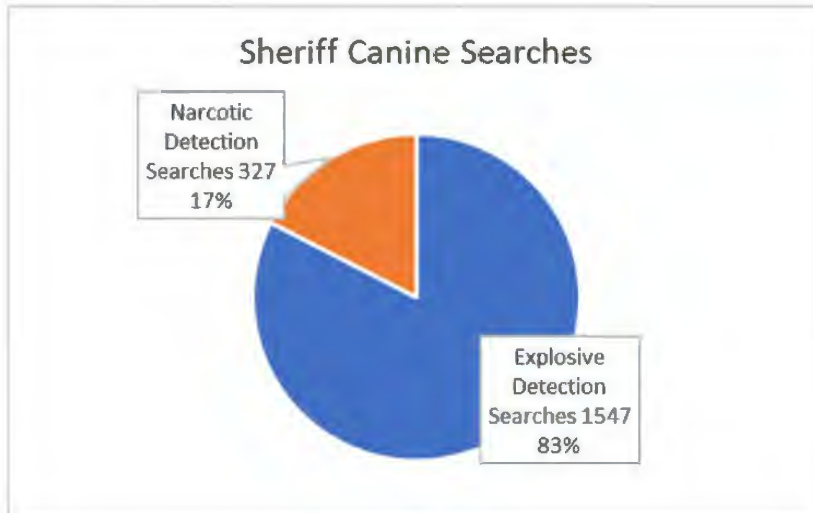
UCR Part 1 Crimes	Service Calls / Cases Made
Forcible Rape	3
Robbery	2
Aggravated Assault	19
Burglary	6
Larceny-Theft	327
Motor Vehicle Theft	11
Arson	5
Forgery	0
Place to Keep Firearms	8
Prohibited Weapons	111
Drug Offenses	114
Escape	10
Extortion	1
Terroristic Threatening	28
	645
UCR Part 2 Crimes	
Other Assaults	76
Sexual Assault	4
Forgery	5
Fraud	2
Stolen Property	1
Criminal Property Damage	53
Driving Under the Influence	27
Disorderly Conduct	23
Family Offenses	15
Weapons	24
Drug Abuse Violations	0
All Other Offenses	8886

* 12,972 Service Calls were generated in FY2023 with a total of 2954 arrests statewide
 * Data retrieved from Sheriff Report Management System



SHERIFF DIVISION STATISTICAL DATA

Sheriff Canine Narcotic and Explosive Detection



**Narcotic Searches resulted in the seizure of :*

253.62 lbs of Methamphetamine

86.5 lbs of Marijuana

12.14lbs of Cocaine

US Currency Seized via Canine Searches \$1,581,300.00

Sheriff Canine is a deployable asset which supports all Federal Agencies and each county police department upon request



Patrol Interdiction Training



On Duty at Honolulu Mara-



On Duty at Kona Ironman Race



SHERIFF DIVISION STATISTICAL DATA

Illegal Firearms Seized

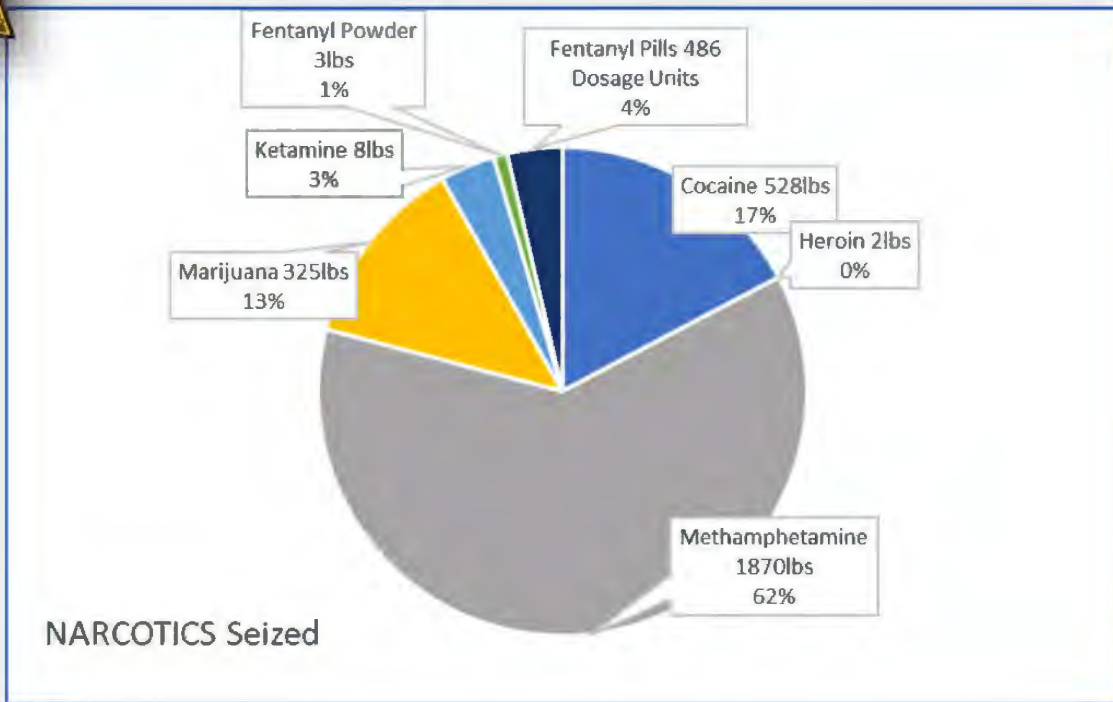
Throughout FY2023, the Sheriff Division has made significant efforts to collaborate with our brother and sister law enforcement agencies at the Federal, State, and County levels to help curb the rise of violent crime. Our efforts concentrated on identifying those in possession of illegal firearms and interdicting those weapons to take them off the streets. Additional attention was placed on those manufacturing or possessing "ghost guns" as well as those possessing illegally converted or owned automatic weapons. The following weapons were seized during Sheriff law enforcement operations:

- 53 Automatic Long Guns / AR-15's and AK-47 variants
- 09 Ghost Long Guns
- 71 Handguns
- 07 Ghost Hand Guns



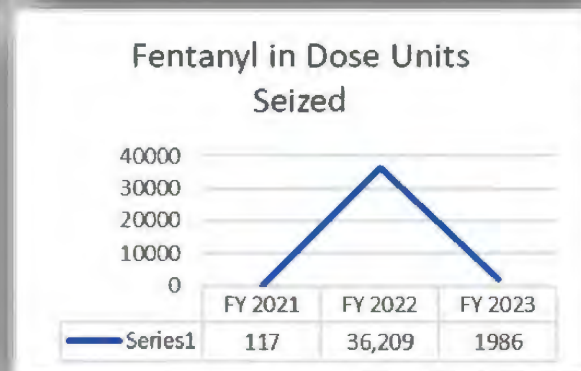
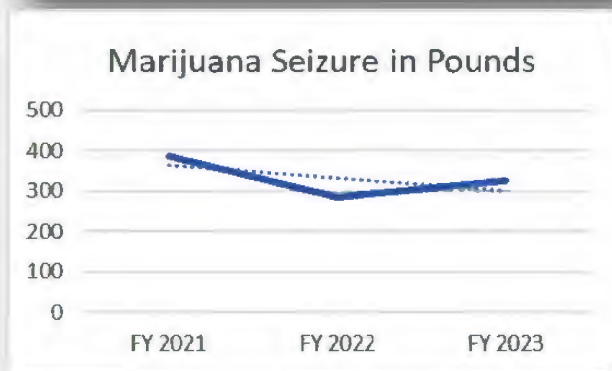
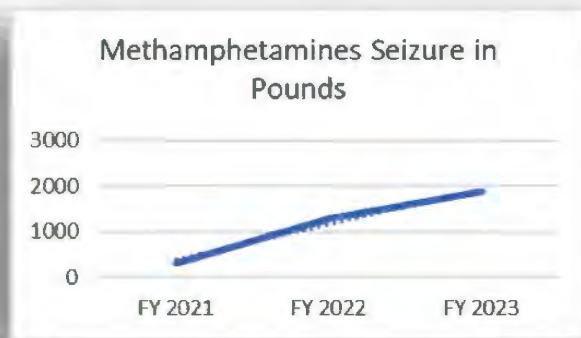
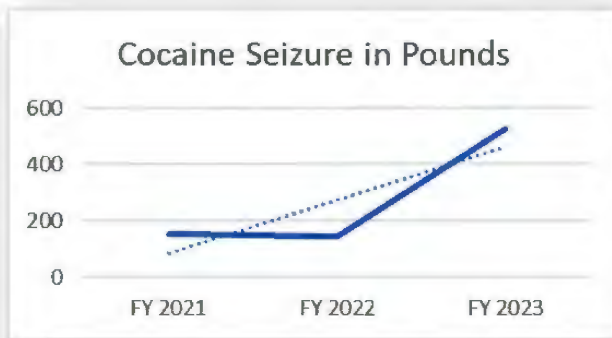


SHERIFF DIVISION STATISTICAL DATA



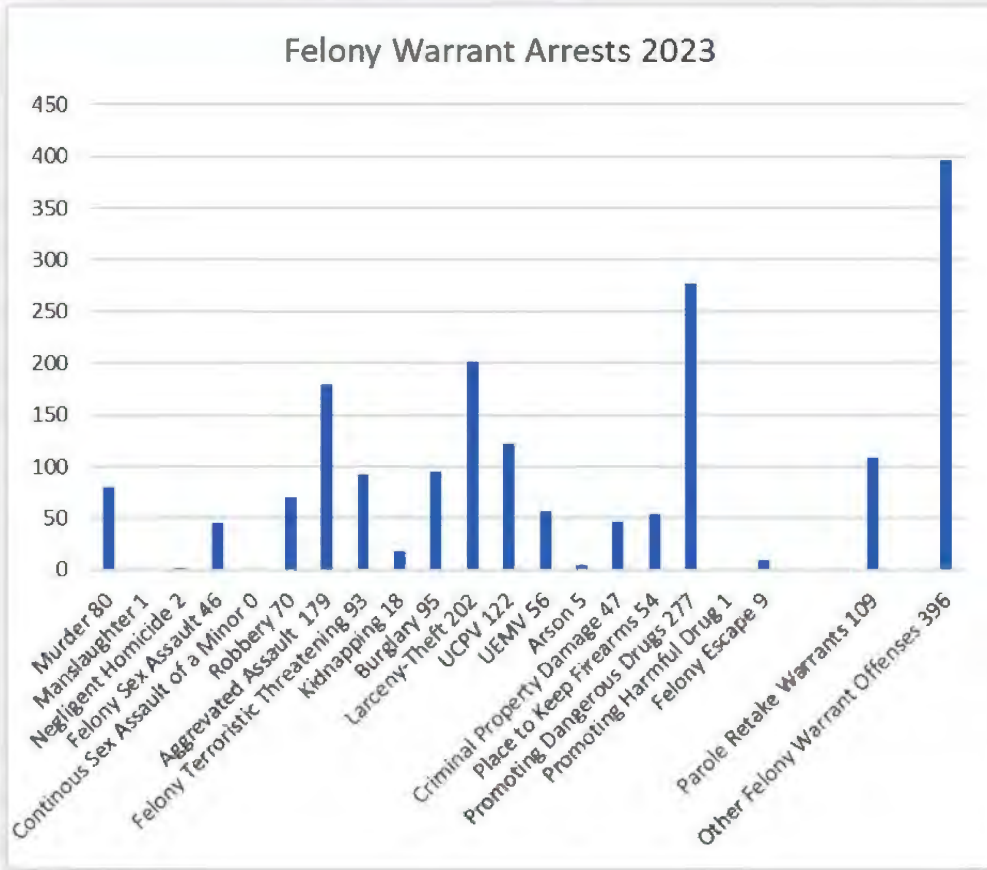
*Over \$26 million in total narcotics street value seized by Sheriffs.
Data provided by HIDTA

Narcotic Trends

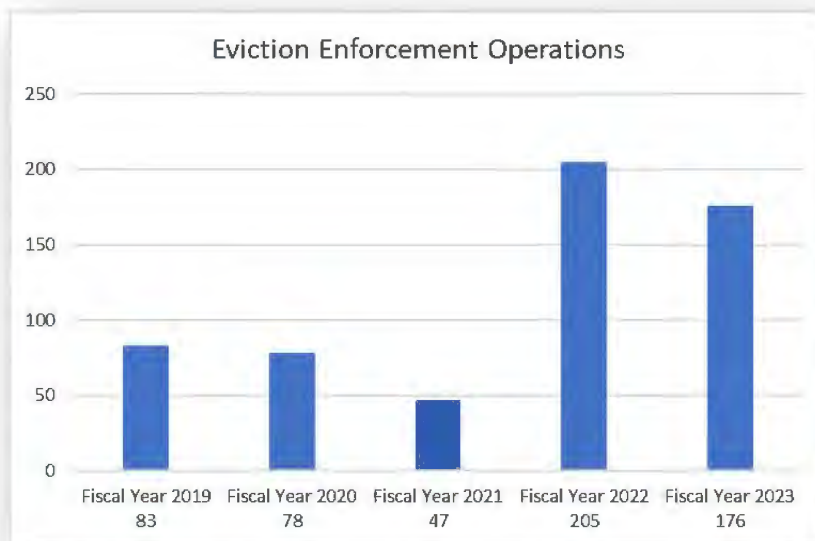




SHERIFF DIVISION STATISTICAL DATA



*1357 total felony warrant arrests.
 *770 total misdemeanor warrant arrests

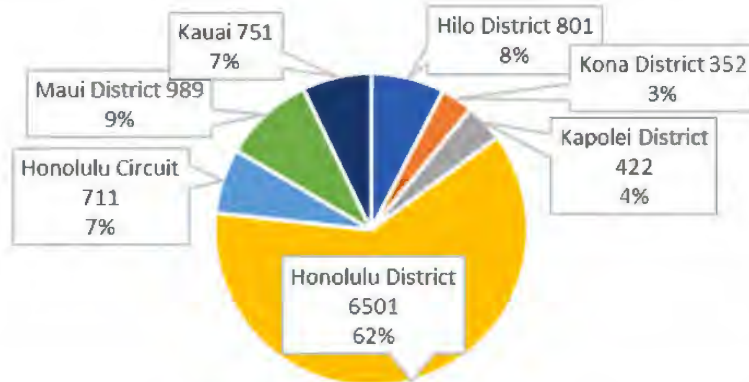
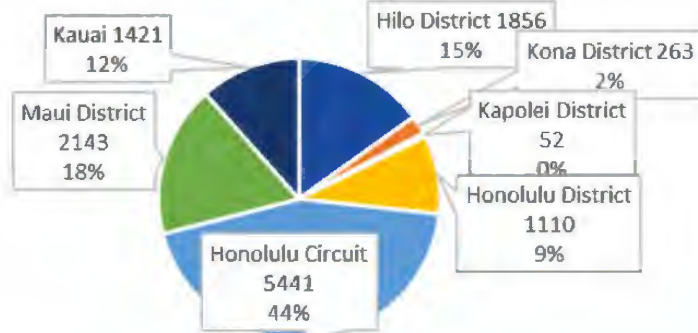




SHERIFF DIVISION STATISTICAL DATA

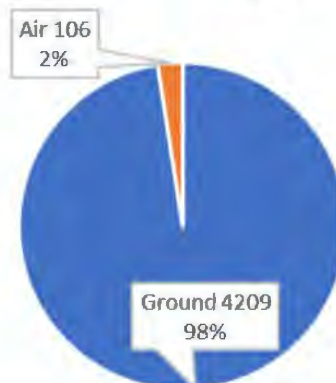
Judicial Services

Correctional Facility Holds



Law Enforcement Holds

Prisoner Transports





SHERIFF DIVISION STATISTICAL DATA

Retirements and Resignations

Throughout the fiscal year of 2023, the Sheriff Division was impacted most directly by the loss of qualified law enforcement personnel and the difficulties in hiring new deputies. These are not areas that we suffer through alone. It's been noted that each law enforcement agency across the nation is having difficulties managing its staffing. Many of the staffing problems we suffer from is due to our deputies leaving the department for other agencies who are recruiting on a consistent basis within Hawai'i and have an easy time offering better wages, benefits, lateral bonuses, and covering moving expenses. Hawai'i State Sheriff's share in some of the best training offered nationally for which the deputies have become high demand for competing agencies. They see Hawai'i State Deputies as easy marks due to the lower wages and high costs of living in Hawai'i. Hawai'i State Deputies are ranked in the lower 10 percent for pay and benefit packages for police agencies across the nation and if the cost-of-living index is factored in, Hawai'i Deputy Sheriff's become the lowest paid state law enforcement agency in the United States.

Retirements and Resignations

During FY2023, the Sheriff Division lost twenty-two (22) deputies due to resignation or retirement. This follows the forty-two (42) deputies who left our ranks in FY2022. The breakdown of the departing deputies was as follows:

- 4 Retirements
- 12 Resignations due to lateral transfer to mainland law enforcement agencies
- 02 Resignations due to employment with local City and County Police Department's

The following deputies met the requirements for State retirement benefits under the ERS:

Deputy Sheriff Chinen	Service dates from 1998-2022
Deputy Sheriff Gadaingan	Service dates from 2011-2022
Deputy Sheriff Wong	Service dates from 1998-2022
Deputy Sheriff Ayala	Service dates from 1990-2021

The following deputies resigned their commissions as deputy sheriff's to take a lateral transfer position or new hire with another law enforcement agency:

Deputy Sheriff Cantora	Battleground Washington
Deputy Sheriff Day	North Carolina
Deputy Sheriff Rice	North Vegas, Nevada
Deputy Sheriff Elliot	Battleground Washington
Deputy Sheriff Sellers	Honolulu Police
Deputy Sheriff Gomes	Hawaii Department of Transportation
Deputy Sheriff Thompson	US Customs and Border Protection
Deputy Sheriff Montano	Clayton County Sheriff, GA
Deputy Sheriff Barino	Honolulu Police
Deputy Sheriff Cabanting-Rafeal	Battleground Washington
Deputy Sheriff Mascarro	DOD Police, Washington DC
Deputy Sheriff Camacho	US Department of Interior



SHERIFF DIVISION FY2022 GOALS & OBJECTIVES

The Sheriff Division projects the following initiatives for FY2023:

- Continue refining policies and procedures so that they meet the CALEA standards for accreditation and are consulted by the HGEA and signed by the Department appropriate authorities.
- Continue working with the DAGS engineering team on the Capitol Improvement Project at the Kalanimoku Building which when completed will relocate and house the Sheriff Division Receiving Desk and Special Operations Unit.
- Collaborate with DHRD and explore innovative methods for providing retention bonuses and recruitment bonuses to meet staffing needs.
- Ensure critical infrastructure is established to rollover all law enforcement services into the Department of Law Enforcement on January 1, 2024 including but not limited to payroll, databases,
- Emphasize and develop an enhanced patrol capability to respond to calls for service and assist other agencies with law enforcement services as requested.
- Update Memorandums of Agreement and Memorandums of Understanding to meet requirements of the Department of Law Enforcement.
- Reapply for legislative budget approval and line item designation for funds to replace 33 vehicles within the Sheriff Division fleet which have over 120,000 miles and are considered a risk to operate under certain conditions including the transport of arrested individuals.
- Pursue communication technology upgrades and procure a computer assisted dispatch that integrates with a purpose built report management system, provides situational awareness to responders, and actively links all neighbor island deputies through one dispatch center.
- Ensure Harbor Enforcement Officers attend deputy sheriff in-service training and establish a plan for firearms transition, inventory transition, and operational transition.

Production of this Sheriff Division annual report:
Lanikoa Dobrowolsky
Chief Deputy Sheriff



Narcotics Enforcement Division



In fiscal year (FY) 2023, the Narcotics Enforcement Division (NED) received more than 981 calls regarding controlled substances incidents across the State. The NED works closely with and facilitates sharing of resources and information by working joint criminal investigations through its participation in initiatives with the Hawaii High Intensity Drug Trafficking Area (HIDTA), Western States Information Network (WSIN), Alliance of States with Prescription Monitoring Programs (ASPMP), National Association of States Controlled Substance Administrators (NASCSA) and the Drug Enforcement Administration (DEA) task forces and Domestic Cannabis Eradication Suppression Program (DCE/SP). NED is presently a part of law enforcement task forces with the Department of Homeland Security, the Hawaii Internet Crimes Against Children (ICAC) task force, and the Statewide Multijurisdictional Drug Task Force.

FY 2023 HIGHLIGHTS:

FY 2023 was an exciting year for the NED because of many new changes in the controlled substances industry and in law enforcement. Those exciting changes include:

NED continued to participate in State Opioid Operational Work Groups and assisted with the creation of a statewide strategy to address opioid issues in Hawaii.

NED has activated additional functions in its Prescription Drug Monitoring Program (PDMP) such as “clinical alerts” and prescriber “report cards” allowing for greater compliance and improved prescriber decision making

The NED Forensic Laboratory maintained its accreditation as an analytical laboratory after undergoing an intensive inspection of the Laboratory’s technical, administrative and management processes.

UPDATE TO CONTROLLED SUBSTANCES LAWS:

Chapters 329-11 (d) and 329-11 (e) of the Hawaii Revised Statutes allows the NED to propose changes to Hawaii’s controlled substances laws based on changes in controlled substances laws at the federal level, or to confront potential or actual conditions in the community that may present an imminent danger or hazard to the public. In FY 2023, the NED took actions to temporarily put numerous controlled substances onto the Hawaii controlled substances schedules in response to changes to federal law. The NED further made recommendations to allow the Hawaii Legislature to contemplate these changes into law.

PSD AGENCY (SHERIFF DIVISION AND IA REFERRED) DRUG CASES

In FY 2023, NED Special Agents supported and/ or investigated 62 controlled substance and drug paraphernalia cases referred by Sheriff Division Deputies stemming from traffic



stops, law enforcement encounters and interdiction at security checkpoints. NED provides investigative and analytical support for all drug cases initiated by the Sheriff Division.

YEAR	TOTAL
2015	113
2016	103
2017	117
2018	166
2019	144
2020	99
2021	74
2022	50
2023	62

HIGH INTENSITY DRUG TRAFFICKING AREA (CLANDESTINE LABORATORY INITIATIVE)

In FY 2023, there was one (1) clandestine laboratories reported to the NED and one suspicious discovery of suspected drug manufacturing materials. These incidents resulted from complaints of chemical related odors or suspicious glassware found at residential and commercial locations. NED attributes the low number of clandestine laboratory seizures to enforcement actions, regulations on the key precursor chemical pseudoephedrine and increased education of retailers and the public on over the counter (OTC) chemicals utilized to manufacture methamphetamine. The new threats are the manufacturing of marijuana extracts using flammable liquids such as butane, propane, hexane and alcohol and the influx of fentanyl in Hawaii. During the 2015 legislative session HB 321 / Act 241 was signed into law by Governor David Ige. Act 241 established within the Department of Health the authority to regulate marijuana dispensaries in the state of Hawaii. Act 241 also made it illegal for individuals to manufacture marijuana extracts using butane. Fentanyl is a powerful opioid substance popularly smuggled across the world, and now more frequently into Hawaii and in our community.

In FY 2023, NED’s Clandestine Laboratory training initiative conducted a total of 4 OSHA required clandestine laboratory re-certification and 40-hour certification classes for Federal; State and County law enforcement personnel conduct clandestine methamphetamine lab investigations on the islands of Oahu, Hawaii, and Kauai. Additionally, the NED obtained a Department of Health grant that allowed it to forward position safety protective equipment in Hawaii County for an immediate response to incidents.

Additionally, NED increased the training certification of its law enforcement personnel to meet the evolving threat of fentanyl in Hawaii and the necessary safety precautions in dealing with the fentanyl threat. All NED law enforcement officers have been certified as industry and/or government certified hazardous materials technicians allowing these officers to take proactive measures to mitigate chemical hazards.

PSEUDOEPHEDRINE TRACKING PROGRAM UPDATE

In accordance with Act 184, signed into law by the Honorable Governor Linda Lingle on June 6, 2008, the NED was mandated to develop and implement an electronic tracking program for all pharmacies and retailers selling products, mixtures, or preparations con-

taining pseudoephedrine by January 1, 2010. Act 184 mandated that this electronic log be transmitted to the NED monthly where the information would be retained for a period of two years. The electronic log would be capable of being checked for compliance against all State and Federal laws, including interfacing with other states to ensure comprehensive compliance. NED formed a partnership with the Western States Information Network (WSIN) whose mission is to support law enforcement efforts nationwide to combat illegal drug trafficking, identity theft, human trafficking, violent crime, terrorist activity, and to promote officer safety in Alaska, California, Hawaii, Oregon, Washington, as well as Canada and Guam. NED was able to work with WSIN to host and collect all of the retail pseudoephedrine data at no cost to the State of Hawaii.

Pseudoephedrine is a precursor chemical used in the illicit manufacturing of methamphetamine.

The purchasing limit for pseudoephedrine is 3 grams per day, or 9 grams in a month. Before completing the sale of an over-the-counter product containing pseudoephedrine, a pharmacy or retailer shall electronically submit the information required in statute to the National Precursor Log Exchange (NPLEx) administered by the National Association of Drug Diversion Investigators (NADDI). If this submission generates a stop sale alert, the pharmacy or retailer cannot sell the product containing pseudoephedrine and this alert is then forwarded by NPLEx to the NED. In addition, NPLEx is required to forward weekly reports to the NED and provide “real time” access via the NPLEx online portal to law enforcement in the State as authorized by the NED Administrator. This service is required by law to be without charge to pharmacies, retailers or law enforcement in the State. In FY 2023 NED’s Pseudoephedrine monitoring program was successful in blocking or diverting 7223 boxes illegally sold or 18836 grams from being sold and possibly utilized to manufacture methamphetamine. The only unknown factor is how much pseudoephedrine is being prescribed by Hawaii’s physicians to patients that are also purchasing pseudoephedrine at retail distributors.

FY 2023 Purchases	149177
FY 2023 Blocked Purchases	5376
FY 2023 Grams Sold	313779
FY 2023 Boxes Sold	165769
FY 2023 Grams Blocked	18836
FY 2023 Boxes Blocked	7223
FY 2023 Average Grams Per Box Blocked	2.61

The chart above shows that the Hawaii pseudoephedrine tracking system was effective in stopping the unlawful purchase of pseudoephedrine 5376 times in FY 2023. Consequently, the use of over-the-counter pseudoephedrine to manufacture methamphetamine continues to be frustrated by this effective program.

CORRECTIONAL FACILITIES

In FY 2023, NED teamed up with corrections security personnel at each facility to assist in the investigation of contraband being smuggled into the facility by visitors, inmates and staff. During this period, NED Special Agents responded to 37 criminal cases originating from PSD Correctional facilities or other related investigations connected to these facilities. NED has also assisted corrections by conducting recruit training for ACO’s on evi-

dence handling and facility drug investigations. Training and strong security controls continue to show a downward trend in reported contraband cases.

PHARMACEUTICAL CONTROLLED SUBSTANCE DIVERSION



In FY 2023, NED Special Agents looked into 32 controlled substance prescription fraud cases, 0 multi-doctor cases, 5 cases involving licensed healthcare, and 38 requests by law enforcement or prosecutorial agencies for information on patients or practitioners utilizing NED's electronic prescription accountability program for suspicion of diversion of pharmaceutical controlled substances. There were also 569 reports of controlled substances that were reported lost or missing by controlled substances registrants.

Current Hawaii law creates unique advantages over many of the other states across the nation in terms of combating illegal controlled substance diversion:

- Hawaii is a dual-registration state requiring all practitioners to obtain a State Controlled Substance registration as well as a Federal DEA registration.
- Hawaii law prohibits and does not allow out-of-state controlled substance prescriptions to be filled in the State.
- All controlled substance prescriptions must originate from within the State. (Practitioner must physically be in the State when issuing the prescription)
- Hawaii has an Electronic Prescription Monitoring Program for all Schedule II through IV controlled substances.
- NED has a Pharmacy Alert System connected to all of Hawaii's pharmacies.
- NED's Administrator has emergency scheduling powers for controlled substances and regulated chemicals.
- NED is a law enforcement organization that specializes in pharmaceutical and chemical diversion cases.

INSPECTIONS

NED Special Agent's conducted 19 pre-opening pharmacy, medical office and medical marijuana dispensary facility registrant inspections at various locations statewide and initiated new medical marijuana dispensary retail and laboratory inspections.

ELECTRONIC DETECTION CANINE PROGRAM

In 2022, NED partnered with a non-profit organization to obtain Hawaii's only certified electronic device detection canine. The canine is used to locate concealed electronic devices which can hold crucial evidence in the resolution of criminal investigations, including narcotics and prison contraband cases. Since its inception a year and a half ago, the canine has been used in 5 prison search operations, 8 federal and state search warrants, and 15 calls for service by various federal, state, and local agencies for service. The use of the canine has resulted in 44 hidden devices being found.



CORRECTIONS CRIME REDUCTION UNIT

NED is part of a PSD crime reduction initiative designed to reduce prison crime in Hawaii. In FY 2023, NED partnered with members of the PSD-Internal Affairs Office, Sheriff Division and Corrections Division to disrupt a prison contraband smuggling cell. The joint investigation, named "Operation Paper Shredder" resulted in a total of five arrests both on Oahu and Hawaii Island.

INTERNET CRIMES AGAINST CHILDREN

Illegal drugs have a ubiquitous presence during crimes against children investigations. Consequently, in FY 2023 NED was asked to partner with military law enforcement agencies in an all-military investigative operation as part of Operation Keiki Shield. The operation resulted in several arrests of suspects on Oahu for charges related to inappropriate communications with children.

NED'S PREVENTION PROGRAMS

DRUG EDUCATION/ TRAINING/PREVENTION PROGRAMS

NED continues its work in this area informing the public, schools, businesses and law enforcement on Hawaii's illicit and pharmaceutical controlled substance drug problems. Presentations generally cover Hawaii's drug trends, drug identification, medical use of marijuana program, Hawaii's electronic prescription monitoring program now the prescription drug monitoring program, clandestine laboratories, chemicals utilized in the illegal manufacture of controlled substances and the physical / psychological effects that drugs do to the human body. Furthermore, in 2016, the NED partnered with the Department of the Attorney General in mentoring rural and underserved public school students in a drug prevention program known as "I Choose Me." The I Choose Me program provides high school-aged students with drug prevention knowledge that would not necessarily be part of the school curriculum. In FY 2023, NED conducted 10 educational drug/chemical, medical use of marijuana and clandestine laboratory presentations on all islands that was attended by approximately 400 individuals. The number is significantly lower than previous years due to gathering restrictions related to COVID-9 and hesitance to meet in group settings.

In July 2016, NED also partnered with the Department of the Attorney General, the county police departments, and the Department of Health to begin a drug takeback program based in local police stations across the State. The program allows the public to visit neighborhood police stations where they can deposit their unwanted medications any-



mously and conveniently. The unwanted medications are later safely destroyed. To date, the program has been extremely successful.

FISCAL YEAR	TRAINING SESSIONS	# OF INDIVIDUALS TRAINED
2023	12	400
2022	10	400*
2021	19	380*
2020	7	60*
2019	40	2500

* Number significantly reduced due to COVID-19.

ELECTRONIC PRESCRIPTION MONITORING PROGRAM

State law requires mandatory registration of all pharmacies and dispensing physicians to submit prescription data to the PDMP, the program allows readily available prescription history for anyone prescribed controlled substances in schedule II-IV. This allows physicians or pharmacists the capability of retrieving prescription history for their patients to assist in best providing care, especially where controlled substance abuse is suspected.

The Hawaii Prescription Drug Monitoring Program (HI PDMP) is Hawaii’s solution for monitoring Schedule II-IV controlled substances dispensed in Hawaii. Hawaii Revised Statutes (HRS), Chapter 329, Part VIII, Electronic Prescription Accountability System requires the Hawaii Narcotics Enforcement Division to establish and maintain an electronic controlled substances prescription database for the reporting of dispensed prescriptions for all Schedule II-IV controlled substances under federal law. This program was created to improve patient care and foster the goal of reducing misuse, abuse, and diversion of controlled substances; and to encourage cooperation and coordination among state, local, and federal agencies and other states to reduce the misuse, abuse, and diversion of controlled substances.

Chapter 329, Part VIII requires that each dispenser shall submit, by electronic means, information regarding each prescription dispensed for a controlled substance. Each dispenser shall submit the information required by HRS, Chapter 329, Part VIII to the central repository within seven (7) days of dispensing the controlled substance unless the NED waives this requirement for good cause shown by the dispenser.

The HI PDMP database and the information contained within the database are confidential; they are not public records and, therefore, are not subject to public disclosure. The HI PDMP shall ensure the security and confidentiality of the database and the information contained within the database.

During FY 2023, NED’s PDMP program collected data from all of Hawaii’s dispensers resulting in over one million new Schedule II through V controlled substance prescriptions entered into the system of which approximately 50 % were opioid prescriptions dispensed. Hawaii’s PDMP authorizes controlled substance registrants (physicians, pharmacist, veterinarians, APRN and PAs) to access Hawaii’s PDMP directly resulting in re-

duced manual runs by NED Special Agents for practitioners. The per capita ratio is approximately one prescription per person in Hawaii.

Additionally, NED entered into agreements to allow for electronic integration of health records (EHRs) with the HI PDMP and to allow for integration and communication with the PDMP of the of the other states. This exciting integration allows for seamless access to HI-PDMP in the doctor's office, increasing healthcare efficiency and reducing the time it takes to be issued a prescription. Integration also allows healthcare professionals to gain information about their patients from prescriptions issued in other states. All of these things allow for safer prescribing of controlled substances.

The following lists the top-10 prescription-controlled substances in Hawaii:

1. HYDROCODONE
2. OXYCODONE
3. DEXTROAMPHETAMINE
4. ZOLPIDEM
5. ALPRAZOLAM
6. CODEINE
7. TRAMADOL
8. LORAZEPAM
9. PREGABALIN
10. CLONAZEPAM

FORENSIC LABORATORY PROGRAM

In November 2009, the Narcotics Enforcement Division Forensic Laboratory (NEDFL) began operations and during FY2011-2012 the laboratory attained international laboratory accreditation through the American Society of Crime Laboratory Directors/Lab Accreditation Board (ASCLD/LAB) accreditation program. This was a significant accomplishment as laboratories that demonstrate compliance with the highly recognized ASCLD/LAB-International standard have demonstrated they operate using sound management practices and are technically competent to perform forensic analytical tests for which they hold accreditation. The NEDFL's scope of accreditation includes controlled substance analysis, general chemical testing and clandestine laboratory analysis.

The NEDFL also serves to educate law enforcement, civilian support, correctional officers, and students in drug awareness, recognition and forensics. NEDFL forensic analysts have done presentations, in Clandestine Laboratory Chemical Recognition and Safety Awareness for law enforcement and civilian responders. Laboratory personnel have also presented seminars on New Emerging Drugs of Concern to educate correctional facility officers in the recognition of spice and bath salt related drugs that are of increasing community concern. Further, the NEDFL is committed to encouraging participation and education of Hawaii's youth in Sciences and has participated in events, such as the Hawaii State Science Olympiad in which high school students statewide compete in their knowledge of forensics.

The laboratory applied to ASCLD/LAB for laboratory accreditation in April 2011 and the on-site assessment was completed in mid-July 2011. The assessment team did not issue any finding that required corrective actions. The assessment team reported their assessment results back to the ASCLD/LAB Board.

On August 9, 2011, the ASCLD/LAB Board officially awarded accreditation, under its International Testing Program, to the NED Forensic Laboratory. Accreditation by ASCLD/LAB is recognized by the criminal justice system as a means of determining that a labora-

tory has met a set of internationally recognized standards of operation for forensic laboratories.

Today, the NED Forensic Laboratory continues its commitment to professional excellence by providing reliable, timely and quality forensic laboratory services. Continued maintenance of the accreditation the laboratory has received is essential to this commitment.

During FY 2023, NED's Special Agent / Criminalists analyzed samples approximately 1440 samples. While this number is lower than FY 2022, NED's chemists reported that the examinations were more complex due to the increasing amount of fentanyl examinations performed in the laboratory. Due to fiscal restraints, NED has been screening all forensic drug laboratory requests and prioritizing them by their court or prosecution requirements.

REGISTRATION SECTION

In FY 2023, NED's Registration section processed a combined total of 8923 certificates. NED's registration staff continues to maintain appropriate service levels to the medical community with the controlled substance registration program, chemical warehouse and storage companies through the regulated chemical program and addressing the numerous telephone calls that come in to NED during a normal workday.

The following table lists the type of registration issued and the location of the registrant in our state:

Registration Type	Total	Kauai	Oahu	Molokai	Lanai	Maui	Hawaii	Out of State
CLINIC	48	1	24	1	0	10	12	0
DISTRIBUTOR	216	0	8	0	0	0	0	208
LABORATORY	5	0	5	0	0	0	0	0
LAW ENFORCEMENT	16	2	6	0	0	3	5	0
LONG TERM CARE	30	3	22	0	0	2	3	0
MANUFACTURE	16	0	0	0	0	0	0	16
MEDICAL CANNABIS DISPENSARY	35	2	14	0	0	9	10	0
OTHER	33	0	8	0	5	3	17	0
PHARMACY	237	27	149	1	2	26	32	0
PHARMACY - MAIL	310	0	0	0	0	0	0	310
PHYSICIAN ASSISTANT	379	20	251	0	0	58	50	0
PRACTITIONER	6,713	374	4,759	19	8	710	843	0
REGISTERED NURSE	877	37	601	7	4	80	147	1
RESEARCHER	8	0	8	0	0	0	0	0
Total	8,923	466	5,855	28	19	901	1,119	535



NED PHARMACEUTICAL DRUG TAKEBACK PROGRAM AND REGISTRANT DISPOSAL PROGRAM

With pharmaceutical drug abuse continuing to be one of the fastest growing drug abuse concerns across the country, NED continues to manage the drug take back program in Hawaii. A large percentage of people abusing prescription drugs obtain them from friends and relatives, often raiding the family medicine cabinet. In order to stem this trend, NED, along with our law enforcement and community partners, continues hosting State Prescription Drug Take Back Events. These Take Back Events provide a free, anonymous and environmentally safe opportunity for the public to turn in unused, unwanted or expired prescription medications. NED partnered with Kupuna Alert Partners (KAP) and other community groups and county police departments. The KAP consists of NED, the Department of the Attorney General, Department of Consumer Affairs, Department of Health and UH School of Pharmacy.

The NED also partnered with the DEA in one national drug take back event where thousands of pounds of unwanted medication was taken back and destroyed.



Administration Division



Melanie Martin, Deputy Director for Administration

The Administration Division provides administrative support services that enable corrections and law enforcement staff to carry out their responsibilities. Some of these services include training and staff development, fiscal and personnel management, management of the operating budget and capital improvements program budget, procurement, management information systems and research.



Administrative Services Office

The Administrative Services Office provides a variety of support services to the entire department through the following units:

Planning and Research Unit

The **Research & Statistics** area highlights the following activities in FY 2023:

Weekly Reports

Departmental Population Reports
Jail Reports
Intake Services Population Reports

Monthly Reports

Departmental Population Reports
Inmate Max Out Report
VA report
JRI data extraction
OHA Fatherhood Report
Consular Reports

Yearly Reports

Hawaii State Recidivism Report
Federal IRS Report
National Corrections Reporting Program
National Prisoner Statistics
National Inmate Survey
Deaths in Custody
State Criminal Alien Assistance Program
Prison Rape Elimination Act Reporting
Survey of Prison Inmates
Compact of Free Association reporting

Research Projects

Grant Submissions
Experimental Evaluation of HOPE Pretrial
Bureau of Justice Statistics Prison Population Survey
ASCA Restrictive Housing Survey
Population projections for facility rebuild renovation projects
ACA Survey Completion
Creation of Inmate Release Lists for Hawaii Supreme Court

Legislative Coordinator

Triage and track bills during legislative session
Attend Legislative Coordinator Meeting at the Governor's Office

The **Planning** area highlights in FY 2023 are as follows:

OCCC

- OCCC Relocation – Obtained funding to continue planning and design process for OCCC relocation.
- OCCC, LWFC Repair and Maintenance Improvements – DAGS planning design and design complete and project going into construction bid phase for the interim repairs



Administrative Services Office

and improvements, to maintain and support current operations at LWFC.

MCCC

- New MCCC at Pulehunui – Planning continues for a new MCCC at the Pulehunui Regional Development District.

KCCC

- Planning for a New KCCC Facility, Kauai – Planning for a new Kauai facility underway.

HCCC

- Preliminary budgetary planning for a new West Hawaii Facility is underway.

Others

- Working with DOE on cooperative procurement agreement to utilize job order contracting process for PSD projects statewide.

The **Management Analyst** reports the following activities:

- The Management Analyst position was relocated from the Planning and Research Section to the supervision of the ASO Business Management Officer.
- Assigned as the Department of Public Safety coordinator for planning the transition into the Department of Corrections and Rehabilitation (DCR) and the Department of Law Enforcement (DLE) effective January 1, 2024.
 - ◊ Assisted with establishing the DLE's Program, Accounting, and Human Resource codes with central agencies.
 - ◊ Coordinating and assisting with office allocation changes to accommodate organizational structure changes involved with DCR and DLE transition.
 - ◊ Assisted with and coordinated the transition of DAGS Risk Management functions to the DLE staff.
 - ◊ Hosted multiple coordinating sessions between PSD Administrative Staff and DLE Staff to establish a transition task list.
 - ◊ Drafted Sheriff Division State Parking Policy letter and Parking Coordinator assignment letter in preparation for DLE transition. Coordinated with the DAGS Automotive Division Administrator to implement a structured parking management procedure for the Sheriff Division parking allocation.
- Coordinated the relocation of the SAVIN office from the Keoni Ana building to the Crime Victim Compensation Commission office space located on Bishop Street.
- Provide training and coordinate the B&F Finance Memorandum 22-01 and 22-09, Major Program Structure Review, and Program Memorandum document. Provided three training sessions to the Administrative Staff and Program Administrators.
- Project lead for a six-month effort to update the department Program Memoranda for Major Programs of the State. Coordinated with B&F and PSD leadership to:
 - ◊ Coordinate the development of an overview and discussion of emerging trends and issues
 - ◊ Coordinate draft statement of Proposed Major Program Changes
 - ◊ Coordinate input concerning changes related to Act 278, SLH 2022, that removes Major Program Structure from the Department of Public Safety as it transitions to the Department of Corrections and Rehabilitation in January 2024.
- Coordinated Range Safety Officer (RSO) certification and examination proctoring necessary to schedule and access firearms ranges managed by the U.S. Marine Corps. This was in response to the closure of the City & County of Honolulu Koko Head Shooting Complex, where firearms training was previously conducted.
- Coordinated the relocation of the Sheriff Division Special Operations and Receiving operations from leased space on Keawe Street to the Kalani Moku Building. Assisted Sheriff Division with identifying space requirements and design for DAGS Public Works, Planning Division.
- Participated in the Statewide exercise Makani Pahili as the Alternate for the Business Man-



Administrative Services Office

agement Officer/Logistics team member. The exercise was held in the PSD Emergency Operations Center (EOC) over a two-day simulated weather event.

- Coordinated with Information Technology Systems (ITS) to create the Department of Public Safety historical archive within the PSD Intranet. This was expanded to include a section about Building and Architecture Sites in downtown Honolulu.
- Conducted leased property site visits with the DAGS Leasing Branch to the Mainland Branch and Narcotics Enforcement Division. Both leases were being renegotiated for renewal.

Risk Management Coordination

- Distributed Annual Self-Insurance certificates to the programs (Risk Management)
- Completed annual vehicle inventory and insurance coverage adjustments to DAGS.
- Reviewed and updated capital property locations and values for insurance coverage including the most recent property value for the Halawa Correctional Facility.
- Reviewed and updated the department's real property locations as part of the State Building Asset Management (SBAM) System Review and Facility Information. (Risk Management)
- Worked to resolve the flood damage claim for the Training & Staff Development Office located at 801 Dillingham Blvd.

The **Capital Improvement Projects (CIP)** reports 30 projects statewide in FY 2023 (DAGS as expending agency):

6	Projects	Halawa Correctional Facility
1	Projects	Kulani Correctional Facility
3	Projects	Waiawa Correctional Facility
8	Projects	Hawaii Community Correctional Center
5	Projects	Maui Community Correctional Center
2	Projects	Oahu Community Correctional Center
3	Projects	Kauai Community Correctional Center
2	Projects	Women's Community Correctional Center

The **Administrative Projects** (PSD – expending agent):

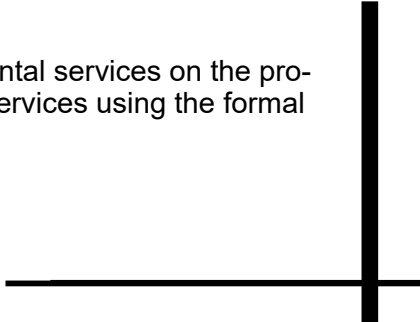
10	Projects	Hawaii Community Correctional Center
2	Projects	Kulani Correctional Facility
2	Projects	Waiawa Correctional Facility
2	Projects	Maui Community Correctional Center
3	Projects	Halawa Correctional Facility
3	Projects	Oahu Community Correctional Center
3	Projects	Kauai Community Correctional Center
3	Projects	Women's Community Correctional Center

- PSD state-wide Sustainability Master Plan CIP project
- PSD Facilities Statewide – Architectural Barrier Removal and Related Improvements
- PSD Professional Services Contract

Procurement and Contracts Unit

The Procurement and Contracts Unit (PC) continues to provide departmental services on the procurement of health and human services, equipment, various goods and services using the formal bid process and the HlePRO.

The following are highlights of PC's activities in FY 2023:

- 60 new solicitations for 103D and 103F contracts
 - 24 contract extensions
- 

Administrative Services Office

Active Contract Log

Department Name: PSD
Annual Report: FY 2023

Contract Information*													Period of Performance	
Authorized Statute 103(i) or 103(j)	Division // Office Name // Attached Agency	Procurement Officer Name	Contract No.	Type: Goods/ Services/ Construction/HHS	Method of Procurement	Contract Description	Declared Disaster Ready? Could the contract scope be used during a declared disaster? Y/N	Contractor Name	Notice of Award Date	Awarded Amount	Funds added through Modifications	Total Contract Amount	From (MM/DD/YY)	To (MM/DD/YY)
												\$ -		
103(i) Goods, Services, Construction	PSD 410 (ISCD)	PSD Procurement & Contracts Unit - Marc Yamamoto	68979	S - Services	IFB	Controlled Substance And Alcohol Testing Services, Statewide (20-20) 68979	N	Diagnostic Laboratory Services, Inc.	6/24/2020	\$ 100,662.50	\$ 78,000	\$ 178,662.50	07/01/20	06/30/24
103(i) Goods, Services, Construction	PSD 420 (CPS-FS)	PSD Procurement & Contracts Unit - Marc Yamamoto	19-28	G - Goods	IFB	Frozen Foods for Various Correctional Facilities on Oahu, Hawaii, Maui, and Kauai (22-26)	N	P & E Foods Incorporated	7/1/2022	\$ 2,743,627.50	\$ 2,743,628	\$ 5,487,255.00	07/01/22	06/30/24
103(i) Goods, Services, Construction	PSD 421 (HCD)	PSD Procurement & Contracts Unit - Marc Yamamoto	20-28	S - Services	IFB	Laboratory Diagnostic Services for the Department of Public Safety, Health Care Division (20-28)	N	Clinical Laboratories of Hawaii, LLP	8/13/2020	\$ 500,000.00	\$ 2,700,000	\$ 3,200,000.00	09/01/20	08/31/23
103(j) Health and Human Services	PSD 900 (COR)	PSD Procurement & Contracts Unit - Marc Yamamoto	68385	S - Services	RFP/COMPETITIVE PURCHASE OF SERVICES	Employment Services for Inmates and Parolees Statewide (21-07) 68385	N	Goodwill Industries of Hawaii, Inc.	2/19/2021	\$ 300,000.00	\$ 300,000	\$ 600,000.00	03/01/21	02/28/24
103(i) Goods, Services, Construction	PSD 404 (WCF)	PSD Procurement & Contracts Unit - Marc Yamamoto	180	S - Services	IFB	Operation and Maintenance Services of Surface Water Treatment Plant Waiawa Correctional Facility (23-24)	N	Pural Water Specialty Co., Inc.	7/7/2023	\$ 192,061.57		\$ 192,061.57	07/01/23	06/30/24
103(j) Health and Human Services	PSD 420 (CPS-SO)	PSD Procurement & Contracts Unit - Marc Yamamoto	68425	S - Services	RFP/COMPETITIVE PURCHASE OF SERVICES	Sex Offender Treatment Services Statewide (21-24A) 68425	N	Journey to Pono	1/19/2021	\$ 233,300.00	\$ 278,398	\$ 507,600.00	03/01/21	02/28/24
103(j) Health and Human Services	PSD 420 (CPS-SO)	PSD Procurement & Contracts Unit - Marc Yamamoto	68424	S - Services	RFP/COMPETITIVE PURCHASE OF SERVICES	Sex Offender Treatment Services Statewide (21-24B) 68424	N	Community Assistance Center	1/19/2021	\$ 208,000.00	\$ 272,000	\$ 480,000.00	03/01/21	02/28/24
103(i) Goods, Services, Construction	PSD 808 (NSF)	PSD Procurement & Contracts Unit - Marc Yamamoto	22-62	S - Services	RFP/COMPETITIVE PURCHASE OF SERVICES	Prison Contract Compliance Monitoring Services for Saguro Correctional Center (22-02)	N	Jennifer L. Bechler	8/30/2021	\$ 77,945.00	\$ 155,890	\$ 233,835.00	09/01/21	08/31/24
103(i) Goods, Services, Construction	PSD (CPS)	PSD Procurement & Contracts Unit - Marc Yamamoto	19-27A	G - Goods	IFB	Liquefied Petroleum Gas (LPG) for Various Correctional Facilities, Statewide (19-27 A)	N	AmeriGas Propane, L.P., dba AmeriGas Kauai	4/13/2019	\$ 729,750.00	\$ -	\$ 729,750.00	04/15/19	04/14/24
103(i) Goods, Services, Construction	PSD 420 (CPS)	PSD Procurement & Contracts Unit - Marc Yamamoto	19-27B	G - Goods	IFB	Liquefied Petroleum Gas (LPG) for Various Correctional Facilities, Statewide (19-27 B)	N	The Gas Co., LLC, dba Hawaii Gas	4/13/2019	\$ 1,818,880.00	\$ -	\$ 1,818,880.00	04/15/19	04/14/24
103(j) Health and Human Services	PSD 900 (COR)	PSD Procurement & Contracts Unit - Marc Yamamoto	69226	S - Services	RFP/COMPETITIVE PURCHASE OF SERVICES	Correctional Work Furlough and Halfway House Program for Women Inmates on Oahu (21-06) 69226	N	YWCA	9/28/2020	\$ 399,285.00	\$ 496,043	\$ 849,350.00	10/1/2020	6/30/2024
103(j) Health and Human Services	PSD 900 (COR)	PSD Procurement & Contracts Unit - Marc Yamamoto	71152	S - Services	RFP/COMPETITIVE PURCHASE OF SERVICES	Clean and Sober Housing for Adult Male Offenders and Parolees of the Island of Oahu (23-03A) 71152	N	Makana O Ke Akua, Inc.	2/1/2023	\$ 360,000.00	\$ -	\$ 360,000.00	02/01/23	01/31/25
103(j) Health and Human Services	PSD 900 (COR)	PSD Procurement & Contracts Unit - Marc Yamamoto	71151	S - Services	RFP/COMPETITIVE PURCHASE OF SERVICES	Clean and Sober Housing for Adult Male Offenders and Parolees of the Island of Oahu (23-03B) 71151	N	Women in Need	2/1/2023	\$ 190,000.00	\$ -	\$ 190,000.00	02/01/23	01/31/25
103(j) Health and Human Services	PSD 900 (COR)	PSD Procurement & Contracts Unit - Marc Yamamoto	71220	S - Services	RFP/COMPETITIVE PURCHASE OF SERVICES	Residential, Intensive Outpatient, and Outpatient Substance Abuse Treatment Services for Adult Male and Female Defendants Statewide (23-16A) 71220	N	Salvation Army, dba The Salvation Army-Addiction Treatment Services	5/1/2023	\$ 120,000.00		\$ 120,000.00	05/01/23	04/30/24
103(j) Health and Human Services	PSD 900 (COR)	PSD Procurement & Contracts Unit - Marc Yamamoto	71255	S - Services	RFP/COMPETITIVE PURCHASE OF SERVICES	Residential, Intensive Outpatient, and Outpatient Substance Abuse Treatment Services for Adult Male and Female Defendants Statewide (23-16B) 71255	N	Care Hawaii	5/1/2023	\$ 40,000.00	\$ -	\$ 40,000.00	05/01/23	04/30/24
103(j) Health and Human Services	PSD 900 (COR)	PSD Procurement & Contracts Unit - Marc Yamamoto	67679	S - Services	RFP/COMPETITIVE PURCHASE OF SERVICES	Residential, Intensive Outpatient, and Outpatient Substance Abuse Treatment Services for Adult Male and Female Defendants Statewide (23-16C) 71256	N	Care Hawaii	5/1/2023	\$ 70,000.00	\$ -	\$ 70,000.00	05/01/23	04/30/24
103(j) Health and Human Services	PSD 900 (COR)	PSD Procurement & Contracts Unit - Marc Yamamoto	67680	S - Services	RFP/COMPETITIVE PURCHASE OF SERVICES	Residential, Intensive Outpatient, and Outpatient Substance Abuse Treatment Services for Adult Male and Female Defendants Statewide (23-16D) 71286	N	Big Island Substance Abuse Council	5/1/2023	\$ 30,000.00		\$ 30,000.00	05/01/23	04/30/24
103(j) Health and Human Services	PSD 900 (COR)	PSD Procurement & Contracts Unit - Marc Yamamoto	64451	S - Services	RFP/COMPETITIVE PURCHASE OF SERVICES	DVI for Inmates at MCCC (19-26) 68213	N	Parents and Children Together	9/26/2019	\$ 85,000.00	\$ 283,896	\$ 318,300.00	10/01/19	09/30/23
103(i) Goods, Services, Construction	PSD 900 (COR)	PSD Procurement & Contracts Unit - Marc Yamamoto		S - Services	RFP/COMPETITIVE PURCHASE OF SERVICES	ORAS-PTA Revalidation (22-13) 70570	N	Janel T. Davidson, Ph.D	7/15/2022	\$ 30,000.00	\$ -	\$ 30,000.00	09/01/22	08/31/24
103(i) Goods, Services, Construction	PSD 808 (NSF)	PSD Procurement & Contracts Unit - Marc Yamamoto	22-20	S - Services	IFB	Chartered Inter-Island Air Transport of Passengers, Statewide (22-20)	N	Trans Executive Airlines of Hawaii, Inc., dba Interisland Airways	1/1/2022	\$ 831,968.80	\$ 1,095,411	\$ 1,837,381.06	01/15/22	02/14/24
103(i) Goods, Services, Construction	PSD 900 (TSD)	PSD Procurement & Contracts Unit - Marc Yamamoto	68914	L		SOH Private Office Lease, Department of Public Safety, Training and Staff Development Office - Lease no. 72-27-0598 (21-13) 69014	N	Castle & Cooke Commercial, Inc., a Hawaii Corporation	NA	\$ 846,634.03	\$ 2,537,884	\$ 3,404,317.73	08/01/20	07/31/25
103(j) Health and Human Services	PSD 900 (COR)	PSD Procurement & Contracts Unit - Marc Yamamoto		G - Goods	SOLE SOURCE - PREAPPROVED	Services for the Technical Assistance, Design/Development, and Implementation of a Web-based Audit and Inspection System for State Correctional Facilities (23-07)	N	Accreditation, Audit & Risk Management Security, dba AARMS	5/9/2022	\$ 25,804.80	\$ 25,895	\$ 51,609.50	05/09/22	05/08/27

Administrative Services Office

Authorized Statute (193D) or (193F)	Division // Office Name // Attached Agency	Procurement Office Name	Contract No.	Type: Goods/ Services/ Construction/HIS	Method of Procurement	Contract Description	Declared Disaster Ready? Could the contract be used during a declared disaster? Y/N	Contractor Name	Notice of Award Date	Awarded Amount	Funds added through Modifications	Total Contract Amount	From (MM/00YY)	To (MM/00YY)
193(D) Goods, Services, Construction	PSD 420 (CPS-FS)	PSD Procurement & Contracts Unit - Marc Yamamoto	22-06	G - Goods	IFB	Bread and Other Bakery Products to Correctional Facilities, statewide (22-06)	N	Hawaii Foodservice Alliance, LLC	11/1/2021	\$ 182,079.50	\$ 218,987	\$ 401,676.08	11/01/21	10/31/23
193(D) Goods, Services, Construction	PSD 420 (CPS-FS)	PSD Procurement & Contracts Unit - Marc Yamamoto	20-11	G - Goods	IFB	Fresh Produce for Various Correctional Facilities Statewide (23-09)	N	Ham Produce and Seafood, Inc.	8/23/2022	\$ 172,025.58	\$ 782,809	\$ 954,628.58	12/16/22	12/15/23
193(F) Health and Humans Services	PSD 420 (CPS-SA)	PSD Procurement & Contracts Unit - Marc Yamamoto	69211	S - Services	RFP/COMPETITIVE PURCHASE OF SERVICES	Residential Treatment Services for Female Offenders (21-09) 69211	N	The Alcoholic Rehabilitation Services of Hawaii, Inc., dba Hina Mauka	10/16/2020	\$ 422,000.00	\$ -	\$ 422,000.00	11/01/20	10/31/23
193(D) Goods, Services, Construction	PSD 404 (WCF)	PSD Procurement & Contracts Unit - Marc Yamamoto	69282	S - Services	IFB	Operation and Maintenance Services of Wastewater Treatment Plant Waiawa Correctional Facility (21-10) 69282	N	Aqua Engineers, Inc.	12/1/2020	\$ 123,000.00	\$ 246,000	\$ 369,000.00	12/01/20	11/30/23
193(F) Health and Humans Services	PSD 612 (HPA)	PSD Procurement & Contracts Unit - Marc Yamamoto	68798	S - Services	RFP/COMPETITIVE PURCHASE OF SERVICES	Multiple Substance Abuse Treatment Services for Male and Female Parolees on Oahu (20-07) 68798	N	The Salvation Army, dba The Salvation Army Addiction Treatment Services	3/13/2020	\$ 100,000.00	\$ -	\$ 100,000.00	03/16/20	03/15/24
193(F) Health and Humans Services	PSD 612 (HPA)	PSD Procurement & Contracts Unit - Marc Yamamoto	71440	S - Services	RFP/COMPETITIVE PURCHASE OF SERVICES	Multiple Substance Abuse Treatment Services for Male and Female Parolees on Oahu (23-29) 71440	N	The Salvation Army, dba The Salvation Army Addiction Treatment Services	5/30/2023	\$ 217,000.00	\$ -	\$ 217,000.00	06/01/23	05/31/25
193(F) Health and Humans Services	PSD 421 (HCD)	PSD Procurement & Contracts Unit - Marc Yamamoto	22-11A	S - Services	RFP/COMPETITIVE PURCHASE OF SERVICES	Temporary Nursing Services at Correctional Facilities Statewide (22-12A)	N	RCM Technologies (USA) Inc., dba RCM Health Care Services	11/1/2021	\$ 4,200,000.00	\$ -	\$ 4,200,000.00	11/01/21	10/31/23
193(F) Health and Humans Services	PSD 421 (HCD)	PSD Procurement & Contracts Unit - Marc Yamamoto	22-12B	S - Services	RFP/COMPETITIVE PURCHASE OF SERVICES	Temporary Nursing Services at Correctional Facilities Statewide (22-12B)	N	ALTRES Staffing Inc., dba ALTRES Medical	11/1/2021	\$ 4,200,000.00	\$ -	\$ 4,200,000.00	11/01/21	10/31/23
193(F) Health and Humans Services	PSD 421 (HCD)	PSD Procurement & Contracts Unit - Marc Yamamoto	22-12C	S - Services	RFP/COMPETITIVE PURCHASE OF SERVICES	Temporary Nursing Services at Correctional Facilities Statewide (22-12C)	N	Staffing Today	11/1/2021	\$ 4,200,000.00	\$ -	\$ 4,200,000.00	11/01/21	10/31/23
193(F) Health and Humans Services	PSD 421 (HCD)	PSD Procurement & Contracts Unit - Marc Yamamoto	22-12D	S - Services	RFP/COMPETITIVE PURCHASE OF SERVICES	Temporary Nursing Services at Correctional Facilities Statewide (22-12D)	N	Hawaii Nursing	11/1/2021	\$ 4,200,000.00	\$ -	\$ 4,200,000.00	11/01/21	10/31/23
193(F) Health and Humans Services	PSD 421 (HCD)	PSD Procurement & Contracts Unit - Marc Yamamoto	22-12E	S - Services	RFP/COMPETITIVE PURCHASE OF SERVICES	Temporary Nursing Services at Correctional Facilities Statewide (22-12E)	N	Worldwide Travel Staffing	11/1/2021	\$ 4,200,000.00	\$ -	\$ 4,200,000.00	11/01/21	10/31/23
193(D) Goods, Services, Construction	PSD 421 (HCD)	PSD Procurement & Contracts Unit - Marc Yamamoto	19-33	G - Goods	RFP/COMPETITIVE PURCHASE OF SERVICES	Pharmaceutical (19-23)	N	Contract Pharmacy Services	7/19/2021	\$ 4,800,000.00	\$ 9,600,000	\$ 14,400,000.00	08/01/21	07/31/24
193(F) Health and Humans Services	PSD 420 (CPS-SA)	PSD Procurement & Contracts Unit - Marc Yamamoto	70404	S - Services	RFP/COMPETITIVE PURCHASE OF SERVICES	Family Therapy and Counseling Services for Bridge Program on Oahu (22-25) 70404	N	The Salvation Army, dba The Salvation Army-Addiction Treatment Services	5/1/2022	\$ 300,000.00	\$ -	\$ 300,000.00	05/01/22	04/30/24
193(F) Health and Humans Services	PSD 421	PSD Procurement & Contracts Unit - Marc Yamamoto	22-07	S - Services	RFP/COMPETITIVE PURCHASE OF SERVICES	Mobile Dentistry Services for Inmates, Statewide (22-07)	N	Dental Health Management Solutions, Inc., dba Dental Health Management Solutions, Inc.	10/1/2021	\$ 258,960.00	\$ 258,960	\$ 517,920.00	10/01/21	09/30/23
193(D) Goods, Services, Construction	PSD 900 (CDR)	PSD Procurement & Contracts Unit - Marc Yamamoto	21-11	S - Services	RFP/COMPETITIVE PURCHASE OF SERVICES	Statewide Automated Victim Information Notification (SAVIN) System (21-11)	N	Appriss, Inc.	5/1/2021	\$ 168,677.00	\$ 81,853	\$ 260,632.16	05/01/21	04/30/24
193(D) Goods, Services, Construction	PSD 407 (OCCC) 402 (HCF)	PSD Procurement & Contracts Unit - Marc Yamamoto	68784	S - Services	IFB	Refuse Collection Service Oahu Community Correctional Center and Hialeah Correctional Facility (20-19) 68784	N	Honolulu Disposal Service, Inc., dba Honolulu Disposal Service, Inc.	6/1/2020	\$ 211,341.60	\$ 634,025	\$ 845,366.40	06/01/20	05/31/24
193(D) Goods, Services, Construction	PSD 405 (HCCC)	PSD Procurement & Contracts Unit - Marc Yamamoto	69394	S - Services	IFB	Operation and Maintenance Services of Wastewater Treatment Plant and LIFT Station - Hale Nani Work Release Center (21-32) 69394	N	Aqua Engineers, Inc., dba Aqua Engineers, Inc.	1/7/2021	\$ 58,573.00	\$ 117,148	\$ 175,719.00	02/01/21	01/31/24
193(F) Health and Humans Services	PSD 808 (NSF)	PSD Procurement & Contracts Unit - Marc Yamamoto	21-28	S - Services	RFP/COMPETITIVE PURCHASE OF SERVICES	Multi-Custody Level Correctional Facility for the Care, Custody and Confinement of Hawaii Adult Male Offenders (21-28)	N	Corrections Corporation of America	7/1/2021	\$ 50,670,030.00	\$ 109,941,170	\$ 156,614,200.00	08/01/21	07/31/24
193(D) Goods, Services, Construction	PSD 408 (KCCC)	psd	69496	S - Services	IFB	Operation and Maintenance of Main Force Sewer Lift Station at KCCC (21-33) 69496	N	Aqua Engineers, Inc.	7/1/2021	\$ 21,600.00	\$ 43,200	\$ 64,800.00	07/01/21	06/30/24
193(D) Goods, Services, Construction	PERS	PSD Procurement & Contracts Unit - Marc Yamamoto	17-PERS-33	P - Professional Services	PROFESSIONAL SERVICES	Pre and Post Employment: Offer Psychological Evaluation Services for ACO Applicants (17-33)	N	Herbert M. Gupton, Ph.D.	7/25/2017	\$ 164,700.00	\$ 328,400	\$ 494,100.00	08/01/17	07/31/23
193(D) Goods, Services, Construction	ADM	PSD Procurement & Contracts Unit - Marc Yamamoto	21-ADM-21	S - Services	IFB	Security Guard Services for the Keoni Ana Building (21-21)	N	Alii Security	12/1/2020	\$ 62,836.80	\$ 134,310	\$ 197,147.28	12/01/20	11/30/23
193(D) Goods, Services, Construction	PERS	PSD Procurement & Contracts Unit - Marc Yamamoto	69189	S - Services	IFB	Controlled Substance Testing Services and Medical Review Officer Services, Statewide (21-08A) 69189	N	Diagnostic Laboratory Services, Inc.	9/20/2020	\$ 46,597.50	\$ 46,598	\$ 93,195.00	12/01/20	11/30/23
193(D) Goods, Services, Construction	PERS	PSD Procurement & Contracts Unit - Marc Yamamoto	69702	S - Services	IFB	Controlled Substance Testing Services and Medical Review Officer Services, Statewide (21-08B) 69702	N	Straub Clinic & Hospital	9/20/2020	\$ 16,880.00	\$ 16,880	\$ 33,760.00	12/01/20	11/30/23

Administrative Services Office

Authorized State 103(D) or 103(F)	Division // Office Name // Attached Agency	Procurement Officer Name	Contract No.	Type Goods/ Services/ Construction/HS	Method of Procurement	Contract Description	Declared Disaster Ready? Could the contract scope be used during a declared disaster? Y/N	Contractor Name	Notice of Award Date	Awarded Amount	Funds added through Modifications	Total Contract Amount	From (MM/DD/YY)	To (MM/DD/YY)
103(D) Goods, Services, Construction	HPA	PSD Procurement & Contracts Unit-Marc Yamamoto		Document Imaging ES3and Document Management (23-22) 7090+A532	IFB	Document Imaging and Document Management (23-22) 70902	N	SIMS Hawaii Consulting, Inc., dba SIMS Hawaii	2/16/2023	\$ 79,400.00		\$ 79,400.00	02/16/23	02/15/24
103(D) Goods, Services, Construction	RCD	PSD Procurement & Contracts Unit-Marc Yamamoto	69478	S - Services	IFB	Document Imaging and Document Management (21-38) 69478	N	SIMS Hawaii Consulting, Inc., dba SIMS Hawaii	3/29/2021	\$ 28,467.00	\$ 15,000	\$ 43,547.00	04/16/21	04/15/24
103(D) Goods, Services, Construction	CPS_SOTP	PSD Procurement & Contracts Unit-Marc Yamamoto	69572	S - Services	IFB	Document Imaging and Document Management (21-42) 69572	N	SIMS Hawaii Consulting, Inc., dba SIMS Hawaii	3/29/2021	\$ 21,042.00	\$ 9,884	\$ 31,026.00	04/23/21	04/22/24
103(F) Health and Human Services	CPS	PSD Procurement & Contracts Unit-Marc Yamamoto	68735	S - Services	RFP/COMPETITIVE PURCHASE OF SERVICES	Outpatient & Continuing Care Substance Abuse Treatment for Male and Female Offenders Statewide (20-05) 68735	N	Salvation Army, dba The Salvation Army-Addiction Treatment Services	2/25/2020	\$ 550,000.00		\$ 550,000.00	01/01/20	12/31/23
103(D) Goods, Services, Construction	CPS	PSD Procurement & Contracts Unit-Marc Yamamoto	S-CPS/SA-3	G - Goods	IFB	ENZYMIC IMMUNOASSAY URINALYSIS DRUG TESTING SYSTEM for Facilities on the Islands of Oahu, Hawaii, Maui and Kauai Corrections Program Services (22-05)	N	Microgenics Corporation	8/26/2021	\$ 95,000.00	\$ 38,000	\$ 133,000.00	08/26/21	08/25/23
103(D) Goods, Services, Construction	COR	PSD Procurement & Contracts Unit-Marc Yamamoto		S - Services		Inmate Pay Telephone System (16-17)	N	Global Tel*Link Corp	11/29/2016	\$ 200,000.00		\$ 200,000.00	06/01/18	11/27/23
										\$ 89,903,130	\$ 129,323,970	\$ 219,227,100		

* Note: Definition of Contract for Purposes of this contract log: Any contract or Purchase Order that has a Period of Performance.

 Jul 19, 2023
 Department Head Signature Date

Information Technology Systems Unit

The Information Technology Systems (ITS) Unit is responsible for the infrastructure architecture, hardware, software, and networking of computers in the Department to support the delivery of services. ITS maintains the computer systems and networks across the state, resolving technical problems while managing end-user requests.

ITS support interfaces, in-house applications as well as acquired applications and enhancements. We administer, plan and direct Application System Design, development, implementation, and maintenance of departmental business application computer systems.

We strive to maintain up-to-date technology, knowing the importance of regulatory compliance, security, and increased productivity. We are dedicated to evaluating and managing the software and hardware necessary to keep the network online and functioning at a high level.

The following are projects ITS started/completed in FY 2023:

- GTL KIOSK PROJECT**
 Approved visitors can now easily deposit funds for inmates via special GTL kiosks located at all facilities. These funds are then electronically transferred over to the Inmate Trust Acct (ITA) system. This went Live on 10/19/2022.
- OFFENDERTRAK CLASSIFICATION CHANGES**
 Modifications to drop-down menus for Classification instruments (specifically for incidents and charges) were moved to Offendertrak Production on 11/04/2022. These changes provided improvements to better align with Classification operational requirements.
- PROCUREMENT DOCUMENT MANAGEMENT**
 A document management solution was implemented for Procurement on 12/12/2022. This new process includes a stream-lined document filing setup in SharePoint, and also incorporated a change to Procurement's Contract Management application called PCM. PCM was updated to



Administrative Services Office

now link over to Procurement's contracts/documents in SharePoint. This switchover to SharePoint enables the Procurement team to easily store and access their documents at any time and from anywhere.

- **VXRAIL UPGRADES**

Required upgrades for the VxRail (VM/virtual servers) appliance were completed in FY23. Additional memory was installed in November 2022 to meet the new server needs for the Health Care application (eCW). In addition, the VMware vSphere server virtualization platform software was upgraded from version 6 to version 7 in January 2023.

- **OFFENDERTRAK GTL PHONE INTERFACE ENHANCEMENT**

The addition of Gender information is now included in the GTL Phone Interface. This was successfully moved to Live on 1/26/2023. This gender detail was needed for both the phones and tablets that are being used at all the facilities.

SYSTEM UPGRADES FOR HEALTH CARE'S EMR SYSTEM (eCW)

Various high priority upgrades were completed for Health Care's eCW application. On the hardware side, all new servers were setup/configured. On the software side, the eCW application was upgraded from v9 to v10. Health Care went Live on the new version 10 on 2/10/2023. The system has been up and running and stable.

- **AUTOMATED REPORTS**

Two (2) weekly reports that were previously handled manually are now fully automated.

The reports that were automated are: 1) Facility Locator and 2) INS report.

Automating these reports not only saved staff time and effort, but the reports are now available to the users reliably on the same day/time each week (users include Police dept, Courts, DHS, and other State agencies). This project was completed in June 2023.

- **CORRECTIONS COLLABORATION SYSTEM (CCS)**

A Request for Proposals has been posted and the procurement process is underway. With unexpected delays, the Department expects to award a contract in early calendar year 2024. A critical priority of the Corrections Collaboration System is to replace the current Offender Management System, "OffenderTrak", before the Department loses vendor support at the end of Fiscal Year 2025. Additionally, the CCS will consolidate all major functions of the Department's Correctional Division onto a single platform to provide comprehensive inmate profiles to authorized individuals and provide improved support for data driven decision-making to reduce inmate recidivism.

- **INFORMATION TECHNOLOGY (IT) SUPPORT DESK ONLINE SYSTEM**

The IT help desk/trouble ticket system has streamlined the services which handles:

- a. imaging laptops and computers
- b. responding to computer and application issues
- c. installing approved software programs
- d. installing printers and
- e. addressing network connectivity issues.

Since implementation of the trouble ticket system, response times to the user were shortened, reduced service disruption, improved IT staff productivity, and provided historical data on service tickets. (The historical data has been used for training IT personnel when unusual issues presented themselves and how it was resolved.)



Administrative Services Office

Below are the number of trouble tickets received by month:

MONTH	NUMBER OF TICKETS RECEIVED	NUMBER RESOLVED
Jul-22	228	228
Aug-22	265	265
Sep-22	292	292
Oct-22	259	259
Nov-22	214	214
Dec-22	212	212
Jan-23	259	259
Feb-23	232	232
Mar-23	255	255
Apr-23	182	182
May-23	219	219
Jun-23	233	232
TOTAL:	2850	2849

- **NETWORK REFRESH ONGOING:** Replacement of outdated hardware includes switches, routers, and cables. To improve the performance, reliability, and security of the network.

Office Services Unit

- Continue to monitor and adjust PSD at Keoni Ana staff's shredding/ document destruction and media destruction needs.
- Continue to monitor, purchase, and distribute sanitizing products for PSD Keoni Ana staff to address the COVID-19 PANDEMIC.
- Assist the PSD Information Technology section with digitizing PSD policy and procedures manuals

Operating Budget Unit

See attached table showing Annual Expenditure Report for Fiscal Year 2023.



Administrative Services Office

ANNUAL EXPENDITURE REPORT

7/26/2023

Fiscal Year 2023

Program	Total	General	Means of Financing		
			Special / Revolving	Inter- Departmental	Federal
Corrections					
Halawa Correctional Facility	33,329,172	33,329,172			
Kulani Correctional Facility	6,093,900	6,093,900			
Waiawa Correctional Facility	8,106,358	8,106,358			
Hawaii Community Correctional Center	13,804,116	13,804,116			
Maui Community Correctional Center	13,342,863	13,342,863			
Oahu Community Correctional Center	41,725,702	41,725,702			
Kauai Community Correctional Center	6,145,400	6,145,400			
Women's Community Correctional Center	12,894,724	12,894,724			
Non-State Facilities	46,259,565	46,259,565			
Intake Service Centers	4,057,457	4,057,457			
Corrections Program Services	24,374,418	24,150,973			223,445
Health Care	33,810,841	33,810,841			
Correctional Industries	5,399,189		5,399,189		
Total - Corrections	249,343,705	243,721,071	5,399,189	-	223,445
Law Enforcement					
Narcotics Enforcement Division	2,135,535	1,337,684	448,823		349,028
Sheriff Division	33,069,172	23,827,029		8,777,184	464,959
Total - Law Enforcement	35,204,708	25,164,713	448,823	8,777,184	813,987
General Administrative and Attached Agencies					
Hawaii Paroling Authority - Determinations	524,338	524,338			
Hawaii Paroling Authority - Supervision & Counseling	4,174,930	4,174,930			
Crime Victim Compensation Commission	1,517,951	1,002,066	515,885		
General Administration*	46,223,728	17,689,479	357,069		28,177,180
Total - General Administrative and Attached Agencies	52,440,947	23,390,813	872,954	-	28,177,180
Grand Total - Department of Public Safety	336,989,360	292,276,598	6,720,966	8,777,184	29,214,612

Report is based on MBPE02-1 and includes encumbrances

*General Administration General Funds include funds appropriated by Acts 118, 125, and 245, SLH 2022.



Fiscal Office

The Fiscal Office services the entire department by providing fiscal management services through three subunits:


- Accounting
- Payroll
- Vouchering

The Fiscal Office provides fiscal management including accounting, record keeping, and auditing; financial reporting to the Department of Accounting and General Services and granting agencies; vouchering for procurement of goods and services, payroll preparation; and site guidance and record auditing of equipment and capital assets inventory and disposal management.

- Plans, organizes, directs, and coordinates subordinate staff services to meet operating requirements of the Department and to comply with applicable Federal, State, and Departmental laws, rules, and regulations.
- Initiates staff studies pertinent to assigned functions and recommends changes in policies and procedures, organization, staffing, equipment, and other management elements; prepares budget justifications and operational expenditure plans.
- Oversees compliance by all Departmental components of approved policies and procedures and institutes instructional and informational materials, workshops, and other means to ensure compliance.
- Advises and instructs operating management on relevant aspects to ensure the effectiveness and efficiency of operations; prepares reports on operations for top management.
- Maintains liaison with central services agencies for purposes of coordination and general work scheduling relative to ongoing activities and special projects, and to obtain specialized assistance.
- Develops and maintains Department-wide methods, procedures, and controls consistent with central agency requirements and sound administrative practice relative to fiscal responsibilities.
- Coordinates with central information technology and accounting agencies to ensure the accuracy of records and the timeliness of payments; and deals with vendors to effect purchases and deliveries, verify agreements and actions take, explain procedures, and so forth.
- Advises and instructs operating management on fiscal management methods, procedures, policies, and guidelines.
- Prepares reports on Departmental fiscal management as well as operational concerns and developments.

ACCOUNTING UNIT

Maintains the Departmental accounts record keeping systems for State appropriations and allotments as well as federal grants, inmate trust accounts, special funds, interdepartmental funds, and other funds.

- Establishes and maintains general and detailed ledger of accounts, including the internal transfer of funds and reconciliation with the Department of Accounting and General Services central ledgers.
 - Compiles and analyzes fiscal data and prepares reports on appropriations and allotments, status of funds, and encumbrances and expenditures, including reports on financial trends, potential problems, and other developments; interprets
- 

fiscal data for management purposes.

- Informs and instructs operating units on fiscal record keeping, reporting requirements, and related topics.
- Initiates and oversees annual Departmental physical inventory and conducts equipment disposal activities. Also confers with Capital Improvements Program Coordinator in overseeing the proper maintenance of the capital assets inventory for buildings and improvements.
- Prepares Annual Comprehensive Financial Report (ACFR) for the State Audit, and Schedules of Expenditures for Federal Awards (SEFA)
- Keeps abreast of evolving GASB statements and directs Department-wide implementation based on central agency guidelines.
- Manages all Audit Requests and Responses to all Agencies

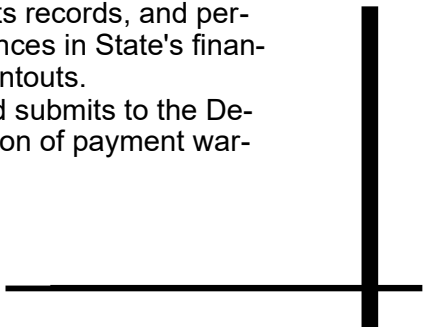
PAYROLL UNIT

Processes departmental payroll and maintains supporting documents.

- Reviews payroll transactions, calculating and verifying adjustments, follows up on discrepancies and corrections, posts changes to the Hawaii Information Portal (HIP) for preparation of salary ACH payments and warrants, and performs other related functions.
- Support facilities and sites with review and submissions of HIP timesheets saved but not submitted by employees.
- Receive, review and complete work comp forms, making necessary changes, calculates and submits for payments.
- Receives, reviews, and completes TDI forms, calculates, and submit for payments.
- Receives, reviews, and completes AIL forms, calculates, and submits for payment.
- Receives, reviews and Works on Leave Without Pay Reports received by HR and facilities and submit for collections.
- Support ERS in assisting with past payroll questions and calculations. Submissions of payroll templates due to errors in reporting.
- Complete forms and calculations of Contributions for Military Leave Under the Servicemen's Act.
- Support facilities and sites regarding any missing pay by researching the causes and communicating said research.
- Provides guidance and direction to site payroll staff.
- Receives, reviews, and processes transfer of vacation and sick leave credits.
- Maintains applicable records, files, and other documents.

VOUCHERING UNIT

Processes departmental encumbrances and expenditures.

- Pre-audits encumbrance and expenditure documents, posts records, and performs data entry to encumber funds or liquidate encumbrances in State's financial management information system; verifies computer printouts.
 - Prepares summary warrant vouchers with attachments and submits to the Department of Accounting and General Services for preparation of payment warrants.
 - Maintains applicable records, files, and other documents.
- 



Human Resources (HR) Office

The Personnel Management Office transitioned to become the Department of Public Safety’s Human Resources (HR) Office. HR manages a comprehensive system of personnel staff services to assist PSD’s management in the effective recruitment, retention, and utilization of personnel resources through programs of staffing and technical services, labor relations, employee relations and safety, and employment transactions and records, and while assuring PSD’s compliance with Federal and State employment laws, rules and regulations, and various collective bargaining agreements.

HUMAN RESOURCES-EMPLOYEE RELATIONS & TRANSACTIONS

The Employee Relations and Transactions (ERT) comprises one of three sections of the Human Resources (HR) Office. HR-ERT manages all State employee wage and benefits programs including but not limited to Employer-Union Health Benefits Trust Fund (medical and life insurance), Island Savings Deferred Compensation Plan (IRC 457), Retirement, Family and Medical Leave Act (FMLA), Temporary Disability Insurance (TDI), Leave Sharing, Incentive and Service Awards, Workers’ Compensation, Return to Work Priority Placement, and Performance Appraisals.

Workers’ Compensation is a wage loss replacement benefit provided to employees who suffer a work-related injury as defined by Hawaii Revised Statutes (HRS) §386.

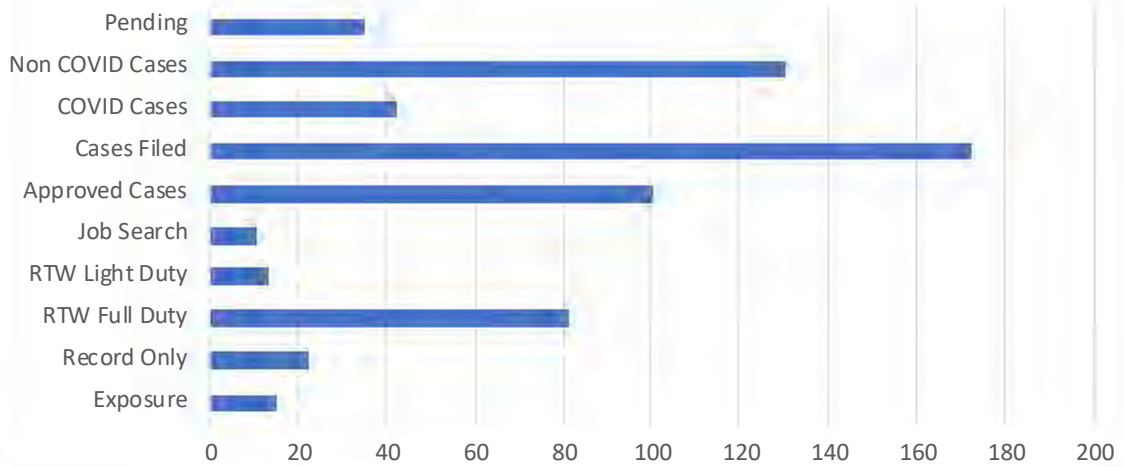
2022 Workers Comp Annual Report	
<i>Pending</i>	35
<i>Non COVID Cases</i>	130
<i>COVID Cases</i>	42
<i>Cases Filed</i>	172
<i>Approved Cases</i>	100
<i>Job Search</i>	10
<i>RTW Light Duty</i>	13
<i>RTW Full Duty</i>	81
<i>Record Only</i>	22
<i>Exposure</i>	15

FMLA entitles eligible employees job protection while utilizing authorized leave with or without pay due to personal illness or to care for family members suffering from an illness.

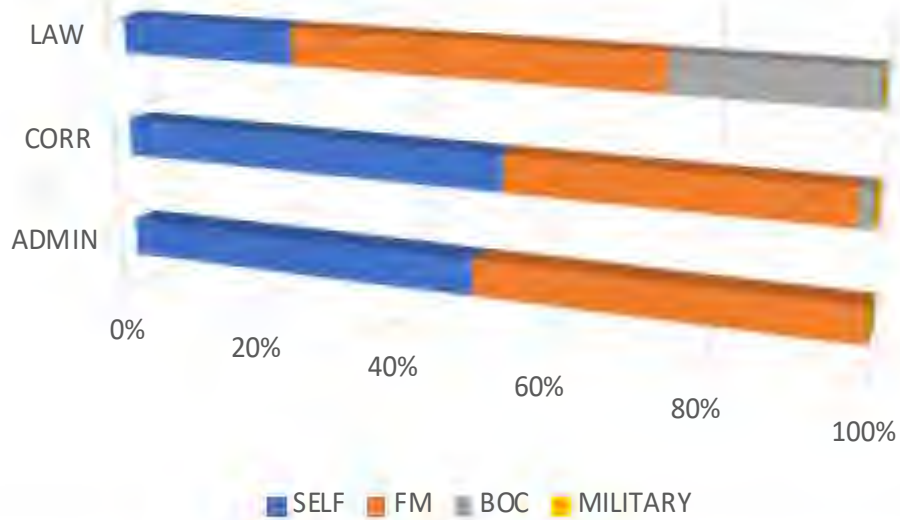
TDI, like workers’ compensation is a wage loss replacement program. An eligible employee who suffers a non-work-related disability is entitled to receive 58% of his/her average weekly wages.

Human Resources (HR) Office

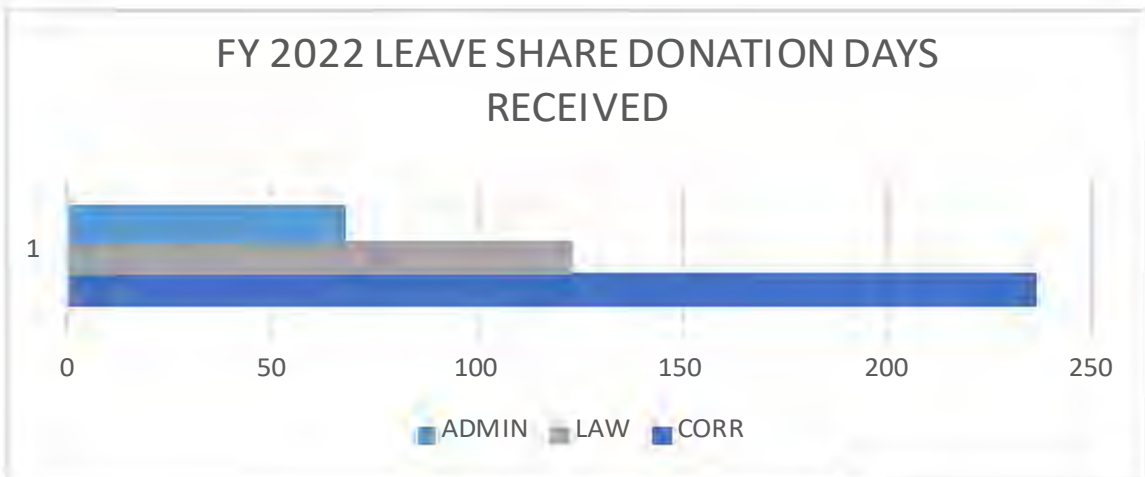
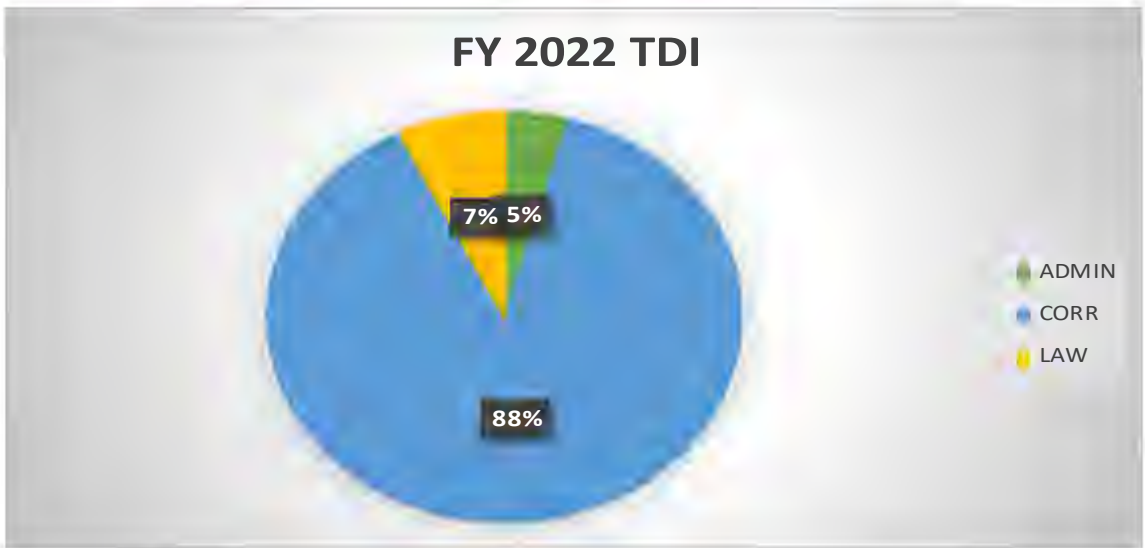
2022 Workers Comp Annual Report



FY 2022 FMLA/HFFL



Human Resources (HR) Office



Human Resources (HR) Office

The Department Leave Sharing Program allows employees to donate vacation leave to ease the financial burdens of fellow employees, who would otherwise be on leave without pay due to a personal injury or illness or to care for a family member who is suffering from a personal injury or illness.

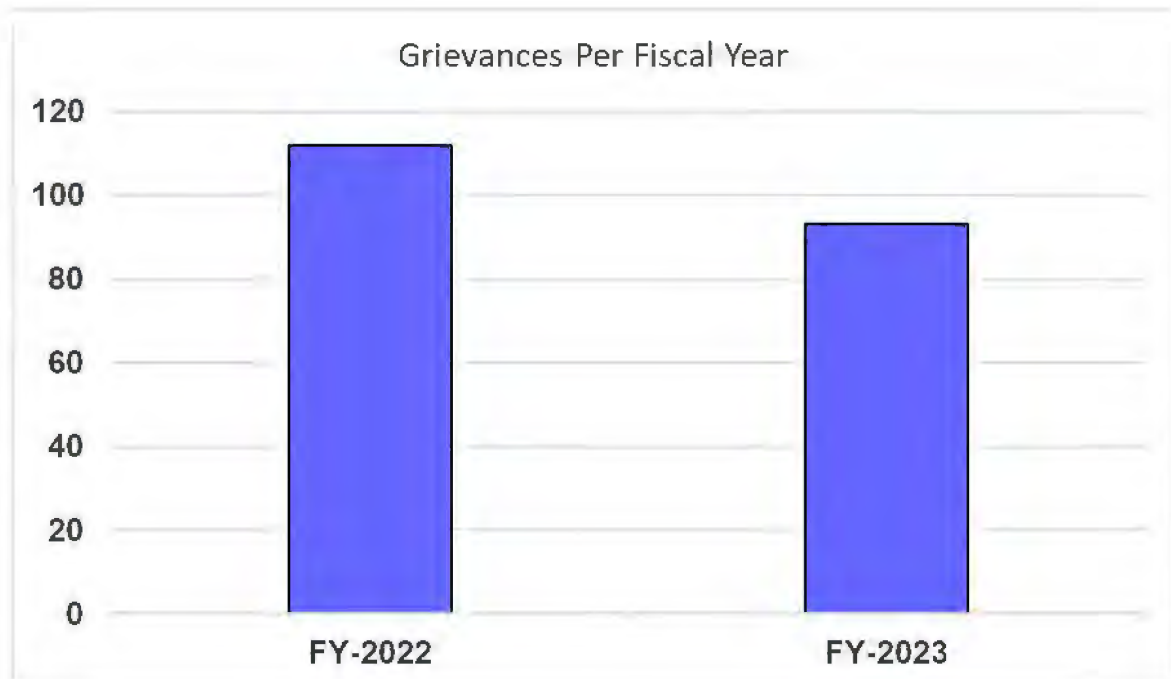
HR-ERT is also the Department's official record keeper and responsible for providing advisory assistance for all employee leave and compensation matters such as Uniformed Services Employment and Reemployment Act (USERRA), Federal Labor Standards Act (FLSA), Employment Verification, Temporary Assignments, Pay Increases, Step Movements, processing Employee Personnel Action Report (EPAR) data into HRMS. HR-ERT received and processed over 15,000 Departmental Personnel actions Fiscal Year 2022.

LABOR RELATIONS UNIT

The Labor Relations Unit (PER-LR) is one of three units within the Department of Public Safety's Human Resources Office. PER-LR handles employment matters related to applicable Collective Bargaining Agreements (CBA).

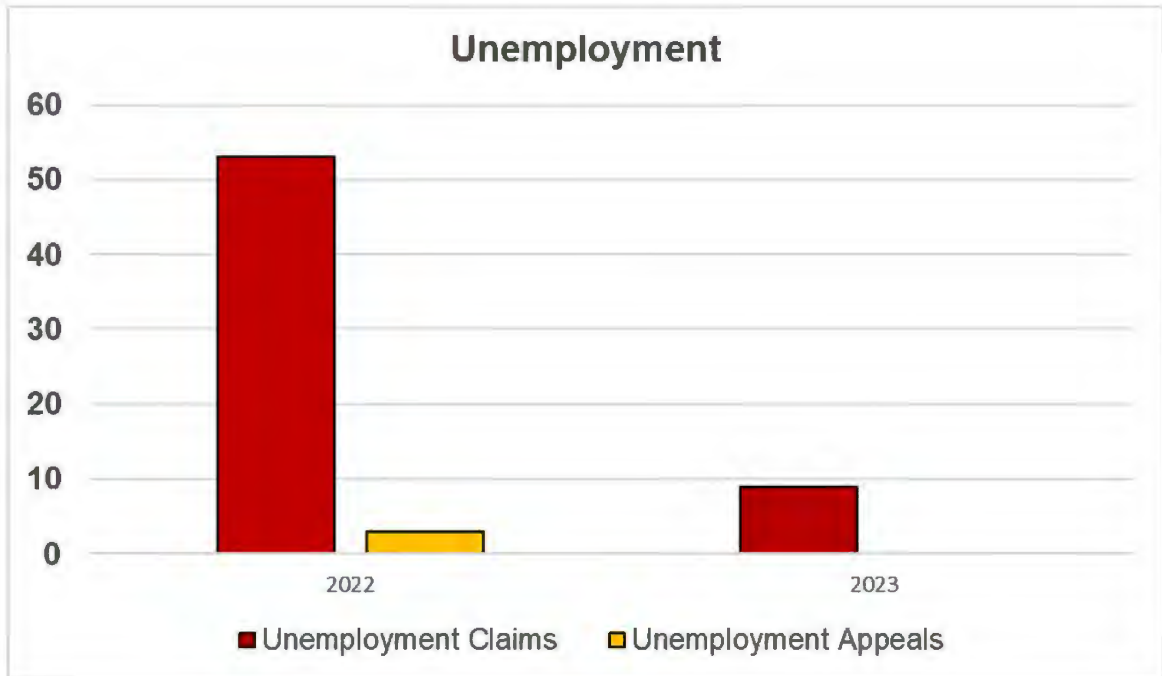
The Department of Public Safety (PSD) employs approximately 2,800 employees. We are staffed with approximately 2,060 employees. These employees are covered by three (3) unions, the Hawaii Government Employees Association (HGEA), the United Public Workers (UPW), and the excluded staff may voluntarily enroll as a member of the AF-SCME-Managerial Confidential Employees Chapter (MCEC) A majority of our employees or about 52% are covered by UPW and work as uniformed staff in the correctional setting. The remaining employees or about 48% are covered by HGEA and AFSCME-MCEC, working in law enforcement, healthcare, and administrative services.

One function of PER-LR is handling grievances received by HGEA and UPW alleging violations of the CBA. This chart indicates a summary of work-related grievances received by UPW and HGEA within the past 2 years. Data reflects a decrease in grievances filed in the fiscal year 2023.



Human Resources (HR) Office

Another function of PER-LR is responding to unemployment claims and attending unemployment appeals filed by current and former PSD employees. There has been a decline in unemployment claims filed. According to the chart below, unemployment claims decreased by approximately 65% from 2022 to 2023. PER-LR represents PSD when an employee files an appeal with the Unemployment Security Appeals Referees' Office (ESARO).



STAFFING AND TECHNICAL SERVICES

Staffing and Technical Services (STS) manages recruitment, examination, classification, and employment suitability, which includes important responsibilities of examination and testing functions for uniform positions such as Adult Corrections Officer & Deputy Sheriff Recruits. This process includes the written civil service examination, physical agility test, oral interviews, truth verification, CVSA and psychological testing.



The economy still shows a labor shortage of workers, and therefore, the department relies on mass hiring of 89-day or emergency-hire employees in the interim when filling permanent vacancies. It resulted in approximately a 170% increase from FY 2022. Additionally, there was a 8% in-



Human Resources (HR) Office

crease of position classification actions taken for FY 2023, and a 14% increase in employment suitability reviews.

# of Positions Filled	FY 2023	FY 2022	FY 2021	FY 2020
Adult Corrections Officer*	225	228	302	147
<i>(Each 89-day cycle counts as one vacancy filled)</i>	(252)	(93)		
Deputy Sheriff	46	35	36	36
Other (Non-uniform)*	357	320		
<i>(Each 89-day cycle counts as one vacancy filled)</i>		(88)	280	192
Total	628	583	618	375
# Position Classification Actions Taken	FY 2023	FY 2022	FY 2021	FY 2020
Total	791	630	537	501

# Employment Suitability Reviews Processed:	FY 2023	FY 2022	FY 2021	FY 2020
Adult Corrections Officer	200	227	184	237
Deputy Sheriff	70	30	45	30
Other (Non-uniform)	255	202	168	210
Total	525	459	397	477

The Recruitment unit has been actively participating in career or job fairs every month since the calendar year began, more than 15 career/job fairs in all facets of government and education, such as federal military bases, University of Hawaii system, State Legislature, etc., and private sector entities, as well as the tri-annual Star Advertiser Career Expo.

Training & Staff Development Office



The mission of the Training and Staff Development (TSD) Office is to provide high quality, job-related, and competency-based training for Department of Public Safety (PSD) and its employees. TSD is responsible for planning, developing, implementing, and coordinating appropriate training for both uniformed and civilian personnel of the Department.

FY23 Training Academy Summary

Basic Courses

1005: Basic Corrections Recruit Course	4 Classes	72 Trained
1001: Corrections Familiarization Training	1 Class	28 Trained
1011: Law Enforcement Recruit Course	2 Classes	20 Trained
1031: LE Annual In-Service	12 Classes	195 Trained
3223: First Line Supervisor (Uniform Staff)	1 Class	30 Trained
Healthcare Division Report Writing	1 Class	20 Trained
Admin Investigations/Report Writing	2 Classes	49 Trained
Performance Appraisal System	1 Class	15 Trained
COR/LE: Firearms Qualifications Oahu	86 Classes	928 Trained
COR/LE: Firearms Qual. (HI, Maui, Kauai)	52 Classes	232 Trained

Instructor Certification Courses

AHA Basic LifeSaver Instructor	2 Classes	18 Trained
Arrest & Control Tactics (Basic/Advanced)	2 Classes	37 Trained
Basic Instructor Dev. Train-the-Trainer	2 Classes	20 Trained
Field Training Officer Instructor	1 Class	10 Trained
Firearms Instructor/Armorer	4 Classes	76 Trained
First Line Supervisor Instructor	1 Class	10 Trained
Less Lethal System Instructor	2 Classes	26 Trained
Manufacturer LIDAR Speed Detection Inst.	1 Class	3 Trained

Training & Staff Development Office



Corrections Subject Areas Taught During FY2023

Academy Orientation & Requirements
Academy Equipment Turn In
ACO / UPW BU Attendance 37.17 & 38.A.11
ADA Rights and Requirements
Alcohol and Substance Abuse (UPW) Attendance / FMLA Policies
Baton Initial Certification
Bloodborne Pathogens & Comm. Diseases
Classification & Housing
Communication & Conflict Resolution
Computer & Internet Usage
Confidential Information & Documents
Constitutional Law for Corrections
Contraband: Identifying & Processing
Control Tactics Initial Certification
Crime Scene and Evidence Preservation
Criminal & Civil Liability
Criminal Justice System
Criminal Law & Hawaii Revised Statutes
Crisis Intervention Techniques
De-escalation
Department ID
Department Organization/Chain of Command
Disturbance / Riot Control
Diversity in Corrections
Domestic Violence
Edged Weapon Defense Initial Certification
EEO / Unlawful Harassment
Effective Communication & Conflict Resolution
Escorting Inmates
Ethics & Professionalism
Evidence Preservation & Collection
Facility Security & Safety Equipment

Female Offender Considerations
Fingerprinting & Photographs
Fire Safety & Prevention
Firearm Qualification - Low Light
Firearms 12 GA Less Lethal Initial Certification
Firearms Fundamental Training: Rifle, Shotgun, Pistol, UOF, Safety.
Firearms Qualification – Pistol / Rifle / Shotgun
AHA First Aid/ CPR/ AED
Forced Cell Movement Extraction/ Insertion
FTO Orders Issued
Ground Assault Defense Initial Certification
Health & Wellness
Hepatitis B Shot #1, #2
Hospital & Special Assignments
Hostage Incidents & Survival
Identification
Incident Command System (100,200,700 & 800)
Inmate Constitutional Rights
Inmate Discipline & Grievance
Inmate Manipulation & Deception
Inmate Mental & Medical Health Services
Inmate Misconduct, Discipline & Grievance
Inmate Personal Property Management
Inmate Substance Abuse
Inmates with Special Needs: Disabled & Elderly
Intake, Assessment & Consular Notification
Intake: Release
Interpersonal Communication Skills
Investigating Disturbances
Issuing & Receiving Equipment and Tools
Key & Tool Control

Training & Staff Development Office



LGBTQ Offenders Considerations
Managing Offenders and their Behavior
Media Relations
Narcotics & Dangerous Drug Identification
Observation and Monitoring of Inmates
OC Spray Initial Certification
PepperBall Operator Initial Certification
Perimeter Security
Post/Area Logbooks
Prison Rape Elimination Act
Processing Mail
Protective Segregation
Report Writing
Responding to Emergencies
Restraints: Mechanical
Restraints: The Safe WRAP Restraint
Safety & Security Equipment
Sanitation Standards & Environmental Health
Searches: Area, Cell, and Vehicle
Searches: Persons
Searching & Inventory
Security Rounds
Security Threat Groups
Standards of Conduct
Stress Management & Resiliency
Suicide Detection & Prevention w/ Rescue Cutter
Supervising Work line
Tactical Medical
Telephone & Radio Communication
Transporting Inmates
Use of Force Decision Making
Use of Force in a Correctional Setting

Use of Force Policy
Workplace Violence

Law Enforcement Subject Areas Taught During FY2022

Academy Orientation & Requirements
Alcohol & Substance Abuse (HGEA)
AHA First Aid / CPR / AED w/Skill Lab
Americans with Disabilities Act
Arrest Procedures w/Skills Lab
Basic Criminal Investigations
Basic Water Safety w/Skills Lab
Bloodborne Pathogens & MRSA
Booking Procedures; Green Box Live Scan
Cell Extraction with WRAP Restraint
Conducted Electric Weapon – TASER
Cognitive Interviews and Note-Taking
City & County Ordinances
Civil and Criminal Liability
Civil Issues and Process
Communicating in a Diverse Society
Communicable Diseases
Conflict Resolution
Controlled Substances
Constitutional Use of Force
Consular Notifications
Control Tactics Initial Certification
Court Orders & Assisting in Warrant Service
Courtroom Demeanor & Testimony
Courtroom Security
Crime Scene Search and Protection
Crimes and Crime Scene w/Skills Lab

Training & Staff Development Office



Crimes Against Persons, Property & Family
Crisis Intervention Techniques
Criminal Justice Systems
Critical Incident Decision Making
Critical Incident and Problem Solving
Cultural Diversity
Custodial Search w/Skill Lab
De-escalation
Department History, Chain of Command
Drug Identification / Evidence Collection
Edged Weapon Defense w/Skills Lab
EEO & Unlawful Harassment
Effective Communication
Effective Report Writing w/Skills Lab
Ethics and Professionalism
Explosives & Responding to a Bomb Threat
Family Code Adult & Child Protective Services
Flying Armed and Carrying Concealed
Fingerprinting and Photographing
Fire safety and Fire Extinguisher Use
Firearms and Range Safety
Firearm Systems and Ammunition Familiarization
Firearms Qualification – Pistol / Rifle / Shotgun
Firearms Qualification – Low Light
Follow-up Interviews
General Criminal Offenses

Ground Assault Defense Initial Certification
Hawaii Motor Vehicle Accident Reporting
Hawaii Motor Vehicle Law
HAZMAT Awareness
High Risk Traffic Stops / Felony Traffic Stops
History and Principles of Law Enforcement
FEMA ICS: 100/200/700/800
Implicit Bias and Procedural Justice
Intent & Elements of Crimes
Interpersonal Communication
Intoxilyzer Operator 8000/9000
Introduction to Criminal Justice System
Introduction to Law Enforcement
Judicial Security
Juvenile Law & procedure
Latent Prints w/Skills Lab
Law Enforcement Drivers Training
Laws of Arrest (Seizure of Persons)
Less Lethal 12 GA Special Impact Rounds
Media and Public Relations
Miranda & Confessions
Motor Vehicle Crash Investigation Labs
Manipulation and Deception
OC Spray Initial Certification w/1 Exposure
Officer Safety & Survival Skills – Basic Tactics

Training & Staff Development Office



Operating a Vehicle under the Influence / HRS
Opioids & NALOXONE Use
Patrol Concepts
Pepperball Systems Operator Initial Certification
Pre-Alcohol Screeners w/Skills Lab
Prison Rape Elimination Act w/Search Lab
Professional Policing & Leadership
Radio Communication Use & Issue
Responding to Active Shooter Situations
Responding to Emergency Incidents
Responding to Calls for Service w/Skills Lab
Responding to Domestic Violence
Restraining Orders and Protective Orders
Rules of Evidence
Search and Seizure
Signs and Symptoms of Mental Illness
Speed Detection & Enforcement / LTI 2020 / Stalker XLR
Standardized Field Sobriety Tests (Wet Lab)
Standards of Conduct
Substance Abuse and Co-occurring Disorders
Suicide Detection and Prevention
Use of Force Policy and Decision Making



ATTACHMENT A

REPORT TO THE LEGISLATURE—2022-2023
 Performance Indicators
 Legislative Report Act 212
 Hawaii Revised Statutes 353H

Stock Population

Month	Males	Females
November 2022	3710	438
December 2022	3653	435
January 2023	3683	446
February 2023	3614	440
March 2023	3663	446
April 2023	3624	456
May 2023	3634	457
June 2023	3631	447
July 2023	3629	465
August 2023	3720	452
September 2023	3688	425
October 2023	3668	422

Ethnic Group

Ethnic Group	November	December	January	February	March	April	May	June	July	August	September	October
American Indian	18	18	19	21	20	23	23	22	20	23	21	20
African American	200	192	200	201	198	203	204	214	213	200	216	208
Caucasian	930	932	924	935	933	941	951	917	915	907	878	882
Chinese	28	29	31	30	31	28	31	30	33	36	33	32
Filipino	439	429	435	413	416	420	419	427	430	416	406	407
Guam/Pacific Islander	40	39	37	37	37	37	38	37	37	40	37	39
Native Hawaiian	1549	1521	1539	1519	1527	1503	1502	1493	1513	1506	1491	1407
Hispanic	98	102	98	95	97	92	94	100	97	98	102	98
Japanese	153	148	148	153	157	153	149	148	141	150	148	151
Korean	28	27	27	26	24	26	24	26	28	29	29	28
Samoan	258	252	247	239	240	241	251	248	244	235	237	229
Other	138	139	146	135	142	142	139	134	142	138	139	143
Unknown	386	391	402	379	384	386	396	396	410	394	376	392

ATTACHMENT A

REPORT TO THE LEGISLATURE—2022-2023

Stock Population Age Group

Age Group (years)	November	December	January	February	March	April	May	June	July	August	September	October
18 to 19	21	34	38	17	16	15	18	16	14	18	17	18
20 to 24	218	277	294	228	229	221	220	217	224	218	210	225
25 to 29	525	555	564	496	508	504	496	486	487	493	478	470
30 to 34	717	724	723	722	718	693	716	712	720	707	690	666
35 to 39	723	685	685	699	691	701	694	695	679	682	669	677
40 to 44	606	566	576	583	590	612	616	606	623	596	602	610
45 to 49	416	399	390	424	419	416	418	407	426	435	426	432
50 to 54	381	376	382	356	358	365	364	367	374	357	354	350
55 to 69	291	268	270	286	299	301	304	313	296	294	299	291
60 to 64	188	182	186	192	190	183	187	185	188	192	186	181
65 and older	174	133	132	175	183	179	183	183	187	175	177	174
Unknown	5	12	13	5	5	5	5	5	5	5	5	5

Crime Class

Crime Class	November	December	January	February	March	April	May	June	July	August	September	October
All Other	962	949	990	933	979	959	957	929	978	967	908	966
Drug			43	41	36	48	44	43	41	44	34	
Paraphernalia	42	47										33
Major Violent	265	268	279	273	274	258	297	278	259	255	279	275
Missing	17	24	16	16	18	19	16	16	18	17	18	17
Other Violent	489	455	486	502	484	466	485	501	495	473	478	468
Property	1081	1087	1095	1104	1076	1085	1108	1108	1115	1146	1124	1068
Revocation	443	432	395	391	408	416	385	383	385	397	381	365
Robbery	240	217	215	200	216	218	199	198	215	203	197	223
Serious Drug	411	429	421	431	425	421	421	444	429	392	405	406
Sexual Assault	315	311	313	292	290	305	309	292	288	278	289	278

ATTACHMENT B & C

REPORT TO THE LEGISLATURE—2022-2023

Admissions

Month	FY 2018		FY 2019		FY 2020		FY 2021		FY 2022		FY 2023	
	Male	Female	Male	Female	Male	Female	Male	Female	Male	Female	Male	Female
July	849	221	897	235	872	234	633	139	480	108	418	105
August	955	216	815	186	895	204	456	114	396	82	497	133
September	889	187	851	185	841	185	350	78	360	73	424	110
October	904	188	980	245	857	202	406	116	401	91	423	94
November	816	214	789	181	741	143	352	81	441	102	409	97
December	801	207	740	175	754	206	370	75	382	73	421	89
January	890	204	878	199	850	211	385	87	407	65	493	113
February	838	192	800	195	783	207	376	88	392	92	406	98
March	793	183	818	194	590	151	409	80	501	87	513	128
April	847	184	858	197	304	46	448	93	467	119	433	109
May	942	213	900	215	448	108	480	86	504	118	501	144
June	849	206	841	208	612	143	452	92	456	107	488	114

Releases

Month	FY 2018		FY 2019		FY 2020		FY 2021		FY 2022		FY 2023	
	Male	Female	Male	Female	Male	Female	Male	Female	Male	Female	Male	Female
July	861	221	859	189	936	233	594	128	476	95	390	95
August	933	223	872	210	884	211	739	184	380	84	494	136
September	859	195	811	175	847	178	374	75	348	81	510	121
October	902	207	965	224	904	212	387	92	411	84	445	92
November	912	216	854	192	780	159	344	71	411	97	431	95
December	882	221	829	176	841	209	381	87	432	82	469	93
January	838	205	907	175	811	215	383	71	338	85	466	101
February	797	170	813	199	752	186	410	96	444	69	468	106
March	873	214	822	200	925	230	434	83	466	112	497	122
April	856	173	840	191	754	185	495	88	438	105	451	100
May	910	203	878	203	399	98	420	77	438	89	488	132
June	855	225	800	213	478	134	479	107	451	119	499	129

ATTACHMENT D

REPORT TO THE LEGISLATURE—2022-2023

Median Length of Stay

Median Length of Stay based on FY 2023 Releases

Custody Status	Release Disposition	Number of Releases	Median Length of Stay (Days)
Sentenced Felon	DIED	15	5385
	DISM	1	633
	DISC	10	1291
	PAR	278	1549
	PROB	11	249
	RTO	3	2523
	SRP	2	872.5
	TS	224	1481.5
Sentenced Felon Probationer	DISC	6	29.5
	NOPR	1	77
	PAR	1	194
	PROB	818	172
	ROR	8	182.5
	RTA	1	7
	RTO	1	180
	SR	3	268
	SRP	56	161.5
	SUSP	1	7
TS	52	184.5	
Custody Status	Release Disposition	Number of Releases	Median Length of Stay (Days)
Sentenced Misdemeanant	DISC	4	13
	BAIL	1	14
	BOND	1	30
	DISM	1	3
	PAR	1	37
	PROB	214	19.5
	RADM	2	1
	RHSH	1	5
	ROR	2	21.5
	RTA	5	5
	RTO	1	364
	SR	2	78
	SRP	3	75
	SUSP	1	14
	TS	765	7
Parole Violator	DISC	1	47
	BOND	2	692.5
	PAR	96	300
	TS	138	292.5

ATTACHMENT D

REPORT TO THE LEGISLATURE—2022-2023

Median Length of Stay

Median Length of Stay based on FY 2023 Releases

Custody Status	Release Disposition	Number of Releases	Median Length of Stay (Days)
Pretrial Felon	DISC	47	18
	ACQ	7	186
	BAIL	195	17
	BC	2	24
	BOND	615	18
	CREL	2	134.5
	DIED	7	133
	DISM	82	39.5
	NOPR	18	15.5
	PROB	40	140.5
	RADM	5	1
	RHSH	109	128
	ROR	231	102
	RTA	38	9.5
	RTO	6	135.5
	SR	301	25
	SRP	204	120
SRS	100	56	
SUSP	2	13	
TS	23	67	
Custody Status	Release Disposition	Number of Releases	Median Length of Stay (Days)
PRETRIAL MISDEMEANANT	DISC	28	15.5
	ACQ	2	172.5
	BAIL	195	5
	BC	1	46
	BOND	121	10
	CREL	3	91
	DISM	61	15
	NOPR	15	32
	PROB	80	13
	RADM	6	1
	RHSH	259	12
	ROR	151	17
	RTA	208	8
	RTO	1	7
	SR	66	9
	SRP	7	22
	SRS	9	50
TS	261	8	

ATTACHMENT D

REPORT TO THE LEGISLATURE—2022-2023

Median Length of Stay

Median Length of Stay based on FY 2023 Releases

Custody Status	Release Disposition	Number of Releases	Median Length of Stay (Days)
HOLDS	DISC	2	17.5
	BAIL	2	2
	BOND	3	2
	DISM	1	9
	RADM	1	4
	RHSH	5	3
	ROR	3	9
	RTO	45	18
Custody Status	Release Disposition	Number of Releases	Median Length of Stay (Days)
PROBATION VIOLATOR	DISC	9	29
	BAIL	40	23
	BC	1	12
	BOND	135	17
	CREL	1	161
	DISM	4	104
	PAR	2	1288.5
	PROB	49	42
	RADM	2	1
	RHSH	17	102
	ROR	150	64.5
	RTA	2	42
	SR	16	45.5
	SRP	83	126
	SRS	2	18.5
	TS	15	74



ATTACHMENT D

REPORT TO THE LEGISLATURE—2022-2023

Median Length of Stay

Median Length of Stay based on FY 2023 Releases

Custody Status	Release Disposition	Number of Releases	Median Length of Stay (Days)
HOPE PROGRAM	DISC	1	7
	BAIL	2	61.5
	BOND	1	5
	PROB	57	30
	RHSH	1	263
	ROR	24	51.5
	SRP	2	136



ATTACHMENT D

REPORT TO THE LEGISLATURE—2022-2023

10 Year Population Projection

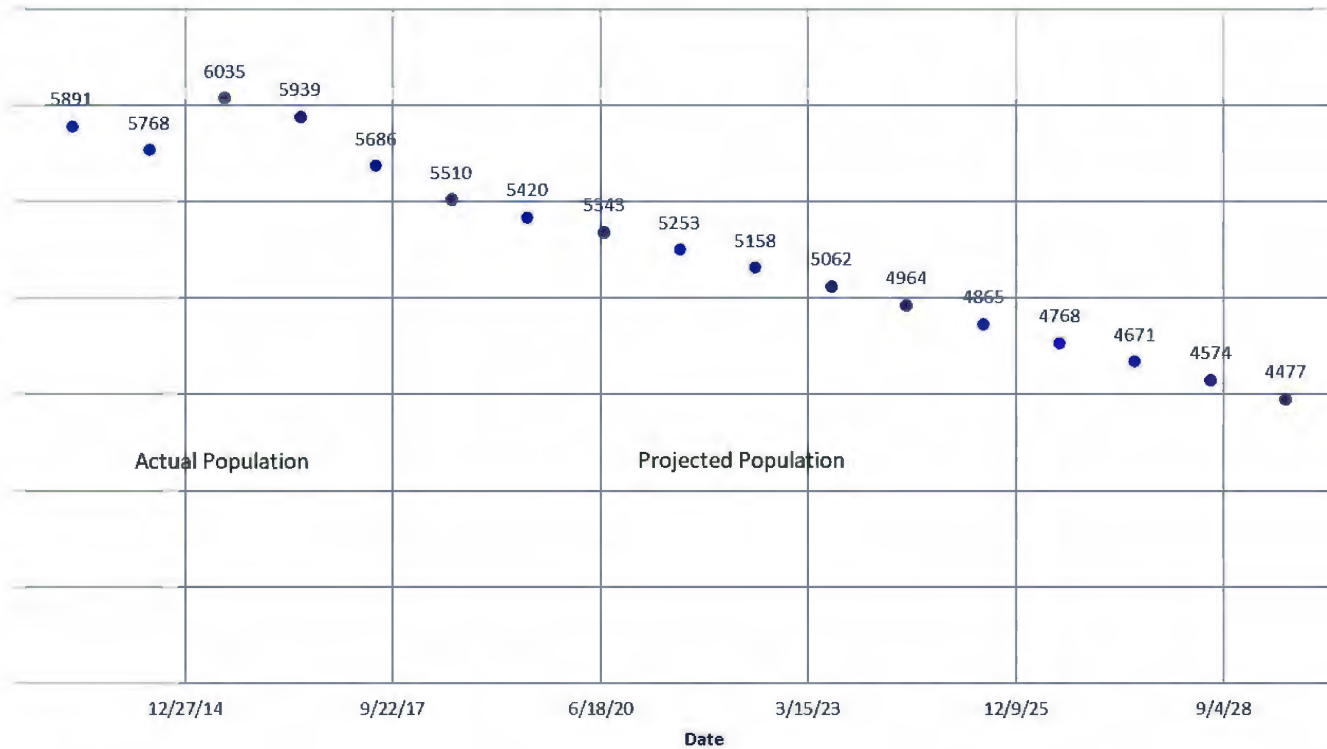
Given the COVID-19-related population reductions, a meaningful projection cannot be conducted this year.

The data used for the projection were the weekly assigned counts from the weekly population reports.

The projection was done with a stepwise autoregression model.

The data points are the first Monday of each Fiscal Year.

10 year Population Projection



ATTACHMENT E

REPORT TO THE LEGISLATURE—2022-2023

Monthly Intakes—The rest of the file is sub-divided by Demographic and Custody Information

Custody Status

Month	Ethnic Group	Pretrial Felon	Pretrial Misdemeanant	Pretrial Petty Misdemeanant	Missing
July	01_American Indian	1	.	1	1
	02_African American	11	3	.	.
	03_Caucasian	54	38	17	5
	04_Chinese	5	1	1	.
	05_Filipino	36	10	.	.
	06_Guam	.	1	.	.
	07_Hawaiian	64	27	8	1
	08_Hispanic	30	10	1	.
	09_Japanese	4	5	.	.
	10_Korean	.	3	.	.
	11_Samoan	32	3	2	.
	12_Other	20	3	2	.
	13_Unknown	49	24	12	4
	14_Micronesian	3	5	2	1
	15_Tongan	8	.	.	.
Month	Ethnic Group	Pretrial Felon	Pretrial Misdemeanant	Pretrial Petty Misdemeanant	Missing
August	01_American Indian	.	.	1	.
	02_African American	21	5	5	.
	03_Caucasian	70	38	13	3
	04_Chinese	2	4	.	.
	05_Filipino	26	11	7	.
	07_Hawaiian	130	42	18	5
	08_Hispanic	26	15	3	.
	09_Japanese	6	6	.	.
	10_Korean	.	.	1	.
	11_Samoan	18	.	.	.
	12_Other	3	4	1	.
	13_Unknown	44	34	16	5
	14_Micronesian	5	4	1	.
	15_Tongan	11	1	.	.

ATTACHMENT E

REPORT TO THE LEGISLATURE—2022-2023

Monthly Intakes—The rest of the file is sub-divided by Demographic and Custody Information

Custody Status

Month	Ethnic Group	Pretrial Felon	Pretrial Misdemeanant	Pretrial Petty Misdemeanant	Missing
September	01_American Indian	.	.	1	.
	02_African American	15	5	1	.
	03_Caucasian	44	36	14	.
	04_Chinese	4	.	1	.
	05_Filipino	20	13	4	.
	06_Guam	.	1	.	.
	07_Hawaiian	100	38	13	.
	08_Hispanic	32	9	1	.
	09_Japanese	12	2	1	.
	10_Korean	3	2	1	.
	11_Samoan	13	.	.	.
	12_Other	4	1	1	.
	13_Unknown	38	29	15	.
	14_Micronesia	6	4	1	.
	15_Tongan	5	.	.	.
Month	Ethnic Group	Pretrial Felon	Pretrial Misdemeanant	Pretrial Petty Misdemeanant	Missing
October	01_American Indian	2	2	.	.
	02_African American	31	9	2	.
	03_Caucasian	41	24	14	2
	04_Chinese	3	.	1	.
	05_Filipino	18	14	.	.
	06_Guam	2	3	.	.
	07_Hawaiian	58	17	13	3
	08_Hispanic	21	8	4	.
	09_Japanese	4	2	2	.
	10_Korean	2	3	1	.
	11_Samoan	21	4	.	.
	12_Other	6	5	.	1
	13_Unknown	36	32	11	.
	14_Micronesia	7	3	.	.
	15_Tongan	5	.	.	.

ATTACHMENT E

REPORT TO THE LEGISLATURE—2022-2023

Monthly Intakes—The rest of the file is sub-divided by Demographic and Custody Information

Custody Status

Month	Ethnic Group	Pretrial Felon	Pretrial Misdemeanant	Pretrial Petty Misdemeanant	Missing
November	01_American Indian	.	1	.	.
	02_African American	20	8	2	1
	03_Caucasian	41	29	14	2
	04_Chinese	5	.	.	.
	05_Filipino	20	10	5	.
	06_Guam	3	.	1	.
	07_Hawaiian	62	32	21	.
	08_Hispanic	25	11	3	1
	09_Japanese	12	1	1	.
	10_Korean	1	3	.	.
	11_Samoan	2	4	.	.
	12_Other	7	9	1	.
	13_Unknown	25	23	11	2
	14_Micronesian	7	1	1	.
	15_Tongan	3	2	.	.
Month	Ethnic Group	Pretrial Felon	Pretrial Misdemeanant	Pretrial Petty Misdemeanant	Missing
December	01_American Indian	.	.	.	1
	02_African American	6	10	3	.
	03_Caucasian	52	34	16	1
	04_Chinese	5	1	1	.
	05_Filipino	23	16	2	.
	07_Hawaiian	69	33	9	.
	08_Hispanic	30	13	2	.
	09_Japanese	6	2	.	.
	10_Korean	2	.	2	.
	11_Samoan	30	4	.	.
	12_Other	7	4	4	.
	13_Unknown	20	19	8	.
	14_Micronesian	16	2	1	.
	15_Tongan	2	1	.	.

ATTACHMENT E

REPORT TO THE LEGISLATURE—2022-2023

Monthly Intakes—The rest of the file is sub-divided by Demographic and Custody Information

Custody Status

Month	Ethnic Group	Pretrial Felon	Pretrial Misdemeanant	Pretrial Petty Misdemeanant	Missing
January	01_American Indian	.	3	2	.
	02_African American	27	11	8	.
	03_Caucasian	60	41	19	1
	04_Chinese	3	2	1	.
	05_Filipino	31	10	4	.
	06_Guam	3	1	.	.
	07_Hawaiian	88	37	11	2
	08_Hispanic	22	8	2	.
	09_Japanese	13	1	3	.
	10_Korean	5	4	1	.
	11_Samoan	8	2	1	.
	12_Other	.	6	1	.
	13_Unknown	32	23	8	.
	14_Microneslan	2	.	.	.
	15_Tongan	4	1	.	.
Month	Ethnic Group	Pretrial Felon	Pretrial Misdemeanant	Pretrial Petty Misdemeanant	Missing
February	01_American Indian	1	2	.	.
	02_African American	18	9	6	.
	03_Caucasian	49	37	16	.
	04_Chinese	2	2	.	.
	05_Filipino	18	6	4	.
	06_Guam	4	1	1	.
	07_Hawaiian	82	30	8	.
	08_Hispanic	19	3	4	.
	09_Japanese	3	3	5	.
	10_Korean	2	.	2	.
	11_Samoan	17	4	.	.
	12_Other	2	2	2	.
	13_Unknown	22	10	8	.
	14_Microneslan	6	1	1	.
	15_Tongan	2	.	.	1

ATTACHMENT E

REPORT TO THE LEGISLATURE—2022-2023

Monthly Intakes—The rest of the file is sub-divided by Demographic and Custody Information

Custody Status

Month	Ethnic Group	Pretrial Felon	Pretrial Misdemeanant	Pretrial Petty Misdemeanant	Missing
March	01_American Indian	.	.	1	.
	02_African American	32	6	7	.
	03_Caucasian	51	35	43	.
	04_Chinese	2	1	1	.
	05_Filipino	19	10	5	.
	06_Guam	.	.	1	.
	07_Hawaiian	92	33	11	1
	08_Hispanic	29	8	13	.
	09_Japanese	4	4	3	.
	10_Korean	.	2	.	.
	11_Samoan	8	5	2	.
	12_Other	10	2	.	.
	13_Unknown	44	15	7	.
	14_Micronesian	4	3	1	.
	15_Tongan	2	2	.	.
Month	Ethnic Group	Pretrial Felon	Pretrial Misdemeanant	Pretrial Petty Misdemeanant	Missing
April	01_American Indian	2	.	.	.
	02_African American	18	4	3	.
	03_Caucasian	59	25	15	1
	04_Chinese	2	2	1	.
	05_Filipino	22	11	2	.
	06_Guam	2	.	.	.
	07_Hawaiian	56	21	15	.
	08_Hispanic	28	8	6	.
	09_Japanese	10	5	2	.
	10_Korean	.	.	1	.
	11_Samoan	9	2	1	.
	12_Other	8	2	4	.
	13_Unknown	14	8	10	.
	14_Micronesian	5	6	1	.

ATTACHMENT E

REPORT TO THE LEGISLATURE—2022-2023

Monthly Intakes—The rest of the file is sub-divided by Demographic and Custody Information

Custody Status

Month	Ethnic Group	Pretrial Felon	Pretrial Misdemeanant	Pretrial Petty Misdemeanant	Missing
May	01_American Indian	1	2	1	.
	02_African American	31	6	11	.
	03_Caucasian	68	37	35	1
	04_Chinese	5	.	1	.
	05_Filipino	28	15	9	.
	06_Guam	7	.	.	.
	07_Hawaiian	97	35	12	.
	08_Hispanic	40	6	5	.
	09_Japanese	9	3	4	.
	10_Korean	2	.	2	.
	11_Samoan	10	2	5	.
	12_Other	7	8	1	.
	13_Unknown	43	23	9	.
	14_Micronesian	5	7	3	.
	15_Tongan	1	1	2	.
Month	Ethnic Group	Pretrial Felon	Pretrial Misdemeanant	Pretrial Petty Misdemeanant	Missing
June	01_American Indian	4	.	.	.
	02_African American	12	10	3	.
	03_Caucasian	70	36	20	1
	04_Chinese	5	3	1	.
	05_Filipino	33	17	3	1
	06_Guam	3	1	1	.
	07_Hawaiian	84	31	18	.
	08_Hispanic	18	4	4	.
	09_Japanese	8	3	1	.
	10_Korean	4	2	.	.
	11_Samoan	12	4	2	.
	12_Other	6	6	6	.
	13_Unknown	18	13	13	.
	14_Micronesian	15	3	1	.
	15_Tongan	4	.	1	.

ATTACHMENT F

REPORT TO THE LEGISLATURE—2022-2023

ORAS Scores—Recommended Override Level

Month	Ethnic Group	0	1	2	3
July	01_American Indian	1	.	.	2
	02_African American	2	.	4	9
	03_Caucasian	40	2	26	49
	04_Chinese	6	1	.	.
	05_Filipino	11	.	16	20
	06_Guam	1	.	.	.
	07_Hawaiian	25	1	34	41
	08_Hispanic	8	.	15	18
	09_Japanese	2	.	3	4
	10_Korean	.	.	.	3
	11_Samoan	3	.	15	19
	12_Other	11	.	5	10
	13_Unknown	55	.	4	33
	14_Micronesia	5	.	1	5
	15_Tongan	4	.	2	2
Month	Ethnic Group	0	1	2	3
August	01_American Indian	.	.	1	.
	02_African American	5	1	8	17
	03_Caucasian	35	3	32	55
	04_Chinese	1	.	3	2
	05_Filipino	12	.	21	12
	07_Hawaiian	64	2	52	80
	08_Hispanic	8	2	16	18
	09_Japanese	5	.	.	7
	10_Korean	.	.	.	1
	11_Samoan	2	.	3	13
	12_Other	4	1	1	3
	13_Unknown	57	1	6	40
	14_Micronesia	2	.	5	3
	15_Tongan	.	.	7	5

ATTACHMENT F

REPORT TO THE LEGISLATURE—2022-2023

ORAS Scores—Recommended Override Level

Month	Ethnic Group	0	1	2	3
September	01_American Indian	1	.	.	.
	02_African American	4	.	7	11
	03_Caucasian	38	4	15	39
	04_Chinese	.	.	1	4
	05_Filipino	7	.	11	19
	06_Guam	1	.	.	.
	07_Hawaiian	44	2	43	64
	08_Hispanic	5	2	12	23
	09_Japanese	2	.	8	5
	10_Korean	.	.	.	6
	11_Samoan	1	2	3	7
	12_Other	1	.	1	4
	13_Unknown	48	.	14	20
	14_Micronesian	8	.	2	1
	15_Tongan	2	.	3	.
Month	Ethnic Group	0	1	2	3
October	01_American Indian	3	.	.	1
	02_African American	3	.	18	21
	03_Caucasian	39	2	13	28
	04_Chinese	3	.	.	1
	05_Filipino	11	.	4	17
	06_Guam	2	.	3	.
	07_Hawaiian	20	3	21	49
	08_Hispanic	1	3	16	13
	09_Japanese	5	.	2	2
	10_Korean	2	.	.	4
	11_Samoan	2	.	8	15
	12_Other	4	.	4	4
	13_Unknown	52	.	3	25
	14_Micronesian	2	.	8	.
	15_Tongan	.	.	.	5

ATTACHMENT F

REPORT TO THE LEGISLATURE—2022-2023

ORAS Scores—Recommended Override Level

Month	Ethnic Group	0	1	2	3
November	01_American Indian	.	.	.	1
	02_African American	4	.	10	17
	03_Caucasian	28	2	16	40
	04_Chinese	.	.	.	5
	05_Filipino	13	.	7	15
	06_Guam	1	.	2	1
	07_Hawaiian	38	2	23	52
	08_Hispanic	7	2	15	16
	09_Japanese	1	.	5	8
	10_Korean	.	.	1	3
	11_Samoan	2	.	.	4
	12_Other	5	.	7	6
	13_Unknown	44	.	4	15
	14_Micronesian	1	.	2	6
	15_Tongan	.	.	1	4
Month	Ethnic Group	0	1	2	3
December	01_American Indian	.	.	.	1
	02_African American	3	1	6	9
	03_Caucasian	35	1	15	53
	04_Chinese	5	.	1	1
	05_Filipino	8	1	22	10
	07_Hawaiian	35	.	21	55
	08_Hispanic	11	2	16	16
	09_Japanese	2	.	3	3
	10_Korean	.	.	.	4
	11_Samoan	4	.	10	20
	12_Other	11	.	1	3
	13_Unknown	26	.	6	16
	14_Micronesian	1	.	11	7
	15_Tongan	.	.	.	3

ATTACHMENT F

REPORT TO THE LEGISLATURE—2022-2023

ORAS Scores—Recommended Override Level

Month	Ethnic Group	0	1	2	3
January	01_American Indian	2	.	.	3
	02_African American	13	.	17	16
	03_Caucasian	46	1	19	58
	04_Chinese	4	.	.	2
	05_Filipino	8	1	20	16
	06_Guam	.	.	1	3
	07_Hawallan	34	3	29	73
	08_Hispanic	8	1	15	8
	09_Japanese	8	.	1	8
	10_Korean	5	.	3	2
	11_Samoan	1	.	4	6
	12_Other	2	1	2	2
	13_Unknown	40	1	6	18
	14_Micronesian	.	.	2	.
	15_Tongan	1	.	.	4
Month	Ethnic Group	0	1	2	3
February	01_American Indian	1	.	2	.
	02_African American	10	.	9	14
	03_Caucasian	37	3	25	37
	04_Chinese	1	.	.	3
	05_Filipino	3	.	11	14
	06_Guam	1	.	3	2
	07_Hawaiian	23	2	19	76
	08_Hispanic	5	.	9	12
	09_Japanese	3	.	1	7
	10_Korean	.	.	1	3
	11_Samoan	2	.	12	7
	12_Other	6	.	.	.
	13_Unknown	28	.	4	8
	14_Micronesian	2	.	5	1
	15_Tongan	.	.	2	1

ATTACHMENT F

REPORT TO THE LEGISLATURE—2022-2023

ORAS Scores—Recommended Override Level

Month	Ethnic Group	0	1	2	3
March	01_American Indian	1	.	.	.
	02_African American	4	.	12	29
	03_Caucasian	56	.	17	57
	04_Chinese	1	.	1	2
	05_Filipino	9	1	2	23
	06_Guam	.	.	.	1
	07_Hawaiian	41	.	30	67
	08_Hispanic	10	.	22	18
	09_Japanese	2	.	5	4
	10_Korean	.	.	2	.
	11_Samoan	3	.	6	6
	12_Other	4	.	5	3
	13_Unknown	45	1	3	20
	14_Micronesia	3	.	2	3
	15_Tongan	.	.	3	1
Month	Ethnic Group	0	1	2	3
April	01_American Indian	.	.	.	2
	02_African American	4	.	3	19
	03_Caucasian	36	.	22	42
	04_Chinese	1	.	2	2
	05_Filipino	2	.	12	21
	06_Guam	.	.	1	1
	07_Hawaiian	19	.	18	55
	08_Hispanic	9	2	18	13
	09_Japanese	5	.	3	9
	10_Korean	.	.	.	1
	11_Samoan	.	.	6	6
	12_Other	6	.	5	3
	13_Unknown	21	1	1	9
	14_Micronesia	.	.	4	8

ATTACHMENT F

REPORT TO THE LEGISLATURE—2022-2023

ORAS Scores—Recommended Override Level

Month	Ethnic Group	0	1	2	3
May	01_American Indian	3	.	.	1
	02_African American	12	.	10	26
	03_Caucasian	57	4	28	52
	04_Chinese	1	.	.	5
	05_Filipino	19	.	11	23
	06_Guam	.	.	2	5
	07_Hawaiian	35	.	35	74
	08_Hispanic	13	4	23	12
	09_Japanese	4	.	6	6
	10_Korean	.	.	2	2
	11_Samoan	5	.	2	10
	12_Other	4	1	7	4
	13_Unknown	57	1	3	16
	14_Micronesia	9	1	.	5
	15_Tongan	1	.	2	1
Month	Ethnic Group	0	1	2	3
June	01_American Indian	1	.	.	3
	02_African American	9	.	10	6
	03_Caucasian	50	.	26	53
	04_Chinese	4	.	3	2
	05_Filipino	9	.	16	29
	06_Guam	2	.	.	3
	07_Hawaiian	44	3	34	52
	08_Hispanic	8	1	8	9
	09_Japanese	4	.	2	6
	10_Korean	.	.	1	5
	11_Samoan	5	1	8	4
	12_Other	9	.	2	7
	13_Unknown	35	.	2	8
	14_Micronesia	4	.	7	8
	15_Tongan	.	.	2	3

ATTACHMENT G

REPORT TO THE LEGISLATURE—2022-2023

Crime Severity

Month	Ethnic Group	FA	FB	FC	MD	OT	PM	VL
July								
	01_American Indian	.	.	2	.	.	1	.
	02_African American	4	4	4	3	.	.	.
	03_Caucasian	4	19	28	33	3	28	2
	04_Chinese	3	.	2	.	.	2	.
	05_Filipino	12	10	15	5	1	4	.
	06_Guam	.	.	.	1	.	.	.
	07_Hawaiian	7	11	42	30	.	11	.
	08_Hispanic	.	4	26	10	.	1	.
	09_Japanese	1	3	.	5	.	.	.
	10_Korean	.	.	.	2	.	1	.
	11_Samoan	3	15	11	6	.	2	.
	12_Other	3	3	13	3	1	3	.
	13_Unknown	6	21	17	23	3	22	.
	14_Micronesian	.	.	3	5	.	3	.
	15_Tongan	.	2	5	.	.	1	.
Month	Ethnic Group	FA	FB	FC	MD	OT	PM	VL
August								
	01_American Indian	1	.
	02_African American	4	6	10	4	.	7	.
	03_Caucasian	10	14	42	32	1	26	.
	04_Chinese	.	.	2	4	.	.	.
	05_Filipino	8	4	14	10	1	7	1
	07_Hawaiian	18	34	73	39	2	32	.
	08_Hispanic	6	1	20	13	.	4	.
	09_Japanese	.	4	2	5	.	1	.
	10_Korean	1	.
	11_Samoan	2	.	14	2	.	.	.
	12_Other	.	1	3	2	.	3	.
	13_Unknown	5	15	21	38	3	22	.
	14_Micronesian	.	.	4	4	.	2	.
	15_Tongan	3	4	3	2	.	.	.

ATTACHMENT G

REPORT TO THE LEGISLATURE—2022-2023

Crime Severity

Month	Ethnic Group	FA	FB	FC	MD	OT	PM	VL
September								
	01_American Indian	1	.
	02_African American	1	6	8	4	1	2	.
	03_Caucasian	5	6	34	31	1	18	1
	04_Chinese	.	.	4	.	.	1	.
	05_Filipino	2	5	12	12	.	6	.
	06_Guam	.	.	.	1	.	.	.
	07_Hawaiian	22	32	42	34	4	18	1
	08_Hispanic	.	7	24	9	.	2	.
	09_Japanese	.	3	7	3	.	2	.
	10_Korean	.	2	1	2	.	1	.
	11_Samoan	.	6	7
	12_Other	.	.	3	2	.	1	.
	13_Unknown	6	25	6	23	.	22	.
	14_Micronesian	2	1	3	3	.	2	.
	15_Tongan	.	1	4
Month	Ethnic Group	FA	FB	FC	MD	OT	PM	VL
October								
	01_American Indian	.	.	2	2	.	.	.
	02_African American	4	11	11	11	1	4	.
	03_Caucasian	2	9	28	22	1	19	1
	04_Chinese	.	.	3	.	.	1	.
	05_Filipino	.	.	17	12	.	3	.
	06_Guam	2	.	.	3	.	.	.
	07_Hawaiian	12	20	24	13	2	22	.
	08_Hispanic	6	4	10	9	.	4	.
	09_Japanese	.	.	4	2	1	2	.
	10_Korean	.	.	2	3	.	1	.
	11_Samoan	4	4	13	4	.	.	.
	12_Other	2	1	2	6	.	1	.
	13_Unknown	4	13	15	28	2	17	1
	14_Micronesian	.	5	2	3	.	.	.
	15_Tongan	.	1	4

ATTACHMENT G

REPORT TO THE LEGISLATURE—2022-2023

Crime Severity

Month	Ethnic Group	FA	FB	FC	MD	OT	PM	VL
November								
	01_American Indian	.	.	1
	02_African American	3	5	12	8	.	3	.
	03_Caucasian	1	16	21	28	.	19	1
	04_Chinese	.	.	4	1	.	.	.
	05_Filipino	7	2	11	6	.	9	.
	06_Guam	.	1	1	1	.	1	.
	07_Hawaiian	10	11	41	28	.	25	.
	08_Hispanic	.	6	18	11	.	5	.
	09_Japanese	4	3	4	1	1	1	.
	10_Korean	.	1	.	2	.	1	.
	11_Samoan	.	2	.	4	.	.	.
	12_Other	3	2	3	7	.	3	.
	13_Unknown	1	14	9	20	4	15	.
	14_Micronesia	3	.	3	2	.	1	.
	15_Tongan	.	2	1	2	.	.	.
Month	Ethnic Group	FA	FB	FC	MD	OT	PM	VL
December								
	01_American Indian	.	.	1
	02_African American	.	.	6	7	.	5	1
	03_Caucasian	5	13	29	31	2	23	1
	04_Chinese	.	1	4	2	.	.	.
	05_Filipino	1	6	15	11	.	8	.
	07_Hawaiian	3	20	44	29	.	15	.
	08_Hispanic	11	6	13	12	1	2	.
	09_Japanese	.	2	2	3	.	1	.
	10_Korean	.	1	1	.	.	2	.
	11_Samoan	2	5	22	5	.	.	.
	12_Other	.	2	5	4	.	4	.
	13_Unknown	2	9	8	14	1	14	.
	14_Micronesia	3	9	3	3	.	1	.
	15_Tongan	.	.	2	1	.	.	.

ATTACHMENT G

REPORT TO THE LEGISLATURE—2022-2023

Crime Severity

Month	Ethnic Group	FA	FB	FC	MD	OT	PM	VL
January								
	01_American Indian	.	.	.	2	.	3	.
	02_African American	4	9	13	9	.	11	.
	03_Caucasian	5	11	41	30	4	31	2
	04_Chinese	.	2	1	2	.	1	.
	05_Filipino	7	8	11	15	.	4	.
	06_Guam	.	1	2	1	.	.	.
	07_Hawaiian	1	24	57	38	.	18	1
	08_Hispanic	.	6	14	8	.	4	.
	09_Japanese	.	.	12	3	.	2	.
	10_Korean	.	3	2	4	.	1	.
	11_Samoan	.	1	7	1	.	2	.
	12_Other	.	.	.	5	.	2	.
	13_Unknown	7	12	9	22	1	13	1
	14_Micronesian	.	2
	15_Tongan	.	.	3	2	.	.	.
Month	Ethnic Group	FA	FB	FC	MD	OT	PM	VL
February								
	01_American Indian	.	.	1	1	.	1	.
	02_African American	.	4	12	8	.	9	.
	03_Caucasian	7	6	32	28	.	27	2
	04_Chinese	.	.	2	1	.	1	.
	05_Filipino	4	4	10	4	.	6	.
	06_Guam	.	.	3	2	.	1	.
	07_Hawaiian	11	19	47	24	.	19	.
	08_Hispanic	.	3	14	5	1	3	.
	09_Japanese	.	.	3	2	.	6	.
	10_Korean	.	.	2	.	.	2	.
	11_Samoan	3	6	6	5	.	1	.
	12_Other	.	.	2	2	.	2	.
	13_Unknown	.	8	9	12	2	9	.
	14_Micronesian	1	2	3	1	.	1	.
	15_Tongan	.	1	.	2	.	.	.

ATTACHMENT G

REPORT TO THE LEGISLATURE—2022-2023

Crime Severity

Month	Ethnic Group	FA	FB	FC	MD	OT	PM	VL
March								
	01_American Indian	1	.
	02_African American	6	13	13	7	.	6	.
	03_Caucasian	1	17	28	34	.	50	.
	04_Chinese	.	.	2	1	.	1	.
	05_Filipino	2	5	10	11	1	6	.
	06_Guam	1	.
	07_Hawaiian	7	22	60	33	1	15	.
	08_Hispanic	13	1	14	10	.	12	.
	09_Japanese	.	.	4	2	.	5	.
	10_Korean	.	.	.	2	.	.	.
	11_Samoan	.	1	6	6	.	2	.
	12_Other	.	6	4	2	.	.	.
	13_Unknown	6	23	14	15	2	9	.
	14_Micronesia	.	.	4	2	.	2	.
	15_Tongan	.	.	.	3	.	1	.
Month	Ethnic Group	FA	FB	FC	MD	OT	PM	VL
April								
	01_American Indian	.	.	2
	02_African American	.	3	14	4	.	5	.
	03_Caucasian	7	15	31	20	.	25	2
	04_Chinese	.	.	1	3	.	1	.
	05_Filipino	5	5	13	10	.	2	.
	06_Guam	.	.	2
	07_Hawaiian	6	10	35	22	.	19	.
	08_Hispanic	.	8	20	6	.	8	.
	09_Japanese	5	.	4	5	.	2	1
	10_Korean	1	.
	11_Samoan	.	5	4	2	.	1	.
	12_Other	1	.	7	2	.	4	.
	13_Unknown	.	7	3	9	.	13	.
	14_Micronesia	.	2	3	5	.	2	.

ATTACHMENT G

REPORT TO THE LEGISLATURE—2022-2023

Crime Severity

Month	Ethnic Group	FA	FB	FC	MD	OT	PM	VL
May	01_American Indian	.	.	1	1	.	2	.
	02_African American	2	12	16	6	.	12	.
	03_Caucasian	3	13	47	38	1	37	.
	04_Chinese	.	.	5	.	.	1	.
	05_Filipino	2	3	20	14	1	13	.
	06_Guam	.	.	6	1	.	.	.
	07_Hawaiian	8	20	55	38	1	22	.
	08_Hispanic	6	11	21	5	.	8	1
	09_Japanese	3	2	3	4	.	4	.
	10_Korean	.	.	2	.	.	2	.
	11_Samoan	.	6	4	1	.	6	.
	12_Other	.	.	8	5	1	2	.
	13_Unknown	.	21	20	22	3	11	.
	14_Micronesian	.	2	2	7	.	4	.
	15_Tongan	.	1	.	.	.	3	.
Month	Ethnic Group	FA	FB	FC	MD	OT	PM	VL
June	01_American Indian	.	.	3	1	.	.	.
	02_African American	3	2	6	7	.	6	1
	03_Caucasian	2	24	38	29	3	33	.
	04_Chinese	.	1	4	3	.	1	.
	05_Filipino	4	9	19	15	.	7	.
	06_Guam	.	.	2	3	.	.	.
	07_Hawaiian	8	19	50	37	.	19	.
	08_Hispanic	.	8	9	3	.	6	.
	09_Japanese	.	.	7	1	.	4	.
	10_Korean	.	.	2	2	.	2	.
	11_Samoan	.	1	10	4	.	3	.
	12_Other	1	1	1	6	.	9	.
	13_Unknown	.	8	7	13	2	15	.
	14_Micronesian	.	2	13	3	.	1	.
	15_Tongan	.	2	2	.	.	1	.

ATTACHMENT G

REPORT TO THE LEGISLATURE—2022-2023

Bail/Bond Group

Month	Ethnic Group	Bail/Bond Amount												
		0	1-99	100-499	500-999	1000-4999	5000-9999	10000-49999	50000-99999	100000-499999	500000-999999	1000000 or more	No Bail Entered	
July	01_American Indian			1		1								1
	02_African American				1	3	2	4		2		2		1
	03_Caucasian	1	2	21	13	35	10	19	4	1		1		10
	04_Chinese			1		1		2				3		
	05_Filipino			2		9	7	10	1	6	4	3		5
	06_Guam			1										
	07_Hawaiian	1	3	9	10	27	5	31	1	10	2			2
	08_Hispanic			4	4	7		20		3				3
	09_Japanese				1	2	2	3		1				
	10_Korean					1	2							
	11_Samoan			2	1	2	5	12	10		4			1
	12_Other			3		5	1	13				3		1
	13_Unknown		2	26	7	22	3	20	5	2	1			4
	14_Micronesian			3	4		3							1
	15_Tongan					1		5	1	1				
Month	Ethnic Group	Bail/Bond Amount												
		0	1-99	100-499	500-999	1000-4999	5000-9999	10000-49999	50000-99999	100000-499999	500000-999999	1000000 or more	No Bail Entered	
August	01_American Indian			1										
	02_African American		2	4	1	5		15				4		
	03_Caucasian	1	21	7	32	15	21	7	6	4			11	
	04_Chinese				4	1							1	
	05_Filipino	1	4	2	10		15	4	4			4	1	
	07_Hawaiian	1	28	12	50	14	51	7	17	5	7		6	
	08_Hispanic		4	1	16	4	13	2	3				1	
	09_Japanese		1		9		2							
	10_Korean	1												
	11_Samoan		1			2	9	4	2					
	12_Other		2	3	3		1							
	13_Unknown	5	18	16	29	8	12		7				9	
	14_Micronesian		2	1	3	2			2					
	15_Tongan				1	3	2	6						

ATTACHMENT G

REPORT TO THE LEGISLATURE—2022-2023

Bail/Bond Group

Month	Ethnic Group	0	1-99	100-499	500-999	1000-4999	5000-9999	10000-49999	50000-99999	100000-499999	500000-999999	1000000 or more	No Bail Entered
September	01_American Indian				1								
	02_African American	1	3		5	4	9						
	03_Caucasian		3	17	4	30	10	15	4	2	1	4	6
	04_Chinese			1				2	2				
	05_Filipino			5	2	11	8	7	4				
	06_Guam						1						
	07_Hawaiian		3	23	11	27	11	24	24	11	11	4	4
	08_Hispanic		1	3	3	6	6	16	6				1
	09_Japanese		1	2		2	2	5	2				1
	10_Korean			2		1			1	2			
	11_Samoan					3		6	1		3		
	12_Other		1	1			2	1					1
	13_Unknown		3	20	7	25	5	11	1	2	1	1	6
	14_Micronesia n			4		1	3			2			1
	15_Tongan							4		1			
Month	Ethnic Group	0	1-99	100-499	500-999	1000-4999	5000-9999	10000-49999	50000-99999	100000-499999	500000-999999	1000000 or more	No Bail Entered
October	01_American Indian			1	1			2					
	02_African American		1	4	3	3	4	17	2	5	3		
	03_Caucasian		1	19	8	24	10	14	2	1			3
	04_Chinese		1				3						
	05_Filipino		1	3	1	10	2	12					3
	06_Guam			1	1	1				2			
	07_Hawaiian		2	17	6	13	13	25	10	3	3		1
	08_Hispanic			2		11	4	9		3		3	1
	09_Japanese			2		2	3	2					
	10_Korean			1	1	2				2			
	11_Samoan		1		1	2	4	10	4		3		
	12_Other		1		2	1		4		1			3
	13_Unknown			16	12	26	5	9	1			2	9
	14_Micronesl an					4		2	4				
	15_Tongan					1		2					2

ATTACHMENT G

REPORT TO THE LEGISLATURE—2022-2023

Bail/Bond Group

Month	Ethnic Group	0	1-99	100-499	500-999	1000-4999	5000-9999	10000-49999	50000-99999	100000-499999	500000-999999	1000000 or more	No Bail Entered
November	African American				1								
	American Indian		3	4	4	1	12	5	2				
	Caucasian	5	16	7	18	13	16		4	1			6
	Chinese							3	2				
	Filipino	2	6	2	5	7	6		3		4		
	Guam		1			1	2						
	Hawaiian	3	16	7	34	4	36	2	8	3			2
	Hispanic	4	5	3	5	4	8	8					3
	Japanese				2	1	5	2		4			
	Korean		2		1	1							
	Mexican				4		2						
	Missing		3	1	8		2	4					
	Other		20	4	22	4	5	1					7
	Samoan	1	1		2				5				
Tonga	1		1					1	2				
Month	Ethnic Group	0	1-99	100-499	500-999	1000-4999	5000-9999	10000-49999	50000-99999	100000-499999	500000-999999	1000000 or more	No Bail Entered
December	01_American Indian			1									
	02_African American	1	2	2	6	4		2		2			
	03_Caucasian	1	20	12	27	14	19		1			2	8
	04_Chinese		1	1	1	2	1	1					
	05_Filipino	4	2	1	12	6	12		2				2
	07_Hawaiian	3	19	4	28	10	28	8	7	2			2
	08_Hispanic	1	6	3	9	2	15		2	6	1		
	09_Japanese		1		3	2	1	1					
	10_Korean		1	1			2						
	11_Samoan				4	4	20	2				3	1
	12_Other		5	1	8		1						
	13_Unknown	1	15	8	14	5	1	1	2				1
	14_Micronesian			3	3		7	1	3				2
	15_Tongan	1			1	1							

ATTACHMENT G

REPORT TO THE LEGISLATURE—2022-2023

Bail/Bond Group

Month	Ethnic Group	0	1-99	100-499	500-999	1000-4999	5000-9999	10000-49999	50000-99999	100000-499999	500000-999999	1000000 or more	No Bail Entered
January	01_American Indian	.	.	4	1
	02_African American	.	2	8	5	7	7	11	2	.	.	2	2
	03_Caucasian	1	6	24	17	28	9	23	2	2	.	.	12
	04_Chinese	.	.	1	.	2	.	.	.	3	.	.	.
	05_Filipino	.	.	3	4	10	4	15	5	4	.	.	.
	06_Guam	1	.	3
	07_Hawaiian	.	3	19	8	34	11	49	13	.	.	.	2
	08_Hispanic	.	1	3	4	3	4	9	4	2	.	.	2
	09_Japanese	.	.	3	1	4	1	8
	10_Korean	.	.	3	1	1	2	2	1
	11_Samoan	.	.	1	.	2	4	4
	12_Other	.	.	2	3	2
	13_Unknown	.	4	12	3	27	.	5	5	3	.	.	6
	14_Micronesia n	2
	15_Tongan	.	.	1	.	.	3	1
Month	Ethnic Group	0	1-99	100-499	500-999	1000-4999	5000-9999	10000-49999	50000-99999	100000-499999	500000-999999	1000000 or more	No Bail Entered
February	01_American Indian	1	.	1	1
	02_African American	.	4	4	3	1	5	8	4	.	.	.	4
	03_Caucasian	.	5	27	4	15	12	17	8	4	.	.	10
	04_Chinese	.	.	.	2	2	.	.	.
	05_Filipino	.	.	5	1	9	1	2	2	.	.	6	2
	06_Guam	.	.	1	.	1	3	1
	07_Hawaiian	.	3	15	8	23	8	41	4	1	5	5	7
	08_Hispanic	1	2	2	2	5	2	9	2	.	.	.	1
	09_Japanese	.	1	5	.	2	.	3
	10_Korean	.	.	2	.	.	.	2
	11_Samoan	.	.	3	.	2	1	11	1	2	.	.	1
	12_Other	.	.	3	.	1	2
	13_Unknown	.	.	10	3	8	5	7	7
	14_Micronesia n	.	1	.	1	1	1	2	.	1	.	.	1
	15_Tongan	3

ATTACHMENT G

REPORT TO THE LEGISLATURE—2022-2023

Bail/Bond Group

Month	Ethnic Group	0	1-99	100-499	500-999	1000-4999	5000-9999	10000-49999	50000-99999	100000-499999	500000-999999	1000000 or more	No Bail Entered
March	01_American Indian	.	.	1
	02_African American	.	.	6	2	6	2	20	3	.	.	5	1
	03_Caucasian	.	4	38	11	30	21	12	2	.	.	1	11
	04_Chinese	2	2
	05_Filipino	.	.	10	.	8	5	11	1
	06_Guam	.	.	1
	07_Hawaiian	.	3	16	5	37	8	44	12	3	3	3	4
	08_Hispanic	.	2	9	5	6	3	8	9	8	.	.	.
	09_Japanese	.	.	6	1	.	.	3	1
	10_Korean	.	.	.	1	1
	11_Samoan	.	.	2	.	4	3	3	2	.	.	.	1
	12_Other	.	.	1	1	4	1	.	5
	13_Unknown	.	3	11	5	21	5	12	3	3	.	3	3
	14_Micronesian	.	.	1	2	1	.	4
	15_Tongan	.	.	.	1	.	1	2
April	01_American Indian	2
	02_African American	.	1	4	1	5	.	11	4
	03_Caucasian	.	5	19	6	22	12	18	3	7	.	1	7
	04_Chinese	.	1	.	.	3	.	1
	05_Filipino	.	.	1	4	10	8	4	.	6	.	.	2
	06_Guam	2
	07_Hawaiian	.	2	18	4	17	14	15	9	7	.	2	4
	08_Hispanic	.	.	5	5	8	.	20	2	.	.	.	2
	09_Japanese	.	2	2	.	4	2	2	.	1	.	4	.
	10_Korean	.	.	1
	11_Samoan	.	.	.	1	4	.	5	.	.	2	.	.
	12_Other	.	1	2	2	3	2	3	1
	13_Unknown	.	.	15	2	4	1	4	3	.	.	.	3
	14_Micronesian	.	.	1	3	3	1	4

ATTACHMENT G

REPORT TO THE LEGISLATURE—2022-2023

Bail/Bond Group

Month	Ethnic Group	0	1-99	100-499	500-999	1000-4999	5000-9999	10000-49999	50000-99999	100000-499999	500000-999999	1000000 or more	No Bail Entered	
May	01_American Indian	.	.	3	.	1	
	02_African American	.	.	11	2	7	2	14	4	5	1	.	2	
	03_Caucasian	.	3	31	13	24	13	26	7	3	3	1	17	
	04_Chinese	.	.	.	1	.	5	
	05_Filipino	.	1	7	3	15	4	14	2	3	.	.	4	
	06_Guam	2	5	
	07_Hawaiian	.	3	21	9	29	12	37	16	5	5	4	3	
	08_Hispanic	.	3	8	1	5	3	17	4	8	.	.	.	3
	09_Japanese	.	.	3	1	6	2	1	.	3
	10_Korean	.	.	1	.	1	.	.	.	2
	11_Samoan	.	.	5	1	1	3	5	2
	12_Other	.	1	2	3	6	2	2
	13_Unknown	1	1	20	3	27	4	13	1	7
	14_Micronesia n	.	.	5	1	4	1	2	2
	15_Tongan	.	.	1	1	1	.	1
June	01_American Indian	1	2	1	
	02_African American	.	1	3	3	5	.	5	.	.	.	6	2	
	03_Caucasian	.	8	25	7	31	6	30	4	4	2	.	12	
	04_Chinese	.	.	2	.	2	.	4	1	
	05_Filipino	.	1	2	2	16	3	27	1	1	.	.	1	
	06_Guam	2	2	1	
	07_Hawaiian	.	1	20	10	28	16	28	13	9	3	.	5	
	08_Hispanic	.	1	3	1	3	2	8	2	3	.	.	3	
	09_Japanese	.	4	.	.	2	3	.	.	3	.	.	.	
	10_Korean	.	.	1	.	1	.	4	
	11_Samoan	.	1	3	1	4	2	6	1	
	12_Other	.	1	7	2	4	.	1	2	.	.	.	1	
	13_Unknown	.	2	12	4	12	2	6	3	.	.	.	4	
	14_Micronesia n	.	.	2	1	2	.	13	1	
	15_Tongan	.	.	1	.	.	.	4	

ATTACHMENT G

REPORT TO THE LEGISLATURE—2022-2023

Age Group—Recommended Override Level

Month	Ethnic Group	18 to 19	20 to 24	25 to 29	30 to 34	35 to 39	40 to 44	45 to 49	50 to 54	55 to 59	60 to 64	65 and older
July	01_American Indian						3					
	02_African American		1	5	2		4	2	1			
	03_Caucasian	3	11	20	17	18	9	12	6	12	9	
	04_Chinese		3		2				1	1		
	05_Filipino	2	3	11	5	8	9	6	2		1	
	06_Guam						1					
	07_Hawaiian	11	2	22	29	4	7	9	5	8	4	
	08_Hispanic	3	8	2	9	1	14	3	1			
	09_Japanese	1		1	3	2	1	1				
	10_Korean			1		2						
	11_Samoan	9	2	6	9	2	3	1		2	3	
	12_Other		2	7	7	3		2	3		2	
	13_Unknown	8	7	20	9	19	6	17	2	4		
	14_Micronesia		2	1	3	2	3					
	15_Tongan			4	2	2						
Month	Ethnic Group	18 to 19	20 to 24	25 to 29	30 to 34	35 to 39	40 to 44	45 to 49	50 to 54	55 to 59	60 to 64	65 and older
August	01_American Indian						1					
	02_African American			2	6	7	4	2	4	4	2	
	03_Caucasian	12	20	16	13	16	16	7	6	15	4	
	04_Chinese			2		3		1				
	05_Filipino	2	11	10	3	2	6	8	3			
	07_Hawaiian	5	24	25	36	29	23	16	18	7	8	7
	08_Hispanic	3	5	6	8	18	2	1	1			
	09_Japanese	2	3	1	2	1	1	2				
	10_Korean								1			
	11_Samoan	2	4	5		3	2					2
	12_Other			2	1	1	3	1	1			
	13_Unknown	3	17	24	21	11	6	7	9		6	
	14_Micronesia	2	2	1	4		1					
	15_Tongan		5	4	3							

ATTACHMENT G

REPORT TO THE LEGISLATURE—2022-2023

Age Group—Recommended Override Level

Month	Ethnic Group	18 to 19	20 to 24	25 to 29	30 to 34	35 to 39	40 to 44	45 to 49	50 to 54	55 to 59	60 to 64	65 and older
September	01_American Indian							1				
	02_African American		1	3	8	3	3		3			1
	03_Caucasian		2	14	10	21	15	12	7	11	1	3
	04_Chinese								4			1
	05_Filipino	4	4	3	9	5	2	2	4	3	1	
	06_Guam					1						
	07_Hawaiian	1	15	20	30	18	25	21	13	5	5	
	08_Hispanic		14	2	6	10	5		2	3		
	09_Japanese				4	3		3		2	3	
	10_Korean				2	2	2					
	11_Samoan		7	1	3			2				
	12_Other				2	3						1
	13_Unknown		1	15	17	15	8	9	5	4	2	6
	14_Micronesian			6	2	1		2				
	15_Tongan		2		3							

Month	Ethnic Group	18 to 19	20 to 24	25 to 29	30 to 34	35 to 39	40 to 44	45 to 49	50 to 54	55 to 59	60 to 64	65 and older
October	01_American Indian			2		2						
	02_African American	3		6	8	12	3	4		1	2	3
	03_Caucasian		6	6	13	15	13	9	4	7	8	1
	04_Chinese				1			3				
	05_Filipino		3	6	6	5	4		3	5		
	06_Guam					3		2				
	07_Hawaiian	2	10	17	16	27	2	6	10	2	1	
	08_Hispanic	2	5	5	8	2	3	4	4			
	09_Japanese			3				1		2	2	1
	10_Korean			1	4	1						
	11_Samoan			3	4	9	2	7				
	12_Other		1	1	3	2	1	4				
	13_Unknown		4	11	17	7	13	9	6	5	5	3
	14_Micronesian	4		2		2			2			
	15_Tongan		2		2	1						

ATTACHMENT G

REPORT TO THE LEGISLATURE—2022-2023

Age Group—Recommended Override Level

Month	Ethnic Group	18 to 19	20 to 24	25 to 29	30 to 34	35 to 39	40 to 44	45 to 49	50 to 54	55 to 59	60 to 64	65 and older
November												
	01_American Indian							1				
	02_African American	3		4	7	3		4	4	1	1	4
	03_Caucasian		5	3	6	14	16	13	7	10	9	3
	04_Chinese				2				3			
	05_Filipino			6	10	1	5	3	3	4	3	
	06_Guam		1							1		2
	07_Hawaiian		7	13	20	31	26	3	5	7	2	1
	08_Hispanic	6	3	9	4	8		4	5		1	
	09_Japanese			1	6	3	2		1		1	
	10_Korean			1		1			1	1		
	11_Samoan	2					2		2			
	12_Other		4	2	1		5		2	4		
	13_Unknown		6	12	3	11	12	7	6	3	1	2
	14_Micronesian		2		3		3				1	
	15_Tongan				4	1						
Month	Ethnic Group	18 to 19	20 to 24	25 to 29	30 to 34	35 to 39	40 to 44	45 to 49	50 to 54	55 to 59	60 to 64	65 and older
December												
	01_American Indian						1					
	02_African American			1	3	2		7	4		2	
	03_Caucasian		9	17	7	20	14	14	8	12		3
	04_Chinese				2	2					3	
	05_Filipino	2	2	7	4	6	4		9	7		
	07_Hawaiian	1	9	17	20	17	24	9	1	9	2	2
	08_Hispanic	4	6	7	11	7	5	2	3			
	09_Japanese			1	4		1	1	1			
	10_Korean		1		1	2						
	11_Samoan		3	7	9	6	3	2	4			
	12_Other		5	1	2	1	1		4			1
	13_Unknown		4	5	4	13	1	5	5	6	2	3
	14_Micronesian		1	6	2		3		3		2	2
	15_Tongan		1	1	1							

ATTACHMENT G

REPORT TO THE LEGISLATURE—2022-2023

Age Group—Recommended Override Level

Month	Ethnic Group	18 to 19	20 to 24	25 to 29	30 to 34	35 to 39	40 to 44	45 to 49	50 to 54	55 to 59	60 to 64	65 and older
January												
	01_American Indian		2		1		1		1			
	02_African American	8	6	15	1	5	2	7				2
	03_Caucasian	6	11	18	20	14	25	14	12	2	2	
	04_Chinese	3					2					1
	05_Filipino		2	12	1	10	5	7	4	2	2	
	06_Guam	2				1	1					
	07_Hawaiian	2	9	15	31	18	19	16	4	9	7	9
	08_Hispanic		6	10	7	7	1		1			
	09_Japanese		4	1	2	4		3	2		1	
	10_Korean				5			3		1	1	
	11_Samoan		2			4	2	2		1		
	12_Other			1	2	2	2					
	13_Unknown		4	4	15	6	11	11	6	5	1	2
	14_Micronesian							2				
	15_Tongan		3	1	1							

Month	Ethnic Group	18 to 19	20 to 24	25 to 29	30 to 34	35 to 39	40 to 44	45 to 49	50 to 54	55 to 59	60 to 64	65 and older
February												
	01_American Indian				1			2				
	02_African American	6	6	9	1	1	4	1	3			2
	03_Caucasian	6	10	15	18	10	19	6	3	5	10	
	04_Chinese	1	1			2						
	05_Filipino	6		3	4	7	5	1	2			
	06_Guam				3		3					
	07_Hawaiian	2	16	14	32	12	15	16	7	3		3
	08_Hispanic	2	8	7	3	2	1		3			
	09_Japanese		2	2	3		1	1	1	1		
	10_Korean				1	2			1			
	11_Samoan	3	5	3	3	2	2		3			
	12_Other	3			1		1		1			
	13_Unknown		2	4	8	6	5	3	2	5	5	
	14_Micronesian	2	3		2		1					
	15_Tongan		3									

ATTACHMENT G

REPORT TO THE LEGISLATURE—2022-2023

Age Group—Recommended Override Level

Month	Ethnic Group	18 to 19	20 to 24	25 to 29	30 to 34	35 to 39	40 to 44	45 to 49	50 to 54	55 to 59	60 to 64	65 and older
March	01_American Indian	1
	02_African American	.	6	13	2	9	7	3	2	1	2	.
	03_Caucasian	1	5	17	14	21	18	15	8	10	7	14
	04_Chinese	.	.	1	1	.	.	2
	05_Filipino	1	4	1	9	2	1	5	3	2	7	.
	06_Guam	.	.	.	1
	07_Hawaiian	4	10	31	34	21	13	6	6	5	8	.
	08_Hispanic	.	8	8	9	10	9	6
	09_Japanese	.	.	1	2	2	1	3	1	.	.	1
	10_Korean	1	.	1	.	.
	11_Samoan	.	2	.	2	3	6	.	2	.	.	.
	12_Other	5	.	1	3	.	2	.	1	.	.	.
	13_Unknown	.	7	10	13	11	13	4	1	5	5	.
	14_Micronesia	.	.	3	.	1	1	.	1	2	.	.
	15_Tongan	.	1	.	.	3
April	01_American Indian	.	.	2
	02_African American	.	2	4	4	7	4	1	.	.	2	2
	03_Caucasian	.	.	9	21	23	12	7	7	11	6	4
	04_Chinese	1	.	2	1	1	.	.
	05_Filipino	.	1	4	10	5	9	2	1	2	1	.
	06_Guam	2
	07_Hawaiian	.	8	3	14	20	22	9	9	4	1	2
	08_Hispanic	2	7	11	9	3	7	.	3	.	.	.
	09_Japanese	.	4	3	1	4	.	.	2	1	.	2
	10_Korean	1
	11_Samoan	.	2	.	.	.	4	5	.	1	.	.
	12_Other	1	.	.	4	3	.	2	1	3	.	.
	13_Unknown	.	3	5	3	3	3	3	3	9	.	.
	14_Micronesia	1	2	2	.	3	1	1	.	.	1	1

ATTACHMENT G

REPORT TO THE LEGISLATURE—2022-2023

Age Group—Recommended Override Level

Month	Ethnic Group	18 to 19	20 to 24	25 to 29	30 to 34	35 to 39	40 to 44	45 to 49	50 to 54	55 to 59	60 to 64	65 and older
May	01_American Indian		1	1			1	1				
	02_African American	2	4	16	5	2	5	8	2	3	1	
	03_Caucasian	7	15	26	30	22	11	10	4	7	9	
	04_Chinese				5	1						
	05_Filipino	3	4	6	6	13	4	12	2	2	1	
	06_Guam					4		2				1
	07_Hawaiian	21	32	34	17	16	15	2	4	1	2	
	08_Hispanic	7	14	9	6	7	2	2	2	3		
	09_Japanese		1	4	4	1	3	3				
	10_Korean				3	1						
	11_Samoan		4	3	3		4		2		1	
	12_Other	1	4	4	1	3	1			2		
	13_Unknown	1	4	16	15	14	9	5	6	7		
	14_Micronesian		5	1	1		4	2	1	1		
	15_Tongan		1	3								

Month	Ethnic Group	18 to 19	20 to 24	25 to 29	30 to 34	35 to 39	40 to 44	45 to 49	50 to 54	55 to 59	60 to 64	65 and older
June	01_American Indian				2	2						
	02_African American		1	4	7	3	3	4	1	1	1	
	03_Caucasian	6	11	25	15	19	15	11	15	7	5	
	04_Chinese	1	3		1	2	1			1		
	05_Filipino		13	5	13	1	4	2	11	2	3	
	06_Guam		3		2							
	07_Hawaiian	4	10	28	26	26	16	5	9	1	6	2
	08_Hispanic	2	3	3	7	4	1	6				
	09_Japanese		2	2	3	1		1	2	1		
	10_Korean	2		2			1					1
	11_Samoan	3	1	5	5	1	1					2
	12_Other		3	4	4	2	1	1	3			
	13_Unknown	4	6	10	6	7	2	3	1	3	3	
	14_Micronesian	6	5		3	5						
	15_Tongan	4	1									

ATTACHMENT H

REPORT TO THE LEGISLATURE—2022-2023 Performance Indicators

The correctional facilities strive to provide inmates with information on programs and services that are offered within each facility. For a full list of programs and services offered please see the [PSD In-Facility Programs & Services Inventory](https://dps.hawaii.gov/publications/) on the Department of Public Safety Publications webpage. (<https://dps.hawaii.gov/publications/>)

REENTRY COORDINATION OFFICE (RCO)

IN-FACILITY PROGRAMS & SERVICES INVENTORY

LAST UPDATED: 11.23.2022

ACCESSIBILITY
The Department of Public Safety is committed to ensuring that its website and available documents are accessible to people with disabilities. If you would like to provide feedback on site accessibility or to request documents in alternative formats, you may contact: David A. Gosselin, Corrections ADA Coordinator, at email: david.a.gosselin@hawaii.gov.

HEALTH
FAMILY REINTEGRATION
POST-SECONDARY EDUCATION
TECHNICAL EDUCATION
ANGER MANAGEMENT
COGNITIVE BEHAVIORAL RESTRUCTURING
SUBSTANCE ABUSE
DOMESTIC VIOLENCE
EDUCATION
CAREER
SPIRITUAL SERVICES
FELLOWSHIP

Department of Public Safety
State of Hawaii

Home About Administrative Rules Policies and Procedures Publications News Releases Employment

Home » Publications

PUBLICATIONS

- [EM-22-01 Interim Budget Execution Policies and Instructions for FY 23](#)
- [IOM Exec Order No. 21-07- DEP-DIR ADM – Contractors Visitors](#)
- [Att 1 – Memo to Contractors and Visitors](#)
- [Att 2 – Executive-Order-No.-21-07](#)
- [Special Master Report 2021](#)
- [Language Access Plan 2019-2021](#)
- [Hawaii Correctional Systems Oversight Commission Reports and Documents](#)
- [PSD Community Resource Guide](#)
- [Reentry In-Facility Programs & Services for Offenders \(Education Program Listing\)](#) **Here**
- [Annual Reports](#)
- [Reports to the Legislature](#)



Acknowledgement

Editor:

Toni Schwartz

Steering Committee:

Melanie Martin, Deputy Director for Administration

Michael Hoffman Acting Deputy Director for Corrections

Sanna Munoz, Deputy Director for Corrections

Mark Hanohano, Deputy Director for Law Enforcement

Thank you to all of the Divisions for contributing to this report.

