

SCR-57

Submitted on: 3/23/2023 10:48:24 AM

Testimony for AEN on 3/29/2023 1:01:00 PM

Submitted By	Organization	Testifier Position	Testify
LIBRADO COBIAN	Testifying for AAC	Support	Written Testimony Only

Comments:

I support this bill. Property owners of land with a risk of being affected by a landfill in its vicinity should have some financial relief from property taxes for enduring potential health risks . Li Cobian

IRON WORKERS STABILIZATION FUND

March 29, 2023

1:01 pm

Senate Committee on Agriculture and Environment

Conference Room 430 & Videoconference
State Capitol
415 South Beretania Street

Re: SCR57/SR51 – URGING THE CITY AND COUNTY OF HONOLULU TO EXEMPT FROM REAL PROPERTY TAX THOSE PROPERTY OWNERS OF RESIDENTIAL UNITS WITHIN ONE-HALF MILE OF AN ACTIVE MUNICIPAL SOLID WASTE LANDFILL OR CONSTRUCTION AND DEMOLITION LANDFILL

Aloha Chair Mike Gabbard, Vice Chair Herbert M. “Tim” Richards, III and Members of the Committee:

We **SUPPORT** SCR57/SR51. These resolutions urge the City and County of Honolulu to provide a real property tax exemption for those residents living within ½ mile of the operation of an active landfill on the island of O‘ahu.

The scientific consensus affirms what the communities of West O‘ahu, especially Nānākuli, have been experiencing for decades, that landfills are a health hazard. According to the Center for Disease Control and Prevention/National Center for Health Statistics Neighborhood Life Expectancy Project (see attachments for visual maps), our members and their families in the two census tracts abutting the PVT Landfill operated in Nānākuli live 10 years less than the state average of 82 years, being the 2nd and 3rd lowest life expectancies in the entire state. This is unacceptable. As a matter of fairness, every community in Hawaii deserves a “clean and healthful environment” (HI State Const. Art. XI, Sec. 9). No one should suffer the ill effects of landfills, so we need to decrease our reliance upon landfills and eventually stop using them altogether.

The total waste generated on O‘ahu in 2021 was over 1.5 million tons, with 255,135 tons representing 25% of the total waste stream being Construction and Demolition Recycling; 222,238 tons representing 4% of the total waste being Construction and Demolition landfilling; 437,578 tons representing 28% of the total waste being General Material Recycling; 513,635 tons representing 30% of the total waste being H-Power Waste-to-Energy; 157,531 tons representing 11% of the total waste being H-Power Ash and Residual that was landfilled; and 106,723 tons representing 2% of the total waste being Municipal Solid Waste landfilling (City and County of Honolulu, *Status Report on Reducing and/or Continuing the Use of Waimanalo Gulch Sanitary Landfill*, 2023)

Nearly all landfilling, waste-to-energy processing, and recycling of O‘ahu’s waste occurs in West O‘ahu at the City-owned Waimanalo Gulch Sanitary Landfill (WGSL) in Kahe valley adjacent to the Honokai Hale and Makakilo communities, the City-owned H-POWER facility adjacent to the Kapolei community, and where both the H-POWER ash along with much of the Construction and Demolition waste passes through Makakilo, Kapolei, and Honokai Hale to

IRON WORKERS STABILIZATION FUND

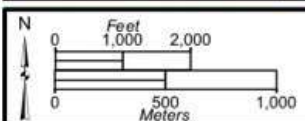
either end up at WGSJ or in Nānākuli at the landfill operated by PVT Land Company, Ltd. (City and County of Honolulu, *Integrated Solid Waste Management Plan*, 2019).

Hawai'i recognized that "no one segment of the population or geographic area should be disproportionately burdened with environmental and/or health impacts resulting from development, construction, operations and/or use of natural resources" (Hawaii State Department of Health, *Hawaii Environmental Justice Initiative Report*, 2008). Many of those living within the ½ mile of the operation of an active landfill are living paycheck to paycheck. A real property tax break will bring about meaningful change and opportunity for those residents to better care for their health and safety, including through purchasing and maintaining air filters in their houses.

The people of West O'ahu, especially those living within a ½ mile of the active operation of O'ahu's landfills have borne the brunt of our collective waste. Please urge the City to provide a tax break to those residents impacted so that they can take necessary actions to care for their health and safety.

We urge the committee to **PASS** SCR57/SR51. Mahalo for the opportunity testimony.

Date Saved: 10/12/2018 4:02:03 PM Document Path: F:\Hawaii\GIS\Projects\IVT\Figure 1-1_PVTISWMF.mxd



Location Map
PVT ISWMF Relocation
Nanakuli, Waianae District, Oahu, Hawaii

Figure
1-1

Life Expectancies

Census tracks surrounding PVT Landfills including Nānākuli & Princess Kahanu Homesteads: **~72 yrs.**
HI Average: **~82 yrs.**
A 10 year loss

CDC/US Department of Health



National Vital Statistics System

U.S. Small-area Life Expectancy Estimates Project - USALEEP

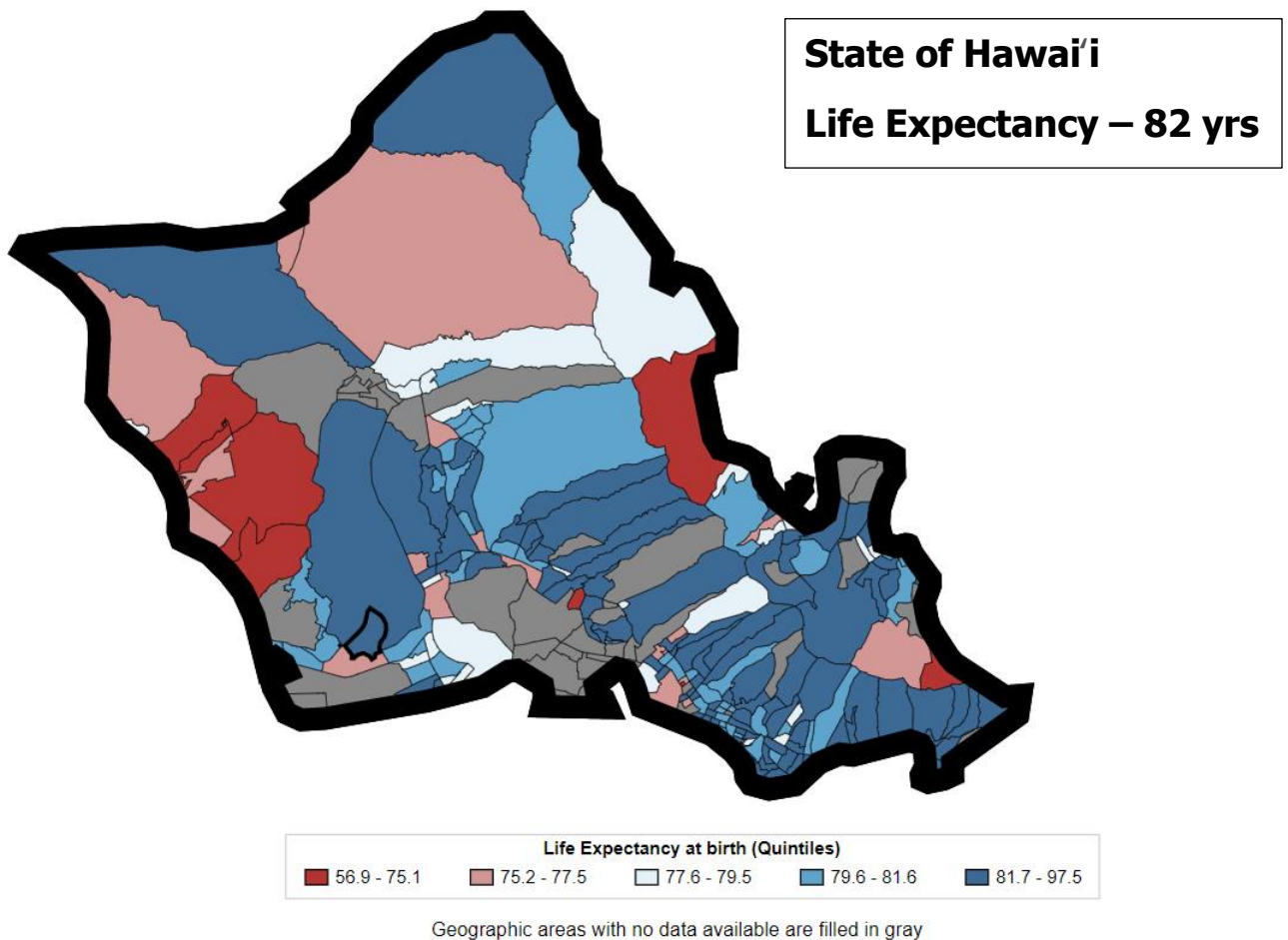
usaleep

Neighborhood Life Expectancy Project



Life Expectancy at Birth for U.S. States and Census Tracts, 2010-2015

LIFE EXPECTANCY* FOR THE ISLAND OF O'AHU, HAWAI'I



*The Life Expectancy at birth are for U.S. Census Tracts, 2010-2015. These estimates are the result of the collaborative project, “[U.S. Small-area Life Expectancy Estimates Project \(USALEEP\)](#),” between the National Center for Health Statistics (NCHS), the National Association for Public Health Statistics and Information Systems (NAPHSIS), and the Robert Wood Johnson Foundation (RWJF).

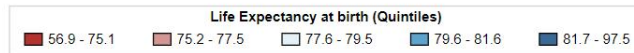
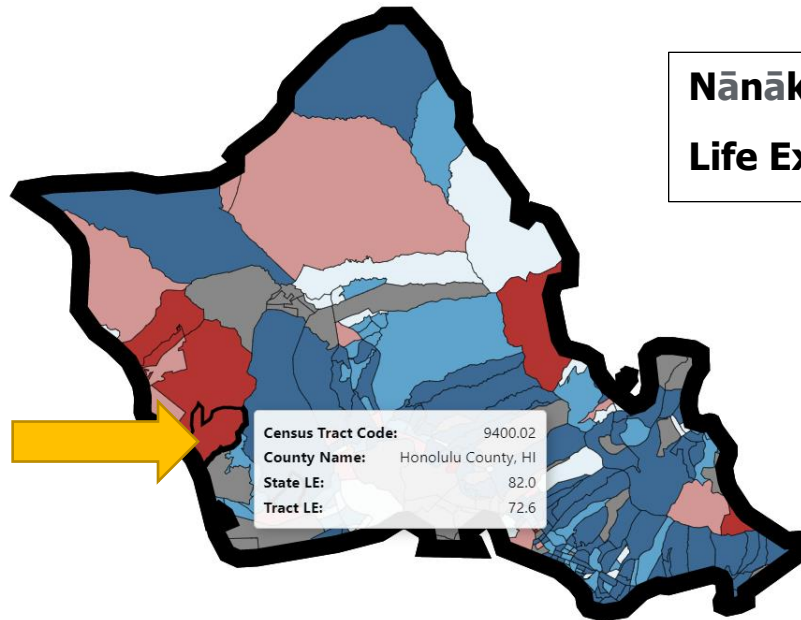
Source: Centers for Disease Control and Prevention. (2020, March 9). *Life expectancy data viz.* Centers for Disease Control and Prevention. Retrieved March 9, 2023, from <https://www.cdc.gov/nchs/data-visualization/life-expectancy/index.html>.



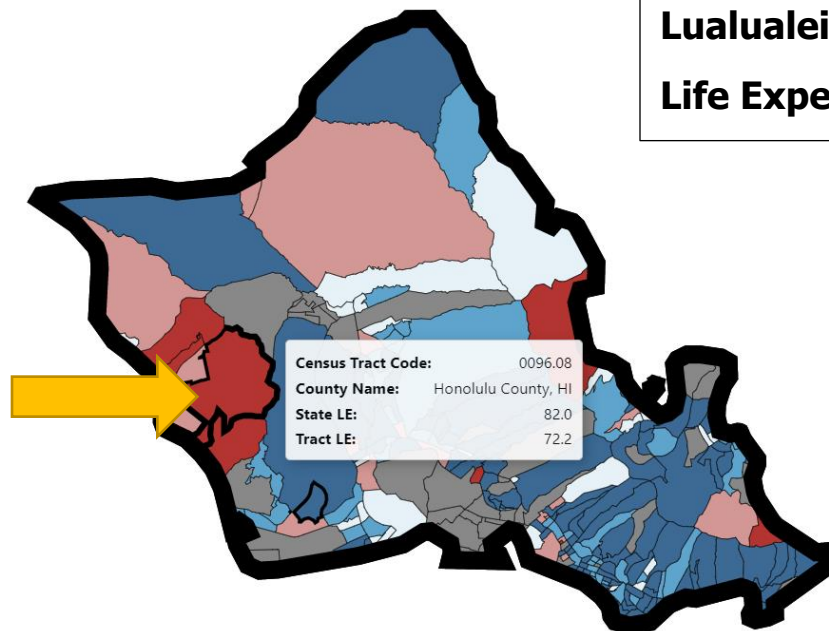
NCHS Data Visualization Gallery

...Visualizing the Nation's Health

Life Expectancy at Birth for U.S. States and Census Tracts, 2010-2015



Geographic areas with no data available are filled in gray



Geographic areas with no data available are filled in gray

IRON WORKERS STABILIZATION FUND

March 29, 2023

1:01 pm

Senate Committee on Agriculture and Environment

Conference Room 430 & Videoconference
State Capitol
415 South Beretania Street

Re: SCR57/SR51 – URGING THE CITY AND COUNTY OF HONOLULU TO EXEMPT FROM REAL PROPERTY TAX THOSE PROPERTY OWNERS OF RESIDENTIAL UNITS WITHIN ONE-HALF MILE OF AN ACTIVE MUNICIPAL SOLID WASTE LANDFILL OR CONSTRUCTION AND DEMOLITION LANDFILL

Aloha Chair Mike Gabbard, Vice Chair Herbert M. “Tim” Richards, III and Members of the Committee:

We **SUPPORT** SCR57/SR51. These resolutions urge the City and County of Honolulu to provide a real property tax exemption for those residents living within ½ mile of the operation of an active landfill on the island of O‘ahu.

The scientific consensus affirms what the communities of West O‘ahu, especially Nānākuli, have been experiencing for decades, that landfills are a health hazard. According to the Center for Disease Control and Prevention/National Center for Health Statistics Neighborhood Life Expectancy Project (see attachments for visual maps), our members and their families in the two census tracts abutting the PVT Landfill operated in Nānākuli live 10 years less than the state average of 82 years, being the 2nd and 3rd lowest life expectancies in the entire state. This is unacceptable. As a matter of fairness, every community in Hawaii deserves a “clean and healthful environment” (HI State Const. Art. XI, Sec. 9). No one should suffer the ill effects of landfills, so we need to decrease our reliance upon landfills and eventually stop using them altogether.

The total waste generated on O‘ahu in 2021 was over 1.5 million tons, with 255,135 tons representing 25% of the total waste stream being Construction and Demolition Recycling; 222,238 tons representing 4% of the total waste being Construction and Demolition landfilling; 437,578 tons representing 28% of the total waste being General Material Recycling; 513,635 tons representing 30% of the total waste being H-Power Waste-to-Energy; 157,531 tons representing 11% of the total waste being H-Power Ash and Residual that was landfilled; and 106,723 tons representing 2% of the total waste being Municipal Solid Waste landfilling (City and County of Honolulu, *Status Report on Reducing and/or Continuing the Use of Waimanalo Gulch Sanitary Landfill*, 2023)

Nearly all landfilling, waste-to-energy processing, and recycling of O‘ahu’s waste occurs in West O‘ahu at the City-owned Waimanalo Gulch Sanitary Landfill (WGSL) in Kahe valley adjacent to the Honokai Hale and Makakilo communities, the City-owned H-POWER facility adjacent to the Kapolei community, and where both the H-POWER ash along with much of the Construction and Demolition waste passes through Makakilo, Kapolei, and Honokai Hale to

IRON WORKERS STABILIZATION FUND

either end up at WGSJ or in Nānākuli at the landfill operated by PVT Land Company, Ltd. (City and County of Honolulu, *Integrated Solid Waste Management Plan*, 2019).

Hawai'i recognized that "no one segment of the population or geographic area should be disproportionately burdened with environmental and/or health impacts resulting from development, construction, operations and/or use of natural resources" (Hawaii State Department of Health, *Hawaii Environmental Justice Initiative Report*, 2008). Many of those living within the ½ mile of the operation of an active landfill are living paycheck to paycheck. A real property tax break will bring about meaningful change and opportunity for those residents to better care for their health and safety, including through purchasing and maintaining air filters in their houses.

The people of West O'ahu, especially those living within a ½ mile of the active operation of O'ahu's landfills have borne the brunt of our collective waste. Please urge the City to provide a tax break to those residents impacted so that they can take necessary actions to care for their health and safety.

We urge the committee to **PASS** SCR57/SR51. Mahalo for the opportunity testimony.

Date Saved: 10/12/2018 4:02:03 PM Document Path: F:\Hawaii\GIS\Projects\IVT\Figure 1-1_PVTISWMF.mxd



Location Map
 PVT ISWMF Relocation
 Nanakuli, Waianae District, Oahu, Hawaii

Figure
 1-1

Life Expectancies

Census tracks surrounding
 PVT Landfills including
 Nānākuli & Princess Kahanu
 Homesteads: **~72 yrs.**
 HI Average: **~82 yrs.**
A 10 year loss

CDC/US Department of Health



National Vital Statistics System

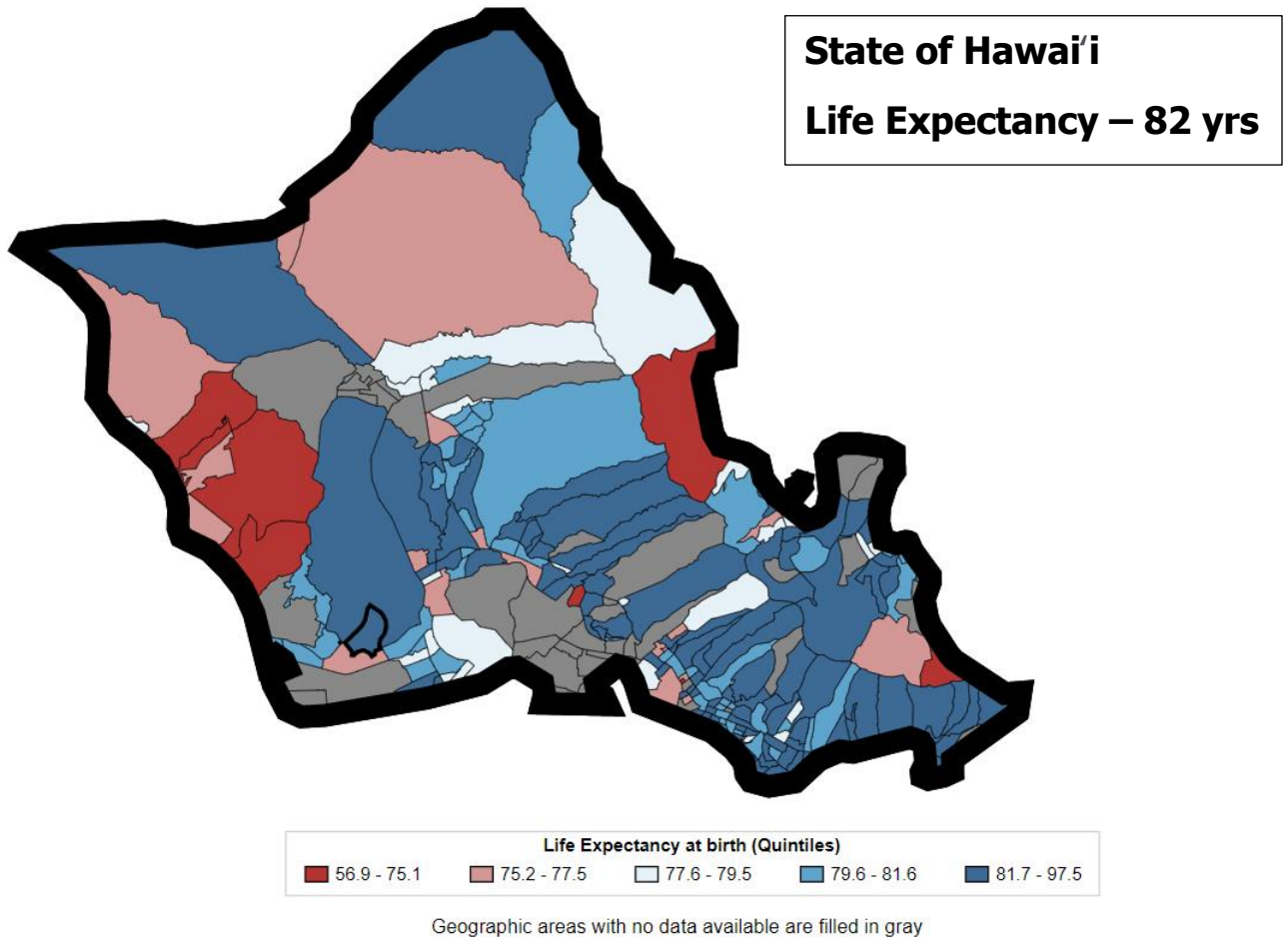
U.S. Small-area Life Expectancy
 Estimates Project - USALEEP

usaleep Neighborhood Life
 Expectancy Project



Life Expectancy at Birth for U.S. States and Census Tracts, 2010-2015

LIFE EXPECTANCY* FOR THE ISLAND OF O'AHU, HAWAI'I



*The Life Expectancy at birth are for U.S. Census Tracts, 2010-2015. These estimates are the result of the collaborative project, “[U.S. Small-area Life Expectancy Estimates Project \(USALEEP\)](#),” between the National Center for Health Statistics (NCHS), the National Association for Public Health Statistics and Information Systems (NAPHSIS), and the Robert Wood Johnson Foundation (RWJF).

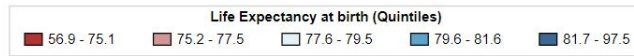
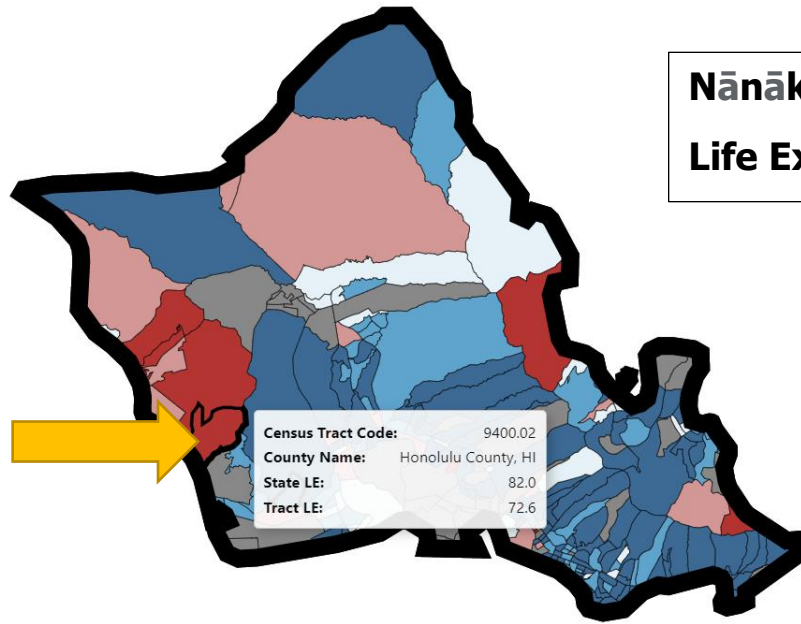
Source: Centers for Disease Control and Prevention. (2020, March 9). *Life expectancy data viz.* Centers for Disease Control and Prevention. Retrieved March 9, 2023, from <https://www.cdc.gov/nchs/data-visualization/life-expectancy/index.html>.



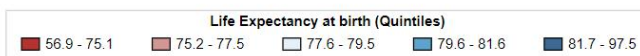
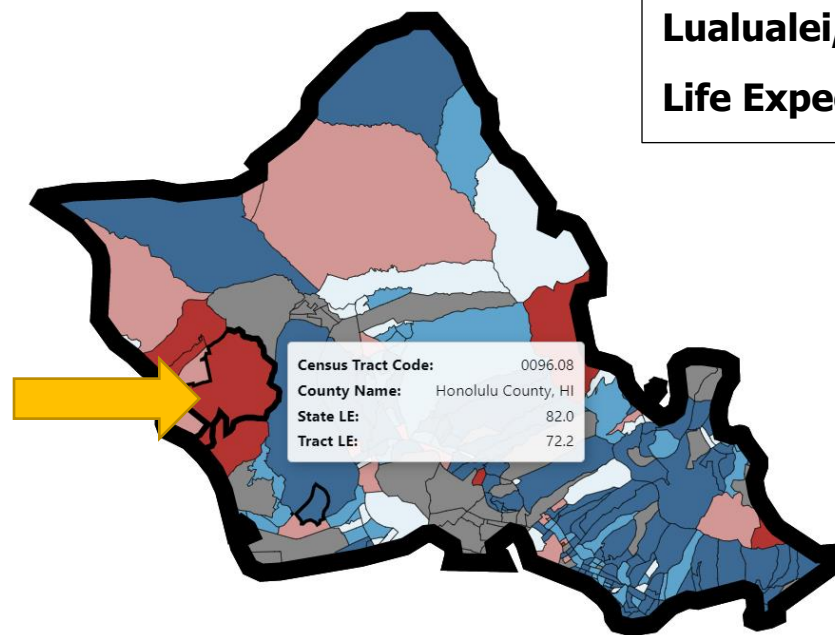
NCHS Data Visualization Gallery

...Visualizing the Nation's Health

Life Expectancy at Birth for U.S. States and Census Tracts, 2010-2015



Geographic areas with no data available are filled in gray



Geographic areas with no data available are filled in gray

SCR-57

Submitted on: 3/27/2023 10:30:34 AM

Testimony for AEN on 3/29/2023 1:01:00 PM

Submitted By	Organization	Testifier Position	Testify
Henrietta Paris	Individual	Support	Written Testimony Only

Comments:

Aloha legislators:

Mahalo for considering how we can help those whose health and wellness are being impacted by landfills. Please continue this good work. God bless.

Sincerely,

Henrietta Paris

Kapolei, Oahu

SCR-57

Submitted on: 3/27/2023 10:42:35 AM

Testimony for AEN on 3/29/2023 1:01:00 PM

Submitted By	Organization	Testifier Position	Testify
Melvin Paris	Individual	Support	Written Testimony Only

Comments:

Dear Legislators:

I support helping out our former neighbors that live next to the landfill in Nanakuli. They should get help because they take so much of our island's trash.

Sincerely,

Melvin Paris

Kapolei, Oahu

SCR-57

Submitted on: 3/28/2023 4:39:29 PM

Testimony for AEN on 3/29/2023 1:01:00 PM

Submitted By	Organization	Testifier Position	Testify
Ed Werner	Individual	Support	In Person

Comments:

Aloha:

I support tax relief for those suffering from landfills. Help our our kupuna, keiki, and opio that live next to everyone's trash. Mahalo.

Sincerely,

Ed Werner

Nanakuli, Oahu