


DAVID Y. IGE  
GOVERNOR



**DEPT. COMM. NO. 13**

CATHY BETTS  
DIRECTOR

JOSEPH CAMPOS II  
DEPUTY DIRECTOR

STATE OF HAWAII  
**DEPARTMENT OF HUMAN SERVICES**  
Office of the Director  
P. O. Box 339  
Honolulu, Hawaii 96809-0339

BPMO 21.024

October 4, 2022

The Honorable Ronald D. Kouchi,  
President and Members of the Senate  
Thirty-First State Legislature  
State Capitol, Room 409  
Honolulu, Hawaii 96813

The Honorable Scott K. Saiki, Speaker  
and Members of the House of Representatives  
Thirty-First State Legislature  
State Capitol, Room 431  
Honolulu, Hawaii 96813

Dear President Kouchi, Speaker Saiki, and Members of the Legislature:

Enclosed is the following report submitted in accordance with sections 37-47, 37-48, and 37-49, Hawaii Revised Statutes (HRS).

Following section 93-16, HRS, this report will be available to review electronically at the Department's website, at <https://humanservices.hawaii.gov/reports/legislative-reports/>.

For questions regarding this report, contact Ken Kitamura, Fiscal Management Officer, at (808) 586-4856 or email [kkitamura@dhs.hawaii.gov](mailto:kkitamura@dhs.hawaii.gov).

Sincerely,

Cathy Betts  
Director

Enclosure

c: Governor's Office  
Lieutenant Governor's Office  
Department of Budget & Finance  
Senator Donovan M. Dela Cruz, Chair, Senate Committee on Ways & Means  
Representative Sylvia Luke, Chair, House Committee on Finance  
Legislative Auditor  
Legislative Reference Bureau Library (1 hard copy)  
Hawaii State Public Library, System State Publications Distribution Center (2 hard copies, 1 electronic copy)  
Hamilton Library, Serials Department, University of Hawaii (1 hard copy)

**REPORT TO THE THIRTY-FIRST HAWAII STATE LEGISLATURE 2022**

**IN ACCORDANCE WITH THE PROVISIONS OF SECTIONS 37-47, -48, AND  
-49, HAWAII REVISED STATUTES, ON NON-GENERAL FUNDS**

**DEPARTMENT OF HUMAN SERVICES  
Fiscal Management Office  
October 2022**

**Report on Non-General Fund Information**  
for Submittal to the 2023 Legislature

Department: HMS  
 Prog ID(s): HMS 206  
 Name of Fund: Low Income Home Energy Assistance Program (LIHEAP)  
 Legal Authority: P.L. 97-35

Contact Name: Derek Oshiro  
 Phone: 586-5630  
 Fund type (MOF) N  
 Appropriation Acct. No. S-XX-204-K

Intended Purpose: Provides for cash payments to households that meet income and categorical qualifications for energy crisis intervention and credit.

Source of Revenues: DHHS - Administration for Children and Families, Low Income Home Energy Assistance Program (LIHEAP).

Current Program Activities/Allowable Expenses: Provides funds for LIHEAP payments.

Purpose of Proposed Ceiling Adjustment (if applicable):

Variances:

Financial Data							
	FY 2018	FY 2019	FY 2020	FY 2021	FY 2022	FY 2023	FY 2024
	(actual)	(actual)	(actual)	(actual)	(actual)	(estimated)	(estimated)
Appropriation Ceiling	8,415,241	8,775,803	8,666,618	8,526,530	8,798,107	8,798,107	8,798,107
Beginning Cash Balance	81,836	121,357	110,241	178,192	220,888	119,305	119,305
Revenues	4,853,534	4,623,933	4,363,036	4,375,382	4,546,890	5,307,752	5,307,752
Expenditures	4,814,013	4,635,049	4,442,910	4,294,290	4,649,051	5,307,752	5,307,752
Transfers							
List each net transfer in/out/ or projection in/out; list each account number							
			147,825	(38,396)	578		
Net Total Transfers	0	0	147,825	(38,396)	578	0	0
Ending Cash Balance	121,357	110,241	178,192	220,888	119,305	119,305	119,305
Encumbrances			352,111	323,682	689		
Unencumbered Cash Balance	121,357	110,241	(173,919)	(102,794)	118,616	119,305	119,305

Additional Information:

Amount Req. by Bond Covenants							
Amount from Bond Proceeds							
Amount Held in CODs, Escrow Accounts, or Other Investments							

**Report on Non-General Fund Information**  
for Submittal to the 2023 Legislature

Department: HMS  
 Prog ID(s): HMS 206  
 Name of Fund: Federal Assistance Payments  
 Legal Authority: P.L. 97-35

Contact Name: Derek Oshiro  
 Phone: 586-5630  
 Fund type (MOF) N  
 Appropriation Acct. No. S-20-267-K

Source of Revenues: DHHS - Administration for Children and Families, Low Income Home Energy Assistance Program (LIHEAP).

Current Program Activities/Allowable Expenses: Provides funds for COVID-19 Disaster LIHEAP payments.

Purpose of Proposed Ceiling Adjustment (if applicable):

Variances: LIHEAP CARES grant ends in FY 2022

Financial Data							
	FY 2018	FY 2019	FY 2020	FY 2021	FY 2022	FY 2023	FY 2024
	(actual)	(actual)	(actual)	(actual)	(actual)	(estimated)	(estimated)
Appropriation Ceiling	0	0	1,190,942	1,178,038	881,505	0	0
Beginning Cash Balance	0	0	0	1	1	1	1
Revenues	0	0	12,905	296,533	865,949	0	0
Expenditures	0	0	12,904	296,533	865,949	0	0
<b>Transfers</b>							
List each net transfer in/out/ or projection in/out; list each account number							
Net Total Transfers	0	0	0	0	0	0	0
Ending Cash Balance	0	0	1	1	1	1	1
Encumbrances	0	0	0	0	0	0	0
Unencumbered Cash Balance	0	0	0	1	1	1	1

Additional Information:

Amount Req. by Bond Covenants							
Amount from Bond Proceeds							
Amount Held in CODs, Escrow Accounts, or Other Investments							

**Report on Non-General Fund Information**  
for Submittal to the 2023 Legislature

Department: HMS  
 Prog ID(s): HMS 206  
 Name of Fund: Federal Assistance Payments  
 Legal Authority: P.L. 97-35

Contact Name: Derek Oshiro  
 Phone: 586-5630  
 Fund type (MOF) N  
 Appropriation Acct. No. S-21-267-K

Intended Purpose: Provides for cash payments to households that meet income and categorical qualifications for energy crisis intervention and credit.

Source of Revenues: DHHS - Administration for Children and Families, Low Income Home Energy Assistance Program (LIHEAP).

Current Program Activities/Allowable Expenses: Provides funds for LIHEAP payments.

Purpose of Proposed Ceiling Adjustment (if applicable):

Variances:

Financial Data							
	FY 2018	FY 2019	FY 2020	FY 2021	FY 2022	FY 2023	FY 2024
	(actual)	(actual)	(actual)	(actual)	(actual)	(estimated)	(estimated)
Appropriation Ceiling	0	0	0	4,995,879	4,995,879	4,995,879	0
Beginning Cash Balance	0	0	0	0	0	0	0
Revenues	0	0	0	0	63,723	4,932,156	
Expenditures	0	0	0	0	63,723	4,932,156	
<b>Transfers</b>							
List each net transfer in/out/ or projection in/out; list each account number							
Net Total Transfers	0	0	0	0	0	0	0
Ending Cash Balance	0	0	0	0	0	0	0
Encumbrances	0	0	0	0	26,926		
Unencumbered Cash Balance	0	0	0	0	(26,926)	0	0

Additional Information:

Amount Req. by Bond Covenants							
Amount from Bond Proceeds							
Amount Held in CODs, Escrow Accounts, or Other Investments							

**Report on Non-General Fund Information**  
for Submittal to the 2023 Legislature

Department: HMS  
 Prog ID(s): HMS 206  
 Name of Fund: Federal Assistance Payments  
 Legal Authority: P.L. 117-2

Contact Name: Derek Oshiro  
 Phone: 586-5630  
 Fund type (MOF) N  
 Appropriation Acct. No. S-21-276-K

Intended Purpose: Provides for cash payments to households that meet income and categorical qualifications for water crisis intervention.

Source of Revenues: DHHS - Administration for Children and Families, Low Income Home Watery Assistance Program (LIHWAP).

Current Program Activities/Allowable Expenses: Provides funds for LIHWAP payments.

Purpose of Proposed Ceiling Adjustment (if applicable):

Variances:

Financial Data							
	FY 2018	FY 2019	FY 2020	FY 2021	FY 2022	FY 2023	FY 2024
	(actual)	(actual)	(actual)	(actual)	(actual)	(estimated)	(estimated)
Appropriation Ceiling	0	0	0	0	1,586,554	1,586,554	
Beginning Cash Balance	0	0	0	0	0	0	0
Revenues	0	0	0	0	0	1,586,554	
Expenditures	0	0	0	0	0	1,586,554	
<b>Transfers</b>							
List each net transfer in/out/ or projection in/out; list each account number							
Net Total Transfers	0	0	0	0	0	0	0
Ending Cash Balance	0	0	0	0	0	0	0
Encumbrances	0	0	0	0	0		
Unencumbered Cash Balance	0	0	0	0	0	0	0

Additional Information:

Amount Req. by Bond Covenants							
Amount from Bond Proceeds							
Amount Held in CODs, Escrow Accounts, or Other Investments							

**Report on Non-General Fund Information**  
for Submittal to the 2023 Legislature

Department: HMS  
 Prog ID(s): HMS 206  
 Name of Fund: Federal Assistance Payments  
 Legal Authority: P.L. 97-35

Contact Name: Derek Oshiro  
 Phone: 586-5630  
 Fund type (MOF) N  
 Appropriation Acct. No. S-21-277-K

Intended Purpose: Provides for cash payments to households that meet income and categorical qualifications for water crisis intervention.

Source of Revenues: DHHS - Administration for Children and Families, Low Income Home Watery Assistance Program (LIHWAP).

Current Program Activities/Allowable Expenses: Provides funds for LIHWAP payments.

Purpose of Proposed Ceiling Adjustment (if applicable):

Variances:

Financial Data							
	FY 2018	FY 2019	FY 2020	FY 2021	FY 2022	FY 2023	FY 2024
	(actual)	(actual)	(actual)	(actual)	(actual)	(estimated)	(estimated)
Appropriation Ceiling	0	0	0	2,024,443	2,024,443	2,024,443	
Beginning Cash Balance	0	0	0	0	0	0	0
Revenues	0	0	0	0	0	2,024,443	
Expenditures	0	0	0	0	0	2,024,443	
<b>Transfers</b>							
List each net transfer in/out/ or projection in/out; list each account number							
Net Total Transfers	0	0	0	0	0	0	0
Ending Cash Balance	0	0	0	0	0	0	0
Encumbrances	0	0	0	0	0		
Unencumbered Cash Balance	0	0	0	2,024,443	0	0	0

Additional Information:

Amount Req. by Bond Covenants							
Amount from Bond Proceeds							
Amount Held in CODs, Escrow Accounts, or Other Investments							

**Report on Non-General Fund Information**  
for Submittal to the 2023 Legislature

Department: HMS  
 Prog ID(s): HMS 211  
 Name of Fund: Temporary Assistance for Needy Families (TANF)  
 Legal Authority: Title II Section 201, P.L. 101-31 and P.L. 104-193

Contact Name: Emily Ung  
 Phone: 586-5637  
 Fund type (MOF) N  
 Appropriation Acct. No. S-XX-201-K

Intended Purpose: Provides financial aid to state Temporary Assistance for Needy Families (TANF) Program.

Source of Revenues: DHHS - Administration for Children and Families, TANF Grant.

Current Program Activities/Allowable Expenses: Assistance payments to qualified TANF recipients.

Variances:

Financial Data							
	FY 2018	FY 2019	FY 2020	FY 2021	FY 2022	FY 2023	FY 2024
	(actual)	(actual)	(actual)	(actual)	(actual)	(estimated)	(estimated)
Appropriation Ceiling	44,000,000	84,640,126	57,269,398	59,348,085	97,420,794	44,000,000	44,000,000
Beginning Cash Balance	1,211,281	3,625,554	3,154,270	7,664,839	9,965,199	5,907,197	10,407,197
Revenues	12,705,382	9,468,938	15,967,614	23,860,613	13,080,480	14,500,000	17,000,000
Expenditures	10,291,109	9,940,222	11,457,045	21,560,254	17,138,482	10,000,000	10,000,000
Transfers							
List each net transfer in/out/ or projection in/out; list each account number							
Net Total Transfers	0	0	0	0	0	0	0
Ending Cash Balance	3,625,554	3,154,270	7,664,839	9,965,199	5,907,197	10,407,197	17,407,197
Encumbrances							
Unencumbered Cash Balance	3,625,554	3,154,270	7,664,839	9,965,199	5,907,197	10,407,197	17,407,197

Additional Information:

Amount Req. by Bond Covenants							
Amount from Bond Proceeds							
Amount Held in CODs, Escrow Accounts, or Other Investments							



**Report on Non-General Fund Information**  
for Submittal to the 2023 Legislature

Department: HMS  
 Prog ID(s): HMS 224  
 Name of Fund: Emergency Shelter Grant  
McKinney-Vento Homeless Act as amended by  
 Legal Authority Hearth Act of 2009

Contact Name: Naohiro Miyajima  
 Phone: 586-5645  
 Fund type (MOF) N  
 Appropriation Acct. No. S-XX-216-K (1 of 4)

Intended Purpose: Provides resources to deal with the special needs segments of the homeless population.  
 Source of Revenues: US Department of Housing and Urban Development  
 Current Program Activities/Allowable Expenses: Provides one-time grants for emergency needs to neighbor island homeless.

Purpose of Proposed Ceiling Adjustment (if applicable):

Variations: The increased expenditures from FY21 (\$1,324,971) to FY22 (\$4,022,133) is due to the funding provided through the Coronavirus Aid, Relief, and Economic Security (CARES) Act. This additional funding and expenditures was used to prevent, prepare for, and respond to the coronavirus among households who are homeless, receiving homeless

Financial Data							
	FY 2018	FY 2019	FY 2020	FY 2021	FY 2022	FY 2023	FY 2024
	(actual)	(actual)	(actual)	(actual)	(actual)	(estimated)	(estimated)
Appropriation Ceiling	605,880	625,948	546,974	10,743,508	9,862,138	600,000	600,000
Beginning Cash Balance	157	777	2,160	12,976	658	658	658
Revenues	394,737	453,811	370,754	1,312,652	4,022,133	500,000	500,000
Expenditures	394,117	452,428	360,238	1,324,971	4,022,133	500,000	500,000
<b>Transfers</b>							
List each net transfer in/out/ or projection in/out; list each account number							
			300				
Net Total Transfers	0	0	300	0	0	0	0
Ending Cash Balance	777	2,160	12,976	658	658	658	658
Encumbrances			186,735	9,352,157	5,798,855		
Unencumbered Cash Balance	777	2,160	(173,759)	(9,351,500)	(5,798,197)	658	658

Additional Information:

Amount Req. by Bond Covenants							
Amount from Bond Proceeds							
Amount Held in CODs, Escrow Accounts, or Other Investments							

**Report on Non-General Fund Information**  
for Submittal to the 2023 Legislature

Department: HMS  
 Prog ID(s): HMS 224  
 Name of Fund: HOPWA  
 Legal Authority: AIDS Housing Opportunity Act

Contact Name: Naohiro Miyajima  
 Phone: 586-5645  
 Fund type (MOF) N  
 Appropriation Acct. No. S-XX-222-K (3 of 4)

Intended Purpose: Housing Opportunities for People With AIDS - provides funding to address the needs of homeless persons afflicted with HIV or AIDS.

Source of Revenues: US Department of Housing and Urban Development

Current Program Activities/Allowable Expenses: Provides resources and services to qualified homeless recipients.

Purpose of Proposed Ceiling Adjustment (if applicable):

Variations: The increased expenditures from FY21 (\$253,030) to FY22 (\$311,776) is due to the funding provided through the Coronavirus Aid, Relief, and Economic Security (CARES) Act. This additional funding and expenditures was used to prevent, prepare for, and respond to the coronavirus among households who are afflicted by HIV or AIDS.

Financial Data							
	FY 2018	FY 2019	FY 2020	FY 2021	FY 2022	FY 2023	FY 2024
	(actual)	(actual)	(actual)	(actual)	(actual)	(estimated)	(estimated)
Appropriation Ceiling	278,637	297,729	352,571	343,151	360,595	365,000	365,000
Beginning Cash Balance	0	76	3,901	4,903	3,901	23,028	23,028
Revenues	239,755	251,604	278,757	252,028	330,903	335,000	335,000
Expenditures	239,679	247,779	277,455	253,030	311,776	335,000	335,000
<b>Transfers</b>							
List each net transfer in/out/ or projection in/out; list each account number							
			(300)				
Net Total Transfers	0	0	(300)	0		0	0
Ending Cash Balance	76	3,901	4,903	3,901	23,028	23,028	23,028
Encumbrances			21,361	69,511	36,663		
Unencumbered Cash Balance	76	3,901	(16,458)	(65,610)	(13,635)	23,028	23,028

Additional Information:

Amount Req. by Bond Covenants							
Amount from Bond Proceeds							
Amount Held in CODs, Escrow Accounts, or Other Investments							

**Report on Non-General Fund Information**  
for Submittal to the 2023 Legislature

Department: HMS  
 Prog ID(s): HMS 224  
 Name of Fund: Continuum of Care  
McKinney-Vento Homeless Act as amended by  
 Legal Authority Hearth Act of 2009

Contact Name: Joey Wong  
 Phone: 586-5645  
 Fund type (MOF) N  
 Appropriation Acct. No. S-XX-500-K (4 of 4)

Intended Purpose: Provides funding source to establish shelter housing units or social and economic self-sufficiency program for the homeless.

Source of Revenues: US Department of Housing and Urban Development

Current Program Activities/Allowable Expenses: Provides funding source to establish shelter housing units or social and economic self-sufficiency program for the homeless.

Purpose of Proposed Ceiling Adjustment (if applicable):

Variations: Due to a change in practice of having a separate appropriation per grant award. Prior year encumbrances were paid using the original.

Financial Data							
	FY 2018	FY 2019	FY 2020	FY 2021	FY 2022	FY 2023	FY 2024
	(actual)	(actual)	(actual)	(actual)	(actual)	(estimated)	(estimated)
Appropriation Ceiling	4,237,345	2,228,612	1,135,774	1,135,774	0		
Beginning Cash Balance	69	31,084	481	481	481	481	481
Revenues	1,776,852	539,553	0	0	0		
Expenditures	1,745,837	570,156	0	0	0		
Transfers							
List each net transfer in/out/ or projection in/out; list each account number							
Net Total Transfers	0	0	0	0	0	0	0
Ending Cash Balance	31,084	481	481	481	481	481	481
Encumbrances			88,492		0		
Unencumbered Cash Balance	31,084	481	(88,011)	481	481	481	481

Additional Information:

Amount Req. by Bond Covenants							
Amount from Bond Proceeds							
Amount Held in CODs, Escrow Accounts, or Other Investments							

**Report on Non-General Fund Information**  
for Submittal to the 2023 Legislature

Department: HMS  
 Prog ID(s): HMS 236  
 Name of Fund: Child Care Development Fund (CCDF)  
 Legal Authority: Title VI, PRWORA, P.L. 104-193

Contact Name: Derek Oshiro  
 Phone: 586-5630  
 Fund type (MOF): N  
 Appropriation Acct. No.: S-XX-236 ( 5 of 7 )  
 SFY14 Apprn Acct. No.: S-XX-230-K

Intended Purpose: Provide child care assistance under the State welfare program, families who are attempting through work activities to transition off of such an assistance program, and families who are at risk of becoming dependent on such assistance.

Source of Revenues: DHHS - Administration for Children and Families, CCDF Grant

Current Program Activities/Allowable Expenses: Provide child care subsidies, resource and referral services to qualified recipients, administrative and other operating costs.

Variances:

Financial Data							
	FY 2018	FY 2019	FY 2020	FY 2021	FY 2022	FY 2023	FY 2024
	(actual)	(actual)	(actual)	(actual)	(actual)	(estimated)	(estimated)
Appropriation Ceiling	215,369	454,416	269,517	422,831	208,300	315,000	315,000
Beginning Cash Balance	0	0	0	0	0	1	1
Revenues	35,075	361,475	53,962	273,400	97,224	185,000	185,000
Expenditures	35,075	361,475	53,962	273,400	97,223	185,000	185,000
<b>Transfers</b>							
List each net transfer in/out/ or projection in/out; list each account number							
Net Total Transfers	0	0	0	0	0	0	0
Ending Cash Balance	0	0	0	0	1	1	1
Encumbrances	0	0	47,450	0	0	0	0
Unencumbered Cash Balance	0	0	(47,450)	0	1	1	1

Additional Information:

Amount Req. by Bond Covenants							
Amount from Bond Proceeds							
Amount Held in CODs, Escrow Accounts, or Other Investments							

**Report on Non-General Fund Information**  
for Submittal to the 2023 Legislature

Department: HMS  
 Prog ID(s): HMS 236  
 Name of Fund: Temporary Assistance for Needy Families (TANF)  
 Legal Authority: Title II Section 201, P.L. 101-31 and P.L. 104-193

Contact Name: Emily Ung  
 Phone: 586-5637  
 Fund type (MOF): N  
 Appropriation Acct. No.: S-XX-236 ( 4 of 7 )  
 SFY14 Apprn Acct. No.: S-XX-231-K

Intended Purpose: First-to-Work Program - to assure that needy families with children obtain the education, training, and employment that will help them avoid long term welfare dependence.

Source of Revenues: DHHS - Administration for Children and Families, TANF Grant

Current Program Activities/Allowable Expenses: Provide qualified TANF recipients with education, training, and other supportive services; admin costs.

Variances:

Financial Data							
	FY 2018	FY 2019	FY 2020	FY 2021	FY 2022	FY 2023	FY 2024
	(actual)	(actual)	(actual)	(actual)	(actual)	(estimated)	(estimated)
Appropriation Ceiling	5,180,526	7,158,635	10,012,027	11,219,475	7,645,493	8,000,000	8,000,000
Beginning Cash Balance	289,836	289,836	307,249	0	0	0	0
Revenues	4,183,000	3,162,476	2,396,085	7,402,980	4,266,101	4,300,000	4,300,000
Expenditures	4,183,000	3,145,063	2,703,334	7,402,980	4,266,101	4,300,000	4,300,000
<b>Transfers</b>							
List each net transfer in/out/ or projection in/out; list each account number							
Net Total Transfers	0	0	0	0	0	0	0
Ending Cash Balance	289,836	307,249	0	0	0	0	0
Encumbrances	0	0	2,030,000	0	0	0	0
Unencumbered Cash Balance	289,836	307,249	(2,030,000)	0	0	0	0

Additional Information:

Amount Req. by Bond Covenants							
Amount from Bond Proceeds							
Amount Held in CODs, Escrow Accounts, or Other Investments							

**Report on Non-General Fund Information**  
for Submittal to the 2023 Legislature

Department: HMS  
 Prog ID(s): HMS 236  
 Name of Fund: Public Assistance-Maintenance Assistance  
 Legal Authority: Title IV-A, 45 CFR CHAPTER II, P.L. 104-193

Contact Name: Emily Ung  
 Phone: 586-5637  
 Fund type (MOF) N  
 Appropriation Acct. No. S-XX-236 ( 1 of 7 )  
 SFY14 Apprn Acct. No. S-XX-232-K

Intended Purpose: Provides monetarily supports and strengthens family life, especially those of needy children, and prepares adults with dependent.

Source of Revenues: DHHS, ACF TANF Title IV-A.

Current Program Activities/Allowable Expenses: Determines eligibility for financial assistance programs.

Variances:

Financial Data							
	FY 2018	FY 2019	FY 2020	FY 2021	FY 2022	FY 2023	FY 2024
	(actual)	(actual)	(actual)	(actual)	(actual)	(estimated)	(estimated)
Appropriation Ceiling	2,328,908	1,677,156	3,032,806	3,179,849	2,259,035	2,300,000	2,300,000
Beginning Cash Balance	0	0	0	0	0	0	0
Revenues	1,000,374	688,815	614,550	1,806,683	716,608	750,000	750,000
Expenditures	1,000,374	688,815	614,550	1,806,683	716,608	750,000	750,000
<b>Transfers</b>							
List each net transfer in/out/ or projection in/out; list each account number							
Net Total Transfers	0	0	0	0	0	0	0
Ending Cash Balance	0	0	0	0	0	0	0
Encumbrances	0	0	470,000	0	0	0	0
Unencumbered Cash Balance	0	0	(470,000)	0	0	0	0

Additional Information:

Amount Req. by Bond Covenants							
Amount from Bond Proceeds							
Amount Held in CODs, Escrow Accounts, or Other Investments							

**Report on Non-General Fund Information**  
for Submittal to the 2023 Legislature

Department: HMS  
 Prog ID(s): HMS 236  
 Name of Fund: Medical Assistance Program  
 Legal Authority: Sec. 1102, 49 Stat. 647 ( 42 U.S.C 1302 )

Contact Name: Emily Ung  
 Phone: 586-5645  
 Fund type (MOF): N  
 Appropriation Acct. No. S-XX-236-K ( 3 of 7 )  
 SFY14 Apprn Acct. No. S-XX-234-K

Intended Purpose: Provides financial assistance to state for payments of medical assistance on behalf of cash assistance recipients and other medically needy who, except for income and resources, are categorically eligible.

Source of Revenues: DHHS, CMS, Title XIX.

Current Program Activities/Allowable Expenses: Determines eligibility for financial assistance for payment of medical assistance on behalf of cash.

Variations:

Financial Data							
	FY 2018	FY 2019	FY 2020	FY 2021	FY 2022	FY 2023	FY 2024
	(actual)	(actual)	(actual)	(actual)	(actual)	(estimated)	(estimated)
Appropriation Ceiling	240,754	80,734	67,080	121,734	50,000	50,000	50,000
Beginning Cash Balance	0	0	0	0		0	0
Revenues	1,777	3,673	328	3,819	0	0	0
Expenditures	1,777	3,673	328	3,819	0	0	0
<b>Transfers</b>							
List each net transfer in/out/ or projection in/out; list each account number							
Net Total Transfers	0	0	0	0	0	0	0
Ending Cash Balance	0	0	0	0	0	0	0
Encumbrances	0	0	2,675	0	0	0	0
Unencumbered Cash Balance	0	0	(2,675)	0	0	0	0

Additional Information:

Amount Req. by Bond Covenants							
Amount from Bond Proceeds							
Amount Held in CODs, Escrow Accounts, or Other Investments							

**Report on Non-General Fund Information**  
for Submittal to the 2023 Legislature

Department: HMS  
 Prog ID(s): HMS 236  
 Name of Fund: Supplemental Nutrition Assistance Program  
 Legal Authority: SNAP Act 1964, Title 7, Chapter II, C

Contact Name: Naohiro Miyajima  
 Phone: 586-5645  
 Fund type (MOF) N  
 Appropriation Acct. No. S-XX-236-K ( 2 of 7 )  
 SFY14 Apprn Acct. No. S-XX-236-K

Intended Purpose: Improves diets of low-income households by supplementing food purchasing power of eligible low-income families through the issuance of food stamps.

Source of Revenues: USDA - FNS - SNAP

Current Program Activities/Allowable Expenses: Determines eligibility for food stamps assistance program.

Variances:

Financial Data							
	FY 2018	FY 2019	FY 2020	FY 2021	FY 2022	FY 2023	FY 2024
	(actual)	(actual)	(actual)	(actual)	(actual)	(estimated)	(estimated)
Appropriation Ceiling	12,982,651	12,459,280	21,742,860	26,518,230	16,606,240	16,606,240	16,606,240
Beginning Cash Balance	0	0	0	1,739	1,786	257	257
Revenues	11,738,528	7,555,073	8,298,028	18,216,956	9,715,978	9,715,978	9,715,978
Expenditures	11,738,528	7,555,073	8,296,289	18,216,909	9,717,507	9,717,507	9,717,507
<b>Transfers</b>							
List each net transfer in/out/ or projection in/out; list each account number							
Net Total Transfers	0	0	0	0	0	0	0
Ending Cash Balance	0	0	1,739	1,786	257	257	257
Encumbrances	0	0	5,575,000	0		0	0
Unencumbered Cash Balance	0	0	(5,573,261)	1,786	257	257	257

Additional Information:

Amount Req. by Bond Covenants							
Amount from Bond Proceeds							
Amount Held in CODs, Escrow Accounts, or Other Investments							



**Report on Non-General Fund Information**  
for Submittal to the 2023 Legislature

Department: HMS  
 Prog ID(s): HMS 236  
 Name of Fund: Low Income Home Energy Assistance Program (LIHEAP)  
 Legal Authority: P.L. 97-35

Contact Name: Derek Oshiro  
 Phone: 586-5630  
 Fund type (MOF) N  
 Appropriation Acct. No. S-XX-236 ( 7 of 7 )  
 SFY14 Apprn Acct. No. S-XX-296-K

Intended Purpose: Provides for cash payments to households that meet income and categorical qualifications.

Source of Revenues: DHHS - ACF - Low Income Home Energy Assistance Program

Current Program Activities/Allowable Expenses: Provides funds for Low Income Home Energy Assistance Program ( LIHEAP ) payments.

Variances:

Financial Data							
	FY 2018	FY 2019	FY 2020	FY 2021	FY 2022	FY 2023	FY 2024
	(actual)	(actual)	(actual)	(actual)	(actual)	(estimated)	(estimated)
Appropriation Ceiling	1,000	1,000	1,000	1,000	1,000	1,000	1,000
Beginning Cash Balance	0	0	0	0	0	0	0
Revenues	0	0	0	0	0	0	0
Expenditures	0	0	0	0	0	0	0
<b>Transfers</b>							
List each net transfer in/out/ or projection in/out; list each account number							
Net Total Transfers	0	0	0	0	0	0	0
Ending Cash Balance	0	0	0	0	0	0	0
Encumbrances	0	0	0	0	0	0	0
Unencumbered Cash Balance	0	0	0	0	0	0	0

Additional Information:

Amount Req. by Bond Covenants							
Amount from Bond Proceeds							
Amount Held in CODs, Escrow Accounts, or Other Investments							

**Report on Non-General Fund Information**  
for Submittal to the 2023 Legislature

Department: HMS  
 Prog ID(s): HMS 236  
 Name of Fund: Refugee Resettlement Program  
 Legal Authority: Act 1980, SEC 414 (a) (6)

Contact Name: Emily Ung  
 Phone: 586-5637  
 Fund type (MOF) N  
 Appropriation Acct. No. S-XX-236 ( 6 of 7 )  
 SFY14 Apprn Acct. No. S-XX- 501 & 226-K

Intended Purpose: Assist Hawaii's low-income, immigrant & refugee populations to overcome and alleviate workforce barriers to economic self-sufficiency via an array of community- based programs and services.

Source of Revenues: DHHS - Administration for Children and Families, Refugee Program.

Current Program Activities/Allowable Expenses: Determine eligibility for Refugee Program.

Variations:

Financial Data							
	FY 2018	FY 2019	FY 2020	FY 2021	FY 2022	FY 2023	FY 2024
	(actual)	(actual)	(actual)	(actual)	(actual)	(estimated)	(estimated)
Appropriation Ceiling	32,349	3,302	7,955	24,418	30,237	30,000	30,000
Beginning Cash Balance	0	0	0	0	0	0	0
Revenues	14,604	36	37	779	0	0	0
Expenditures	14,604	36	37	779	0	0	0
<b>Transfers</b>							
List each net transfer in/out/ or projection in/out; list each account number							
Net Total Transfers	0	0	0	0	0	0	0
Ending Cash Balance	0	0	0	0	0	0	0
Encumbrances	0	0	825	0	0	0	0
Unencumbered Cash Balance	0	0	(825)	0	0	0	0

Additional Information:

Amount Req. by Bond Covenants							
Amount from Bond Proceeds							
Amount Held in CODs, Escrow Accounts, or Other Investments							

**Report on Non-General Fund Information**  
for Submittal to the 2023 Legislature

Department: HMS  
 Prog ID(s): HMS 237  
 Name of Fund: Employment and Training Program  
 Legal Authority: P.L. 99-198

Contact Name: Naohiro Miyajima  
 Phone: 586-5645  
 Fund type (MOF) N  
 Appropriation Acct. No. S-XX-206-K

Intended Purpose: Assist food stamp recipients in gaining skills, training, or experience that will increase their ability to obtain un-subsidized employment.

Source of Revenues: U. S. Department of Agriculture - Food and Nutrition Service Food Stamp Employment and Training

Current Program Activities/Allowable Expenses: Provision of employability assessment and employment plan development services. Placement in educational components and in employment. The latter activity is stressed and may occur concurrently with the provision of other program services.

Purpose of Proposed Ceiling Adjustment (if applicable): Not applicable

Variances:

Financial Data							
	FY 2018	FY 2019	FY 2020	FY 2021	FY 2022	FY 2023	FY 2024
	(actual)	(actual)	(actual)	(actual)	(actual)	(estimated)	(estimated)
Appropriation Ceiling	163,791	265,075	458,851	463,186	359,134	359,134	359,134
Beginning Cash Balance	0	0	42	10,423	10,423	10,423	10,423
Revenues	148,035	151,782	274,039	302,549	296,767	296,767	296,767
Expenditures	148,035	151,740	314,039	302,549	296,767	296,767	296,767
<b>Transfers</b>							
List each net transfer in/out/ or projection in/out; list each account number							
			40,000				
			10,381				
Net Total Transfers	0	0	50,381	0	0	0	0
Ending Cash Balance	0	42	10,423	10,423	10,423	10,423	10,423
Encumbrances					12,300		
Unencumbered Cash Balance	0	42	10,423	10,423	(1,877)	10,423	10,423

Additional Information:

Amount Req. by Bond Covenants							
Amount from Bond Proceeds							
Amount Held in CODs, Escrow Accounts, or Other Investments							

**Report on Non-General Fund Information**  
for Submittal to the 2023 Legislature

Department: HMS  
 Prog ID(s): HMS 237  
 Name of Fund: Employment and Training Program  
 Legal Authority: P.L. 99-198

Contact Name: Naohiro Miyajima  
 Phone: 586-5645  
 Fund type (MOF) N  
 Appropriation Acct. No. S-XX-573-K

Intended Purpose: Assist food stamp recipients in gaining skills, training, or experience that will increase their ability to obtain un-subsidized employment.

Source of Revenues: U. S. Department of Agriculture - Food and Nutrition Service Food Stamp Employment and Training

Current Program Activities/Allowable Expenses: Provision of employability assessment and employment plan development services. Placement in educational components and in employment. The latter activity is stressed and may occur concurrently with the provision of other program services.

Purpose of Proposed Ceiling Adjustment (if applicable): Not applicable

Variances:

Financial Data							
	FY 2018	FY 2019	FY 2020	FY 2021	FY 2022	FY 2023	FY 2024
	(actual)	(actual)	(actual)	(actual)	(actual)	(estimated)	(estimated)
Appropriation Ceiling					73,221	150,915	97,629
Beginning Cash Balance	0	0	0	0	0	19,827	19,827
Revenues					44,343	150,915	97,629
Expenditures					24,517	170,742	97,629
Transfers							
List each net transfer in/out/ or projection in/out; list each account number							
Net Total Transfers	0	0	0	0	0	0	0
Ending Cash Balance	0	0	0	0	19,827	19,827	19,827
Encumbrances	0	0		0		0	0
Unencumbered Cash Balance	0	0	0	0	19,827	19,827	19,827

Additional Information:

Amount Req. by Bond Covenants							
Amount from Bond Proceeds							
Amount Held in CODs, Escrow Accounts, or Other Investments							

**Report on Non-General Fund Information**  
for Submittal to the 2023 Legislature

Department: HMS  
 Prog ID(s): HMS 237  
 Name of Fund: Employment and Training Program  
 Legal Authority: P.L. 99-198

Contact Name: Naohiro Miyajima  
 Phone: 586-5645  
 Fund type (MOF) N  
 Appropriation Acct. No. S-XX-545-K

Intended Purpose: Assist food stamp recipients in gaining skills, training, or experience that will increase their ability to obtain un-subsidized employment.

Source of Revenues: U. S. Department of Agriculture - Food and Nutrition Service Food Stamp Employment and Training

Current Program Activities/Allowable Expenses: Provision of employability assessment and employment plan development services. Placement in educational components and in employment. The latter activity is stressed and may occur concurrently with the provision of other program services.

Purpose of Proposed Ceiling Adjustment (if applicable): Not applicable

Variances:

Financial Data							
	FY 2018	FY 2019	FY 2020	FY 2021	FY 2022	FY 2023	FY 2024
	(actual)	(actual)	(actual)	(actual)	(actual)	(estimated)	(estimated)
Appropriation Ceiling	1,051,098	1,136,595	1,275,030	1,881,600	1,398,515	1,398,515	1,398,515
Beginning Cash Balance	0	0	134,775	143,255	216,580	288,143	288,143
Revenues	387,895	562,507	457,780	703,624	917,412	917,412	917,412
Expenditures	387,895	427,732	555,863	630,300	845,849	845,849	845,849
Transfers							
List each net transfer in/out/ or projection in/out; list each account number							
			106,563				
Net Total Transfers	0	0	106,563	0	0	0	0
Ending Cash Balance	0	134,775	143,255	216,580	288,143	288,143	288,143
Encumbrances		128,422	191,459	216,762	111,638		
Unencumbered Cash Balance	0	6,352	(48,204)	(183)	176,505	288,143	288,143

Additional Information:

Amount Req. by Bond Covenants							
Amount from Bond Proceeds							
Amount Held in CODs, Escrow Accounts, or Other Investments							

**Report on Non-General Fund Information**  
for Submittal to the 2023 Legislature

Department: HMS  
 Prog ID(s): HMS 302  
 Name of Fund: Child Care Development Fund (CCDF)  
 Legal Authority: Title VI, PRWORA, P.L. 104-193

Contact Name: Derek Oshiro  
 Phone: 586-5630  
 Fund type (MOF): N  
 Appropriation Acct. No. S-XX-215-K

Intended Purpose: Provide child care assistance under the State welfare program, families who are attempting through work activities to transition off of such an assistance program, and families who are at risk of becoming dependent on such assistance.

Source of Revenues: DHHS - Administration for Children and Families, CCDF Grant

Current Program Activities/Allowable Expenses: Supportive services, resource and referral services to qualified recipients, administrative and other operating costs.

Purpose of Proposed Ceiling Adjustment (if applicable):  
 Variances:

Financial Data							
	FY 2018	FY 2019	FY 2020	FY 2021	FY 2022	FY 2023	FY 2024
	(actual)	(actual)	(actual)	(actual)	(actual)	(estimated)	(estimated)
Appropriation Ceiling	14,806,022	18,626,342	14,676,781	17,690,784	18,994,383	18,000,000	18,000,000
Beginning Cash Balance	339,428	5,827,046	246,023	126,918	88,207	142,753	142,753
Revenues	13,388,187	6,806,835	6,452,776	13,756,198	11,931,200	13,000,000	13,000,000
Expenditures	7,900,569	12,387,858	6,191,176	13,729,909	11,876,654	13,000,000	13,000,000
<b>Transfers</b>							
List each net transfer in/out/ or projection in/out; list each account number							
			(380,705)	(65,000)			
Net Total Transfers	0	0	(380,705)	(65,000)	0	0	0
Ending Cash Balance	5,827,046	246,023	126,918	88,207	142,753	142,753	142,753
Encumbrances			1,273,106	4,285,524	3,549,227		
Unencumbered Cash Balance	5,827,046	246,023	(1,146,188)	(4,197,317)	(3,406,474)	142,753	142,753

Additional Information:

Amount Req. by Bond Covenants							
Amount from Bond Proceeds							
Amount Held in CODs, Escrow Accounts, or Other Investments							

**Report on Non-General Fund Information**  
for Submittal to the 2023 Legislature

Department: HMS  
 Prog ID(s): HMS 302  
 Name of Fund: Child Care Development Fund (CCDF)  
 Legal Authority: Title VI, PRWORA, P.L. 104-193

Contact Name: Derek Oshiro  
 Phone: 586-5630  
 Fund type (MOF) N  
 Appropriation Acct. No. S-21-256-K

Intended Purpose: Stabilize and protect the child care sector which has been significantly impacted by the COVID-19 public health emergency.

Source of Revenues: DHHS - Administration for Children and Families, ARP Grant

Current Program Activities/Allowable Expenses:

Purpose of Proposed Ceiling Adjustment (if applicable):

Variances:

Financial Data							
	FY 2018	FY 2019	FY 2020	FY 2021	FY 2022	FY 2023	FY 2024
	(actual)	(actual)	(actual)	(actual)	(actual)	(estimated)	(estimated)
Appropriation Ceiling	0	0	0	0	79,891,531	16,426,487	0
Beginning Cash Balance	0	0	0	0	0	265,911	265,911
Revenues	0	0	0	0	63,465,044	16,426,487	0
Expenditures	0	0	0	0	63,199,133	16,426,487	0
<b>Transfers</b>							
List each net transfer in/out/ or projection in/out; list each account number							
Net Total Transfers	0	0	0	0	0	0	0
Ending Cash Balance	0	0	0	0	265,911	265,911	265,911
Encumbrances					3,685,629		
Unencumbered Cash Balance	0	0	0	0	(3,419,718)	265,911	265,911

Additional Information:

Amount Req. by Bond Covenants							
Amount from Bond Proceeds							
Amount Held in CODs, Escrow Accounts, or Other Investments							

**Report on Non-General Fund Information**  
for Submittal to the 2023 Legislature

Department: HMS  
 Prog ID(s): HMS 302  
 Name of Fund: Child Care Development Fund (CCDF)  
 Legal Authority: Title VI, PRWORA, P.L. 104-193

Contact Name: Derek Oshiro  
 Phone: 586-5630  
 Fund type (MOF) N  
 Appropriation Acct. No. S-20-266-K

Intended Purpose: Provide child care assistance under the State welfare program, families who are attempting through work activities to transition off of such an assistance program, and families who are at risk of becoming dependent of such assistance.

Source of Revenues: DHHS - Administration for Children and Families, CCDF Grant

Current Program Activities/Allowable Expenses:

Purpose of Proposed Ceiling Adjustment (if applicable):  
 Variances:

Financial Data							
	FY 2018	FY 2019	FY 2020	FY 2021	FY 2022	FY 2023	FY 2024
	(actual)	(actual)	(actual)	(actual)	(actual)	(estimated)	(estimated)
Appropriation Ceiling	0	0	0	11,990,147	10,888,583	0	0
Beginning Cash Balance	0	0	0	0	3,124	0	0
Revenues	0	0	0	1,104,688	10,885,459	0	0
Expenditures	0	0	0	1,101,564	10,888,583	0	0
<b>Transfers</b>							
List each net transfer in/out/ or projection in/out; list each account number							
Net Total Transfers	0	0	0	0	0	0	0
Ending Cash Balance	0	0	0	3,124	0	0	0
Encumbrances					0		
Unencumbered Cash Balance	0	0	0	3,124	0	0	0

Additional Information:

Amount Req. by Bond Covenants							
Amount from Bond Proceeds							
Amount Held in CODs, Escrow Accounts, or Other Investments							



**Report on Non-General Fund Information**  
for Submittal to the 2023 Legislature

Department: HMS  
 Prog ID(s): HMS 302  
 Name of Fund: Child Care Development Fund (CCDF)  
 Legal Authority: Title VI, PRWORA, P.L. 104-193

Contact Name: Derek Oshiro  
 Phone: 586-5630  
 Fund type (MOF): N  
 Appropriation Acct. No. S-21-266-K

Intended Purpose: Improve Hawaii's child care system, increase the early child care workforce and help make child care more affordable to more families.

Source of Revenues: DHHS - Administration for Children and Families, ARP Grant

Current Program Activities/Allowable Expenses:

Purpose of Proposed Ceiling Adjustment (if applicable):

Variances:

Financial Data							
	FY 2018	FY 2019	FY 2020	FY 2021	FY 2022	FY 2023	FY 2024
	(actual)	(actual)	(actual)	(actual)	(actual)	(estimated)	(estimated)
Appropriation Ceiling	0	0	0	0	49,850,222	48,853,672	24,853,672
Beginning Cash Balance	0	0	0	0	0	0	0
Revenues	0	0	0	0	266,550	24,000,000	24,853,672
Expenditures	0	0	0	0	266,550	24,000,000	24,853,672
<b>Transfers</b>							
List each net transfer in/out/ or projection in/out; list each account number							
Net Total Transfers	0	0	0	0	0	0	0
Ending Cash Balance	0	0	0	0	0	0	0
Encumbrances					505,200		
Unencumbered Cash Balance	0	0	0	0	(505,200)	0	0

Additional Information:

Amount Req. by Bond Covenants							
Amount from Bond Proceeds							
Amount Held in CODs, Escrow Accounts, or Other Investments							

**Report on Non-General Fund Information**  
for Submittal to the 2023 Legislature

Department: HMS  
 Prog ID(s): HMS 302  
 Name of Fund: Child Care Development Fund (CCDF)-TANF transfer  
 Legal Authority: Title VI, PRWORA, P.L. 104-193

Contact Name: Derek Oshiro  
 Phone: 586-5630  
 Fund type (MOF): N  
 Appropriation Acct. No. S-22-576-K

Intended Purpose: Provide child care assistance under the State welfare program, families who are attempting through work activities to transition off of such an assistance program, and families who are at risk of becoming dependent on such assistance.

Source of Revenues: DHHS - Administration for Children and Families, CCDF Grant

Current Program Activities/Allowable Expenses: Supportive services, resource and referral services to qualified recipients, administrative and other operating costs.

Purpose of Proposed Ceiling Adjustment (if applicable):  
 Variances:

Financial Data							
	FY 2018	FY 2019	FY 2020	FY 2021	FY 2022	FY 2023	FY 2024
	(actual)	(actual)	(actual)	(actual)	(actual)	(estimated)	(estimated)
Appropriation Ceiling	0	0	0	0	5,000,000	0	0
Beginning Cash Balance	0	0	0	0	0	0	0
Revenues	0	0	0	0	0	0	0
Expenditures	0	0	0	0	0	0	0
<b>Transfers</b>							
List each net transfer in/out/ or projection in/out; list each account number							
Net Total Transfers	0	0	0	0	0	0	0
Ending Cash Balance	0	0	0	0	0	0	0
Encumbrances					5,000,000		
Unencumbered Cash Balance	0	0	0	0	(5,000,000)	0	0

Additional Information:

Amount Req. by Bond Covenants							
Amount from Bond Proceeds							
Amount Held in CODs, Escrow Accounts, or Other Investments							

**Report on Non-General Fund Information**  
for Submittal to the 2023 Legislature

Department: HMS  
 Prog ID(s): HMS 302  
 Name of Fund: Child Care Development Fund (CCDF)  
 Legal Authority: Title VI, PRWORA, P.L. 104-193

Contact Name: Derek Oshiro  
 Phone: 586-5630  
 Fund type (MOF): N  
 Appropriation Acct. No. S-21-285-K

Intended Purpose: Provide relief to child care providers and families with low incomes, support the stability of the child care sector and improve administrative and systems investments.

Source of Revenues: DHHS - Administration for Children and Families, ARP Grant

Current Program Activities/Allowable Expenses:

Purpose of Proposed Ceiling Adjustment (if applicable):

Variances:

Financial Data							
	FY 2018	FY 2019	FY 2020	FY 2021	FY 2022	FY 2023	FY 2024
	(actual)	(actual)	(actual)	(actual)	(actual)	(estimated)	(estimated)
Appropriation Ceiling	0	0	0	0	33,305,583	31,562,929	
Beginning Cash Balance	0	0	0	0	0	0	0
Revenues	0	0	0	0	1,742,654	31,562,929	0
Expenditures	0	0	0	0	1,742,653	31,562,929	0
<b>Transfers</b>							
List each net transfer in/out/ or projection in/out; list each account number							
Net Total Transfers	0	0	0	0	0	0	0
Ending Cash Balance	0	0	0	0	1	0	0
Encumbrances					0		
Unencumbered Cash Balance	0	0	0	0	1	0	0

Additional Information:

Amount Req. by Bond Covenants							
Amount from Bond Proceeds							
Amount Held in CODs, Escrow Accounts, or Other Investments							

**Report on Non-General Fund Information**  
for Submittal to the 2023 Legislature

Department: HMS  
 Prog ID(s): HMS 302  
 Name of Fund: DHS INFO Technology System (Access to Learning - POD)  
 Legal Authority: Act 046, SLH 2020

Contact Name: Derek Oshiro  
 Phone: 586-5630  
 Fund type (MOF) N  
 Appropriation Acct. No. S-21-286

Intended Purpose: To expand DHS' information technology system for the purpose of managing the information collected pursuant to Act 046.

Source of Revenues: DHHS - Administration for Children and Families, CCDF Grant

Current Program Activities/Allowable Expenses:

Variances:

Financial Data							
	FY 2018	FY 2019	FY 2020	FY 2021	FY 2022	FY 2023	FY 2024
	(actual)	(actual)	(actual)	(actual)	(actual)	(estimated)	(estimated)
Appropriation Ceiling				5,000,000	5,000,000	5,000,000	5,000,000
Beginning Cash Balance	0	0	0	0	0	0	0
Revenues				0	0	0	0
Expenditures				0	0	0	0
<b>Transfers</b>							
List each net transfer in/out/ or projection in/out; list each account number							
Net Total Transfers	0	0	0	0	0	0	0
Ending Cash Balance	0	0	0	0	0	0	0
Encumbrances							
Unencumbered Cash Balance	0	0	0	0	0	0	0

Additional Information:

Amount Req. by Bond Covenants							
Amount from Bond Proceeds							
Amount Held in CODs, Escrow Accounts, or Other Investments							

**Report on Non-General Fund Information**  
for Submittal to the 2023 Legislature

Department: HMS  
 Prog ID(s): HMS 305  
 Name of Fund: Child Care Development Fund (CCDF)  
 Legal Authority: Title VI, PRWORA, P.L. 104-193

Contact Name: Derek Oshiro  
 Phone: 586-5630  
 Fund type (MOF) N  
 Appropriation Acct. No. S-XX-225-K

Intended Purpose: Provide child care assistance under the State welfare program, families who are attempting through work activities to transition off of such an assistance program, and families who are at risk of becoming dependent on such assistance.

Source of Revenues: DHHS - Administration for Children and Families, CCDF Grant

Current Program Activities/Allowable Expenses: Child care subsidies and assistance payments to qualified recipients.

Purpose of Proposed Ceiling Adjustment (if applicable):

Variances:

Financial Data							
	FY 2018	FY 2019	FY 2020	FY 2021	FY 2022	FY 2023	FY 2024
	(actual)	(actual)	(actual)	(actual)	(actual)	(estimated)	(estimated)
Appropriation Ceiling	29,470,210	41,710,279	37,548,807	49,460,557	36,986,517	43,000,000	43,000,000
Beginning Cash Balance	2,376,623	2,307,547	91,439	3,832	1,106,606	699,020	699,020
Revenues	11,340,278	14,532,511	11,574,575	40,932,208	27,916,612	35,000,000	35,000,000
Expenditures	11,409,354	16,748,619	11,662,182	39,894,434	28,218,280	35,000,000	35,000,000
Transfers							
List each net transfer in/out/ or projection in/out; list each account number							
				65,000	(105,918)		
Net Total Transfers	0	0	0	65,000	(105,918)	0	0
Ending Cash Balance	2,307,547	91,439	3,832	1,106,606	699,020	699,020	699,020
Encumbrances	0	0	0	0	0		
Unencumbered Cash Balance	2,307,547	91,439	3,832	1,106,606	699,020	699,020	699,020

Additional Information:

Amount Req. by Bond Covenants							
Amount from Bond Proceeds							
Amount Held in CODs, Escrow Accounts, or Other Investments							

**Report on Non-General Fund Information**  
for Submittal to the 2023 Legislature

Department: HMS  
 Prog ID(s): HMS 305  
 Name of Fund: Child Care Grant Program  
 Legal Authority: Act 09, SLH 2020

Contact Name: Derek Oshiro  
 Phone: 586-5630  
 Fund type (MOF) B  
 Appropriation Acct. No. S-21-353

Intended Purpose: Provide child care assistance under the State welfare program, families who are attempting through work activities to transition off of such an assistance program, and families who are at risk of becoming dependent on such assistance.

Source of Revenues: DHHS - Administration for Children and Families, CCDF Grant.

Current Program Activities/Allowable Expenses: Child care subsidies and assistance payments to qualified recipients.

Variances: N/A

Financial Data							
	FY 2018	FY 2019	FY 2020	FY 2021	FY 2022	FY 2023	FY 2024
	(actual)	(actual)	(actual)	(actual)	(actual)	(estimated)	(estimated)
Appropriation Ceiling				15,000,000	0	0	0
Beginning Cash Balance	0	0	0	0	0	0	0
Revenues				11,692,840	0	0	0
Expenditures				11,692,840	0	0	0
Transfers							
List each net transfer in/out/ or projection in/out; list each account number							
Net Total Transfers	0	0	0	0	0	0	0
Ending Cash Balance	0	0	0	0	0	0	0
Encumbrances							
Unencumbered Cash Balance	0	0	0	0	0	0	0

Additional Information:

Amount Req. by Bond Covenants							
Amount from Bond Proceeds							
Amount Held in CODs, Escrow Accounts, or Other Investments							

**Report on Non-General Fund Information**  
for Submittal to the 2023 Legislature

Department: HMS  
 Prog ID(s): HMS 305  
 Name of Fund: Child Care Development Fund (CCDF)-TANF transfer  
 Legal Authority: Title VI, PRWORA, P.L. 104-193

Contact Name: Derek Oshiro  
 Phone: 586-5630  
 Fund type (MOF) N  
 Appropriation Acct. No. S-22-577-K

Intended Purpose: Provide child care assistance under the State welfare program, families who are attempting through work activities to transition off of such an assistance program, and families who are at risk of becoming dependent on such assistance.

Source of Revenues: DHHS - Administration for Children and Families, CCDF Grant

Current Program Activities/Allowable Expenses: Child care subsidies and assistance payments to qualified recipients.

Purpose of Proposed Ceiling Adjustment (if applicable):

Variances:

Financial Data							
	FY 2018 (actual)	FY 2019 (actual)	FY 2020 (actual)	FY 2021 (actual)	FY 2022 (actual)	FY 2023 (estimated)	FY 2024 (estimated)
Appropriation Ceiling	0	0	0	0	10,000,000	4,715,680	0
Beginning Cash Balance	0	0	0	0	0	0	0
Revenues	0	0	0	0	10,000,000	4,715,680	0
Expenditures	0	0	0	0	10,000,000	4,715,680	0
<b>Transfers</b>							
List each net transfer in/out/ or projection in/out; list each account number							
Net Total Transfers	0	0	0	0	0	0	0
Ending Cash Balance	0	0	0	0	0	0	0
Encumbrances	0	0	0	0	0		
Unencumbered Cash Balance	0	0	0	0	0	0	0

Additional Information:

Amount Req. by Bond Covenants							
Amount from Bond Proceeds							
Amount Held in CODs, Escrow Accounts, or Other Investments							

**Report on Non-General Fund Information**  
for Submittal to the 2023 Legislature

Department: HMS  
 Prog ID(s): HMS 903  
 Name of Fund: Child Care Development Fund (CCDF)  
 Legal Authority: Title VI, PRWORA, P.L. 104-193

Contact Name: Derek Oshiro  
 Phone: 586-5630  
 Fund type (MOF) N  
 Appropriation Acct. No. S-XX-227-K (5 of 11)  
 SFY14 Apprn acct. No. S-XX-516-K

Intended Purpose: Provide child care assistance under the State welfare program, families who are attempting through work activities to transition off of such an assistance program, and families who are at risk of becoming dependent on such assistance.

Source of Revenues: DHHS - Administration for Children and Families, CCDF Grant

Current Program Activities/Allowable Expenses: Provide child care subsidies, resource and referral services to qualified recipients, administrative and other operating costs.

Variances:

Financial Data							
	FY 2018	FY 2019	FY 2020	FY 2021	FY 2022	FY 2023	FY 2024
	(actual)	(actual)	(actual)	(actual)	(actual)	(estimated)	(estimated)
Appropriation Ceiling	667,848	1,164,277	784,979	890,427	618,466	750,000	750,000
Beginning Cash Balance	94	94	94	0	0	0	0
Revenues	63,203	914,972	298,858	453,403	274,205	360,000	360,000
Expenditures	63,203	914,972	298,952	453,403	274,205	360,000	360,000
<b>Transfers</b>							
List each net transfer in/out/ or projection in/out; list each account number							
Net Total Transfers	0	0	0	0	0	0	0
Ending Cash Balance	94	94	0	0	0	0	0
Encumbrances	0	0	56,500	0	0		
Unencumbered Cash Balance	94	94	(56,500)	0	0	0	0

Additional Information:

Amount Req. by Bond Covenants							
Amount from Bond Proceeds							
Amount Held in CODs, Escrow Accounts, or Other Investments							



**Report on Non-General Fund Information**  
for Submittal to the 2023 Legislature

Department: HMS  
 Prog ID(s): HMS 903  
 Name of Fund: Employment and Training Program  
 Legal Authority P.L. 99-198

Contact Name: Emily Ung  
 Phone: 586-5637  
 Fund type (MOF) N  
 Appropriation Acct. No. S-XX-227-K ( 7 of 11 )  
 SFY14 Apprn acct. No. S-XX-517-K

Intended Purpose: Assist food stamp recipients in gaining skills, training, or experience that will increase their ability to obtain un-subsidized employment.

Source of Revenues: USDA - FNS - SNAP Employment and Training

Current Program Activities/Allowable Expenses: Provision of employability assessment and employment plan development services. Placement in educational component.

Purpose of Proposed ceiling Increase (if applicable):  
 Variances:

Financial Data							
	FY 2018	FY 2019	FY 2020	FY 2021	FY 2022	FY 2023	FY 2024
	(actual)	(actual)	(actual)	(actual)	(actual)	(estimated)	(estimated)
Appropriation Ceiling	103,044	135,611	188,433	251,429	125,172	125,172	125,172
Beginning Cash Balance	0	0	0	0	0	0	0
Revenues	92	16,084	7,004	42,008	16,823	16,823	16,823
Expenditures	92	16,084	7,004	42,008	16,823	16,823	16,823
<b>Transfers</b>							
List each net transfer in/out/ or projection in/out; list each account number							
Net Total Transfers	0	0	0	0	0	0	0
Ending Cash Balance	0	0	0	0	0	0	0
Encumbrances	24,341	0	10,000	0	0	0	0
Unencumbered Cash Balance	(24,341)	0	(10,000)	0	0	0	0

Additional Information:

Amount Req. by Bond Covenants							
Amount from Bond Proceeds							
Amount Held in CODs, Escrow Accounts, or Other Investments							

**Report on Non-General Fund Information**  
for Submittal to the 2023 Legislature

Department: HMS  
 Prog ID(s): HMS 903  
 Name of Fund: Medical Assistance Program  
 Legal Authority: Sec. 1102, 49 Stat. 647 ( 42 U.S.C 1302 )

Contact Name: Emily Ung  
 Phone: 586-5645  
 Fund type (MOF) N  
 Appropriation Acct. No. S-XX-227-K ( 3 of 11 )  
 SFY14 Apprn acct. No. S-XX-518-K

Intended Purpose: Provides financial assistance to states for payments of medical assistance on behalf of cash assistance recipients and other medically needy who, except for income and resources, are categorically eligible.

Source of Revenues: DHHS, CMS, Title XIX.

Current Program Activities/Allowable Expenses: Determines eligibility for financial assistance for payment of medical assistance on behalf of cash assistance.

Variations:

Financial Data							
	FY 2018	FY 2019	FY 2020	FY 2021	FY 2022	FY 2023	FY 2024
	(actual)	(actual)	(actual)	(actual)	(actual)	(estimated)	(estimated)
Appropriation Ceiling	34,419	131,631	156,563	196,541	89,984	90,000	90,000
Beginning Cash Balance	0	0	0	0	0	0	0
Revenues	46	67	22	248	0	0	0
Expenditures	46	67	22	248	0	0	0
<b>Transfers</b>							
List each net transfer in/out/ or projection in/out; list each account number							
Net Total Transfers	0	0	0	0	0	0	0
Ending Cash Balance	0	0	0	0	0	0	0
Encumbrances	0	0	175	0	0	0	0
Unencumbered Cash Balance	0	0	(175)	0	0	0	0

Additional Information:

Amount Req. by Bond Covenants							
Amount from Bond Proceeds							
Amount Held in CODs, Escrow Accounts, or Other Investments							

**Report on Non-General Fund Information**  
for Submittal to the 2023 Legislature

Department: HMS  
 Prog ID(s): HMS 903  
 Name of Fund: Low Income Home Energy Assistance Program ( LIHEAP )  
 Legal Authority: P.L. 97-35

Contact Name: Derek Oshiro  
 Phone: 586-5630  
 Fund type (MOF): N  
 Appropriation Acct. No. S-XX-227-K ( 6 of 11 )  
 SFY14 Apprn acct. No. S-XX-519-K

Intended Purpose: Provides for cash payments to households that meet income and categorical qualifications.

Source of Revenues: DHHS - ACF - Low Income Home Energy Assistance Program

Current Program Activities/Allowable Expenses: Provides funds for Low Income Home Energy Assistance Program ( LIHEAP ) payments.

Variances:

Financial Data							
	FY 2018	FY 2019	FY 2020	FY 2021	FY 2022	FY 2023	FY 2024
	(actual)	(actual)	(actual)	(actual)	(actual)	(estimated)	(estimated)
Appropriation Ceiling	760,852	801,801	840,295	841,950	828,858	835,000	835,000
Beginning Cash Balance	0	15,420	3,698	13,464	116	4,422	4,422
Revenues	662,496	370,077	380,715	537,826	406,397	410,000	410,000
Expenditures	647,076	381,800	370,948	587,469	402,091	410,000	410,000
<b>Transfers</b>							
List each net transfer in/out/ or projection in/out; list each account number							
				36,295			
Net Total Transfers	0	0	0	36,295	0	0	0
Ending Cash Balance	15,420	3,698	13,464	116	4,422	4,422	4,422
Encumbrances	25,578	26,507	81,898	22,019	0	0	0
Unencumbered Cash Balance	(10,158)	(22,809)	(68,434)	(21,903)	4,422	4,422	4,422

Additional Information:

Amount Req. by Bond Covenants							
Amount from Bond Proceeds							
Amount Held in CODs, Escrow Accounts, or Other Investments							

**Report on Non-General Fund Information**  
for Submittal to the 2023 Legislature

Department: HMS  
 Prog ID(s): HMS 903  
 Name of Fund: SNAP - Obesity Prevention  
 Legal Authority: P.L. 111 - 296

Contact Name: Naohiro Miyajima  
 Phone: 586-5645  
 Fund type (MOF): N  
 Appropriation Acct. No. S-XX-520-K ( 9 of 11 )

Intended Purpose: To improve the likelihood that persons eligible for SNAP will make healthy food choices within a limited budget and choose physically self-sufficiency via an array of community-based programs & services in addition to nutrition education.

Source of Revenues: USDA - FNS, SNAP

Current Program Activities/Allowable Expenses: Develop a nutrition education program for Hawaii's low-income households to improve making healthy food choices and choosing physically active lifestyles.

Variations:

Financial Data							
	FY 2018	FY 2019	FY 2020	FY 2021	FY 2022	FY 2023	FY 2024
	(actual)	(actual)	(actual)	(actual)	(actual)	(estimated)	(estimated)
Appropriation Ceiling	1,888,021	1,759,830	1,251,581	2,307,206	1,362,912	1,362,912	1,362,912
Beginning Cash Balance	0	0	299,559	277,406	277,406	277,406	277,406
Revenues	654,091	1,721,399	521,156	2,163,834	926,717	926,717	926,717
Expenditures	654,091	1,421,840	543,309	2,163,834	926,717	926,717	926,717
<b>Transfers</b>							
List each net transfer in/out/ or projection in/out; list each account number							
Net Total Transfers	0	0	0	0	0	0	0
Ending Cash Balance	0	299,559	277,406	277,406	277,406	277,406	277,406
Encumbrances	1,096,024	75,752	75,776	237,173			
Unencumbered Cash Balance	(1,096,024)	223,807	201,630	40,234	277,406	277,406	277,406

**Additional Information:**

Amount Req. by Bond Covenants							
Amount from Bond Proceeds							
Amount Held in CODs, Escrow Accounts, or Other Investments							

**Report on Non-General Fund Information**  
for Submittal to the 2023 Legislature

Department: HMS  
 Prog ID(s): HMS 903  
 Name of Fund: Supplemental Nutrition Assistance Program  
 Legal Authority: SNAP Act 1964, Title 7, Chapter II, C

Contact Name: Naohiro Miyajima  
 Phone: 586-5645  
 Fund type (MOF): N  
 Appropriation Acct. No. S-XX-227-K ( 2 of 11 )  
 SFY14 Apprn acct. No. S-XX-227-K

Intended Purpose: Improves diets of low-income households by supplementing food purchasing power of eligible low-income families through the issuance of food stamps.

Source of Revenues: USDA - FNS - SNAP

Current Program Activities/Allowable Expenses: Determines eligibility for food stamps assistance program.

Variances:

Financial Data							
	FY 2018	FY 2019	FY 2020	FY 2021	FY 2022	FY 2023	FY 2024
	(actual)	(actual)	(actual)	(actual)	(actual)	(estimated)	(estimated)
Appropriation Ceiling	8,455,265	9,949,541	16,439,977	12,165,581	17,987,751	17,987,751	17,987,751
Beginning Cash Balance	0	3,104,689	3,107,204	25,181	3,112,775	3,110,072	3,110,072
Revenues	6,927,599	4,503,233	6,244,771	8,955,982	5,092,561	5,092,561	5,092,561
Expenditures	3,822,910	4,500,719	9,326,793	5,868,388	5,095,264	5,095,264	5,095,264
<b>Transfers</b>							
List each net transfer in/out/ or projection in/out; list each account number							
Net Total Transfers	0	0	0	0	0	0	0
Ending Cash Balance	3,104,689	3,107,204	25,181	3,112,775	3,110,072	3,110,072	3,110,072
Encumbrances	1,335,112	579,463	1,649,216	536,953	367,470	0	0
Unencumbered Cash Balance	1,769,577	2,527,740	(1,624,034)	2,575,821	2,742,602	3,110,072	3,110,072

Additional Information:

Amount Req. by Bond Covenants							
Amount from Bond Proceeds							
Amount Held in CODs, Escrow Accounts, or Other Investments							

**Report on Non-General Fund Information**  
for Submittal to the 2023 Legislature

Department: HMS  
 Prog ID(s): HMS 903  
 Name of Fund: Refugee Resettlement Program  
 Legal Authority: Act 1980, SEC 414 (a) (6)

Contact Name: Emily Ung  
 Phone: 586-5637  
 Fund type (MOF): N  
 Appropriation Acct. No. S-XX-227-K ( 10 of 11 )  
 SFY14 Aprn acct. No. S-XX-228-K

Intended Purpose: Assist Hawaii's low-income, immigrant & refugee populations to overcome and alleviate workforce barriers to economic self-sufficiency via an array of community-based programs & services.

Source of Revenues: DHHS - Administration for Children and Families, Refugee Resettlement Program.

Current Program Activities/Allowable Expenses: Determine eligibility for Refugee Program.

Variations:

Financial Data							
	FY 2018	FY 2019	FY 2020	FY 2021	FY 2022	FY 2023	FY 2024
	(actual)	(actual)	(actual)	(actual)	(actual)	(estimated)	(estimated)
Appropriation Ceiling	3,456	4,119	2,621	5,616	3,000	3,000	3,000
Beginning Cash Balance	0	0	0	0	0	0	0
Revenues	102	5	5	48	0	0	0
Expenditures	102	5	5	48	0	0	0
<b>Transfers</b>							
List each net transfer in/out/ or projection in/out; list each account number							
Net Total Transfers	0	0	0	0	0	0	0
Ending Cash Balance	0	0	0	0	0	0	0
Encumbrances	0	0	55	0	0	0	0
Unencumbered Cash Balance	0	0	(55)	0	0	0	0

Additional Information:

Amount Req. by Bond Covenants							
Amount from Bond Proceeds							
Amount Held in CODs, Escrow Accounts, or Other Investments							

**Report on Non-General Fund Information**  
for Submittal to the 2023 Legislature

Department: HMS  
 Prog ID(s): HMS 903  
 Name of Fund: Temporary Assistance for Needy Families (TANF)  
 Legal Authority: Title II Section 201, P.L. 101-31 and P.L. 104-193

Contact Name: Emily Ung  
 Phone: 586-5637  
 Fund type (MOF): N  
 Appropriation Acct. No.: S-XX-227-K (4 of 11)  
 SFY14 Apprn acct. No.: S-XX-529-K

Intended Purpose: First-to-Work Program - to assure that needy families with children obtain the education, training, and employment that will help them avoid long term welfare dependence.

Source of Revenues: DHHS - Administration for Children and Families, TANF Grant

Current Program Activities/Allowable Expenses: Provide qualified TANF recipients with education, training, and other supportive services; admin costs.

Variances:

Financial Data							
	FY 2018	FY 2019	FY 2020	FY 2021	FY 2022	FY 2023	FY 2024
	(actual)	(actual)	(actual)	(actual)	(actual)	(estimated)	(estimated)
Appropriation Ceiling	105,858,005	104,786,739	140,883,963	180,943,566	225,443,236	225,000,000	225,000,000
Beginning Cash Balance	792,859	691,193	976,785	1,184,705	887,366	592,135	592,135
Revenues	17,967,817	15,307,264	17,719,297	25,784,282	46,983,516	47,000,000	47,000,000
Expenditures	18,069,483	15,021,672	17,511,377	26,081,621	47,278,747	47,000,000	47,000,000
Transfers							
List each net transfer in/out/ or projection in/out; list each account number							
Net Total Transfers	0	0	0	0	0	0	0
Ending Cash Balance	691,193	976,785	1,184,705	887,366	592,135	592,135	592,135
Encumbrances	0	14,693,299	10,726,206	25,066,905	24,252,096		
Unencumbered Cash Balance	691,193	(13,716,514)	(9,541,500)	(24,179,539)	(23,659,961)	592,135	592,135

Additional Information:

Amount Req. by Bond Covenants							
Amount from Bond Proceeds							
Amount Held in CODs, Escrow Accounts, or Other Investments							

**Report on Non-General Fund Information**  
for Submittal to the 2023 Legislature

Department: HMS  
 Prog ID(s): HMS 903  
 Name of Fund: Public Assistance-Maintenance Assistance  
 Legal Authority: Title IV-A, 45 CFR Chapter II, P.L. 94-23.

Contact Name: Emily Ung  
 Phone: 586-5637  
 Fund type (MOF) N  
 Appropriation Acct. No. S-XX-227-K ( 1 of 11 )  
 SFY14 Apprn acct. No. S-XX-530-K

Intended Purpose: Provides financial aid to state for aid to families with dependent children, assistance to repatriated U.S. nationals and administration of those programs.

Source of Revenues: DHHS, ACF Tanf Title IV-A

Current Program Activities/Allowable Expenses: Administrative support to public welfare programs, including program development, training, investigative and recovery services.

Variances:

Financial Data							
	FY 2018	FY 2019	FY 2020	FY 2021	FY 2022	FY 2023	FY 2024
	(actual)	(actual)	(actual)	(actual)	(actual)	(estimated)	(estimated)
Appropriation Ceiling	4,502,032	5,596,300	6,819,517	5,547,972	4,819,673	4,500,000	4,500,000
Beginning Cash Balance	0	0	0	81,617	81,617	0	0
Revenues	1,908,238	1,888,350	3,155,629	2,433,520	2,039,274	2,000,000	2,000,000
Expenditures	1,908,238	1,888,350	3,074,012	2,433,520	2,120,891	2,000,000	2,000,000
<b>Transfers</b>							
List each net transfer in/out/ or projection in/out; list each account number							
Net Total Transfers	0	0	0	0	0	0	0
Ending Cash Balance	0	0	81,617	81,617	0	0	0
Encumbrances	349,001	386,407	192,000	1,679,263	1,500,000	0	0
Unencumbered Cash Balance	(349,001)	(386,407)	(110,383)	(1,597,646)	(1,500,000)	0	0

Additional Information:

Amount Req. by Bond Covenants							
Amount from Bond Proceeds							
Amount Held in CODs, Escrow Accounts, or Other Investments							



**Report on Non-General Fund Information**  
for Submittal to the 2023 Legislature

Department: HMS  
 Prog ID(s): HMS 903  
 Name of Fund: Public Assistance-Maintenance Assistance  
 Legal Authority: Title IV-A, 45 CFR Chapter II, P.L. 94-23.

Contact Name: Emily Ung  
 Phone: 586-5637  
 Fund type (MOF) N  
 Appropriation Acct. No. S-XX-227-K ( 8 of 11 )  
 SFY14 Apprn acct. No. S-XX-531-K

Intended Purpose: Provides financial aid to state for aid to families with dependent children, assistance to repatriated U.S. nationals and administration of those programs.

Source of Revenues: DHHS, ACF TANF Title IV-A

Current Program Activities/Allowable Expenses: Administrative support to public welfare programs, including program development, training, investigative and recovery services.

Variations:

Financial Data							
	FY 2018	FY 2019	FY 2020	FY 2021	FY 2022	FY 2023	FY 2024
	(actual)	(actual)	(actual)	(actual)	(actual)	(estimated)	(estimated)
Appropriation Ceiling	589,210	733,274	573,796	567,524	450,386	550,000	500,000
Beginning Cash Balance	0	0	0	0	0	0	0
Revenues	32,947	187,928	189,601	36,131	83,256	100,000	100,000
Expenditures	32,947	187,928	189,601	36,131	83,256	100,000	100,000
<b>Transfers</b>							
List each net transfer in/out/ or projection in/out; list each account number							
Net Total Transfers	0	0	0	0	0	0	0
Ending Cash Balance	0	0	0	0	0	0	0
Encumbrances	16,607	0	0	0	0	0	0
Unencumbered Cash Balance	(16,607)	0	0	0	0	0	0

Additional Information:

Amount Req. by Bond Covenants							
Amount from Bond Proceeds							
Amount Held in CODs, Escrow Accounts, or Other Investments							

**Report on Non-General Fund Information**  
for Submittal to the 2023 Legislature

Department: HMS  
 Prog ID(s): HMS 903  
 Name of Fund: Temporary Assistance for Needy Families (TANF)  
 Legal Authority: Title II Section 201, P.L. 101-31 and P.L. 104-193

Contact Name: Emily Ung  
 Phone: 586-5637  
 Fund type (MOF): N  
 Appropriation Acct. No. S-XX-227-K (11 of 11)  
 SFY14 Aprpn acct. No. S-XX-532-K

Intended Purpose: First-to-Work Program - to assure that needy families with children obtain the education, training, and employment that will help them avoid long term welfare dependence.

Source of Revenues: DHHS - Administration for Children and Families, TANF Grant

Current Program Activities/Allowable Expenses: Provide qualified TANF recipients with education, training, and other supportive services; admin costs.

Variances:

Financial Data							
	FY 2018	FY 2019	FY 2020	FY 2021	FY 2022	FY 2023	FY 2024
	(actual)	(actual)	(actual)	(actual)	(actual)	(estimated)	(estimated)
Appropriation Ceiling	2,132,358	2,102,714	2,332,817	2,708,757	1,923,901	2,000,000	2,000,000
Beginning Cash Balance	0	0	0	0	0	0	0
Revenues	382,415	573,150	699,080	1,449,236	956,102	1,000,000	1,000,000
Expenditures	382,415	573,150	699,080	1,449,236	956,102	1,000,000	1,000,000
Transfers							
List each net transfer in/out/ or projection in/out; list each account number							
Net Total Transfers	0	0	0	0	0	0	0
Ending Cash Balance	0	0	0	0	0	0	0
Encumbrances	0	0	330,000				
Unencumbered Cash Balance	0	0	(330,000)	0	0	0	0

Additional Information:

Amount Req. by Bond Covenants							
Amount from Bond Proceeds							
Amount Held in CODs, Escrow Accounts, or Other Investments							

**Report on Non-General Fund Information**  
for Submittal to the 2023 Legislature

Department: HMS  
 Prog ID(s): HMS 903  
 Name of Fund: BT Grants to the State  
 Legal Authority: P.L. 117-2

Contact Name: Naohiro Miyajima  
 Phone: 586-5645  
 Fund type (MOF) P  
 Appropriation Acct. No. S-21-536-K

Intended Purpose: To provide support in the operation of the pandemic EBT Food Benefit Program (P-EBT) to eligible school-aged children in the state.

Source of Revenues: FNS P-EBT grants to the State.

Current Program Activities/Allowable Expenses: Issuance of P-EBT benefits to eligible school-aged children; P-EBT administrative expenses.

Variances:

Financial Data							
	FY 2018	FY 2019	FY 2020	FY 2021	FY 2022	FY 2023	FY 2024
	(actual)	(actual)	(actual)	(actual)	(actual)	(estimated)	(estimated)
Appropriation Ceiling				816,691	3,245,396	0	0
Beginning Cash Balance	0	0	0	0	0	0	0
Revenues				406,794	3,245,396	0	0
Expenditures				406,794	3,245,396	0	0
<b>Transfers</b>							
List each net transfer in/out/ or projection in/out; list each account number							
Net Total Transfers	0	0	0	0	0	0	0
Ending Cash Balance	0	0	0	0	0	0	0
Encumbrances							
Unencumbered Cash Balance	0	0	0	0	0	0	0

Additional Information:

Amount Req. by Bond Covenants							
Amount from Bond Proceeds							
Amount Held in CODs, Escrow Accounts, or Other Investments							

**Report on Non-General Fund Information**  
for Submittal to the 2023 Legislature

Department: HMS  
 Prog ID(s): HMS 903  
 Name of Fund: SNAP FFIG  
 Legal Authority: P.L. 111 - 296

Contact Name: Naohiro Miyajima  
 Phone: 586-5645  
 Fund type (MOF): N  
 Appropriation Acct. No.: S-XX-555-K ( 11 of 11a )

Intended Purpose: To support state agency efforts to improve and expand recipient fraud prevention, detection and investigation efforts using procedures, ideas and practices outlined in the SNAP Fraud Framework.

Source of Revenues: SNAP Fraud Framework Grant (FFIG) Program.

Current Program Activities/Allowable Expenses: Training of investigations office staff, business process redesign of investigation office, data analytics development and implementation.

Variances:

Financial Data							
	FY 2018	FY 2019	FY 2020	FY 2021	FY 2022	FY 2023	FY 2024
	(actual)	(actual)	(actual)	(actual)	(actual)	(estimated)	(estimated)
Appropriation Ceiling	0	0	373,500	373,500	180,000	0	0
Beginning Cash Balance	0	0	0	0	0	0	0
Revenues	0	0	0	193,500	180,000	0	0
Expenditures	0	0	0	193,500	180,000	0	0
<b>Transfers</b>							
List each net transfer in/out/ or projection in/out; list each account number							
Net Total Transfers	0	0	0	0	0	0	0
Ending Cash Balance	0	0	0	0	0	0	0
Encumbrances	0	0	373,500	180,000	0		
Unencumbered Cash Balance	0	0	(373,500)	(180,000)	0	0	0

Additional Information:

Amount Req. by Bond Covenants							
Amount from Bond Proceeds							
Amount Held in CODs, Escrow Accounts, or Other Investments							

**Report on Non-General Fund Information**  
for Submittal to the 2023 Legislature

Department: HMS  
 Prog ID(s): HMS 903  
 Name of Fund: SNAP SAE Mass Change  
 Legal Authority: PL 116-260

Contact Name: Naohiro Miyajima  
 Phone: 586-5645  
 Fund type (MOF) N  
 Appropriation Acct. No. S-21-559-K (11 of 11b)

Intended Purpose: To offset the costs associated with the implementation of the temporary SNAP benefit increase and other allowable SNAP administrative costs.

Source of Revenues: SNAP 100% reimbursement rate grants.

Current Program Activities/Allowable Expenses: Increasing SNAP allotment to 15% from January 2021 to September 2021; administrative costs in implementing the said increase.

Variations:

Financial Data							
	FY 2018	FY 2019	FY 2020	FY 2021	FY 2022	FY 2023	FY 2024
	(actual)	(actual)	(actual)	(actual)	(actual)	(estimated)	(estimated)
Appropriation Ceiling				447,038	447,038	0	0
Beginning Cash Balance	0	0	0	0	0	0	0
Revenues				0	328,129	0	0
Expenditures				0	328,129	0	0
<b>Transfers</b>							
List each net transfer in/out/ or projection in/out; list each account number							
Net Total Transfers	0	0	0	0	0	0	0
Ending Cash Balance	0	0	0	0	0	0	0
Encumbrances				64,431	0		
Unencumbered Cash Balance	0	0	0	(64,431)	0	0	0

Additional Information:

Amount Req. by Bond Covenants							
Amount from Bond Proceeds							
Amount Held in CODs, Escrow Accounts, or Other Investments							

**Report on Non-General Fund Information**  
for Submittal to the 2023 Legislature

Department: HMS  
 Prog ID(s): HMS 903  
 Name of Fund: TANF Pandemic Emergency Assistance Funds  
 Legal Authority: Title IV-A, 45 CFR Chapter II, P.L. 94-23.

Contact Name: Emily Ung  
 Phone: 586-56-37  
 Fund type (MOF) N  
 Appropriation Acct. No. S-21-560

Intended Purpose: Provide TANF eligible families with emergency assistance payments to deal with crisis situation or episode of need.

Source of Revenues: DHHS, ACF Tanf Title IV-A.

Current Program Activities/Allowable Expenses: Non-Recurrent Short-Term Benefits for TANF eligible families

Variations:

Financial Data							
	FY 2018	FY 2019	FY 2020	FY 2021	FY 2022	FY 2023	FY 2024
	(actual)	(actual)	(actual)	(actual)	(actual)	(estimated)	(estimated)
Appropriation Ceiling				0	4,216,684	0	0
Beginning Cash Balance	0	0	0	0	0	0	0
Revenues				0	3,235,200	0	0
Expenditures				0	3,235,200	0	0
<b>Transfers</b>							
List each net transfer in/out/ or projection in/out; list each account number							
Net Total Transfers	0	0	0	0	0	0	0
Ending Cash Balance	0	0	0	0	0	0	0
Encumbrances							
Unencumbered Cash Balance	0	0	0	0	0	0	0

Additional Information:

Amount Req. by Bond Covenants							
Amount from Bond Proceeds							
Amount Held in CODs, Escrow Accounts, or Other Investments							

**Report on Non-General Fund Information**  
for Submittal to the 2023 Legislature

Department: HMS  
 Prog ID(s): HMS 903  
 Name of Fund: BT Grants to the State  
 Legal Authority: P.L. 117-2

Contact Name: Naohiro Miyajima  
 Phone: 586-5645  
 Fund type (MOF) P  
 Appropriation Acct. No. S-21-571-K

Intended Purpose: Assist food stamp recipients in gaining skills, training, or experience that will increase their ability to obtain un-subsidized employment.

Source of Revenues: U. S. Department of Agriculture - Food and Nutrition Service Food Stamp Employment and Training

Current Program Activities/Allowable Expenses: Provision of employability assessment and employment plan development services. Placement in educational components and in employment. The latter activity is stressed and may occur concurrently with the provision of other program services.

Purpose of Proposed Ceiling Adjustment (if applicable): Not applicable

Variances:

Financial Data							
	FY 2018	FY 2019	FY 2020	FY 2021	FY 2022	FY 2023	FY 2024
	(actual)	(actual)	(actual)	(actual)	(actual)	(estimated)	(estimated)
Appropriation Ceiling					1,826,095	1,970,842	
Beginning Cash Balance	0	0	0	0	0	0	0
Revenues					1,173,956	1,970,842	
Expenditures					1,173,956	1,970,842	
Transfers							
List each net transfer in/out/ or projection in/out; list each account number							
Net Total Transfers	0	0	0	0	0	0	0
Ending Cash Balance	0	0	0	0	0	0	0
Encumbrances							
Unencumbered Cash Balance	0	0	0	0	0	0	0

Additional Information:

Amount Req. by Bond Covenants							
Amount from Bond Proceeds							
Amount Held in CODs, Escrow Accounts, or Other Investments							

**Report on Non-General Fund Information**  
for Submittal to the 2023 Legislature

Department: HMS  
 Prog ID(s): HMS 238  
 Name of Fund: Disability Determination  
 Legal Authority: Social Security Act, Title II 1954 and Title XVI 1972

Wallace Ma (actuals),  
 Contact Name: Vikki Nakamura (estimated)  
 Phone: 586-5631, 979-7013  
 Fund type (MOF) N  
 Appropriation Acct. No. S-238-K

Intended Purpose: To determine the eligibility of applicants for disability insurance and supplemental security income by establishing whether or not an applicant is totally disabled for a period of not less than 12 consecutive months for substantial employment.

Source of Revenues: Social Security Administration Disability Programs

Current Program Activities/Allowable Expenses: Determining eligibility for benefits, the program refers appropriate clients for vocational rehabilitation.

Variances: FY2020 - FY2021: The decrease in spending in FY 2020 is attributed to the COVID-19 pandemic which resulted in imposed restrictions by the Social Security Administration such as restricted workloads which led to a decrease in costs such as medical examination costs and applicant travel costs. As adjustments were made to the pandemic, costs increased again in FY 2021.

Financial Data							
	FY 2018	FY 2019	FY 2020	FY 2021	FY 2022	FY 2023	FY 2024
	(actual)	(actual)	(actual)	(actual)	(actual)	(estimated)	(estimated)
Appropriation Ceiling	9,774,551	10,981,266	9,847,922	12,504,617	12,515,851	12,667,839	12,667,839
Beginning Cash Balance	91,106	91,091	115,260	91,622	92,491	91,171	91,171
Revenues	6,843,924	7,253,967	6,662,570	7,362,154	7,239,219	7,362,000	7,362,000
Expenditures	6,843,939	7,229,798	6,686,208	7,361,285	7,240,539	7,362,000	7,362,000
<b>Transfers</b>							
List each net transfer in/out/ or projection in/out; list each account number							
Net Total Transfers	0	0	0	0	0	0	0
Ending Cash Balance	91,091	115,260	91,622	92,491	91,171	91,171	91,171
Encumbrances	483,275	365,577	446,511	495,599	438,605	495,599	495,599
Unencumbered Cash Balance	(392,184)	(250,317)	(354,889)	(403,108)	(347,434)	(404,428)	(404,428)

Additional Information:

Amount Req. by Bond Covenants							
Amount from Bond Proceeds							
Amount Held in CODs, Escrow Accounts, or Other Investments							



**Report on Non-General Fund Information**  
for Submittal to the 2023 Legislature

Department: HMS  
 Prog ID(s): HMS 802  
 Name of Fund: Social Security Program Income  
 Legal Authority: P.L. 97-35 OBRA 1981

Wallace Ma (actuals),  
 Contact Name: Maureen Bates (estimated)  
 Phone: 586-5631, 586-9741  
 Fund type (MOF) N  
 Appropriation Acct. No. S-241-K, S-282-K

Intended Purpose: Reimbursement funds are received from the Social Security Administration for employment placements of clients who are SSA beneficiaries.

Source of Revenues: Social Security Administration

Current Program Activities/Allowable Expenses: The current activities include: 1) processing of applications; 2) development of rehabilitation plans; 3) placement of individuals in rehabilitation programs; and 4) individuals placed into employment retaining competitive employment for 9 consecutive months.

Variances: Social Security program income will always vary from year to year depending on the number of individuals with a ticket to work who maintain 9 months of substantial gainful activity (SGA)/employment. DVR works with Social Security Administration on a quarterly basis to identify those individuals who meet the criteria for DVR to apply to obtain reimbursement for authorized expenditures after 9 months of SGA.

Financial Data							
	FY 2018	FY 2019	FY 2020	FY 2021	FY 2022	FY 2023	FY 2024
	(actual)	(actual)	(actual)	(actual)	(actual)	(estimated)	(estimated)
Appropriation Ceiling	14,715,518	14,679,113	14,979,113	14,979,113	15,704,850	14,979,113	14,979,113
Beginning Cash Balance	4,421	364,143	416,579	549,487	356,703	209,660	209,660
Revenues	363,990	426,374	929,352	529,758	455,280	400,000	400,000
Expenditures	4,268	373,938	796,444	722,542	592,323	400,000	400,000
<b>Transfers</b>							
List each net transfer in/out/ or projection in/out; list each account number							
Net Total Transfers	0	0	0	0	0	0	0
Ending Cash Balance	364,143	416,579	549,487	356,703	209,660	209,660	209,660
Encumbrances							
Unencumbered Cash Balance	364,143	416,579	549,487	356,703	209,660	209,660	209,660

**Report on Non-General Fund Information**  
for Submittal to the 2023 Legislature

---

Additional Information:

Amount Req. by Bond Covenants							
Amount from Bond Proceeds							
Amount Held in CODs, Escrow Accounts, or Other Investments							

**Report on Non-General Fund Information**  
for Submittal to the 2023 Legislature

Department: HMS  
 Prog ID(s): HMS 802  
 Name of Fund: Rehabilitation Services - Basic State Grant  
 Legal Authority P.L. 95-602

Wallace Ma (actuals),  
 Contact Name: Maureen Bates (estimated)  
 Phone: 586-5631, 586-9741  
 Fund type (MOF) N  
 Appropriation Acct. No. S-282-K, S-547-K

Intended Purpose: Provide vocational rehabilitation services to persons with mental and physical handicaps to achieve gainful employment.

Source of Revenues: U.S. Department of Education Grant - Rehabilitation Services - Vocational Rehabilitation grants to States

Current Program Activities/Allowable Expenses: The current activities include: 1) processing of applications; 2) development of rehabilitation plans; and 3) placement of individuals into employment for rehabilitation.

**Variance:**

FY 2018 - FY 2020 - Hawaii DVR still in OOS status therefore revenues and expenditures continue to decrease.

FY 2020 - FY 2021 - Hawaii DVR began to remove over 900 participants off the waitlist from July 2019 - June 2021. 500+ removed from March 2020 - June 2021 causing an increase in revenues and expenditures.

FY 2021 - FY 2022 - Hawaii DVR was authorized to fill staff vacancies which has been challenging after Emergency Proclamation from pandemic froze vacancies until July 2021. Students with disabilities and adults with disabilities continued to be taken off the OOS waitlist, however, many cases continued to be closed as residents no longer wanted to pursue career goals and access vocational rehabilitation resources, causing a decrease in draw down of federal award/revenues and actual expenditures. DVR anticipates outreach efforts and residents safety concerns with recent pandemic will start to impact an increase in participation rates and new referrals, along with a rise in expenditures and revenues.

Financial Data							
	FY 2018	FY 2019	FY 2020	FY 2021	FY 2022	FY 2023	FY 2024
	(actual)	(actual)	(actual)	(actual)	(actual)	(estimated)	(estimated)
Appropriation Ceiling	18,662,397	20,428,593	21,082,922	25,640,800	26,559,212	25,640,800	25,640,800
Beginning Cash Balance	2,571,092	2,641,202	2,368,446	2,752,569	2,136,859	2,595,186	1,979,476
Revenues	11,709,001	7,835,364	6,350,523	10,221,347	8,054,514	10,221,347	10,221,347
Expenditures	11,638,891	8,108,120	5,966,400	10,837,057	7,596,187	10,837,057	10,837,057
<b>Transfers</b>							
List each net transfer in/out/ or projection in/out; list each account number							
Net Total Transfers	0	0	0	0	0	0	0
Ending Cash Balance	2,641,202	2,368,446	2,752,569	2,136,859	2,595,186	1,979,476	1,363,766
Encumbrances	24,527	2,034,264	2,576,069	8,392	129,148		

**Report on Non-General Fund Information**  
for Submittal to the 2023 Legislature

Unencumbered Cash Balance	2,616,675	334,182	176,500	2,128,467	2,466,038	1,979,476	1,363,766
---------------------------	-----------	---------	---------	-----------	-----------	-----------	-----------

Additional Information:

Amount Req. by Bond Covenants							
Amount from Bond Proceeds							
Amount Held in CODs, Escrow Accounts, or Other Investments							

**Report on Non-General Fund Information**  
for Submittal to the 2023 Legislature

Department: HMS  
 Prog ID(s): HMS 802  
 Name of Fund: Independent Living  
 Legal Authority: P.L. 99-506

Wallace Ma (actuals),  
 Contact Name: Maureen Bates (estimated)  
 Phone: 586-5631, 586-9741  
 Fund type (MOF) N  
 Appropriation Acct. No. S-293-K

Intended Purpose: Provide services to severely disabled persons so they may attain their goal of functioning independently outside of institutions.

Source of Revenues: U.S. Department of Health and Human Services Grant - Independent Living - State Grants

Current Program Activities/Allowable Expenses: 1) Process applications for services; 2) Assess needs; and 3) Develop service plan; and 4) Provide services.

**Variations:**

FY 2018 - FY 2019 - Hawaii DVR added innovation and expansion funds for Independent Living partners to provide services to clients.

FY 2019 - FY 2020 - Hawaii DVR did not provide innovation and expansion funds for IL partners, services and spending slowed due to COVID-19 pandemic.

FY 2020 - FY 2021 - IL partners implement safety measures and adjusting to services being provided during pandemic.

Financial Data							
	FY 2018	FY 2019	FY 2020	FY 2021	FY 2022	FY 2023	FY 2024
	(actual)	(actual)	(actual)	(actual)	(actual)	(estimated)	(estimated)
Appropriation Ceiling	518,797	799,762	563,765	677,434	430,027	338,717	338,717
Beginning Cash Balance	0	8,412	1,387	0	0	0	0
Revenues	278,656	311,010	125,438	383,803	403,424	383,803	383,803
Expenditures	270,244	318,035	126,825	383,803	403,424	383,803	383,803
<b>Transfers</b>							
List each net transfer in/out/ or projection in/out; list each account number							
Net Total Transfers	0	0	0	0	0	0	0
Ending Cash Balance	8,412	1,387	0	0	0	0	0
Encumbrances		5,809			0		
Unencumbered Cash Balance	8,412	(4,422)	0	0	0	0	0

**Additional Information:**

Amount Req. by Bond Covenants							
-------------------------------	--	--	--	--	--	--	--

**Report on Non-General Fund Information**  
for Submittal to the 2023 Legislature

Amount from Bond Proceeds							
Amount Held in CODs, Escrow Accounts, or Other Investments							

**Report on Non-General Fund Information**  
for Submittal to the 2023 Legislature

Department: <u>HMS</u> Prog ID(s): <u>HMS 802</u> Name of Fund: <u>Independent Living Services for Older Individuals who are Blind Fund type (MOF) N</u> Legal Authority: <u>Rehabilitation Act of 1973</u>	Wallace Ma (actuals), Contact Name: <u>Maureen Bates (estimated)</u> Phone: <u>586-5631, 586-9741</u> Appropriation Acct. No. <u>S-294-K</u>
--	---

Intended Purpose: Provide services to older blind individuals to help them attain their goals of living independently.

Source of Revenues: U.S. Department of Education Grant - Independent Living Services for Older Individuals who are Blind

Current Program Activities/Allowable Expenses: Provide independent living skills training in money management, travel, meal preparation, self care, etc.

Variances: Social Security Administration (SSA) program income is used to supplement this program. Program income must be used first before grant funds are used.

Variance in revenues and expenditures between FY 2017 - FY 2018 was due to the fluctuation of program income received for the program in those years. In FY 2017, program income reported was \$118,834 to supplement the program whereas in FY 2018, no program income was reported as received for the program resulting in an increase in grant fund spending. Program income was recorded for FY 2019 and FY 2020 in the amounts of \$168,719 and \$82,181 respectively thereby reducing grant fund spending, which was essential to also address risk of lapsing funds from carry forward federal funding. This trend continued through FY 2021 (actual program income numbers pending filing of annual report). Low expenditures in FY 2020 can also be attributed to pandemic effects on services.

DVR expects that as the program implements necessary safety measures and participants become more comfortable participating in program activities, revenues and expenditures will increase in FY 2022 and 2023.

For FY 2021 - FY 2022, the program expenditure variance was impacted by a number of factors, including: the delayed opening of the Low Vision Clinic due to safety precautions during the pandemic; staff retirements; hiring freeze; and limited home visits due to pandemic and safety precautions for our customers, many of whom have underlying health conditions and chose not to have public contact at that time. We anticipate increased expenditures in FY 2023 as the Low Vision clinic has reopened and customers are not as reticent to access supports. We also plan to fill vacancies that are currently under recruitment for the program.

<b>Financial Data</b>							
	FY 2018	FY 2019	FY 2020	FY 2021	FY 2022	FY 2023	FY 2024
	(actual)	(actual)	(actual)	(actual)	(actual)	(estimated)	(estimated)
Appropriation Ceiling	414,313	516,773	471,933	266,806	269,959	225,000	225,000
Beginning Cash Balance	26,951	26,913	5,713	62,055	4,943	230	230
Revenues	300,513	40,929	91,217	78,144	36,695	225,000	225,000
Expenditures	300,551	62,129	34,875	135,256	41,408	225,000	225,000
<b>Transfers</b>							
List each net transfer in/out/ or projection in/out; list each account number							

**Report on Non-General Fund Information**  
for Submittal to the 2023 Legislature

Net Total Transfers	0	0	0	0	0	0	0
Ending Cash Balance	26,913	5,713	62,055	4,943	230	230	230
Encumbrances				158			
Unencumbered Cash Balance	26,913	5,713	62,055	4,785	230	230	230

Additional Information:

Amount Req. by Bond Covenants							
Amount from Bond Proceeds							
Amount Held in CODs, Escrow Accounts, or Other Investments							



**Report on Non-General Fund Information**  
for Submittal to the 2023 Legislature

Department: HMS  
 Prog ID(s): HMS 802  
 Name of Fund: Supported Employment State Grants  
 Legal Authority: P.L. 99-506

Wallace Ma (actuals),  
 Contact Name: Maureen Bates (estimated)  
 Phone: 586-5631, 586-9741  
 Fund type (MOF) N  
 Appropriation Acct. No. S-295-K, S-548-K

Intended Purpose: Provide services to individuals with severe disabilities in attaining job opportunities and employment in the private sector, which would not normally have been offered to them.

Source of Revenues: U.S. Department of Education Grant - Supported Employment services for individuals with severe disabilities.

Current Program Activities/Allowable Expenses: Place and train persons with the most severe disabilities to enable them to maintain competitive employment in integrated settings.

Variances: The Supported Employment (SE) grant provides services to adults and youth with the most significant/severe disabilities. Services provided to these individuals progress through a milestone structured program. When Hawaii DVR went into an active Order of Selection (OOS) (waitlist) in October 2017, the number of most significantly disabled individuals applying and activated for services dropped between FY 2017 and 2018. In FY 2018, 223 individuals were receiving SE services. In FY 2019, only 44 individuals received SE services, hence the significant drop in revenues and expenditures. The low number of individuals receiving SE services has continued through FY 2020 and 2021, also impacted by the pandemic. However, since the OOS opened up in July of 2019 with a significant number of individuals taken off the list between March 2020 - September 2021 and these individuals move through SE Milestones 1-5, it is expected that SE revenues and expenditures will increase in FY 2022.

Note: SE funds are not expended until DVR expends state match of \$16,667 first on youth SE services in milestones 1 and 2 which also directly impacts the rate of spending of federal SE funds. Program income may be used to supplement SE non-federal match or federal funding as needed.

Financial Data							
	FY 2018	FY 2019	FY 2020	FY 2021	FY 2022	FY 2023	FY 2024
	(actual)	(actual)	(actual)	(actual)	(actual)	(estimated)	(estimated)
Appropriation Ceiling	450,000	775,900	471,315	425,022	457,044	300,000	300,000
Beginning Cash Balance	0	7,200	0	598	1	2	246,303
Revenues	131,300	51,750	46,891	53,102	49,894	300,000	300,000
Expenditures	124,100	58,950	46,293	53,699	49,893	53,699	53,699
<b>Transfers</b>							
List each net transfer in/out/ or projection in/out; list each account number							
Net Total Transfers	0	0	0	0	0	0	0
Ending Cash Balance	7,200	0	598	1	2	246,303	492,604

**Report on Non-General Fund Information**  
for Submittal to the 2023 Legislature

Encumbrances						0		
Unencumbered Cash Balance	7,200	0	598	1	2	246,303	492,604	

Additional Information:

Amount Req. by Bond Covenants								
Amount from Bond Proceeds								
Amount Held in CODs, Escrow Accounts, or Other Investments								

**Report on Non-General Fund Information**  
for Submittal to the 2023 Legislature

Department: HMS  
 Prog ID(s): HMS 802  
 Name of Fund: Assistive Technology State Grant Program  
 Legal Authority: P.L. 100-407

Wallace Ma (actuals),  
 Contact Name: Maureen Bates (estimated)  
 Phone: 586-5631, 586-9741  
 Fund type (MOF) N  
 Appropriation Acct. No. S-297-K

Intended Purpose: Supportive technology system for persons with disabilities.

Source of Revenues: U.S. Department of Health and Human Services Grant - State Grants for Assistive Technology

Current Program Activities/Allowable Expenses: Development of a statewide model system to deliver technology-related services and devices to person

Variances: The increase in expenditures between FY 2019 and FY 2020 was due to an increase in technology spending to prepare individuals for the shift to remote work and activity due to the pandemic. Decrease in revenues and expenditures from FY 2020 - FY 2021 represents decreased carryforward funding, after elevated spending as more individuals need for technology training and supports to obtain employment as the effects of the COVID-19 pandemic continue through FY 2021 and into FY 2022 and FY 2023. Comparable resources are also being accessed to support increased needs for technology supports beyond federal funding.

Financial Data							
	FY 2018	FY 2019	FY 2020	FY 2021	FY 2022	FY 2023	FY 2024
	(actual)	(actual)	(actual)	(actual)	(actual)	(estimated)	(estimated)
Appropriation Ceiling	1,049,910	1,138,580	1,240,453	504,030	500,982	476,885	476,885
Beginning Cash Balance	0	7,678	0	0	0	0	0
Revenues	386,572	387,288	739,020	487,000	455,502	476,885	476,885
Expenditures	378,894	394,966	739,020	487,000	455,502	476,885	476,885
<b>Transfers</b>							
List each net transfer in/out/ or projection in/out; list each account number							
Net Total Transfers	0	0	0	0	0	0	0
Ending Cash Balance	7,678	0	0	0	0	0	0
Encumbrances				44,000	0	44,000	44,000
Unencumbered Cash Balance	7,678	0	0	(44,000)	0	(44,000)	(44,000)

Additional Information:

Amount Req. by Bond Covenants							

**Report on Non-General Fund Information**  
for Submittal to the 2023 Legislature

Amount from Bond Proceeds							
Amount Held in CODs, Escrow Accounts, or Other Investments							

**Report on Non-General Fund Information**  
for Submittal to the 2023 Legislature

Department:	<u>HMS</u>	Wallace Ma (actuals),
Prog ID(s):	<u>HMS 802</u>	Contact Name: <u>Maureen Bates (estimated)</u>
Name of Fund:	<u>Randolph-Sheppard: Financial Relief and Restoration Payments</u>	Phone: <u>586-5631, 586-9741</u>
Legal Authority:	<u>P.L. 93-516 II Randolph-Sheppard Act</u>	Fund type (MOF) <u>P</u>
		Appropriation Acct. No. <u>S-564-K</u>

Intended Purpose: Provide vocational rehabilitation services to persons with mental and physical handicaps to achieve gainful employment.

Source of Revenues: U.S. Department of Education Grant - Rehabilitation services - Vocational Rehabilitation grants to States

Current Program Activities/Allowable Expenses: Processing of applications to blind vendors for lost income.

Variances: This was a one-time funding award under the federal Financial Relief and Restoration Payment due to the pandemic.

Financial Data							
	FY 2018	FY 2019	FY 2020	FY 2021	FY 2022	FY 2023	FY 2024
	(actual)	(actual)	(actual)	(actual)	(actual)	(estimated)	(estimated)
Appropriation Ceiling					498,584		
Beginning Cash Balance					0		
Revenues					498,584		
Expenditures					498,584		
<b>Transfers</b>							
List each net transfer in/out/ or projection in/out; list each account number							
Net Total Transfers	0	0	0	0	0	0	0
Ending Cash Balance	0	0	0	0	0	0	0
Encumbrances	0	0	0	0	0		
Unencumbered Cash Balance	0	0	0	0	0	0	0

Additional Information:

Amount Req. by Bond Covenants							
Amount from Bond Proceeds							
Amount Held in CODs, Escrow Accounts, or Other Investments							

**Report on Non-General Fund Information**  
for Submittal to the 2023 Legislature

Department: HMS  
 Prog ID(s): HMS 802  
 Name of Fund: Rehabilitation Training (Grant closed 09/30/15)  
 Legal Authority: P.L. 93-112

Wallace Ma (actuals),  
 Contact Name: Maureen Bates (estimated)  
 Phone: 586-5631, 586-9741  
 Fund type (MOF) N  
 Appropriation Acct. No. S-298-K

Intended Purpose: To increase the number of personnel trained in providing vocational rehabilitation services to handicapped individuals.

Source of Revenues: U.S. Department of Education Grant - Rehabilitation training - State Vocational Rehabilitation Unit In-Service Training

Current Program Activities/Allowable Expenses: Plan for and provide training to improve the program's capacity to meet the employment needs of persons with disabilities.

Variances:

Financial Data							
	FY 2018	FY 2019	FY 2020	FY 2021	FY 2022	FY 2023	FY 2024
	(actual)	(actual)	(actual)	(actual)	(actual)	(estimated)	(estimated)
Appropriation Ceiling							
Beginning Cash Balance	0	0	0	0	0	0	0
Revenues							
Expenditures							
Transfers							
List each net transfer in/out/ or projection in/out; list each account number							
Net Total Transfers	0	0	0	0	0	0	0
Ending Cash Balance	0	0	0	0	0	0	0
Encumbrances							
Unencumbered Cash Balance	0	0	0	0	0	0	0

Additional Information:

Amount Req. by Bond Covenants							
Amount from Bond Proceeds							
Amount Held in CODs, Escrow Accounts, or Other Investments							

**Report on Non-General Fund Information**  
for Submittal to the 2023 Legislature

Department: HMS  
 Prog ID(s): HMS 401  
 Name of Fund: Health Care Payments  
 Legal Authority: 42CFR 431 10

Contact Name: Eric Nouchi  
 Phone: 692-7956  
 Fund type (MOF) N  
 Appropriation Acct. No. S-229-K

Intended Purpose: Provide medical assistance payments for those under fee for service and manage care program.

Source of Revenues: Federal quarterly reimbursements

Current Program Activities/Allowable Expenses: Make direct medical payments to providers and health care plans on behalf of the eligible recipient.

Variations: Reimbursements vary due to varying expenditure amounts.

Financial Data							
	FY 2018	FY 2019	FY 2020	FY 2021	FY 2022	FY 2023	FY 2024
	(actual)	(actual)	(actual)	(actual)	(actual)	(estimated)	(estimated)
Appropriation Ceiling	1,643,010,322	1,765,209,546	1,769,745,001	1,769,745,001	1,803,909,546	1,769,745,001	1,769,745,001
Beginning Cash Balance	0	0	50,276,241	7,652,919	19,575	237,385	237,385
Revenues	1,614,347,394	1,363,824,896	1,457,153,308	1,843,047,345	2,100,661,647	1,450,000,000	1,450,000,000
Expenditures	1,643,832,304	1,389,157,883	1,599,913,762	1,911,395,530	2,183,111,913	1,450,000,000	1,450,000,000
<b>Transfers</b>							
List each net transfer in/out/ or projection in/out; list each account number							
Transfers from drug rebates, TPL, and others.				19,166,865			
				49,359,826	82,668,077		
Net Total Transfers	36,593,641	75,609,229	100,137,132	68,526,691	82,668,077	0	0
Ending Cash Balance	7,108,732	50,276,241	7,652,919	7,831,425	237,385	237,385	237,385
Encumbrances	3,065,375	3,517,300		4,709,043	8,088,488		
Unencumbered Cash Balance	4,043,356	46,758,941	7,652,919	3,122,382	(7,851,103)	237,385	237,385

Additional Information:

Amount Req. by Bond Covenants							
Amount from Bond Proceeds							
Amount Held in CODs, Escrow Accounts, or Other Investments							

**Report on Non-General Fund Information**  
for Submittal to the 2023 Legislature

Department: HMS  
 Prog ID(s): HMS 401  
 Name of Fund: Health Care Payments  
 Legal Authority: 42CFR 431 10

Contact Name: Eric Nouchi  
 Phone: 692-7956  
 Fund type (MOF) N  
 Appropriation Acct. No. S-290-K

Intended Purpose: Provide medical assistance payments for those under fee for service and manage care program.

Source of Revenues: Federal quarterly reimbursements

Current Program Activities/Allowable Expenses: Make direct medical payments to providers and health care plans on behalf of the eligible recipient.

Variances: Reimbursements vary due to varying expenditure amounts.

Financial Data							
	FY 2018	FY 2019	FY 2020	FY 2021	FY 2022	FY 2023	FY 2024
	(actual)	(actual)	(actual)	(actual)	(actual)	(estimated)	(estimated)
Appropriation Ceiling	55,379,802	38,700,000	29,500,000	38,700,000	43,023,725	38,700,000	38,700,000
Beginning Cash Balance	0	0	0	267,641		3,463,079	0
Revenues	31,587,200	31,125,840	23,688,353	49,816,107	42,577,923	23,688,353	23,688,353
Expenditures	31,587,200	28,229,781	24,477,473	50,617,394	40,115,445	27,151,432	23,688,353
<b>Transfers</b>							
List each net transfer in/out/ or projection in/out; list each account number							
Drug rebates			1,056,761	533,645	1,000,601		
Net Total Transfers	0	0	1,056,761	533,645	1,000,601	0	0
Ending Cash Balance	0	2,896,059	267,641	(0)	3,463,079	0	0
Encumbrances							
Unencumbered Cash Balance	0	2,896,059	267,641	(0)	3,463,079	0	0

Additional Information:

Amount Req. by Bond Covenants							
Amount from Bond Proceeds							
Amount Held in CODs, Escrow Accounts, or Other Investments							



**Report on Non-General Fund Information**  
for Submittal to the 2023 Legislature

Department: HMS  
 Prog ID(s): HMS 401  
 Name of Fund: Hospital Sustainability Special Fund  
 Legal Authority: Section 346G-4, HRS

Contact Name: Eric Nouchi  
 Phone: 692-7956  
 Fund type (MOF) B  
 Appropriation Acct. No. S-378-K

Intended Purpose: To preserve access to health care for Medicaid recipients through the Hospital Sustainability Program.

Source of Revenues: Hospital Sustainability fees

Current Program Activities/Allowable Expenses: Make direct medical payments to providers and health care plans on behalf of the eligible recipients that m the Hospital Sustainability special fund allowable purposes of increased rates, quality payments and 10% to support the Medicaid program

Variances: Variance due to increase in provider tax collections.

Financial Data							
	FY 2018	FY 2019	FY 2020	FY 2021	FY 2022	FY 2023	FY 2024
	(actual)	(actual)	(actual)	(actual)	(actual)	(estimated)	(estimated)
Appropriation Ceiling	70,000,000	70,000,000	88,000,000	70,000,000	100,000,000	100,000,000	100,000,000
Beginning Cash Balance	0	0	23,044,082	14,205,191	10,358,286	9,298,343	(0)
Revenues	67,002,902	55,959,983	61,766,644	65,760,831	60,699,299	88,000,000	100,000,000
Expenditures	57,600,000	49,525,961	70,605,535	67,151,260	58,158,882	97,298,343	100,000,000
<b>Transfers</b>							
List each net transfer in/out/ or projection in/out; list each account number							
Net Total Transfers	0	0	0	0		0	0
Ending Cash Balance	9,402,902	6,434,022	14,205,191	12,814,763	12,898,703	(0)	(0)
Encumbrances				2,456,477	3,600,360		
Unencumbered Cash Balance	9,402,902	6,434,022	14,205,191	10,358,286	9,298,343	(0)	(0)

Additional Information:

Amount Req. by Bond Covenants							
Amount from Bond Proceeds							
Amount Held in CODs, Escrow Accounts, or Other Investments							

**Report on Non-General Fund Information**  
for Submittal to the 2023 Legislature

Department: HMS  
 Prog ID(s): HMS 401  
 Name of Fund: Nursing Facility Sustainability Special Fund  
 Legal Authority: Section 346F-4, HRS

Contact Name: Eric Nouchi  
 Phone: 692-7956  
 Fund type (MOF) B  
 Appropriation Acct. No. S-379-K/S-373-K

Intended Purpose: To preserve access to health care for Medicaid recipients through the Nursing Facility Sustainability Program.

Source of Revenues: Nursing Home Sustainability Fees

Current Program Activities/Allowable Expenses: Make direct medical payments to providers and health care plans on behalf of the eligible recipients that m the Nursing Facility special fund allowable purposes of increased rates, quality payments and 12% to support the Medicaid program.

Variances: Variance due to increase in provider tax collections.

Financial Data							
	FY 2018	FY 2019	FY 2020	FY 2021	FY 2022	FY 2023	FY 2024
	(actual)	(actual)	(actual)	(actual)	(actual)	(estimated)	(estimated)
Appropriation Ceiling	14,000,000	14,000,000	21,000,000	21,000,000	20,000,000	20,000,000	20,000,000
Beginning Cash Balance	0	0	3,471,836	5,246,640	1,606,776	1,675,401	0
Revenues	10,586,944	9,921,693	12,460,481	11,975,082	11,831,745	20,000,000	20,000,000
Expenditures	8,813,386	8,700,000	10,685,676	15,614,947	11,763,119	21,675,401	20,000,000
<b>Transfers</b>							
List each net transfer in/out/ or projection in/out; list each account number							
Net Total Transfers	0	0	0	0	0	0	0
Ending Cash Balance	1,773,558	1,221,693	5,246,640	1,606,776	1,675,401	0	0
Encumbrances							
Unencumbered Cash Balance	1,773,558	1,221,693	5,246,640	1,606,776	1,675,401	0	0

**Additional Information:**

Amount Req. by Bond Covenants							
Amount from Bond Proceeds							
Amount Held in CODs, Escrow Accounts, or Other Investments							

**Report on Non-General Fund Information**  
for Submittal to the 2023 Legislature

Department: HMS  
 Prog ID(s): HMS 902  
 Name of Fund: Health Care Payments  
 Legal Authority: 42CFR 431 10

Contact Name: Eric Nouchi  
 Phone: 692-7956  
 Fund type (MOF) N  
 Appropriation Acct. No. S-233-K

Intended Purpose: Provide medical assistance payments for those under fee for service and manage care program.

Source of Revenues: Federal quarterly reimbursements

Current Program Activities/Allowable Expenses: Administrative support to Medical Assistance Program.

Variances: Reimbursements vary due to varying expenditure amounts.

Financial Data							
	FY 2018	FY 2019	FY 2020	FY 2021	FY 2022	FY 2023	FY 2024
	(actual)	(actual)	(actual)	(actual)	(actual)	(estimated)	(estimated)
Appropriation Ceiling	53,085,652	71,925,652	68,018,000	68,018,000	71,945,652	68,018,000	68,018,000
Beginning Cash Balance	0	407,670	1,072,456	1,162,624	520,920	339,457	339,457
Revenues	0	1,458,262	1,162	29,098,954	34,137,190		
Expenditures	50,068,113	49,181,478	51,374,330	62,794,229	50,094,028	50,000,000	50,000,000
<b>Transfers</b>							
List each net transfer in/out/ or projection in/out; list each account number							
S-21-233-K				22,043,703	9,992,444		
S-22-233-K				11,309,548	5,782,930		
Net Total Transfers	50,475,783	48,388,002	51,463,336	33,353,250	15,775,375	50,000,000	50,000,000
Ending Cash Balance	407,670	1,072,456	1,162,624	820,599	339,457	339,457	339,457
Encumbrances	35,246,429	31,698,760	36,793,933	21,359,283	28,259,499		
Unencumbered Cash Balance	(34,838,759)	(30,626,303)	(35,631,309)	(20,538,684)	(27,920,042)	339,457	339,457

Additional Information:

Amount Req. by Bond Covenants							
Amount from Bond Proceeds							
Amount Held in CODs, Escrow Accounts, or Other Investments							

**Report on Non-General Fund Information**  
for Submittal to the 2023 Legislature

Department: HMS  
 Prog ID(s): HMS 902  
 Name of Fund: Health Care Payments  
 Legal Authority: 42CFR 431 10

Contact Name: Eric Nouchi  
 Phone: 692-7956  
 Fund type (MOF) N  
 Appropriation Acct. No. S-237-K

Intended Purpose: Provide medical assistance payments for those under fee for service and manage care program.

Source of Revenues: Federal quarterly reimbursements

Current Program Activities/Allowable Expenses: Administrative support to Medical Assistance Program.

Variances: Reimbursements vary due to varying expenditure amounts.

Financial Data							
	FY 2018	FY 2019	FY 2020	FY 2021	FY 2022	FY 2023	FY 2024
	(actual)	(actual)	(actual)	(actual)	(actual)	(estimated)	(estimated)
Appropriation Ceiling	6,000,000	4,500,000	9,000,000	4,500,000	5,802,945	4,500,000	4,500,000
Beginning Cash Balance	0	167,167	252,167	286,167	5,667	19,833	19,833
Revenues				306,000	206,834		
Expenditures	1,361,772	1,759,460	340,000	289,000	238,001	1,800,000	1,800,000
<b>Transfers</b>							
List each net transfer in/out/ or projection in/out; list each account number							
HIT Incentive payments S-22-237-K				25,500	45,333		
Net Total Transfers	1,528,939	1,844,460	374,000	25,500	45,333	1,800,000	1,800,000
Ending Cash Balance	167,167	252,167	286,167	328,667	19,833	19,833	19,833
Encumbrances					0		
Unencumbered Cash Balance	167,167	252,167	286,167	328,667	0	19,833	19,833

Additional Information:

Amount Req. by Bond Covenants							
Amount from Bond Proceeds							
Amount Held in CODs, Escrow Accounts, or Other Investments							

**Report on Non-General Fund Information**  
for Submittal to the 2023 Legislature

Department: HMS  
 Prog ID(s): HMS 902  
 Name of Fund: Health Care Payments  
 Legal Authority: 42CFR 431 10

Contact Name: Eric Nouchi  
 Phone: 692-7956  
 Fund type (MOF) N  
 Appropriation Acct. No. S-243-K

Intended Purpose: Provide medical assistance payments for those under fee for service and manage care program.

Source of Revenues: Federal quarterly reimbursements

Current Program Activities/Allowable Expenses: Administrative support to Medical Assistance Program.

Variances: Reimbursements vary due to varying expenditure amounts.

Financial Data							
	FY 2018	FY 2019	FY 2020	FY 2021	FY 2022	FY 2023	FY 2024
	(actual)	(actual)	(actual)	(actual)	(actual)	(estimated)	(estimated)
Appropriation Ceiling	6,000,000	2,588,000	720,000	720,000	2,588,000	720,000	720,000
Beginning Cash Balance	0	0	366,941	463,723	180	5	5
Revenues		610,435	360,000	856,762	1,056,015	1,000,000	1,000,000
Expenditures	1,412,049	243,494	263,218	953,364	1,056,190	1,000,000	1,000,000
Transfers							
List each net transfer in/out/ or projection in/out; list each account number							
Net Total Transfers	1,412,049		0	0	0	0	0
Ending Cash Balance	0	366,941	463,723	367,121	5	5	5
Encumbrances					68,490		
Unencumbered Cash Balance	0	366,941	463,723	367,121	(68,485)	5	5

Additional Information:

Amount Req. by Bond Covenants							
Amount from Bond Proceeds							
Amount Held in CODs, Escrow Accounts, or Other Investments							

**Report on Non-General Fund Information**  
for Submittal to the 2023 Legislature

Department: HMS  
 Prog ID(s): HMS 902  
 Name of Fund: Health Care Payments  
 Legal Authority: 42CFR 431 10

Contact Name: Eric Nouchi  
 Phone: 692-7956  
 Fund type (MOF): N  
 Appropriation Acct. No. S-544-K

Intended Purpose: Provide federal match for medical assistance administrative costs that support the Medicaid program and Health Care Payments

Source of Revenues: Federal quarterly reimbursements

Current Program Activities/Allowable Expenses: Administrative support to Medical Assistance Program.

Variances: Reimbursements vary due to varying expenditure amounts.

Financial Data							
	FY 2018	FY 2019	FY 2020	FY 2021	FY 2022	FY 2023	FY 2024
	(actual)	(actual)	(actual)	(actual)	(actual)	(estimated)	(estimated)
Appropriation Ceiling	1,900,000	1,520,000	2,795,652	1,520,000	2,300,000	1,520,000	1,520,000
Beginning Cash Balance	0	0	0	0		0	0
Revenues	1,324,301	1,519,364	1,434,580	3,051,902	1,490,778	1,500,000	1,500,000
Expenditures	1,324,301	1,519,364	1,434,580	1,772,028	1,490,778	1,500,000	1,500,000
<b>Transfers</b>							
List each net transfer in/out/ or projection in/out; list each account number							
Net Total Transfers	0	0	0	0		0	0
Ending Cash Balance	0	0	0	1,279,874	0	0	0
Encumbrances							
Unencumbered Cash Balance	0	0	0	1,279,874	0	0	0

Additional Information:

Amount Req. by Bond Covenants							
Amount from Bond Proceeds							
Amount Held in CODs, Escrow Accounts, or Other Investments							

**Report on Non-General Fund Information**  
for Submittal to the 2023 Legislature

Department: HMS  
 Prog ID(s): HMS 301  
 Name of Fund: Social Services Block Grant  
 Legal Authority: P.L. 93-647 Title XX SSA

Contact Name: Joey Wong  
 Phone: (808) 586-5647  
 Fund type (MOF) N  
 Appropriation Acct. No. S-207-K (6 of 14)

Intended Purpose: To provide services suited to individuals to prevent, reduce or eliminate dependency; achieve or maintain self-sufficiency; prevent neglect, abuse or exploitation of children and adults; prevent or reduce inappropriate institutional care; to secure admission or referral for institutional care when other forms of care are not appropriate.

Source of Revenues: U.S. Department of Health & Human Services - Administration for Children and Families  
 Title XX (Social Services Block Grant)

Current Program Activities/Allowable Expenses: Provide income eligible and current recipients of public assistance an array of services which will effectively assist these persons as prescribed on public welfare. Services are oriented toward achievement thru agency staff or thru purchase of services  
 Variances:

Financial Data							
	FY 2018	FY 2019	FY 2020	FY 2021	FY 2022	FY 2023	FY 2024
	(actual)	(actual)	(actual)	(actual)	(actual)	(estimated)	(estimated)
Appropriation Ceiling	16,800,773	14,039,977	22,409,433	20,665,021	17,446,209	6,921,428	6,921,428
Beginning Cash Balance	1,663,852	2,720,727	676,477	377,205	413,117	380,307	(0)
Revenues	14,439,628	11,672,107	14,856,033	13,844,593	9,125,089	6,129,232	5,832,179
Expenditures	13,382,753	13,716,357	15,155,304	13,808,681	9,157,899	6,509,539	5,832,179
Transfers							
List each net transfer in/out/ or projection in/out; list each account number							
Net Total Transfers	0	0	0	0	0	0	0
Ending Cash Balance	2,720,727	676,477	377,205	413,117	380,307	(0)	(0)
Encumbrances	440,119	621,674	1,074,602	557,465	417,210		
Unencumbered Cash Balance	2,280,608	54,803	(697,397)	(144,348)	(36,903)	(0)	(0)

Additional Information:

Amount Req. by Bond Covenants							
Amount from Bond Proceeds							
Amount Held in CODs, Escrow Accounts, or Other Investments							

**Report on Non-General Fund Information**  
for Submittal to the 2023 Legislature

Department: HMS  
 Prog ID(s): HMS 301  
 Name of Fund: Family First Prevention Services Act  
 Legal Authority: Title IVB, Social Security Act

Contact Name: Carolina Anagaran  
 Phone: (808) 586-5702  
 Fund type (MOF) N  
 Appropriation Acct. No. S-208-K (2 of 2)

**Intended Purpose:**

FFPSA Transition Grants may be used for any purpose specified in title IV-B of the Act, IV-B - subpart 1 and IV-B - subpart 2. Funds may for activiites directly associated with implementation of FFPSA.

Source of Revenues: Title IV-B, Social Security Act

**Current Program Activities/Allowable Expenses:**

FFPSA Transition Grants may be used for any purpose specified in title IV-B of the Act, IV-B - subpart 1 and IV-B - subpart 2. Funds may also be used for activities directly associated with implementation of FFPSA.

**Variances:**

Financial Data							
	FY 2018	FY 2019	FY 2020	FY 2021	FY 2022	FY 2023	FY 2024
	(actual)	(actual)	(actual)	(actual)	(actual)	(estimated)	(estimated)
Appropriation Ceiling	0	0	0	1,955,441	1,853,771	715,723	0
Beginning Cash Balance	0	0	0	0	0	0	0
Revenues	0	0	0	101,670	1,138,048	715,723	
Expenditures	0	0	0	101,670	1,138,048	715,723	
<b>Transfers</b>							
List each net transfer in/out/ or projection in/out; list each account number							
Net Total Transfers	0	0	0	0	0	0	0
Ending Cash Balance	0	0	0	0	0	0	0
Encumbrances	0	0	0	0	7,425		
Unencumbered Cash Balance	0	0	0	0	(7,425)	0	0

**Additional Information:**

Amount Req. by Bond Covenants							
Amount from Bond Proceeds							
Amount Held in CODs, Escrow Accounts, or Other Investments							



**Report on Non-General Fund Information**  
for Submittal to the 2023 Legislature

Department: HMS  
 Prog ID(s): HMS 301  
 Name of Fund: Child Abuse Prevention and Treatment Act  
 Legal Authority: P.L. 100-294

Contact Name: Joey Wong  
 Phone: (808) 586-5647  
 Fund type (MOF) N  
 Appropriation Acct. No. S-242-K (12 of 14)

Intended Purpose: Assist States in the support and improvement of their children protective services systems; an annual plan must be developed and approved by ACF.

Source of Revenues: U.S. Department of Health and Human Services - Administration for Children and Families  
 Child Abuse Prevention and Treatment Act

Current Program Activities/Allowable Expenses:

placement prevention; case management; multi-disciplinary team diagnostic consultation; individual & family counseling; group treatment; intra-family sex abuse treatment; mothers & infants-at-risk treatment; permanency planning & adoption; setting of licensing standards for child caring & child placing organizations; recruiting, training, certifying, re-certifying, monitoring & supporting foster parents & relative caregivers.

Variances:

Financial Data							
	FY 2018	FY 2019	FY 2020	FY 2021	FY 2022	FY 2023	FY 2024
	(actual)	(actual)	(actual)	(actual)	(actual)	(estimated)	(estimated)
Appropriation Ceiling	452,149	253,290	1,205,526	1,594,727	165,397	396,774	396,774
Beginning Cash Balance	2	23,421	23,421	118,896	1,059	1	1
Revenues	23,419	0	367,595	507,358	163,309	163,309	163,309
Expenditures	0	0	272,120	625,194	164,367	163,309	163,309
<b>Transfers</b>							
List each net transfer in/out/ or projection in/out; list each account number							
Net Total Transfers	0	0	0	0	0	0	0
Ending Cash Balance	23,421	23,421	118,896	1,059	1	1	1
Encumbrances	0	0	121,552	10,532	14,325		
Unencumbered Cash Balance	23,421	23,421	(2,656)	(9,474)	(14,324)	1	1

Additional Information:

Amount Req. by Bond Covenants							
Amount from Bond Proceeds							
Amount Held in CODs, Escrow Accounts, or Other Investments							

**Report on Non-General Fund Information**  
for Submittal to the 2023 Legislature

Department: HMS  
 Prog ID(s): HMS 301  
 Name of Fund: Caseworker Visits-Promoting Safe & Stable Families  
 Legal Authority: Title IVB, Social Security Act

Contact Name: Joey Wong  
 Phone: (808) 586-5647  
 Fund type (MOF) N  
 Appropriation Acct. No. S-246-K (9 of 14)  
 prior to FY 2014 appn is S-207

Intended Purpose: Support monthly caseworker visit with children who are in foster care, improve the quality of caseworker visits with children in foster care under the responsibility of the state, with an emphasis on decision making on safety, permanency, and well being of foster children; activities designed to increase retention, recruitment, and training of caseworkers.

Source of Revenues: U.S. Department of Health & Human Services - Administration for Children and Families -

Current Program Activities/Allowable Expenses: Fund planning and design of a continuum of services responsive to the diverse needs of children and families and establishment of community-based family support (preventive services) and family preservation (services for families at risk or in crisis) services.

Variances:

Financial Data							
	FY 2018	FY 2019	FY 2020	FY 2021	FY 2022	FY 2023	FY 2024
	(actual)	(actual)	(actual)	(actual)	(actual)	(estimated)	(estimated)
Appropriation Ceiling	67,385	67,385	67,385	207,349	0	69,017	69,017
Beginning Cash Balance	0	0	0	0	0	0	0
Revenues	0	0	69,460	110,310	0	69,017	69,017
Expenditures	0	0	69,460	110,310	0	69,017	69,017
<b>Transfers</b>							
List each net transfer in/out/ or projection in/out; list each account number							
Net Total Transfers	0	0	0	0	0	0	0
Ending Cash Balance	0	0	0	0	0	0	0
Encumbrances	0	0	0	0	0		
Unencumbered Cash Balance	0	0	0	0	0	0	0

Additional Information:

Amount Req. by Bond Covenants							
Amount from Bond Proceeds							
Amount Held in CODs, Escrow Accounts, or Other Investments							

**Report on Non-General Fund Information**  
for Submittal to the 2023 Legislature

Department: HMS  
 Prog ID(s): HMS 301  
 Name of Fund: Promoting Safe and Stable Families  
 Legal Authority: Title IVB, Social Security Act

Contact Name: Joey Wong  
 Phone: (808) 586-5647  
 Fund type (MOF) N  
 Appropriation Acct. No. S-247-K (8 of 14)  
 prior to FY 2014 appn is S-207

Intended Purpose: Prevent child maltreatment among families at risk through the provision of supportive family services; assure children's safety within the home and preserve intact families in which children have been maltreated, when family's problems can be addressed effectively; address the problems of families whose children have been placed in foster care so that the reunification may occur in a safe and stable manner; to support adoptive families by providing support services as necessary so that they can make a lifetime commitment to their children.

Source of Revenues: U.S. Department of Health & Human Services - Administration for Children and Families -

Current Program Activities/Allowable Expenses: Fund planning and design of a continuum of services responsive to the diverse needs of children and families and establishment of community-based family support (preventive services) and family preservation (services for families at risk or in crisis) services.

Variances:

Financial Data							
	FY 2018	FY 2019	FY 2020	FY 2021	FY 2022	FY 2023	FY 2024
	(actual)	(actual)	(actual)	(actual)	(actual)	(estimated)	(estimated)
Appropriation Ceiling	1,400,000	1,996,289	1,888,479	2,139,837	1,042,130	1,091,848	1,091,848
Beginning Cash Balance	17,288	5	106,314	0	(0)	27,593	55,186
Revenues	787,448	1,802,568	829,331	1,288,067	748,069	748,069	748,069
Expenditures	804,731	1,696,259	935,645	1,288,067	720,476	720,476	720,476
Transfers							
List each net transfer in/out/ or projection in/out; list each account number							
Net Total Transfers	0	0	0	0	0	0	0
Ending Cash Balance	5	106,314	0	(0)	27,593	55,186	82,779
Encumbrances	0	154,231	26,741	13,799	82,593		
Unencumbered Cash Balance	5	(47,917)	(26,741)	(13,799)	(55,000)	55,186	82,779

Additional Information:

Amount Req. by Bond Covenants							
Amount from Bond Proceeds							
Amount Held in CODs, Escrow Accounts, or Other Investments							

**Report on Non-General Fund Information**  
for Submittal to the 2023 Legislature

Department: HMS  
 Prog ID(s): HMS 301  
 Name of Fund: John H. Chafee Foster Care Program for Successful Transition to Adul Fund type (MOF) N  
 Legal Authority: P.L. 92-272 Title IVE, Section 477

Contact Name: Joey Wong  
 Phone: (808) 586-5647  
 Appropriation Acct. No. S-248-K (10 of 14)  
 prior to FY 2014 appn is S-207

Intended Purpose: To assist foster youth make the transition to self-sufficiency; to receive education, training and related services to prepare for and obtain employment, postsecondary training and educational institutions; provide personal and emotional support through mentors and the promotion of interactions with dedicated adults; provide financial, housing, counseling, employment, education, other appropriate support and services to current and former foster care recipients up to the age of 21; provide services to youth who, after attaining 16 years of age, have left foster care for kinship guardianship or adoption; to ensure that children who are likely to remain in foster care until 18 years of age have regular, on-going opportunities to engage in age or developmentally appropriate activities.

Source of Revenues: U.S. Department of Health & Human Services - Independent Living Initiative

Current Program Activities/Allowable Expenses: Assist youth in foster care, ages 16-21, make the transition to independent living.

Variations:

Financial Data							
	FY 2018	FY 2019	FY 2020	FY 2021	FY 2022	FY 2023	FY 2024
	(actual)	(actual)	(actual)	(actual)	(actual)	(estimated)	(estimated)
Appropriation Ceiling	778,586	1,031,085	500,000	657,985	611,391	416,117	416,117
Beginning Cash Balance	584	5	2	0	0	21,131	21,131
Revenues	490,611	885,614	496,073	459,954	452,120	452,120	452,120
Expenditures	491,190	885,617	496,075	459,954	430,989	452,120	452,120
Transfers							
List each net transfer in/out/ or projection in/out; list each account number							
Net Total Transfers	0	0	0	0	0	0	0
Ending Cash Balance	5	2	0	0	21,131	21,131	21,131
Encumbrances	56,500	2	0	0	21,131		
Unencumbered Cash Balance	(56,495)	(88,641)	(17,621)	(45,060)	(15,508)	21,131	21,131

Additional Information:

Amount Req. by Bond Covenants							
Amount from Bond Proceeds							
Amount Held in CODs, Escrow Accounts, or Other Investments							

**Report on Non-General Fund Information**  
for Submittal to the 2023 Legislature

Department: HMS  
 Prog ID(s): HMS 301  
 Name of Fund: Child Welfare Services-CARES Act  
 Legal Authority: P.L. 116-136

Contact Name: Joey Wong  
 Phone: (808) 586-5647  
 Fund type (MOF) N  
 Appropriation Acct. No. S-250

Intended Purpose:  
 CORONAVIRUS AID, RELIEF, AND ECONOMIC SECURITY ACT (CARES ACT); TITLE IV-B  
 SUPPLEMENTAL FUNDING UNDER TITLE IV-B. SUBPART 1 OF THE CARES ACT TO PREVENT.  
 PREPARE FOR, OR RESPOND TO, CORONAVIRUS DISEASE 2019 (COVID-19).

Current Program Activities/Allowable Expenses:

CARES Act provides the eligible purposes for which Coronavirus Relief Fund payments may be used. Specifically, it allows state and local governments to make payments for programs that are necessary expenditures incurred due to the public health emergency with respect to Coronavirus Disease 2019 (COVID-19).

Variances:

Financial Data							
	FY 2018	FY 2019	FY 2020	FY 2021	FY 2022	FY 2023	FY 2024
	(actual)	(actual)	(actual)	(estimated)	(actual)	(estimated)	(estimated)
Appropriation Ceiling	0	0	0	176,363	58,827		
Beginning Cash Balance	0	0	0	0	125	0	0
Revenues				117,661	51,541		
Expenditures				117,536	51,666		
Transfers							
List each net transfer in/out/ or projection in/out; list each account number							
Net Total Transfers	0	0	0	0	0	0	0
Ending Cash Balance	0	0	0	125	0	0	0
Encumbrances				0	0		
Unencumbered Cash Balance	0	0	0	125	0	0	0
<b>Additional Information:</b>							
Amount Req. by Bond Covenants							
Amount from Bond Proceeds							
Amount Held in CODs, Escrow Accounts, or Other Investments							

**Report on Non-General Fund Information**  
for Submittal to the 2023 Legislature

Department: HMS  
 Prog ID(s): HMS 301  
 Name of Fund: Kinship Navigator Program  
 Legal Authority: Title IVB, Social Security Act

Contact Name: Carolina Anagaran  
 Phone: (808) 586-5702  
 Fund type (MOF) N  
 Appropriation Acct. No. S-211-K (1 of 1)

Intended Purpose: A kinship navigator program to assist kinship navigator program to assist caregivers in learning about, finding, and using programs and services to meet the needs of the children they are raising and their own needs, and to promote effective partnerships among public and private agencies to ensure kinship caregiver families are served.

Source of Revenues: Title IV-B, Social Security Act

Current Program Activities/Allowable Expenses: Contract services to implement the kinship navigator program. Any expenditures incurred for the development, delivery or participation in training by eligible staff.

Purpose of Proposed Ceiling Adjustment (if applicable):

Variances:

Financial Data							
	FY 2018	FY 2019	FY 2020	FY 2021	FY 2022	FY 2023	FY 2024
	(actual)	(actual)	(actual)	(actual)	(actual)	(estimated)	(estimated)
Appropriation Ceiling	0	0	0	229,537	428,620	200,000	200,000
Beginning Cash Balance	0	0	0	0	0	0	0
Revenues	0	0	0	229,537	228,620	200,000	200,000
Expenditures	0	0	0	229,537	228,620	200,000	200,000
Transfers							
List each net transfer in/out/ or projection in/out; list each account number							
Net Total Transfers	0	0	0	0	0	0	0
Ending Cash Balance	0	0	0	0	0	0	0
Encumbrances	0	0	0	0	0		
Unencumbered Cash Balance	0	0	0	0	0	0	0
<u>Additional Information:</u>							
Amount Req. by Bond Covenants							
Amount from Bond Proceeds							
Amount Held in CODs, Escrow Accounts, or Other Investments							

**Report on Non-General Fund Information**  
for Submittal to the 2023 Legislature

Department: HMS  
 Prog ID(s): HMS 301  
 Name of Fund: Chafee Education and Training Vouchers Program (ETV)  
 Legal Authority: P.L. 92-272

Contact Name: Joey Wong  
 Phone: (808) 586-5647  
 Fund type (MOF) N  
 Appropriation Acct. No. S-239-K (11 of 14)  
 prior to FY 2014 appn is S-207

Intended Purpose: Provide vouchers for postsecondary education and training to youth under the Chafee Foster Care Independence Program; provide vouchers to youth who leave foster care for adoption or kinship guardianship after age 16 up to age 23, as long as they are participating in the program at age 21 and are making satisfactory progress toward completing their course of study or training; vouchers may be available for the cost of attending an institution of higher education but shall not exceed the lesser of \$5,000 per grant year or the total cost of attendance as defined in section 472 of the Higher Education Act.

Source of Revenues: U.S. Department of Health & Human Services - Education Voucher and Training

Current Program Activities/Allowable Expenses: Providing caregivers the means to provide an adequate standard of living for the children in their care by setting and maintaing reimbursement rates for the children's basic living costs.

Variances:

Financial Data							
	FY 2018	FY 2019	FY 2020	FY 2021	FY 2022	FY 2023	FY 2024
	(actual)	(actual)	(actual)	(actual)	(actual)	(estimated)	(estimated)
Appropriation Ceiling	249,924	251,983	425,524	421,349	288,510	168,557	168,557
Beginning Cash Balance	0	10,743	0	1	0	(1)	(1)
Revenues	128,933	121,473	134,221	181,702	288,509	288,509	288,509
Expenditures	118,190	132,216	134,220	181,703	288,510	288,509	288,509
Transfers							
List each net transfer in/out/ or projection in/out; list each account number							
Net Total Transfers	0	0	0	0	0	0	0
Ending Cash Balance	10,743	0	1	0	(1)	(1)	(1)
Encumbrances	0	0	0	0	0		
Unencumbered Cash Balance	10,743	0	1	0	(1)	(1)	(1)

Additional Information:

Amount Req. by Bond Covenants							
Amount from Bond Proceeds							
Amount Held in CODs, Escrow Accounts, or Other Investments							

**Report on Non-General Fund Information**  
for Submittal to the 2023 Legislature

Department: HMS  
 Prog ID(s): HMS 301  
 Name of Fund: Stephanie Tubbs Jones Child Welfare Services  
 Legal Authority: Title IVB, Social Security Act

Contact Name: Joey Wong  
 Phone: (808) 586-5647  
 Fund type (MOF) N  
 Appropriation Acct. No. S-240-K (7 of 14)  
prior to SY 2014 appn is S-207

Intended Purpose: Protect and promote the welfare of all children; prevent abuse, neglect, or exploitation of children; support at-risk families through services that allow children to remain with their families or return to their families in a timely manner; promote safety, permanence, and well being of children in foster care and adoptive families; provide training, development, and support to ensure a well-qualified workforce.

Source of Revenues: U.S. Department of Health & Human Services - Administration for Children and Families -

Current Program Activities/Allowable Expenses: Establishes, extends and strengthens services provided by state and local public welfare programs for development & preventative or protective services which will prevent the neglect, abuse, exploitation or delinquency of children

Variances:

Financial Data							
	FY 2018	FY 2019	FY 2020	FY 2021	FY 2022	FY 2023	FY 2024
	(actual)	(actual)	(actual)	(actual)	(actual)	(estimated)	(estimated)
Appropriation Ceiling	2,166,273	1,142,877	2,377,810	2,318,452	1,381,852	1,071,804	1,071,804
Beginning Cash Balance	447,302	0	1	2	0	36,235	72,470
Revenues	1,718,971	990,068	775,363	1,165,635	1,018,365	1,018,365	1,018,365
Expenditures	2,166,273	990,067	775,362	1,165,637	982,130	982,130	982,130
<b>Transfers</b>							
List each net transfer in/out/ or projection in/out; list each account number							
Net Total Transfers	0	0	0	0	0	0	0
Ending Cash Balance	0	1	2	0	36,235	72,470	108,705
Encumbrances	0	0	166,871	0	0		
Unencumbered Cash Balance	0	1	(166,869)	0	36,235	72,470	108,705

Additional Information:

Amount Req. by Bond Covenants							
Amount from Bond Proceeds							
Amount Held in CODs, Escrow Accounts, or Other Investments							



**Report on Non-General Fund Information**  
for Submittal to the 2023 Legislature

Department: HMS  
 Prog ID(s): HMS 301  
 Name of Fund: Foster Care Program  
 Legal Authority: Title IV-E, Social Security Act

Contact Name: Carolina Anagaran  
 Phone: (808) 586-5702  
 Fund type (MOF) N  
 Appropriation Acct. No. S-249-K  
S-207-K (1 of 14)

Intended Purpose: Strengthen and improve the federally supported programs for foster care of needy and dependent children.

Source of Revenues: Title IV-E, Social Security Act (ACF - Foster Care Program)

Current Program Activities/Allowable Expenses: Providing caregivers the means to provide an adequate standard of living for the children in their care by setting and maintaining reimbursement rates for the children's basic living costs.

Purpose of Proposed Ceiling Adjustment (if applicable):  
 Variances:

Financial Data							
	FY 2018	FY 2019	FY 2020	FY 2021	FY 2022	FY 2023	FY 2024
	(actual)	(actual)	(actual)	(actual)	(actual)	(estimated)	(estimated)
Appropriation Ceiling	18,421,781	22,365,188	17,737,579	22,427,716	19,692,235	23,815,000	23,815,000
Beginning Cash Balance	0	0	0	0	0	0	0
Revenues	13,132,211	15,863,063	14,151,855	12,439,851	15,471,180	15,471,180	15,471,180
Expenditures	13,132,211	15,863,063	14,151,855	12,439,851	15,471,180	15,471,180	15,471,180
Transfers							
List each net transfer in/out/ or projection in/out; list each account number							
Net Total Transfers	0	0	0	0	0	0	0
Ending Cash Balance	0	0	0	0	0	0	0
Encumbrances	0	0	0	0	0		
Unencumbered Cash Balance	0	0	0	0	0	0	0

Additional Information:

Amount Req. by Bond Covenants							
Amount from Bond Proceeds							
Amount Held in CODs, Escrow Accounts, or Other Investments							

**Report on Non-General Fund Information**  
for Submittal to the 2023 Legislature

Department: HMS  
 Prog ID(s): HMS 301  
 Name of Fund: Adoption Assistance Program  
 Legal Authority: Title IV-E, Social Security Act

Contact Name: Carolina Anagaran  
 Phone: (808) 586-5702  
 Fund type (MOF) N  
 Appropriation Acct. No. S-255-K  
S-207-K (2 of 14)

Intended Purpose: Strengthen and improve the federally supported programs for adoption assistance of needy and dependent children.

Source of Revenues: Title IV-E, Social Security Act (ACF - Adoption Assistance Program)

Current Program Activities/Allowable Expenses: Providing caregivers the means to provide an adequate standard of living for the children in their care by setting and maintaining reimbursement rates for the children's basic living costs.

Purpose of Proposed Ceiling Adjustment (if applicable):  
 Variances:

Financial Data							
	FY 2018	FY 2019	FY 2020	FY 2021	FY 2022	FY 2023	FY 2024
	(actual)	(actual)	(actual)	(actual)	(actual)	(estimated)	(estimated)
Appropriation Ceiling	1,087,446	1,000,624	1,012,906	903,028	1,378,341	982,190	982,190
Beginning Cash Balance	0	0	0	0	0	0	0
Revenues	453,727	681,195	641,199	451,582	1,169,611	1,169,611	1,169,611
Expenditures	453,727	681,195	641,199	451,582	1,169,611	1,169,611	1,169,611
Transfers							
List each net transfer in/out/ or projection in/out; list each account number							
Net Total Transfers	0	0	0	0	0	0	0
Ending Cash Balance	0	0	0	0	0	0	0
Encumbrances	0	0	0	0	0		
Unencumbered Cash Balance	0	0	0	0	0	0	0

Additional Information:

Amount Req. by Bond Covenants							
Amount from Bond Proceeds							
Amount Held in CODs, Escrow Accounts, or Other Investments							

**Report on Non-General Fund Information**  
for Submittal to the 2023 Legislature

Department: HMS  
 Prog ID(s): HMS 301  
 Name of Fund: Family Violence Prevention & Services-CARES Act  
 Legal Authority: P.L. 116-136

Contact Name: Joey Wong  
 Phone: (808) 586-5647  
 Fund type (MOF) N  
 Appropriation Acct. No. S-268

**Intended Purpose:**

The Coronavirus Aid Relief and Economic Security (CARES) Act, P.L. 116-136 provides one-time funding in fiscal year (FY) 2020 to support the Family Violence Prevention and Services Act State administrators and Tribes in preventing, preparing for, and responding to the coronavirus (COVID-19) public health emergency.

Source of Revenues: U.S. Department of Health & Human Services - Administration for Children and Families -

**Current Program Activities/Allowable Expenses:**

This supplemental award provides flexibility on how to use the funding to prevent, prepare for, and respond to the COVID-19 public health emergency as needs evolve within your community. Funding may support a wide range of in-scope activities including counseling, mobile advocacy, telehealth, peer support, shelter and temporary housing, rental assistance and nominal relocation expenses, supplies, and equipment and software to assist in carrying out remote services.

Variations:

<b>Financial Data</b>							
	FY 2018 (actual)	FY 2019 (actual)	FY 2020 (actual)	FY 2021 (actual)	FY 2022 (actual)	FY 2023 (estimated)	FY 2024 (estimated)
Appropriation Ceiling	0	0	0	149,206	587,392	2,392,272	1,594,848
Beginning Cash Balance	0	0	0	0	0	0	0
Revenues				60,198	75,162	797,424	797,424
Expenditures				60,198	75,162	797,424	797,424
Transfers							
List each net transfer in/out/ or projection in/out; list each account number							
Net Total Transfers	0	0	0	0	0	0	0
Ending Cash Balance	0	0	0	0	0	0	0
Encumbrances				0	0		
Unencumbered Cash Balance	0	0	0	0	0	0	0
<b>Additional Information:</b>							
Amount Req. by Bond Covenants							
Amount from Bond Proceeds							
Amount Held in CODs, Escrow Accounts, or Other Investments							

**Report on Non-General Fund Information**  
for Submittal to the 2023 Legislature

Department: HMS  
 Prog ID(s): HMS 301  
 Name of Fund: Child Welfare Services-Disaster Relief Act of 2019  
 Legal Authority: P.L. 116-20

Contact Name: Joey Wong  
 Phone: (808) 586-5647  
 Fund type (MOF) N  
 Appropriation Acct. No. S-271

**Intended Purpose:**

To help offset the major impact of the 2018 volcanic eruption and lava flow on the east side of Hawaii island.

Source of Revenues: U.S. Department of Health & Human Services - Administration for Children and Families -

**Current Program Activities/Allowable Expenses:**

These funds were spent on new vehicles for the Child Welfare's East Hawaii section. Many CWS vehicles' filters and engines were severely damaged by volcanic ash. Prior to the purchase of the new vehicles, none of the cars in East Hawaii were properly equipped to drive in the rough terrain.

**Variations:**

Financial Data							
	FY 2018	FY 2019	FY 2020	FY 2021	FY 2022	FY 2023	FY 2024
	(actual)	(actual)	(actual)	(estimated)	(actual)	(estimated)	(estimated)
Appropriation Ceiling	0	0	0	89,921	0		
Beginning Cash Balance	0	0	0	0	0	0	0
Revenues				0	0		
Expenditures				0	0		
Transfers							
List each net transfer in/out/ or projection in/out; list each account number							
Net Total Transfers	0	0	0	0	0	0	0
Ending Cash Balance	0	0	0	0	0	0	0
Encumbrances				0	0		
Unencumbered Cash Balance	0	0	0	0	0	0	0
<b>Additional Information:</b>							
Amount Req. by Bond Covenants							
Amount from Bond Proceeds							
Amount Held in CODs, Escrow Accounts, or Other Investments							

**Report on Non-General Fund Information**  
for Submittal to the 2023 Legislature

Department: HMS  
 Prog ID(s): HMS 301  
 Name of Fund: Guardianship Assistance Program  
 Legal Authority: Title IV-E, Social Security Act

Contact Name: Carolina Anagaran  
 Phone: (808) 586-5702  
 Fund type (MOF) N  
 Appropriation Acct. No. S-281-K  
S-207-K (3 of 14)

Intended Purpose: Strengthen and improve the federally supported programs for guardianship assistance of needy and dependent children.

Source of Revenues: Title IV-E, Social Security Act (ACF - Guardianship Assistance Program)

Current Program Activities/Allowable Expenses: Providing caregivers the means to provide an adequate standard of living for the children in their care by setting and maintaining reimbursement rates for the children's basic living costs.

Purpose of Proposed Ceiling Adjustment (if applicable):  
 Variances:

Financial Data							
	FY 2018	FY 2019	FY 2020	FY 2021	FY 2022	FY 2023	FY 2024
	(actual)	(actual)	(actual)	(actual)	(actual)	(estimated)	(estimated)
Appropriation Ceiling	567,708	665,502	561,327	613,632	1,031,279	465,000	465,000
Beginning Cash Balance	0	0	0	0	0	0	0
Revenues	228,009	485,879	303,499	149,667	511,908	465,000	465,000
Expenditures	228,009	485,879	303,499	149,667	511,908	465,000	465,000
Transfers							
List each net transfer in/out/ or projection in/out; list each account number							
Net Total Transfers	0	0	0	0	0	0	0
Ending Cash Balance	0	0	0	0	0	0	0
Encumbrances	0	0	0	0	0		
Unencumbered Cash Balance	0	0	0	0	0	0	0

Additional Information:

Amount Req. by Bond Covenants							
Amount from Bond Proceeds							
Amount Held in CODs, Escrow Accounts, or Other Investments							

**Report on Non-General Fund Information**  
for Submittal to the 2023 Legislature

Department: HMS  
 Prog ID(s): HMS 301  
 Name of Fund: Promoting Safe & Stable Families=CAA Act  
 Legal Authority: P.L. 116-260

Contact Name: Joey Wong  
 Phone: (808) 586-5647  
 Fund type (MOF) N  
 Appropriation Acct. No. S-283

**Intended Purpose:**

To prevent, prepare for, and respond to COVID-19. Within these parameters, grantees have flexibility to determine which services best support the needs of children and families experiencing family violence, domestic violence, and dating violence.

Source of Revenues: U.S. Department of Health & Human Services - Administration for Children and Families -

**Current Program Activities/Allowable Expenses:**

Activities that assist domestic violence survivors by providing supportive services, shelter options, and supplies, which will reduce the exposure and risk of COVID-19.

**Variances:**

Financial Data							
	FY 2018 (actual)	FY 2019 (actual)	FY 2020 (actual)	FY 2021 (estimated)	FY 2022 (actual)	FY 2023 (estimated)	FY 2024 (estimated)
Appropriation Ceiling	0	0	0	265,125	265,125		
Beginning Cash Balance	0	0	0	0	0	0	0
Revenues				0	0		
Expenditures				0	265,125		
<b>Transfers</b>							
List each net transfer in/out/ or projection in/out; list each account number							
Net Total Transfers	0	0	0	0	0	0	0
Ending Cash Balance	0	0	0	0	0	0	0
Encumbrances				0	0		
Unencumbered Cash Balance	0	0	0	0	0	0	0
<b>Additional Information:</b>							
Amount Req. by Bond Covenants							
Amount from Bond Proceeds							
Amount Held in CODs, Escrow Accounts, or Other Investments							

**Report on Non-General Fund Information**  
for Submittal to the 2023 Legislature

Department: HMS  
 Prog ID(s): HMS 301  
 Name of Fund: Family Violence Prevention Battered Women  
 Legal Authority: P.L. 100-294

Contact Name: Joey Wong  
 Phone: (808) 586-5647  
 Fund type (MOF) N  
 Appropriation Acct. No. S-284-K (14 of 14)

Intended Purpose: Assist states in their efforts for preventing family violence and to carry out coordination, research, training, technical assistance, documentation and evaluation activities.

Source of Revenues: U.S. Department of Health and Human Services - Administration for Children and Families  
 Family Violence Prevention and Services State Grants

Current Program Activities/Allowable Expenses:

placement prevention; case management; multi-disciplinary team diagnostic consultation; individual & family counseling; group treatment; intra-family sex abuse treatment; mothers & infants-at-risk treatment; permanency planning & adoption; setting of licensing standards for child caring & child placing organizations; recruiting, training, certifying, re-certifying, monitoring & supporting foster parents & relative caregivers.

Variances:

Financial Data							
	FY 2018	FY 2019	FY 2020	FY 2021	FY 2022	FY 2023	FY 2024
	(actual)	(actual)	(actual)	(actual)	(actual)	(estimated)	(estimated)
Appropriation Ceiling	1,488,114	1,826,754	955,126	342,178	131,859	955,056	955,056
Beginning Cash Balance	4	6	29,378	2	2	2	2
Revenues	860,366	1,528,748	876,004	169,119	908,176	908,176	908,176
Expenditures	860,364	1,499,376	905,380	169,119	908,176	908,176	908,176
<b>Transfers</b>							
List each net transfer in/out/ or projection in/out; list each account number							
Net Total Transfers	0	0	0	0	0	0	0
Ending Cash Balance	6	29,378	2	2	2	2	2
Encumbrances	0	155,715	11,665	0	27,479		
Unencumbered Cash Balance	6	(126,337)	(11,663)	2	(27,477)	2	2

Additional Information:

Amount Req. by Bond Covenants							
Amount from Bond Proceeds							
Amount Held in CODs, Escrow Accounts, or Other Investments							

**Report on Non-General Fund Information**  
for Submittal to the 2023 Legislature

Department: HMS  
 Prog ID(s): HMS 301  
 Name of Fund: Chafee Foster Care Program-CAA Act  
 Legal Authority: P.L. 116-260

Contact Name: Joey Wong  
 Phone: (808) 586-5647  
 Fund type (MOF) N  
 Appropriation Acct. No. S-287

**Intended Purpose:**

To support Foster Youth and Families through the Pandemic Act which was enacted as Division X of P.L. 116-260, the Consolidated Appropriations Act, 2021. To Support Foster Youth and Families through the Pandemic Act (Division X of P.L. 116-260) directs title IV-E agencies to prevent youth from “aging out” of foster care and to facilitate re-entry into foster care for youth who previously aged out of foster care for the period specified in Division X.

Source of Revenues: U.S. Department of Health & Human Services - Administration for Children and Families -

**Current Program Activities/Allowable Expenses:**

Agencies to allow youth over age 18 to remain in or re-enter foster care and suspension of the age and education/employment requirements for title IV-E foster care maintenance payments for youth.

**Variations:**

Financial Data							
	FY 2018	FY 2019	FY 2020	FY 2021	FY 2022	FY 2023	FY 2024
	(actual)	(actual)	(actual)	(estimated)	(actual)	(estimated)	(estimated)
Appropriation Ceiling	0	0	0	1,374,601	1,299,293		
Beginning Cash Balance	0	0	0	0	0	1,940	0
Revenues				75,308	1,153,866		
Expenditures				75,308	1,151,926	1,940	
Transfers							
List each net transfer in/out/ or projection in/out; list each account number							
Net Total Transfers	0	0	0	0	0	0	0
Ending Cash Balance	0	0	0	0	1,940	0	0
Encumbrances				0	4,190		
Unencumbered Cash Balance	0	0	0	0	(2,250)	0	0
<b>Additional Information:</b>							
Amount Req. by Bond Covenants							
Amount from Bond Proceeds							
Amount Held in CODs, Escrow Accounts, or Other Investments							



**Report on Non-General Fund Information**  
for Submittal to the 2023 Legislature

Department: HMS  
 Prog ID(s): HMS 301  
 Name of Fund: Title XIX - Medicaid (Administration)  
 Legal Authority: Title IV-E, Social Security Act

Contact Name: Carolina Anagaran  
 Phone: (808) 586-5702  
 Fund type (MOF) N  
 Appropriation Acct. No. S-288-K  
S-207-K (5 of 14)

Intended Purpose: Determination and redetermination of a child's eligibility for the Hawaii Medquest Plan.

Source of Revenues: Title XIX (CMS)

Current Program Activities/Allowable Expenses: Administrative support to the Medical Assistance Program.

Purpose of Proposed Ceiling Adjustment (if applicable):

Variances:

Financial Data							
	FY 2018	FY 2019	FY 2020	FY 2021	FY 2022	FY 2023	FY 2024
	(actual)	(actual)	(actual)	(actual)	(actual)	(estimated)	(estimated)
Appropriation Ceiling	355,982	355,861	402,150	201,545	739,927	229,800	229,800
Beginning Cash Balance	0	0	0	0	0	0	0
Revenues	124,192	69,869	68,435	6,049	82,849	82,849	82,849
Expenditures	124,192	69,869	68,435	6,049	82,849	82,849	82,849
<b>Transfers</b>							
List each net transfer in/out/ or projection in/out; list each account number							
Net Total Transfers	0	0	0	0	0	0	0
Ending Cash Balance	0	0	0	0	0	0	0
Encumbrances	0	0	0	0	0		
Unencumbered Cash Balance	0	0	0	0	0	0	0

Additional Information:

Amount Req. by Bond Covenants							
Amount from Bond Proceeds							
Amount Held in CODs, Escrow Accounts, or Other Investments							

**Report on Non-General Fund Information**  
for Submittal to the 2023 Legislature

Department: HMS  
 Prog ID(s): HMS 301  
 Name of Fund: Child Welfare Services  
 Legal Authority: Act 232/94 HRS 346-7.5

Contact Name: Joey Wong  
 Phone: (808) 586-5647  
 Fund type (MOF) B  
 Appropriation Acct. No. S-314-K (21 of 21)

Intended Purpose:

Source of Revenues: DOH fees remitted for issuance of marriage license and fees remitted for certified copies of birth, marriage, and death certificates. (Spouse & Child Abuse)

Current Program Activities/Allowable Expenses: Funding used for services that support or provide spouse or child abuse intervention or prevention

Variances:

Financial Data							
	FY 2018	FY 2019	FY 2020	FY 2021	FY 2022	FY 2023	FY 2024
	(actual)	(actual)	(actual)	(actual)	(actual)	(estimated)	(estimated)
Appropriation Ceiling	1,009,571	1,007,587	1,007,587	1,086,718	1,203,350	1,163,425	1,163,425
Beginning Cash Balance	162,060	2,152	377,323	342,881	232,363	308,779	308,779
Revenues	418,209	444,943	382,421	326,468	404,097	404,097	404,097
Expenditures	578,117	69,772	416,863	436,987	327,681	404,097	404,097
<b>Transfers</b>							
List each net transfer in/out/ or projection in/out; list each account number							
Net Total Transfers	0	0	0	0	0	0	0
Ending Cash Balance	2,152	377,323	342,881	232,363	308,779	308,779	308,779
Encumbrances	191	0	0	195,763	0		
Unencumbered Cash Balance	1,961	377,323	342,881	36,600	308,779	308,779	308,779

Additional Information:

Amount Req. by Bond Covenants							
Amount from Bond Proceeds							
Amount Held in CODs, Escrow Accounts, or Other Investments							

**Report on Non-General Fund Information**  
for Submittal to the 2023 Legislature

Department: HMS  
 Prog ID(s): HMS 301  
 Name of Fund: Adoption Incentive Payments Program  
 Legal Authority: Title IV-E, Social Security Act

Contact Name: Carolina Anagaran  
 Phone: (808) 586-5702  
 Fund type (MOF) P  
 Appropriation Acct. No. S-502-K  
S-207 (4 of 14)

Intended Purpose: Strengthen and improve the federally supported programs to encourage adoptions of children with special needs and encourage support for the family.

Source of Revenues: Title IV-E, Social Security Act (ACF - Adoption Incentive Program)

Current Program Activities/Allowable Expenses: To strengthen & improve the federally supported programs for adoption of needy and dependent children

Purpose of Proposed Ceiling Adjustment (if applicable):

Variances:

Financial Data							
	FY 2018	FY 2019	FY 2020	FY 2021	FY 2022	FY 2023	FY 2024
	(actual)	(actual)	(actual)	(actual)	(actual)	(estimated)	(estimated)
Appropriation Ceiling	245,000	225,000	225,000	0	0	400,000	400,000
Beginning Cash Balance	0	0	0	0	0	0	0
Revenues	0	0	0	0	0		
Expenditures	0	0	0	0	0	400,000	400,000
Transfers							
List each net transfer in/out/ or projection in/out; list each account number							
Net Total Transfers	0	0	0	0	0	0	0
Ending Cash Balance	0	0	0	0	0	0	0
Encumbrances	0	0	0	0	0		
Unencumbered Cash Balance	0	0	0	0	0	0	0
<u>Additional Information:</u>							
Amount Req. by Bond Covenants							
Amount from Bond Proceeds							
Amount Held in CODs, Escrow Accounts, or Other Investments							

**Report on Non-General Fund Information**  
for Submittal to the 2023 Legislature

Department: HMS  
 Prog ID(s): HMS 301  
 Name of Fund: Children's Justice Act  
 Legal Authority: P.L. 100-294

Contact Name: Joey Wong  
 Phone: (808) 586-5647  
 Fund type (MOF) P  
 Appropriation Acct. No. S-508-K (13 of 14)

Intended Purpose: To improve legal and administrative, civil and criminal proceedings relating to the investigation and prosecution of child abuse cases; to create model programs for testing innovative approaches; to reform state laws to provide protection for children.

Source of Revenues: U.S. Department of Health and Human Services - Administration for Children and Families  
 Children's Justice Act Grant

Current Program Activities/Allowable Expenses:

placement prevention; case management; multi-disciplinary team diagnostic consultation; individual & family counseling; group treatment; intra-family sex abuse treatment; mothers & infants-at-risk treatment; permanency planning & adoption; setting of licensing standards for child caring & child placing organizations; recruiting, training, certifying, re-certifying, monitoring & supporting foster parents & relative caregivers.

Variances:

Financial Data							
	FY 2018	FY 2019	FY 2020	FY 2021	FY 2022	FY 2023	FY 2024
	(actual)	(actual)	(actual)	(actual)	(actual)	(estimated)	(estimated)
Appropriation Ceiling	163,388	176,519	325,695	342,178	173,059	108,134	108,134
Beginning Cash Balance	1	58,880	49,945	(0)	(0)	(0)	(0)
Revenues	154,359	58,957	41,705	169,119	68,971	68,971	68,971
Expenditures	95,480	67,892	91,651	169,119	68,971	68,971	68,971
<b>Transfers</b>							
List each net transfer in/out/ or projection in/out; list each account number							
Net Total Transfers	0	0	0	0	0	0	0
Ending Cash Balance	58,880	49,945	(0)	(0)	(0)	(0)	(0)
Encumbrances	0	0	0	0	0		
Unencumbered Cash Balance	58,880	49,945	(0)	(0)	(0)	(0)	(0)

Additional Information:

Amount Req. by Bond Covenants							
Amount from Bond Proceeds							
Amount Held in CODs, Escrow Accounts, or Other Investments							

**Report on Non-General Fund Information**  
for Submittal to the 2023 Legislature

Department: HMS  
 Prog ID(s): HMS 301  
 Name of Fund: Chafee Foster Care Program-CAA Act  
 Legal Authority: P.L. 116-260

Contact Name: Joey Wong  
 Phone: (808) 586-5647  
 Fund type (MOF) N  
 Appropriation Acct. No. S-537

**Intended Purpose:**

Provides temporary flexibilities in the use of funding. This additional funding and flexibility allows agencies to assist youth who had been on track to attend or were attending post-secondary institutions or programs but had their education interrupted due to the COVID-19 pandemic and public health emergency.

Source of Revenues: U.S. Department of Health & Human Services - Administration for Children and Families -

**Current Program Activities/Allowable Expenses:**

ETV funding to be used to help support youth to remain enrolled in a post-secondary education or training program, including expenses that are not part of the cost of attendance (section 3(d)(2) of Division X).

**Variances:**

Financial Data							
	FY 2018	FY 2019	FY 2020	FY 2021	FY 2022	FY 2023	FY 2024
	(actual)	(actual)	(actual)	(estimated)	(actual)	(estimated)	(estimated)
Appropriation Ceiling	0	0	0	265,125	199,797		
Beginning Cash Balance	0	0	0	0	0	0	0
Revenues				0	199,797		
Expenditures				0	199,797		
Transfers							
List each net transfer in/out/ or projection in/out; list each account number							
Net Total Transfers	0	0	0	0	0	0	0
Ending Cash Balance	0	0	0	0	0	0	0
Encumbrances				0	0		
Unencumbered Cash Balance	0	0	0	0	0	0	0
<b>Additional Information:</b>							
Amount Req. by Bond Covenants							
Amount from Bond Proceeds							
Amount Held in CODs, Escrow Accounts, or Other Investments							

**Report on Non-General Fund Information**  
for Submittal to the 2023 Legislature

Department: HMS  
 Prog ID(s): HMS 301  
 Name of Fund: Social Services Block Grant  
 Legal Authority: P.L. 104-193

Contact Name: Joey Wong  
 Phone: (808) 586-5647  
 Fund type (MOF) N  
 Appropriation Acct. No. S-574-K (6 of 14)

Intended Purpose: To provide services suited to individuals to prevent, reduce or eliminate dependency; achieve or maintain self-sufficiency; prevent neglect, abuse or exploitation of children and adults; prevent or reduce inappropriate institutional care; to secure admission or referral for institutional care when other forms of care are not appropriate.

Source of Revenues: U.S. Department of Health & Human Services - Administration for Children and Families  
 Title XX (Child Care and Development Block Grant)

Current Program Activities/Allowable Expenses: Provide services to children or their families whose income is less than 200 percent (200%) of the Federal Poverty Level (FPL) applicable to a family of the size involved.

Variances:

Financial Data							
	FY 2018	FY 2019	FY 2020	FY 2021	FY 2022	FY 2023	FY 2024
	(actual)	(actual)	(actual)	(actual)	(actual)	(estimated)	(estimated)
Appropriation Ceiling						9,857,840	9,857,840
Beginning Cash Balance						0	0
Revenues						5,263,237	5,263,237
Expenditures						5,263,237	5,263,237
<b>Transfers</b>							
List each net transfer in/out/ or projection in/out; list each account number							
Net Total Transfers	0	0	0	0	0	0	0
Ending Cash Balance	0	0	0	0	0	0	0
Encumbrances							
Unencumbered Cash Balance	0	0	0	0	0	0	0

Additional Information:

Amount Req. by Bond Covenants							
Amount from Bond Proceeds							
Amount Held in CODs, Escrow Accounts, or Other Investments							

**Report on Non-General Fund Information**  
for Submittal to the 2023 Legislature

Department: HMS  
 Prog ID(s): HMS 301  
 Name of Fund: Donations for Social Services  
 Legal Authority: Administratively established

Contact Name: Joey Wong  
 Phone: (808) 586-5647  
 Fund type (MOF) T  
 Appropriation Acct. No. T-918-K

Intended Purpose:

Source of Revenues:

Current Program Activities/Allowable Funds are disbursed to meet the acute emergency needs of clients who need immediate cash to purchase food or other goods or services.

Variances:

Financial Data							
	FY 2018	FY 2019	FY 2020	FY 2021	FY 2022	FY 2023	FY 2024
	(actual)	(actual)	(actual)	(actual)	(actual)	(estimated)	(estimated)
Appropriation Ceiling	0	0	0	0	0		
Beginning Cash Balance	1,048,030	954,864	1,101,478	1,097,374	1,085,010	1,071,235	1,071,235
Revenues	434,743	434,657	437,250	408,000	410,000	410,000	410,000
Expenditures	527,909	288,043	441,354	420,365	423,775	410,000	410,000
Transfers							
List each net transfer in/out/ or projection in/out; list each account number							
Net Total Transfers	0	0	0	0	0	0	0
Ending Cash Balance	954,864	1,101,478	1,097,374	1,085,010	1,071,235	1,071,235	1,071,235
Encumbrances	0	59,312	56,528	26,528	0		
Unencumbered Cash Balance	954,864	1,042,166	1,040,846	1,058,482	1,071,235	1,071,235	1,071,235

Additional Information:

Amount Req. by Bond Covenants							
Amount from Bond Proceeds							
Amount Held in CODs, Escrow Accounts, or Other Investments							

**Report on Non-General Fund Information**  
for Submittal to the 2023 Legislature

Department: HMS  
 Prog ID(s): HMS 303  
 Name of Fund: Child Placement Board & Related Client  
 Legal Authority: Title IV-E, Social Security Act

Contact Name: Carolina Anagaran  
 Phone: (808) 586-5702  
 Fund type (MOF) N  
 Appropriation Acct. No. S-203-K

Intended Purpose: Strengthen and improve the federally supported programs for adoption assistance of needy and dependent children.

Source of Revenues: Title IV-E, Social Security Act (ACF - Adoption Assistance Program)

Current Program Activities/Allowable Expenses: Providing caregivers the means to provide an adequate standard of living for the children in their care by setting and maintaining reimbursement rates for the children's basic living costs.

Purpose of Proposed Ceiling Adjustment (if applicable):

Variances:

Financial Data							
	FY 2018	FY 2019	FY 2020	FY 2021	FY 2022	FY 2023	FY 2024
	(actual)	(actual)	(actual)	(actual)	(actual)	(estimated)	(estimated)
Appropriation Ceiling	15,056,042	16,180,278	16,582,052	18,905,948	24,856,363	20,000,000	20,000,000
Beginning Cash Balance	0	0	0	0	0	0	0
Revenues	13,777,684	14,626,682	12,650,429	9,954,027	17,662,435	17,662,435	17,662,435
Expenditures	13,777,684	14,626,682	12,650,429	9,954,027	17,662,435	17,662,435	17,662,435
Transfers							
List each net transfer in/out/ or projection in/out; list each account number							
Net Total Transfers	0	0	0	0	0	0	0
Ending Cash Balance	0	0	0	0	0	0	0
Encumbrances	0	0	0	0	0		
Unencumbered Cash Balance	0	0	0	0	0	0	0

Additional Information:

Amount Req. by Bond Covenants							
Amount from Bond Proceeds							
Amount Held in CODs, Escrow Accounts, or Other Investments							



**Report on Non-General Fund Information**  
for Submittal to the 2023 Legislature

Department: HMS  
 Prog ID(s): HMS 303  
 Name of Fund: Child Placement Board & Related Client  
 Legal Authority: Title IV-E, Social Security Act

Contact Name: Carolina Anagaran  
 Phone: (808) 586-5702  
 Fund type (MOF) N  
 Appropriation Acct. No. S-289-K

Intended Purpose: Strengthen and improve the federally supported programs for foster care of needy and dependent children.

Source of Revenues: Title IV-E, Social Security Act (ACF - Foster Care Program)

Current Program Activities/Allowable Expenses: Providing caregivers the means to provide an adequate standard of living for the children in their care by setting and maintaining reimbursement rates for the children's basic living costs.

Purpose of Proposed Ceiling Adjustment (if applicable):

Variances:

Financial Data							
	FY 2018	FY 2019	FY 2020	FY 2021	FY 2022	FY 2023	FY 2024
	(actual)	(actual)	(actual)	(actual)	(actual)	(estimated)	(estimated)
Appropriation Ceiling	4,295,208	6,219,184	4,046,282	3,970,154	3,551,685	5,750,000	5,750,000
Beginning Cash Balance	0	0	0	0	0	0	0
Revenues	2,940,333	5,089,603	3,783,383	3,152,047	2,838,453	2,838,453	2,838,453
Expenditures	2,940,333	5,089,603	3,783,383	3,152,047	2,838,453	2,838,453	2,838,453
Transfers							
List each net transfer in/out/ or projection in/out; list each account number							
Net Total Transfers	0	0	0	0	0	0	0
Ending Cash Balance	0	0	0	0	0	0	0
Encumbrances	0	0	0	0	0		
Unencumbered Cash Balance	0	0	0	0	0	0	0

Additional Information:

Amount Req. by Bond Covenants							
Amount from Bond Proceeds							
Amount Held in CODs, Escrow Accounts, or Other Investments							

**Report on Non-General Fund Information**  
for Submittal to the 2023 Legislature

Department: HMS  
 Prog ID(s): HMS 303  
 Name of Fund: Child Placement Board & Related Client  
 Legal Authority: Title IV-E, Social Security Act

Contact Name: Carolina Anagaran  
 Phone: (808) 586-5702  
 Fund type (MOF) N  
 Appropriation Acct. No. S-512-K

Intended Purpose: Strengthen and improve the federally supported programs for guardianship assistance of needy and dependent children.

Source of Revenues: Title IV-E, Social Security Act (ACF - Guardianship Assistance Program)

Current Program Activities/Allowable Expenses: Providing caregivers the means to provide an adequate standard of living for the children in their care by setting and maintaining reimbursement rates for the children's basic living costs.

Purpose of Proposed Ceiling Adjustment (if applicable):

Variances:

Financial Data							
	FY 2018	FY 2019	FY 2020	FY 2021	FY 2022	FY 2023	FY 2024
	(actual)	(actual)	(actual)	(actual)	(actual)	(estimated)	(estimated)
Appropriation Ceiling	1,888,957	2,823,183	3,214,766	4,273,847	5,917,854	3,600,000	3,600,000
Beginning Cash Balance	0	0	0	0	0	0	0
Revenues	1,557,033	2,582,733	2,224,663	2,156,645	3,391,794	3,391,794	3,391,794
Expenditures	1,557,033	2,582,733	2,224,663	2,156,645	3,391,794	3,391,794	3,391,794
Transfers							
List each net transfer in/out/ or projection in/out; list each account number							
Net Total Transfers	0	0	0	0	0	0	0
Ending Cash Balance	0	0	0	0	0	0	0
Encumbrances	0	0	0	0	0		
Unencumbered Cash Balance	0	0	0	0	0	0	0

Additional Information:

Amount Req. by Bond Covenants							
Amount from Bond Proceeds							
Amount Held in CODs, Escrow Accounts, or Other Investments							

**Report on Non-General Fund Information**  
for Submittal to the 2023 Legislature

Department: HMS  
 Prog ID(s): HMS 601  
 Name of Fund: Adult Community Care Services  
 Legal Authority: P.L. 93-647 Title XX SSA

Contact Name: Joey Wong  
 Phone: (808) 586-5647  
 Fund type (MOF) N  
 Appropriation Acct. No. S-221-K

Intended Purpose: Funds are from the SSBG for social services best suited to the needs of the individuals residing in the State, prevent , reduce, or eliminate dependency; to achieve or maintain self-sufficiency.

Source of Revenues: U.S. Department of Health & Human Services - Administration for Children and Families  
 Title XX (Social Services Block Grant)

Current Program Activities/Allowable Expenses: Provide income eligible and current recipients of public assistance an array of services which will effectively prevent premature institutionalization of elderly/disabled adults; can be provided thru agency staff or thru purchase of services

Variances:

Financial Data							
	FY 2018	FY 2019	FY 2020	FY 2021	FY 2022	FY 2023	FY 2024
	(actual)	(actual)	(actual)	(actual)	(actual)	(estimated)	(estimated)
Appropriation Ceiling	704,650	1,072,724	1,132,771	1,048,622	1,076,864	725,550	725,550
Beginning Cash Balance	411,488	10,782	351,037	6,621	52,736	136,007	219,278
Revenues	(89,368)	754,282	189,228	528,605	523,837	523,837	523,837
Expenditures	311,338	414,027	533,644	482,490	440,566	440,566	440,566
Transfers							
List each net transfer in/out/ or projection in/out; list each account number							
Net Total Transfers	0	0	0	0	0	0	0
Ending Cash Balance	10,782	351,037	6,621	52,736	136,007	219,278	302,549
Encumbrances	0	0	0	9,637	9,637		
Unencumbered Cash Balance	10,782	351,037	6,621	43,099	126,370	219,278	302,549

Additional Information:

Amount Req. by Bond Covenants							
Amount from Bond Proceeds							
Amount Held in CODs, Escrow Accounts, or Other Investments							

**Report on Non-General Fund Information**  
for Submittal to the 2023 Legislature

Department: HMS  
 Prog ID(s): HMS 601  
 Name of Fund: Adult Community Care Services  
 Legal Authority: P.L. 16-579

Contact Name: Joey Wong  
 Phone: (808) 586-5647  
 Fund type (MOF) N  
 Appropriation Acct. No. S-221-K

Intended Purpose: Investigate reported incidents of financial exploitation and utilize skills of an investigator/auditor to evaluate financial documents/ records and to refer appropriate cases to law enforcement agencies for criminal prosecution. Account balance was zeroed out in FY 2012.

Source of Revenues: Subgrant from Dept of the Attorney General for the Financial Exploitation Program

Current Program Activities/Allowable Expenses: Case management activities to prevent further financial exploitation.

Variances: Program no longer receives federal funds.

Financial Data							
	FY 2018	FY 2019	FY 2020	FY 2021	FY 2022	FY 2023	FY 2024
	(actual)	(actual)	(actual)	(actual)	(actual)	(estimated)	(estimated)
Appropriation Ceiling					0		
Beginning Cash Balance	0	0	0	0	0	0	0
Revenues					0		
Expenditures					0		
Transfers							
List each net transfer in/out/ or projection in/out; list each account number							
Net Total Transfers	0	0	0	0	0	0	0
Ending Cash Balance	0	0	0	0	0	0	0
Encumbrances	0	0	0	0	0		
Unencumbered Cash Balance	0	0	0	0	0	0	0

Additional Information:

Amount Req. by Bond Covenants							
Amount from Bond Proceeds							
Amount Held in CODs, Escrow Accounts, or Other Investments							

**Report on Non-General Fund Information**  
for Submittal to the 2023 Legislature

Department: HMS  
 Prog ID(s): HMS 601  
 Name of Fund: Adult Community Care Services  
 Legal Authority: Domestic Volunteer Service Act of 1973, (42 USC Chapter 22)

Contact Name: Joey Wong  
 Phone: (808) 586-5647  
 Fund type (MOF) N  
 Appropriation Acct. No. S-221-K

Intended Purpose: Account balance as of FY2013 was zero. In FY2014, S-221 is now under HMS 601.

Source of Revenues: Corporation for National & Community Service - Retired Senior & Volunteer Program

Current Program Activities/Allowable Expenses: To assist in carrying out a national service program as authorized by the Domestic Volunteer Service Act of 1973, as amended (42 USC, Chapter 22).

Variances: Program no longer receives federal funds.

Financial Data							
	FY 2018	FY 2019	FY 2020	FY 2021	FY 2022	FY 2023	FY 2024
	(actual)	(actual)	(actual)	(actual)	(actual)	(estimated)	(estimated)
Appropriation Ceiling					0		
Beginning Cash Balance	0	0	0	0	0	0	0
Revenues					0		
Expenditures					0		
Transfers							
List each net transfer in/out/ or projection in/out; list each account number							
Net Total Transfers	0	0	0	0	0	0	0
Ending Cash Balance	0	0	0	0	0	0	0
Encumbrances	0	0	0	0	0		
Unencumbered Cash Balance	0	0	0	0	0	0	0

Additional Information:

Amount Req. by Bond Covenants							
Amount from Bond Proceeds							
Amount Held in CODs, Escrow Accounts, or Other Investments							

**Report on Non-General Fund Information**  
for Submittal to the 2023 Legislature

Department: HMS  
 Prog ID(s): HMS 601  
 Name of Fund: Adult Community Care Services  
 Legal Authority: Sec 1102, 49 stat, 647 (42 US 1302)

Contact Name: Joey Wong  
 Phone: (808) 586-5647  
 Fund type (MOF) N  
 Appropriation Acct. No. S-292-K  
 prior to FY 2014 appn is S-221

Intended Purpose: General support for health care - adults.

Source of Revenues: U.S. Department of Health & Human Services - Centers for Medicare & Medicaid Services - Medical Title XIX

Current Program Activities/Allowable Expenses: Provide financial assistance for payment of medical assistance on behalf of cash assistance recipients and other medically needy, who except for income and resources are categorically eligible.

Variations: Program no longer receives federal funds.

Financial Data							
	FY 2018	FY 2019	FY 2020	FY 2021	FY 2022	FY 2023	FY 2024
	(actual)	(actual)	(actual)	(actual)	(actual)	(estimated)	(estimated)
Appropriation Ceiling	48,163	0	0	0	0		
Beginning Cash Balance	9,523	9,523	0	0	0	0	0
Revenues		0	0	0	0		
Expenditures		9,523	0	0	0		
<b>Transfers</b>							
List each net transfer in/out/ or projection in/out; list each account number							
Net Total Transfers	0	0	0	0	0	0	0
Ending Cash Balance	9,523	0	0	0	0	0	0
Encumbrances	0	0	0	0	0		
Unencumbered Cash Balance	9,523	0	0	0	0	0	0

Additional Information:

Amount Req. by Bond Covenants							
Amount from Bond Proceeds							
Amount Held in CODs, Escrow Accounts, or Other Investments							

**Report on Non-General Fund Information**  
for Submittal to the 2023 Legislature

Department: HMS  
 Prog ID(s): HMS 601  
 Name of Fund: Adult Community Care Services  
 Legal Authority: P.L. 93-113 Title II Sec 211

Contact Name: Joey Wong  
 Phone: (808) 586-5647  
 Fund type (MOF) P  
 Appropriation Acct. No. S-504-K  
 prior to FY 2014 appn is S-221

Intended Purpose: To assist the State in carrying out a national service program as authorized by the Domestic and Volunteer Service Act of 1973, as amended (42 U.S.C. Chapter 22).

Source of Revenues: Corporation for National & Community Service - Senior Companion Program

Current Program Activities/Allowable Expenses: Volunteer opportunities with stipends for low-income senior citizens age 60 or over to provide supportive services based on a care plan to service older adults with health-related problems in their own homes.

Variations:

Financial Data							
	FY 2018	FY 2019	FY 2020	FY 2021	FY 2022	FY 2023	FY 2024
	(actual)	(actual)	(actual)	(actual)	(actual)	(estimated)	(estimated)
Appropriation Ceiling	457,679	572,286	543,268	368,097	508,305	470,240	470,240
Beginning Cash Balance	84,337	21,592	77,407	562	2,020	8,843	18,666
Revenues	170,007	414,834	124,644	215,347	225,605	225,605	225,605
Expenditures	232,752	359,019	201,489	213,889	218,782	215,782	215,782
Transfers							
List each net transfer in/out/ or projection in/out; list each account number							
Net Total Transfers	0	0	0	0	0	0	0
Ending Cash Balance	21,592	77,407	562	2,020	8,843	18,666	28,489
Encumbrances	0	0	0	0	0		
Unencumbered Cash Balance	21,592	77,407	562	2,020	8,843	18,666	28,489

Additional Information:

Amount Req. by Bond Covenants							
Amount from Bond Proceeds							
Amount Held in CODs, Escrow Accounts, or Other Investments							

**Report on Non-General Fund Information**  
for Submittal to the 2023 Legislature

Department: HMS  
 Prog ID(s): HMS 601  
 Name of Fund: Adult Community Care Services  
 Legal Authority: P.L. 93-113 Title II Sec 211

Contact Name: Joey Wong  
 Phone: (808) 586-5647  
 Fund type (MOF) N  
 Appropriation Acct. No. S-509-K  
 prior to FY 2014 appn is S-221

Intended Purpose: To assist the State in carrying out a national service program as authorized by the Domestic and Volunteer Service Act of 1973, as amended (42 U.S.C. Chapter 22).

Source of Revenues: Corporation for National & Community Service - Foster Grandparent Program

Current Program Activities/Allowable Expenses: Provide part-time volunteer opportunities with stipends for low-income persons age 60 or over. To render supportive person-to-person services in health, education, welfare and related residential and other settings to children having exceptional needs.

Variations:

Financial Data							
	FY 2018	FY 2019	FY 2020	FY 2021	FY 2022	FY 2023	FY 2024
	(actual)	(actual)	(actual)	(actual)	(actual)	(estimated)	(estimated)
Appropriation Ceiling	508,848	614,511	456,781	560,434	555,983	542,120	542,120
Beginning Cash Balance	140,228	30,928	190,571	19,898	45,580	45,580	45,580
Revenues	241,831	606,645	214,225	518,685	356,078	356,078	356,078
Expenditures	351,131	447,002	384,898	493,003	356,078	356,078	356,078
Transfers							
List each net transfer in/out/ or projection in/out; list each account number							
Net Total Transfers	0	0	0	0	0	0	0
Ending Cash Balance	30,928	190,571	19,898	45,580	45,580	45,580	45,580
Encumbrances	0	0	0	0	0		
Unencumbered Cash Balance	30,928	190,571	19,898	45,580	45,580	45,580	45,580

Additional Information:

Amount Req. by Bond Covenants							
Amount from Bond Proceeds							
Amount Held in CODs, Escrow Accounts, or Other Investments							



**Report on Non-General Fund Information**  
for Submittal to the 2023 Legislature

Department: HMS  
 Prog ID(s): HMS 601  
 Name of Fund: Adult Community Care Services  
 Legal Authority: P.L. 16-579

Contact Name: Joey Wong  
 Phone: (808) 586-5647  
 Fund type (MOF) N  
 Appropriation Acct. No. S-510-K  
 prior to FY 2014 appn is S-221

Intended Purpose: Case management for elderly victims of crime.

Source of Revenues: Subgrant from the Dept of the Attorney General for the Case Management for Elderly Victims of Crimes

Current Program Activities/Allowable Expenses: Improve services to elderly victims of abuse

Variances: Program no longer receives federal funds.

Financial Data							
	FY 2018	FY 2019	FY 2020	FY 2021	FY 2022	FY 2023	FY 2024
	(actual)	(actual)	(actual)	(actual)	(actual)	(estimated)	(estimated)
Appropriation Ceiling	0	0	54,443	0	0		
Beginning Cash Balance	67,919	67,919	54,443	(0)	(0)	(0)	(0)
Revenues	0	0	0	0	0		
Expenditures	0	13,476	54,443	0	0		
<b>Transfers</b>							
List each net transfer in/out/ or projection in/out; list each account number							
Net Total Transfers	0	0	0	0	0	0	0
Ending Cash Balance	67,919	54,443	(0)	(0)	(0)	(0)	(0)
Encumbrances	0	0	0	0	0		
Unencumbered Cash Balance	67,919	54,443	(0)	(0)	(0)	(0)	(0)

Additional Information:

Amount Req. by Bond Covenants							
Amount from Bond Proceeds							
Amount Held in CODs, Escrow Accounts, or Other Investments							

**Report on Non-General Fund Information**  
for Submittal to the 2023 Legislature

Department: HMS  
 Prog ID(s): HMS 601  
 Name of Fund: Respite Companion Program  
 Legal Authority: Older Americans Act

Contact Name: Joey Wong  
 Phone: (808) 586-5647  
 Fund type (MOF) P  
 Appropriation Acct. No. S-528-K  
 prior to FY 2014 appn is S-318

Intended Purpose: Foster economic self-sufficiency, provide career skills training, and promote useful part-time employment through community service assignment; assists unemployed, low-income seniors re-enter the workforce. Develop, implement, and evaluate successful or promising interventions, practices, and programs to prevent elder abuse, neglect, and exploitation, including adult protective service programs.

Source of Revenues: Subgrant from the State Department of Labor & Industrial Relations

Current Program Activities/Allowable Expenses: Limited personal care services to frail elderly clients.

Variations:

Financial Data							
	FY 2018	FY 2019	FY 2020	FY 2021	FY 2022	FY 2023	FY 2024
	(actual)	(actual)	(actual)	(actual)	(actual)	(estimated)	(estimated)
Appropriation Ceiling	280,376	244,701	234,240	248,712	216,971	228,712	228,712
Beginning Cash Balance	221,146	99,082	28,038	5,763	10,181	7,270	4,359
Revenues	15,218	317,992	114,833	105,491	67,658	67,658	67,658
Expenditures	137,282	389,036	137,108	101,073	70,569	70,569	70,569
Transfers							
List each net transfer in/out/ or projection in/out; list each account number							
Net Total Transfers	0	0	0	0	0	0	0
Ending Cash Balance	99,082	28,038	5,763	10,181	7,270	4,359	1,448
Encumbrances	0	0	0	0	0		
Unencumbered Cash Balance	99,082	28,038	5,763	10,181	7,270	4,359	1,448

Additional Information:

Amount Req. by Bond Covenants							
Amount from Bond Proceeds							
Amount Held in CODs, Escrow Accounts, or Other Investments							

**Report on Non-General Fund Information**  
for Submittal to the 2023 Legislature

Department: HMS  
 Prog ID(s): HMS 601  
 Name of Fund: APS Data Quality Improvement Project  
 Legal Authority: Title XX of SSA, Subtitle B Sec 2042

Contact Name: Joey Wong  
 Phone: (808) 586-5647  
 Fund type (MOF) P  
 Appropriation Acct. No. S-551-K

Intended Purpose: To initiate QA process to identify completion of conducted investigations, add new computer data to identify victim information and case processing, and participation with NAMRS.

Source of Revenues: DHHS ACL - AOA Elder Justice & Adult Protective Services APS Grants to States

Current Program Activities/Allowable Expenses: QA Process to identify completion of conducted investigations, add new computer data to identify victim information and case processing, and participation with NAMRS.

Variances:

Financial Data							
	FY 2018	FY 2019	FY 2020	FY 2021	FY 2022	FY 2023	FY 2024
	(actual)	(actual)	(actual)	(actual)	(actual)	(estimated)	(estimated)
Appropriation Ceiling	212,898	118,683	54,688	0	645,450	637,407	318,703
Beginning Cash Balance	0	235	0	0	0	0	0
Revenues	94,449	63,761	22,441	0	8,043	318,703	318,703
Expenditures	94,214	63,996	22,441	0	8,043	318,703	318,703
<b>Transfers</b>							
List each net transfer in/out/ or projection in/out; list each account number							
Net Total Transfers	0	0	0	0	0	0	0
Ending Cash Balance	235	0	0	0	0	0	0
Encumbrances	0	0	0	0	0		
Unencumbered Cash Balance	235	0	0	0	0	0	0

Additional Information:

Amount Req. by Bond Covenants							
Amount from Bond Proceeds							
Amount Held in CODs, Escrow Accounts, or Other Investments							

**Report on Non-General Fund Information**  
for Submittal to the 2023 Legislature

Department: HMS  
 Prog ID(s): HMS 601  
 Name of Fund: APS-CAA Act  
 Legal Authority: P.L. 116-260

Contact Name: Joey Wong  
 Phone: (808) 586-5647  
 Fund type (MOF) P  
 Appropriation Acct. No. S-21-551

**Intended Purpose:**

Funds expended from the Coronavirus Response and Relief Supplemental Appropriations Act, 2021 are to be spent in accordance with Elder Justice Act Section 2042(b) for APS programs to respond to the Coronavirus Emergency. Funds awarded under this opportunity will provide Adult Protective Services programs (APS) in the States and territories with resources related to their response during the Coronavirus Public Health Emergency.

Source of Revenues: DHHS ACL - Elder Justice

**Current Program Activities/Allowable Expenses:**

Purchase of equipment and associated technologies that will allow for secure remote work and enhance APS workers' ability to interview and investigate while they cannot physically visit during to COVID-19 crisis. This may include purchase and/or reimbursement of expenses related to remote work; such as laptops, smart phones, electronic tablets.

**Variances:**

Financial Data							
	FY 2018	FY 2019	FY 2020	FY 2021	FY 2022	FY 2023	FY 2024
	(actual)	(actual)	(actual)	(actual)	(actual)	(estimated)	(estimated)
Appropriation Ceiling				704,100	0	704,100	352,050
Beginning Cash Balance	0	0	0	0	0	0	0
Revenues				0	0	352,050	352,050
Expenditures				0	0	352,050	352,050
Transfers							
List each net transfer in/out/ or projection in/out; list each account number							
Net Total Transfers	0	0	0	0	0	0	0
Ending Cash Balance	0	0	0	0	0	0	0
Encumbrances	0	0	0	0	0		
Unencumbered Cash Balance	0	0	0	0	0	0	0
<b>Additional Information:</b>							
Amount Req. by Bond Covenants							
Amount from Bond Proceeds							
Amount Held in CODs, Escrow Accounts, or Other Investments							

**Report on Non-General Fund Information**  
for Submittal to the 2023 Legislature

Department: HMS  
 Prog ID(s): HMS 601  
 Name of Fund: Foster Grandparent Program Account  
 Legal Authority: Bretzlaff Foundation Endowment

Contact Name: Joey Wong  
 Phone: (808) 586-5647  
 Fund type (MOF) T  
 Appropriation Acct. No. T-924-K

Intended Purpose: Private donations. Provide services related to foster grandparents including recruitment.

Source of Revenues: Bretzlaff Endowment Foundation through the Hawaii Justice Foundation

Current Program Activities/Allowable Expenses: Monies used to increase the number of foster grandparents and to defray related expenses purchase food or other goods or services.

Variances:

Financial Data							
	FY 2018	FY 2019	FY 2020	FY 2021	FY 2022	FY 2023	FY 2024
	(actual)	(actual)	(actual)	(actual)	(actual)	(estimated)	(estimated)
Appropriation Ceiling	0	0	0	0	0	0	0
Beginning Cash Balance	34,088	43,148	30,788	40,730	52,008	63,851	63,851
Revenues	9,060	13,050	11,000	11,900	13,000	13,000	13,000
Expenditures	0	25,410	1,058	621	1,157	13,000	13,000
Transfers							
List each net transfer in/out/ or projection in/out; list each account number							
Net Total Transfers	0	0	0	0	0	0	0
Ending Cash Balance	43,148	30,788	40,730	52,008	63,851	63,851	63,851
Encumbrances	0	0	0	0	0		
Unencumbered Cash Balance	43,148	30,788	40,730	52,008	63,851	63,851	63,851

Additional Information:

Amount Req. by Bond Covenants							
Amount from Bond Proceeds							
Amount Held in CODs, Escrow Accounts, or Other Investments							

**Report on Non-General Fund Information**  
for Submittal to the 2023 Legislature

Department: HMS  
 Prog ID(s): HMS 901  
 Name of Fund: Foster Care Program  
 Legal Authority: Title IV-E, Social Security Act

Contact Name: Carolina Anagaran  
 Phone: (808) 586-5702  
 Fund type (MOF) N  
 Appropriation Acct. No. S-244-K

Intended Purpose: Strengthen and improve the federally supported programs for foster care of needy and dependent children.

Source of Revenues: Title IV-E, Social Security Act (ACF - Foster Care Program)

Current Program Activities/Allowable Expenses: Administration of programs for foster care of needy and dependent children, adoption of special needs and guardianship assistance.

Purpose of Proposed Ceiling Adjustment (if applicable):

Variances:

Financial Data							
	FY 2018	FY 2019	FY 2020	FY 2021	FY 2022	FY 2023	FY 2024
	(actual)	(actual)	(actual)	(actual)	(actual)	(estimated)	(estimated)
Appropriation Ceiling	2,941,687	2,736,883	2,979,897	2,793,442	3,423,478	2,570,000	2,570,000
Beginning Cash Balance	0	0	0	0	0	0	0
Revenues	365,504	2,326,409	1,979,034	544,476	1,751,997	1,751,997	1,751,997
Expenditures	365,504	2,326,409	1,979,034	544,476	1,751,997	1,751,997	1,751,997
Transfers							
List each net transfer in/out/ or projection in/out; list each account number							
Net Total Transfers	0	0	0	0	0	0	0
Ending Cash Balance	0	0	0	0	0	0	0
Encumbrances	0	0	0	0	0		
Unencumbered Cash Balance	0	0	0	0	0	0	0

Additional Information:

Amount Req. by Bond Covenants							
Amount from Bond Proceeds							
Amount Held in CODs, Escrow Accounts, or Other Investments							

**Report on Non-General Fund Information**  
for Submittal to the 2023 Legislature

Department: HMS  
 Prog ID(s): HMS 901  
 Name of Fund: Adoption Assistance Program  
 Legal Authority: Title IV-E, Social Security Act

Contact Name: Carolina Anagaran  
 Phone: (808) 586-5702  
 Fund type (MOF) N  
 Appropriation Acct. No. S-513-K  
 FY appro no. S-244-K

Intended Purpose: Strengthen and improve the federally supported programs for adoption assistance of needy and dependent children.

Source of Revenues: Title IV-E, Social Security Act (ACF - Adoption Assistance Program)

Current Program Activities/Allowable Expenses: Administration of programs for foster care of needy and dependent children, adoption of special needs and guardianship assistance.

Purpose of Proposed Ceiling Adjustment (if applicable):  
 Variances:

Financial Data							
	FY 2018	FY 2019	FY 2020	FY 2021	FY 2022	FY 2023	FY 2024
	(actual)	(actual)	(actual)	(actual)	(actual)	(estimated)	(estimated)
Appropriation Ceiling	75,609	112,268	77,599	77,475	113,924	64,685	64,685
Beginning Cash Balance	0	0	0	0	0	0	0
Revenues	23,872	83,116	43,407	21,940	53,855	53,855	53,855
Expenditures	23,872	83,116	43,407	21,940	53,855	53,855	53,855
<b>Transfers</b>							
List each net transfer in/out/ or projection in/out; list each account number							
Net Total Transfers	0	0	0	0	0	0	0
Ending Cash Balance	0	0	0	0	0	0	0
Encumbrances	0	0	0	0	0		
Unencumbered Cash Balance	0	0	0	0	0	0	0

Additional Information:

Amount Req. by Bond Covenants							
Amount from Bond Proceeds							
Amount Held in CODs, Escrow Accounts, or Other Investments							

**Report on Non-General Fund Information**  
for Submittal to the 2023 Legislature

Department: HMS  
 Prog ID(s): HMS 901  
 Name of Fund: Guardianship Assistance Program  
 Legal Authority: Title IV-E, Social Security Act

Contact Name: Carolina Anagaran  
 Phone: (808) 586-5702  
 Fund type (MOF) N  
 Appropriation Acct. No. S-514-K  
 FY appro no. S-244-K

Intended Purpose: Strengthen and improve the federally supported programs for guardianship assistance of needy and dependent children.

Source of Revenues: Title IV-E, Social Security Act (ACF - Guardianship Assistance Programs)

Current Program Activities/Allowable Expenses: Administration of programs for guardianship of needy and dependent children.

Purpose of Proposed Ceiling Adjustment (if applicable):

Variances:

Financial Data							
	FY 2018	FY 2019	FY 2020	FY 2021	FY 2022	FY 2023	FY 2024
	(actual)	(actual)	(actual)	(actual)	(actual)	(estimated)	(estimated)
Appropriation Ceiling	28,570	77,641	125,665	146,698	243,992	80,000	80,000
Beginning Cash Balance	0	0	0	0	0	0	0
Revenues	8,059	31,290	64,545	7,335	59,530	59,530	59,530
Expenditures	8,059	31,290	64,545	7,335	59,530	59,530	59,530
<b>Transfers</b>							
List each net transfer in/out/ or projection in/out; list each account number							
Net Total Transfers	0	0	0	0	0	0	0
Ending Cash Balance	0	0	0	0	0	0	0
Encumbrances	0	0	0	0	0		
Unencumbered Cash Balance	0	0	0	0	0	0	0
<b>Additional Information:</b>							
Amount Req. by Bond Covenants							
Amount from Bond Proceeds							
Amount Held in CODs, Escrow Accounts, or Other Investments							



**Report on Non-General Fund Information**  
for Submittal to the 2023 Legislature

Department: HMS  
 Prog ID(s): HMS 901  
 Name of Fund: General Support for Health Care Payments  
 Legal Authority: Title IV-E, Social Security Act

Contact Name: Carolina Anagaran  
 Phone: (808) 586-5702  
 Fund type (MOF) N  
 Appropriation Acct. No. S-515  
 FY appro no. S-244-K

Intended Purpose: Determination and redetermination of a child's eligibility for the Hawaii Medquest Plan.

Source of Revenues: Title XIX (CMS)

Current Program Activities/Allowable Expenses: Administrative support to the Medical Assistance Program.

Purpose of Proposed Ceiling Adjustment (if applicable):

Variances:

Financial Data							
	FY 2018	FY 2019	FY 2020	FY 2021	FY 2022	FY 2023	FY 2024
	(actual)	(actual)	(actual)	(actual)	(actual)	(estimated)	(estimated)
Appropriation Ceiling	29,373	34,875	38,604	20,108	71,737	22,059	22,059
Beginning Cash Balance	0	0	0	0	0	0	0
Revenues	11,076	4,641	5,012	461	4,208	4,208	4,208
Expenditures	11,076	4,641	5,012	461	4,208	4,208	4,208
<b>Transfers</b>							
List each net transfer in/out/ or projection in/out; list each account number							
Net Total Transfers	0	0	0	0	0	0	0
Ending Cash Balance	0	0	0	0	0	0	0
Encumbrances	0	0	0	0	0		
Unencumbered Cash Balance	0	0	0	0	0	0	0

Additional Information:

Amount Req. by Bond Covenants							
Amount from Bond Proceeds							
Amount Held in CODs, Escrow Accounts, or Other Investments							

**Report on Non-General Fund Information**  
for Submittal to the 2023 Legislature

Department: HMS  
 Program ID(s): HMS 220  
 Name of Fund: Housing Revolving Fund  
 Legal Authority: 356D-45

Contact Name: Bennett Liu  
 Phone Number: 832-4486  
 Fund Type (MOF): W  
 Appropriation Account Number S-308-K

Intended Purpose: Management, Operation and Maintenance of State Low Income Housing Projects

Source of Revenues: Rentals, Fees Reimbursements and Charges

Current Program Activities/Allowable Expenses: Management, Operation and Maintenance of State Low Income Housing Projects

Variations: The main source of revenues is the rent collected from tenants. The amounts of rents paid by tenants are determined based on tenants' income which varies every year. The variations of expenditures are due to the expense amounts being paid by G-020-K vary each year.

Financial Data							
	FY 2018	FY 2019	FY 2020	FY 2021	FY 2022	FY 2023	FY 2024
	(actual)	(actual)	(actual)	(actual)	(actual)	(estimated)	(estimated)
Appropriation Ceiling							
Beginning Cash Balance	1,791,595	1,309,899	1,210,814	1,118,781	335,366	986,252	719,557
Revenues	1,281,781	1,471,421	1,730,673	1,565,379	1,926,309	1,612,340	1,660,711
Expenditures	1,763,477	1,570,507	1,822,706	2,348,794	1,275,423	1,879,035	1,935,406
Transfers							
List each net transfer in/out/ or projection in/out; list each account number							
Net Total Transfers	0	0	0	0	0	0	0
Ending Cash Balance	1,309,899	1,210,814	1,118,781	335,366	986,252	719,557	444,862
Encumbrances	200,000	245,159	293,276	281,624	347,513	179,889	111,215
Unencumbered Cash Balance	1,109,899	965,654	825,505	53,742	638,739	539,668	333,646

Additional Information:

Amount Requested by Bond Covenants							
Amount from Bond Proceeds							
Amount Held in CODs, Escrow Accounts, or Other Investments							

**Report on Non-General Fund Information**  
for Submittal to the 2023 Legislature

Department: HMS  
 Program ID(s): HMS 220  
 Name of Fund: Rental Housing Augmentation / Assist Revolving  
 Legal Authority: 356D-45

Contact Name: Bennett Liu  
 Phone Number: 832-4486  
 Fund Type (MOF): W  
 Appropriation Account Number S-332-K

Intended Purpose: Development, Operation and Maintenance of All State Rental Housing Projects

Source of Revenues: All Funds Received by the Authority Under or Pursuant to this Act and / or the Housing Act of 1949

Current Program Activities/Allowable Expenses: Operation and Maintenance of all State Rental Housing Projects

Variances: Expenditures processed through this account vary each year. The funds to be deposited into this account are based on the need to pay expenditures.

Financial Data							
	FY 2018	FY 2019	FY 2020	FY 2021	FY 2022	FY 2023	FY 2024
	(actual)	(actual)	(actual)	(actual)	(actual)	(estimated)	(estimated)
Appropriation Ceiling							
Beginning Cash Balance	8,347,302	8,340,148	9,618,000	7,700,109	2,896,360	520,050	72,450
Revenues	32,540,923	30,508,328	27,428,803	28,404,619	26,663,842	29,463,757	30,797,670
Expenditures	32,548,077	29,230,476	29,346,694	33,208,368	29,040,152	29,911,357	30,808,698
Transfers							
List each net transfer in/out/ or projection in/out; list each account number							
Net Total Transfers	0	0	0	0	0	0	0
Ending Cash Balance	8,340,148	9,618,000	7,700,109	2,896,360	520,050	72,450	61,422
Encumbrances							
Unencumbered Cash Balance	8,340,148	9,618,000	7,700,109	2,896,360	520,050	72,450	61,422

Additional Information:

Amount Requested by Bond Covenants							
Amount from Bond Proceeds							
Amount Held in CODs, Escrow Accounts, or Other Investments							

**Report on Non-General Fund Information**  
for Submittal to the 2023 Legislature

Department: HMS  
 Program ID(s): HMS 220  
 Name of Fund: Housing for Elders Revolving Fund  
 Legal Authority: 356D-72

Contact Name: Bennett Liu  
 Phone Number: 832-4486  
 Fund Type (MOF): W  
 Appropriation Account Number S-337-K

Intended Purpose: Funds are expended for management, operation and maintenance of all Elderly Housing Projects.

Source of Revenues: All funds collected pursuant to this act are deposited into this fund.

Current Program Activities/Allowable Expenses: Funds are expended for management, operation and maintenance of all Elderly Housing Projects.

Variances: The main source of revenues is the rent collected from tenants. The amounts of rents paid by tenants are determined based on tenants' income which varies every year. The variances of expenditures are due to the expense amounts being paid by G-020-K vary each year.

Financial Data							
	FY 2018	FY 2019	FY 2020	FY 2021	FY 2022	FY 2023	FY 2024
	(actual)	(actual)	(actual)	(actual)	(actual)	(estimated)	(estimated)
Appropriation Ceiling							
Beginning Cash Balance	3,541,480	3,760,850	4,537,020	5,411,068	5,291,534	3,869,528	2,404,862
Revenues	2,285,475	2,080,515	3,354,572	2,236,453	2,045,912	2,107,290	2,170,508
Expenditures	2,066,105	1,304,345	2,480,524	2,355,988	3,467,918	3,571,956	3,679,115
Transfers							
List each net transfer in/out/ or projection in/out; list each account number							
Net Total Transfers	0	0	0	0	0	0	0
Ending Cash Balance	3,760,850	4,537,020	5,411,068	5,291,534	3,869,528	2,404,862	896,256
Encumbrances	278,618	516,094	665,155	561,843	509,404	665,155	665,155
Unencumbered Cash Balance	3,482,232	4,020,926	4,745,913	4,729,691	3,360,124	1,739,707	231,101

**Additional Information:**

Amount Requested by Bond Covenants							
Amount from Bond Proceeds							
Amount Held in CODs, Escrow Accounts, or Other Investments							

**Report on Non-General Fund Information**  
for Submittal to the 2023 Legislature

Department: HMS  
 Program ID(s): HMS 229  
 Name of Fund: HPHA Administration  
 Legal Authority: 356D-13

Contact Name: Bennett Liu  
 Phone Number: 832-4486  
 Fund Type (MOF): W  
 Appropriation Account Number: S-304-K

Intended Purpose: Administration of Public Housing Projects

Source of Revenues: Administration Fees

Current Program Activities/Allowable Expenses: Administration of State and Federal Public Housing Projects

Variances: N/A

Financial Data							
	FY 2018	FY 2019	FY 2020	FY 2021	FY 2022	FY 2023	FY 2024
	(actual)	(actual)	(actual)	(actual)	(actual)	(estimated)	(estimated)
Appropriation Ceiling	6,339,464	6,339,464	6,339,464	6,339,464	6,339,464	6,339,464	6,339,464
Beginning Cash Balance		0	0	0	0	0	0
Revenues							
Expenditures							
Transfers							
List each net transfer in/out/ or projection in/out; list each account number							
Net Total Transfers	0	0	0	0	0	0	0
Ending Cash Balance	0	0	0	0	0	0	0
Encumbrances							
Unencumbered Cash Balance	0	0	0	0	0	0	0

Additional Information:

Amount Requested by Bond Covenants							
Amount from Bond Proceeds							
Amount Held in CODs, Escrow Accounts, or Other Investments							

\* Returned to state treasury as the account was inactive and account was rescinded in FY19.

**Report on Non-General Fund Information**  
for Submittal to the 2023 Legislature

Department: HMS  
 Program ID(s): HPHA  
 Name of Fund: Vehicle Rental  
 Legal Authority: Administratively Created

Contact Name: Bennett Liu  
 Phone Number: 832-4486  
 Fund Type (MOF): W  
 Appropriation Account Number: S-335-K

Intended Purpose: Fund was established to purchase vehicles for administrative and area offices.

Source of Revenues: Vehicle rental fees and interest earned from the State of Hawaii Investment Pool program. These vehicles are being used by HPHA's administrative and project offices.

Current Program Activities/Allowable Expenses: To lease and replace (purchase ) vehicles of HPHA's motor pool inventory.

Variances: The source of revenues is the vehicle rental proceeds which depend on how many vehicles rent each year. The variances are due to the various number of vehicles being rented each year. The variances of expenditures are due to vehicle purchases vary each year.

Financial Data							
	FY 2018	FY 2019	FY 2020	FY 2021	FY 2022	FY 2023	FY 2024
	(actual)	(actual)	(actual)	(actual)	(actual)	(estimated)	(estimated)
Appropriation Ceiling							
Beginning Cash Balance	430,084	485,193	594,267	723,390	633,529	124,792	211,671
Revenues	57,468	110,135	131,010	127,039	96,479	98,879	101,351
Expenditures	2,359	1,061	1,887	216,900	605,216	12,000	12,360
Transfers							
List each net transfer in/out/ or projection in/out; list each account number							
Net Total Transfers	0	0	0	0	0	0	0
Ending Cash Balance	485,193	594,267	723,390	633,529	124,792	211,671	300,662
Encumbrances							
Unencumbered Cash Balance	485,193	594,267	723,390	633,529	124,792	211,671	300,662

Additional Information:

Amount Requested by Bond Covenants							
Amount from Bond Proceeds							
Amount Held in CODs, Escrow Accounts, or Other Investments							

**Report on Non-General Fund Information**  
for Submittal to the 2023 Legislature

Department: HMS  
 Program ID(s): HPHA  
 Name of Fund: Equipment Rental  
 Legal Authority: Administratively Created

Contact Name: Bennett Liu  
 Phone Number: 832-4486  
 Fund Type (MOF): W  
 Appropriation Account Number S-336-K

Intended Purpose: The offices pay rental fees into the fund which are used to replace equipment after it is retired.

Source of Revenues: Equipment rental fees (Federal and State) and interest earned from the State of Hawaii investment pool program

Current Program Activities/Allowable Expenses: To lease and replace (purchase) equipment of HPHA's administrative and project office.

Variations: The source of revenues is the equipment rental proceeds which depend on the amount of equipment rent each year. The variations are due to the various amount of equipment rent each year. The variations of expenditures are due to equipment purchases vary each year. □

Financial Data							
	FY 2018	FY 2019	FY 2020	FY 2021	FY 2022	FY 2023	FY 2024
	(actual)	(actual)	(actual)	(actual)	(actual)	(estimated)	(estimated)
Appropriation Ceiling							
Beginning Cash Balance	739,302	750,058	767,116	803,537	805,166	804,903	795,812
Revenues	14,073	19,059	39,302	28,268	3,766	5,909	8,116
Expenditures	3,316	2,001	2,881	26,639	4,028	15,000	15,450
<b>Transfers</b>							
List each net transfer in/out/ or projection in/out; list each account number							
Net Total Transfers	0	0	0	0	0	0	0
Ending Cash Balance	750,058	767,116	803,537	805,166	804,903	795,812	788,478
Encumbrances							
Unencumbered Cash Balance	750,058	767,116	803,537	805,166	804,903	795,812	788,478

Additional Information:

Amount Requested by Bond Covenants							
Amount from Bond Proceeds							
Amount Held in CODs, Escrow Accounts, or Other Investments							

**Report on Non-General Fund Information**  
for Submittal to the 2023 Legislature

Department: HMS  
 Program ID(s): HPHA  
 Name of Fund: Payroll Clearance  
 Legal Authority: 356D-14

Contact Name: Bennett Liu  
 Phone Number: 832-4486  
 Fund Type (MOF): T  
 Appropriation Account Number T-912-K

Intended Purpose: Account used to reconcile payroll payment throughout HPHA

Source of Revenues: Various

Current Program Activities/Allowable Expenses: Payroll disbursement

Variances: N/A

Financial Data							
	FY 2018	FY 2019	FY 2020	FY 2021	FY 2022	FY 2023	FY 2024
	(actual)	(actual)	(actual)	(actual)	(actual)	(estimated)	(estimated)
Appropriation Ceiling							
Beginning Cash Balance		0	0	0	0	0	0
Revenues	22,534,773	24,701,693	25,715,961	25,986,313	25,150,913	26,408,459	27,200,712
Expenditures	22,534,773	24,701,693	25,715,961	25,986,313	25,150,913	26,408,459	27,200,712
Transfers							
List each net transfer in/out/ or projection in/out; list each account number							
Net Total Transfers	0	0	0	0	0	0	0
Ending Cash Balance	0	0	0	0	0	0	0
Encumbrances							
Unencumbered Cash Balance	0	0	0	0	0	0	0

Additional Information:

Amount Requested by Bond Covenants							
Amount from Bond Proceeds							
Amount Held in CODs, Escrow Accounts, or Other Investments							



**Report on Non-General Fund Information**  
for Submittal to the 2023 Legislature

Department: HMS  
 Program ID(s): HPHA  
 Name of Fund: Temporary Deposits - Payroll  
 Legal Authority: Administratively Created

Contact Name: Bennett Liu  
 Phone Number: 832-4486  
 Fund Type (MOF): T  
 Appropriation Account Number T-913-K

Intended Purpose: To serve as a temporary deposit account for payroll that is overpaid to employees at HPHA.

Source of Revenues: No revenue is generated by this fund. The monies deposited into this account are strictly reimbursements from employees that have been overpaid.

Current Program Activities/Allowable Expenses: No expenses are recorded to this fund.

Variances: N/A

Financial Data							
	FY 2018	FY 2019	FY 2020	FY 2021	FY 2022	FY 2023	FY 2024
	(actual)	(actual)	(actual)	(actual)	(actual)	(estimated)	(estimated)
Appropriation Ceiling							
Beginning Cash Balance	41,584	41,584	41,584	41,584	41,584	41,584	(0)
Revenues							
Expenditures							
Transfers							
List each net transfer in/out/ or projection in/out; list each account number							
Transfer to T-23-912-K account for payroll disbursement						(41,584)	
Net Total Transfers	0	0	0	0	0	(41,584)	0
Ending Cash Balance	41,584	41,584	41,584	41,584	41,584	(0)	(0)
Encumbrances							
Unencumbered Cash Balance	41,584	41,584	41,584	41,584	41,584	(0)	(0)

Additional Information:

Amount Requested by Bond Covenants							
Amount from Bond Proceeds							
Amount Held in CODs, Escrow Accounts, or Other Investments							

**Report on Non-General Fund Information**  
for Submittal to the 2023 Legislature

Department: HMS  
 Prog ID(s): HMS 501  
 Name of Fund: Social Services Block Grant  
 Legal Authority Social Security Act, Title XX, as amended; Omnibus Budget Reconciliation Act of 1981, as amended, PL 97-35; Jobs Training Bill, PL 98-8 and 473; Medicaid and Medicare Patient and Program Act of 1987; Omnibus Budget Reconciliation Act of 1987, PL 100-203; Family Support Act of 1998, PL 100-485, Omnibus Budget Reconciliation Act of 1993, PL 106-66, 42 U.S.C. 1397 ET seq.

Contact Name: Jack Orimoto  
 Phone: 587-5716  
 Fund type (MOF) N  
 Appropriation Acct. No. S-223-K

Intended Purpose: Provide income eligible and current recipients of public assistance an array of services.

Source of Revenues: Title XX Social Services Block Grant

Current Program Activities/Allowable Expenses: Act 375, SLH1989 mandated the to OYS provide a continuum of services ranging from prevention to secure care and assume the responsibilities for juvenile corrections. To that end, on July 1, 1991, the OYS assumed the responsibility for the Hawaii Youth Correctional Facility Program. During the FY 95-97, the OYS continued planning and program

Variances: The amount of grant funds received was reduced from \$1,200,000 to \$700,000 between fiscal year 2018 and 2019.

Financial Data							
	FY 2018	FY 2019	FY 2020	FY 2021	FY 2022	FY 2023	FY 2024
	(actual)	(actual)	(actual)	(actual)	(actual)	(estimated)	(estimated)
Appropriation Ceiling	2,456,919	1,752,620	1,752,620	1,752,620	1,752,620	1,752,620	1,752,620
Beginning Cash Balance	16,974	25,434	0	10	0	0	0
Revenues							
Expenditures	1,381,034	895,095	772,181	768,821	571,418	700,000	700,000
Transfers	1,389,494	869,661	772,191	768,811	571,418	700,000	700,000
List each net transfer in/out/ or projection in/out; list each account number							
see attachment							
Net Total Transfers	1,389,494	869,661	772,191	768,811	571,418	700,000	700,000
Ending Cash Balance	25,434	0	10	0	0	0	0
Encumbrances	559,540	531,131	210,790	45,842	132,312		
Unencumbered Cash Balance	(534,106)	(531,131)	(210,780)	(45,842)	(132,312)	0	0
Additional Information:							
Amount Req. by Bond Covenants							
Amount from Bond Proceeds							
Amount Held in CODs, Escrow Accounts, or Other Investments							

**Report on Non-General Fund Information**  
for Submittal to the 2019 Legislature

Apprn Acct No.		S-FY-223				
Transfers (List Each Transfer by JV# and Date)						
			<b>Cash Deposits</b>			
<b>OYS No.</b>	<b>JV#</b>		<b>S-20-223</b>	<b>S-21-223</b>	<b>Total Drawdowns</b>	
T22-01	JS0111		19,000.00		19,000.00	
T22-02	JS0458		5,590.00		5,590.00	
T22-03	JS0686		9,690.00		9,690.00	
T22-04	JS0989			51,780.00	51,780.00	
T22-05	JS1300			11,370.19	11,370.19	
T22-06	JS1522			40,170.00	40,170.00	
T22-07	JS1850			51,870.00	51,870.00	
T22-08	JS2284			64,240.00	64,240.00	
T22-09	JS2527			82,175.46	82,175.46	
T22-10	JS2786			28,047.69	28,047.69	
T22-11	JS2987			9,040.00	9,040.00	
T22-12	JS3273			23,940.00	23,940.00	
T22-13	JS3553			6,110.00	6,110.00	
T22-14	JS3788			12,170.00	12,170.00	
T22-15	JS4417			61,092.72	61,092.72	
T22-16	JS4533			11,890.00	11,890.00	
T22-17	JS4855			6,280.00	6,280.00	
T22-18	JS5220			55,682.10	55,682.10	
T22-19	JS5569			21,280.00	21,280.00	
T22-20					-	
T22-21					-	
T22-22					-	
T22-23					-	
T22-24					-	
T22-25					-	
T22-26					-	
<b>Total</b>			<b>34,280.00</b>	<b>537,138.16</b>	<b>571,418.16</b>	<b>571,418.16</b>

**Report on Non-General Fund Information**  
for Submittal to the 2023 Legislature

Department: HMS Contact Name: Jack Orimoto  
 Prog ID(s): HMS 501 Phone: 587-5716  
 Name of Fund: Juvenile Justice and Delinquency Prevention Title II Formula Grants Fund type (MOF) N  
 Legal Authority: Juvenile Justice and Delinquency Prevention Act of 2002, Sections 221-223, 42 U.S.C. Sections 5631 - 5633 Appropriation Acct. No. S-224-K

Intended Purpose:  
To support State and local delinquency prevention and intervention efforts and juvenile justice system improvements.

Source of Revenues:  
U.S. Department of Justice, Office of Justice Programs, Office of Juvenile Justice and Delinquency Prevention.

Current Program Activities/Allowable Expenses:  
Program Activities include: Planning and administration, State Advisory Group allocation, compliance monitoring; juvenile justice issues for American Indian tribes; prevention of substance abuse by juveniles, prevention of serious and violent crimes by juveniles, prevention of juvenile gang involvement and illegal youth gang activities; prevention of delinquency acts and identification of youth at risk of delinquency; and improvement of juvenile justice system operations, policies, and procedures including establishing a system of graduated sanctions, treatment programs, and aftercare.

Variances:

Financial Data							
	FY 2018	FY 2019	FY 2020	FY 2021	FY 2022	FY 2023	FY 2024
	(actual)	(actual)	(actual)	(actual)	(actual)	(estimated)	(estimated)
Appropriation Ceiling	897,344	929,090	941,726	804,952	533,516	650,000	650,000
Beginning Cash Balance	771	1,716	12,484	1,273	11,614	344	0
Revenues	427,095	431,303	385,930	281,777	270,152	650,000	650,000
Expenditures	426,150	420,535	397,141	271,436	281,422	650,000	650,000
Transfers							
List each net transfer in/out/ or projection in/out; list each account number							
Net Total Transfers	0	0	0	0	0	0	0
Ending Cash Balance	1,716	12,484	1,273	11,614	344	0	0
Encumbrances	150,270	120,721	126,328	191,242	3,504	100,000	100,000
Unencumbered Cash Balance	(148,554)	(108,237)	(125,055)	(179,628)	(3,160)	(100,000)	(100,000)
<u>Additional Information:</u>							
Amount Req. by Bond Covenants							
Amount from Bond Proceeds							
Amount Held in CODs, Escrow Accounts, or Other Investments							

**Report on Non-General Fund Information**  
for Submittal to the 2023 Legislature

Department: HMS  
 Prog ID(s): HMS 501  
 Name of Fund: Violence Against Women Formula Grant  
 Legal Authority: Violence Against Women Act of 1994 42 U.S.C. 3796gg to 3796gg-5, 3796gg-8

Contact Name: Jack Orimoto  
 Phone: 587-5716  
 Fund type (MOF) N  
 Appropriation Acct. No. S-269-K

Intended Purpose:

To assist States, Indian tribal governments, tribal courts, State and local courts, and units of local government to develop and strengthen effective law enforcement and prosecution strategies to combat violent crimes against women, and develop and strengthen victim services in cases involving crimes against women.

Source of Revenues:

U.S. Department of Justice, Office of Violence Against Women

Current Program Activities/Allowable Expenses:

Violence Against Women Act funds may be used for workshop/conference registration fees, mileage, meals, and lodging expenses for In-State Training and Out-of- State Training in accordance with State Travel Regulation.

Variances: N/A

Financial Data							
	FY 2018	FY 2019	FY 2020	FY 2021	FY 2022	FY 2023	FY 2024
	(actual)	(actual)	(actual)	(actual)	(actual)	(estimated)	(estimated)
Appropriation Ceiling	0	0	54,007	0	0	0	0
Beginning Cash Balance	0	0	0	0	0	0	0
Revenues			34,420				
Expenditures			34,420				
Transfers							
List each net transfer in/out/ or projection in/out; list each account number							
Net Total Transfers	0	0	0	0	0	0	0
Ending Cash Balance	0	0	0	0	0	0	0
Encumbrances							
Unencumbered Cash Balance	0	0	0	0	0	0	0
<u>Additional Information:</u>							
Amount Req. by Bond Covenants							
Amount from Bond Proceeds							
Amount Held in CODs, Escrow Accounts, or Other Investments							

**Report on Non-General Fund Information**  
for Submittal to the 2023 Legislature

Department: HMS  
Prog ID(s): HMS 503

Contact Name: Jack Orimoto  
Phone: 587-5716

Name of Fund: PREA Reallocation Funds

Fund type (MOF) N

Legal Authority Prison Rape Elimination Act of 2003, PL 108-79, as amended, codified at 42 USC 15801, et seq.

Appropriation Acct. No. S-205-K

**Intended Purpose:**

To assist correctional facilities in implementing comprehensive prevention, identification, and response mechanisms that will reduce the incidence of sexual abuse in confinement facilities; promote a culture of "zero tolerance" toward sexual abuse; and support facilities' efforts to achieve compliance with the PREA standards.

**Source of Revenues:**

U.S. Department of Justice, Office of Justice Programs, Bureau of Justice Assistance

**Current Program Activities/Allowable Expenses:**

The PREA Program supports comprehensive demonstration projects with program design elements that are intended to reduce sexual victimization in correctional facilities, promote a "zero tolerance" environment, and assist correctional facilities in meeting the requirements of the PREA standards. Grants may be used to support the following types of design elements as part of a comprehensive approach: 1) policy and practice review and revision; 2) preventative infrastructure and technology enhancements; 3) inmate/detainee/resident education; 4) victim support services; 5) leadership and assessment of organizational culture; 6) data collection and performance measurements; 7) staffing support and training; 8) evaluation; and 9) PREA audit activities.

Variances: N/A

<b>Financial Data</b>							
	FY 2018	FY 2019	FY 2020	FY 2021	FY 2022	FY 2023	FY 2024
	(actual)	(actual)	(actual)	(actual)	(actual)	(estimated)	(estimated)
Appropriation Ceiling	0	0	0	0	21,531	0	0
Beginning Cash Balance	0	0	0	0	0	0	0
Revenues					21,531		
Expenditures					21,531		
Transfers							
List each net transfer in/out/ or projection in/out; list each account number							
Net Total Transfers	0	0	0	0		0	0
Ending Cash Balance	0	0	0	0		0	0
Encumbrances							
Unencumbered Cash Balance	0	0	0	0		0	0
<b><u>Additional Information:</u></b>							
Amount Req. by Bond Covenants							
Amount from Bond Proceeds							
Amount Held in CODs, Escrow Accounts, or Other Investments							

**Report on Non-General Fund Information**  
for Submittal to the 2023 Legislature

Department:	<u>HMS</u>	Contact Name:	<u>Jack Orimoto</u>
Prog ID(s):	<u>HMS 501</u>	Phone:	<u>587-5716</u>
Name of Fund:	<u>PREA Program: Demonstration Projects to Establish "Zero Tolerance" Cultures for Sexual Assault in Correctional Facilities</u>	Fund type (MOF):	<u>N</u>
Legal Authority:	<u>Prison Rape Elimination Act of 2003, PL 108-79, as amended, codified at 42 USC 15801, et seq.</u>	Appropriation Acct. No.:	<u>S-550-K</u>

**Intended Purpose:**

To assist correctional facilities in implementing comprehensive prevention, identification, and response mechanisms that will reduce the incidence of sexual abuse in confinement facilities; promote a culture of "zero tolerance" toward sexual abuse; and support facilities' efforts to achieve compliance with the PREA standards.

**Source of Revenues:**

U.S. Department of Justice, Office of Justice Programs, Bureau of Justice Assistance

**Current Program Activities/Allowable Expenses:**

The PREA Program supports comprehensive demonstration projects with program design elements that are intended to reduce sexual victimization in correctional facilities, promote a "zero tolerance" environment, and assist correctional facilities in meeting the requirements of the PREA standards. Grants may be used to support the following types of design elements as part of a comprehensive approach: 1) policy and practice review and revision; 2) preventative infrastructure and technology enhancements; 3) inmate/detainee/resident education; 4) victim support services; 5) leadership and assessment of organizational culture; 6) data collection and performance measurements; 7) staffing support and training; 8) evaluation; and 9) PREA audit activities.

**Variances:**

Financial Data							
	FY 2018	FY 2019	FY 2020	FY 2021	FY 2022	FY 2023	FY 2024
	(actual)	(actual)	(actual)	(actual)	(actual)	(estimated)	(estimated)
Appropriation Ceiling	12,947	8,000	14,815	6,815		0	0
Beginning Cash Balance	0	0	0	0		0	0
Revenues	12,947	0	4,492	5,074		0	0
Expenditures	12,947	0	4,492	5,074		0	0
Transfers							
List each net transfer in/out/ or projection in/out; list each account number							
Net Total Transfers	0	0	0	0		0	0
Ending Cash Balance	0	0	0	0		0	0
Encumbrances							
Unencumbered Cash Balance	0	0	0	0		0	0
Additional Information:							
Amount Req. by Bond Covenants							
Amount from Bond Proceeds							
Amount Held in CODs, Escrow Accounts, or Other Investments							

**Report on Non-General Fund Information**  
for Submittal to the 2023 Legislature

Department: HMS  
 Prog ID(s): HMS 501  
 Name of Fund: PREA Program: Demonstration Projects to Establish "Zero Tolerance" Cultures for Sexual Assault in Correctional Facilities  
 Legal Authority: Prison Rape Elimination Act of 2003, PL 108-79, as amended, codified at 42 USC 15801, et seq.

Contact Name: Jack Orimoto  
 Phone: 587-5716

Fund type (MOF) N

Appropriation Acct. No. S-553-K

**Intended Purpose:**

To assist correctional facilities in implementing comprehensive prevention, identification, and response mechanisms that will reduce the incidence of sexual abuse in confinement facilities; promote a culture of "zero tolerance" toward sexual abuse; and support facilities' efforts to achieve compliance with the PREA standards.

**Source of Revenues:**

U.S. Department of Justice, Office of Justice Programs, Bureau of Justice Assistance

**Current Program Activities/Allowable Expenses:**

The PREA Program supports comprehensive demonstration projects with program design elements that are intended to reduce sexual victimization in correctional facilities, promote a "zero tolerance" environment, and assist correctional facilities in meeting the requirements of the PREA standards. Grants may be used to support the following types of design elements as part of a comprehensive approach: 1) policy and practice review and revision; 2) preventative infrastructure and technology enhancements; 3) inmate/detainee/resident education; 4) victim support services; 5) leadership and assessment of organizational culture; 6) data collection and performance measurements; 7) staffing support and training; 8) evaluation; and 9) PREA audit activities.

Variances: N/A

Financial Data							
	FY 2018	FY 2019	FY 2020	FY 2021	FY 2022	FY 2023	FY 2024
	(actual)	(actual)	(actual)	(actual)	(actual)	(estimated)	(estimated)
Appropriation Ceiling	0	24,172	0	0		0	0
Beginning Cash Balance	0	0	0	0		0	0
Revenues		24,172					
Expenditures		24,172					
Transfers							
List each net transfer in/out/ or projection in/out; list each account number							
Net Total Transfers	0	0	0	0		0	0
Ending Cash Balance	0	0	0	0		0	0
Encumbrances							
Unencumbered Cash Balance	0	0	0	0		0	0
Additional Information:							
Amount Req. by Bond Covenants							
Amount from Bond Proceeds							
Amount Held in CODs, Escrow Accounts, or Other Investments							



**Report on Non-General Fund Information**  
for Submittal to the 2023 Legislature

Department: HMS  
 Prog ID(s): HMS 503/RA (HYCF)  
 Name of Fund: Youth Correctional Facility's Benefit Trust Fund  
 Legal Authority: Section 352-21 HRS

Contact Name: Jack Orimoto  
 Phone: 587-5716  
 Fund type (MOF): T  
 Appropriation Acct. No. T-901-K

Intended Purpose:

Voluntary donations placed in trust for the youth committed to HYCF for their welfare and recreation.

Source of Revenues:

(1) Donations, (2) Any unauthorized money found in the possession of a ward or on the facility premises.

Current Program Activities/Allowable Expenses:

The fund is used for activities that would benefit the welfare and recreation of youth committed to the Hawaii Youth Correctional Facility.

Variances:

Financial Data							
	FY 2018 (actual)	FY 2019 (actual)	FY 2020 (actual)	FY 2021 (actual)	FY 2022 (actual)	FY 2023 (estimated)	FY 2024 (estimated)
Appropriation Ceiling							
Beginning Cash Balance	9,577	9,729	9,145	4,746	29,783	28,296	28,296
Revenues	500	31	0	26,164	3	1,000	1,000
Expenditures	348	615	4,399	1,127	1,490	1,000	1,000
Transfers							
List each net transfer in/out/ or projection in/out; list each account number							
Net Total Transfers	0	0	0	0	0	0	0
Ending Cash Balance	9,729	9,145	4,746	29,783	28,296	28,296	28,296
Encumbrances							
Unencumbered Cash Balance	9,729	9,145	4,746	29,783	28,296	28,296	28,296

Additional Information:

Amount Req. by Bond Covenants							
Amount from Bond Proceeds							
Amount Held in CODs, Escrow Accounts, or Other Investments							

**Report on Non-General Fund Information**  
for Submittal to the 2023 Legislature

Department: HMS  
 Prog ID(s): HMS 503/RA (HYCF)  
 Name of Fund: Hawaii Youth Correctional Facility Trust Fund  
 Legal Authority: Section 352-18, HRS

Contact Name: Jack Orimoto  
 Phone: 587-5716  
 Fund type (MOF) T  
 Appropriation Acct. No. T-998-K

Intended Purpose: Trust account for all sums collected to the credit of the youth committed to HYCF.

Source of Revenues:

(1) Money given to wards by their parents, relatives etc.; (2) cash earned by wards through the Behavior Modification Program; and  
 (3) pay earned by wards that are on a work release plan.

Current Program Activities/Allowable Expenses:

Withdrawals from a ward's account may be permitted to pay legal obligations to dependents, to pay court-ordered restitution, etc. Any balance remaining at the Director's termination of legal custody will transfer to the ward or whomever has legal custody.

Variances:

Financial Data							
	FY 2018	FY 2019	FY 2020	FY 2021	FY 2022	FY 2023	FY 2024
	(actual)	(actual)	(actual)	(actual)	(actual)	(estimated)	(estimated)
Appropriation Ceiling							
Beginning Cash Balance	886	1,080	1,830	1,155	1,409	1,378	1,378
Revenues	1,307	3,622	2,787	7,186	15,910	3,000	3,000
Expenditures	1,113	2,872	3,462	6,932	15,941	3,000	3,000
Transfers							
List each net transfer in/out/ or projection in/out; list each account number							
Net Total Transfers	0	0	0	0	0	0	0
Ending Cash Balance	1,080	1,830	1,155	1,409	1,378	1,378	1,378
Encumbrances							
Unencumbered Cash Balance	1,080	1,830	1,155	1,409	1,378	1,378	1,378
<u>Additional Information:</u>							
Amount Req. by Bond Covenants							
Amount from Bond Proceeds							
Amount Held in CODs, Escrow Accounts, or Other Investments							

**Report on Non-General Fund Information**  
for Submittal to the 2023 Legislature

Department: HMS  
 Prog ID(s): HMS 904  
 Name of Fund: Refugee Resettlement Program  
 Legal Authority: Act 1980, SEC 414 (a) (6)

Contact Name: Emily Ung  
 Phone: 586-5637  
 Fund type (MOF): N  
 Appropriation Acct. No: S-XX-291-K ( 1 of 11 )  
 SFY14 Apprn Acct. No: S-XX-235-K

Intended Purpose: Assist Hawaii's low-income, immigrant & refugee populations to overcome and alleviate workforce barriers to economic self-sufficiency via an array of community - based programs & services.

Source of Revenues: DHHS - Administration for Children and Families, Refugee Program.

Current Program Activities/Allowable Expenses: Determine eligibility for Refugee Program.

Variations:

Financial Data							
	FY 2018	FY 2019	FY 2020	FY 2021	FY 2022	FY 2023	FY 2024
	(actual)	(actual)	(actual)	(actual)	(actual)	(estimated)	(estimated)
Appropriation Ceiling	1,500	1,500	1,000	1,000	1,000	1,000	1,000
Beginning Cash Balance	0	0	0	0	0	0	0
Revenues	0	0	0	0	0	0	0
Expenditures	0	0	0	0	0	0	0
<b>Transfers</b>							
List each net transfer in/out/ or projection in/out; list each account number							
Net Total Transfers	0	0	0	0	0	0	0
Ending Cash Balance	0	0	0	0	0	0	0
Encumbrances	0	0	0	0	0	0	0
Unencumbered Cash Balance	0	0	0	0	0	0	0

Additional Information:

Amount Req. by Bond Covenants							
Amount from Bond Proceeds							
Amount Held in CODs, Escrow Accounts, or Other Investments							

**Report on Non-General Fund Information**  
for Submittal to the 2023 Legislature

Department: HMS  
 Prog ID(s): HMS 904  
 Name of Fund: Supplemental Nutrition Assistance Program  
 Legal Authority: SNAP Act 1964, Title 7, Chapter II, C

Contact Name: Emily Ung  
 Phone: 586-5637  
 Fund type (MOF): N  
 Appropriation Acct. No: S-XX-291-K ( 2 of 11 )  
 SFY14 Apprn Acct. No: S-XX-291-K

Intended Purpose: Improves diets of low-income households by supplementing food purchasing power of eligible low-income families through the issuance of food stamps.

Source of Revenues: USDA - FNS - SNAP

Current Program Activities/Allowable Expenses: Administrative support to the Supplemental Nutrition Assistance Program.

Variances: Catch up fringe benefits payments for sfy 2018 thru 2021.

Financial Data							
	FY 2018	FY 2019	FY 2020	FY 2021	FY 2022	FY 2023	FY 2024
	(actual)	(actual)	(actual)	(actual)	(actual)	(estimated)	(estimated)
Appropriation Ceiling	1,957,903	1,569,952	4,105,497	4,269,888	3,118,778	3,118,778	3,118,778
Beginning Cash Balance	0	0	0	0	0	0	0
Revenues	1,410,527	1,117,852	964,447	2,169,321	493,060	493,060	493,060
Expenditures	1,410,527	1,117,852	964,447	2,169,321	493,060	493,060	493,060
<b>Transfers</b>							
List each net transfer in/out/ or projection in/out; list each account number							
Net Total Transfers	0	0	0	0	0	0	0
Ending Cash Balance	0	0	0	0	0	0	0
Encumbrances	0	0	805,000	0	0	0	0
Unencumbered Cash Balance	0	0	(805,000)	0	0	0	0

Additional Information:

Amount Req. by Bond Covenants							
Amount from Bond Proceeds							
Amount Held in CODs, Escrow Accounts, or Other Investments							

**Report on Non-General Fund Information**  
for Submittal to the 2023 Legislature

Department: HMS  
 Prog ID(s): HMS 904  
 Name of Fund: Child Care Development Fund (CCDF)  
 Legal Authority: Title VI, PRWORA, P.L. 104-193

Contact Name: Derek Oshiro  
 Phone: 586-5630  
 Fund type (MOF): N  
 Appropriation Acct. No: S-XX-291-K ( 3 of 11 )  
 SFY14 Apprn Acct. No: S-XX-521-K

Intended Purpose: Provide child care assistance under the State welfare program, families who are attempting through work activities to transition off of such an assistance program, and families who are at risk of becoming dependent on such assistance.

Source of Revenues: DHHS - Administration for Children and Families, CCDF Grant

Current Program Activities/Allowable Expenses: Provide child care subsidies, resource and referral services to qualified recipients, administrative and other operating costs.

Variances: Catch up fringe benefits payments for sfy 2018 thru 2021.

Financial Data							
	FY 2018	FY 2019	FY 2020	FY 2021	FY 2022	FY 2023	FY 2024
	(actual)	(actual)	(actual)	(actual)	(actual)	(estimated)	(estimated)
Appropriation Ceiling	111,118	899,280	378,078	548,318	246,288	246,288	246,288
Beginning Cash Balance	0	0	0	0	0	0	0
Revenues	49,308	741,203	32,041	113,284	41,204	41,204	41,204
Expenditures	49,308	741,202	32,041	113,284	41,204	41,204	41,204
<b>Transfers</b>							
List each net transfer in/out/ or projection in/out; list each account number							
Net Total Transfers	0	0	0	0	0	0	0
Ending Cash Balance	0	0	0	0	0	0	0
Encumbrances			57,000				
Unencumbered Cash Balance	0	0	(57,000)	0	0	0	0

Additional Information:

Amount Req. by Bond Covenants							
Amount from Bond Proceeds							
Amount Held in CODs, Escrow Accounts, or Other Investments							

**Report on Non-General Fund Information**  
for Submittal to the 2023 Legislature

Department: HMS  
 Prog ID(s): HMS 904  
 Name of Fund: Employment and Training Program  
 Legal Authority: P.L. 99-198

Contact Name: Naohiro Miyajima  
 Phone: 586-5645  
 Fund type (MOF): N  
 Appropriation Acct. No. S-XX-291-K ( 4 of 11 )  
 SFY14 Apprn Acct. No. S-XX-522-K

Intended Purpose: Assist food stamp recipients in gaining skills, training, or experience that will increase their ability to obtain un-subsidized employment.

Source of Revenues: USDA - FNS, SNAP Employment and Training.

Current Program Activities/Allowable Expenses: Provision of employability assessment and employment plan development services. Placement in educational components.

Variances: Catch up fringe benefits payments for sfy 2018 thru 2021.

Financial Data							
	FY 2018	FY 2019	FY 2020	FY 2021	FY 2022	FY 2023	FY 2024
	(actual)	(actual)	(actual)	(actual)	(actual)	(estimated)	(estimated)
Appropriation Ceiling	28,257	11,559	50,629	56,629	56,629	56,629	56,629
Beginning Cash Balance	0	0	0	0	0	0	0
Revenues	4,831	1,933	0	5,673	13,783	13,783	13,783
Expenditures	4,831	1,933	0	13,783	13,783	13,783	13,783
<b>Transfers</b>							
List each net transfer in/out/ or projection in/out; list each account number							
				8,110	0		
Net Total Transfers	0	0	0	8,110	0	0	0
Ending Cash Balance	0	0	0	0	0	0	0
Encumbrances	0	0	8,600	0	0	0	0
Unencumbered Cash Balance	0	0	(8,600)	0	0	0	0

Additional Information:

Amount Req. by Bond Covenants							
Amount from Bond Proceeds							
Amount Held in CODs, Escrow Accounts, or Other Investments							

**Report on Non-General Fund Information**  
for Submittal to the 2023 Legislature

Department: HMS  
 Prog ID(s): HMS 904  
 Name of Fund: Medical Assistance Program  
 Legal Authority: Sec. 1102, 49 Stat. 647 ( 42 U.S.C 1302 )

Contact Name: Emily Ung  
 Phone: 586-5637  
 Fund type (MOF): N  
 Appropriation Acct. No: S-XX-291-K ( 5 of 11 )  
 SFY14 Apprn Acct. No: S-XX-523-K

Intended Purpose: Provides financial assistance to states for payments of medical assistance on behalf of cash assistance recipients and other medically needy who, except for income and resources, are categorically eligible.

Source of Revenues: DHHS, CMS, Title XIX.

Current Program Activities/Allowable Expenses: Administrative support to the Medical Assistance Program.

Variances: Catch up fringe benefits payments for sfy 2018 thru 2021.

Financial Data							
	FY 2018	FY 2019	FY 2020	FY 2021	FY 2022	FY 2023	FY 2024
	(actual)	(actual)	(actual)	(actual)	(actual)	(estimated)	(estimated)
Appropriation Ceiling	1,413,843	398,343	463,556	645,421	629,902	629,902	629,902
Beginning Cash Balance	0	0	0	0	0	0	0
Revenues	290,102	54,787	88,135	230,705	111,685	111,685	111,685
Expenditures	290,102	54,787	88,135	230,705	111,685	111,685	111,685
<b>Transfers</b>							
List each net transfer in/out/ or projection in/out; list each account number							
Net Total Transfers	0	0	0	0	0	0	0
Ending Cash Balance	0	0	0	0	0	0	0
Encumbrances	0	0	127,000	0	0	0	0
Unencumbered Cash Balance	0	0	(127,000)	0	0	0	0

Additional Information:

Amount Req. by Bond Covenants							
Amount from Bond Proceeds							
Amount Held in CODs, Escrow Accounts, or Other Investments							

**Report on Non-General Fund Information**  
for Submittal to the 2023 Legislature

Department: HMS  
 Prog ID(s): HMS 904  
 Name of Fund: Low Income Home Energy Assistance Program ( LIHEAP )  
 Legal Authority: P.L. 97-35

Contact Name: Derek Oshiro  
 Phone: 586-5630  
 Fund type (MOF): N  
 Appropriation Acct. No: S-XX-291-K ( 6 of 11 )  
 SFY14 Apprn Acct. No: S-XX-524-K

Intended Purpose: Provides for cash payments to households that meet income and categorical qualifications.

Source of Revenues: DHHS - ACF - Low Income Home Energy Assistance Program.

Current Program Activities/Allowable Expenses: Administrative support to the Low Income Home Energy Assistance Program.

Variations:

Financial Data							
	FY 2018	FY 2019	FY 2020	FY 2021	FY 2022	FY 2023	FY 2024
	(actual)	(actual)	(actual)	(actual)	(actual)	(estimated)	(estimated)
Appropriation Ceiling	24,339	10,552	5,258	5,258	26,219	26,219	26,219
Beginning Cash Balance	0	0	0	1	0	0	0
Revenues	1,823	3,164	2	1,097	0	0	0
Expenditures	1,823	3,164	1	3,199	0	0	0
<b>Transfers</b>							
List each net transfer in/out/ or projection in/out; list each account number							
				2,101	0		
Net Total Transfers	0	0	0	2,101	0	0	0
Ending Cash Balance	0	0	1	(0)	0	0	0
Encumbrances	0	0	3,143	0	0	0	0
Unencumbered Cash Balance	0	0	(3,143)	(0)	0	0	0

Additional Information:

Amount Req. by Bond Covenants							
Amount from Bond Proceeds							
Amount Held in CODs, Escrow Accounts, or Other Investments							



**Report on Non-General Fund Information**  
for Submittal to the 2023 Legislature

Department: HMS  
 Prog ID(s): HMS 904  
 Name of Fund: Child Welfare Services  
 Legal Authority: Title IVE, Social Security Act

Contact Name: Myles Higa  
 Phone: 586-5764  
 Fund type (MOF): N  
 Appropriation Acct. No. S-XX-291-K ( 7 of 11 )  
For fy 14 new Appro S-14-525

Intended Purpose: Strengthen and improve the federally supported programs for adoption assistance of needy and dependent children.

Source of Revenues: Title IV-E, Social Security Act ( ACF - Adoption Assistance ).

Current Program Activities/Allowable Expenses: Administration of programs for adoption assistance on needy and dependent children and adoption of children with special needs.

Variations:

Financial Data							
	FY 2018	FY 2019	FY 2020	FY 2021	FY 2022	FY 2023	FY 2024
	(actual)	(actual)	(actual)	(actual)	(actual)	(estimated)	(estimated)
Appropriation Ceiling	9,974	26,289	22,701	21,313	44,258	44,258	44,258
Beginning Cash Balance	0	0	0	0	0	0	0
Revenues	1,560	15,170	8,667	48	22,135	22,135	22,135
Expenditures	1,560	15,170	8,667	48	22,135	22,135	22,135
<b>Transfers</b>							
List each net transfer in/out/ or projection in/out; list each account number							
Net Total Transfers	0	0	0	0	0	0	0
Ending Cash Balance	0	0	0	0	0	0	0
Encumbrances	0	0	0	0	0	0	0
Unencumbered Cash Balance	0	0	0	0	0	0	0

Additional Information:

Amount Req. by Bond Covenants							
Amount from Bond Proceeds							
Amount Held in CODs, Escrow Accounts, or Other Investments							

**Report on Non-General Fund Information**  
for Submittal to the 2023 Legislature

Department: HMS  
 Prog ID(s): HMS 904  
 Name of Fund: Child Welfare Services  
 Legal Authority: Title IV-E, Social Security Act

Contact Name: Myles Higa  
 Phone: 586-5764  
 Fund type (MOF): N  
 Appropriation Acct. No. S-XX-291-K ( 8 of 11 )  
For fy 14 new Appro S-14-526

Intended Purpose: Strengthen and improve the federally supported programs for foster care of needy and dependent children.

Source of Revenues: Title IV-E, Social Security Act ( ACF - Foster Care).

Current Program Activities/Allowable Expenses: Administration of programs for foster care on needy and dependent children.  
and recovery services.

Variations:

Financial Data							
	FY 2018	FY 2019	FY 2020	FY 2021	FY 2022	FY 2023	FY 2024
	(actual)	(actual)	(actual)	(actual)	(actual)	(estimated)	(estimated)
Appropriation Ceiling	78,738	196,014	162,864	142,309	223,442	223,442	223,442
Beginning Cash Balance	0	0	0	0	0	0	0
Revenues	26,160	99,273	88,008	18,649	184,542	184,542	184,542
Expenditures	26,160	99,273	88,008	18,649	184,542	184,542	184,542
<b>Transfers</b>							
List each net transfer in/out/ or projection in/out; list each account number							
Net Total Transfers	0	0	0	0	0	0	0
Ending Cash Balance	0	0	0	0	0	0	0
Encumbrances	0	0	0	0	0	0	0
Unencumbered Cash Balance	0	0	0	0	0	0	0

Additional Information:

Amount Req. by Bond Covenants							
Amount from Bond Proceeds							
Amount Held in CODs, Escrow Accounts, or Other Investments							

**Report on Non-General Fund Information**  
for Submittal to the 2023 Legislature

Department: HMS  
 Prog ID(s): HMS 904  
 Name of Fund: Child Welfare Services  
 Legal Authority: Title IVE, Social Security Act

Contact Name: Myles Higa  
 Phone: 586-5764  
 Fund type (MOF): N  
 Appropriation Acct. No. S-XX-291-K ( 9 of 11 )  
For fy 14 new Appro S-14-527

Intended Purpose: Strengthen and improve the federally supported programs for guardianship assistance of needy and dependent children.

Source of Revenues: Title IV-E, Social Security Act ( ACF - Guardianship Assistance ).

Current Program Activities/Allowable Expenses: Administration of programs for guardianship assistance on needy and dependent children.

Variances:

Financial Data							
	FY 2018	FY 2019	FY 2020	FY 2021	FY 2022	FY 2023	FY 2024
	(actual)	(actual)	(actual)	(actual)	(actual)	(estimated)	(estimated)
Appropriation Ceiling	2,043	4,500	9,708	11,910	24,556	24,556	24,556
Beginning Cash Balance	0	0	0	0	0	0	0
Revenues	472	4,193	3,205	18	7,765	7,765	7,765
Expenditures	472	4,193	3,205	18	7,765	7,765	7,765
<b>Transfers</b>							
List each net transfer in/out/ or projection in/out; list each account number							
Net Total Transfers	0	0	0	0	0	0	0
Ending Cash Balance	0	0	0	0	0	0	0
Encumbrances	0	0	0	0	0	0	0
Unencumbered Cash Balance	0	0	0	0	0	0	0

Additional Information:

Amount Req. by Bond Covenants							
Amount from Bond Proceeds							
Amount Held in CODs, Escrow Accounts, or Other Investments							

**Report on Non-General Fund Information**  
for Submittal to the 2023 Legislature

Department: HMS  
 Prog ID(s): HMS 904  
 Name of Fund: Temporary Assistance for Needy Families (TANF)  
 Legal Authority: Title II Section 201, P.L. 101-31 and P.L. 104-193

Contact Name: Emily Ung  
 Phone: 586-5637  
 Fund type (MOF): N  
 Appropriation Acct. No: S-XX-291-K ( 10 of 11 )  
 SFY14 Apprn Acct. No: S-XX-533-K

Intended Purpose: First-to-Work Program - to assure that needy families with children obtain the education, training, and employment that will help them avoid long term welfare dependence.

Source of Revenues: DHHS - Administration for Children and Families, TANF Grant

Current Program Activities/Allowable Expenses: Provide qualified TANF recipients with education, training, and other supportive services; admin costs.

Variances: Catch up fringe benefits payments for sfy 2018 thru 2021.

Financial Data							
	FY 2018	FY 2019	FY 2020	FY 2021	FY 2022	FY 2023	FY 2024
	(actual)	(actual)	(actual)	(actual)	(actual)	(estimated)	(estimated)
Appropriation Ceiling	221,236	213,090	589,482	834,267	880,969	880,969	880,969
Beginning Cash Balance	0	0	0	0	0	0	0
Revenues	80,709	23,165	100,465	298,548	502,054	502,054	502,054
Expenditures	80,709	23,165	100,465	298,548	502,054	502,054	502,054
<b>Transfers</b>							
List each net transfer in/out/ or projection in/out; list each account number							
Net Total Transfers	0	0	0	0	0	0	0
Ending Cash Balance	0	0	0	0	0	0	0
Encumbrances			124,000				
Unencumbered Cash Balance	0	0	(124,000)	0	0	0	0

Additional Information:

Amount Req. by Bond Covenants							
Amount from Bond Proceeds							
Amount Held in CODs, Escrow Accounts, or Other Investments							

**Report on Non-General Fund Information**  
for Submittal to the 2023 Legislature

Department: HMS  
 Prog ID(s): HMS 904  
 Name of Fund: Public Assistance-Maintenance Assistance  
 Legal Authority: Title IV-A, 45 CFR Chapter II, P.L. 94-23.

Contact Name: Emily Ung  
 Phone: 586-5637  
 Fund type (MOF): N  
 Appropriation Acct. No: S-XX-291-K ( 11 of 11 )  
 SFY14 Apprn Acct. No: S-XX-534-K

Intended Purpose: Provides financial aid to state for aid to families with dependent children, assistance to repatriated U.S. nationals and administration of these program.

Source of Revenues: DHHS, ACF Tanf Title IV-A.

Current Program Activities/Allowable Expenses: Administrative support for the Aid to Families with Dependent Children.

Variances: Catch up fringe benefits payments for sfy 2018 thru 2021.

Financial Data							
	FY 2018	FY 2019	FY 2020	FY 2021	FY 2022	FY 2023	FY 2024
	(actual)	(actual)	(actual)	(actual)	(actual)	(estimated)	(estimated)
Appropriation Ceiling	495,680	378,439	718,555	928,955	925,818	925,818	925,818
Beginning Cash Balance	0	0	0	0	0	0	0
Revenues	217,579	181,304	156,872	370,409	403,570	403,570	403,570
Expenditures	217,579	181,304	156,872	370,409	403,570	403,570	403,570
<b>Transfers</b>							
List each net transfer in/out/ or projection in/out; list each account number							
Net Total Transfers	0	0	0	0	0	0	0
Ending Cash Balance	0	0	0	0	0	0	0
Encumbrances	0	0	111,500	0	0	0	0
Unencumbered Cash Balance	0	0	(111,500)	0	0	0	0

Additional Information:

Amount Req. by Bond Covenants							
Amount from Bond Proceeds							
Amount Held in CODs, Escrow Accounts, or Other Investments							

**Report on Non-General Fund Information**  
for Submittal to the 2023 Legislature

Department: HMS  
 Prog ID(s): N/A  
 Name of Fund: CARES Act ( CRF Subaward )  
 Legal Authority: N/A

Contact Name: Emily Ung  
 Phone: 586-5637  
 Fund type (MOF) B  
 Appropriation Acct. No. S-21-354

Intended Purpose: To provide secure remote telework capabilities in response to the pandemic.

Source of Revenues: Emergency Budget and Reserve Fund - CARES Act.

Current Program Activities/Allowable Expenses: Expenditures incurred due to the public health emergency with respect to the Cononavirus Disease 2019 ( COVID 19).

Variations:

Financial Data							
	FY 2018	FY 2019	FY 2020	FY 2021	FY 2022	FY 2023	FY 2024
	(actual)	(actual)	(actual)	(actual)	(actual)	(estimated)	(estimated)
Appropriation Ceiling				4,650,000	0		
Beginning Cash Balance	0	0	0	0	0	0	0
Revenues				4,649,931	0	0	0
Expenditures				4,649,931	0	0	0
<b>Transfers</b>							
List each net transfer in/out/ or projection in/out; list each account number							
Net Total Transfers	0	0	0	0	0	0	0
Ending Cash Balance	0	0	0	0	0	0	0
Encumbrances							
Unencumbered Cash Balance	0	0	0	0	0	0	0

Additional Information:

Amount Req. by Bond Covenants							
Amount from Bond Proceeds							
Amount Held in CODs, Escrow Accounts, or Other Investments							

**Report on Non-General Fund Information**  
for Submittal to the 2023 Legislature

Department: HMS  
 Prog ID(s): N/A  
 Name of Fund: CARES Act ( CRF Subaward )  
 Legal Authority: N/A

Contact Name: Emily Ung  
 Phone: 586-5637  
 Fund type (MOF) B  
 Appropriation Acct. No. S-21-357

Intended Purpose: To provide secure remote telework capabilities in response to the pandemic.

Source of Revenues: Emergency Budget and Reserve Fund - CARES Act.

Current Program Activities/Allowable Expenses: Expenditures incurred due to the public health emergency with respect to the Cononavirus Disease 2019 ( COVID 19).

Variations:

Financial Data							
	FY 2018	FY 2019	FY 2020	FY 2021	FY 2022	FY 2023	FY 2024
	(actual)	(actual)	(actual)	(actual)	(actual)	(estimated)	(estimated)
Appropriation Ceiling				1,950,000	0		
Beginning Cash Balance	0	0	0	0	0	0	0
Revenues				1,946,633	0	0	0
Expenditures				1,946,633	0	0	0
<b>Transfers</b>							
List each net transfer in/out/ or projection in/out; list each account number							
Net Total Transfers	0	0	0	0	0	0	0
Ending Cash Balance	0	0	0	0	0	0	0
Encumbrances							
Unencumbered Cash Balance	0	0	0	0	0	0	0

Additional Information:

Amount Req. by Bond Covenants							
Amount from Bond Proceeds							
Amount Held in CODs, Escrow Accounts, or Other Investments							

**Report on Non-General Fund Information**  
for Submittal to the 2023 Legislature

Department: HMS  
 Prog ID(s): N/A  
 Name of Fund: CARES Act ( CRF Subaward )  
 Legal Authority: N/A

Contact Name: Emily Ung  
 Phone: 586-5637  
 Fund type (MOF) B  
 Appropriation Acct. No. S-20-556

Intended Purpose: To provide IT consultation services to implement for the Pandemic electronic Benefits Transfer projects.

Source of Revenues: Emergency Budget and Reserve Fund - CARES Act.

Current Program Activities/Allowable Expenses: Expenditures incurred due to the public health emergency with respect to the Cononavirus Disease 2019 ( COVID 19).

Variances:

Financial Data							
	FY 2018	FY 2019	FY 2020	FY 2021	FY 2022	FY 2023	FY 2024
	(actual)	(actual)	(actual)	(actual)	(actual)	(estimated)	(estimated)
Appropriation Ceiling				2,000,000	0		
Beginning Cash Balance	0	0	0	0	0	0	0
Revenues				1,968,779	0	0	0
Expenditures				1,968,779	0	0	0
<b>Transfers</b>							
List each net transfer in/out/ or projection in/out; list each account number							
Net Total Transfers	0	0	0	0	0	0	0
Ending Cash Balance	0	0	0	0	0	0	0
Encumbrances							
Unencumbered Cash Balance	0	0	0	0	0	0	0

Additional Information:

Amount Req. by Bond Covenants							
Amount from Bond Proceeds							
Amount Held in CODs, Escrow Accounts, or Other Investments							



**Non-General Fund Program Measures Report  
for submittal to the 2023 Legislature  
Department of Human Services**

Name of Fund: Low-Income Home Energy Assistance Program (LIHEAP)

Apprn. Acct. Number: S-XX-204-K

Fund Type (MOF): N

Legal Authority: P.L. 97-35

**Statement of Objectives**

Provide assistance to needy Hawai'i households by assisting with a one-time payment towards their utility bill (electric or gas) in the form of Energy Credit (EC) or Energy Crisis Intervention (ECI).

<b><u>Fund Measures of Effectiveness</u></b>	<b>FY 2022-23</b>	<b>FY 2023-24</b>	<b>FY 2024-25</b>	<b>FY 2025-26</b>	<b>FY 2026-27</b>	<b>FY 2027-28</b>
1. Numbers of households assisted with EC	7,500	7,500	7,500	7,500	7,500	7,500
2. Numbers of households assisted with ECI	1,400	1,400	1,400	1,400	1,400	1,400

<b><u>Fund Program Size Indicators</u></b>	<b>FY 2021-22</b>	<b>FY 2022-23</b>	<b>FY 2023-24</b>	<b>FY 2024-25</b>	<b>FY 2025-26</b>	<b>FY 2026-27</b>	<b>FY 2027-28</b>
1. Percent of SNAP households that may be eligible for LIHEAP	75	75	75	100	100	100	100

<b><u>Fund Activities Encompassed</u></b>	<b>FY 2022-23</b>	<b>FY 2023-24</b>	<b>FY 2024-25</b>	<b>FY 2025-26</b>	<b>FY 2026-27</b>	<b>FY 2027-28</b>
1. Number of EC applications received	8,000	8,000	8,000	8,000	8,000	8,000
2. Number of ECI applications received	1,700	1,700	1,700	1,700	1,700	1,700

**Non-General Fund Program Measures Report  
for submittal to the 2023 Legislature  
Department of Human Services**

Name of fund: Federal Assistance Payments  
 Apprn. Account. No.: S-20-267-K  
 Fund Type (MOF): N  
 Legal Authority: P.L. 97-35

**Statement of Objectives**

Provide assistance to needy Hawai'i households by assisting with a one-time payment toward their past-due utility bill (electric or gas) in the form of COVID-19 Disaster Energy Crisis Intervention (ECI). Eligibility for Disaster includes a demonstrated loss of income due to the COVID-19 pandemic. Funds are only available through 09/30/2021.

<b><u>Fund Measures of Effectiveness</u></b>	<b>FY 2022-23</b>	<b>FY 2023-24</b>	<b>FY 2024-25</b>	<b>FY 2025-26</b>	<b>FY 2026-27</b>	<b>FY 2027-28</b>
1. Numbers of households assisted with Disaster ECI	68	0	0	0	0	0

<b><u>Fund Program Size Indicators</u></b>	<b>FY 2021-22</b>	<b>FY 2022-23</b>	<b>FY 2023-24</b>	<b>FY 2024-25</b>	<b>FY 2025-26</b>	<b>FY 2026-27</b>	<b>FY 2027-28</b>
1. Percent of SNAP households that may be eligible for LIHEAP	75	75		0	0	0	0

<b><u>Fund Activities Encompassed</u></b>	<b>FY 2022-23</b>	<b>FY 2023-24</b>	<b>FY 2024-25</b>	<b>FY 2025-26</b>	<b>FY 2026-27</b>	<b>FY 2027-28</b>
1. Total number of ECI applications received	68	0	0	0	0	0

**Non-General Fund Program Measures Report  
for submittal to the 2023 Legislature  
Department of Human Services**

Name of fund: Low-Income Home Energy Assistance Program

Apprn. Account. No.: S-21-267-K

Fund Type (MOF): N

Legal Authority: P.L. 97-35

**Statement of Objectives**

Provide assistance to needy Hawai'i households by assisting with a one-time payment towards their utility bill (electric or gas) in the form of Energy Credit (EC) or Energy Crisis Intervention (ECI). American Rescue Plan (ARP) funds will be used to supplement regular LIHEAP funds. Funds are available through 09/30/2023.

<b><u>Fund Measures of Effectiveness</u></b>	<b>FY 2022-23</b>	<b>FY 2023-24</b>	<b>FY 2024-25</b>	<b>FY 2025-26</b>	<b>FY 2026-27</b>	<b>FY 2027-28</b>
1. Numbers of households assisted with EC	0	0	0	0	0	0
2. Numbers of households assisted with ECI	580	0	0	0	0	0

<b><u>Fund Program Size Indicators</u></b>	<b>FY 2021-22</b>	<b>FY 2022-23</b>	<b>FY 2023-24</b>	<b>FY 2024-25</b>	<b>FY 2025-26</b>	<b>FY 2026-27</b>	<b>FY 2027-28</b>
1. Percent of SNAP households that may be eligible for LIHEAP	75	75	75	0	100	100	100

<b><u>Fund Activities Encompassed</u></b>	<b>FY 2022-23</b>	<b>FY 2023-24</b>	<b>FY 2024-25</b>	<b>FY 2025-26</b>	<b>FY 2026-27</b>	<b>FY 2027-28</b>
1. Number of EC applications received	0	0	0	0	0	0
2. Number of ECI applications received	580	0	0	0	0	0

**Non-General Fund Program Measures Report  
for submittal to the 2023 Legislature  
Department of Human Services**

Name of Fund: Low-Income Home Energy Assistance Program (LIHEAP)

Apprn. Acct. Number: S-21-276-K

Fund Type (MOF): N

Legal Authority: P.L. 97-35

**Statement of Objectives**

Provide assistance to needy Hawai'i households by assisting with a one-time payment towards their past-due water or wastewater bill in the form of Water Crisis Intervention. Low-Income Home Water Assistance Program (LIHWAP) is a new, temporary program created by pandemic relief acts, and funds are only available through 09/30/2021. LIHWAP is slated to begin in October or November 2021.

<b><u>Fund Measures of Effectiveness</u></b>	<b>FY 2022-23</b>	<b>FY 2023-24</b>	<b>FY 2024-25</b>	<b>FY 2025-26</b>	<b>FY 2026-27</b>	<b>FY 2027-28</b>
1. <b>Numbers of households assisted with Water Crisis Intervention</b>	0	1,020	0	0	0	0

<b><u>Fund Program Size Indicators</u></b>	<b>FY 2021-22</b>	<b>FY 2022-23</b>	<b>FY 2023-24</b>	<b>FY 2024-25</b>	<b>FY 2025-26</b>	<b>FY 2026-27</b>	<b>FY 2027-28</b>
1. <b>Percent of SNAP households that may be eligible for LIHWAP</b>	100	100	100	0	0	0	0

<b><u>Fund Activities Encompassed</u></b>	<b>FY 2022-23</b>	<b>FY 2023-24</b>	<b>FY 2024-25</b>	<b>FY 2025-26</b>	<b>FY 2026-27</b>	<b>FY 2027-28</b>
1. <b>Number of Water Crisis Intervention applications received</b>	0	1,500	0	0	0	0

**Non-General Fund Program Measures Report  
for submittal to the 2023 Legislature  
Department of Human Services**

Name of Fund: Low-Income Home Energy Assistance Program (LIHEAP)

Apprn. Acct. Number: S-21-277-K

Fund Type (MOF): N

Legal Authority: P.L. 97-35

**Statement of Objectives**

Provide assistance to needy Hawai'i households by assisting with a one-time payment towards their past-due water or wastewater bill in the form of Water Crisis Intervention. Low-Income Home Water Assistance Program (LIHWAP) is a new, temporary program created by pandemic relief acts, and funds are only available through 09/30/2021. LIHWAP is slated to begin in October or November 2021.

<b><u>Fund Measures of Effectiveness</u></b>	FY	FY	FY	FY	FY	FY
	2022-23	2023-24	2024-25	2025-26	2026-27	2027-28
1. <b>Numbers of households assisted with Water Crisis Intervention</b>	186	1,020	0	0	0	0

<b><u>Fund Program Size Indicators</u></b>	FY	FY	FY	FY	FY	FY
	2021-22	2022-23	2023-24	2024-25	2025-26	2026-27
1. <b>Percent of SNAP households that may be eligible for LIHWAP</b>	100	100	100	0	0	0

<b><u>Fund Activities Encompassed</u></b>	FY	FY	FY	FY	FY	FY
	2022-23	2023-24	2024-25	2025-26	2026-27	2027-28
1. <b>Number of Water Crisis Intervention applications received</b>	300	1,500	0	0	0	0

**Non-General Fund Program Measures Report  
for submittal to the 2023 Legislature  
Department of Human Services**

Name of Fund: Temporary Assistance for Needy Families (TANF)  
 Apprn. Acct. Number: S-XX-201-K  
 Fund Type (MOF): N  
 Legal Authority: Title II Section 201, P.L. 101-131 and P.L. 104-193

**Statement of Objectives**

To provide financial support to families with dependent children through direct monetary payments for food, clothing, shelter and other essential needs until the family expands their capacity for self-sufficiency or until minor children attain the age of majority.

**Fund Measures of Effectiveness**

	FY 2022-23	FY 2023-24	FY 2024-25	FY 2025-26	FY 2026-27	FY 2027-28
1. Percentage of Applications Approved	26.50%	16.29%	14.00%	12.00%	12.00%	12.00%
2. Percentage of Case Closures Due to Income	30.10%	14.35%	12.00%	10.00%	10.00%	10.00%

**Fund Program Size Indicators**

	FY 2021-22	FY 2022-23	FY 2023-24	FY 2024-25	FY 2025-26	FY 2026-27	FY 2027-28
1. Average Number of TANF Applications in Received Status Per Month	2,170	2,100	2,000	2,000	2,000	2,000	2,000
2. Average Number of TANF Families Receiving Benefits Per Month	5,141	3,800	3,600	3,600	3,600	3,500	3,500
3. Average Number of TANF Recipients Per Month	15,336	11,600	11,500	11,500	11,250	11,250	11,250

**Fund Activities Encompassed**

	FY 2022-23	FY 2023-24	FY 2024-25	FY 2025-26	FY 2026-27	FY 2027-28
1. Average Number of TANF Applications Processed Per Month	1,700	1,800	1,800	1,900	1,900	1,900
2. Average Number of Approved TANF Applications Per Month	200	200	200	180	180	180
3. Average Number of Denied TANF Applications Per Month	1,000	1,100	1,100	1,150	1,150	1,150
4. Average Number of TANF Case Closures Per Month	400	450	450	475	475	475

**Non-General Fund Program Measures Report  
for submittal to the 2023 Legislature  
Department of Human Services**

Name of Fund: Emergency Shelter Grant  
 Apprn. Acct. Number: S-XX-216-K  
 Fund Type (MOF): N  
 Legal Authority: McKinney-Vento Homeless Act as amended by Hearth Act of 2009

**Statement of Objectives**

Emergency Solutions Grant (ESG) funds will be used in Hawaii, Kauai and Maui counties to meet the objectives of promoting decent affordable housing and strengthening communities. Emergency shelters provide a secure environment where homeless households and/or victims of domestic violence can stabilize their lives, and address their needs, and strengthen their economic situation towards the goal of permanent housing. ESG Shelter funds are utilized specifically for operational costs. ESG Homeless Prevention and Rapid RE-housing Program (HPRP) funding helps prevent homelessness by providing eligible housing-related financial assistance to persons and families at risk of homelessness, as well as providing rapid re-housing (RRH) assistance to homeless households. Financial assistance includes short/medium term rents, rent/utility arrears, and utility payments. RRH funds are also utilized to provide housing relocation and stabilization services (case management, housing search and placement, legal services, landlord mediation, etc.) as integral components to achieving housing stability in permanent housing.

<b>Fund Measures of Effectiveness</b>		FY 2022-23	FY 2023-24	FY 2024-25	FY 2025-26	FY 2026-27	FY 2027-28
1.	Length of time persons remain homeless (calculated as the Avg. LOS in days for stayers as of end of FY22 - SO, ES projects; excluded RRH as most have move in dates very soon after entry and wouldn't add much to Avg LOS)	169.00	169.00	241.00	241.00	241.00	241.00
2.	# of homeless persons served: (a) in the most recent Point-In-Time Count (most recent 2022 count was sheltered only, counted total clients from ES projects that were funded with either ESG source)	628.00	628.00	600.00	600.00	600.00	600.00
3.	# of homeless persons served: (b) Annually (distinct count of all persons served in SO, ES, RRH ESG projects for the year)	1,964.00	1,800.00	1,600.00	1,600.00	1,600.00	1,600.00
4.	# of homeless persons increasing employment and income in ESG-funded Projects (exiting adults in SO, ES, RRH projects that increased income from any sources - entry to exit comparison)	580.00	580.00	365.00	365.00	365.00	365.00

<b>Program Size Indicators</b>		FY 2021-22	FY 2022-23	FY 2023-24	FY 2024-25	FY 2025-26	FY 2026-27	FY 2027-28
1.	# of homeless persons served (distinct clients in ESG SO, ES, RRH)	1,964	1,800	1,600	1,600	1,600	1,600	1,600
2.	# of homeless persons achieve housing stability through PH placement (clients exiting to PH from SO, ES, RRH ESG projects)	567	450	400	400	400	400	400
3.	# of persons receiving RRH financial assistance/housing relocation/stabilization services (count of clients served in RRH)	190	152	114	114	114	114	114

<b>Fund Activities Encompassed</b>		FY 2022-23	FY 2023-24	FY 2024-25	FY 2025-26	FY 2026-27	FY 2027-28
1.	# of persons who exited Homelessness through PH placement (count exits to PH among SO/ES/RRH projects)	567	450	400	400	400	400
2.	# of persons who exited Homelessness through RRH financial assistance/housing relocation/stabilization services	97	80	80	80	80	80
3.	# of Persons receiving prevention financial assistance/support service remained permanently housed (count persons in HP projects; assumption that none entered homeless projects in HMIS after exiting - typically this % is very small especially in short time period)	190	133	133	133	133	133

**Non-General Fund Program Measures Report  
for submittal to the 2023 Legislature  
Department of Human Services**

Name of Fund: HOPWA  
 Apprn. Acct. Number: S-XX-222-K  
 Fund Type (MOF): N  
 Legal Authority: AIDS Housing Opportunity Act

**Statement of Objectives**

The Neighbor Island Housing Program (NIHP) is a cooperative effort of the three community-based AIDS Service Organizations (ASOs) serving the islands of Kauai, Molokai, Lanai, Maui and Hawaii. Established in 1988, the cooperating agencies of NIHP are Malama Polo Health Services (MP), Maui Aids Foundation (MAF) and the Hawaii Island HIV/AIDS Foundation (HIHAF). MAF acts as the lead administrative agency for the Housing Opportunity for Persons with AIDS (HOPWA) grant. The primary focus of the HOPWA program is to increase the housing stability of people living with HIV/AIDS. More stable housing leads to better compliance with medication, better engagement with the health providers, lower community viral load and better health outcome. Housing helps lower transmission rates. The coalition provides TBRA (Tenant Based Rental Assistance), STRMU (Short-term Rent, Mortgage, Utilities), Permanent Housing Placement Assistance services, as well as supportive services/case management at the respective island ASOs. It serves three counties in the State of Hawaii located on 5 separate island.

**Fund Measures of Effectiveness**

	FY 2022-23	FY 2023-24	FY 2024-25	FY 2025-26	FY 2026-27	FY 2027-28
1. # of persons to be served with Short-term rent, mortgage, and utility assistance payments	10.00	10.00	10.00	10.00	10.00	10.00
2. # of persons to be served with Tenant-based rental assistance	19.00	19.00	19.00	19.00	19.00	19.00
3. # of persons to be served with Permanent Housing Placement	3.00	3.00	3.00	3.00	3.00	3.00

**Program Size Indicators**

	FY 2021-22	FY 2022-23	FY 2023-24	FY 2024-25	FY 2025-26	FY 2026-27	FY 2027-28
1. # of homeless persons served	48	45	45	45	45	45	45
2. # of persons receiving Short-term rent, mortgage, and utility assistance payments	13	13	13	13	13	13	13
3. # of homeless persons receiving Tenant-based rental assistance	35	33	33	33	33	33	33
4. # of homeless persons achieve housing stability through permanent housing placement	33	33	33	33	33	33	33

**Fund Activities Encompassed**

	FY 2022-23	FY 2023-24	FY 2024-25	FY 2025-26	FY 2026-27	FY 2027-28
1. # of persons who exited Homelessness through Tenant-based rental assistance	10	10	10	10	10	10
2. # of persons who exited Homelessness through Permanent Housing Placement	10	10	10	10	10	10
3. # of Persons receiving prevention financial assistance/support service remained permanently housed	13	13	13	13	13	13



**Non-General Fund Program Measures Report  
for submittal to the 2023 Legislature  
Department of Human Services**

Name of Fund: Continuum of Care

Apprn. Acct. Number: S-XX-500-K

Fund Type (MOF): N

Legal Authority: McKinney-Vento Homeless Act as amended by Hearth Act of 2009

**Statement of Objectives**

The Continuum of Care (CoC) grant is no longer administered by the Department of Human Services (DHS), Homeless Programs Office (HPO). In Early 2019, DHS sought approval from the U.S. Department of Housing and Urban Development (HUD) to change the CoC grant recipients from the DHS to each applicable service provider. As the CoC for Hawaii, Kauai and Maui counties, the Bridging the Gap (BTG) Board had unanimously agreed to approve this change. Upon approval by HUD, this request to change recipients of DHS. The CoC grant is currently managed by Ka Mana O Na Helu, a non-profit organization procured for and selected by BTG to serve as the CoC Collaborative Applicant and Homeless Management Information System lead agency.

<b><u>Fund Measures of Effectiveness</u></b>		<b>FY 2022-23</b>	<b>FY 2023-24</b>	<b>FY 2024-25</b>	<b>FY 2025-26</b>	<b>FY 2026-27</b>	<b>FY 2027-28</b>
--	--	-----------------------	-----------------------	-----------------------	-----------------------	-----------------------	-----------------------

1.	n/a						
2.							

<b><u>Program Size Indicators</u></b>		<b>FY 2021-22</b>	<b>FY 2022-23</b>	<b>FY 2023-24</b>	<b>FY 2024-25</b>	<b>FY 2025-26</b>	<b>FY 2026-27</b>	<b>FY 2027-28</b>
---------------------------------------	--	-----------------------	-----------------------	-----------------------	-----------------------	-----------------------	-----------------------	-----------------------

1.	n/a							
2.								

<b><u>Fund Activities Encompassed</u></b>		<b>FY 2022-23</b>	<b>FY 2023-24</b>	<b>FY 2024-25</b>	<b>FY 2025-26</b>	<b>FY 2026-27</b>	<b>FY 2027-28</b>
---	--	-----------------------	-----------------------	-----------------------	-----------------------	-----------------------	-----------------------

1.	n/a						
2.							

**Non-General Fund Program Measures Report  
for submittal to the 2023 Legislature  
Department of Human Services**

Name of Fund: Supplemental Nutrition Assistance Program  
 Apprn. Acct. Number: S-XX-236-K (2 of 7)  
 Fund Type (MOF): N  
 Legal Authority: SNAP Act 1964, Title 7, Chapter II, C

**Statement of Objectives**

To supplement food budget thereby improving diets of low-income households by supplementing their food purchasing power to buy nutritious food.

<b>Fund Measures of Effectiveness</b>		<b>FY 2022-23</b>	<b>FY 2023-24</b>	<b>FY 2024-25</b>	<b>FY 2025-26</b>	<b>FY 2026-27</b>	<b>FY 2027-28</b>
1.	% of SNAP applications received and processed timely.	92.00	96.00	96.00	96.00	96.00	97.00
2.	% of SNAP error rate	9.00	5.00	4.00	4.00	4.00	3.00

<b>Fund Program Size Indicators</b>		<b>FY 2021-22</b>	<b>FY 2022-23</b>	<b>FY 2023-24</b>	<b>FY 2024-25</b>	<b>FY 2025-26</b>	<b>FY 2026-27</b>	<b>FY 2027-28</b>
1.	Average monthly number of SNAP applicant households	7,000	8,000	8,000	8,000	8,000	9,000	9,000
2.	Average household size	1.82	1.74	1.81	1.81	1.81	2.00	2.00
3.	Average monthly number of potential SNAP applicants	7,000	7,500	7,500	7,500	7,500	8,500	8,500
4.	Average monthly number of individuals receiving SNAP	179,233	170,622	153,507	159,030	162,450	164,160	176,400
5.	Average monthly number of households receiving SNAP	98,504	98,139	90,184	93,000	95,000	96,000	98,000

<b>Fund Activities Encompassed</b>		<b>FY 2022-23</b>	<b>FY 2023-24</b>	<b>FY 2024-25</b>	<b>FY 2025-26</b>	<b>FY 2026-27</b>	<b>FY 2027-28</b>
1.	Monthly average - SNAP applications processed within administrative req	92.00	96.00	96.00	97.00	97.00	97.00
2.	Average monthly SNAP benefits issuance	76,490,276	79,542,000	82,026,000	85,500,000	86,400,000	88,200,000
3.	Average annual SNAP benefits issuance	917,883,312	954,504,000	984,312,000	1,026,000,000	1,036,800,000	1,058,400,000

**Non-General Fund Program Measures Report  
for submittal to the 2023 Legislature  
Department of Human Services**

Name of Fund: Child Care Development Fund (CCDF)  
 Apprn. Acct. Number: S-XX-236 ( 5 of 7 ) S-XX-230-K  
 Fund Type (MOF): N  
 Legal Authority: Title VI, PRWORA, P.L. 104-193

**Statement of Objectives**

Provide child care assistance under the State welfare program, families who are attempting through work activities to transition off of such an assistance program, and families who are at risk of becoming dependent on such assistance.

<b>Fund Measures of Effectiveness</b>		<b>FY 2022-23</b>	<b>FY 2023-24</b>	<b>FY 2024-25</b>	<b>FY 2025-26</b>	<b>FY 2026-27</b>	<b>FY 2027-28</b>
1.	% WORK PGM PARTICIPANTS EXITED PGM W/EMPLOYMENT	2.70	2.70	3.00	3.00	3.20	3.20
2.	% TANF/TAONF RCPT FAM MTG FED WORK PARTICIPATION STD	13.00	15.00	20.00	30.00	35.00	35.00
3.	% FTW PARTICIPANT W/CHILD CARE SUBSIDIES MTG WORK REQ	20.00	20.00	20.00	20.00	20.00	20.00
4.	% APPL REC'G CHILD CARE SUBSIDIES TO MAINTAIN EMPL	86.00	86.00	86.00	86.00	86.00	86.00

<b>Program Size Indicators</b>		<b>FY 2021-22</b>	<b>FY 2022-23</b>	<b>FY 2023-24</b>	<b>FY 2024-25</b>	<b>FY 2025-26</b>	<b>FY 2026-27</b>	<b>FY 2027-28</b>
1.	#DHS FTW PARTICIPANTS REC'D CHILD CARE SUBSIDIES	141	123	123	123	123	123	123
2.	# APPL (NOT FTW) WHO APPLIED CHILD CARE SUBSIDIES	4,536	4,100	4,100	4,100	4,100	4,100	4,100

<b>Fund Activities Encompassed</b>		<b>FY 2022-23</b>	<b>FY 2023-24</b>	<b>FY 2024-25</b>	<b>FY 2025-26</b>	<b>FY 2026-27</b>	<b>FY 2027-28</b>
1.	# PARTICIPANT REC'G DHS CHILD CARE SUBSIDIES AS FTW PGM	70	70	70	70	70	70
2.	# APPLICANTS ELIGIBLE FOR CHILD CARE SUBSIDIES	2,600	2,600	2,600	2,600	2,600	2,600

**Non-General Fund Program Measures Report  
for submittal to the 2023 Legislature  
Department of Human Services**

Name of Fund: Temporary Assistance for Needy Families (TANF)  
 Apprn. Acct. Number: S-XX-236 ( 4 of 7 ) S-XX-231-K  
 Fund Type (MOF): N  
 Legal Authority: Title II Section 201, P.L. 101-31 and P.L. 104-193

**Statement of Objectives**

To enhance program effectiveness and efficiency by determining the eligibility of applicants and recipients for public assistance, orienting them to the services available, directing them to appropriate places for assistance, and aiding recipients to obtain and retain employment.

**Fund Measures of Effectiveness**

	FY 2022-23	FY 2023-24	FY 2024-25	FY 2025-26	FY 2026-27	FY 2027-28
1. Percentage of TANF Work Program Participants Meeting Work Requirements	13.00	15.00	20.00	30.00	35.00	35.00
2. Percentage of Employed TANF Work Program Participants Per Month	25.00	25.00	27.00	30.00	32.00	32.00
3. Percentage of TANF Work Program Participants Exited With Employment	2.70	2.70	3.00	3.00	3.20	3.20

**Fund Program Size Indicators**

	FY 2021-22	FY 2022-23	FY 2023-24	FY 2024-25	FY 2025-26	FY 2026-27	FY 2027-28
1. Average Number of TANF Work Program Participants Per Month	3,543	2,800	2,750	2,000	2,000	2,000	2,000

**Fund Activities Encompassed**

	FY 2022-23	FY 2023-24	FY 2024-25	FY 2025-26	FY 2026-27	FY 2027-28
1. Average Number of Participants Receiving Support Services Per Month	400	400	375	375	375	375
2. Average Number of Participants Receiving Child Care Subsidies Per Month	70	70	70	70	70	70
3. Average Number of Participants Exiting TANF Work Program Per Month	360	360	350	350	350	350

**Non-General Fund Program Measures Report  
for submittal to the 2023 Legislature  
Department of Human Services**

Name of Fund: Public Assistance-Maintenance Assistance  
 Apprn. Acct. Number: S-XX-236 ( 1 of 7 ) S-XX-232-K  
 Fund Type (MOF): N  
 Legal Authority: Title IV-A, 45 CFR Chapter II, P.L. 104-193

**Statement of Objectives**

To enhance program effectiveness and efficiency by determining the eligibility of applicants and recipients for public assistance, orienting them to the services available, directing them to appropriate places for assistance, and aiding recipients to obtain and retain employment.

<b>Fund Measures of Effectiveness</b>	<b>FY 2022-23</b>	<b>FY 2023-24</b>	<b>FY 2024-25</b>	<b>FY 2025-26</b>	<b>FY 2026-27</b>	<b>FY 2027-28</b>
1. <b>Percentage of TANF Applications Disposed Within 45 Days</b>	90.00	90.00	95.00	95.00	95.00	95.00

<b>Fund Program Size Indicators</b>	<b>FY 2020-21</b>	<b>FY 2022-23</b>	<b>FY 2023-24</b>	<b>FY 2024-25</b>	<b>FY 2025-26</b>	<b>FY 2026-27</b>	<b>FY 2027-28</b>
1. <b>Average Number of TANF Applications in Received Status Per Month</b>	1,712	2,100	2,000	2,000	2,000	2,000	2,000
2. <b>Average Number of TANF Families Receiving Benefits Per Month</b>	6,782	3,800	3,600	3,600	3,600	3,500	3,500
3. <b>Average Number of TANF Recipients Per Month</b>	20,853	11,600	11,500	11,500	11,250	11,250	11,250

<b>Fund Activities Encompassed</b>	<b>FY 2022-23</b>	<b>FY 2023-24</b>	<b>FY 2024-25</b>	<b>FY 2025-26</b>	<b>FY 2026-27</b>	<b>FY 2027-28</b>
1. <b>Average Number of TANF Application Approvals Per Month</b>	200	200	200	180	180	180
2. <b>Average Number of TANF Denials Per Month</b>	1,000	1,100	1,100	1,150	1,150	1,150
3. <b>Average Number of TANF Closures Per Month</b>	400	450	450	475	475	475
4. <b>Average Number of TANF Applications Processed Per Month</b>	1,700	1,800	1,800	1,900	1,900	1,900

**Non-General Fund Program Measures Report  
for submittal to the 2023 Legislature  
Department of Human Services**

Name of Fund: Medical Assistance Program  
 Apprn. Acct. Number: S-XX-236-K ( 3 of 7 ) S-XX-234-K  
 Fund Type (MOF): N  
 Legal Authority: Sec. 1102, 49 Stat.647 (42 U.S.C. 1302)

**Statement of Objectives**

To provide medical assistance information to Financial Assistance recipients.

<b>Fund Measures of Effectiveness</b>	<b>FY 2022-23</b>	<b>FY 2023-24</b>	<b>FY 2024-25</b>	<b>FY 2025-26</b>	<b>FY 2026-27</b>	<b>FY 2027-28</b>
1. <u>Average % of medical responses selected for HIRMS</u>	0.0000	0.0000	0.0000	0.0000	0.0000	0.0000

<b>Fund Program Size Indicators</b>	<b>FY 2021-22</b>	<b>FY 2022-23</b>	<b>FY 2023-24</b>	<b>FY 2024-25</b>	<b>FY 2025-26</b>	<b>FY 2026-27</b>	<b>FY 2027-28</b>
1. <u>Number of eligibility worker positions</u>	274	320	320	320	320	320	320
2. <u>Total number of HIRMS responses selected annually</u>	7,680	9,000	10,000	12,000	12,000	12,000	12,000
3. <u>Total number of HIRMS medical responses selected annually</u>	0	0	0	0	0	0	0

<b>Fund Activities Encompassed</b>	<b>FY 2022-23</b>	<b>FY 2023-24</b>	<b>FY 2024-25</b>	<b>FY 2025-26</b>	<b>FY 2026-27</b>	<b>FY 2027-28</b>
1. <u>Average number of HIRMS responses selected per month</u>	640	900	1,200	1,200	1,200	1,200

**Non-General Fund Program Measures Report  
for submittal to the 2023 Legislature  
Department of Human Services**

Name of Fund: Refugee Resettlement Program

Apprn. Acct. Number: S-XX-236 ( 6 of 7 ) S-XX-501 & S-XX-226

Fund Type (MOF): N

Legal Authority: Act 1980, SEC 414 (a) (6)

**Statement of Objectives**

Assist Hawaii's low-income, immigrant & refugee population to overcome and alleviate workforce barrier to economic self-sufficiency via an array of community- based programs and services.

<b><u>Fund Measures of Effectiveness</u></b>		<b>FY 2022-23</b>	<b>FY 2023-24</b>	<b>FY 2024-25</b>	<b>FY 2025-26</b>	<b>FY 2026-27</b>	<b>FY 2027-28</b>
1.	Previous RCA recipients still enrolled in this reporting period	19	24	13	6	3	3
2.	New RCA recipients enrolled during this reporting period	38	24	12	9	6	6
3.	Total number of RCA recipients during this reporting period	57	48	25	15	10	10
4.	Total unduplicated number of TANF-type recipients (including differential) Federal Fiscal Year to Date	30	21	16	12	10	10
5.	Total unduplicated number of RCA type recipients Federal Fiscal Year To Date	9	6	6	3	3	3
6.	Total unduplicated number of RCA recipients Federal Fiscal Year to Date	9	6	6	3	3	3

<b><u>Fund Program Size Indicators</u></b>		<b>FY 2021-22</b>	<b>FY 2022-23</b>	<b>FY 2023-24</b>	<b>FY 2024-25</b>	<b>FY 2025-26</b>	<b>FY 2026-27</b>	<b>FY 2027-28</b>
1.	Number of RCA recipients who reached the eight month time limit during this reporting period	0	19	33	24	13	6	4
2.	Number of RCA terminations due to income from employments prior to the eight month limit	0	0	5	3	1	1	1
3.	RCA termination rate	n/a	n/a	15.0%	13.0%	8.0%	17.0%	25.0%
4.	Total number of RCA recipients during this reporting period	19	57	48	25	15	10	10

<b><u>Fund Activities Encompassed</u></b>		<b>FY 2022-23</b>	<b>FY 2023-24</b>	<b>FY 2024-25</b>	<b>FY 2025-26</b>	<b>FY 2026-27</b>	<b>FY 2027-28</b>
1.	Number of staff working on RCA applicants/recipients to determine eligibility	6	12	12	12	12	12

**Non-General Fund Program Measures Report  
for submittal to the 2023 Legislature  
Department of Human Services**

Name of Fund: Low-Income Home Energy Assistance Program (LIHEAP)

Apprn. Acct. Number: S-XX-236 ( 7 of 7 ) S-XX-296-K

Fund Type (MOF): N

Legal Authority: P.L. 97-35

**Statement of Objectives**

Administrative costs for the operation of the Low-Income Home Energy Assistance Program (LIHEAP) and Low-Income Home Water Assistance Program (LIHWAP).

<b><u>Fund Measures of Effectiveness</u></b>	<b>FY 2022-23</b>	<b>FY 2023-24</b>	<b>FY 2024-25</b>	<b>FY 2025-26</b>	<b>FY 2026-27</b>	<b>FY 2027-28</b>
1. Total application approvals for LIHEAP and LIHWAP	8,334	8,200	8,000	8,000	8,000	8,000

<b><u>Fund Program Size Indicators</u></b>	<b>FY 2021-22</b>	<b>FY 2022-23</b>	<b>FY 2023-24</b>	<b>FY 2024-25</b>	<b>FY 2025-26</b>	<b>FY 2026-27</b>	<b>FY 2027-28</b>
1. Contracts with Community Action Agencies to conduct	4	4	4	4	4	4	4

<b><u>Fund Activities Encompassed</u></b>	<b>FY 2022-23</b>	<b>FY 2023-24</b>	<b>FY 2024-25</b>	<b>FY 2025-26</b>	<b>FY 2026-27</b>	<b>FY 2027-28</b>
1. Support staff for LIHEAP Administration (Coordinator and Office Assistant)	1.5	1.5	1.5	1.5	1.5	1.5
2. Other support (admin, fiscal, IT, etc.)	3	3	3	3	3	3



**Non-General Fund Program Measures Report  
for submittal to the 2023 Legislature  
Department of Human Services**

Name of Fund: Employment and Training Program  
 Apprn. Acct. Number: S-206-K  
 Fund Type (MOF): N  
 Legal Authority: P.L. 99-198

**Statement of Objectives**

The Employment & Training (E&T) program assists members of households participating in the Supplemental Nutrition Assistance Program (SNAP) in gaining skills, training, work, or experience that will increase the ability of the household members to obtain regular employment and help to meet State or local workforce needs. [Note: funds are used in conjunction with S-545 and S-227 accounts for the E&T program.]

<b>Fund Measures of Effectiveness</b>		FY 2022-23	FY 2023-24	FY 2024-25	FY 2025-26	FY 2026-27	FY 2027-28
1.	# of E&T participants that obtain employment	200	200	200	200	200	200
2.	# of E&T participants that complete vocational training program or obtain associate's degree	150	150	150	150	150	150

<b>Fund Program Size Indicators</b>		FY 2021-22	FY 2022-23	FY 2023-24	FY 2024-25	FY 2025-26	FY 2026-27	FY 2027-28
1.	# of SNAP individuals participating in the E&T program	1,540	1,575	1,575	1,575	1,575	1,575	1,575
2.	# of SNAP individuals enrolled in vocational training program or community college in the E&T program	250	250	250	250	250	250	250

<b>Fund Activities Encompassed</b>		FY 2022-23	FY 2023-24	FY 2024-25	FY 2025-26	FY 2026-27	FY 2027-28
1.	# of E&T participants completing work experience activities	300	300	300	300	300	300
2.	# of general supportive services assistance (except tuition) payments provided	1,500	1,500	1,500	1,500	1,500	1,500
3.	# of tuition support payments provided	330	330	330	330	330	330

**Non-General Fund Program Measures Report  
for submittal to the 2023 Legislature  
Department of Human Services**

Name of Fund: Employment and Training Program  
 Apprn. Acct. Number: S-545-K  
 Fund Type (MOF): N  
 Legal Authority: P.L. 99-198

**Statement of Objectives**

The Employment & Training (E&T) program assists members of households participating in the Supplemental Nutrition Assistance Program (SNAP) in gaining skills, training, work, or experience that will increase the ability of the household members to obtain regular employment and help to meet State or local workforce needs. [Note: funds are used in conjunction with S-206 and S-227 accounts for the E&T program.]

<b>Fund Measures of Effectiveness</b>		<b>FY 2022-23</b>	<b>FY 2023-24</b>	<b>FY 2024-25</b>	<b>FY 2025-26</b>	<b>FY 2026-27</b>	<b>FY 2027-28</b>
1.	# of E&T participants that obtain employment	200	200	200	200	200	200
2.	# of E&T participants that complete vocational training program or obtain associate's degree	150	150	150	150	150	150

<b>Fund Program Size Indicators</b>		<b>FY 2021-22</b>	<b>FY 2022-23</b>	<b>FY 2023-24</b>	<b>FY 2024-25</b>	<b>FY 2025-26</b>	<b>FY 2026-27</b>	<b>FY 2027-28</b>
1.	# of SNAP individuals participating in the E&T program	1,575	1,575	1,575	1,575	1,575	1,575	1,575
2.	# of SNAP individuals enrolled in vocational training program or community college in the E&T program	250	250	250	250	250	250	250

<b>Fund Activities Encompassed</b>		<b>FY 2022-23</b>	<b>FY 2023-24</b>	<b>FY 2024-25</b>	<b>FY 2025-26</b>	<b>FY 2026-27</b>	<b>FY 2027-28</b>
1.	# of E&T participants completing work experience activities	300	300	300	300	300	300
2.	# of general supportive services assistance (except tuition) payments provided	1,500	1,500	1,500	1,500	1,500	1,500
3.	# of tuition support payments provided	330	330	330	330	330	330

**Non-General Fund Program Measures Report  
for submittal to the 2023 Legislature  
Department of Human Services**

Name of Fund: Employment and Training Program  
 Appropriation Account Number: S-22-573-K  
 Fund Type (MOF): N  
 Legal Authority: P.L. 99-198

**Statement of Objectives**

The Employment & Training (E&T) program assists members of households participating in the Supplemental Nutrition Assistance Program (SNAP) in gaining skills, training, work, or experience that will increase the ability of the household members to obtain regular employment and help to meet State or local workforce needs. [Note: funds are used in conjunction with S-545 and S-206 accounts for the E&T program.]

**Fund Measures of Effectiveness**

	FY 2022-23	FY 2023-24	FY 2024-25	FY 2025-26	FY 2026-27	FY 2027-28
1. # of E&T participants that obtain employment	200	200	200	200	200	200
2. # of E&T participants that complete vocational training program or obtain associate's	150	150	150	150	150	150

**Program Size Indicators**

	FY 2021-22	FY 2022-23	FY 2023-24	FY 2024-25	FY 2025-26	FY 2026-27	FY 2027-28
1. # of SNAP individuals participating in the E&T program	1,540	1,575	1,575	1,575	1,575	1,575	1,575
2. # of SNAP individuals enrolled in vocational training program or	250	250	250	250	250	250	250

**Fund Activities Encompassed**

	FY 2022-23	FY 2023-24	FY 2024-25	FY 2025-26	FY 2026-27	FY 2027-28
1. # of E&T participants completing work experience activities	300	300	300	300	300	300
2. # of general supportive services assistance (except tuition) payments provided	1,500	1,500	1,500	1,500	1,500	1,500
3. # of tuition support payments provided	330	330	330	330	330	330

**Non-General Fund Program Measures Report  
for submittal to the 2023 Legislature  
Department of Human Services**

Name of Fund: Child Care Development Fund (CCDF)  
 Apprn. Acct. Number: S-XX-215-K  
 Fund Type (MOF): N  
 Legal Authority: Title VI, PRWORA, P.L. 104-193

**Statement of Objectives**

The objectives of DHS' Child Care Licensing Program is to ensure the health, safety, and well-being of children enrolled in registered Family Child Care Homes and licensed child care centers (Before & After School Child Care Facilities, Group Child Care Centers & Group Child Care Homes, and Infant & Toddler Child Care Centers) by developing and enforcing minimum standards for these types of child care. Child care providers have inspections to ensure compliance with the law and administrative rules by licensing workers. Licensing workers provide consultation and technical assistance to existing providers and applicants who apply to operate a family child care home or child care center.

<b>Fund Measures of Effectiveness</b>	FY	FY	FY	FY	FY	FY
	2022-23	2023-24	2024-25	2025-26	2026-27	2027-28
1. % REGULATED CC FACILITY NO CONFRMD RPTS INJ/ABU/NEG	99.00	99.00	99.00	99.00	99.00	99.00

<b>Program Size Indicators</b>	FY	FY	FY	FY	FY	FY	FY
	2021-22	2022-23	2023-24	2024-25	2025-26	2026-27	2027-28
1. # DHS-LICENSED CHILD CARE PROVIDERS	990	825	850	875	900	925	950

<b>Fund Activities Encompassed</b>	FY	FY	FY	FY	FY	FY
	2022-23	2023-24	2024-25	2025-26	2026-27	2027-28
1. #LICSND PRVDRS INVESTGD FOR HEALTH/SAFETY VIOLATIONS	45	45	45	45	45	45
2. #LICENSED PROVIDERS	825	850	875	900	925	950
3. # CHILD CARE SLOTS AVAILABLE DUE TO LICENSING	32,000	32,950	33,900	34,850	35,800	36,750

**Non-General Fund Program Measures Report  
for submittal to the 2023 Legislature  
Department of Human Services**

Name of Fund: Child Care Development Fund (CCDF)  
 Apprn. Acct. Number: S-XX-225-K  
 Fund Type (MOF): N  
 Legal Authority: Title VI, PRWORA, P.L. 104-193

**Statement of Objectives**

Provide child care assistance under the State welfare program, families who are attempting through work activities to transition off of such an assistance program, and families who are at risk of becoming dependent on such assistance.

<b>Fund Measures of Effectiveness</b>		FY 2022-23	FY 2023-24	FY 2024-25	FY 2025-26	FY 2026-27	FY 2027-28
1.	% WORK PGM PARTICIPANTS EXITED PGM W/EMPLOYMENT	2.70	2.70	3.00	3.00	3.20	3.20
2.	% TANF/TAONF RCPT FAM MTG FED WORK PARTICIPATION STD	13.00	15.00	20.00	30.00	35.00	35.00
3.	% FTW PARTICIPANT W/CHILD CARE SUBSIDIES MTG WORK REQ	20.00	20.00	20.00	20.00	20.00	20.00
4.	% APPL REC'G CHILD CARE SUBSIDIES TO MAINTAIN EMPL	86.00	86.00	86.00	86.00	86.00	86.00

<b>Program Size Indicators</b>		FY 2021-22	FY 2022-23	FY 2023-24	FY 2024-25	FY 2025-26	FY 2026-27	FY 2027-28
1.	#DHS FTW PARTICIPANTS REC'D CHILD CARE SUBSIDIES	141	123	123	123	123	123	123
2.	# APPL (NOT FTW) WHO APPLIED CHILD CARE SUBSIDIES	4,536	4,100	4,100	4,100	4,100	4,100	4,100

<b>Fund Activities Encompassed</b>		FY 2022-23	FY 2023-24	FY 2024-25	FY 2025-26	FY 2026-27	FY 2027-28
1.	# PARTICIPANT REC'G DHS CHILD CARE SUBSIDIES AS FTW PGM	70	70	70	70	70	70
2.	# APPLICANTS ELIGIBLE FOR CHILD CARE SUBSIDIES	2,600	2,600	2,600	2,600	2,600	2,600

**Non-General Fund Program Measures Report  
for submittal to the 2023 Legislature  
Department of Human Services**

Name of Fund: Child Care Development Fund (CCDF)  
 Apprn. Acct. Number: S-20-266-K  
 Fund Type (MOF): N  
 Legal Authority: Title VI, PRWORA, P.L. 104-193

**Statement of Objectives**

Provide child care assistance under the State welfare program, families who are attempting through work activities to transition off of such an assistance program, and families who are at risk of becoming dependent on such assistance.

<b>Fund Measures of Effectiveness</b>		<b>FY 2022-23</b>	<b>FY 2023-24</b>	<b>FY 2024-25</b>	<b>FY 2025-26</b>	<b>FY 2026-27</b>	<b>FY 2027-28</b>
1.	% WORK PGM PARTICIPANTS EXITED PGM W/EMPLOYMENT	0.00	0.00	0.00	0.00	0.00	0.00
2.	% TANF/TAONF RCPT FAM MTG FED WORK PARTICIPATION STD	0.00	0.00	0.00	0.00	0.00	0.00
3.	% FTW PARTICIPANT W/CHILD CARE SUBSIDIES MTG WORK REQ	0.00	0.00	0.00	0.00	0.00	0.00
4.	% APPL REC'G CHILD CARE SUBSIDIES TO MAINTAIN EMPL	0.00	0.00	0.00	0.00	0.00	0.00

<b>Program Size Indicators</b>		<b>FY 2021-22</b>	<b>FY 2022-23</b>	<b>FY 2023-24</b>	<b>FY 2024-25</b>	<b>FY 2025-26</b>	<b>FY 2026-27</b>	<b>FY 2027-28</b>
1.	#DHS FTW PARTICIPANTS REC'D CHILD CARE SUBSIDIES	141	0	0	0	0	0	0
2.	# APPL (NOT FTW) WHO APPLIED CHILD CARE SUBSIDIES	4,536	0	0	0	0	0	0

<b>Fund Activities Encompassed</b>		<b>FY 2022-23</b>	<b>FY 2023-24</b>	<b>FY 2024-25</b>	<b>FY 2025-26</b>	<b>FY 2026-27</b>	<b>FY 2027-28</b>
1.	# PARTICIPANT REC'G DHS CHILD CARE SUBSIDIES AS FTW PGM	0	0	0	0	0	0
2.	# APPLICANTS ELIGIBLE FOR CHILD CARE SUBSIDIES	0	0	0	0	0	0

**Non-General Fund Program Measures Report  
for submittal to the 2023 Legislature  
Department of Human Services**

Name of Fund: Child Care Development Fund (CCDF)  
 Apprn. Acct. Number: S-21-256-K  
 Fund Type (MOF): N  
 Legal Authority: Title VI, PRWORA, P.L. 104-193

**Statement of Objectives**

The objectives of the CCDBG Stabilization Grant is to stabilize and protect the child care sector which has been significantly impacted by the COVID-19 public health emergency. The child care sector is a crucial support to ensure that working families have safe and healthy child care homes and centers for their children.

<b><u>Fund Measures of Effectiveness</u></b>	<b>FY 2022-23</b>	<b>FY 2023-24</b>	<b>FY 2024-25</b>	<b>FY 2025-26</b>	<b>FY 2026-27</b>	<b>FY 2027-28</b>
1. % REGULATED CC FACILITY NO CONFRMD RPTS INJ/ABU/NEG	99.00	99.00	99.00	99.00	99.00	99.00

<b><u>Program Size Indicators</u></b>	<b>FY 2021-22</b>	<b>FY 2022-23</b>	<b>FY 2023-24</b>	<b>FY 2024-25</b>	<b>FY 2025-26</b>	<b>FY 2026-27</b>	<b>FY 2027-28</b>
1. # DHS-LICENSED CHILD CARE PROVIDERS	990	825	850	875	900	925	950

<b><u>Fund Activities Encompassed</u></b>	<b>FY 2022-23</b>	<b>FY 2023-24</b>	<b>FY 2024-25</b>	<b>FY 2025-26</b>	<b>FY 2026-27</b>	<b>FY 2027-28</b>
1. #LICSND PRVDRS INVESTGD FOR HEALTH/SAFETY VIOLATIONS	45	45	45	45	45	45
2. #LICENSED PROVIDERS	825	850	875	900	925	950
3. # CHILD CARE SLOTS AVAILABLE DUE TO LICENSING	32,000	32,950	33,900	34,850	35,800	36,750

**Non-General Fund Program Measures Report  
for submittal to the 2023 Legislature  
Department of Human Services**

Name of Fund: Child Care Development Fund (CCDF)  
 Apprn. Acct. Number: S-21-266-K  
 Fund Type (MOF): N  
 Legal Authority: Title VI, PRWORA, P.L. 104-193

**Statement of Objectives**

The objectives of the CCDBG ARP Discretionary Fund are to improve Hawaii's child care system, increase the early child care workforce and help make child care more affordable to more families.

<b><u>Fund Measures of Effectiveness</u></b>	<b>FY 2022-23</b>	<b>FY 2023-24</b>	<b>FY 2024-25</b>	<b>FY 2025-26</b>	<b>FY 2026-27</b>	<b>FY 2027-28</b>
1. <b>% REGULATED CC FACILITY NO CONFRMD RPTS INJ/ABU/NEG</b>	99.00	99.00	99.00	99.00	99.00	99.00

<b><u>Program Size Indicators</u></b>	<b>FY 2021-22</b>	<b>FY 2022-23</b>	<b>FY 2023-24</b>	<b>FY 2024-25</b>	<b>FY 2025-26</b>	<b>FY 2026-27</b>	<b>FY 2027-28</b>
1. <b># DHS-LICENSED CHILD CARE PROVIDERS</b>	990	825	850	875	900	925	950

<b><u>Fund Activities Encompassed</u></b>	<b>FY 2022-23</b>	<b>FY 2023-24</b>	<b>FY 2024-25</b>	<b>FY 2025-26</b>	<b>FY 2026-27</b>	<b>FY 2027-28</b>
1. <b>#LICSND PRVDRS INVESTGD FOR HEALTH/SAFETY VIOLATIONS</b>	45	45	45	45	45	45
2. <b>#LICENSED PROVIDERS</b>	825	850	875	900	925	950
3. <b># CHILD CARE SLOTS AVAILABLE DUE TO LICENSING</b>	32,000	32,950	33,900	34,850	35,800	36,750



**Non-General Fund Program Measures Report  
for submittal to the 2023 Legislature  
Department of Human Services**

Name of Fund: Child Care Development Fund (CCDF)  
 Apprn. Acct. Number: S-21-285-K  
 Fund Type (MOF): N  
 Legal Authority: Title VI, PRWORA, P.L. 104-193

**Statement of Objectives**

Provide child care assistance under the State welfare program, families who are attempting through work activities to transition off of such an assistance program, and families who are at risk of becoming dependent on such assistance.

<b>Fund Measures of Effectiveness</b>	<b>FY 2022-23</b>	<b>FY 2023-24</b>	<b>FY 2024-25</b>	<b>FY 2025-26</b>	<b>FY 2026-27</b>	<b>FY 2027-28</b>
1. % WORK PGM PARTICIPANTS EXITED PGM W/EMPLOYMENT	2.70	2.70	3.00	3.00	3.20	3.20
2. % TANF/TAONF RCPT FAM MTG FED WORK PARTICIPATION STD	13.00	15.00	20.00	30.00	35.00	35.00
3. % FTW PARTICIPANT W/CHILD CARE SUBSIDIES MTG WORK REQ	20.00	20.00	20.00	20.00	20.00	20.00
4. % APPL REC'G CHILD CARE SUBSIDIES TO MAINTAIN EMPL	86.00	86.00	86.00	86.00	86.00	86.00

<b>Program Size Indicators</b>	<b>FY 2021-22</b>	<b>FY 2022-23</b>	<b>FY 2023-24</b>	<b>FY 2024-25</b>	<b>FY 2025-26</b>	<b>FY 2026-27</b>	<b>FY 2027-28</b>
1. #DHS FTW PARTICIPANTS REC'D CHILD CARE SUBSIDIES	141	123	123	123	123	123	123
2. # APPL (NOT FTW) WHO APPLIED CHILD CARE SUBSIDIES	4,536	4,100	4,100	4,100	4,100	4,100	4,100

<b>Fund Activities Encompassed</b>	<b>FY 2022-23</b>	<b>FY 2023-24</b>	<b>FY 2024-25</b>	<b>FY 2025-26</b>	<b>FY 2026-27</b>	<b>FY 2027-28</b>
1. # PARTICIPANT REC'G DHS CHILD CARE SUBSIDIES AS FTW PGM	70	70	70	70	70	70
2. # APPLICANTS ELIGIBLE FOR CHILD CARE SUBSIDIES	2,600	2,600	2,600	2,600	2,600	2,600

**Non-General Fund Program Measures Report  
for submittal to the 2023 Legislature  
Department of Human Services**

Name of Fund: Child Care Development Fund (CCDF)-TANF transfer  
 Appropriation Account Number: S-22-576-K  
 Fund Type (MOF): N  
 Legal Authority: Title VI, PRWORA, P.L. 104-193

**Statement of Objectives**

Provide child care assistance under the State welfare program, families who are attempting through work activities to transition off of such an assistance program, and families who are at risk of becoming dependent on such assistance.

<b>Fund Measures of Effectiveness</b>		<b>FY 2022-23</b>	<b>FY 2023-24</b>	<b>FY 2024-25</b>	<b>FY 2025-26</b>	<b>FY 2026-27</b>	<b>FY 2027-28</b>
1.	% WORK PGM PARTICIPANTS EXITED PGM W/EMPLOYMENT	2.70	2.70	3.00	3.00	3.20	3.20
2.	% TANF/TAONF RCPT FAM MTG FED WORK PARTICIPATION STD	13.00	15.00	20.00	30.00	35.00	35.00
3.	% FTW PARTICIPANT W/CHILD CARE SUBSIDIES MTG WORK REQ	20.00	20.00	20.00	20.00	20.00	20.00
4.	% APPL REC'G CHILD CARE SUBSIDIES TO MAINTAIN EMPL	86.00	86.00	86.00	86.00	86.00	86.00

<b>Program Size Indicators</b>		<b>FY 2021-22</b>	<b>FY 2022-23</b>	<b>FY 2023-24</b>	<b>FY 2024-25</b>	<b>FY 2025-26</b>	<b>FY 2026-27</b>	<b>FY 2027-28</b>
1.	#DHS FTW PARTICIPANTS REC'D CHILD CARE SUBSIDIES	141	123	123	123	123	123	123
2.	# APPL (NOT FTW) WHO APPLIED CHILD CARE SUBSIDIES	4,536	4,100	4,100	4,100	4,100	4,100	4,100

<b>Fund Activities Encompassed</b>		<b>FY 2022-23</b>	<b>FY 2023-24</b>	<b>FY 2024-25</b>	<b>FY 2025-26</b>	<b>FY 2026-27</b>	<b>FY 2027-28</b>
1.	# PARTICIPANT REC'G DHS CHILD CARE SUBSIDIES AS FTW PGM	70	70	70	70	70	70
2.	# APPLICANTS ELIGIBLE FOR CHILD CARE SUBSIDIES	2,600	2,600	2,600	2,600	2,600	2,600

**Non-General Fund Program Measures Report  
for submittal to the 2023 Legislature  
Department of Human Services**

Name of Fund: Child Care Development Fund (CCDF)-TANF transfer

Appropriation Account Number: S-22-577-K

Fund Type (MOF): N

Legal Authority: Title VI, PRWORA, P.L. 104-193

**Statement of Objectives**

Provide child care assistance under the State welfare program, families who are attempting through work activities to transition off of such an assistance program, and families who are at risk of becoming dependent on such assistance.

**Fund Measures of Effectiveness**

	FY 2022-23	FY 2023-24	FY 2024-25	FY 2025-26	FY 2026-27	FY 2027-28
1. % WORK PGM PARTICIPANTS EXITED PGM W/EMPLOYMENT	2.70	2.70	3.00	3.00	3.20	3.20
2. % TANF/TAONF RCPT FAM MTG FED WORK PARTICIPATION STD	13.00	15.00	20.00	30.00	35.00	35.00
3. % FTW PARTICIPANT W/CHILD CARE SUBSIDIES MTG WORK REQ	20.00	20.00	20.00	20.00	20.00	20.00
4. % APPL REC'G CHILD CARE SUBSIDIES TO MAINTAIN EMPL	86.00	86.00	86.00	86.00	86.00	86.00

**Program Size Indicators**

	FY 2021-22	FY 2022-23	FY 2023-24	FY 2024-25	FY 2025-26	FY 2026-27	FY 2027-28
1. #DHS FTW PARTICIPANTS REC'D CHILD CARE SUBSIDIES	141	123	123	123	123	123	123
2. # APPL (NOT FTW) WHO APPLIED CHILD CARE SUBSIDIES	4,536	4,100	4,100	4,100	4,100	4,100	4,100

**Fund Activities Encompassed**

	FY 2022-23	FY 2023-24	FY 2024-25	FY 2025-26	FY 2026-27	FY 2027-28
1. # PARTICIPANT REC'G DHS CHILD CARE SUBSIDIES AS FTW PGM	70	70	70	70	70	70
2. # APPLICANTS ELIGIBLE FOR CHILD CARE SUBSIDIES	2,600	2,600	2,600	2,600	2,600	2,600

**Non-General Fund Program Measures Report  
for submittal to the 2023 Legislature  
Department of Human Services**

Name of Fund: DHS INFO Technology System (Access to Learning - POD)

Apprn. Acct. Number: S-21-286-K

Fund Type (MOF): N

Legal Authority: Act 046, SLH 2020

**Statement of Objectives**

The objectives of the CCDBG Stabilization Grant is to stabilize and protect the child care sector which has been significantly impacted by the COVID-19 public health emergency. The child care sector is a crucial support to ensure that working families have safe and healthy child care homes and centers for their children.

<b>Fund Measures of Effectiveness</b>		<b>FY 2022-23</b>	<b>FY 2023-24</b>	<b>FY 2024-25</b>	<b>FY 2025-26</b>	<b>FY 2026-27</b>	<b>FY 2027-28</b>
1.	% REGULATED CC FACILITY NO CONFRMD RPTS INJ/ABU/NEG	99.00	99.00	99.00	99.00	99.00	99.00
2.	DATA COLLECTED FOR 3,4&5 YR OLD CHLD REC SUBSD IN ERLY CHLD SVC	1,000.00	1,000.00	1,300.00	1,300.00	1,400.00	1,400.00

<b>Program Size Indicators</b>		<b>FY 2021-22</b>	<b>FY 2022-23</b>	<b>FY 2023-24</b>	<b>FY 2024-25</b>	<b>FY 2025-26</b>	<b>FY 2026-27</b>	<b>FY 2027-28</b>
1.	# DHS-LICENSED CHILD CARE PROVIDERS	990	825	850	875	900	925	950

<b>Fund Activities Encompassed</b>		<b>FY 2022-23</b>	<b>FY 2023-24</b>	<b>FY 2024-25</b>	<b>FY 2025-26</b>	<b>FY 2026-27</b>	<b>FY 2027-28</b>
1.	# PARTICIPANT REC'G DHS CHILD CARE SUBSIDIES FOR PRESCH SRV	2,850	2,850	2,850	2,850	2,850	2,850
2.	# LICENSED PROVIDERS	825	850	875	900	925	950
3.	# CHILD CARE SLOTS AVAILABLE DUE TO LICENSING	32,000	32,950	33,900	34,850	35,800	36,750

**Non-General Fund Program Measures Report  
for submittal to the 2023 Legislature  
Department of Human Services**

Name of Fund: Child Care Grant program  
 Apprn. Acct. Number: S-21-353-K  
 Fund Type (MOF): B  
 Legal Authority: Act 09, SLH 2020

**Statement of Objectives**

The objectives are no longer applicable because the funds were only allowed to be expended until FY21.

<b><u>Fund Measures of Effectiveness</u></b>	FY	FY	FY	FY	FY	FY
	2022-23	2023-24	2024-25	2025-26	2026-27	2027-28
1. N/A						

<b><u>Program Size Indicators</u></b>	FY	FY	FY	FY	FY	FY
	2021-22	2022-23	2023-24	2024-25	2025-26	2026-27
1. N/A						

<b><u>Fund Activities Encompassed</u></b>	FY	FY	FY	FY	FY	FY
	2022-23	2023-24	2024-25	2025-26	2026-27	2027-28
1. N/A						

**Non-General Fund Program Measures Report  
for submittal to the 2023 Legislature  
Department of Human Services**

Name of Fund: Supplemental Nutrition Assistance Program  
 Apprn. Acct. Number: S-XX-227-K (2 of 11)  
 Fund Type (MOF): N  
 Legal Authority: SNAP Act 1964, Title 7, Chapter II, C

**Statement of Objectives**

To provide guidance and program clarifications per existing federal and State policies to processing centers eligibility workers, supervisors, and section administrators by collaborating with the State Branch administration.

<b><u>Fund Measures of Effectiveness</u></b>		FY 2022-23	FY 2023-24	FY 2024-25	FY 2025-26	FY 2026-27	FY 2027-28
1.	% of SNAP application processing timeliness.	92.00	96.00	96.00	97.00	97.00	97.00
2.	SNAP payment error rate	9.00	5.00	4.00	4.00	4.00	3.00

<b><u>Fund Program Size Indicators</u></b>		FY 2021-22	FY 2022-23	FY 2023-24	FY 2024-25	FY 2025-26	FY 2026-27	FY 2027-28
1.	Average number of processing centers staff assisted through program clarifications and guidance	280	290	290	300	300	300	300
2.	Average number of SNAP Subrecipients	12	13	13	13	13	13	13

<b><u>Fund Activities Encompassed</u></b>		FY 2022-23	FY 2023-24	FY 2024-25	FY 2025-26	FY 2026-27	FY 2027-28
1.	% of applications processed within administrative rules requirements	92.00	96.00	96.00	97.00	97.00	97.00
2.	Average number of SNAP program clarifications issued	10	7	7	7	8	8

**Non-General Fund Program Measures Report  
for submittal to the 2023 Legislature  
Department of Human Services**

Name of Fund: Child Care Development Fund (CCDF)  
 Apprn. Acct. Number: S-XX-227-K (5 of 11) S-XX-516-K  
 Fund Type (MOF): N  
 Legal Authority: Title VI, PRWORA, P.L. 104-193

**Statement of Objectives**

The overall development, implementation and oversight of DHS' Child Care Licensing Program to ensure the health, safety, and well-being of children enrolled in registered Family Child Care Homes and licensed child care centers (Before & After School Child Care Facilities, Group Child Care Centers & Group Child Care Homes, and Infant & Toddler Child Care Centers) by developing and enforcing minimum standards for these types of child care. Child care providers have inspections to ensure compliance with the law and administrative rules by licensing workers. Licensing workers provide consultation and technical assistance to existing providers and applicants who apply to operate a family child care home or child care center.

<b><u>Fund Measures of Effectiveness</u></b>	FY	FY	FY	FY	FY	FY
	2022-23	2023-24	2024-25	2025-26	2026-27	2027-28
1. % REGULATED CC FACILITY NO CONFRMD RPTS INJ/ABU/NEG	99.00	99.00	99.00	99.00	99.00	99.00

<b><u>Program Size Indicators</u></b>	FY	FY	FY	FY	FY	FY	FY
	2021-22	2022-23	2023-24	2024-25	2025-26	2026-27	2027-28
1. # DHS-LICENSED CHILD CARE PROVIDERS	990	825	850	875	900	925	950

<b><u>Fund Activities Encompassed</u></b>	FY	FY	FY	FY	FY	FY
	2022-23	2023-24	2024-25	2025-26	2026-27	2027-28
1. #LICSDND PRVDRS INVESTGD FOR HEALTH/SAFETY VIOLATIONS	45	45	45	45	45	45
2. #LICENSED PROVIDERS	825	850	875	900	925	950
3. # CHILD CARE SLOTS AVAILABLE DUE TO LICENSING	32,000	32,950	33,900	34,850	35,800	36,750

**Non-General Fund Program Measures Report  
for submittal to the 2023 Legislature  
Department of Human Services**

Name of Fund: Low-Income Home Energy Assistance Program (LIHEAP)

Apprn. Acct. Number: S-XX-227-K ( 6 of 11 ) S-XX-519-K

Fund Type (MOF): N

Legal Authority: P.L. 97-35

**Statement of Objectives**

Administrative costs for the operation of the Low-Income Home Energy Assistance Program (LIHEAP) and Low-Income Home Water Assistance Program (LIHWAP).

<b><u>Fund Measures of Effectiveness</u></b>	<b>FY 2022-23</b>	<b>FY 2023-24</b>	<b>FY 2024-25</b>	<b>FY 2025-26</b>	<b>FY 2026-27</b>	<b>FY 2027-28</b>
1. Total application approvals for LIHEAP and LIHWAP	8,334	8,200	8,000	8,000	8,000	8,000

<b><u>Fund Program Size Indicators</u></b>	<b>FY 2021-22</b>	<b>FY 2022-23</b>	<b>FY 2023-24</b>	<b>FY 2024-25</b>	<b>FY 2025-26</b>	<b>FY 2026-27</b>	<b>FY 2027-28</b>
1. Contracts with Community Action Agencies to conduct	4	4	4	4	4	4	4

<b><u>Fund Activities Encompassed</u></b>	<b>FY 2022-23</b>	<b>FY 2023-24</b>	<b>FY 2024-25</b>	<b>FY 2025-26</b>	<b>FY 2026-27</b>	<b>FY 2027-28</b>
1. Support staff for LIHEAP Administration (Coordinator and Office Assistant)	1.5	1.5	1.5	1.5	1.5	1.5
2. Other support (admin, fiscal, IT, etc.)	3	3	3	3	3	3



**Non-General Fund Program Measures Report  
for submittal to the 2023 Legislature  
Department of Human Services**

Name of Fund: Employment and Training Program  
 Apprn. Acct. Number: S-XX-227-K (7 of 11) S-XX-517-K  
 Fund Type (MOF): N  
 Legal Authority: P.L. 99-198

**Statement of Objectives**

The Employment & Training (E&T) program assists members of households participating in the Supplemental Nutrition Assistance Program (SNAP) in gaining skills, training, work, or experience that will increase the ability of the household members to obtain regular employment and help to meet State or local workforce needs. [Note: funds are used in conjunction with S-545 and S-206 accounts for the E&T program.]

**Fund Measures of Effectiveness**

	FY 2022-23	FY 2023-24	FY 2024-25	FY 2025-26	FY 2026-27	FY 2027-28
1. # of E&T participants that obtain employment	200	200	200	200	200	200
2. # of E&T participants that complete vocational training program or obtain associate's degree	150	150	150	150	150	150

**Fund Program Size Indicators**

	FY 2021-22	FY 2022-23	FY 2023-24	FY 2024-25	FY 2025-26	FY 2026-27	FY 2027-28
1. # of SNAP individuals participating in the E&T program	1,575	1,575	1,575	1,575	1,575	1,575	1,575
2. # of SNAP individuals enrolled in vocational training program or community college in the E&T program	250	250	250	250	250	250	250

**Fund Activities Encompassed**

	FY 2022-23	FY 2023-24	FY 2024-25	FY 2025-26	FY 2026-27	FY 2027-28
1. # of E&T participants completing work experience activities	300	300	300	300	300	300
2. # of general supportive services assistance (except tuition) payments provided	1,500	1,500	1,500	1,500	1,500	1,500
3. # of tuition support payments provided	330	330	330	330	330	330

**Non-General Fund Program Measures Report  
for submittal to the 2023Legislature  
Department of Human Services**

Name of Fund: Medical Assistance Program  
 Apprn. Acct. Number: S-XX-227-K ( 3 of 11 ) S-XX-518-K  
 Fund Type (MOF): N  
 Legal Authority: Sec. 1102, 49 Stat.647 (42 U.S.C. 1302)

**Statement of Objectives**

To provide additional information about medical assistance to cash assistance recipients.

<b><u>Fund Measures of Effectiveness</u></b>	<b>FY 2022-23</b>	<b>FY 2023-24</b>	<b>FY 2024-25</b>	<b>FY 2025-26</b>	<b>FY 2026-27</b>	<b>FY 2027-28</b>
1. <b>Average % of medical responses selected for HIRMS</b>	0.0000	0.0000	0.0000	0.0000	0.0000	0.0000

<b><u>Fund Program Size Indicators</u></b>	<b>FY 2021-22</b>	<b>FY 2022-23</b>	<b>FY 2023-24</b>	<b>FY 2024-25</b>	<b>FY 2025-26</b>	<b>FY 2026-27</b>	<b>FY 2027-28</b>
1. <b>Number of eligibility worker positions</b>	274	320	320	320	320	320	320
2. <b>Total number of HIRMS responses selected annually</b>	7,680	9,000	10,000	12,000	12,000	12,000	12,000
3. <b>Total number of HIRMS medical responses selected annually</b>	0	0	0	0	0	0	0

<b><u>Fund Activities Encompassed</u></b>	<b>FY 2022-23</b>	<b>FY 2023-24</b>	<b>FY 2024-25</b>	<b>FY 2025-26</b>	<b>FY 2026-27</b>	<b>FY 2027-28</b>
1. <b>Average number of HIRMS responses selected per month</b>	640	900	1,200	1,200	1,200	1,200

**Non-General Fund Program Measures Report  
for submittal to the 2023 Legislature  
Department of Human Services**

Name of Fund: SNAP-Obesity Prevention  
 Apprn. Acct. Number: S-XX-520-K (9 of 11)  
 Fund Type (MOF): N  
 Legal Authority: P.L. 111-296

**Statement of Objectives**

The SNAP-Ed technical assistance and advocacy work is specifically target to improve healthy food access, and to improve SNAP participants to eat healthy within a limited budget and choose physically active lifestyles consistent with the current Dietary Guideline for American and the USDA food guidance.

**Fund Measures of Effectiveness**

		FY 2022-23	FY 2023-24	FY 2024-25	FY 2025-26	FY 2026-27	FY 2027-28
1.	Increase the percentage of Hawaii residents with household incomes below 185% of the federal poverty level who consume vegetables 3 or more times per day by 3%	1.00%	1.00%	1.00%	1.00%	1.00%	1.00%
2.	Increase the percentage of Hawaii residents with household incomes below 185% of the federal poverty level who consume at least two two servings of fruit per day by 3%	1.00%	1.00%	1.00%	1.00%	1.00%	1.00%
3.	Increase the percentage of Hawaii residents with household incomes below 185% of the federal poverty level less than one sugar-sweetened beverage per day by 3%	1.00%	1.00%	1.00%	1.00%	1.00%	1.00%
4.	Increase the percentage of Hawaii residents with household incomes below 185% of the federal poverty level who report engaging in 150 or more minutes of moderate aerobic activity during the week by 3%	1.00%	1.00%	1.00%	1.00%	1.00%	1.00%

**Fund Program Size Indicators**

		FY 2021-22	FY 2022-23	FY 2023-24	FY 2024-25	FY 2025-26	FY 2026-27	FY 2027-28
1.	# of SNAP-Ed population reached	200	250	300	300	300	300	350
2.	# of public housing residents reached	100	200	200	100	100	100	150
3.	# of schools or ECE settings reached	10	20	20	20	20	20	25
4.	# of youth reached	20	30	30	30	30	30	35

**Fund Activities Encompassed**

		FY 2022-23	FY 2023-24	FY 2024-25	FY 2025-26	FY 2026-27	FY 2027-28
1.	# of Regional-level Food Capacity Building Coalitions created and maintained	5	5	5	5	5	5
2.	# of Regional-level Food System Strategic Plans created	1	0	0	0	0	0
3.	# of trainings provided to public housing residents	2	2	2	2	2	2
4.	# of County-level Food Access Summits	4	4	4	4	4	4
5.	# of Youth Empowerment Trainings	5	5	5	5	5	5
6.	# of Direct Education Class Series	25	30	30	30	30	30
7.	# of Environmental Intervention activities	5	5	5	5	5	5

**Non-General Fund Program Measures Report  
for submittal to the 2023 Legislature  
Department of Human Services**

Name of Fund: Refugee Resettlement Program  
 Apprn. Acct. Number: S-XX-227-K ( 10 of 11 ) S-XX-228-K  
 Fund Type (MOF): N  
 Legal Authority: Act 1980, SEC 414 (a) (6)

**Statement of Objectives**

Assist Hawaii's low-income, immigrant & refugee population to overcome and alleviate workforce barrier to economic self-sufficiency via an array of community-based programs & services.

<b>Fund Measures of Effectiveness</b>	<b>FY 2022-23</b>	<b>FY 2023-24</b>	<b>FY 2024-25</b>	<b>FY 2025-26</b>	<b>FY 2026-27</b>	<b>FY 2027-28</b>
1. Previous RCA recipients still enrolled in this reporting period	19	24	13	6	3	3
2. New RCA recipients enrolled during this reporting period	38	24	12	9	6	6
3. Total number of RCA recipients during this reporting period	57	48	25	15	10	10
4. Total unduplicated number of TANF-type recipients (including differential) Federal Fiscal Year to Date	30	21	16	12	10	10
5. Total unduplicated number of RCA type recipients Federal Fiscal Year To Date	9	6	6	3	3	3
6. Total unduplicated number of RCA recipients Federal Fiscal Year to Date	9	6	6	3	3	3

<b>Fund Program Size Indicators</b>	<b>FY 2021-22</b>	<b>FY 2022-23</b>	<b>FY 2023-24</b>	<b>FY 2024-25</b>	<b>FY 2025-26</b>	<b>FY 2026-27</b>	<b>FY 2027-28</b>
1. Number of RCA recipients who reached the eight month time limit during this reporting period	0	19	33	24	13	6	4
2. Number of RCA terminations due to income from employments prior to the eight month limit	0	0	5	3	1	1	1
3. RCA termination rate	n/a	n/a	15.0%	13.0%	8.0%	17.0%	25.0%
4. Total number of RCA recipients during this reporting period	19	57	48	25	15	10	10

<b>Fund Activities Encompassed</b>	<b>FY 2022-23</b>	<b>FY 2023-24</b>	<b>FY 2024-25</b>	<b>FY 2025-26</b>	<b>FY 2026-27</b>	<b>FY 2027-28</b>
1. Number of staff working on RCA applicants/recipients to determine eligibility	6	12	12	12	12	12

**Non-General Fund Program Measures Report  
for submittal to the 2023 Legislature  
Department of Human Services**

Name of Fund: Temporary Assistance for Needy Families (TANF)  
 Apprn. Acct. Number: S-XX-227-K (4 of 11) S-XX-529-K  
 Fund Type (MOF): N  
 Legal Authority: Title II Section 201, P.L. 101-31 and P.L. 104-193

**Statement of Objectives**

To enhance the effectiveness and efficiency of the programs and services by formulating policies, administering operations and personnel, and providing other administrative services that assist individuals and families to expand their capacity for self-sufficiency, make healthy choices, and improve their quality of life.

<b>Fund Measures of Effectiveness</b>	<b>FY 2022-23</b>	<b>FY 2023-24</b>	<b>FY 2024-25</b>	<b>FY 2025-26</b>	<b>FY 2026-27</b>	<b>FY 2027-28</b>
1. Percentage of TANF Work Prog Participants Meeting Work Requirements	13.00	15.00	20.00	30.00	35.00	35.00
2. Percentage of TANF Applications Disposed Timely Within 45 Days	90.00	90.00	95.00	95.00	95.00	95.00
3. Number of TANF-Funded Services Providers Delivering Required Services	45	45	45	45	45	45

<b>Fund Program Size Indicators</b>	<b>FY 2021-22</b>	<b>FY 2022-23</b>	<b>FY 2023-24</b>	<b>FY 2024-25</b>	<b>FY 2025-26</b>	<b>FY 2026-27</b>	<b>FY 2027-28</b>
1. Number of Eligibility Staff Positions	396	457	457	457	457	457	457
2. Number of TANF Work Program Positions	66	67	67	67	67	67	67
3. Number of TANF-Funded Service Providers	36	45	45	45	45	45	45

<b>Fund Activities Encompassed</b>	<b>FY 2022-23</b>	<b>FY 2023-24</b>	<b>FY 2024-25</b>	<b>FY 2025-26</b>	<b>FY 2026-27</b>	<b>FY 2027-28</b>
1. Average Number of TANF Closures Per Month	400	450	450	475	475	475
2. Average Number of Participants Exiting TANF Work Program Per Month	360	360	350	350	350	350
3. Number of TANF-Funded Contracts	45	45	45	45	45	45

**Non-General Fund Program Measures Report  
for submittal to the 2023 Legislature  
Department of Human Services**

Name of Fund: Public Assistance-Maintenance Assistance  
 Apprn. Acct. Number: S-XX-227-K ( 1 of 11 ) S-XX-530-K  
 Fund Type (MOF): N  
 Legal Authority: Tivle IV-A, 45 CFR Chapter II, P.L. 94-23

**Statement of Objectives**

To enhance the effectiveness and efficiency of the programs and services by formulating policies, administering operations and personnel, and providing other administrative services that assist individuals and families to expand their capacity for self-sufficiency, make healthy choices, and improve their quality of life.

<b>Fund Measures of Effectiveness</b>	<b>FY 2022-23</b>	<b>FY 2023-24</b>	<b>FY 2024-25</b>	<b>FY 2025-26</b>	<b>FY 2026-27</b>	<b>FY 2027-28</b>
1. Percentage of TANF Applications Disposed Within 45 Days	90.00	90.00	95.00	95.00	95.00	95.00

<b>Fund Program Size Indicators</b>	<b>FY 2021-22</b>	<b>FY 2022-23</b>	<b>FY 2023-24</b>	<b>FY 2024-25</b>	<b>FY 2025-26</b>	<b>FY 2026-27</b>	<b>FY 2027-28</b>
1. Number of Eligibility Staff Positions	396	457	457	457	457	457	457
2. Average Number of TANF Applications in Received Status Per Month	2,170	2,100	2,000	2,000	2,000	2,000	2,000
3. Average Number of TANF Recipients Per month	15,336	11,600	11,500	11,500	11,250	11,250	11,250

<b>Fund Activities Encompassed</b>	<b>FY 2022-23</b>	<b>FY 2023-24</b>	<b>FY 2024-25</b>	<b>FY 2025-26</b>	<b>FY 2026-27</b>	<b>FY 2027-28</b>
1. Average Number of TANF Application Approvals Per Month	200	200	200	180	180	180
2. Average Number of TANF Denials Per Month	1,000	1,100	1,100	1,150	1,150	1,150
3. Average Number of TANF Closures Per Month	400	450	450	475	475	475
4. Average Number of TANF Applications Processed Per Month	1,700	1,800	1,800	1,900	1,900	1,900

**Non-General Fund Program Measures Report  
for submittal to the 2023 Legislature  
Department of Human Services**

Name of Fund: Public Assistance-Maintenance Assistance  
 Apprn. Acct. Number: S-XX-227-K ( 8 of 11) S-XX-531-K  
 Fund Type (MOF): N  
 Legal Authority: Title IV-A, 45 CFR Chapter II, P.O. 94-23

**Statement of Objectives**

To enhance the effectiveness and efficiency of the programs and services by formulating policies, administering operations and personnel, and providing other administrative services that assist individuals and families to expand their capacity for self-sufficiency, make healthy choices, and improve their quality of life.

<b>Fund Measures of Effectiveness</b>		<b>FY 2022-23</b>	<b>FY 2023-24</b>	<b>FY 2024-25</b>	<b>FY 2025-26</b>	<b>FY 2026-27</b>	<b>FY 2027-28</b>
1.	Percentage of TANF Applications Disposed Within 45 Days	90.00	90.00	95.00	95.00	95.00	95.00
2.	Percentage of Employed TANF Work Program Participants	25.00	25.00	27.00	30.00	32.00	32.00

<b>Fund Program Size Indicators</b>		<b>FY 2021-22</b>	<b>FY 2022-23</b>	<b>FY 2023-24</b>	<b>FY 2024-25</b>	<b>FY 2025-26</b>	<b>FY 2026-27</b>	<b>FY 2027-28</b>
1.	Number of Eligibility Staff Positions	396	457	457	457	457	457	457
2.	Number of TANF Work Program Staff Positions	66	67	67	67	67	67	67

<b>Fund Activities Encompassed</b>		<b>FY 2022-23</b>	<b>FY 2023-24</b>	<b>FY 2024-25</b>	<b>FY 2025-26</b>	<b>FY 2026-27</b>	<b>FY 2027-28</b>
1.	Average Number of TANF Applications In Received Status Per Month	2,100	2,000	2,000	2,000	2,000	2,000
2.	Average Number of TANF Applications Processed Per Month	1,700	1,800	1,800	1,900	1,900	1,900
3.	Average Number of TANF Work Program Participants Per Month	2,800	2,750	2,000	2,000	2,000	2,000

**Non-General Fund Program Measures Report  
for submittal to the 2023 Legislature  
Department of Human Services**

Name of Fund: Temporary Assistance for Needy Families (TANF)  
 Apprn. Acct. Number: S-XX-227-K (11 of 11) S-XX-532-K  
 Fund Type (MOF): N  
 Legal Authority: Title II Section 201, P.L. 101-31 and P.L. 104-193

**Statement of Objectives**

To enhance the effectiveness and efficiency of the programs and services by formulating policies, administering operations and personnel, and providing other administrative services that assist individuals and families to expand their capacity for self-sufficiency, make healthy choices, and improve their quality of life.

**Fund Measures of Effectiveness**

	FY 2022-23	FY 2023-24	FY 2024-25	FY 2025-26	FY 2026-27	FY 2027-28
1. Percentage of TANF Work Prog Participants Meeting Work Requirements	13.00	15.00	20.00	30.00	35.00	35.00
2. Percentage of TANF Work Program Participants Exiting With Employment	2.70	2.70	3.00	3.00	3.20	3.20

**Fund Program Size Indicators**

	FY 2021-22	FY 2022-23	FY 2023-24	FY 2024-25	FY 2025-26	FY 2026-27	FY 2027-28
1. Number of TANF Work Program Staff Positions	66	67	67	67	67	67	67
2. Average Number of TANF Work Program Participants Per Month	3,543	2,800	2,750	2,000	2,000	2,000	2,000

**Fund Activities Encompassed**

	FY 2022-23	FY 2023-24	FY 2024-25	FY 2025-26	FY 2026-27	FY 2027-28
1. Average Number of Participants Exiting Work Program Per Month	360	360	350	350	350	350
2. Average Number of Participants Receiving Support Services Per Month	400	400	375	375	375	375



**Non-General Fund Program Measures Report  
for submittal to the 2023 Legislature  
Department of Human Services**

Name of Fund: TANF Pandemic Emergency Assistance Funds  
 Apprn. Acct. Number: S-21-560-K  
 Fund Type (MOF): N  
 Legal Authority: Title IV-A, 45 CFR Chapter II, P.L. 94-23

**Statement of Objectives**

Provide TANF eligible families with emergency assistance payments to deal with crisis situation or episode of need.

**Fund Measures of Effectiveness**

	FY 2022-23	FY 2023-24	FY 2024-25	FY 2025-26	FY 2026-27	FY 2027-28
1. Number of emergency assistance payments issued	0	0	0	0	0	0

**Fund Program Size Indicators**

	FY 2021-22	FY 2022-23	FY 2023-24	FY 2024-25	FY 2025-26	FY 2026-27	FY 2027-28
1. Number of TANF eligible families who recvd 1st emerg asst	4,545	0	0	0	0	0	0
2. Number of TANF eligible families who will recv 2nd emerg asst pymts	4,239	0	0	0	0	0	0

**Fund Activities Encompassed**

	FY 2022-23	FY 2023-24	FY 2024-25	FY 2025-26	FY 2026-27	FY 2027-28
1. Number of emergency assistance payments issued	0	0	0	0	0	0

**Non-General Fund Program Measures Report  
for submittal to the 2023 Legislature  
Department of Human Services**

Name of Fund: P-EBT Grants to the State  
 Apprn. Acct. Number: S-21-536-K  
 Fund Type (MOF): P  
 Legal Authority: P.L. 117-2

**Statement of Objectives**

P-EBT Administrative Expenses: To provide Federal financial participation to State agencies and local entities for costs incurred to operate the Pandemic EBT Food Benefit Program (P-EBT).

<b>Fund Measures of Effectiveness</b>	FY	FY	FY	FY	FY	FY
	2022-23	2023-24	2024-25	2025-26	2026-27	2027-28
1. % of P-EBT benefits issued timely to student - SNAP recipients	100.00					
2. % of P-EBT benefits issued timely to student - non-SNAP households	100.00					

<b>Fund Program Size Indicators</b>	FY	FY	FY	FY	FY	FY
	2021-22	2022-23	2023-24	2024-25	2025-26	2026-27
1. SNAP recipients - Number of P-EBT student recipients	74,645	74,645				
2. Non-SNAP Household - Number of P-EBT student recipients	45,190	45,190				

<b>Fund Activities Encompassed</b>	FY	FY	FY	FY	FY	FY
	2022-23	2023-24	2024-25	2025-26	2026-27	2027-28
1. P-EBT benefit amount issued to SNAP SNAP households	\$16,500,000					
2. P-EBT benefit amount issued to non-SNAP households	\$10,000,000					

**Non-General Fund Program Measures Report  
for submittal to the 2023 Legislature  
Department of Human Services**

Name of Fund: SNAP FFIG  
 Apprn. Acct. Number: S-XX-555-K (11 of 11a)  
 Fund Type (MOF): N  
 Legal Authority: P.L. 111-296

**Statement of Objectives**

The SNAP Fraud Framework Implementation Grant (FFIG) Program supports state agency efforts to improve and expand recipient fraud prevention, detection and investigation efforts using the procedures, ideas and practices outlined in the SNAP Fraud Framework.

<b><u>Fund Measures of Effectiveness</u></b>	<b>FY 2022-23</b>	<b>FY 2023-24</b>	<b>FY 2024-25</b>	<b>FY 2025-26</b>	<b>FY 2026-27</b>	<b>FY 2027-28</b>
1. % of Business Process Redesign of Investigations office						
2. % of Investigations office staff trained on the redesigned process						

<b><u>Fund Program Size Indicators</u></b>	<b>FY 2021-22</b>	<b>FY 2022-23</b>	<b>FY 2023-24</b>	<b>FY 2024-25</b>	<b>FY 2025-26</b>	<b>FY 2026-27</b>	<b>FY 2027-28</b>
1. Number of Investigations staff involved with the process redesign	37						

<b><u>Fund Activities Encompassed</u></b>	<b>FY 2022-23</b>	<b>FY 2023-24</b>	<b>FY 2024-25</b>	<b>FY 2025-26</b>	<b>FY 2026-27</b>	<b>FY 2027-28</b>
1. % of Business Process Redesign completed and implemented						
2. % of Investigations staff provided training of the process redesign						
3. % of Data analytics dev & implemented to identify potential client & employee fraud						

**Non-General Fund Program Measures Report  
for submittal to the 2023 Legislature  
Department of Human Services**

Name of Fund: SNAP SAE Mass Change  
 Apprn. Acct. Number: S-21-559 (11 of 11b)  
 Fund Type (MOF): N  
 Legal Authority: PL 116-260

**Statement of Objectives**

100 percent reimbursement rate grants to offset the costs associated with the implementation of the temporary SNAP benefit increase and other allowable SNAP administrative costs.

<b><u>Fund Measures of Effectiveness</u></b>	<b>FY 2022-23</b>	<b>FY 2023-24</b>	<b>FY 2024-25</b>	<b>FY 2025-26</b>	<b>FY 2026-27</b>	<b>FY 2027-28</b>
1. % of SNAP application processing timeliness	92	96	96	97	97	97
2. % of SNAP payment error rate	9	5	4	4	4	3

<b><u>Fund Program Size Indicators</u></b>	<b>FY 2021-22</b>	<b>FY 2022-23</b>	<b>FY 2023-24</b>	<b>FY 2024-25</b>	<b>FY 2025-26</b>	<b>FY 2026-27</b>	<b>FY 2027-28</b>
1. Average monthly number of households receiving SNAP	98,504	98,139	90,184	93,000	95,000	96,000	98,000
2. Average monthly number of individuals receiving SNAP	179,233	170,622	153,807	159,030	162,450	164,160	176,400

<b><u>Fund Activities Encompassed</u></b>	<b>FY 2022-23</b>	<b>FY 2023-24</b>	<b>FY 2024-25</b>	<b>FY 2025-26</b>	<b>FY 2026-27</b>	<b>FY 2027-28</b>
1. % of applications processed within administrative rules requirements	92	96	96	97	97	97
2. Average number of SNAP program clarifications issued	10	7	7	7	8	8

**Non-General Fund Program Measures Report  
for submittal to the 2023 Legislature  
Department of Human Services**

Name of Fund: P-EBT Grants to the State  
 Apprn. Acct. Number: S-22-571-K  
 Fund Type (MOF): P  
 Legal Authority: P.L. 117-2

**Statement of Objectives**

P-EBT Administrative Expenses: To provide Federal financial participation to State agencies and local entities for costs incurred to operate the Pandemic EBT Food Benefit Program (P-EBT).

<b>Fund Measures of Effectiveness</b>		FY 2022-23	FY 2023-24	FY 2024-25	FY 2025-26	FY 2026-27	FY 2027-28
1.	% of P-EBT benefits issued timely to student - SNAP recipients	100.00					
2.	% of P-EBT benefits issued timely to student - non-SNAP households	100.00					

<b>Fund Program Size Indicators</b>		FY 2021-22	FY 2022-23	FY 2023-24	FY 2024-25	FY 2025-26	FY 2026-27	FY 2027-28
1.	SNAP recipients - Number of P-EBT student recipients	74,645	74,645					
2.	Non-SNAP Household - Number of P-EBT student recipients	45,190	45,190					

<b>Fund Activities Encompassed</b>		FY 2022-23	FY 2023-24	FY 2024-25	FY 2025-26	FY 2026-27	FY 2027-28
1.	P-EBT benefit amount issued to SNAP SNAP households	\$16,500,000					
2.	P-EBT benefit amount issued to non-SNAP households	\$10,000,000					

**Non-General Fund Program Measures Report**  
**for submittal to the 2023 Legislature**  
**Department of: HMS**

Name of Fund: Disability Determination  
 Appropriation Account Number: S-238-K  
 Fund Type (MOF): N  
 Legal Authority: Social Security Act, Title II 1954 and Title XVI 1972

**Statement of Objectives**

All (100%) disability claims for Social Security Disability Insurance benefits and for Supplemental Security Income payments to determine the eligibility of applicants for disability insurance and supplemental security income are processed with quality decision-making with a very low percentage of cases returned for substantive reasons by the Office of Quality Review Improvement.

<b><u>Fund Measures of Effectiveness</u></b>		<b>FY</b>	<b>FY</b>	<b>FY</b>	<b>FY</b>	<b>FY</b>	<b>FY</b>
		<b>2022-23</b>	<b>2023-24</b>	<b>2024-25</b>	<b>2025-26</b>	<b>2026-27</b>	<b>2027-28</b>
1.	% of disability claims processed during the year	100.00	100.00	100.00	100.00	100.00	100.00
2.	% of cases returned for corrective action	5.40	5.40	5.40	5.40	5.40	5.40

<b><u>Program Size Indicators</u></b>		<b>FY</b>	<b>FY</b>	<b>FY</b>	<b>FY</b>	<b>FY</b>	<b>FY</b>
		<b>2021-22</b>	<b>2022-23</b>	<b>2023-24</b>	<b>2024-25</b>	<b>2025-26</b>	<b>2027-28</b>
1.	# of applicants for social security disability benefits	10,564.00	10,024.00	10,024.00	10,024.00	10,024.00	10,024.00

<b><u>Fund Activities Encompassed</u></b>		<b>FY</b>	<b>FY</b>	<b>FY</b>	<b>FY</b>	<b>FY</b>	<b>FY</b>
		<b>2022-23</b>	<b>2023-24</b>	<b>2024-25</b>	<b>2025-26</b>	<b>2026-27</b>	<b>2027-28</b>
1.	# of social security benefit decisions rendered	7,031.00	7,931.00	10,024.00	10,024.00	10,024.00	10,024.00
2.	# of claimants provided consultative exams (annual)	1,413.23	1,594.13	2,014.82	2,014.82	2,014.82	2,014.82

**Non-General Fund Program Measures Report  
for submittal to the 2023 Legislature  
Department of: HMS**

Name of Fund: Social Security Program Income  
 Apprn. Acct. Number: S-241-K, S-282-K  
 Fund Type (MOF): N  
 Legal Authority: P.L. 97-35 OBRA 1981

**Statement of Objectives**

Reimbursement funds are received from the Social Security Administration for Social Security clients who attain Substantial Gainful Activity (SGA) for at least nine months in competitive employment. The current activities include: 1) processing of applications; 2) development of rehabilitation plans; and 3) placement of individuals into employment.

<b>Fund Measures of Effectiveness</b>		<b>FY 2022-23</b>	<b>FY 2023-24</b>	<b>FY 2024-25</b>	<b>FY 2025-26</b>	<b>FY 2026-27</b>	<b>FY 2027-28</b>
1.	% of VR participants with a Ticket to Work (TTW) identified in Aware system	100.00	100.00	100.00	100.00	100.00	100.00
2.	% of VR participants with TTW identified with Substantial Gainful Activity (SGA) for at least nine months with claims filed for cost reimbursement	8.00	8.00	8.00	8.00	8.00	8.00
3.	% program income spent before grant award funding for Independent Living and Older Individuals who are Blind (OIB), Supported Employment (SE), or Vocational Rehabilitation (VR) is spent for IL, OIB, SE, or VR	100.00	100.00	100.00	100.00	100.00	100.00
4.	% of program income spent in appropriate period of performance	100.00	100.00	100.00	100.00	100.00	100.00

<b>Program Size Indicators</b>		<b>FY 2021-22</b>	<b>FY 2022-23</b>	<b>FY 2023-24</b>	<b>FY 2024-25</b>	<b>FY 2025-26</b>	<b>FY 2026-27</b>	<b>FY 2027-28</b>
1.	# of TTW holders in VR program	986.00	1,041.00	966.00	891.00	816.00	741.00	666.00

<b>Fund Activities Encompassed</b>		<b>FY 2022-23</b>	<b>FY 2023-24</b>	<b>FY 2024-25</b>	<b>FY 2025-26</b>	<b>FY 2026-27</b>	<b>FY 2027-28</b>
1.	% of TTW holders in VR activities under their Individualized Plan for Employment (IPE) that will lead to competitive integrated employment	75.00	75.00	75.00	75.00	75.00	75.00

**Non-General Fund Program Measures Report  
for submittal to the 2023 Legislature  
Department of: HMS**

Name of Fund: Rehabilitation Services - Basic State Grant  
 Apprn. Acct. Number: S-282-K, S-547-K  
 Fund Type (MOF): N  
 Legal Authority: P.L. 95-602

**Statement of Objectives**

Persons with disabilities achieve gainful employment through vocational rehabilitation services individualized employment plans.

1. Process applications from persons potentially eligible for services.
2. Develop, with the eligible person, an individualized plan for employment to obtain and maintain employment.
3. Place into employment eligible persons with disabilities.

**Fund Measures of Effectiveness**

	FY 2022-23	FY 2023-24	FY 2024-25	FY 2025-26	FY 2026-27	FY 2027-28
1. % of total Vocational Rehabilitation (VR) participants receiving VR services	80.00	80.00	80.00	80.00	80.00	80.00
2. % of VR participants sustaining employment 2nd qtr after exit	33.00	37.00	40.00	40.00	40.00	40.00
3. % of VR participants sustaining employment 4th qtr after exit	37.50	39.50	40.00	40.00	40.00	40.00
4. % of VR participant sustaining employment 6th qtr after exit	37.50	39.50	40.00	40.00	40.00	40.00
5. % of VR participants engaged in education/training to attain a measurable skills gain annually	21.00	35.00	36.00	36.00	36.00	36.00
6. Average time in months to achieve gainful employment	60.00	60.00	60.00	60.00	60.00	60.00
7. Average cost per individual to achieve employment	10,700.00	10,700.00	10,700.00	10,700.00	10,700.00	10,700.00

**Program Size Indicators**

	FY 2021-22	FY 2022-23	FY 2023-24	FY 2024-25	FY 2025-26	FY 2026-27	FY 2027-28
1. # of persons with disabilities who could benefit from VR	3069.00	4,500.00	5,000.00	5,500.00	6,000.00	6,500.00	7,000.00
2. # of students with disabilities who benefit from Pre-Emp Transition Services (Pre-ETS)	987.00	1,050.00	1,200.00	1,300.00	1,400.00	1,500.00	1,600.00

**Fund Activities Encompassed**

	FY 2022-23	FY 2023-24	FY 2024-25	FY 2025-26	FY 2026-27	FY 2027-28
1. # of applications processed	500.00	500.00	500.00	500.00	500.00	500.00
2. # of Individual Plans for Employment (IPE) developed	400.00	400.00	400.00	400.00	400.00	400.00
3. # of participants in rehabilitation programs	2,500.00	3,500.00	4,000.00	4,500.00	4,900.00	4,900.00
4. # of successful job placements	220.00	300.00	400.00	500.00	650.00	700.00



**Non-General Fund Program Measures Report  
for submittal to the 2023 Legislature  
Department of: HMS**

Name of Fund: Independent Living  
 Appropriation Account Number: S-293-K  
 Fund Type (MOF): N  
 Legal Authority: P.L. 99-506

**Statement of Objectives**

The mission of the Hawaii State Independent Living (IL) program is to promote and support increased participation and engagement of persons with disabilities in their communities statewide.

**Fund Measures of Effectiveness**

	FY 2022-23	FY 2023-24	FY 2024-25	FY 2025-26	FY 2026-27	FY 2027-28
1. % of individuals with disabilities in the state receiving IL services	0.07	0.10	0.12	0.15	0.15	0.15

**Program Size Indicators**

	FY 2021-22	FY 2022-23	FY 2023-24	FY 2024-25	FY 2025-26	FY 2026-27	FY 2027-28
1. # of individuals receiving 5 core services	168.00	168.00	200.00	220.00	250.00	270.00	300.00
2. # of new Consumer Service Reports (CSR) created	91.00	91.00	120.00	140.00	170.00	190.00	220.00
3. # of partner entities receiving outreach from Independent Living Programs (ILP)	7.00	7.00	10.00	13.00	15.00	20.00	25.00

**Fund Activities Encompassed**

	FY 2022-23	FY 2023-24	FY 2024-25	FY 2025-26	FY 2026-27	FY 2027-28
1. # of hours spent on outreach	60.00	70.00	80.00	90.00	100.00	100.00
2. # of individuals participating in special projects	10.00	30.00	40.00	50.00	60.00	60.00

**Non-General Fund Program Measures Report  
for submittal to the 2023 Legislature  
Department of: HMS**

Name of Fund: Independent Living for Older Individuals who are Blind - IL/OIB  
 Apprn. Acct. Number: S-294-K  
 Fund Type (MOF): N  
 Legal Authority: Rehabilitation Act of 1973

**Statement of Objectives**

Older blind individuals attain their goals of living independently by applying learned independent living skills training such as money management, travel (orientation and mobility), meal preparation, self care, housekeeping, grooming, and the use of assistive technology.

<b>Fund Measures of Effectiveness</b>		<b>FY 2022-23</b>	<b>FY 2023-24</b>	<b>FY 2024-25</b>	<b>FY 2025-26</b>	<b>FY 2026-27</b>	<b>FY 2027-28</b>
1.	% of individuals who received Assisted Technology (AT) services and training and regained or improved functional abilities previously lost as a result of vision loss	35.00	35.00	35.00	35.00	35.00	35.00
2.	% of individuals who received Orientation and Mobility (O&M) services and experienced functional gains or maintained ability to travel safely and independently in their home and/or community	26.00	26.00	26.00	26.00	26.00	26.00
3.	% of individuals who received services or training in alternative non-vision/low vision techniques who restored and maintained functional ability to engage in their customary life activities at home and in community	24.00	24.00	24.00	24.00	24.00	24.00
4.	% of individuals served that reported they are in greater control and are more confident in ability to maintain current living situation as a result of services	27.00	27.00	27.00	27.00	27.00	27.00

<b>Program Size Indicators</b>		<b>FY 2021-22</b>	<b>FY 2022-23</b>	<b>FY 2023-24</b>	<b>FY 2024-25</b>	<b>FY 2025-26</b>	<b>FY 2026-27</b>	<b>FY 2027-28</b>
1.	# of older individuals who are blind served for whom one or more services was provided	251.00	200.00	200.00	200.00	200.00	200.00	200.00

<b>Fund Activities Encompassed</b>		<b>FY 2022-23</b>	<b>FY 2023-24</b>	<b>FY 2024-25</b>	<b>FY 2025-26</b>	<b>FY 2026-27</b>	<b>FY 2027-28</b>
1.	# of clinical/functional vision assessments and services	110.00	110.00	110.00	110.00	110.00	110.00
2.	# of participants who received assistive technology devices	95.00	95.00	95.00	95.00	95.00	95.00
3.	# of participants provided assistive tech services	17.00	17.00	17.00	17.00	17.00	17.00
4.	# of independent living and adjustment training services provided	390.00	390.00	390.00	390.00	390.00	390.00

**Non-General Fund Program Measures Report  
for submittal to the 2023 Legislature  
Department of: HMS**

Name of Fund: Supported Employment State Grants  
 Apprn. Acct. Number: S-295-K, S-548-K  
 Fund Type (MOF): N  
 Legal Authority: P.L. 99-506

**Statement of Objectives**

Students, Youth, and Adults with most significant disabilities (MSD) receive Supported Employment (SE) services and attain competitive integrated employment.

**Fund Measures of Effectiveness**

	FY 2022-23	FY 2023-24	FY 2024-25	FY 2025-26	FY 2026-27	FY 2027-28
1. % of active Vocational Rehabilitation (VR) most significantly disabled (MSD) cases that have a Supported Employment (SE) plan	5.00	5.00	5.00	5.00	5.00	5.00
2. % of individuals with SE plans aged 25 years old and above receiving SE	30.00	35.00	40.00	45.00	50.00	50.00
3. % of individuals with SE plans below 25 years old receiving SE services	8.00	10.00	12.00	15.00	20.00	20.00
4. % of SE plans that result in employment	5.00	6.00	7.00	8.00	9.00	9.00
5. % of SE plans that result in employment and maintain employment in 4th qtr	20.00	20.00	25.00	30.00	33.00	33.00

**Program Size Indicators**

	FY 2021-22	FY 2022-23	FY 2023-24	FY 2024-25	FY 2025-26	FY 2026-27	FY 2027-28
1. # of VR participants that are MSD, 25 and older with a supported employment plan in their Individualized Plan for Employment (IPE)	100.00	100.00	100.00	100.00	100.00	100.00	100.00
2. # of VR participants that are MSD, under 25 with a SE plan in their	140.00	140.00	160.00	190.00	210.00	220.00	220.00
3. # of unique employers that benefit from VR SE services	5.00	5.00	7.00	9.00	11.00	13.00	13.00
4. # of unique Standard Occupational Classification (SOC) titles among employed individuals	2.00	4.00	6.00	7.00	9.00	10.00	10.00

**Fund Activities Encompassed**

	FY 2022-23	FY 2023-24	FY 2024-25	FY 2025-26	FY 2026-27	FY 2027-28
1. # of participants aged 25 and older with a SE plan engaged in and/or complete Milestone 3-5	5.00	6.00	7.00	8.00	9.00	9.00
2. # of individuals under 25 who achieve milestones 1 and 2	10.00	11.00	13.00	15.00	20.00	20.00
3. % of individuals whose SE gets them off of Supplemental Security Income (SSI)/Social Security Disability Insurance (SSDI) benefits	0.50	0.50	0.50	0.50	0.50	0.50
4. # of participants who complete milestone 1	40.00	45.00	50.00	55.00	60.00	60.00
5. # of participants who complete milestone 2	40.00	45.00	50.00	55.00	60.00	60.00

**Non-General Fund Program Measures Report  
for submittal to the 2023 Legislature  
Department of: HMS**

Name of Fund: Supported Employment State Grants  
 Apprn. Acct. Number: S-295-K, S-548-K  
 Fund Type (MOF): N  
 Legal Authority: P.L. 99-506

6.	# of participants who complete milestone 3	20.00	25.00	30.00	33.00	38.00	38.00
7.	# of participants who complete milestone 4	10.00	15.00	20.00	22.00	25.00	25.00
8.	# of participants who complete milestone 5	5.00	7.00	9.00	11.00	13.00	13.00

**Non-General Fund Program Measures Report  
for submittal to the 2023 Legislature  
Department of: HMS**

Name of Fund: Assistive Technology State Grant Program  
 Apprn. Acct. Number: S-297-K  
 Fund Type (MOF): N  
 Legal Authority: P.L. 100-407

**Statement of Objectives**

Supportive technology systems information, services, and devices will be provided to persons with disabilities.

<b><u>Fund Measures of Effectiveness</u></b>		<b>FY 2022-23</b>	<b>FY 2023-24</b>	<b>FY 2024-25</b>	<b>FY 2025-26</b>	<b>FY 2026-27</b>	<b>FY 2027-28</b>
1.	% of applicants resulting from outreach activities	60.00	60.00	60.00	60.00	60.00	60.00
2.	% of those receiving services that complete services	85.00	85.00	85.00	85.00	85.00	85.00
3.	% of those receiving services satisfied with services	80.00	80.00	80.00	80.00	80.00	80.00
4.	% of services rendered to individuals with disabilities in Hawaii	85.00	85.00	85.00	85.00	85.00	85.00

<b><u>Program Size Indicators</u></b>		<b>FY 2021-22</b>	<b>FY 2022-23</b>	<b>FY 2023-24</b>	<b>FY 2024-25</b>	<b>FY 2025-26</b>	<b>FY 2026-27</b>	<b>FY 2027-28</b>
1.	% of service recipients at or below Federal Poverty Level (FPL) (SNAP/TANF guidelines) who received assistive technology services	65.00	65.00	65.00	65.00	65.00	65.00	65.00
2.	# of organizations to whom services have been provided	2.00	5.00	10.00	20.00	20.00	20.00	20.00
3.	# of individuals with disabilities to whom services have been provided	3,000.00	3,000.00	3,000.00	3,000.00	3,000.00	3,000.00	3,000.00

<b><u>Fund Activities Encompassed</u></b>		<b>FY 2022-23</b>	<b>FY 2023-24</b>	<b>FY 2024-25</b>	<b>FY 2025-26</b>	<b>FY 2026-27</b>	<b>FY 2027-28</b>
1.	# of outreach activities performed annually	8.00	8.00	8.00	8.00	8.00	8.00
2.	# of attendees per outreach activity	200.00	200.00	200.00	200.00	200.00	200.00
3.	# of attendees who apply for services	60.00	60.00	60.00	60.00	60.00	60.00

**Non-General Fund Program Measures Report  
for submittal to the 2023 Legislature  
Department of: HMS**

Name of Fund: Rehabilitation Training (Grant closed 09/30/15)  
 Apprn. Acct. Number: S-298-K  
 Fund Type (MOF): N  
 Legal Authority: P.L. 93-112

**Statement of Objectives**

Personnel are trained in providing vocational rehabilitation services to handicapped individuals. Plan for and provide training to improve the program's capacity to meet the employment needs of persons with disabilities.

<b><u>Fund Measures of Effectiveness</u></b>	<b>FY 2022-23</b>	<b>FY 2023-24</b>	<b>FY 2024-25</b>	<b>FY 2025-26</b>	<b>FY 2026-27</b>	<b>FY 2027-28</b>
1. [Redacted]						

<b><u>Program Size Indicators</u></b>	<b>FY 2021-22</b>	<b>FY 2022-23</b>	<b>FY 2023-24</b>	<b>FY 2024-25</b>	<b>FY 2025-26</b>	<b>FY 2026-27</b>	<b>FY 2027-28</b>
1. [Redacted]							

<b><u>Fund Activities Encompassed</u></b>	<b>FY 2022-23</b>	<b>FY 2023-24</b>	<b>FY 2024-25</b>	<b>FY 2025-26</b>	<b>FY 2026-27</b>	<b>FY 2027-28</b>
1. [Redacted]						

**Non-General Fund Program Measures Report  
for submittal to the 2023 Legislature  
Department of: HMS**

Name of Fund: Randolph-Sheppard: Financial Relief and Restoration Payments (Grant Closed 9/30/2022)  
 Apprn. Acct. Number: S-564-K  
 Fund Type (MOF): P  
 Legal Authority: P.L. 93-516 II Randolph-Sheppard Act

**Statement of Objectives**

Supplement blind vendors' lost income in 2020 due to the pandemic.

<b>Fund Measures of Effectiveness</b>	FY	FY	FY	FY	FY	FY
	2022-23	2023-24	2024-25	2025-26	2026-27	2027-28
1. % of vendors who receive funds for lost income	0.00	0.00	0.00	0.00	0.00	0.00

<b>Program Size Indicators</b>	FY	FY	FY	FY	FY	FY	
	2021-22	2022-23	2023-24	2024-25	2025-26	2026-27	2027-28
1.							

<b>Fund Activities Encompassed</b>	FY	FY	FY	FY	FY	FY
	2022-23	2023-24	2024-25	2025-26	2026-27	2027-28
1.						

**Non-General Fund Program Measures Report  
for submittal to the 2023 Legislature  
Department of: HMS**

Name of Fund: Health Care Payments  
 Appropriation Account Number: S-229-K  
 Fund Type (MOF): N  
 Legal Authority: 42CFR 431 10

**Statement of Objectives**

Provide medical assistance payments for those under fee for service and manage care program. (Federal match)

<b><u>Fund Measures of Effectiveness</u></b>	FY 2022-23	FY 2023-24	FY 2024-25	FY 2025-26	FY 2026-27	FY 2027-28
1. Percentage managed care payments devoted to direct health care services	90.00	90.00	90.00	90.00	90.00	90.00

<b><u>Program Size Indicators</u></b>	FY 2021-22	FY 2022-23	FY 2023-24	FY 2024-25	FY 2025-26	FY 2026-27	FY 2027-28
1. Total number of people covered by QUEST	449,845.00	430,000.00	420,000.00	400,000.00	400,000.00	400,000.00	400,000.00

<b><u>Fund Activities Encompassed</u></b>	FY 2022-23	FY 2023-24	FY 2024-25	FY 2025-26	FY 2026-27	FY 2027-28
1. Make direct medical payments to providers and health care plans on behalf of the eligible recipient (amounts in millions)	2,800.00	2,800.00	2,800.00	2,800.00	2,800.00	2,800.00



**Non-General Fund Program Measures Report  
for submittal to the 2023 Legislature  
Department of: HMS**

Name of Fund: Health Care Payments  
 Appropriation Account Number: S-290-K  
 Fund Type (MOF): N  
 Legal Authority: 42CFR 431 10

**Statement of Objectives**

Provide medical assistance payments for those under fee for service and manage care program.

<b><u>Fund Measures of Effectiveness</u></b>	FY 2022-23	FY 2023-24	FY 2024-25	FY 2025-26	FY 2026-27	FY 2027-28
1. Percentage managed care payments devoted to direct health care services	90.00	90.00	90.00	90.00	90.00	90.00

<b><u>Program Size Indicators</u></b>	FY 2021-22	FY 2022-23	FY 2023-24	FY 2024-25	FY 2025-26	FY 2026-27	FY 2027-28
1. Total number of people covered by QUEST	449,845.00	430,000.00	420,000.00	400,000.00	400,000.00	400,000.00	400,000.00

<b><u>Fund Activities Encompassed</u></b>	FY 2022-23	FY 2023-24	FY 2024-25	FY 2025-26	FY 2026-27	FY 2027-28
1. Make direct medical payments to providers and health care plans on behalf of the eligible recipient (amounts in millions)	2,800.00	2,800.00	2,800.00	2,800.00	2,800.00	2,800.00

**Non-General Fund Program Measures Report  
for submittal to the 2023 Legislature  
Department of: HMS**

Name of Fund: Health Care Payments  
 Appropriation Account Number: S-378-K  
 Fund Type (MOF): B  
 Legal Authority: Section 346G-4, HRS

**Statement of Objectives**

To preserve access to health care in hospitals for Medicaid recipients through the Hospital Sustainability Program.

<b><u>Fund Measures of Effectiveness</u></b>		FY 2022-23	FY 2023-24	FY 2024-25	FY 2025-26	FY 2026-27	FY 2027-28
1.	Percentage of eligible hospital payments distributed to hospitals per HRS 346G-4	100.00	100.00	100.00	100.00	100.00	100.00

<b><u>Program Size Indicators</u></b>		FY 2021-22	FY 2022-23	FY 2023-24	FY 2024-25	FY 2025-26	FY 2026-27	FY 2027-28
1.	Total number of people covered by QUEST	449,845.00	430,000.00	420,000.00	400,000.00	400,000.00	400,000.00	400,000.00

<b><u>Fund Activities Encompassed</u></b>		FY 2022-23	FY 2023-24	FY 2024-25	FY 2025-26	FY 2026-27	FY 2027-28
1.	Amount of funds distributed to private hospitals (in millions)	55.00	70.00	70.00	70.00	70.00	70.00

**Non-General Fund Program Measures Report  
for submittal to the 2023 Legislature  
Department of: HMS**

Name of Fund: Health Care Payments  
 Appropriation Account Number: S-379-K/S-373-K  
 Fund Type (MOF): B  
 Legal Authority: Section 346F-4, HRS

**Statement of Objectives**

To preserve access to health care, long term care in nursing facilities, for Medicaid recipients through the Nursing Facility Sustainability Program.

<b><u>Fund Measures of Effectiveness</u></b>		FY 2022-23	FY 2023-24	FY 2024-25	FY 2025-26	FY 2026-27	FY 2027-28
1.	Percentage of eligible nursing facility funds distributed to nursing facilities per HRS 346G-4	100.00	100.00	100.00	100.00	100.00	100.00

<b><u>Program Size Indicators</u></b>		FY 2021-22	FY 2022-23	FY 2023-24	FY 2024-25	FY 2025-26	FY 2026-27	FY 2027-28
1.	Total number of people covered by QUEST	449,845.00	430,000.00	420,000.00	400,000.00	400,000.00	400,000.00	400,000.00

<b><u>Fund Activities Encompassed</u></b>		FY 2022-23	FY 2023-24	FY 2024-25	FY 2025-26	FY 2026-27	FY 2027-28
1.	Amount of funds distributed to nursing facilities (in millions)	10.00	12.00	12.00	12.00	12.00	12.00

**Non-General Fund Program Measures Report  
for submittal to the 2023 Legislature  
Department of: HMS**

Name of Fund: Health Care Payments  
 Apprn. Acct. Number: S-233-K  
 Fund Type (MOF): N  
 Legal Authority: 42CFR 431 10

**Statement of Objectives**

Provide administrative support for the QUEST (Hawaii Medicaid) program and health care programs.

<b><u>Fund Measures of Effectiveness</u></b>		FY 2022-23	FY 2023-24	FY 2024-25	FY 2025-26	FY 2026-27	FY 2027-28
1.	Percentage of applications processed within specified timeliness criteria	99.00	99.00	99.00	99.00	99.00	99.00
2.	Percentage of timely submissions of quarterly and annual reports to federal Department of Health and Human Services	90.00	90.00	90.00	90.00	90.00	90.00

<b><u>Program Size Indicators</u></b>		FY 2021-22	FY 2022-23	FY 2023-24	FY 2024-25	FY 2025-26	FY 2026-27	FY 2027-28
1.	Total number of people covered by QUEST	449,845.00	430,000.00	420,000.00	400,000.00	400,000.00	400,000.00	400,000.00

<b><u>Fund Activities Encompassed</u></b>		FY 2022-23	FY 2023-24	FY 2024-25	FY 2025-26	FY 2026-27	FY 2027-28
1.	Number of contract executions	61.00	60.00	60.00	60.00	60.00	60.00
2.	Number of state plan amendments and waiver amendments	20.00	20.00	20.00	20.00	20.00	20.00

**Non-General Fund Program Measures Report  
for submittal to the 2023 Legislature  
Department of: HMS**

Name of Fund: Health Care Payments  
 Apprn. Acct. Number: S-237-K  
 Fund Type (MOF): N  
 Legal Authority: 42CFR 431 10

**Statement of Objectives**

Provide administrative support for the QUEST (Hawaii Medicaid) program and health care programs.

<b><u>Fund Measures of Effectiveness</u></b>		FY 2022-23	FY 2023-24	FY 2024-25	FY 2025-26	FY 2026-27	FY 2027-28
1.	Percentage of applications processed within specified timeliness criteria	99.00	99.00	99.00	99.00	99.00	99.00
2.	Percentage of timely submissions of quarterly and annual reports to federal Department of Health and Human Services	90.00	90.00	90.00	90.00	90.00	90.00

<b><u>Program Size Indicators</u></b>		FY 2021-22	FY 2022-23	FY 2023-24	FY 2024-25	FY 2025-26	FY 2026-27	FY 2027-28
1.	Total number of people covered by QUEST	449,845.00	430,000.00	420,000.00	400,000.00	400,000.00	400,000.00	400,000.00

<b><u>Fund Activities Encompassed</u></b>		FY 2022-23	FY 2023-24	FY 2024-25	FY 2025-26	FY 2026-27	FY 2027-28
1.	Number of contract executions	61.00	60.00	60.00	60.00	60.00	60.00
2.	Number of state plan amendments and waiver amendments	20.00	20.00	20.00	20.00	20.00	20.00

**Non-General Fund Program Measures Report  
for submittal to the 2023 Legislature  
Department of: HMS**

Name of Fund: Health Care Payments  
 Apprn. Acct. Number: S-243-K  
 Fund Type (MOF): N  
 Legal Authority: 42CFR 431 10

**Statement of Objectives**

Provide administrative support for the QUEST (Hawaii Medicaid) program and health care programs.

<b><u>Fund Measures of Effectiveness</u></b>		FY 2022-23	FY 2023-24	FY 2024-25	FY 2025-26	FY 2026-27	FY 2027-28
1.	Percentage of applications processed within specified timeliness criteria	99.00	99.00	99.00	99.00	99.00	99.00
2.	Percentage of timely submissions of quarterly and annual reports to federal Department of Health and Human Services	90.00	90.00	90.00	90.00	90.00	90.00

<b><u>Program Size Indicators</u></b>		FY 2021-22	FY 2022-23	FY 2023-24	FY 2024-25	FY 2025-26	FY 2026-27	FY 2027-28
1.	Total number of people covered by QUEST	449,845.00	430,000.00	420,000.00	400,000.00	400,000.00	400,000.00	400,000.00

<b><u>Fund Activities Encompassed</u></b>		FY 2022-23	FY 2023-24	FY 2024-25	FY 2025-26	FY 2026-27	FY 2027-28
1.	Number of contract executions	61.00	60.00	60.00	60.00	60.00	60.00
2.	Number of state plan amendments and waiver amendments	20.00	20.00	20.00	20.00	20.00	20.00

**Non-General Fund Program Measures Report  
for submittal to the 2023 Legislature  
Department of: HMS**

Name of Fund: Health Care Payments  
 Apprn. Acct. Number: S-544-K  
 Fund Type (MOF): N  
 Legal Authority: 42CFR 431 10

**Statement of Objectives**

Provide administrative support for the QUEST (Hawaii Medicaid) program and health care programs.

<b><u>Fund Measures of Effectiveness</u></b>	FY 2022-23	FY 2023-24	FY 2024-25	FY 2025-26	FY 2026-27	FY 2027-28
1. Percent managed care payments devoted to direct health care services	90.00	90.00	90.00	90.00	90.00	90.00

<b><u>Program Size Indicators</u></b>	FY 2021-22	FY 2022-23	FY 2023-24	FY 2024-25	FY 2025-26	FY 2026-27	FY 2027-28
1. Total number of people covered by QUEST	449,845.00	430,000.00	420,000.00	400,000.00	400,000.00	400,000.00	400,000.00

<b><u>Fund Activities Encompassed</u></b>	FY 2022-23	FY 2023-24	FY 2024-25	FY 2025-26	FY 2026-27	FY 2027-28
1. Make direct medical payments to providers and health care plans on behalf of the eligible recipient (amounts in millions)	2,800.00	2,800.00	2,800.00	2,800.00	2,800.00	2,800.00

**Non-General Fund Program Measures Report  
for submittal to the 2023 Legislature  
Department of: Human Services/Social Services Division**

Name of Fund: Child Welfare Services  
 Apprn. Acct. Number: S-207-K  
 Fund Type (MOF): N  
 Legal Authority: P.L. 93-647 Title XX SSA

**Statement of Objectives**

To provide services suited to individuals to prevent, reduce or eliminate dependency; achieve or maintain self-sufficiency; prevent neglect, abuse or exploitation of children and adults; prevent or reduce inappropriate institutional care; to secure admission or referral for institutional care when other forms of care are not appropriate

<b><u>Fund Measures of Effectiveness</u></b>		<b>FY 2022-23</b>	<b>FY 2023-24</b>	<b>FY 2024-25</b>	<b>FY 2025-26</b>	<b>FY 2026-27</b>	<b>FY 2027-28</b>
1.	Children in Family Supervision to DHS	700	750	750	775	775	800
2.	Children received human trafficking services	25	25	25	25	25	25
3.							
4.							
5.							
6.							
7.							
8.							
9.							
10.							

<b><u>Program Size Indicators</u></b>		<b>FY 2021-22</b>	<b>FY 2022-23</b>	<b>FY 2023-24</b>	<b>FY 2024-25</b>	<b>FY 2025-26</b>	<b>FY 2026-27</b>	<b>FY 2027-28</b>
1.	Children with Court Family Supervision statewide	700	700	750	750	775	775	800
2.	Children in Human Trafficking	80	80	80	80	80	80	80
3.	Statewide children receiving protective services	4500	4500	4500	4500	4500	4500	4500
4.								
5.								
6.								
7.								
8.								
9.								
10.								

<b><u>Fund Activities Encompassed</u></b>		<b>FY 2022-23</b>	<b>FY 2023-24</b>	<b>FY 2024-25</b>	<b>FY 2025-26</b>	<b>FY 2026-27</b>	<b>FY 2027-28</b>



**Non-General Fund Program Measures Report  
for submittal to the 2023 Legislature  
Department of: Human Services/Social Services Division**

Name of Fund: Child Welfare Services  
 Apprn. Acct. Number: S-207-K  
 Fund Type (MOF): N  
 Legal Authority: P.L. 93-647 Title XX SSA

1.	Children completed child safety assessment for in home services	700	750	750	775	775	800
2.	Identify risk factors to young people alleged with human trafficking	20	20	20	20	20	20
3.	Protective services statewide	4500	4500	4500	4500	4500	4500
4.							
5.							
6.							
7.							
8.							
9.							
10.							

**Non-General Fund Program Measures Report  
for submittal to the 2023 Legislature  
Department of: Human Services/Social Services Division**

Name of Fund: Child Welfare Services  
 Apprn. Acct. Number: S-249-K  
 Fund Type (MOF): N  
 Legal Authority: Title IV-E, Social Security Act

**Statement of Objectives**

Strengthen and improve the federally supported programs for foster care of needy and dependent children.

<b><u>Fund Measures of Effectiveness</u></b>	<b>FY 2022-23</b>	<b>FY 2023-24</b>	<b>FY 2024-25</b>	<b>FY 2025-26</b>	<b>FY 2026-27</b>	<b>FY 2027-28</b>
1. Children exit foster care to Reunification with parents	580	600	620	620	640	650
2. Children exit foster care to Adoption	250	250	250	250	250	250
3. Children exit foster care to Legal Guardianship	225	220	210	200	200	200
4.						
5.						
6.						
7.						
8.						
9.						
10.						

<b><u>Program Size Indicators</u></b>	<b>FY 2021-22</b>	<b>FY 2022-23</b>	<b>FY 2023-24</b>	<b>FY 2024-25</b>	<b>FY 2025-26</b>	<b>FY 2026-27</b>	<b>FY 2027-28</b>
1. Children in foster care	2500	2500	2450	2450	2500	2550	2500
2.							
3.							
4.							
5.							
6.							
7.							
8.							
9.							
10.							

<b><u>Fund Activities Encompassed</u></b>	<b>FY 2022-23</b>	<b>FY 2023-24</b>	<b>FY 2024-25</b>	<b>FY 2025-26</b>	<b>FY 2026-27</b>	<b>FY 2027-28</b>

**Non-General Fund Program Measures Report  
for submittal to the 2023 Legislature  
Department of: Human Services/Social Services Division**

Name of Fund: Child Welfare Services

Apprn. Acct. Number: S-249-K

Fund Type (MOF): N

Legal Authority: Title IV-E, Social Security Act

1.	Receiving relative/non relatives foster board payment	2,450	2,400	2,400	2,450	2,500	2,450
2.	Children receiving other foster care services	2,500	2450	2450	2500	2550	2500
3.	Group and Institutional care	150	150	150	150	150	150
4.							
5.							
6.							
7.							
8.							
9.							
10.							

**Non-General Fund Program Measures Report  
for submittal to the 2023 Legislature  
Department of: Human Services/Social Services Division**

Name of Fund: Child Welfare Services  
 Apprn. Acct. Number: S-255-K/S  
 Fund Type (MOF): N  
 Legal Authority: Title IV-E, Social Security Act

**Statement of Objectives**

Strengthen and improve the federally supported programs for adoption assistance of needy and dependent children.

**Fund Measures of Effectiveness**

	FY 2022-23	FY 2023-24	FY 2024-25	FY 2025-26	FY 2026-27	FY 2027-28
1. Children exit from foster care to adoption	250	250	250	250	250	250
2. Children exit from foster care to relative adoption	125	125	125	125	125	125
3.						
4.						
5.						
6.						
7.						
8.						
9.						
10.						

**Program Size Indicators**

	FY 2021-22	FY 2022-23	FY 2023-24	FY 2024-25	FY 2025-26	FY 2026-27	FY 2027-28
1. Children receiving adoption assistance statewide	3000	2900	2900	2800	2800	2700	2700
2.							
3.							
4.							
5.							
6.							
7.							
8.							
9.							
10.							

**Fund Activities Encompassed**

FY 2022-23	FY 2023-24	FY 2024-25	FY 2025-26	FY 2026-27	FY 2027-28
---------------	---------------	---------------	---------------	---------------	---------------

**Non-General Fund Program Measures Report  
for submittal to the 2023 Legislature  
Department of: Human Services/Social Services Division**

Name of Fund: Child Welfare Services

Apprn. Acct. Number: S-255-K/S

Fund Type (MOF): N

Legal Authority: Title IV-E, Social Security Act

1.	Children receiving adoption assistance	2900	2900	2800	2800	2700	2700
2.							
3.							
4.							
5.							
6.							
7.							
8.							
9.							
10.							

**Non-General Fund Program Measures Report  
for submittal to the 2023 Legislature  
Department of: Human Services/Social Services Division**

Name of Fund: Child Welfare Services  
 Apprn. Acct. Number: S-281-K  
 Fund Type (MOF): N  
 Legal Authority: Title IV-E, Social Security Act

**Statement of Objectives**

Strengthen and improve the federally supported programs for guardianship assistance of needy and dependent children.

**Fund Measures of Effectiveness**

	FY 2022-23	FY 2023-24	FY 2024-25	FY 2025-26	FY 2026-27	FY 2027-28
1. Children ages 12-17 in foster care over 12 months exit to Legal Guardianship	85	80	80	85	80	80
2.						
3.						
4.						
5.						
6.						
7.						
8.						
9.						
10.						

**Program Size Indicators**

	FY 2021-22	FY 2022-23	FY 2023-24	FY 2024-25	FY 2025-26	FY 2026-27	FY 2027-28
1. Children receiving IV-E KinGAP payment statewide	700	700	700	700	700	700	700
2.							
3.							
4.							
5.							
6.							
7.							
8.							
9.							
10.							

**Fund Activities Encompassed**

FY 2022-23	FY 2023-24	FY 2024-25	FY 2025-26	FY 2026-27	FY 2027-28
---------------	---------------	---------------	---------------	---------------	---------------

**Non-General Fund Program Measures Report  
for submittal to the 2023 Legislature  
Department of: Human Services/Social Services Division**

Name of Fund: Child Welfare Services

Apprn. Acct. Number: S-281-K

Fund Type (MOF): N

Legal Authority: Title IV-E, Social Security Act

1.	Eligibility determination/re-determination/payments	700	700	700	700	700	700
2.							
3.							
4.							
5.							
6.							
7.							
8.							
9.							
10.							

**Non-General Fund Program Measures Report  
for submittal to the 2023 Legislature  
Department of: Human Services/Social Services Division**

Name of Fund: Child Welfare Services  
 Apprn. Acct. Number: S-502-K  
 Fund Type (MOF): N  
 Legal Authority: Title IV-E, Social Security Act

**Statement of Objectives**

Strengthen and improve the federally supported programs to encourage adoptions of children with special needs and encourage support for the family

**Fund Measures of Effectiveness**

	FY 2022-23	FY 2023-24	FY 2024-25	FY 2025-26	FY 2026-27	FY 2027-28
1. Children with special needs exit foster care to adoption by non-relatives	125	125	125	125	125	125
2. Children with special needs exit foster care to adoption by relatives	125	125	125	125	125	125
3.						
4.						
5.						
6.						
7.						
8.						
9.						
10.						

**Program Size Indicators**

	FY 2021-22	FY 2022-23	FY 2023-24	FY 2024-25	FY 2025-26	FY 2026-27	FY 2027-28
1. Children in permanent custody (PC) to DHS with goals of adoption	600	600	590	590	580	580	575
2.							
3.							
4.							
5.							
6.							
7.							
8.							
9.							
10.							

**Fund Activities Encompassed**

FY 2022-23	FY 2023-24	FY 2024-25	FY 2025-26	FY 2026-27	FY 2027-28
---------------	---------------	---------------	---------------	---------------	---------------



**Non-General Fund Program Measures Report  
for submittal to the 2023 Legislature  
Department of: Human Services/Social Services Division**

Name of Fund: Child Welfare Services

Apprn. Acct. Number: S-502-K

Fund Type (MOF): N

Legal Authority: Title IV-E, Social Security Act

1.	Children with PC to have a DHS permanency case review	50	50	50	60	60	100
2.							
3.							
4.							
5.							
6.							
7.							
8.							
9.							
10.							

**Non-General Fund Program Measures Report  
for submittal to the 2023 Legislature  
Department of: Human Services/Social Services Division**

Name of Fund: Child Welfare Services  
 Apprn. Acct. Number: S-288-K  
 Fund Type (MOF):N  
 Legal Authority: Title IV-E, Social Security Act

**Statement of Objectives**

Determination and redetermination of children in foster care for medical coverage via Hawaii Medquest Plan.

**Fund Measures of Effectiveness**

		FY 2022-23	FY 2023-24	FY 2024-25	FY 2025-26	FY 2026-27	FY 2027-28
1.	Children in foster care have medical coverage	2500	2500	2450	2450	2500	2550
2.							
3.							
4.							
5.							
6.							
7.							
8.							
9.							
10.							

**Program Size Indicators**

		FY 2021-22	FY 2022-23	FY 2023-24	FY 2024-25	FY 2025-26	FY 2026-27	FY 2027-28
1.	Children in foster care	2500	2500	2450	2450	2500	2550	2500
2.								
3.								
4.								
5.								
6.								
7.								
8.								
9.								
10.								

**Fund Activities Encompassed**

FY 2021-22	FY 2022-23	FY 2023-24	FY 2024-25	FY 2025-26	FY 2026-27	FY 2027-28
---------------	---------------	---------------	---------------	---------------	---------------	---------------

**Non-General Fund Program Measures Report  
for submittal to the 2023 Legislature  
Department of: Human Services/Social Services Division**

Name of Fund: Child Welfare Services

Apprn. Acct. Number: S-288-K

Fund Type (MOF):N

Legal Authority: Title IV-E, Social Security Act

1.	Application and determination of eligiblity for medical coverage	2500	2500	2450	2450	2500	2550	2500
2.								
3.								
4.								
5.								
6.								
7.								
8.								
9.								
10.								

**Non-General Fund Program Measures Report  
for submittal to the 2023 Legislature  
Department of: Human Services/Social Services Division**

Name of Fund: Child Welfare Services  
 Apprn. Acct. Number: S-207-K, S-574-K  
 Fund Type (MOF): N  
 Legal Authority: P.L. 93-647 Title XX SSA

**Statement of Objectives**

To provide services suited to individuals to prevent, reduce or eliminate dependency; achieve or maintain self-sufficiency; prevent neglect, abuse or exploitation of children and adults; prevent or reduce inappropriate institutional care; to secure admission or referral for institutional care when other forms of care are not appropriate

<b><u>Fund Measures of Effectiveness</u></b>	<b>FY 2022-23</b>	<b>FY 2023-24</b>	<b>FY 2024-25</b>	<b>FY 2025-26</b>	<b>FY 2026-27</b>	<b>FY 2027-28</b>
1. Children in Family Supervision to DHS	700	750	750	775	775	800
2. Children received human trafficking services	25	25	25	25	25	25
3.						
4.						
5.						
6.						
7.						
8.						
9.						
10.						

<b><u>Program Size Indicators</u></b>	<b>FY 2021-22</b>	<b>FY 2022-23</b>	<b>FY 2023-24</b>	<b>FY 2024-25</b>	<b>FY 2025-26</b>	<b>FY 2026-27</b>	<b>FY 2027-28</b>
1. Children with Court Family Supervision statewide	700	700	750	750	775	775	800
2. Children in Human Trafficking	80	80	80	80	80	80	80
3. Statewide children receiving protective services	4500	4500	4500	4500	4500	4500	4500
4.							
5.							
6.							
7.							
8.							
9.							
10.							

<b><u>Fund Activities Encompassed</u></b>	<b>FY 2022-23</b>	<b>FY 2023-24</b>	<b>FY 2024-25</b>	<b>FY 2025-26</b>	<b>FY 2026-27</b>	<b>FY 2027-28</b>

**Non-General Fund Program Measures Report  
for submittal to the 2023 Legislature  
Department of: Human Services/Social Services Division**

Name of Fund: Child Welfare Services  
 Apprn. Acct. Number: S-207-K, S-574-K  
 Fund Type (MOF): N  
 Legal Authority: P.L. 93-647 Title XX SSA

1.	Children completed child safety assessment for in home services	700	750	750	775	775	800
2.	Identify risk factors to young people alleged with human trafficking	20	20	20	20	20	20
3.	Protective services statewide	4500	4500	4500	4500	4500	4500
4.							
5.							
6.							
7.							
8.							
9.							
10.							

**Non-General Fund Program Measures Report  
for submittal to the 2023 Legislature  
Department of: Human Services/Social Services Division**

Name of Fund: Child Welfare Services  
 Apprn. Acct. Number: S-240-K, S-250-K  
 Fund Type (MOF): N  
 Legal Authority: Title IVB, Social Security Act

**Statement of Objectives**

Protect and promote the welfare of all children; prevent abuse, neglect, or exploitation of children; support at-risk families through services that allow children to remain with their families or return to their families in a timely manner; promote safety, permanence, and well being of children in foster care and adoptive families; provide training, development, and support to ensure a well-qualified workforce.

<b><u>Fund Measures of Effectiveness</u></b>		<b>FY 2022-23</b>	<b>FY 2023-24</b>	<b>FY 2024-25</b>	<b>FY 2025-26</b>	<b>FY 2026-27</b>	<b>FY 2027-28</b>
1.	% of cases - receiving timely response to reports of child abuse/neglect	80	83	85	85	90	95
2.	% of cases receiving services to prevent removal or reentry to foster care	70	75	80	85	90	95
3.							
4.							
5.							
6.							
7.							
8.							
9.							
10.							

<b><u>Program Size Indicators</u></b>		<b>FY 2021-22</b>	<b>FY 2022-23</b>	<b>FY 2023-24</b>	<b>FY 2024-25</b>	<b>FY 2025-26</b>	<b>FY 2026-27</b>	<b>FY 2027-28</b>
1.	Child protective services statewide	4500	4500	4500	4500	4500	4500	4500
2.	Receive and assess intakes for child abuse/neglect statewide	21000	2100	2100	2100	2100	2100	2100
3.	Differential response services VCM	1400	1400	1450	1450	1475	1475	1500
4.	Differential response services FSS	525	550	550	575	600	625	650
5.								
6.								
7.								
8.								
9.								
10.								

<b><u>Fund Activities Encompassed</u></b>		<b>FY 2022-23</b>	<b>FY 2023-24</b>	<b>FY 2024-25</b>	<b>FY 2025-26</b>	<b>FY 2026-27</b>	<b>FY 2027-28</b>

**Non-General Fund Program Measures Report  
for submittal to the 2023 Legislature  
Department of: Human Services/Social Services Division**

Name of Fund: Child Welfare Services  
 Apprn. Acct. Number: S-240-K, S-250-K  
 Fund Type (MOF): N  
 Legal Authority: Title IVB, Social Security Act

1.	Intakes on abuse/neglect reports	21000	2100	2100	2100	2100	2100
2.	CWS investigation of intakes	3000	3000	3000	3000	3000	3000
3.							
4.							
5.							
6.							
7.							
8.							
9.							
10.							

**Non-General Fund Program Measures Report  
for submittal to the 2023 Legislature  
Department of: Human Services/Social Services Division**

Name of Fund: Child Welfare Services

Apprn. Acct. Number: S-247-K ; S-211-K, S-208-K, S-283-K

Fund Type (MOF): N

Legal Authority: Title IVB, Social Security Act

**Statement of Objectives**

Prevent child maltreatment among families at risk through the provision of supportive family services; assure children's safety within the home and preserve intact families in which children have been maltreated, when family's problems can be addressed effectively; address the problems of families whose children have been placed in foster care so that the reunification may occur in a safe and stable manner; to support adoptive families by providing support services as necessary so that they can make a lifetime commitment to their children.

<b>Fund Measures of Effectiveness</b>	<b>FY 2022-23</b>	<b>FY 2023-24</b>	<b>FY 2024-25</b>	<b>FY 2025-26</b>	<b>FY 2026-27</b>	<b>FY 2027-28</b>
1. Children exit foster care to reunification	580	600	620	620	640	650
2. Children are stable with their adoptive families	240	240	240	240	240	240
3.						
4.						
5.						
6.						
7.						
8.						
9.						
10.						

<b>Program Size Indicators</b>	<b>FY 2021-22</b>	<b>FY 2022-23</b>	<b>FY 2023-24</b>	<b>FY 2024-25</b>	<b>FY 2025-26</b>	<b>FY 2026-27</b>	<b>FY 2027-28</b>
1. Children receive crisis intervention-family preservation services	250	250	250	250	250	250	250
2. Children receive prevention and family support services	2000	2100	2100	2150	2150	2200	2200
3. Children receiving adoption promotion and support services	250	250	250	250	250	250	250
4.							
5.							
6.							
7.							
8.							
9.							
10.							

FY                      FY                      FY                      FY                      FY                      FY



**Non-General Fund Program Measures Report  
for submittal to the 2023 Legislature  
Department of: Human Services/Social Services Division**

Name of Fund: Child Welfare Services

Apprn. Acct. Number: S-247-K ; S-211-K, S-208-K, S-283-K

Fund Type (MOF): N

Legal Authority: Title IVB, Social Security Act

**Fund Activities Encompassed**

	<b>2022-23</b>	<b>2023-24</b>	<b>2024-25</b>	<b>2025-26</b>	<b>2026-27</b>	<b>2027-28</b>
1. Service providers with families	2100	2100	2150	2150	2200	2200
2.						
3.						
4.						
5.						
6.						
7.						
8.						
9.						
10.						

**Non-General Fund Program Measures Report  
for submittal to the 2023 Legislature  
Department of: Human Services/Social Services Division**

Name of Fund: Child Welfare Services  
 Apprn. Acct. Number: S-246-K  
 Fund Type (MOF): N  
 Legal Authority: Title IVB, Social Security Act

**Statement of Objectives**

Support monthly caseworker visit with children who are in foster care, improve the quality of caseworker visits with children in foster care under the responsibility of the state, with an emphasis on decision making on safety, permanency, and well being of foster children; activities designed to increase retention, recruitment, and training of caseworkers.

**Fund Measures of Effectiveness**

	FY 2022-23	FY 2023-24	FY 2024-25	FY 2025-26	FY 2026-27	FY 2027-28
1. Percentage of completed monthly visits (out of all required visits) for children in foster care	75	75	75	75	75	75
2.						
3.						
4.						
5.						
6.						
7.						
8.						
9.						
10.						

**Program Size Indicators**

	FY 2021-22	FY 2022-23	FY 2023-24	FY 2024-25	FY 2025-26	FY 2026-27	FY 2027-28
1. Number of children in foster care	2500	2500	2450	2450	2500	2550	2500
2. Number of CWS caseworkers	140	137	136	136	137	139	142
3. Number of CWS caseworkers who left CWS during this year	24	23	23	22	22	21	20
4. Number of caseworkers who started at CWS during this year	15	20	22	22	23	23	23
5.							
6.							
7.							
8.							
9.							
10.							

FY                      FY                      FY                      FY                      FY                      FY

**Non-General Fund Program Measures Report  
for submittal to the 2023 Legislature  
Department of: Human Services/Social Services Division**

Name of Fund: Child Welfare Services  
 Apprn. Acct. Number: S-246-K  
 Fund Type (MOF): N  
 Legal Authority: Title IVB, Social Security Act

**Fund Activities Encompassed**

	<b>2022-23</b>	<b>2023-24</b>	<b>2024-25</b>	<b>2025-26</b>	<b>2026-27</b>	<b>2027-28</b>
1. <b>Number of completed monthly face-to-face visits between the assigned worker</b>	14000	14000	14000	14000	14000	14000
2.						
3.						
4.						
5.						
6.						
7.						
8.						
9.						
10.						

**Non-General Fund Program Measures Report  
for submittal to the 2023 Legislature  
Department of: Human Services/Social Services Division**

Name of Fund: Child Welfare Services

Apprn. Acct. Number: S-248-K, S-287-K

Fund Type (MOF): N

Legal Authority: P.L. 92-272 Title IVE, Section 477

**Statement of Objectives**

To assist foster youth make the transition to self-sufficiency; to receive education, training and related services to prepare for and obtain employment, postsecondary training and educational institutions; provide personal and emotional support through mentors and the promotion of interactions with dedicated adults; provide financial, housing, counseling, employment, education, other appropriate support and services to current and former foster care recipients up to the age of 21; provide services to youth who, after attaining 16 years of age, have left foster care for kinship guardianship or adoption; to ensure that children who are likely to remain in foster care until 18 years of age have regular, on-going opportunities to engage in age or developmentally appropriate activities.

**Fund Measures of Effectiveness**

	FY 2022-23	FY 2023-24	FY 2024-25	FY 2025-26	FY 2026-27	FY 2027-28
1. Children receiving Youth Circles and Imua Kakou services	300	300	300	300	300	300
2.						
3.						
4.						
5.						
6.						
7.						
8.						
9.						
10.						

**Program Size Indicators**

	FY 2021-22	FY 2022-23	FY 2023-24	FY 2024-25	FY 2025-26	FY 2026-27	FY 2027-28
1. Youth receiving Independent Living services statewide	700	675	650	650	625	625	625
2. Youth in foster care ages 12 and over	800	775	750	750	725	725	725
3. Imua Kakou (extended foster care to 21) Services Statewide	180	175	170	170	165	165	165
4.							
5.							
6.							
7.							
8.							
9.							

**Non-General Fund Program Measures Report  
for submittal to the 2023 Legislature  
Department of: Human Services/Social Services Division**

Name of Fund: Child Welfare Services

Apprn. Acct. Number: S-248-K, S-287-K

Fund Type (MOF): N

Legal Authority: P.L. 92-272 Title IVE, Section 477

10.							
-----	--	--	--	--	--	--	--

<b><u>Fund Activities Encompassed</u></b>		<b>FY 2022-23</b>	<b>FY 2023-24</b>	<b>FY 2024-25</b>	<b>FY 2025-26</b>	<b>FY 2026-27</b>	<b>FY 2027-28</b>
1.	Complete Youth Circles for young person 12 and over	150	150	150	150	150	150
2.	ILP services for young person 12 over in foster care and PC to DHS	843	843	850	760	760	690
3.							
4.							
5.							
6.							
7.							
8.							
9.							
10.							

**Non-General Fund Program Measures Report  
for submittal to the 2023 Legislature  
Department of: Human Services/Social Services Division**

Name of Fund: Child Welfare Services  
 Apprn. Acct. Number: S-239-K, S-537  
 Fund Type (MOF): N  
 Legal Authority: P.L. 92-272

**Statement of Objectives**

Provide vouchers for postsecondary education and training to youth under the Chafee Foster Care Independence Program provide vouchers to youth who leave foster care for adoption or kinship guardianship after age 16 up to age 23, as long as they are participating in the program at age 21 and are making satisfactory progress toward completing their course of study or training; vouchers may be available for the cost of attending an institution of higher education but shall not exceed the lesser of \$5,000 per grant year or the total cost of attendance as defined in section 472 of the Higher Education Act.

**Fund Measures of Effectiveness**

	FY 2022-23	FY 2023-24	FY 2024-25	FY 2025-26	FY 2026-27	FY 2027-28
1. Youth in foster care attend higher education with ETV assistance	60	60	60	60	60	60
2.						
3.						
4.						
5.						
6.						
7.						
8.						
9.						
10.						

**Program Size Indicators**

	FY 2021-22	FY 2022-23	FY 2023-24	FY 2024-25	FY 2025-26	FY 2026-27	FY 2027-28
1. Statewide ETV services	65	60	60	60	60	60	60
2.							
3.							
4.							
5.							
6.							
7.							
8.							
9.							
10.							

**Non-General Fund Program Measures Report  
for submittal to the 2023 Legislature  
Department of: Human Services/Social Services Division**

Name of Fund: Child Welfare Services  
 Apprn. Acct. Number: S-239-K, S-537  
 Fund Type (MOF): N  
 Legal Authority: P.L. 92-272

<b><u>Fund Activities Encompassed</u></b>	<b>FY 2022-23</b>	<b>FY 2023-24</b>	<b>FY 2024-25</b>	<b>FY 2025-26</b>	<b>FY 2026-27</b>	<b>FY 2027-28</b>
1. Caseworker and youth -determine eligibility for ETV	60	60	60	60	60	60
2.						
3.						
4.						
5.						
6.						
7.						
8.						
9.						
10.						

**Non-General Fund Program Measures Report  
for submittal to the 2023 Legislature  
Department of: Human Services/Social Services Division**

Name of Fund: Child Development-Child Abuse and Neglect Basic State Grant, Part 1

Apprn. Acct. Number: S-242-K

Fund Type (MOF): N

Legal Authority: P.L. 100-294

**Statement of Objectives**

Assist States in the support and improvement of their children protective services systems; an annual plan must be developed and approved by ACF.

**Fund Measures of Effectiveness**

	FY 2022-23	FY 2023-24	FY 2024-25	FY 2025-26	FY 2026-27	FY 2027-28
1. Families with increased sources of support and resources due to intervention	2200	2200	2200	2200	2200	2200
2. Families with no confirmed report of child abuse and neglect within 6 months of closure	1800	1800	1800	1800	1800	1800
3.						
4.						
5.						
6.						
7.						
8.						
9.						
10.						

**Program Size Indicators**

	FY 2021-22	FY 2022-23	FY 2023-24	FY 2024-25	FY 2025-26	FY 2026-27	FY 2027-28
1. Number of families receiving VCM services	1000	1000	1000	1000	1000	1000	1000
2. Number of families provided Neighborhood Places Services	300	300	300	300	300	300	300
3.							
4.							
5.							
6.							
7.							
8.							
9.							
10.							

FY                      FY                      FY                      FY                      FY                      FY



**Non-General Fund Program Measures Report  
for submittal to the 2023 Legislature  
Department of: Human Services/Social Services Division**

Name of Fund: Child Development-Child Abuse and Neglect Basic State Grant, Part 1

Apprn. Acct. Number: S-242-K

Fund Type (MOF): N

Legal Authority: P.L. 100-294

**Fund Activities Encompassed**

	<b>2022-23</b>	<b>2023-24</b>	<b>2024-25</b>	<b>2025-26</b>	<b>2026-27</b>	<b>2027-28</b>
1. Number of initial face to face visits conducted by the VCM worker	1000	1000	1000	1000	1000	1000
2. Number of workshops/trainings provided to families	35	35	35	35	35	35
3.						
4.						
5.						
6.						
7.						
8.						
9.						
10.						

**Non-General Fund Program Measures Report  
for submittal to the 2023 Legislature  
Department of: Human Services/Social Services Division**

Name of Fund: Children's Justice Act  
 Apprn. Acct. Number: S-508-K  
 Fund Type (MOF): N  
 Legal Authority: P.L. 100-294

**Statement of Objectives**

To improve legal and administrative, civil and criminal proceedings relating to the investigation and prosecution of child abuse cases; to create model programs for testing innovative approaches; to reform state laws to provide protection for children.

**Fund Measures of Effectiveness**

	FY 2022-23	FY 2023-24	FY 2024-25	FY 2025-26	FY 2026-27	FY 2027-28
1. MDT providers who respond to child abuse and neglect reports indicate that their knowledge and practice was enhanced through trainings	80%	80%	80%	80%	80%	80%
2.						
3.						
4.						
5.						
6.						
7.						
8.						
9.						
10.						

**Program Size Indicators**

	FY 2021-22	FY 2022-23	FY 2023-24	FY 2024-25	FY 2025-26	FY 2026-27	FY 2027-28
1. Total number of attendees that participated in CJA funded trainings	2000	2000	2000	2000	2000	2000	2000
2.							
3.							
4.							
5.							
6.							
7.							
8.							
9.							
10.							

**Non-General Fund Program Measures Report  
for submittal to the 2023 Legislature  
Department of: Human Services/Social Services Division**

Name of Fund: Children's Justice Act  
 Apprn. Acct. Number: S-508-K  
 Fund Type (MOF): N  
 Legal Authority: P.L. 100-294

**Fund Activities Encompassed**

	FY 2022-23	FY 2023-24	FY 2024-25	FY 2025-26	FY 2026-27	FY 2027-28
1. Children Justice Act Training Series - Various Topics	8	8	8	8	8	8
2. Annual Trainings on Specified Topics	9	9	9	9	9	9
3. Targeted training to address child sex trafficking in Hawaii	1	2	2	2	2	2
4. Targeted training to address domestic violence in Hawaii	1	2	2	2	2	2
5. Annual GAL and CASA forum	1	1	1	1	1	1
6. Targeted training on Trauma Informed Practice	1	1	2	2	3	3
7. Targeted training on the MDT model for CJs	10	10	10	10	10	10
8. Funding of CJA coordinator position to manage the CJA grant	1	1	1	1	1	1
9.						
10.						

**Non-General Fund Program Measures Report  
for submittal to the 2023 Legislature  
Department of: Human Services/Social Services Division**

Name of Fund: Family Violence Prevention and Services  
 Apprn. Acct. Number: S-284-K, S-268-K  
 Fund Type (MOF): N  
 Legal Authority: P.L. 100-294

**Statement of Objectives**

Assist states in their efforts for preventing family violence and to carry out coordination, research, training, technical assistance, documentation and evaluation activities.

<b><u>Fund Measures of Effectiveness</u></b>	<b>FY 2022-23</b>	<b>FY 2023-24</b>	<b>FY 2024-25</b>	<b>FY 2025-26</b>	<b>FY 2026-27</b>	<b>FY 2027-28</b>
1. % of adults who are no longer in DV relationship	65%	65%	65%	65%	65%	65%
2. % of Domestic Violence (DV) victims participating in DV services	75%	75%	75%	75%	75%	75%
3. % of service providers/SWs increased knowledge and awareness of DV	75%	75%	75%	75%	75%	75%
4.						
5.						
6.						
7.						
8.						
9.						
10.						

<b><u>Program Size Indicators</u></b>	<b>FY 2021-22</b>	<b>FY 2022-23</b>	<b>FY 2023-24</b>	<b>FY 2024-25</b>	<b>FY 2025-26</b>	<b>FY 2026-27</b>	<b>FY 2027-28</b>
1. People served in DV shelters statewide	1041	1041	1093	1093	1093	1147	1147
2. People served for TEEN DV	62	62	65	65	65	68	68
3. HSCADV* - training and annual conference	180	180	189	189	189	198	198
4. (*Hawaii State Coalition Against Domestic Violence)							
5.							
6.							
7.							
8.							
9.							
10.							

<b><u>Fund Activities Encompassed</u></b>	<b>FY 2021-22</b>	<b>FY 2022-23</b>	<b>FY 2023-24</b>	<b>FY 2024-25</b>	<b>FY 2025-26</b>	<b>FY 2026-27</b>

**Non-General Fund Program Measures Report  
for submittal to the 2023 Legislature  
Department of: Human Services/Social Services Division**

Name of Fund: Family Violence Prevention and Services

Apprn. Acct. Number: S-284-K, S-268-K

Fund Type (MOF): N

Legal Authority: P.L. 100-294

1.	Services to DV victims (crisis intervention)	850	850	850	850	765	765
2.	Services to DV victims (victim advocacy)	799	799	799	799	719	719
3.	Services to DV victims (individual/group counseling/support)	827	827	827	827	744	744
4.	Services to DV victims (criminal/civil legal advocacy)	323	323	323	323	291	291
5.	Services to DV victims (medical accompaniment)	15	15	15	15	13	13
6.	Services to DV victims (transportation services)	1,371	1,371	1,371	1,371	1,234	1,234
7.	Services to TEENS (Intimate Partner Violence)	62	62	62	62	56	56
8.							
9.							
10.							

**Non-General Fund Program Measures Report  
for submittal to the 2023 Legislature  
Department of: Human Services/Social Services Division**

Name of Fund: Child Welfare Services  
 Apprn. Acct. Number: S-314-K  
 Fund Type (MOF): B  
 Legal Authority: Act 232/64 HRS 346-7.5

**Statement of Objectives**

To provide or support provision of spouse or child abuse intervention or prevention services

**Fund Measures of Effectiveness**

	FY 2022-23	FY 2023-24	FY 2024-25	FY 2025-26	FY 2026-27	FY 2027-28
1. Number of children in foster care who reunify with their families	580	600	620	620	640	650
2. Number of potential victims of sex trafficking supported	20	20	20	20	20	20
3. Number of CWS staff who report enhanced practice due to Institute on Violence, Abuse, and Trauma (IVAT) conference	20	20	20	20	20	20
4. Number of projects completed by the Citizen's Review Panel (CRP)	2	2	2	2	2	2
5. Percentage of attendees who report the Management Leadership Team meetings useful for their work	75%	75%	75%	75%	75%	75%
6. Not applicable	NA	NA	NA	NA	NA	NA
7. Percentage of trainees who increased their Domestic Violence (DV) knowledge	75%	75%	75%	75%	75%	75%
8. Number of completed collaborative projects &/or case interventions by the Hawaii Interagency State Youth Network of Care	5	5	5	5	5	5
9. Number of child sex abuse perpetrators who successfully completed treatment on Oahu	20	20	20	20	20	20
10.						

**Program Size Indicators**

	FY 2021-22	FY 2022-23	FY 2023-24	FY 2024-25	FY 2025-26	FY 2026-27	FY 2027-28
1. Number of families who received Family Wrap Hawaii services	45	46	47	48	49	50	50
2. Number of families with at least one member engaged in Sex Trafficking support services	68	68	68	68	68	68	68
3. Number of CWS staff who attended the IVAT conference	10	10	10	10	10	10	10
4. Number of active Citizens Review Panel members	5	5	5	5	5	5	5
5. Number of Management Leadership Team participants	47	47	47	48	48	50	50
6. Not applicable	NA	NA	NA	NA	NA	NA	NA
7. Number of people trained in DV + Number of DV fatality cases reviewed	468	468	468	468	468	468	468
8. Approximate number of families served by multiple State agencies supporting youth	1000	1000	1000	1000	1000	1000	1000
9. Number of individuals who received sex abuse services on Oahu	243	225	225	225	225	225	225
10.							

**Fund Activities Encompassed**

	FY 2022-23	FY 2023-24	FY 2024-25	FY 2025-26	FY 2026-27	FY 2027-28
1. Total number of Family Wrap Hawaii meetings held	200	200	200	200	200	200
2. Number of meetings with individuals in need of support around Sex Trafficking	400	400	400	400	400	400
3. Number of conference sessions offered at IVAT	109	109	109	109	109	109
4. Number of Citizen Review Panel meetings	12	12	12	12	12	12
5. Number of Management Leadership Team meetings	4	4	4	4	4	4
6. Not applicable?	NA	NA	NA	NA	NA	NA
7. Number of trainings provided + number of DV Fatality Review meetings	5	5	5	5	5	5
8. Number of HI-SYNC meetings	11	11	11	11	11	11
9. Number of individual sessions for sex abuse treatment provided on Oahu	750	750	750	750	750	750
10.						

**Non-General Fund Program Measures Report  
for submittal to the 2023 Legislature  
Department of: Human Services/Social Services Division**

Name of Fund: Donations for Social Services  
 Apprn. Acct. Number: T-918-K  
 Fund Type (MOF): I  
 Legal Authority: Administratively established

**Statement of Objectives**

Support exits of children from Foster care, prevent entries to Foster care and support older youth ages 12-18 or to 21.

<b>Fund Measures of Effectiveness</b>		<b>FY 2022-23</b>	<b>FY 2023-24</b>	<b>FY 2024-25</b>	<b>FY 2025-26</b>	<b>FY 2026-27</b>	<b>FY 2027-28</b>
1.	Children exiting foster care	1100	1100	1100	1000	1000	1000
2.	Children remain in family supervision status with their families	50	50	50	50	50	50
3.	Siblings in foster care remain in the same placement	75%	76%	77%	78%	79%	80%
4.	children successful transition to reunification	580	600	620	620	640	650
5.	children placement in shelter	100	100	100	100	100	100
6.							
7.							
8.							
9.							
10.							

<b>Program Size Indicators</b>		<b>FY 2021-22</b>	<b>FY 2022-23</b>	<b>FY 2023-24</b>	<b>FY 2024-25</b>	<b>FY 2025-26</b>	<b>FY 2026-27</b>	<b>FY 2027-28</b>
1.	Foster children served throughout the year	2500	2500	2450	2450	2500	2550	2500
2.	Families with children under Family Supervision to DHS	700	700	750	750	775	775	800
3.	Children ages 4 - 17 removed from Leeward Coastal areas.	200	200	200	200	200	200	200
4.	Children ages 4 - 17 removed from other geographic areas of Oahu	360	360	360	360	360	360	360
5.								
6.								
7.								
8.								
9.								
10.								

<b>Fund Activities Encompassed</b>		<b>FY 2022-23</b>	<b>FY 2023-24</b>	<b>FY 2024-25</b>	<b>FY 2025-26</b>	<b>FY 2026-27</b>	<b>FY 2027-28</b>
1.	CWS emergency coverage - for investigation of child abuse/neglect	2700	2700	2700	2700	2700	2700
2.	Race & Equity collaboration meetings, workshops	12	12	12	12	12	12
3.	Credit Reports for foster youth ages 12 - 18 plan and implement	800	800	800	800	800	800
4.	Vital docs for foster youth ages 12 - 17	300	300	300	300	300	300
5.	Payment for all days children in shelter	700	700	700	700	700	700
6.	Normalcy activities for all children and youth in the shelter	200	200	200	200	200	200
7.	Group Services (Experiential Therapy)	50	50	50	50	50	50
8.							
9.							
10.							

**Non-General Fund Program Measures Report  
for submittal to the 2023 Legislature  
Department of: Human Services/Social Services Division**

Name of Fund: Child Welfare Services  
 Apprn. Acct. Number: S-247-K  
 Fund Type (MOF): N  
 Legal Authority: Title IVB, Social Security Act

**Statement of Objectives**

Prevent child maltreatment among families at risk through the provision of supportive family services; assure children's safety within the home and preserve intact families in which children have been maltreated, when family's problems can be addressed effectively; address the problems of families whose children have been placed in foster care so that the reunification may occur in a safe and stable manner; to support adoptive families by providing support services as necessary so that they can make a lifetime commitment to their children.

<b>Fund Measures of Effectiveness</b>	<b>FY 2022-23</b>	<b>FY 2023-24</b>	<b>FY 2024-25</b>	<b>FY 2025-26</b>	<b>FY 2026-27</b>	<b>FY 2027-28</b>
1. Children exit foster care to reunification	580	600	620	620	640	650
2. Children are stable with their adoptive families	240	240	240	240	240	240
3.						
4.						
5.						
6.						
7.						
8.						
9.						
10.						

<b>Program Size Indicators</b>	<b>FY 2021-22</b>	<b>FY 2022-23</b>	<b>FY 2023-24</b>	<b>FY 2024-25</b>	<b>FY 2025-26</b>	<b>FY 2026-27</b>	<b>FY 2027-28</b>
1. Children receive crisis intervention-family preservation services	250	250	250	250	250	250	250
2. Children receive prevention and family support services	2000	2100	2100	2150	2150	2200	2200
3. Children receiving adoption promotion and support services	250	250	250	250	250	250	250
4.							
5.							
6.							
7.							
8.							
9.							
10.							

FY                      FY                      FY                      FY                      FY                      FY



**Non-General Fund Program Measures Report  
for submittal to the 2023 Legislature  
Department of: Human Services/Social Services Division**

Name of Fund: Child Welfare Services  
 Apprn. Acct. Number: S-247-K  
 Fund Type (MOF): N  
 Legal Authority: Title IVB, Social Security Act

**Fund Activities Encompassed**

	<b>2022-23</b>	<b>2023-24</b>	<b>2024-25</b>	<b>2025-26</b>	<b>2026-27</b>	<b>2027-28</b>
1. Service providers with families	2100	2100	2150	2150	2200	2200
2.						
3.						
4.						
5.						
6.						
7.						
8.						
9.						
10.						

**Non-General Fund Program Measures Report  
for submittal to the 2023 Legislature  
Department of: Human Services/Social Services Division**

Name of Fund: Child Placement Board & Related Client  
 Apprn. Acct. Number: S-203-K  
 Fund Type (MOF): N  
 Legal Authority: Title IV-E, Social Security Act

**Statement of Objectives**

Strengthen and improve the federally supported programs for Adoption Assistance of needy and dependent children

<b><u>Fund Measures of Effectiveness</u></b>		<b>FY</b>	<b>FY</b>	<b>FY</b>	<b>FY</b>	<b>FY</b>	<b>FY</b>
		<b>2022-23</b>	<b>2023-24</b>	<b>2024-25</b>	<b>2025-26</b>	<b>2026-27</b>	<b>2027-28</b>
1.	Children exits foster care to permanency through adoption	250	250	250	250	250	250
2.	Adoption placement stability	2890	2890	2790	2790	2690	2690
3.							
4.							
5.							
6.							
7.							
8.							
9.							
10.							

<b><u>Program Size Indicators</u></b>		<b>FY</b>	<b>FY</b>	<b>FY</b>	<b>FY</b>	<b>FY</b>	<b>FY</b>
		<b>2021-22</b>	<b>2022-23</b>	<b>2023-24</b>	<b>2024-25</b>	<b>2025-26</b>	<b>2027-28</b>
1.	Children receiving Adoption Assistance statewide	3000	2900	2900	2800	2800	2700
2.							
3.							
4.							
5.							
6.							
7.							
8.							
9.							
10.							

<b><u>Fund Activities Encompassed</u></b>		<b>FY</b>	<b>FY</b>	<b>FY</b>	<b>FY</b>	<b>FY</b>	<b>FY</b>
		<b>2022-23</b>	<b>2023-24</b>	<b>2024-25</b>	<b>2025-26</b>	<b>2026-27</b>	<b>2027-28</b>
1.	Eligibility determination and AA payments	2900	2900	2800	2800	2700	2700
2.							
3.							
4.							
5.							
6.							
7.							
8.							
9.							
10.							

**Non-General Fund Program Measures Report  
for submittal to the 2023 Legislature  
Department of: Human Services/Social Services Division**

Name of Fund: Child Placement Board & Related Client  
 Apprn. Acct. Number: S-289-K  
 Fund Type (MOF): N  
 Legal Authority: Title IV-E, Social Security Act

**Statement of Objectives**

Strengthen and improve the federally supported programs for foster care of needy and dependent children.

<b>Fund Measures of Effectiveness</b>		<b>FY 2022-23</b>	<b>FY 2023-24</b>	<b>FY 2024-25</b>	<b>FY 2025-26</b>	<b>FY 2026-27</b>	<b>FY 2027-28</b>
1.	Children exit foster care to reunification	580	600	620	620	640	650
2.	Children exit foster care to adoption	250	250	250	250	250	250
3.	Children exit foster care to legal guardianship	225	220	210	200	200	200
4.							
5.							
6.							
7.							
8.							
9.							
10.							

<b>Program Size Indicators</b>		<b>FY 2021-22</b>	<b>FY 2022-23</b>	<b>FY 2023-24</b>	<b>FY 2024-25</b>	<b>FY 2025-26</b>	<b>FY 2026-27</b>	<b>FY 2027-28</b>
1.	Foster care maintenance for relatives and non-relatives	2,450	2,450	2,400	2,400	2,450	2,500	2,450
2.								
3.								
4.								
5.								
6.								
7.								
8.								
9.								
10.								

<b>Fund Activities Encompassed</b>		<b>FY 2022-23</b>	<b>FY 2023-24</b>	<b>FY 2024-25</b>	<b>FY 2025-26</b>	<b>FY 2026-27</b>	<b>FY 2027-28</b>
1.	Case Management services	3800	3800	3800	3800	3800	3800
2.							
3.							
4.							
5.							
6.							
7.							
8.							
9.							
10.							

**Non-General Fund Program Measures Report  
for submittal to the 2023 Legislature  
Department of: Human Services/Social Services Division**

Name of Fund: Child Placement Board & Related Client  
 Apprn. Acct. Number: S-512-K  
 Fund Type (MOF): N  
 Legal Authority: Title IV-E, Social Security Act

**Statement of Objectives**

Strengthen and improve the federally supported programs for guardianship assistance of needy and dependent children.

<b>Fund Measures of Effectiveness</b>		FY 2022-23	FY 2023-24	FY 2024-25	FY 2025-26	FY 2026-27	FY 2027-28
1.	Children in foster care ages 12 - 17 exit to Legal Guardianship	90	85	85	90	80	80
2.							
3.							
4.							
5.							
6.							
7.							
8.							
9.							
10.							

<b>Program Size Indicators</b>		FY 2021-22	FY 2022-23	FY 2023-24	FY 2024-25	FY 2025-26	FY 2026-27	FY 2027-28
1.	IV-E children receiving Guardianship assistance KinGAP	700	700	700	700	700	700	700
2.								
3.								
4.								
5.								
6.								
7.								
8.								
9.								
10.								

<b>Fund Activities Encompassed</b>		FY 2022-23	FY 2023-24	FY 2024-25	FY 2025-26	FY 2026-27	FY 2027-28
1.	Eligibility determinations/re-determinations /issue payments	700	700	700	700	700	700
2.							
3.							
4.							
5.							
6.							
7.							
8.							
9.							
10.							

**Non-General Fund Program Measures Report  
for submittal to the 2023 Legislature  
Department of Human Services/Social Services Division**

Name of Fund: Adult Community Care Services  
 Apprn. Acct. Number: S-221-K  
 Fund Type (MOF): \_\_\_\_\_ F \_\_\_\_\_  
 Legal Authority: P.L. 93-647 Title XX SSA

**Statement of Objectives**

Funds are from the SSBG for social services best suited to the needs of the individuals residing in the State to prevent, reduce, or eliminate dependency and to help them achieve or maintain self-sufficiency.

<b><u>Fund Measures of Effectiveness</u></b>	<b>FY 2022-23</b>	<b>FY 2023-24</b>	<b>FY 2024-25</b>	<b>FY 2025-26</b>	<b>FY 2026-27</b>	<b>FY 2027-28</b>
1. % of vulnerable adults with APCS not reabused	95	95	95	95	95	95
2.						
3.						
4.						
5.						
6.						
7.						
8.						
9.						
10.						

<b><u>Program Size Indicators</u></b>	<b>FY 2021-22</b>	<b>FY 2022-23</b>	<b>FY 2023-24</b>	<b>FY 2024-25</b>	<b>FY 2025-26</b>	<b>FY 2026-27</b>	<b>FY 2027-28</b>
1. Number of adults reported to be abused	2399	2,500	2,500	2,500	2,500	2,500	2,500
2.							
3.							
4.							
5.							
6.							
7.							
8.							
9.							
10.							

<b><u>Fund Activities Encompassed</u></b>	<b>FY 2021-22</b>	<b>FY 2022-23</b>	<b>FY 2023-24</b>	<b>FY 2024-25</b>	<b>FY 2025-26</b>	<b>FY 2026-27</b>

**Non-General Fund Program Measures Report  
for submittal to the 2023 Legislature  
Department of Human Services/Social Services Division**

Name of Fund: Adult Community Care Services

Apprn. Acct. Number: S-221-K

Fund Type (MOF): \_\_\_\_\_ F \_\_\_\_\_

Legal Authority: P.L. 93-647 Title XX SSA

1.	Number of vulnerable adult abuse investigations conducted	556	680	850	900	900	900
2.	Number of vulnerable adults provided case management services	320	264	320	320	320	320
3.							
4.							
5.							
6.							
7.							
8.							
9.							
10.							

**Non-General Fund Program Measures Report  
for submittal to the 2023 Legislature  
Department of Human Services/Social Services Division**

Name of Fund: Senior Companion Program  
 Apprn. Acct. Number: S-504-K  
 Fund Type (MOF): \_\_\_\_\_ F \_\_\_\_\_  
 Legal Authority: Older Americans Act

**Statement of Objectives**

To assist the State in carrying out a national service program as authorized by the Domestic and Volunteer Service Act of 1973, as amended (42 U.S.C. Chapter 22).

<b><u>Fund Measures of Effectiveness</u></b>		FY 2022-23	FY 2023-24	FY 2024-25	FY 2025-26	FY 2026-27	FY 2027-28
1.	% OF ADULTS SERVED BY SENIOR COMPANIONS OBTAINING GOALS	85.00	85.00	87.00	87.00	90.00	90.00
2.							
3.							
4.							
5.							
6.							
7.							
8.							
9.							
10.							

<b><u>Program Size Indicators</u></b>		FY 2021-22	FY 2022-23	FY 2023-24	FY 2024-25	FY 2025-26	FY 2026-27	FY 2027-28
1.	# OF ADULTS ELIGIBLE TO BE SENIOR COMPANIONS	60.00	50.00	50.00	60.00	60.00	70.00	80.00
2.								
3.								
4.								
5.								
6.								
7.								
8.								
9.								
10.								

FY                      FY                      FY                      FY                      FY                      FY

**Non-General Fund Program Measures Report  
for submittal to the 2023 Legislature  
Department of Human Services/Social Services Division**

Name of Fund: Senior Companion Program  
 Apprn. Acct. Number: S-504-K  
 Fund Type (MOF): \_\_\_\_\_ F \_\_\_\_\_  
 Legal Authority: Older Americans Act

**Fund Activities Encompassed**

	<b>2021-22</b>	<b>2022-23</b>	<b>2023-24</b>	<b>2024-25</b>	<b>2025-26</b>	<b>2026-27</b>
1. # OF ADULTS WHO ARE SENIOR COMPANIONS	38.00	50.00	55.00	60.00	70.00	80.00
2. # OF ADULTS PROVIDED SENIOR COMPANIONS	100.00	140.00	150.00	160.00	175.00	220.00
3.						
4.						
5.						
6.						
7.						
8.						
9.						
10.						



**Non-General Fund Program Measures Report  
for submittal to the 2023 Legislature  
Department of Human Services/Social Services Division**

Name of Fund: Foster Grandparent Program  
 Apprn. Acct. Number: S-509-K  
 Fund Type (MOF): \_\_\_\_\_F\_\_\_\_\_  
 Legal Authority: P.L. 93-113 Title II Sec 211

**Statement of Objectives**

To assist the State in carrying out a national service program as authorized by the Domestic and Volunteer Service Act of 1973, as amended (42 U.S.C. Chapter 22).

<b><u>Fund Measures of Effectiveness</u></b>		<b>FY 2022-23</b>	<b>FY 2023-24</b>	<b>FY 2024-25</b>	<b>FY 2025-26</b>	<b>FY 2026-27</b>	<b>FY 2027-28</b>
1.	% of children served by Foster Grandparents obtaining goals	67.00%	75.00%	80.00%	85.00%	90.00%	95.00%
2.							
3.							
4.							
5.							
6.							
7.							
8.							
9.							
10.							

<b><u>Program Size Indicators</u></b>		<b>FY 2021-22</b>	<b>FY 2022-23</b>	<b>FY 2023-24</b>	<b>FY 2024-25</b>	<b>FY 2025-26</b>	<b>FY 2026-27</b>	<b>FY 2027-28</b>
1.	Number of Adults eligible to be Foster Grandparent	60	66	68	70	73	75	80
2.								
3.								
4.								
5.								
6.								
7.								
8.								
9.								
10.								

<b><u>Fund Activities Encompassed</u></b>		<b>FY 2021-22</b>	<b>FY 2022-23</b>	<b>FY 2023-24</b>	<b>FY 2024-25</b>	<b>FY 2025-26</b>	<b>FY 2026-27</b>

**Non-General Fund Program Measures Report  
for submittal to the 2023 Legislature  
Department of Human Services/Social Services Division**

Name of Fund: Foster Grandparent Program

Apprn. Acct. Number: S-509-K

Fund Type (MOF): \_\_\_\_\_F\_\_\_\_\_

Legal Authority: P.L. 93-113 Title II Sec 211

1.	Number of Adults who are Foster Grandparents	60	66	68	70	73	75
2.	Number of children provided Foster Grandparents	169	174	180	200	230	250
3.							
4.							
5.							
6.							
7.							
8.							
9.							
10.							

**Non-General Fund Program Measures Report  
for submittal to the 2023 Legislature  
Department of Human Services/Social Services Division**

Name of Fund: Respite Companion Program  
 Apprn. Acct. Number: S-528-K  
 Fund Type (MOF): \_\_\_\_\_ P \_\_\_\_\_  
 Legal Authority: Older Americans Act

**Statement of Objectives**

Foster economic self-sufficiency, provide career skills training, and promote useful part-time employment through community service assignment; assists unemployed, low-income seniors re-enter the workforce. Develop, implement, and evaluate successful or promising interventions, practices, and programs to prevent elder abuse, neglect, and exploitation, including adult protective service programs.

<b>Fund Measures of Effectiveness</b>		FY 2022-23	FY 2023-24	FY 2024-25	FY 2025-26	FY 2026-27	FY 2027-28
1.	% of participants provided community service employment & training	0.00	0.00	0.00	0.00	0.00	0.00
2.							
3.							
4.							
5.							
6.							
7.							
8.							
9.							
10.							

<b>Program Size Indicators</b>		FY 2021-22	FY 2022-23	FY 2023-24	FY 2024-25	FY 2025-26	FY 2026-27	FY 2027-28
1.	The number of participants allocated by the Grantee.	16.00	0.00	0.00	0.00	0.00	0.00	0.00
2.								
3.								
4.								
5.								
6.								
7.								
8.								
9.								
10.								

<b>Fund Activities Encompassed</b>		FY 2021-22	FY 2022-23	FY 2023-24	FY 2024-25	FY 2025-26	FY 2026-27

**Non-General Fund Program Measures Report  
for submittal to the 2023 Legislature  
Department of Human Services/Social Services Division**

Name of Fund: Respite Companion Program

Apprn. Acct. Number: S-528-K

Fund Type (MOF): \_\_\_\_\_ P \_\_\_\_\_

Legal Authority: Older Americans Act

1.	Enhance participants job skills and self-sufficiency	100.00	0.00	0.00	0.00	0.00	0.00
2.							
3.							
4.							
5.							
6.							
7.							
8.							
9.							
10.							

**Non-General Fund Program Measures Report  
for submittal to the 2023 Legislature  
Department of Human Services/Social Services Division**

Name of Fund: Foster Grandparent Program Account  
 Apprn. Acct. Number: T-924-K  
 Fund Type (MOF): I  
 Legal Authority: Bretzlaff Foundation Endowment

**Statement of Objectives**

Private donations. Provide services related to foster grandparents including recruitment.

<b><u>Fund Measures of Effectiveness</u></b>	<b>FY 2022-23</b>	<b>FY 2023-24</b>	<b>FY 2024-25</b>	<b>FY 2025-26</b>	<b>FY 2026-27</b>	<b>FY 2027-28</b>
1. % of non-stipend volunteers receiving benefits	100.00%	100.00%	100.00%	100.00%	100.00%	100.00%
2. % of new volunteers recruited	10.00%	10.00%	10.00%	10.00%	10.00%	10.00%
3. % of new training materials obtained	20.00%	20.00%	20.00%	20.00%	20.00%	20.00%
4.						
5.						
6.						
7.						
8.						
9.						
10.						

<b><u>Program Size Indicators</u></b>	<b>FY 2021-22</b>	<b>FY 2022-23</b>	<b>FY 2023-24</b>	<b>FY 2024-25</b>	<b>FY 2025-26</b>	<b>FY 2026-27</b>	<b>FY 2027-28</b>
1. Number of adults eligible to be non-stipend volunteer	5	6	8	10	12	14	16
2. Number of adults who are eligible to be a Foster Grandparent Volunteers	5	3	3	3	3	3	3
3. Number of new training materials researched for Foster Grandparent Program	5	5	5	5	5	5	5
4.							
5.							
6.							
7.							
8.							
9.							
10.							

<b><u>Fund Activities Encompassed</u></b>	<b>FY 2021-22</b>	<b>FY 2022-23</b>	<b>FY 2023-24</b>	<b>FY 2024-25</b>	<b>FY 2025-26</b>	<b>FY 2026-27</b>

**Non-General Fund Program Measures Report  
for submittal to the 2023 Legislature  
Department of Human Services/Social Services Division**

Name of Fund: Foster Grandparent Program Account

Apprn. Acct. Number: T-924-K

Fund Type (MOF): I

Legal Authority: Bretzlaff Foundation Endowment

1.	Number of adults who are non-stipend volunteer	5	5	8	10	12	14
2.	Number of adults who are Foster Grandparent volunteers	60	66	69	71	73	75
3.	Number of new training materials obtained for Foster Grandparent Program	5	7	9	10	11	12
4.							
5.							
6.							
7.							
8.							
9.							
10.							

**Non-General Fund Program Measures Report  
for submittal to the 2023 Legislature  
Department of Human Services/Social Services Division**

Name of Fund: Adult Community Care Services  
 Apprn. Acct. Number: S-292-K  
 Fund Type (MOF): \_\_\_\_\_N\_\_\_\_\_  
 Legal Authority: Sec 1102, 49 stat, 647 (42 US 1302)

**Statement of Objectives**

Provide financial assistance for payment of medical assistance on behalf of cash assistance

<b><u>Fund Measures of Effectiveness</u></b>	<b>FY 2022-23</b>	<b>FY 2023-24</b>	<b>FY 2024-25</b>	<b>FY 2025-26</b>	<b>FY 2026-27</b>	<b>FY 2027-28</b>
1. PROGRAM NO LONGER RECEIVES FEDERAL FUNDS.	0.00	0.00	0.00	0.00	0.00	0.00
2.						
3.						
4.						
5.						
6.						
7.						
8.						
9.						
10.						

<b><u>Program Size Indicators</u></b>	<b>FY 2021-22</b>	<b>FY 2022-23</b>	<b>FY 2023-24</b>	<b>FY 2024-25</b>	<b>FY 2025-26</b>	<b>FY 2026-27</b>	<b>FY 2027-28</b>
1. PROGRAM NO LONGER RECEIVES FEDERAL FUNDS.	0.00	0.00	0.00	0.00	0.00	0.00	0.00
2.							
3.							
4.							
5.							
6.							
7.							
8.							
9.							
10.							

<b><u>Fund Activities Encompassed</u></b>	<b>FY 2021-22</b>	<b>FY 2022-23</b>	<b>FY 2023-24</b>	<b>FY 2024-25</b>	<b>FY 2025-26</b>	<b>FY 2026-27</b>

**Non-General Fund Program Measures Report  
for submittal to the 2023 Legislature  
Department of Human Services/Social Services Division**

Name of Fund: Adult Community Care Services

Apprn. Acct. Number: S-292-K

Fund Type (MOF): \_\_\_\_\_N\_\_\_\_\_

Legal Authority: Sec 1102, 49 stat, 647 (42 US 1302)

1.	PROGRAM NO LONGER RECEIVES FEDERAL FUNDS.	0.00	0.00	0.00	0.00	0.00	0.00
2.							
3.							
4.							
5.							
6.							
7.							
8.							
9.							
10.							



**Non-General Fund Program Measures Report  
for submittal to the 2023 Legislature  
Department of Human Services/Social Services Division**

Name of Fund: Adult Community Care Services  
 Apprn. Acct. Number: S-510-K  
 Fund Type (MOF): \_\_\_\_\_ N \_\_\_\_\_  
 Legal Authority: P. L. 16-579

**Statement of Objectives**

Provide financial assistance for payment of medical assistance on behalf of cash assistance

<b><u>Fund Measures of Effectiveness</u></b>	<b>FY 2022-23</b>	<b>FY 2023-24</b>	<b>FY 2024-25</b>	<b>FY 2025-26</b>	<b>FY 2026-27</b>	<b>FY 2027-28</b>
1. PROGRAM NO LONGER RECEIVES FEDERAL FUNDS	0.00	0.00	0.00	0.00	0.00	0.00
2.						
3.						
4.						
5.						
6.						
7.						
8.						
9.						
10.						

<b><u>Program Size Indicators</u></b>	<b>FY 2021-22</b>	<b>FY 2022-23</b>	<b>FY 2023-24</b>	<b>FY 2024-25</b>	<b>FY 2025-26</b>	<b>FY 2026-27</b>	<b>FY 2027-28</b>
1. PROGRAM NO LONGER RECEIVES FEDERAL FUNDS.	0.00	0.00	0.00	0.00	0.00	0.00	0.00
2.							
3.							
4.							
5.							
6.							
7.							
8.							
9.							
10.							

<b><u>Fund Activities Encompassed</u></b>	<b>FY 2021-22</b>	<b>FY 2022-23</b>	<b>FY 2023-24</b>	<b>FY 2024-25</b>	<b>FY 2025-26</b>	<b>FY 2026-27</b>
---	-----------------------	-----------------------	-----------------------	-----------------------	-----------------------	-----------------------

**Non-General Fund Program Measures Report  
for submittal to the 2023 Legislature  
Department of Human Services/Social Services Division**

Name of Fund: Adult Community Care Services  
 Apprn. Acct. Number: S-510-K  
 Fund Type (MOF): \_\_\_\_\_ N \_\_\_\_\_  
 Legal Authority: P. L. 16-579

1.	PROGRAM NO LONGER RECEIVES FEDERAL FUNDS.	0.00	0.00	0.00	0.00	0.00	0.00
2.							
3.							
4.							
5.							
6.							
7.							
8.							
9.							
10.							

**Non-General Fund Program Measures Report  
for submittal to the 2023 Legislature  
Department of Human Services/Social Services Division**

Name of Fund: Adult Community Care Services  
 Apprn. Acct. Number: S-551-K  
 Fund Type (MOF): \_\_\_\_\_ P \_\_\_\_\_  
 Legal Authority: Title XX of SSA, Subtitle B Sec 2042

**Statement of Objectives**

QA Process to identify completion of conducted investigations, add new computer data to identify

<b>Fund Measures of Effectiveness</b>	<b>FY 2022-23</b>	<b>FY 2023-24</b>	<b>FY 2024-25</b>	<b>FY 2025-26</b>	<b>FY 2026-27</b>	<b>FY 2027-28</b>
1. The project just begun but it is not completed yet.	0.00	0.00	0.00	0.00	0.00	0.00
2.						
3.						
4.						
5.						
6.						
7.						
8.						
9.						
10.						

<b>Program Size Indicators</b>	<b>FY 2021-22</b>	<b>FY 2022-23</b>	<b>FY 2023-24</b>	<b>FY 2024-25</b>	<b>FY 2025-26</b>	<b>FY 2026-27</b>	<b>FY 2027-28</b>
1. The project just begun but it is not completed yet.	0.00	0.00	0.00	0.00	0.00	0.00	0.00
2.							
3.							
4.							
5.							
6.							
7.							
8.							
9.							
10.							

<b>Fund Activities Encompassed</b>	<b>FY 2021-22</b>	<b>FY 2022-23</b>	<b>FY 2023-24</b>	<b>FY 2024-25</b>	<b>FY 2025-26</b>	<b>FY 2026-27</b>
------------------------------------	-----------------------	-----------------------	-----------------------	-----------------------	-----------------------	-----------------------

**Non-General Fund Program Measures Report  
for submittal to the 2023 Legislature  
Department of Human Services/Social Services Division**

Name of Fund: Adult Community Care Services  
 Apprn. Acct. Number: S-551-K  
 Fund Type (MOF): \_\_\_\_\_ P \_\_\_\_\_  
 Legal Authority: Title XX of SSA, Subtitle B Sec 2042

1.	The project just begun but it is not completed yet.	0.00	0.00	0.00	0.00	0.00	0.00
2.							
3.							
4.							
5.							
6.							
7.							
8.							
9.							
10.							

**Non-General Fund Program Measures Report  
for submittal to the 2023 Legislature  
Department of Human Services/Social Services Division**

Name of Fund: Child Welfare Services

Apprn. Acct. Number: S-244-K, S-513-K,S-517-K,S-515-K

Fund Type (MOF): N

Legal Authority: Title IV-E, Social Security Act

**Statement of Objectives**

a) Strengthen and improve the federally supported programs for foster care of needy and dependent children. b) Strengthen and improve the federally supported programs for adoption assistance of needy and dependent children. c) Strengthen and improve the federally supported programs for guardianship assistance of needy and dependent children.

<b>Fund Measures of Effectiveness</b>	<b>FY 2022-23</b>	<b>FY 2023-24</b>	<b>FY 2024-25</b>	<b>FY 2025-26</b>	<b>FY 2026-27</b>	<b>FY 2027-28</b>
1. # NEW EMPL COMPLTG INTRO COMP/PROG SKILLS COURSES	100	100	100	100	100	100
2. # FEDERAL COMPLIANCE REVIEWS WITH NO SIGNIFICANT NEG FINDINGS	2	2	2	2	2	2
3. # SOCIAL SVCS CONTRACTS MANAGED BY DIVISION	103	103	103	103	103	103
4. # GRANTS AND FEDERAL FUNDS TRACKED AND MONITORED	38	35	35	35	35	35
5.						
6.						
7.						
8.						
9.						
10.						

<b>Program Size Indicators</b>	<b>FY 2021-22</b>	<b>FY 2022-23</b>	<b>FY 2023-24</b>	<b>FY 2024-25</b>	<b>FY 2025-26</b>	<b>FY 2026-27</b>	<b>FY 2027-28</b>
1. PERSONNEL IN DIVISION	508	510	510	510	510	510	510
2. # OF CONTRACTS FOR SOCIAL	33	33	33	33	33	33	33
3.							
4.							
5.							
6.							
7.							
8.							
9.							
10.							

<b>Fund Activities Encompassed</b>	<b>FY 2021-22</b>	<b>FY 2022-23</b>	<b>FY 2023-24</b>	<b>FY 2024-25</b>	<b>FY 2025-26</b>	<b>FY 2026-27</b>

**Non-General Fund Program Measures Report  
for submittal to the 2023 Legislature  
Department of Human Services/Social Services Division**

Name of Fund: Child Welfare Services

Apprn. Acct. Number: S-244-K, S-513-K,S-517-K,S-515-K

Fund Type (MOF): N

Legal Authority: Title IV-E, Social Security Act

1.	# NEW DIVISION EMPLOYEES TRAINED DURING YEAR	80	80	80	80	80	80
2.	# FEDERAL COMPLIANCE REVIEWS DURING YEAR	2	2	2	2	2	2
3.	# SOCIAL SVCS CONTRACTS MANAGED DURING YEAR	103	103	103	103	103	103
4.	# GRANTS/FEDERAL FUNDS TRACKED/MONITRD DURING YEAR	38	38	35	35	35	35
5.							
6.							
7.							
8.							
9.							
10.							

**Non-General Fund Program Measures Report  
for submittal to the 2023 Legislature  
Department of: HMS**

Name of Fund: Housing Revolving Fund  
 Apprn. Acct. Number: S-308-K  
 Fund Type (MOF): W  
 Legal Authority: 356D-45

**Statement of Objectives**

Under Section 356D-45, this fund was created to the support activities of the Hawai'i Housing Authority in developing and administering public housing. The fund collects rents and fees and pays expenses for the administration of the authority's rental housing projects for low-income families.

**Fund Measures of Effectiveness**

	FY 2022-23	FY 2023-24	FY 2024-25	FY 2025-26	FY 2026-27	FY 2027-28
1. % of fund used to support State Family Low-Income Public Housing families served	100.00	100.00	100.00	100.00	100.00	100.00

**Program Size Indicators**

	FY 2021-22	FY 2022-23	FY 2023-24	FY 2024-25	FY 2025-26	FY 2026-27	FY 2027-28
1. # of units in the State Family Low-Income Public Housing program	288.00	288.00	288.00	288.00	288.00	288.00	288.00
2. # of families in the State Family Low-Income Public Housing program	269.00	270.00	270.00	275.00	280.00	285.00	288.00
3. # of State Family Low-Income Public Housing properties	6.00	6.00	6.00	6.00	6.00	6.00	6.00

**Fund Activities Encompassed**

	FY 2022-23	FY 2023-24	FY 2024-25	FY 2025-26	FY 2026-27	FY 2027-28
1. % of fund used for management, operation and maintenance of State Family Low-Income Public Housing properties	100.00	100.00	100.00	100.00	100.00	100.00

**Non-General Fund Program Measures Report  
for submittal to the 2023 Legislature  
Department of: HMS**

Name of Fund: Rental Housing Augmentation / Assist Revolving  
 Apprn. Acct. Number: S-332-K  
 Fund Type (MOF): W  
 Legal Authority: 356D-45

**Statement of Objectives**

This fund was created to support activities of the Hawaii Housing Authority in developing and administering public housing. Under Act 92, SLH 2003, administration of this fund was transferred from DBEDT to DHS effective July 1, 2003. The purpose of the fund is to pay dual funding (Federal funds and State funds) also known as shared costs.

**Fund Measures of Effectiveness**

	FY 2022-23	FY 2023-24	FY 2024-25	FY 2025-26	FY 2026-27	FY 2027-28
1. % of fund used to support State Family Low-Income Public Housing families	100.00	100.00	100.00	100.00	100.00	100.00

**Program Size Indicators**

	FY 2021-22	FY 2022-23	FY 2023-24	FY 2024-25	FY 2025-26	FY 2026-27	FY 2027-28
1. # of units in the State Family Low-Income Public Housing program	288.00	288.00	288.00	288.00	288.00	288.00	288.00
2. # of families in the State Family Low-Income Public Housing program	269.00	270.00	270.00	275.00	280.00	285.00	288.00
3. # of State Family Low-Income Public Housing properties	6.00	6.00	6.00	6.00	6.00	6.00	6.00

**Fund Activities Encompassed**

	FY 2022-23	FY 2023-24	FY 2024-25	FY 2025-26	FY 2026-27	FY 2027-28
1. % of fund used for management, operation and maintenance of State Family	100.00	100.00	100.00	100.00	100.00	100.00



**Non-General Fund Program Measures Report  
for submittal to the 2023 Legislature  
Department of: HMS**

Name of Fund: Housing for Elders Revolving Fund  
 Apprn. Acct. Number: S-337-K  
 Fund Type (MOF): W  
 Legal Authority: 356D-72

**Statement of Objectives**

This fund was created to the support activities of the Hawai'i Housing Authority in developing and administering public housing for elderly and disabled individuals/families. The fund collects rents and fees and pays expenses for the administration of the authority's rental housing projects for elderly & disabled individuals and their families. This fund was created in 1976 and transferred in 2006 to HPHA to support the management, operation, and maintenance of housing for the elderly.

**Fund Measures of Effectiveness**

	FY 2022-23	FY 2023-24	FY 2024-25	FY 2025-26	FY 2026-27	FY 2027-28
1. % of fund used to support State Elderly Low-Income Public Housing families	100.00	100.00	100.00	100.00	100.00	100.00

**Program Size Indicators**

	FY 2021-22	FY 2022-23	FY 2023-24	FY 2024-25	FY 2025-26	FY 2026-27	FY 2027-28
1. # of units in the State Elderly Low-Income Public Housing program	577.00	577.00	577.00	577.00	577.00	577.00	577.00
2. # of families in the State Elderly Low-Income Public Housing program	548.00	550.00	555.00	560.00	565.00	570.00	577.00
3. # of State Elderly Low-Income Public Housing properties	4.00	4.00	4.00	4.00	4.00	4.00	4.00

**Fund Activities Encompassed**

	FY 2022-23	FY 2023-24	FY 2024-25	FY 2025-26	FY 2026-27	FY 2027-28
1. % of fund used for management, operation and maintenance of State Elderly Low-Income Public Housing properties	100.00	100.00	100.00	100.00	100.00	100.00

**Non-General Fund Program Measures Report  
for submittal to the 2023 Legislature  
Department of: HMS**

Name of Fund: HPHA Administration  
 Apprn. Acct. Number: S-304-K  
 Fund Type (MOF): W  
 Legal Authority: 356D-13

**Statement of Objectives**

The use of the fund is to disburse payments or reimburse expenses for the Private Housing Development & Ownership program. Monies from loans and grants would be deposited into the account to pay any expenses and costs incurred pertaining to the program. Monies deposited would come from either Federal or State sources and expenses. At the time the fund was established the program that was supported this fund was HMS 225 - Private Housing Development & Ownership (Act 92, SLH 2003). The program's purpose was to provide monies via loans or grants for the development, predevelopment, construction, acquisition, preservation, and substantial rehabilitation of rental housing units. The program of this fund ended many years ago and there has not been any activity for quite some time.

<b><u>Fund Measures of Effectiveness</u></b>	<b>FY 2022-23</b>	<b>FY 2023-24</b>	<b>FY 2024-25</b>	<b>FY 2025-26</b>	<b>FY 2026-27</b>	<b>FY 2027-28</b>
1. [REDACTED]	0.00	0.00	0.00	0.00	0.00	0.00

<b><u>Program Size Indicators</u></b>	<b>FY 2021-22</b>	<b>FY 2022-23</b>	<b>FY 2023-24</b>	<b>FY 2024-25</b>	<b>FY 2025-26</b>	<b>FY 2026-27</b>	<b>FY 2027-28</b>
1. [REDACTED]	0.00	0.00	0.00	0.00	0.00	0.00	0.00

<b><u>Fund Activities Encompassed</u></b>	<b>FY 2022-23</b>	<b>FY 2023-24</b>	<b>FY 2024-25</b>	<b>FY 2025-26</b>	<b>FY 2026-27</b>	<b>FY 2027-28</b>
1. [REDACTED]	0.00	0.00	0.00	0.00	0.00	0.00

**Non-General Fund Program Measures Report  
for submittal to the 2023 Legislature  
Department of: HMS**

Name of Fund: Equipment Rental  
 Apprn. Acct. Number: S-336-K  
 Fund Type (MOF): W  
 Legal Authority: Administratively Created

**Statement of Objectives**

This fund was established prior to 1976 to purchase or repair equipment for HCDCH's administrative and area offices. The fund was later transferred to HPHA in 2006 with the dissolution of HCDCH. The different branches and projects pay rental fees into the fund which is then used to replace retired or obsolete equipment.

<b><u>Fund Measures of Effectiveness</u></b>	<b>FY 2022-23</b>	<b>FY 2023-24</b>	<b>FY 2024-25</b>	<b>FY 2025-26</b>	<b>FY 2026-27</b>	<b>FY 2027-28</b>
1. % of fund used to support purchase of equipment	0.00	0.00	0.00	0.03	0.00	0.00

<b><u>Program Size Indicators</u></b>	<b>FY 2021-22</b>	<b>FY 2022-23</b>	<b>FY 2023-24</b>	<b>FY 2024-25</b>	<b>FY 2025-26</b>	<b>FY 2026-27</b>	<b>FY 2027-28</b>
1. # of units in the Federal and State Low-Income Public Housing	6,270.00	6,270.00	6,270.00	6,270.00	6,270.00	6,270.00	6,270.00
2. # of Federal and State Low-Income Public Housing properties	85.00	85.00	85.00	85.00	85.00	85.00	85.00

<b><u>Fund Activities Encompassed</u></b>	<b>FY 2022-23</b>	<b>FY 2023-24</b>	<b>FY 2024-25</b>	<b>FY 2025-26</b>	<b>FY 2026-27</b>	<b>FY 2027-28</b>
1. Purchase of new equipment	0.00	0.00	0.00	30,000.00	0.00	0.00

**Non-General Fund Program Measures Report  
for submittal to the 2023 Legislature  
Department of: HMS**

Name of Fund: Vehicle Rental  
 Apprn. Acct. Number: S-335-K  
 Fund Type (MOF): W  
 Legal Authority: Administratively Created

**Statement of Objectives**

This fund was established prior to 1976 to purchase or repair vehicles for HCDCH's administrative and area offices. The fund was later transferred to HPHA in 2006 with the dissolution of HCDCH. The different branches and projects pay rental fees into the fund which is then used to replace retired vehicles.

<b><u>Fund Measures of Effectiveness</u></b>	<b>FY 2022-23</b>	<b>FY 2023-24</b>	<b>FY 2024-25</b>	<b>FY 2025-26</b>	<b>FY 2026-27</b>	<b>FY 2027-28</b>
1. % of fund used to support purchase of vehicles	0.00	0.00	0.00	0.30	0.00	0.00

<b><u>Program Size Indicators</u></b>	<b>FY 2021-22</b>	<b>FY 2022-23</b>	<b>FY 2023-24</b>	<b>FY 2024-25</b>	<b>FY 2025-26</b>	<b>FY 2026-27</b>	<b>FY 2027-28</b>
1. # of units in the Federal and State Low-Income Public Housing	6,270.00	6,270.00	6,270.00	6,270.00	6,270.00	6,270.00	6,270.00
2. # of Federal and State Low-Income Public Housing properties	85.00	85.00	85.00	85.00	85.00	85.00	85.00

<b><u>Fund Activities Encompassed</u></b>	<b>FY 2022-23</b>	<b>FY 2023-24</b>	<b>FY 2024-25</b>	<b>FY 2025-26</b>	<b>FY 2026-27</b>	<b>FY 2027-28</b>
1. Purchase of new vehicles for HPHA	0.00	0.00	0.00	400,000.00	0.00	0.00

**Non-General Fund Program Measures Report  
for submittal to the 2023 Legislature  
Department of: HMS**

Name of Fund: Payroll Clearance  
 Apprn. Acct. Number: T-912-K  
 Fund Type (MOF): T  
 Legal Authority: 356D-14

**Statement of Objectives**

This fund is an appropriation overdraft account opened by DAGS UARB for HPHA's payroll. Due to the dual funding source of our activities (Federal and State Funds) payroll paid to employees by DAGS is reimbursed to DAGS through this fund.

1. HMS 220 Rental Housing Services - Purpose: To provide affordable housing to families of low to moderate income.
2. HMS 222 Rental Assistance Services - Purpose: To facilitate the use of private rental housing for families of low to moderate income.
3. HMS 229 Hawaii Public Housing Authority Administration - Purpose: To enhance program effectiveness and efficiency by formulating policies, directing operations and personnel, and providing other administrative and housekeeping services.

This trust account was meant to pay for the payroll expenses for all the programs listed above.

<b><u>Fund Measures of Effectiveness</u></b>	<b>FY 2022-23</b>	<b>FY 2023-24</b>	<b>FY 2024-25</b>	<b>FY 2025-26</b>	<b>FY 2026-27</b>	<b>FY 2027-28</b>
1. % of fund used to reconcile payroll payment through HPHA	100.00	100.00	100.00	100.00	100.00	100.00

<b><u>Program Size Indicators</u></b>	<b>FY 2021-22</b>	<b>FY 2022-23</b>	<b>FY 2023-24</b>	<b>FY 2024-25</b>	<b>FY 2025-26</b>	<b>FY 2026-27</b>	<b>FY 2027-28</b>
1. # of HPHA employees	290.00	290.00	290.00	290.00	290.00	290.00	290.00

<b><u>Fund Activities Encompassed</u></b>	<b>FY 2022-23</b>	<b>FY 2023-24</b>	<b>FY 2024-25</b>	<b>FY 2025-26</b>	<b>FY 2026-27</b>	<b>FY 2027-28</b>
1. % of payroll paid to HPHA employees by DAGS	100.00	100.00	100.00	100.00	100.00	100.00

**Non-General Fund Program Measures Report  
for submittal to the 2023 Legislature  
Department of: HMS**

Name of Fund: Temporary Deposits - Payroll  
 Apprn. Acct. Number: T-913-K  
 Fund Type (MOF): T  
 Legal Authority: Administratively Created

**Statement of Objectives**

The purpose of this fund is to serve as a temporary deposit account for payroll that is collected (or is actively collecting) from employees that were overpaid at HPHA. This is because employees that are overpaid have the option to setup a payment plan over a definitive period of time.

1. HMS 220 Rental Housing Services - Purpose: To provide affordable housing to families of low to moderate income.
2. HMS 222 Rental Assistance Services - Purpose: To facilitate the use of private rental housing for families of low to moderate income.
3. HMS 229 Hawaii Public Housing Authority Administration - Purpose: To enhance program effectiveness and efficiency by formulating policies, directing operations and personnel, and providing other administrative and housekeeping services.

This trust account is only used for payroll overpayments received from HPHA employees employed/unemployed by the above listed programs. This account is a temporary account which accumulates funds paid back to HPHA. No other activity occurs.

<b><u>Fund Measures of Effectiveness</u></b>	<b>FY 2022-23</b>	<b>FY 2023-24</b>	<b>FY 2024-25</b>	<b>FY 2025-26</b>	<b>FY 2026-27</b>	<b>FY 2027-28</b>
1. % of fund reimbursement from HPHA employees that have been overpaid.	100.00	100.00	100.00	100.00	100.00	100.00

<b><u>Program Size Indicators</u></b>	<b>FY 2021-22</b>	<b>FY 2022-23</b>	<b>FY 2023-24</b>	<b>FY 2024-25</b>	<b>FY 2025-26</b>	<b>FY 2026-27</b>	<b>FY 2027-28</b>
1. # of HPHA employees	290.00	290.00	290.00	290.00	290.00	290.00	290.00

<b><u>Fund Activities Encompassed</u></b>	<b>FY 2022-23</b>	<b>FY 2023-24</b>	<b>FY 2024-25</b>	<b>FY 2025-26</b>	<b>FY 2026-27</b>	<b>FY 2027-28</b>
1. % of fund reimbursement from HPHA employees that have been overpaid.	100.00	100.00	100.00	100.00	100.00	100.00

**Non-General Fund Program Measures Report  
for submittal to the 2023 Legislature  
Department of: Human Services**

Name of Fund: PREA Program: Demonstration Projects to Establish "Zero Tolerance" cultures for Sexual Assault in Correctional Facilities

Apprn. Acct. Number: S-205-K

Fund Type (MOF): N

Legal Authority: Prison Rape Elimination Act of 2003, PL 108-79, as amended, codified at 42 USC 15801, et seq.

**Statement of Objectives**

Increase compliance with Department of Justice's PREA standards, with a focus on supervision and monitoring (115.13) and upgrades to facilities and technologies (115.318). The objectives include upgrading old equipment in order to better identify perpetrators, respond appropriately to incidences, and reduce sexual misconduct and victimization within HYCF.

<b>Fund Measures of Effectiveness</b>	FY	FY	FY	FY	FY	FY
	2022-23	2023-24	2024-25	2025-26	2026-27	2027-28
1. Number of cameras purchased and installed	N/A	N/A	N/A	N/A	N/A	N/A
2. Number of potential/alleged PREA incidences discovered during video checks	N/A	N/A	N/A	N/A	N/A	N/A

<b>Program Size Indicators</b>	FY	FY	FY	FY	FY	FY	
	2021-22	2022-23	2023-24	2024-25	2025-26	2026-27	2027-28
1. Number of cameras purchased	12	N/A	N/A	N/A	N/A	N/A	N/A
2. Number of cameras installed	12	N/A	N/A	N/A	N/A	N/A	N/A
3. Number of random video checks	N/A	N/A	N/A	N/A	N/A	N/A	N/A

<b>Fund Activities Encompassed</b>	FY	FY	FY	FY	FY	FY
	2022-23	2023-24	2024-25	2025-26	2026-27	2027-28
1. Determine Educational Materials to be printed						
2. Determine PREA-related e-learning education						
3. Procure e-learning education						
4. Procure PREA - Youth Orientation video						
5. Implement learning activities						

**Non-General Fund Program Measures Report  
for submittal to the 2023 Legislature  
Department of: Human Services**

Name of Fund: Social Services Block Grant

Apprn. Acct. Number: S-223-K

Fund Type (MOF): N

Legal Authority: Social Security Act, Title XX, as amended; Omnibus Budget Reconciliation Act of 1981, as amended, PL 97-35; Jobs Training Bill, PL 98-8 and 473;

Medicaid and Medicare Patient and Program Act of 1987; Omnibus Budget Reconciliation Act of 1987, PL 100-203; Family Support Act of 1998, PL 100-485, Omnibus Budget Reconciliation Act of 1998, PL 106-66, 42 U.S.C. 1397 ET seq.

**Statement of Objectives**

To provide short-term (30 days or less) emergency shelter residential services for youth age 10 through 18. To provide long-term independent living residential services to adjudicated youth age 17-22 years and intensive independent living services to youth age 17-22.

<b>Fund Measures of Effectiveness</b>		FY 2022-23	FY 2023-24	FY 2024-25	FY 2025-26	FY 2026-27	FY 2027-28
1.	Percent of youth returned to stable living situation	50.00	50.00	50.00	50.00	50.00	50.00
2.	Percent of youth who improved educational/vocational competencies						

<b>Program Size Indicators</b>		FY 2021-22	FY 2022-23	FY 2023-24	FY 2024-25	FY 2025-26	FY 2026-27	FY 2027-28
1.	Number of youth served	50.00	50.00	50.00	50.00	50.00	50.00	50.00

<b>Fund Activities Encompassed</b>		FY 2022-23	FY 2023-24	FY 2024-25	FY 2025-26	FY 2026-27	FY 2027-28
1.	Provide case management services						
2.	Refer to appropriate community-based programs and services						
3.	Secure suitable housing						



**Non-General Fund Program Measures Report  
for submittal to the 2023 Legislature  
Department of: Human Services**

Name of Fund: Juvenile Justice and Delinquency Prevention Title II Formula Grants  
 Apprn. Acct. Number: S-224-K  
 Fund Type (MOF): N  
 Legal Authority: Juvenile Justice and Delinquency Prevention Act of 2002, Sections 221-223, 42 U.S.C. Sections 5631-5633

**Statement of Objectives**

The funds made available through the Title II Formula Grant support prevention and treatment programs, system improvement and development, and statewide compliance efforts. The Office of Youth Services, and the Juvenile Justice State Advisory Council (JJSAC) have identified the following purpose areas of Planning and Administration, Compliance, State Advisory Group (SAG), Alternatives to Detention, and Racial and Ethnic Disparities (RED). The desired outcomes as a result of funding these program areas are to reduce racial and ethnic disparities in the juvenile justice system, increase public safety, eliminate unnecessary entry and movement in the juvenile justice system, and adhere to statewide core requirements set forth by the JJDP Act 34 U.S.C §11133(a).

**Fund Measures of Effectiveness**

	FY 2022-23	FY 2023-24	FY 2024-25	FY 2025-26	FY 2026-27	FY 2027-28
1. Percentage of eligible individuals served by an evidence-based program or practice	85%	85%	85%	85%	85%	85%
2. Reduction in the percentage of eligible individuals adjudicated for a delinquency offense	5%	5%	5%	5%	5%	5%
3. Percentage of eligible individuals who achieve their intended service goals	85%	85%	85%	85%	85%	85%
4. Reduction of over-representation of youth of color in the juvenile justice system	5%	5%	5%	5%	5%	5%
5. Number of activities that address compliance with Section 223(a)(14) of the JJDP Act of 2002	85%	85%	85%	85%	85%	85%

**Program Size Indicators**

	FY 2021-22	FY 2022-23	FY 2023-24	FY 2024-25	FY 2025-26	FY 2026-27	FY 2027-28
1. Alternatives to Detention (estimated youth count)	300	300	300	300	300	300	300
2. Racial and Ethnic Disparities (estimated youth count)	3,000	3,000	3,000	3,000	3,000	3,000	3,000
3. Compliance (total facility statewide)	76	76	76	76	76	76	76
4. Planning and Administration (total staff)	10	10	10	10	10	10	10
5. State Advisory Council (total members)	35	35	35	35	35	35	35

**Fund Activities Encompassed**

	FY 2022-23	FY 2023-24	FY 2024-25	FY 2025-26	FY 2026-27	FY 2027-28
1. Provide evidence-based Alternative to Detention and Placement services to 300-500 youth annually on Kauai and East Hawai'i Island	\$ 150,000	\$ 150,000	\$ 150,000	\$ 150,000	\$ 150,000	\$ 150,000
2. Reduce the number of youth detainment by 5% annually	\$ 150,000	\$ 150,000	\$ 150,000	\$ 150,000	\$ 150,000	\$ 150,000
3. Reduce racial and ethnic disparities by 5% in all counties at all decision points	\$ 30,000	\$ 30,000	\$ 30,000	\$ 30,000	\$ 30,000	\$ 30,000
4. Conduct on-site facility inspections statewide- 80% of facilities	\$ 10,000	\$ 10,000	\$ 10,000	\$ 10,000	\$ 10,000	\$ 10,000
5. Conduct a review of police logs and other documents submitted to the Compliance- 100% annually	\$ 10,000	\$ 10,000	\$ 10,000	\$ 10,000	\$ 10,000	\$ 10,000

**Non-General Fund Program Measures Report  
for submittal to the 2023 Legislature  
Department of: Human Services**

Name of Fund: Violence Against Women Formula Grant  
 Apprn. Acct. Number: S-269-K  
 Fund Type (MOF): T  
 Legal Authority: Violence Against Women Act of 1994, 42 U.S.C. 3796gg-8

**Statement of Objectives**

To assist OYS in PREA compliance by providing training on sexual exploitation to staff, program providers, contractors, probation officers, child welfare workers, etc.

**Fund Measures of Effectiveness**

	FY 2022-23	FY 2023-24	FY 2024-25	FY 2025-26	FY 2026-27	FY 2027-28
1. Number of trainings held at HYCF	2	2	2	2	2	2
2. % of participants who reported increase knowledge in PREA and CSEC	90.00	90.00	90.00	90.00	90.00	90.00

**Program Size Indicators**

	FY 2021-22	FY 2022-23	FY 2023-24	FY 2024-25	FY 2025-26	FY 2026-27	FY 2027-28
1. Number of participants at HYCF	25	25	25	25	25	25	25

**Fund Activities Encompassed**

	FY 2022-23	FY 2023-24	FY 2024-25	FY 2025-26	FY 2026-27	FY 2027-28
1. Maintaining and tracking attendee training completion list	N/A	N/A	N/A	N/A	N/A	N/A
2. Planning and logistics						
3. Holding training sessions						
4. Collecting and analyzing training evaluations						
5. Completing invoices, tracking budget						
6. Complete reports as needed						

**Non-General Fund Program Measures Report  
for submittal to the 2023 Legislature  
Department of: Human Services**

Name of Fund: Demonstration Projects to Establish "Zero Tolerance" cultures for Sexual Assault in Correctional Facilities  
 Apprn. Acct. Number: S-550-K  
 Fund Type (MOF): N  
 Legal Authority: Prison Rape Elimination Act of 2003, PL 108-79, as amended, codified at 42 USC 15801, et seq.

**Statement of Objectives**

Increase compliance with Department of Justice's PREA standards, with a focus on supervision and monitoring (115.13). The objectives include providing PREA-related documents in languages for underserved communities in order to reduce sexual misconduct and victimization within HYCF.

<b>Fund Measures of Effectiveness</b>	FY	FY	FY	FY	FY	FY
	2022-23	2023-24	2024-25	2025-26	2026-27	2027-28
1. Number of underserved communities better served	N/A	N/A	N/A	N/A	N/A	N/A

<b>Program Size Indicators</b>	FY	FY	FY	FY	FY	FY	
	2021-22	2022-23	2023-24	2024-25	2025-26	2026-27	2027-28
1. Number of underserved communities better served	1.00	N/A	N/A	N/A	N/A	N/A	N/A
2. Number of documents translated	1.00	N/A	N/A	N/A	N/A	N/A	N/A

<b>Fund Activities Encompassed</b>	FY	FY	FY	FY	FY	FY
	2022-23	2023-24	2024-25	2025-26	2026-27	2027-28
1. Determine documents needed for translation	N/A	N/A	N/A	N/A	N/A	N/A
2. Determine underserved community priority for translation	N/A	N/A	N/A	N/A	N/A	N/A
3. Procure translation services	N/A	N/A	N/A	N/A	N/A	N/A
4. Distribute documents as needed.	N/A	N/A	N/A	N/A	N/A	N/A

**Non-General Fund Program Measures Report  
for submittal to the 2023 Legislature  
Department of: Human Services**

Name of Fund: PREA Program: Demonstration Projects to Establish "Zero Tolerance" cultures for Sexual Assault in Correctional Facilities

Apprn. Acct. Number: S-553-K

Fund Type (MOF): N

Legal Authority: Prison Rape Elimination Act of 2003, PL 108-79, as amended, codified at 42 USC 15801, et seq.

**Statement of Objectives**

Increase compliance with Department of Justice's PREA standards, with a focus on supervision and monitoring (115.13) and upgrades to facilities and technologies (115.318). The objectives include upgrading old equipment in order to better identify perpetrators, respond appropriately to incidences, and reduce sexual misconduct and victimization within HYCF.

<b>Fund Measures of Effectiveness</b>	<b>FY 2022-23</b>	<b>FY 2023-24</b>	<b>FY 2024-25</b>	<b>FY 2025-26</b>	<b>FY 2026-27</b>	<b>FY 2027-28</b>
1. Number of cameras purchased and installed	N/A	N/A	N/A	N/A	N/A	N/A
2. Number of potential/alleged PREA incidences discovered during video checks	N/A	N/A	N/A	N/A	N/A	N/A

<b>Program Size Indicators</b>	<b>FY 2021-22</b>	<b>FY 2022-23</b>	<b>FY 2023-24</b>	<b>FY 2024-25</b>	<b>FY 2025-26</b>	<b>FY 2026-27</b>	<b>FY 2027-28</b>
1. Number of cameras purchased	12	N/A	N/A	N/A	N/A	N/A	N/A
2. Number of cameras installed	12	N/A	N/A	N/A	N/A	N/A	N/A
3. Number of random video checks	N/A	N/A	N/A	N/A	N/A	N/A	N/A

<b>Fund Activities Encompassed</b>	<b>FY 2022-23</b>	<b>FY 2023-24</b>	<b>FY 2024-25</b>	<b>FY 2025-26</b>	<b>FY 2026-27</b>	<b>FY 2027-28</b>
1. Determine Educational Materials to be printed	N/A	N/A	N/A	N/A	N/A	N/A
2. Determine PREA-related e-learning education	N/A	N/A	N/A	N/A	N/A	N/A
3. Procure e-learning education	N/A	N/A	N/A	N/A	N/A	N/A
4. Procure PREA - Youth Orientation video	N/A	N/A	N/A	N/A	N/A	N/A
5. Implement learning activities	N/A	N/A	N/A	N/A	N/A	N/A

**Non-General Fund Program Measures Report  
for submittal to the 2023 Legislature  
Department of: Human Services**

Name of Fund: Youth Correctional Facility's Benefit Trust Fund  
 Apprn. Acct. Number: T-901-K  
 Fund Type (MOF): T  
 Legal Authority: Section 352-21 HRS

**Statement of Objectives**

Not applicable. This account is only used to deposite voluntary donations made to the youth at HYCF and is not used to fund any programs.

<b><u>Fund Measures of Effectiveness</u></b>		<b>FY</b>	<b>FY</b>	<b>FY</b>	<b>FY</b>	<b>FY</b>	<b>FY</b>
		<b>2022-23</b>	<b>2023-24</b>	<b>2024-25</b>	<b>2025-26</b>	<b>2026-27</b>	<b>2027-28</b>
1.	N/A	N/A	N/A	N/A	N/A	N/A	N/A

<b><u>Program Size Indicators</u></b>		<b>FY</b>	<b>FY</b>	<b>FY</b>	<b>FY</b>	<b>FY</b>	<b>FY</b>
		<b>2021-22</b>	<b>2022-23</b>	<b>2023-24</b>	<b>2024-25</b>	<b>2025-26</b>	<b>2026-27</b>
1.	N/A	N/A	N/A	N/A	N/A	N/A	N/A

<b><u>Fund Activities Encompassed</u></b>		<b>FY</b>	<b>FY</b>	<b>FY</b>	<b>FY</b>	<b>FY</b>	<b>FY</b>
		<b>2022-23</b>	<b>2023-24</b>	<b>2024-25</b>	<b>2025-26</b>	<b>2026-27</b>	<b>2027-28</b>
1.	N/A	N/A	N/A	N/A	N/A	N/A	N/A

**Non-General Fund Program Measures Report  
for submittal to the 2023 Legislature  
Department of: Human Services**

Name of Fund: Youth Correctional Facility's Benefit Trust Fund  
 Apprn. Acct. Number: T-998-K  
 Fund Type (MOF): T  
 Legal Authority: Section 352-18 HRS

**Statement of Objectives**

Not applicable. This account is only used to deposite voluntary donations made to the youth at HYCF and is not used to fund any programs.

<b><u>Fund Measures of Effectiveness</u></b>		<b>FY</b>	<b>FY</b>	<b>FY</b>	<b>FY</b>	<b>FY</b>	<b>FY</b>
		<b>2022-23</b>	<b>2023-24</b>	<b>2024-25</b>	<b>2025-26</b>	<b>2026-27</b>	<b>2027-28</b>
1.	N/A	N/A	N/A	N/A	N/A	N/A	N/A

<b><u>Program Size Indicators</u></b>		<b>FY</b>	<b>FY</b>	<b>FY</b>	<b>FY</b>	<b>FY</b>	<b>FY</b>	
		<b>2021-22</b>	<b>2022-23</b>	<b>2023-24</b>	<b>2024-25</b>	<b>2025-26</b>	<b>2026-27</b>	<b>2027-28</b>
1.	N/A	N/A	N/A	N/A	N/A	N/A	N/A	

<b><u>Fund Activities Encompassed</u></b>		<b>FY</b>	<b>FY</b>	<b>FY</b>	<b>FY</b>	<b>FY</b>	<b>FY</b>
		<b>2022-23</b>	<b>2023-24</b>	<b>2024-25</b>	<b>2025-26</b>	<b>2026-27</b>	<b>2027-28</b>
1.	N/A	N/A	N/A	N/A	N/A	N/A	N/A

**Non-General Fund Program Measures Report  
for submittal to the 2023 Legislature  
Department of: HMS**

Name of Fund: Refugee Resettlement Program  
 Apprn. Acct. Number: S-XX-291-K ( 1 of 11 ); S-XX-235-K; HMS 904  
 Fund Type (MOF): N  
 Legal Authority: Act 1980, SEC 414 (a) (6)

**Statement of Objectives**

To enhance program efficiency and effectiveness by formulating overall policies, directing operations and personnel, and providing other administrative and information technology services.

<b>Fund Measures of Effectiveness *</b>	<b>FY 2022-23</b>	<b>FY 2023-24</b>	<b>FY 2024-25</b>	<b>FY 2025-26</b>	<b>FY 2026-27</b>	<b>FY 2027-28</b>
1. Percentage of position action decisions upheld by the department of human	99	99	99	99	99	99
2. Percentage of appeals resolved within the specified time criteria.	99	99	99	99	99	99
3. Percentage of department of human services (dhs) employees working	98	98	98	98	98	98
4. Percentage of federal funds drawn down within specified time criteria.	97	97	97	97	97	97
5. Percentage of contract payments paid within specified timeliness criteria.	85	85	85	85	85	85
6. Percentage of information technology (it) projects completed within specified	70	70	70	70	70	70

<b>Program Size Indicators *</b>	<b>FY 2021-22</b>	<b>FY 2022-23</b>	<b>FY 2023-24</b>	<b>FY 2024-25</b>	<b>FY 2025-26</b>	<b>FY 2026-27</b>	<b>FY 2027-28</b>
1. Number of personnel in department of human services.	1937	1937	1937	1937	1937	1937	1937
2. Number of divisions and attached agencies in department of human	8	8	8	8	8	8	8

<b>Fund Activities Encompassed *</b>	<b>FY 2022-23</b>	<b>FY 2023-24</b>	<b>FY 2024-25</b>	<b>FY 2025-26</b>	<b>FY 2026-27</b>	<b>FY 2027-28</b>
1. Number of appeals processed (annually).	1140	1083	1083	1083	1083	1083
2. Number of position actions processed (annually).	500	500	500	500	500	500
3. Number of warrant vouchers processed (annually).	9500	9500	9500	9500	9500	9500
4. Number of mandated fiscal federal reports (annually).	257	257	257	257	257	257
5. Number of formal grievances filed (annually).	30	30	30	30	30	30
6. Number of automation initiatives implemented (annually).	25	25	25	25	25	25

\* All funds in ADMIN are used to support all ADMIN measures of effectiveness, program size indicators (target groups) and program activities, and specific funds are not earmarked for specific ADMIN purposes.

**Non-General Fund Program Measures Report  
for submittal to the 2023 Legislature  
Department of: HMS**

Name of Fund: Supplemental Nutrition Assistance Program  
 Apprn. Acct. Number: S-XX-291-K ( 2 of 11 ); S-XX-291-K; HMS 904  
 Fund Type (MOF): N  
 Legal Authority: SNAP Act 1964, Title 7, Chapter II, C

**Statement of Objectives**

To enhance program efficiency and effectiveness by formulating overall policies, directing operations and personnel, and providing other administrative and information technology services.

**Fund Measures of Effectiveness \***

	FY 2022-23	FY 2023-24	FY 2024-25	FY 2025-26	FY 2026-27	FY 2027-28
1. Percentage of position action decisions upheld by the department of human	99	99	99	99	99	99
2. Percentage of appeals resolved within the specified time criteria.	99	99	99	99	99	99
3. Percentage of department of human services (dhs) employees working	98	98	98	98	98	98
4. Percentage of federal funds drawn down within specified time criteria.	97	97	97	97	97	97
5. Percentage of contract payments paid within specified timeliness criteria.	85	85	85	85	85	85
6. Percentage of information technology (it) projects completed within specified	70	70	70	70	70	70

**Program Size Indicators \***

	FY 2021-22	FY 2022-23	FY 2023-24	FY 2024-25	FY 2025-26	FY 2026-27	FY 2027-28
1. Number of personnel in department of human services.	1937	1937	1937	1937	1937	1937	1937
2. Number of divisions and attached agencies in department of human	8	8	8	8	8	8	8

**Fund Activities Encompassed \***

	FY 2022-23	FY 2023-24	FY 2024-25	FY 2025-26	FY 2026-27	FY 2027-28
1. Number of appeals processed (annually).	1140	1083	1083	1083	1083	1083
2. Number of position actions processed (annually).	500	500	500	500	500	500
3. Number of warrant vouchers processed (annually).	9500	9500	9500	9500	9500	9500
4. Number of mandated fiscal federal reports (annually).	257	257	257	257	257	257
5. Number of formal grievances filed (annually).	30	30	30	30	30	30
6. Number of automation initiatives implemented (annually).	25	25	25	25	25	25
7.						

\* All funds in ADMIN are used to support all ADMIN measures of effectiveness, program size indicators (target groups) and program activities, and specific funds are not earmarked for specific ADMIN purposes.



**Non-General Fund Program Measures Report  
for submittal to the 2023 Legislature  
Department of: HMS**

Name of Fund: Child Care Development Fund (CCDF)  
 Apprn. Acct. Number: S-XX-291-K ( 3 of 11 ); S-XX-521-K; HMS 904  
 Fund Type (MOF): N  
 Legal Authority: Title VI, PRWORA, P.L. 104-193

**Statement of Objectives**

To enhance program efficiency and effectiveness by formulating overall policies, directing operations and personnel, and providing other administrative and information technology services.

<b>Fund Measures of Effectiveness *</b>	<b>FY 2022-23</b>	<b>FY 2023-24</b>	<b>FY 2024-25</b>	<b>FY 2025-26</b>	<b>FY 2026-27</b>	<b>FY 2027-28</b>
1. Percentage of position action decisions upheld by the department of human	99	99	99	99	99	99
2. Percentage of appeals resolved within the specified time criteria.	99	99	99	99	99	99
3. Percentage of department of human services (dhs) employees working	98	98	98	98	98	98
4. Percentage of federal funds drawn down within specified time criteria.	97	97	97	97	97	97
5. Percentage of contract payments paid within specified timeliness criteria.	85	85	85	85	85	85
6. Percentage of information technology (it) projects completed within specified	70	70	70	70	70	70

<b>Program Size Indicators *</b>	<b>FY 2021-22</b>	<b>FY 2022-23</b>	<b>FY 2023-24</b>	<b>FY 2024-25</b>	<b>FY 2025-26</b>	<b>FY 2026-27</b>	<b>FY 2027-28</b>
1. Number of personnel in department of human services.	1937	1937	1937	1937	1937	1937	1937
2. Number of divisions and attached agencies in department of human	8	8	8	8	8	8	8

<b>Fund Activities Encompassed *</b>	<b>FY 2022-23</b>	<b>FY 2023-24</b>	<b>FY 2024-25</b>	<b>FY 2025-26</b>	<b>FY 2026-27</b>	<b>FY 2027-28</b>
1. Number of appeals processed (annually).	1140	1083	1083	1083	1083	1083
2. Number of position actions processed (annually).	500	500	500	500	500	500
3. Number of warrant vouchers processed (annually).	9500	9500	9500	9500	9500	9500
4. Number of mandated fiscal federal reports (annually).	257	257	257	257	257	257
5. Number of formal grievances filed (annually).	30	30	30	30	30	30
6. Number of automation initiatives implemented (annually).	25	25	25	25	25	25

\* All funds in ADMIN are used to support all ADMIN measures of effectiveness, program size indicators (target groups) and program activities, and specific funds are not earmarked for specific ADMIN purposes.

**Non-General Fund Program Measures Report  
for submittal to the 2023 Legislature  
Department of: HMS**

Name of Fund: Employment and Training Program  
 Apprn. Acct. Number: S-XX-291-K ( 4 of 11 ); S-XX-522-K; HMS 904  
 Fund Type (MOF): N  
 Legal Authority: P.L. 99-198

**Statement of Objectives**

To enhance program efficiency and effectiveness by formulating overall policies, directing operations and personnel, and providing other administrative and information technology services.

<b>Fund Measures of Effectiveness *</b>	<b>FY 2022-23</b>	<b>FY 2023-24</b>	<b>FY 2024-25</b>	<b>FY 2025-26</b>	<b>FY 2026-27</b>	<b>FY 2027-28</b>
1. Percentage of position action decisions upheld by the department of human	99	99	99	99	99	99
2. Percentage of appeals resolved within the specified time criteria.	99	99	99	99	99	99
3. Percentage of department of human services (dhs) employees working	98	98	98	98	98	98
4. Percentage of federal funds drawn down within specified time criteria.	97	97	97	97	97	97
5. Percentage of contract payments paid within specified timeliness criteria.	85	85	85	85	85	85
6. Percentage of information technology (it) projects completed within specified	70	70	70	70	70	70

<b>Program Size Indicators *</b>	<b>FY 2021-22</b>	<b>FY 2022-23</b>	<b>FY 2023-24</b>	<b>FY 2024-25</b>	<b>FY 2025-26</b>	<b>FY 2026-27</b>	<b>FY 2027-28</b>
1. Number of personnel in department of human services.	1937	1937	1937	1937	1937	1937	1937
2. Number of divisions and attached agencies in department of human	8	8	8	8	8	8	8

<b>Fund Activities Encompassed *</b>	<b>FY 2022-23</b>	<b>FY 2023-24</b>	<b>FY 2024-25</b>	<b>FY 2025-26</b>	<b>FY 2026-27</b>	<b>FY 2027-28</b>
1. Number of appeals processed (annually).	1140	1083	1083	1083	1083	1083
2. Number of position actions processed (annually).	500	500	500	500	500	500
3. Number of warrant vouchers processed (annually).	9500	9500	9500	9500	9500	9500
4. Number of mandated fiscal federal reports (annually).	257	257	257	257	257	257
5. Number of formal grievances filed (annually).	30	30	30	30	30	30
6. Number of automation initiatives implemented (annually).	25	25	25	25	25	25

\* All funds in ADMIN are used to support all ADMIN measures of effectiveness, program size indicators (target groups) and program activities, and specific funds are not earmarked for specific ADMIN purposes.

**Non-General Fund Program Measures Report  
for submittal to the 2023 Legislature  
Department of: HMS**

Name of Fund: Medical Assistance Program  
 Apprn. Acct. Number: S-XX-291-K ( 5 of 11 ); S-XX-523-K; HMS 904  
 Fund Type (MOF): N  
 Legal Authority: Sec. 1102, 49 Stat. 647 ( 42 U.S.C 1302 )

**Statement of Objectives**

To enhance program efficiency and effectiveness by formulating overall policies, directing operations and personnel, and providing other administrative and information technology services.

<b>Fund Measures of Effectiveness *</b>	<b>FY 2022-23</b>	<b>FY 2023-24</b>	<b>FY 2024-25</b>	<b>FY 2025-26</b>	<b>FY 2026-27</b>	<b>FY 2027-28</b>
1. Percentage of position action decisions upheld by the department of human	99	99	99	99	99	99
2. Percentage of appeals resolved within the specified time criteria.	99	99	99	99	99	99
3. Percentage of department of human services (dhs) employees working	98	98	98	98	98	98
4. Percentage of federal funds drawn down within specified time criteria.	97	97	97	97	97	97
5. Percentage of contract payments paid within specified timeliness criteria.	85	85	85	85	85	85
6. Percentage of information technology (it) projects completed within specified	70	70	70	70	70	70

<b>Program Size Indicators *</b>	<b>FY 2021-22</b>	<b>FY 2022-23</b>	<b>FY 2023-24</b>	<b>FY 2024-25</b>	<b>FY 2025-26</b>	<b>FY 2026-27</b>	<b>FY 2027-28</b>
1. Number of personnel in department of human services.	1937	1937	1937	1937	1937	1937	1937
2. Number of divisions and attached agencies in department of human	8	8	8	8	8	8	8

<b>Fund Activities Encompassed *</b>	<b>FY 2022-23</b>	<b>FY 2023-24</b>	<b>FY 2024-25</b>	<b>FY 2025-26</b>	<b>FY 2026-27</b>	<b>FY 2027-28</b>
1. Number of appeals processed (annually).	1140	1083	1083	1083	1083	1083
2. Number of position actions processed (annually).	500	500	500	500	500	500
3. Number of warrant vouchers processed (annually).	9500	9500	9500	9500	9500	9500
4. Number of mandated fiscal federal reports (annually).	257	257	257	257	257	257
5. Number of formal grievances filed (annually).	30	30	30	30	30	30
6. Number of automation initiatives implemented (annually).	25	25	25	25	25	25

\* All funds in ADMIN are used to support all ADMIN measures of effectiveness, program size indicators (target groups) and program activities, and specific funds are not earmarked for specific ADMIN purposes.

**Non-General Fund Program Measures Report  
for submittal to the 2023 Legislature  
Department of: HMS**

Name of Fund: Low Income Home Energy Assistance Program ( LIHEAP )  
 Apprn. Acct. Number: S-XX-291-K ( 6 of 11 ); S-XX-524-K; HMS 904  
 Fund Type (MOF): N  
 Legal Authority: P.L. 97-35

**Statement of Objectives**

To enhance program efficiency and effectiveness by formulating overall policies, directing operations and personnel, and providing other administrative and information technology services.

<b><u>Fund Measures of Effectiveness *</u></b>	<b>FY 2022-23</b>	<b>FY 2023-24</b>	<b>FY 2024-25</b>	<b>FY 2025-26</b>	<b>FY 2026-27</b>	<b>FY 2027-28</b>
1. Percentage of position action decisions upheld by the department of human	99	99	99	99	99	99
2. Percentage of appeals resolved within the specified time criteria.	99	99	99	99	99	99
3. Percentage of department of human services (dhs) employees working	98	98	98	98	98	98
4. Percentage of federal funds drawn down within specified time criteria.	97	97	97	97	97	97
5. Percentage of contract payments paid within specified timeliness criteria.	85	85	85	85	85	85
6. Percentage of information technology (it) projects completed within specified	70	70	70	70	70	70

<b><u>Program Size Indicators *</u></b>	<b>FY 2021-22</b>	<b>FY 2022-23</b>	<b>FY 2023-24</b>	<b>FY 2024-25</b>	<b>FY 2025-26</b>	<b>FY 2026-27</b>	<b>FY 2027-28</b>
1. Number of personnel in department of human services.	1937	1937	1937	1937	1937	1937	1937
2. Number of divisions and attached agencies in department of human	8	8	8	8	8	8	8

<b><u>Fund Activities Encompassed *</u></b>	<b>FY 2022-23</b>	<b>FY 2023-24</b>	<b>FY 2024-25</b>	<b>FY 2025-26</b>	<b>FY 2026-27</b>	<b>FY 2027-28</b>
1. Number of appeals processed (annually).	1140	1083	1083	1083	1083	1083
2. Number of position actions processed (annually).	500	500	500	500	500	500
3. Number of warrant vouchers processed (annually).	9500	9500	9500	9500	9500	9500
4. Number of mandated fiscal federal reports (annually).	257	257	257	257	257	257
5. Number of formal grievances filed (annually).	30	30	30	30	30	30
6. Number of automation initiatives implemented (annually).	25	25	25	25	25	25

\* All funds in ADMIN are used to support all ADMIN measures of effectiveness, program size indicators (target groups) and program activities, and specific funds are not earmarked for specific ADMIN purposes.

**Non-General Fund Program Measures Report  
for submittal to the 2023 Legislature  
Department of: HMS**

Name of Fund: Child Welfare Services  
 Apprn. Acct. Number: S-XX-291-K ( 7 of 11 ); New Appro S-14-525-K; HMS 904  
 Fund Type (MOF): N  
 Legal Authority: Title IVE, Social Security Act

**Statement of Objectives**

To enhance program efficiency and effectiveness by formulating overall policies, directing operations and personnel, and providing other administrative and information technology services.

<b>Fund Measures of Effectiveness *</b>	<b>FY 2022-23</b>	<b>FY 2023-24</b>	<b>FY 2024-25</b>	<b>FY 2025-26</b>	<b>FY 2026-27</b>	<b>FY 2027-28</b>
1. Percentage of position action decisions upheld by the department of human	99	99	99	99	99	99
2. Percentage of appeals resolved within the specified time criteria.	99	99	99	99	99	99
3. Percentage of department of human services (dhs) employees working	98	98	98	98	98	98
4. Percentage of federal funds drawn down within specified time criteria.	97	97	97	97	97	97
5. Percentage of contract payments paid within specified timeliness criteria.	85	85	85	85	85	85
6. Percentage of information technology (it) projects completed within specified	70	70	70	70	70	70

<b>Program Size Indicators *</b>	<b>FY 2021-22</b>	<b>FY 2022-23</b>	<b>FY 2023-24</b>	<b>FY 2024-25</b>	<b>FY 2025-26</b>	<b>FY 2026-27</b>	<b>FY 2027-28</b>
1. Number of personnel in department of human services.	1937	1937	1937	1937	1937	1937	1937
2. Number of divisions and attached agencies in department of human	8	8	8	8	8	8	8

<b>Fund Activities Encompassed *</b>	<b>FY 2022-23</b>	<b>FY 2023-24</b>	<b>FY 2024-25</b>	<b>FY 2025-26</b>	<b>FY 2026-27</b>	<b>FY 2027-28</b>
1. Number of appeals processed (annually).	1140	1083	1083	1083	1083	1083
2. Number of position actions processed (annually).	500	500	500	500	500	500
3. Number of warrant vouchers processed (annually).	9500	9500	9500	9500	9500	9500
4. Number of mandated fiscal federal reports (annually).	257	257	257	257	257	257
5. Number of formal grievances filed (annually).	30	30	30	30	30	30
6. Number of automation initiatives implemented (annually).	25	25	25	25	25	25

\* All funds in ADMIN are used to support all ADMIN measures of effectiveness, program size indicators (target groups) and program activities, and specific funds are not earmarked for specific ADMIN purposes.

**Non-General Fund Program Measures Report  
for submittal to the 2023 Legislature  
Department of: HMS**

Name of Fund: Child Welfare Services  
 Apprn. Acct. Number: S-XX-291-K ( 8 of 11 ); New Appro S-14-526-K; HMS 904  
 Fund Type (MOF): N  
 Legal Authority: Title IVE, Social Security Act

**Statement of Objectives**

To enhance program efficiency and effectiveness by formulating overall policies, directing operations and personnel, and providing other administrative and information technology services.

<b>Fund Measures of Effectiveness *</b>	<b>FY 2022-23</b>	<b>FY 2023-24</b>	<b>FY 2024-25</b>	<b>FY 2025-26</b>	<b>FY 2026-27</b>	<b>FY 2027-28</b>
1. Percentage of position action decisions upheld by the department of human	99	99	99	99	99	99
2. Percentage of appeals resolved within the specified time criteria.	99	99	99	99	99	99
3. Percentage of department of human services (dhs) employees working	98	98	98	98	98	98
4. Percentage of federal funds drawn down within specified time criteria.	97	97	97	97	97	97
5. Percentage of contract payments paid within specified timeliness criteria.	85	85	85	85	85	85
6. Percentage of information technology (it) projects completed within specified	70	70	70	70	70	70

<b>Program Size Indicators *</b>	<b>FY 2021-22</b>	<b>FY 2022-23</b>	<b>FY 2023-24</b>	<b>FY 2024-25</b>	<b>FY 2025-26</b>	<b>FY 2026-27</b>	<b>FY 2027-28</b>
1. Number of personnel in department of human services.	1937	1937	1937	1937	1937	1937	1937
2. Number of divisions and attached agencies in department of human	8	8	8	8	8	8	8

<b>Fund Activities Encompassed *</b>	<b>FY 2022-23</b>	<b>FY 2023-24</b>	<b>FY 2024-25</b>	<b>FY 2025-26</b>	<b>FY 2026-27</b>	<b>FY 2027-28</b>
1. Number of appeals processed (annually).	1140	1083	1083	1083	1083	1083
2. Number of position actions processed (annually).	500	500	500	500	500	500
3. Number of warrant vouchers processed (annually).	9500	9500	9500	9500	9500	9500
4. Number of mandated fiscal federal reports (annually).	257	257	257	257	257	257
5. Number of formal grievances filed (annually).	30	30	30	30	30	30
6. Number of automation initiatives implemented (annually).	25	25	25	25	25	25

\* All funds in ADMIN are used to support all ADMIN measures of effectiveness, program size indicators (target groups) and program activities, and specific funds are not earmarked for specific ADMIN purposes.

**Non-General Fund Program Measures Report  
for submittal to the 2023 Legislature  
Department of: HMS**

Name of Fund: Child Welfare Services  
 Apprn. Acct. Number: S-XX-291-K ( 9 of 11 ); New Appro S-14-527-K; HMS 904  
 Fund Type (MOF): N  
 Legal Authority: Title IVE, Social Security Act

**Statement of Objectives**

To enhance program efficiency and effectiveness by formulating overall policies, directing operations and personnel, and providing other administrative and information technology services.

<b>Fund Measures of Effectiveness *</b>	<b>FY 2022-23</b>	<b>FY 2023-24</b>	<b>FY 2024-25</b>	<b>FY 2025-26</b>	<b>FY 2026-27</b>	<b>FY 2027-28</b>
1. Percentage of position action decisions upheld by the department of human	99	99	99	99	99	99
2. Percentage of appeals resolved within the specified time criteria.	99	99	99	99	99	99
3. Percentage of department of human services (dhs) employees working	98	98	98	98	98	98
4. Percentage of federal funds drawn down within specified time criteria.	97	97	97	97	97	97
5. Percentage of contract payments paid within specified timeliness criteria.	85	85	85	85	85	85
6. Percentage of information technology (it) projects completed within specified	70	70	70	70	70	70

<b>Program Size Indicators *</b>	<b>FY 2021-22</b>	<b>FY 2022-23</b>	<b>FY 2023-24</b>	<b>FY 2024-25</b>	<b>FY 2025-26</b>	<b>FY 2026-27</b>	<b>FY 2027-28</b>
1. Number of personnel in department of human services.	1937	1937	1937	1937	1937	1937	1937
2. Number of divisions and attached agencies in department of human	8	8	8	8	8	8	8

<b>Fund Activities Encompassed *</b>	<b>FY 2022-23</b>	<b>FY 2023-24</b>	<b>FY 2024-25</b>	<b>FY 2025-26</b>	<b>FY 2026-27</b>	<b>FY 2027-28</b>
1. Number of appeals processed (annually).	1140	1083	1083	1083	1083	1083
2. Number of position actions processed (annually).	500	500	500	500	500	500
3. Number of warrant vouchers processed (annually).	9500	9500	9500	9500	9500	9500
4. Number of mandated fiscal federal reports (annually).	257	257	257	257	257	257
5. Number of formal grievances filed (annually).	30	30	30	30	30	30
6. Number of automation initiatives implemented (annually).	25	25	25	25	25	25

\* All funds in ADMIN are used to support all ADMIN measures of effectiveness, program size indicators (target groups) and program activities, and specific funds are not earmarked for specific ADMIN purposes.

**Non-General Fund Program Measures Report  
for submittal to the 2023 Legislature  
Department of: HMS**

Name of Fund: Temporary Assistance for Needy Families (TANF)  
 Apprn. Acct. Number: S-XX-291-K ( 10 of 11 ); S-XX-533-K; HMS 904  
 Fund Type (MOF): N  
 Legal Authority: Title II Section 201, P.L. 101-31 and P.L. 104-193

**Statement of Objectives**

To enhance program efficiency and effectiveness by formulating overall policies, directing operations and personnel, and providing other administrative and information technology services.

<b><u>Fund Measures of Effectiveness *</u></b>	<b>FY 2022-23</b>	<b>FY 2023-24</b>	<b>FY 2024-25</b>	<b>FY 2025-26</b>	<b>FY 2026-27</b>	<b>FY 2027-28</b>
1. Percentage of position action decisions upheld by the department of human	99	99	99	99	99	99
2. Percentage of appeals resolved within the specified time criteria.	99	99	99	99	99	99
3. Percentage of department of human services (dhs) employees working	98	98	98	98	98	98
4. Percentage of federal funds drawn down within specified time criteria.	97	97	97	97	97	97
5. Percentage of contract payments paid within specified timeliness criteria.	85	85	85	85	85	85
6. Percentage of information technology (it) projects completed within specified	70	70	70	70	70	70

<b><u>Program Size Indicators *</u></b>	<b>FY 2021-22</b>	<b>FY 2022-23</b>	<b>FY 2023-24</b>	<b>FY 2024-25</b>	<b>FY 2025-26</b>	<b>FY 2026-27</b>	<b>FY 2027-28</b>
1. Number of personnel in department of human services.	1937	1937	1937	1937	1937	1937	1937
2. Number of divisions and attached agencies in department of human	8	8	8	8	8	8	8

<b><u>Fund Activities Encompassed *</u></b>	<b>FY 2022-23</b>	<b>FY 2023-24</b>	<b>FY 2024-25</b>	<b>FY 2025-26</b>	<b>FY 2026-27</b>	<b>FY 2027-28</b>
1. Number of appeals processed (annually).	1140	1083	1083	1083	1083	1083
2. Number of position actions processed (annually).	500	500	500	500	500	500
3. Number of warrant vouchers processed (annually).	9500	9500	9500	9500	9500	9500
4. Number of mandated fiscal federal reports (annually).	257	257	257	257	257	257
5. Number of formal grievances filed (annually).	30	30	30	30	30	30
6. Number of automation initiatives implemented (annually).	25	25	25	25	25	25

\* All funds in ADMIN are used to support all ADMIN measures of effectiveness, program size indicators (target groups) and program activities, and specific funds are not earmarked for specific ADMIN purposes.



**Non-General Fund Program Measures Report  
for submittal to the 2023 Legislature  
Department of: HMS**

Name of Fund: Public Assistance-Maintenance Assistance  
 Apprn. Acct. Number: S-XX-291-K ( 11 of 11 ); S-XX-534-K; HMS 904  
 Fund Type (MOF): N  
 Legal Authority: Title IV-A, 45 CFR Chapter II, P.L. 94-23

**Statement of Objectives**

To enhance program efficiency and effectiveness by formulating overall policies, directing operations and personnel, and providing other administrative and information technology services.

<b><u>Fund Measures of Effectiveness *</u></b>	<b>FY 2022-23</b>	<b>FY 2023-24</b>	<b>FY 2024-25</b>	<b>FY 2025-26</b>	<b>FY 2026-27</b>	<b>FY 2027-28</b>
1. Percentage of position action decisions upheld by the department of human	99	99	99	99	99	99
2. Percentage of appeals resolved within the specified time criteria.	99	99	99	99	99	99
3. Percentage of department of human services (dhs) employees working	98	98	98	98	98	98
4. Percentage of federal funds drawn down within specified time criteria.	97	97	97	97	97	97
5. Percentage of contract payments paid within specified timeliness criteria.	85	85	85	85	85	85
6. Percentage of information technology (it) projects completed within specified	70	70	70	70	70	70

<b><u>Program Size Indicators *</u></b>	<b>FY 2021-22</b>	<b>FY 2022-23</b>	<b>FY 2023-24</b>	<b>FY 2024-25</b>	<b>FY 2025-26</b>	<b>FY 2026-27</b>	<b>FY 2027-28</b>
1. Number of personnel in department of human services.	1937	1937	1937	1937	1937	1937	1937
2. Number of divisions and attached agencies in department of human	8	8	8	8	8	8	8

<b><u>Fund Activities Encompassed *</u></b>	<b>FY 2022-23</b>	<b>FY 2023-24</b>	<b>FY 2024-25</b>	<b>FY 2025-26</b>	<b>FY 2026-27</b>	<b>FY 2027-28</b>
1. Number of appeals processed (annually).	1140	1083	1083	1083	1083	1083
2. Number of position actions processed (annually).	500	500	500	500	500	500
3. Number of warrant vouchers processed (annually).	9500	9500	9500	9500	9500	9500
4. Number of mandated fiscal federal reports (annually).	257	257	257	257	257	257
5. Number of formal grievances filed (annually).	30	30	30	30	30	30
6. Number of automation initiatives implemented (annually).	25	25	25	25	25	25

\* All funds in ADMIN are used to support all ADMIN measures of effectiveness, program size indicators (target groups) and program activities, and specific funds are not earmarked for specific ADMIN purposes.

**Non-General Fund Program Measures Report  
for submittal to the 2023 Legislature  
Department of: HMS**

Name of Fund: CARES Act (CRF Subaward)  
 Apprn. Acct. Number: S-21-354  
 Fund Type (MOF): B  
 Legal Authority: N/A

**Statement of Objectives**

The \$4.65M was used for technological improvements to DHS online applications, cloud services, conversational & AI technologies to meet the increased demand in citizen applications resulting from the economic fallout caused by the COVID-19 pandemic. DHS increased the capacity, reliability, and reach of DHS services to citizens by investing in scalable information and communication technology infrastructure systems that support all benefits applications across all DHS safety net programs. In addition, these funds were used to implement various systems aimed at protecting the safety of our employees and the public, in support of social distancing and addressing the 10X increase resources to support department-wide telework.

<b>Fund Measures of Effectiveness</b>		<b>FY 2022-23</b>	<b>FY 2023-24</b>	<b>FY 2024-25</b>	<b>FY 2025-26</b>	<b>FY 2026-27</b>	<b>FY 2027-28</b>
1.	Percentage of DHS able to fully remote work	90	100	100	100	100	100
2.	Percentage of DHS applications and data available through remote work	90	100	100	100	100	100
3.							

<b>Program Size Indicators</b>		<b>FY 2021-22</b>	<b>FY 2022-23</b>	<b>FY 2023-24</b>	<b>FY 2024-25</b>	<b>FY 2025-26</b>	<b>FY 2026-27</b>	<b>FY 2027-28</b>
1.	Size of technical teams that created/implemented the systems	36	36	36	36	36	36	36
2.	Size of technical teams maintaining the systems	24	24	24	24	24	24	24
3.	# of DHS employees	1937	1980	2010	2040	2070	2100	2100
4.								

<b>Fund Activities Encompassed</b>		<b>FY 2022-23</b>	<b>FY 2023-24</b>	<b>FY 2024-25</b>	<b>FY 2025-26</b>	<b>FY 2026-27</b>	<b>FY 2027-28</b>
1.	Total number of application projects deployed in Google cloud	20	30	40	40	50	50
2.	Total number of CCAI intents and training phrases configured	300	600	800	1000	1500	1500
3.	Total number of application servers deployed on new hardware	260	260	260	260	260	260
4.	Total number of COVID safety and emergency applications deployed in DHS	10	10	10	10	10	10
5.	Total number of data security appliances deployed in DHS	6	6	6	6	6	6
6.	Maximum number of concurrent call center phone calls at the same time	500	500	600	600	800	800
7.	Total number of of work-from-home kits	300	300	300	300	300	300
8.	Number of weeks to deploy VPN and VDI access to DHS remote workers	5	5	5	5	5	5
9.							

**Non-General Fund Program Measures Report  
for submittal to the 2023 Legislature  
Department of: HMS**

Name of Fund: CARES Act (CRF Subaward)

Apprn. Acct. Number: S-21-357

Fund Type (MOF): B

Legal Authority: N/A

**Statement of Objectives**

The combined funds of this \$1.95M and the previously approved \$4.65M CRF request were used by the department to work with its internal business units and technology partners to identify and address additional critical needs that were not covered in the previously approved CRF request. DHS invested in technological improvements to its online applications, and public facing services to meet the increased demand in applications for benefits and services resulting from the economic crisis caused by the COVID-19 pandemic. The purpose of the CRF funds is to continue to protect the safety of our employees and the public by increasing the capacity, reliability, and reach of DHS services to Hawaii's residents by investing in scalable information and communication technology infrastructure systems that support all benefits applications across all DHS safety net programs.

<b><u>Fund Measures of Effectiveness</u></b>		<b>FY 2022-23</b>	<b>FY 2023-24</b>	<b>FY 2024-25</b>	<b>FY 2025-26</b>	<b>FY 2026-27</b>	<b>FY 2027-28</b>
1.	All previous measures from S-21-354, plus the following (below)	S-21-354	S-21-354	S-21-354	S-21-354	S-21-354	S-21-354
2.	Percentage of DHS office locations that provide WiFi coverage for clients	100	100	100	100	100	100
3.	Percent of DHS application systems uptime, excluding planned maintenance	100	100	100	100	100	100
4.	Percent of DHS application system (public facing) resource shortages	0	0	0	0	0	0
5.							

<b><u>Program Size Indicators</u></b>		<b>FY 2021-22</b>	<b>FY 2022-23</b>	<b>FY 2023-24</b>	<b>FY 2024-25</b>	<b>FY 2025-26</b>	<b>FY 2026-27</b>	<b>FY 2027-28</b>
1.	Size of technical teams that created/implemented the systems	36	36	36	36	36	36	36
2.	Size of technical teams maintaining the systems	24	24	24	24	24	24	24
3.	# of DHS employees	1937	1980	2010	2040	2070	2100	2100
4.								
5.								

<b><u>Fund Activities Encompassed</u></b>		<b>FY 2022-23</b>	<b>FY 2023-24</b>	<b>FY 2024-25</b>	<b>FY 2025-26</b>	<b>FY 2026-27</b>	<b>FY 2027-28</b>
1.	Percent of DHS systems protected by firewall and gateway security devices	100	100	100	100	100	100
2.	Percent of DHS users protected by DHS managed security systems	100	100	100	100	100	100
3.	Total number of files stored in Document Management System	6M	7M	8M	9M	10M	10M
4.	Number of IT projects completed with CRF funds	18	18	18	18	18	18
5.							

**Non-General Fund Program Measures Report  
for submittal to the 2023 Legislature  
Department of: HMS**

Name of Fund: CARES Act (CRF Subaward)  
 Aprn. Acct. Number: S-20-556  
 Fund Type (MOF): B  
 Legal Authority: N/A

**Statement of Objectives**

The \$2.0M was used for three main initiatives (1) to provide federal Pandemic EBT (P-EBT) financial benefits to Hawaii SNAP households and Non-SNAP households because schools were closed and/or children were not attending in-person classes, (2) to make \$11.9M in federal funding available to child care providers so that they can continue their operation while ensuring compliance with cleaning and sanitation recommendations per the Center for Disease Control (CDC) and controlling virus spread through the use of PPEs, and (3) to implement a new online system for residents to apply for food and financial benefits and reduce the need to fill out, drop off, mail, or email the paper-based applications and fillable PDF applications.

<b><u>Fund Measures of Effectiveness</u></b>	<b>FY 2022-23</b>	<b>FY 2023-24</b>	<b>FY 2024-25</b>	<b>FY 2025-26</b>	<b>FY 2026-27</b>	<b>FY 2027-28</b>
1. P-EBT benefits issued to SNAP and non-SNAP households vs cost of system						
2. FY 2021-22 estimate was 29.3M to 1.3M.	*	*	*	*	*	*
3. Percentage of SNAP applications received from the online system vs paper	90%	90%	90%	90%	90%	90%
4.						
5.						
6.						

\* The federal food and nutrition service (FNS) determines the amount of P-EBT benefits available to states.

<b><u>Program Size Indicators</u></b>	<b>FY 2021-22</b>	<b>FY 2022-23</b>	<b>FY 2023-24</b>	<b>FY 2024-25</b>	<b>FY 2025-26</b>	<b>FY 2026-27</b>	<b>FY 2027-28</b>
1. SNAP households that would receive P-EBT benefits	24,025	24,025	24,025	24,025	24,025	24,025	24,025
2. Non-SNAP households that would receive P-EBT benefits	20,147	20,147	20,147	20,147	20,147	20,147	20,147
3. Number of childcare providers/operators in the state	1070	1100	1100	1100	1200	1200	1200
4. Size of technical team that created the systems	14	14	14	14	14	14	14
5. Size of technical team maintaining the systems	6	6	6	6	6	6	6
6.							

<b><u>Fund Activities Encompassed</u></b>	<b>FY 2022-23</b>	<b>FY 2023-24</b>	<b>FY 2024-25</b>	<b>FY 2025-26</b>	<b>FY 2026-27</b>	<b>FY 2027-28</b>
1. Number of weeks taken to stand up the food and financial portal	5	5	5	5	5	5
2. Number of SNAP Applications Received (Households) in online system	113681	113681	113681	113681	113681	113681
3. Number of SNAP Applications and Recertifications Approved (Households)	120954	120954	120954	120954	120954	120954
4.						
5.						

**Non-General Fund Program Measures Report  
for submittal to the 2023 Legislature  
Department of: HMS**

Name of Fund: CARES Act (CRF Subaward)

Apprn. Acct. Number: S-20-556

Fund Type (MOF): B

Legal Authority: N/A

6.							
----	--	--	--	--	--	--	--

**Non-General Fund Cost Element Report  
for submittal to the 2023 Legislature**

Department: HMS  
 Name of fund: Low-Income Home Energy Assistance Program  
 Legal Authority: P.L. 97-35  
 Fund Type (MOF): N  
 Apprn. Account. No.: S-XX-204-K

	<b>FY 2022-23 Estimated</b>	<b>FY 2023-24 Estimated</b>	<b>FY 2024-25 Estimated</b>	<b>FY 2025-26 Estimated</b>	<b>FY 2026-27 Estimated</b>	<b>FY 2027-28 Estimated</b>
A. Personal Services	0	0	0	0	0	0
B. Other Current Expenses	5,307,752	5,307,752	5,307,752	5,307,752	5,307,752	5,307,752
C. Equipment	0	0	0	0	0	0
M. Motor Vehicles	0	0	0	0	0	0
L. Leases	0	0	0	0	0	0
<b>TOTAL</b>	<b>5,307,752</b>	<b>5,307,752</b>	<b>5,307,752</b>	<b>5,307,752</b>	<b>5,307,752</b>	<b>5,307,752</b>

**Non-General Fund Cost Element Report  
for submittal to the 2023 Legislature**

Department: HMS  
 Name of fund: Federal Assistance Payments  
 Legal Authority: P.L. 97-35  
 Fund Type (MOF): N  
 Apprn. Account. No.: S-20-267-K

	<b>FY 2022-23 Estimated</b>	<b>FY 2023-24 Estimated</b>	<b>FY 2024-25 Estimated</b>	<b>FY 2025-26 Estimated</b>	<b>FY 2026-27 Estimated</b>	<b>FY 2027-28 Estimated</b>
A. Personal Services	0	0	0	0	0	0
B. Other Current Expenses	0	0	0	0	0	0
C. Equipment	0	0	0	0	0	0
M. Motor Vehicles	0	0	0	0	0	0
L. Leases	0	0	0	0	0	0
<b>TOTAL</b>	0	0	0	0	0	0

**Non-General Fund Cost Element Report  
for submittal to the 2023 Legislature**

Department: HMS  
 Name of fund: Low-Income Home Energy Assistance Program  
 Legal Authority: P.L. 97-35  
 Fund Type (MOF): N  
 Apprn. Account. No.: S-21-267-K

	<b>FY 2022-23 Estimated</b>	<b>FY 2023-24 Estimated</b>	<b>FY 2024-25 Estimated</b>	<b>FY 2025-26 Estimated</b>	<b>FY 2026-27 Estimated</b>	<b>FY 2027-28 Estimated</b>
A. Personal Services	0	0	0	0	0	0
B. Other Current Expenses	4,932,156	0	0	0	0	0
C. Equipment	0	0	0	0	0	0
M. Motor Vehicles	0	0	0	0	0	0
L. Leases	0	0	0	0	0	0
<b>TOTAL</b>	<b>4,932,156</b>	<b>0</b>	<b>0</b>	<b>0</b>	<b>0</b>	<b>0</b>



**Non-General Fund Cost Element Report  
for submittal to the 2023 Legislature**

Department: HMS  
 Name of fund: Low-Income Home Energy Assistance Program  
 Legal Authority: P.L. 97-35  
 Fund Type (MOF): N  
 Apprn. Account. No.: S-21-276-K

	<b>FY 2022-23 Estimated</b>	<b>FY 2023-24 Estimated</b>	<b>FY 2024-25 Estimated</b>	<b>FY 2025-26 Estimated</b>	<b>FY 2026-27 Estimated</b>	<b>FY 2027-28 Estimated</b>
A. Personal Services	0	0	0	0	0	0
B. Other Current Expenses	1,586,554	0	0	0	0	0
C. Equipment	0	0	0	0	0	0
M. Motor Vehicles	0	0	0	0	0	0
L. Leases	0	0	0	0	0	0
<b>TOTAL</b>	<b>1,586,554</b>	<b>0</b>	<b>0</b>	<b>0</b>	<b>0</b>	<b>0</b>

**Non-General Fund Cost Element Report  
for submittal to the 2023 Legislature**

Department: HMS  
 Name of fund: Low-Income Home Energy Assistance Program  
 Legal Authority: P.L. 97-35  
 Fund Type (MOF): N  
 Apprn. Account. No.: S-21-277-K

	<b>FY 2022-23 Estimated</b>	<b>FY 2023-24 Estimated</b>	<b>FY 2024-25 Estimated</b>	<b>FY 2025-26 Estimated</b>	<b>FY 2026-27 Estimated</b>	<b>FY 2027-28 Estimated</b>
A. Personal Services	0	0	0	0	0	0
B. Other Current Expenses	2,024,443	0	0	0	0	0
C. Equipment	0	0	0	0	0	0
M. Motor Vehicles	0	0	0	0	0	0
L. Leases	0	0	0	0	0	0
<b>TOTAL</b>	<b>2,024,443</b>	<b>0</b>	<b>0</b>	<b>0</b>	<b>0</b>	<b>0</b>

**Non-General Fund Cost Element Report  
for submittal to the 2023 Legislature**

Department: HMS  
 Name of fund: Temporary Assistance for Needy Families (TANF)  
 Legal Authority: Title II Section 201, P.L. 101-131 and P.L. 104-193  
 Fund Type (MOF): N  
 Apprn. Account. No.: S-XX-201-K

	<b>FY 2022-23 Estimated</b>	<b>FY 2023-24 Estimated</b>	<b>FY 2024-25 Estimated</b>	<b>FY 2025-26 Estimated</b>	<b>FY 2026-27 Estimated</b>	<b>FY 2027-28 Estimated</b>
A. Personal Services						
B. Other Current Expenses	10,000,000	10,000,000	10,000,000	10,000,000	10,000,000	10,000,000
C. Equipment						
M. Motor Vehicles						
L. Leases						
<b>TOTAL</b>	<b>10,000,000</b>	<b>10,000,000</b>	<b>10,000,000</b>	<b>10,000,000</b>	<b>10,000,000</b>	<b>10,000,000</b>

**Non-General Fund Cost Element Report  
for submittal to the 2023 Legislature**

Department: HMS  
 Name of fund: Emergency Shelter Grant  
 Legal Authority: McKinney-Vento Homeless Act as amended by Hearth Act of 2009  
 Fund Type (MOF): N  
 Apprn. Account. No.: S-XX-216-K

	<b>FY 2022-23 Estimated</b>	<b>FY 2023-24 Estimated</b>	<b>FY 2024-25 Estimated</b>	<b>FY 2025-26 Estimated</b>	<b>FY 2026-27 Estimated</b>	<b>FY 2027-28 Estimated</b>
A. Personal Services						
B. Other Current Expenses	500,000	500,000	500,000	500,000	500,000	500,000
C. Equipment						
M. Motor Vehicles						
L. Leases						
<b>TOTAL</b>	<b>500,000</b>	<b>500,000</b>	<b>500,000</b>	<b>500,000</b>	<b>500,000</b>	<b>500,000</b>

**Non-General Fund Cost Element Report  
for submittal to the 2023 Legislature**

Department: HMS  
 Name of fund: HOPWA  
 Legal Authority: Aids Housing Opportunity Act  
 Fund Type (MOF): N  
 Apprn. Account. No.: S-XX-222-K

	<b>FY 2022-23 Estimated</b>	<b>FY 2023-24 Estimated</b>	<b>FY 2024-25 Estimated</b>	<b>FY 2025-26 Estimated</b>	<b>FY 2026-27 Estimated</b>	<b>FY 2027-28 Estimated</b>
A. Personal Services						
B. Other Current Expenses	335,000	335,000	335,000	335,000	335,000	335,000
C. Equipment						
M. Motor Vehicles						
L. Leases						
<b>TOTAL</b>	<b>335,000</b>	<b>335,000</b>	<b>335,000</b>	<b>335,000</b>	<b>335,000</b>	<b>335,000</b>

**Non-General Fund Cost Element Report  
for submittal to the 2023 Legislature**

Department: HMS  
 Name of fund: Continuum of Care  
 Legal Authority: McKinney-Vento Homeless Act as amended by Hearth Act of 2009  
 Fund Type (MOF): N  
 Apprn. Account. No.: S-XX-500-K

	<b>FY 2022-23 Estimated</b>	<b>FY 2023-24 Estimated</b>	<b>FY 2024-25 Estimated</b>	<b>FY 2025-26 Estimated</b>	<b>FY 2026-27 Estimated</b>	<b>FY 2027-28 Estimated</b>
A. Personal Services						
B. Other Current Expenses						
C. Equipment						
M. Motor Vehicles						
L. Leases						
<b>TOTAL</b>	0	0	0	0	0	0

**Non-General Fund Cost Element Report  
for submittal to the 2023 Legislature**

Department: HMS  
 Name of fund: Child Care Development Fund (CCDF)  
 Legal Authority: Title VI, PRWORA, P.L. 104-193  
 Fund Type (MOF): N  
 Apprn. Account. No.: S-XX-236 ( 5 of 7 ) S-XX-230-K

	<b>FY 2022-23 Estimated</b>	<b>FY 2023-24 Estimated</b>	<b>FY 2024-25 Estimated</b>	<b>FY 2025-26 Estimated</b>	<b>FY 2026-27 Estimated</b>	<b>FY 2027-28 Estimated</b>
A. Personal Services	132,000	132,000	132,000	132,000	132,000	132,000
B. Other Current Expenses	46,000	46,000	46,000	46,000	46,000	46,000
C. Equipment						
M. Motor Vehicles						
L. Leases	7,000	7,000	7,000	7,000	7,000	7,000
<b>TOTAL</b>	<b>185,000</b>	<b>185,000</b>	<b>185,000</b>	<b>185,000</b>	<b>185,000</b>	<b>185,000</b>

**Non-General Fund Cost Element Report  
for submittal to the 2023 Legislature**

Department: HMS  
 Name of fund: Temporary Assistance for Needy Families (TANF)  
 Legal Authority: Title II Section 201, P.L. 101-31 and P.L. 104-193  
 Fund Type (MOF): N  
 Apprn. Acct. Number: S-XX-236 ( 4 of 7 ) S-XX-231-K

	<b>FY 2022-23 Estimated</b>	<b>FY 2023-24 Estimated</b>	<b>FY 2024-25 Estimated</b>	<b>FY 2025-26 Estimated</b>	<b>FY 2026-27 Estimated</b>	<b>FY 2027-28 Estimated</b>
A. Personal Services	3,646,000	3,646,000	3,646,000	3,646,000	3,646,000	3,646,000
B. Other Current Expenses	204,000	204,000	204,000	204,000	204,000	204,000
C. Equipment						
M. Motor Vehicles						
L. Leases	450,000	450,000	450,000	450,000	450,000	450,000
<b>TOTAL</b>	<b>4,300,000</b>	<b>4,300,000</b>	<b>4,300,000</b>	<b>4,300,000</b>	<b>4,300,000</b>	<b>4,300,000</b>



**Non-General Fund Cost Element Report  
for submittal to the 2023 Legislature**

Department: HMS  
 Name of fund: Public Assistance-Maintenance Assistance  
 Legal Authority: Title IV-A, 45 CFR Chapter II, P.O. 104-193  
 Fund Type (MOF): N  
 Apprn. Acct. Number: S-XX-236 ( 1 of 7 ) S-XX-232-K

	<b>FY 2022-23 Estimated</b>	<b>FY 2023-24 Estimated</b>	<b>FY 2024-25 Estimated</b>	<b>FY 2025-26 Estimated</b>	<b>FY 2026-27 Estimated</b>	<b>FY 2027-28 Estimated</b>
A. Personal Services	674,000	674,000	674,000	674,000	674,000	674,000
B. Other Current Expenses	37,000	37,000	37,000	37,000	37,000	37,000
C. Equipment						
M. Motor Vehicles						
L. Leases	39,000	39,000	39,000	39,000	39,000	39,000
<b>TOTAL</b>	<b>750,000</b>	<b>750,000</b>	<b>750,000</b>	<b>750,000</b>	<b>750,000</b>	<b>750,000</b>

**Non-General Fund Cost Element Report  
for submittal to the 2023 Legislature**

Department: HMS  
 Name of fund: Medical Assistance Program  
 Legal Authority: Sec. 1102, 49 Stat.647 (42 U.S.C. 1302)  
 Fund Type (MOF): N  
 Apprn. Account. No.: S-XX-236-K ( 3 of 7 ) S-XX-234-K

	<b>FY 2022-23 Estimated</b>	<b>FY 2023-24 Estimated</b>	<b>FY 2024-25 Estimated</b>	<b>FY 2025-26 Estimated</b>	<b>FY 2026-27 Estimated</b>	<b>FY 2027-28 Estimated</b>
A. Personal Services						
B. Other Current Expenses	0	0	0	0	0	0
C. Equipment						
M. Motor Vehicles						
L. Leases						
<b>TOTAL</b>	<b>0</b>	<b>0</b>	<b>0</b>	<b>0</b>	<b>0</b>	<b>0</b>

**Non-General Fund Cost Element Report  
for submittal to the 2023 Legislature**

Department: HMS  
 Name of fund: Supplemental Nutrition Assistance Program  
 Legal Authority: SNAP Act 1964, Title 7, Chapter II, C  
 Fund Type (MOF): N  
 Apprn. Account. No.: S-XX-236-K (2 of 7)

	<b>FY 2022-23 Estimated</b>	<b>FY 2023-24 Estimated</b>	<b>FY 2024-25 Estimated</b>	<b>FY 2025-26 Estimated</b>	<b>FY 2026-27 Estimated</b>	<b>FY 2027-28 Estimated</b>
A. Personal Services	8,708,663	8,708,663	8,708,663	8,708,663	8,708,663	8,708,663
B. Other Current Expenses	468,250	468,250	468,250	468,250	468,250	468,250
C. Equipment						
M. Motor Vehicles						
L. Leases	540,594	540,594	540,594	540,594	540,594	540,594
<b>TOTAL</b>	<b>9,717,507</b>	<b>9,717,507</b>	<b>9,717,507</b>	<b>9,717,507</b>	<b>9,717,507</b>	<b>9,717,507</b>

**Non-General Fund Cost Element Report  
for submittal to the 2023 Legislature**

Department: HMS  
 Name of fund: Low-Income Home Energy Assistance Program  
 Legal Authority: P.L. 97-35  
 Fund Type (MOF): N  
 Apprn. Account. No.: S-XX-236 ( 7 of 7 ) S-XX-296-K

	<b>FY 2022-23 Estimated</b>	<b>FY 2023-24 Estimated</b>	<b>FY 2024-25 Estimated</b>	<b>FY 2025-26 Estimated</b>	<b>FY 2026-27 Estimated</b>	<b>FY 2027-28 Estimated</b>
A. Personal Services	0	0	0	0	0	0
B. Other Current Expenses	0	0	0	0	0	0
C. Equipment	0	0	0	0	0	0
M. Motor Vehicles	0	0	0	0	0	0
L. Leases	0	0	0	0	0	0
<b>TOTAL</b>	<b>0</b>	<b>0</b>	<b>0</b>	<b>0</b>	<b>0</b>	<b>0</b>

**Non-General Fund Cost Element Report  
for submittal to the 2023 Legislature**

Department: HMS  
 Name of fund: Refugee Resettlement Program  
 Legal Authority: Act 1980, SEC 414 (a) (6)  
 Fund Type (MOF): N  
 Apprn. Account. No.: S-XX-236 ( 6 of 7 ) S-XX-501 & S-XX-226

	<b>FY 2022-23 Estimated</b>	<b>FY 2023-24 Estimated</b>	<b>FY 2024-25 Estimated</b>	<b>FY 2025-26 Estimated</b>	<b>FY 2026-27 Estimated</b>	<b>FY 2027-28 Estimated</b>
A. Personal Services						
B. Other Current Expenses						
C. Equipment						
M. Motor Vehicles						
L. Leases						
<b>TOTAL</b>	0	0	0	0	0	0

**Non-General Fund Cost Element Report  
for submittal to the 2023 Legislature**

Department: HMS  
 Name of fund: Employment and Training Program  
 Legal Authority: P.L. 99-198  
 Fund Type (MOF): N  
 Apprn. Account. No.: S-206-K

	<b>FY 2022-23 Estimated</b>	<b>FY 2023-24 Estimated</b>	<b>FY 2024-25 Estimated</b>	<b>FY 2025-26 Estimated</b>	<b>FY 2026-27 Estimated</b>	<b>FY 2027-28 Estimated</b>
A. Personal Services						
B. Other Current Expenses	296,767	296,767	296,767	296,767	296,767	296,767
C. Equipment						
M. Motor Vehicles						
L. Leases						
<b>TOTAL</b>	<b>296,767</b>	<b>296,767</b>	<b>296,767</b>	<b>296,767</b>	<b>296,767</b>	<b>296,767</b>

**Non-General Fund Cost Element Report  
for submittal to the 2023 Legislature**

Department: HMS  
 Name of fund: Employment and Training Program  
 Legal Authority: P.L. 99-198  
 Fund Type (MOF): N  
 Apprn. Account. No.: S-XX-573-K

	<b>FY 2022-23 Estimated</b>	<b>FY 2023-24 Estimated</b>	<b>FY 2024-25 Estimated</b>	<b>FY 2025-26 Estimated</b>	<b>FY 2026-27 Estimated</b>	<b>FY 2027-28 Estimated</b>
A. Personal Services						
B. Other Current Expenses	170,742	97,629	97,629	97,629	97,629	97,629
C. Equipment						
M. Motor Vehicles						
L. Leases						
<b>TOTAL</b>	<b>170,742</b>	<b>97,629</b>	<b>97,629</b>	<b>97,629</b>	<b>97,629</b>	<b>97,629</b>

**Non-General Fund Cost Element Report  
for submittal to the 2023 Legislature**

Department: HMS  
 Name of fund: Employment and Training Program  
 Legal Authority: P.L. 99-198  
 Fund Type (MOF): N  
 Apprn. Account. No.: S-545-K

	<b>FY 2022-23 Estimated</b>	<b>FY 2023-24 Estimated</b>	<b>FY 2024-25 Estimated</b>	<b>FY 2025-26 Estimated</b>	<b>FY 2026-27 Estimated</b>	<b>FY 2027-28 Estimated</b>
A. Personal Services	567,069	567,069	567,069	567,069	567,069	567,069
B. Other Current Expenses	278,780	278,780	278,780	278,780	278,780	278,780
C. Equipment						
M. Motor Vehicles						
L. Leases						
<b>TOTAL</b>	<b>845,849</b>	<b>845,849</b>	<b>845,849</b>	<b>845,849</b>	<b>845,849</b>	<b>845,849</b>



**Non-General Fund Cost Element Report  
for submittal to the 2023 Legislature**

Department: HMS  
 Name of fund: Child Care Development Fund (CCDF)  
 Legal Authority: Title VI, PRWORA, P.L. 104-193  
 Fund Type (MOF): N  
 Apprn. Account. No.: S-XX-215-K

	<b>FY 2022-23 Estimated</b>	<b>FY 2023-24 Estimated</b>	<b>FY 2024-25 Estimated</b>	<b>FY 2025-26 Estimated</b>	<b>FY 2026-27 Estimated</b>	<b>FY 2027-28 Estimated</b>
A. Personal Services	2,685,000	2,685,000	2,685,000	2,685,000	2,685,000	2,685,000
B. Other Current Expenses	10,172,000	10,172,000	10,172,000	10,172,000	10,172,000	10,172,000
C. Equipment						
M. Motor Vehicles						
L. Leases	143,000	143,000	143,000	143,000	143,000	143,000
<b>TOTAL</b>	<b>13,000,000</b>	<b>13,000,000</b>	<b>13,000,000</b>	<b>13,000,000</b>	<b>13,000,000</b>	<b>13,000,000</b>

**Non-General Fund Cost Element Report  
for submittal to the 2023 Legislature**

Department: HMS  
 Name of fund: Child Care Development Fund (CCDF)  
 Legal Authority: Title VI, PRWORA, P.L. 104-193  
 Fund Type (MOF): N  
 Apprn. Account. No.: S-21-256-K

	<b>FY 2022-23 Estimated</b>	<b>FY 2023-24 Estimated</b>	<b>FY 2024-25 Estimated</b>	<b>FY 2025-26 Estimated</b>	<b>FY 2026-27 Estimated</b>	<b>FY 2027-28 Estimated</b>
A. Personal Services						
B. Other Current Expenses	16,426,487	0	0	0	0	0
C. Equipment						
M. Motor Vehicles						
L. Leases						
<b>TOTAL</b>	<b>16,426,487</b>	<b>0</b>	<b>0</b>	<b>0</b>	<b>0</b>	<b>0</b>

**Non-General Fund Cost Element Report  
for submittal to the 2023 Legislature**

Department: HMS  
 Name of fund: Child Care Development Fund (CCDF)  
 Legal Authority: Title VI, PRWORA, P.L. 104-193  
 Fund Type (MOF): N  
 Apprn. Account. No.: S-20-266-K

	<b>FY 2022-23 Estimated</b>	<b>FY 2023-24 Estimated</b>	<b>FY 2024-25 Estimated</b>	<b>FY 2025-26 Estimated</b>	<b>FY 2026-27 Estimated</b>	<b>FY 2027-28 Estimated</b>
A. Personal Services						
B. Other Current Expenses						
C. Equipment						
M. Motor Vehicles						
L. Leases						
<b>TOTAL</b>	0	0	0	0	0	0

**Non-General Fund Cost Element Report  
for submittal to the 2023 Legislature**

Department: HMS  
 Name of fund: Child Care Development Fund (CCDF)  
 Legal Authority: Title VI, PRWORA, P.L. 104-193  
 Fund Type (MOF): N  
 Apprn. Account. No.: S-21-266-K

	<b>FY 2022-23 Estimated</b>	<b>FY 2023-24 Estimated</b>	<b>FY 2024-25 Estimated</b>	<b>FY 2025-26 Estimated</b>	<b>FY 2026-27 Estimated</b>	<b>FY 2027-28 Estimated</b>
A. Personal Services						
B. Other Current Expenses	24,000,000	24,853,672	0	0	0	0
C. Equipment						
M. Motor Vehicles						
L. Leases						
<b>TOTAL</b>	<b>24,000,000</b>	<b>24,853,672</b>	<b>0</b>	<b>0</b>	<b>0</b>	<b>0</b>

**Non-General Fund Cost Element Report  
for submittal to the 2023 Legislature**

Department: HMS  
 Name of fund: Child Care Development Fund (CCDF)  
 Legal Authority: Title VI, PRWORA, P.L. 104-193  
 Fund Type (MOF): N  
 Apprn. Account. No.: S-22-576-K

	<b>FY 2022-23 Estimated</b>	<b>FY 2023-24 Estimated</b>	<b>FY 2024-25 Estimated</b>	<b>FY 2025-26 Estimated</b>	<b>FY 2026-27 Estimated</b>	<b>FY 2027-28 Estimated</b>
A. Personal Services						
B. Other Current Expenses						
C. Equipment						
M. Motor Vehicles						
L. Leases						
<b>TOTAL</b>	0	0	0	0	0	0

**Non-General Fund Cost Element Report  
for submittal to the 2023 Legislature**

Department: HMS  
 Name of fund: Child Care Development Fund (CCDF)  
 Legal Authority: Title VI, PRWORA, P.L. 104-193  
 Fund Type (MOF): N  
 Apprn. Account. No.: S-21-285-K

	<b>FY 2022-23 Estimated</b>	<b>FY 2023-24 Estimated</b>	<b>FY 2024-25 Estimated</b>	<b>FY 2025-26 Estimated</b>	<b>FY 2026-27 Estimated</b>	<b>FY 2027-28 Estimated</b>
A. Personal Services						
B. Other Current Expenses	31,562,929	0	0	0	0	0
C. Equipment						
M. Motor Vehicles						
L. Leases						
<b>TOTAL</b>	<b>31,562,929</b>	<b>0</b>	<b>0</b>	<b>0</b>	<b>0</b>	<b>0</b>

**Non-General Fund Cost Element Report  
for submittal to the 2023 Legislature**

Department: HMS  
 Name of fund: DHS INFO Technology System (Access to Learning - POD)  
 Legal Authority: Act 046, SLH 2020  
 Fund Type (MOF): N  
 Apprn. Account. No.: S-21-286-K

	<b>FY 2022-23 Estimated</b>	<b>FY 2023-24 Estimated</b>	<b>FY 2024-25 Estimated</b>	<b>FY 2025-26 Estimated</b>	<b>FY 2026-27 Estimated</b>	<b>FY 2027-28 Estimated</b>
A. Personal Services						
B. Other Current Expenses						
C. Equipment						
M. Motor Vehicles						
L. Leases						
<b>TOTAL</b>	0	0	0	0	0	0

**Non-General Fund Cost Element Report  
for submittal to the 2023 Legislature**

Department: HMS  
 Name of fund: Child Care Development Fund (CCDF)  
 Legal Authority: Title VI, PRWORA, P.L. 104-193  
 Fund Type (MOF): N  
 Apprn. Account. No.: S-XX-225-K

	<b>FY 2022-23 Estimated</b>	<b>FY 2023-24 Estimated</b>	<b>FY 2024-25 Estimated</b>	<b>FY 2025-26 Estimated</b>	<b>FY 2026-27 Estimated</b>	<b>FY 2027-28 Estimated</b>
A. Personal Services						
B. Other Current Expenses	35,000,000	35,000,000	35,000,000	35,000,000	35,000,000	35,000,000
C. Equipment						
M. Motor Vehicles						
L. Leases						
<b>TOTAL</b>	<b>35,000,000</b>	<b>35,000,000</b>	<b>35,000,000</b>	<b>35,000,000</b>	<b>35,000,000</b>	<b>35,000,000</b>



**Non-General Fund Cost Element Report  
for submittal to the 2023 Legislature**

Department: HMS  
 Name of fund: Child Care Grant Program  
 Legal Authority: Act 09, SLH 2020  
 Fund Type (MOF): B  
 Apprn. Account. No.: S-21-353-K

	<b>FY 2022-23 Estimated</b>	<b>FY 2023-24 Estimated</b>	<b>FY 2024-25 Estimated</b>	<b>FY 2025-26 Estimated</b>	<b>FY 2026-27 Estimated</b>	<b>FY 2027-28 Estimated</b>
A. Personal Services						
B. Other Current Expenses						
C. Equipment						
M. Motor Vehicles						
L. Leases						
<b>TOTAL</b>	0	0	0	0	0	0

**Non-General Fund Cost Element Report  
for submittal to the 2023 Legislature**

Department: HMS  
 Name of fund: Child Care Development Fund (CCDF)  
 Legal Authority: Title VI, PRWORA, P.L. 104-193  
 Fund Type (MOF): N  
 Apprn. Account. No.: S-22-577-K

	<b>FY 2022-23 Estimated</b>	<b>FY 2023-24 Estimated</b>	<b>FY 2024-25 Estimated</b>	<b>FY 2025-26 Estimated</b>	<b>FY 2026-27 Estimated</b>	<b>FY 2027-28 Estimated</b>
A. Personal Services						
B. Other Current Expenses	4,715,680	0	0	0	0	0
C. Equipment						
M. Motor Vehicles						
L. Leases						
<b>TOTAL</b>	<b>4,715,680</b>	<b>0</b>	<b>0</b>	<b>0</b>	<b>0</b>	<b>0</b>

**Non-General Fund Cost Element Report  
for submittal to the 2023 Legislature**

Department: HMS  
 Name of fund: Child Care Development Fund (CCDF)  
 Legal Authority: Title VI, PRWORA, P.L. 104-193  
 Fund Type (MOF): N  
 Apprn. Account. No.: S-XX-227-K (5 of 11) S-XX-516-K

	<b>FY 2022-23 Estimated</b>	<b>FY 2023-24 Estimated</b>	<b>FY 2024-25 Estimated</b>	<b>FY 2025-26 Estimated</b>	<b>FY 2026-27 Estimated</b>	<b>FY 2027-28 Estimated</b>
A. Personal Services	148,000	148,000	148,000	148,000	148,000	148,000
B. Other Current Expenses	193,000	193,000	193,000	193,000	193,000	193,000
C. Equipment						
M. Motor Vehicles						
L. Leases	19,000	19,000	19,000	19,000	19,000	19,000
<b>TOTAL</b>	<b>360,000</b>	<b>360,000</b>	<b>360,000</b>	<b>360,000</b>	<b>360,000</b>	<b>360,000</b>

**Non-General Fund Cost Element Report  
for submittal to the 2023 Legislature**

Department: HMS  
 Name of fund: Employment and Training Program  
 Legal Authority: P.L. 99-198  
 Fund Type (MOF): N  
 Apprn. Account. No.: S-XX-227-K (7 of 11) S-XX-517-K

	<b>FY 2022-23 Estimated</b>	<b>FY 2023-24 Estimated</b>	<b>FY 2024-25 Estimated</b>	<b>FY 2025-26 Estimated</b>	<b>FY 2026-27 Estimated</b>	<b>FY 2027-28 Estimated</b>
A. Personal Services	16,823	16,823	16,823	16,823	16,823	16,823
B. Other Current Expenses						
C. Equipment						
M. Motor Vehicles						
L. Leases						
<b>TOTAL</b>	<b>16,823</b>	<b>16,823</b>	<b>16,823</b>	<b>16,823</b>	<b>16,823</b>	<b>16,823</b>

**Non-General Fund Cost Element Report  
for submittal to the 2023 Legislature**

Department: HMS  
 Name of fund: Medical Assistance Program  
 Legal Authority: Sec. 1102, 49 Stat.647 (42 U.S.C. 1302)  
 Fund Type (MOF): N  
 Apprn. Account. No.: S-XX-227-K ( 3 of 11 ) S-XX-518-K

	<b>FY 2022-23 Estimated</b>	<b>FY 2023-24 Estimated</b>	<b>FY 2024-25 Estimated</b>	<b>FY 2025-26 Estimated</b>	<b>FY 2026-27 Estimated</b>	<b>FY 2027-28 Estimated</b>
A. Personal Services						
B. Other Current Expenses	0	0	0	0	0	0
C. Equipment						
M. Motor Vehicles						
L. Leases						
<b>TOTAL</b>	0	0	0	0	0	0

**Non-General Fund Cost Element Report  
for submittal to the 2023 Legislature**

Department: HMS  
 Name of fund: Low-Income Home Energy Assistance Program  
 Legal Authority: P.L. 97-35  
 Fund Type (MOF): N  
 Apprn. Account. No.: S-XX-227-K ( 6 of 11 ) S-XX-519-K

	<b>FY 2022-23 Estimated</b>	<b>FY 2023-24 Estimated</b>	<b>FY 2024-25 Estimated</b>	<b>FY 2025-26 Estimated</b>	<b>FY 2026-27 Estimated</b>	<b>FY 2027-28 Estimated</b>
A. Personal Services	82,000	82,000	82,000	82,000	82,000	82,000
B. Other Current Expenses	326,500	326,500	326,500	326,500	326,500	326,500
C. Equipment	0	0	0	0	0	0
M. Motor Vehicles	0	0	0	0	0	0
L. Leases	1,500	1,500	1,500	1,500	1,500	1,500
<b>TOTAL</b>	<b>410,000</b>	<b>410,000</b>	<b>410,000</b>	<b>410,000</b>	<b>410,000</b>	<b>410,000</b>

**Non-General Fund Cost Element Report  
for submittal to the 2023 Legislature**

Department: HMS  
 Name of fund: SNAP - Obesity Prevention  
 Legal Authority: P.L. 111-296  
 Fund Type (MOF): N  
 Apprn. Account. No.: S-520-K (9 of 11)

	<b>FY 2022-23 Estimated</b>	<b>FY 2023-24 Estimated</b>	<b>FY 2024-25 Estimated</b>	<b>FY 2025-26 Estimated</b>	<b>FY 2026-27 Estimated</b>	<b>FY 2027-28 Estimated</b>
A. Personal Services						
B. Other Current Expenses	926,717	926,717	926,717	926,717	926,717	926,717
C. Equipment						
M. Motor Vehicles						
L. Leases						
<b>TOTAL</b>	<b>926,717</b>	<b>926,717</b>	<b>926,717</b>	<b>926,717</b>	<b>926,717</b>	<b>926,717</b>

**Non-General Fund Cost Element Report  
for submittal to the 2023 Legislature**

Department: HMS  
 Name of fund: Supplemental Nutrition Assistance Program  
 Legal Authority: SNAP Act 1964, Title 7, Chapter II, C  
 Fund Type (MOF): N  
 Apprn. Account. No.: S-XX-227-K

	<b>FY 2022-23 Estimated</b>	<b>FY 2023-24 Estimated</b>	<b>FY 2024-25 Estimated</b>	<b>FY 2025-26 Estimated</b>	<b>FY 2026-27 Estimated</b>	<b>FY 2027-28 Estimated</b>
A. Personal Services	2,199,139	2,199,139	2,199,139	2,199,139	2,199,139	2,199,139
B. Other Current Expenses	2,765,780	2,765,780	2,765,780	2,765,780	2,765,780	2,765,780
C. Equipment						
M. Motor Vehicles						
L. Leases	130,345	130,345	130,345	130,345	130,345	130,345
<b>TOTAL</b>	<b>5,095,264</b>	<b>5,095,264</b>	<b>5,095,264</b>	<b>5,095,264</b>	<b>5,095,264</b>	<b>5,095,264</b>



**Non-General Fund Cost Element Report  
for submittal to the 2023 Legislature**

Department: HMS  
 Name of fund: Refugee Resettlement Program  
 Legal Authority: Act 1980, SEC 414 (a) (6)  
 Fund Type (MOF): N  
 Apprn. Account. No.: S-XX-227-K ( 10 of 11 ) S-XX-228-K

	<b>FY 2022-23 Estimated</b>	<b>FY 2023-24 Estimated</b>	<b>FY 2024-25 Estimated</b>	<b>FY 2025-26 Estimated</b>	<b>FY 2026-27 Estimated</b>	<b>FY 2027-28 Estimated</b>
A. Personal Services						
B. Other Current Expenses						
C. Equipment						
M. Motor Vehicles						
L. Leases						
<b>TOTAL</b>	0	0	0	0	0	0

**Non-General Fund Cost Element Report  
for submittal to the 2023 Legislature**

Department: HMS  
 Name of fund: Temporary Assistance for Needy Families (TANF)  
 Legal Authority: Title II Section 201, P.L. 101-31 and P.L. 104-193  
 Fund Type (MOF): N  
 Apprn. Acct. Number: S-XX-227-K (4 of 11) S-XX-529-K

	<b>FY 2022-23 Estimated</b>	<b>FY 2023-24 Estimated</b>	<b>FY 2024-25 Estimated</b>	<b>FY 2025-26 Estimated</b>	<b>FY 2026-27 Estimated</b>	<b>FY 2027-28 Estimated</b>
A. Personal Services						
B. Other Current Expenses	47,000,000	47,000,000	47,000,000	47,000,000	47,000,000	47,000,000
C. Equipment						
M. Motor Vehicles						
L. Leases						
<b>TOTAL</b>	<b>47,000,000</b>	<b>47,000,000</b>	<b>47,000,000</b>	<b>47,000,000</b>	<b>47,000,000</b>	<b>47,000,000</b>

**Non-General Fund Cost Element Report  
for submittal to the 2023 Legislature**

Department: HMS  
 Name of fund: Public Assistance-Maintenance Assistance  
 Legal Authority: Title IV-A, 45 CFR Chapter II, P.L. 94-23  
 Fund Type (MOF): N  
 Apprn. Acct. Number: S-XX-227-K ( 1 of 11 ) S-XX-530-K

	<b>FY 2022-23 Estimated</b>	<b>FY 2023-24 Estimated</b>	<b>FY 2024-25 Estimated</b>	<b>FY 2025-26 Estimated</b>	<b>FY 2026-27 Estimated</b>	<b>FY 2027-28 Estimated</b>
A. Personal Services	252,000	252,000	252,000	252,000	252,000	252,000
B. Other Current Expenses	1,739,000	1,739,000	1,739,000	1,739,000	1,739,000	1,739,000
C. Equipment						
M. Motor Vehicles						
L. Leases	9,000	9,000	9,000	9,000	9,000	9,000
<b>TOTAL</b>	<b>2,000,000</b>	<b>2,000,000</b>	<b>2,000,000</b>	<b>2,000,000</b>	<b>2,000,000</b>	<b>2,000,000</b>

**Non-General Fund Cost Element Report  
for submittal to the 2023 Legislature**

Department: HMS  
 Name of fund: Public Assistance-Maintenance Assistance  
 Legal Authority: Title IV-A, 45 CFR Chapter II, P.L. 94-23  
 Fund Type (MOF): N  
 Apprn. Acct. Number: S-XX-227-K ( 8 of 11) S-XX-531-K

	<b>FY 2022-23 Estimated</b>	<b>FY 2023-24 Estimated</b>	<b>FY 2024-25 Estimated</b>	<b>FY 2025-26 Estimated</b>	<b>FY 2026-27 Estimated</b>	<b>FY 2027-28 Estimated</b>
A. Personal Services	100,000	100,000	100,000	100,000	100,000	100,000
B. Other Current Expenses						
C. Equipment						
M. Motor Vehicles						
L. Leases						
<b>TOTAL</b>	<b>100,000</b>	<b>100,000</b>	<b>100,000</b>	<b>100,000</b>	<b>100,000</b>	<b>100,000</b>

**Non-General Fund Cost Element Report  
for submittal to the 2023 Legislature**

Department: HMS  
 Name of fund: Temporary Assistance for Needy Families (TANF)  
 Legal Authority: Title II Section 201, P.L. 101-31 and P.L. 104-193  
 Fund Type (MOF): N  
 Apprn. Acct. Number: S-XX-227-K (11 of 11) S-XX-532-K

	<b>FY 2022-23 Estimated</b>	<b>FY 2023-24 Estimated</b>	<b>FY 2024-25 Estimated</b>	<b>FY 2025-26 Estimated</b>	<b>FY 2026-27 Estimated</b>	<b>FY 2027-28 Estimated</b>
A. Personal Services	572,000	572,000	572,000	572,000	572,000	572,000
B. Other Current Expenses	395,000	395,000	395,000	395,000	395,000	395,000
C. Equipment						
M. Motor Vehicles						
L. Leases	33,000	33,000	33,000	33,000	33,000	33,000
<b>TOTAL</b>	<b>1,000,000</b>	<b>1,000,000</b>	<b>1,000,000</b>	<b>1,000,000</b>	<b>1,000,000</b>	<b>1,000,000</b>

**Non-General Fund Cost Element Report  
for submittal to the 2023 Legislature**

Department: HMS  
 Name of fund: P-EBT Grants to State  
 Legal Authority: P.L. 117-2  
 Fund Type (MOF): P  
 Apprn. Account. No.: S-21-536-K

	<b>FY 2022-23 Estimated</b>	<b>FY 2023-24 Estimated</b>	<b>FY 2024-25 Estimated</b>	<b>FY 2025-26 Estimated</b>	<b>FY 2026-27 Estimated</b>	<b>FY 2027-28 Estimated</b>
A. Personal Services						
B. Other Current Expenses						
C. Equipment						
M. Motor Vehicles						
L. Leases						
<b>TOTAL</b>	-	-	-	-	-	-

**Non-General Fund Cost Element Report  
for submittal to the 2023 Legislature**

Department: HMS  
 Name of fund: SNAP FFIG  
 Legal Authority: P.L. 111-296  
 Fund Type (MOF): N  
 Apprn. Account. No.: S-XX-555-K (11 of 11a)

	<b>FY 2022-23 Estimated</b>	<b>FY 2023-24 Estimated</b>	<b>FY 2024-25 Estimated</b>	<b>FY 2025-26 Estimated</b>	<b>FY 2026-27 Estimated</b>	<b>FY 2027-28 Estimated</b>
A. Personal Services						
B. Other Current Expenses	0	0	0	0	0	0
C. Equipment						
M. Motor Vehicles						
L. Leases						
<b>TOTAL</b>	0	0	0	0	0	0

**Non-General Fund Cost Element Report  
for submittal to the 2023 Legislature**

Department: HMS  
 Name of fund: SNAP SAE Mass Change  
 Legal Authority: PL 116-260  
 Fund Type (MOF): N  
 Apprn. Account. No.: S-21-559 (11 of 11b)

	<b>FY 2022-23 Estimated</b>	<b>FY 2023-24 Estimated</b>	<b>FY 2024-25 Estimated</b>	<b>FY 2025-26 Estimated</b>	<b>FY 2026-27 Estimated</b>	<b>FY 2027-28 Estimated</b>
A. Personal Services						
B. Other Current Expenses	0	0	0	0	0	0
C. Equipment						
M. Motor Vehicles						
L. Leases						
<b>TOTAL</b>	<b>0</b>	<b>0</b>	<b>0</b>	<b>0</b>	<b>0</b>	<b>0</b>



**Non-General Fund Cost Element Report  
for submittal to the 2023 Legislature**

Department: HMS  
 Name of fund: TANF Pandemic Emergency Assistance Funds  
 Legal Authority: Title IV-A, 45 CFR Chapter II, P.L. 94-23  
 Fund Type (MOF): N  
 Apprn. Account. No.: S-21-560-K

	<b>FY 2022-23 Estimated</b>	<b>FY 2023-24 Estimated</b>	<b>FY 2024-25 Estimated</b>	<b>FY 2025-26 Estimated</b>	<b>FY 2026-27 Estimated</b>	<b>FY 2027-28 Estimated</b>
A. Personal Services						
B. Other Current Expenses						
C. Equipment						
M. Motor Vehicles						
L. Leases						
<b>TOTAL</b>	0	0	0	0	0	0

**Non-General Fund Cost Element Report  
for submittal to the 2023 Legislature**

Department: HMS  
 Name of fund: P-EBT Grants to State  
 Legal Authority: P.L. 117-2  
 Fund Type (MOF): P  
 Apprn. Account. No.: S-21-571-K

	<b>FY 2022-23 Estimated</b>	<b>FY 2023-24 Estimated</b>	<b>FY 2024-25 Estimated</b>	<b>FY 2025-26 Estimated</b>	<b>FY 2026-27 Estimated</b>	<b>FY 2027-28 Estimated</b>
A. Personal Services						
B. Other Current Expenses	1,970,842					
C. Equipment						
M. Motor Vehicles						
L. Leases						
<b>TOTAL</b>	1,970,842	-	-	-	-	-

**Non-General Fund Cost Element Report  
for submittal to the 2023 Legislature**

Department: HMS  
 Name of Fund: Disability Determination Branch  
 Legal Authority: Social Security Act, Title II 1954 and Title XVI 1972  
 Fund Type (MOF): N  
 Appropriation Account Number: S-238-K

	<b>FY 2022-23 Estimated</b>	<b>FY 2023-24 Estimated</b>	<b>FY 2024-25 Estimated</b>	<b>FY 2025-26 Estimated</b>	<b>FY 2026-27 Estimated</b>	<b>FY 2027-28 Estimated</b>
A. Personal Services	3,513,584	3,513,584	3,513,584	3,513,584	3,513,584	3,513,584
B. Other Current Expenses	3,848,416	3,848,416	3,848,416	3,848,416	3,848,416	3,848,416
C. Equipment	0	0	0	0	0	0
M. Motor Vehicles	0	0	0	0	0	0
L. Leases	0	0	0	0	0	0
<b>TOTAL</b>	<b>7,362,000</b>	<b>7,362,000</b>	<b>7,362,000</b>	<b>7,362,000</b>	<b>7,362,000</b>	<b>7,362,000</b>

**Non-General Fund Cost Element Report  
for submittal to the 2023 Legislature**

Department: HMS  
 Name of Fund: Social Security Program Income  
 Legal Authority: P.L. 97-35 OBRA 1981  
 Fund Type (MOF): N  
 Appropriation Account Number: S-241-K, S-282-K

	<b>FY 2022-23 Estimated</b>	<b>FY 2023-24 Estimated</b>	<b>FY 2024-25 Estimated</b>	<b>FY 2025-26 Estimated</b>	<b>FY 2026-27 Estimated</b>	<b>FY 2027-28 Estimated</b>
A. Personal Services						
B. Other Current Expenses	592,323	800,000	800,000	800,000	800,000	800,000
C. Equipment						
M. Motor Vehicles						
L. Leases						
<b>TOTAL</b>	<b>592,323</b>	<b>800,000</b>	<b>800,000</b>	<b>800,000</b>	<b>800,000</b>	<b>800,000</b>

**Non-General Fund Cost Element Report  
for submittal to the 2023 Legislature**

Department: HMS  
 Name of Fund: Rehabilitation Services - Basic State Grant  
 Legal Authority: P.L. 95-602  
 Fund Type (MOF): N  
 Appropriation Account Number: S-282-K, S-547-K

	<b>FY 2022-23 Estimated</b>	<b>FY 2023-24 Estimated</b>	<b>FY 2024-25 Estimated</b>	<b>FY 2025-26 Estimated</b>	<b>FY 2026-27 Estimated</b>	<b>FY 2027-28 Estimated</b>
A. Personal Services	6,177,122	6,177,122	6,177,122	6,177,122	6,177,122	6,177,122
B. Other Current Expenses	4,659,935	4,659,935	4,659,935	4,659,935	4,659,935	4,659,935
C. Equipment						
M. Motor Vehicles						
L. Leases						
<b>TOTAL</b>	<b>10,837,057</b>	<b>10,837,057</b>	<b>10,837,057</b>	<b>10,837,057</b>	<b>10,837,057</b>	<b>10,837,057</b>

**Non-General Fund Cost Element Report  
for submittal to the 2023 Legislature**

Department: HMS  
 Name of Fund: Independent Living  
 Legal Authority: P.L. 99-506  
 Fund Type (MOF): N  
 Appropriation Account Number: S-293-K

	<b>FY 2022-23 Estimated</b>	<b>FY 2023-24 Estimated</b>	<b>FY 2024-25 Estimated</b>	<b>FY 2025-26 Estimated</b>	<b>FY 2026-27 Estimated</b>	<b>FY 2027-28 Estimated</b>
A. Personal Services						
B. Other Current Expenses	383,803	383,803	383,803	400,000	400,000	400,000
C. Equipment						
M. Motor Vehicles						
L. Leases						
<b>TOTAL</b>	<b>383,803</b>	<b>383,803</b>	<b>383,803</b>	<b>400,000</b>	<b>400,000</b>	<b>400,000</b>

**Non-General Fund Cost Element Report  
for submittal to the 2023 Legislature**

Department: HMS  
 Name of Fund: Independent Living Services for Older Individuals Who Are Blind (IL-OIB)  
 Legal Authority: Rehabilitation Act of 1973  
 Fund Type (MOF): N  
 Appropriation Account Number: S-294-K

	<b>FY 2022-23 Estimated</b>	<b>FY 2023-24 Estimated</b>	<b>FY 2024-25 Estimated</b>	<b>FY 2025-26 Estimated</b>	<b>FY 2026-27 Estimated</b>	<b>FY 2027-28 Estimated</b>
A. Personal Services	200,000	200,000	200,000	200,000	200,000	200,000
B. Other Current Expenses	25,000	25,000	25,000	25,000	25,000	25,000
C. Equipment						
M. Motor Vehicles						
L. Leases						
<b>TOTAL</b>	<b>225,000</b>	<b>225,000</b>	<b>225,000</b>	<b>225,000</b>	<b>225,000</b>	<b>225,000</b>

**Non-General Fund Cost Element Report  
for submittal to the 2023 Legislature**

Department: HMS  
 Name of Fund: Supported Employment State Grants  
 Legal Authority: P.L. 99-506  
 Fund Type (MOF): N  
 Appropriation Account Number: S-295-K, S-548-K

	<b>FY 2022-23 Estimated</b>	<b>FY 2023-24 Estimated</b>	<b>FY 2024-25 Estimated</b>	<b>FY 2025-26 Estimated</b>	<b>FY 2026-27 Estimated</b>	<b>FY 2027-28 Estimated</b>
A. Personal Services						
B. Other Current Expenses	53,699	53,699	53,699	60,000	60,000	60,000
C. Equipment						
M. Motor Vehicles						
L. Leases						
<b>TOTAL</b>	<b>53,699</b>	<b>53,699</b>	<b>53,699</b>	<b>60,000</b>	<b>60,000</b>	<b>60,000</b>



**Non-General Fund Cost Element Report  
for submittal to the 2023 Legislature**

Department: HMS  
 Name of Fund: Assistive Technology State Grant Program  
 Legal Authority: P.L. 100-407  
 Fund Type (MOF): N  
 Appropriation Account Number: S-297-K

	<b>FY 2022-23 Estimated</b>	<b>FY 2023-24 Estimated</b>	<b>FY 2024-25 Estimated</b>	<b>FY 2025-26 Estimated</b>	<b>FY 2026-27 Estimated</b>	<b>FY 2027-28 Estimated</b>
A. Personal Services						
B. Other Current Expenses	476,885	476,885	476,885	500,000	500,000	500,000
C. Equipment						
M. Motor Vehicles						
L. Leases						
<b>TOTAL</b>	<b>476,885</b>	<b>476,885</b>	<b>476,885</b>	<b>500,000</b>	<b>500,000</b>	<b>500,000</b>

**Non-General Fund Cost Element Report  
for submittal to the 2023 Legislature**

Department: HMS  
 Name of Fund: Rehabilitation Training (Grant Closed 9/3/2015)  
 Legal Authority: P.L. 93-112  
 Fund Type (MOF): N  
 Appropriation Account Number: S-298-K

	<b>FY 2022-23 Estimated</b>	<b>FY 2023-24 Estimated</b>	<b>FY 2024-25 Estimated</b>	<b>FY 2025-26 Estimated</b>	<b>FY 2026-27 Estimated</b>	<b>FY 2027-28 Estimated</b>
A. Personal Services						
B. Other Current Expenses	0	0	0	0	0	0
C. Equipment						
M. Motor Vehicles						
L. Leases						
<b>TOTAL</b>	0	0	0	0	0	0

**Non-General Fund Cost Element Report  
for submittal to the 2023 Legislature**

Department: HMS  
 Name of Fund: Randolph-Sheppard Financial Relief and Restoration Payments (Grant CLOSED 6/30/2022)  
 Legal Authority: P.L. 93-516 II Randolph Sheppard Act  
 Fund Type (MOF): P  
 Appropriation Account Number: S-564-K

	<b>FY 2022-23 Estimated</b>	<b>FY 2023-24 Estimated</b>	<b>FY 2024-25 Estimated</b>	<b>FY 2025-26 Estimated</b>	<b>FY 2026-27 Estimated</b>	<b>FY 2027-28 Estimated</b>
A. Personal Services						
B. Other Current Expenses	0	0	0	0	0	0
C. Equipment						
M. Motor Vehicles						
L. Leases						
<b>TOTAL</b>	0	0	0	0	0	0

**Non-General Fund Cost Element Report  
for submittal to the 2023 Legislature**

Department: HMS  
 Name of Fund: Health Care Payments  
 Legal Authority: 42CFR 431 10  
 Fund Type (MOF): N  
 Apprn. Account. No.: S-229-K

	<b>FY 2022-23 Estimated</b>	<b>FY 2023-24 Estimated</b>	<b>FY 2024-25 Estimated</b>	<b>FY 2025-26 Estimated</b>	<b>FY 2026-27 Estimated</b>	<b>FY 2027-28 Estimated</b>
A. Personal Services						
B. Other Current Expenses	1,450,000,000	1,450,000,000	1,450,000,000	1,450,000,000	1,450,000,000	1,450,000,000
C. Equipment						
M. Motor Vehicles						
L. Leases						
<b>TOTAL</b>	<b>1,450,000,000</b>	<b>1,450,000,000</b>	<b>1,450,000,000</b>	<b>1,450,000,000</b>	<b>1,450,000,000</b>	<b>1,450,000,000</b>

**Non-General Fund Cost Element Report  
for submittal to the 2023 Legislature**

Department: HMS  
 Name of Fund: Health Care Payments  
 Legal Authority: 42CFR 431 10  
 Fund Type (MOF): N  
 Apprn. Account. No.: S-290-K

	<b>FY 2022-23 Estimated</b>	<b>FY 2023-24 Estimated</b>	<b>FY 2024-25 Estimated</b>	<b>FY 2025-26 Estimated</b>	<b>FY 2026-27 Estimated</b>	<b>FY 2027-28 Estimated</b>
A. Personal Services						
B. Other Current Expenses	27,151,432	23,688,353	23,688,353	23,688,353	23,688,353	23,688,353
C. Equipment						
M. Motor Vehicles						
L. Leases						
<b>TOTAL</b>	<b>27,151,432</b>	<b>23,688,353</b>	<b>23,688,353</b>	<b>23,688,353</b>	<b>23,688,353</b>	<b>23,688,353</b>

**Non-General Fund Cost Element Report  
for submittal to the 2023 Legislature**

Department: HMS  
 Name of Fund: Hospital Sustainability Special Fund  
 Legal Authority: Section 346G-4, HRS  
 Fund Type (MOF): B  
 Apprn. Account. No.: S-378-K

	<b>FY 2022-23 Estimated</b>	<b>FY 2023-24 Estimated</b>	<b>FY 2024-25 Estimated</b>	<b>FY 2025-26 Estimated</b>	<b>FY 2026-27 Estimated</b>	<b>FY 2027-28 Estimated</b>
A. Personal Services						
B. Other Current Expenses	97,298,343	100,000,000	100,000,000	100,000,000	100,000,000	100,000,000
C. Equipment						
M. Motor Vehicles						
L. Leases						
<b>TOTAL</b>	<b>97,298,343</b>	<b>100,000,000</b>	<b>100,000,000</b>	<b>100,000,000</b>	<b>100,000,000</b>	<b>100,000,000</b>

**Non-General Fund Cost Element Report  
for submittal to the 2023 Legislature**

Department: HMS  
 Name of Fund: Nursing Facility Sustainability Special Fund  
 Legal Authority: Section 346F-4, HRS  
 Fund Type (MOF): B  
 Apprn. Account. No.: S-379-K/S-373-K

	<b>FY 2022-23 Estimated</b>	<b>FY 2023-24 Estimated</b>	<b>FY 2024-25 Estimated</b>	<b>FY 2025-26 Estimated</b>	<b>FY 2026-27 Estimated</b>	<b>FY 2027-28 Estimated</b>
A. Personal Services						
B. Other Current Expenses	21,675,401	20,000,000	20,000,000	20,000,000	20,000,000	20,000,000
C. Equipment						
M. Motor Vehicles						
L. Leases						
<b>TOTAL</b>	<b>21,675,401</b>	<b>20,000,000</b>	<b>20,000,000</b>	<b>20,000,000</b>	<b>20,000,000</b>	<b>20,000,000</b>

**Non-General Fund Cost Element Report  
for submittal to the 2023 Legislature**

Department: HMS  
 Name of Fund: Health Care Payments  
 Legal Authority: 42CFR 431 10  
 Fund Type (MOF): N  
 Apprn. Account. No.: S-233-K

	<b>FY 2022-23 Estimated</b>	<b>FY 2023-24 Estimated</b>	<b>FY 2024-25 Estimated</b>	<b>FY 2025-26 Estimated</b>	<b>FY 2026-27 Estimated</b>	<b>FY 2027-28 Estimated</b>
A. Personal Services	7,500,000	7,500,000	7,500,000	7,500,000	7,500,000	7,500,000
B. Other Current Expenses	42,500,000	42,500,000	42,500,000	42,500,000	42,500,000	42,500,000
C. Equipment						
M. Motor Vehicles						
L. Leases						
<b>TOTAL</b>	<b>50,000,000</b>	<b>50,000,000</b>	<b>50,000,000</b>	<b>50,000,000</b>	<b>50,000,000</b>	<b>50,000,000</b>



**Non-General Fund Cost Element Report  
for submittal to the 2023 Legislature**

Department: HMS  
 Name of Fund: Health Care Payments  
 Legal Authority: 42CFR 431 10  
 Fund Type (MOF): N  
 Apprn. Account. No.: S-237-K

	<b>FY 2022-23 Estimated</b>	<b>FY 2023-24 Estimated</b>	<b>FY 2024-25 Estimated</b>	<b>FY 2025-26 Estimated</b>	<b>FY 2026-27 Estimated</b>	<b>FY 2027-28 Estimated</b>
A. Personal Services						
B. Other Current Expenses	1,800,000	1,800,000	1,800,000	1,800,000	1,800,000	1,800,000
C. Equipment						
M. Motor Vehicles						
L. Leases						
<b>TOTAL</b>	<b>1,800,000</b>	<b>1,800,000</b>	<b>1,800,000</b>	<b>1,800,000</b>	<b>1,800,000</b>	<b>1,800,000</b>

**Non-General Fund Cost Element Report  
for submittal to the 2023 Legislature**

Department: HMS  
 Name of Fund: Health Care Payments  
 Legal Authority: 42CFR 431 10  
 Fund Type (MOF): N  
 Apprn. Account. No.: S-243-K

	<b>FY 2022-23 Estimated</b>	<b>FY 2023-24 Estimated</b>	<b>FY 2024-25 Estimated</b>	<b>FY 2025-26 Estimated</b>	<b>FY 2026-27 Estimated</b>	<b>FY 2027-28 Estimated</b>
A. Personal Services						
B. Other Current Expenses	1,000,000	1,000,000	1,000,000	1,000,000	1,000,000	1,000,000
C. Equipment						
M. Motor Vehicles						
L. Leases						
<b>TOTAL</b>	<b>1,000,000</b>	<b>1,000,000</b>	<b>1,000,000</b>	<b>1,000,000</b>	<b>1,000,000</b>	<b>1,000,000</b>

**Non-General Fund Cost Element Report  
for submittal to the 2023 Legislature**

Department: HMS  
 Name of Fund: Health Care Payments  
 Legal Authority: 42CFR 431 10  
 Fund Type (MOF): N  
 Apprn. Account. No.: S-544-K

	<b>FY 2022-23 Estimated</b>	<b>FY 2023-24 Estimated</b>	<b>FY 2024-25 Estimated</b>	<b>FY 2025-26 Estimated</b>	<b>FY 2026-27 Estimated</b>	<b>FY 2027-28 Estimated</b>
A. Personal Services						
B. Other Current Expenses	1,500,000	1,500,000	1,500,000	1,500,000	1,500,000	1,500,000
C. Equipment						
M. Motor Vehicles						
L. Leases						
<b>TOTAL</b>	<b>1,500,000</b>	<b>1,500,000</b>	<b>1,500,000</b>	<b>1,500,000</b>	<b>1,500,000</b>	<b>1,500,000</b>

**Non-General Fund Cost Element Report  
for submittal to the 2023 Legislature**

Department:	<u>Department of Human Services</u>
Name of fund:	<u>Temporary Assistance for Needy Families</u>
Legal Authority:	<u>Title IV-A, Social Security Act</u>
Fund Type (MOF):	<u>N</u>
Apprn. Account. No.:	<u>S-574-K</u>

	<b>FY 2022-23 Estimated</b>	<b>FY 2023-24 Estimated</b>	<b>FY 2024-25 Estimated</b>	<b>FY 2025-26 Estimated</b>	<b>FY 2026-27 Estimated</b>	<b>FY 2027-28 Estimated</b>
A. Personal Services						
B. Other Current Expenses	3,325,720	3,325,720	3,325,720	3,325,720	3,325,720	3,325,720
C. Equipment						
M. Motor Vehicles						
L. Leases						
<b>TOTAL</b>	<b>3,325,720</b>	<b>3,325,720</b>	<b>3,325,720</b>	<b>3,325,720</b>	<b>3,325,720</b>	<b>3,325,720</b>

**Non-General Fund Cost Element Report  
for submittal to the 2023 Legislature**

Department:	<u>Department of Human Services</u>
Name of fund:	<u>Chafee Foster Care Program-CAA Act</u>
Legal Authority:	<u>P.L. 116-260</u>
Fund Type (MOF):	<u>N</u>
Apprn. Account. No.:	<u>S-537-K</u>

	<b>FY 2022-23 Estimated</b>	<b>FY 2023-24 Estimated</b>	<b>FY 2024-25 Estimated</b>	<b>FY 2025-26 Estimated</b>	<b>FY 2026-27 Estimated</b>	<b>FY 2027-28 Estimated</b>
A. Personal Services						
B. Other Current Expenses	0	0	0	0	0	0
C. Equipment						
M. Motor Vehicles						
L. Leases						
<b>TOTAL</b>	0	0	0	0	0	0

**Non-General Fund Cost Element Report  
for submittal to the 2023 Legislature**

Department:	<u>Department of Human Services</u>
Name of fund:	Child Welfare Services-Disaster Relief Act of 2019
Legal Authority:	P.L. 116-20
Fund Type (MOF):	N
Apprn. Account. No.:	<b>S-271-K</b>

	<b>FY 2022-23 Estimated</b>	<b>FY 2023-24 Estimated</b>	<b>FY 2024-25 Estimated</b>	<b>FY 2025-26 Estimated</b>	<b>FY 2026-27 Estimated</b>	<b>FY 2027-28 Estimated</b>
A. Personal Services						
B. Other Current Expenses	0	0	0	0	0	0
C. Equipment						
M. Motor Vehicles						
L. Leases						
<b>TOTAL</b>	0	0	0	0	0	0

**Non-General Fund Cost Element Report  
for submittal to the 2023 Legislature**

Department:	<u>Department of Human Services</u>
Name of fund:	<u>Coronavirus Aid, Relief, and Economic Security Act (Cares ACT)</u>
Legal Authority:	<u>Legal Authority: Public Law 116-136 Title VIII</u>
Fund Type (MOF):	<u>N</u>
Apprn. Account. No.:	<u>S-250-K</u>

	<b>FY 2022-23 Estimated</b>	<b>FY 2023-24 Estimated</b>	<b>FY 2024-25 Estimated</b>	<b>FY 2025-26 Estimated</b>	<b>FY 2026-27 Estimated</b>	<b>FY 2027-28 Estimated</b>
A. Personal Services						
B. Other Current Expenses	0	0	0	0	0	0
C. Equipment						
M. Motor Vehicles						
L. Leases						
<b>TOTAL</b>	0	0	0	0	0	0

**Non-General Fund Cost Element Report  
for submittal to the 2023 Legislature**

Department:	<u>Department of Human Services</u>
Name of fund:	<u>Social Services Block Grant</u>
Legal Authority:	<u>P.L. 93-647 Title XX SSA</u>
Fund Type (MOF):	<u>N</u>
Apprn. Account. No.:	<u>S-207-K</u>

	<b>FY 2022-23 Estimated</b>	<b>FY 2023-24 Estimated</b>	<b>FY 2024-25 Estimated</b>	<b>FY 2025-26 Estimated</b>	<b>FY 2026-27 Estimated</b>	<b>FY 2027-28 Estimated</b>
A. Personal Services	2,313,693	2,313,693	2,313,693	2,313,693	2,313,693	2,313,693
B. Other Current Expenses	4,195,846	3,518,486	3,518,486	3,518,486	3,518,486	3,518,486
C. Equipment						
M. Motor Vehicles						
L. Leases						
<b>TOTAL</b>	<b>6,509,539</b>	<b>5,832,179</b>	<b>5,832,179</b>	<b>5,832,179</b>	<b>5,832,179</b>	<b>5,832,179</b>



**Non-General Fund Cost Element Report  
for submittal to the 2023 Legislature**

Department:	<u>Department of Human Services</u>
Name of fund:	<u>Family First Prevention Services Act</u>
Legal Authority:	<u>Title IVB, Social Security Act</u>
Fund Type (MOF):	<u>N</u>
Apprn. Account. No.:	<u>S-208-K</u>

	<b>FY 2022-23 Estimated</b>	<b>FY 2023-24 Estimated</b>	<b>FY 2024-25 Estimated</b>	<b>FY 2025-26 Estimated</b>	<b>FY 2026-27 Estimated</b>	<b>FY 2027-28 Estimated</b>
A. Personal Services						
B. Other Current Expenses	715,723					
C. Equipment						
M. Motor Vehicles						
L. Leases						
<b>TOTAL</b>	715,723	0	0	0	0	0

**Non-General Fund Cost Element Report  
for submittal to the 2023 Legislature**

Department:	<u>Department of Human Services</u>
Name of fund:	<u>Child Welfare Services</u>
Legal Authority:	<u>Title IVB, Social Security Act</u>
Fund Type (MOF):	<u>N</u>
Apprn. Account. No.:	<u>S-211-K</u>

	<b>FY 2022-23 Estimated</b>	<b>FY 2023-24 Estimated</b>	<b>FY 2024-25 Estimated</b>	<b>FY 2025-26 Estimated</b>	<b>FY 2026-27 Estimated</b>	<b>FY 2027-28 Estimated</b>
A. Personal Services						
B. Other Current Expenses	200,000	200,000	200,000	200,000	200,000	200,000
C. Equipment						
M. Motor Vehicles						
L. Leases						
<b>TOTAL</b>	<b>200,000</b>	<b>200,000</b>	<b>200,000</b>	<b>200,000</b>	<b>200,000</b>	<b>200,000</b>

**Non-General Fund Cost Element Report  
for submittal to the 2023 Legislature**

Department:	<u>Department of Human Services</u>
Name of fund:	<u>Education &amp; Training Vouchers Title IV-E</u>
Legal Authority:	<u>P.L. 92-272</u>
Fund Type (MOF):	<u>N</u>
Apprn. Account. No.:	<u>S-239-K</u>

	<b>FY 2022-23 Estimated</b>	<b>FY 2023-24 Estimated</b>	<b>FY 2024-25 Estimated</b>	<b>FY 2025-26 Estimated</b>	<b>FY 2026-27 Estimated</b>	<b>FY 2027-28 Estimated</b>
A. Personal Services						
B. Other Current Expenses	288,509	288,509	288,509	288,509	288,509	288,509
C. Equipment						
M. Motor Vehicles						
L. Leases						
<b>TOTAL</b>	288,509	288,509	288,509	288,509	288,509	288,509

**Non-General Fund Cost Element Report  
for submittal to the 2023 Legislature**

Department:	<u>Department of Human Services</u>
Name of fund:	<u>Stephanie Tubbs Jones Child Welfare Services</u>
Legal Authority:	<u>Title IVB, Social Security Act</u>
Fund Type (MOF):	<u>N</u>
Apprn. Account. No.:	<u>S-240-K</u>

	<b>FY 2022-23 Estimated</b>	<b>FY 2023-24 Estimated</b>	<b>FY 2024-25 Estimated</b>	<b>FY 2025-26 Estimated</b>	<b>FY 2026-27 Estimated</b>	<b>FY 2027-28 Estimated</b>
A. Personal Services						
B. Other Current Expenses	982,130	982,130	982,130	982,130	982,130	982,130
C. Equipment						
M. Motor Vehicles						
L. Leases						
<b>TOTAL</b>	<b>982,130</b>	<b>982,130</b>	<b>982,130</b>	<b>982,130</b>	<b>982,130</b>	<b>982,130</b>

**Non-General Fund Cost Element Report  
for submittal to the 2023 Legislature**

Department:	<u>Department of Human Services</u>
Name of fund:	<u>Child Abuse Prevention &amp; Treatment Act</u>
Legal Authority:	P.L. 100-294
Fund Type (MOF):	<u>N</u>
Apprn. Account. No.:	<u>S-242-K</u>

	<b>FY 2022-23 Estimated</b>	<b>FY 2023-24 Estimated</b>	<b>FY 2024-25 Estimated</b>	<b>FY 2025-26 Estimated</b>	<b>FY 2026-27 Estimated</b>	<b>FY 2027-28 Estimated</b>
A. Personal Services						
B. Other Current Expenses	163,309	163,309	163,309	163,309	163,309	163,309
C. Equipment						
M. Motor Vehicles						
L. Leases						
<b>TOTAL</b>	<b>163,309</b>	<b>163,309</b>	<b>163,309</b>	<b>163,309</b>	<b>163,309</b>	<b>163,309</b>

**Non-General Fund Cost Element Report  
for submittal to the 2023 Legislature**

Department:	<u>Department of Human Services</u>
Name of fund:	<u>Caseworker Visits-Promoting Safe &amp; Stable Families</u>
Legal Authority:	<u>Title IVB, Social Security Act</u>
Fund Type (MOF):	<u>N</u>
Apprn. Account. No.:	<u><b>S-246-K</b></u>

	<b>FY 2022-23 Estimated</b>	<b>FY 2023-24 Estimated</b>	<b>FY 2024-25 Estimated</b>	<b>FY 2025-26 Estimated</b>	<b>FY 2026-27 Estimated</b>	<b>FY 2027-28 Estimated</b>
A. Personal Services						
B. Other Current Expenses	69,017	69,017	69,017	69,017	69,017	69,017
C. Equipment						
M. Motor Vehicles						
L. Leases						
<b>TOTAL</b>	<b>69,017</b>	<b>69,017</b>	<b>69,017</b>	<b>69,017</b>	<b>69,017</b>	<b>69,017</b>

**Non-General Fund Cost Element Report  
for submittal to the 2023 Legislature**

Department:	<u>Department of Human Services</u>
Name of fund:	<u>Promoting Safe and Stable Families</u>
Legal Authority:	<u>Title IVB, Social Security Act</u>
Fund Type (MOF):	<u>N</u>
Apprn. Account. No.:	<u>S-247-K</u>

	<b>FY 2022-23 Estimated</b>	<b>FY 2023-24 Estimated</b>	<b>FY 2024-25 Estimated</b>	<b>FY 2025-26 Estimated</b>	<b>FY 2026-27 Estimated</b>	<b>FY 2027-28 Estimated</b>
A. Personal Services						
B. Other Current Expenses	720,476	720,476	720,476	720,476	720,476	720,476
C. Equipment						
M. Motor Vehicles						
L. Leases						
<b>TOTAL</b>	<b>720,476</b>	<b>720,476</b>	<b>720,476</b>	<b>720,476</b>	<b>720,476</b>	<b>720,476</b>

**Non-General Fund Cost Element Report  
for submittal to the 2023 Legislature**

Name of fund: Independent Living Program Title IV-E of SSA  
 Legal Authority: P. L. 92-272 Title IVE, Section 477  
 Fund Type (MOF): N  
**Apprn. Account. No.:** S-248-K

	<b>FY 2022-23 Estimated</b>	<b>FY 2023-24 Estimated</b>	<b>FY 2024-25 Estimated</b>	<b>FY 2025-26 Estimated</b>	<b>FY 2026-27 Estimated</b>	<b>FY 2027-28 Estimated</b>
A. Personal Services						
B. Other Current Expenses	452,120	452,120	452,120	452,120	452,120	452,120
C. Equipment						
M. Motor Vehicles						
L. Leases						
<b>TOTAL</b>	452,120	452,120	452,120	452,120	452,120	452,120



**Non-General Fund Cost Element Report  
for submittal to the 2023 Legislature**

Name of fund:	<u>Foster Care Program</u>
Legal Authority:	<u>Title IV-E, Social Security Act</u>
Fund Type (MOF):	<u>N</u>
Apprn. Account. No.:	<u>S-249-K</u>

	<b>FY 2022-23 Estimated</b>	<b>FY 2023-24 Estimated</b>	<b>FY 2024-25 Estimated</b>	<b>FY 2025-26 Estimated</b>	<b>FY 2026-27 Estimated</b>	<b>FY 2027-28 Estimated</b>
A. Personal Services						
B. Other Current Expenses	15,471,180	15,471,180	15,471,180	15,471,180	15,471,180	15,471,180
C. Equipment						
M. Motor Vehicles						
L. Leases						
<b>TOTAL</b>	<b>15,471,180</b>	<b>15,471,180</b>	<b>15,471,180</b>	<b>15,471,180</b>	<b>15,471,180</b>	<b>15,471,180</b>

**Non-General Fund Cost Element Report  
for submittal to the 2023 Legislature**

Department:	<u>Department of Human Services</u>
Name of fund:	<u>Adoption Assistance Program</u>
Legal Authority:	<u>Title IV-E, Social Security Act</u>
Fund Type (MOF):	<u>N</u>
Apprn. Account. No.:	<u>S-255-K</u>


	<b>FY 2022-23 Estimated</b>	<b>FY 2023-24 Estimated</b>	<b>FY 2024-25 Estimated</b>	<b>FY 2025-26 Estimated</b>	<b>FY 2026-27 Estimated</b>	<b>FY 2027-28 Estimated</b>
A. Personal Services						
B. Other Current Expenses	1,169,611	1,169,611	1,169,611	1,169,611	1,169,611	1,169,611
C. Equipment						
M. Motor Vehicles						
L. Leases						
<b>TOTAL</b>	<b>1,169,611</b>	<b>1,169,611</b>	<b>1,169,611</b>	<b>1,169,611</b>	<b>1,169,611</b>	<b>1,169,611</b>

**Non-General Fund Cost Element Report  
for submittal to the 2023 Legislature**



	<b>FY 2022-23 Estimated</b>	<b>FY 2023-24 Estimated</b>	<b>FY 2024-25 Estimated</b>	<b>FY 2025-26 Estimated</b>	<b>FY 2026-27 Estimated</b>	<b>FY 2027-28 Estimated</b>
A. Personal Services						
B. Other Current Expenses	797,424	797,424	797,424	0	0	0
C. Equipment						
M. Motor Vehicles						
L. Leases						
<b>TOTAL</b>	<b>797,424</b>	<b>797,424</b>	<b>797,424</b>	<b>0</b>	<b>0</b>	<b>0</b>

**Non-General Fund Cost Element Report  
for submittal to the 2023 Legislature**



	<b>FY 2022-23 Estimated</b>	<b>FY 2023-24 Estimated</b>	<b>FY 2024-25 Estimated</b>	<b>FY 2025-26 Estimated</b>	<b>FY 2026-27 Estimated</b>	<b>FY 2027-28 Estimated</b>
A. Personal Services						
B. Other Current Expenses	465,000	465,000	465,000	465,000	465,000	465,000
C. Equipment						
M. Motor Vehicles						
L. Leases						
<b>TOTAL</b>	<b>465,000</b>	<b>465,000</b>	<b>465,000</b>	<b>465,000</b>	<b>465,000</b>	<b>465,000</b>

**Non-General Fund Cost Element Report  
for submittal to the 2023 Legislature**

Department:	<u>Department of Human Services</u>
Name of fund:	<u>Promoting Safe &amp; Stable Families=CAA Act</u>
Legal Authority:	<u>P.L. 116-260</u>
Fund Type (MOF):	<u>N</u>
Apprn. Account. No.:	<u>S-281-K</u>

	<b>FY 2022-23 Estimated</b>	<b>FY 2023-24 Estimated</b>	<b>FY 2024-25 Estimated</b>	<b>FY 2025-26 Estimated</b>	<b>FY 2026-27 Estimated</b>	<b>FY 2027-28 Estimated</b>
A. Personal Services						
B. Other Current Expenses	265,125	0	0	0	0	0
C. Equipment						
M. Motor Vehicles						
L. Leases						
<b>TOTAL</b>	265,125	0	0	0	0	0

**Non-General Fund Cost Element Report  
for submittal to the 2023 Legislature**

Department:	<u>Department of Human Services</u>
Name of fund:	<u>Family Violence Prevention Battered Women</u>
Legal Authority:	P.L. 100-294
Fund Type (MOF):	<u>N</u>
Apprn. Account. No.:	<u>S-284-K</u>

	<b>FY 2022-23 Estimated</b>	<b>FY 2023-24 Estimated</b>	<b>FY 2024-25 Estimated</b>	<b>FY 2025-26 Estimated</b>	<b>FY 2026-27 Estimated</b>	<b>FY 2027-28 Estimated</b>
A. Personal Services						
B. Other Current Expenses	908,176	908,176	908,176	908,176	908,176	908,176
C. Equipment						
M. Motor Vehicles						
L. Leases						
<b>TOTAL</b>	<b>908,176</b>	<b>908,176</b>	<b>908,176</b>	<b>908,176</b>	<b>908,176</b>	<b>908,176</b>

**Non-General Fund Cost Element Report  
for submittal to the 2023 Legislature**

Department:	<u>Department of Human Services</u>
Name of fund:	<u>Chafee Foster Care Program-CAA Act</u>
Legal Authority:	<u>P.L. 116-260</u>
Fund Type (MOF):	<u>N</u>
Apprn. Account. No.:	<u><b>S-287-K</b></u>

	<b>FY 2022-23 Estimated</b>	<b>FY 2023-24 Estimated</b>	<b>FY 2024-25 Estimated</b>	<b>FY 2025-26 Estimated</b>	<b>FY 2026-27 Estimated</b>	<b>FY 2027-28 Estimated</b>
A. Personal Services						
B. Other Current Expenses	1,940	0	0	0	0	0
C. Equipment						
M. Motor Vehicles						
L. Leases						
<b>TOTAL</b>	<b>1,940</b>	<b>0</b>	<b>0</b>	<b>0</b>	<b>0</b>	<b>0</b>

**Non-General Fund Cost Element Report  
for submittal to the 2023 Legislature**

Department:	<u>Department of Human Services</u>
Name of fund:	<u>Title XIX - Medicaid (Administration)</u>
Legal Authority:	<u>Title IV-E, Social Security Act</u>
Fund Type (MOF):	<u>N</u>
Apprn. Account. No.:	<u>S-288-K</u>

	<b>FY 2022-23 Estimated</b>	<b>FY 2023-24 Estimated</b>	<b>FY 2024-25 Estimated</b>	<b>FY 2025-26 Estimated</b>	<b>FY 2026-27 Estimated</b>	<b>FY 2027-28 Estimated</b>
A. Personal Services						
B. Other Current Expenses	82,849	82,849	82,849	82,849	82,849	82,849
C. Equipment						
M. Motor Vehicles						
L. Leases						
<b>TOTAL</b>	<b>82,849</b>	<b>82,849</b>	<b>82,849</b>	<b>82,849</b>	<b>82,849</b>	<b>82,849</b>



**Non-General Fund Cost Element Report  
for submittal to the 2023 Legislature**

Department:	<u>Department of Human Services</u>
Name of fund:	<u>Child Welfare Services</u>
Legal Authority:	<u>Act 232/94 HRS 346-7.5</u>
Fund Type (MOF):	N
Apprn. Account. No.:	S-314-K

	<b>FY 2022-23 Estimated</b>	<b>FY 2023-24 Estimated</b>	<b>FY 2024-25 Estimated</b>	<b>FY 2025-26 Estimated</b>	<b>FY 2026-27 Estimated</b>	<b>FY 2027-28 Estimated</b>
A. Personal Services	163,425	163,425	163,425	163,425	163,425	163,425
B. Other Current Expenses	404,097	404,097	404,097	404,097	404,097	404,097
C. Equipment						
M. Motor Vehicles						
L. Leases						
<b>TOTAL</b>	<b>567,522</b>	<b>567,522</b>	<b>567,522</b>	<b>567,522</b>	<b>567,522</b>	<b>567,522</b>

**Non-General Fund Cost Element Report  
for submittal to the 2023 Legislature**

Name of fund: Adoption Incentive Payments Program  
 Legal Authority: Title IV-E, Social Security Act  
 Fund Type (MOF): P  
 Apprn. Account. No.: S-502-K

	<b>FY 2022-23 Estimated</b>	<b>FY 2023-24 Estimated</b>	<b>FY 2024-25 Estimated</b>	<b>FY 2025-26 Estimated</b>	<b>FY 2026-27 Estimated</b>	<b>FY 2027-28 Estimated</b>
A. Personal Services						
B. Other Current Expenses	400,000	400,000	400,000	400,000	400,000	400,000
C. Equipment						
M. Motor Vehicles						
L. Leases						
<b>TOTAL</b>	<b>400,000</b>	<b>400,000</b>	<b>400,000</b>	<b>400,000</b>	<b>400,000</b>	<b>400,000</b>

**Non-General Fund Cost Element Report  
for submittal to the 2023 Legislature**

Name of fund:	<u>Children's Justice Act</u>
Legal Authority:	<u>P.L. 100-294</u>
Fund Type (MOF):	<u>N</u>
Apprn. Account. No.:	<u>S-508-K</u>

	<b>FY 2022-23 Estimated</b>	<b>FY 2023-24 Estimated</b>	<b>FY 2024-25 Estimated</b>	<b>FY 2025-26 Estimated</b>	<b>FY 2026-27 Estimated</b>	<b>FY 2027-28 Estimated</b>
A. Personal Services						
B. Other Current Expenses	68,971	68,971	68,971	68,971	68,971	68,971
C. Equipment						
M. Motor Vehicles						
L. Leases						
<b>TOTAL</b>	<b>68,971</b>	<b>68,971</b>	<b>68,971</b>	<b>68,971</b>	<b>68,971</b>	<b>68,971</b>

**Non-General Fund Cost Element Report  
for submittal to the 2023 Legislature**

Name of fund: Temporary Assistance for Needy Families  
 Legal Authority: Title IV-A, Social Security Act  
 Fund Type (MOF): N  
 Apprn. Account. No.: S-574-K


	<b>FY 2022-23 Estimated</b>	<b>FY 2023-24 Estimated</b>	<b>FY 2024-25 Estimated</b>	<b>FY 2025-26 Estimated</b>	<b>FY 2026-27 Estimated</b>	<b>FY 2027-28 Estimated</b>
A. Personal Services						
B. Other Current Expenses	3,325,720	3,325,720	3,325,720	3,325,720	3,325,720	3,325,720
C. Equipment						
M. Motor Vehicles						
L. Leases						
<b>TOTAL</b>	<b>3,325,720</b>	<b>3,325,720</b>	<b>3,325,720</b>	<b>3,325,720</b>	<b>3,325,720</b>	<b>3,325,720</b>

**Non-General Fund Cost Element Report  
for submittal to the 2023 Legislature**

Department:	<u>Department of Human Services</u>
Name of fund:	<u>Donations for Social Services</u>
Legal Authority:	<u>Administratively established</u>
Fund Type (MOF):	<u>T</u>
Apprn. Account. No.:	<u>T-918-K</u>


	<b>FY 2022-23 Estimated</b>	<b>FY 2023-24 Estimated</b>	<b>FY 2024-25 Estimated</b>	<b>FY 2025-26 Estimated</b>	<b>FY 2026-27 Estimated</b>	<b>FY 2027-28 Estimated</b>
A. Personal Services						
B. Other Current Expenses	410,000	410,000	410,000	410,000	410,000	410,000
C. Equipment						
M. Motor Vehicles						
L. Leases						
<b>TOTAL</b>	<b>410,000</b>	<b>410,000</b>	<b>410,000</b>	<b>410,000</b>	<b>410,000</b>	<b>410,000</b>

**Non-General Fund Cost Element Report  
for submittal to the 2023 Legislature**



	<b>FY 2022-23 Estimated</b>	<b>FY 2023-24 Estimated</b>	<b>FY 2024-25 Estimated</b>	<b>FY 2025-26 Estimated</b>	<b>FY 2026-27 Estimated</b>	<b>FY 2027-28 Estimated</b>
A. Personal Services						
B. Other Current Expenses	17,662,435	17,662,435	17,662,435	17,662,435	17,662,435	17,662,435
C. Equipment						
M. Motor Vehicles						
L. Leases						
<b>TOTAL</b>	17,662,435	17,662,435	17,662,435	17,662,435	17,662,435	17,662,435

**Non-General Fund Cost Element Report  
for submittal to the 2023 Legislature**



	<b>FY 2022-23 Estimated</b>	<b>FY 2023-24 Estimated</b>	<b>FY 2024-25 Estimated</b>	<b>FY 2025-26 Estimated</b>	<b>FY 2026-27 Estimated</b>	<b>FY 2027-28 Estimated</b>
A. Personal Services						
B. Other Current Expenses	2,838,453	2,838,453	2,838,453	2,838,453	2,838,453	2,838,453
C. Equipment						
M. Motor Vehicles						
L. Leases						
<b>TOTAL</b>	<b>2,838,453</b>	<b>2,838,453</b>	<b>2,838,453</b>	<b>2,838,453</b>	<b>2,838,453</b>	<b>2,838,453</b>

**Non-General Fund Cost Element Report  
for submittal to the 2023 Legislature**

Department:	<u>Department of Human Services</u>
Name of fund:	<u>Child Placement Board &amp; Related Client</u>
Legal Authority:	<u>Title IV-E, Social Security Act</u>
Fund Type (MOF):	<u>N</u>
Apprn. Account. No.:	<u>S-512-K</u>

	<b>FY 2022-23 Estimated</b>	<b>FY 2023-24 Estimated</b>	<b>FY 2024-25 Estimated</b>	<b>FY 2025-26 Estimated</b>	<b>FY 2026-27 Estimated</b>	<b>FY 2027-28 Estimated</b>
A. Personal Services						
B. Other Current Expenses	3,391,794	3,391,794	3,391,794	3,391,794	3,391,794	3,391,794
C. Equipment						
M. Motor Vehicles						
L. Leases						
<b>TOTAL</b>	<b>3,391,794</b>	<b>3,391,794</b>	<b>3,391,794</b>	<b>3,391,794</b>	<b>3,391,794</b>	<b>3,391,794</b>



**Non-General Fund Cost Element Report  
for submittal to the 2023 Legislature**



	<b>FY 2022-23 Estimated</b>	<b>FY 2023-24 Estimated</b>	<b>FY 2024-25 Estimated</b>	<b>FY 2025-26 Estimated</b>	<b>FY 2026-27 Estimated</b>	<b>FY 2027-28 Estimated</b>
A. Personal Services						
B. Other Current Expenses	215,782	215,782	215,782	215,782	215,782	215,782
C. Equipment						
M. Motor Vehicles						
L. Leases						
<b>TOTAL</b>	<b>215,782</b>	<b>215,782</b>	<b>215,782</b>	<b>215,782</b>	<b>215,782</b>	<b>215,782</b>

**Non-General Fund Cost Element Report**

**Non-General Fund Cost Element Report  
for submittal to the 2023 Legislature**

Department: Department of Human Services  
 Name of fund: Adult Community Care Services  
 Legal Authority: P.L. 93-113 Title II Sec 211  
 Fund Type (MOF): P  
 Apprn. Account. No.: S-509-K

	<b>FY 2022-23 Estimated</b>	<b>FY 2023-24 Estimated</b>	<b>FY 2024-25 Estimated</b>	<b>FY 2025-26 Estimated</b>	<b>FY 2026-27 Estimated</b>	<b>FY 2027-28 Estimated</b>
A. Personal Services						
B. Other Current Expenses	356,078	356,078	356,078	356,078	356,078	356,078
C. Equipment						
M. Motor Vehicles						
L. Leases						
<b>TOTAL</b>	<b>356,078</b>	<b>356,078</b>	<b>356,078</b>	<b>356,078</b>	<b>356,078</b>	<b>356,078</b>

**Non-General Fund Cost Element Report  
for submittal to the 2023 Legislature**

Department:	<u>Department of Human Services</u>
Name of fund:	<u>Adult Community Care Services</u>
Legal Authority:	<u>P.L. 93-647 Title XX SSA</u>
Fund Type (MOF):	<u>N</u>
Apprn. Account. No.:	<u>S-221-K</u>

	<b>FY 2022-23 Estimated</b>	<b>FY 2023-24 Estimated</b>	<b>FY 2024-25 Estimated</b>	<b>FY 2025-26 Estimated</b>	<b>FY 2026-27 Estimated</b>	<b>FY 2027-28 Estimated</b>
A. Personal Services	375,217	375,217	375,217	375,217	375,217	375,217
B. Other Current Expenses	65,349	65,349	65,349	65,349	65,349	65,349
C. Equipment						
M. Motor Vehicles						
L. Leases						
<b>TOTAL</b>	<b>440,566</b>	<b>440,566</b>	<b>440,566</b>	<b>440,566</b>	<b>440,566</b>	<b>440,566</b>

**Non-General Fund Cost Element Report  
for submittal to the 2023 Legislature**

Name of fund:	<u>Respite Companion Program</u>
Legal Authority:	<u>Older American Act</u>
Fund Type (MOF):	<u>P</u>
Apprn. Account. No.:	<u>S-528-K</u>

	<b>FY 2022-23 Estimated</b>	<b>FY 2023-24 Estimated</b>	<b>FY 2024-25 Estimated</b>	<b>FY 2025-26 Estimated</b>	<b>FY 2026-27 Estimated</b>	<b>FY 2027-28 Estimated</b>
A. Personal Services						
B. Other Current Expenses	70,569	70,569	70,569	70,569	70,569	70,569
C. Equipment						
M. Motor Vehicles						
L. Leases						
<b>TOTAL</b>	<b>70,569</b>	<b>70,569</b>	<b>70,569</b>	<b>70,569</b>	<b>70,569</b>	<b>70,569</b>

**Non-General Fund Cost Element Report  
for submittal to the 2023 Legislature**

Name of fund:	APS-CAA Act
Legal Authority:	P.L. 116-260
Fund Type (MOF):	P
Apprn. Account. No.:	<b>S-551-K</b>

	<b>FY 2022-23 Estimated</b>	<b>FY 2023-24 Estimated</b>	<b>FY 2024-25 Estimated</b>	<b>FY 2025-26 Estimated</b>	<b>FY 2026-27 Estimated</b>	<b>FY 2027-28 Estimated</b>
A. Personal Services						
B. Other Current Expenses	318,703	318,703				
C. Equipment						
M. Motor Vehicles						
L. Leases						
<b>TOTAL</b>	<b>318,703</b>	<b>318,703</b>	<b>0</b>	<b>0</b>	<b>0</b>	<b>0</b>

**Non-General Fund Cost Element Report  
for submittal to the 2023 Legislature**

Department:	<u>Department of Human Services</u>
Name of fund:	<u>APS Data Quality Improvement Project</u>
Legal Authority:	<u>Title XX of SSA, Subtitle B Sec 2042</u>
Fund Type (MOF):	<u>P</u>
Apprn. Account. No.:	<u>S-551-K</u>

	<b>FY 2022-23 Estimated</b>	<b>FY 2023-24 Estimated</b>	<b>FY 2024-25 Estimated</b>	<b>FY 2025-26 Estimated</b>	<b>FY 2026-27 Estimated</b>	<b>FY 2027-28 Estimated</b>
A. Personal Services						
B. Other Current Expenses	318,703	318,703				
C. Equipment						
M. Motor Vehicles						
L. Leases						
<b>TOTAL</b>	<b>318,703</b>	<b>318,703</b>	<b>0</b>	<b>0</b>	<b>0</b>	<b>0</b>

**Non-General Fund Cost Element Report  
for submittal to the 2023 Legislature**

Department:	<u>Department of Human Services</u>
Name of fund:	<u>APS-CAA Act</u>
Legal Authority:	<u>P.L. 116-260</u>
Fund Type (MOF):	<u>P</u>
Apprn. Account. No.:	<u>T-924-K</u>

	<b>FY 2022-23 Estimated</b>	<b>FY 2023-24 Estimated</b>	<b>FY 2024-25 Estimated</b>	<b>FY 2025-26 Estimated</b>	<b>FY 2026-27 Estimated</b>	<b>FY 2027-28 Estimated</b>
A. Personal Services						
B. Other Current Expenses	13,000	13,000	13,000	13,000	13,000	13,000
C. Equipment						
M. Motor Vehicles						
L. Leases						
<b>TOTAL</b>	<b>13,000</b>	<b>13,000</b>	<b>13,000</b>	<b>13,000</b>	<b>13,000</b>	<b>13,000</b>

**Non-General Fund Cost Element Report  
for submittal to the 2023 Legislature**



	<b>FY 2022-23 Estimated</b>	<b>FY 2023-24 Estimated</b>	<b>FY 2024-25 Estimated</b>	<b>FY 2025-26 Estimated</b>	<b>FY 2026-27 Estimated</b>	<b>FY 2027-28 Estimated</b>
A. Personal Services						
B. Other Current Expenses	0	0	0	0	0	0
C. Equipment						
M. Motor Vehicles						
L. Leases						
<b>TOTAL</b>	0	0	0	0	0	0



**Non-General Fund Cost Element Report  
for submittal to the 2023 Legislature**

Department:	<u>Department of Human Services</u>
Name of fund:	<u>Adult Community Care Services</u>
Legal Authority:	<u>P.L. 16-579</u>
Fund Type (MOF):	<u>N</u>
Apprn. Account. No.:	<u><b>S-510-K</b></u>

	<b>FY 2022-23 Estimated</b>	<b>FY 2023-24 Estimated</b>	<b>FY 2024-25 Estimated</b>	<b>FY 2025-26 Estimated</b>	<b>FY 2026-27 Estimated</b>	<b>FY 2027-28 Estimated</b>
A. Personal Services						
B. Other Current Expenses	0	0	0	0	0	0
C. Equipment						
M. Motor Vehicles						
L. Leases						
<b>TOTAL</b>	0	0	0	0	0	0

**Non-General Fund Cost Element Report  
for submittal to the 2023 Legislature**

Department:	<u>Department of Human Services</u>
Name of fund:	<u>Child Welfare Services</u>
Legal Authority:	<u>Title IV-E, Social Security Act</u>
Fund Type (MOF):	<u>N</u>
Apprn. Account. No.:	<u><b>S-244-K</b></u>

	<b>FY 2022-23 Estimated</b>	<b>FY 2023-24 Estimated</b>	<b>FY 2024-25 Estimated</b>	<b>FY 2025-26 Estimated</b>	<b>FY 2026-27 Estimated</b>	<b>FY 2027-28 Estimated</b>
A. Personal Services	235,000	235,000	235,000	235,000	235,000	235,000
B. Other Current Expenses	1,516,997	1,516,997	1,516,997	1,516,997	1,516,997	1,516,997
C. Equipment						
M. Motor Vehicles						
L. Leases						
<b>TOTAL</b>	<b>1,751,997</b>	<b>1,751,997</b>	<b>1,751,997</b>	<b>1,751,997</b>	<b>1,751,997</b>	<b>1,751,997</b>

**Non-General Fund Cost Element Report  
for submittal to the 2023 Legislature**



	<b>FY 2022-23 Estimated</b>	<b>FY 2023-24 Estimated</b>	<b>FY 2024-25 Estimated</b>	<b>FY 2025-26 Estimated</b>	<b>FY 2026-27 Estimated</b>	<b>FY 2027-28 Estimated</b>
A. Personal Services						
B. Other Current Expenses	53,855	53,855	53,855	53,855	53,855	53,855
C. Equipment						
M. Motor Vehicles						
L. Leases						
<b>TOTAL</b>	<b>53,855</b>	<b>53,855</b>	<b>53,855</b>	<b>53,855</b>	<b>53,855</b>	<b>53,855</b>

**Non-General Fund Cost Element Report  
for submittal to the 2023 Legislature**



	<b>FY 2022-23 Estimated</b>	<b>FY 2023-24 Estimated</b>	<b>FY 2024-25 Estimated</b>	<b>FY 2025-26 Estimated</b>	<b>FY 2026-27 Estimated</b>	<b>FY 2027-28 Estimated</b>
A. Personal Services						
B. Other Current Expenses	59,530	59,530	59,530	59,530	59,530	59,530
C. Equipment						
M. Motor Vehicles						
L. Leases						
<b>TOTAL</b>	<b>59,530</b>	<b>59,530</b>	<b>59,530</b>	<b>59,530</b>	<b>59,530</b>	<b>59,530</b>

**Non-General Fund Cost Element Report  
for submittal to the 2023 Legislature**

Department:	<u>Department of Human Services</u>
Name of fund:	<u>Child Welfare Services</u>
Legal Authority:	<u>Title IV-E, Social Security Act</u>
Fund Type (MOF):	<u>N</u>
Apprn. Account. No.:	<u>S-515-K</u>

	<b>FY 2022-23 Estimated</b>	<b>FY 2023-24 Estimated</b>	<b>FY 2024-25 Estimated</b>	<b>FY 2025-26 Estimated</b>	<b>FY 2026-27 Estimated</b>	<b>FY 2027-28 Estimated</b>
A. Personal Services						
B. Other Current Expenses	4,208	4,208	4,208	4,208	4,208	4,208
C. Equipment						
M. Motor Vehicles						
L. Leases						
<b>TOTAL</b>	<b>4,208</b>	<b>4,208</b>	<b>4,208</b>	<b>4,208</b>	<b>4,208</b>	<b>4,208</b>

**Non-General Fund Cost Element Report  
for submittal to the 2023 Legislature**

Department: HMS  
 Name of Fund: Housing Revolving Fund  
 Legal Authority: 356D-45  
 Fund Type (MOF): W  
 Appropriation Account Number: S-308-K

	<b>FY 2022-23 Estimated</b>	<b>FY 2023-24 Estimated</b>	<b>FY 2024-25 Estimated</b>	<b>FY 2025-26 Estimated</b>	<b>FY 2026-27 Estimated</b>	<b>FY 2027-28 Estimated</b>
A. Personal Services	991,248	1,020,985	1,020,985	1,020,985	1,020,985	1,020,985
B. Other Current Expenses	887,787	914,421	914,421	914,421	914,421	914,421
C. Equipment						
M. Motor Vehicles						
L. Leases						
<b>TOTAL</b>	<b>1,879,035</b>	<b>1,935,406</b>	<b>1,935,406</b>	<b>1,935,406</b>	<b>1,935,406</b>	<b>1,935,406</b>

**Non-General Fund Cost Element Report  
for submittal to the 2023 Legislature**

Department: HMS  
 Name of Fund: Rental Housing Augmentation / Assist Revolving  
 Legal Authority: 356D-28  
 Fund Type (MOF): W  
 Appropriation Account Number: S-332-K

	<b>FY 2022-23 Estimated</b>	<b>FY 2023-24 Estimated</b>	<b>FY 2024-25 Estimated</b>	<b>FY 2025-26 Estimated</b>	<b>FY 2026-27 Estimated</b>	<b>FY 2027-28 Estimated</b>
A. Personal Services	25,435,634	26,198,703	26,198,703	26,198,703	26,198,703	26,198,703
B. Other Current Expenses	4,475,723	4,609,994	4,609,994	4,609,994	4,609,994	4,609,994
C. Equipment						
M. Motor Vehicles						
L. Leases						
<b>TOTAL</b>	<b>29,911,357</b>	<b>30,808,698</b>	<b>30,808,698</b>	<b>30,808,698</b>	<b>30,808,698</b>	<b>30,808,698</b>

**Non-General Fund Cost Element Report  
for submittal to the 2023 Legislature**

Department: HMS  
 Name of Fund: Housing for Elders Revolving Fund  
 Legal Authority: 356D-72  
 Fund Type (MOF): W  
 Appropriation Account Number: S-337-K

	<b>FY 2022-23 Estimated</b>	<b>FY 2023-24 Estimated</b>	<b>FY 2024-25 Estimated</b>	<b>FY 2025-26 Estimated</b>	<b>FY 2026-27 Estimated</b>	<b>FY 2027-28 Estimated</b>
A. Personal Services						
B. Other Current Expenses	3,571,956	3,679,115	3,679,115	3,679,115	3,679,115	3,679,115
C. Equipment						
M. Motor Vehicles						
L. Leases						
<b>TOTAL</b>	<b>3,571,956</b>	<b>3,679,115</b>	<b>3,679,115</b>	<b>3,679,115</b>	<b>3,679,115</b>	<b>3,679,115</b>



**Non-General Fund Cost Element Report  
for submittal to the 2023 Legislature**

Department: HMS  
 Name of Fund: HPHA Administration  
 Legal Authority: 356D-13  
 Fund Type (MOF): W  
 Appropriation Account Number: S-304-K

	<b>FY</b> <b>2022-23</b> Estimated	<b>FY</b> <b>2023-24</b> Estimated	<b>FY</b> <b>2024-25</b> Estimated	<b>FY</b> <b>2025-26</b> Estimated	<b>FY</b> <b>2026-27</b> Estimated	<b>FY</b> <b>2027-28</b> Estimated
A. Personal Services	0	0	0	0	0	0
B. Other Current Expenses						
C. Equipment						
M. Motor Vehicles						
L. Leases						
<b>TOTAL</b>	0	0	0	0	0	0

**Non-General Fund Cost Element Report  
for submittal to the 2023 Legislature**

Department: HMS  
 Name of Fund: Vehicle Rental  
 Legal Authority: Administratively Created  
 Fund Type (MOF): W  
 Appropriation Account Number: S-335-K

	<b>FY 2022-23 Estimated</b>	<b>FY 2023-24 Estimated</b>	<b>FY 2024-25 Estimated</b>	<b>FY 2025-26 Estimated</b>	<b>FY 2026-27 Estimated</b>	<b>FY 2027-28 Estimated</b>
A. Personal Services						
B. Other Current Expenses	1,960	2,019	2,019	2,019	2,019	2,019
C. Equipment						
M. Motor Vehicles	10,040	10,341	10,341	10,341	10,341	10,341
L. Leases						
<b>TOTAL</b>	<b>12,000</b>	<b>12,360</b>	<b>12,360</b>	<b>12,360</b>	<b>12,360</b>	<b>12,360</b>

**Non-General Fund Cost Element Report  
for submittal to the 2023 Legislature**

Department: HMS  
 Name of Fund: Equipment Rental  
 Legal Authority: Administratively Created  
 Fund Type (MOF): W  
 Appropriation Account Number: S-336-K

	<b>FY 2022-23 Estimated</b>	<b>FY 2023-24 Estimated</b>	<b>FY 2024-25 Estimated</b>	<b>FY 2025-26 Estimated</b>	<b>FY 2026-27 Estimated</b>	<b>FY 2027-28 Estimated</b>
A. Personal Services						
B. Other Current Expenses	3,721	3,833	3,833	3,833	3,833	3,833
C. Equipment	11,279	11,617	11,617	11,617	11,617	11,617
M. Motor Vehicles						
L. Leases						
<b>TOTAL</b>	<b>15,000</b>	<b>15,450</b>	<b>15,450</b>	<b>15,450</b>	<b>15,450</b>	<b>15,450</b>

**Non-General Fund Cost Element Report  
for submittal to the 2023 Legislature**

Department: HMS  
 Name of Fund: Payroll Clearance  
 Legal Authority: 356D-14  
 Fund Type (MOF): T  
 Appropriation Account Number: T-912-K

	<b>FY 2022-23 Estimated</b>	<b>FY 2023-24 Estimated</b>	<b>FY 2024-25 Estimated</b>	<b>FY 2025-26 Estimated</b>	<b>FY 2026-27 Estimated</b>	<b>FY 2027-28 Estimated</b>
A. Personal Services	26,408,459	27,200,712	27,200,712	27,200,712	27,200,712	27,200,712
B. Other Current Expenses						
C. Equipment						
M. Motor Vehicles						
L. Leases						
<b>TOTAL</b>	<b>26,408,459</b>	<b>27,200,712</b>	<b>27,200,712</b>	<b>27,200,712</b>	<b>27,200,712</b>	<b>27,200,712</b>

**Non-General Fund Cost Element Report  
for submittal to the 2023 Legislature**

Department: HMS  
 Name of Fund: Temporary Deposits - Payroll  
 Legal Authority: Administrative Created  
 Fund Type (MOF): T  
 Appropriation Account Number: T-913-K

	<b>FY</b> <b>2022-23</b> Estimated	<b>FY</b> <b>2023-24</b> Estimated	<b>FY</b> <b>2024-25</b> Estimated	<b>FY</b> <b>2025-26</b> Estimated	<b>FY</b> <b>2026-27</b> Estimated	<b>FY</b> <b>2027-28</b> Estimated
A. Personal Services	0	0	0	0	0	0
B. Other Current Expenses						
C. Equipment						
M. Motor Vehicles						
L. Leases						
<b>TOTAL</b>	0	0	0	0	0	0

**Non-General Fund Cost Element Report  
for submittal to the 2023 Legislature**

Department: HMS  
 Name of Fund: Social Services Block Grant  
 Legal Authority: See form 37-47  
 Fund Type (MOF): N  
 Appropriation Account Number: S-XX-223

	<b>FY</b> <b>2022-23</b> Estimated	<b>FY</b> <b>2023-24</b> Estimated	<b>FY</b> <b>2024-25</b> Estimated	<b>FY</b> <b>2025-26</b> Estimated	<b>FY</b> <b>2026-27</b> Estimated	<b>FY</b> <b>2027-28</b> Estimated
A. Personal Services						
B. Other Current Expenses	700,000	700,000	700,000	700,000	700,000	700,000
C. Equipment						
M. Motor Vehicles						
L. Leases						
<b>TOTAL</b>	<b>700,000</b>	<b>700,000</b>	<b>700,000</b>	<b>700,000</b>	<b>700,000</b>	<b>700,000</b>

**Non-General Fund Cost Element Report  
for submittal to the 2023 Legislature**

Department: HMS  
 Name of Fund: Juvenile Justice and Delinquency Prevention Title II  
 Formula Grants  
 Legal Authority: See form 37-47  
 Fund Type (MOF): N  
 Appropriation Account Number: S-XX-224

	<b>FY 2022-23 Estimated</b>	<b>FY 2023-24 Estimated</b>	<b>FY 2024-25 Estimated</b>	<b>FY 2025-26 Estimated</b>	<b>FY 2026-27 Estimated</b>	<b>FY 2027-28 Estimated</b>
A. Personal Services	50,000	50,000	50,000	50,000	50,000	50,000
B. Other Current Expenses	600,000	600,000	600,000	600,000	600,000	600,000
C. Equipment						
M. Motor Vehicles						
L. Leases						
<b>TOTAL</b>	<b>650,000</b>	<b>650,000</b>	<b>650,000</b>	<b>650,000</b>	<b>650,000</b>	<b>650,000</b>

**Non-General Fund Cost Element Report  
for submittal to the 2023 Legislature**

Department: HMS  
 Name of Fund: Violence Against Women Formula Grant  
 Legal Authority: See form 37-47  
 Fund Type (MOF): N  
 Appropriation Account Number: S-XX-269

	<b>FY 2022-23 Estimated</b>	<b>FY 2023-24 Estimated</b>	<b>FY 2024-25 Estimated</b>	<b>FY 2025-26 Estimated</b>	<b>FY 2026-27 Estimated</b>	<b>FY 2027-28 Estimated</b>
A. Personal Services						
B. Other Current Expenses						
C. Equipment						
M. Motor Vehicles						
L. Leases						
<b>TOTAL</b>	0	0	0	0	0	0



**Non-General Fund Cost Element Report  
for submittal to the 2023 Legislature**

Department: HMS  
 Name of Fund: PREA Program: Demonstration Projects to  
 Establish "Zero Tolerance" Cultures for Sexual Assault in  
 Correctional Facilities   
 Legal Authority: See form 37-47  
 Fund Type (MOF): N  
 Appropriation Account Number: S-XX-550

	<b>FY 2022-23 Estimated</b>	<b>FY 2023-24 Estimated</b>	<b>FY 2024-25 Estimated</b>	<b>FY 2025-26 Estimated</b>	<b>FY 2026-27 Estimated</b>	<b>FY 2027-28 Estimated</b>
A. Personal Services						
B. Other Current Expenses						
C. Equipment						
M. Motor Vehicles						
L. Leases						
<b>TOTAL</b>	0	0	0	0	0	0

**Non-General Fund Cost Element Report  
for submittal to the 2023 Legislature**

Department: HMS  
 Name of Fund: PREA Program: Demonstration Projects to  
 Establish "Zero Tolerance" Cultures for Sexual Assault in  
 Correctional Facilities□  
 Legal Authority: See form 37-47  
 Fund Type (MOF): N  
 Appropriation Account Number: S-XX-553

	<b>FY 2022-23 Estimated</b>	<b>FY 2023-24 Estimated</b>	<b>FY 2024-25 Estimated</b>	<b>FY 2025-26 Estimated</b>	<b>FY 2026-27 Estimated</b>	<b>FY 2027-28 Estimated</b>
A. Personal Services						
B. Other Current Expenses						
C. Equipment						
M. Motor Vehicles						
L. Leases						
<b>TOTAL</b>	0	0	0	0	0	0

**Non-General Fund Cost Element Report  
for submittal to the 2023 Legislature**

Department: HMS  
 Name of Fund: PREA Reallocation Funds   
 Legal Authority: See form 37-47  
 Fund Type (MOF): N  
 Appropriation Account Number: S-XX-205

	<b>FY</b> <b>2022-23</b> Estimated	<b>FY</b> <b>2023-24</b> Estimated	<b>FY</b> <b>2024-25</b> Estimated	<b>FY</b> <b>2025-26</b> Estimated	<b>FY</b> <b>2026-27</b> Estimated	<b>FY</b> <b>2027-28</b> Estimated
A. Personal Services						
B. Other Current Expenses						
C. Equipment						
M. Motor Vehicles						
L. Leases						
<b>TOTAL</b>	0	0	0	0	0	0

**Non-General Fund Cost Element Report  
for submittal to the 2023 Legislature**

Department: HMS  
 Name of Fund: Youth Correctional Facility's Benefit Trust Fund  
 Legal Authority: See form 37-47  
 Fund Type (MOF): T  
 Appropriation Account Number: T-XX-901

	<b>FY 2022-23 Estimated</b>	<b>FY 2023-24 Estimated</b>	<b>FY 2024-25 Estimated</b>	<b>FY 2025-26 Estimated</b>	<b>FY 2026-27 Estimated</b>	<b>FY 2027-28 Estimated</b>
A. Personal Services						
B. Other Current Expenses						
C. Equipment						
M. Motor Vehicles						
L. Leases						
<b>TOTAL</b>	1,000	1,000	1,000	1,000	1,000	1,000

**Non-General Fund Cost Element Report  
for submittal to the 2023 Legislature**

Department: HMS  
 Name of Fund: Hawaii Youth Correctional Facility Trust Fund  
 Legal Authority: See form 37-47  
 Fund Type (MOF): T  
 Appropriation Account Number: T-XX-998

	<b>FY 2022-23 Estimated</b>	<b>FY 2023-24 Estimated</b>	<b>FY 2024-25 Estimated</b>	<b>FY 2025-26 Estimated</b>	<b>FY 2026-27 Estimated</b>	<b>FY 2027-28 Estimated</b>
A. Personal Services						
B. Other Current Expenses						
C. Equipment						
M. Motor Vehicles						
L. Leases						
<b>TOTAL</b>	<b>3,000</b>	<b>3,000</b>	<b>3,000</b>	<b>3,000</b>	<b>3,000</b>	<b>3,000</b>

**Non-General Fund Cost Element Report  
for submittal to the 2023 Legislature**

Department: HMS  
 Name of fund: Refugee Resettlement Program  
 Legal Authority: Act 1980, SEC 414 (a) (6)  
 Fund Type (MOF): N  
 Apprn. Account. No.: S-XX-291-K ( 1 of 11 ); S-XX-235-K; HMS 904

	<b>FY 2022-23 Estimated</b>	<b>FY 2023-24 Estimated</b>	<b>FY 2024-25 Estimated</b>	<b>FY 2025-26 Estimated</b>	<b>FY 2026-27 Estimated</b>	<b>FY 2027-28 Estimated</b>
A. Personal Services	0	0	0	0	0	0
B. Other Current Expenses						
C. Equipment						
M. Motor Vehicles						
L. Leases						
<b>TOTAL</b>	<b>0</b>	<b>0</b>	<b>0</b>	<b>0</b>	<b>0</b>	<b>0</b>

For ADMIN accounts dependent on programs in the divisions, Form 37-49 estimates are based on Form 37-47 estimated expenditures.

**Non-General Fund Cost Element Report  
for submittal to the 2023 Legislature**

Department: HMS  
 Name of fund: Supplemental Nutrition Assistance Program  
 Legal Authority: SNAP Act 1964, Title 7, Chapter II, C  
 Fund Type (MOF): N  
 Apprn. Account. No.: S-XX-291-K ( 2 of 11 ); S-XX-291-K; HMS 904

	<b>FY 2022-23 Estimated</b>	<b>FY 2023-24 Estimated</b>	<b>FY 2024-25 Estimated</b>	<b>FY 2025-26 Estimated</b>	<b>FY 2026-27 Estimated</b>	<b>FY 2027-28 Estimated</b>
A. Personal Services	493,060	493,060	493,060	493,060	493,060	493,060
B. Other Current Expenses						
C. Equipment						
M. Motor Vehicles						
L. Leases						
<b>TOTAL</b>	<b>493,060</b>	<b>493,060</b>	<b>493,060</b>	<b>493,060</b>	<b>493,060</b>	<b>493,060</b>

For ADMIN accounts dependent on programs in the divisions, Form 37-49 estimates are based on Form 37-47 estimated expenditures.

**Non-General Fund Cost Element Report  
for submittal to the 2023 Legislature**

Department: HMS  
 Name of fund: Child Care Development Fund (CCDF)  
 Legal Authority: Title VI, PRWORA, P.L. 104-193  
 Fund Type (MOF): N  
 Apprn. Account. No.: S-XX-291-K ( 3 of 11 ); S-XX-521-K; HMS 904

	<b>FY 2022-23 Estimated</b>	<b>FY 2023-24 Estimated</b>	<b>FY 2024-25 Estimated</b>	<b>FY 2025-26 Estimated</b>	<b>FY 2026-27 Estimated</b>	<b>FY 2027-28 Estimated</b>
A. Personal Services	41,204	41,204	41,204	41,204	41,204	41,204
B. Other Current Expenses						
C. Equipment						
M. Motor Vehicles						
L. Leases						
<b>TOTAL</b>	<b>41,204</b>	<b>41,204</b>	<b>41,204</b>	<b>41,204</b>	<b>41,204</b>	<b>41,204</b>

For ADMIN accounts dependent on programs in the divisions, Form 37-49 estimates are based on Form 37-47 estimated expenditures.



**Non-General Fund Cost Element Report  
for submittal to the 2023 Legislature**

Department: HMS  
 Name of fund: Employment and Training Program  
 Legal Authority: P.L. 99-198  
 Fund Type (MOF): N  
 Apprn. Account. No.: S-XX-291-K ( 4 of 11 ); S-XX-522-K; HMS 904

	<b>FY 2022-23 Estimated</b>	<b>FY 2023-24 Estimated</b>	<b>FY 2024-25 Estimated</b>	<b>FY 2025-26 Estimated</b>	<b>FY 2026-27 Estimated</b>	<b>FY 2027-28 Estimated</b>
A. Personal Services	13,783	13,783	13,783	13,783	13,783	13,783
B. Other Current Expenses						
C. Equipment						
M. Motor Vehicles						
L. Leases						
<b>TOTAL</b>	<b>13,783</b>	<b>13,783</b>	<b>13,783</b>	<b>13,783</b>	<b>13,783</b>	<b>13,783</b>

For ADMIN accounts dependent on programs in the divisions, Form 37-49 estimates are based on Form 37-47 estimated expenditures.

**Non-General Fund Cost Element Report  
for submittal to the 2023 Legislature**

Department: HMS  
 Name of fund: Medical Assistance Program  
 Legal Authority: Sec. 1102, 49 Stat. 647 ( 42 U.S.C 1302 )  
 Fund Type (MOF): N  
 Apprn. Account. No.: S-XX-291-K ( 5 of 11 ); S-XX-523-K; HMS 904

	<b>FY 2022-23 Estimated</b>	<b>FY 2023-24 Estimated</b>	<b>FY 2024-25 Estimated</b>	<b>FY 2025-26 Estimated</b>	<b>FY 2026-27 Estimated</b>	<b>FY 2027-28 Estimated</b>
A. Personal Services	111,685	111,685	111,685	111,685	111,685	111,685
B. Other Current Expenses						
C. Equipment						
M. Motor Vehicles						
L. Leases						
<b>TOTAL</b>	<b>111,685</b>	<b>111,685</b>	<b>111,685</b>	<b>111,685</b>	<b>111,685</b>	<b>111,685</b>

For ADMIN accounts dependent on programs in the divisions, Form 37-49 estimates are based on Form 37-47 estimated expenditures.

**Non-General Fund Cost Element Report  
for submittal to the 2023 Legislature**

Department: HMS  
 Name of fund: Low Income Home Energy Assistance Program ( LIHEAP )  
 Legal Authority: P.L. 97-35  
 Fund Type (MOF): N  
 Apprn. Account. No.: S-XX-291-K ( 6 of 11 ); S-XX-524-K; HMS 904

	<b>FY 2022-23 Estimated</b>	<b>FY 2023-24 Estimated</b>	<b>FY 2024-25 Estimated</b>	<b>FY 2025-26 Estimated</b>	<b>FY 2026-27 Estimated</b>	<b>FY 2027-28 Estimated</b>
A. Personal Services	0	0	0	0	0	0
B. Other Current Expenses						
C. Equipment						
M. Motor Vehicles						
L. Leases						
<b>TOTAL</b>	0	0	0	0	0	0

For ADMIN accounts dependent on programs in the divisions, Form 37-49 estimates are based on Form 37-47 estimated expenditures.

**Non-General Fund Cost Element Report  
for submittal to the 2023 Legislature**

Department: HMS  
 Name of fund: Child Welfare Services  
 Legal Authority: Title IVE, Social Security Act  
 Fund Type (MOF): N  
 Apprn. Account. No.: S-XX-291-K ( 7 of 11 ); New Appro S-14-525-K; HMS 904

	<b>FY 2022-23 Estimated</b>	<b>FY 2023-24 Estimated</b>	<b>FY 2024-25 Estimated</b>	<b>FY 2025-26 Estimated</b>	<b>FY 2026-27 Estimated</b>	<b>FY 2027-28 Estimated</b>
A. Personal Services	22,135	22,135	22,135	22,135	22,135	22,135
B. Other Current Expenses						
C. Equipment						
M. Motor Vehicles						
L. Leases						
<b>TOTAL</b>	<b>22,135</b>	<b>22,135</b>	<b>22,135</b>	<b>22,135</b>	<b>22,135</b>	<b>22,135</b>

For ADMIN accounts dependent on programs in the divisions, Form 37-49 estimates are based on Form 37-47 estimated expenditures.

**Non-General Fund Cost Element Report  
for submittal to the 2023 Legislature**

Department: HMS  
 Name of fund: Child Welfare Services  
 Legal Authority: Title IVE, Social Security Act  
 Fund Type (MOF): N  
 Apprn. Account. No.: S-XX-291-K ( 8 of 11 ); New Appro S-14-526-K; HMS 904

	<b>FY 2022-23 Estimated</b>	<b>FY 2023-24 Estimated</b>	<b>FY 2024-25 Estimated</b>	<b>FY 2025-26 Estimated</b>	<b>FY 2026-27 Estimated</b>	<b>FY 2027-28 Estimated</b>
A. Personal Services	184,542	184,542	184,542	184,542	184,542	184,542
B. Other Current Expenses						
C. Equipment						
M. Motor Vehicles						
L. Leases						
<b>TOTAL</b>	<b>184,542</b>	<b>184,542</b>	<b>184,542</b>	<b>184,542</b>	<b>184,542</b>	<b>184,542</b>

For ADMIN accounts dependent on programs in the divisions, Form 37-49 estimates are based on Form 37-47 estimated expenditures.

**Non-General Fund Cost Element Report  
for submittal to the 2023 Legislature**

Department: HMS  
 Name of fund: Child Welfare Services  
 Legal Authority: Title IVE, Social Security Act  
 Fund Type (MOF): N  
 Apprn. Account. No.: S-XX-291-K ( 9 of 11 ); New Appro S-14-527-K; HMS 904

	<b>FY 2022-23 Estimated</b>	<b>FY 2023-24 Estimated</b>	<b>FY 2024-25 Estimated</b>	<b>FY 2025-26 Estimated</b>	<b>FY 2026-27 Estimated</b>	<b>FY 2027-28 Estimated</b>
A. Personal Services	7,765	7,765	7,765	7,765	7,765	7,765
B. Other Current Expenses						
C. Equipment						
M. Motor Vehicles						
L. Leases						
<b>TOTAL</b>	<b>7,765</b>	<b>7,765</b>	<b>7,765</b>	<b>7,765</b>	<b>7,765</b>	<b>7,765</b>

For ADMIN accounts dependent on programs in the divisions, Form 37-49 estimates are based on Form 37-47 estimated expenditures.

**Non-General Fund Cost Element Report  
for submittal to the 2023 Legislature**

Department: HMS  
 Name of fund: Temporary Assistance for Needy Families (TANF)  
 Legal Authority: Title II Section 201, P.L. 101-31 and P.L. 104-193  
 Fund Type (MOF): N  
 Apprn. Account. No.: S-XX-291-K ( 10 of 11 ); S-XX-533-K; HMS 904

	<b>FY 2022-23 Estimated</b>	<b>FY 2023-24 Estimated</b>	<b>FY 2024-25 Estimated</b>	<b>FY 2025-26 Estimated</b>	<b>FY 2026-27 Estimated</b>	<b>FY 2027-28 Estimated</b>
A. Personal Services	502,054	502,054	502,054	502,054	502,054	502,054
B. Other Current Expenses						
C. Equipment						
M. Motor Vehicles						
L. Leases						
<b>TOTAL</b>	<b>502,054</b>	<b>502,054</b>	<b>502,054</b>	<b>502,054</b>	<b>502,054</b>	<b>502,054</b>

For ADMIN accounts dependent on programs in the divisions, Form 37-49 estimates are based on Form 37-47 estimated expenditures.

**Non-General Fund Cost Element Report  
for submittal to the 2023 Legislature**

Department: HMS  
 Name of fund: Public Assistance-Maintenance Assistance  
 Legal Authority: Title IV-A, 45 CFR Chapter II, P.L. 94-23  
 Fund Type (MOF): N  
 Apprn. Account. No.: S-XX-291-K ( 11 of 11 ); S-XX-534-K; HMS 904

	<b>FY 2022-23 Estimated</b>	<b>FY 2023-24 Estimated</b>	<b>FY 2024-25 Estimated</b>	<b>FY 2025-26 Estimated</b>	<b>FY 2026-27 Estimated</b>	<b>FY 2027-28 Estimated</b>
A. Personal Services	403,570	403,570	403,570	403,570	403,570	403,570
B. Other Current Expenses						
C. Equipment						
M. Motor Vehicles						
L. Leases						
<b>TOTAL</b>	<b>403,570</b>	<b>403,570</b>	<b>403,570</b>	<b>403,570</b>	<b>403,570</b>	<b>403,570</b>

For ADMIN accounts dependent on programs in the divisions, Form 37-49 estimates are based on Form 37-47 estimated expenditures.



**Non-General Fund Cost Element Report  
for submittal to the 2023 Legislature**

Department: HMS  
 Name of fund: CARES Act (CRF Subaward)  
 Legal Authority: N/A  
 Fund Type (MOF): B  
 Apprn. Account. No.: S-21-354

	<b>FY 2022-23 Estimated</b>	<b>FY 2023-24 Estimated</b>	<b>FY 2024-25 Estimated</b>	<b>FY 2025-26 Estimated</b>	<b>FY 2026-27 Estimated</b>	<b>FY 2027-28 Estimated</b>
A. Personal Services	0	0	0	0	0	0
B. Other Current Expenses	0	0	0	0	0	0
C. Equipment	0	0	0	0	0	0
M. Motor Vehicles	0	0	0	0	0	0
L. Leases	0	0	0	0	0	0
<b>TOTAL</b>	0	0	0	0	0	0

For ADMIN accounts dependent on programs in the divisions, Form 37-49 estimates are based on Form 37-47 estimated expenditures.

**Non-General Fund Cost Element Report  
for submittal to the 2023 Legislature**

Department: HMS  
 Name of fund: CARES Act (CRF Subaward)  
 Legal Authority: N/A  
 Fund Type (MOF): B  
 Apprn. Account. No.: S-21-357

	<b>FY 2022-23 Estimated</b>	<b>FY 2023-24 Estimated</b>	<b>FY 2024-25 Estimated</b>	<b>FY 2025-26 Estimated</b>	<b>FY 2026-27 Estimated</b>	<b>FY 2027-28 Estimated</b>
A. Personal Services	0	0	0	0	0	0
B. Other Current Expenses	0	0	0	0	0	0
C. Equipment	0	0	0	0	0	0
M. Motor Vehicles	0	0	0	0	0	0
L. Leases	0	0	0	0	0	0
<b>TOTAL</b>	0	0	0	0	0	0

For ADMIN accounts dependent on programs in the divisions, Form 37-49 estimates are based on Form 37-47 estimated expenditures.

**Non-General Fund Cost Element Report  
for submittal to the 2023 Legislature**

Department: HMS  
 Name of fund: CARES Act (CRF Subaward)  
 Legal Authority: N/A  
 Fund Type (MOF): B  
 Apprn. Account. No.: S-20-556

	<b>FY 2022-23 Estimated</b>	<b>FY 2023-24 Estimated</b>	<b>FY 2024-25 Estimated</b>	<b>FY 2025-26 Estimated</b>	<b>FY 2026-27 Estimated</b>	<b>FY 2027-28 Estimated</b>
A. Personal Services	0	0	0	0	0	0
B. Other Current Expenses	0	0	0	0	0	0
C. Equipment	0	0	0	0	0	0
M. Motor Vehicles	0	0	0	0	0	0
L. Leases	0	0	0	0	0	0
<b>TOTAL</b>	0	0	0	0	0	0

For ADMIN accounts dependent on programs in the divisions, Form 37-49 estimates are based on Form 37-47 estimated expenditures.