

DAVID Y. IGE  
GOVERNOR OF HAWAII



STATE OF HAWAII  
DEPARTMENT OF LAND AND NATURAL RESOURCES

POST OFFICE BOX 621  
HONOLULU, HAWAII 96809

**Testimony of  
SUZANNE D. CASE  
Chairperson**

**Before the Senate Committee on  
COMMERCE AND CONSUMER PROTECTION**

**Tuesday, February 23, 2021  
9:30 AM**

**State Capitol, Via Videoconference, Conference Room 229**

**In consideration of  
SENATE BILL 132, SENATE DRAFT 1  
RELATING TO WATER POLLUTION**

Senate Bill 132, Senate Draft 1, proposes, beginning January 1, 2023, to ban the sale, offer of sale, or distribution in the State of any sunscreen that contains avobenzone or octocrylene, or both, without a prescription issued by a licensed healthcare provider to preserve marine ecosystems. **The Department of Land and Natural Resources (Department) supports this measure and offers the following comments.**

The Department recognizes the concerns about the presence of avobenzone and octocrylene in the nearshore marine environment. There is growing body of science that suggests these chemicals may have negative effects on corals and other marine life.

Octocrylene is now the dominant UV-sunscreen contaminant in coastal waters.<sup>1</sup> Recent scientific studies suggest that octocrylene may have negative impacts in aquatic environments equivalent to oxybenzone (already banned from Hawaii sunscreens). Octocrylene functions as an endocrine disruptor, a metabolism disruptor, and a reproductive disruptor. It has also been shown to reduce the ability of coral symbionts to photosynthesize. Scientific evidence suggests that it can have toxic impacts to a variety of aquatic organisms from corals, to fish, to mammals, to plants.<sup>2</sup>

Avobenzone has been shown to cause toxicity to the light-reactions of photosynthesis which can cause corals to bleach. Avobenzone is also an endocrine disruptor, and can disrupt fat

<sup>1</sup> Downs, Craig A., personal communication (2021)

<sup>2</sup> Fel et al. (2019), Lozano et al. (2020), Giraldo et al. (2017), Boyd et al. (2021), Yan et al. (2020), Zhang et al. (2016), Campos et al. (2017), Gago-Ferrero et al. (2013), Cocci et al. (2020), Bluthgen et al. (2014)

SUZANNE D. CASE  
CHAIRPERSON  
BOARD OF LAND AND NATURAL RESOURCES  
COMMISSION ON WATER RESOURCE MANAGEMENT

ROBERT K. MASUDA  
FIRST DEPUTY

M. KALEO MANUEL  
DEPUTY DIRECTOR - WATER

AQUATIC RESOURCES  
BOATING AND OCEAN RECREATION  
BUREAU OF CONVEYANCES  
COMMISSION ON WATER RESOURCE MANAGEMENT  
CONSERVATION AND COASTAL LANDS  
CONSERVATION AND RESOURCES ENFORCEMENT  
ENGINEERING  
FORESTRY AND WILDLIFE  
HISTORIC PRESERVATION  
KAHOOLAWE ISLAND RESERVE COMMISSION  
LAND  
STATE PARKS

metabolism.<sup>3</sup> This could reduce coral resilience during bleaching events because bleached corals depend extensively on fat metabolism in order to survive.<sup>3</sup>

As a result of these recent scientific findings, we feel that prohibiting the sale of products containing avobenzone and octocrylene would likely benefit the health and resiliency of Hawai‘i’s coral reef ecosystems. At the very least, the Department would recommend support for increased monitoring of various sunscreen chemicals at high-use swimming areas and further research examining the effects of these chemicals on the nearshore marine environment in Hawai‘i.

The Department supports the use of sunscreens that do not contain chemicals that are harmful to marine life, as well as sun protective clothing, as alternatives. The Department continues to conduct outreach efforts to help the public understand the issues regarding using oxybenzone and similar chemicals in the ocean so they can be better informed and make better choices regarding sun protection. These efforts include information on the Department’s Division of Aquatic Resources website, focused one-on-one outreach, news releases, videos, interaction with partner organizations, and meetings with boat tour operators and vendors who sell sunscreen. The Department continues to explore other ways to inform the public on this issue.

It should be noted that, although it is important to address all potential coral reef ecosystem stressors, the primary concerns with Hawaii’s coral reefs continue to be related to land-based source pollution, unsustainable fishing practices, invasive species, and climate change. Continued legislative support to reduce these main stressors will have the largest impact on coral reef resilience and recovery.


Thank you for the opportunity to comment on this measure.

---

<sup>3</sup> Fel et al. (2020), Boyd et al. (2021), Klopčic and Delenc (2017), Lozano et al. (2020), Ahn et al (2019), Yang et al. (2018)

### Citations

- Ahn, Sungjin, et al (2019), A long-wave UVA filter avobenzone induces obesogenic phenotypes in normal human epidermal keratinocytes and mesenchymal stem cells, Archives of Toxicology <https://doi.org/10.1007/s00204-019-02462-1>
- Bluthgen, Nancy, et al. (2014), Accumulation and effects of the UV-filter octocrylene in adult and embryonic zebrafish (*Danio rerio*), Science of the Total Environment 476–477, 207–217, <http://dx.doi.org/10.1016/j.scitotenv.2014.01.015>
- Boyd, Aaron, et al. (2021), A burning issue: The effect of organic ultraviolet filter exposure on the behaviour and physiology of *Daphnia magna*, Science of the Total Environment 750, 141707, <https://doi.org/10.1016/j.scitotenv.2020.141707>
- Campos, Diana, et al (2017), Toxicity of organic UV-filters to the aquatic midge *Chironomus riparius*, Ecotoxicology and Environmental Safety 143, 210–216
- Cocci, Paolo, et al. (2020), Sunscreen active ingredients in loggerhead turtles (*Caretta caretta*) and their relation to molecular markers of inflammation, oxidative stress and hormonal activity in wild populations, Marine Pollution Bulletin 153,111012
- Downs, Craig A. (2020), personal communications, Haereticus Environmental Laboratory, haereticus-lab.org.
- Fel, Jean-Pierre, et al. (2019), Photochemical response of the scleractinian coral *Stylophora pistillata* to some sunscreen ingredients, Coral Reefs, 38:109–122, <https://doi.org/10.1007/s00338-018-01759-4>
- Gago-Ferrero, Pablo, et al. (2013), First Determination of UV Filters in Marine Mammals. Octocrylene Levels in Franciscana Dolphins, dx.doi.org/10.1021/es400675y | Environ. Sci. Technol., 47, 5619–5625
- Giraldo, et al (2017), Ecotoxicological Evaluation of the UV Filters Ethylhexyl Dimethyl p-Aminobenzoic Acid and Octocrylene Using Marine Organisms *Isochrysis galbana*, *Mytilus galloprovincialis* and *Paracentrotus lividus*, Arch Environ Contam Toxicol DOI 10.1007/s00244-017-0399-4
- Klopcic, Ivana, and Marija Sollner Dolenc (2017), Endocrine Activity of AVB, 2MR, BHA, and Their Mixtures, TOXICOLOGICAL SCIENCES, 156(1), 240–251
- Lozano, et al. (2020), Bioaccumulation and Toxicological Effects of UV-filters on Marine Species, Sunscreens in Coastal Ecosystems: Occurrence, Behavior, Effect and Risk, Julián Blasco, Antonio Tovar, and David Sánchez (eds.), Hdb Env Chem, DOI 10.1007/698\_2019\_442
- Yan, Saihong, et al. (2020). Reproductive toxicity and estrogen activity in Japanese medaka (*Oryzias latipes*) exposed to environmentally relevant concentrations of octocrylene, Environmental Pollution 261 (2020) 114104 . <https://doi.org/10.1016/j.envpol.2020.114104>.
- Zhang, Qiuya Y., et al (2016), Assessment of multiple hormone activities of a UV-filter (octocrylene) in zebrafish (*Danio rerio*), <http://dx.doi.org/10.1016/j.chemosphere.2016.06.037>. 0045-6535
- Yang, Changwon, et al. (2018), Avobenzone suppresses proliferative activity of human trophoblast cells and induces apoptosis mediated by mitochondrial disruption, Reproductive Toxicology 81, 50–57, <https://doi.org/10.1016/j.reprotox.2018.07.003>



STATE OF HAWAII  
DEPARTMENT OF HEALTH  
P. O. Box 3378  
Honolulu, HI 96801-3378  
doh.testimony@doh.hawaii.gov

WRITTEN  
TESTIMONY ONLY

**Testimony COMMENTING on SB0132 SD1  
RELATING TO WATER POLLUTION**

SENATOR ROSALYN BAKER, CHAIR  
SENATOR STANLEY CHANG, VICE CHAIR  
SENATE COMMITTEE ON COMMERCE AND CONSUMER PROTECTION  
Hearing Date: 2/23/2021 Room Number: 229

1 **Fiscal Implications:** This measure may impact the priorities identified in the Governor's  
2 Executive Budget Request for the Department of Health's (Department) appropriations and  
3 personnel priorities.

4 **Department Testimony:** SB 0132 SD1 seeks to add avobenzone and octocrylene to the list of  
5 active ingredients restricted from sale or distribution in Hawaii in non-prescription sunscreens.  
6 The Department has the following comments.

7 The Department recognizes the benefits of the 2018 Act 104 prohibiting the sale of  
8 oxybenzone and octinoxate containing sunscreen products in Hawaii. It is heartening to see the  
9 dramatic increase in availability, variety and consumer acceptance of oxybenzone and  
10 octinoxate-free options and mineral sunscreen products that have entered the consumer market in  
11 the past few years. Use of these products meets standards for public health protection and offers  
12 the public a concrete choice to help protect Hawaii's coral reefs and marine environment when  
13 enjoying our beaches. However, the risk of skin cancer from sun exposure remains a hazard for  
14 the people of Hawaii and visitors and it is imperative to consider the potential public health  
15 consequences of additional prohibition on sunscreen ingredients.

1           The Department strongly supports public education efforts and outreach strategies to  
2 inform Hawaii beachgoers about steps they can take to reduce the unintended impacts of  
3 sunscreen use while safely enjoying our tropical marine waters and sunny beaches. The  
4 Department also supports academic and applied research efforts further investigating the fate and  
5 environmental effects of homosalate, octocrylene, octisalate and other sunscreen compounds in  
6 the nearshore marine environment.

7 **Offered Amendments:** None

8 Thank you for the opportunity to testify on this measure.



February 23, 2021

To: The Honorable Rosalyn H. Baker, Chair  
Members, Senate Committee on Commerce and Consumer Protection

From: Tim Shestek  
American Chemistry Council

Re: **SB132 SD1 Relating to Water Pollution. – OPPOSE**

On behalf of the American Chemistry Council (ACC), I am writing to express our concern with SB132 SD1, legislation that would ban non-prescription sunscreens containing avobenzone or octocrylene. If passed, this bill would eliminate many of the U.S. Food and Drug Administration (FDA) approved sunscreen active ingredients that protect skin against the damaging effects of ultraviolet light. In addition to these comments, ACC supports the comments submitted by the Personal Care Products Council (PCPC) and the Consumer Healthcare Products Association (CHPA).

The FDA, the Centers for Disease Control and Prevention (CDC), the U.S. Surgeon General, the American Academy of Dermatology (AAD), the Skin Cancer Foundation, and health care professionals worldwide emphasize that using sunscreens is a critical part of a safe sun regimen. The dangers of sun exposure are clear and universally recognized by public health professionals and dermatologists. The National Institutes of Health Report on Carcinogens identifies solar UV radiation as a “known human carcinogen.” A single bad burn in childhood doubles the risk of developing skin cancer later in life.

ACC shares the concerns regarding the threat to the world’s coral reefs. Climate change and ocean warming are the most notable culprits for reef bleaching. According to the U.S. National Oceanic and Atmospheric Administration’s (NOAA) Coral Reef Conservation Program, coral reefs are impacted by an increasing array of hazards, primarily from global climate change, ocean acidification, and unsustainable fishing practices.

Thank you for the opportunity to share these comments. Should you have any questions, please do not hesitate to contact me at 916-448-2581 or [tim\\_shestek@americanchemistry.com](mailto:tim_shestek@americanchemistry.com). You may also contact ACC’s Hawai’i based representative Ross Yamasaki at 808-531-4551 or [ryamasaki@808cch.com](mailto:ryamasaki@808cch.com)





**To: The Senate Committee Commerce & Consumer Protection (CPN)**  
**Re: SB 132 RELATING TO WATER POLLUTION**  
**Position: STRONG SUPPORT**  
**Hearing Date: Tuesday, February 23, 2021, 9:30 am, videoconference**

Aloha Chair Baker, Vice Chair Chang, and Commerce & Consumer Protection Committee Members

Coral reefs are intrinsic to Hawaiian culture and provide critical natural protection against coastal erosion and sea level rise. Further our coral reefs underpin our vibrant tourism industry, Hawai'i's primary and vital economic engine. Currently, these reefs we depend on are at risk. Where people use marine environments as recreational resources, there is sunscreen pollution. Swimmers put on sunscreen products before they get into the water and over a period of an hour much of that sunscreen will slough off, potentially contaminating the surrounding water. This is a grave concern because it has been reported in the scientific literature that specific chemicals in sunscreen can have irreversibly detrimental effects on marine life, including changes in fish behavior, damage to coral DNA and larvae, and the health of algae, fish, shellfish, urchins, and marine mammals.

The National Oceanic and Atmospheric Administration has already recognized this existential threat to our coral reefs (See: <https://oceanservice.noaa.gov/news/sunscreen-corals.html>)

**SUNSCREEN CHEMICALS AND MARINE LIFE**  
 How sunscreen chemicals enter our environment:

- The sunscreen you apply may not stay on your skin.
- When we swim or shower, sunscreen may wash off and enter our waterways.

**How sunscreen chemicals can affect marine life:**

- GREEN ALGAE:** Can impair growth and photosynthesis.
- CORAL:** Accumulates in tissues. Can induce bleaching, damage DNA, deform young and even kill.
- MUSSELS:** Can induce defects in young.
- SEA URCHINS:** Can damage immune and reproductive systems, and deform young.
- FISH:** Can decrease fertility and reproduction, and cause female characteristics in male fish.
- DOLPHINS:** Can accumulate in tissues and be transferred to young.

**Chemicals in sunscreens that can harm marine life:**  
 Oxybenzone, Octinoxate, Octocrylene, Benzophenone-1, Benzophenone-8, OD-PABA, 4-Methylbenzylidene camphor, 3-Benzylidene camphor, nano-Titanium dioxide, nano-Zinc oxide

**How we can protect ourselves and marine life:**  
 Seek shade between 10 am & 2 pm, use Ultraviolet Protection Factor (UPF) sunwear, and choose sunscreens with chemicals that don't harm marine life.

Seek shade: 10am to 2pm | Umbrella | Sun hat | UV Sun glasses | Sun shirt | Leggings | NOAA | [oceanservice.noaa.gov/sunscreen](https://oceanservice.noaa.gov/sunscreen)

On February 26, 2019, the FDA removed all but two sunscreen ingredients from their GRASE (Generally Recognized As Safe and Effective) Category 1 list. Those two ingredients remaining on the category 1 list are Zinc Oxide and Titanium Dioxide. All other chemical sunscreen ingredients have been placed on the GRASE

category 3 “insufficient data for use in sunscreens” list. Included among those chemical ingredients on the category 3 list are oxybenzone, octinoxate, octisalate, **octocrylene** and **avobenzone**. (See <https://www.fda.gov/media/124655/download> ).

**COMMON INGREDIENTS**

The infographic is divided into two columns. The left column, titled 'GENERALLY RECOGNIZED AS SAFE & EFFECTIVE' with a green checkmark, lists 'Titanium dioxide' and 'Zinc oxide' and features an illustration of a microscope and a flask. The right column, titled 'INSUFFICIENT DATA & SIGNIFICANT DATA GAPS' with a blue 'X' mark, lists 'Avobenzone (fewer data gaps)', 'Homosalate', 'Octinoxate', 'Octisalate', 'Octocrylene', and 'Oxybenzone (fewer data gaps but concerns about skin absorption, endocrine disruption, allergic reactions and systemic toxicity)'. It features an illustration of a microscope.

**UNCOMMON OR UNUSED INGREDIENTS**

The infographic is divided into two columns. The left column, titled 'INSUFFICIENT DATA & SIGNIFICANT DATA GAPS' with a blue 'X' mark, lists 'Citronellol', 'Dioxybenzone', 'Equisalate', 'Hexamethyl', 'Parsulfate (p)', and 'Tetrahydrocortone'. The right column, titled 'UNSAFE FOR USE' with a red warning triangle, lists 'PABA' and 'Fragrance (category)' and features an illustration of four test tubes in a rack.

Research shows both octocrylene and avobenzone pose known risks to human health as well as to Hawaii’s fragile marine environment. Octocrylene degrades into BENZOPHENONE - a “sister” chemical to oxybenzone that is recognized by the FDA, State of California Prop65, and the WHO to be a mutagen, carcinogen, and an endocrine disruptor. Long term exposure to avobenzone and octocrylene is lethal for some organisms living in freshwater environments. See <https://www.ualberta.ca/folio/2020/09/common-sunscreen-ingredients-dangerous-for-freshwater-ecosystems-study.html>

We ask your **strong support for SB 132** restricting the use of sunscreen chemicals that have **questionable effects on the health of humans and marine life** in alignment with **the precautionary principle, affording us the opportunity to protect our environment and communities for future generations.**

Sincerely,  
 Cynthia Punihaole Kennedy, Director  
 Kahalu’u Bay Education Center  
 a program of The Kohala Center



**SB-132-SD-1**

Submitted on: 2/19/2021 5:09:59 PM

Testimony for CPN on 2/23/2021 9:30:00 AM

| <b>Submitted By</b> | <b>Organization</b>                 | <b>Testifier Position</b> | <b>Present at Hearing</b> |
|---------------------|-------------------------------------|---------------------------|---------------------------|
| Lauren Blickley     | Testifying for Surfrider Foundation | Support                   | No                        |

Comments:

On behalf of our four Surfrider Foundation Hawai'i Chapters, I am asking for your support of **SB132** which would ban personal care products (including sunscreens) with the ingredients octocrylene and avobenzone. These two chemicals are highly detrimental to coral reef ecosystems and there are a number of readily available alternatives on the market.

**SB-132-SD-1**

Submitted on: 2/20/2021 6:29:41 AM

Testimony for CPN on 2/23/2021 9:30:00 AM

| <b>Submitted By</b> | <b>Organization</b>          | <b>Testifier Position</b> | <b>Present at Hearing</b> |
|---------------------|------------------------------|---------------------------|---------------------------|
| Robert P Thomas Jr  | Testifying for Kohala Center | Support                   | No                        |

Comments:

I **strongly support SB 132** which would add the petrochemicals octocrylene and avobenzene in sunscreens to Act 104. Research shows both octocrylene and avobenzene pose known risks to human health as well as Hawaii's fragile marine environment.

**SB-132-SD-1**

Submitted on: 2/21/2021 5:28:06 PM

Testimony for CPN on 2/23/2021 9:30:00 AM

| <b>Submitted By</b> | <b>Organization</b>                  | <b>Testifier Position</b> | <b>Present at Hearing</b> |
|---------------------|--------------------------------------|---------------------------|---------------------------|
| Jenny Yagodich      | Testifying for Malama Pūpūkea-Waimea | Support                   | No                        |

Comments:

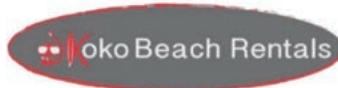
Aloha,

Mālama Pūpūkea-Waimea is the non-profit that cares for, educates about, and protects the fragile marine ecosystem of the Pūpūkea Marine Life Conservation District. We see first-hand the destructive impacts chemicals in sunscreens have on our nearshore environment and strongly support SB132 to prohibit the sale of sunscreens containing avobenzone and octocrylene.

Mahalo



Environmental Caucus of The Democratic Party of Hawai'i



Wailea Property Owners Association



To: The Committee on Commerce and Consumer Protection (CPN)  
Senator Rosalyn Baker, Chair  
Senator Stanley Chang, Vice Chair

Re: SB132 SD1 RELATING TO WATER POLLUTION

Position: **STRONG SUPPORT**

Hearing Date: Tuesday, February 23, 2021 9:30 AM Conference Room 229 & Videoconference

Aloha Chair Baker, Vice Chair Chang, and Committee members,

The noted members of the Hawaii Coral Reef Stakeholders Hui, which includes eminent scientists from around the world including Canada, France, Israel, Iran, and China,

support SB132 SD1 which would add the petrochemicals octocrylene and avobenzone in sunscreens to Act 104, Session Laws of 2018.

It is appropriate and fitting that SB132 was referred to the Hawaii State Senate Committee on Commerce and Consumer Protection because **despite testimony by the Personal Care Product Industry, both octocrylene and avobenzone pose known risks to human health as well as Hawaii’s fragile marine environment.**

In February 2019, the U.S. Food and Drug Administration declared that it does not have sufficient scientific evidence that any of the petrochemical UV filters in sunscreens are safe and effective for human use, including oxybenzone, octinoxate, octocrylene, and avobenzone. However, the FDA does have enough scientific evidence that zinc oxide and titanium dioxide are safe and effective for human use. Here’s a part of their findings, with a link below to the full FDA fact sheet:



## FDA FACT SHEET

### FDA PROPOSED RULE: SUNSCREEN DRUG PRODUCTS FOR OVER-THE-COUNTER-HUMAN USE; PROPOSAL TO AMEND AND LIFT STAY ON MONOGRAPH

On February 21, 2019, FDA [issued a proposed rule](#) describing the conditions under which FDA proposes that OTC sunscreen monograph products are generally recognized as safe and effective (GRASE) and not misbranded.

This action is an important example of FDA’s ongoing efforts to ensure that sunscreens are safe and effective for regular, life-long use. The agency anticipates these changes will improve the quality, safety, and efficacy of sunscreens Americans use every day. FDA will continue to work with industry and public health stakeholders to make sure that consumers have access to safe and effective sunscreens.

#### 1. Proposed GRASE Status of Active Ingredients Listed in the Stayed 1999 Final Monograph

FDA has proposed the following categories for the 16 sunscreen monograph ingredients.

| GRASE* for use in sunscreens    | Not GRASE** for use in sunscreens                 | ***Insufficient data for use in sunscreens   |
|---------------------------------|---|--|
| Zinc oxide and titanium dioxide | Aminobenzoic acid (PABA) and trolamine salicylate | Cinoxate, dioxybenzone, ensulizole, homosalate, meradimate, octinoxate, octisalate, octocrylene, padimate O, sulisobenzene, oxybenzone, avobenzone |

\*GRASE= Generally Recognized as Safe and Effective \*\*These ingredients are not currently marketed. \*\*\*For those ingredients in the “insufficient data” category, FDA proposes that it needs additional data to determine that sunscreens with these ingredients would be GRASE.

<https://www.fda.gov/media/124655/download>

**The first rule of toxicology, unlike the democratic process, states that a chemical is guilty of being toxic until proven non-toxic; this is why the FDA published the above ruling based on the overwhelming scientific evidence currently in the public record. With that said, the scientific evidence below is enough to find both octocrylene and avobenzone guilty of being toxic to the environment and human health.**

Octocrylene degrades into benzophenone, a known carcinogen and endocrine disruptor regulated by the FDA. It affects thyroid function as well as inducing anti-androgenic activity, delaying testicular development and causing anatomic difficulties with female reproductive organs. Benzophenone is banned in food products and packaging in the United States, and is listed as a carcinogen and developmental disruptor under California Proposition 65. **Under California Proposition 65, there is no safe harbor for benzophenone in any personal care products, including sunscreens, anti-aging creams, and moisturizers**<sup>2</sup>.

Industry has admitted that its octocrylene-products may be contaminated with benzophenone. Dermal absorption of benzophenone into the body may exceed 70%, based on dermal absorption studies conducted by Prof. Howard Maibach and colleagues in the 1990s – a strong argument for regulatory prohibition of this chemical in perfumes and other topical products. That octocrylene products are tainted by benzophenone clearly questions the overall safety of these products for public use.

Knowing what we know now, **why would anyone apply sunscreens containing octocrylene on their children or grandchildren even once a day, not to mention several times a day, as recommended by industry?**

Further, octocrylene can act as a metabolic toxicant in corals, potentially decreasing the resiliency of coral reefs to climate change. Monsanto Chemical company patented benzophenone as an herbicide in 1954, increasing the threat that octocrylene-based product could induce lower thresholds of coral bleaching.

Avobenzone is the leading active ingredient in chemical sunscreens and can cause hormone disruptions. Long-term exposure to avobenzone and octocrylene has been found to be lethal for some organisms living in freshwater environments, and are considered dangerous for freshwater ecosystems. Evolving science around the world clearly demonstrates that these ubiquitous and pervasive reef toxins irreversibly interfere with the life-cycles of Hawaii's foundational and endemic marine life including corals, algae, fish, shellfish, sea urchins and marine mammals.

Industry cites only one study, paid for by industry, to refute hundreds of independent studies around the world exposing the ecotoxicological effects of octocrylene and avobenzone to humans and the environment. Based on its testimony to date, industry clearly believes that this one study is enough to convince the Hawaii State Legislature of

the safety and efficacy of octocrylene and avobenzone, two petrochemicals that have been known to pose a risk to both human and environmental health for years.

### **Hawai'i is smarter than that.**

The attached letters of support from eminent scientists from around the world urging the Hawai'i State Legislature to ban the sale of sunscreens containing octocrylene and avobenzone attest to the global dangers of these two chemicals, and acknowledge Hawaii's ongoing leadership in prohibiting the sale of chemicals in sunscreen that have been known to be reef toxins for years.

It has been argued that banning sunscreens containing petrochemicals like avobenzone and octocrylene from the market would lead to additional skin cancers, because people therefore won't use any sunscreen.

Sunscreen preparations were designed to protect against sunburn and because of this they are assumed to protect against skin cancer, but unfortunately this relationship is inferential only<sup>3</sup>. **There are no definitive studies that demonstrate that sunscreens protect against skin cancers** as evidenced by research published by the World Health Organization, US Environmental Protection Agency and dermatologist alike<sup>4-6</sup>.

The argument also ignores what the World Health Organization has called "sunscreen abuse." Petrochemical sunscreens are often not applied sufficiently or frequently enough, and wash off in water, so may not actually protect from sunburn as much as people are led to believe. A false sense of protection against both UVB and UVA pathologies<sup>7</sup> may cause people to spend more time in the sun. This additional exposure to the sun, or "sunscreen abuse," increases the risk of melanoma and may cause MORE skin cancers.

Banning the sale of sunscreens containing octocrylene or avobenzone may only remove up to 40% of the chemical sunscreens from the market, not 60% as industry states. Yet since Act 104 was enacted in 2018, the availability of affordable sunscreens containing zinc oxide and titanium dioxide which the FDA has determined to be safe and effective for human use has proliferated. Retailers across the board are requesting mineral sunscreens in response to high customer demand for sunscreen products with ingredients the FDA says are safe and effective, instead of sunscreens with octocrylene and avobenzone which the FDA can not determine are safe and effective. Comfortable, fashionable and affordable UPF clothing is also widely available due to this evolved customer demand for safer products. We must move away from using octocrylene, avobenzone, oxybenzone, octinoxate and other soluble petrochemical UV filters which have achieved nothing in benefit and only bioavailability, bioaccumulation, and toxicity to humans and wildlife, while polluting the entire global water supply.

<https://www.ewg.org/sunscreen/best-sunscreens/best-beach-sport-sunscreens/>

The best course is to avoid the mid-day sun, but if you will be in the sun, wear a protective hat and clothing and sunscreens with zinc oxide or titanium dioxide. This is much better course for both public health and our fragile marine environments than using a petrochemical sunscreen that washes off in water and kills corals and other marine life, gets absorbed into your bloodstream, and may disrupt your hormones, potentially causing more cancers.

Approximately one-fourth of the plants, fish, and invertebrates found in Hawaiian coral reefs are endemic to Hawaii. Coral reefs are intrinsic to Hawaiian culture, and fundamental to the fabric of our local communities. They provide critical habitat for near shore marine life, and natural protection against coastal erosion and sea-level rise, ecosystem Services worth billions of dollars. Further, our coral reefs underpin tourism, Hawaii’s primary economic engine. It is therefore critical to eliminate as many existential threats to our marine ecosystems as possible, like these additional reef-toxic chemicals, to ensure our reefs can both survive and thrive for future generations.

**SUNSCREEN CHEMICALS AND MARINE LIFE**

**How sunscreen chemicals enter our environment:**

- The sunscreen you apply may not stay on your skin.
- When we swim or shower, sunscreen may wash off and enter our waterways.

**How sunscreen chemicals can affect marine life:**

**Chemicals in sunscreens that can harm marine life:**  
 Oxybenzone, Octinoxate, Octocrylene, Benzophenone-1, Benzophenone-3, OD-PABA, 4-Methylbenzylidene camphor, 3-Benzylidene camphor, nano-Titanium dioxide, nano-Zinc dioxide

- GREEN ALGAE:** Can impair growth and photosynthesis.
- CORAL:** Accumulates in tissues. Can induce bleaching, damage DNA, larval defects and even kill.
- MUSSELS:** Can induce larval deformities.
- SEA URCHINS:** Can damage immune and reproductive systems, and deform larvae.
- FISH:** Can decrease fertility and reproduction, and cause female characteristics in male fish.
- DOLPHINS:** Can accumulate in tissues and be transferred to young.

**How we can protect ourselves and marine life:**

Seek shade between 10 am & 2 pm, use Ultraviolet Protection Factor (UPF) sunwear, and choose sunscreens with chemicals that don't harm marine life.

- Seek shade: 10am to 2pm
- Umbrella
- Sun hat
- UV Sun glasses
- Sun shirt
- Leggings

[oceanservice.noaa.gov/news/sunscreen-corals.html](http://oceanservice.noaa.gov/news/sunscreen-corals.html)

The need for SB132 is obvious and critical. We strongly urge this Senate committee responsible for ensuring consumer protection in Hawai'i to pass this bill and apply the Precautionary Principle and choose the "better safe than sorry" course of action, costly only to industry and safer for the public and our marine ecosystems.



This photograph was taken on Waikiki Beach in 1995. Hawai'i residents knew 26 years ago that petrochemical sunscreens harm our marine environment.



Photo credit Dr. Denis Dudley, MD, FRCS(C)

Please do not allow the \$10B a year Personal Care Product Industry to continue to profit from endangering Hawai'i residents and our critical marine resources.

Mahalo for the opportunity to testify on behalf of Hawaii's coral reefs!

With aloha,

Coral Reef Stakeholders Hui:

Melodie R. Aduja  
Alan B. Burdick  
Co-chairs  
Environmental Caucus of the  
Democratic Party of Hawaii

Ted Bohlen  
Hawaii Reef and Ocean Coalition

Cindi Punihaole  
Director Kahalu`u Bay Education Center  
The Kohala Center

Mendy Dant  
Executive Vice President  
Fair Wind Cruises

Lisa Bishop  
President  
Friends of Hanauma Bay

Craig Downs, Ph.D.  
Executive Director  
Haereticus Environmental Laboratory

Maxx Phillips  
Hawai'i Director  
Center for Biological Diversity

William T. White, III  
President, Wailea Property Owners  
Association

Bill Coney  
Dr. Susanne Otero  
Co-Founders  
Legacy Reef Foundation

Pat B. Lindquist  
President  
Napili Bay and Beach Foundation

Rene Umberger  
Executive Director  
For the Fishes

Jamie Lung Ka'eo  
General Manager  
Hale Napili

Ken Staples  
Director of Hawai'i Operations  
Ocean Defenders Alliance

Ka`imi Kaupiko  
Executive Director  
Kalanihale

Mike Nakachi  
President  
Moana Ohana

Caren Loebel-Fried  
Artist, Illustrator, Author

Caroline Duell  
CEO  
All Good

Brian A. Guadagno  
Founder  
Raw Elements USA

Elizabeth Reilly  
Founder/President  
Livable Hawaii Kai Hui

Wilkie McClaren  
Safe Sunscreen Coalition

Lauren Blickley  
Hawai'i Regional Manager  
Surfrider Foundation

Rick Gaffney  
President  
Hawaii Fishing & Boating Association

Sue Aronson  
Owner  
Kona Coast Realty Corp.

Florin Nica  
Owner  
Hanauma Bay Snorkel Adventures

Kealoha Pisciotta  
Founder  
Kai Palaoa

Iris Kahaulelio  
Aloha Surfing Ohana

Ryan Scalf and Christy Johnson  
Co-Owners  
Nudi Wear

Ray Hollowell  
Founder  
Sea Inspiration

Christine Zalewski, Ph.D.  
Founder  
Silver Spiral Seas, LLC

Matt Zimmerman  
Owner  
Island Divers Hawaii and Honolulu Scuba  
Company

Jeannie Jewell  
President  
Destination Kona Coast

Scott Head  
Vice President of Resort Operations  
Waikoloa Beach Resort

Marcio Lira  
Florin Mosanica  
Co-Founders  
Koko Beach Rentals

Marcio Lira  
Owner  
Kaimana Tours

## References:

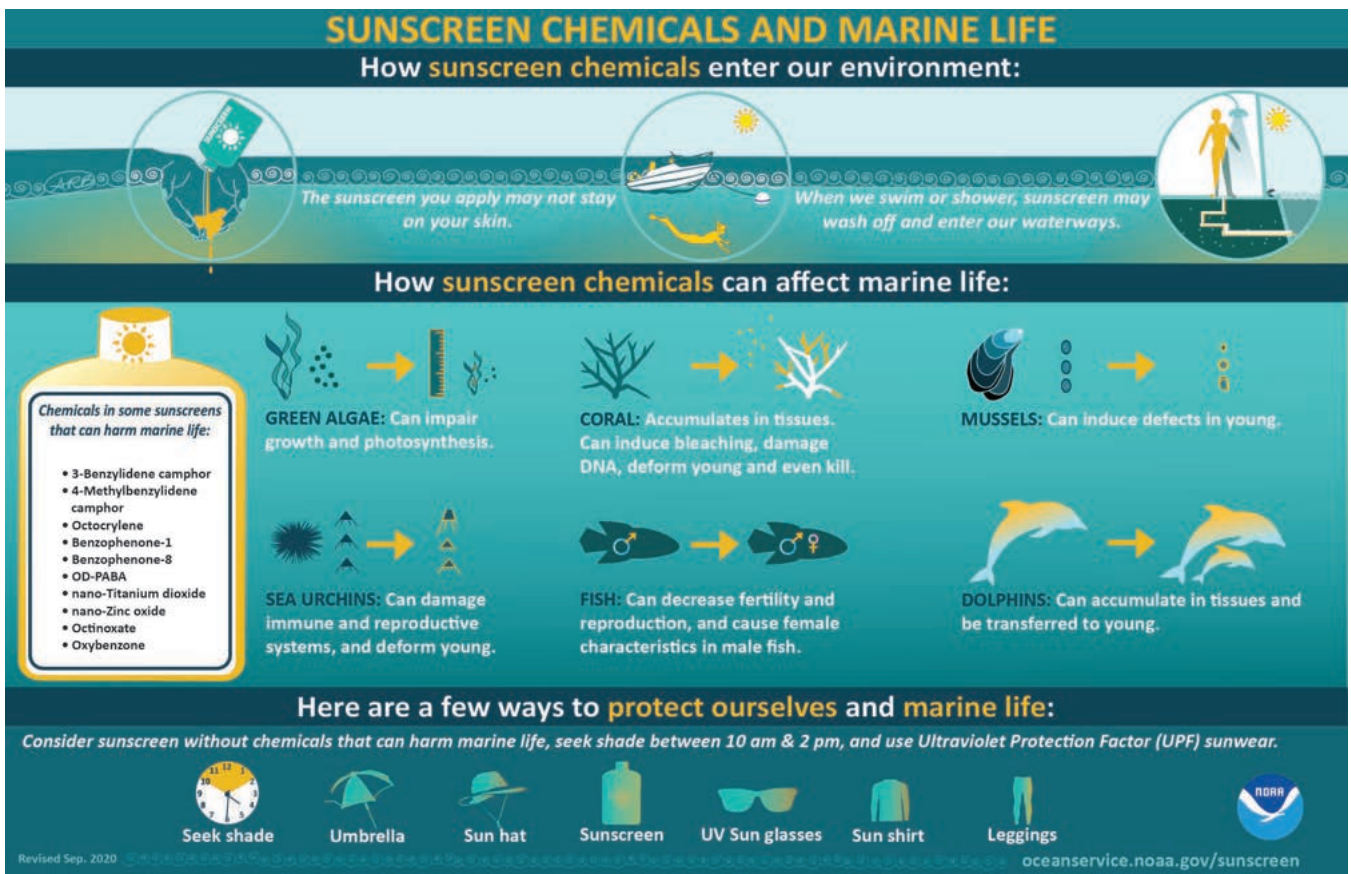
1. <https://www.fda.gov/news-events/press-announcements/fda-advances-new-proposed-regulation-make-sure-sunscreens-are-safe-and-effective>
2. National Drug Code Directory Database on March 8, 2019, U.S. Food and Drug Administration, Washington, DC.  
<https://www.fda.gov/drugs/drug-approvals-and-databases/national-drug-code-directory>
3. Emmet. Ultraviolet radiation as a cause of skin tumors. *CRC Crit REV Toxicol.* 1973;2(2):211-55. Conclusion: “The preparations are all designed to protect against the acute effects of ultraviolet, namely sunburn. Because of their effectiveness in this regard, they are often assumed to protect against ultraviolet carcinogenesis. In most, however, there is little or published evidence that they do so and the relationship is inferential.”
4. World Health Organization - Vainio et al. An International evaluation of the cancer-preventive potential of sunscreens. *Int J Cancer.* 2000;88(5);838-42. Conclusion: “... the topical use of sunscreens reduces the risk of sunburn in humans...No conclusion can be drawn about the cancer-preventative activity of topical use of sunscreens against basal-cell carcinoma and cutaneous melanoma ...”
5. Environmental Protection Agency: Sunscreen the burning fact 2006. Is sunscreen fail-safe (pg6). [www.epa.gov](http://www.epa.gov) Conclusion: “Although a sunscreen with an SPF of 15 or higher offers protection from the sun’s damaging rays, it does not block all of the sun’s damaging rays. In fact, there is no evidence that sunscreens protect you from malignant melanoma, the deadliest form of skin cancer, even though sunburns have been linked with the development of melanoma.”
6. Waldman et al. The role of sunscreen in the prevention of cutaneous melanoma and nonmelanoma skin cancer. *J Am Acad Dermatol.* 2019 Feb;80(2):574-576. Conclusion: “Could it be that the nearly universal recommendation of dermatologists and professional societies to use sunscreen to prevent skin cancer is unfounded?”
7. World Health Organization - Autier P. Sunscreen abuse for international sun exposure. *British Journal of Dermatology* 2009 161 (Suppl. 3), ppg 40-45. Conclusion: “The increased duration could be the reason why melanoma risk is increased when sunscreen is used. Hence, sunscreen abuse may extend sun exposure behaviors that would not be possible otherwise.”

Aloha Hawaii Legislature,

This letter is testimony for our support of Senate Bills 132 & 366 and House Bill 102.

The inclusion of avobenzone, homosalate, octisalate and especially octocrylene, as amendments to 2018 Hawaii Act 104 is an important step in coral reef and marine conservation against the threat of localized plumes of sunscreen pollution. Hawaii’s leadership in banning oxybenzone and octinoxate inspired the rest of the world to pass their own regulations, but also inspired millions of tourists to consider their impact to the places they love to visit.

These chemicals pose a potential threat to coral reefs and other marine life. I would like to point out that even U.S. NOAA recognizes their capacity to afflict harm to a variety of marine life, from corals to marine mammals.



**SUNSCREEN CHEMICALS AND MARINE LIFE**  
How sunscreen chemicals enter our environment:

The sunscreen you apply may not stay on your skin.

When we swim or shower, sunscreen may wash off and enter our waterways.

**How sunscreen chemicals can affect marine life:**

**Chemicals in some sunscreens that can harm marine life:**

- 3-Benzylidene camphor
- 4-Methylbenzylidene camphor
- Octocrylene
- Benzophenone-1
- Benzophenone-8
- OD-PABA
- nano-Titanium dioxide
- nano-Zinc oxide
- Octinoxate
- Oxybenzone

**GREEN ALGAE:** Can impair growth and photosynthesis.

**CORAL:** Accumulates in tissues. Can induce bleaching, damage DNA, deform young and even kill.

**MUSSELS:** Can induce defects in young.

**SEA URCHINS:** Can damage immune and reproductive systems, and deform young.

**FISH:** Can decrease fertility and reproduction, and cause female characteristics in male fish.

**DOLPHINS:** Can accumulate in tissues and be transferred to young.

**Here are a few ways to protect ourselves and marine life:**

Consider sunscreen without chemicals that can harm marine life, seek shade between 10 am & 2 pm, and use Ultraviolet Protection Factor (UPF) sunwear.

Seek shade    Umbrella    Sun hat    Sunscreen    UV Sun glasses    Sun shirt    Leggings

Revised Sep. 2020    [oceanservice.noaa.gov/sunscreen](http://oceanservice.noaa.gov/sunscreen)

Many in the product-protection lobby (including those in academia who have been “captured” by industry) will say that there is no proof that these chemicals are a threat to marine life. They pose a twisted and corrupt narrative – by Federal law, the onus is on industry to provide to the public the scientific validated data of the potential harm that these chemicals can afflict onto wildlife. Industry has not provided any data regarding their ecotoxicity or relevant and authentic environmental contamination. All of the data has been generated by academic, government, or non-profit organizations. This is a grievous short-coming, and industry should be required to provide objective information that is reviewed by a consensus of non-conflict of interest experts. Until such assurances can be provided by industry, these chemicals should not be allowed to be used in such massive commercial quantities. The threat is too great!

Octocrylene is ubiquitous in coastal environments. Octocrylene can be found in the fish we eat (Cunha et al. 2018), in the shellfish that we consume (Picot-Groz et al. 2018), and it has been found in coral reefs and marine environments in many places around the world, including Hawaii’s (Tsui et al. 2017; Mitchelmore et al. 2019). Its environmental pollution stems from the fact that it is found in most of the sunscreen products and anti-aging creams throughout the world, and often at a concentration of 10% octocrylene (v/v) per product.

The ecotoxicity of octocrylene has been known to be a threat to wildlife since 2014, when it was shown that fish exposed to octocrylene exhibited endocrine disruption action, as well as inducing developmental deformities in the brain and testes of larval fish (Blüthgen et al. 2014). Recently, the danger of octocrylene has been further discovered to cause reproductive tissue deformities in developing fish larvae (Zhang et al. 2016). Just this past year, scientists documented that environmentally relevant concentrations of octocrylene acted as estrogenic endocrine disruptors and caused reproductive toxicity in fish – essentially threatening the continuity of populations (Yan et al. 2020). What are the impacts of octocrylene pollution to Hawaii’s reef fish? And if our fish are contaminated with octocrylene, what does that mean for people eating these fish, especially pregnant women and keiki?

The ecotoxicity of octocrylene to aquatic invertebrates is just as alarming. Octocrylene induced toxic metabolic effects in coral that could have implications in reducing their resiliency to climate change (Stien et al. 2019; Stien et al. 2020). Octocrylene causes an ecdysone endocrine disruption and an induction of the protein stress response (Ozaez et al. 2016; Muniz-Gonzalez & Martinez-Guitarte, 2018). Furthermore, studies indicate that octocrylene exhibited an ecological threat at environmental concentrations to marine organisms, such as algae, sea urchins, mussels, and an arthropod critical in marine food webs (Giraldo et al. 2017).

Avobenzone is a suspected metabolic-disrupting obesogen – a toxicant that can either cause an animal to inappropriately store fat, or inappropriately cause it to “burn up” its fat reserves (Ahn et al. 2019). Additional evidence indicates that avobenzone may act as metabolic obesogen by causing a dysfunction with the cell’s mitochondria (the power-house of the cell), which may lead to cell death and accelerated aging (Yang et al. 2018).

A study published this year showed that the combination of avobenzone and octocrylene cause an aquatic invertebrate to die 7-days after it was initially exposed (Boyd et al. 2021). Avobenzone

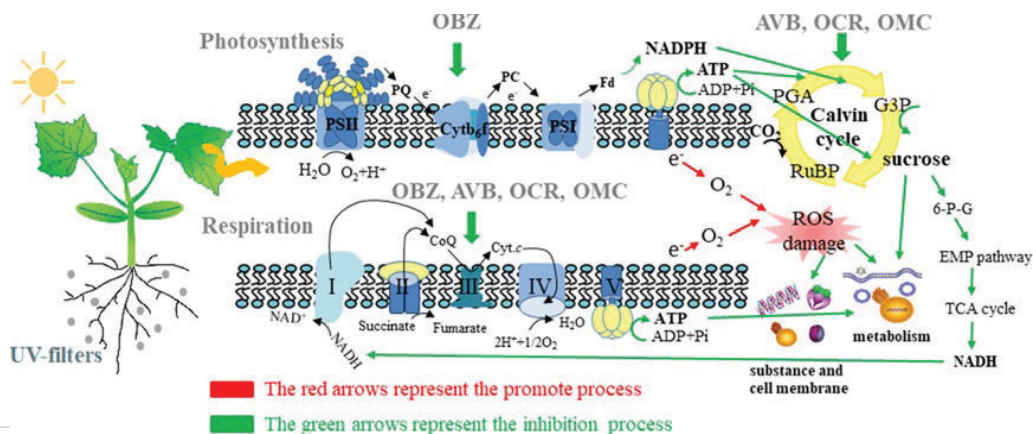
exposure cause a change in both reproductive and metabolic outputs in this aquatic invertebrate. This study concluded that “...that the most well-studied UV filter, oxybenzone, may not be the most toxic to *Daphnia* (an aquatic invertebrate), as both avobenzone and octocrylene induced behavioural and physiological disruption at environmentally realistic concentrations.” This study was very alarming because this aquatic invertebrate is a key component of the food web, and the loss of this species threatens ecological integrity.

Avobenzone can also pose a threat to plants (sea grasses) and algae, including coral. Colleagues from China and I published work on how avobenzone is toxic to photosynthesis and mitochondrial metabolism in plants (Zhong et al. 2020).



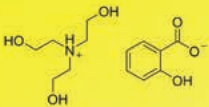
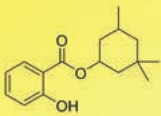
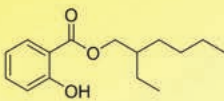

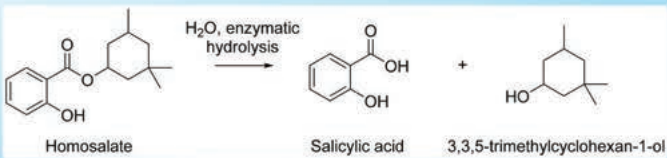
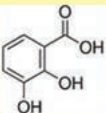
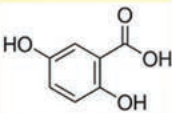
**AVB = Avobenzone exposed plants**

Could this toxicity occur in corals and causing a bleaching? A single industry-funded study says no, but their experimental design has a number of significant flaws, and its questionable any of the corals were actually exposed to avobenzone (its not very water soluble).



Octisalate and homosalate can be metabolized by mammals (e.g., humans, monk seals, humpback whales, dolphins) and animals into metabolites that are known teratogens and fetogens. Teratogens and fetogens are poisons that cause birth defects and may result in miscarriages.

**Pregnancy Dangers of Salicylate-Sunscreen Drugs:**

| <b>Trolamine Salicylate</b>   | <b>Homosalate</b>  | <b>Octisalate</b>  |
|---|--|--|
| <br><b>Category 2</b><br>Banned, 2019  | <br><b>Category 3</b><br>Removed from GRASE, 2019   | <br><b>Category 3</b><br>Removed from GRASE, 2019 |
|    | <p><b>The Salicylate-sunscreens, such as trolamine salicylate, homosalate, and octisalate can be metabolized into salicylic acid. Salicylic acid and its derivatives can cause birth defects.</b></p> <div style="display: flex; justify-content: center; align-items: center;">  </div> |  |
| <p>Salicylic acid is further metabolized into two chemicals known to cause birth defects: 2,3-dihydroxybenzoic acid and 2,5-dihydroxybenzoic acid (Karabulut et al. (2000) Toxicology In Vitro 14(4):297-307).</p>          | <br><b>2,3-dihydroxybenzoic acid</b>  | <br><b>2,5-dihydroxybenzoic acid</b>             |
| <p><b>Many sunscreen products contain 15% homosalate and 5% octisalate. These chemicals are readily absorbed through the skin and into the blood, where they can cross into the womb and into the developing fetus.</b></p> |  |  |

Please consider this legislation as an important conservation tool in the judicious and effective management to mitigate the toxic effects of sunscreen pollution.

Respectfully submitted,



Craig A. Downs, Ph.D.  
Executive Director



## References Cited:

- Ahn et al. (2019) A long-wave UVA filter avobenzone induces obesogenic phenotypes in normal human epidermal keratinocytes and mesenchymal stem cells. *Archives of Toxicology* 93:1903-195.
- Blüthgen et al. (2014) Accumulation and effects of the UV-filter octocrylene in adult and embryonic zebrafish (*Danio rerio*). *Science of the Total Environment* 476-477:207-217.
- Boyd et al. (2021) A burning issue: the effect of organic ultraviolet filter exposure on the behaviour and physiology of *Daphnia magna*. *Science of the Total Environment* 750:141707.
- Cunha et al. (2018) UV-filters and musk fragrances in seafood and commercialized in Europe Union: occurrence, risk and exposure assessment. *Environmental Research* 161:399-408.
- Giraldo et al. (2017) Ecotoxicological evaluation of the UV filters ethylhexyl dimethyl p-aminobenzoic acid and octocrylene using marine organisms *Isochrysis galbana*, *Mytilus galloprovincialis*, and *Paracentrotus lividus*. *Archives of Environmental Contamination and Toxicology* 72:606-611.
- Mitchelmore et al. (2019) Occurrence and distribution of UV-filters and other anthropogenic contaminants in coastal surface water, sediment, and coral tissue from Hawaii. *Science of the Total Environment* 670:398-410.
- Muniz-Gonzalez & Martinez-Guitarte (2018) Effects of single exposure and binary mixtures of ultraviolet filters octocrylene and 2-ethylhexyl 4-(dimethylamino)benzoate on gene expression in the freshwater insect *Chironomus riparius*. *Environmental Science and Pollution Research* 25:35501-35514.
- Ozaez et al. (2016) Ultraviolet filters differentially impact the expression of key endocrine and stress genes in the embryo and larvae of *Chironomus riparius*. *Science of the Total Environment* 557-558:24-247.
- Park et al. (2017) Single and mixture toxicity of three organic UV-filters, ethylhexyl methoxycinnamate (octinoxate), octocrylene, and avobenzone on *Daphnia magna*. *Ecotoxicology and Environmental Safety* 137:57-63.
- Picot-Groz et al. (2018) Diurnal variation in personal care products in seawater and mussels at three Mediterranean coastal sites. *Environmental Science and Pollution Research* 25:9051-9059.
- Stien et al. (2018) Metabolomics reveal that octocrylene accumulates in *Pocillopora damicornis* tissues as fatty acid conjugates and triggers coral cell mitochondrial dysfunction. *Analytical Chemistry* 91:990-995.
- Stien et al. (2020) A unique approach to monitor stress in coral exposed to emerging pollutant. *Science Reports* 10:9601.
- Tsui et al. (2017) Occurrence, Distribution, and Fate of Organic UV Filters in Coral Communities. *Environmental Science & Technology* 51:4182-4190.

Yan et al. (2020) Reproductive toxicity and estrogen activity in Japanese medaka (*Oryzias latipes*) exposed to environmentally relevant concentrations of octocrylene. *Environmental Pollution* 261:114104.

Yang et al. (2018) Avobenzone suppresses proliferative activity of human trophoblast cells and induces apoptosis mediated by mitochondrial disruption. *Reproductive Toxicology* 81:50-57.

Zhang et al. (2016) Assessment of multiple hormone activities of a UV-filter (octocrylene) in zebrafish (*danio rerio*). *Chemosphere* 159:433-441.

Zhong et al. (2020) Comparison of toxicological effects of oxybenzone, avobenzone, octocrylene, and octinoxate sunscreen ingredients on cucumber plants (*Cucumis sativus* L.). *Science of the Total Environment* 714:136879.



Department of Biology  
February 3, 2021

Hawaii State Legislature  
Dear Members,

I write in support of two bills that will come before you (SB366/HB102) that ban the use of sunscreens containing oxybenzone and avobenzone. These sunscreens are found in all the world's coastal waters principally due to human application to prevent UV skin damage. However, it is also found in seafood and marine organisms that humans consume (oysters, fish, crabs, shrimp). The toxicity of these compounds has been shown to be alarming including being toxic to reef corals and fish. I support legislative Senate Bill 366 and House Bill 102 because it will mitigate pollution that threatens the conservation and restoration of coral reefs and the overall health of the oceans.

My 50 years as a coral reef ecologist put me in the witness box to the global collapse of coral reef ecosystems from human stress. Science is now demonstrating that decreased local stress improves resiliency to global stressors like thermal bleaching. The continued use of toxic chemicals is unnecessary and can only push reefs closer to the brink of extinction.

Sincerely,

Phillip Dustan PhD FLS  
Professor of Biology

Hawaii State Legislature

February 6, 2020

Dear Committee Members,

I am writing in support of two bills, Senate Bill 366, Senate Bill 132, and House Bill 102, that will soon be coming before you to ban the use of sunscreens containing avobenzone and octocrylene in Hawaii. In 2019 alone, about 10.5 million tourists visited Hawaii. Most visitors use sunscreens containing the above chemicals. I implore you to pass these bills for the long-term sustainability of Hawaii's marine environment and the tourism economy that relies on Hawaii's beautiful ecosystems.

Sunscreen chemicals cause damage to the marine life and environment at multiple levels. Many research studies have reported that these chemicals are toxic to fish, shellfish, coral and microplants (Tsui et al, 2014). Small fish depend on microplants for food. When the sunscreen chemicals destroy microplants, small fish are the first to go, followed by bigger fish. The loss of microplants can impact the entire food chain. Large fish and shellfish can store these chemicals to a very high concentration (Fent et al., 2010). In a study in Switzerland rivers, high levels of octocrylene were detected in brown trout (Poiger et al., 2004). In another study, high levels of octocrylene were detected in mussels (Bachelot et al. 2012). When people eat seafood with high levels of sunscreen chemicals, they are unwittingly exposed to the toxicity of these chemicals. Many of these chemicals penetrate coral cells and kill them by causing coral bleach. Fifty percent of the world's coral reefs have already died because of physical and chemical pollution. Coral reefs support 25% of all aquatic life in our oceans (Boyce et al, 2010). The loss of reefs would have direct impact on millions of people around the globe including all of Hawaii's residents. In addition to killing fish and corals, sunscreen chemicals can also change the water chemistry by destroying the chemical balance of sea water. Change in marine chemistry will have long-term implications on the whole marine ecosystem. US Food and Drug Administration (FDA) is seriously considering banning several chemicals in the sunscreens (Matta et al., 2020). Additional information on the toxicity of sunscreen compounds on the environment and human health can be found in the following research papers (Downs et al., 2016; Goikaas et al, 2007; Laffoley et al., 2019; Song, 2020).

From my experience as an environmental toxicologist with 24 years of research experience in drinking water, wastewater treatment, and environmental toxicology, I strongly support Senate Bill 366, Senate Bill 132 and House Bill 102. Banning sunscreens containing toxic chemicals such as oxybenzone and avobenzone in Hawaii is the right decision for the environment and for Hawaii's economic sustainability long term. It will protect Hawaii's marine life and protect people's health in Hawaii and the tourists who visit Hawaii to be able to enjoy the pristine beaches and oceans for generations to come.

Respectfully submitted,



Achal Garg, Ph.D.

Board of Directors at Chemists Without Borders

Adjunct Professor, Miami University, Oxford, Ohio

Research and Development Manager, Wastewater Division, City of Cincinnati (Retd.)

Fulbright Scholar, Namibia, 2012

Fulbright Scholar, Peru, 2019

[achalkgarg@gmail.com](mailto:achalkgarg@gmail.com)

Ph. 513-378-7610

## References:

1. Bachelot, M., Dominique, Z., Patrik, M., Gall, L., Casellas, C., Fenet, H., Gomez, H. Organic UV filter concentrations in marine mussels from French coastal regions. *Science of The Total Environment*, (420), 273-279 (2012)
2. Boyce, D.G., Lewis, M.R., and Worm, B., Global phytoplankton decline over the past century. *Nature*, vol. 466, pg. 591–596 (2010)
3. Downs, C.A., et al., Toxicopathological Effects of the Sunscreen UV Filter, Oxybenzone (Benzophenone-3), on Coral Planulae and Cultured Primary Cells and Its Environmental Contamination in Hawaii and the U.S. Virgin Islands.. *Arch Environ Contam. Toxicol.*, 70, 265–288 (2016)
4. Fent, K., Zenker, A., Rapp, M. Widespread occurrence of estrogenic UV-filters in aquatic ecosystems in Switzerland., *Environmental Pollution*, 158, (5), 1817-1824, 2010
5. Giokaas, D.L., Salvador, A., and Chisvert, A., UV Filters: From sunscreens to human body to the environment. *Trends in Analytical Chemistry*, vol. 26, pg. 360-374, 2007.
6. Laffoley, D., et al., Eight urgent, fundamental and simultaneous steps needed to restore ocean health, and the consequences for humanity and the planet of inaction or delay. *Aquatic Conserv: Marine and Fresh Water Ecosystem*, 1–15, (2019).
7. Matta, M.K., Florian, J., Zusterzeel, R., et al., Effect of Sunscreen Application on Plasma Concentration of Sunscreen Active Ingredients. A Randomized Clinical Trial. *JAMA*.323(3):256-267, (2020)
8. Poiger, T., Buser, H.R., Balmer, H.E., Bergqvist, P.A., Müller M.D. Occurrence of UV filter compounds from sunscreens in surface waters: regional mass balance in two Swiss lakes. *Chemosphere*, 55, 951-963 (2004).
9. Song, S., Occurrence and transfer of benzophenone-type ultraviolet filters from the pregnant women to fetuses. *Science of the Total Environment*, 726 (2020)
10. Tsui, M., Leung, H.W., Wai, T., Yamashita, N., Taniyasu, S., Liu, W., Lam, P., Murphy, M.B. Occurrence, distribution and ecological risk assessment of multiple classes of UV filters in surface waters from different countries. *Water Research*, 67, 55-65 (2014).



February 3, 2021

**Re: Letter of support for ban of Octocrylene**

To whom it may concern

I support legislative Senate Bill 366 and House Bill 102 that will help to mitigate pollution that threatens the conservation and restoration of coral reefs in Hawaii. There is increasing scientific evidence that traces of chemicals such as octocrylene originating in cosmetics and sunscreens can be found in aquatic environments with high swimmer pressure. In these studies various effects of these chemicals and their derivatives were reported to have deleterious affects on marine life including corals. Studies by our group further showed that the active ingredients found in these common sunscreens and cosmetics affect coral larval viability and is toxic to coral cells *in vitro*. We demonstrated that these chemicals can cause disruption of coral physiology and may even cause their death. It was found that these chemicals accumulate in coral tissues and causes dysfunction of the coral cells' mitochondria (Stein et al 2019, 2020). These effects occur at concentrations that are found in the environment. The information published in these papers is significant and should hopefully be taken into account by legislators in Hawaii. In light of these deleterious effects and the large number of swimmers in areas where corals are found, we call for the prevention of further harm to our marine life from this chemical. This is especially important in light of possible additive effects of these chemicals with additional pollutants and with the deleterious effect of climate change. We therefore call for a ban of this chemical and its derivatives in sunscreens used in Hawaii in order to maintain healthy reefs and marine environment in the wonderful Hawaiian Islands.

Sincerely

*Esti Kramarsky-Winter*

Dr Esti Kramarsky Winter  
Dept of Biotechnology Engineering  
Ben Gurion University  
Beersheva Israel



In The Name of God

Institute of Geophysics  
University of Tehran

No. ....

Date.....

**Date: For the 2021 Hawaii Legislative Season**

**To: The State of Hawaii Legislature, its Committees and Chairpersons, and Governor Ige**

Re: Restriction of the Sale of Octocrylene & Avobenzone SPF products

DANGER of UV chemicals to climate change and its carbon footprint.

I am an environmental scientist and oceanographer at the Institute of Geophysics within the University of Tehran, Tehran, Iran. I am one of the foremost experts in my country that studies the impact of human activities on the marine environment.

To the point, I want to express my support for HB102 and SB366. These bills were written with the broad input of a number of independent scientists that strikes a wise and effective balance to diminish Oxybenzone/Octinoxate environmental pollution to coral reefs and other marine habitats, while NOT impacting tourism.

I am sure there will be a number of scientists worldwide who will provide scientific testimony to the toxicology and pollution of these two dangerous chemical that impacts all matter of marine life, but also the integrity of human health.

Carbon footprint - I would like to point out something that my other scientific colleagues may not. The CARBON FOOTPRINT of hydrocarbon-based sunscreens is considerable. If Hawaii DLNR is correct, that over 55 gallons of sunscreen pollutes the coast line of Maui per day, then we can calculate that the input of octocrylene alone is contributing to 4,444lbs (2.02 metric tons) of CO<sub>2</sub> per year. If you include avobenzone into the calculation, that is almost 1.5 metric tons of CO<sub>2</sub> per year. For Hanauma Bay, assuming that 6,025 pounds of octocrylene pollutes the bay per year, that is equivalent to more than 8.5 metric tons of CO<sub>2</sub> per year.

Sunscreen pollution is not just the direct toxic impact it has to nearshore and mesophotic reef habitats, and migrating cetaceans. The use of these chemicals in Hawaii has a direct contribution of the CO<sub>2</sub> load to atmospheric and oceanic condition. The State of Hawaii government has made a promise to recognize and mitigate the overall size of their carbon footprint. Sunscreen pollution and its impact to climate change is an issue that Hawaii can show leadership and responsibility.

Your efforts in legislative conservation have been noted around the world, and we applaud your effort and leadership.

Respectfully submitted,

**S. Abbas Haghshenas, PhD**

Assistant Professor in Physical Oceanography

Institute of Geophysics -University of Tehran

Tehran, Iran

Tel: +98 21 6111 8318 Cell.: +98-912-185-7057

Email: [sahaghshenas@ut.ac.ir](mailto:sahaghshenas@ut.ac.ir)

[sahaghshenas@yahoo.com](mailto:sahaghshenas@yahoo.com)



# 山東農業大學

SHANDONG AGRICULTURAL UNIVERSITY

---

February 12, 2021

Dear Members of the Hawaii Legislature,

We appreciate very much the legislative Senate Bill 366 and House Bill 102 which intend to ban the use of toxic chemicals such as octocrylene and, avobenzone in personal care products.

Our research team has recently found that all avobenzone and octocrylene, as well as oxybenzone and octinoxate have severe damaging effect on plants (including algae and terrestrial plants). These chemicals are readily absorbed by plants, and may instantly inhibit photosynthesis and respiration processes; the two most important processes in plants. This inhibition further interferes with a wide variety of metabolic activities, leading to the over-accumulation of Reactive Oxygen Species (leading to oxidative stress) and causing a deficiency of ATP (the fundamental energy units of all cells), resulting in adversely effecting disease in all affected plants.

The application of these chemicals has severely led to pollution of marine and freshwaters, potentially inhibiting the growth of plants in those habitats, and damaging the ecosystems. In addition, the concentrations of damaging effect of these UV-filters have been proven to be extremely low. And the damaging effect of these chemicals will be aggravated when other stresses also exist.

Thus, limiting the use of these chemicals will greatly protect the marine and terrestrial ecosystems, which will finally benefit mankind.

Sincerely,  
Prof. Dr. Huiyuang Gao

State Key Lab. of Crop Biology  
College of Life Sciences  
Shandong Agricultural University

Sincerely,  
Xin Zhong

State Key Lab. of Crop Biology  
College of Horticulture Science and Engineering  
Shandong Agricultural University





Re: Letter of support

Feb. 04, 2021

To whom it may concern

I would like to support legislative Senate Bill 366 and House Bill 102 that will help to mitigate chemical pollution that threatens the conservation of coral reefs in Hawaii.

I would like to stress that there is increasing scientific evidence that traces of the octocrylene, a chemical found in many sunscreens and personal care products can be found in aquatic environments at various concentrations. In these studies the effects of these chemicals and their derivatives have been reported to have deleterious effects on marine life including corals. This is based on a number of published studies showing that the active ingredients found in some common sunscreens and cosmetics affect coral health. These chemicals can cause disruption of coral physiology and may even cause their death. Recent studies showed that octocrylene accumulates in coral tissues and causes dysfunction of the coral cells' mitochondria. Indeed these effects occur at concentrations that are found in the environment. The information published in these papers is significant and should hopefully be taken into account by legislators in Hawaii

In light of these effects on corals we call for the prevention of further harm to the reefs of Hawaii by this chemical. This is important in light of possible additive effects of these chemicals with effects of climate change. We therefore call for a ban of this chemical and its derivatives in sunscreens used in the Hawaiian Islands.

A handwritten signature in black ink, appearing to read 'Y. Loya'.

Yossi Loya, PhD  
Professor Emeritus of Marine Ecology  
School of Zoology, Tel Aviv University  
Tel Aviv, 69978 Israel

Re: Letter of support

Feb. 4, 2021


To whom it may concern

I support legislative Senate Bill 366 and House Bill 102 that will help to mitigate pollution that threatens the conservation and restoration of coral reefs in Hawaii. There is increasing scientific evidence that traces of the chemical **octocrylene** found in many sunscreens can be found in aquatic environments. Studies demonstrated various deleterious effects of these chemicals and their derivatives on marine life ranging from corals to fish. In addition to that studies by a number of researchers further showed that the active ingredients found in some common sunscreens and cosmetics affect coral larval viability and is toxic to coral cells *in vitro*. These chemicals can cause disruption of coral physiology and may even cause their death. It was found that these chemicals accumulate in coral tissues and causes dysfunction of the coral cells' mitochondria (Stein et al 2019, 2020). It is important to note that these effects occur at concentrations that are found in the environment. The information published in these papers is significant and should hopefully be taken into account by legislators in Hawaii.

In light of these deleterious effects, we call for the prevention of further harm to our marine life from this chemical. This is especially important in light of possible additive effects of these chemicals with additional pollutants and climate change. I therefore call for a ban of this chemical and its derivatives in cosmetics used in Hawaii in order to maintain healthy reefs and marine environment in the Hawaiian Islands.

Thank you

Professor Ariel Kushmaro

  
Prof. Ariel Kushmaro  
Head of Environmental Biotechnology Laboratory  
The Department of Biotechnology Engineering  
Ben-Gurion University of the Negev

*Prof. Ariel Kushmaro, John A. Ungar Chair in Biotechnology, Head of Environmental Biotechnology Lab,  
Department of Biotechnology Engineering, The Ilse Katz Center for Meso and Nanoscale Science and  
Technology, Ben Gurion University, Beer Sheva, 84105, Israel.  
Tel: 972-74-7795291, fax: 972-8-6472983  
[arielkus@bgu.ac.il](mailto:arielkus@bgu.ac.il)*

<http://www.bgu.ac.il/~arielkus/Academic%20Staff.html>

Google scholar: <https://scholar.google.com/citations?user=E6U8wkAAAAAJ&hl=en>

325 Lysander Place,  
Ottawa, ON K1K 3X8,  
CANADA.  
FEB 5, 2021.

To: Honourable Members, Senate and House of Representatives, 31<sup>st</sup> Legislature 2021, and Governor Inge, State of Hawaii.

**Re: Soluble Organic UV filters and the Parallels between Human and Wildlife Toxicity. A Common Precautionary Approach for Humans and The Marine Eco-system.**

The Government of Hawaii is considering extending the ban of *soluble* organic UV filters to include octocrylene and avobenzone in addition to oxybenzone and octinoxate, the filters restricted in 2018. We strongly support SB 366 and HB 102 as physicians who cherish the first dictum or the sacred trust in medicine - First Do No Harm. All four belong to the group of twelve *soluble* organic UV filters watchlisted by the US-FDA in February 2019 and classified as Category III or insufficient data to be designated Generally Regarded As Safe or Effective (GRASE). Only two *insoluble* inorganic UV filters were placed in Category I or classified as GRASE [1]. The FDA merely affirmed over two decades of peer-reviewed literature that these 12 *soluble* organic UV filters were bioavailable and were associated with diverse toxic effects in humans and wildlife [1]. More alarmingly, they do not appear to prevent skin cancer [1]. The FDA also re-confirmed 25 years of science that permeation (percutaneous absorption) through human skin leads to systemic bioavailability. The six *soluble* organic filters in the FDA Maximum use Studies Trial (MuST) were avobenzone, oxybenzone, octinoxate, homosalate, octocrylene and octisalate. All attained blood levels after only one application > the threshold for non-clinical toxicology testing [2].

**Bioavailability**

There appears to be a common pathway for toxicity to humans and the marine eco-system. It is established that human toxicity begins with permeation then bioavailability resulting in binding to various cell receptors, causing hormone disruption, DNA mutation, and damage to enzymes that methylate genes leading to the alarming consequence of epigenetic changes or transgenerational effects, in the progeny of exposed individuals. The pathogenetic pathway in humans – first permeation – then endocrine disruption, DNA mutation or genotoxicity – is also likely to occur in the marine environment, given the similar properties of human skin to coral epidermis and the external membranes of many marine organisms. Oxybenzone at relatively low concentrations degraded coral acting as a skeletal endocrine disruptor in planula of *Stylophora pistillata* [3]. *Coral has an epidermis similar to human skin but less complex, and an unintended consequence of human use of soluble organic UV filters may be the degradation of the marine habitat* [3,4].

A 1997 study warned about the human danger posed by cutaneous absorption of oxybenzone from sunscreens. Basic physiology instructs that any substance with a molecular weight (MW) < 500 Daltons applied to skin will enter human blood [5]. Bioavailability in humans is a fact established by many studies over 25 years. Only a few can be cited here in the interest of brevity. The CDC confirmed 96.8% of Americans had oxybenzone contamination from its pervasive use in sunscreens and cosmetics [6]. International studies proved bioavailability to the fetus and newborn - 85.2% of nursing mothers in the EU had at least one UV filter in breast milk [7], and another CDC study found oxybenzone in the urine (99%) and amniotic fluid (61%) of pregnant patients [8]. The lipophilic (fat soluble) nature of soluble organic UV filters ensure widespread contamination of humans literally bathing every cell in the human body and brain. They are found in blood, urine, amniotic fluid, placenta, fetal and cord blood, semen, ovarian follicular fluid, and adipose tissue [9].

**A Benefit Risk Assessment of Sunscreens using Soluble organic UV Filters**

Benefit Risk Assessment (BRA) is a compulsory precept in medicine, drug research, and a prudent practice for life in general. A “net risks test” or similar has never been applied to the use of sunscreens, now allowed to make therapeutic label claims in some regulatory jurisdictions. These label claims are largely based on the assumption that sunscreens could prevent sunburn and by extrapolation skin cancer and sun damage. They were never preceded by

the mandatory rigorous clinical research trials required for any medication making a serious claim like preventing skin cancer.

For over 60 years, applying sunscreen to UV exposed skin is promoted to prevent sunburn, skin cancer, and other effects of sun damage like photoaging and immune suppression. Most sunscreens deliver some degree of sunburn protection, largely by reducing the effects of UVB and UVA2 radiation, but there is little or no evidence in published literature that they prevent skin cancer to a significant degree. Prior to 2010 some studies suggested that sunscreens caused skin cancer, particularly melanoma [10-15]. These early studies detail the uncertainty that sunscreens actually prevent skin cancer, and more recently, the two most encyclopedic and exhaustive reviews DO NOT show that sunscreens prevent skin cancer to any useful degree [16,17]. Not surprising, as early sunscreens were designed to prevent sunburn, not skin cancer.

Early and current sunscreens use combinations of soluble organic UV filters providing UVB and UVA2 attenuation but with minimal or no UVA1 extinction, resulting in 10X more UVA than UVB passing through the sunscreen to reach the skin [18]. This asymmetric UV or UVB-BIASED protection over the past 6-7 decades parallels the global rise in skin cancer. Non-Melanoma Skin Cancer (NMSC) continues to rise in the USA and worldwide at an average annual rate of 1-2% [19,20]. The National Cancer Institute reports that melanoma rates in the United States tripled between 1975 and 2014 [21]. Skin cancer is now the most common cancer in the USA and in N. America, and accounts for more than 50% of all human cancers i.e. skin cancer cases outnumber all other cancers combined [19,21]. The rate of new melanoma cases among American adults has tripled from 7.9 per 100,000 people in 1975 to 25.2 per 100,000 in 2014 [21]. Melanoma is the leading cause of cancer death in women ages 25-30, the second leading cause of cancer death in women ages 30-35, and melanoma is the second most commonly diagnosed cancer age 15-29 [21]. From 1970 to 2009, the incidence of melanoma increased by 8-fold among young women and 4-fold among young men, and in the USA, one person dies of melanoma every 54 minutes, and an estimated 9,730 people will die of melanoma in 2017 [19,21]. The Global Burden of Disease Study (2015) reported that from 2005 to 2015 there was a 27.2% and 42.9% increase in the global death rate from melanoma and NMSC respectively [22].

The detailed review above explaining the global rise in all skin cancers is necessary to refute the misconception fostered by stakeholders that sunscreens using combinations of soluble UV filters actually prevent skin cancer. It establishes along with the studies cited [10-17] that there is no measurable BENEFIT from using these sunscreens. There is a logical and intellectual explanation for the parallel rise in global skin cancer provided by understanding the concept of UVB-BIASED protection [18]. If there is **NO BENEFIT** in using these petrochemical UV filters, any level of risk, however minimal becomes significant and arguably unacceptable, particularly for the most vulnerable to toxic effects – expectant or nursing mothers, young or adolescent children, and couples trying to conceive. Definitive fetal toxicity studies to identify mutagenic, and epigenetic effects, or to assess the NOAEL (No Observed Adverse Effect Level) in a fetus are either unethical or methodically impractical. It would require exposing women in pregnancy to chemicals thought to be harmful and could require observation and data collection involving their progeny for at least two generations. For sunscreens using petrochemical organic filters, the Benefit Risk Assessment (BRA) equation has only **risk to the fetus and the environment** (terrestrial and marine) and **no intended benefit**. This fact strongly resonates with the authors, one of whom was a former obstetrician.

The **first** precept in medicine ‘first do no harm’ (primum non nocere) - taken from the writings of Hippocrates), and the Precautionary Principle [23] are more stringent standards than ‘not generally regarded as safe’. The Precautionary Principle is applied variably, but fundamentally asserts “that the burden of proof for potentially harmful actions by industry or government rests on the assurance of safety and that when there are threats of serious damage, scientific uncertainty must be resolved in favor of prevention”. This approach supports the physician’s **first rule** and is long overdue for soluble organic sunscreens

These **soluble** organic filters share functional properties along with their structural analogues that include human estrogen, pesticides like DDT (an organochlorine), organophosphate pesticides like malathion or diazinon, dioxin, and other hormone disruptors like BPA and phthalates. The risks to humans and wildlife have been well described for almost 3 decades [24,25]. In humans they represent **a primary exposure** to hormone disruptors in a first world modern society where sunscreen use is highest - now more likely than DDT, dioxin, BPA, and others.

## Human Risks

The 12 watchlisted FDA Category III soluble organic filters are similar in chemical structure and are all potential or proven hormone disruptors, sharing these properties with BPA, DDT, and other persistent organophosphates. ***The human and wildlife effects are numerous and diverse, described by several hundred publications, too numerous to be referenced here.*** There is another instructive often forgotten first principle from basic endocrinology – ***isoform function*** – chemicals with the same structure will act at a cellular level in a similar manner, and bind to the same receptors [24]. Hence if oxybenzone exhibits endocrine disrupting properties, then all soluble organic UV filters are suspect, and the Precautionary Principle should be applied. This principle should also apply to the marine eco-system.

The peer-reviewed literature implicates oxybenzone, octinoxate, octocrylene, homosalate, and 4-methyl benzilidene camphor as hormone disruptors in humans and animal models, and suggest generally that reproductive organs and the central nervous system represent sensitive targets for developmental effects of endocrine active xenobiotics [24,26]. Contemporary studies document widespread effects in human and wildlife from soluble organic UV filters and their structural analogues like DDT, BPA, and other hormone disruptors. A review of 85 scientific papers in humans and lower species concluded that aromatic hydrocarbon UV filters are generally involved in the disruption of the hypothalamic–pituitary–gonadal system [26].

Oxybenzone, homosalate, avobenzone and 4-methyl benzilidene camphor (4-MBC, not used in the USA) show variable interaction with estrogen, androgen, and progesterone receptors using Reporter Gene Assays [27], and reports showed that octinoxate and 4-MBC had equal effects to 17  $\beta$ -estradiol on gene induction, reproductive, and skeletal systems in mammalian, amphibian, and other animal models cells [28]. A change in a hormone level is arguably evidence of Hormone Disruption. In one of several recent studies in healthy premenopausal women, various phenols, including oxybenzone and parabens, changed the levels of key reproductive hormones - FSH (Follicle Stimulating Hormone), (LH) Luteinising Hormone, estradiol, and progesterone [29]. Contemporary reviews show the disruption of endocrine, reproductive, metabolic systems, leading to a variety of human disorders and cancers [29,30,31]. Some effects from fetal exposure are seen in newborns – spina bifida [32] and Hirschsprung's Disease [33,34], others in adolescents – delayed puberty [35,36], and others delayed until adult life – endometriosis [37,38] and infertility [39], usually serious and often irreversible.

## Environmental/Wildlife/Marine Eco-System Risks

Soluble organic UV filters contaminate every link in the land-based aquifer leading to the oceans. Most of the twelve watchlisted by the FDA are found in Waste Water Treatment Plant (WWTP) influents and effluents, since most WWTP do not remove the traditional soluble aromatic hydrocarbon sunscreen filters [40]. As of 2015, thirty-three scientific publications confirmed these UV filters polluting not only WWTP inflow and outflow, but swimming pools, tap-water, urban groundwater, freshwater (rivers and lakes), estuaries, and seawater [41]. The ubiquitous contamination by soluble organic UV filters of the entire global environment from industrial, lifestyle, and recreational activities is supported by their presence in the open waters of the Pacific Ocean, the surface waters of China, Japan, the USA, Thailand, the Arctic [41], and every global coral reef system [42]. Fifteen studies confirmed significant concentrations of these filters in sediments from rivers and lakes, beach sand, soils and sludge [4].

The contamination of the entire global water supply is intimidating [4,41,42]. No other chemical, drug, pesticide or agent is apparently a contaminant on this scale. With the toxicity in wildlife and the eco-system these petrochemical UV filters have arguably become the world's number one POLLUTANT. Recent reviews confirmed significant concentrations of organic UV filters in sediments from rivers and lakes, beach sand, soils and sludge, ultimately reaching land-based and marine wildlife [4,41]. Reviews describe their biomagnification in mussels, corals, crabs, shrimps, prawns, squids, fish, dolphins, cormorants, and in unhatched eggs of bird's species, where the same effects of hormone disruption in marine species and aquatic biota are observed [4,43] as in humans [25]. Reports spanning a decade focused global attention on their effects on coral and ocean reefs [4,42,44]. Contamination of the marine food supply is a secondary source of human exposure. The hormone disrupting and other effects on marine species have also been consistent for 20 years [45,46,47,48,49].

## A Solution based on a Precautionary Approach

The most persuasive argument for adopting a precautionary approach to UV filters and human/environmental safety – whatever the level of risk – is the mere possibility for congenital, teratogenic, hormone disruption, and carcinogenic effects in the exposed individual – human or wildlife - and the risk for transgenerational and multigenerational sequelae. Human safety may be *the pre-emptive consideration* when looking at the marine eco-system and sunscreens. The toxic petrochemical filters have a low MW < 500 Daltons that enable bioavailability leading to systemic toxicity. They are benzyl chemicals with properties to cause photocontact or irritant dermatitis. They are consistently in the top 30 contact allergens, although the prevalence is low.

The approach is simple – avoiding bioavailable UV filters eliminates any human risks and the unintended consequences to the environment and wildlife. Larger filters with MW > 500 Daltons are not bioavailable through intact human skin and are less likely to harm wildlife. Mineral oxides, new organic agents like bemotrizinol, bisoctrizole, and drometrizole trisiloxane meet this objective and satisfy the safety first concept of the Precautionary Principle. These insoluble filters provide the best UVA protection and have a better chance of preventing skin cancer and sun damage, since modern science now confirms that UVA is the primary driver of skin cancer [18]. The authors prefer 25% zinc oxide as a safe and effective sunscreen. It does not permeate human skin and even if it did zinc is a normal and important mineral in human physiology, as a co-factor in over 200 enzyme reactions. There is no evidence that zinc is accumulating in the marine environment and it is a small component in sea water. Industry and their consultants argue that banning the toxic UV filters will discourage sunscreen use, particularly in people of colour who disliked old goopy-white mineral sunscreens. Products with soluble UV filters have no benefit anyway, and contaminate our bodies and the world we live in. Modern zinc oxide sunscreens are no longer white or chalky on even dark skin. They are available in 25% zinc oxide dispersions that apply clear on any skin colour. Safe, esthetic, and effective. A former First Lady, Venus Williams (tennis icon), and others with coloured or dark skin now use transparent 25% zinc oxide sunscreens.

The worry that nanoparticles from mineral sunscreens are marine contaminants is overstated, since most modern mineral products with either zinc oxide or titanium dioxide particles are no longer nanoscale but are in the micron range. They are insoluble particles that mostly fall to the ocean floor and do not travel on surface ocean currents for thousands of miles like soluble petrochemical UV filters. Marine contamination from mineral sunscreens is a valid environmental concern requiring thoughtful investigation. At this time it is theoretical rather than empirical, as there is little or no present evidence that mineral oxide particles - nano or larger - from sunscreen use are accumulating in the ocean environment.

Eventually, the FDA and others will develop a regulatory framework from valid evidence of safety and efficacy. While it evolves, a good place to start would be with a WARNING Label on BIOAVAILABILITY and a CAUTION to pregnant or nursing mothers and the most vulnerable among us – young or adolescent children, and couples trying to conceive. This occurs for almost everything that is bioavailable to vulnerable groups, particularly the fetus, including low dose aspirin and many other OTC non-prescription items, such as vitamins, cigarettes, and alcohol. A Warning Label is justified based on the absolute proof of bioavailability, and allows the consumer to make their own informed choice.

Thoughtful and strategic future marine research on sunscreen ingredients and finished products may confirm that large insoluble UV filters, which avoid human permeation, bioavailability, and any systemic toxicity are also better for the entire environment. This research must transcend borders, financial and political interests, and involve a global team of multidisciplinary scientists. Meanwhile, a simple solution is to apply the Precautionary Principle to sunscreen use. Label warnings of permeation and bioavailability should convince expectant and nursing mothers, and prudent parents to avoid soluble filters. A ban on ineffective sunscreens that are toxic to humans and the environment is one simple measure, compared to other initiatives to protect the reefs. Warming. Wearing highly effective UV protective clothing outdoors, reduces the amount of sunscreen used on exposed skin and lowers the amount available to reach terrestrial and marine water. Applying a sunscreen using insoluble large MW UV filters in conjunction with UV protective clothing is very effective photoprotection for humans. Both measures will support reef and marine conservation. This precautionary approach for humans is in harmony with a precautionary measure for coral and all wildlife, land-based and marine. Banning these 4 soluble organic UV filters in Hawaii leads by example, but only a partial solution. As these four toxic petrochemicals are removed from your marine environment, the others in the group of twelve FDA Category III are still toxic to humans. Others like homosalate or ecamsule may

begin to emerge as environmental toxins with effects on marine life as they are used in greater relative frequency. Banning all 12 of the FDA Category III filters is best for the human condition, and will likely be better for the coral and remove these non biodegradable petrochemicals from your streams and ocean. A definite precautionary measure for the health of your citizens, your millions of visitors, and their progeny.

#### SUBMITTED BY

- **Sharyn A. Laughlin MD, FRCP(C), Board Certified Dermatologist, USA & Canada. Sub-Specialty Practice in Photobiology & Laser Dermatology, [slaughlin@rogers.com](mailto:slaughlin@rogers.com).**



- **Denis K. Dudley MD, FRCS(C), Board Certified in OB-GYN, USA, Canada, Great Britain. Sub-Specialty Practice in Maternal Fetal Medicine & Reproductive Endocrinology, [DKLD@rogers.com](mailto:DKLD@rogers.com).**



February 7, 2021.

#### REFERENCES

1. US Food and Drug Administration (FDA). Sunscreen drug products for over the counter human use: proposed rule. Fed Regist. 2019; 84 (38): 6204-6275. [https://www.govinfo.gov/content/pkg/FR-2019-02-26/pdf/2019\\_03019.pdf](https://www.govinfo.gov/content/pkg/FR-2019-02-26/pdf/2019_03019.pdf). Accessed March 4, 2019.
2. Matta KM, Zusterzeel R, Pilli NR, et al. Effect of Sunscreen Application Under Maximal Use Conditions on Plasma Concentration of Sunscreen Active Ingredients A Randomized Clinical Trial. JAMA. doi:10.1001/jama.2019.5586. Published online May 6, 2019.
3. Sanchez-Quiles D, Tovar-Sanchez A. Are sunscreens a new environmental risk associated with coastal tourism? Environmental International 2015;83:158-170.
4. Downs CA, Kramarsky-Winter E, Segal R, et al. Toxicopathological Effects of the Sunscreen UV Filter, Oxybenzone (Benzophenone-3), on Coral Planulae and Cultured Primary Cells and Its Environmental Contamination in Hawaii and the U.S. Virgin Islands. Arch Environ Contam Toxicol 2016; 70:265–288. DOI 10.1007/s00244-015-0227-7.
5. Hayden CGJ, Roberts MS, Benson HA. Systemic absorption of sunscreen after topical application. Lancet. 1997; 350: 863-864.
6. Bos JD, Meinardi MM. The 500 Dalton rule for the skin penetration of chemical compounds and drugs. Exp Dermatol. 2000; 9(3):165-169.
7. Calafat AM, Wong LY, Ye X, Reidy JA, Needham LL. Concentrations of the Sunscreen Agent Benzophenone-3 in Residents of the United States: National Health and Nutrition Examination Survey 2003–2004. Environ Health Perspect. 2008; 116(7): 893–897.
8. Schlumpf M, Cotton B, Conscience M, Haller V, Steinmann B, Lichtensteiger W. Exposure patterns of UV filters, fragrances, parabens, phthalates, organochlor pesticides, PBDEs, and PCBs in human milk: Correlation of UV filters with use of cosmetics. Chemosphere.2010; 81:1171–1183.
9. Philippat C, Wolff MS, Calafat AM, et al. Prenatal Exposure to Environmental Phenols: Concentrations in Amniotic Fluid and Variability in Urinary Concentrations during Pregnancy. Environ Health Perspect. 2013; 21(10):1225-31.
10. Chen X, Chen M, Xu B, et al. Parental phenols exposure and spontaneous abortion in Chinese population residing in the middle and lower reaches of the Yangtze River. Chemosphere 2013;93(20):217-222.
11. Autier P, Doré JF, Schiffllers E, et al. Melanoma and use of sunscreens: an EORTC case-control study in Germany, Belgium and France. The EORTC Melanoma Cooperative. Int J Cancer. 1995 Jun 9;61:749- 755.

12. International Agency for Research on Cancer World Health Organization. IARC Handbooks of Cancer Prevention. Volume 5: Sunscreens. Lyon: IARC Press, 2001.
13. Gorham ED, Mohr SB, Garland CF, et al: Do sunscreens increase risk of melanoma in populations residing at higher latitudes? *Annals of Epidemiology and Public Health* 2007; 17(12): 956-963. doi.org/10.1016/j.annepidem.2007.06.008
14. Autier P: Sunscreen abuse for intentional sun exposure. *British Journal of Dermatology* 2009; 161 (3): 40–45. doi.org/10.1111/j.1365-2133.2009.09448.
15. Bauer J, Buttner P, Wiecker TS et al. Effect of sunscreen and clothing on the number of melanocytic nevi in 1,812 German children attending day care. *Am J Epidemiol* 2009; 161:620–7.
16. Sánchez G, Nova J, Rodriguez-Hernandez AE, et al. Sun protection for preventing basal cell and squamous cell skin cancers. *Cochrane Database Syst Rev*. 2016 Jul 25;7:CD011161. doi: 10.1002/14651858.CD011.
17. Silva ESD, Tavares R, Paulitsch FDS, Zhang L: Use of sunscreen and risk of melanoma and non-melanoma skin cancer: a systematic review and meta-analysis. *Eur J Dermatol*. 2018;28(2):186-201. doi:10.1684/ejd.2018.3251
18. Laughlin SA, Dudley DK, Dudley SA, Heinar T, Osterwalder U. Spectral Homeostasis Shielding can be Achieved in a Contemporary Sunscreen. Proceedings of The International Federation of Societies of Cosmetic Chemists, 30th IFSCC Congress, Munich, Germany, 2018.
19. Rogers HW, Weinstock MA, Feldman SR, Coldiron BM. Incidence estimate of nonmelanoma skin cancer (keratinocyte carcinomas) in the US population, 2012. *JAMA Dermatol* 2015; 151(10):1081-1086.
20. Lomas A, Leonardi-Bee J, Bath-Hextall F. A systematic review of worldwide incidence of nonmelanoma skin cancer. *Br J Dermatol*. 2012;166(5):1069-1080.
21. Howlader N, Noone AM, Krapcho M, Miller D, Bishop K, Kosary CL, Yu M, Ruhl J, Tatalovich Z, Mariotto A, Lewis DR, Chen HS, Feuer EJ, Cronin KA (eds). SEER Cancer Statistics Review, 1975-2014, National Cancer Institute. Bethesda, MD, [https://seer.cancer.gov/csr/1975\\_2014/](https://seer.cancer.gov/csr/1975_2014/), based on November 2016 SEER data submission, posted to the SEER web site, April 2017. Guy GP, Thomas CC, Thompson T, et al. Vital signs: Melanoma incidence and mortality trends and projections—United States, 1982–2030. *MMWR Morb Mortal Wkly Rep*. 2015;64(21):591-596.
22. Collaborators (769). Global, regional, and national life expectancy, all-cause mortality, and cause-specific mortality for 249 causes of death, 1980–2015: a systematic analysis for the Global Burden of Disease Study 2015. *Lancet*. 2016 Oct 8;388(10053):1459-1544. doi: 10.1016/S0140-6736(16)31012-1.
23. Goldstein BD: The Precautionary Principle Also Applies to Public Health Actions. *Am J Public Health* 2001; 91(9): 1358-1361. doi.org/10.2105/ajph.91.9.1358.
24. State of the science of endocrine disrupting chemicals 2012. Eds. Bergman A, Heindel JJ, Jobling S, Kidd KA, Zoeller R T. © United Nations Environment Programme and the World Health Organization, 2013 ISBN: 978-92-807-3274-0 (UNEP) and 978 92 4 150503 1 (WHO) (NLM classification: WK 102).
25. Gore AC, Chappell VA, Fenton SE, et al. EDC-2: the Endocrine Society’s second scientific statement on endocrine-disrupting chemicals. *Endocr Rev*. 2015;36(6):E1–E150.
26. Wang J, Pan L, Wu S, et al. Endocrine activity and developmental toxicity of cosmetic UV filters—an update. *Int J Environ Res Public Health*. 2016 ; 13(8): 782-798.
27. Schreurs RH, Sonneveld E, Jansen JH, Seinen W, van der Burg, B. (2005) Interaction of polycyclic musks and UV filters with the estrogen receptor (ER), androgen receptor (AR), and progesterone receptor (PR) in reporter gene bioassays. *Toxicological Sciences* 2005; 83:264–272.
28. Seidlova-Wuttke D, Christoffel J, Rimoldi G, Jarry H, Wuttke W. Comparison of effects of estradiol (E2) with those of octylmethoxycinnamate (OMC) and 4-methylbenzylidene camphor (4MBC) – 2 filters of UV light – on several uterine, vaginal and bone parameters. *Toxicology and Applied Pharmacology* 2006; 210, 246–254. doi: 10.1016/j.taap.2005.05.006
29. Pollack AZ, Mumford SL, Krall JR, et al. Exposure to bisphenol A, chlorophenols, benzophenones, and parabens in relation to reproductive hormones in healthy women: A chemical mixture approach. *Environment International* 2018; 120 :137–144. doi: 10.1016 /j.envint.2018.07.028



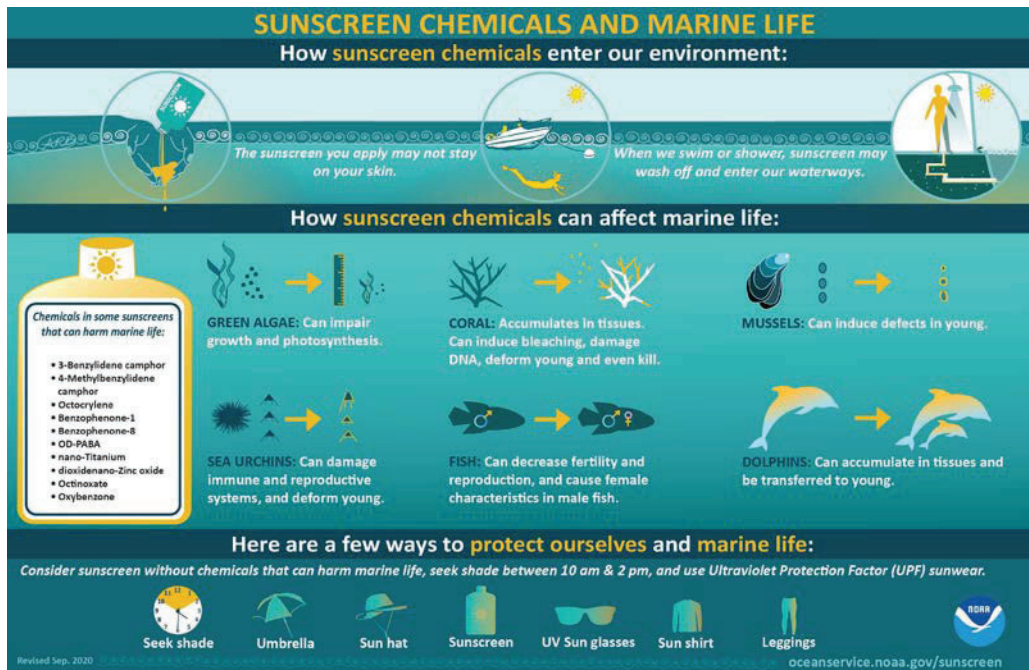
30. Ripamonti E, Alliffranchini E, Todeschi S, and Bocchietto E. Endocrine Disruption by Mixtures in Topical Consumer Products. *Cosmetics* 2018;5: 61- 82; doi:10.3390.
  31. Krause M, Frederiksen H, Sundberg K, et al. Maternal exposure to UV filters: associations with maternal thyroid hormones, IGF-I/IGFBP3 and birth outcomes. *Endocrine Connections* 2018; 7: 334–346. doi: 10.1530/EC-17-0375.
  32. Wang B, Jin L, Ren A, et al. Levels of Polycyclic Aromatic Hydrocarbons in Maternal Serum and Risk of Neural Tube Defects in Offspring. *Environ. Sci. Technol.* 2015; 49: 588–596. doi: 10.1021/es503990v.
  33. Huo W, Cai P, Chen M, et al. The relationship between prenatal exposure to BP-3 and Hirschsprung's disease. *Chemosphere* 2016;144:1091-7. doi: 10.1016/j.chemosphere.2015.09.019
  34. DiNardo JC, Downs CA. Can oxybenzone cause Hirschsprung's Disease? *Reproductive Toxicity* 2019; 86:98-100. doi: 10.1016/j.reprotox.2019.02.014.
  35. Harley KG, Berger KP, Kogut K, et al. Association of phthalates, parabens and phenols found in personal care products with pubertal timing in girls and boys. *Human Reproduction* 2019; 34: 109–117. doi: 10.1093/humrep/dey337
  36. Huang Y, Wang P, Law JC, et al. Organic UV filter exposure and pubertal development: A prospective followup study of urban Chinese adolescents. *Environmental International* 2020;143: <https://doi.org/10.1016/j.envint.2020.105961> .
  37. Kunisue T, Chen Z, Buck Louis GM, Sundaram R, Hediger ML, Sun L, et al. 2012. Urinary concentrations of benzophenone-type UV filters in U.S. women and their association with endometriosis. *Environ. Sci. Technol.* 2012; 4: 4624–4632. doi: 10.1021/es204415a
  38. Peinado FM, Ocon-Hernandez O, Iribane-Duran LM, et al. Cosmetic and personal care product use, urinary levels of parabens and benzophenones, and risk of endometriosis: results from the EndEA study. *Environmental Research*, <https://doi.org/10.1016/j.envres.2020.110342> .
  39. Arya S, Dwivedi AK, Alvarado L, Kupesic-Pllavsic. Exposure of U.S. population to endocrine disruptive chemicals (Parabens, Benzophenone-3, Bisphenol-A and Triclosan) and their associations with female infertility. *Environmental Pollution* 2020;265, <https://doi.org/10.1016/j.envpol.2020.114763>.
  40. Li W, Ma Y, Guo C, et al. Occurrence and behaviour of four of the most used sunscreen filters in a wastewater reclamation plant. *Water Res.* 2007;41:3506-3512.
  41. Tsui MM, Leung HW, Wai TC, et al. Occurrence, distribution and ecological risk assessment of multiple classes of UV filters in surface waters from different countries. *Water Res* 2014;67:55-65.doi:10.1016/j.watres.2014.09.013.
  42. Woods E. International Coral Reef Initiative (ICRI), International Year Of the Reef (IYOR) 2018, Ministry of the Environment and Energy, Govt. of Sweden.
  43. Tovar-Sánchez A, Sánchez-Quiles D, Rodriguez-Romero A. Massive coastal tourism influx to the Mediterranean Sea: The environmental risk of sunscreens. *Science of the Total Environment* 2019; 656:316-321. <https://doi.org/10.1016/j.scitotenv.2018.11.399>.
  44. Danovaro R, Bongiorno L, Corinaldesi et al. Sunscreens Cause Coral Bleaching by Promoting Viral Infections. *Environ Health Perspect.* 2008;116(4): 441–447. doi: 10.1289/ehp.10966.
  45. Schlumpf M, Cotton B, Conscience-Egli S, et al. In vitro and in vivo estrogenicity of UV screens. *Environ Health Perspect* 2001b; 109: 239-244.
  46. Holbech H, Norum U, Nørsgaard B, Poul B. The chemical UV-filter 3-benzylidene camphor causes an estrogenic effect in an in vivo fish assay. *Pharmacol Toxicol.* 2002;91: 204–208.
  47. Li AJ, Law JC, Chow CH, et al. Joint Effects of Multiple UV Filters on Zebrafish Embryo Development. *Environ Sci Technol.* 2018 ;52(16):9460-9467. doi: 10.1021/acs.est.8b02418.
  48. Ghazipura M, McGowan R, Arslan A, Hossain T. Exposure to benzophenone-3 and reproductive toxicity: A systematic review of human and animal studies. *Reproductive Toxicology.* 2017; 73: 175–183.
  49. Huang Y, Law J, Lam T, Leung SY. Risks of organic UV filters: a review of environmental and human health concerns. *Science of The Total Environment.* <https://doi.org/10.1016/j.scitotenv.2020.142486>.
-

February 8, 2021

Aloha Members of Hawaii State Legislature:

Napili Bay and Beach Foundation, Inc. supported the 2018 legislative efforts which resulted in the ban of sales of sunscreens containing octinoxate and oxybenzone in the new Hawaiian law. Likewise we are in support of Senate Bill 366 and House Bill 102, amending 2018 House Act 104 by including avobenzone, and especially octocrylene, as an important step in coral reef and marine conservation against the threat of localized plumes of sunscreen pollution.

We have recently become aware of increasing scientific evidence that traces of the chemical octocrylene found in many sunscreens can be found in aquatic environments. Multiple recent (2014 – 2020) studies have demonstrated various deleterious effects of octocrylene and octinoxate and their derivatives on marine life ranging from corals to fish. NOAA has recently updated their public information on sunscreen chemicals that harm the marine environment, and added octocrylene to the list of ingredients known to be harmful to marine life.



Respectfully ,

*We are a non-profit organization formed to protect and improve the health of Napili beach and bay.*

**Gregg Nelson, GM Napili Kai Resort & VP**  
**Nane Aluli, GM The Mauian, & Secretary**  
**Norm Runyan, GM Napili Shores Resort & Dir.**  
**Jamie Lung-Ke'o, GM Hale Napili Resort & Dir.**  
**Tano Taitano, GM Napili Surf Resort & Dir.**



**February 11, 2021**

**RE: In Support of Senate Bill 366 and House Bill 102 - Amending Act 104**

TO: Hawai'i Legislature

We are the [Safe Sunscreen Council](#), a coalition of companies working to raise public awareness about the impact sunscreen ingredients may have on people and planet. As such, we believe it is our responsibility to offer alternatives to harmful ingredients and we would like to show our **support of Senate Bill 366 and House Bill 102, amending Act 104.**

We request that the State of Hawai'i continue its global leadership role in protecting coral ecosystems by amending Act 104 to include two other toxic ingredients: Octocrylene and Avobenzone.

Emerging [scientific studies](#) indicate that ingredients found in many chemical sunscreens may cause damage to coral reefs and oceanic ecosystems. We know that these chemical sunscreen pollutants impact not just coral larvae and recruitment, but they also impact other important species such as algae, sea urchins, mussels, and an arthropod critical in marine food webs.

There are better ways - safer ways - to protect from UV rays without putting the health of our oceans at risk. Safer ingredients, like the ones found in mineral sunscreens made by members of the Safe Sunscreen Council and many other companies, all comply with U.S. Food & Drug Administration's regulations on SPF values and UV protection and are cost-competitive to products made with harmful chemical ingredients.

Please consider this legislation as a way to combat aquatic contamination within the State of Hawai'i and beyond. Thank you for your consideration.

With Gratitude,

Caroline Duell, Spokesperson & Members of the  
Safe Sunscreen Council

**In Favor of HB102/SB366** Banning the sale, offer of sale, or distribution in Hawaii of sunscreen products that contain Avobenzone and/or Octocrylene. Joe DiNardo (Retired Toxicologist/Hawaiian tourist) **January 30, 2021:**

Dear Senators and Representatives, based on Hawaii's lead in the environmental impact of oxybenzone and octinoxate the world has turned its eyes to evaluating the impact of other organic sunscreen actives that impact the environment and human health. Although the coronavirus has slowed us all down, scientists for all over the world continue to conduct research on these chemicals. With that said, below are a dozen scientific references, recently published, relating to the negative impact to the aquatic environment focusing solely on avobenzone and octocrylene (Note: other chemicals of concern may have also been tested concurrently in the papers referenced below).

- 1) Irrigation with water containing avobenzone and octocrylene significantly inhibit the aboveground growth of cucumber plants by interfering with photosynthesis. (Zhong et al Sci Total Environ. **2020 Apr 20**;714:136879). These findings should cause great concern since aquatic plants (currently growing in sunscreen contaminated waters) also use photosynthesis to grow that feed a variety of aquatic species.
- 2) Octocrylene was the most toxic UV filter tested in brine shrimp followed by avobenzone (Thorel et al Toxics. **2020 Apr 10**;8(2):29).
- 3) Octocrylene was considered to be a great threat to Japanese medaka (*Oryzias latipes*) based on its reproductive toxicity (Yan Environ Pollut. **2020 Jun**;261:114104)
- 4) Both avobenzone and octocrylene induced behavioral and physiological disruption at environmentally realistic concentrations in *Daphnia magna* (Boyd et al Sci Total Environ. **2021 Jan 1**;750:141707).
- 5) Long-term exposure to avobenzone and octocrylene was lethal for some organisms living in freshwater environments and were considered dangerous for freshwater ecosystems (University of Alberta – **Sept 1, 2020** <https://www.enn.com/articles/65243-common-sunscreen-ingredients-dangerous-for-freshwater-ecosystems>).
- 6) Octocrylene was reported to alter in a negative manner mitochondrial function of hexacoral *Pocillopora damicornis* (Stien et al Sci Rep. **2020 Jun 15**;10(1):9601).
- 7) Octocrylene accumulates in *Pocillopora damicornis* tissues as fatty acid conjugates and triggers coral cell mitochondrial dysfunction (Stien et al Anal Chem. **2019 Jan 2**;91(1):990-995).
- 8) Octocrylene and avobenzone were found in multiple species of fish from markets in the Canary Islands and Catalonia (Spain) with *Thunnus thynnus* being the most heavily polluted species (Gimeno-Monforte et al Foods. **2020 Dec 9**;9(12):1827). This finding continues to demonstrate the growing concern of bioaccumulation/biomagnification of organic sunscreen actives in the contamination of our food chain.
- 9) Octocrylene may pose high risk to aquatic organisms in the riverine and estuarine environment in Thailand (Juksu et al Ecotoxicol Environ Saf. **2020 Nov**;204:110952).
- 10) In the Enoggera Reservoir (Australia), seven UV filters were detected, of which the most prevalent were octocrylene and avobenzone (O'Malley et al Sci Total Environ. **2021 Feb 1**;754:142373).
- 11) Octocrylene was one of three chemicals mixed together that modified genes related to the endocrine system, detoxification mechanisms, and the stress response in *Chironomus riparius* (Muñiz-González Ecotoxicol Environ Saf. **2020 Dec 15**;206:111199).
- 12) Over 60 disinfection by-products were identified as transformation products of avobenzone in different disinfection reactions of chlorination and bromination of fresh or seawater ... increasing its toxicity (Lebedev et al Environment International Volume 137, **April 2020**, 105495).

Lastly, the toxicity associated with organic sunscreens and the role that these chemicals are thought to play in preventing skin cancer is of concern, therefore, I will let the researchers and medical professional who have evaluated this perspective over the last 6 decades answer this question using their own statements:

## Published Research Reviewing the Skin Cancer Prevention of Sunscreens

| Statement  | Citation  |
|--|---|
| <p>“The preparations are all designed to protect against the acute effects of ultraviolet, namely sunburn. Because of their effectiveness in this regard, they are often assumed to protect against ultraviolet carcinogenesis. In most cases, however, there is little or no published evidence that they do so and the relationship is inferential.”</p>   | <p>Emmett. Ultraviolet radiation as a cause of skin tumors. <i>CRC Crit Rev Toxicol.</i> <b>1973</b>;2(2):211-55.</p>   |
| <p>“In summary, the results of this study indicate that inflammation and enhanced melanoma growth are different effects of UV radiation involving different mechanisms and have different sensitivities for sunscreen protection. Furthermore, protection against sunburn does not necessarily imply prevention of other possible UV radiation effects, such as enhanced melanoma growth. In fact, sunscreen protection against UV radiation-induced inflammation may actually encourage prolonged exposure to UV radiation and thereby increase the risk of development of cutaneous melanoma.”</p> | <p>Wolf et al. Effect of sunscreens on UV radiation-induced enhancement of melanoma growth in mice. <i>J Natl Cancer Inst.</i> <b>1994</b>;86(2):99-105.</p>                          |
| <p>“... the topical use of sunscreens reduces the risk of sunburn in humans and that sunscreens probably prevent squamous-cell carcinoma of the skin when used mainly during unintentional sun exposure. No conclusion can be drawn about the cancer-preventive activity of topical use of sunscreens against basal-cell carcinoma and cutaneous melanoma</p>  | <p>World Health Organization - Vainio et al. An international evaluation of the cancer-preventive potential of sunscreens. <i>Int J Cancer.</i> <b>2000</b>;88(5):838-42.</p>         |
| <p>“Although a sunscreen with an SPF of 15 or higher offers protection from sunburn, it does not block all of the sun’s damaging rays. In fact, there is no evidence that sunscreens protect you from malignant melanoma, the deadliest form of skin cancer, even though sunburns have been linked with the development of melanoma.”</p>  | <p>Environmental Protection Agency: Sunscreen the burning facts <b>2006</b>. Is sunscreen fail-safe (pg6). <a href="http://www.epa.gov">www.epa.gov</a></p>                           |
| <p>“Despite the availability and promotion of sunscreen for decades, the incidence of CMM (cutaneous malignant melanoma) continues to increase in the U.S. at a rate of 3% per year. There currently is little evidence that sunscreens are protective against CMM.”</p>   | <p>Planta. Sunscreen and melanoma: is our prevention message correct? <i>J Am Board Fam Med.</i> <b>2011</b>;24(6):735-9.</p>   |
| <p>“The strength of the association between risk of skin cancer and sunscreen use has constantly decreased since the early 1980s, and the association was no longer statistically significant from the early 1990s. While the current evidence suggests no increased risk of skin cancer related to sunscreen use, this systematic review does not confirm the expected protective benefits of sunscreen against skin cancer in the general population.”</p>   | <p>Saes da Silva et al. Use of sunscreen and risk of melanoma and non-melanoma skin cancer: a systematic review and meta-analysis. <i>Eur J Dermatol.</i> <b>2018</b>;28:186–201.</p> |
| <p>“Could it be that the nearly universal recommendation of dermatologists and professional societies to use sunscreen to prevent skin cancer is unfounded?”</p>   | <p>Waldman et al. The role of sunscreen in the prevention of cutaneous melanoma and nonmelanoma skin cancer. <i>J Am Acad Dermatol.</i> <b>2019</b> Feb;80(2):574-576.</p>            |

**Note: Everyone should practice sun avoidance measure when possible, especially during peak hours of UV exposure (10 AM – 2 PM); wear protective clothing include a broad-brimmed hat and sunglasses and/or use a beach umbrella/cabana when at the beach or pool; if sunscreen is desired, use a mineral based zinc oxide or titanium dioxide sunscreen - which are considered safe and effective for human use according to the FDA.**



Dr. Didier Stien  
CNRS Research director  
Laboratoire de Biodiversité et Biotechnologie  
Microbienne  
Observatoire Océanologique  
66650 Banyus-sur-Mer, France  
didier.stien@cnrs.fr

Dear Hawaii Legislature,

This letter is testimony for my support of Senate Bill 132.

The inclusion of octocrylene in the context of the Hawaii Law 104 Amendment of 2018 is an important step in the conservation of coral reefs against the threat of localized haloes of sunscreen pollution in areas frequented by swimmers.<sup>1</sup>

Our group has used an innovative method to evaluate and quantify the impact on UV filters on reef building coral *Pocillopora damicornis*.<sup>2-4</sup> We have been able to demonstrate that the effect of octocrylene is of particular concern. On the one hand, this compound alters mitochondrial function in coral, whereas mitochondria are the source of energy for the animal cell. By way of illustration, in humans, many conditions including Alzheimer's disease, muscular dystrophy, and cancer can induce mitochondrial dysfunction.

On the other hand, we also established that octocrylene accumulates in coral by "hiding" into it. Indeed, where octocrylene itself is present in relatively small quantities, larger amounts of octocrylene derivatives have also been found. These derivatives result from the transformation of octocrylene by coral enzymes. They can be 10 to 100 times more concentrated than octocrylene. As a result, the concentrations of octocrylene measured in the coral in Hawaii are likely very largely underestimated because octocrylene derivatives concentrations were never measured.<sup>5</sup> This is all the more worrying since these derivatives are very closely related to octocrylene itself and are expected to be just as toxic for coral.

Another concern is that similar compounds have also been found in human urine after topical (on the skin) application of sunscreens containing octocrylene.<sup>6,7</sup> This highlights the fact that (1) octocrylene does penetrate animal membranes, including human skin, and (2) these biological mechanisms of octocrylene transformation are possibly ubiquitous, and therefore these derivatives should be systematically considered in octocrylene concentration measurements. It should be mentioned that we have found these same analogues in other marine animals in a work that has not been published yet.

Our second article demonstrated that octocrylene was the most toxic of all the 10 UV filters tested on coral. Ethylhexyl salicylate comes second, and benzophenone-3 third. In another work, we also demonstrated that octocrylene was somewhat toxic towards the brine shrimp *Artemia*

*salina* and the microalgae *Tetraselmis* sp.<sup>8</sup> In an unpublished work, we have found huge localized concentration of octocrylene in beach sand and water column, and I am convinced owing to our work and literature data on this compound that it represents one of the major threat for coral reef in bathing areas.

Respectfully submitted,



Dr. Didier Stien.

## References

- (1) Octocrylene. *Wikipedia*; 2021. <https://en.wikipedia.org/wiki/Octocrylene>.
- (2) Stien, D.; Clergeaud, F.; Rodrigues, A. M. S.; Lebaron, K.; Pillot, R.; Romans, P.; Fagervold, S.; Lebaron, P. Metabolomics Reveal That Octocrylene Accumulates in *Pocillopora Damicornis* Tissues as Fatty Acid Conjugates and Triggers Coral Cell Mitochondrial Dysfunction. *Analytical Chemistry* **2019**, *91*, 990–995. <https://doi.org/10.1021/acs.analchem.8b04187>.
- (3) Stien, D.; Suzuki, M.; Rodrigues, A. M. S.; Yvin, M.; Clergeaud, F.; Thorel, E.; Lebaron, P. A Unique Approach to Monitor Stress in Coral Exposed to Emerging Pollutants. *Sci. Rep.* **2020**, *10*, 9601. <https://doi.org/10.1038/s41598-020-66117-3>.
- (4) Lozano, C.; Givens, J.; Stien, D.; Matallana-Surget, S.; Lebaron, P. Bioaccumulation and Toxicological Effects of UV-Filters on Marine Species. In *The Handbook of Environmental Chemistry*; Springer: Berlin, Heidelberg, 2020; pp 1–46.
- (5) Mitchelmore, C. L.; He, K.; Gonsior, M.; Hain, E.; Heyes, A.; Clark, C.; Younger, R.; Schmitt-Kopplin, P.; Feerick, A.; Conway, A.; Blaney, L. Occurrence and Distribution of UV-Filters and Other Anthropogenic Contaminants in Coastal Surface Water, Sediment, and Coral Tissue from Hawaii. *Sci Total Environ* **2019**, *670*, 398–410. <https://doi.org/10.1016/j.scitotenv.2019.03.034>.
- (6) Bury, D.; Belov, V. N.; Qi, Y.; Hayen, H.; Volmer, D. A.; Brüning, T.; Koch, H. M. Determination of Urinary Metabolites of the Emerging UV Filter Octocrylene by Online-SPE-LC-MS/MS. *Anal. Chem.* **2018**, *90* (1), 944–951. <https://doi.org/10.1021/acs.analchem.7b03996>.
- (7) Bury, D.; Modick-Biermann, H.; Leibold, E.; Brüning, T.; Koch, H. M. Urinary Metabolites of the UV Filter Octocrylene in Humans as Biomarkers of Exposure. *Arch Toxicol* **2019**, *93* (5), 1227–1238. <https://doi.org/10.1007/s00204-019-02408-7>.
- (8) Thorel, E.; Clergeaud, F.; Jaugeon, L.; Rodrigues, A. M. S.; Lucas, J.; Stien, D.; Lebaron, P. Effect of 10 UV Filters on the Brine Shrimp *Artemia Salina* and the Marine Microalga *Tetraselmis* Sp. *Toxics* **2020**, *8*, 29. <https://doi.org/10.3390/toxics8020029>.

# Sunscreen abuse for intentional sun exposure

P. Autier

International Agency for Research on Cancer, Lyon, France

## Summary

### Correspondence

Philippe Autier.

E-mail: autierp@iarc.fr

### Accepted for publication

7 August 2009

### Key words

behaviour, melanoma, radiation, skin cancer, sunscreen, ultraviolet

### Conflicts of interest

None to declare.

DOI 10.1111/j.1365-2133.2009.09448.x

Skin cancer is caused by exposure to ultraviolet radiation (UV) and the sun is the main source of this radiation. Sunscreens were initially formulated to prevent sunburns; laboratory studies later revealed that in rodents they could reduce UV-induced skin cancer which resembles human squamous cell carcinoma. Three randomized trials in older adults showed the ability of sunscreens to moderately reduce the occurrence of solar keratoses and of squamous cell carcinoma. However, no effect was observed for basal cell carcinoma. There is no animal model for human melanoma and observational studies often found sunscreen use associated with a higher risk of nevus, melanoma and basal cell carcinoma. These higher risks were found when sun exposure appeared to be intentional, that is, with the desire to acquire a tan, a healthy look or simply to spend as long as possible in the sun with as much skin exposed as possible. Three randomized trials showed that sunscreen use by sun sensitive subjects engaging in intentional sun exposure could increase the duration of exposure without decreasing sunburn occurrence. This increased duration could be the reason why melanoma risk is increased when sunscreen is used. Hence, sunscreen abuse may extend sun exposure duration thus allowing sun exposure behaviours that would not be possible otherwise. Advertising for sunscreens and labeling of sunscreen bottles should inform consumers of the carcinogenic hazards associated with sunscreen abuse. It would be good to use a personal UV dosimeter which would give an alert when one's individual sunburn threshold in the absence of sunscreen use is nearing. The combination of sunscreen and a UV dosimeter may be an option for reducing the melanoma risk among sun worshippers.

The advent of sunscreens paralleled the tanning fashion that spread in light skinned populations starting in the 1930s.<sup>1</sup> Their initial formulation was designed to block ultraviolet (UV) B radiation (UVB, 280–320 nm), which causes most sunburns. Epidemiological studies in the 1980s found a strong link between sunburn history and skin cancer, including melanoma. At the same time many laboratory experiments showed that besides delaying the erythematous reaction, sunscreens could reduce a variety of other UV-induced skin lesions, including squamous cell cancer. As a result, these products have been advocated for the prevention of skin cancers, including melanoma despite the absence of a good animal model mimicking human skin melanoma. Until recently, it was generally assumed that the greater the ability of a sunscreen to delay sunburn (i.e., its sun protection factor – SPF), the higher the protection against deleterious effects of the sun. In the 1990s the carcinogenic properties of ultraviolet A radiation (UVA, 320–400 nm) began to be suspected, and a new generation of broad-band sunscreens has emerged, having high SPF (30 and more) and containing agents specifically blocking the UVA.

However, contrary to the expectations based on laboratory experiments, population-based case-control studies often found an increased risk of melanoma associated with sunscreen use (revised in ref. 2). Prospective and retrospective cohort studies found sunscreen use to be associated with increased risk of basal cell cancer in adult women,<sup>3</sup> and higher numbers of acquired melanocytic nevi among school children and adolescents.<sup>4,5</sup> Concerns raised by epidemiological studies were emphasized by laboratory experiments showing that sunscreens could enhance the stimulation of melanoma growth by UV radiation.<sup>6</sup>

After 1995, epidemiological studies and randomized trials found that the most probable reason why sunscreen use increased the risk of melanoma was that by delaying sunburn occurrence, these products extended the time spent in the sun.<sup>7</sup> In this paper, we review the evidence backing this finding and propose a model for explaining why sunscreen extended sun exposure may increase melanoma risk. Based on this model, we propose a way to control time spent in the sun when a sunscreen is used.



## Sunscreens and intentional or non-intentional patterns of sun-exposure

Understanding the sunscreen-melanoma association requires distinguishing between two different types of sun exposure patterns.

The non-intentional sun exposure (NISE) pattern represents sun exposure during daily life activities, without a special willingness to acquire a tan or to be able to spend a long time in the sun. The so-called chronic sun exposure pattern usually equates to NISE. Examples of NISE are outdoor activities such as walking, hiking, gardening, skiing, or construction and farming work. Lifetime accumulated NISE is mainly associated with solar keratoses and squamous cell carcinoma.

The intentional sun exposure (ISE) pattern is sun exposure with an intention to stay in the sun with large uncovered skin areas, or/and to acquire a tan. ISE is characteristic of light-skinned subjects who spend most of their daily life indoors but enjoy intense sun exposure during holidays. The usually called intermittent sun exposure pattern is often intentional as subjects look for a biological effect. Sunbathing is the most typical ISE behaviour. Melanoma is commonly found on the usually covered sites such as the trunk, and this clinical evidence fits with the ISE patterns being the cause of most melanoma.

## Reasons for the increased melanoma risk associated with sunscreen use

It was first hypothesized that the increased risk of melanoma or high nevi numbers was found in populations not using modern high SPF, anti-UVA broad-band sunscreens. However, many of these studies are quite recent and included people who already used the broad-band type of sunscreens.<sup>2</sup>

Secondly, it was argued that because sunscreen users were generally more sun sensitive than non-users, the increased risk of melanoma observed in sunscreen users merely reflected their inherently greater risk of melanoma. The epidemiological literature describes this phenomenon as 'bias by indication'. However, this bias can likely be excluded because of the 'sunscreen-clothes paradox' found in many studies: sunscreen use and wearing of clothes when in the sun are more prevalent in sun sensitive subjects.<sup>2,8</sup> The study on nevi in European schoolchildren showed that during sunny holidays, an inverse correlation existed between sunscreen use and sun protection through the wearing of clothes (Fig. 1): the more sunscreens were used, the fewer clothes protected the skin against the sun. This and other studies found that while sunscreen use was associated with higher nevus counts, wearing clothing was associated with decreasing numbers of nevi.<sup>4,5</sup> Only one population-based case-control study examined the risk of melanoma with sunscreen use and wearing of clothes, and found a melanoma risk reduced by 52% ( $P < 0.001$ ) when the primary site of the tumour was usually covered with clothes during outdoor work in the summer.<sup>9</sup> In contrast, the melanoma risk associated with sunscreen use was 1.15 (95%

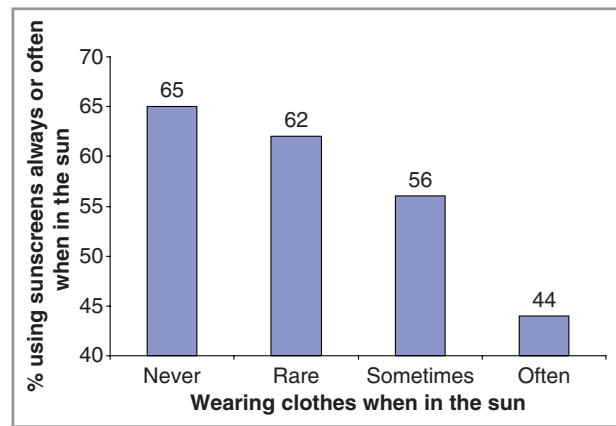


Fig 1. Correlation between sunscreen use and wearing clothes in 623 5- to 7-year-old European schoolchildren ( $R$ -square = 0.92,  $P < 0.0001$ ) (Ref. 4).

CI 0.78–1.68) in subjects who used sunscreens for 10 years or more.

If wearing clothing and using sunscreen represent real barriers against the transmission of UV to the skin, then why does the former actually protect against melanoma and nevus formation, while the latter seems unable to protect against melanoma and rather increases nevus development. This paradox made credible the hypothesis that sunscreen use could be involved in nevus and melanoma occurrence.

The third hypothesis was that due to their ability to delay sunburns, sunscreen use would encourage sun exposures of longer duration; this would be especially true when sun exposure is motivated by a desire to tan or to remain in the sun for longer periods. This hypothesis was supported by the common observation that in NISE situations, sunscreen use can reduce sunburn occurrence. In contrast, in ISE situations, sunscreen use did not change the risk of sunburn.<sup>2,8</sup>

## Sunscreen use and duration of sun exposure

Three randomized trials demonstrated that during ISE, use of relatively small amounts of sunscreen (i.e., amounts 3–4 times smaller than those used for measuring the SPF) was able to increase time spent in the sun. Two trials were conducted in France, Switzerland and Belgium with sun-sensitive volunteers 18–24 going to sunny areas for summer holidays.<sup>10,11</sup> These volunteers were randomized in a double blind design to receive SPF 10 or SPF 30 sunscreen. These trials showed that high SPF sunscreen extended sunbathing time by 19–25%, while there was no difference in sunburn experience and no difference in quantity of sunscreen used. Another key finding of these two trials was that as their holiday progressed, subjects using the SPF 30 sunscreen usually started sunbathing around noon, whereas those using the SPF 10 sunscreen tended to start sunbathing steadily later in the day. Hence, sun exposure duration of sun sensitive subjects engaged in ISE is limited by sunburn acquisition, and delaying sunburn occurrence leads to profound changes in sun behaviours.

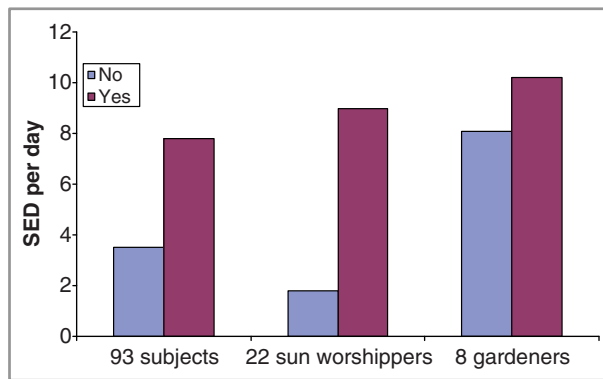


Fig 2. UV doses [in standard erythemal dose (SED) per day] received by volunteers wearing personal UV dosimeters, Denmark (Ref. 14).

The third trial took place in 2003 in a French holiday village and randomized 308 adults 18–78 years of age into three groups using sunscreen of different SPF and having different labelling.<sup>12</sup> Results of this trial indicated that after 1 week of use, higher SPF was associated with longer ISE duration.<sup>7</sup>

What about sunscreen use and sun exposure duration during NISE? The few available data suggest that in NISE situations, there is no increased duration of sun exposure associated with sunscreen use. The Australian randomized trials for prevention of squamous and basal cell carcinoma found no evidence for increased duration of time spent in the sun when high SPF sunscreen was used.<sup>13</sup> A Danish group with great experience in individual UV dosimetry monitored time spent in the sun and UV doses experienced during various types of outdoor activities (Fig. 2).<sup>14</sup> Although samples were relatively small, sunscreen use during a NISE activity like gardening did not increase the UV dose received, while among sun worshippers sunscreen use was associated with a considerable increase in UV dose received.

### ISE, NISE, sunscreens and skin cancer

Three randomized controlled trials (two in Australia and one in the U.S.A.) in subjects over 50 years old, many of whom

had a history of actinic skin lesions, have shown that when used during NISE, sunscreen use (moderately) decreases the incidence of squamous cell carcinoma and of solar keratoses, but not of basal cell carcinoma.<sup>15–17</sup>

Essentially because of intractable practical and ethical difficulties, no randomized trial has ever tested the ability of sunscreen use to protect against skin cancer and melanoma in particular during ISE situations. The trial in Vancouver, Canada tested the ability of a broad-band sunscreen to limit nevi numbers in schoolchildren.<sup>18</sup> It is not clear whether the Vancouver trial was representative of ISE situations. Results of this trial are difficult to interpret, as, for yet unknown reasons, all the effect of sunscreens was confined to children with high freckling. Furthermore, the statistical analysis did not adjust for nevi counts at baseline.

Epidemiological data relevant to the associations found between sunscreen use and skin cancer is summarized in the Table 1. Studies conducted during NISE situations were close to conditions encountered in laboratory experiments that demonstrated the cancer prevention properties of sunscreens, e.g., application of high doses of sunscreens, subjects eager to protect themselves from harmful effects of the sun and not attracted by tan acquisition. These laboratory experiments did not at all reflect sunscreen use during ISE situations.

These data led a Working Group convened by the IARC in 2000 to conclude that:<sup>2</sup>

- 1 Sunscreen use may decrease occurrence of SCC.
- 2 Sunscreen use has no demonstrated influence on BCC.
- 3 In ISE situations, sunscreen use may increase the risk of melanoma.

### The traditional and alternative view on the biological effects of sunscreen use in humans

The traditional view is that the greater the SPF of the sunscreen actually applied onto the skin (usually 2–4 times lower than doses used for measuring the SPF), the greater the sun protection. This view schematized in Figure 3a suggests that the application of a potent sunscreen will decrease the UV

Table 1 Likely effects of sunscreen use in sun sensitive subjects during non-intentional and intentional sun exposure

|                             | Non-intentional sun exposure  | Intentional sun exposure                   |
|-----------------------------|---|--|
| Examples                    | Outdoor professional activities, gardening, skiing, walking                                 | Sunbathing, outdoor sport with naked trunk |
| Type of subjects in studies | Old adults or elderlies not sun to tan attracted, often with history of actinic skin damage | Young adults, suntan seekers               |
| Sunburn occurrence          | Decrease  | No difference <sup>a</sup>                 |
| Time spent in the sun       | No change   | Increase                                   |
| Influence on risk of        |   |  |
| Squamous cell carcinoma     | Decrease  | No data                                    |
| Basal cell carcinoma        | No change   | No difference or increase                  |
| Cutaneous melanoma          | No data   | No difference or increase                  |

<sup>a</sup>The increase reported in some studies was probably due to lack of control for sun-sensitivity (ref. 7).

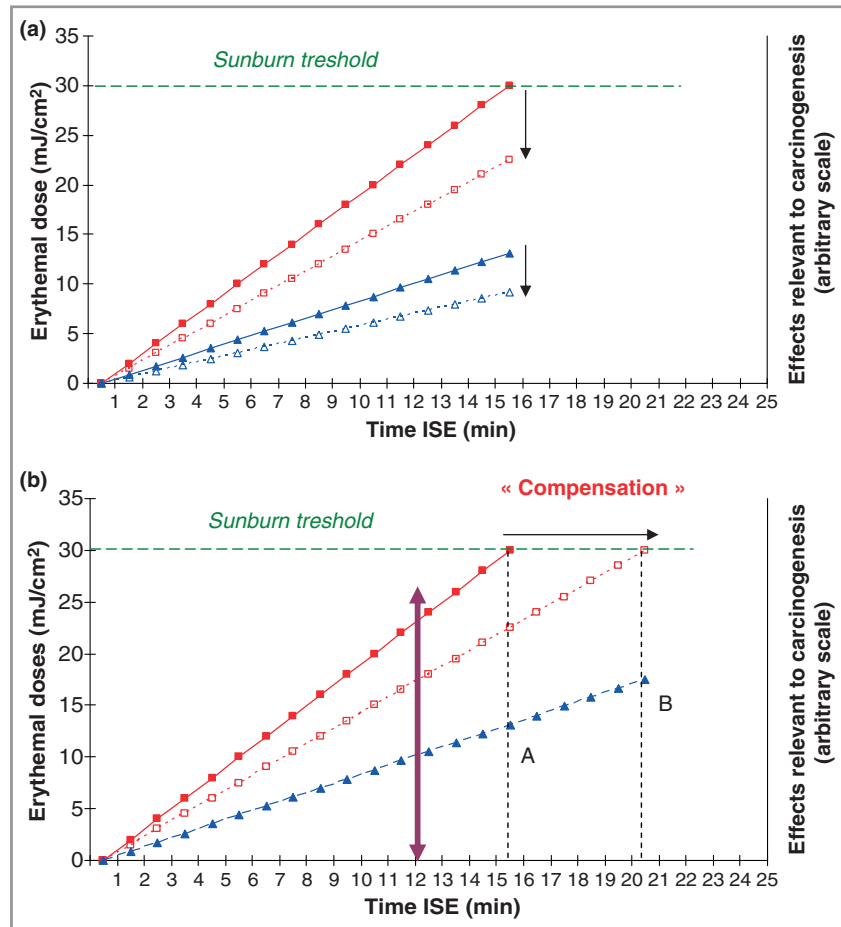


Fig 3. Schematic representation of traditional and alternative views on effects of use (continuous lines, plain squares and triangles) or no use (dotted lines, open squares and triangles) of sunscreens in humans. Squares refer to sunburn occurrence according to UV dose received in mJ cm<sup>-2</sup> on the left Y-axis. Triangles refer to carcinogenic effects, with an arbitrary scale of Y-axis on the right. For simplification, sunburn occurrence and carcinogenic effects are assumed to linearly increase with time spent in the sun. In this example, a sunburn threshold of 30 mJ cm<sup>-2</sup> was chosen, but this threshold varies from subject to subject according to skin complexion and phototype. Black arrows indicate effects of sunscreens, and the large double arrow indicates the threshold for the alert displayed by an individual UV dosimeter.

dose delivered to the skin. The immediate consequence is the prevention of sunburn. In this case, the decrease in erythemal effect is paralleled by a proportional decrease in carcinogenic effects. This view assumes that the duration of sun exposure remains equivalent with or without sunscreen use. This traditional view mirrors the results from laboratory studies during which exposure duration parameters are controlled. The assumption that duration of sun exposure remains equivalent with or without sunscreen use is not tenable as nothing indicates to sunscreen users that without the sunscreen, they would already be sunburned. So, the alternative view schematized in Figure 3b is based on evidence that sunscreen use will just delay sunburn occurrence but not prevent it, and lead to increased duration of sun exposure. This increased duration is sometimes labelled 'compensatory behaviour'.<sup>2</sup> Also, the alternative view assumes that the ability to prevent sunburns (as measured by the SPF) probably does not imply the ability to prevent melanoma or basal cell carcinoma. This view agrees with results of randomized trials on sunscreen use and sun exposure duration during ISE and also agrees with laboratory data suggesting that wavelengths other than the UVB may be involved in melanoma initiation and growth.<sup>6,19</sup> Extension of sun exposure duration induced by sunscreen use will result in the increase from point A to point B of the carcinogenic effects.

So, the traditional view would apply to typically UVB-induced skin lesions, including squamous cell cancer and solar keratoses. The alternative view would apply to cutaneous melanoma, mainly for melanoma occurring on usually sun protected sites such as the trunk. Adding specific UVA filters to sunscreens is now common, and is deemed to improve their anti-cancer properties. But there is still disagreement on the standard test for evaluating their anti-UVA properties.<sup>20</sup> Indeed, filtering out some of the UVA may affect biological pathways other than those involved in erythema but possibly involved in skin carcinogenesis. However, because the quantity of sunscreen typically applied to the skin is small and sunlight is very rich in UVA, it is quite possible that the anti-carcinogenic defences provided by UVA filters might be overwhelmed during sunbathing in the midday sun, especially if exposure time is increased due to a high SPF. We thus do not think that the schematic view we outlined would be fundamentally different if sunscreens did or did not contain specific UVA filters. Our reasoning is supported by studies in volunteers using sunscreen of the same SPF formulated with essentially UVB filters or with essentially UVA filters.<sup>21</sup> No difference between the two types of sunscreens was found in their capacity to decrease UV induced DNA damage or erythema.

## Sunscreen abuse

Sunscreen abuse has two complementary facets. The first is that most subjects engaging in ISE use a sunscreen in order to best take advantage of their sun exposure without, do they believe, incurring side effects, mainly sunburns. The second, less obvious facet is that sunscreen use during ISE allows sun exposure behaviors that would not be possible otherwise. The recommendation to re-apply sunscreen after a certain length of sun exposure probably represents a form of abuse.

Many studies and prevention campaigns have been conducted with the belief that recreational sun exposure, specially sunbathing, is safer when a sunscreen is used. When there is no control of sun exposure duration, that belief is questionable. So, the basic question is, 'what is most dangerous: sunbathing with or without using a sunscreen?' Until a method is found to prevent subjects unable to refrain from ISE from extending the time they spend in the sun, they should be advised not to use sunscreen but rather to let their skin adapt and set strict limits on the time they spend in the sun. This may be somewhat shocking but it follows the logic outlined in the alternative view in Figure 3b, because not using a sunscreen would prevent the stimulation of carcinogenic processes induced by unfiltered radiation.

Sunscreen abuse is encouraged by the false sense of security promoted by sunscreen advertisements, claiming or suggesting that these products protect against carcinogenic processes when used during ISE, and especially during tan acquisition. Such advertising encourages sunscreen abuse during ISE and thus contributes to increasing the risk of melanoma. This raises consumer protection issues. One day, melanoma patients could sue sunscreen makers because they were not warned against excessive sun exposure induced by sunscreen use and rather lulled by messages promoting sunscreen use during sunbathing as a way to safely acquire a nice, deep tan. This is not science fiction as in 2006 in the U.S.A., a class action suit was filed at the Los Angeles Superior Court for misleading advertising and fraudulent misrepresentation in the labelling of sunscreen bottles that, according to the plaintiffs, did not correctly indicate the hazards associated with the absence or low UVA blocking capacity of sunscreens.<sup>22</sup>

## How to avoid sunscreen abuse and its deleterious consequences?

Trying to discourage tan acquisition and deliberate sun exposure during the holidays is not very cost effective, especially among teenagers and young adults.

Consumer information on sunscreens should better reflect current knowledge of potential health hazards associated with their use during ISE. Cosmetic companies should not pretend that 'safe tanning' exists when using sunscreen.

Sunscreen bottles could bear messages on the hazards associated with ISE, mainly the longer stay in the sun that may end up in sunburn and the possibility of higher melanoma risk. However, such labelling of sunscreen products is not likely to

be well understood, especially if on the other hand, it is rightly claimed that sunscreen use during non-intentional sun exposure may decrease skin cancer risk. Sunburns would remain frequent and no one would understand why lotions preventing sunburns during NISE would be discouraged during ISE.

A wiser approach would be to avoid excess sun exposure thanks to information on individual UV exposure. Referring back to Figure 3b, if a subject engaged in ISE is informed after say 12 min that he or she is nearing his or her specific sunburn threshold in the absence of sunscreen use, and if that subject covers up or moves to a shaded area, then the erythemogenic UV dose and the carcinogenic effect would be lower than if no information was provided.

Practically speaking, UV dosimeters could inform sunscreen users engaged in ISE. The dosimeter could be worn as a watch<sup>22</sup> or inlaid in the caps of the sunscreen bottle. Indeed, dosimeters should be calibrated according to individual sun sensitivity in the absence of sunscreen use. The technology for cheap individual UV dosimeters already exists that could be adapted for controlling sun exposure duration.<sup>23–25</sup>

This approach would reconcile sunscreen and educational efforts. If feasible such a method would transform an ISE situation into a NISE situation and sunscreen use could then decrease skin cancer risk, and probably also melanoma.

Users of dosimeters and sunscreens will surely complain that tan acquisition is longer, and that they would like to stay longer in the bright sunshine than allowed by the dosimeter, but at the end of the day, subjects complying with the method will understand their health benefit.

Testing this approach may first be done through randomized trials on sunburn occurrence comparing sunscreen users vs. sunscreen and dosimeter users. Normally, the latter group should experience fewer sunburn episodes. A second, test would be the assessment of changes in nevi count and shape on the trunk of young adults spending holidays in sunny areas, again with randomization of sunscreen alone vs. sunscreen combined with dosimeters.

## References

- 1 Albert MR, Ostheimer KG. The evolution of current medical and popular attitudes towards ultraviolet light exposure: part 3. *J Am Acad Dermatol* 2003; **49**:1096–106.
- 2 International Agency for Research on Cancer. *IARC Handbooks of Cancer Prevention*, Vol 5, Sunscreens. Lyon: IARC Press, 2001.
- 3 Hunter DJ, Colditz GA, Strampher MJ et al. Risk factors for basal cell carcinoma in a prospective cohort of women. *Ann Epidemiol* 1990; **1**:13–23.
- 4 Autier P, Dore JF, Cattaruzza MS et al. Sunscreen use, wearing clothes and nevi number in 6- to 7-year-old European children. *J Natl Cancer Inst* 1998; **90**:1873–81.
- 5 Bauer J, Buttner P, Wiecker TS et al. Effect of sunscreen and clothing on the number of melanocytic nevi in 1,812 German children attending day care. *Am J Epidemiol* 2009; **161**:620–7.
- 6 Wolf P, Donawho CK, Kripke ML et al. Effect of sunscreens on UV radiation-induced enhancement of melanoma growth in mice. *J Natl Cancer Inst* 1994; **86**:99–105.

- 7 Autier P, Boniol M, Doré JF. Sunscreen use and increased duration of intentional sun exposure: still a burning issue. *Int J Cancer* 2007; **121**:1–5.
- 8 Stanton WR, Janda M, Baade PD, Anderson P. Primary prevention of skin cancer: a review of sun protection in Australia and internationally. *Health Promot Int* 2004; **19**:369–78.
- 9 Holman CD, Armstrong BK, Heenan PJ. Relationship of cutaneous malignant melanoma to individual sunlight-exposure habits. *J Natl Cancer Inst* 1986; **76**:403–14.
- 10 Autier P, Doré JF, Négrier S et al. Sunscreen use and duration of sun exposure: a double blind randomized trial. *J Natl Cancer Inst* 1999; **15**:1304–9.
- 11 Autier P, Dore JF, Reis AC et al. Sunscreen use and recreational exposure to ultraviolet A and B radiation: a double blind randomized trial using personal dosimeters. *Br J Cancer* 2000; **83**:1243–8.
- 12 Dupuy A, Dunant A, Grob JJ. Randomized controlled trial testing the impact of high-protection sunscreens on sun-exposure behavior. *Arch Dermatol* 2005; **141**:950–6.
- 13 Green A, Williams G, Neale R, Battistutta D. Betacarotene and sunscreen use: author's reply. *Lancet* 1999; **354**:2163–4.
- 14 Thieden E, Philipsen PA, Sandby-Møller J, Wulf HC. Sunscreen use related to UV exposure, age, sex, and occupation based on personal dosimeter readings and sun-exposure behavior diaries. *Arch Dermatol* 2005; **141**:967–73.
- 15 Thompson SC, Jolley D, Marks R. Reduction of solar keratoses by regular sunscreen use. *New Eng J Med* 1993; **329**:1147–51.
- 16 Naylor MF, Boyd A, Smith DW et al. High sun protection factor sunscreens in the suppression of actinic neoplasia. *Arch Dermatol* 1995; **131**:170–5.
- 17 Green A, Williams G, Neale R et al. Daily sunscreen application and betacarotene supplementation in prevention of basal-cell and squamous-cell carcinomas of the skin: a randomised controlled trial. *Lancet* 1999; **354**:723–9.
- 18 Gallagher RP, Rivers JK, Lee TK et al. Broad-spectrum sunscreen use and the development of new nevi in white children. *JAMA* 2000; **283**:2955–60.
- 19 De Fabo EC. Initial studies on an in vivo action spectrum for melanoma induction. *Prog Biophys Mol Biol* 2006; **92**:97–104.
- 20 Diffey B. Spectral uniformity: a new index of broad spectrum (UVA) protection. *Int J Cosmet Sci* 2009; **31**:63–8.
- 21 Young AR, Sheehan JM, Chadwick CA, Potten CS. Protection by ultraviolet A and B sunscreens against in situ dipyrimidine photolyses in human epidermis is comparable to protection against sunburn. *J Invest Dermatol* 2000; **115**:37–41.
- 22 Superior Court of the State of California for the county of Los Angeles. JCCP No. 4352. Amended master complaint for the master proceeding. Filed on 30 March 2006 at the Los Angeles Superior Court.
- 23 Thieden E, Agren MS, Wulf HC. The wrist is a reliable body site for personal dosimetry of ultraviolet radiation. *Photodermatol Photoimmunol Photomed* 2000; **16**:57–61.
- 24 Mills A, Grosshans P. UV dosimeter based on dichloroindophenol and tin(IV) oxide. *Analyst* 2009; **134**:845–50.
- 25 Moehrle M, Garbe C. Personal UV dosimetry by *Bacillus subtilis* spore films. *Dermatology* 2000; **200**:1–5.

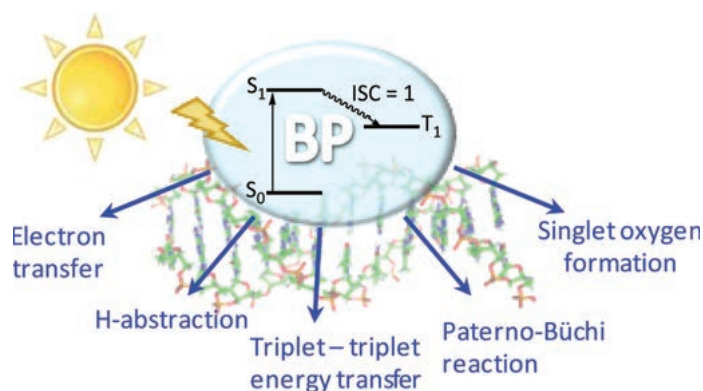
## Benzophenone Photosensitized DNA Damage

M. CONSUELO CUQUERELLA,<sup>†</sup> VIRGINIE LHIAUBET-VALLET,<sup>†</sup>  
JEAN CADET,<sup>‡</sup> AND MIGUEL A. MIRANDA\*,<sup>†</sup>

<sup>†</sup>*Instituto de Tecnología Química (UPV-CSIC), Universidad Politécnica de Valencia, 46022 Valencia, Spain, and* <sup>‡</sup>*Institut Nanosciences et Cryogénie, CEA/Grenoble, F-38054 Grenoble Cedex 9, France*

RECEIVED ON FEBRUARY 17, 2012

### CONSPECTUS



**A**lthough the carcinogenic potential of ultraviolet radiation is well-known, UV light may interact with DNA by direct absorption or through photosensitization by endogenous or exogenous chromophores. These chromophores can extend the “active” fraction of the solar spectrum to the UVA region and beyond, which means that photosensitizers increase the probability of developing skin cancer upon exposure to sunlight. Therefore researchers would like to understand the mechanisms involved in photosensitized DNA damage both to anticipate possible photobiological risks and to design tailor-made photoprotection strategies. In this context, photosensitized DNA damage can occur through a variety of processes including electron transfer, hydrogen abstraction, triplet–triplet energy transfer, or generation of reactive oxygen species.

In this Account, we have chosen benzophenone (BP) as a classical and paradigmatic chromophore to illustrate the different lesions that photosensitization may prompt in nucleosides, in oligonucleotides, or in DNA. Thus, we discuss in detail the accumulated mechanistic evidence of the BP-photosensitized reactions of DNA or its building blocks obtained by our group and others. We also include ketoprofen (KP), a BP-derivative that possesses a chiral center, to highlight the stereodifferentiation in the key photochemical events, revealed through the dynamics of the reactive triplet excited state (<sup>3</sup>KP\*). Our results show that irradiation of the BP chromophore in the presence of DNA or its components leads to nucleobase oxidations, cyclobutane pyrimidine dimer formation, single strand breaks, DNA–protein cross-links, or abasic sites. We attribute the manifold photoreactivity of BP to its well established photophysical properties: (i) it absorbs UV light, up to 360 nm; (ii) its intersystem crossing quantum yield ( $\phi_{ISC}$ ) is almost 1; (iii) the energy of its  $n,\pi^*$  lowest triplet excited state ( $E_T$ ) is ca. 290 kJ mol<sup>-1</sup>; (iv) it produces singlet oxygen (<sup>1</sup>O<sub>2</sub>) with a quantum yield ( $\phi_\Delta$ ) of ca. 0.3.

For electron transfer and singlet oxygen reactions, we focused on guanine, the nucleobase with the lowest oxidation potential. Among the possible oxidative processes, electron transfer predominates. Conversely, triplet–triplet energy transfer occurs mainly from <sup>3</sup>BP\* to thymine, the base with the lowest lying triplet state in DNA. This process results in the formation of cyclobutane pyrimidine dimers, but it also competes with the Paternò–Büchi reaction in nucleobases or nucleosides, giving rise to oxetanes as a result of crossed cycloadditions. Interestingly, we have found significant stereodifferentiation in the quenching of the KP triplet excited state by both 2'-deoxyguanosine and thymidine. Based on these results, this chromophore shows potential as a (chiral) probe for the investigation of electron and triplet energy transport in DNA.

## 1. Introduction

Photochemical DNA damage is currently a matter of public health concern.<sup>1,2</sup> This adverse effect can be induced by direct absorption of UV light or through indirect light absorption by endogenous or exogenous chromophores near the biomacromolecule. By extending the “active” fraction of solar radiation to the UVA and beyond, photosensitizers increase the risk of developing skin cancer upon exposure to sunlight. For this reason, it is of paramount importance to understand the mechanisms involved in photosensitized formation of DNA damage, in order to develop efficient photoprotection strategies.

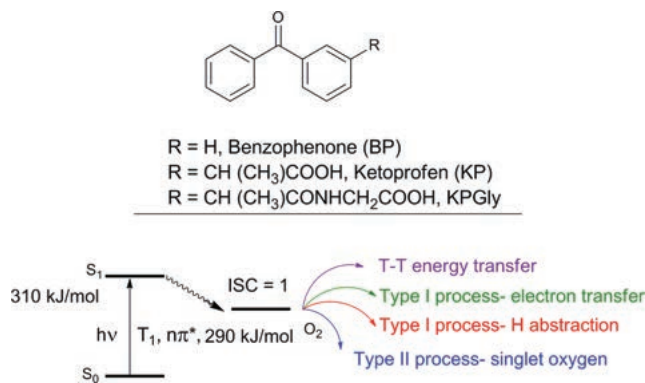
Benzophenone (BP) is a classical and paradigmatic sensitizer in photochemical studies. Irradiation of this chromophore in the presence of DNA leads to formation of nucleobase modifications, cyclobutane pyrimidine dimers (CPDs), DNA–protein cross-links, single strand breaks (ssb), or abasic sites. The photophysical properties of BP have been intensively studied and are well established (Figure 1): (i) it absorbs UV light, up to 360 nm, (ii) its intersystem crossing quantum yield ( $\phi_{ISC}$ ) is near 1, (iii) the energy of its  $n\pi^*$  lowest triplet excited state ( $E_T$ ) is ca. 290 kJ mol<sup>-1</sup>, and (iv) it produces singlet oxygen ( $^1O_2$ ) with a quantum yield ( $\phi_\Delta$ ) of ca. 0.3.<sup>3,4</sup>

In this Account, we use BP to illustrate the advances in the investigation of the reaction mechanisms involved in photosensitized DNA damage, paying special attention to stereo-differentiation. Detailed information is provided on the main photoinduced reactions of DNA mediated by BP and related derivatives like ketoprofen (KP), a 2-arylpropionic acid with a BP chromophore that possesses a chiral center.<sup>5,6</sup> These reactions include triplet–triplet energy transfer (TTET) to nucleobases, together with both type I (hydrogen atom or electron transfer) and type II (singlet oxygen) processes.<sup>7</sup>

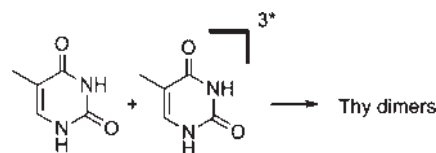
## 2. Benzophenone Photosensitized Reaction of Pyrimidine (Pyr) Bases: Triplet–Triplet Energy Transfer (TTET)

Photosensitized TTET may occur from BP to the nucleobases, especially to thymine (Thy), which is the DNA base with the lowest  $E_T$  (310 kJ mol<sup>-1</sup>).<sup>8</sup> Subsequent reaction of  $^3Thy^*$  with another Thy or a cytosine (Cyt) in their ground states, gives rise to CPDs through a [2 + 2] photocycloaddition (Figure 2). As a result, a number of regio- and diastereoisomers can be obtained in solution with free 2'-deoxyribonucleosides, although there is certain prevalence of the *trans-anti* forms.<sup>9</sup>

In complex systems like oligonucleotides or DNA itself, the scenario is different. Thus, photosensitization of



**FIGURE 1.** Photophysical properties and photoreactions of the benzophenone chromophore.



**FIGURE 2.** Thymine base dimerization.

oligonucleotides and ss-DNA gives mainly rise to *cis-syn* and *trans-anti* cyclobutane thymine dimers (Thy◊Thy), while in ds-DNA *cis-syn* CPDs clearly predominate<sup>10</sup> due to orientation restrictions imposed by the double strand.

Analysis of CPD formation photoinduced by BP in calf thymus DNA reveals a relative distribution of Thy◊Thy, 5'-Cyt◊Thy-3' and 5'-Thy◊Cyt-3' of 1, 0.23, and 0.25, respectively.<sup>11</sup> Cyclobutane cytosine dimers (Cyt◊Cyt) are not detected likely because  $^3BP^*$  is not energetic enough to populate  $^3Cyt^*$  (334 kJ mol<sup>-1</sup>).<sup>9</sup> Absolute photodimerization quantum yields ( $\phi_D$ ) are difficult to obtain experimentally given that it has to be ensured that light is absorbed *exclusively* by the photosensitizer. For this reason, there are only a few  $\phi_D$  values in the literature, one of them corresponding to ketoprofen; specifically,  $\phi_D$  (KP) in supercoiled DNA has been determined to be 0.0002.<sup>12</sup>

According to their relative triplet energies, TTET between  $^3BP^*$  and Thy is a slightly disfavored process, yet it is still observed in solution due to thermal population of upper vibrational states of  $^3BP^*$ .<sup>8,9,13</sup> Notably, this process is more feasible in DNA, where  $\pi$ -stacking and base pairing result in a shift of the  $E_T$  of Thy down to 267 kJ mol<sup>-1</sup> (Figure 3).<sup>9,12,14,15</sup>

We have determined the triplet energy of Thy in DNA by photosensitization experiments, in which supercoiled DNA is irradiated in the presence of a family of fluoroquinolones. The known  $E_T$  values of these drugs are within a narrow

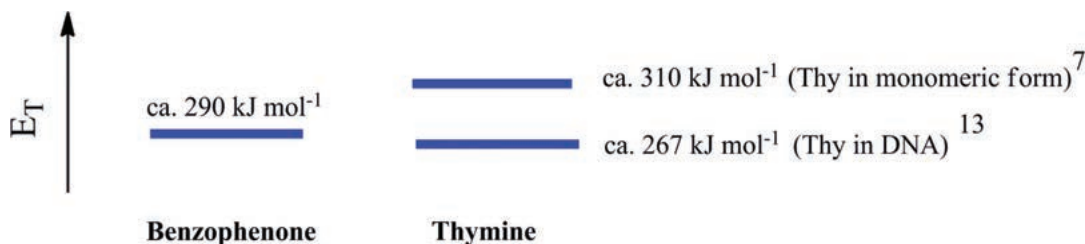


FIGURE 3. Benzophenone and thymine triplet energy levels.

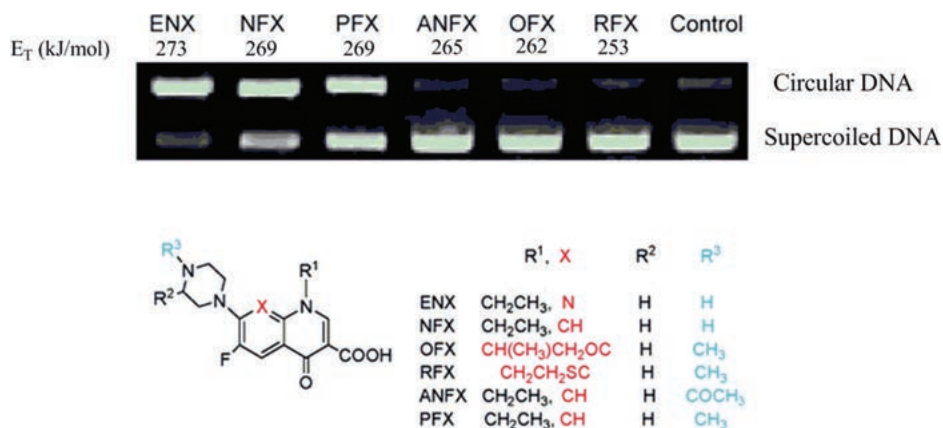


FIGURE 4. Photomixtures of fluoroquinolones of known  $E_T$  and plasmid pBR322 DNA after treatment with T4 endo V enzyme and gel electrophoresis.

range (from 273 to 253  $\text{kJ mol}^{-1}$ ), close to the expected  $E_T$  of Thy in the biomacromolecule. Following UVA irradiation, the samples are digested with T4 endonuclease V, which cleaves the double helix at those points where Thy $\diamond$ Thy are formed, converting supercoiled DNA into its circular form. Subsequently, Thy $\diamond$ Thy are revealed by electrophoresis, based on the different mobility of supercoiled and circular DNA (Figure 4). In this way, we have clearly shown that those drugs with  $E_T > 269 \text{ kJ mol}^{-1}$  photoinduce Thy $\diamond$ Thy, while those with  $E_T < 265 \text{ kJ mol}^{-1}$  do not. Hence, any compound with  $E_T > 267 \text{ kJ mol}^{-1}$  should be considered as a potential photosensitizer via Thy dimerization. This value is higher than the  $E_T$  of other well-known DNA photosensitizers, such as riboflavin (ca. 200  $\text{kJ mol}^{-1}$ ).<sup>16</sup>

Furthermore, studies performed on oligonucleotides have demonstrated that CPD formation is sequence-dependent.<sup>12,17–20</sup> In particular, the amount of these lesions increases when an additional Pyr base is located in the 5' side of two consecutive Thy as shown by irradiation of 5'-TGA GCG TTA GTT TAA GTCGGC TAT C-3' in the presence of BP, which leads to the highest CPD formation yields at the TTT sites.<sup>12</sup>

Competing with TTET, the contribution of the type I mechanism to photoinduce DNA damage has been

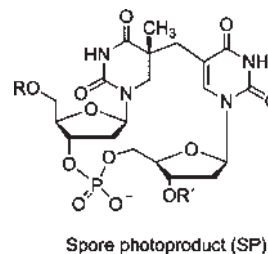


FIGURE 5. Structure of the spore photoproduct.

evaluated by irradiating BP in the presence of the dinucleotide thymidylyl-(3'→5')-thymidine (TpT) under aerobic conditions.<sup>10</sup> By quantification of Thy $\diamond$ Thy dimers, we have shown that the energy transfer mechanism clearly predominates over Thy oxidation (17:1 ratio).

Another structurally interesting type of Pyr dimer, found in the dry environment of bacterial spores, is the 5-thyminylyl-5,6-dihydrothymine adduct, commonly known as spore photoproduct (SP, Figure 5).<sup>9,11,21,22</sup> The formation of this bipyrimidine lesion can be photosensitized by BP in dry films.<sup>22</sup> The photosensitized formation of SP in DNA gives rise uniquely to the 5R diastereomeric form and is conditioned by the presence of  $\alpha/\beta$  acid soluble protein, which converts  $\beta$ -DNA into  $\alpha$ -DNA. In the spores, dipicolinic acid seems to play the role of a natural photosensitizer.



After generation of  $^3\text{Thy}^*$  by TTET, we have proposed two alternative mechanisms of SP formation: (i) C–C coupling of a radical pair generated by H-abstraction from a ground state Thy and, less likely, (ii) a concerted mechanism.<sup>22,23</sup>

### 3. Benzophenone Photoreaction with Pyrimidine Bases: The Paternò–Büchi Reaction

Carbonyl compounds may react with olefins through a [2 + 2] photocycloaddition giving rise to oxetanes through a Paternò–Büchi reaction (Figure 6). This competes with TTET and is favored for  $n\pi^*$  triplets when the  $E_T$  of the alkene is comparable to or higher than that of the carbonyl compound. Because this is the case for the BP/Thy system, oxetane formation is possible.<sup>3,13,24</sup>

Actually, upon irradiation of BP in the presence of thymidine (Thd), we have isolated two stereoisomeric oxetanes (Figure 7).<sup>24</sup>

To gain a deeper insight into the reaction mechanism, we have performed time-resolved laser flash photolysis (LFP) experiments to study the interaction between the triplet excited states of BP or KP and Thd. Because both  $^3\text{BP}^*$  and  $^3\text{KP}^*$  are  $n\pi^*$  in nature, a fast triplet–triplet quenching by Thd is observed, (ca.  $5.0 \times 10^8 \text{ M}^{-1} \text{ s}^{-1}$ ). This supports a Paternò–Büchi photoreaction,<sup>24</sup> in view of the endergonic

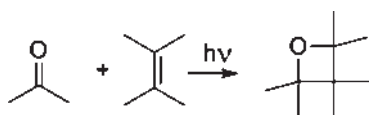


FIGURE 6. The Paternò–Büchi reaction.

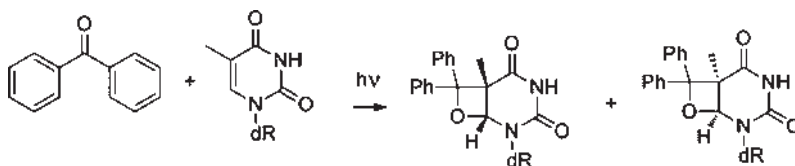


FIGURE 7. Oxetane formation upon irradiation of BP and Thd.

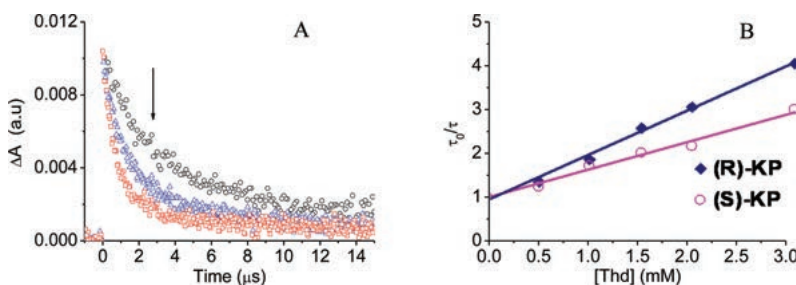


FIGURE 8. (A) Ketoprofen triplet excited state decay upon addition of increasing amounts of Thd using MeCN/H<sub>2</sub>O (4:1, v/v) as solvent and (B) Stern–Volmer plots for quenching of (R)- and (S)- $^3\text{KP}^*$  by Thd.

nature of TTET. Accordingly, oxetanes prevail over CPDs after steady-state irradiation of Thy in the presence of BP.<sup>8,10,24</sup> Indeed, BP-photosensitized Thy dimerization is concentration dependent, and CPDs are only detected when the nucleobase is present in a large excess.

It is worth noting that this scenario may vary in DNA, where the contribution of TTET would be higher, due to the lower  $E_T$  of Thy in the biomacromolecule. Thus, the double helix would prevent the Paternò–Büchi photoreaction from taking place but at the same time would enhance the prospects for Thy dimerization.

**3.1. Chiral Discrimination.** Direct photophysical evidence for chiral discrimination in the triplet excited state has only been found in a few cases;<sup>13,25–29</sup> this includes the interaction between  $^3\text{KP}^*$  and Thd, which we have studied by LFP in aqueous acetonitrile, monitoring the kinetics of KP  $n\pi^*$  triplet state decay upon addition of increasing amounts of Thd.<sup>13</sup> Plotting the reciprocal lifetimes of (S)- and (R)- $^3\text{KP}^*$  vs Thd concentration, we obtained quenching rate constants of  $k_S = 3.6 \times 10^8 \text{ M}^{-1} \text{ s}^{-1}$  and  $k_R = 5.1 \times 10^8 \text{ M}^{-1} \text{ s}^{-1}$  for (S)- and (R)-KP, respectively (Figure 8).

We have investigated the intramolecular version of this reaction in the *cisoid* (5'-KP-Thd) or *transoid* (3'-KP-Thd) dyads (Figure 9) where KP is attached to positions 5' or 3' of the 2-deoxyribose moiety.<sup>30</sup>

Long wavelength irradiation of the *transoid* form leads to polymerization. Conversely, a mixture of photoproducts is obtained from the *cisoid* isomer, where the oxetanes arising from a Paternò–Büchi reaction (Figure 10) are clearly predominating (combined yield of ca. 52%). In addition, minor

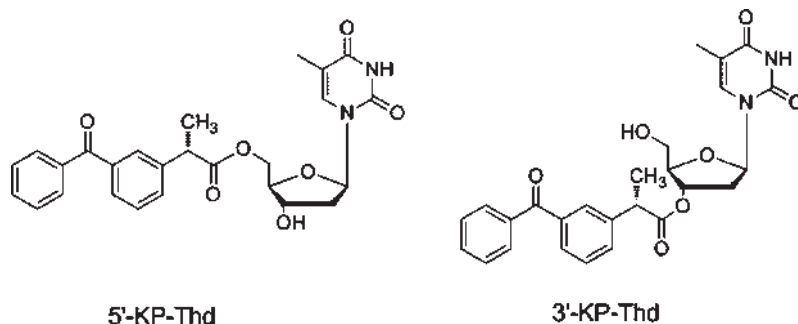


FIGURE 9. Ketoprofen–thymidine dyads.

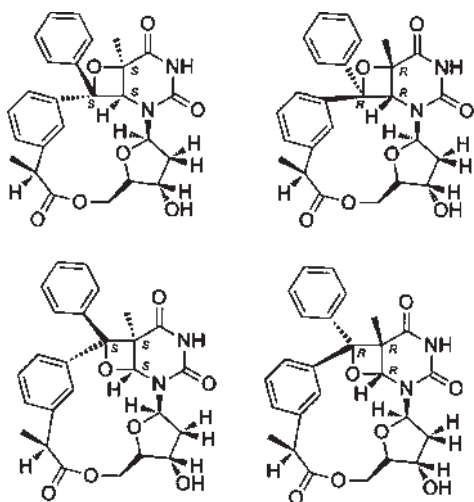


FIGURE 10. Photoproducts isolated from irradiation of the *cisoid* 5'-KP-Thd dyad.

amounts of products resulting from initial hydrogen abstraction by the excited ketone from the 5-methyl group of Thy are also detected.

Our results showed a good correlation between the photoproduct yields and the LFP measurements. Thus, the transient absorption spectra of the dyads essentially coincide with the TT bands of (*S*)-KP, displaying two maxima centered at 330 and 530 nm (Figure 11). However, the triplet lifetimes of the reference compound,  $\tau_T((S)\text{-KP}) = 1.3 \mu\text{s}$ , and the dyads are strikingly different. This is particularly noteworthy in the case of the *cisoid* form whose  $\tau_T$  is 20 ns, much shorter than the value obtained for the *transoid* isomer ( $\tau_T = 300 \text{ ns}$ , Figure 11).

#### 4. Benzophenone-Photosensitized Type I Oxidation

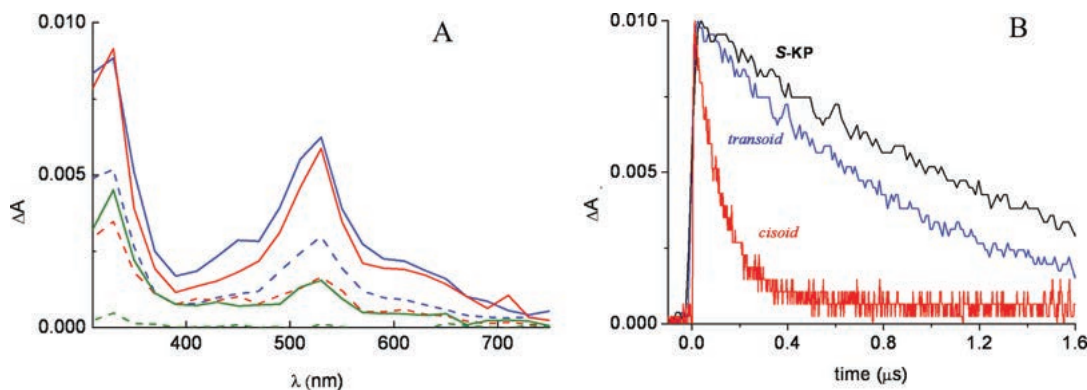
In addition to its above-mentioned capability to photosensitize the formation of Thy lesions by TTET and Paternò–Büchi reaction, BP is also able to oxidize DNA. The ability of BP to photosensitize oxidatively generated DNA damage is

extensively reported in the literature.<sup>31–38</sup> Most of the published work deals with an electron transfer mechanism triggered by BP in its triplet excited state. Indeed, the Rehm–Weller equation allows determination of free energy changes of  $-70$  and  $-30 \text{ kJ mol}^{-1}$  for the reaction with 2'-deoxyguanosine (dGuo) and Thd, respectively.<sup>12</sup> Nonetheless, although  ${}^3\text{BP}^*$  is in principle able to oxidize all nucleobases, a particular emphasis has been placed on dGuo, the nucleoside with the lowest oxidation potential. When BP is compared with a typical DNA type I photosensitizer, such as riboflavin, the latter exhibits a lower oxidizing ability, with free energy changes ca.  $30 \text{ kJ mol}^{-1}$  more positive than BP.<sup>16</sup> Thus, both compounds mediate one-electron oxidation of guanine (and to a lesser extent adenine) in double-stranded DNA; however, thymine oxidation has only been reported for BP.<sup>39</sup>

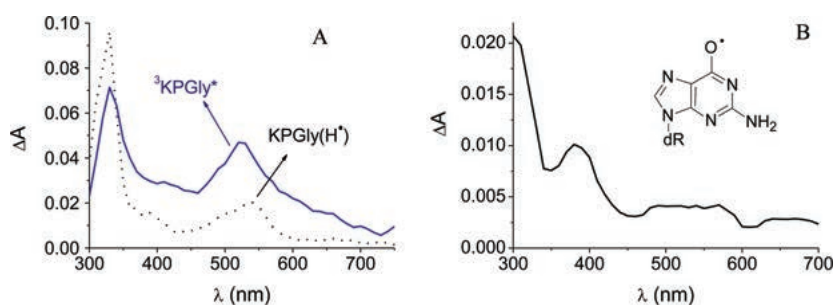
**4.1. Reaction with Purine Bases: An Electron Transfer Mechanism.** Information on the primary processes involved in the interaction between excited BP and dGuo is provided by LFP studies. Thus, the decay kinetics of  ${}^3\text{BP}^*$  (or its derivatives KP and KPGLy, Figure 1) in the presence of dGuo demonstrates a high reactivity, with a bimolecular rate constant close to diffusion ( $k_q > 10^9 \text{ M}^{-1} \text{ s}^{-1}$ ).<sup>13,40,41</sup> Moreover, we have confirmed the electron transfer nature of the process by detection of ketyl radical (KPGLy(H $^\bullet$ )), obtained by protonation of the initially formed KP radical anion, together with the neutral dGuo(–H) $^\bullet$  radical (Figure 12).<sup>40</sup>

Our results revealed a stereodifferentiating interaction between enantiopure (*S*)- or (*R*)-KP triplet excited state and dGuo, for which we determined quenching rate constants of  $k_S(\text{dGuo}) = 1.00 \times 10^9 \text{ M}^{-1} \text{ s}^{-1}$  and  $k_R(\text{dGuo}) = 1.23 \times 10^9 \text{ M}^{-1} \text{ s}^{-1}$  in aqueous acetonitrile. This agrees well with the relative amounts of (*R*)- and (*S*)-KP ketyl radical formation (Figure 13).

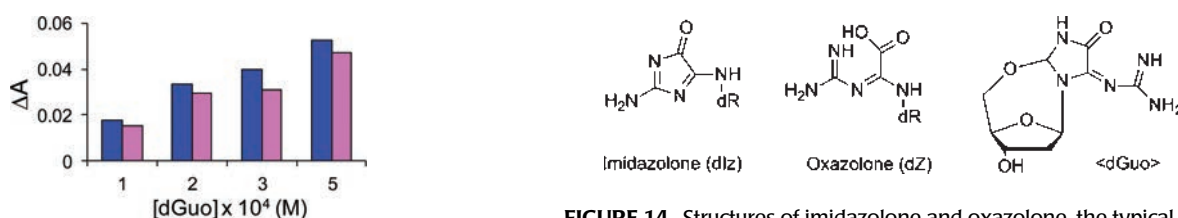
Steady-state irradiation studies also point to a type I mechanism. As a first clue, the hallmark of an electron transfer process is observed in double-stranded oligonucleotides



**FIGURE 11.** (A) Transient absorption spectra of the dyads and (S)-KP in acetonitrile, 35 ns (full line) and 2  $\mu$ s (dashed line) after laser excitation and (B) triplet excited states of (S)-KP and the *cisoid* (3'-KP-Thd) and *transoid* (5'-KP-Thd) dyads.



**FIGURE 12.** (A) Benzophenone-like triplet excited state (full line) and ketyl radical (dotted line) together with (B) dGuo(-H) $\cdot$  radical obtained by laser flash photolysis of KPGly/dGuo mixture in neutral aqueous medium (phosphate buffer).



**FIGURE 13.** Comparison of the amount of ketyl radical formed after flash excitation of a solution of enantiopure (S)-KP (pink) or (R)-KP (blue) in the presence of dGuo, using MeCN/H<sub>2</sub>O (4:1, v/v) as solvent.

irradiated in the presence of BP. Gel sequencing experiments show a highly specific alkali-labile site at the hot spot 5'-G of -GG- and in the middle G of -GGG- sequences.<sup>12,36,42</sup> Moreover, prolonged irradiation leads to degradation of all G residues, with efficiency decreasing in the order 5'-GG > 5'-GA > 5'-GC > 5'-GT, in good agreement with the calculated ionization potentials of stacked nucleobase models.<sup>12</sup> The capability of BP to act as a strong electron acceptor has been exploited to attach covalently this chromophore to predetermined sites of oligodeoxynucleotides, without perturbing the base stack, in order to investigate hole migration to remote sites.<sup>42</sup> This principle can be applied to the development of new probes for the study of electron transport in DNA.

**FIGURE 14.** Structures of imidazolone and oxazolone, the typical product for BP-photosensitized type I oxidation of dGuo, together with the intrabase product <dGuo>.

In the case of isolated dGuo, typical photoproducts derived from electron transfer from the nucleobase to <sup>3</sup>BP\* are mainly obtained. They correspond to the unstable 2-amino-5-[(2-deoxy- $\beta$ -D-erythro-pentofuranosyl)amino]-4H-imidazol-4-one (dlz), which is further hydrolyzed to 2,2-diamino-4-[(2-deoxy- $\beta$ -D-erythro-pentofuranosyl)amino]-5(2H)-oxazolone (dZ) (Figure 14).<sup>41,43–46</sup> Interestingly, we also obtained photoproduct <dGuo> based on an intrabase link as a result of a primary electron transfer, followed by nucleophilic attack by the 5' hydroxyl group to the C8 position of the nucleobase (Figure 14).<sup>47</sup>

In similar studies on the dinucleotide thymidyl-(3'→5')-2'-deoxyguanosine (TpdG), we described the corresponding oxazolone product (TpdZ) as the main photoproduct,

together with a 2-deoxy-D-ribo-1,4-lactone derivative TpdL.<sup>48</sup> This sugar oxidation, also reported in the case of dGuo, is of special interest because it leads to the formation of an oxidized abasic site. The proposed mechanism is based on electron transfer oxidation of the nucleobase, followed by deprotonation at C1' of the guanine radical cation giving rise to a neutral radical, which after oxygen trapping, release of superoxide radical anion, and hydration of the resulting 2-deoxyribose cation gives rise to 2-deoxy-D-ribo-1,4-lactone (dL) (Figure 15).<sup>49</sup> However, direct hydrogen abstraction cannot be totally discarded as initial step. Mechanistic confirmation has been provided by combining photoproduct characterization and time-resolved experiments with appropriate model systems.

Thus, the KP–purine dyads shown in Figure 16 have been first considered.<sup>50</sup> Their structural variations have allowed us to evaluate the different factors influencing the electron transfer mechanism. In this way, changes associated with the *cisoid* versus *transoid* spatial arrangement have been

investigated with dyads 5'-KP-dAdo and 3'-KP-dAdo respectively, while compounds 5'-KP-dGuo, 5'-KP-dAdo, and 5'-KP-8-oxodAdo have been chosen to obtain information on the relative base reactivity. In addition, the length of the spacer has also been considered by comparing 5'-KP-dAdo with 5'-KPGly-dAdo. The experimental results fulfilled our expectations for an electron transfer from the purine to <sup>3</sup>KP\*. As a first piece of evidence, only *cisoid* 5'-KP-purines lead to the formation of a 2-deoxyribonolactone (5'-KP-dL, Figure 16) as major photoproduct. Accordingly, while triplet lifetime of the *transoid* 3'-KP-dAdo is similar to that of isolated KP, used as standard, a much faster decay is observed for 5'-KP-dAdo. In general, we determined lifetimes in submicrosecond range for all the 5'-KP-purines in agreement with an efficient interaction between the excited KP and the nucleobase. As a matter of fact, the intramolecular quenching rate constants, ranging from  $3.3 \times 10^7 \text{ s}^{-1}$  for 5'-KP-dAdo to  $1.1 \times 10^8 \text{ s}^{-1}$  for 5'-KP-dGuo, correlate well with the one-electron oxidation potentials of nucleobases. Additional evidence is provided by the influence of the spacer length, which results in a markedly lower reaction rate constant for 5'-KPGly-dAdo (ca.  $2.2 \times 10^6 \text{ s}^{-1}$ ) than for 5'-KP-dAdo.

The behavior of diastereoisomeric (*S,S*)- and (*S,R*)-KP-THF conjugates bearing tetrahydrofuran as a base-free model of the 2-deoxyribose moiety (Figure 17) allowed us to rule out the possibility of a direct H-abstraction from the sugar at C1'.<sup>51</sup> Kinetic analysis of the transient absorption spectra reveals that the (*S,S*)-KP-THF triplet signal decays

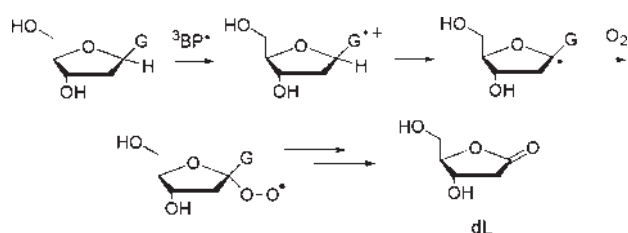


FIGURE 15. Mechanism of 2-deoxyribonolactone (dL) formation.

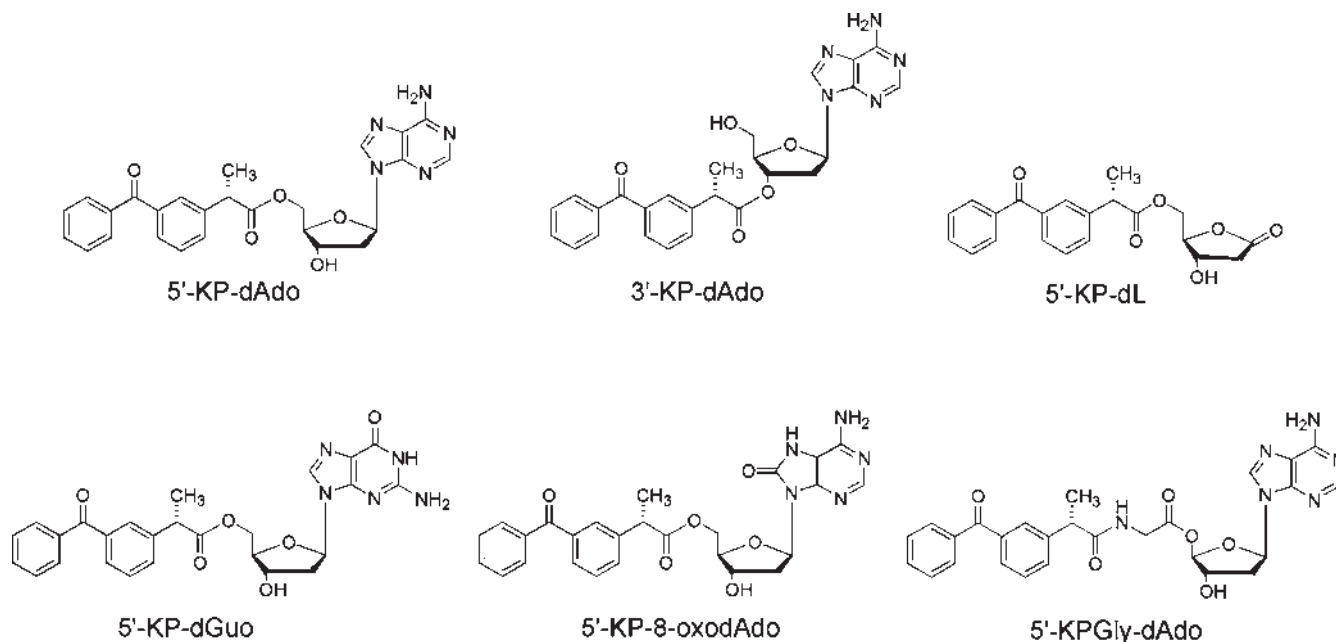


FIGURE 16. Structure of KP–purine dyads and 5'-KP-dL.

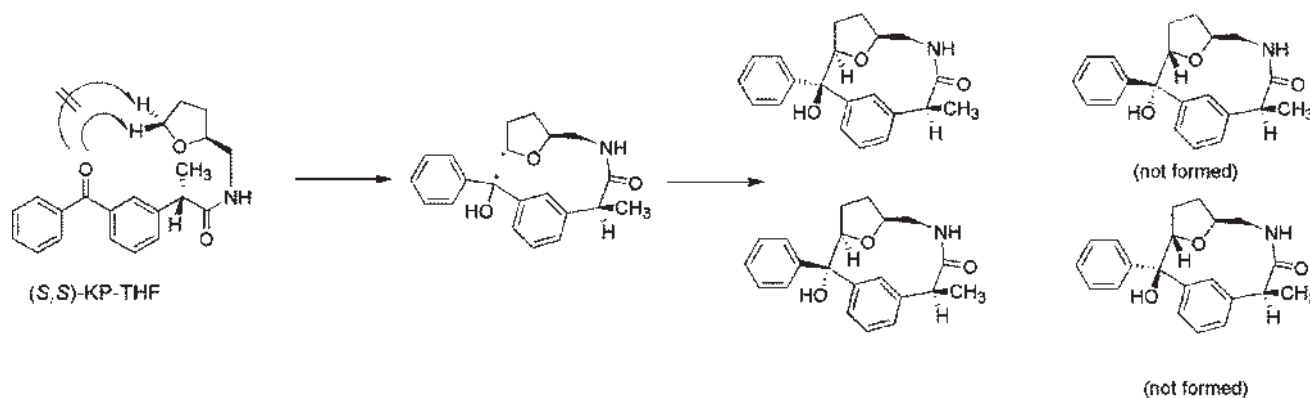


FIGURE 17. Structure and reactivity of the (*S,S*)-KP-THF.

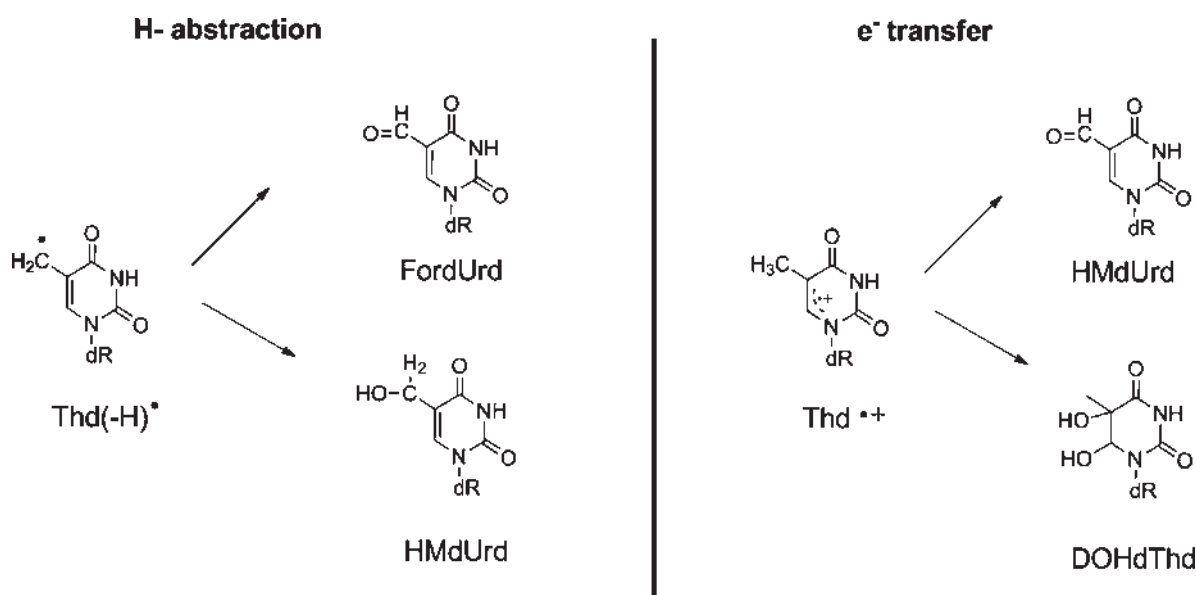


FIGURE 18. Photooxidation of Thd by BP.

significantly faster than that of the (*S,R*)-isomer. Moreover, the reaction rate constants of  $5.9$  and  $3.2 \times 10^5 \text{ s}^{-1}$  are at least 2 orders of magnitude lower than for the 5'-KP-purine dyads. This demonstrates that a different primary process is involved in the photochemistry of these two types of systems. We have obtained the same conclusion from photoproduct studies, where biradicals initially formed via remote hydrogen abstraction undergo intramolecular recombination to macrocyclic ring systems with high regio- and stereoselectivity (Figure 17). In all cases, the products with *cisoid* ring junction are preferentially or even exclusively obtained, in agreement with their smaller ring strain.

Altogether our results are consistent with the predominance of an electron transfer mechanism during the

BP-photosensitized oxidation of purine nucleosides to dL as detailed in Figure 15.

**4.2. Reaction with Pyrimidine Bases: One-Electron Oxidation, H-Abstraction and Intrabase Cross-Link.** In addition to the Paternò-Büchi photoreaction and the TTET between  ${}^3\text{BP}^*$  and Thd, oxidation of Thd may occur as a secondary reaction, given the ability of the chromophore to abstract hydrogen or to participate in electron transfer processes.<sup>10,45</sup> We have studied this photoreaction in aerated medium and identified the products as 5,6-dihydroxy-5,6-dihydrothymidine diastereomers (DOHdThd), 5-(hydroxymethyl)-2'-uridine (HMdUrd) and 5-formyl-2'-deoxyuridine (FordUrd) (Figure 18). Formation of a neutral radical centered on the 5-methyl of Thd after a formal H-abstraction by the excited ketone or deprotonation of thymine radical

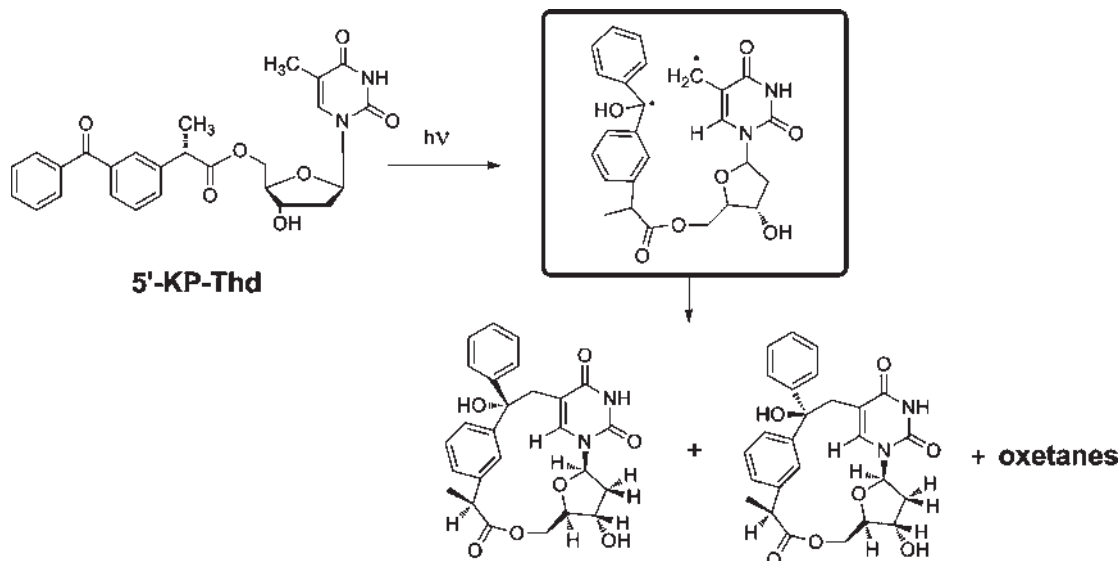


FIGURE 19. Hydrogen abstraction in the photoreaction of the *cisoid* 5'-KP-ThdKP-BP dyad.

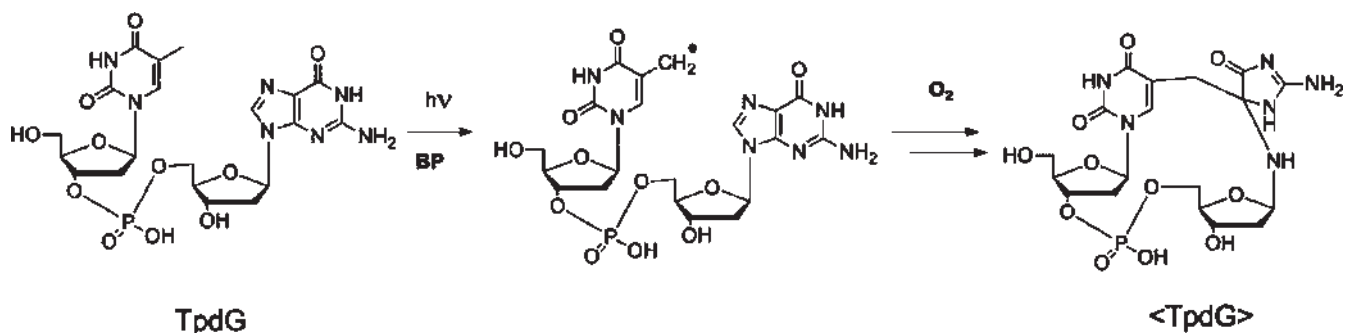


FIGURE 20. Photosensitization of TpdG by BP under aerated conditions.

cation at the methyl group leads to FordUrd and HMDUrd, while DOHdThd arises from hydration of Thd radical cation. The former pathway is in agreement with LFP results, while the presence of the four DOHdThd diastereomers in the reaction mixture supports the formation of Thd radical cation.

We have observed hydrogen abstraction at the C-5 of the base by  $^3\text{BP}^*$  upon irradiation of the *cisoid* KP-Thd dyad presented in the TTET (section 3.1), which leads to a couple of minor products (14% combined yield, Figure 19) arising from recombination of a primary biradical.<sup>30</sup>

Type I reactions induced by BP have also been assessed in TpdG dinucleotides.<sup>45</sup> In our hands, photosensitization of TpdG in the presence of BP leads to formation of an adduct (<TpdG>, Figure 20) resulting from formal hydrogen abstraction at the C-5 of the Thy base by  $^3\text{BP}^*$ . Generation of a carbon-centered radical would be the first step in a sequence of reactions ultimately producing a covalent linkage to the C-4 of the guanine.

**4.3. Modeling DNA–Protein Cross-Links.** In eukaryotic cells, DNA–protein cross-links are important contributors to the deleterious effects of solar radiation, because of the close contact between DNA and proteins such as histones. Thus, the role of type I oxidation in the formation of these adducts has been investigated using BP as photosensitizer and dGuo as a simple unit of the DNA biomolecule.

In this context, BP-photosensitized reaction between dGuo and the methyl ester of acetylated lysine leads to the spiroiminodihydantoin derivative 8-Lys-Sp as the main photoproduct, together with small amounts of 5,8-Lys-Sp (Figure 21A).<sup>52</sup> These compounds are the result of an electron transfer process leading to covalent adduct formation between the  $\epsilon$ -amino group of lysine and the C8 position of the nucleobase, which further undergoes rearrangement to give the spirocyclic adducts. We have also used methanol as a mimic of the hydroxyl group of tyrosine, threonine, or serine side chain. In this case, two 4,5-imidazolinedione diastereoisomers are obtained as

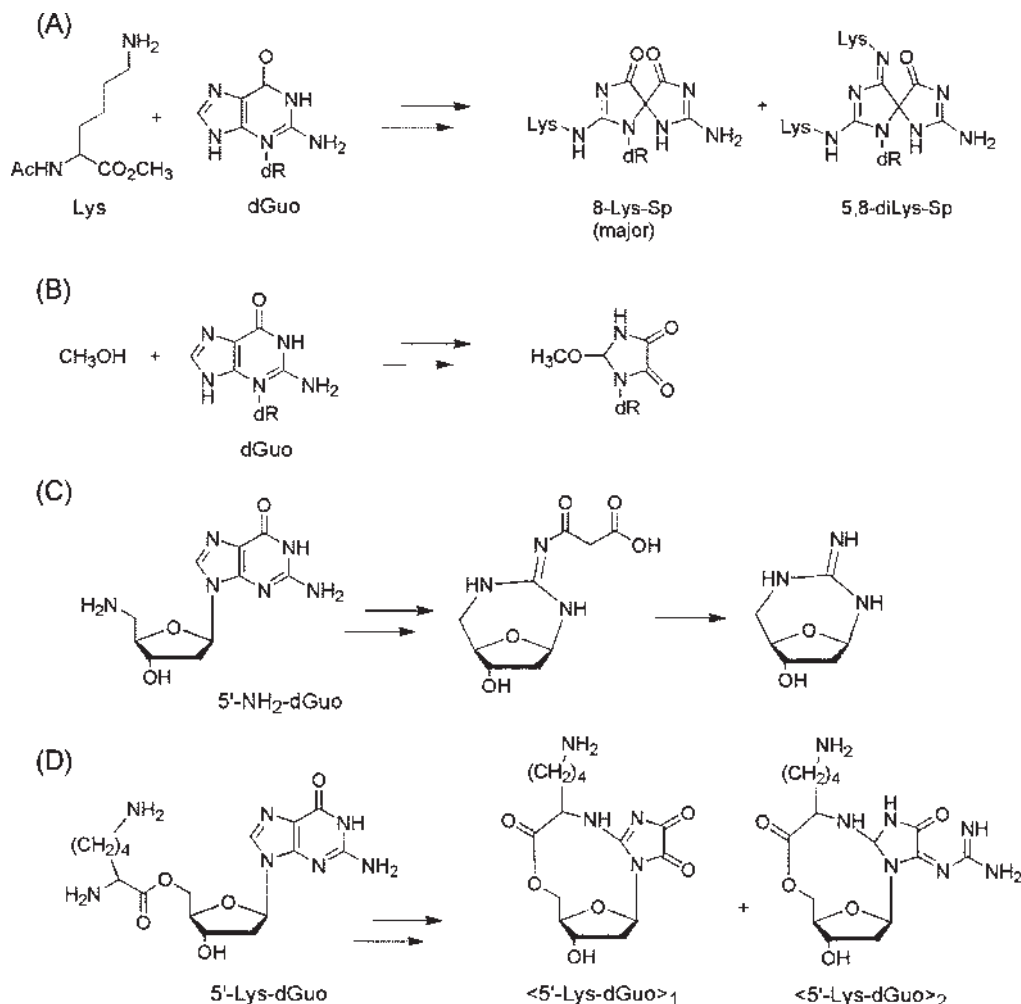


FIGURE 21. Model photoreactions for the BP-sensitized DNA–protein cross-links.

products of the nucleophilic addition of methanol to the guanine base (Figure 21B).<sup>44</sup>

Furthermore, we have modeled the intimate association between DNA and histones using different systems containing an amino group or a lysine residue tethered at the C5' of dGuo. Thus, BP mediated oxidation of 2'-amino-2',5'-di-deoxyguanosine (5'-NH<sub>2</sub>-dGuo, Figure 21C)<sup>53</sup> in aerated aqueous solution leads to the formation of two cyclic nucleosides, where the heterocyclic guanine ring is missing (Figure 21C). In the case of a lysine residue linked at C5' of dGuo (5'-Lys-dGuo, Figure 21D), two intramolecular adducts are formed in low yield (ca. 2%).<sup>54</sup> Although both compounds derive from a reaction between the  $\alpha$ -NH<sub>2</sub> of lysine and the C8 position of electron transfer oxidized guanine, <5'-Lys-dGuo><sub>1</sub> would be formed by a nucleophilic attack to the guanine radical cation, whereas <5'-Lys-dGuo><sub>2</sub> can be explained by addition of the  $\alpha$ -NH<sub>2</sub> group to the 7,8-double bond of the neutral dGuo radical.

## 5. Type II Processes: Singlet Oxygen

A photosensitizer in its triplet excited state may interact with molecular oxygen, generating <sup>1</sup>O<sub>2</sub>, which is a very potent oxidizing agent. This is the case for BP and KP; they produce <sup>1</sup>O<sub>2</sub>, which in turn reacts with guanine yielding spiroimino-dihydantoin diastereoisomers or 8-oxodGuo, in double stranded DNA (Figure 22). The ability of this reactive species to photoinduce DNA lesions through a type II mechanism has been examined in aqueous solutions, in the presence of single-stranded oligonucleotides. When D<sub>2</sub>O is used instead of H<sub>2</sub>O, the BP-photosensitized DNA damage increases, indicating that, to a certain extent, a type II mechanism is involved.<sup>12</sup>

Nevertheless, dGuo sensitization studies indicate that BP-mediated photooxidation is dominated by the type I mechanism.<sup>41,45</sup> Consistently, dGuo conversion upon UVA irradiation in the presence of BP is not affected by the presence of D<sub>2</sub>O and is lower in aerated solution.

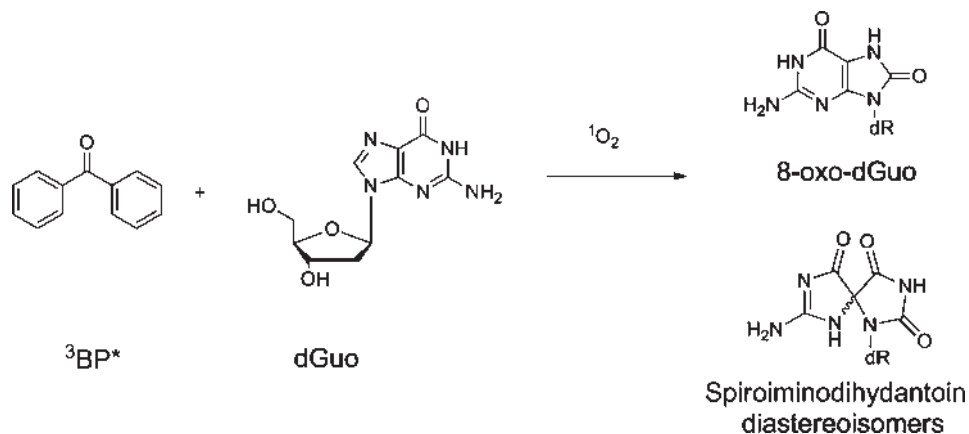


FIGURE 22. Type II photooxidation of dGuo by BP.

## 6. Summary and Outlook

Light is a potentially carcinogenic agent. For this reason, it is of paramount importance to understand the mechanisms involved in photoinduced DNA damage, in order to develop efficient photoprotection strategies. Ultraviolet radiation can interact with the biomacromolecule by direct light absorption or through photosensitization by endogenous or exogenous chromophores, which extend the “active” fraction of the solar spectrum to the UVA and beyond. As a consequence, photosensitizers increase the risk of developing skin cancer upon exposure to sunlight. Photosensitized DNA damage may occur through processes comprising electron transfer, hydrogen abstraction, triplet–triplet energy transfer, or reactive oxygen species generation.

Here, we have chosen benzophenone (BP) as a classical and paradigmatic chromophore to illustrate the different lesions that photosensitizers may provoke in systems of increasing complexity: nucleosides, oligonucleotides, or DNA itself. Thus, we provide detailed mechanistic information on the main photoinduced reactions of DNA mediated by BP. Related derivatives like ketoprofen (KP), a BP-like compound that possesses a chiral center, have been included to highlight the possibility of stereodifferentiation. In this context, irradiation of the BP chromophore in the presence of DNA or its building blocks leads to nucleobase oxidations, cyclobutane pyrimidine dimers formation, single strand breaks, DNA–protein cross-links or abasic sites. The manifold photoreactivity of BP is attributed to its well established photophysical properties: (i) it absorbs UV light, up to 360 nm, (ii) its intersystem crossing quantum yield ( $\phi_{\text{ISC}}$ ) is near 1, (iii) the energy of its  $n\pi^*$  lowest triplet excited state ( $E_T$ ) is ca.  $290 \text{ kJ mol}^{-1}$ , and (iv) it produces singlet oxygen ( ${}^1\text{O}_2$ ) with a quantum yield ( $\phi_\Delta$ ) of ca. 0.3. When these properties of BP are compared with those of riboflavin, a

well-known DNA photosensitizer, the main difference is related to the much lower triplet energy value of the latter (ca.  $200 \text{ kJ mol}^{-1}$ ). Accordingly, excited riboflavin is a markedly weaker oxidizing agent and is unable to act as donor in triplet–triplet energy transfer to thymine.

Electron transfer, hydrogen abstraction, and singlet oxygen reactions have been discussed centering attention on guanine, since this is the nucleobase with the lowest oxidation potential. Among oxidative processes, electron transfer is the predominating pathway. Conversely, triplet–triplet energy transfer occurs mainly from  ${}^3\text{BP}^*$  to thymine, the base with the lowest lying triplet state in DNA. This process results in the formation of cyclobutane pyrimidine dimers, although it competes with the Paternò–Büchi reaction in nucleobases or nucleosides, giving rise to oxetanes as a result of crossed cycloadditions.

In summary, we have presented key insight into the diverse mechanistic pathways of the biologically relevant DNA modifications photosensitized by BP. On the basis of the accumulated experimental data, this chromophore shows potential as a probe for the investigation of electron and triplet energy transport in DNA. The introduction of a chiral center, as in KP, provides a useful tool to examine stereochemical aspects of the involved processes.

*We thank our co-workers who contributed to this research whose names appear in the references. Financial support from the Spanish Government (Grant CTQ2009-13699, JAE Doc fellowship for M.C.C., and Ramon y Cajal contract for V.L.-V.) is gratefully acknowledged.*

### BIOGRAPHICAL INFORMATION

**M. Consuelo Cuquerella** obtained her Ph.D. from the Technical University of Valencia at the Institute of Chemical Technology



(UPV-CSIC) studying the oxidative DNA damage induced by fluoroquinolones. In June 2004, she moved to the Department of Physics of the University of Liverpool as a postdoctoral fellow. Back to Spain in 2007, she was granted a Juan de la Cierva contract at the University of Valencia. Since 2009, she has been a member of Prof. Miranda's group as a JAE-Doc researcher and her work is mainly focused in the investigation of photoinduced damage to DNA.

**Virginie Lhiaubet-Vallet** graduated in 1997 and obtained her PhD degree in 2001 from the University Paul Sabatier (France), working on DNA damage photoinduced by nonsteroidal anti-inflammatory drugs. She then joined the group of Prof. M. A. Miranda at the Institute of Chemical Technology (UPV-CSIC) as a postdoctoral researcher benefiting from an Individual Marie Curie European Fellowship. Virginie Lhiaubet-Vallet received the Young Investigator Award from the European Society for Photobiology in 2007. Since 2008, she has been a "Ramón y Cajal" Researcher from Spanish National Research Council at the Institute of Chemical Technology.

**Jean Cadet** received his Ph.D. in chemistry from the University of Grenoble in 1973 and has been the Head of Laboratory of "Lésions des Acides Nucléiques" at the French Atomic Energy Commission, CEA/Grenoble, until 2001. He is currently Scientific Adviser at CEA/Grenoble and Adjunct Professor at University of Sherbrooke. He is involved in research activities on various aspects of the chemistry and biochemistry of oxidatively generated and photoinduced damage to DNA (mechanisms of reactions, measurement in cells, assessment of biological features, such as substrate specificity of DNA repair enzymes, and mutagenesis of base lesions). He has received several awards including Research Award from American Society for Photobiology, the medal of Excellence from European Society for Photobiology, the Charles Dhéré Award, and Berthelot Medal from the French Academy of Sciences.

**Miguel A. Miranda** is Professor of Organic Chemistry at the Polytechnical University of Valencia and Head of the Institute of Chemical Technology (UPV-CSIC). He was Associate Professor at the University of Valencia before accepting his present position in 1990. His research interests are mainly focused on photochemistry and photobiology. Miguel A. Miranda has received the Honda-Fujishima Award of the Japanese Photochemistry Association, the Organic Chemistry Award of the Spanish Royal Society of Chemistry, and the Theodor Förster Award of the German Chemical Society and the Bunsen Society of Physical Chemistry. He has been the President of the European Society for Photobiology from 2009 to 2011.

#### FOOTNOTES

\*To whom correspondence should be addressed. E-mail: mmiranda@qim.upv.es. The authors declare no competing financial interest.

#### REFERENCES

- WHO: Fact Sheet no. 287. 2010.
- Oncology, T. L. Beauty and the Beast. *Lancet Oncol.* **2009**, *10*, 835.
- CRC Handbook of Organic Photochemistry and Photobiology*, 3rd ed.; Griesbeck, A.; Oelgemöller, M.; Ghetti, F., Eds.; CRC Press: Boca Raton, FL, 2012.
- Turro, N. J.; Ramamurthy, V.; Scaiano, J. C. *Principles of molecular photochemistry: an introduction*; University Science Books: Sausalito, CA, 2010.

- Boscá, F.; Marín, M. L.; Miranda, M. A. Photoreactivity of the nonsteroidal anti-inflammatory 2-arylpropionic acids with photosensitizing side effects. *Photochem. Photobiol.* **2001**, *74*, 637–655.
- Bagheri, H.; Lhiaubet, V.; Montastruc, J. L.; Chouini-Lalanne, N. Photosensitivity to ketoprofen: mechanisms and pharmacoepidemiological data. *Drug Safety* **2000**, *22*, 339–349.
- Foote, C. S. Definition of type I and type II photosensitized oxidation. *Photochem. Photobiol.* **1991**, *54*, 659–659.
- Wood, P. D.; Redmond, R. W. Triplet state interactions between nucleic acid bases in solution at room temperature: Intermolecular energy and electron transfer. *J. Am. Chem. Soc.* **1996**, *118*, 4256–4263.
- Cuquerella, M. C.; Lhiaubet-Vallet, V.; Bosca, F.; Miranda, M. A. Photosensitized pyrimidine dimerisation in DNA. *Chem. Sci.* **2011**, *2*, 1219–1232.
- Delatour, T.; Douki, T.; D'Ham, C.; Cadet, J. Photosensitization of thymine nucleobase by benzophenone through energy transfer, hydrogen abstraction and one-electron oxidation. *J. Photochem. Photobiol. B: Biol.* **1998**, *44*, 191–198.
- Douki, T.; Reynaud-Angelin, A.; Cadet, J.; Sage, E. Bipyrimidine photoproducts rather than oxidative lesions are the main type of DNA damage involved in the genotoxic effect of solar UVA radiation. *Biochemistry* **2003**, *42*, 9221–9226.
- Lhiaubet, V.; Pailous, N.; Chouini-Lalanne, N. Comparison of DNA damage photoinduced by ketoprofen, fenofibric acid and benzophenone via electron and energy transfer. *Photochem. Photobiol.* **2001**, *74*, 670–678.
- Lhiaubet-Vallet, V.; Encinas, S.; Miranda, M. A. Excited state enantiodifferentiating interactions between a chiral benzophenone derivative and nucleosides. *J. Am. Chem. Soc.* **2005**, *127*, 12774–12775.
- Bosca, F.; Lhiaubet-Vallet, V.; Cuquerella, M. C.; Castell, J. V.; Miranda, M. A. The triplet energy of thymine in DNA. *J. Am. Chem. Soc.* **2006**, *128*, 6318–6319.
- Lhiaubet-Vallet, V.; Cuquerella, M. C.; Castell, J. V.; Bosca, F.; Miranda, M. A. Triplet excited fluoroquinolones as mediators for thymine cyclobutane dimer formation in DNA. *J. Phys. Chem. B* **2007**, *111*, 7409–7414.
- Lu, C.-Y.; Wang, W.-F.; Lin, W.-Z.; Han, Z.-H.; Yao, S.-D.; Lin, N.-Y. Generation and photosensitization properties of the oxidized radical of riboflavin: a laser flash photolysis study. *J. Photochem. Photobiol. B: Biol.* **1999**, *52*, 111–116.
- Bourre, F.; Renault, G.; Seawell, P. C.; Sarasin, A. Distribution of ultraviolet-induced lesions in simian virus 40 DNA. *Biochimie* **1985**, *67*, 293–299.
- Holman, M. R.; Ito, T.; Rokita, S. E. Self-repair of thymine dimer in duplex DNA. *J. Am. Chem. Soc.* **2006**, *129*, 6–7.
- Pan, Z.; Hariharan, M.; Arkin, J. D.; Jaillov, A. S.; McCullagh, M.; Schatz, G. C.; Lewis, F. D. Electron donor–acceptor interactions with flanking purines influence the efficiency of thymine photodimerization. *J. Am. Chem. Soc.* **2011**, *133*, 20793–20798.
- Hariharan, M.; Lewis, F. D. Context-dependent photodimerization in isolated thymine–thymine steps in DNA. *J. Am. Chem. Soc.* **2008**, *130*, 11870–11871.
- Lin, G.; Li, L. Elucidation of spore-photoproduct formation by isotope labeling. *Angew. Chem., Int. Ed.* **2010**, *49*, 9926–9929.
- Douki, T.; Court, M.; Cadet, J. Electrospray–mass spectrometry characterization and measurement of far-UV-induced thymine photoproducts. *J. Photochem. Photobiol. B: Biol.* **2000**, *54*, 145–154.
- Cadet, J.; Vigny, P. The photochemistry of nucleic acids. In *Biorganic Photochemistry, Photochemistry and the Nucleic Acids*; Morrison, H., Ed.; John Wiley & Sons: New York, 1990; Vol. 1, pp 1–272.
- Encinas, S.; Belmadoui, N.; Climent, M. J.; Gil, S.; Miranda, M. A. Photosensitization of thymine nucleobase by benzophenone derivatives as models for photoinduced DNA damage: Paterno–Büchi vs energy and electron transfer processes. *Chem. Res. Toxicol.* **2004**, *17*, 857–862.
- Miranda, M. A.; Martínez, L. A.; Samadi, A.; Bosca, F.; Morera, I. M. Stereoselective intramolecular hydrogen abstraction by a chiral benzophenone derivative. *Chem. Commun.* **2002**, 280–281.
- Bosca, F.; Andreu, I.; Morera, I. M.; Samadi, A.; Miranda, M. A. Chiral discrimination in the intramolecular abstraction of allylic hydrogens by benzophenone triplets. *Chem. Commun.* **2003**, 1592–1593.
- Singhal, N.; Koner, A. L.; Mal, P.; Venugopalan, P.; Nau, W. M.; Moorthy, J. N. Diastereomer-differentiating photochemistry of  $\beta$ -arylbutyrophonones: Yang cyclization versus type II elimination. *J. Am. Chem. Soc.* **2005**, *127*, 14375–14382.
- Samanta, S.; Mishra, B. K.; Pace, T. C. S.; Sathyamurthy, N.; Bohne, C.; Moorthy, J. N.  $\beta$ -Phenyl quenching of triplet excited ketones: How critical is the geometry for deactivation? *J. Org. Chem.* **2006**, *71*, 4453–4459.
- Pischel, U.; Abad, S.; Domingo, L. R.; Boscá, F.; Miranda, M. A. Diastereomeric differentiation in the quenching of excited states by hydrogen donors. *Angew. Chem., Int. Ed.* **2003**, *42*, 2531–2534.
- Belmadoui, N.; Encinas, S.; Climent, M. J.; Gil, S.; Miranda, M. A. Intramolecular interactions in the triplet excited states of benzophenone–thymine dyads. *Chem.—Eur. J.* **2006**, *12*, 553–561.

- 31 Vienne, A. L.; McNamee, J. P.; Bellier, P. V.; McLean, J. R. N.; Scaiano, J. C. Prompt and delayed nonsteroidal anti-inflammatory drug—photoinduced DNA damage in peripheral blood mononuclear cells measured with the comet assay. *Photochem. Photobiol.* **2003**, *77*, 390–396.
- 32 Liu, S.; Mizu, H.; Yamauchi, H. Photoinflammatory responses to UV-irradiated ketoprofen mediated by the induction of ROS generation, enhancement of cyclooxygenase-2 expression, and regulation of multiple signaling pathways. *Free Radical Biol. Med.* **2010**, *48*, 772–780.
- 33 Adam, W.; Saha-Möller, C. R.; Schönberger, A.; Berger, M.; Cadet, J. Formation of 7,8-dihydro-8-oxoguanine in the 1,2-dioxetane induced oxidation of calf-thymus DNA: evidence for photosensitized DNA damage by thermally generated triplet ketones in the dark. *Photochem. Photobiol.* **1995**, *62*, 231–238.
- 34 Chouini-Lalanne, N.; Defais, M.; Paillous, N. Nonsteroidal antiinflammatory drug-photosensitized formation of pyrimidine dimer in DNA. *Biochem. Pharmacol.* **1998**, *55*, 441–446.
- 35 Marguery, M. C.; Chouini-Lalanne, N.; Ader, J. C.; Paillous, N. Comparison of the DNA damage photoinduced by fenofibrate and ketoprofen, two phototoxic drugs of parent structure. *Photochem. Photobiol.* **1998**, *68*, 679–684.
- 36 Nakatani, K.; Dohno, C.; Nakamura, T.; Saito, I. p-Cyano substituted benzophenone as an excellent photophore for one-electron oxidation of DNA. *Tetrahedron Lett.* **1998**, *39*, 2779–2782.
- 37 Rudiuk, S.; Franceschi-Messant, S.; Chouini-Lalanne, N.; Perez, E.; Rico-Lattes, I. Modulation of photo-oxidative DNA damage by cationic surfactant complexation. *Langmuir* **2008**, *24*, 8452–8457.
- 38 Rudiuk, S.; Franceschi-Messant, S.; Chouini-Lalanne, N.; Perez, E.; Rico-Lattes, I. DNA photo-oxidative damage hazard in transfection complexes. *Photochem. Photobiol.* **2011**, *87*, 103–108.
- 39 Cadet, J.; Douki, T. Modification of DNA bases by photosensitized one-electron oxidation. *Int. J. Radiat. Biol.* **1999**, *75*, 571–581.
- 40 Lhiaubet-Vallet, V.; Belmadoui, N.; Climent, M. J.; Miranda, M. A. The long-lived triplet excited state of an elongated ketoprofen derivative and its interactions with amino acids and nucleosides. *J. Phys. Chem. B* **2007**, *111*, 8277–8282.
- 41 Adam, W.; Arnold, M. A.; Nau, W. M.; Pischel, U.; Saha-Möller, C. R. A comparative photomechanistic study (spin trapping, EPR spectroscopy, transient kinetics, photoproducts) of nucleoside oxidation (dG and 8-oxodG) by triplet-excited acetophenones and by the radicals generated from  $\alpha$ -Oxy-substituted derivatives through Norrish-type I cleavage. *J. Am. Chem. Soc.* **2002**, *124*, 3893–3904.
- 42 Nakatani, K.; Dohno, C.; Saito, I. Chemistry of sequence-dependent remote guanine oxidation: photoreaction of duplex DNA containing cyanobenzophenone-substituted uridine. *J. Am. Chem. Soc.* **1999**, *121*, 10854–10855.
- 43 Pratiel, G.; Meunier, B. Guanine oxidation: One- and two-electron reactions. *Chem.—Eur. J.* **2006**, *12*, 6018–6030.
- 44 Morin, B.; Cadet, J. Benzophenone photosensitization of 2'-deoxyguanosine: characterization of the 2R and 2S diastereoisomers of 1-(2-deoxy- $\beta$ -D-erythro-W-pentofuranosyl)-2-methoxy-4,5-imidazolidinone. A model system for the investigation of photosensitized formation of DNA-protein crosslinks. *Photochem. Photobiol.* **1994**, *60*, 102–109.
- 45 Delatour, T.; Douki, T.; Gasparutto, D.; Brochier, M.-C.; Cadet, J. A novel vicinal lesion obtained from the oxidative photosensitization of TpdG: characterization and mechanistic aspects. *Chem. Res. Toxicol.* **1998**, *11*, 1005–1013.
- 46 Cadet, J.; Douki, T.; Ravanat, J.-L. Oxidatively generated damage to the guanine moiety of DNA: Mechanistic aspects and formation in cells. *Acc. Chem. Res.* **2008**, *41*, 1075–1083.
- 47 Buchko, G. W.; Cadet, J.; Ravanat, J.-L.; Labataille, P. Isolation and characterization of a new product produced by ionizing irradiation and type I photosensitization of 2'-deoxyguanosine in oxygen-saturated aqueous solution: (2S)-2,5'-anhydro-1-(2'-deoxy- $\beta$ -D-erythro-pentofuranosyl)-5-guanidinylidene-2-hydroxy-4-oximidazolidine. *Int. J. Radiat. Biol.* **1993**, *63*, 669–676.
- 48 Buchko, G. W.; Cadet, J. Identification of 2-deoxy-D-ribo-1,4-lactone at the site of benzophenone photosensitized release of guanine in 2'-deoxyguanosine and thymidyl(3'-5')-2'-deoxyguanosine. *Can. J. Chem.* **1992**, *70*, 1827–1832.
- 49 Chatgililoglu, C.; Ferreri, C.; Bazzanini, R.; Guerra, M.; Choi, S.-Y.; Emanuel, C. J.; Homer, J. H.; Newcomb, M. Model of DNA C1' radicals. Structural, spectral, and chemical properties of the thymylmethyl radical and the 2'-deoxyuridin-1'-yl radical. *J. Am. Chem. Soc.* **2000**, *122*, 9525–9533.
- 50 Paris, C.; Encinas, S.; Belmadoui, N.; Climent, M. A. J.; Miranda, M. A. Photogeneration of 2-deoxyribonolactone in benzophenone—purine dyads. Formation of ketyl—C1' biradicals. *Org. Lett.* **2008**, *10*, 4409–4412.
- 51 Abad, S.; Bosca, F.; Domingo, L. R.; Gil, S.; Pischel, U.; Miranda, M. A. Triplet reactivity and regio-/stereoselectivity in the macrocyclization of diastereomeric ketoprofen—quencher conjugates via remote hydrogen abstractions. *J. Am. Chem. Soc.* **2007**, *129*, 7407–7420.
- 52 Xu, X.; Muller, J. G.; Ye, Y.; Burrows, C. J. DNA—protein cross-links between guanine and lysine depend on the mechanism of oxidation for formation of C5 vs C8 guanine adducts. *J. Am. Chem. Soc.* **2008**, *130*, 703–709.
- 53 Morin, B.; Cadet, J. Type I benzophenone-mediated nucleophilic reaction of 5'-amino-2',5'-dideoxyguanosine. A model system for the investigation of photosensitized formation of DNA-protein cross-links. *Chem. Res. Toxicol.* **1995**, *8*, 792–799.
- 54 Morin, B.; Cadet, J. Chemical aspects of the benzophenone-photosensitized formation of two lysine-2'-deoxyguanosine cross-links. *J. Am. Chem. Soc.* **1995**, *117*, 12408–12415.



Re: Letter of support

Aloha Hawaii State Legislature,

Hanauma Bay Snorkel Adventures and Koko Beach Rentals support Bill 366 and House Bill 102, amending Act 104 to stop using avobenzone, and especially octocrylene in sunscreen.

We believe that , Hawaii State Legislature and Hawaii's leadership can take an important step to marine conservation and coral reef preservation by banning this toxic chemicals from sunscreen products. The studies in the effects of these toxic chemicals to marine life including corals has been shown to be alarming, threatens the conservation and restoration of coral reefs.

We all need to do our part to preserve and protect our Hawaii's ocean and the marine life, and we strongly support the need for HB102 and SB366

Mahalo for the opportunity to testify on behalf of Hawaii's coral reefs!

Sincerely

Florin Moisan Nica  
President  
Hanauma Bay Snorkel Adventures  
Co-Founder  
Koko Beach Rentals

**SB-132-SD-1**

Submitted on: 2/21/2021 10:09:59 PM

Testimony for CPN on 2/23/2021 9:30:00 AM

| <b>Submitted By</b>             | <b>Organization</b>                            | <b>Testifier Position</b> | <b>Present at Hearing</b> |
|---------------------------------|--|---------------------------|---------------------------|
| Hawaii Reef and Ocean Coalition | Testifying for Hawaii Reef and Ocean Coalition | Support                   | No                        |

Comments:

To: The Honorable Rosalyn Baker, Chair, the Honorable Stanley Chang, Vice Chair, and members of the Senate Committee on Commerce and Consumer Protection

From: Hawaii Reef and Ocean Coalition (by Ted Bohlen)

RE: SB132 SD1 RELATING TO WATER POLLUTION

Decision Making Hearing Tuesday, February 23, 2021 9:30 am, Room 229 and videoconference

Aloha Chair Baker, Vice Chair Chang, and members of the Committee on Commerce and Consumer Protection:

**The Hawaii Reef and Ocean Coalition STRONGLY SUPPORTS SB132 SD1!**

The HAWAI'I REEF AND OCEAN COALITION – HIROC – was formed in 2017 by coral reef scientists, educators, local Hawaii environmental organizations, elected officials, and others to address the crisis facing Hawaii's coral reefs and other marine life. Coral reefs are already being severely harmed by ocean waters that are warming and becoming more acidic as a result of greenhouse gas emissions worldwide. Coral reefs are also being harmed in Hawaii by sediment and nutrient runoff from the land, by overfishing, especially of herbivores, **and sunscreen petrochemicals.**

HIROC is joining the diverse Hawaii Coral Reef Stakeholders who strongly support SB132 SD1 expanding Act 104, Sessions Laws of Hawaii 2018, to include the ban on sale or distribution of sunscreens containing octocrylene and avobenzone to protect the State's marine ecosystems.

We thank the Legislature for passing Act 104 in 2018 which provides for the ban on sale of sunscreens containing oxybenzone and octinoxate, two of the most problematic chemicals that interfere with the life-cycles of marine life, effective as of 1 January 2021. SB132 SD1 builds directly on Act 104 by adding two more harmful petrochemicals to the list: octocrylene and avobenzone. Evolving science clearly

demonstrates that these pervasive reef toxins irreversibly interfere with the life-cycles of Hawaii marine life including corals, algae, fish, shellfish, sea urchins and marine mammals.

Long-term exposure to avobenzene and octocrylene has been found to be lethal for some organisms living in freshwater environments, and these two petrochemicals are considered dangerous for freshwater ecosystems. Avobenzene is the leading active ingredient in petrochemical sunscreens and can cause hormone disruptions. Octocrylene is also quickly metabolized into benzophenone, a known carcinogen and endocrine disrupter that affects thyroid function, is regulated by the FDA and included in California's Prop 65 list of chemicals known to cause cancer or reproductive toxicity. And in February 2019, the U.S. Food and Drug Administration declared that it does not have sufficient scientific evidence that any of the organic UV filters in sunscreens including oxybenzone, octinoxate, octocrylene, and avobenzene are safe and effective for human use - never mind our marine ecosystems! Octocrylene can act as a metabolic toxicant in corals, potentially decreasing the resiliency of coral to climate change.

Approximately one-fourth of the plants, fish, and invertebrates found in Hawaiian coral reefs are endemic to Hawaii. Coral reefs are intrinsic to Hawaiian culture, and fundamental to the fabric of our local communities. They provide critical habitat for near shore marine life, and natural protection against coastal erosion and sea level rise - ecosystem services worth billions of dollars. Further, our coral reefs underpin tourism, Hawaii's primary economic engine. It is therefore critical to eliminate as many existential threats to our marine ecosystems as possible, like these additional reef-toxic chemicals, to ensure our reefs can both survive and thrive for future generations.

It has been argued that banning sunscreens containing certain chemicals like avobenzene and octocrylene from the market would lead to additional skin cancers, because people therefore won't use any sunscreen. Sunscreen preparations were designed to protect against sunburn and because of this they are assumed to protect against skin cancer, but unfortunately this relationship is inferential only. There are no definitive studies that demonstrate that sunscreens protect against skin cancers as evidenced by research published by the World Health Organization, US Environmental Protection Agency, and dermatologists alike.

It is claimed that people won't use sunscreens if sales of these two petrochemicals are banned. This false claim ignores the fact that there are ample safer alternatives available on the market containing active ingredient minerals zinc oxide or titanium dioxide. It also ignores what the World Health Organization has called "suntan abuse." Petrochemical sunscreens are often not applied sufficiently or frequently enough, and wash off in water, and so may actually give people a false sense of security that causes them to spend longer time in the sun and have MORE skin cancers.

The best course is to avoid the mid-day sun, but if you will be in the sun, wear a protective hat and clothing and sunscreens with zinc oxide or titanium dioxide. This is a much better course than using a petrochemical sunscreen that washes off in water, kills corals and other marine life, gets into your bloodstream, and may disrupt your hormones, potentially causing more cancers.

The need for SB132 SD1 is obvious and critical, and we strongly urge you to pass this bill!

Mahalo for the opportunity to testify on behalf of Hawaii's coral reefs!

HAWAI'I REEF AND OCEAN COALITION – HIROC (by Ted Bohlen)

# MAUI OCEAN CENTER

*Our Mission: To foster understanding,  
wonder and respect for Hawaii's marine life.*

**LATE**

To: The Honorable Rosalyn Baker, Chair, the Honorable Stanley Chang, Vice Chair, and members of the Senate Committee on Commerce and Consumer Protection

From: Maui Ocean Center, Tapani Vuori, General Manager

RE: SB132 SD1 RELATING TO WATER POLLUTION

Decision Making Hearing [Tuesday, February 23, 2021 9:30 am](#), Room 229 and videoconference

Aloha Chair Baker, Vice Chair Chang, and members of the Committee on Commerce and Consumer Protection:

**Maui Ocean Center STRONGLY SUPPORTS SB132 SD1!**



---

Tapani Vuori  
General Manager  
Maui Ocean Center  
c.808.561.2022  
tvuori@mauiocenter.com





To: The Committee on Commerce and Consumer Protection (CPN)  
Senator Rosalyn Baker, Chair; Senator Stanley Chang, Vice Chair  
Re: SB132 SD1 RELATING TO WATER POLLUTION

**Position: STRONG SUPPORT**

Hearing Date: Tuesday, February 23, 2021 9:30 AM Conference Room 229 & Videoconference

**LATE**

Aloha State Legislature,

Our Coalition of brands, consumers, marine scientists and activists strongly support SB132 SD1 to add octocrylene and avobenzone in sunscreens to Act 104, Session Laws of 2018. Both octocrylene and avobenzone pose known risks to human health and Hawaii's fragile marine environment

Science has provided ample evidence that long-term exposure to avobenzone and octocrylene commonly found in sunscreens (including those labelled "reef safe") have been found to have detrimental impacts on people and marine life. The intention was always to include these dangerous UV filters to the original sunscreen bill, as we waited for more of the released studies to be published. Now there is ample solid science to back up the urgency to update our sunscreen laws.

**Octocrylene** degrades into benzophenone, a known carcinogen and endocrine disruptor. It accumulates in fatty tissues of aquatic life (and humans), can alter mitochondrial function and is linked to developmental and reproductive toxicity. It can contribute as a "deciding factor" of whether coral survives or dies a bleaching event. It's one of the more inefficient UV filters and one of the most toxic to corals.

**Avobenzone** is an obesogen, can cause dysfunction in the cell's mitochondria and lead to cell death. It degrades when exposed to the sun causing the release of free radicals, which can increase the risk of cancers. It must be used with other chemicals because it breaks down so quickly and is not waterproof. It shows endocrine disruption and decrease sperm viability. Octocrylene and avobenzone typically go together in formulations, making them even more dangerous. Octisalate and homosalate are absorbed into the blood, cross into the womb & can cause birth defects and miscarriages.

The hypothesis that if you prevent a sunburn with chemical sunscreens you prevent skin cancer has never been proven. By preventing a burn you certainly miss the body's natural warning you're being exposed to too much sun. There's no need to trade the health of marine life in order to protect from sun exposure. People can utilize UV protective hats / sunglasses / clothing, shade, avoid direct sun mid-day... then choose a safe sunscreen. There are a multitude of non-nano mineral sunscreens on the market, easily available across Hawai'i, offering more efficient broad spectrum protection. It's nonsensical to continue making the excuse that there are no safe, effective options to chemical UV filters.

**@safesunscreencoalition**

**@bantoxicsunscreens**





**Lobbyists say: We need to look at other factors that degrade marine ecosystems. We do not disagree!** That doesn't discount the fact that sunscreen chemicals are a major factor and one we can more quickly and easily address than cesspools, runoff or climate change.

**Lobbyists say: We should pay attention to ONE study paid for by their industry and ignore the hundreds of published, peer-reviewed studies by independent scientists.** How does that make sense?

**Lobbyists say: Consumers will have less access to sunscreens if these ingredients are banned.** It's the same reasoning given to not ban sunscreens containing oxybenzone and octinoxate. Yet stores shelves were filled with sunscreens free of those two ingredients even before that bill was signed! Simply put, there are many more safe, effective formulations to take their place.

**Lobbyists say: People can't afford sunscreens without these ingredients.** As you can see from the cost in a typically more pricy Kaua'i grocery store (see attached) the chemical brands and mineral brands that share the shelves are competitively priced. You can also find mineral brands at locations like Costco that are competitively priced. In actuality, when you get into some of the pricier formulations, you will find chemical SPF products that retail for upwards of \$150 for under two ounces!

Covid has given Hawai'i a time-out from extreme tourism. We need to step back, reevaluate human impact, and consider the negative effects these chemicals have been having on our environment, food supply (these UV filters are being found in Hawaii-caught fish we eat), in coastal waters we swim, in the air we breathe (via aerosols sprayed constantly at beaches, parks, hotels... which are impossible to avoid inhaling), in the sand honu lay their eggs.... Are we truly working to be an eco-destination or is that simply green-washing used year after year at Hawaii's tourism conventions.

Coral reefs are fundamental to our sustainability. They provide critical habitat for near shore marine life and natural protection against coastal erosion. Their health also provides for our tourism economy. It's vital we eliminate as many existential threats to our marine ecosystems as possible, including reef-toxic chemicals, to ensure they can survive and thrive for future generations.

If Hawaii wants to continue the process we started, of removing sunscreen chemicals that have a detrimental impact upon the health of our people and marine ecosystems – and remain a leader in this fight – we need to add these dangerous chemical UV filters as soon as possible.

We urge your support for SB132. Mahalo.

**@safesunscreencoalition**

**@bantoxicsunscreens**

# Chemical Sunscreen vs. Mineral Sunscreen Cost

## Random Sampling Foodland-owned Grocery Store on Kaua'i 2/2021



Little Hands Mineral  
3.4oz \$13.99-16.99



Little Hands Mineral  
Stick 1oz \$13.99



Think Sport Mineral  
.64oz \$11.49



Think Sport Mineral  
Tubes 2-3oz \$15.39



SunBumMineral 3oz \$16.99  
• Stick .45oz \$13.99



Sun Bum Chemical  
15-30spf 3oz \$11.99



Sun Bum Mineral 6oz  
\$19.99



Sun Bum Chemical 6 oz  
\$18.99



All Good Mineral 3oz  
\$14.99 • .6 oz Stick \$7.49



Alba Chem 4oz \$12.99  
Alba Mineral 4oz \$13.99



Alba Chem 4oz \$12.99  
Alba Mineral 4oz \$13.99



Alba Mineral 6oz \$18.29  
Alba Chem 6oz \$17.49

DATA PROVIDED BY SAFE SUNSCREEN COALITION, LLC



1050 Bishop St. PMB 235 | Honolulu, HI 96813  
P: 808-533-1292 | e: info@hawaiiifood.com

#### Executive Officers

**Joe Carter**, Coca-Cola Bottling of Hawaii, *Chair*  
**Charlie Gustafson**, Tamura Super Market, *Vice Chair*  
**Eddie Asato**, The Pint Size Corp., *Secretary/Treas.*  
**Lauren Zirbel**, HFIA, *Executive Director*  
**John Schlif**, Rainbow Sales and Marketing, *Advisor*  
**Stan Brown**, Acosta Sales & Marketing, *Advisor*  
**Paul Kosasa**, ABC Stores, *Advisor*  
**Derek Kurisu**, KTA Superstores, *Advisor*  
**Beau Oshiro**, C&S Wholesale Grocers, *Advisor*  
**Toby Taniguchi**, KTA Superstores, *Advisor*

---

TO:  
Committee on Commerce and Consumer Protection  
Senator Rosalyn H. Baker, Chair  
Senator Stanley Chan, Vice Chair

FROM: HAWAII FOOD INDUSTRY ASSOCIATION  
Lauren Zirbel, Executive Director

DATE: February 23, 2021  
TIME: 9:30am  
PLACE: Via Videoconference

RE: SB132 SD1 Relating to Water Pollution

Position: Oppose

The Hawaii Food Industry Association is comprised of two hundred member companies representing retailers, suppliers, producers, and distributors of food and beverage related products in the State of Hawaii.

HFIA proposes that since this bill would ban many products that are used to prevent skin cancer, that a higher standard of review should be conducted to ensure that taking this action would indeed improve outcomes for reefs. The primary causes of damage to reefs are increased water temperatures, run-off, sewage, and overfishing.

It's important to understand that it's nearly impossible to enforce a State specific ban of products that can be bought online, including skin protecting moisturizers and sunscreens. Functionally this law will just make it harder for Hawaii consumers to buy products they use to prevent skin cancer, and force them to buy from online sellers rather than local stores.

In Hawaii where skin cancer is a major health concern<sup>1</sup> we believe it's important for people to have access to products that have been proven to offer effective sun protection for daily use. Many products that have sun protection factor, such as lotions, tinted moisturizers, and anti-aging products are intended for daily use in small amounts. These products are not used in

---

<sup>1</sup> <http://www.staradvertiser.com/2018/02/28/editorial/island-voices/heathy-people-healthy-places-include-sunscreen/>

large quantities anywhere near the ocean. However, all of these products would be unnecessarily banned under this bill, as would other federally approved and regulated healthcare products.

Given that this ban would not do anything to alleviate the known primary causes of coral bleaching, and that it would try to deprive people of products they use to prevent possibly life-threatening skin cancers, we do not think the potential benefit is worth the risk and we ask that this measure be held.

Thank you for the opportunity to testify.



CONSUMER  
HEALTHCARE  
PRODUCTS  
ASSOCIATION

Taking healthcare personally.

February 22, 2021

To: Committee on Commerce and Consumer Protection  
Chair Rosalyn H. Baker  
Vice Chair Stanley Chang

Re: **SB 132 SD1 Related to Sunscreens - OPPOSE**

On behalf of the Consumer Healthcare Products Association (CHPA), the national trade association representing the leading manufacturers of over-the-counter (OTC) medications, dietary supplements, and consumer medical devices, I'm writing to express strong opposition to SB 132 SD1 – legislation seeking to ban the sale, offer of sale, or distribution in the State of any sunscreen that contains avabenzone or octocrylene without a prescription.

Avabenzone and octocrylene are Food and Drug Administration (FDA) approved ingredients found in many common sunscreens sold on the market today. They are commonly used in broad spectrum sunscreens to block the full range of ultraviolet rays that are linked to skin cancer – one of the most common, yet preventable forms of cancer in the world according to the World Health Organization.<sup>1</sup> Eliminating sunscreen options for consumers needlessly increases the risk of skin cancer for residents and visitors to the State of Hawai'i and will provide no benefit to the health of the native coral reef population. In fact, the American Cancer Society estimates that melanoma will be one of the leading causes of new cancer cases in Hawai'i in 2021.<sup>2</sup>

The State of Hawai'i remains the only American state to have banned the sale of sunscreens containing oxybenzone and octinoxate. Expanding this ban to also include octocrylene and avabenzone is based on an inaccurate assumption that sunscreen ingredients are unquestionably harmful to coral reefs and other marine life. This notion is contrary to the scientific consensus that global warming, land pollution, and other human activities are the primary cause of coral bleaching around the world.<sup>3</sup> Rising sea temperatures as a result of global warming are the primary cause of coral decline.

---

<sup>1</sup> <https://www.who.int/news-room/q-a-detail/radiation-protecting-against-skin-cancer>

<sup>2</sup> American Cancer Society, Cancer Facts & Figures 2021; available at <https://www.cancer.org/content/dam/cancer-org/research/cancer-facts-and-statistics/annual-cancer-facts-and-figures/2021/cancer-facts-and-figures-2021.pdf>

<sup>3</sup> e.g., see Hughes *et al.*, 2017 Global warming and recurrent mass bleaching of corals. *Nature*, 543(7645):373-377; Rodgers *et al.*, 2017 Patterns of bleaching and mortality following widespread warming events in 2014 and 2015 at the Hanauma Bay Nature Preserve, Hawai'i. *PeerJ*, [DOI 10.7717/peerj.3355](https://doi.org/10.7717/peerj.3355)



CONSUMER  
HEALTHCARE  
PRODUCTS  
ASSOCIATION

Taking healthcare personally.

Given the lack of convincing scientific evidence that sunscreens are responsible for coral degradation, we strongly oppose the elimination of sunscreen ingredients like octocrylene and avobenzone. Consumer access to sunscreen products containing a broad variety of ingredients, especially in a state with the highest rate of melanoma cases attributed to UV exposure, is a matter of public health and sunscreen use has been proven to reduce the risk of skin cancer.<sup>4</sup> For these reasons, we oppose passage of SB 132 SD1.

Thank you for taking the time to consider our concerns and feel free to contact me or our local representative, Lauren Zirbel, directly with any follow up questions you may have.

Sincerely,

A handwritten signature in blue ink that reads 'Carlos I. Gutiérrez'.

Carlos I. Gutiérrez  
Vice President, State & Local Government Affairs  
Consumer Healthcare Products Association  
Washington, D.C.  
202.429.3521  
[cgutierrez@chpa.org](mailto:cgutierrez@chpa.org)

---

<sup>4</sup> Watts *et al.*, 2018 Sunscreen Use and Melanoma Risk Among Young Australian Adults. *JAMA Dermatol*, 154(9):1001-1009.

February 22, 2021

Senator Rosalyn H. Baker, Chair  
Senator Stanley Chang, Vice Chair  
Hawai'i Senate Committee on Commerce and Consumer Protection

**RE: Oppose Senate Bill 132, SD1**

Chair Baker and Vice Chair Chang:

On behalf of the members of the Personal Care Products Council (PCPC),<sup>1</sup> I am writing to express our opposition to Senate Bill 132, SD1, banning the sale, offer for sale or distribution of any sunscreen that contains avobenzone or octocrylene. This bill may lead to a serious public health issue by banning essential, safe and effective sunscreen products that millions of Hawaiians currently trust and rely on, particularly since the U.S. has a limited number of approved ingredients to make these products.

**The U.S. has Limited Number of Sunscreen Ingredients to Fight Skin Cancer**

Sunscreens are a key factor in preventing and reducing the risk of skin cancer and damage from ultraviolet (UV) rays. Nonprofit health organizations, including the American Cancer Society, American Academy of Dermatology, the Mayo Clinic and the Skin Cancer Foundation, recommend using sunscreen as part of a safe sun regimen to prevent skin cancer. The Centers for Disease Control and Prevention's Sun Safety recommendations note the importance of daily sunscreen use, including on cloudy and overcast days, to help prevent most skin cancers.

Avobenzone and octocrylene, approved for use by the U.S. Food and Drug Administration (FDA), are two critical ingredients in sunscreen products, a crucial and well-recognized step in the fight against skin cancer and premature skin aging. The U.S. has a limited number of approved organic sunscreen ingredients to make products that protect consumers from the harmful effects of solar radiation. Two of these ingredients – avobenzone and oxybenzone – protect against UVA rays, which penetrate more deeply into the skin and have been scientifically proven to contribute to skin cancer. Only sunscreen products with ingredients protecting against both UVB and UVA rays may be labeled as “broad-spectrum protection,” preventing premature aging and skin cancer. With Hawai'i's previous ban on some sunscreen active ingredients, a ban on avobenzone and octocrylene would further limit access to products that can help prevent skin cancer.

---

<sup>1</sup> Based in Washington, D.C., the Personal Care Products Council (PCPC) is the leading national trade association representing global cosmetics and personal care products companies. Founded in 1894, PCPC's 600 member companies manufacture, distribute and supply the vast majority of finished personal care products marketed in the U.S. As the makers of a diverse range of products millions of consumers rely on and trust every day – from sunscreens, toothpaste, and shampoo to moisturizer, makeup and fragrance – personal care products companies are global leaders committed to product safety, quality and innovation.

### **Hawai'i Residents at Higher Risk for Skin Cancer**

Skin cancer is one of the most common yet preventable cancers. According to the World Health Organization (WHO), four out of five cases can be prevented by following safe sun practices, including using sunscreen regularly. Hawai'i residents are at high risk for developing skin cancer. The American Cancer Society estimates that melanoma, the most serious form of skin cancer, will be one of the leading causes of new cancer cases in Hawai'i in 2021. Native Hawaiians and other Pacific Islanders suffer from double the melanoma mortality rate than the State average, according to Hawai'i Health Matters, an innovative web-based community information tool developed by the Hawai'i Health Data Warehouse and the Hawai'i Department of Health. Hawai'i has one of the highest daily UV index averages in the nation, making protecting residents from sun exposure a major health priority.

### **Science on Coral Reefs and Sunscreens to be Evaluated by NAS**

Senate Bill 132, SD 1 lacks the necessary scientific evidence to demonstrate that sunscreen ingredients are responsible for Hawai'i's coral bleaching. There are well-recognized causes of coral reef decline in Hawai'i and the rest of the world, including climate change, land-based pollution and other human activities, such as physical damage to corals from recreational activities, not sunscreens.

Policy decisions that will adversely impact public health should not be made ahead of a scientific consensus on this issue. To reduce bias and to synthesize the best available science, the United States Congress has directed the National Academy of Sciences (NAS) to evaluate the correlation between coral reefs and sunscreens and the potential public health impact of limiting access to sunscreens. This study, sponsored by the U.S. Environmental Protection Agency, will examine research concerning both the environmental and human health impacts of access to sunscreens. Making environmental management decisions on sunscreens based on the current insufficient scientific data may lead to unintended health consequences, such as fewer available sunscreens and an increase in the prevalence of skin cancer.

We fear this bill may create confusion and potentially discourage the use of sunscreens – an important part of a daily safe-sun regimen – putting consumers' health at risk. We respectfully ask that you oppose Senate Bill 132, SD1. Thank you for your consideration and for the opportunity to comment.

Sincerely,



Karin Ross  
Vice President, Government Affairs  
Personal Care Products Council





**Testimony to the Senate Committee on Commerce and Consumer Protection  
Tuesday, February 23, 2021 at 9:30 A.M.  
Written Only**

**RE: SB 132, SD 1, RELATING TO WATER POLLUTION**

Chair Baker, Vice-Chair Chang, and Members of the Committee:

The Chamber of Commerce Hawaii ("The Chamber") **opposes** SB 132, SD 1 which bans the sale, offer of sale, or distribution in the State of any sunscreen that contains avobenzone or octocrylene, or both, without a prescription issued by a licensed healthcare provider.

The Chamber is Hawaii's leading statewide business advocacy organization, representing about 2,000+ businesses. Approximately 80% of our members are small businesses with less than 20 employees. As the "Voice of Business" in Hawaii, the organization works on behalf of members and the entire business community to improve the state's economic climate and to foster positive action on issues of common concern.

We recognize and appreciate the intent of this measure but respectfully oppose based on increased risk of skin cancer from sun exposure and consumers being compelled to purchase via online of sunscreen products. This measure will hurt local retailers by encouraging consumers to buy their favorite sunscreens online, where it is unlikely this law will be enforceable. The promotion of this bill will adversely impact human health, serving only to deaminize wearing sunscreen, and increase peoples' risk of skin cancer.

The ban of certain ingredients could eliminate the sale of up to 64% of FDA approved sunscreen products already out in the market which will unnecessarily place the risk of public health by way of increased health related costs to treat skin cancer, UV damage, and melanoma.

This is a ban on certain sunscreen purchased locally by consumers and sold by retailers, but does little to ban sunscreen purchased online nor does it prohibit a tourist from bringing sunscreen products containing avobenzone or octocrylene into the state.

Thank you for this opportunity to provide testimony.



**LATE**

TO:  
Senate Committee on Commerce and Consumer Protection  
Senator Rosalyn H. Baker, Chair  
Senator Stanley Chang, Vice Chair

FROM:  
Lynn Miyahira representing Public Access to SunScreens (PASS) Coalition

DATE: Tuesday, February 23, 2021  
TIME: 9:30 AM  
PLACE: Via Videoconference

Re: SB 132 SD 1 - Relating to Water Pollution

Position: Opposed

The [Public Access to SunScreens](#) (PASS) Coalition is a multi-stakeholder coalition composed of public health groups, dermatologists, sunscreen manufacturers, and leading advocates for skin cancer patients. The PASS Coalition opposes this measure as it will create additional barriers for consumers to access their choice of safe, effective and FDA-approved sunscreens as a skin cancer prevention tool.

**We ask that the legislature hold off on passing SB 132 SD1 or any other legislation on sunscreen ingredients, until more data on environmental and public health impacts are available.**

The use of sunscreen is an important evidence-based sun-safe practice. It is well known that utilizing comprehensive sun-safe practices is one of the most effective ways to reduce the risk of skin cancer, including the regular use of sunscreen, wearing sun protective clothing, hats and sunglasses, and seeking shade. Skin cancer prevention tools, such as broad-spectrum sunscreens that protect against both UVA and UVB rays, must be combined with comprehensive educational tools to ensure consumer awareness of the risks of skin cancer due to excessive sun exposure.

### **Hawaii Residents Are at Higher Risk for Skin Cancer**

Some notable skin cancer and sun safety behavioral statistics include:

- Native Hawaiians and other Pacific Islanders suffer from double the melanoma mortality rate than the State average<sup>i</sup>

- In 2018, more than one in three Hawaii residents surveyed reported having a sunburn in the last 12 months, nearly double from the previous year<sup>ii</sup> – and having just five or more sunburns in your lifetime is known to double your risk for melanoma<sup>iii</sup>
- Researchers have found that just *one* blistering sunburn in childhood or adolescence more than doubles a person’s chance of developing melanoma later in life<sup>iv</sup>
- Hawaii has one of the highest daily UV index averages in the nation<sup>v</sup> making protecting residents from sun exposure a crucial public health issue

### **Science Touted by Sunscreen Ban Advocates Is Flawed**

Despite the known risk of skin cancer, Hawaii and a handful of other jurisdictions have placed restrictions on the sale of sunscreens based on limited laboratory testing that led policymakers to believe banning sunscreen would improve coral reef health. The early studies, however, did not fully consider the complexity of a coral reef system and had scientific limitations. Importantly, findings from a 2019 study by Dr. Carys Mitchelmore of the University of Maryland contradicts an earlier study by Dr. Craig Downs that has been widely promoted by advocates of the sunscreen ban. Dr. Mitchelmore’s study uses rigorous methodology and shows actual levels of oxybenzone sampled from sea water in Hawaii to be 141 times lower than previously stated by Dr. Downs, and 1,020 times below levels considered toxic to coral.<sup>vi</sup>

The limited studies that purported to show a link between sunscreen exposure and coral toxicity are methodologically flawed and should not be used for evidence-based policy making based on EPA data reliability standards. Subsequent follow-up studies with more rigorous analyses have not replicated the work by Dr. Downs, and do not support the conclusions.

### **Congress Has Directed the National Academy of Sciences to Conduct a Comprehensive Study**

For that reason, banning sunscreen will have little impact on protecting coral reef. The overwhelming consensus amongst the scientific community is that coral decline is primarily caused by rising ocean temperature, ocean acidification, invasive species, land-based source pollution, water quality issues due to poor wastewater management and other causes. As a result, the United States Congress directed the National Academy of Sciences (NAS) to evaluate the latest science available on the correlation between coral reefs and sunscreens and the potential public health impact of limiting access to sunscreen.

This NAS study, titled “[Environmental Impact of Currently Marketed Sunscreens and Potential Human Impact of Changes in Sunscreen Usage](#),” will conduct an objective review of these issues by leading scientific experts. The project description is as follows:

“Concerns have been raised about the potential toxicity of sunscreens to a variety of marine and freshwater aquatic organisms, particularly corals. At the same time, there are concerns that people will use less sunscreen rather than substituting sunscreens with UV filters that are considered environmentally safe. This study will review the state of science on use of currently marketed sunscreen ingredients, their fate and effects in aquatic environments, and the potential public health implications associated with changes in sunscreen usage.”<sup>vii</sup>

This study, sponsored by the U.S. Environmental Protection Agency, will examine research concerning both the environmental and human health impacts of access to sunscreen. This independent study will evaluate the scientific merit of current science and identify gaps in our current understanding of coral reef environmental health and human health risks of skin cancer. All NAS studies involve multiple strategies to reduce bias and to synthesize the best available science.

### **NAS Study Should be Completed Before Legislators Make Further Decisions on Consumer Sunscreen Choice**

The conclusion of this NAS study – expected in 2022 – will inform future decisions of policymakers to ensure access to sunscreens while also protecting the coral reefs. Until this study is completed, legislation like SB 132 SD1 should be suspended as there are currently insufficient data to inform a risk/benefit analysis between protecting the marine environment and protecting the public’s health. It is important that the legislature wait for unbiased scientific analysis and consensus.

### **FDA Advises Continued Use of Sunscreens**

In addition to the lack of peer-reviewed evidence on the environmental impact of sunscreens, the impact on human health is also still being researched. On January 21, 2021, the Food and Drug Administration (FDA), which regulates sunscreens as over-the-counter (OTC) drugs for the prevention of sunburn and skin cancer, [announced results from a second sunscreen absorption study](#)<sup>viii</sup> and also posted an article titled, “[Shedding More Light on Sunscreen Absorption](#)<sup>ix</sup>” that explained that while the FDA was seeking more information on the absorption levels of sunscreen ingredients, including avobenzone, oxybenzone, octocrylene, homosalate, octisalate, and octinoxate, it still advises their continued use. The FDA clearly stated, “Absorption does NOT equal risk – the FDA advises continued use of sunscreens” and noted that:

“The findings in these studies do not mean that the FDA has concluded that any of the ingredients tested are unsafe for use in sunscreens, nor does the FDA seeking further information indicate such. The agency’s proposed rule requested additional safety studies to fill in the current data gaps for these ingredients. The rule also proposed that two active ingredients (zinc oxide and titanium dioxide) are generally recognized as safe and effective for use in sunscreens, and additional data was not requested for them.

Given the recognized public health benefits of sunscreen use, the FDA strongly advises all Americans to continue to use sunscreens in conjunction with other sun protective measures (such as protective clothing) as this important rulemaking effort moves forward.”<sup>x</sup>

It is important to note that in May 2020, the [FDA officially withdrew](#)<sup>xi</sup> the proposed sunscreen rule and has made it clear that they are *not* asking the public to stop using sunscreens that contain the chemicals that are proposed in this bill.

The Hawaii state law signed in July 2018 already eliminated the OTC sale of the ingredients oxybenzone and octinoxate. **SB 132 SD 1 would expand this ban to include the most utilized**

**alternative sunscreen ingredients and could potentially remove approximately 64% of the sunscreens currently available in the United States from being sold in Hawaii.**

On average, currently marketed mineral sunscreens can cost up to 30% more than other sunscreens and this proposed legislation could significantly reduce consumer choice of and access to sunscreen in Hawaii. It is important to remember that sunscreen is not only used in the ocean, but whenever people are outdoors doing activities such as hiking, golfing, walking, running, cycling or working outside. This puts Hawaii residents at greater risk for skin cancer with only limited peer-reviewed scientific evidence on sunscreen ingredients and its impact on environmental and human health.

**Again, we ask that the legislature hold off on passing SB 132 SD 1, or any other legislation on sunscreen ingredients, until more data on environmental and public health impacts are available.**

If you have any questions about the PASS Coalition or the content of this testimony, please feel free to contact me at [lmiyahira@iq360inc.com](mailto:lmiyahira@iq360inc.com).

Mahalo you for the opportunity to testify.

Sincerely,

Lynn Miyahira  
Public Access to SunScreens (PASS) Coalition

---

<sup>i</sup> <http://www.hawaiihealthmatters.org/indicators/index/view?indicatorId=2389&localeId=14&localeChartIdxs=1%7C2%7C4>

<sup>ii</sup> <http://www.hawaiihealthmatters.org/indicators/index/view?indicatorId=3029&localeId=14>

<sup>iii</sup> <https://www.skincancer.org/skin-cancer-information/skin-cancer-facts/>

<sup>iv</sup> <https://www.skincancer.org/skin-cancer-information/skin-cancer-facts/>

<sup>v</sup> <https://www.epa.gov/sunsafety/sun-safety-monthly-average-uv-index>

<sup>vi</sup> <https://www.sciencedirect.com/science/article/pii/S0048969719310125?via%3Dihub>

<sup>vii</sup> <https://www.nationalacademies.org/our-work/environmental-impact-of-currently-marketed-sunscreens-and-potential-human-impacts-of-changes-in-sunscreen-usage>

<sup>viii</sup> <https://www.fda.gov/news-events/fda-brief/fda-brief-fda-announces-results-second-sunscreen-absorption-study>

<sup>ix</sup> <https://www.fda.gov/news-events/fda-voices/shedding-more-light-sunscreen-absorption>

<sup>x</sup> <https://www.fda.gov/news-events/fda-voices/shedding-more-light-sunscreen-absorption>

<sup>xi</sup> <https://www.reginfo.gov/public/do/eAgendaViewRule?pubId=202004&RIN=0910-AF43>



**TESTIMONY OF TINA YAMAKI, PRESIDENT  
RETAIL MERCHANTS OF HAWAII  
February 23, 2021  
Re: SB 132 SD1 RELATING TO WATER POLLUTION**

Good morning Chair Baker and members of the Senate Committee on Commerce & Consumer Protection. I am Tina Yamaki, President of the Retail Merchants of Hawaii and I appreciate this opportunity to testify.

The Retail Merchants of Hawaii was founded in 1901, RMH is a statewide, not for profit trade organization committed to the growth and development of the retail industry in Hawaii. Our membership includes small mom & pop stores, large box stores, resellers, luxury retail, department stores, shopping malls, local, national, and international retailers, chains, and everyone in between.

We are opposed to SB 132 SD1 Relating to Water Pollution. This measure beginning January 1, 2023, bans the sale, offer of sale, or distribution in the State of any sunscreen that contains avobenzone or octocrylene, or both, without a prescription issued by a licensed healthcare provider to preserve marine ecosystems.

Hawaii is known for its many sunny days and **many residents and visitors who uses sunscreen include little leaguers, hikers, golfers, soccer and baseball players, and joggers to name a few.** With the pandemic we are seeking more people and families enjoying outdoor sports biking, playing outside, and going to the park.

Many of us wear sunscreen daily to protect ourselves from the effects of the sun like skin cancer - the most common form of cancer. Every year there are more cases of skin cancer in the United States than incidences of breast cancer, prostate cancer, lung cancer, and colon cancer combined. One out of five Americans will develop skin cancer in their lifetime, and one person dies of melanoma (the deadliest form of skin cancer) every hour. The vast majority of melanomas are caused by the sun, and **a person's risk of melanoma doubles if he or she has had more than five sunburns.**

**This measure is too premature to ban ingredients.** Sunscreen products should be affordable and accessible first line of defense for individuals seeking protection from the sun's cancer-causing UV rays. Banning the sale of these products will drastically reduce the selection of sunscreen products available in Hawaii as well as compel local residents to purchase products online or not use sunscreen at all and our visitors to bring their own in their suitcases. How many will actually take time off from work, pay a co-payment to see a doctor and then wait in the pharmacy to get a prescription for suntan lotion? Not to mention having to pay for the sunscreen because insurance may not cover it.

**We may also run the risk of people no longer wearing sunscreen and thus increasing their chances of skin cancer.** This ban would also penalize those who do not go to the beach but use sunscreen on a regular basis like hikers, golfers, tennis players and joggers to name a few. Most people will not take time off from their work to have to pay for a visit to the doctors and then must pay for an expensive prescription for sunscreen that may not be covered under their healthcare.

For these reasons, we respectfully urge you to hold this bill.

Mahalo again for this opportunity to testify.

**LATE**

**SB-132-SD-1**

Submitted on: 2/22/2021 2:32:46 PM

Testimony for CPN on 2/23/2021 9:30:00 AM

| <b>Submitted By</b> | <b>Organization</b>      | <b>Testifier Position</b> | <b>Present at Hearing</b> |
|---------------------|--------------------------|---------------------------|---------------------------|
| Maui OFR            | Testifying for Surfrider | Support                   | No                        |

Comments:

We need to keep up with all of the different chemical killing our reef. Once we lose the reefs we lose a huge habitat to even more species. Protect Hawaii's beauty!

**SB-132-SD-1**

Submitted on: 2/20/2021 3:44:49 AM

Testimony for CPN on 2/23/2021 9:30:00 AM

| <b>Submitted By</b> | <b>Organization</b> | <b>Testifier Position</b> | <b>Present at Hearing</b> |
|---------------------|---------------------|---------------------------|---------------------------|
| Paul Montague       | Individual          | Support                   | No                        |

Comments:

I **strongly support SB 132** which would add the petrochemicals octocrylene and avobenzone in sunscreens to Act 104. Research shows both octocrylene and avobenzone pose known risks to human health as well as Hawaii's fragile marine environment. These measures need to be enacted as soon as possible to be effective in protecting our fragile marine environment.



**SB-132-SD-1**

Submitted on: 2/20/2021 4:53:45 AM

Testimony for CPN on 2/23/2021 9:30:00 AM

| <b>Submitted By</b> | <b>Organization</b> | <b>Testifier Position</b> | <b>Present at Hearing</b> |
|---------------------|---------------------|---------------------------|---------------------------|
| Joe DiNardo         | Individual          | Support                   | No                        |

Comments:

Dear Senators, I strongly support your SB132 SD1 Bill to ban avobenzene or octocrylene, or both, prior to January 1, 2023. Mahalo, Joe DiNardo (Toxicologist/Hawaii Tourist)

**SB-132-SD-1**

Submitted on: 2/20/2021 10:07:11 AM

Testimony for CPN on 2/23/2021 9:30:00 AM

| <b>Submitted By</b> | <b>Organization</b> | <b>Testifier Position</b> | <b>Present at Hearing</b> |
|---------------------|---------------------|---------------------------|---------------------------|
| Tina Owens          | Individual          | Support                   | No                        |

Comments:

I strongly support SB132. A very determined push to eliminate toxic substances in sunscreens was passed several years ago, but these two chemicals were not included in that bill, as they should have done. Please pass SB132 to correct this oversight.

**SB-132-SD-1**

Submitted on: 2/20/2021 10:30:55 AM

Testimony for CPN on 2/23/2021 9:30:00 AM

| <b>Submitted By</b> | <b>Organization</b> | <b>Testifier Position</b> | <b>Present at Hearing</b> |
|---------------------|---------------------|---------------------------|---------------------------|
| Bill Armer          | Individual          | Support                   | No                        |

Comments:

We **strongly support SB 132** which would add the petrochemicals octocrylene and avobenzone in sunscreens to Act 104. Research shows both octocrylene and avobenzone pose known risks to human health as well as Hawaii's fragile marine environment.

Bill and Cindy Armer

**SB-132-SD-1**

Submitted on: 2/21/2021 8:52:18 AM

Testimony for CPN on 2/23/2021 9:30:00 AM

| Submitted By      | Organization | Testifier Position | Present at Hearing |
|-------------------|--------------|--------------------|--------------------|
| Christina Henline | Individual   | Support            | No                 |

Comments:

Aloha,

I strongly support SB132 to add octocrylene and avobenzone in sunscreens to Act 104, Session Laws of 2018. Both octocrylene and avobenzone pose known risks to human health and Hawaii's fragile marine environment.

OCTOCRYLENE degrades into benzophenone, a known carcinogen and endocrine disruptor. Octocrylene accumulates in fatty tissues of aquatic life (and humans), can alter mitochondrial function and is linked to developmental and reproductive toxicity. It can contribute as a "deciding factor" of whether coral survives or dies a bleaching event. It's one of the more inefficient UV filters AND one of the most toxic. AVOBENZONE degrades when exposed to the sun causing the release of free radicals, which can increase the risk of cancers. Avobenzone must be used with other toxic chemicals to stabilize it because it breaks down so quickly and is not waterproof.

I care about the health of our oceans and reefs, as well as the safety and health of my own body. The chemicals that mainstream companies are using in their sunscreen is TOXIC. It is toxic to our oceans and to our bodies. We need to limit the use of these toxic chemicals. I believe we are on the right path, we need to make it a law that all of these harmful ingredients be kept out of our sunscreen and out of our oceans.

**SB-132-SD-1**

Submitted on: 2/20/2021 10:35:27 AM

Testimony for CPN on 2/23/2021 9:30:00 AM

| <b>Submitted By</b> | <b>Organization</b> | <b>Testifier Position</b> | <b>Present at Hearing</b> |
|---------------------|---------------------|---------------------------|---------------------------|
| MELYNDA DANT        | Individual          | Support                   | No                        |

Comments:

I **strongly support SB 132** which would add the petrochemicals octocrylene and avobenzone in sunscreens to Act 104. Research shows both octocrylene and avobenzone pose known risks to human health as well as Hawaii's fragile marine environment.

Mahalo,

Melynda Dant

**SB-132-SD-1**

Submitted on: 2/20/2021 12:17:11 PM

Testimony for CPN on 2/23/2021 9:30:00 AM

| <b>Submitted By</b> | <b>Organization</b> | <b>Testifier Position</b> | <b>Present at Hearing</b> |
|---------------------|---------------------|---------------------------|---------------------------|
| Leah Daniel         | Individual          | Support                   | No                        |

Comments:

I strongly support this measure which would add the petrochemicals octocrylene and avobenzene in sunscreens to Act 104. Research shows both octocrylene and avobenzene pose known risks to human health as well as Hawaii's fragile marine environment. We need to protect ourselves and our resources for future generations. This is a small step toward that larger goal.

**SB-132-SD-1**

Submitted on: 2/21/2021 7:45:10 AM

Testimony for CPN on 2/23/2021 9:30:00 AM

| <b>Submitted By</b> | <b>Organization</b> | <b>Testifier Position</b> | <b>Present at Hearing</b> |
|---------------------|---------------------|---------------------------|---------------------------|
| Rosanne Shank       | Individual          | Support                   | No                        |

Comments:

I **strongly support SB 132** which would add the petrochemicals octocrylene and avobenzone in sunscreens to Act 104. Research shows both octocrylene and avobenzone pose known risks to human health as well as Hawaii's fragile marine environment.

**SB-132-SD-1**

Submitted on: 2/20/2021 1:17:19 PM

Testimony for CPN on 2/23/2021 9:30:00 AM

| <b>Submitted By</b> | <b>Organization</b> | <b>Testifier Position</b> | <b>Present at Hearing</b> |
|---------------------|---------------------|---------------------------|---------------------------|
| Jonathan Medios     | Individual          | Support                   | No                        |

Comments:

It's is so important that we protect our water and marine life. As we see the decline in coral and marine life it is vital we do our part to protect this life.

Let's set the standard and pass SB132.



**SB-132-SD-1**

Submitted on: 2/20/2021 8:23:33 PM

Testimony for CPN on 2/23/2021 9:30:00 AM

| <b>Submitted By</b> | <b>Organization</b> | <b>Testifier Position</b> | <b>Present at Hearing</b> |
|---------------------|---------------------|---------------------------|---------------------------|
| David Schulberg     | Individual          | Support                   | No                        |

Comments:

**I strongly support SB132 with the following amendments: please expand Act 104, Sessions Laws of Hawaii 2018, to include the ban on sale or distribution for sale of sunscreens containing octocrylene and avobenzone to protect the State's marine ecosystems to align with HB102, and please retain the effective date of 1 January 2023.**

**SB-132-SD-1**

Submitted on: 2/20/2021 1:00:39 PM

Testimony for CPN on 2/23/2021 9:30:00 AM

| <b>Submitted By</b> | <b>Organization</b> | <b>Testifier Position</b> | <b>Present at Hearing</b> |
|---------------------|---------------------|---------------------------|---------------------------|
| Suzy Medios         | Individual          | Support                   | No                        |

Comments:

It's is so important that we protect our water and water creatures. As we see the decline in coral and marine life it is vital we do our part to protect this life.

Let's set the standard and pass SB132.

**SB-132-SD-1**

Submitted on: 2/21/2021 5:00:41 AM

Testimony for CPN on 2/23/2021 9:30:00 AM

| <b>Submitted By</b> | <b>Organization</b> | <b>Testifier Position</b> | <b>Present at Hearing</b> |
|---------------------|---------------------|---------------------------|---------------------------|
| april colpas        | Individual          | Support                   | No                        |

Comments:

Hi, I make and sell sunscreen, a mineral base sunscreen with only 5 ingredients. I am a family of 5 and we surf every single day. We have water knowledge and have seen a difference in coral reef in Maui in the last 25 years. When the island was shut down for covid, we followed quirkiness and with the rules in place, it allowed my family to continue surfing, at least twice a day. In these months where most of the time, I had the line up to myself for hours on end, I noticed how clear and beautiful the ocean was, for the first time ever in my life. There was No residue of sunscreen clouding the water, parts of the reef at a breakwall were actually starting to thrive. This is my spot, I know these reefs more then most people. I couldn't believe my eyes when once the line up was clear of people for almost 4 months, what a difference it made the the Life below me. For about a year now, I have seen more and more sunscreen without the toxic Oxybenzone, and have been doing the markets for 5 years. The amount of people I have spoken to and how many testimonials I have heard from folks locally and visitors. It's shocking that even with the new ingredients, labeled reef safe just because they removed the 2 out of how many toxic chemicals? I would say, 80% of the folks I talk to are furious that these companies are able to lie to them.' How confused they are and don't understand why their skin had such a bad burn reaction to these very falsely labeled " reef safe sunscreens. It's dangerous, irresponsible and pure greed! I'm going to start having these people with their stories of how Banana boat, Sunbum, all the companies that sell these toxic sunscreens and have them write their stories so the consumers can have a voice in this greedy business where Profit comes way before the care of its own Customers. More and more people are loving all the local sunscreen companies, everyone has a favorite. People go out of their way to order and look us up, Diring the close down of our island, I had so many online orders from People all over the United States. Why? Because they couldn't come to Maui, we were closed, they manage to travel within the Continental US and bought sunscreen from Maui. Of all the brands in the stores nation wide, they used their money here and gets generated here On our precious island. The big companies don't care about that, these ingredients need to be banned ASAP! My fair skin kids have been using mineral sunscreen Lahaina Organics for 5 years, competitive surfers, always in the water, they have never been burned, all 3, using mineral base sunscreen without any toxic chemicals. Just zinc oxide! We need t protect and let out ocean thrive. It's more important for our kids generation. I've seen the difference with my very own eyes over covid. It was mind blowing. Please please please ban these ingredients, so when visitors come, they can enjoy what Maui has to offer, Once all the reef is dead, kids asthma rates going up, skin

cancer going up with these toxic Ingredients, tourist aren't going to want to come here, spend thousands of dollars and to come see No sea life? That's awful. Our ocean, our beaches is what makes Hawaii So special.

**SB-132-SD-1**

Submitted on: 2/21/2021 4:16:44 PM

Testimony for CPN on 2/23/2021 9:30:00 AM

| <b>Submitted By</b> | <b>Organization</b> | <b>Testifier Position</b> | <b>Present at Hearing</b> |
|---------------------|---------------------|---------------------------|---------------------------|
| Judith Matsunobu    | Individual          | Support                   | No                        |

Comments:

I strongly support SB132, which would add the petrochemicals octocrylene and avobenzone in sunscreens to Act 104. Research shows that both petrochemicals pose known risks to human health and to Hawaii's fragile marine environment.

**SB-132-SD-1**

Submitted on: 2/21/2021 8:01:43 PM

Testimony for CPN on 2/23/2021 9:30:00 AM

| <b>Submitted By</b> | <b>Organization</b> | <b>Testifier Position</b> | <b>Present at Hearing</b> |
|---------------------|---------------------|---------------------------|---------------------------|
| Sherry Pollack      | Individual          | Support                   | No                        |

Comments:

Please pass this important legislation.

**SB-132-SD-1**

Submitted on: 2/21/2021 9:27:14 PM

Testimony for CPN on 2/23/2021 9:30:00 AM

| <b>Submitted By</b> | <b>Organization</b> | <b>Testifier Position</b> | <b>Present at Hearing</b> |
|---------------------|---------------------|---------------------------|---------------------------|
| Lisa Crampton       | Individual          | Support                   | No                        |

Comments:

I strongly support SB132 to add octocrylene and avobenzone in sunscreens to Act 104, Session Laws of 2018. Both octocrylene and avobenzone pose known risks to human health and Hawaii's fragile marine environment, and their use should be discontinued to protect us all.

OCTOCRYLENE degrades into benzophenone, a known carcinogen and endocrine disruptor. Octocrylene accumulates in fatty tissues of aquatic life (and humans), can alter mitochondrial function and is linked to developmental and reproductive toxicity. It may contribute as a "deciding factor" whether coral survives or dies a bleaching event. It's one of the more inefficient UV filters and one of the most toxic. AVOBENZONE is an obesogen, can cause dysfunction in the cell's mitochondria and lead to cell death. It degrades when exposed to the sun causing the release of free radicals, which can increase the risk of cancers. Avobenzone must be used with other toxic chemicals to stabilize it because it breaks down so quickly and is not waterproof.

Many many peer reviewed studies have documented the deleterious effects of these chemicals. There is no reason to continue using them when there so many safer alternatives. And banning their use does not mean we won't continue to study and monitor human and marine health to see how these and other agents affect them.

Again, I strongly urge you to support this important legislation.

**SB-132-SD-1**

Submitted on: 2/21/2021 9:38:22 PM

Testimony for CPN on 2/23/2021 9:30:00 AM

| <b>Submitted By</b> | <b>Organization</b> | <b>Testifier Position</b> | <b>Present at Hearing</b> |
|---------------------|---------------------|---------------------------|---------------------------|
| patrick coan        | Individual          | Support                   | No                        |

Comments:

Aloha my name is Patrick Coan of Kilauea, Kauai, Hawaii. I am in support of SB132. I work daily in the busiest family of surf shops, community hubs, on the north shore of Kauai. Being very involved with a lifestyle that involves Hawaii's marine environment, directly related with business / tourism, there is no reason to doubt that there are actually reef safe sunscreens that do not contain dangerous chemicals such as avobenzone and octocrylene. We have found an abundance of safe effective sunscreens that meet a variety of consumers' demands. Cost effective, and chemical free sunscreens is what most customers are looking for. Working through the last sunscreen bill that just went into effect, transitioning into less chemicals will make more customers happy. The main concern from customers seem to be how long it takes for these bills to go into effect, knowing that local governments allow these chemicals to be used for 2 more years knowing of the proven harm.



**SB-132-SD-1**

Submitted on: 2/21/2021 10:07:11 PM

Testimony for CPN on 2/23/2021 9:30:00 AM

| Submitted By   | Organization | Testifier Position | Present at Hearing |
|----------------|--------------|--------------------|--------------------|
| Robyn Fukumoto | Individual   | Support            | No                 |

Comments:

Senators, thank you for your consideration with this essential bill.

Our bill in the house was killed over a weak argument - that because the majority of sunscreen on shelves today contains coral harming ingredients, if we pass further regulation, the availability of sunscreen will be hampered. Clearly mass access to sunscreen is essential. It's a daily preventative health measure to protect against harmful radiation. But to argue that current market availability is the reason for perpetuating a damaging status quo is like saying we should have continued to allow cancer causing asbestos in new construction in the 80's because it was what we had the most access to.

As a state, we have made massive strides in leading the way in groundbreaking ocean regulation. We made it clear that our people stand for the preservation of our land and will go to great lengths to protect it.

The regulation of reef harming sunscreen is urgent, and preservation is unfortunately not something that can be taken halfway. Reefs are in grave peril due to the ocean temperature fluctuations from global warming. We know from extensive scientific backing that, even in the smallest amount, avobenzone and octocrylene stress coral to the point of death. We've done our part to ban oxybenzone and octinoxate, but we cannot stop there if we want to make an impact.

Beyond balancing our ocean's biodiversity and producing the majority of the world's oxygen, the coral reefs are the backbone to our economy. They protect our coastline real estate from devastation, they sustain our island fish and fuel the jobs of our island fisherman, and fuel our tourist economy. The decision to oppose this bill would do irreparable damage to our already fragile island economy.

I highly encourage your support for SB132 on behalf of myself and other concerned residents.

**SB-132-SD-1**

Submitted on: 2/22/2021 7:51:15 AM

Testimony for CPN on 2/23/2021 9:30:00 AM

| <b>Submitted By</b> | <b>Organization</b> | <b>Testifier Position</b> | <b>Present at Hearing</b> |
|---------------------|---------------------|---------------------------|---------------------------|
| Andrea Nandoskar    | Individual          | Support                   | No                        |

Comments:

Aloha,

Please support this important bill!

Science has provided ample evidence that long-term exposure to avobenzone and octocrylene commonly found in sunscreens (including sunscreens labelled as “reef safe”) have been found to have detrimental impact on the life-cycles of Hawaii marine life including corals, algae, fish, shellfish, sea urchins and marine mammals.

Avobenzone is the leading active ingredient in chemical sunscreens and can cause endocrine disruption. Octocrylene is quickly metabolized into a mutagen called benzophenone which is included in California’s Prop 65 list of chemicals known to cause cancer or reproductive toxicity. Both are dangerous to the health of people, corals, marine life.

In Feb 2019, after numerous studies, the U.S. FDA declared it does not have sufficient scientific evidence that any organic ("chemical") UV filters in sunscreens including oxybenzone, octinoxate, octocrylene, avobenzone are safe for human use.

Coral reefs are intrinsic to Hawaiian culture and fundamental to our sustainability and the future of life on Earth. Please help to ensure our reefs can survive and thrive for future generations.

We urge your support for SB 132 SD1 to help protect our reefs, marine life and human health, too!

**SB-132-SD-1**

Submitted on: 2/22/2021 7:54:46 AM

Testimony for CPN on 2/23/2021 9:30:00 AM

| <b>Submitted By</b> | <b>Organization</b> | <b>Testifier Position</b> | <b>Present at Hearing</b> |
|---------------------|---------------------|---------------------------|---------------------------|
| Dena Sedar          | Individual          | Support                   | No                        |

Comments:

I **strongly support SB 132**, which would add the petrochemicals octocrylene and avobenzone in sunscreens to Act 104. Research shows both octocrylene and avobenzone pose known risks to human health as well as Hawaii's fragile marine environment.

**SB-132-SD-1**

Submitted on: 2/22/2021 8:00:28 AM

Testimony for CPN on 2/23/2021 9:30:00 AM

| <b>Submitted By</b> | <b>Organization</b> | <b>Testifier Position</b> | <b>Present at Hearing</b> |
|---------------------|---------------------|---------------------------|---------------------------|
| Lisa Diaz           | Individual          | Support                   | No                        |

Comments:

2/22/21

**RE: SB132 SD1**

**Aloha Senator Baker, Senator Chang and**

**Hawaii State Senate Commerce & Consumer Protection CPN Committee members :**

**I strongly support SB 132 which would add the petrochemicals octocrylene and avobenzene in sunscreens to Act 104. Research shows both octocrylene and avobenzene pose known risks to human health as well as Hawaii's fragile marine environment. Our coral reefs and marine animals are so important for Hawaii's economy, as we need to protect local food sources, tourism and the protection reefs give our island shorelines from storm erosion. We also need to consider the health of our people, as research has shown that octocrylene and avobenzene petrochemicals are toxic.**

**Mahalo nui loa for putting Hawaii's environment, economy and people first to protect our health, ocean and aina by passing SB132 SD1 without delay.**

**Mahalo nui loa,**

**Lisa Diaz**

**76-223 Haoa St.**

**Kailua-Kona HI 96740**

**scidiaz@gmail.com**



**SB-132-SD-1**

Submitted on: 2/22/2021 8:52:04 AM

Testimony for CPN on 2/23/2021 9:30:00 AM

| <b>Submitted By</b>     | <b>Organization</b> | <b>Testifier Position</b> | <b>Present at Hearing</b> |
|-------------------------|---------------------|---------------------------|---------------------------|
| Christopher Hendrickson | Individual          | Support                   | No                        |

Comments:

Mahalo for the opportunity to submit testimony on SB132. Firstly, I would like to thank the Legislature for passing Act 104 in 2018 to enact a ban on the sale of sunscreens containing oxybenzone and octinoxate. Secondly, mahalo to those who introduced this measure which will expand on the work to protect our marine life and coastal reefs.

I am in the waters of West Maui almost every day. I love seeing the vast diversity of marine life and all that the coastal reefs of Maui have to offer. I love sharing this experience with others so I share these moments as a videographer through social media (@Maui.Snorkeling) for all the world to see, honor, and educate on.

There is a vast amount of scientific evidence establishing the destructive impacts that avobenzone & octocrylene have on marine life and people. What is most egregious is that these chemicals are found in "reef safe" sunscreens sold everywhere on Maui. I talked to visitors of our island and this confusion leads folks to make decisions that they believe are environmentally responsible and protect marine life but only continuing to support the destruction of habitat because of this misunderstanding. Regulating the term "Reef Safe" is simply not enough, we must make these compounds unable to be sold in sunscreens.

Most people are also unaware that Octocrylene is toxic to corals and is often a "deciding factor" of whether coral survives or dies a bleaching event or that Avobenzone degrades when exposed to the sun causing the release of free radicals, which can increase the risk of cancers.

These compounds, Octocrylene and Avobenzone, in sunscreen provide no substantial benefit over readily available alternatives like UV protective clothing or mineral sunscreens like non-nano zinc oxide, which offer the best broad-spectrum protection. We shouldn't be allowing the silent assault on our reefs, environment, and health with the continued use of these compounds.

Hawaii has an opportunity to continue setting global standards for environmental protection. As you may know, over 50 percent of the world's coral reefs have died in the last 30 years and up to 90 percent may die within the next century. The ripple effect that this devastation causes will tremendously impact Hawaii and our people. It saddens me to think of a future where we won't see beautiful fish like our humuhumunukunukuapua'a or experience the astonishment and joy of seeing Honu gracefully swim by and pop their head out of the water to breathe. Thinking that the videos we take and memories we make will be the only evidence of the vast diversity and beauty of Hawaii's marine life which we will have to share with future generations is something I don't want to happen.

I urge the support of SB132 because I want to make sure that generations of Hawaiian citizens and visitors to our Islands get to experience these moments themselves and not through video, trying to imagine what could have been.

**SB-132-SD-1**

Submitted on: 2/22/2021 8:54:34 AM

Testimony for CPN on 2/23/2021 9:30:00 AM

| Submitted By        | Organization | Testifier Position | Present at Hearing |
|---------------------|--------------|--------------------|--------------------|
| Hillary Hendrickson | Individual   | Support            | No                 |

Comments:

I strongly support SB132 to add octocrylene and avobenzone in sunscreens to Act 104, Session Laws of 2018. Both octocrylene and avobenzone pose known risks to human health and Hawaii’s fragile marine environment.

OCTOCRYLENE degrades into benzophenone, a known carcinogen and endocrine disruptor. Octocrylene accumulates in fatty tissues of aquatic life (and humans), can alter mitochondrial function and is linked to developmental and reproductive toxicity. It can contribute as a “deciding factor” of whether coral survives or dies a bleaching event. It’s one of the more inefficient UV filters AND one of the most toxic. AVOBENZONE degrades when exposed to the sun causing the release of free radicals, which can increase the risk of cancers. Avobenzone must be used with other toxic chemicals to stabilize it because it breaks down so quickly and is not waterproof.

Lobbyists say: We need to look at other factors that degrade marine ecosystems.... We do not disagree! Yet that does not null and void that sunscreen chemicals are a factor and one we can more quickly and easily address than cesspools, runoff & climate change.

Lobbyists say: We should pay more attention to ONE study paid for by their industry and ignore the hundreds of published, peer-reviewed studies by independent scientists around the world. Yeah... no.

Lobbyists say: Consumers will have less access to sunscreens if these ingredients are banned. It’s the same reasoning given to not ban sunscreens containing oxybenzone & octinoxate. Yet stores shelves were filled with sunscreens free of those two ingredients even before that bill was signed! Simply put, there are many more safe and effective formulations to take their place.

If Hawaii wants to continue the process we started, of removing sunscreen chemicals that have a detrimental impact upon the health of our people and marine ecosystems – and remain a leader in this fight – we need to add these dangerous chemical UV filters. Mahalo.



**SB-132-SD-1**

Submitted on: 2/22/2021 9:01:40 AM

Testimony for CPN on 2/23/2021 9:30:00 AM

| <b>Submitted By</b> | <b>Organization</b> | <b>Testifier Position</b> | <b>Present at Hearing</b> |
|---------------------|---------------------|---------------------------|---------------------------|
| Camile Cleveland    | Individual          | Support                   | No                        |

Comments:

I fully support this bill. Thank you.

**SB-132-SD-1**

Submitted on: 2/22/2021 9:12:35 AM

Testimony for CPN on 2/23/2021 9:30:00 AM

| <b>Submitted By</b> | <b>Organization</b> | <b>Testifier Position</b> | <b>Present at Hearing</b> |
|---------------------|---------------------|---------------------------|---------------------------|
| Judith A Mick       | Individual          | Support                   | No                        |

Comments:

Aloha- It is vitally important that we protect Hawaii's waters by banning toxic ingredients in sun screen products. Please support this bill and help to clean up our ocean environment rather than let people continue to pollute it. Thank you for your consideration. Judy Mick, Kailua

**LATE**

**SB-132-SD-1**

Submitted on: 2/22/2021 9:55:57 AM

Testimony for CPN on 2/23/2021 9:30:00 AM

| <b>Submitted By</b>    | <b>Organization</b> | <b>Testifier Position</b> | <b>Present at Hearing</b> |
|------------------------|---------------------|---------------------------|---------------------------|
| Dylan Francis Whitmore | Individual          | Support                   | No                        |

Comments:

**SB-132-SD-1**

Submitted on: 2/22/2021 10:00:19 AM

Testimony for CPN on 2/23/2021 9:30:00 AM



| <b>Submitted By</b> | <b>Organization</b> | <b>Testifier Position</b> | <b>Present at Hearing</b> |
|---------------------|---------------------|---------------------------|---------------------------|
| Douglas Perrine     | Individual          | Support                   | No                        |

Comments:

I support SB132

**LATE**

**SB-132-SD-1**

Submitted on: 2/22/2021 10:36:10 AM  
Testimony for CPN on 2/23/2021 9:30:00 AM

| <b>Submitted By</b> | <b>Organization</b> | <b>Testifier Position</b> | <b>Present at Hearing</b> |
|---------------------|---------------------|---------------------------|---------------------------|
| Carl J. Berg        | Individual          | Oppose                    | No                        |

Comments:

I am opposed to SB132 as the science is not there to support it. Previous bill was also supported on shoddy and dubious science.

I recommend the testimony on SB132 from the Personal Care Products Council. Pages 16-23 of the 144 pages of testimony.

Before action is taken the legislature must see the findings of one of the most prestigious reviews, of the National Academy of Sciences which is currently going on now.

[Environmental Impact of Currently Marketed Sunscreens and Potential Human Impacts of Changes in Sunscreen Usage | National Academies](#)

**SB-132-SD-1**

Submitted on: 2/22/2021 11:18:40 AM

Testimony for CPN on 2/23/2021 9:30:00 AM

**LATE**

| <b>Submitted By</b> | <b>Organization</b> | <b>Testifier Position</b> | <b>Present at Hearing</b> |
|---------------------|---------------------|---------------------------|---------------------------|
| Elizabeth Benyshek  | Individual          | Support                   | No                        |

Comments:

I am writing to express my SUPPORT of SB132 SD1, which adds avobenzene and octocrylene to banned sunscreen additives. This is important for the protection of our marine ecosystems and will lead to a cleaner and healthier ocean.

Thank you for your time and consideration.

Elizabeth Benyshek

Vice Chair, Surfrider Foundation Oahu Chapter

**LATE**

**SB-132-SD-1**

Submitted on: 2/22/2021 12:01:49 PM  
Testimony for CPN on 2/23/2021 9:30:00 AM

| Submitted By | Organization | Testifier Position | Present at Hearing |
|--------------|--------------|--------------------|--------------------|
| Daniel Amato | Individual   | Support            | No                 |

Comments:

I am writing in support of Bill **SB132**. As a scientist, ocean user, and resident of Oahu, Intact healthy reefs are a huge priority. Corals did not evolve in the presence of sunscreen chemicals and these chemicals put our reefs at risk. Hawaii's reef health is closely related to human and economic health in this state. Please vote for legislation that prioritizes reef health instead of the interests of corporations and their lobbyists. Thank you. -Daniel Amato

**SB-132-SD-1**

Submitted on: 2/22/2021 1:42:58 PM

Testimony for CPN on 2/23/2021 9:30:00 AM

**LATE**

| <b>Submitted By</b> | <b>Organization</b> | <b>Testifier Position</b> | <b>Present at Hearing</b> |
|---------------------|---------------------|---------------------------|---------------------------|
| Natalie Wohner      | Individual          | Support                   | No                        |

Comments:

Dear members of the CPN committee, my name is Natalie Wohner, resident of Manoa and I am in strong support of SB132 to add avobenzone and octocrylene to banned sunscreen additives in order to protect our fragile coral reefs.



**SB-132-SD-1**

Submitted on: 2/22/2021 12:47:47 PM

Testimony for CPN on 2/23/2021 9:30:00 AM

**LATE**

| <b>Submitted By</b> | <b>Organization</b> | <b>Testifier Position</b> | <b>Present at Hearing</b> |
|---------------------|---------------------|---------------------------|---------------------------|
| Jennifer Johansen   | Individual          | Support                   | No                        |

Comments:

**I strongly support SB132 with the following amendments: please expand Act 104, Sessions Laws of Hawaii 2018, to include the ban on sale or distribution for sale of sunscreens containing octocrylene and avobenzone to protect the State's marine ecosystems to align with HB102, and please retain the effective date of 1 January 2023.**

**LATE**

**SB-132-SD-1**

Submitted on: 2/22/2021 3:52:19 PM

Testimony for CPN on 2/23/2021 9:30:00 AM

| <b>Submitted By</b>    | <b>Organization</b> | <b>Testifier Position</b> | <b>Present at Hearing</b> |
|------------------------|---------------------|---------------------------|---------------------------|
| Arthur John Tarsa. Jr. | Individual          | Support                   | No                        |

Comments:

I strongly support SB 132 which would add the petrochemicals octocrylene and avobenzone in sunscreens to Act 104. Research shows both octocrylene and avobenzone pose known risks to human health as well as Hawaii's fragile marine environment.

**LATE**

**SB-132-SD-1**

Submitted on: 2/23/2021 5:36:24 AM

Testimony for CPN on 2/23/2021 9:30:00 AM

| <b>Submitted By</b> | <b>Organization</b> | <b>Testifier Position</b> | <b>Present at Hearing</b> |
|---------------------|---------------------|---------------------------|---------------------------|
| Chelsea Ecat        | Individual          | Support                   | No                        |

Comments:

Honorable Senators

Thank you for allowing me to add my testimony in favor of SB132.

I spend the majority of my free time in the ocean, surfing, outrigger paddling and for a period of time worked on a catamaran outside of Waikiki that took tourists out on snorkeling trips. As a crew member it was part of our duty to educate marine life and we continuously had questions regarding reef and coral bleaching and the effects it had on marine life. I think this issue goes beyond education and will be more effective with these regulations put into place.

I strongly support SB132 to add octocrylene and avobenzone in sunscreens to ACT104, SESSION laws of 2018. Both ingredients pose known risks to human health and Hawaii's fragile marine environment.

Thank you for your time and consideration.

Chelsea Ecat

Honolulu

**LATE**

**SB-132-SD-1**

Submitted on: 2/22/2021 7:54:41 PM

Testimony for CPN on 2/23/2021 9:30:00 AM

| <b>Submitted By</b> | <b>Organization</b> | <b>Testifier Position</b> | <b>Present at Hearing</b> |
|---------------------|---------------------|---------------------------|---------------------------|
| Michael koenigs     | Individual          | Support                   | No                        |

Comments:

I strongly support this bill to better our oceans and our health. Mahalo nui loa

**LATE**

**SB-132-SD-1**

Submitted on: 2/22/2021 5:58:50 PM

Testimony for CPN on 2/23/2021 9:30:00 AM

| <b>Submitted By</b> | <b>Organization</b> | <b>Testifier Position</b> | <b>Present at Hearing</b> |
|---------------------|---------------------|---------------------------|---------------------------|
| Bradley Bain        | Individual          | Support                   | No                        |

Comments:

**I support the ban on sunscreens that contains avobenzone or octocrylene as it is our duty as people living on these Islands to respect and keep them healthy.**

**LATE**

**SB-132-SD-1**

Submitted on: 2/23/2021 10:43:37 AM

Testimony for CPN on 2/23/2021 9:30:00 AM

| <b>Submitted By</b> | <b>Organization</b>                                     | <b>Testifier Position</b> | <b>Present at Hearing</b> |
|---------------------|---|---------------------------|---------------------------|
| Emily Babel         | Testifying for Mama Kuleana Reef Safe Sunscreen Company | Support                   | No                        |

Comments:

Mama Kuleana Reef Safe Sunscreen strongly supports SB132! Octocrylene and avobenzone pose known risks to the health Hawaii's marine environment as well as to the health of the people who use them or are exposed to them. Please act now! Time is of the essence for our reefs. A very warm mahalo for protecting our reefs today and for our future generations.

**LATE**

**SB-132-SD-1**

Submitted on: 2/23/2021 8:48:06 AM

Testimony for CPN on 2/23/2021 9:30:00 AM

| <b>Submitted By</b> | <b>Organization</b> | <b>Testifier Position</b> | <b>Present at Hearing</b> |
|---------------------|---------------------|---------------------------|---------------------------|
| Lorraine Garnier    | Individual          | Support                   | No                        |

Comments:

I fully support the passing of SB132

**SB-132-SD-1**

Submitted on: 2/23/2021 8:59:24 AM

Testimony for CPN on 2/23/2021 9:30:00 AM



| <b>Submitted By</b> | <b>Organization</b>       | <b>Testifier Position</b> | <b>Present at Hearing</b> |
|---------------------|---------------------------|---------------------------|---------------------------|
| Jeff Bagshaw        | Testifying for DLNR/DOFAW | Support                   | No                        |

Comments:

I am in support of HB 102, banning the sale of any sun-care product containing the tradename compounds Avobenzone/Avobenzene and Octocrylene, for the health of our coral reefs, the safety of our food supplies, and for our own health.

I work for DLNR/DOFAW as the Maui Nui Outreach and Communications Coordinator. I have been spending 25% of my time at `Ahihi-Kina`u Natural Area Reserve over the last year, advising an average of 200 residents and visitors each day (socially distant!). When asked what sun care they intend to use, both residents and visitors will say “We bought it here, it says its reef-safe on the front of the bottle.” They are aware of previous legislation in Hawai`i but are unaware that no agency verifies claims made on stickers on the front of a product. Its clear that asking consumers to “make informed choices for themselves” is not enough. There are no studies proving that these chemicals do no harm on reefs. Manufacturers are claiming ‘reef safe’ simply because they do not contain previously banned chemicals.

Benzene products react the same ways in coral tissues as they do in human tissues – by breaking down and releasing heat in sunlight, they raise the temperature of corals by as much as ten degrees. In a time when our irreplaceable reefs are under siege from climate change in form of stronger surf and warmer seas, our reefs which drive not only our visitor industry (HVB reports that over 70% of visitors participate in some form of marine wildlife watching), but which also supply our people with fish, limu, urchins, etc.

In 2019 up to 15,000 people were entering ocean waters around the island of Maui each day, based on island population, average number of visitor and their activities reported to HVB. If one-half of those were using one-half the amount of recommended sunscreen product, between 50-70 gallons of sunscreen was going into waters around the island each day, one swimmer at a time. If a truck backed up to a beach each day to directly dump an industrial barrel into the water, we would call the EPA. Avobenzone and its cousins can persist in the environment at least 90 days – they continue to add up. Please examine the facts, the chemistry. These products were created for profit, not protection.



Thank you,  
Jeff Bagshaw