

LNR806 State Parks




- The Division of State Parks manages natural, scenic, and cultural resources for Hawai'i residents, visitors, and future generations.

Hawaii State Parks play a key role in Hawaii's economy, recognized as both visitor industry assets and hotspots for over-tourism.

Although in the top 20 most visited state park systems nationally, Hawaii is dead last in park staffing, with 128 positions to manage 52 parks across 5 islands.

State Parks is requesting the restoration of funding for the 6 unfunded positions in LNR 806

In 2020 State Parks raised user fees at all 9 parks that charge for entrance and parking, as well as camping and lodging. In 2021, the visitor industry rebounded creating a surge in special fund income.



LNR806 Fund Balances



As of December 2021, the S312 Special Fund balance is @ **\$ 9,522,933**

(20% Ceded Land Trust Fund: **\$1,904,586**)

Current net revenue (FY22): **\$7,618,347**

*State Parks is requesting that the S312 special fund ceiling be increased to **\$12,000,000** (a conservative projection)*

State Parks has crafted a spending plan to use the increased revenue to augment general funded operations, allowing the division to cover basic costs and reinvest in Hawaii's State Park System



Lapakahi State Park



Reef Parking Staff at Wai'anapanapa SP



Nu'uaniu Pali State Wayside

**FY 23 SUPPLEMENTAL BUDGET
REQUEST**

LNR 806 – State Parks Admin & Ops

FY23 REQUEST

SP Appn Acct	Current – FY 22	Request –FY 23	New Ceiling
General Fund G-086 Trade-off		Trade-off Current Expenses to Fund Unbudgeted Positions: \$263,796	Unchanged
Special Fund S-312	\$93,312	\$11,906,688	\$12,000,000
Special TAT S-305	\$2,417,008		\$2,417,008 -Unchanged
Special LDF S-355	\$586,216		\$584,216- Unchanged
Total Special Fund	\$3,096,536	\$11,906,688	\$15,003,224

REVENUE TOTAL AS OF 2ND QTR FY22

Gross State Parks:
\$9,522,933

OHA 20%:
\$1,904,586

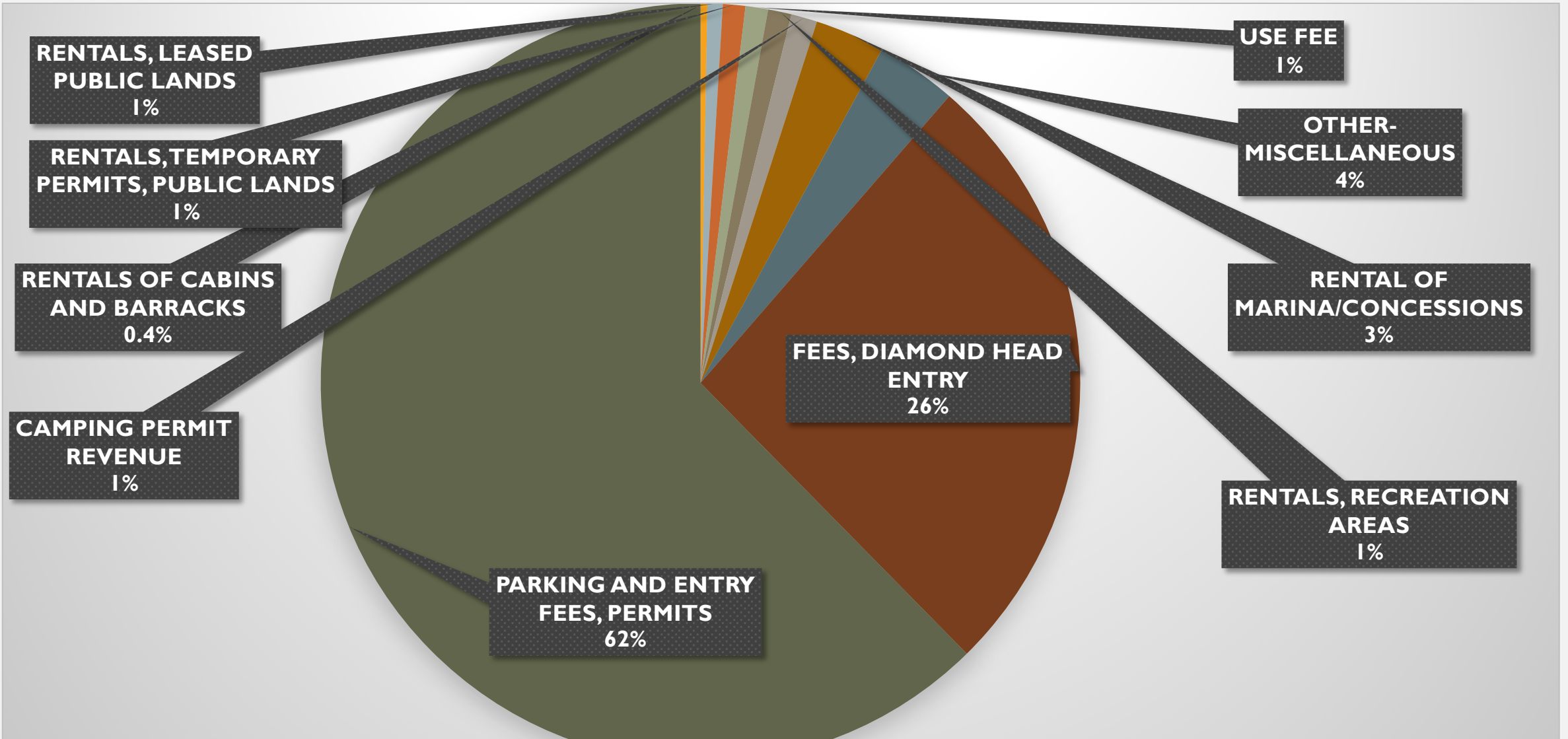
Net State Parks:
\$7,618,347

Outstanding
Deposit:
\$3,950,819

SP Revenue in
Datamart
Deposited Total:
\$5,572,114

REVENUE BREAKDOWN AS OF 2ND QTR

- Camping, lodging, parking and entry fees, leases and commercial use



FINANCIAL PLAN: SPECIAL FUND S-312

FY22-27

Financial Plan								
	FY 2021	FY 2022	FY 2023	FY 2024	FY 2025	FY 2026	FY 2027	
	(actual)	(estimated)	(estimated)	(estimated)	(estimated)	(estimated)	(estimated)	(estimated)
Appropriation Ceiling	93,312	93,312	12,000,000	12,000,000	12,000,000	12,000,000	12,000,000	12,000,000
Beginning Cash Balance	2,453,400	3,044,241	14,896,252	19,320,852	21,745,452	24,170,052	26,594,652	26,594,652
Revenues	1,797,140	12,000,000	14,424,600	14,424,600	14,424,600	14,424,600	14,424,600	14,424,600
Expenditures	1,074,616	69,988	8,100,000	10,100,000	10,100,000	10,100,000	10,100,000	10,100,000
Transfers								
List each net transfer in/out/ or projection in/out; list each account number								
Special Fund Assessment (ACT 34, SLH 1964) for 5% of Revenue and 3% of Expenditure	(131,684)	(78,000)	(1,900,000)	(1,900,000)	(1,900,000)	(1,900,000)	(1,900,000)	(1,900,000)
Net Total Transfers	(131,684)	(78,000)	(1,900,000)	(1,900,000)	(1,900,000)	(1,900,000)	(1,900,000)	(1,900,000)
Ending Cash Balance	3,044,241	14,896,252	19,320,852	21,745,452	24,170,052	26,594,652	26,594,652	29,019,252
Encumbrances	54,676	0	2,000,000	2,000,000	2,000,000	2,000,000	2,000,000	2,000,000
Unencumbered Cash Balance	2,989,564	14,896,252	17,320,852	19,745,452	22,170,052	24,594,652	24,594,652	27,019,252

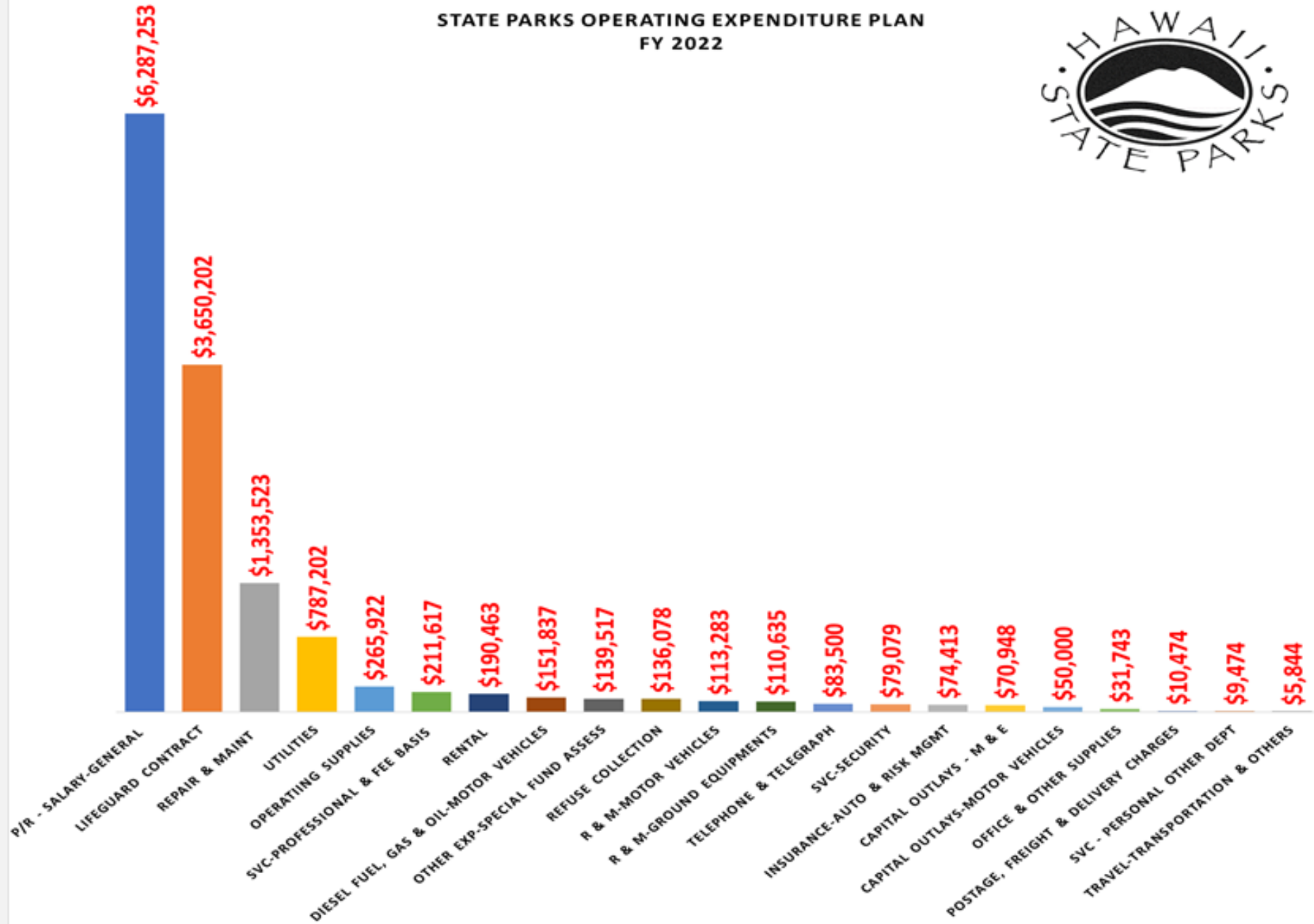
STATE PARKS
OPERATING
EXPENDITURE
BUDGET FOR
FY2022

STATE PARKS OPERATING EXPENDITURE PLAN
FY 2022



FY2022 BUDGET:
\$14,539,330

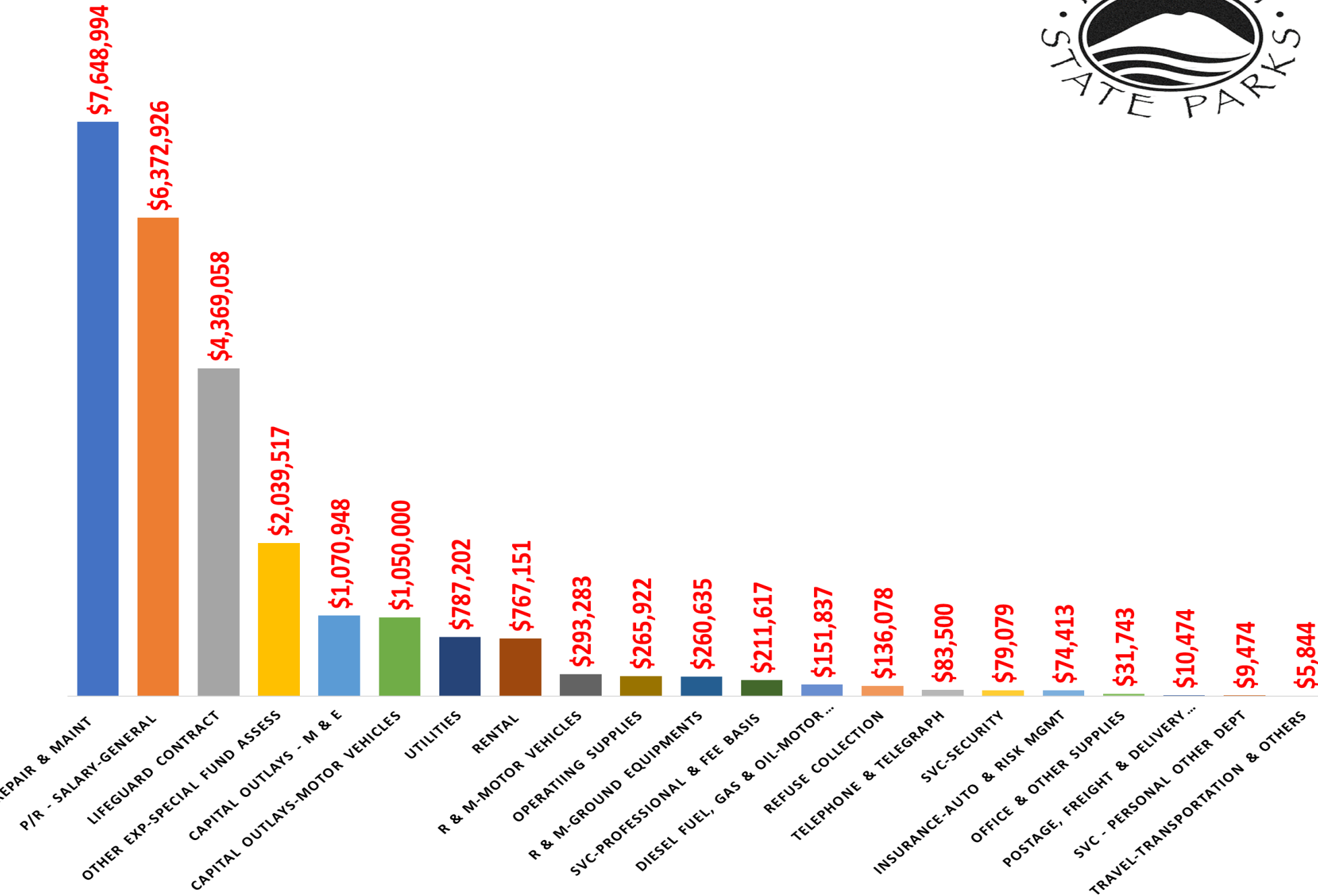
AFTER RESTRICTED 7%:
\$13,813,006



STATE PARKS OPERATING EXPENDITURE BUDGET
FY 2023



STATE PARKS
OPERATING
EXPENDITURE
BUDGET FOR
FY2023



Fy2023 budget:
\$26,446,018

After Restricted 7%:
\$25,719,694

LIFEGUARD CONTRACTS FY23

State Parks - LIFEGUARD FY 2023							
Accounts	S-23-312	S-23-305	S-23-355	S-23-SLH2021 MOF S	S-23-SLH2021 MOF V	FY23 CONTRACT TOTAL	FY22 CONTRACT TOTAL
Lifeguard							
Oahu-Keawaula-Full Contract	-	617,439.00	584,216.00	-	-	1,201,655.00	1,201,655.00
Hawaii- Kua Bay- Full Contract	-	480,000.00	-	-	-	480,000.00	480,000.00
Hawaii- Hapuna- Full Contract	-	895,505.00	-	-	-	895,505.00	895,505.00
Maui- Makena- Full Contract	718,855.80	-	-	-	728,080.00	1,446,935.80	728,080.00
Kauai- Kee- Full Contract	-	344,962.00	-	-	-	344,962.00	344,962.00
TOTAL BY FUND	\$ 718,855.80	\$ 2,337,906.00	\$ 584,216.00	\$ -	\$ 728,080.00	\$ 4,369,057.80	\$ 3,650,202.00