

**LEGISLATIVE BUDGET BRIEFING
DEPARTMENT OF HEALTH
FISCAL YEAR 2023 SUPPLEMENTAL BUDGET**

OVERVIEW

Thank you for the opportunity to present the Department of Health’s Executive Supplemental Budget for FY 2023.

Mission Statement, Strategic Objectives, Goals and Performance Metrics

The mission of the Department of Health (DOH) is to protect and improve the health and environment for all people in Hawaii. Health, that optimal state of physical, mental, social and environmental well-being, is a right and responsibility for all Hawaii’s people.

The focus of DOH’s strategic objectives is to “Make Health Hawaii’s Shared Value.” Strategic objectives focus on:

- Investing in healthy babies and families,
- Taking health to where people live, work, learn, and play,
- Creating a culture of health throughout Hawaii,
- Addressing the social determinants of health,
- Using evidence-based practices and make data-driven decisions, and
- Improving core business services and customer satisfaction.

The goals for DOH are to:

- Promote health and well-being,
- Prevent disease and injury,
- Promote healthy lifestyles and workplaces,
- Promote the strength and integrity of families and communities,
- Preserve a healthy and natural environment by promoting resource conservation (recycling) and protection and enhancement of air and water quality,
- To assure basic physical and mental health care, called “the five A’s”
 - Available
 - Accessible
 - Appropriate
 - Assured quality
 - Affordable.

Due to the COVID-19 pandemic, the department focused on improving and continuing to provide access to DOH services while being at the forefront of the State’s COVID response. The COVID-19 pandemic challenged DOH to be innovative and creative in how to provide continued access to services, including the use of technology for communicating with our clients and

stakeholders and providing services via virtual meetings and consultations. The DOH also took advantage of existing information technology platforms for processing of documents and providing a mechanism for the community to communicate and access information related to the COVID-19 pandemic and other DOH services and resources.

Impact of Current State-Wide conditions on Agency Operations

The DOH continues to monitor critical program needs and funding availability to promote its mission and to provide services to the general public. The COVID-19 pandemic and the economic downturn of the State as a result of the pandemic has made the DOH more prudent in its approach to spending on the most critical program needs and encouraged the use of all available funding sources.

Some of the activities and accomplishments for the Department this past year include:

General Administration:

- In response to the COVID-19 pandemic, the Department:
 - Developed programs for and implemented isolation and quarantine facilities and supportive services, contact tracing, community and school testing services, provided test kits to underserved areas, community outreach and education, and vaccine promotion and distribution for over 1.3 million people;
 - Conducted critical public health laboratory COVID whole genomic sequencing and variant analyses;
 - Worked with Federal, State, private and other healthcare organizations to provide surge capacity and relief by securing funding, nurses and allied health professionals from out-of-state to provide relief to our already taxed healthcare system across the state;
 - Helped to implement the Safe Travels Program for out-of-state visitors and returning residents to the State of Hawaii and to ensure that proper precautions such as isolation and quarantine policies were monitored to reduce the spread of the COVID-19 virus.
 - Initiated satellite vital statistics offices on the neighbor islands to provide birth, marriage, and death certificates on-island in addition to receiving assistance with their orders. This satellite service compliments the on-line and mail-in ordering services and in-person services at the main office located in Kinau Hale on the island of Oahu.

The Health Resources Administration served as the strategic lead in providing the expertise, support, and resources for the COVID-19 response for the State:

- Served as strategic lead for the COVID-19 vaccination response, coordinating distribution and administration of over 2.5 million COVID-19 vaccine doses by government and independent healthcare providers across the state;

- Established a system for COVID-19 surveillance in Hawaii including reporting, contact-tracing, whole-genome sequencing, real-time analysis of case and testing trends, and public-facing dashboards to provide pandemic situational awareness in support of policy decisions;
- Investigated over 116,000 positive COVID-19 laboratory reports statewide from March 1, 2020 to present;
- Established formal partnerships with community non-profit organizations that have been working on the frontline of the pandemic including activities such as food drives, masks and hand sanitizer distribution, social media education campaigns, and door-to-door outreach events;
- Contributed to “flattening the curve” of the COVID-19 pandemic for marginalized communities including Pacific Islander populations through community engagement and prioritizing education and outreach related to isolation, quarantine, mitigation and vaccines, and by making vaccines readily accessible to disproportionately impacted populations;
- Developed public and private partnerships to improve access to COVID-19 community testing; especially in high social vulnerability index areas.
- Convened a working group of community partner organizations to serve NHPIF community members. The organizations identify needs and increase reach into the limited English proficiency (LEP) populations.
- Co-created and increased access to translated material and messages for Native Hawaiian, other Pacific Islander, and Filipino (NHPIF) and other populations where English is not a primary language and who have been disproportionately impacted by COVID-19;
- Instigated to expanded school COVID-19 testing programs accessible to all Hawaii public and charter schools. With federal award funding support and in collaboration with Department of Education, established contracts with Hawaii Primary Care Association and Hawaii Keiki Nurses to strengthen School Health programs across the state;
- Provided vaccinations for first responders, essential workers and the public through collaboration with State and county partners. The Public Health Nurses also provided community outreach, education, testing, and linkages to resources, particularly for hard-to-reach populations. They expanded community capacity, whenever possible, through collaboration with communities, Hawaii Public Housing Authority, Hawaiian Homestead, FQHCs, National Guard, and community providers.

Behavioral Health Administration:

- Completion of the Hawaii State Hospital 144-bed facility. Efforts are currently underway to transition staff and patients into the new facility.

- AMHD has cared for those with serious mental illness during the COVID-19 pandemic while helping our infectious disease Oahu DOH partners by supporting isolation and quarantine services and vaccinating over 40,000 Hawaii residents at our Windward Vaccine POD.
- Oahu and Neighbor Island Community Mental Health Center (CMHC) staff supported COVID-19 response efforts on their Islands while continuing to provide services as safely as possible during the changing face of the pandemic.
- We focused our efforts to decriminalize mental illness by working with the Judiciary to ensure that Act 26/SLH 2020 was implemented on Oahu and started steps for the implementation on the Neighbor Islands as well. Overall, we have had close to 60 individuals go through Act 26 (designed to ensure rapid evaluations of fitness for those that have been charged with a petty non-violent misdemeanors). This has led to reducing the time to first fitness evaluation (and linkage to care) with over 60% of the individuals released after the evaluation period accepting services. 45 of the 58 individuals were not found fit and were able to **avoid incarceration** and be evaluated and **linked to services** instead. Approximately 65% of those released have not been re-arrested, and most that have accepted assistance have not been re-arrested.
- AMHD also piloted stabilization beds at 'Ekolu on the grounds of the Hawaii State Hospital (HSH) as well as in Kona, with plans for increasing the number of stabilization beds across the state in 2022.
- The Hawaii State Hospital through proactive measures, has been able to prevent any widespread outbreak of Covid-19 at the facility and to date has had no more than five positive cases among patients at the facility.
- Ho'ola Na Pua is a new program the Child and Adolescent Mental Health Division began working with in early fiscal year 2022. This residential facility is located on the North Shore of Oahu and provides services to teenage girls who are suspected, or who have been confirmed, to be victims of sex trafficking. This program addresses mental health issues related to sex trafficking specifically, and it is anticipated that fewer girls will need out-of-state residential programs for this kind of specialty care. The CAMHD has been working on expanding the in-state residential care options, especially for females. There has not been a residential program that specializes in the needs of adolescent females for several years. This means more children being treated locally which is always a great thing.
- Through a Federally funded SAMHSA Grant, CAMHD has a program for youth and young adults experiencing a First Episode of Psychosis called OnTrack. OnTrack is being expanded to reach as many clients as possible. This has minimal funding and in the first years there were only about 4 clients, but with expanded funding and additional new staff, there are now 14 active clients. We have achieved this by loosening administrative and clinical criteria, hiring new staff, and actively seeking new cases by collaborating with our system partners.
- Children's Mental Health Awareness Month in May saw CAMHD getting the word out with virtual events, press releases and appearances by CAMHD leaders on various TV

programs. Even though many activities couldn't be done in person it was still a huge success thanks to a Division-wide effort to show our passion for helping kids and families.

- The Developmental Disabilities Division received approval from Centers for Medicare and Medicaid Services to expend \$14.6 million in federal funds attributable to a temporary 10 percent increase in the federal medical assistance percentage (FMAP). These funds must be used to strengthen, enhance, and expand the Medicaid 1915(c) Home and Community Based Services Waiver for Individuals with Intellectual and Developmental Disabilities, and can supplement, not supplant, existing state funding. DDD will use the funds to implement fourteen initiatives including to increase provider rates, create a workforce development initiative, add a new waiver service for people with co-occurring mental health issues, and training the workforce.

Environmental Health Administration:

- Established the Surface Water Protection Branch - Administers statewide functions related to protecting residents and visitors by regulating nonpoint sources of ocean and freshwater pollution; and implements portions of the federal Clean Water Act. The new branch regulates nonpoint source pollution to state waters through the administration, enforcement, and implementation of all laws, rules, and programs; fosters partnerships with other agencies involved in nonpoint source pollution control; promotes community-based watershed management through education and voluntary compliance with environmental management standards; provides federal funding for demonstration of best management practice (BMP) projects from the public and private sectors relating to nonpoint source control; and encourages and supports programs for environmental education. Implements Clean Water Act, PL 95-217; HRS Chapter 342E; HAR, Title 11, Chapter 11-56 Nonpoint Source Pollution Control.
- EHA staff quickly mobilized and confirmed the reports of petroleum odor and contamination in the Navy's drinking water system on Oahu. The EHA marshaled its subject matter experts and surge capacity staff from the State Laboratory, Environmental Health Services, Environmental Management Division, Hazard Evaluation and Emergency Response Office, Environmental Information Management, and Environmental Resources, and other DOH offices to respond to the emergency and to ascertain the extent of the impact. Coordination, planning, operations, logistics, and finance tasks involve collecting, testing, and analyzing water samples, crisis communication, responding to public inquiries and complaints, GIS mapping, procurement, cost accounting, and coordination with the U.S. Navy, Hawaii Emergency Management Agency, U.S. Environmental Protection Agency (EPA), Centers for Disease Prevention and Control, Hawaii's Congressional delegation, and others.
- The Department of Health, the U.S. Navy, the U.S. Army, and the U.S. EPA established an Interagency Drinking Water System (IDWS) Team to restore

safe drinking water to affected Joint Base Pearl Harbor-Hickam (JBPHH) housing communities. The working group will ensure that the agencies are coordinated in actions to restore safe drinking water to Navy water system users and that they have a clear, coordinated source of information as work continues to restore safe drinking water. One of the first actions of the IDWS Team was to develop and sign a Sampling Plan that meets State of Hawaii and EPA drinking water standards.

- DOH Issued an order to the U.S. Navy to suspend operations at the Red Hill Bulk Fuel Storage Facility, take measures to treat contaminated drinking water at the Red Hill shaft, and safely remove fuel from the 20 underground storage tank facility at Red Hill.
- DOH is developing a new Hawaii hemp processing program to establish and regulate a system of registering hemp processors. The Interim Hemp Rules, Chapter 11-37 Hemp Processing and Hemp Products, HAR, became effective on August 9, 2021.
- DOH continues to take important steps in combatting climate change and towards achieving Hawaii's greenhouse gas (GHG) reduction goals by capping GHG emissions from Hawaii's largest stationary air pollution sources. To date, 19 air permits have been issued requiring 16% reductions in GHG emissions from these facilities.
- DOH staff continue to improve the ambient air quality monitoring network on the Big Island in response to Kilauea eruptions. The air monitoring network protects public health and safety by providing reliable and current air quality information to the public and emergency responders.

Health Resources Administration:

- As previously mentioned in the "General Administration" section, the Health Resources Administration served as the strategic lead in providing the expertise, support, and resources for the COVID-19 response for the State.
- Conducted 134 federal recertification surveys of Medicare-eligible healthcare facilities, 34 compliant inspections, 27 COVID-19 focused infection control (FIC) surveys, and 2 COVID-19 complaint investigations; and conducted 1,985 State licensing surveys and 231 complaint investigations of healthcare facilities and 51 investigations of unlicensed activities. FIC surveys were newly mandated by CMS to ensure timely compliance with CMS and CDC infection control requirements to prevent or minimize the spread of COVID-19;
- Initiated transfer of Emergency Medical Services from the State to the City and County of Honolulu on track for completion in FY 2023.
- Implemented new NEMSIS 3.4 pre-hospital medical record system statewide making Hawaii compliant with National standards, Hawaii Department of Transportation regulations and the Emergency Medical Services Division of the National Highway Transportation and Safety Administration.

- Initiated transport of Emergency Medical Services patients with non-emergent needs to approved alternative destinations on Oahu encouraging patient transport to the most appropriate destination, optimizing patient care while helping to decompress hospital emergency departments

Federal Funds

In general, the Department of Health's federal funding has remained relatively stable in FY22 with no significant adjustments anticipated in FY23. Increases in federal funding for FY22 are for the Department's COVID-19 pandemic response activities for the State.

Through a partnership with the Department of Budget & Finance, and Department of Defense-Hawaii Emergency Management Agency, DOH secured over \$100M in funding from the Federal Emergency Management Agency to support vaccination providers and testing services across the state. These funds reflect additional support for critical and urgent COVID-response activities above and beyond the allocations from the Centers for Disease Control and Prevention.

Environmental Health Administration:

Significant funding increases are anticipated for the Clean Water State Revolving Fund and Drinking Water State Revolving Fund from the Infrastructure Investment and Jobs Act of 2021, also known as the Bipartisan Infrastructure Law. The estimated total allotment for Hawaii for FY2022 is \$68,398,000 and \$401,465,000 over FY22-FY26. The funds will expand the ability to support eligible projects, remediate emerging contaminants, and replace lead service lines.

The Laboratory Preparedness and Response Branch (LPRB) of SLD is funded (except for one FTE) by Federal grants. During the past year LPRB has done whole genome sequencing and variant identification for COVID-19 cases. The speed and volume of variant identification for the State of Hawaii makes the State one of the leaders in these metrics nationwide. Rapid detection of the introduction of delta and omicron variants have enabled the Department of Health to make well-informed decisions about enhanced control measures. Federal funding has also enabled SLD to test large numbers of swab samples for the presence of SARS-CoV-2, in support of COVID-19 control activities led by the Disease Outbreak Control Division.

Health Resources Administration:

The Family Health Services Division received a \$2.2 million federal Pediatric Mental Health Care Access (PMHCA) grant. This grant provides the state \$445,000 a year for the next five years to address pediatric mental health care for children and youth ages 3 to 21 years. The purpose of the PMHCA program is to promote behavioral health integration into pediatric primary care using telehealth, which has increased tremendously during the COVID-19 pandemic in order to curb disease transmission and lessen the burden on hospitals and doctors' offices.

The Department has applied for various federal grants to address COVID-19 health disparities:

The National Initiative to Address COVID-19 Health Disparities Among Populations at High-Risk and Underserved, Including Racial and Ethnic Minority Populations and Rural Communities has four strategies that are being implemented through a departmental approach to expand testing and vaccination, to improve data collection and reporting, build infrastructure, and to mobilize partners and collaborators. (OT21-2103 “health equity grant.”) Budget Period 06/01/2021 to 5/31/2023. Total grant amount for two years: \$24,512,230.00.

The Community Health Workers for COVID Response and Resilient Communities (CCR) federal grant serves residents across the four counties to focus the efforts of community health workers (CHW) on communities that have disproportionately higher prevalence of COVID-19, lower vaccine participation, and are at higher risk for poor health outcomes, including but not limited to the priority population of Native Hawaiians, Other Pacific Islanders, and Filipinos (NHOPIF). This project will collaborate with governmental and community-based organizations to train, deploy, and engage community health workers (CHWs). (DP21-2109 Project Description). Budget Period 8/31/2021 to 8/30/2024. Total grant amount approved for year one: \$2,289,855.00 (Annual grant amount will be based on availability of funding from the CDC and satisfactory performance by the state. Grant total for three years is potentially \$6,869,565.00.)

Non-General Funds

Pursuant to HRS 37-47, below is a web link to the Department of Health’s non-general funds:

<https://health.hawaii.gov/orgchart/fy22-non-general-fund-reports/>

Budget Requests in Relation to Strategic Objectives, Goals and Performance Metrics

The COVID-19 pandemic has challenged DOH in its efforts to keep up with the increased demand for services provided by DOH. The economic downturn caused by the pandemic reduced general fund resources available to meet the increased demand for mental health services, pandemic response support and outreach, and the ongoing day-to-day operations of the DOH. With the slow reopening of the State to tourism, businesses, and other governmental and non-governmental functions, it is unclear when the State will be able to recover economically from the pandemic. With federal support through the CARES and ARPA funding, the DOH has been able to provide increased support and outreach and leverage the general fund resources for our critical non-pandemic program needs. As the federal funding for the COVID-19 pandemic is reduced, infrastructure needed to respond to and mitigate future public health emergencies will need to be funded to enable DOH to continue to meet its mission obligations, goals and objectives and to maintain a comprehensive and detailed actionable emergency plan. The Executive Supplemental Budget for FY 2023 for the Department of Health provides 20.57 new general funded FTE and \$23,128,774 in additional general funded resources. The approach taken in developing our budget request focused on core services previously not fully funded and difficulties encountered in maintaining services as a result of the COVID 19 pandemic and the subsequent economic downturn of the State. Biennium

funding requests that were not funded were also reviewed for consideration and re-submission in this supplemental budget request.

A few of the priority requests are highlighted below with background information.

Behavioral Health Administration:

OR-1 Additional operating funds for the new Hawaii State Hospital Forensic Building (\$3,487,633-A)

- Additional funding is being requested to cover increased expenses for the larger building and higher patient census including additional security guard services to monitor the building, maintenance contracts for infrastructure and patient treatment mall operations. Now that the facility is complete, a more thorough review of resources needed has been done, resulting in the request for additional funding. Nursing services at the hospital will add another patient unit, thus resulting in additional resources for security services. Additional security guards are needed to securely operate all areas of the forensic building, including the lobby entry/exit, monitor cameras and alarms from the central security center and perform dedicated patrols on all patient care units. Maintenance contracts for the facility must be issued to properly maintain the building. These maintenance contracts are for HVAC, elevators, Security CCTV and door access control systems, fire life safety, telephone and wi-fi system. Other costs include contracts for refuse collection, window washing, building utility costs, and patient treatment mall operations, housekeeping and central supplies.

OR-3 Increase the FTE from .50 to 1.00 for position 122752 Program Specialist IV to continue administer the Food and Drug Administration (FDA) Contract.

- An increase in the FTE is requested from .50 to 1.00 for position 122752, Program Specialist IV, which is fully federally funded through the Food and Drug Administration (FDA) Contract and approved by the FDA. Since 2017 the FDA contract to conduct tobacco retail inspections included a .50 FTE position 122752 Program Specialist IV. In 2018, the Alcohol and Drug Abuse Division converted temporary, exempt special project positions that would exceed five (5) years to temporary, civil-service positions. However, we have not been successful in recruiting qualified applicants, and those initially interested decline the position due to location and/or the part-time, temporary status of the position. A new four-year FDA contract was secured on September 20, 2020 to continue conducting tobacco retail inspections and includes funds for changing the .50 FTE Program Specialist IV position 122752 to a 1.00 FTE Program Specialist IV.

OR-12 Re-appropriate \$9,668,664 in FY22 to FY23 of one-time lapsing Section 9817 ARPA Funds to address ARPA requirement to supplement, not supplant existing state funds. (\$9,668,664 – A)

- Congress passed the American Rescue Plan Act of 2021 (ARPA, Public Law 117-2) to address the ongoing effects of the COVID-19 pandemic. Section 9817 of the ARPA provides a temporary 10 percentage point increase in the federal medical assistance

percentage (FMAP) for home and community-based services (HCBS), such as the Medicaid 1915(c) waiver operated by the Developmental Disabilities Division (DDD). §9817 of the ARPA frees up state dollars to be reinvested in the program. Funds attributed to the FMAP increase may be used to supplement, not supplant, existing state funds. DDD estimates that the ARPA FMAP increase will result in an additional \$14.6 million in federal funds and corresponding savings of an equal amount of state funds. These state dollars will be eligible for additional federal matching funds so the estimated total funding available for enhancing, expanding, and strengthening HCBS is more than \$30 million. The Centers for Medicare and Medicaid Services (CMS) gave states until March 31, 2024 to expend the funds based on an approved Spending Plan. This budget request will allow the State to ensure Maintenance of Effort requirements in §9817 of the ARPA. Based on public input, DDD will implement fourteen initiatives that will strengthen and enhance services and supports provided through 1915(c) Waiver for Individuals with Intellectual and Developmental Disabilities across the State.

UP-11 Transfer special funds to various programs to fund 6 unfunded permanent positions (-6.00/0.00A); (6.00;0.00B)

- A local survey of caregivers found that almost half of respondents are seeing a negative mental health impact on their kids due to the pandemic. This is observed mostly as depression and anxiety. Local emergency departments are also seeing a rise in admissions for adolescents for psychiatric reasons. These outcomes are similar to national findings. In early 2021 U.S. emergency departments saw a 51% and 4% increase in admissions for suspected suicide attempts for females and males respectively. Six (6) critical positions to CAMHD were defunded in the 2019 Legislative session. CAMHD is requesting that these 6 positions be changed from General Fund positions to Special Fund positions and funding be transferred to support the filling of these positions. Among these positions are the CAMHD Administrator. CAMHD has been operating with a temporarily assigned administrator since July 2019. While the work has been accomplished, this is not the ideal way to operate a Division providing mental health services to all youth within the state. In addition, there is a Planner and Contracts Specialist in the CAMHD Administration. There are also three (3) positions that are in the Family Guidance Centers in the State, two (2) of which are care coordinators that provide direct services to the youth, one in Waimea on the Big Island and one in Honolulu. The other is an Administrative Specialist in the Family Court Liaison Branch

Environmental Health Administration:

OR-32 Change MOF from special funds to general funds for 2.00 permanent Environmental Health Specialists for asbestos and lead regulation to avoid reduction-in-force (2.00 perm/0.00 temp/157,332A, -2.00 perm/0.00 temp/0B). The revenue and cash balance of the Asbestos and Lead Abatement special fund are not adequate to support these positions that perform essential functions.

OR-41 Add 1.00 permanent Engineer (Environmental) VI position and funds for program development and technical support in the Clean Air Branch (1.00 perm/0.00 temp/85,248B). This section supervisor position is crucial to address deficiencies in compliance with federal Clean Air Act requirements, including developing and implementing new state and federally mandated air programs, greenhouse gas and climate change requirements, and to provide technical support for Clean Air Branch operations and planning.

UP-10, FY-18, UP-15, FY-42, FY-43, FY-45, TO-26, TO-27, and OR-38 Add funds and transfer funds to provide budgeted salaries for 2.00 Vector Control positions on Kauai, 1.00 Food Safety position on Maui, 4.00 positions for Clean Air, 4.00 for Solid and Hazardous Waste, 1.00 for Clean Water, and 3.00 for State Laboratories. Funding the salaries for these essential positions will enable the programs to fill vacancies and retain incumbents to accomplish required workload. The salaries were defunded by Act 9, SLH 2020 and Act 88, SLH 2021.

OR-35 Restoration of Electricity Budget in State Laboratories Division (\$150,000A).

OR-36 Establish a DUI Laboratory for State Drug and Alcohol Toxicology Testing (0.00 perm/2.00 temp/\$102,101B). DOH supports legislation required to implement Act 196, SLH2021, enabling the creation of the State drug and alcohol toxicology testing laboratory. DOH supports enhanced efforts by the Department of Accounting and General Services (DAGS) to support and enable Federally funded construction projects for enhanced laboratory facilities at the SLD and at the Kauai District Health Laboratory. Federal funding for these critically needed facility enhancements must be spent by the end of October 2024. If DAGS can devote sufficient resources to the planning and approval steps, these projects could be completed on time and enable these laboratories to be prepared for future pandemics and other emergencies.

Health Resources Administration:

OR-6 Request to fully fund Disease Outbreak Division Chief and Deputy positions (\$36,040-A)

It is imperative to increase budget allocation to fully cover competitive salaries for the State Epidemiologist (DOCD Division Chief) and Deputy State Epidemiologist (Deputy DOCD Division Chief). These core public health positions study disease in populations, track the causes and consequences of infectious diseases and provide critical information for program and policy decisions. Historic salaries are not competitive and resulted in multiple year vacancies in critical DOCD leadership positions needed for developing and implementing strategies to strengthen and sustain the Division and Department. Inability to raise the budgeted salary would ultimately result in DOCD being unable to fill other vacancies that are budgeted under general funds. DOCD positions budgeted under general funds are all core positions required for efficient and effective administration of the Division as well as management of the portfolio of federal award funds the Division and other programs within the Department of Health have received for COVID-19 response. Additionally, without the ability to successfully recruit a qualified candidate

for the Deputy State Epidemiologist position, the burden of work on the State Epidemiologist and other DOCD program leads is unreasonable and further turnover is anticipated. The lack of backup to the State Epidemiologist compromises the State's ability to maintain current activities, including ongoing COVID-19 response, as well as the ability to respond to any new, emerging disease threats.

OR-29 Request to fund 3.00 positions and operational expenses for the Office of Medical Cannabis Control and Regulation (\$516,612) to ensure that products dispensed by medical cannabis licensees do not pose a health risk to patients and for public and patient education to prevent unintentional intoxication of children, impaired driving, and risks of cannabis use.

Capital Improvement Projects:

In FY23, CIP funds are being requested for the following projects at Kalaupapa:

- \$7,809,000 in construction funds is requested to close the second landfill at Kalaupapa. Design is already funded and in progress.
- \$945,000 in construction funds for the re-roofing of a warehouse facility and care facility currently in use.
- \$580,000 in design funds for the closure and removal of underground storage tanks.

The Executive Supplemental requests also include trade-off transfer requests which consist of housekeeping adjustments to reduce negative personal services adjustment budget lines and other housekeeping requests to fold in statutorily exempt positions and align the budget to previously acknowledged reorganizations. Federal fund adjustment requests are also being submitted to align the federal budget ceiling with updated actual and anticipated federal fund awards.

The DOH continues to address the health of our State through a combination of population health management and strategic partnerships to address the needs of our most vulnerable populations. We look forward to advancing Hawaii's health agenda through the leveraging of resources and capitalizing on health care reform options which support accessible, affordable, and quality health care.

Department of Health
Functions

Table 1

<u>Division</u>	<u>Description of Function</u>	<u>Activities</u>	<u>Prog ID(s)</u>	<u>Dept- Wide Priority</u>	<u>Statutory Reference</u>
CDPHND	Expands DOH services in all communities statewide on emergency preparedness/response, communicable disease, health promotion, disease prevention and school health. Focused on the health of populations, communities, and the individuals and families living in them to promote healthy lifestyle choices and assure access to public health nursing services. Community engagement informs DOH policy development/enforcement.	Provides multifaceted clinically skilled work that includes disease/health event investigation, health/ developmental screening, referral/follow up, outreach, home-visiting, case management, health/nursing consultation, surveillance of access sites, coalition building, community organizing, and advocacy across the lifespan for vulnerable populations with health conditions, optimizing health and preventing further disability.	HTH100/KJ	H	HRS Section 321-1.7
CDPHND	Manages, coordinates and provides statewide tuberculosis prevention, detection, intervention, and treatment to prevent and control tuberculosis and development of drug-resistant TB. Hawaii has the highest state incidence of tuberculosis, primarily related to immigration and migration.	Coordinates and provides screening for active TB disease and TB infection using TB skin testing, blood tests and X-rays. The clinic provides direct patient care for complex TB cases and oversees the treatment of cases in neighboring islands and the medical community. PHNs, MDs, pharmacists, and outreach workers evaluate, and monitor patient compliance with treatment protocols, as well as investigate and manage contacts of infectious TB cases. "TB Case Review", "TB Cohort Review" and other program evaluation tools provide comprehensive program evaluation and direction, and facilitate collection of relevant data for surveillance, statistical reporting and analysis of trends.	HTH100/DD	H	HRS Chapter 325.2; HAR Title 11, Chapter 164.2
CDPHND	Prevents the spread of Hansen's disease through case management, treatment and epidemiological follow up of new cases. Also provides case management to prevent and treat sequelae of Hansen's disease in accordance with statute. (87% of the HD Control Program is funded through federal funds).	Identifies and manages all new cases of Hansen's disease, providing diagnosis, treatment, epidemiological follow-up and case management. Prevents and treats HD-related complications and disabilities.	HTH100/DE	H	HRS Chapter 326; HAR Title 11, Chapter 168
CDPHND	Provides administrative services, program planning and legislative support for STD control. Administers programs for the surveillance, prevention and control of STDs statewide.	Provides STD prevention, diagnosis and treatment at the Diamond Head STD Clinic and statewide in collaboration with district public health offices, community based organizations and health care providers. Carries out STD case follow up and partner notification to prevent ongoing transmission and re-infection. Coordinates STD surveillance statewide and monitors emerging antimicrobial resistance to prevent treatment failures.	HTH100/DH	H	HRS Chapter 325
CDPHND	Provides administrative services, program planning and legislative support for HIV control. Administers programs for the surveillance, prevention and control of HIV statewide.	Provides HIV prevention, counseling, testing and referral to care statewide to reduce HIV transmission, directly and through contracts and collaboration with community agencies. Supports services for individuals with HIV to access appropriate medical care and prevention counseling to prevent ongoing transmission. Provides mandated surveillance of HIV/AIDS.	HTH100/DI	H	HRS Chapter 325
CDPHND	Provides a secure living environment and medical care for the patients of Kalaupapa in accordance with HRS Chapter 326.	Provides medical, and nursing services for Kalaupapa registry patients in Kalaupapa. Maintains infrastructure to support the Kalaupapa community, including housing, food, transportation, equipment, utilities, and emergency management.	HTH100/DG	H	HRS Chapter 326
CDPHND	Hale Mohalu on Oahu permits a higher level of medical care for the Kalaupapa patients than can be provided at the Kalaupapa nursing facility. Patients are also triaged or re-admitted to the Hale Mohalu health care facility on their way to/from tertiary care in the community hospitals and subspecialty medical outpatient care to ensure continuity of patient care.	Provides Kalaupapa patients with coordinated medical, nursing, and rehabilitative care, particularly for services on Oahu that cannot be provided in Kalaupapa.	HTH100/DF	H	HRS Chapter 326

Department of Health
Functions

Table 1

<u>Division</u>	<u>Description of Function</u>	<u>Activities</u>	<u>Prog ID(s)</u>	<u>Dept- Wide Priority</u>	<u>Statutory Reference</u>
CDPHND	Provides coordination, oversight, and policy direction for four distinct statewide programs that focus on prevention and control of HIV, tuberculosis, Hansen's disease, and sexually transmitted diseases as well as Public Health Nursing services and activities. Communicable disease control in this division requires careful approaches in difficult to reach populations that are characterized by immigration/migration, unfair stigmatization, poverty, or alcohol/drug abuse. Treatment to prevent transmission is often prolonged and may be life-long. Incorporating social and behavioral determinants of health are essential to this division's function.	Plans, directs, and reviews planning, programming and budgeting activities coordinating with departmental administrative offices, division branches, and other agencies. Reviews and recommends personnel actions, and investigates and resolves issues relating to employee grievances, program challenges and problems. Provides division-wide medical consultation, clinical direction through medical, nursing, and other public health standing orders, investigates and appropriately addresses public health/medical concerns for division programs, and reviews all division federal grants as principal investigator and financial officer.	HTH100/KE	H	HRS Section 321-1.7; HRS Chapters 325 and 326; HAR Chapters 156 and 164.2
CDPHND	Funds 2 RNs for medically fragile.	Provides multifaceted clinically skilled work that includes health event/disease investigation, health and developmental screening, referral and follow up, outreach, home-visiting, case management, nursing consultation, surveillance of access sites, coalition building, community organizing, and advocacy across the lifespan for vulnerable populations with health conditions, optimizing health and preventing further disability, with a focus on children with medically fragile conditions.	HTH100/KL	M	
DOCD	Division oversees three programs: Disease Investigation, Immunization and oversight of the EMSC (Emergency Medical Services for Children) grant. DOCD ensures the objectives and activities of each program, works in concert to enhance Hawaii's overall capacity to address the prevention and control of and preparedness and response to infectious diseases and other imminent health threats, both unintentional and intentional. Promotes and implements data modernization initiatives to build and improve information infrastructure for DOCD and other DOH programs. DOCD also works to strengthen collaborations in these endeavors between the Department of Health and multiple other partners, including clinical commercial laboratories, hospitals, schools, emergency management agencies, private organizations, and military among others, to address the threat of emerging infectious diseases and bioterrorism/man-made events.	Collaborates and conducts activities as needed to address issues such as preparedness and response to emerging threats (e.g., COVID-19, Ebola and Zika) of outbreak potential, infectious or otherwise, as well as more common infectious disease issues. Coordinates among programs to improve security, stability, interoperability, and usefulness of data systems to support disease surveillance and response functions.	HTH131/DA	H	HRS §321-4.3; §321-31; §325-5
DOCD	Immunization Branch promotes the use of vaccines to prevent the incidence and spread of infectious diseases; provides a central repository for statewide immunization information; assesses the impact of vaccine use on disease trends and spread; and conducts surveillance for and investigate vaccine-preventable disease cases/outbreaks. When available, the program also distributes and coordinates administration of federally provided vaccines (e.g., COVID-19, Vaccines for Children, Stop Flu at School).	Educate public health and providers regarding vaccines; order and distribute vaccines for mass vaccination campaigns (e.g., COVID-19); conduct Stop Flu at School (statewide school-located flu vaccination program); conduct school vaccine assessments; maintain vaccine-preventable disease surveillance; conduct vaccine-preventable disease investigations of cases/outbreaks (e.g., COVID-19, hepatitis A and mumps outbreak responses); maintain the Hawaii Immunization Registry (HIR) to capture immunization information statewide; order vaccine for the Vaccines for Children program through the HIR.	HTH131/DC	H	HRS §302A-1133; §302A-1154 to 1163; §321-29; §321- 32; §325-1 to 6; §325-8; §325-15; §325-32 to 38; §353-15 and Act 113

Department of Health
Functions

Table 1

<u>Division</u>	<u>Description of Function</u>	<u>Activities</u>	<u>Prog ID(s)</u>	<u>Dept- Wide Priority</u>	<u>Statutory Reference</u>
DOCD	Maintain surveillance of infectious and other diseases of public health importance to track disease incidence, trends, and impact on public health; investigate disease outbreaks and single cases of important or unusual diseases; recommend improved disease prevention methods to appropriate partners and implement measures to control disease spread; provide guidance for clinicians regarding diagnosis and treatment of infectious diseases.	Conducts routine foodborne (e.g., E. coli, Salmonella), flu, non-flu (COVID-19), and arboviral disease surveillance; maintain healthcare associated infections and antimicrobial resistance surveillance and collaborate with healthcare partners to strengthen infection control in health facilities and curb antimicrobial resistance; conduct investigations of and respond to outbreaks of non-vaccine preventable disease; educate the public and healthcare providers about diseases of concern.	HTH131/DJ	H	HRS §302A-1133; §321-29; §321-32; §325-1 to 6; §325-8; §325-15; §353-15
AMHD	Community Mental Health Center services.	Provision of statewide treatment, case management, and psychosocial rehabilitation services for adults with serious mental illness or are court ordered to the care of the Director of Health and are living in the community.	HTH420/VAR	H	Chapter 334, HRS
AMHD	Court ordered evaluation services.	Provision of court ordered examinations including fitness examinations and examinations for penal responsibility for defendants using an insanity defense. Conducts court ordered examinations for legally encumbered individuals ordered to Hawaii State Hospital before the court considers motions for Conditional Release.	HTH420/HG	H	Sections 704-404, 571-22, HRS
AMHD	Contracted services for adults with serious mental illness.	Provision of contracted services including community based case management services, crisis services, housing services, treatment services, and other rehabilitative services. The population served are adults with serious mental illness or are court ordered to the care of the Director of Health and are living in the community. Crisis services, including crisis line services, are also provided to the general population of the State.	HTH420/HO	H	Chapter 334, HRS
AMHD-HSH	Providing 24 hour/day care for individuals with severe mental illness deemed dangerous by a court and remanded to the custody of the Director of Health	The Hawaii State Hospital (HSH) is the only state operated acute psychiatric hospital in Hawaii, and serves patients from all islands in the State. The hospital is licensed by the State of Hawaii, Department of Health, accredited by The Joint Commission and operates 202 licensed beds for the treatment of seriously mentally ill adults (at least eighteen years of age), who have been court committed to the facility for care and treatment. Many of the psychiatric patients have medical co-morbidities and/or substance abuse disorders which could lead to potential health risks that may require medical care and treatment.	HTH430/VAR	H	Chapter 334, HRS

Department of Health
Functions

Table 1

<u>Division</u>	<u>Description of Function</u>	<u>Activities</u>	<u>Prog ID(s)</u>	<u>Dept- Wide Priority</u>	<u>Statutory Reference</u>
ADAD	HTH440/HO consists of State, federal, and special funds that are contracted to provide substance abuse prevention and treatment services statewide.	Unlike other agencies, ADAD does not provide direct services; all substance abuse prevention and treatment services are procured and contracted. It is important to note that reductions in General Funds may generate a corresponding dollar-for-dollar reduction in federal Substance Abuse Prevention and Treatment (SAPT) Block Grant funds, which will significantly reduce the number of participants served in substance abuse prevention activities, and adults and adolescents who can be admitted for substance abuse treatment services.	HTH440/HO	H	Part XVI (Sections 321-191 thru -198) of Chapter 321 HRS, relating to substance abuse; Section 329-40 HRS, relating to methadone treatment programs; Sections 321-191 and -194; Sections 329-2, -3, and -4; and Sections 334-10 and -11, HRS, relating to the Hawaii Advisory Commission on Drug Abuse and Controlled Substances (HACDACS); Sections 321-16.5 and 321-16.6, relating to special treatment facilities and therapeutic living programs, respectively; Chapter 42F, HRS, relating to grants and subsidies; Chapter 103F, HRS, relating to purchases of health and human services. Public Health Service Act, Title XIX, Part B, Subpart II & III, SAPT Block Grant; P.L. 102-321 ADAMHA Reorganization Act; P.L. 106-310 Amendments to the Public Health Service Act; P.L. 116-260, Coronavirus Response and Relief Supplement Appropriations Act of 2021; P.L. 117-2, American Rescue Plan Act of 2021; Section 711 of the Social Security Act (42 USC 711(c)); P.L. 104-191, Health Insurance Portability and Accountability Act (HIPAA) of 1996; P.L. 103-62, Government Performance Results Act (GPRA) of 1993; 45 CFR Part 96.45, 96.51, and 96.120-121 SAPT Block Grant Interim Final Rule; 42 CFR Part 2, Confidentiality of Alcohol and Drug Abuse Patient Records; 45 CFR Part 96.130 Tobacco Regulation of SAPT Block Grant; 42 CFR Part 54 and 54a, Charitable Choice provisions; final rule.
ADAD	HTH440/HD Organizational functions are: Administration; Administrative Management Services Office, Quality Assurance and Improvement Office, and the Planning, Evaluation, Research and Data Office.	Division Administration develops, coordinates and supports the implementation of innovative substance abuse services and programs, and directs the Division's legislative program and activities on substance abuse, and provides effective intra- and inter-departmental coordination. The Administrative Management Services Office oversees the Division budgeting, financial management, and human resources functions. The Quality Assurance and Improvement Office develops and implements a system-wide quality assurance and improvement program that incorporates staff, community, and consumer involvement. The Planning, Evaluation, Research and Data Office plans, coordinates, and conducts planning, evaluation, research and data collection and analysis to support the development of policies, programs, state plans and services related to substance abuse.	HTH440/HD	H	Part XVI (Sections 321-191 thru -198) of Chapter 321 HRS, relating to substance abuse; Section 329-40 HRS, relating to methadone treatment programs; Sections 321-191 and -194; Sections 329-2, -3, and -4; and Sections 334-10 and -11, HRS, relating to the HACDACS; Section 329E-6, relating to opioid prevention and emergency response; and Sections 321-16.5 and 321-16.6, relating to special treatment facilities and therapeutic living programs, respectively. Public Health Service Act, Title XIX, Part B, Subpart II & III, SAPT Block Grant; P.L. 102-321 ADAMHA Reorganization Act; P.L. 106-310 Amendments to the Public Health Service Act; P.L. 116-260, Coronavirus Response and Relief Supplement Appropriations Act of 2021; P.L. 117-2, American Rescue Plan Act of 2021; Section 711 of the Social Security Act (42 USC 711(c)); P.L. 104-191, Health Insurance Portability and Accountability Act (HIPAA) of 1996; P.L. 103-62, Government Performance Results Act (GPRA) of 1993; 45 CFR Part 96.45, 96.51, and 96.120-121 SAPT Block Grant Interim Final Rule; 42 CFR Part 2, Confidentiality of Alcohol and Drug Abuse Patient Records; 45 CFR Part 96.130 Tobacco Regulation of SAPT

Department of Health
Functions

Table 1

<u>Division</u>	<u>Description of Function</u>	<u>Activities</u>	<u>Prog ID(s)</u>	<u>Dept- Wide Priority</u>	<u>Statutory Reference</u>
ADAD	HTH440/HT consists of the Treatment and Recovery Branch that oversees the planning, development, and contracting of substance abuse treatment, intervention, and recovery services, monitoring of contracted providers and services; provision of consultant services and technical assistance related to substance abuse prevention, intervention, and treatment to the public and private sectors; and education of the public and private sectors regarding prevention and clinical issues in the substance abuse field. HTH440/HT was transferred out from old Org Code and Program ID HTH440/HR to align the positions and funds with the ADAD Reorganization.	The Treatment and Recovery Branch (TRB) coordinates, develops and administers programs that promote access to clinically sound and cost-effective substance abuse treatment, recovery and support services. TRB provides consultation and collaborates and coordinates substance abuse treatment services with other organizational segments of the division, other divisions, other state departments, community groups, and service providers. It is important to note that reductions in General Funds may generate a corresponding dollar-for-dollar reduction in federal SAPT Block Grant funds, which will significantly reduce the number of participants served in substance abuse prevention activities, and adults and adolescents who can be admitted for substance abuse treatment services. TRB also administers special projects, including but not limited to the Hawaii Screening, Brief Intervention and Referral to Treatment (SBIRT) Project and the Hawaii Opioid State Targeted Response (STR) Project.	HTH440/HT	H	Sections 321-16.5 and 321-16.6, HRS, relating to special treatment facilities and therapeutic living programs, respectively. Part XVI (Sections 321-191 thru -198) of Chapter 321 HRS, relating to substance abuse; Section 329-40 HRS, relating to methadone treatment programs; Sections 321-191 and -194; Sections 329-2, -3, and -4; and Sections 334-10 and -11, HRS, relating to the HACDACS; Section 329E-6, relating to opioid prevention and emergency response; Chapter 42F, HRS, relating to grants and subsidies; and Chapter 103F, HRS, relating to purchases of health and human services. Public Health Services Act, Title XIX, Part B, Subpart I & III, SAPT Block Grant; P.L. 102-321 ADAMHA Reorganization Act. P.L. 106-310 Amendments to the Public Health Service Act; P.L. 116-260, Coronavirus Response and Relief Supplement Appropriations Act of 2021; P.L. 117-2, American Rescue Plan Act of 2021; Section 711 of the Social Security Act (42 USC 711(c)); P.L. 104-191, HIPAA of 1996; P.L. 103-62, GPRA of 1993; 45 CFR Part 96.45, 96.51, and 96-120-121 SAPT Block Grant Interim Final Rule; 42 CFR Part 2, Confidentiality of Alcohol and Drug Abuse Patient Records; 45 CFR Part 96.130 Tobacco Regulation of SAPT Block Grant; 42 CFR Part 54 and 54a Charitable Choice provisions, final rule.
ADAD	HTH440/HU consists of the Prevention Branch that develops, maintains, and implements a comprehensive statewide plan for substance abuse prevention services; coordinates and collaborates in the planning and implementation of effective substance abuse prevention services with community groups, private and public agencies, federal funding sources, and consumers; and provides knowledge and expertise in the field of substance abuse prevention and assures technology transfer to support and improve substance abuse prevention services.	The Prevention Branch (PB) develops performance standards and outcomes to be achieved by service providers contracted to provide substance abuse prevention services in compliance with federal and state requirements; develops, executes, and monitors contracts for substance abuse prevention services; provides substance abuse prevention related consultation and assistance to other divisions within the Department, other state departments and private sector organizations; collaborates and coordinates substance abuse prevention services with other organizational segments of the division, other state departments, community groups, and service providers; provides substance abuse prevention expertise in securing and administering public or private funds and grants; and administers special projects, including but not limited to the Strategic Prevention Framework - Partnerships for Success (SPF- PFS) and the Hawaii State Tobacco Enforcement Contract (FDA).	HTH440/HU	H	Part XVI (Sections 321-191 thru -198) of Chapter 321 HRS, relating to substance abuse; Sections 321-191 and -194; Sections 329-2, -3, and -4; and Sections 334-10 and -11, HRS, relating to the HACDACS; Section 329E-6, relating to opioid prevention and emergency response; Chapter 42F, HRS, relating to grants and subsidies; and Chapter 103F, HRS, relating to purchases of health and human services. Public Health Services Act, Title XIX, Part B, Subpart II & III, SAPT Block Grant; P.L. 102-321 ADAMHA Reorganization Act; P.L. 106-310 Amendments to the Public Health Services Act; P.L. 116-260, Coronavirus Response and Relief Supplement Appropriations Act of 2021; P.L. 117-2, American Rescue Plan Act of 2021; Section 711 of the Social Security Act (42 USC 711(c)); P.L. 104-191, HIPAA of 1996, P.L. 103-62, and 96.120-121 SAPT Block Grant Interim Final Rule; 42 CFR Part 2, Confidentiality of Alcohol and Drug Abuse Patient Records; 45 CFR Part 96.130 Tobacco Regulation for SAPT Block Grant; 42 CFR Part 54 and 54a, Charitable Choice provisions; final rule.

Department of Health
Functions

Table 1

<u>Division</u>	<u>Description of Function</u>	<u>Activities</u>	<u>Prog ID(s)</u>	<u>Dept- Wide Priority</u>	<u>Statutory Reference</u>
CAMHD	Provide for the administration of the Child and Adolescent Mental Health Division (CAMHD), including legislative functions, planning, compliance with state and federal rules, and maintaining critical services for the youth in the state	The CAMHD Administration Office is comprised of the Division Administrator and Secretary; the Clinical Services Office (CSO) which is comprised of the Medical Director, Lead Psychologist, Psychiatrists, Psychologists, Social Workers and Clerical Support; The Healthcare Systems Management Office (HSMO) which is comprised of IT staff, Quality Assurance Staff and clerical support; Program Improvement and Communications Office (PICO), which is comprised of the Lead Research and Evaluation Specialist, Planner, Provider Relations Liaison, Digital Marketing Specialist, Public Information Specialist and clerical support; Central Administrative Service Office (CASO), which is comprised of the Administrative Officer, accountants, contracts staff, personnel staff and clerical and accounting staff; and a Federally Funded Substance Abuse Mental Health Services Administration grant (Data to Wisdom (D2W) which is comprised of a Project Director, Clinical Data Director, Social Marketer, Program Development Specialists, and clerical support.	HTH460/HF	H	
CAMHD		The CSO oversees the critical placements and issues with clients, staff training, and program reviews statewide, within the Division as well as contracted providers. The HSMO provides facility certification and credentialing of CAMHD staff and contracted providers, adjudication of all billing to insurance companies for appropriateness and proper documentation, management of the Electronic Health Record and quality assurance. PICO provides communication and provider relations, web based content and research and evaluation of data to provide better care to the youth, and public legislative review.	HTH460/HF	H	HRS Chapter 321-171 through 176 and 334-3
CAMHD		CASO handles all contracting, procurement, fiscal and personnel matters. D2W is a program through a federal grant dedicated to the development of outcome measures to better treat the youth within the system of care; continuance of the wraparound program started with Kaeru to provide the peer support to youth and; to guide and implement the Trauma Focused Task Force within the State.	HTH460/HF	H	

Department of Health
Functions

Table 1

<u>Division</u>	<u>Description of Function</u>	<u>Activities</u>	<u>Prog ID(s)</u>	<u>Dept- Wide Priority</u>	<u>Statutory Reference</u>
CAMHD	Support functions to CAMHD registered clients that do not have funding for other supports through Federal Funded Programs.	These funds are used to fund the federally mandated program for First Episode Psychosis for adolescents and young adults; support and contracts for mental health services for youth without homes; the Family Support Organization Contract; staff and contracts for trauma informed care; Telehealth and Electronic Health Record equipment; staff to support evaluation and information systems; a coordinator for the Hawaii Interagency State Youth Network of Care (an organization promoting partnerships, community outreach and needs assessment); and clinical training and education. Medicaid Funding is used to provide contracted Mental Health Services to the children and adolescents across the state of outpatient and inpatient services, along with General Fund monies for those youth that do not meet the Medicaid eligible criteria, the state match and the costs that exceed the Medicaid rates to provide the services to the youth.	HTH460/HO	H	HRS Chapter 321-171 through 176 and 334-3
CAMHD	Provide for the localized clinical care coordination throughout the state to the children and adolescents needing mental health services	These functions are located in the Oahu Services Branch, Family Court Liaison Branch, Neighbor Island Services Branch and Family Guidance Centers statewide. The positions consist of Branch Chiefs, Center Chiefs, Supervisors, Human Service Professionals/Social Workers, Administrative Specialists and clerical staff. The HSP/SW provides all care coordination/case management to the registered clients. The Administrative Specialist handles all local fiscal, personnel and office management matters, the Center Chief oversees day to day running of the Center and the Branch Chief oversees the day to day running of the Branch.	HTH460/HE HTH460/HS HTH460/HV	H	HRS Chapter 321-171 through 176 and 334-3
CAMHD		Although the Psychiatrist, Psychologist and Quality Assurance Specialist are all located in the Administration of CAMHD, they are physically located within the FGC. The Psychiatrist and Psychologist provide clinical leadership to the clinical staff and direct services to the clients, including assessments, therapy and medication management. The Quality Assurance Specialist provides for uniform management, clinical data assemble and business management practice purposes, with consistent quality assurance across the Division.	HTH460/HE HTH460/HS HTH460/HV	H	
AMHD	Division administrative services.	Provides for the leadership, fiscal activities, human resources activities, contracting activities, planning, evaluation, monitoring, utilization management, quality management, performance improvement, policy setting, and executive management of the Adult Mental Health Division.	HTH495/HB	H	Chapter 334, HRS

Department of Health
Functions

Table 1

<u>Division</u>	<u>Description of Function</u>	<u>Activities</u>	<u>Prog ID(s)</u>	<u>Dept- Wide Priority</u>	<u>Statutory Reference</u>
DDD	Purchase of Service Contracts include: Long-term Adult Supports and Services, Crisis Services and Residential Supports. Developmental Disabilities Domiciliary Homes - 128 five bed group homes and apartments that house individuals with severe medical, developmental and intellectual disabilities who qualify for institutional care. These services are required under HRS Section 333F-2. Crisis Contract provides emergency response, crisis stabilization and crisis residential to individuals in DDD who may experience a mental health or family crisis.	Purchase of service programs (health and human services) for those individuals not eligible or awaiting eligibility determinations for Medicaid 1915(c) waiver services. The goals for purchasing the service programs include ensuring individuals' health and safety, and increasing individuals' natural supports, ability to be integrated into the community, self-determination and independence. Crisis services focus on ensuring physical and psychological safety, and preventing placement disruptions.	HTH501/CM	H	Chapter 333F, HRS
DDD	Medicaid 1915(c) Home and Community-Based Services (HCBS) Waiver serves individuals with moderate to profound intellectual and developmental disabilities (I/DD) who would otherwise receive services in an institution due to the severity of their cognitive and/or physical disabilities. Services provided in homes and communities include personal assistance/habilitation, community learning services, emergency stabilization services, respite, employment supports, training and consultation, specialized medical equipment, home and vehicle modification, adult day health, and private duty nursing. The HCBS waiver provides services for over 3000 people per year in the community at a cost that is significantly lower than the cost of institutional care. The State currently receives Federal Financial Participation (FFP) at the FY2021 rate of 53.02%	State match for Title XIX of the Social Security Act Medical Assistance program to operate the Medicaid 1915(c) Home and Community Based Services (HCBS) Waiver. The 1915(c) HCBS waiver must meet all requirements of the Medicaid Community Integration Final Rule in order to draw down Federal Medical Assistance Percentages (FMAP). DDD operates an array of HCBS services that support individual with substantial intellectual and developmental disabilities to live in the community versus in institutional settings. Due to new and increasing oversight and enforcement of federal requirements, DDD has instituted a number of modernizations to the HCBS waiver including updates to service requirements to enhance oversight and support community integration, instituting new services to increase participation in the community, building of more person-centered case management practices, adoption of the Supports Intensity Scale (SIS) assessment to align individuals' budgets with their support needs, and aligning provider payment rates with the actual costs of service provision.	HTH501/CN	H	Chapter 333F, HRS
DDD	Directs the administration of the statewide case management system for persons with intellectual and developmental disabilities and their families including overall planning, budgeting, coordination and management of the Case Management Branch.	Administers the statewide case management system for persons with I/DD and their families or guardians. Ensures the development of person-centered plans for all clients in the DDD system through the development of policy and procedures, development and consistent implementation of standards, and a supervisory system. Develops and maintains standardized forms for use in the client management system. Administers Branch budget and fiscal policies and procedures in compliance with State and departmental directives. Ensures case management compliance with the requirements of the Medicaid 1915(c) Home and Community Based Services waiver. Provides clinical processes for case managers to interact with the Clinical and Eligibility Determination Staff to support interdisciplinary teaming for people with complex needs.	HTH501/CU	H	Chapter 333F, HRS
DDD	The Community Resources Branch oversees the development of resources, services, and supports for DDD individuals with I/DD including assuring implementation and quality of the Medicaid HCBS Waiver by the provider network, and resources to assist individuals with housing, employment, and activities for self-determination and full community integration. Provides overall budget management and administration of the Branch. Oversees the Neurotrauma Program in accordance with HRS § 321H.	Oversees the development, application process and reporting requirements of required assurance for the Medicaid 1915(c) Home and Community Based Services waiver. Develops and monitors 1915(c) waiver standards for the provider network. Initiates and coordinates the development of new and existing resources and services for individuals with I/DD in the areas of housing, employment, and self-determination, including community integration activities.	HTH501/CV	H	Chapter 333F, HRS Chapter 321H, HRS

Department of Health
Functions

Table 1

<u>Division</u>	<u>Description of Function</u>	<u>Activities</u>	<u>Prog ID(s)</u>	<u>Dept- Wide Priority</u>	<u>Statutory Reference</u>
DDD	The HCDSB operates dental clinics and performs dental treatment for institutionally and community placed disabled persons who have very limited access to private sector dental services. Access is limited for adults with developmental, behavioral and medical problems due to a high risk of health complications and a lack of reimbursement for dental care for this population.	HCDSB is the only state dental program that provides direct dental treatment services to the community. HCDSB provides dental treatment services for adults (over 20 years old), and for Medicaid patients who are classified as aged (over 65 years old), blind, disabled or other special needs who lack access to private sector dental services. HCDSB provides dental services to patients who reside at Hawaii State institutions, including the Hawaii State Hospital, Leahi Hospital, and Kalaupapa Settlement, as well as to patients who reside in the community. HCDSB has five (5) dental clinics located at the Department's Health Centers on Oahu (Diamond Head, Lanakila, Leeward, and Windward), and the Hawaii State Hospital. Currently there are no dental clinics located on the Neighbor Islands. In addition to the dental services provided at the HCDSB clinics, dental procedures will now be provided (limited) in a hospital setting under general anesthesia as needed.	HTH501/ED	H	Dental Health - Sec. 321-61 to 63, HRS
DDD	The Outcomes and Compliance Branch (OCB) oversees the DDD Quality Assurance and Improvement Program (QAIP), monitors case management functions as required by the Medicaid HCBS Waiver, oversees the adverse events reporting and management system, manages first level service and eligibility appeals and mortality reviews, maintains a training program for DDD, coordinates the National Core Indicator assessments, certifies Adult Foster Homes, investigates and resolve complaints, and operates the DDD utilization management program.	OCB oversees the DDD quality assurance and improvement program, which is the overarching structure for managing quality and implementing program improvements based on systematic monitoring and tracking and analysis of data trends and patterns. The QAIP conducts ongoing and regular internal monitoring to review processes and measures to continuously improve services. To ensure quality client outcomes using best practices this section develops, monitors and evaluates quality improvement processes that is data driven. OCB conducts consumer and family surveys. Training needs are identified based on critical measures and outcome analysis and implement the National Core Indicator (NCI) Project. OCB is responsible for monitoring DDD case management practices, programs and participants' outcomes, and certifies Adult Foster Homes and caregivers in accordance with HAR. The OCB Training Unit provides training for DDD staff, participants, and their families to support the core initiatives of the Division and staff competencies at all levels.	HTH501/JA	H	Chapter 333F, HRS,
DDD	Per Section 321H-2 HRS, the Department of Health shall develop services for survivors of neurotrauma injuries. This statute establishes a special fund from traffic fines to identify and meet the needs of persons with severe neurotrauma and with oversight from two advisory boards to administer the neurotrauma special fund. This CRB branch utilizes this fund to: 1) provide education for the prevention of neurotrauma; 2) assist individuals and family members to obtain services; 3) maintain a Registry of Incidents, prevalence, and outcomes for survivors of traumatic brain injury; and 4) contract to provide peer mentoring for survivors to reintegrate into the community. It is critical that this resource be available as there are no other supports to address the needs of traumatic brain injury survivors.	Develops, implements and monitors a comprehensive system of statewide supports to address the needs of people with Neurotrauma injury and their families.	HTH501/JN	H	Chapter 321H, HRS

Department of Health
Functions

Table 1

<u>Division</u>	<u>Description of Function</u>	<u>Activities</u>	<u>Prog ID(s)</u>	<u>Dept- Wide Priority</u>	<u>Statutory Reference</u>
DDD	DDD case management system is governed by Section 333F-2 mandating DOH to "develop, lead, administer coordinate, monitor, evaluate & set direction for a comprehensive system of supports & services for persons with developmental disabilities or intellectual disabilities....." Case managers provide critical functions on all islands serving 3,500 individuals with intellectual and developmental disabilities (I/DD). Case managers ensure quality care & services are delivered and health and safety of participants is ensured.	Provides case management system across the State to persons with intellectual and developmental disabilities (I/DD) and their families and guardians. Works with persons with I/DD and their families to identify what is important to the person; identify what supports the person has, wants, needs; identify what supports are necessary to assure the individual's health and safety and well-being; assist individuals in developing a plan to support them in their desired life; and assists individuals in obtaining supports and services needed. Case managers are responsible for core 1915(c) waiver requirements including ensuring choice of providers, using assessments to understand needs, family engagement and communication, development of person-centered plans based on assessed needs, ensuring services are authorized and delivered, monitoring of individualized supports budgets, monitoring and responding to any change in person's conditions or life situation, responding to crisis situations, coordinating with hospitals around psychiatric admissions as well as across-the-board, discharge plannings, locating residential placements when necessary. As well, case managers work with DDD participants that are not in the 1915(c) waiver.	HTH501/JO HTH501/JQ HTH501/JR HTH501/JS	H	Chapter 333F, HRS
DDD	Provides overall administration of the DD Division including legislative functions, planning, compliance with state and federal statutory and regulatory requirements, implementing terms of the DHS/Med-QUEST Division Memorandum of Agreement to operate the Medicaid 1915(c) HCBS waiver and maintaining critical services for more than 3,500 individuals statewide per HRS Chapter 333F. These include the Division Administrator, Medical Director, Administrative Officer, Contracts Management, Compliance Officer, Planning and, Case Management System IT Project Management, Divisional secretarial support.	Administers, directs and leads the programs and activities of the Division to comply with all applicable federal and state statutes including Hawaii Revised Statutes 333F and 321H; develops, plans and coordinates all aspects of programs, services and activities statewide through ensuring the maximization of desired outcomes and national best practices; directs and plans policy, research and data activities; implements administrative and budgeting activities, payment and personnel systems, procurement and contracts; provides project management for the DDD IT case management system; conducts planning, policy, and research; implements the clinical and eligibility determination system; and provides compliance consultation and activities for all legal settlement agreements and litigation issues.	HTH501/KB	H	Chapter 333F, HRS; Chapter 321H, HRS
DCAB	Establish guidelines for the design of buildings and facilities by or on behalf of the State and counties in accordance with Section 103-50.	Administer the Hawaii Administrative Rules, Title 11, Chapter 216, "Disability and Communication Access Board Rules of Practice and Procedures."	HTH520/AI	H	HRS §348-7, HRS §103-50
DCAB	Provide review and recommendations on all state and county plans for buildings and facilities, in accordance with Section 103-50.	Review State and county construction documents. Review and decide upon site specific alternate design requests, per the public hearing process, for Section 103-50, Hawaii Revised Statutes projects.	HTH520/AI	H	HRS §348-7, HRS §103-50
DCAB	Establish guidelines for the utilization of communication access services provided for persons who are deaf, hard of hearing, or deaf-blind in state programs and activities. Guidelines include, but are not limited to, determining the qualifications of interpreters who may provide services, the amount of payments to interpreters, and the credentialing of interpreters who do not hold national certification via state screening process.	Administer the Hawaii Administrative Rules, Title 11, Chapter 218, "Communication Access Services for Persons who are Deaf, Hard of Hearing, and Deaf-Blind." Administer the Hawaii Quality Assurance System Test and Continuing Education Program for sign language interpreters.	HTH520/AI	M	HRS §348-7
DCAB	Administer the statewide program for parking for disabled persons, in accordance with Part III of Chapter 291.	Administer the Hawaii Administrative Rules, Title 11, Chapter 219, "Parking for Persons with Disabilities." Administer the issuance of parking permits and identification cards to applicants with disabilities.	HTH520/AI	H	HRS §348F, HRS §291, Part III

Department of Health
Functions

Table 1

<u>Division</u>	<u>Description of Function</u>	<u>Activities</u>	<u>Prog ID(s)</u>	<u>Dept- Wide Priority</u>	<u>Statutory Reference</u>
DCAB	Serve as the designated state agency to coordinate the efforts of the State to comply with the requirements of the Americans with Disabilities Act (ADA) for access to services, employment, telecommunications, and facility and site design.	Coordinate ADA activities among the Executive branches of State Government. Administer and issue the ADA Curriculum for State and County Government Entities and Programs and Services Manual to ADA coordinators. Assist Department of ADA Coordinators resolve complex ADA-related complaints or situations.	HTH520/AI	H	HRS §348-3
DCAB	Provide technical assistance and guidance to, but not limited to, state and county entities in order to meet the requirements of state, federal, and county laws providing for access for persons with disabilities through public education programs and other voluntary compliance efforts.	Provide technical assistance and guidance in Civil Rights & Justice - ADA Coordination and Systems Advocacy, Outreach and Public Education to the Design Community, Policy and Code Analysis and Development, Communication Access and Advocacy, Accessible Parking Enforcement, Public Education and Awareness, Special Parent Network Information Network - Parent Access to Information on Educational Rights, Special Education Advisory Council Support, Emergency Preparedness, Transportation and Travel and Community Living and Employment.	HTH520/AI	H	HRS §348-3
FHSD	Women, Infants and Children Program (WIC)	To improve the nutritional health of eligible women infants and children by providing quality nutrition education, high risk counseling, breastfeeding promotion and education, health and social services referrals and supplemental foods.	HTH 560/GI	H	HRS § 321-31 (Preventive Medicine) (P.L. 111-296)
FHSD	Maternal and Child Health Administration	Includes Chief, secretary, and administrative support staff. Oversees two sections administering MCH programs ensuring availability, adequacy, and quality services. Collects data, provides statistical analysis, and disseminates information to monitor and evaluate efficacy of services. Administrative support activities for the branch including personnel services, procurement oversight, and accounting.	HTH560/CW	H	N/A
FHSD	Home Visiting	The Maternal, Infant, and Early Childhood Home Visiting (MIECHV) program facilitates collaboration and partnership at the federal, state, and community levels to improve health and development outcomes for at-risk children through evidence-based home visiting programs.	HTH560/CT	H	HRS 321-37, Child Abuse and Neglect Prevention; HRS 321-327, Home Visiting Program
FHSD	Women's and Reproductive Health	Administers a statewide system of health services to address the needs of high-risk populations including adolescents, men, women, and hard to reach populations in their reproductive years. Promotes strategic planning methods that engage community services and stakeholders and addresses health disparities impacting access to quality care across the lifespan. The Reproductive Health Services Unit assists individuals in determining the number and spacing of their children and promotes positive birth outcomes and healthy families. The education, counseling and medical services available through state funded clinical programs assist with achievement of this goal. The Perinatal Support Services Program strives to reduce factors that contribute to infant mortality and provides an array of services to address risk factors that lead to poor birth outcomes. The Adolescent Health Unit partners with teen serving community organizations, parents, and teens to identify priorities for advancing adolescent health and leverages grants and funding, trainings, and cross-sector programming to build community capacity to address and improve adolescent health across the state.	HTH560/CW	H	N/A

Department of Health
Functions

Table 1

<u>Division</u>	<u>Description of Function</u>	<u>Activities</u>	<u>Prog ID(s)</u>	<u>Dept- Wide Priority</u>	<u>Statutory Reference</u>
FHSD	Family Support & Violence Prevention.	Administers a statewide system of family support, positive parenting, and violence prevention programs across the lifespan for prenatal, infants, youth, and adults. Develops initiatives and training/education on family and intimate partner violence prevention through partnerships with public-private agencies. Administers Domestic Violence & Sexual Assault Special Fund, Child Death Review, Domestic Violence Fatality Review, Hawaii Children's Trust Fund, and 2 federal grants: Rape Prevention and Education and Community-Based Child Abuse Prevention (CBCAP). The CBCAP program supports community-based efforts to develop, operate, expand, enhance, and coordinate initiatives, programs, and activities to prevent child abuse and neglect and to support the coordination of resources and activities to better strengthen and support families to reduce the likelihood of child abuse and neglect.	HTH560/CF	H	HRS 321-341, Child Death Review; HRS 321-472, Domestic Violence Fatality Review; HRS 321-1.3, Domestic Violence and Sexual Assault Special Fund; HRS 350B, Hawaii Children's Trust Fund; HRS 321-37, Child Abuse and Neglect Prevention.
FHSD	Children with Special Health Needs	Children with Special Health Needs Branch works to improve access for children and youth with special health care needs (CYSHCN) to a coordinated system of family-centered health care services and improve outcomes, through systems development and supporting families to meet their health and developmental needs. Children and Youth with Special Health Needs Section both supports system development and provides direct "safety net" services (including service coordination, clinics, and financial assistance for pediatric specialty services) for CYSHCN age 0-21 years. Newborn Metabolic Screening Program assures that infants born in Hawaii are screened for disorders with serious consequences such as intellectual disability or death, and provides tracking and follow-up. Newborn Hearing Screening Program assures that infants born in Hawaii are screened for hearing loss, and provides tracking and follow-up. Genetics Program promotes prevention, detection, and management of genetic disorders; provides genetics education; and works to improve access to genetic services. Birth Defects Program collects information to monitor birth defects statewide. Childhood Lead Poisoning Prevention Program works to reduce lead exposure, by strengthening blood lead testing, surveillance, education, outreach, and linkage to services.	HTH560/CC	H	HRS §321-51 to 54 (Children with Special Health Needs); HRS §321-291 (Newborn Metabolic Screening); HRS §321-361 to 363 (Newborn Hearing Screening); HRS §321-421 to 426 (Birth Defects Program)
FHSD	Early Intervention	Early Intervention Section (EIS) provides early intervention (EI) services for infants and toddlers age 0 to 3 years with a developmental delay or a medical condition that has a high probability of a developmental delay if EI services were not provided. EI services are delivered statewide through 18 EI Programs that are State-operated (3) or contracted (15) providers for specified geographical areas. EI services mandated under federal law include but are not limited to, assistive technology; family training, counseling, home visits; nutrition services; occupational therapy; physical therapy; psychological services; service coordination; social work; special instruction; and speech-language services.	HTH560/CG	H	HRS 321-357, Early Intervention; P.L. 108-446, the Individuals with Disabilities Education Act (IDEA), Part C.

Department of Health
Functions

Table 1

<u>Division</u>	<u>Description of Function</u>	<u>Activities</u>	<u>Prog ID(s)</u>	<u>Dept- Wide Priority</u>	<u>Statutory Reference</u>
FHSD	Family Health Services Administration	Provides administrative & programmatic oversight to MCH, CSHN, & WIC Branches. Administers Title V MCH Block Grant, Primary Care Office (PCO), Rural Health, Critical Access Hospital (CAH), Medicare Rural Hospital Flexibility Grant (FLEX), Early Childhood Comprehensive Systems, Oral Health, and PRAMS grants. Also administers community health centers special fund, early intervention special fund, rural hospital subsidy contracts, & POS contracts for primary care services.	HTH560/KC	H	N/A
CDPHPD	Plans directs, and coordinates chronic disease prevention and management and health promotion strategies and activities	Oversees statewide chronic disease prevention and health promotion programs to reduce risks through policies, systems, and environmental changes, and strengthening linkages between population-based strategies and preventive health services. Maintains information infrastructure for surveillance, establishes evaluation standards, and provides epidemiological support. Guides and coordinates policy development, social marketing, health communications, and planning.	HTH590/KK	H	HRS, Chapter 328L-2, -5, -6
CDPHPD	Chronic Disease Management	Identifies and targets major chronic diseases - asthma, cancer, diabetes, heart disease and stroke and develops population-based policies and systems change initiatives; provides language interpretive services for limited-English speaking population groups to assure access to, and knowledge of preventive health measures.	HTH590/GP	M	HRS, Chapter 328L-2; 321-301; 327-24
CDPHPD	Primary Prevention	Provide technical expertise and consultation on the primary prevention of obesity and chronic disease; department lead on population-based approaches and interventions in the areas of nutrition and physical activity, and tobacco use; translates evidence-based best practice policies and strategies into community/population-based interventions.	HTH590/GR	H	HRS, Chapter 328J; 328L-5, -6
HRA	Deputy Director of Health Resources Administration formulates policies and provides administrative oversight to this administration.	Provides leadership, policy development, planning, and administrative support to best meet the needs of those served by the six programs and services administered the Health Resources Administration.	HTH595/KA	H	
OMCCR	The Office of Medical Cannabis Control and Regulation (OMCCR) implements and administers the statewide medical cannabis dispensary system and medical cannabis patient registry to ensure that medical cannabis is accessible for Hawaii's patients and visiting patients, while maintaining patient safety, product safety, and public safety as guiding principles.	Issues cards for qualified medical cannabis patients certified by physicians and advanced practice registered nurses; verifies registered patients and grow sites for law enforcement; manages the petition process for additional qualifying conditions for medical use of cannabis. Issues initial medical cannabis dispensary licenses and license renewals; conducts onsite inspections of medical cannabis production and retail facilities; investigates complaints and unlicensed activities; issues findings and requires corrective actions; coordinates activities with federal, state, county, and private agencies.	HTH595/KM	H	HRS Chapter 329 Part IX HRS Chapter 329D HAR Chapter 11-160 HAR Chapter 11-850

Department of Health
Functions

Table 1

<u>Division</u>	<u>Description of Function</u>	<u>Activities</u>	<u>Prog ID(s)</u>	<u>Dept- Wide Priority</u>	<u>Statutory Reference</u>
EHSD	EHSD optimizes prevention and compliance, public health and environmental health practices through statewide programs.	EHSD administers the Sanitation and Environmental Health Special Fund that supports outreach and staff trainings and competencies and coordinates statewide activities; oversees management of functions of the various branches -- establishes broad program policies and strategic goals; facilitates effective administrative systems for delivery of services; coordinates services; interprets complex cases pertaining to branch programs; coordinates activities for emergency response; develops new laws, rules, or amendments; reviews violation of rules; coordinates budget and personnel processes; coordinates training and outreach programs; and directs performance standards within the division.	HTH610/FL	H	Implements and coordinates programs under Chapters 321, 322, 328, 330, 332, 339, 342F, 342P, 466J, and 469, HRS.
EHSD	The Vector Control Branch protects public health by suppressing outbreaks of potential vector-borne diseases throughout the State of Hawaii by timely surveillance for new or introduced vector species, and abatement of rodents and other small animals, mosquitoes, and other vectors of medical significance that transmit disease and/or impair public well-being.	The branch conducts assessments in the areas of biological control methods for vectors, performs inspections of chronic vector breeding sources, monitors the population trend of major vectors on a statewide basis, controls vector breeding areas through the application of chemicals or biological predators, and follows up on inspection and surveillance items that may pose a threat to public health or the environment, and provides information and recommendations on the control and eradication of vectors to the public.	HTH610/FN	H	Chapters 321 and 322, HRS; HAR, Title 11, Chapter 11-26 Vector Control.
EHSD	The Food and Drug Branch safeguards public health by ensuring, through inspections, warnings and embargoes, that food, drugs, cosmetics, medical devices, and hemp products are safe, effective, and properly labeled. The branch priority is food product safety, given the large number of product recalls and outbreaks of foodborne illnesses occurring nationally and locally. Recently the branch was given the authority to regulate the processing of hemp into hemp-derived products such as cannabidiol (CBD) into products that can be taken orally to supplement the human and animal diet and products that can be applied topically to skin and hair.	The branch conducts inspections of local food manufacturers, distributors, and warehouses to ensure food products are manufactured, packaged, and stored properly. The branch ensures that food products that are deemed adulterated or misbranded are immediately removed from sale. The branch assists with food and drug safety issues after natural disasters. Pursuant to Act 14, SLH 2020, the interim Hawaii Administrative Rules, Title 11, Chapter 37, Hemp Processing and Hemp Products, became effective on August 9, 2021. These interim rules set forth requirements for the processing of hemp and the sale of hemp products to provide for the protection of the health and safety of the general public. Hemp processors regulated by these rules are limited to those persons processing hemp to manufacture a hemp product. Hemp products, as defined in these rules, are products that contain naturally occurring cannabinoids, compounds, concentrates, extracts, isolates, resins, or derivatives made by processing hemp that are intended (1) to be consumed orally to supplement the human or animal diet, or (2) for the topical application to the skin or hair.	HTH610/FP	H	Chapters 321, 328, 328C, 328D, 328E, 328G, 330, and 330C, HRS; HAR, Title 11, Chapters 11-15 Milk, 11-29 Food and Food Products; 11-33 Hawaii Drug Formulary of Equivalent Drug Products; 11-35 Shellfish Sanitation; and 11-36 Sale of Prophylactics through Vending Machines.
EHSD	The Food Safety Branch (formerly Sanitation Branch) regulates, educates, and services the community regarding food safety, disease prevention, and environmental health. Its primary function is food protection, a complex program focusing on public health practices through education, partnerships, prevention, assessment, and compliance.	The branch permits and inspects retail food establishments; assesses and assures that care homes meet sanitation requirements; inspects all public and private schools, milk plants and dairies; licenses tattoo artists and embalmers; and permits and inspects tattoo shops, mortuaries, and public swimming pools.	HTH610/FQ	H	Chapters 321, 322, and 469, HRS; HAR, Title 11, Chapters 11-10 Public Swimming Pools, 11-15 Milk, 11-17 Tattoo Artist, and 11-22 Mortuaries, Cemeteries, Embalmers, Undertakers, and Mortuary Authorities, 11-35 Shellfish Sanitation, and 11-50 Food Safety Code.

Department of Health
Functions

Table 1

<u>Division</u>	<u>Description of Function</u>	<u>Activities</u>	<u>Prog ID(s)</u>	<u>Dept- Wide Priority</u>	<u>Statutory Reference</u>
EHSD	Indoor & Radiological Health Branch: The Noise Section implements the statewide community noise program through enforcement of maximum permissible sound levels and issuance of permits/variances for stationary noise sources, agricultural, construction and industrial activities. The Radiation Section assures radiation protection for users and the general public through radiological incident response, licensure and inspection of radiation facilities with electronic products emitting ionizing radiation, licensure of radiation services, and administrative support to the Radiologic Technology Board. The Indoor Air Quality Unit protects and enhances indoor health and minimizes public exposure to indoor air pollutants through proper design, installation and maintenance of air conditioning and ventilation systems and complaint investigations. The Asbestos & Lead	The branch conducts assessments and develops policies and regulations to assure safety in the fields of noise, radiation, mechanical ventilation, indoor air quality, asbestos, and lead. Staff inspect radiation sources, sources of noise (construction, stationary, agricultural, and industrial), mechanical ventilation systems, indoor air quality, asbestos, and lead to assure they do not degrade the public health or the environment of the community. The branch monitors ambient environmental radiation levels by sampling and testing drinking water, air, and precipitation, and provides emergency response for radiological emergencies. It reviews plans for public buildings to assure conformance with ventilation requirements. The branch provides programs and information to the public and the regulated community to increase their awareness and understanding of environmental regulations and rules.	HTH610/FR	H	Chapters 321, 339K, 342F, 342P, and 466J, HRS; federal statutes: Clean Air Act, Toxic Substances Control Act, Mammography Quality Standards Act, Energy Policy Act, National Emissions Standards for Hazardous Air Pollutants (NESHAP); HAR, Title 11, Chapters 11-39, 11-41, 11-44, 11-45, 11-46, 11-501, 11-502, 11-503, and 11-504.
EHSD	Section protects public health and the environment from exposure to asbestos, lead and lead-based paint hazards through implementation of Hawaii Administrative Rules and the Neutral Administrative Inspection Scheme (NAIS), and also maintains asbestos/lead abatement accreditation, certification, and registration for asbestos/lead abatement individuals and entities. In addition, the entire Branch is a comprehensive platform for the State Radiological Response Team (also known as DOH RAD). This operational tactical team has a significant role in all radiological emergencies involving release of radioactive materials from U.S. Nuclear Regulatory Commission (NRC) and State licensees, nuclear propulsion activities at Pearl Harbor, and most importantly, chemical-biological-radiological-nuclear-explosive (CBRNE), or terrorist events.		HTH610/FR	H	
SLD	Provides chemical and microbiological analytical services to departmental programs and to various federal, state and county agencies concerned with drinking water, water pollution, and food. Evaluates and certifies laboratories involved in regulatory monitoring for contaminants. Provides quality assurance services for water and milk and environmental microbiology.	Includes Branch Chief, QA/ Certification officers; DUI/Substance Abuse/Medical Marijuana Program Officer for regulating testing of medical marijuana laboratories. Performs chemical contaminant (pesticides, herbicides, heavy metals, etc.) monitoring of public water systems, food products and recreational waters.	HTH710/MG	H	Safe Drinking Water Act of 1974, amended in 1986 & 1996; 40CFR141 National Primary Drinking Water Regulations; 40CFR 142 Subp.B Regulations Governing State Primacy; HAR 11-19 Emergency Plan for Safe Drinking Water; HAR 11-20 Potable Drinking Water; HAR 11-54 Water Quality Standards; HAR 11-55 Water Pollution Control; HAR 11-29 Food and Food Products. Chapter 11-850, HAR Medical Marijuana Dispensaries; Act 241, Relating to Medical Marijuana. Drinking Water Act Public Law 23-523, and HAR Chapter 11-20.

Department of Health
Functions

Table 1

<u>Division</u>	<u>Description of Function</u>	<u>Activities</u>	<u>Prog ID(s)</u>	<u>Dept- Wide Priority</u>	<u>Statutory Reference</u>
SLD	Provides analytical services to departmental programs and to various federal, state and county agencies concerned with air pollution.	Coordinates and administers air surveillance activities through a statewide electronic system of remote-site state and national air monitoring networks. Conducts ambient air analysis for the state as required by the Clean Air Act. Reports data to EPA, DOH and public. Provides VOG alerts to Civil Defense, schools, and DOH. Provides additional monitoring for smoke particulates in lava flows (e.g., Pahoehoe).	HTH710/MH	H	Federal Clean Air Act and Amendments: (CAA § 101-131; USC § 7401- 7431 - Title I, Air Pollution Prevention and Control); 40 CFR Part 50 (Ambient Air Quality Standards); Part 52.21(Prevention of Significant Deterioration of Air Quality); Part 53 (Ambient Air Monitoring Methods); Part 58 (Ambient Air Quality Surveillance); Part 61(National Emission Standards for Hazardous Air Pollutants); Part 63 (National Emission Standards for Hazardous Air Pollutants for Source Categories);HRS, Chapter 342B, Air Pollution Control; HAR, Title 11, Chapter 59, Ambient Air Quality Standards) and HAR, Title 11, Chapter 60.1, Air Pollution Control.
SLD	Provides microbiological analytical services to departmental programs and to various federal, state and county agencies concerned with drinking water, water pollution, and food products. Provides technical and consultative services the Department's district health laboratories and other environmental laboratories in the State.	Performs statewide flu, SARS-CoV-2, dengue, respiratory disease, enteric disease, STD surveillance testing, antimicrobial resistance, and reference lab services. Lost (1) Quality Assurance and (1) enteric microbiologist, and tuberculosis testing capability (now contracted) to Legislative cuts. Unable to receive/test TB specimens from community (HAR 11-156). Conduct microbiological testing on forensic specimens by MOA with City & Counties.	HTH710/MI	H	HAR Title 11 Chap 15 (Milk); HAR Title 11 Chap 11 , 12 (Sanitation); HAR Title 11 Chap 35 (Shellfish sanitation); Safe Drinking Water Act of 1974, amended in 1986 & 1996; 40CFR141National Primary Drinking Water Regulations; 40CFR 142 Subp. B Regulations Governing State Primacy; HAR 11-19 Emergency Plan for Safe Drinking Water; HAR 11-20 Potable Drinking Water; HAR 11-54 Water Quality Standards; HAR 11-55 Water Pollution Control; HAR 11-29 Food and Food Products; HAR 11-54 Water Quality Standards.
SLD	Provides diagnostic, consultative and reference laboratory related services to the programs of the Department, other state agencies, private physicians, institutions and other facilities in the State, to assist in the diagnosis and control of communicable diseases.	Conducts dairy products and shellfish testing in compliance with federal FDA; Conducts food response testing, drinking Water, and recreational water testing for bacteria; Conducts Leptospirosis and N. gonorrhoeae cultures testing; Complies with Chapters 340E and 342D, Hawaii Revised Statutes, and federal EPA regulations such as Clean Water Act, Safe Drinking Water Act, and federal CMS Clinical Laboratory Improvement Amendments (CLIA). Certified to pack and ship hazardous samples for identification; Ability to respond to emergencies & disasters, & public health protection for Hawaii County. Provides SARS-CoV-2 testing.	HTH710/MJ	H	HAR Title 11 Chap 156-Communicable Diseases; HAR Title 11- Chap 157- Examination & Immunization; HAR Title 11 Chap 164- Tuberculosis; HRS§325-72 - Examination of Sputum; HAR Title 11-110.1; 42 CFR Ch IV Part 493 (CLIA).
SLD	The Hawaii District Laboratory provides diagnostic, regulatory and consultative laboratory services to private laboratories, private purveyors and various Federal, State and County agencies. It assists State Department of Health programs in the regulation of water, dairy and food products and in the diagnosis and control of communicable diseases. The laboratory aids DOH programs in the fields of public and environmental health.	Conducts food response testing to assist with Epidemiological investigations; Analyzes Drinking Water, and Ocean Water for bacteria in compliance with Chapters 340E and 342D, Hawaii Revised Statutes, and Federal EPA regulations such as the Clean Water Act and Safe Drinking Water Act; Tests clinical samples for STDs (Gonorrhoea) in accordance with Federal CMS Clinical Laboratory Improvement Amendments (CLIA) standards; Certified to pack and ship dangerous goods according to Federal IATA regulations, for further workup; Ability to respond to emergencies & disasters, and provide public health protection for Maui County. Provides SARS-CoV-2 testing.	HTH710/ML	H	Safe Drinking Water Act of 1974, amended in 1986 & 1996; 40CFR141National Primary Drinking Water Regulations; HAR 11-19 Emergency Plan for Safe Drinking Water; HAR 11-20 Rules Relating to Public Water Systems; HAR 11-54 Water Quality Standards;42 CFR Ch IV Part 493 (CLIA); HAR Title 11, Chapter 15(Milk); HAR Title 11 Chap 110.1; HAR 11-35 (Shellfish)

Department of Health
Functions

Table 1

<u>Division</u>	<u>Description of Function</u>	<u>Activities</u>	<u>Prog ID(s)</u>	<u>Dept- Wide Priority</u>	<u>Statutory Reference</u>
SLD	The Maui District Health Laboratory (MDHL) provides laboratory support services to various medical and environmental programs within the Department of Health, and collaborates with outside agencies to provide public health protection. MDHL conducts testing for regulatory purposes and for the diagnosis and control of communicable diseases. It is part of the investigation team performing laboratory analysis in suspected outbreaks and is certified to pack and ship biological and chemical samples in suspected bioterrorism incidents.	Conducts Leptospirosis serology testing statewide; Conducts food response testing, drinking Water, and recreational water testing for bacteria; Complies with Chapters 340E and 342D, Hawaii Revised Statutes, and federal EPA regulations such as Clean Water Act, Safe Drinking Water Act, and federal CMS Clinical Laboratory Improvement Amendments (CLIA). Certified to pack and ship hazardous samples for identification. Ability to respond to emergencies & disasters, & public health protection for Kauai County. Provides SARS-CoV-2 testing.	HTH710/MM	H	Safe Drinking Water Act of 1974, amended in 1986 & 1996; 40CFR141 National Primary Drinking Water Regulations; HAR 11-19 Emergency Plan for Safe Drinking Water; HAR 11-20 Rules Relating to Public Water Systems; HAR 11-54 Water Quality Standards; 42 CFR Ch IV Part 493 (CLIA); HAR Title 11 Chap 110.1
SLD	The Kauai District Health Laboratory provides laboratory support services to the various medical and environmental programs within the Department of Health and to physicians, institutions, and other health care agencies for the diagnosis and control of communicable diseases. The laboratory does testing to monitor drinking water and recreational waters. We are part of the investigation team performing laboratory analysis in suspected foodborne outbreaks. We are certified to pack and ship biological and chemical agents in suspected bioterrorism incidents. We perform the Leptospira Microscopic Agglutination Test (MAT) and leptospira cultures.	Conducts Leptospirosis serology testing statewide; Conducts food response testing, drinking Water, and recreational water testing for bacteria; Complies with Chapter 342D, Hawaii Revised Statutes, and federal EPA regulations such as Clean Water Act, Safe Drinking Water Act, and federal CMS Clinical Laboratory Improvement Amendments (CLIA). Certified to pack and ship hazardous samples for identification. Ability to respond to emergencies & disasters, & public health protection for Kauai County.	HTH710/MN	H	Safe Drinking Water Act of 1974, amended in 1986 & 1996; 40CFR141 National Primary Drinking Water Regulations; HAR 11-19 Emergency Plan for Safe Drinking Water; HAR 11-20 Rules Relating to Public Water Systems; HAR 11-54 Water Quality Standards; 42 CFR Ch IV Part 493 (CLIA); HAR Title 11 Chap 110.1
OHCA	Conducts Federal Medicare certification and State licensing surveys of Medicare/Medicaid eligible health care facilities including but not limited to intermediate care facilities, skilled nurse facilities, hospitals and critical access hospitals, home health agencies, hospice, outpatient physical therapy/outpatient speech pathology, rural health clinics, ambulatory surgical centers, and end stage renal disease on behalf of federal Centers for Medicare & Medicaid Services (CMS) and according to state law; Conducts State licensing surveys, inspections, and complaint investigations of adult residential care homes (ARCH), expanded ARCHs, special treatment facilities, therapeutic living programs.	- Onsite inspections - Complaint investigations - Issue initial licenses and license renewals - Investigate unlicensed activities - Issue findings, require corrective actions - Interact with federal, state, county, and private agencies.	HTH720/MP	H	HRS §321-1.4; HRS §321-1.8; HRS §321-11; HRS § 321-11.2; HRS §321-11.5; HRS §321.14.5; HRS §321 - 14.8; HRS §321-15.6; HRS §321-15.6; HRS §321-15.61; HRS §321-15.62; HRS §321-15.9; HRS §321-16.5; HRS §321-16.6; HRS §321-482; HRS §321-483; HRS §329D; HRS §346-53 (c) (d); HRS §448B; HRS §448B-9; HRS §448B-10; §448B-11; HRS §329D; U.S. Department of Health and Human Services (DHHS) Centers for Medicare and Medicaid Services (CMS) under the Social Security Act, Section 1864 (1864 Agreement) and under various sections of 42 Code of Federal Regulations (CFR); HAR §11 to §79; HAR §89; HAR §90; HAR §91; HAR §93; HAR §94.1; HAR §95 to §99; HAR §100.1; HAR §110.1; and HAR §104.1.
EMSIPSB	Emergency Medical Services (Function 1)	Provides maintenance of ambulance services, pre-hospital care standards and protocols, medical communication system, ambulance licensure of all ambulances, data collection and analysis, emergency ambulance billing and collections, and other support services to maintain quality pre-hospital medical care.	HTH730/MQ	H	§321-221 to 235, HRS.
EMSIPSB	Emergency Medical Services (Function 2)	Functions supported by the EMS Special Fund include those described for A funds (Function 1) while the Trauma System Special Fund supports the development of the statewide trauma system through support of trauma centers and other necessary components.	HTH730/MQ	H	§321-221 to 235 and §321-22.5, HRS.
EMSIPSB	Injury Prevention and Control (Function 3)	Provides a comprehensive array of injury prevention and control programs that include, but are not limited to motor vehicle safety, pedestrian safety, falls and suicide prevention using a spectrum of strategies working through established partnerships and coalitions in communities statewide.	HTH730/MQ	H	§321-22.5, HRS.

Department of Health
Functions

Table 1

<u>Division</u>	<u>Description of Function</u>	<u>Activities</u>	<u>Prog ID(s)</u>	<u>Dept- Wide Priority</u>	<u>Statutory Reference</u>
OHSM	OHSM is responsible for the following regulatory functions: Permits to dispose of dead bodies, Permits to disinter human remains, Licenses to Marry, Commissions to perform marriages, Issue Certified Copies of birth, death, and marriage records which allows individuals to obtain social security card, driver license, passport, state ID and other government documents.	Operate a statewide system of public health statistics including the collection, filing, amending and issuing of certified copies of birth, death, fetal death, marriage, and civil union records, and other related activities.	HTH760/MS	H	Chapter 338, HRS.
OHSM	OHSM specially funded activities include the modernization of the statewide vital statistics system by enhancing existing electronic registration and implementing new systems that are currently paper-based to provide increased customer service.	The modernization of the statewide vital statistics system by enhancing existing electronic registration and implementing new systems that are currently paper-based to provide increased customer service.	HTH760/MS	H	Chapter 338, HRS.
OHSM	OHSM federally funded activities include contract deliverables to the federal government for timely and high quality statewide vital statistics on number of births, deaths, fetal deaths, abortions (NCHS/CDC) and enumeration of births for social security numbers and fact of death for the termination of social security benefits (Social Security Administration).	Contract deliverables to the federal government for timely and high quality statewide vital statistics on number of births, deaths, fetal deaths, abortions (NCHS/CDC) and enumeration of births for social security numbers and fact of death for the termination of social security benefits (Social Security Administration)	HTH760/MS	H	Chapter 338, HRS.
EMD	Division Administration - The Environmental Management Division (EMD) is responsible for implementing and maintaining statewide programs for controlling air and water pollution, for assuring safe drinking water, and for the proper management of solid and hazardous waste. EMD also regulates a statewide program for wastewater systems and implements the Clean Water and Drinking Water State Revolving Funds.	In order to protect public health and the environment, EMD plans, organizes, directs, implements, and enforces the laws and rules relating to air and drinking water quality, pollution of our beaches and streams, handling of solid and hazardous waste, operations of wastewater systems, and loans to counties to upgrade their water and wastewater systems.	HTH840/FE	H	Clean Air Act, Clean Water Act, Safe Drinking Water Act, Resource Conservation and Recovery Act; HRS: 321-11(21), 321 Part IV, 339K, 340A, 340E and 342; HAR: Title 11 Chs. 11-19 Emergency Plan for Safe Drinking Water, 11-20 Rules Relating to Public Water Systems, 11-21 Cross Connection and Backflow Control, 11-23 Underground Injection Control, 11-25 Rules Relating to Certification of Public Water System Operators, 11-53 Section 401 Water Quality Certifications, 11-54 Water Quality Standards, 11-55 Water Pollution Control, 11-56 Nonpoint Source Pollution Control, 11-57 Sewage Treatment, 11-58.1 Solid Waste Management Control, 11-59 Ambient Air Quality Standards, 11-60.1 Air Pollution Control, 11-61 Certification Standards for Personnel Operating Wastewater Treatment Plants, 11-62 Wastewater Systems, 11-65 Environmental State Revolving Funds, 11-260.1 to 11-279.1 Hazardous Waste Management, 11-280.1 Underground Storage Tanks, 11-282 Deposit Beverage Container Recycling.

Department of Health
Functions

Table 1

<u>Division</u>	<u>Description of Function</u>	<u>Activities</u>	<u>Prog ID(s)</u>	<u>Dept- Wide Priority</u>	<u>Statutory Reference</u>
EMD	Clean Air Branch - Assures clean, safe air to breathe by evaluating, monitoring, and regulating sources of air pollution. Implements and enforces State and federal air pollution laws and regulations and maintains the statewide ambient air quality monitoring network. Protects public health and prevents the degradation of Hawaii's air quality and quality of life.	Reviews applications and issues air permits of potential air pollution stationary sources. Evaluates, through application of dispersion modeling, the potential impact of an air pollution source on ambient air quality. Evaluates the control technology, operations, and fuels consumed to assess the types and potential air emissions from the various sources. Conducts the Hawaii Greenhouse Gas (GHG) Program to restrict GHG emissions and combat climate change. Compiles and maintains a statewide air emissions inventory of both criteria air pollutants and GHGs for the air pollution sources. Monitors the activities of the stationary sources for compliance with the applicable rules and permit conditions. Recommends enforcement action where violations have occurred. Conducts inspections of stationary sources and investigates incidents and complaints. In conjunction with the Air Laboratory, establishes and maintains the ambient air monitoring network and conducts special air monitoring studies as necessary. Compiles, assesses, and manages the data retrieved from the monitoring stations producing applicable reports and notifications. Initiates case development of alleged violations, determines the penalty, drafts and issues the notice of violation, and participates in the conference, hearing, and legal process. Assesses, proposes, or comments on corrective measures, settlement agreements, penalties, and administrative or court actions. Conducts "smoke reading" training classes to provide continuing certification of inspectors in the technique of evaluating visible smoke.	HTH840/FF	H	Clean Air Act; HRS Chapters 342B Air Pollution Control and 342C Ozone Layer Protection; HAR Title 11, Chapters 11-59 Ambient Air Quality Standards and 11-60.1 Air Pollution Control.
EMD	Clean Water Branch - Protects residents and visitors by regulating known sources of ocean and fresh water pollution; manages and alerts public to factors that threaten clean water; implements Clean Water Act.	Administers the National Pollutant Discharge Elimination System (NPDES) permit program for the U.S. Environmental Protection Agency. Issues Clean Water Act Section 401 Water Quality Certifications for federal permits for construction in nearshore and inland waters. Oversees the City and County of Honolulu in administering the Publicly Owned Treatment Works Pre-Treatment Program. Identifies sources of water pollution through area surveillance, routine inspections, and complaint investigations. Evaluates the impact of water pollutants on public health. Determines compliance with rules via source testing, water sampling, and special studies. Analyzes water quality and operational data to determine degree of non-compliance. Determines compliance with permit conditions via site inspection, source testing and special studies. Initiates corrective measures through administrative or court actions.	HTH 840/FG	H	Clean Water Act, PL 95-217; HRS Chapter 342D; HAR, Title 11, Chapters 11-53 401 Water Quality Certification, 11-54 Water Quality Standards, and 11-55 Water Pollution Control.
EMD	Safe Drinking Water Branch - Safeguards public health by protecting Hawaii's drinking water sources (surface water and groundwater) from contamination and assures that owners and operators of public water systems provide safe drinking water to the community.	Assures safe drinking water and public health protection through the regulation and monitoring of public water systems, operator certification, backflow prevention and cross connection control, management and provision of low-interest construction loans for eligible water infrastructure improvements; protecting drinking water sources by implementing underground injection control, ground, and source water protection programs.	HTH840/FH	H	Safe Drinking Water Act, HRS: Ch 340E Safe Drinking Water, 340F Mandatory Certification of Public Water System Operators; HAR: Title 11, Chs 11-19 Emergency Plan for Safe Drinking Water, 11-20 Rules Relating to Public Water Systems, 11-21 Cross-Connection and Backflow Control, 11-23 Underground Injection Control, 11-25 Rules Relating to Certification of Public Water System Operators, 11-65 Environmental State Revolving Funds.

Department of Health
Functions

Table 1

<u>Division</u>	<u>Description of Function</u>	<u>Activities</u>	<u>Prog ID(s)</u>	<u>Dept- Wide Priority</u>	<u>Statutory Reference</u>
EMD	Solid and Hazardous Waste Branch - Prevents the release of pollutants that endanger people and the environment, and rehabilitates contaminated lands. Assures proper management of solid and hazardous waste through aggressive enforcement of environmental laws and regulations, promotion of pollution prevention and waste minimization, and development of proactive partnerships with waste generators and the regulated community.	Regulates the generation, transportation, treatment, storage, and disposal of hazardous waste. Regulates the management of solid waste and landfills. Assists businesses and the public of Hawaii in reduction and prevention of waste generation at the source. Oversees solid waste management planning and state recycling programs. Regulates underground storage tanks that store petroleum or hazardous substances, including the Red Hill Facility. Monitors and evaluates the effects of pollutants on ambient conditions throughout the state. Investigates complaints, inspects sources, and initiates appropriate action to correct violations.	HTH840/FJ	H	Resource Conservation and Recovery Act, PL 94-580; HRS Ch 342 Parts G, H, I, J, L; HAR: Title 11 Ch 11-58-1 Solid Waste Management Control, Chs 11-260.1 through 279.1, Hazardous Waste Management, Ch 11-280.1 Underground Storage Tanks, and Ch 11-282 Deposit Beverage Container Recycling.
EMD	Surface Water Protection Branch - Administers statewide functions related to protecting residents and visitors by regulating nonpoint sources of ocean and fresh water pollution; implements portions of the Clean Water Act.	Regulates nonpoint source pollution to state waters through the administration, enforcement, and implementation of all laws, rules, and programs. Fosters partnerships with other agencies involved in nonpoint source pollution control. Promotes community-based watershed management through education and voluntary compliance with environmental management standards. Provides federal funding for demonstration of best management practice (BMP) projects from the public and private sectors relating to nonpoint source control. Encourages and supports programs for environmental education.	HTH 840/FE	H	Clean Water Act, PL 95-217; HRS Chapter 342E; HAR, Title 11, Chapter 11-56 Nonpoint Source Pollution Control
EMD	Wastewater Branch - Administers statewide functions relating to water pollution control, wastewater treatment works program, water and wastewater sludge reuse, individual wastewater systems program, and the water pollution control revolving fund program that funds low-cost construction loans for wastewater treatment and collection system construction. By helping local governments and other applicants improve and expand their water pollution control facilities, the Wastewater Branch plays a very vital role in economic development and the development of jobs within Hawaii's communities.	Regulates the generation, treatment, storage, and disposal of wastewater and wastewater sludge. Regulates wastewater, wastewater reclamation, and wastewater sludge treatment facilities that are not covered under a NPDES permit. Regulates individual wastewater systems, which include cesspools and septic systems. Investigates complaints, inspects wastewater treatment facilities and individual wastewater systems, and initiates formal enforcement action to correct violations. Manages the water pollution control revolving fund program that provides low-interest construction loans to the counties for eligible water pollution control projects. Provides administrative support to the Board of Certification for Personnel Operating Wastewater Treatment Plants.	HTH840/FK	H	HAR Chs 11-61 Certification Standards for Personnel Operating Wastewater Treatment Plants, 11-62 Wastewater Systems, and 11-65 Environmental State Revolving Funds
EHA	Deputy Director is responsible for overseeing all programs within the Environmental Health Administration. Program also includes Compliance Assistance Office, Environmental Information Management, and Hearings Officer.	Establish and implement policies for environmental programs to prevent and/or reduce to protective levels environmental pollution and to protect the public from unsanitary or hazardous conditions.	HTH849/FA	H	

Department of Health
Functions

Table 1

<u>Division</u>	<u>Description of Function</u>	<u>Activities</u>	<u>Prog ID(s)</u>	<u>Dept- Wide Priority</u>	<u>Statutory Reference</u>
EHA	Environmental Resources Office - Plan, direct, and review fiscal and personnel planning, programming, and budgeting activities for the Environmental Health Administration. Provides administrative, budgetary, fiscal, and human resources services for the Environmental Health Services Division, Environmental Management Division, and Environmental Health Administration staff offices.	Monitors budgets and expenditures; prepares budget requests; maintains master schedule of federal grants, contracts, and time and effort reporting system to allocate personnel costs; reconciles revenue; provides procurement guidance and assistance; prepares financial reports for federal grants; provides guidance and assistance in all areas of human resources management; reviews and analyzes programs and resource needs; prepares reorganization proposals; reviews legislation for fiscal content; coordinates facilities requirements; performs financial functions for revolving loan programs that fund construction of water pollution control and drinking water system infrastructure.	HTH849/FB	H	
EHA	Environmental Planning Office - Provide short- and long-term planning, information management, and program evaluation services for all programs in the Environmental Health Administration.	Applies for and manages grants in support of risk-based strategic planning for Environmental Health Administration programs; develops program goals and performance indicators; coordinates with other agencies; liaison with legislature; provides environmental mapping services. Reviews, disseminates, and comments on proposed land/ocean projects with real or potential environmental implications.	HTH849/FC	L	
EHA	Hazard Evaluation and Emergency Response Office - Provide the evaluation and surveillance of environmental hazards and emergency and other response to and remediation of environmental agents.	Maintains 24-hour emergency response for releases of oil, hazardous materials; enforces Hawaii State Contingency Plan for environmental response; investigates adverse health effects; prepares risk assessments. Implements response and prevention programs relevant to releases of hazardous substances affecting Hawaii's natural resources.	HTH849/FD	H	Chapters 128D, 128E, and 508C HRS; Chapter 11-451, 11-452, 11-453, and 11-5 HAR; federal statutes: Comprehensive Environmental Response, Compensation, and Liability Act (CERCLA) [aka Superfund]; Emergency Planning and Community Right-to-Know Act, Oil Pollution Act, National Oil and Hazardous Substance Pollution Contingency Plan
EOA	To enable older persons to live, to the greatest extent possible, healthy, dignified and independent lives by assuring an accessible, responsive, and comprehensive system of services.	Advocacy, planning, coordination, research and evaluation.	HTH904/AJ	H	Older Americans Act of 1965, as amended in 2006 (P.L. 109-365), 45CFR 1321.7, and HRS 349
DD Council	Develops 5-year state plan that addresses services and supports for persons with intellectual and developmental disabilities (IDD)	Develops and implements a 5-year state plan based on input from individuals with intellectual and developmental disabilities (I/DD), family members, public and private providers, etc. which serves as a blueprint and direction for the provision of services and supports for individuals with I/DD and their families.	HTH905/AH	H	Chapter 333E, HRS & P.L. 106-402
DD Council	Provides advocacy, capacity building, and systems change activities.	Conducts outreach, education and training to persons with I/DD, families, policymakers and others; provides technical assistance, coordination, system design/redesign; development of coalitions; informing policymakers, and demonstration of new approaches to best practices in the area of intellectual and developmental disabilities.	HTH905/AH	H	Chapter 333E, HRS & P.L. 106-402

Department of Health
Functions

Table 1

<u>Division</u>	<u>Description of Function</u>	<u>Activities</u>	<u>Prog ID(s)</u>	<u>Dept- Wide Priority</u>	<u>Statutory Reference</u>
DD Council	Provides staff and other resources to support the Self-Advocacy Advisory Council (SAAC) and to establish a statewide self-advocacy network.	Planning and coordination of statewide self-advocacy activities, outreach and leadership training and educational events for the Self-Advocacy Advisory Council and establishing a statewide self-advocacy network that is comprised of individuals with intellectual and developmental disabilities [I/DD] (self-advocates). Provides support to SAAC for their membership meetings, and activities such as trainings in leadership skills, eligibility for services, transition, access to services, budgeting, emergency preparedness, self-advocacy, etc.; leadership retreat, leadership summit, etc. Provides outreach and self-advocacy leadership training, to increase knowledge base, develop leadership skills, empower themselves and others to take control over their lives, engage in leadership roles, and participate as a significant stakeholder in the development and implementation of county, state and federal policies and programs that promote person-centered planning, self-directed services, self-determination, community inclusion and integration, and consumer satisfaction for people with I/DD.	HTH905/AH	H	Chapter 333E, HRS & P.L. 106-402
SHPDA	Responsibility for promoting accessibility for all the people of the State to quality health care services at a reasonable cost.	1. Administration of Certificate of Need (CON) Process; 2. Organizing and providing staff support to six subarea health councils (SAC) and the State Health Coordinating Council (SHCC); 3. Development of the State Health Services and Facilities Plan; 4. Preparation of the Health Care Utilization Report.	HTH906/AC	H	HRS, Chapter 323D
DO	Deptl Gen Admin-Director's Office & Comm Off	Director's Office provides leadership and determines overall policy and planning for the department.	HTH907/AA	H	
ASO	Deptl Gen Admin-ASO	Provides fiscal, budget and facilities support for the entire department. Budget also includes utilities for DOH facilities.	HTH907/AB	H	
HRO	Deptl Gen Admin-Personnel	Responsible for departmental personnel management and administration, developing and establishing personnel policies, plans, precedents, practices and procedures. Service all managers and employees in programs statewide in the areas of labor relations; position classification and compensation; recruitment and examination; training, safety and employee relations; and employee benefits/transactions.	HTH907/AD	H	
OPPPD	Preventive Health/Health Svcs BG	Plan, implement and evaluate activities as described in the annual work plan submitted to CDC. Oversee all aspects of PHHSBG administration. Develop special projects, as directed by the PHHSBG Advisory Committee and the Director of Health. Program is 100% federally-funded.	HTH907/AE	H	Public Health Service Act, Public Law 102-53 (Federal Statute).
OPPPD	Office of Planning, Policy and Program Development - Special Projects	Funds were originally appropriated for Felix coordination.	HTH907/AE	H	
HISO	Deptl Gen Admin-Hth Info Syst Ofc	Manage, support, and trouble shoot information technology related equipment, services, and systems. Examples of services and systems supported: Email, Internet access, DOH internet web site, DOH SharePoint / intranet web site, Video Conferencing, Data Network infrastructure, security systems (anti-virus, anti-spyware, anti-spam, password/access rights), User PC's, Application systems (FAMIS, PO, G1, Legislative Tracking, vital records, client tracking/billing, Disease surveillance, Immunization, emergency response, etc.)	HTH907/AG	H	

Department of Health
Functions

Table 1

<u>Division</u>	<u>Description of Function</u>	<u>Activities</u>	<u>Prog ID(s)</u>	<u>Dept- Wide Priority</u>	<u>Statutory Reference</u>
DHO HI	Deptl Gen Admin-Hawaii District	Provides, local, administrative, fiscal, personnel, and office support to the District Health Officer and ten (10) programs on the island ensuring compliance with State and Departmental procedures. Also represents the Director of Health and is the local contact for the Hawaii County Jurisdiction.	HTH907/AL	H	HRS Title 19, Chapter 321-2 & Chapter 338-2
DHO M	Deptl Gen Admin-Maui District	Provides, local, administrative, fiscal, personnel, and office support to the District Health Officer and programs on the island ensuring compliance with State and Departmental procedures.	HTH907/AM	H	HRS Title 19, Chapter 321-2 & Chapter 338-2
DHO K	Deptl Gen Admin-Kauai District	Under the general guidance of the Director & Deputy Director of Health and using the staff resources on Kauai (with technical support from the relevant parent Divisions), carries out vital public health programs and services within the County of Kauai. This involves actual program delivery & coordination with the Mayor, other local agencies/officials, the hospitals, Emergency Response System & multiple other local constituencies, to keep Kauai healthy.	HTH907/AN	H	HRS Title 19, Chapter 321-2 & Chapter 338-2
OPPPD	Office of Planning, Policy and Program Development	Internal service unit coordinating departmental legislative relations and policy making, facilitating administrative rules, monitoring compliance, privacy, and information security, strategic planning, grants administration and technical support, and special program development.	HTH907/AP	H	
OPHP	The Office of Public Health Preparedness coordinates the Department's preparation for, response to, and recovery from health impacts of natural and human-caused disasters or events, disease outbreaks, and other public health emergencies or threats.	Develop, exercise, and maintain public health preparedness and response plans; coordinate department operations to respond in disasters; collaborate with emergency management agencies, healthcare systems, public, private, and other state, county, and federal partners to perform and support emergency support functions; use risk assessments to guide.	HTH907/AK	H	
OPHP	Build and improve the state's ability to execute a large emergency response requiring medical countermeasure distribution and dispensing, such as in a pandemic or bioterrorism event. Build public health and medical surge capacity.	Plan, train, and exercise Strategic National Stockpile capabilities; conduct outreach and education to establish Points of Distribution (PODs) statewide; ensure planning and training includes people with disabilities and others with access and functional needs; develop public messaging; recruit and train Medical Reserve Corps volunteers.	HTH907/AK	H	
OLA	Provide oversight, central coordination, and technical assistance to state agencies and state-funded entities in the implementation of language access requirements under Hawaii and federal laws, rules and guidances.	<ul style="list-style-type: none"> • Conduct workshops to mandated agencies on language access requirements under Title VI and HRS 321C. • Assist agencies in developing language access plans. • Review and evaluate language access plans in consultation with the language access advisory council. • Monitor compliance of agencies through periodic site visits and/or desk reviews. • Issue findings or recommendations and any corrective actions. 	HTH908/AR	H	HRS Chapter 321C
OLA	Consult with State language access coordinators, language access advisory council, and department heads.	Coordinate and facilitate bi-monthly meetings with advisory council; semi-annual meetings with State language access coordinators; and department directors or designees as necessary.	HTH908/AR	H	HRS Chapter 321C
OLA	Create and distribute multilingual materials to help State agencies and covered entities to effectively communicate with limited English proficient (LEP) persons.	Create/distribute language identification posters and notices; "I Speak" cards; multilingual taglines regarding free interpretation and translation services; informational brochures on rights to language access, process/procedures for complaints, etc.	HTH908/AR	M	HRS Chapter 321C

Department of Health
Functions

Table 1

<u>Division</u>	<u>Description of Function</u>	<u>Activities</u>	<u>Prog ID(s)</u>	<u>Dept- Wide Priority</u>	<u>Statutory Reference</u>
OLA	Resolve public complaints to eliminate language access barriers for limited English proficient (LEP) persons.	Review and investigate public complaints; attempt resolution through informal means such as conciliation, conference, mediation or persuasion.	HTH908/AR	H	HRS Chapter 321C
OLA	Administer a statewide language access resource center.	<ul style="list-style-type: none"> • Maintain a publicly available roster of language interpreters and translators. • Train agencies on obtaining language assistance services and how to work effectively with LEP persons and interpreters/translators. • Coordinate efforts that promote the recruitment and retention of language interpreters and translators working in the State. • Coordinate, facilitate, organize or publicize training opportunities to develop or advance skills of interpreters/translators. • Collaborate and partner with various agencies and stakeholders to develop process/mechanism for testing interpreters/translators and bilingual staff. • Organize and facilitate conferences or forums to educate government and nonprofit/private agencies and entities and the general public on various topics/issues relating to language access. • Conduct public awareness campaigns thru radio, print and other media regarding language access law and related topics. 	HTH908/AR	H	HRS Chapter 321C

Department of Health
Department-Wide Totals

Table 2

Fiscal Year 2022					
Budget Acts Appropriation	Reductions	Additions	Emergency Appropriations	Total FY22	MOF
\$ 429,479,265				\$ 429,479,265	A
\$ 210,866,151				\$ 210,866,151	B
\$ 88,826,394				\$ 88,826,394	N
\$ 55,020,074				\$ 55,020,074	P
\$ 5,223,013				\$ 5,223,013	U
\$ 262,307,214			\$ 1,000,000	\$ 263,307,214	W
\$ 10,064,364				\$ 10,064,364	V
\$ 1,061,786,475	\$ -	\$ -	\$ 1,000,000	\$ 1,062,786,475	Total
Fiscal Year 2023					
Budget Acts Appropriation	Reductions	Additions		Total FY23	MOF
\$ 429,682,887		23,178,774		\$ 452,861,661	A
\$ 210,866,151		2,567,982		\$ 213,434,133	B
\$ 87,790,407	(1,790,751)			\$ 85,999,656	N
\$ 50,714,523	(1,349,392)			\$ 49,365,131	P
\$ 5,223,013		2,750,000		\$ 7,973,013	U
\$ 262,435,412				\$ 262,435,412	W
\$ -				\$ -	V
\$ 1,046,712,393	\$ (3,140,143)	\$ 28,496,756	\$ -	\$ 1,072,069,006	Total

Department of Health
Program ID Totals

Table 3

Prog ID	Program Title	MOF	As budgeted (FY22)			As budgeted (FY23)			Governor's Submittal (FY22)				Governor's Submittal (FY23)			
			Pos (P)	Pos (T)	\$\$\$	Pos (P)	Pos (T)	\$\$\$	Pos (P)	Pos (T)	\$\$\$	Percent Change of \$\$\$\$	Pos (P)	Pos (T)	\$\$\$	Percent Change of \$\$\$\$
HTH 100	COMMUNICABLE DISEASE AND PUBLIC HTH NURSING	A	219.87	1.00	28,407,295	219.87	1.00	28,407,295	219.87	1.00	28,407,295	0%	225.87	1.00	28,665,871	1%
		B	-	-	13,343	-	-	13,343	-	-	13,343	0%	-	-	13,343	0%
		N	-	21.00	8,723,375	-	21.00	8,723,375	-	21.00	8,723,375	0%	-	21.00	8,723,375	0%
		P	14.00	25.50	5,607,365	14.00	25.50	5,607,365	14.00	25.50	4,841,474	-14%	14.00	25.50	5,607,365	0%
		U	3.00	1.00	759,649	3.00	1.00	759,649	3.00	1.00	759,649	0%	3.00	1.00	759,649	0%
HTH 131	DISEASE OUTBREAK CONTROL	A	21.60	-	1,735,038	21.60	-	1,735,038	22.60	-	1,806,860	4%	21.60	-	1,771,078	2%
		N	23.40	10.00	3,778,582	23.40	10.00	3,778,582	23.40	10.00	3,778,582	0%	22.40	9.00	3,678,795	-3%
		P	1.00	29.50	5,037,858	1.00	29.50	5,037,858	-	29.50	4,954,506	-2%	1.00	24.50	4,252,020	-16%
HTH 420	ADULT MENTAL HEALTH OUTPATIENT	A	177.50	87.50	58,152,953	177.50	87.50	58,152,953	185.50	79.50	58,152,953	0%	174.50	87.50	58,123,241	0%
		B	-	-	11,610,000	-	-	11,610,000	-	-	11,610,000	0%	-	-	11,610,000	0%
		N	-	1.00	2,333,370	-	1.00	2,333,370	-	1.00	2,333,370	0%	-	1.00	2,333,370	0%
HTH 430	ADULT MENTAL HEALTH INPATIENT	A	737.00	23.00	87,811,711	737.00	23.00	87,811,711	739.00	21.00	83,505,878	-5%	721.00	20.00	91,255,520	4%
		V	-	-	6,180,433	-	-	-	-	-	-	-100%	-	-	-	0%
HTH 440	ALCOHOL & DRUG ABUSE DIVISION	A	29.00	-	20,222,028	29.00	-	20,222,028	29.00	-	20,222,028	0%	29.00	-	20,222,028	0%
		B	-	-	750,000	-	-	750,000	-	-	750,000	0%	-	-	750,000	0%
		N	-	-	8,857,980	-	-	8,857,980	-	-	8,857,980	0%	-	-	8,857,980	0%
		P	-	7.50	6,570,543	-	7.50	6,570,543	-	7.50	6,570,543	0%	-	8.00	6,570,543	0%
HTH 460	CHILD & ADOLESCENT MENTAL HEALTH	A	162.00	10.50	43,394,645	162.00	10.50	43,394,645	162.00	10.50	43,394,645	0%	159.50	8.00	43,394,645	0%
		B	17.00	6.00	15,206,904	17.00	6.00	15,206,904	17.00	6.00	15,206,904	0%	29.00	-	15,206,904	0%
		N	-	5.00	2,339,630	-	5.00	2,339,630	-	5.00	2,339,630	0%	-	5.00	2,339,630	0%
		P	-	-	-	-	-	-	-	-	-	0%	-	-	-	0%
		U	-	2.00	2,281,992	-	2.00	2,281,992	-	2.00	2,281,992	0%	-	2.00	2,281,992	0%
HTH 495	BEHAVIORAL HEALTH ADMINISTRATION	A	39.50	39.50	6,328,289	39.50	39.50	6,328,289	39.50	39.50	6,328,289	0%	37.50	39.50	6,185,561	-2%
		P	-	1.00	137,363	-	1.00	137,363	-	1.00	137,363	0%	-	1.00	137,363	0%
HTH 501	DEVELOPMENTAL DISABILITIES	A	194.75	3.00	89,414,764	194.75	3.00	89,414,764	194.75	3.00	89,414,764	0%	207.00	2.00	99,534,823	11%
		B	3.00	-	7,474,994	3.00	-	7,474,994	3.00	-	1,074,994	-86%	4.00	-	7,704,321	3%
HTH 520	DISABILITY & COMMUNICATION ACCESS BOARD	A	11.00	-	820,779	11.00	-	820,779	11.00	-	1,016,686	24%	10.00	-	820,779	0%
		B	8.00	-	1,263,722	8.00	-	1,263,722	8.00	-	1,067,815	-16%	8.00	-	1,263,722	0%
		U	2.00	-	299,731	2.00	-	299,731	2.00	-	299,731	0%	2.00	-	299,731	0%
HTH 560	FAMILY HEALTH SERVICES	A	98.50	1.00	29,759,413	98.50	1.00	29,759,413	98.00	1.50	31,149,694	5%	101.00	1.00	34,763,804	17%
		B	16.00	2.00	18,474,919	16.00	2.00	18,474,919	15.00	2.00	18,527,875	0%	16.50	2.00	18,413,398	0%
		N	119.50	12.30	38,710,996	119.50	12.30	40,094,927	119.50	12.30	38,710,996	0%	114.50	11.30	38,390,393	-4%
		P	16.00	11.70	12,586,440	16.00	11.70	12,586,440	17.00	6.70	11,397,543	-9%	16.50	14.20	11,752,886	-7%
		U	-	-	203,441	-	-	203,441	-	-	203,441	0%	-	-	203,441	0%
		V	-	-	2,383,931	-	-	-	-	-	-	-100%	-	-	-	0%
HTH 590	CHRONIC DISEASE PREVENTION & HEALTH PROMOTION	A	38.50	3.00	6,536,328	38.50	3.00	6,536,328	39.50	2.00	7,016,328	7%	38.50	3.00	6,536,328	0%
		B	-	-	48,706,356	-	-	48,706,356	-	-	48,656,356	0%	-	-	48,706,356	0%
		P	9.50	21.50	6,829,854	9.50	21.50	6,829,854	10.50	22.50	6,994,004	2%	9.50	21.50	6,829,854	0%
		U	1.00	1.00	1,177,177	1.00	1.00	1,177,177	-	-	1,000,000	-15%	1.00	1.00	1,177,177	0%
HTH 595	HEALTH RESOURCES ADMINISTRATION	A	16.00	5.00	2,580,742	16.00	5.00	2,779,226	6.00	2.00	236,630	-91%	16.00	5.00	2,779,226	0%
		B	-	-	-	-	-	-	7.00	3.00	1,482,757	NA	3.00	-	516,612	NA
		V	-	-	-	-	-	-	-	-	-	0%	125.00	-	8,093,796	NA
		(Line Item Veto MOF-V, Gov 6/24/21)	-	-	-	-	-	-	-	-	-	0%	-	-	-	-
HTH 610	ENVIRONMENTAL HEALTH SERVICES	A	123.00	-	7,771,989	123.00	-	7,857,912	124.00	-	8,216,858	6%	28.00	-	3,895,848	-50%
		B	30.00	-	3,845,848	30.00	-	3,845,848	30.00	-	3,845,848	0%	2.00	-	158,000	-96%
		N	2.00	-	158,000	2.00	-	158,000	2.00	-	158,000	0%	2.00	-	396,994	151%
		P	2.00	-	430,447	2.00	-	396,994	2.00	-	364,150	-15%	3.00	-	253,073	-36%
		U	3.00	-	253,073	3.00	-	253,073	3.00	-	253,073	0%	72.00	1.00	8,080,977	3093%
HTH 710	STATE LABORATORY SERVICES	A	72.00	1.00	8,047,815	72.00	1.00	7,897,815	73.00	1.00	8,299,666	3%	-	2.00	102,101	-99%
		N	-	9.00	1,029,222	-	9.00	1,029,222	-	9.00	1,029,222	0%	-	9.00	1,029,222	0%
		P	-	2.00	644,990	-	2.00	429,999	-	2.00	176,112	-73%	-	2.00	429,999	0%

Department of Health
Program ID Totals

Table 3

Prog ID	Program Title	MOF	As budgeted (FY22)			As budgeted (FY23)			Governor's Submittal (FY22)				Governor's Submittal (FY23)			
			Pos (P)	Pos (T)	\$\$\$	Pos (P)	Pos (T)	\$\$\$	Pos (P)	Pos (T)	\$\$\$	Percent Change of \$\$\$\$	Pos (P)	Pos (T)	\$\$\$	Percent Change of \$\$\$\$
HTH 720	HEALTH CARE ASSURANCE	A	24.40	2.00	3,204,264	24.40	2.00	3,204,264	26.80	2.00	3,568,282	11%	21.50	2.00	3,541,516	11%
		B	-	-	1,315,000	-	-	1,315,000	-	-	421,000	-68%	2.35	-	2,025,000	54%
		P	18.40	-	4,841,562	18.40	-	4,841,562	16.00	-	4,388,679	-9%	20.15	-	4,841,562	0%
HTH 730	EMERGENCY MEDICAL SERVICES AND INJURY PREVENTION SYSTEM	A	10.00	1.40	4,503,945	10.00	1.40	4,503,945	10.00	1.40	68,986,714	1432%	10.00	1.40	4,503,945	0%
		B	-	6.00	22,267,084	-	6.00	22,267,084	-	6.00	22,305,304	0%	-	6.00	22,267,084	0%
		P	-	2.00	340,000	-	2.00	340,000	-	2.00	340,000	0%	-	2.00	610,000	79%
		V	-	-	-	-	-	-	-	-	-	0%	-	-	-	0%
HTH 760	HEALTH STATUS MONITORING	A	32.50	-	1,348,789	32.50	-	1,348,789	33.50	-	1,500,225	11%	32.50	-	2,425,634	80%
		B	-	2.00	520,349	-	2.00	520,349	-	2.00	520,349	0%	-	2.00	520,349	0%
		P	5.00	-	495,901	5.00	-	495,901	4.00	-	342,300	-31%	5.00	-	495,901	0%
HTH 840	ENVIRONMENTAL MANAGEMENT	A	74.00	1.00	5,096,566	74.00	1.00	5,127,007	75.00	-	5,298,304	4%	74.00	1.00	5,262,473	3%
		B	57.00	6.00	79,269,535	57.00	6.00	79,269,535	64.00	7.00	80,074,115	1%	60.00	4.00	80,290,998	1%
		N	32.10	2.00	6,535,768	32.10	2.00	4,115,850	32.10	2.00	5,002,918	-23%	33.10	1.00	4,115,850	0%
		P	7.25	4.00	2,570,528	7.25	4.00	2,670,536	7.25	4.00	1,311,612	-49%	7.25	4.00	2,670,536	0%
		U	2.00	-	247,950	2.00	-	247,950	2.00	-	247,950	0%	2.00	-	2,997,950	1109%
		W	43.00	-	259,623,052	43.00	-	259,751,250	37.00	-	209,155,108	-19%	43.00	-	259,751,250	0%
HTH 849	ENVIRONMENTAL HEALTH ADMINISTRATION	A	22.50	1.25	3,110,974	22.50	1.25	3,110,974	22.00	1.25	3,782,501	22%	22.50	1.25	3,110,974	0%
		B	-	-	34,097	-	-	34,097	0.50	-	82,368	142%	-	-	34,097	0%
		N	1.55	0.60	144,015	1.55	0.60	144,015	2.30	0.60	183,732	28%	1.55	0.60	144,015	0%
		P	11.95	2.15	6,903,432	11.95	2.15	2,746,317	11.20	2.15	2,626,604	-62%	11.95	2.15	2,746,317	0%
		W	11.00	-	2,684,162	11.00	-	2,684,162	11.00	-	2,684,162	0%	11.00	-	2,684,162	0%
HTH 904	EXECUTIVE OFFICE ON AGING	A	8.10	3.35	10,898,358	8.10	3.35	10,898,358	8.54	2.35	13,586,182	25%	10.60	2.85	12,453,558	14%
		N	6.90	2.00	10,426,456	6.90	2.00	10,426,456	6.46	2.00	7,680,000	-26%	7.40	1.50	10,426,456	0%
		P	-	8.00	1,223,791	-	8.00	1,223,791	-	8.00	1,223,791	0%	-	8.00	1,223,791	0%
		V	-	-	1,500,000	-	-	-	-	-	-	-100%	-	-	-	0%
HTH 905	DEVELOPMENTAL DISABILITIES COUNCIL	A	2.50	-	246,563	2.50	-	246,563	2.50	-	246,563	0%	2.50	-	246,563	0%
		N	5.00	-	514,000	5.00	-	514,000	5.00	-	514,000	0%	5.00	-	527,570	3%
HTH 906	STATE HEALTH PLANNG & DEV AGENCY	A	6.00	-	475,769	6.00	-	475,769	6.00	-	475,769	0%	5.72	-	504,777	6%
		B	-	-	114,000	-	-	114,000	-	-	114,000	0%	0.28	-	114,000	0%
HTH 907	GENERAL ADMINISTRATION	A	126.00	5.00	9,140,986	126.00	5.00	9,179,760	126.00	5.00	10,312,021	13%	149.00	5.00	10,105,692	10%
		B	-	-	-	-	-	-	-	-	-	0%	-	-	-	0%
		N	8.00	20.00	5,275,000	8.00	20.00	5,275,000	8.00	20.00	4,810,939	-9%	8.00	20.00	5,275,000	0%
HTH 908	OFFICE OF LANGUAGE ACCESS	P	-	5.00	800,000	-	5.00	800,000	-	5.00	800,000	0%	-	5.00	800,000	0%
		A	5.00	-	469,262	5.00	-	469,262	5.00	-	478,852	2%	5.00	-	478,852	2%

Department of Health
Budget Decisions

Table 4

Prog ID	Sub-Org	Description of Request	MOF	Initial Department Requests						Budget and Finance Recommendations						Governor's Decision					
				FY22			FY23			FY22			FY23			FY22			FY23		
				Pos (P)	Pos (T)	\$\$\$	Pos (P)	Pos (T)	\$\$\$	Pos (P)	Pos (T)	\$\$\$	Pos (P)	Pos (T)	\$\$\$	Pos (P)	Pos (T)	\$\$\$	Pos (P)	Pos (T)	\$\$\$
HTH430	HQ	Transfer funds from OCE to fully fund 5.0 unfunded FILLED Positions	A						\$	356,688				\$	356,688				\$	356,688	
HTH430	HQ	Transfer funds from OCE to fully fund 5.0 unfunded FILLED Positions	A						\$	(356,688)				\$	(356,688)				\$	(356,688)	
HTH430	HQ	Transfer funds from OCE to fully fund 5.00 underfunded positions	A						\$	185,358				\$	-				\$	-	
HTH430	HQ	Transfer funds from OCE to fully fund 5.00 underfunded positions	A						\$	(185,358)				\$	-				\$	-	
HTH907	AG	Transfer 1.0 FTE from HTH907/AG (HISO) to HTH460/HF (CAMHD)	A				(1.00)						(1.00)					(1.00)			
HTH460	HO	Transfer Funds to HTH 460/HF from HTH 460/HO to fund unfunded IT Band B position #123331	A						\$	(128,688)				\$	(128,688)				\$	(128,688)	
HTH460	HF	Transfer 1.00 FTE from HTH907/AG and Funds from HTH460/HO to HTH460/HF to fund unfunded #123331	A				1.00		\$	128,688			1.00	\$	128,688			1.00	\$	128,688	
HTH430	HQ	Transfer Funds from OCE to Fully Fund 9.00 Unfunded Positions	A						\$	942,000				\$	942,000				\$	942,000	
HTH430	HQ	Transfer Funds from OCE to Fully Fund 9.00 Unfunded Positions	A						\$	(942,000)				\$	(942,000)				\$	(942,000)	
HTH420	HL	Trade-off/transfer funds within HTH 420/HL to fund an unfunded Administrative Specialist IV position and negative PSA by reducing 1 Perm FTE and funds for RN V	A				(1.00)		\$	(126,588)			(1.00)	\$	(126,588)			(1.00)	\$	(126,588)	
HTH420	HL	Trade-off/transfer funds within HTH 420/HL to fund an unfunded Administrative Specialist IV position and negative PSA by reducing 1 Perm FTE and funds for RN V	A						\$	126,588				\$	126,588				\$	126,588	
HTH420	HE	Trade-off/transfer funds within HTH 420/HE to fund an unfunded Administrative Specialist IV position	A						\$	(55,200)				\$	(55,200)				\$	(55,200)	
HTH420	HE	Trade-off/transfer funds within HTH 420/HE to fund an unfunded Administrative Specialist IV position	A						\$	55,200				\$	55,200				\$	55,200	
HTH495	HB	Trade-off/transfer funds for unfunded Office Assistant III position	A						\$	33,120				\$	33,120				\$	33,120	
HTH495	HB	Trade-off/transfer funds for unfunded Office Assistant III position	A						\$	(33,120)				\$	(33,120)				\$	(33,120)	
HTH907	AB	Trade-off/transfer funds within HTH907/AB to fund #23877 Program Evaluation Analyst V, #2976 Pre Audit Clerk I, and #118021 Office Assistant IV positions	A						\$	(133,896)				\$	(133,896)				\$	(133,896)	
HTH907	AB	Trade-off/transfer funds within HTH907/AB to fund #23877 Program Evaluation Analyst V, #2976 Pre Audit Clerk I, and #118021 Office Assistant IV positions	A						\$	133,896				\$	133,896				\$	133,896	
HTH907	AD	Tradeoff/Transfer Funds within HTH907/AD to Fund 2.00 FTE Permanent Positions for the Human Resources Office	A						\$	(72,660)				\$	(72,660)				\$	(72,660)	
HTH907	AD	Tradeoff/Transfer Funds within HTH907/AD to Fund 2.00 FTE Permanent Positions for the Human Resources Office	A						\$	72,660				\$	72,660				\$	72,660	
HTH610	FQ	Transfer funds Within Personal Services to Fully Fund Salary for 1.00 Permanent Food Safety Specialist IV on Maui to Enforce Food Safety and Environmental Health Regulations.	A						\$	(55,200)				\$	(55,200)				\$	(55,200)	
HTH610	FQ	Transfer funds Within Personal Services to Fully Fund Salary for 1.00 Permanent Food Safety Specialist IV on Maui to Enforce Food Safety and Environmental Health Regulations.	A						\$	55,200				\$	55,200				\$	55,200	
HTH460	HO	Transfer special funds to various programs to fund 6 unfunded positions	B						\$	(641,368)				\$	(641,368)				\$	(641,368)	

Department of Health
Budget Decisions

Table 4

Prog ID	Sub-Org	Description of Request	MOF	Initial Department Requests				Budget and Finance Recommendations				Governor's Decision					
				FY22		FY23		FY22		FY23		FY22		FY23			
HTH460	HF	Change MOF and fund 3.00 unfunded positions -Planner V #117147, Public Hth Administrator #90018H, Contracts Specialist #123200	A		(3.00)					(3.00)					(3.00)		
HTH460	HF	Change MOF and fund 3.00 unfunded positions -Planner V #117147, Public Hth Administrator #90018H, Contract Specialist #123200	B		3.00		\$ 371,803			3.00		\$ 371,803			3.00		\$ 371,803
HTH460	HE	Change MOF and fund the unfunded HSP IV position #110066	A		(1.00)					(1.00)					(1.00)		
HTH460	HE	Change MOF and fund the unfunded HSP IV position #110066	B		1.00		\$ 89,855			1.00		\$ 89,855			1.00		\$ 89,855
HTH460	HV	Change MOF and fund the unfunded HSP IV position #108740	A		(1.00)					(1.00)					(1.00)		
HTH460	HV	Change MOF and fund the unfunded HSP IV position #108740	B		1.00		\$ 89,855			1.00		\$ 89,855			1.00		\$ 89,855
HTH460	HS	Change MOF and fund the unfunded Adm Spec IV position #118022	A		(1.00)					(1.00)					(1.00)		
HTH460	HS	Change MOF and fund the unfunded Adm Spec IV position #118022	B		1.00		\$ 89,855			1.00		\$ 89,855			1.00		\$ 89,855
HTH720	MP	Adjust salaries and fringe benefits within OHCA ceilings by changing method of financing from General Funds (G**-104-H) to combination of Special Funds (S**-310-H) and Other Federal Funds	B		2.05		\$ 188,170			2.05		\$ 188,170			2.05		\$ 188,170
HTH720	MP	Adjust salaries and fringe benefits within OHCA ceilings by changing method of financing from General Funds (G**-104-H) to combination of Special Funds (S**-310-H) and Other Federal Funds	B				\$ (188,170)					\$ (188,170)					\$ (188,170)
HTH720	MP	Adjust salaries and fringe benefits within OHCA ceilings by changing method of financing from General Funds (G**-104-H) to combination of Special Funds (S**-310-H) and Other Federal Funds	P		0.85		\$ 159,577			0.85		\$ 159,577			0.85		\$ 159,577
HTH720	MP	Adjust salaries and fringe benefits within OHCA ceilings by changing method of financing from General Funds (G**-104-H) to combination of Special Funds (S**-310-H) and Other Federal Funds	P				\$ (159,577)					\$ (159,577)					\$ (159,577)
HTH720	MP	Adjust salaries and fringe benefits within OHCA ceilings by changing method of financing from General Funds (G**-104-H) to combination of Special Funds (S**-310-H) and Other Federal Funds	A		(2.90)					(2.90)					(2.90)		
HTH720	MP	Restore 0.20 FTE Permanent RN V (#48031) position and fund the position with OHCA Special Fund and Other Federal Funds. 0.20 FTE and funds in MOF A were deleted in Act 9, SLH 2020.	B		0.15		\$ 31,680			0.15		\$ 31,680			0.15		\$ 31,680
HTH720	MP	Restore 0.20 FTE Permanent RN V (#48031) position and fund the position with OHCA Special Fund and Other Federal Funds. 0.20 FTE and funds in MOF A were deleted in Act 9, SLH 2020.	B				\$ (31,680)					\$ (31,680)					\$ (31,680)
HTH720	MP	Restore 0.20 FTE Permanent RN V (#48031) position and fund the position with OHCA Special Fund and Other Federal Funds. 0.20 FTE and funds in MOF A were deleted in Act 9, SLH 2020.	P		0.05		\$ 10,559			0.05		\$ 10,559			0.05		\$ 10,559
HTH720	MP	Restore 0.20 FTE Permanent RN V (#48031) position and fund the position with OHCA Special Fund and Other Federal Funds. 0.20 FTE and funds in MOF A were deleted in Act 9, SLH 2020.	P				\$ (10,559)					\$ (10,559)					\$ (10,559)
HTH730	MQ	Transfer Trauma System Special Funds (TSSF) from HTH 730/MQ Other Current Expenses to HTH 730/MT Personal Services to fund Trauma System Office Assistant #120995 and fully fund requirements for Fringe Benefits for this position and other TSSF funded positions.	B				\$ (61,218)					\$ (61,218)					\$ (61,218)

Department of Health
Budget Decisions

Table 4

Prog ID	Sub-Org	Description of Request	MOF	Initial Department Requests				Budget and Finance Recommendations				Governor's Decision			
				FY22	FY23	FY22	FY23	FY22	FY23	FY22	FY23				
HTH730	MT	Transfer Trauma System Special Funds (TSSF) to HTH 730/MT Personal Services from HTH 730/MQ Other Current Expenses to fund Trauma System Office Assistant #120995 and fully fund requirements for Fringe Benefits for this position and other TSSF funded positions.	B				\$ 61,218				\$ 61,218				\$ 61,218
HTH840	FJ	Trade-off Funds to Fully Fund Salaries for 2.00 Permanent Environmental Health Specialist IIIs in the Solid and Hazardous Waste Branch and Delete Negative Budget Line.	B				\$ (155,004)				\$ (155,004)				\$ (155,004)
HTH840	FJ	Trade-off Funds to Fully Fund Salaries for 2.00 Permanent Environmental Health Specialist IIIs in the Solid and Hazardous Waste Branch and Delete Negative Budget Line.	B				\$ 155,004				\$ 155,004				\$ 155,004
HTH906	AC	Transfer funds from Personal Services (CB Cost Adjustment) and Other Current Expenses (Line#36, 7200 Miscellaneous Current Expenses) to fully fund the unfunded Administrator position #100956, defunded by Act 009/SLH2020.	B				\$ (27,613)				\$ (44,948)				\$ (44,948)
HTH906	AC	Transfer funds from Personal Services (CB Cost Adjustment) and Other Current Expenses (Line#36, 7200 Miscellaneous Current Expenses) to fully fund the unfunded Administrator position #100956, defunded by Act 009/SLH2020.	B		0.28		\$ 27,613		0.28		\$ 44,948		0.28		\$ 44,948
HTH906	AC	Transfer funds from Personal Services (CB Cost Adjustment) and Other Current Expenses (Line#36, 7200 Miscellaneous Current Expenses) to fully fund the unfunded Administrator position #100956, defunded by Act 009/SLH2020.	A		(0.28)		\$ (71,183)		(0.28)		\$ (71,183)		(0.28)		\$ (71,183)
HTH906	AC	Transfer funds from Personal Services (CB Cost Adjustment) and Other Current Expenses (Line#36, 7200 Miscellaneous Current Expenses) to fully fund the unfunded Administrator position #100956, defunded by Act 009/SLH2020.	A				\$ 71,183				\$ 71,183				\$ 71,183
HTH420	HO	Trade-off/transfer 1 position and funds from HTH 420/HO to HTH 495/HB per the reorg acknowledged on 3/18/2020	A		(1.00)		\$ (29,712)		(1.00)		\$ (29,712)		(1.00)		\$ (29,712)
HTH495	HB	Trade-off/transfer 1 position and funds from HTH 420/HO to HTH 495/HB per the reorg acknowledged on 3/18/2020	A		1.00		\$ 29,712		1.00		\$ 29,712		1.00		\$ 29,712
HTH420	HO	Trade-off/transfer funds from HTH 420/HO to HTH 420/HG to eliminate the negative personal services adjustment	A				\$ (199,976)				\$ (199,976)				\$ (199,976)
HTH420	HG	Trade-off/transfer funds from HTH 420/HO to HTH 420/HG to eliminate the negative personal services adjustment	A				\$ 199,976				\$ 199,976				\$ 199,976
HTH420	HO	Trade-off/transfer funds from HTH 420/HO to HTH 420/HN to eliminate the negative personal services adjustment	A				\$ (290,166)				\$ (290,166)				\$ (290,166)
HTH420	HN	Trade-off/transfer funds from HTH 420/HO to HTH 420/HN to eliminate the negative personal services adjustment	A				\$ 290,166				\$ 290,166				\$ 290,166
HTH420	HO	Trade-off/transfer funds from HTH 420/HO to HTH 420/HM to eliminate the negative personal services adjustment	A				\$ (701,041)				\$ (701,041)				\$ (701,041)
HTH420	HM	Trade-off/transfer funds from HTH 420/HO to HTH 420/HM to eliminate the negative personal services adjustment	A				\$ 701,041				\$ 701,041				\$ 701,041
HTH420	HO	Trade-off/transfer funds from HTH 420/HO to HTH 420/HL to eliminate the negative personal services adjustment	A				\$ (636,497)				\$ (633,413)				\$ (633,413)

Department of Health
Budget Decisions

Table 4

Prog ID	Sub-Org	Description of Request	MOF	Initial Department Requests				Budget and Finance Recommendations				Governor's Decision				
				FY22		FY23		FY22		FY23		FY22		FY23		
HTH420	HL	Trade-off/transfer funds from HTH 420/HO to HTH 420/HL to eliminate the negative personal services adjustment	A				\$ 636,497				\$ 633,413				\$ 633,413	
HTH420	HO	Trade-off/transfer funds from HTH 420/HO to HTH 420/HE to eliminate the negative personal services adjustment	A				\$ (1,658,415)				\$ (1,658,415)				\$ (1,658,415)	
HTH420	HE	Trade-off/transfer funds from HTH 420/HO to HTH 420/HE to eliminate the negative personal services adjustment	A				\$ 1,658,415				\$ 1,658,415				\$ 1,658,415	
HTH430	HR	Transfer Positions across HQ and HR per reorg.	A		(0.50)	(1.00)	\$ (39,090)			(0.50)	(1.00)	\$ (39,090)		(0.50)	(1.00)	\$ (39,090)
HTH430	HQ	Transfer Positions across HQ and HR per reorg.	A		0.50	1.00	\$ 39,090			0.50	1.00	\$ 39,090		0.50	1.00	\$ 39,090
HTH501	JO	Transfer three (3) positions from Org Code JO to KB per reorg approved on December 17, 2020.	A		(3.00)					(3.00)		\$ (186,168)		(3.00)		\$ (186,168)
HTH501	KB	Transfer three (3) positions from Org Code JO to KB per reorg approved on December 17, 2020.	A		3.00					3.00		\$ 186,168		3.00		\$ 186,168
HTH610	FQ	Trade-off Funds to Rebudget 14.00 Permanent Positions from Food Safety Specialist III to Food Safety Specialist IV, to Implement Reorganization and Redescribe Positions.	B				\$ (811,188)				\$ (811,188)				\$ (811,188)	
HTH610	FQ	Trade-off Funds to Rebudget 14.00 Permanent Positions from Food Safety Specialist III to Food Safety Specialist IV, to Implement Reorganization and Redescribe Positions.	B				\$ 811,188				\$ 811,188				\$ 811,188	
HTH710	MG	Transfer Collective Bargaining from HTH710/MG to HTH710/MB to Cover Salaries	A				\$ (52,353)				\$ (52,353)				\$ (52,353)	
HTH710	MB	Transfer Collective Bargaining from HTH710/MG to HTH710/MB to Cover Salaries	A				\$ 52,353				\$ 52,353				\$ 52,353	
HTH710	MM	Transfer Collective Bargaining from HTH710/MN to HTH710/MM to Cover Salaries	A				\$ (11,338)				\$ (11,338)				\$ (11,338)	
HTH710	MN	Transfer Collective Bargaining from HTH710/MN to HTH710/MM to Cover Salaries	A				\$ 11,338				\$ 11,338				\$ 11,338	
HTH730	MQ	Transfer Trauma System Special Funds (TSSF) from HTH 730/MQ Other Current Expenses to HTH 730/MQ Personal Services to fully fund requirements for Fringe Benefits for TSSF funded positions.	B				\$ (4,566)				\$ (4,566)				\$ (4,566)	
HTH730	MQ	Transfer Trauma System Special Funds (TSSF) from HTH 730/MQ Other Current Expenses to HTH 730/MQ Personal Services to fully fund requirements for Fringe Benefits for TSSF funded positions.	B				\$ 4,566				\$ 4,566				\$ 4,566	
HTH495	HC	Trade-off/transfer 3 positions and funds from HTH 495/HC to HTH 907/AB per the reorg acknowledged on 5/14/2020	A		(2.00)	(1.00)	\$ (172,440)			(2.00)	(1.00)	\$ (172,440)		(2.00)	(1.00)	\$ (172,440)
HTH907	AB	Trade-off/transfer 3 positions and funds from HTH 495/HC to HTH 907/AB per the reorg acknowledged on 5/14/2020.	A		2.00	1.00	\$ 172,440			2.00	1.00	\$ 172,440		2.00	1.00	\$ 172,440
HTH907	AP	Transfer CB Funds to HTH906/AC and HTH908/AR	A				\$ (38,598)				\$ (38,598)				\$ (38,598)	
HTH906	AC	Transfer CB Funds from HTH907/AP to HTH906/AC.	A				\$ 29,008				\$ 29,008				\$ 29,008	
HTH908	AR	Transfer CB Funds from HTH907/AP to HTH908/AR.	A				\$ 9,590				\$ 9,590				\$ 9,590	
HTH430	HR	Transfer Funds from OCE to Fully Fund 1.00 Unfunded Position	A				\$ 44,562				\$ 44,562				\$ 44,562	
HTH430	HR	Transfer Funds from OCE to Fully Fund 1.00 Unfunded Position	A				\$ (44,562)				\$ (44,562)				\$ (44,562)	
HTH131	DC	Abolish 3.00 FTE federally funded positions	N		(1.00)	(1.00)	\$ (99,787)			(1.00)	(1.00)	\$ (99,787)		(1.00)	(1.00)	\$ (99,787)
HTH131	DC	Abolish 3.00 FTE federally funded positions	P				\$ (66,156)				\$ (66,156)				\$ (66,156)	
HTH131	DJ	Abolish 3.00 FTE federally funded positions.	P			(3.00)	\$ (199,682)				\$ (199,682)			(3.00)	\$ (199,682)	
HTH440	HU	Increase FTE for position 122752 Program Specialist IV in the Alcohol and Drug Abuse Division	P			0.50	\$ 43,370				\$ 43,370			0.50	\$ 43,370	

Department of Health
Budget Decisions

Table 4

Prog ID	Sub-Org	Description of Request	MOF	Initial Department Requests				Budget and Finance Recommendations				Governor's Decision				
				FY22		FY23		FY22		FY23		FY22		FY23		
HTH440	HU	Increase FTE for position 122752 Program Specialist IV in the Alcohol and Drug Abuse Division	P				\$ (43,370)				\$ (43,370)				\$ (43,370)	
HTH560	CC	Add 1.0 FTE HSP IV and .50 FTE EHS IV for federal grant HI-CLPPP.	P			1.50	\$ 134,782				1.50	\$ 134,782			1.50	\$ 134,782
HTH560	CC	Add 1.0 FTE HSP IV and .50 FTE EHS IV for federal grant HI-CLPPP.	P				\$ (134,782)				\$ (134,782)				\$ (134,782)	
HTH560	CW	Transfer position and change MOF from N to P or OA III position #23189.	N			(1.00)	\$ (45,923)				(1.00)	\$ (38,921)			(1.00)	\$ (38,921)
HTH560	CT	Transfer position and change MOF from N to P or OA III position #23189.	P			1.00	\$ 45,923				1.00	\$ 45,923			1.00	\$ 45,923
HTH560	CT	Transfer position and change MOF from N to P or OA III position #23189.	P				\$ (45,923)				\$ (45,923)				\$ (45,923)	
HTH560	CW	Delete RN IV position #15242 funded 50/50 by Title V and Title X.	N		(0.50)		\$ (90,156)			(0.50)	\$ (59,706)			(0.50)	\$ (59,706)	
HTH560	CW	Delete RN IV position #15242 funded 50/50 by Title V and Title X.	N				\$ 90,156				\$ -				\$ -	
HTH560	CW	Delete RN IV position #15242 funded 50/50 by Title V and Title X.	P		(0.50)		\$ (90,156)			(0.50)	\$ (90,156)			(0.50)	\$ (90,156)	
HTH560	CF	Delete SW VI position #14882 funded by Title V.	N		(1.00)		\$ (144,435)			(1.00)	\$ (144,435)			(1.00)	\$ (144,435)	
HTH560	CF	Delete SW VI position #14882 funded by Title V.	N				\$ 144,435				\$ 144,435				\$ 144,435	
HTH560	CW	Delete 4 Title X positions due to RIF caused by the State returning Title X funds to the feds.	N		(4.00)		\$ (311,519)			(4.00)	\$ (221,976)			(4.00)	\$ (221,976)	
HTH560	CW	Delete the Malama Grant from the BJ2 tables due to grant ending in 2015.	P				\$ (743,398)				\$ (743,398)				\$ (743,398)	
HTH720	MP	Trade-off/Transfer within OHCA's federal fund ceilings of Title XVIII Grant and Title XIX to eliminate the negative amount in the federal budget line 909, Personal Services Adjustment.	P				\$ 802,683				\$ 802,683				\$ 802,683	
HTH720	MP	Trade-off/Transfer within OHCA's federal fund ceilings of Title XVIII Grant and Title XIX to eliminate the negative amount in the federal budget line 909, Personal Services Adjustment.	P				\$ (802,683)				\$ (802,683)				\$ (802,683)	
HTH905	AH	Increase federal fund ceiling to align with anticipated federal awards.	N				\$ 13,570				\$ 13,570				\$ 13,570	
HTH131	DA	Transfer Emergency Medical Services for Children grant from HTH 131 to HTH 730.	P			(1.00)	\$ (520,000)				(1.00)	\$ (520,000)			(1.00)	\$ (520,000)
HTH730	MQ	Transfer Emergency Medical Services for Children grant from HTH 131 to HTH 730.	P			1.00	\$ 520,000				1.00	\$ 520,000			1.00	\$ 520,000
HTH730	MT	Delete 1.00 Temporary FTE position and Funds for the Hawaii Core State Violence and Injury Prevention Program (SVIPP) project that ended 07/31/2021.	P			(1.00)	\$ (250,000)				(1.00)	\$ (250,000)			(1.00)	\$ (250,000)
HTH430	HQ	Additional operating funds for new Hawaii State Hospital forensic building	A				\$ 3,487,633				\$ 3,487,633				\$ 3,487,633	
HTH100	DD	Request funds for new X-Ray Tech II and tradeoff FTE of unfunded RN V #3009.	A		(1.00)					(1.00)	\$ -			(1.00)	\$ -	
HTH100	DD	Request funds for new X-Ray Tech II and tradeoff FTE of unfunded RN V #3009.	A		1.00		\$ 26,022			1.00	\$ 26,022			1.00	\$ 26,022	
HTH100	DF	Request for Registered Nurse IV , Registered Nurse III, and Paramedical Assistant II position at Hale Mohalu Hospital.	A		3.00		\$ 122,526			3.00	\$ 122,526			3.00	\$ 122,526	
HTH100	DG	Request for Business Services Supervisor III, Office Assistant II, General Laborer II, and Painter I positions to replace essential mission critical positions in Kalaupapa that were deleted per Act 009, SLH 2020.	A		4.00		\$ 95,406			1.00	\$ 29,688			2.00	\$ 56,718	
HTH100	DG	Request for RN IV position in Kalaupapa to replace the position that was deleted per Act 009, SLH 2020.	A		1.00		\$ 53,310			1.00	\$ 53,310			1.00	\$ 53,310	
HTH131	DA	Request to fully fund Division Chief and Deputy positions.	A				\$ 36,040				\$ -				\$ 36,040	

Department of Health
Budget Decisions

Prog ID	Sub-Org	Description of Request	MOF	Initial Department Requests				Budget and Finance Recommendations				Governor's Decision			
				FY22		FY23		FY22		FY23		FY22		FY23	
HTH131	DA	Request for General Funds for 13.00 New Perm Positions.	A		13.00		\$ 500,062			-	\$ -			-	\$ -
HTH131	DA	Request General Funds for MAVEN and HIR Systems.	A				\$ 1,778,797				\$ -				\$ -
HTH131	DC	Change MOF from N (IMZ grant) to A for 1.00 Immunization Branch Chief.	N		(1.00)		\$ (151,755)			-	\$ -			-	\$ -
HTH131	DC	Change MOF from N (IMZ grant) to A for 1.00 Immunization Branch Chief.	A		1.00		\$ 100,500			-	\$ -			-	\$ -
HTH131	DC	(1) FTE Perm IT Band B and (1) FTE Temp IT Tech Support from DC to DA and MOF from IVC grant (MOF N) to GF(MOF A).	N		(1.00)	(1.00)	\$ (186,384)			-	\$ -			-	\$ -
HTH131	DA	(1) FTE Perm IT Band B and (1) FTE Temp IT Tech Support from DC to DA and to move from IVC grant (MOF N) to GF(MOF A)	A		1.00	1.00	\$ 123,433			-	\$ -			-	\$ -
HTH131	DJ	Request for General Funds for 2.00 Perm Epidemiological Specialist III, and 2.00 Perm Epidemiological Specialist IV.	A		4.00		\$ 106,224			-	\$ -			-	\$ -
HTH501	CN	Re-appropriate \$9,668,664 in FY22 to FY23 of one time lapsing Section 9817 ARPA Funds to address ARPA requirement to supplement, not supplant existing state funds.	A				\$ 9,668,664				\$ 9,668,664				\$ 9,668,664
HTH501	KB	Establish one (1) Clinical Psychologist position and one (1) Social Worker IV position in the Clinical & Eligibility Determination Staff Section.	A		2.00		\$ 61,200			2.00	\$ 61,200			2.00	\$ 61,200
HTH501	JQ	Establish one (1) Human Services Professional IV position and two (2) Human Services Professional III positions in the Hawaii District Health Office.	A		3.00		\$ 78,624			3.00	\$ 78,624			3.00	\$ 78,624
HTH501	JR	Establish one (1) Social Worker III position and variance position#113056 Office Assistant III, FTE0.75, SR08 to Social Service Assistant IV, FTE1.00, SR11 in the Maui District Health Office.	A		1.25		\$ 17,529			1.25	\$ 17,529			1.25	\$ 17,529
HTH501	CV	Fund position#12477 Social Worker V and establish one (1) Program Specialist IV position in the Community Resources Branch.	A		1.00		\$ 89,736			1.00	\$ 89,736			1.00	\$ 89,736
HTH501	ED	Establish one (1) Dental Assistant II position in the Hospital & Community Dental Services Branch.	A		1.00		\$ 16,560			1.00	\$ 16,560			1.00	\$ 16,560
HTH610	FN	Add Funds to Fully Fund 3.00 Permanent Positions for Vector Control and Delete Negative Budgeted Personal Services Adjustment.	A				\$ 265,473			-	\$ 97,992			-	\$ 97,992
HTH610	FN	Transfer Funds Within Personal Services to Change 3.00 Vector Control Worker II Positions to Vector Control Inspector II to Enable Position Variance and Redescription.	A				\$ (98,520)				\$ (98,520)				\$ (98,520)
HTH610	FN	Transfer Funds Within Personal Services to Change 3.00 Vector Control Worker II Positions to Vector Control Inspector II to Enable Position Variance and Redescription.	A				\$ 79,080				\$ 79,080				\$ 79,080
HTH610	FN	Transfer Funds Within Personal Services to Change 3.00 Vector Control Worker II Positions to Vector Control Inspector II to Enable Position Variance and Redescription.	U				\$ (44,648)				\$ (44,648)				\$ (44,648)
HTH610	FN	Transfer Funds Within Personal Services to Change 3.00 Vector Control Worker II Positions to Vector Control Inspector II to Enable Position Variance and Redescription.	U				\$ 44,648				\$ 44,648				\$ 44,648
HTH720	MP	Request additional general funds to eliminate the negative amount in the General Fund budget line 604.	A				\$ 337,252				\$ 337,252				\$ 337,252
HTH907	AK	Add funds to cover vacation payouts and other expenditures that are restricted under federal funds	A				\$ 100,000				\$ -				\$ -

Department of Health
Budget Decisions

Table 4

Prog ID	Sub-Org	Description of Request	MOF	Initial Department Requests		Budget and Finance Recommendations				Governor's Decision			
				FY22	FY23	FY22	FY23	FY22	FY23	FY22	FY23		
HTH 760	MS	Restore Operational Funding in the Office of Health Status Monitoring	A		\$ 241,405			\$ 119,336					\$ 241,405
HTH 760	MS	Restore Funding for the Administrative Specialist IV	A		\$ 55,200			\$ 55,200					\$ 55,200
HTH560	CG	Request additional General Funds for the federally mandated delivery of Early Intervention Services	A		\$ 3,601,533			\$ 3,601,533					\$ 3,601,533
HTH560	CG	Add 5.00 general fund positions required to meet federally mandated Early Intervention Program services.	A	5.00	\$ 144,003		3.00	\$ 88,803			3.00		\$ 88,803
HTH560	CW	Change from MOF N to A to correct budget error.	A		\$ 1,383,931			\$ 1,383,931					\$ 1,383,931
HTH560	CW	Change from MOF N to A to correct budget error.	N		\$ (1,383,931)			\$ (1,383,931)					\$ (1,383,931)
HTH560	KC	Increase permanent position from 0.50 FTE to 1.0 FTE for OA III (#120452) to be funded from OCE.	A	0.50	\$ 16,560		0.50	\$ 16,560			0.50		\$ 16,560
HTH560	KC	Increase permanent position from 0.50 FTE to 1.0 FTE for OA III (#120452) to be funded from OCE.	A		\$ (16,560)			\$ (16,560)					\$ (16,560)
HTH560	CC	Request a 1.0 FTE new permanent Human Services Professional for Newborn Metabolic Screening Program.	B	1.00	\$ 44,927		1.00	\$ 44,927			1.00		\$ 44,927
HTH560	CC	Request a 1.0 FTE new permanent Human Services Professional for Newborn Metabolic Screening Program.	B		\$ (44,927)			\$ (44,927)					\$ (44,927)
HTH595	KM	Add 3.00 Positions (Chemist V, EHS V, EHS IV) and Funds for Salaries plus Public Health Campaign.	A	3.00	\$ 460,276		-	\$ -			-		\$ -
HTH595	KM	Add 3.00 Positions (Chemist V, EHS V, EHS IV) and Funds for Salaries plus Public Health Campaign.	B								3.00		\$ 516,612
HTH560	CT	Request to change the MOF from A to P (Maternal, Infant, and Early Childhood Home Visiting) for position #22750 Human Svcs Prof V.	A	(1.00)	\$ (69,876)		(1.00)	\$ (69,876)			(1.00)		\$ (69,876)
HTH560	CT	Request to change the MOF from A to P (Maternal, Infant, and Early Childhood Home Visiting) for position #22750 Human Svcs Prof V.	P		\$ (113,744)			\$ (113,744)					\$ (113,744)
HTH560	CT	Request to change the MOF from A to P (Maternal, Infant, and Early Childhood Home Visiting) for position #22750 Human Svcs Prof V.	P	1.00	\$ 113,744		1.00	\$ 113,744			1.00		\$ 113,744
HTH560	CC	Change of MOF from 100% special fund to 50% MOF-B and 50% MOF-N to align with Branch needs and funding availability.	B	(0.50)	\$ (61,521)		(0.50)	\$ (61,521)			(0.50)		\$ (61,521)
HTH560	CC	Change of MOF from 100% special fund to 50% MOF-B and 50% MOF-N to align with Branch needs and funding availability.	N	0.50	\$ 61,521		0.50	\$ 61,521			0.50		\$ 61,521
HTH560	CC	Change of MOF from 100% special fund to 50% MOF-B and 50% MOF-N to align with Branch needs and funding availability.	N		\$ (61,521)			\$ (61,521)					\$ (61,521)
HTH610	FR	Change MOF from Special Funds to General Funds for 3.00 Permanent Environmental Health Specialists for Asbestos and Lead Regulation to Avoid Reduction-In-Force.	A	3.00	\$ 229,712		2.00	\$ 157,332			2.00		\$ 157,332
HTH610	FR	Change MOF from Special Funds to General Funds for 3.00 Permanent Environmental Health Specialists for Asbestos and Lead Regulation to Avoid Reduction-In-Force.	B	(3.00)	\$ (259,961)		(2.00)	\$ (157,332)			(2.00)		\$ (157,332)
HTH610	FR	Change MOF from Special Funds to General Funds for 3.00 Permanent Environmental Health Specialists for Asbestos and Lead Regulation to Avoid Reduction-In-Force.	B		\$ 259,961			\$ 157,332					\$ 157,332
HTH610	FN	Add 1.00 Permanent Program Specialist IV position and funds for Vector Control Branch to Enhance Activities to Prevent the Spread of Vector-Borne Diseases.	A	1.00	\$ 27,600		-	\$ -			-		\$ -
HTH610	FP	Add appropriation ceiling for Hawaii Hemp Processing Special Fund for Food and Drug Branch.	B		\$ 50,000			\$ 50,000					\$ 50,000

Department of Health
Budget Decisions

Prog ID	Sub-Org	Description of Request	MOF	Initial Department Requests		Budget and Finance Recommendations				Governor's Decision			
				FY22	FY23	FY22	FY23	FY22	FY23	FY22	FY23		
HTH710	MK	Restoration of Electricity Budget in State Laboratories Division	A		\$ 150,000				\$ -				\$ 150,000
HTH710	MG	Establish a DUI Laboratory for State Drug and Alcohol Toxicology Testing	B	6.00	\$ 181,764			2.00	\$ 102,101			2.00	\$ 102,101
HTH710	MH	Convert Position #30108 Air Quality Electronics Technician I to Chemist III	A	(1.00)	\$ (66,324)			(1.00)	\$ (66,324)			-	\$ -
HTH710	MH	Convert Position #30108 Air Quality Electronics Technician I to Chemist III	A	1.00	\$ 51,024			1.00	\$ 51,024			-	\$ -
HTH710	MH	Convert Position #34165 Air Quality Electronics Tech I to Chemist III and Request Funding for Position	A	(1.00)				-				-	\$ 33,162
HTH710	MH	Convert Position #34165 Air Quality Electronics Tech I to Chemist III and Request Funding for Position	A	1.00	\$ 25,512			-	\$ -			-	\$ -
HTH720	MP	Re-establish 1.00 FTE new permanent Registered Nurse V position and fund the position with OHCA Special Fund and Other Federal Funds	B	0.15	\$ 26,123			0.15	\$ 28,161			0.15	\$ 28,161
HTH720	MP	Re-establish 1.00 FTE new permanent Registered Nurse V position and fund the position with OHCA Special Fund and Other Federal Funds	B		\$ (26,123)				\$ (28,161)				\$ (28,161)
HTH720	MP	Re-establish 1.00 FTE new permanent Registered Nurse V position and fund the position with OHCA Special Fund and Other Federal Funds	P	0.85	\$ 148,028			0.85	\$ 159,576			0.85	\$ 159,576
HTH720	MP	Re-establish 1.00 FTE new permanent Registered Nurse V position and fund the position with OHCA Special Fund and Other Federal Funds	P		\$ (148,028)				\$ (159,576)				\$ (159,576)
HTH720	MP	One time increase of OHCA Special Fund ceiling by \$710,000 plus increase by \$15,000 per year to cover expenditures relating to Dietitian program activities.	B		\$ 725,000				\$ 725,000				\$ 725,000
HTH840	FF	Add 1.00 Permanent Engineer (Environmental) VI Position and Funds for Program Development and Technical Support in the Clean Air Branch.	B	1.00	\$ 85,248			1.00	\$ 85,248			1.00	\$ 85,248
HTH840	FJ	Add Funds and Transfer Funds Within Personal Services to Fully Fund Salaries for 3.00 Permanent General Fund Positions in the Solid and Hazardous Waste Branch.	A		\$ (44,006)			-	\$ (44,006)			-	\$ (44,006)
HTH840	FJ	Add Funds and Transfer Funds Within Personal Services to Fully Fund Salaries for 3.00 Permanent General Fund Positions in the Solid and Hazardous Waste Branch.	A		\$ 128,530				\$ 117,336				\$ 117,336
HTH840	FG	Add Funds to Fully Fund Salary for Permanent Engineer (Environmental) IV in the Clean Water Branch and to Delete Negative Budget Line for Collective Bargaining.	A		\$ 78,281				\$ 62,136				\$ 62,136
HTH840	FF	Add Appropriation Ceiling for Interdepartmental Transfer Funds for Clean Air Branch.	U		\$ 2,750,000				\$ 2,750,000				\$ 2,750,000
HTH840	FF	Increase Special Fund Ceiling to Fully Fund Salaries for Four Permanent Positions and Fringe Benefits in the Clean Air Branch.	B		\$ 936,215				\$ 936,215				\$ 936,215
HTH904	AJ	Add funds for Kupuna Care	A		\$ 1,500,000				\$ 1,500,000				\$ 1,500,000
HTH904	AJ	Add two Ombudsman positions	A		\$ 55,200	2.00		2.00	\$ 55,200			2.00	\$ 55,200
HTH907	AG	Add 1.0 FTE IT Broadband B position and funds for an encryption key management system and a video surveillance system	A	1.00	\$ 139,072			-	\$ -			-	\$ -
HTH495	HB	Reduce 1.00 permanent FTE and 1.00 temporary FTE to correct an error in Act 009, SLH 2020	A	(1.00)	1.00			(1.00)	1.00			(1.00)	1.00
HTH460	HF	Convert 7.00 positions from temporary to permanent in Child and Adolescent Mental Health Administration	A	1.00	(1.00)			1.00	(1.00)			1.00	(1.00)
HTH460	HF	Convert 7.00 positions from temporary to permanent in Child and Adolescent Mental Health Administration	B	6.00	(6.00)			6.00	(6.00)			6.00	(6.00)

Department of Health
Budget Decisions

Table 4

Prog ID	Sub-Org	Description of Request	MOF	Initial Department Requests				Budget and Finance Recommendations				Governor's Decision			
				FY22		FY23		FY22		FY23		FY22		FY23	
HTH460	HE	Convert 1.50 FTE positions from temporary to permanent in Oahu Services Branch	A		1.50	(1.50)			1.50	(1.50)			1.50	(1.50)	
HTH840	FF	Convert 1.00 Program Specialist IV and 1.00 Engineer (Environmental) V from Temporary to Permanent in the Clean Air Branch for Greenhouse Gas Program.	B		2.00	(2.00)			2.00	(2.00)			2.00	(2.00)	
HTH840	FG	Convert 1.00 Environmental Health Specialist IV from Temporary to Permanent in the Clean Water Branch for Water Quality Assurance.	N		1.00	(1.00)			1.00	(1.00)			1.00	(1.00)	
HTH907	AP	Convert Program Specialist V #121926 from temporary to permanent.	A		1.00	(1.00)			1.00	(1.00)			1.00	(1.00)	
HTH904	AJ	Convert Research Statistician V #117938 from temporary to permanent.	A		0.50	(0.50)			0.50	(0.50)			0.50	(0.50)	
HTH904	AJ	Convert Research Statistician V #117938 from temporary to permanent.	N		0.50	(0.50)			0.50	(0.50)			0.50	(0.50)	
HTH501	JO	Establish one (1) Human Services Professional IV position, one (1) Human Services Professional III position and one (1) Registered Nurse III position in the Case Management Branch.	A		3.00		\$ 101,478		-		\$ -		3.00	\$ 101,478	
HTH501	CU	Establish one (1) Human Services Professional V position and fund position#41490 Human Services Professional IV in the Case Management Branch, Supports Intensity Scale Staff.	A		1.00		\$ 86,268		-		\$ -		1.00	\$ 86,268	
HTH501	JA	Fund position#12470 Social Worker V and #113192 Human Services Professional V and establish one (1) Human Services Professional IV position in the Outcomes & Compliance Branch.	A		1.00		\$ 151,872		-		\$ -		-	\$ -	
HTH501	JA	Fund position#12470 Social Worker V and #113192 Human Services Professional V and establish one (1) Human Services Professional IV position in the Outcomes & Compliance Branch.	B										1.00	\$ 229,327	
HTH760	MS	Restore Funding to an Office Assistant III in the Issuance Unit	A				\$ 30,240				\$ -			\$ 30,240	
HTH710	MJ	Convert 1.00 FTE Office Assistant to a Secretary II for the Medical Microbiology Branch and Request Funding for Position	A		1.00	-	\$ 20,550		-		\$ -		-	\$ -	
HTH710	MJ	Convert 1.00 FTE Office Assistant to a Secretary II for the Medical Microbiology Branch and Request Funding for Position	A		(1.00)				-		\$ -		-	\$ -	
HTH710	MI	Add Funding for Microbiologist III in the Environmental Microbiology Section	A				\$ 51,024				\$ -			\$ -	
HTH710	MK	Add Funding for Laboratory Assistant III in the Central Services	A				\$ 32,664				\$ -			\$ -	
HTH 610	FP	Add Funds to Fully Fund Salaries for 4.00 Permanent Positions (Food Safety Specialists and Secretary) in the Food and Drug Branch.	A				\$ 209,460				\$ -			\$ -	
HTH907	AA	Add funds for #122803, Information Specialist IV	A				\$ 55,200				\$ -			\$ -	
HTH907	AN	Add funds for Office Assistant III position #35272	A				\$ 33,120				\$ -			\$ 33,120	
HTH907	AP	Add 1.0 FTE Program Specialist VI position and funds for a climate change and human health coordinator	A		1.00		\$ 33,600		-		\$ -		1.00	\$ 33,600	
HTH907	AP	Add 1.0 FTE Program Specialist VI position and funds for a department-wide administrative rules coordinator and specialist.	A		1.00		\$ 33,600		-		\$ -		1.00	\$ 33,600	
HTH440	HD	Request to restore funds to fully fund the unbudgeted #119205 Administrative Specialist III in the Alcohol and Drug Abuse Division	A				\$ 51,024				\$ -			\$ -	
HTH440	HT	Request to restore funds to fully fund the unbudgeted #43883 Program Specialist Substance Abuse IV in the Alcohol and Drug Abuse Division	A				\$ 55,200				\$ -			\$ -	

Department of Health
Budget Decisions

Prog ID	Sub-Org	Description of Request	MOF	Initial Department Requests				Budget and Finance Recommendations				Governor's Decision			
				FY22		FY23		FY22		FY23		FY22		FY23	
HTH100	KJ	Request to fund the Registered Nurse IV #26191, which was unfunded by Act 009, SLH 2020.	A				\$ 106,620				\$ -				\$ -
HTH 760	MS	Funds to Replace the Core Vital Records System in the Office of Health Status Monitoring	A				\$ 1,500,000				\$ -				\$ 750,000
HTH720	MP	Delete Dietitian Special Fund budget line #2 according to HB1299 AD1, Act 009, Special Session 2021.	B				\$ (15,000)				\$ (15,000)				\$ (15,000)
HTH430	HQ	Abolish #42914	A			(0.50)	\$ (43,824)			(0.50)	\$ (43,824)			(0.50)	\$ (43,824)
HTH430	HQ	Abolish and Combine Position Number 52105 with 42914	A			0.50				0.50				0.50	
HTH520	AI	Abolish unfunded position #101851 Communication Access Spclt	A			(1.00)				(1.00)				(1.00)	
HTH 420	HL	Delete unfunded Mental Health Specialist position	A			(1.00)	\$ -			(1.00)				(1.00)	
HTH430	HQ	Abolish Defunded Positions	A			(16.00)	(3.00)			(16.00)	(3.00)			(16.00)	(3.00)
HTH907	AB	Delete unfunded vacant #90337H Program Specialist V and #35954 Drafting Technician VI positions	A			(2.00)				(2.00)				(2.00)	
HTH501	CV	Deletion of unfunded position#92472H/112998E Individual Mentor in the Community Alternatives Section, Community Resources Branch.	A				(1.00)				(1.00)				(1.00)
HTH907	AD	Add positions and funds for the Human Resources Office	A			3.00	\$ 63,930			-	\$ -			3.00	\$ 63,930
HTH907	AK	Add positions and funds for the Office of Public Health Preparedness	A			18.00	\$ 627,840			18.00	\$ 627,840			18.00	\$ 627,840

Department of Health
Proposed Budget Reductions

Table 5

Prog ID	Sub-Org	Description of Reduction	Impact of Reduction	MOF	FY22			FY23			FY21 Restriction (Y/N)
					Pos (P)	Pos (T)	\$\$\$\$	Pos (P)	Pos (T)	\$\$\$\$	
HTH131	DC	Request to abolish 1.00 FTE Perm Office Assistant III, 1.00 FTE Temp Epidemiological Specialist III, 1.00 FTE Temp Accountant III. (FA-1)	Updates budget details for available federal funds.	N	-	-	-	(1.00)	(1.00)	(99,787)	N
HTH131	DC	Request to abolish 1.00 FTE Perm Office Assistant III, 1.00 FTE Temp Epidemiological Specialist III, 1.00 FTE Temp Accountant III. (FA-1)	Updates budget details for available federal funds.	P	-	-	-	-	(1.00)	(66,156)	N
HTH131	DJ	Request to abolish 1.00 Temp Info Tech Spec V, 1.00 Temp Public Health Educator, 1.00 Temp Office Assistant IV. (FA-2)	Updates budget details for available federal funds.	P	-	-	-	-	(3.00)	(199,682)	N
HTH131	DA	Request to transfer Emergency Medical Services for Children (EMSC) grant, including 1.00 Planner IV, from HTH 131 Disease Outbreak Control to HTH 730 Emergency Medical Services and Injury Prevention System to better align with the grant directives. FA-12a	Updates budget details for available federal funds.	P	-	-	-	-	(1.00)	(520,000)	N
HTH420	HL	Reduce 1.00 permanent FTE for RN V #22239.	Funding for this position proposed to be used for Administrative Specialist IV #34296. The Branch Chief and other supervisors to assume many of the duties of this position.	A				(1.00)		-	N
HTH420	HL	Reduce 1.00 permanent FTE for Mental Health Specialist #121704.	Position was not funded in Act 88, SLH 2021.	A				(1.00)		-	N
HTH430	HQ	Abolish position number 52105 0.5 FTE because it was combined with position number 42914 0.5 FTE to form 1.00 FTE position. Position Action Form submitted and approved by DHRD 12/1/2003.	Request to abolish position number 52105 0.5 FTE because it was combined with position number 42914 0.5 FTE to form one (1) 1.00 FTE position. Position number 42914 is currently FILLED. Position Action Form submitted and approved by DHRD 12/1/2003.	A						(43,824)	
HTH430	HQ	Request to abolish positions that were defunded in Act 009, SLH 2021	This is a housekeeping request to abolish positions that were defunded in Act 009, SLH 2020.	A				(16.00)	(3.00)		
HTH495	HB	Reduce 1.00 permanent FTE and 1.00 temporary FTE.	The reduction will correct the position count errors in Act 009,SLH 2020.	A				(1.00)	(1.00)	-	N
HTH501	CV	Deletion of unfunded position#92472H/112998E Individual Mentor in the Community Alternatives Section, Community Resources Branch.	Position #92472H/112998E, Individual Mentor, impacts the ability of DDD to meet its obligations under the State's HRS333F and Federal Final Rule for Community Integration requirements to support people with intellectual and developmental disabilities to lead self-determined lives. This position is required to be filled with a person with an intellectual or developmental disability (I/DD); recruitment for this position is challenging due to the need to fill it with a person with specialized life experiences that represents people with I/DD. The position offers unique perspectives within DDD and helps to inform policies and procedures, waiver implementation and system design that ensures self-determination and person-centered practices.					(1.00)			

Department of Health
Proposed Budget Reductions

Table 5

Prog ID	Sub-Org	Description of Reduction	Impact of Reduction	MOF	Pos (P)	Pos (T)	\$\$\$\$	Pos (P)	Pos (T)	\$\$\$\$	Restriction (Y/N)
HTH520	AI	1.00 FTE, Pos#101851, Communication Access Specialist	Per Act 088, position became unfunded due to hiring freeze imposed during the COVID-19 pandemic. Position was filled since 1987 and became vacant on 01/13/20. Impact HRS 348F-3(3) establish guidelines for the utilization of communication access services for persons with communication disabilities, determining the qualifications of interpreters and credentialing of interpreters who do not hold national certification via a state screening process.	A	-		-	(1.00)		-	Y
HTH560	CW	Delete RN IV position #15242. (FA-6)	Program will contract required services	N	-	-	-	(0.50)	-	(59,706)	N
HTH560	CW	Delete RN IV position #15242. (FA-6)	Program will contract required services	P	-	-	-	(0.50)	-	(90,156)	N
HTH560	CF	Delete SW VI position #14882. (FA-7)	Work load will be absorbed by remaining staff; reorganization may be necessary.	N	-	-	-	(1.00)	-		N
HTH560	CW	Delete 4 Title X positions due to RIF. (FA-8)	Family Planning Program will have fewer staff and resources.	N	-	-	-	(4.00)	-	(221,976)	N
HTH560	CW	Delete the Malama Grant from the BJ2 Tables. (FA-9)	No impact, grant ended in 2015	P	-	-	-	-	-	(743,398)	N
HTH560	CT	Change MOF from A to P for position #22750. (OR-30)	No impact. Federal grant will absorb the position and expense.	A	-	-	-	-	-	(69,876)	N
HTH610	FN	Transfer Funds Within Personal Services to Change 3.00 Vector Control Worker II Positions to Vector Control Inspector II to Enable Position Variance and Redescription. (OR-19)	Salary for Vector Control Inspector II is lower than salary for Vector Control Worker II, so MOF A budget will decrease.	A						(19,440)	N
HTH610	FR	Change MOF from Special Funds to General Funds for 2.00 Permanent Environmental Health Specialists for Asbestos and Lead Regulation to Avoid Reduction-In-Force. (OR-32)	Change means of financing (MOF) for 2.00 essential permanent Environmental Health Specialist positions from Asbestos and Lead Abatement special fund to general funds, due to lack of adequate cash balance and revenue.	B				(2.00)			N
HTH 730	MT	Delete 1.00 Temporary FTE position and Funds for the Hawaii Core State Violence and Injury Prevention Program (SVIPP) project that ended 07/31/2021. (FA-13)	None.	P					(1.00)	(250,000)	N
HTH840	FF	Convert 1.00 Program Specialist IV and 1.00 Engineer (Environmental) V from Temporary to Permanent in the Clean Air Branch for Greenhouse Gas Program. (OR-52)	Conversion from temporary to permanent will improve recruitment and retention of skilled technical employees. The positions perform ongoing required functions in the Greenhouse Gas Program.	B					(2.00)		N
HTH840	FG	Convert 1.00 Environmental Health Specialist IV from Temporary to Permanent in the Clean Water Branch for Water Quality Assurance. (OR-53)	Conversion from temporary to permanent will improve retention and recruitment of skilled technical employees. This position coordinates the Total Maximum Daily Load program for water quality assurance.	N					(1.00)		N
HTH907	AB	Delete unfunded vacant #90337H Program Specialist V and #35954 Drafting Technician VI positions.	Request to delete unfunded vacant positions, #90337H Program Specialist V and Drafting Technician VI #35954. The positions were unfunded in Act 009, SLH 2020.	A				(2.00)			N

Department of Health
Proposed Budget Reductions

Table 5

<u>Prog ID</u>	<u>Sub-Org</u>	<u>Description of Reduction</u>	<u>Impact of Reduction</u>	<u>MOF</u>	<u>Pos (P)</u>	<u>Pos (T)</u>	<u>\$\$\$\$</u>	<u>Pos (P)</u>	<u>Pos (T)</u>	<u>\$\$\$\$</u>	<u>Restriction (Y/N)</u>
HTH907	AP	Convert from temporary to permanent the Program Specialist V (#121926)	The Program Specialist V has been filled with the incumbent for four years and works on major projects that contribute to department strategic objectives, including the de facto state telehealth coordinator, the medical aid in dying program, department strategic planning and performance management, and health equity projects.	A					(1.00)		N

Department of Health
Proposed Budget Additions

Table 6

Prog ID	Sub-Org	Addition Type	Prog ID Priority	Dept-Wide Priority	Description of Addition	Justification	MOF	FY22			FY23		
								Pos (P)	Pos (T)	\$\$\$	Pos (P)	Pos (T)	\$\$\$
HTH100	DD	AR	4	OR-2	Request funds for new X-Ray Tech II and tradeoff FTE of unfunded RN V #3009	The X-ray Technician II was abolished per Act 009, SLH 2020, program will variance RN V, Pos #3009 to fund X-ray Technician II, Pos #123863. This position is necessary to fulfill HRS §325-76, "Examinations for tuberculosis. (a) Examinations for tuberculosis required or recommended by the department of health, including skin tests, x-rays, and other tests as may be appropriate for tuberculosis control purposes, shall be provided by the department at no charge.	A	-	-	-	-	-	26,022
HTH100	DF	AR	1	HS-3	Request for Registered Nurse IV Registered Nurse III, and Paramedical Assistant II position at Hale Mohalu Hospital.	Hale Mohalu provides care and services 24/7, 365 days a year. With the loss of positions due to budget cuts over the years, the facility is no longer able to adequately staff more than one position per shift. Many patients are quite elderly and now require one on one care. When only one staff is assigned on a shift, and a patient falls or is injured, that staff member will be unable to respond to other patients who require care. The facility has had to evacuate patients when the fire alarm was activated. With only one staff member assigned on night shift, it was very challenging to move all the patients to a safe location in a timely manner. The increased acuity of the patients requires two nursing staff per shift to deliver proper care and for patient and employee safety. In FY 2020 and 2021, Hale Mohalu paid \$102,998 and \$123,964, respectfully in overtime, and in FY 2021 an additional 330 hours of compensation time off was earned in lieu of cash payment.	A	-	-	-	3.00	-	122,526
HTH100	DG	AR	2	HS-4	Request for Business Services Supervisor III and Building Maintenance Worker I positions to replace essential mission critical positions in Kalaupapa that were deleted per Act 009, SLH 2020.	The Business Services Supervisor III (BSS) position deleted per Act 009, SLH 2020. This position is critical. It is the only position at Kalaupapa Settlement that has the minimum qualifications needed to adequately supervise and manage administrative, fiscal, budget, personnel, procurement, facilities, and sales (store and gas) within Kalaupapa. Without this position, the Branch will not be able to adequately fulfill the statutory mandates (HRS 326). Add a Building Maintenance Worker I to address a portion of the work that was previously performed by the Carpenter, Painter, General Laborer and Light Truck Driver that were deleted per Act 009, SLH 2020. This position independently performs a variety of skilled building maintenance and repair work, makes scheduled rounds and checks buildings and equipment, and responds to emergencies as they arise. The Building Maintenance Worker I will work in the construction, maintenance, alteration and repair of structures, buildings, roadways and parking areas, automobiles, heavy equipment, combustion engines, generators, appliances, light equipment, electrical, plumbing, adjacent grounds and other related areas; and perform other related duties as assigned for Kalaupapa Settlement.	A	-	-	-	2.00	-	56,718

Department of Health
Proposed Budget Additions

Table 6

<u>Prog ID</u>	<u>Sub-Org</u>	<u>Addition Type</u>	<u>Prog ID Priority</u>	<u>Dept-Wide Priority</u>	<u>Description of Addition</u>	<u>Justification</u>	<u>MOF</u>	<u>Pos (P)</u>	<u>Pos (T)</u>	<u>\$\$\$</u>	<u>Pos (P)</u>	<u>Pos (T)</u>	<u>\$\$\$</u>
HTH100	DG	AR	3	HS-5	Request for RN IV position in Kalaupapa to replace the position that was deleted per Act 009, SLH 2020.	This position works closely with the Nursing Supervisor and assists with providing appropriate medical care and treatment, ensures the safety and welfare of patients, schedules patient appointments and ensures travel documents are completed, ensures the facility meets licensure standards as set by OHCA, develops policies and procedures to optimize operations, supervises care home staff and takes corrective actions as needed, coordinates required training, reviews medical records, maintains proper inventory of supplies and equipment, schedules staff, reviews and ensures accuracy of the office assistant's work, and ensures timely submittal of reports, timesheets and personnel documents. This position is also critical to cover for employees who took vacation, sick leave, or are unable to work due to sudden emergencies. Providing adequate coverage at the 24/7 facility, 365 days a year, is critical when providing for the care and treatment of our elderly medically fragile patients. Due to the staffing shortage experienced at the Care Home, \$75,058 in OT was paid to Care Home staff in FY 2021, and in FY 2021 an additional 951 hours of compensation time off was earned in lieu of cash payment.		-	-	-	1.00	-	53,310
HTH131	DA	AR	OR-1	OR-6	Request General funds fully fund 1.00 FTE Perm Physician Mgr/Admr and 1.00 FTE Perm Physician. (OR-6)	The COVID-19 pandemic has revealed core capacity gaps that must be addressed in order to ensure timely and robust Disease Outbreak Control Division (DOCD) response to future health threats. As such, it is imperative to increased budget allocation to fully cover competitive salaries for the State Epidemiologist (DOCD Chief) and Deputy State Epidemiologist (Deputy DOCD Chief). Historic budgetary ceilings imposed salaries that were not competitive and resulted in multiple year vacancies in critical DOCD leadership positions needed for developing and implementing strategies to strengthen and sustain the Division.	A	-	-	-	-	-	36,040
HTH430	HQ	AR	1	OR-1	Additional operating funds are needed to cover increased expenses of the larger building and higher patient census including additional security guard services to monitor the building, maintenance contracts for infrastructure and patient treatment mall operations.	A new forensic building is being constructed at Hawaii State Hospital and slated to open spring 2021. Nursing services at the hospital will expand from 7 patient units to 8. Currently Security Services are provided by a contracted agency at a cost of just over 2 million. Additional security guards are needed to securely operate all areas of the forensic building. This includes the lobby entry/exit, monitor cameras and alarms from the central security center and perform dedicated patrols on all patient care units. Numerous maintenance contracts must be established to properly maintain the infrastructure of the new building. These area include HVAC, elevators, Security CCTV and door access control systems, fire life safety, telephone and wi-fi system. Contracts will be needed for refuse collection, window washing, damper inspections. Additional funding also needed to cover the building utility costs. Funding will also cover patient Tx Mall operations, housekeeping and central supply in the new building.	A						3,487,633

Department of Health
Proposed Budget Additions

Table 6

<u>Prog ID</u>	<u>Sub-Org</u>	<u>Addition Type</u>	<u>Prog ID Priority</u>	<u>Dept-Wide Priority</u>	<u>Description of Addition</u>	<u>Justification</u>	<u>MOF</u>	<u>Pos (P)</u>	<u>Pos (T)</u>	<u>\$\$\$</u>	<u>Pos (P)</u>	<u>Pos (T)</u>	<u>\$\$\$</u>
HTH440	HU	FF	1	FA-3	Increase FTE for position 122752 Program Specialist IV in the Alcohol and Drug Abuse Division	On September 20, 2020 the Food and Drug Administration awarded ADAD Contract 75F40120C00046 to continue conducting tobacco retail inspections. New contract is for four (4) years at \$3,000,633.58 and includes changing the .50 FTE Program Specialist IV position 122752 to a 1.00 FTE Program Specialist IV.	P				-	0.50	43,370
HTH501	CN	NR	1	OR-12	Re-appropriate \$9,668,664 in FY22 to FY23 of one time lapsing Funds.	Per American Rescue Plan Act of 2021 (ARPA, Public Law 117-2), Section 9817, funds attributed to the FMAP increase can only be used to supplement, not supplant, existing state funds for Medicaid Home and Community Based Services; this is a Maintenance of Effort requirement of the law.	A						9,668,664
HTH501	KB	AR	2	OR-13	Establish one (1) Clinical Psychologist position and one (1) Social Worker IV position in the Clinical & Eligibility Determination Staff Section.	Position #120851 had been the only Clinical Psychologist (CP) in the Developmental Disabilities Division (DDD) statewide. It is a critical position for the DDD due to state and federal requirements to operate the 1915(c) Home and Community Based Services (HCBS) waiver that are addressed by this position. Position #49800, Social Worker IV (SW IV) had been the sole supervisory SW IV position for the Intake & Eligibility Section. This position is responsible for oversight, training and monitoring of staff in making fair and timely eligibility determinations for the DDD in alignment with Hawaii Revised Statutes (HRS) Chapter 333F and Hawaii Administrative Rules (HAR), and prevent further litigation and non-compliance with Makin Settlement and the Federal Medicaid 1915(c) Intellectual and Developmental Disabilities Home and Community Based Services (HCBS) waiver.	A				2.00		61,200
HTH501	JQ	AR	3	OR-14	Establish one (1) Human Services Professional IV position and two (2) Human Services Professional III positions in the Hawaii District Health Office.	These positions provide core functions that are required to operate the Medicaid 1915(c) Home and Community-Based Waiver authorized under Section 1915(c) of the Social Security Act that permits states to waive certain Medicaid requirements in order to furnish an array of home and community-based services that promote community living for Medicaid beneficiaries and, thereby, avoid institutionalization.	A				3.00		78,624
HTH501	JR	AR	4	OR-15	Establish one (1) Social Worker III position and variance position#113056 Office Assistant III, FTE0.75, SR08 to Social Service Assistant IV, FTE1.00, SR11 in the Maui District Health Office.	The SW III provides core functions that are required for 1915(c) Home and Community-Based Waivers authorized under Section 1915(c) of the Social Security Act (the Act) that permits states to waive certain Medicaid requirements in order to furnish an array of home and community-based services that promote community living for Medicaid beneficiaries and, thereby, avoid institutionalization. States operate their Waiver programs through an application approved by the Centers for Medicare and Medicaid Services (CMS). The function of SSA IV will provide support to the Case Manager on the island of Molokai and coverage to the Island of Lanai, which is greatly needed based on the needs of this population and the general lack of community resources.	A				1.25		17,529

Department of Health
Proposed Budget Additions

Table 6

<u>Prog ID</u>	<u>Sub-Org</u>	<u>Addition Type</u>	<u>Prog ID Priority</u>	<u>Dept-Wide Priority</u>	<u>Description of Addition</u>	<u>Justification</u>	<u>MOF</u>	<u>Pos (P)</u>	<u>Pos (T)</u>	<u>\$\$\$</u>	<u>Pos (P)</u>	<u>Pos (T)</u>	<u>\$\$\$</u>
HTH501	CV	AR	8	OR-16	Fund position#12477 Social Worker V and establish one (1) Program Specialist IV position in the Community Resources Branch.	Position#12477 is the primary lead for ensuring the Medicaid I/DD waiver applications and reports are submitted in accordance with federal timelines or risk the loss of over \$75 million in Federal Financial Participation (FFP) funds. The Program Specialist IV supports I/DD waiver providers in building their capacity to deliver quality employment services that meet federal Medicaid waiver requirements and state standards to ensure individuals with I/DD are fully integrated in the community and have opportunities to be employed and better achieve their goals to be self-sufficient.	A				1.00		89,736
HTH501	ED	AR	9	OR-17	Establish one (1) Dental Assistant II position in the Hospital & Community Dental Services Branch.	Without the Dental Assistant II position, the populations would not receive dental treatment and the clinics operated by the Branch will not comply with applicable State and Federal standards/regulations applicable to operating a dental clinic including compliance with the required dentist to dental assistant ratio necessary.	A				1.00		16,560
HTH501	JO	AR	5	OR-56	Establish one (1) Human Services Professional IV position, one (1) Human Services Professional III position and one (1) Registered Nurse III position in the Case Management Branch.	These positions provide core functions that are required for 1915(c) Home and Community-Based Waivers authorized under Section 1915(c) of the Social Security Act (the Act) that permits states to waive certain Medicaid requirements in order to furnish an array of home and community-based services that promote community living for Medicaid beneficiaries and, thereby, avoid institutionalization. Position#25118, RN III is critical to providing assurances for health and welfare of DDD participants. People with intellectual and developmental disabilities have a far greater prevalence of health problems than the general population.	A				3.00		101,478
HTH501	CU	AR	6	OR-57	Establish one (1) Human Services Professional V position and fund position#41490 Human Services Professional IV in the Case Management Branch, Supports Intensity Scale Staff.	Position #98831H is critical to the operations of DDD as it supervises the section that oversees and ensures implementation of the Supports Intensity scale® (SIS). The SIS is a requirement of the I/DD waiver, and must be administered once every three years. Position#41490 provides critical implementation of the Supports Intensity Scale (SIS), and is needed to provide valid assessments required for each Medicaid 1915(c) Waiver participant 18 and older. Without this full-time SIS assessor position, required SIS assessments will increase the number of SIS assessment DDD Case Managers are tasked to do in addition to their caseload responsibilities, and administration of SIS assessments will fall behind.	A				1.00		86,268

Department of Health
Proposed Budget Additions

Table 6

Prog ID	Sub-Org	Addition Type	Prog ID Priority	Dept-Wide Priority	Description of Addition	Justification	MOF	Pos (P)	Pos (T)	\$\$\$	Pos (P)	Pos (T)	\$\$\$
HTH501	JA	AR	7	OR-58	Fund position #12470 Social Worker V and #113192 Human Services Professional V and establish one (1) Human Services Professional IV position in the Outcomes & Compliance Branch.	Position #12470 is an essential supervisory position that oversees and manages the Compliance Section which consists of two critical operational units: the Adult Foster Home (AFH) Certification Unit and the Consumer Complaints and Resolution Unit (CCRU). Position #120653 is in the CCRU and is responsible for the timely, independent investigations to address complaint issues, reporting on findings and making recommendations for remediation and corrective action, and preparing cases for informal appeals.	B				1.00		229,327
HTH560	CC	FF	5	FA-4	Add 1.0 FE HSP IV and .50 FTE EHS IV for federal grant HI-CLPPP	Positions needed to perform grant deliverables; 100% federally funded.	P	-	-	-	-	1.50	
HTH560	CG	AR	1	OR-24	Request additional General Funds for the federally mandated delivery of Early Intervention services.	Additional funding request based on a 3rd party study conducted by WICHE. Funding to be used for the delivery of early intervention direct services through contracts administered statewide.	A	-	-	-	-	-	3,601,533
HTH560	CG	AR	2	OR-25	Requested 5.00 general fund positions required to meet federally mandated Early Intervention Program services. Governor recommends 3.0 positions.	The positions are required in order to meet federally mandated early intervention services.	A	-	-	-	3.00	-	88,803
HTH560	KC	FC	3	OR-27	Increase permanent position from 0.50 FTE to 1.0 FTE for OA III (#120452) to be funded from OCE.	Funding reallocated from FHSD OCE budget, increasing this permanent position from .50 to 1.0 FTE will ease the workload and increase efficiencies for Division staff while helping with position retention and recruitment.	A	-	-	-	0.50	-	-
HTH560	CC	FC	4	OR-28	Request a 1.0 FTE new permanent Human Services Professional for Newborn Metabolic Screening Special Fund Program.	Program workload requires additional position; funding available through special fund revenues, no general funds required.	B	-	-	-	1.00	-	-
HTH 595	KM	AR	1	OR-29	Add 3.00 Positions (Chemist V, EHS V, EHS IV) and Funds for Salaries plus Public Health Campaign.	The 3.00 Positions (Chemist V, EHS V, EHS IV) and Funds for Salaries plus Public Health Campaign are critical in providing expertise in cannabis testing, manufacturing, and providing funds for the program to explore and promote public health education regarding cannabis.	B	-	-	-	3.00	-	516,612
HTH610	FN	AR	2	FY-18	Add Funds to Fully Fund 2.00 Permanent Positions for Vector Control on Kauai.	Add funds to fully fund salaries for 2.00 essential permanent Vector Control (VC) positions on Kauai, #122139, Entomologist IV, and #123241, Vector Control Inspector III, which were defunded by Act 9, SLH 2020.	A						97,992
HTH610	FR	AR	1	OR-32	Change MOF from Special Funds to General Funds for 2.00 Permanent Environmental Health Specialists for Asbestos and Lead Regulation to Avoid Reduction-In-Force.	Change means of financing (MOF) for 2.00 essential permanent Environmental Health Specialist positions from Asbestos and Lead Abatement special fund to general funds, due to lack of adequate cash balance and revenue.	A				2.00		157,332
HTH610	FP	NG	3	OR-34	Add appropriation ceiling for Hawaii Hemp Processing Special Fund for Food and Drug Branch.	Add appropriation ceiling for new Hawaii Hemp Processing Special Fund, established pursuant to Chapter 328G-7, Hawaii Revised Statutes (HB1819 HD2 SD3, SLH 2020). Ceiling will enable revenue to be expended for program activities.	B						50,000
HTH710	MK	AR	1	OR-35	Restoration of Electricity Budget in State Laboratory Division	Funds request to be restored due to increase in electricity costs and delay in CIP project.	A						150,000
HTH710	MG	NG	2	OR-36	Establish a DUI Laboratory for State Drug and Alcohol Toxicology Testing	Positions requested establish a new DUI Lab.	B						102,101
HTH710	MH	AR	3	OR-38	Convert Position #34165 Air Quality Electronics Tech I to Chemist III and Request Funding for Position	Requesting funds to be restore to fill the Air Quality Electronic Tech I position required for State to test air quality.	A						33,162

Department of Health
Proposed Budget Additions

Table 6

Prog ID	Sub-Org	Addition Type	Prog ID Priority	Dept-Wide Priority	Description of Addition	Justification	MOF	Pos (P)	Pos (T)	\$\$\$	Pos (P)	Pos (T)	\$\$\$
HTH720	MP	AR	1	OR-20	Request additional general funds to eliminate the negative amount in the General Fund budget line 604.	Negative amount in the General Fund (G-**-104-H) budget line 604, Personal Services Adjustment (PSA) is beyond OHCA's control. It has caused the payroll deficit in FY21. OHCA has made many adjustments in FY21 within its general fund (G-**-104-H) ceilings by transferring funds from other current expenses to payroll services. The adjustments were not enough to cover the payroll deficit. OHCA had to request and transfer additional funds from another program within DOH to cover the payroll deficit. OHCA estimates to have payroll deficit in FY22. OHCA needs additional general funds from other programs within DOH to cover the payroll deficits in FY22. Other programs may not have excess funds that can be transferred to OHCA because of budget reductions and restrictions due to the pandemic. Without the additional funds, OHCA will have payroll deficit again in FY23.	A						337,252
HTH760	MS	AR	4	OR-22	Restore funding for the Administrative Specialist IV Position number 121429	Essential for daily operations and compliance in fiscal, HR and procedural laws. Removal was from State budget cuts in Act 9 SLH 2020	A						55,092
HTH760	MS	AR	3	FY-59	Restore funding to an Office Assistant III Position number 26345	This is a critical position with the issuance of birth, death, and marriage certified copies to the public	A						30,240
HTH760	MS	AR	1	OR-71	Funds to Replace Core Vital Records System	Unsupported over 20 year old system needs to be replaced used to provide public with certified copies of vital records	A						750,000
HTH760	MS	AR	2	OR-22	Restore Operational Funding	Funds are required to purchase paper, toner, postage, lack of funding will result in public not receiving certified copies of vital records	A						241,405
HTH840	FF	NG	1	OR-41	Add 1.00 Permanent Engineer (Environmental) VI and Funds for Program Development and Technical Support in the Clean Air Branch.	Position will be the supervisor for the Program Development & Technical Support Staff. To implement an approved reorganization, position #39987 was being redescribed to this supervisory position. However, a legislative adjustment in Act 88, SLH 2021 deleted #39987, so the program must request a new position. Funding is from the Clean Air Special Fund.	B				1.00		85,248
HTH840	FJ	AR	3	FY-42	Add Funds and Transfer Funds Within Personal Services to Fully Fund Salaries for 2.00 Permanent Positions (Engineer (Environmental) IV and Environmental Health Specialist IV) in the Solid and Hazardous Waste Branch.	The positions were defunded by Act 9, SLH 2020. The positions are essential for inspections and enforcement of solid and hazardous waste regulations.	A						73,330
HTH840	FG	AR	4	FY-43	Add Funds to Fully Fund Salary for FILLED Permanent Engineer (Environmental) IV in the Clean Water Branch.	Position was defunded by Act 88, SLH 2021. This position is the only engineer for surface water pollution enforcement. This position was FILLED on 10/14/21.	A						62,136
HTH840	FF	NG	7	OR-44	Add Appropriation Ceiling for Interdepartmental Transfer Funds for Clean Air Branch.	Add appropriation ceiling for interdepartmental transfer funds for Clean Air Branch to receive from the Hawaii State Energy Office. These funds are part of the workplan budgets for the State Clean Diesel federal grant awards and are from the Volkswagen Environmental Mitigation Trust Settlement.	U						2,750,000
HTH840	FF	NG	2	FY-45	Increase Special Fund Ceiling to Fully Fund Salaries for Four Permanent Positions and Fringe Benefits in the Clean Air Branch.	Increase Clean Air Special Fund appropriation ceiling to fully fund essential positions, two Environmental Health Specialist IVs, one Accountant III, and one Office Assistant III, which were defunded by Act 88, SLH 2021, and to fully fund fringe benefits. Includes trade-off of funds from Collective Bargaining.	B						936,215

Department of Health
Proposed Budget Additions

Table 6

<u>Prog ID</u>	<u>Sub-Org</u>	<u>Addition Type</u>	<u>Prog ID Priority</u>	<u>Dept-Wide Priority</u>	<u>Description of Addition</u>	<u>Justification</u>	<u>MOF</u>	<u>Pos (P)</u>	<u>Pos (T)</u>	<u>\$\$\$</u>	<u>Pos (P)</u>	<u>Pos (T)</u>	<u>\$\$\$</u>
HTH840	FF	NG	5	OR-52	Convert 1.00 Program Specialist IV and 1.00 Engineer (Environmental) V from Temporary to Permanent in the Clean Air Branch for Greenhouse Gas Program.	Conversion from temporary to permanent will improve recruitment and retention of skilled technical employees. The positions perform ongoing required functions in the Greenhouse Gas Program.	B				2.00		
HTH840	FG	FF	6	OR-53	Convert 1.00 Environmental Health Specialist IV from Temporary to Permanent in the Clean Water Branch for Water Quality Assurance.	Conversion from temporary to permanent will improve retention and recruitment of skilled technical employees. This position coordinates the Total Maximum Daily Load program for water quality assurance.	N				1.00		
HTH904	AJ	AR	1	OR-46	Add to Kupuna Care with addition to KCG	No funds for KCG for past 2 fiscal years	A						1,500,000
HTH904	AJ	AR	2	OR-47	Add 2.00 FTE's to the Ombudsman Program	To fulfill Title III/Title VII requirements	A				2.00		55,200
HTH905	AH	FF	1	FA-11	Increase federal fund ceiling to align with anticipated federal awards.	Increase Federal fund ceiling to align with federal award by \$13,570. The Council received an increase in their Federal allotment for FY22, and program is anticipating increases with the Federal Awards for FY23.	N						13,570
HTH907	AD	AR	5	OR-79	Add positions and funds for the Human Resources Office	The DOH Human Resources Office (HRO) requires additional staffing to support its growing 3,200 positions throughout its diverse Programs and Attached Agencies. While HRO position count has remained relatively static over the past decade, the DOH has experienced increases in positions and required actions, resulting in a backlog and delayed processing of actions which negatively impacts the ability of DOH Programs to effectively gain and retain its most critical resource – employees. Since 2014, the HRO has experienced an increase in classification actions due to attaining delegation for reorganizations, and grew to 600+ required actions most recently in 2019 as result of the Hawaii State Hospital completing a reorganization. In recent years, the DOH has also increased its position counts to support the new patient facility at the Hawaii State Hospital and its critical public health functions during this pandemic. As a result of the high volume of classification and employee transactions required to support the establishment and maintenance of increased position counts, the HRO is requesting three (3) 1.00 FTE positions to ensure it can sustain effective and timely service of all of its functional areas (labor relations; classification and compensation; recruitment and examination; training, safety, employee relations; and employee benefits and transactions) which are necessary for its Programs to fulfill their missions and support the DOH's mission to protect and improve the health and environment for all in the State of Hawaii. The volume of classification actions has negatively impacted the four (4) professional and one (1) paraprofessional Classification and Compensation Staff's ability to process actions on a timely basis and	A				3.00		63,930

Department of Health
Proposed Budget Additions

Table 6

<u>Prog ID</u>	<u>Sub-Org</u>	<u>Addition Type</u>	<u>Prog ID Priority</u>	<u>Dept-Wide Priority</u>	<u>Description of Addition</u>	<u>Justification</u>	<u>MOF</u>	<u>Pos (P)</u>	<u>Pos (T)</u>	<u>\$\$\$</u>	<u>Pos (P)</u>	<u>Pos (T)</u>	<u>\$\$\$</u>
HTH907	AK	AR	6	OR-80	Add 8.0 FTE Public Health Educator III, 6.0 FTE Public Health Educator IV, and 4.0 FTE Program Specialist V and funds for the Office of Public Health Preparedness	The DOH lost its Health Promotion and Education Branch approximately 15 years ago, and the pandemic has highlighted the significant negative impact of losing this Branch and its community-oriented public health workforce. The re-establishment of some of these positions and functions will help the department more effectively address health issues in a holistic and coordinated manner that is also closer to where people live, work, and play. Moreover, because the State of Hawaii only has a State Health Department and no true local or county public health agencies, having staff embedded within various communities allows for more timely, tailored responses to local public health needs. This brings public health resources and information to the community at the right time, in the right place, and with the right partners. Additionally, these staff will serve to strengthen internal department coordination by crosslinking programs and providing qualitative information to compliment current quantitative data collection and analysis systems. These positions would have the flexibility to address a variety of public health topics including suicide prevention, lead poisoning prevention, healthy pregnancies, healthy child development, healthy youth/adolescent development, emergency preparedness and disaster planning, environmental health, pesticide management, the effect of toxic substances on populations, effects of petroleum in the water on sea life, recycling promotion, VOG management, substance misuse prevention, violence prevention, physical activity, nutrition, senior fall prevention, senior aging in place, drowning prevention, bike & pedestrian safety, healthy built environments, child abuse & neglect prevention, and linking and ensuring access to health	A				18.00		627,840
HTH907	AN	AR	2	FY-65	Add funds for the Office Assistant III position #35272 for the Kauai District Health Office.	Requesting funding for one (1) permanent Office Assistant III position. This Office Assistant III position is vital to our organization as this position greets/assists the public that enters the office and answers the incoming calls to the main Kauai District Health Office phone number. This position provides clerical support to the administration section and other sections/programs of the Kauai District Health Office.	A						33,120
HTH907	AP	AR	1	OR-54	Convert from temporary to permanent the Program Specialist V (#121926)	The Program Specialist V has been filled with the incumbent for four years and works on major projects that contribute to department strategic objectives, including the de facto state telehealth coordinator, the medical aid in dying program, department strategic planning and performance management, and health equity projects.	A				1.00		

Department of Health
Proposed Budget Additions

Table 6

<u>Prog ID</u>	<u>Sub-Org</u>	<u>Addition Type</u>	<u>Prog ID Priority</u>	<u>Dept-Wide Priority</u>	<u>Description of Addition</u>	<u>Justification</u>	<u>MOF</u>	<u>Pos (P)</u>	<u>Pos (T)</u>	<u>\$\$\$</u>	<u>Pos (P)</u>	<u>Pos (T)</u>	<u>\$\$\$</u>
HTH907	AP	AR	3	OR-66	Add and fund 1.00 FTE Program Specialist VI to serve as the department subject matter expert and point of contact for climate change impacts to human health and environmental resiliency.	There is no position or program in the Department of Health (DOH) exclusively or mostly working on the impact of climate change on human and environmental health from a policy and planning standpoint. Certain programs like the Clean Air Branch have modest regulatory functions that are largely conceptualized at the federal level, but there is no comprehensive planning nor are there knowledgeable representatives participating in statewide activities such as the State Climate Change Commission or the Statewide Sustainability Program. The permanent Program Specialist VI would provide a Climate Change and Human Health Coordinator for the DOH.	A				1.00		33,600
HTH907	AP	AR	4	OR-67	Add and fund 1.00 FTE Program Specialist VI to serve as the department-wide administrative rules coordinator and specialist. Neither the department nor individual programs currently has a position with this expertise. The position will enable more efficient development and updating of Hawaii Administrative Rules to implement Hawaii Revised Statutes.	Promulgation and amendment of administrative rules is lengthy and complex, often taking three to five years. It is becoming more routine for the Legislature to enact laws with the specificity of administrative rules due to frustration and impatience with the Executive Branch. As a result, agencies are squandering their constitutional responsibility by ceding back to the Legislature subject-matter expertise and oversight. A dedicated rules writer for the department will alleviate the burden from programs.	A				1.00		33,600

Department of Health
FB 2020 - 2022 Restrictions

Table 7

<u>Fiscal Year</u>	<u>Prog ID</u>	<u>Sub-Org</u>	<u>MOF</u>	<u>Budgeted by Dept</u>	<u>Restriction</u>	<u>Difference Between Budgeted & Restricted</u>	<u>Percent Difference</u>	<u>Impact</u>
2022								
2022	HTH100	DD	A	\$ 3,924,691	\$ 150,456	\$ 3,774,235	3.83%	Reduction in overall operational expenses and purchase of supplies.
2022	HTH100	DI	A	\$ 4,684,584	\$ 189,408	\$ 4,495,176	4.04%	Reduction in overall operational expenses and purchase of supplies.
2022	HTH100	KE	A	\$ 551,604	\$ 7,393	\$ 544,211	1.34%	Reduction in administrative operating expenditures.
2022	HTH100	DG	A	\$ 3,624,144	\$ 116,872	\$ 3,507,272	3.22%	Reduction in purchasing of operating supplies and equipment
2022	HTH100	KJ	A	\$ 12,909,295	\$ 119,307	\$ 12,789,988	0.9%	Reduction in purchasing of operating supplies and equipment
2022	HTH131	DJ	A	\$ 1,735,038	\$ 33,354	\$ 1,701,684	1.9%	DOCD utilizes budgeted funds to support core positions and activities required to lead and administer the Division to ensure effective functioning of the Division and its programs. Influx of federal award funds have allowed the Division to greatly scale up surveillance, response, and informatics activities to respond to the COVID-19 pandemic. However, expansion of funds and activities requires commensurate increase in administrative capacity. Administrative functions are less able to be fulfilled through emergency federal funds because of challenges in recruiting and training on a short-term basis the needed administrative staff, who must understand state processes and be granted access to and trained on state systems. DOCD has already shifted a large proportion of state budgeted funds towards personnel costs in order to meet hiring needs, and as a result is challenged to cover supplies, equipment, and other non-personnel costs related to the work of these positions. Further restriction of budgeted funds would threaten the ability of the Division to manage core activities and administer emergency federal funds. With the increased turnover of staff during the COVID-19 pandemic, unanticipated costs related to retirement of state personnel and requirements for programs to cover accrued leave payouts can further destabilize the Division's ability to meet budgeted needs.
2022	HTH420	HO	A	\$ 41,265,710	\$ 812,638	\$ 42,078,348	1.97%	The restriction limits the Adult Mental Health Division's ability to support community alternatives to Hawaii State Hospital (HSH) inpatient commitment and discharge placements after HSH treatment for approximately 130 individuals.
2022	HTH430	HQ	A	\$87,811,711.00	\$ 1,688,072	\$ 86,123,639	1.9%	Reduce valuable contracts with Kahi Mohala and Correct Care that assist with patient census management. DOH would be forced to refuse admissions from the court and thus be in violation of multiple Hawaii Revised Statutes and the Clark Injunction. Reducing these contracts will put additional strain on an already stretched budget and could lead to litigation against the State of Hawaii.
2022	HTH440	HD	A	\$ 20,222,028	\$ 388,744	\$ 19,833,284	1.92%	The restriction in purchase of substance misuse prevention and treatment services affects the division's ability to operate the programs effectively and efficiently throughout the State of Hawaii.
2022	HTH460	HO	A	\$ 43,394,645	\$ 988,752	\$ 42,405,893	2.28%	This reduction will reduce the amount of monies available to pay for contracted services. Services provided in FY23 may need to be waitlisted to FY24, or paid for with FY24 funds, which will reduce the funding available in FY24, or not provide services to youth in a timely manner. Other youth may need to stay in a lower level of care when they should be in an out of home placement and there is no money to provide that service for them.
2022	HTH495	HB	A	\$ 1,642,167	\$ 86,895	\$ 1,729,062	5.29%	The restriction limits the Adult Mental Health Division's ability to purchase legal services to represent the Department of Health in matters including conditional release or discharge applications for Hawaii State Hospital forensic patients, motions of findings of fitness to proceed to trial, motions to dismiss, motions for authorization for involuntary administration of medications, and motions for discharge.
2022	HTH501	CN	A	\$ 70,689,218	\$ 1,718,889	\$ 68,970,329	2.43%	States must use the federal funds attributable to the increased Federal Medical Assistance Percentage (FMAP) to supplement, not supplant, existing state funds. Funds can only be used by States to enhance, expand, or strengthen Home and Community-Based Services (HCBS), and as defined in the State's approved Spending Plan. Therefore, States must have a mechanism to ensure funding.
2022	HTH520	AI	A	\$ 820,779	\$ 15,778	\$ 805,001	1.92%	Restriction affects operating expenditures for the Disabled Parking Program for Persons with Disabilities.
2022	HTH560	CC	A	\$ 1,286,276	\$ 33,887	\$ 1,252,389	2.63%	The restriction affects operating expenditures.
2022	HTH560	CF (CZ)	A	\$ 1,420,588	\$ 356,295	\$ 1,064,293	25.08%	The restriction primarily affects Parenting Support and Primary Care contracts and operating expenditures.
2022	HTH560	CG	A	\$ 20,002,012	\$ -	\$ 20,002,012	0.00%	N/A
2022	HTH560	CK	A	\$ 344,226	\$ 9,826	\$ 334,400	2.85%	The restriction will affect operating expenditures.
2022	HTH560	CT (CY)	A	\$ 3,111,983	\$ -	\$ 3,111,983	0.00%	N/A
2022	HTH560	CW	A	\$ 314,074	\$ 19,782	\$ 294,292	6.30%	The restriction affects Perinatal Support Services contracts.
2022	HTH560	KC	A	\$ 3,280,254	\$ 152,298	\$ 3,127,956	4.64%	The restriction will affect operating expenditures, Molokai General Hospital contract, Primary Care Service contracts

Department of Health
FB 2020 - 2022 Restrictions

Table 7

<u>Fiscal Year</u>	<u>Prog ID</u>	<u>Sub-Org</u>	<u>MOF</u>	<u>Budgeted by Dept</u>	<u>Restriction</u>	<u>Difference Between Budgeted & Restricted</u>	<u>Percent Difference</u>	<u>Impact</u>
2022	HTH590	KK	A	\$ 6,536,328	\$ 125,653	\$ 6,410,675	1.92%	Reduction impacts personnel budget and administrative support for COVID-19 and correlated chronic disease programs.
2022	HTH610	FL	A	\$ 177,354	\$ 39,834	\$ 137,520	22.5%	Hard Restriction applied to Personal Services, due to salary savings in Division Administration.
2022	HTH610	FQ	A	\$ 3,496,303	\$ 66,885	\$ 3,429,418	1.9%	Hard Restriction applied to Personal Services, due to salary savings in Food Safety Branch.
2022	HTH610	FQ	A	\$ 3,496,303	\$ 42,688	\$ 3,453,615	1.2%	Contingency Restriction applied to Personal Services, due to salary savings in Food Safety Branch.
2022	HTH710	MG	A	\$ 1,643,919	\$ 62,823	\$ 1,581,096	3.82%	Unable to fill all positions. Purchase of supplies and reagents essential to analyses will be restricted. Repair of instruments requiring factory authorized servicing maybe delayed.
2022	HTH710	MH	A	\$ 954,487	\$ 24,157	\$ 930,330	2.6%	Unable to fill all positions. Purchase of supplies and reagents essential to analyses will be restricted. Repair of instruments requiring factory authorized servicing maybe delayed.
2022	HTH710	MJ	A	\$ 1,353,526	\$ 67,730	\$ 1,285,796	5.3%	Unable to fill all positions. Purchase of supplies and reagents essential to analyses will be restricted. Repair of instruments requiring factory authorized servicing maybe delayed.
2022	HTH720	MP	A	\$ 1,242,360	\$ 61,598	\$ 1,180,762	4.96%	\$17,599 soft restriction and \$43,999 hard restriction were placed on OHCA's Other Current Expenses (OCE). The restriction has caused general funds (GF) shortfall and has limited OHCA to use its GF for travel expenses and contract services. OHCA will have GF deficit in the 4th Quarter of FY22. The GF deficit will prevent OHCA from reimbursing its employees and contractors and purchasing airfare, car rental, and hotel for surveyors to conduct on-site surveys on neighbor islands and will greatly impact the timely surveys of health care facilities to ensure regulatory compliance and investigations of health and safety complaints and increase the risk on the most vulnerable seniors and disabled.
2022	HTH 730	MQ	A	\$ 4,178,723	\$ 86,583	\$ 4,092,140	2.07%	A restriction on funding for operating expenses (other current expenses) will result in a required reduction in expenditures for operating expenses to remain within the allotment of funds. The Program will plan expenditures accordingly to remain within the allotment of funds. The Program will defer until FY 2023 the deconstruction and removal of a tower for the MEDICOM system on the island of Kauai.
2022	HTH760	MS	A	\$ 1,348,789	\$ 25,928	\$ 1,322,861	1.92%	Could not purchase needed supplies
2022	HTH840	FE	A	\$ 581,131	\$ 69,982	\$ 511,149	12.0%	Hard Restriction applied to Personal Services, due to salary savings in Division Administration.
2022	HTH840	FE	A	\$ 581,131	\$ 27,993	\$ 553,138	4.8%	Contingency Restriction applied to Personal Services, due to salary savings in Division Administration.
2022	HTH849	FC	A	\$ 15,576	\$ 15,576	\$ -	100.0%	Hard Restriction applied to Environmental Planning Office, Personal Services and Other Current Expenses, since no general funded positions exist.
2022	HTH849	FD	A	\$ 1,299,583	\$ 27,142	\$ 1,272,441	2.1%	Hard restriction applied to Hazard Evaluation and Emergency Response Office, Personal Services, due to vacancy savings.
2022	HTH849	FD	A	\$ 1,299,583	\$ 17,087	\$ 1,282,496	1.3%	Contingency Restriction applied to Hazard Evaluation and Emergency Response Office, Personal Services, due to vacancy savings.
2022	HTH904	AJ	A	\$ 10,898,358	\$ 209,507	\$ 10,688,851	1.92%	None
2022	HTH905	AH	A	\$ 246,563	\$ 4,740	\$ 241,823	1.92%	None
2022	HTH906	AC	A	\$ 475,769	\$ 9,146	\$ 466,623	1.92%	Reduction in Other Current Expenses/operating expenses.
2022	HTH907	AB	A	\$ 3,215,498	\$ 24,701	\$ 3,190,797	0.77%	Reduction in administrative operating expenditures.
2022	HTH907	AD	A	\$ 1,428,362	\$ 24,700	\$ 1,403,662	1.73%	Reduction in administrative operating expenditures.
2022	HTH907	AG	A	\$ 922,775	\$ 36,057	\$ 886,718	3.91%	Reduction in administrative operating expenditures.
2022	HTH907	AL	A	\$ 571,038	\$ 22,313	\$ 548,725	3.91%	Reduction in administrative operating expenditures.
2022	HTH907	AM	A	\$ 774,267	\$ 30,254	\$ 744,013	3.91%	Reduction in administrative operating expenditures.
2022	HTH907	AP	A	\$ 964,798	\$ 37,700	\$ 927,098	3.91%	Reduction in administrative operating expenditures.
2022	HTH908	AR	A	\$ 469,262	\$ 9,021	\$ 460,241	1.92%	Hard Restriction and Contingency Restriction applied to Personal Services, due to vacancy savings from Program Specialist V position.
2021								
2021	HTH100	DD	A	\$ 3,509,226	\$ 63,913	\$ 3,445,313	1.82%	Reduction in overall operational expenses and purchase of supplies.
2021	HTH100	DI	A	\$ 4,655,662	\$ 63,913	\$ 4,591,749	1.37%	Reduction in overall operational expenses and purchase of supplies.
2021	HTH100	KE	A	\$ 522,763	\$ 31,957	\$ 490,806	6.11%	Reduction in administrative operating expenditures.
2021	HTH100	DG	A	\$ 3,517,955	\$ 31,957	\$ 3,485,998	0.91%	Reduction in purchasing of operating supplies and equipment

Department of Health
FB 2020 - 2022 Restrictions

Table 7

<u>Fiscal Year</u>	<u>Prog ID</u>	<u>Sub-Org</u>	<u>MOF</u>	<u>Budgeted by Dept</u>	<u>Restriction</u>	<u>Difference Between Budgeted & Restricted</u>	<u>Percent Difference</u>	<u>Impact</u>
2021	HTH420	HO	A	\$ 41,122,959	\$ 1,507,548	\$ 39,615,411	3.67%	The restriction limits the Adult Mental Health Division's ability to support community alternatives to Hawaii State Hospital (HSH) inpatient commitment and discharge placements after HSH treatment for approximately 236 individuals.
2021	HTH430	HQ	A	\$ 80,809,991	\$ 1,483,644	\$ 79,326,347	1.84%	Reduce valuable contracts with Kahi Mohala and Correct Care that assist with patient census management. DOH would be forced to refuse admissions from the court and thus be in violation of multiple Hawaii Revised Statutes and the Clark Injunction. Reducing these contracts will put additional strain on an already stretched budget and could lead to litigation against the State of Hawaii.
2021	HTH440	HD	A	\$ 20,113,424	\$ 360,778	\$ 19,752,646	1.80%	The restriction in filling vacant positions affects the division's ability to operate the programs effectively and efficiently.
2021	HTH460	HO	A	\$ 42,666,481	\$ 765,226	\$ 41,901,255	1.8%	This reduction will reduce the monies available to pay for the University of Hawaii Department of Psychiatry (DOP) contract. This contract provides telepsychiatry for eligible Child and Adolescent Mental Health Division (CAMHD) youth by fellows in the DOP program. These youth receive medication evaluation and management, assessments and treatment. This reduction reduces the number of fellows that can provide these services to the youth in the programs. As there is a shortage of psychiatrists in Hawaii, this program helps CAMHD and the health plans reach youth that are located in rural areas.
2021	HTH501	CM	A	\$ 2,619,281	\$ 648,854	\$ 1,970,427	24.77%	17-131 - CARE Hawaii, Inc.; Crisis Network Services; -\$333,821 This would reduce the contract for the crisis network services which provide statewide crisis call responses, crisis mobile outreach, and the crisis residential on Oahu for individuals with intellectual and developmental disabilities who are experiencing a behavioral or psychiatric crisis. This would result in a diminished crisis response system for people with intellectual and developmental disabilities, inclusive of a crisis shelter, resulting in greatly increased emergency room use and admission to hospital acute psychiatric settings for these individuals. These services are billed wherever possible to the 1915(c) waiver, but not all costs are covered, for example when the telephonic crisis is stabilized at that level and does not result in a crisis mobile outreach, it cannot be billed as a waiver service. Also, room and board for the crisis shelter and follow up crisis response, which can avert future crisis, cannot be billed to Medicaid. Crisis services are required in DDD Statute HRS 333F. Long-Term Adult Supports & Resources contract to Goodwill Industries of Hawaii; -\$302,728 This would reduce services to individuals not in the HCBS waiver who are not eligible for Medicaid, or are waiting to be enrolled in the waiver. The requirement for provision of services to individuals eligible for DDD is mandated under §333F-2(c)(3)&(4) 18-151 - Brenda J. Wong; Psychological Eval Services; -\$12,305 This would eliminate funds for psychological evaluation services which are contracted for individuals applying for DDD services who don't have current evaluations. Impacts the ability to process timely eligibility applications due to inability to assess functional limitations as is required in HRS 333-F. Delays the provision of services. There is litigation history regarding delays that resulted in a waitlist for services including Makin v. State of Hawai'i (Civil No. 98-00997) brought by individuals who had been placed on a waitlist for the DD Waiver and followed by a settlement in HDRC v. State of Hawai'i (Civil No. 03-00524) that requires the timely delivery of services to all eligible applicants and no waitlist for services.
2021	HTH501	CU	A	\$ 477,908	\$ 8,767	\$ 469,141	1.83%	Mileage reimbursement; -\$1,809, Travel related expenditures; -\$6,958 Reduce travel and per diem for staff. This would impact supervisory staff's ability to support case management functions for clients on neighbor islands especially needed in crisis situations, staff from neighbor islands will not be able to travel to accompany participants when there are out-of-home placements.

Department of Health
 FB 2020 - 2022 Restrictions

Table 7

<u>Fiscal Year</u>	<u>Prog ID</u>	<u>Sub-Org</u>	<u>MOF</u>	<u>Budgeted by Dept</u>	<u>Restriction</u>	<u>Difference Between Budgeted & Restricted</u>	<u>Percent Difference</u>	<u>Impact</u>
2021	HTH501	CV	A	\$ 987,609	\$ 7,962	\$ 979,647	0.81%	Mileage reimbursement; -\$2,570, Travel related expenditures; -\$5,392 Reduce travel and per diem for staff. This would impact supervisory staff's ability to support case management functions for clients on neighbor islands especially needed in crisis situations, staff from neighbor islands will not be able to travel to accompany participants when there are out-of-home placements.
2021	HTH501	ED	A	\$ 1,221,324	\$ 152,982	\$ 1,068,342	12.53%	Mileage reimbursement; -\$750, Travel related expenditures; -\$2,232 Reduce travel and per diem for staff. This would impact supervisory staff's ability to support case management functions for clients on neighbor islands especially needed in crisis situations, staff from neighbor islands will not be able to travel to accompany participants when there are out-of-home placements. Queen's Medical Center, Dental Clinic; -\$150,000 The Queen's Medical Center (QMC) Dental Clinic maintains the only facilities, equipment, and staff that can provide the needed service in Hawaii for adult patients whose conditions are seriously compromised by medical conditions or by inherent physical, mental, or intellectual/developmental disabilities so as to prevent the delivery of services in a customary dental setting. In Hawaii, the QMC Dental Clinic is the only clinic that provides hospital dentistry (dental care under general anesthesia) for these vulnerable adult populations. QMC provides general dental and oral surgery services concentrating on, but not limited to, disabled and medically compromised patients. The delivery of these services require facilities, equipment, and staff common to both a surgical theatre and dental operator. The HCDSB contracts with QMC to provide general dental and oral surgery services under a hospital setting for the vulnerable adult populations that cannot receive dental care in traditional dental clinic or office. The reduction of funds will significantly affect the QMC Dental Clinic's budget to financially support the dental clinic. These funds are critical to maintain and support the clinic facilities, operations, and personnel expenses. This reduction of funds will directly affect their overall capacity to provide treatment to the community and HCDSB referral patients.
2021	HTH501	JA	A	\$ 1,648,733	\$ 115,010	\$ 1,533,723	6.98%	Mileage reimbursement; -\$9,676, Travel related expenditures; -\$24,494 Reduce travel and per diem for staff. This would impact supervisory staff's ability to support case management functions for clients on neighbor islands especially needed in crisis situations, staff from neighbor islands will not be able to travel to accompany participants when there are out-of-home placements. 20-072 - Honolulu Merchant Patrol and Guard Co., Inc.; -\$80,840 This would eliminate security patrol guard services to secure all buildings and property of the Waimano Hale Complex. Over time, these buildings, because of their remote location, have been vandalized or have become night encampment for homeless individuals, prompting the need for security services. Staff are reluctant to provide any work after work hours or weekends as a result. This contract is jointly funded by Adult Mental Health Division which provides 24/7 crisis line services from this location.

Department of Health
FB 2020 - 2022 Restrictions

Table 7

<u>Fiscal Year</u>	<u>Prog ID</u>	<u>Sub-Org</u>	<u>MOF</u>	<u>Budgeted by Dept</u>	<u>Restriction</u>	<u>Difference Between Budgeted & Restricted</u>	<u>Percent Difference</u>	<u>Impact</u>
2021	HTH501	JO	A	\$ 6,387,685	\$ 616,100	\$ 5,771,585	9.65%	<p>Mileage reimbursement; -\$30,947, Travel related expenditures; -\$2,079 Reduce travel and per diem for staff. This would impact supervisory staff's ability to do critical support for case management functions for clients on the neighbor islands especially needed in crisis situations, staff from neighbor islands will not be able to travel to accompany participants.</p> <p>17-218 Acumen Fiscal Agent, L.L.C.; Financial Management Services; -\$100,000 Reduces funding by \$100,000 to provide fiscal agent services for waiver participants who choose to direct their own services, which is statutorily mandated. Reduction in this contract would mean the inability to provide CMS mandated supports for consumer-directed (CD) participants in the Medicaid 1915(c) Waiver. The CD component of the Waiver allows participants to serve as the employer of record for their service employees and manage a set amount of dollars allocated for their CD services. The structure of the CD program removes the State from any co-employer liability and gives flexibility for the employer to obtain quality services. CMS incorporates the use of a Financial Management Services (FMS) entity which Hawaii uses to provide: (1) an Electronic Visit Verification (EVV) system for recording employee worktime (federally mandated under Section 12006(a) of the 21st Century Cures Act), (2) payment of employees, (3) withholding and deposit of employer and employee taxes, (4) ensuring compliance with federal and state regulations for employers. In addition, the FMS contractor provides training and tools for CD employers to manage and reallocate funds within the annual amount of Medicaid dollars allocated for their CD services. Since most CD employers are family member of participants, they are not paid and provider agency administrative expenses are not incorporated into the CD unit rates; enabling cost savings for the State.</p>
2021	HTH501	JO	A					<p><Continued from above> Without these FMS supports, the State is: (1) at risk for being a co-employer and assumes liability for over 1600 CD employees, (2) not in compliance with federal and state labor and tax regulations and subject to any hearings and subsequent penalties, (3) not in compliance with the provisions of the CMS approved Waiver. A reduction in the FMS contract would significantly jeopardize the compliance of the state with the 1915(c) Waiver.</p> <p>19-142 University of Hawaii; Center for Disability Studies Projects; -\$443,074 This would eliminate contracts to the University of Hawaii, Center for Disability. Impacts the ability to support clients who receive support to attend post-secondary school settings and prepare for employment, provision of self-determination training, prepare analytical reports on the National Core Indicators to help DDD implement continuous quality improvement, development of curriculum required under HAR 11-148.1 and support the development of best practices in provision of services.</p> <p>CR Dispatch Services Inc. DDD Courier Services; -\$40,000 Eliminate courier services for timely transport of documents, resulting in the need to mail documents, which is a security risk, or staff transporting (however mileage has also been reduced)</p>
2021	HTH501	JQ	A	\$ 1,026,850	\$ 13,217	\$ 1,013,633	1.29%	<p>Mileage reimbursement; -\$3,479, Travel related expenditures; -\$9,738 Reduce travel and per diem for staff. This would impact supervisory staff's ability to support case management functions for clients on neighbor islands especially needed in crisis situations, staff from neighbor islands will not be able to travel to accompany participants when there are out-of-home placements.</p>
2021	HTH501	JR	A	\$ 690,584	\$ 7,068	\$ 683,516	1.02%	<p>Mileage reimbursement; -\$1730, Travel related expenditures; -\$5,338 Reduce travel and per diem for staff. This would impact supervisory staff's ability to support case management functions for clients on neighbor islands especially needed in crisis situations, staff from neighbor islands will not be able to travel to accompany participants when there are out-of-home placements.</p>

Department of Health
FB 2020 - 2022 Restrictions

Table 7

<u>Fiscal Year</u>	<u>Prog ID</u>	<u>Sub-Org</u>	<u>MOF</u>	<u>Budgeted by Dept</u>	<u>Restriction</u>	<u>Difference Between Budgeted & Restricted</u>	<u>Percent Difference</u>	<u>Impact</u>
2021	HTH501	JS	A	\$ 689,542	\$ 7,294	\$ 682,248	1.06%	Mileage reimbursement; -\$3,424, Travel related expenditures; -\$3,870 Reduce travel and per diem for staff. This would impact supervisory staff's ability to support case management functions for clients on neighbor islands especially needed in crisis situations, staff from neighbor islands will not be able to travel to accompany participants when there are out-of-home placements.
2021	HTH501	KB	A	\$ 2,109,303	\$ 11,048	\$ 2,098,255	0.52%	Mileage reimbursement; -\$5,549, Travel related expenditures; -\$5,499 Reduce travel and per diem for staff. This would impact supervisory staff's ability to support case management functions for clients on neighbor islands especially needed in crisis situations, staff from neighbor islands will not be able to travel to accompany participants when there are out-of-home placements.
2021	HTH520	AI	A	\$ 987,640	\$ 23,250	\$ 964,390	2.35%	The impact of restriction reduced the Communication Access Program to upgrade video production equipment, reduced the number of Hawaii Quality Assurance System tests provided to prospective applicants, and reduced the number of Continuing Education trainings for American Sign Language Interpreters to maintain their state credential to verify their qualifications to provide interpreting services for state entities.
2021	HTH560	CC	A	\$ 1,239,503	\$ 35,000	\$ 1,204,503	2.91%	The restriction affects operating expenditures.
2021	HTH560	CF (CZ)	A	\$ 1,420,002	\$ 100,000	\$ 1,320,002	7.58%	The restriction primarily affects Parenting Support and Primary Care contracts and operating expenditures.
2021	HTH560	CG	A	\$ 19,774,284	\$ 1,750,000	\$ 18,024,284	9.71%	Reduced direct services through POS contracts. Due to COVID-19 and also known direct service vacancies within POS contracts, restriction will have less impact on direct service delivery.
2021	HTH560	CK	A	\$ 338,702	\$ 5,000	\$ 333,702	1.50%	The restriction will affect operating expenditures.
2021	HTH560	CT (CY)	A	\$ 3,106,035	\$ -	\$ 3,106,035	0.00%	N/A
2021	HTH560	CW	A	\$ 1,688,660	\$ 150,000	\$ 1,538,660	9.75%	The restriction affects Perinatal Support Services contracts.
2021	HTH560	KC	A	\$ 3,192,887	\$ 210,000	\$ 2,982,887	7.04%	The restriction will affect operating expenditures, Molokai General Hospital contract, Primary Care Service contracts
2021	HTH590	KK	A	\$ 1,266,475	\$ 47,934	\$ 1,218,541	3.78%	Reduction impacts personnel budget and administrative support for COVID-19 and correlated chronic disease programs.
2021	HTH 730	MQ	A	\$ 68,738,733	\$ 829,890	\$ 67,908,843	1.21%	A restriction on funding for operating expenses (other current expenses) was offset by a transfer of funds into HTH 730 from HTH 560. The transfer of funds into HTH 730 allowed HTH 730 to maintain contracts for emergency ambulance services at a critical time for the State.
2021	HTH760	MS	A	\$ 1,338,954	\$ 6,000	\$ 1,332,954	0.4%	The restriction will affect administrative expenditures.
2021	HTH849	FB	A	\$ 1,974,597	\$ 106,949	\$ 1,867,648	5.4%	Hard restriction applied to Environmental Resources Office, Other Current Expenses, for Waimano Ridge facilities-related costs. Impact is less available funding for 3 buildings for costs such as janitors, electricity, security guards, mail courier, air conditioning and elevator maintenance, roof repairs, grounds maintenance, etc.
2021	HTH849	FD	A	\$ 1,401,501	\$ 186,949	\$ 1,214,552	13.3%	Hard restriction applied to Hazard Evaluation and Emergency Response Office, Personal Services, due to vacancy savings.
2021	HTH849	FB	A	\$ 1,974,597	\$ 293,898	\$ 1,680,699	14.9%	Contingency restriction applied to Environmental Resources Office, Other Current Expenses, for Waimano Ridge facilities-related costs. Impact is less available funding for 3 buildings for costs such as janitors, electricity, security guards, mail courier, air conditioning and elevator maintenance, roof repairs, grounds maintenance, etc.
2021	HTH850	FS	A	\$ 228,121	\$ 15,750	\$ 207,121	10.00%	Due to increase in payroll costs, the restriction will affect operating expenditures. Operational funds will be used to fulfill salary obligations. OEQC will only be able to cover basic operating expenses.
2021	HTH904	AJ	A	\$ 13,550,288	\$ 154,500	\$ 13,395,788	1.14%	Reduction in administrative operating expenditures.
2021	HTH905	AH	A	\$ 238,005	\$ 5,250	\$ 232,755	2.21%	Unable to fly council members from neighbor islands to attend council meeting.
2021	HTH906	AC	A	\$ 475,769	\$ 3,000	\$ 472,769	0.6%	Minimal impact.
2021	HTH907	AB	A	\$ 3,752,093	\$ 310,432	\$ 3,441,661	8.3%	Reduction in administrative operating expenditures.
2021	HTH907	AD	A	\$ 1,503,764	\$ 20,000	\$ 1,483,764	1.3%	Reduction in administrative operating expenditures.
2021	HTH907	AG	A	\$ 976,589	\$ 7,000	\$ 969,589	0.7%	Reduction in administrative operating expenditures.

Department of Health
FB 2020 - 2022 Restrictions

Table 7

<u>Fiscal Year</u>	<u>Prog ID</u>	<u>Sub-Org</u>	<u>MOF</u>	<u>Budgeted by Dept</u>	<u>Restriction</u>	<u>Difference Between Budgeted & Restricted</u>	<u>Percent Difference</u>	<u>Impact</u>
2021	HTH907	AL	A	\$ 550,869	\$ 5,000	\$ 545,869	0.9%	Reduction in administrative operating expenditures.
2021	HTH907	AM	A	\$ 747,599	\$ 5,000	\$ 742,599	0.7%	Reduction in administrative operating expenditures.
2021	HTH907	AN	A	\$ 548,295	\$ 5,000	\$ 543,295	0.9%	Reduction in administrative operating expenditures.
2021	HTH907	AP	A	\$ 1,018,682	\$ 5,000	\$ 1,013,682	0.5%	Reduction in administrative operating expenditures.
2021	HTH908	AR	A	\$ 469,262	\$ 6,750	\$ 462,512	1.44%	Minimal. Hard Restriction and Contingency Restriction applied to Personal Services, due to vacancy savings from Program Specialist V position.
2020								
2020	HTH100	KE	A	\$ 522,763	\$ 30,000	\$ 492,763	5.74%	Reduction in administrative operating expenditures.
2020	HTH100	DD	A	\$ 3,762,804	\$ 273,000	\$ 3,489,804	7.26%	Reduction in overall operational expenses and use vacancy savings.
2020	HTH100	DG	A	\$ 4,017,136	\$ 373,000	\$ 3,644,136	9.29%	Curtail costs of annual Kalaupapa barge.
2020	HTH100	DH	A	\$ 631,539	\$ 89,040	\$ 542,499	14.10%	Reduction in STD and case management services.
2020	HTH100	DI	A	\$ 4,655,662	\$ 340,960	\$ 4,314,702	7.32%	Reduction in HIV related services.
2020	HTH100	KJ	A	\$ 13,123,616	\$ 221,000	\$ 12,902,616	1.68%	Hold recruitment on positions to generate vacancy savings to cover the restriction.
2020	HTH420	HO	A	\$ 41,265,710	\$ 3,930,000	\$ 37,335,710	9.52%	The restriction limits the Adult Mental Health Division's ability to support community alternatives to Hawaii State Hospital (HSH) inpatient commitment and discharge placements after HSH treatment.
2020	HTH440	HO	A	\$ 20,246,936	\$ 236,750	\$ 20,010,186	1.17%	The restriction withholds ADAD from serving an average of another 94 treatment clients suffering from substance use disorders, or serving another 2,027 children, youth and adults possibly at risk of substance use disorders from receiving substance use prevention services that are evidence-based. Additionally, ADAD must meet the Substance Abuse Prevention and Treatment Block Grant (SABG) Maintenance of Effort (MOE) requirement expending at minimum of the average of two previous years of State funds. This year, ADAD must expend at least \$19,735,441 of \$20,246,936 appropriated to meet the SABG MOE or face dollar for dollar sanctions. With the restriction in place, this leaves a small margin of \$274,745 unspent or 1.36%.
2020	HTH460	HO	A	\$ 44,020,134	\$ 1,000,000	\$ 43,020,134	2.27%	This \$1,000,000 reduction will reduce the amount of monies available to pay for contracted services. Services provided in FY20 will need to be waitlisted to FY21, or paid for in FY21, which will reduce the funding available in FY21, or not provide services to youth in a timely manner. Other youth may need to stay in a lower level of care when they should be in an out of home placement and there is no money to provide that service for them.
2020	HTH495	HB	A	\$ 6,382,887	\$ 197,000	\$ 6,185,887	3.09%	The restriction will affect operating expenditures.
2020	HTH501	CN	A	\$ 72,577,218	\$ 1,450,000	\$ 71,127,218	2.00%	As of 12/30/19, request memo will be submitted for departmental review, B&F, and Governor for approval to release \$1,450,000 (\$725,000-hard and \$725,000-soft) restricted funds. The budget adjustment will require budget reductions in Medicaid 1915(c) Home and Community Based Services (HCBS) Waiver services infrastructure and to comply with the Medicaid HCBS Final Rule on Community Integration.
2020	HTH560	CC	A	\$ 1,267,457	\$ 30,000	\$ 1,237,457	2.42%	The restriction affects operating expenditures.
2020	HTH560	CF	A	\$ 1,420,002	\$ 186,168	\$ 1,233,834	15.09%	The restriction primarily affects Parenting Support and Primary Care contracts and operating expenditures.
2020	HTH560	CG	A	\$ 20,486,186	\$ 794,712	\$ 19,691,474	4.04%	Minimal. Due to known direct service vacancies within POS contracts, restriction will not hinder contract performance.
2020	HTH560	CW	A	\$ 2,438,660	\$ 68,120	\$ 2,370,540	2.87%	The restriction affects Perinatal Support Services contracts.
2020	HTH590	KK	A	\$ 1,352,029	\$ 400,000	\$ 952,029	29.59%	As we fill more positions, we will have to use the operational funds to fulfill salary obligations.
2020	HTH590	GR	A	\$ 646,631	\$ 164,500	\$ 482,131	25.44%	As we fill more positions, we will have to use the operational funds to fulfill salary obligations.
2020	HTH610	FN	A	\$ 2,553,535	\$ 178,813	\$ 2,374,722	7.00%	Contingency Restriction applied to Personal Services, due to salary savings in Vector Control Branch.
2020	HTH610	FP	A	\$ 1,020,491	\$ 178,812	\$ 841,679	17.52%	Contingency Restriction applied to Personal Services, due to salary savings in Food and Drug Branch.
2020	HTH610	FQ	A	\$ 3,570,441	\$ 357,625	\$ 3,212,816	10.02%	Hard Restriction applied to Personal Services, due to salary savings in Sanitation Branch.
2020	HTH710	MG	A	\$ 1,562,822	\$ 10,000	\$ 1,552,822	0.64%	Purchase of supplies and reagents essential to analyses will be restricted. Repair of instruments requiring factory authorized servicing maybe delayed.

Department of Health
 FB 2020 - 2022 Restrictions

Table 7

<u>Fiscal Year</u>	<u>Prog ID</u>	<u>Sub-Org</u>	<u>MOF</u>	<u>Budgeted by Dept</u>	<u>Restriction</u>	<u>Difference Between Budgeted & Restricted</u>	<u>Percent Difference</u>	<u>Impact</u>
2020	HTH710	MH	A	\$ 1,446,271	\$ 90,000	\$ 1,356,271	6.6%	Purchase of supplies and reagents essential to analyses will be restricted. Repair of instruments requiring factory authorized servicing maybe delayed.
2020	HTH710	MI	A	\$ 560,531	\$ 60,000	\$ 500,531	12.0%	Purchase of supplies and reagents essential to analyses will be restricted. Repair of instruments requiring factory authorized servicing maybe delayed.
2020	HTH710	MJ	A	\$ 1,327,125	\$ 73,000	\$ 1,254,125	5.8%	Purchase of supplies and reagents essential to analyses will be restricted. Repair of instruments requiring factory authorized servicing maybe delayed.
2020	HTH840	FE	A	\$ 532,222	\$ 300,000	\$ 232,222	56.37%	Hard Restriction applied to Personal Services, due to vacancy savings in Division Administration.
2020	HTH840	FF	A	\$ 399,740	\$ 25,000	\$ 374,740	6.25%	Contingency Restriction applied to Personal Services, due to vacancy savings in Clean Air Branch.
2020	HTH840	FG	A	\$ 1,617,789	\$ 100,000	\$ 1,517,789	6.18%	Contingency Restriction applied to Personal Services, due to vacancy savings in Clean Water Branch.
2020	HTH840	FH	A	\$ 857,375	\$ 50,000	\$ 807,375	5.83%	Contingency Restriction applied to Personal Services, due to vacancy savings in Safe Drinking Water Branch.
2020	HTH840	FJ	A	\$ 1,632,620	\$ 379,750	\$ 1,252,870	23.26%	Hard Restriction and Contingency Restriction applied to Personal Services, due to vacancy savings in Solid and Hazardous Waste Branch.
2020	HTH849	FC	A	\$ 45,001	\$ 29,557	\$ 15,444	65.68%	Hard Restriction applied to Environmental Planning Office, Personal Services, since no general funded positions exist.
2020	HTH849	FD	A	\$ 1,426,887	\$ 437,943	\$ 988,944	30.69%	Hard Restriction and Contingency Restriction applied to Hazard Evaluation and Emergency Response Office, Personal Services, due to salary savings. Savings are because a reorganization must be completed before one position can be established and filled and another position varianced and filled.
2020	HTH904	AJ	A	\$ 9,366,678	\$ 155,250	\$ 9,211,428	1.66%	The restriction will affect operating expenditures.
2020	HTH907	AB	A	\$ 10,123,239	\$ 446,504	\$ 9,676,735	4.41%	The restriction will affect operating expenditures.

Department of Health
Emergency Appropriation Requests

Table 8

<u>Prog ID</u>	<u>Description of Request</u>	<u>Explanation of Request</u>	<u>MOF</u>	<u>Pos (P)</u>	<u>Pos (T)</u>	<u>\$\$\$</u>
HTH840	Increase appropriation ceiling for Leaking Underground Storage Tank Revolving fund, S-330-H	This fund is being used for the Navy Water System Incident response activities. The current ceiling is \$400,000. The ceiling increase would enable full use of the current cash balance, which is \$1,422,179.47.	W			\$ 1,000,000

Department of Health
Expenditures Exceeding Appropriation Ceilings in FY21 and FY22

Table 9

<u>Prog ID</u>	<u>MOF</u>	<u>Date</u>	<u>Appropriation</u>	<u>Amount Exceeding Appropriation</u>	<u>Percent Exceeded</u>	<u>Reason for Exceeding Ceiling</u>	<u>Legal Authority</u>	<u>Recurring (Y/N)</u>	<u>GF Impact (Y/N)</u>
HTH100	N	7/13/2020	\$ -	\$ 108,092	N/A	To expend unappropriated federal funds	Act 5, SLH 2019, as amended by Act 9, SLH 2020	N	N
HTH100	N	9/4/2020	\$ -	\$ 513,098	N/A	To expend unappropriated federal funds	Act 5, SLH 2019, as amended by Act 9, SLH 2020	N	N
HTH100	P	10/5/2020	\$ -	\$ 4,303,888	N/A	To expend unappropriated federal funds	Act 5, SLH 2019, as amended by Act 9, SLH 2020	N	N
HTH131	P	11/9/2021	\$ 17,500,000	\$ 6,462,171	36.9%	To expend unappropriated federal funds	Act 88, SLH 2021	N	N
HTH131	P	8/17/2021	\$ 17,500,000	\$ 4,608,653	26.3%	To expend unappropriated federal funds	Act 88, SLH 2021	N	N
HTH131	P	7/7/2021	\$ 17,500,000	\$ 2,194,866	12.5%	To expend unappropriated federal funds	Act 88, SLH 2021	N	N
HTH131	P	5/19/2021	\$ 17,500,000	\$ 1,820,325	10.4%	To expend unappropriated federal funds	Act 5, SLH 2019, as amended by Act 9, SLH 2020	N	N
HTH131	P	4/29/2021	\$ 17,500,000	\$ 42,645,370	243.7%	To expend unappropriated federal funds	Act 5, SLH 2019, as amended by Act 9, SLH 2020	N	N
HTH131	P	1/19/2021	\$ 17,500,000	\$ 81,495,303	465.7%	To expend unappropriated federal funds	Act 5, SLH 2019, as amended by Act 9, SLH 2020	N	N
HTH131	P	12/29/2020	\$ 17,500,000	\$ 1,121,000	6.4%	To expend unappropriated federal funds	Act 5, SLH 2019, as amended by Act 9, SLH 2020	N	N
HTH131	P	9/15/2020	\$ 17,500,000	\$ 6,998	0.0%	To expend unappropriated federal funds	Act 5, SLH 2019, as amended by Act 9, SLH 2020	N	N
HTH131	P	8/13/2020	\$ 17,500,000	\$ 3,340,633	19.1%	To expend unappropriated federal funds	Act 5, SLH 2019, as amended by Act 9, SLH 2020	N	N
HTH131	N	5/3/2021	\$ 18,500,000	\$ 37,859,448	204.6%	To expend unappropriated federal funds	Act 5, SLH 2019, as amended by Act 9, SLH 2020	N	N
HTH131	N	6/8/2021	\$ 18,500,000	\$ 14,264,689	77.1%	To expend unappropriated federal funds	Act 5, SLH 2019, as amended by Act 9, SLH 2020	N	N
HTH131	P	7/8/2021	\$ -	\$ 9,280,889	N/A	To expend unappropriated federal funds	Act 88, SLH 2021	N	N
HTH560	P	8/4/2020	\$ 1,301,956	\$ 482,000	37.0%	To expend additional federal funds.	Act 5, SLH 2019, as amended by Act 9, SLH 2020	N	N

Department of Health
Expenditures Exceeding Appropriation Ceilings in FY21 and FY22

Table 9

<u>Prog ID</u>	<u>MOF</u>	<u>Date</u>	<u>Appropriation</u>	<u>Amount Exceeding Appropriation</u>	<u>Percent Exceeded</u>	<u>Reason for Exceeding Ceiling</u>	<u>Legal Authority</u>	<u>Recurring (Y/N)</u>	<u>GF Impact (Y/N)</u>
HTH560	N	1/14/2021	\$ 454,319	\$ 7,627	1.7%	To expend additional federal funds.	Act 5, SLH 2019, as amended by Act 9, SLH 2020	N	N
HTH560	N	2/25/2021	\$ 350,000	\$ 119,403	34.1%	To expend additional federal funds.	Act 5, SLH 2019, as amended by Act 9, SLH 2020	N	N
HTH560	P	5/28/2021	\$ 300,000	\$ 322,290	107.4%	To expend additional federal funds.	Act 5, SLH 2019, as amended by Act 9, SLH 2020	N	N
HTH560	N	9/16/2021	\$ 29,000,000	\$ 2,000,000	6.9%	To expend additional federal funds.	Act 88, SLH 2021	N	N
HTH560	P	4/27/2020	\$ 843,170	\$ 843,170	100.0%	To expend unappropriated federal funds	Act 5, SLH 2019, as amended by Act 9, SLH 2020	N	N
HTH560	P	6/30/2020	\$ 640,000	\$ 640,000	100.0%	To expend unappropriated federal funds	Act 5, SLH 2019, as amended by Act 9, SLH 2020	N	N
HTH560	P	10/9/2020	\$ 275,000	\$ 275,000	100.0%	To expend unappropriated federal funds	Act 5, SLH 2019, as amended by Act 9, SLH 2020	N	N
HTH560	N	5/10/2021	\$ 1,000,179	\$ 1,000,179	100.0%	To expend unappropriated federal funds	Act 5, SLH 2019, as amended by Act 9, SLH 2020	N	N
HTH560	P	5/11/2021	\$ 384,763	\$ 384,763	100.0%	To expend unappropriated federal funds	Act 5, SLH 2019, as amended by Act 9, SLH 2020	N	N
HTH560	N	7/8/2021	\$ 1,218,273	\$ 1,218,273	100.0%	To expend unappropriated federal funds	Act 88, SLH 2021	N	N
HTH560	P	7/20/2021	\$ 2,583,760	\$ 2,583,760	100.0%	To expend unappropriated federal funds	Act 88, SLH 2021	N	N
HTH560	P	8/31/2021	\$ 445,000	\$ 445,000	100.0%	To expend unappropriated federal funds	Act 88, SLH 2021	N	Y

Department of Health
Expenditures Exceeding Appropriation Ceilings in FY21 and FY22

Table 9

<u>Prog ID</u>	<u>MOF</u>	<u>Date</u>	<u>Appropriation</u>	<u>Amount Exceeding Appropriation</u>	<u>Percent Exceeded</u>	<u>Reason for Exceeding Ceiling</u>	<u>Legal Authority</u>	<u>Recurring (Y/N)</u>	<u>GF Impact (Y/N)</u>
HTH760	A	8/15/2021	\$ 1,322,860	\$ 150,000	9.0%	If restoration of operational funding not approved, ceiling will be eventually exceeded after paying for monthly fixed maintenance costs for postage, paper, laser printer toner, pre-printed window mailing envelopes, standard and other envelopes, copy rental services, telephone services, shredding services, air-conditioner maintenance services for air conditioners not covered by DAGS at Kinau Hale, IT repair and maintenance services and other expenses related to vital records registration, processing and fulfilling vital record orders. In addition, several long-term employees recently retired/plan to retire, which will put strain on or will exceed available Personal funding.	Act 88, SLH 2021	Y	Y
HTH840	P	8/18/2020	\$ -	\$ 222,000	100.0%	New award, WIIN Act - Testing for Lead in Drinking Water at Schools and Child Care Programs grant	Act 5, SLH 2019, as amended by Act 9, SLH 2020	Y	N
HTH840	N	9/14/2020	\$ 539,949	\$ 413,051	76.5%	Additional funds received, Public Water System Supervision grant	Act 5, SLH 2019, as amended by Act 9, SLH 2020	Y	N
HTH840	P	9/14/2020	\$ 788,383	\$ 180,950	23.0%	Additional funds received, State Clean Diesel grant	Act 5, SLH 2019, as amended by Act 9, SLH 2020	Y	N
HTH840	N	9/17/2020	\$ 943,823	\$ 125,962	13.3%	Additional funds received, Air Pollution Control grant	Act 5, SLH 2019, as amended by Act 9, SLH 2020	Y	N
HTH840	N	10/21/2020	\$ -	\$ 254,589	100.0%	Received new award, rather than extension of current award, Water Pollution Control - Monitoring Initiative grant	Act 5, SLH 2019, as amended by Act 9, SLH 2020	Y	N
HTH840	N	6/21/2021	\$ 1,069,785	\$ 521,332	48.7%	Additional funds received, Air Pollution Control grant	Act 5, SLH 2019, as amended by Act 9, SLH 2020	Y	N
HTH840	N	9/28/2021	\$ 1,591,117	\$ 200,000	12.6%	Additional funds received, Air Pollution Control grant	Act 88, SLH 2021	Y	N
HTH840	P	10/4/2021	\$ 222,000	\$ 89,000	40.1%	Additional funds received, WIIN Act - Testing for Lead in Drinking Water at Schools and Child Care Programs grant	Act 88, SLH 2021	Y	N
HTH840	P	11/24/2021	\$ 114,404	\$ 85,404	74.7%	Additional funds received, Multipurpose Grant Program-SHWB grant	Act 88, SLH 2021	Y	N

Department of Health
Expenditures Exceeding Appropriation Ceilings in FY21 and FY22

Table 9

<u>Prog ID</u>	<u>MOF</u>	<u>Date</u>	<u>Appropriation</u>	<u>Amount Exceeding Appropriation</u>	<u>Percent Exceeded</u>	<u>Reason for Exceeding Ceiling</u>	<u>Legal Authority</u>	<u>Recurring (Y/N)</u>	<u>GF Impact (Y/N)</u>
HTH849	P	10/6/2020	\$ -	\$ 78,496	100.0%	New award, Multipurpose Grant Program-HEER grant	Act 5, SLH 2019, as amended by Act 9, SLH 2020	Y	N
HTH849	P	10/19/2020	\$ 4,278,009	\$ 356,900	8.3%	Additional funds received, State Response Program grant	Act 5, SLH 2019, as amended by Act 9, SLH 2020	Y	N
HTH849	P	9/29/2021	\$ 909,564	\$ 190,436	20.9%	Additional funds received, Superfund Preliminary Assessment/Site Inspection (PA/SI Pre-Remedial) grant	Act 88, SLH 2021	Y	N
HTH905	N	10/26/2020	\$ 539,580	\$ 18,580	3.4%	Increase the allotment ceiling by \$18,580 The Council received an increase in their Federal allotment in FY21 (current ceiling \$521,000)	Chapter 333E, HRS & P.L. 106-402	Y	N
HTH905	N	11/10/2021	\$ 91,904	\$ 12,010	13.1%	Increase the allotment ceiling by \$12,010 The Council anticipates receiving the same allotment in FY22 as we got in FY21 (current ceiling \$527,570)	Chapter 333E, HRS & P.L. 106-402	Y	N

Department of Health
Intradepartmental Transfers in FY21 and FY22

Table 10

<u>Actual or Anticipated Date of Transfer</u>	<u>MOF</u>	<u>Pos (P)</u>	<u>Pos (T)</u>	<u>\$\$\$</u>	<u>From Prog ID</u>	<u>Percent of Program ID Appropriation Transferred From</u>	<u>To Prog ID</u>	<u>Percent of Receiving Program ID Appropriation</u>	<u>Reason for Transfer</u>	<u>Recurring (Y/N)</u>
FY 2022										
3/1/2022	A	N/A	N/A	\$ 335,000	TBD	TBD	HTH720	10.5%	To cover payroll shortfall caused by Negative Personal Services Adjustment.	N
FY 2021										
6/18/2021	A	N/A	N/A	\$ 150,000	HTH560	0.5%	HTH720	4.4%	To cover payroll shortfall caused by Negative Personal Services Adjustment.	N
6/18/2021	A	N/A	N/A	\$ 1,500,000	HTH560	4.9%	HTH730	2.2%	To pay for other current expenses for the service providers contracted to provide essential emergency ambulance services for the State.	N

Department of Health
Vacancy Report as of November 30, 2021

Table 11

Prog ID	Sub-Org	Date of Vacancy	Expected Fill Date	Position Number	Position Title	Exempt (Y/N)	SR Level	BU Code	Perm Temp (P/T)	FTE	MOF	Budgeted Amount	Actual Salary Last Paid	Authority to Hire (Y/N)	Occupied by 89 Day Hire (Y/N)	# of 89 Hire Appts	Describe if Filled by other Means	Priority # to Retain
HTH100	KE	7/5/2021	1/30/2021	52071	Human Resources Specialist IV	N	SR-22	73	P	1.00	A	\$ 62,136	\$ 62,136	Y	N	0	N/A	2
HTH100	DD	9/1/21	3/1/22	23565	Physician I	N	LHC1	13	P	1.00	A	\$ 148,608	\$ 148,608	Y	N	0	N/A	2
HTH100	DD	10/5/21	3/1/22	13758	Secretary II	N	SR-14	3	P	1.00	A	\$ 46,272	\$ 60,864	Y	N	0	N/A	2
HTH100	DD	8/8/20	2/28/22	26274	Registered Nurse IV	N	SR-22	9	P	1.00	A	\$ 106,620	\$ -	Y	N	0	N/A	2
HTH100	DD	9/30/21	3/1/22	47810	Office Assistant III	N	SR-08	3	T	1.00	P	\$ 41,976	\$ 41,976	Y	N	0	N/A	2
HTH100	DD	NEW	5/1/22	NEW	Epidemiological Spec IV	N	SR-24	13	P	1.00	A	\$ 62,136	N/A	Y	N	0	N/A	5
HTH100	DD	NEW	5/1/22	NEW	Statistical Clerk I	N	SR-10	3	T	1.00	P	\$ 35,196	N/A	Y	N/A	0	N/A	5
HTH100	DE	09/29/09	TBD	35357	Physician I	N	SR-31	73	P	1.00	P	\$ 111,504	\$ 70,224	Y	N	0	N/A	4
HTH100	DF	9/03/18	2/1/2022	52112	Licensed Practical Nurse II	N	HE-08	10	P	1.00	A	\$ 48,288	\$ 46,752	Y	N	0	N/A	2
HTH100	DF	7/6/21	1/10/2022	45226	Registered Nurse III	N	SR-20	9	P	1.00	A	\$ 108,792	\$ 108,792	Y	Y	2	N/A	2
HTH100	DF	5/11/21	2/1/2022	122519	Licensed Practical Nurse II	N	HE-08	10	P	0.80	A	\$ 52,152	\$ 52,152	Y	N	0	N/A	2
HTH100	DF	2/27/20	2/1/2022	112708	Administrative Officer V	N	SR-24	13	P	1.00	A	\$ 62,136	\$ 63,336	Y	N	0	N/A	2
HTH100	DG	12/1/19	9/1/2023	17702	Janitor II	N	BC-02	1	P	1.00	A	\$ -	\$ 42,900	N	N	0	N/A	5
HTH100	DG	7/12/21	1/15/2022	1019	Kitchen Helper	N	BC-02	1	P	1.00	A	\$ 43,764	\$ 43,764	Y	N	0	N/A	2
HTH100	DG	11/9/21	2/1/2022	3680	Carpenter I	N	BC-09	1	P	1.00	A	\$ 62,004	\$ 59,376	Y	N	0	N/A	2
HTH100	DG	5/22/20	2/1/2022	52118	Homemaker	N	BC-03	1	P	1.00	A	\$ 44,112	\$ 44,112	Y	N	0	N/A	2
HTH100	DG	9/20/21	2/1/2022	120440	Licensed Practical Nurse II	N	HE-08	10	P	1.00	A	\$ 53,340	\$ 52,152	Y	N	0	N/A	2
HTH100	KJ	4/16/2021	1/5/2021	3010	Registered Nurse VI	N	SR-26	9	P	1.00	A	\$ 147,444	\$ 147,444	Y	N	0	N/A	1
HTH100	KJ	7/1/2020	1/30/2021	3011	Registered Nurse IV	N	SR-22	9	P	1.00	A	\$ 126,036	\$ 122,964	Y	N	0	N/A	2
HTH100	KJ	3/19/2021	1/30/2021	3021	Registered Nurse IV	N	SR-22	9	P	1.00	A	\$ 126,036	\$ 126,036	Y	N	0	N/A	2
HTH100	KJ	1/16/2020	1/30/2021	3057	Registered Nurse IV	N	SR-22	9	P	1.00	A	\$ 119,964	\$ 122,964	Y	N	0	N/A	2
HTH100	KJ	8/14/2020	1/30/2021	3063	Registered Nurse IV	N	SR-22	9	P	1.00	A	\$ 81,348	\$ 122,964	Y	N	0	N/A	2
HTH100	KJ	3/17/2021	1/30/2021	3075	Registered Nurse V	N	SR-24	9	P	1.00	A	\$ 132,996	\$ 132,996	Y	N	0	N/A	2
HTH100	KJ	12/1/2020	1/30/2021	3794	Registered Nurse V	N	SR-24	9	P	1.00	A	\$ 136,308	\$ 136,308	Y	N	0	N/A	2
HTH100	KJ	9/16/2020	1/30/2021	10935	Registered Nurse IV	N	SR-22	9	P	1.00	A	\$ 114,180	\$ 114,180	Y	N	0	N/A	2
HTH100	KJ	12/31/2020	1/30/2021	12141	Registered Nurse IV	N	SR-22	9	P	1.00	A	\$ 135,732	\$ 135,732	Y	N	0	N/A	2
HTH100	KJ	7/1/2020	1/30/2021	13925	Registered Nurse IV	N	SR-22	9	P	1.00	A	\$ 129,192	\$ 129,192	Y	N	0	N/A	2
HTH100	KJ	4/6/2021	1/30/2021	16915	Registered Nurse IV	N	SR-22	9	P	1.00	A	\$ 122,964	\$ 122,964	Y	N	0	N/A	2
HTH100	KJ	9/20/2019	1/30/2021	26191	Registered Nurse IV	N	SR-22	9	P	1.00	A	\$ -	\$ 117,036	Y	N	0	N/A	5
HTH100	KJ	7/1/2020	1/30/2021	28672	Registered Nurse IV	N	SR-22	9	P	1.00	A	\$ 122,964	\$ 129,192	Y	N	0	N/A	2
HTH100	KJ	10/9/2020	1/30/2021	35632	Registered Nurse IV	N	SR-22	9	P	1.00	A	\$ 119,964	\$ 114,180	Y	N	0	N/A	2
HTH100	KJ	12/30/2017	1/30/2021	118858	Registered Nurse IV	N	SR-22	9	T	1.00	U	\$ 121,800	\$ 121,800	Y	N	0	N/A	2
HTH100	KJ	11/1/2021	12/30/2021	3805	Registered Nurse VI	N	SR-26	9	P	1.00	A	\$ 143,844	\$ 143,844	Y	N	0	N/A	1
HTH100	DI	8/19/2021	2/28/2021	123109	Social Worker IV	N	SR-22	13	T	1.00	N	\$ 55,200	\$ 55,200	Y	N	0	N/A	2
HTH100	DI	11/14/2019	2/28/2021	29058	Epidemiological Specialist III	N	SR-20	13	T	1.00	N	\$ 48,948	\$ 48,948	Y	N	1	N/A	2
HTH100	DI	3/15/2019	2/28/2021	38859	Public Health Educator IV	N	SR-22	13	T	1.00	N	\$ 52,956	\$ 52,956	Y	Y	2	N/A	2
HTH100	DI	3/5/2020	1/30/2021	37427	Office Assistant III	N	SR-08	3	T	1.00	P	\$ 30,240	\$ 30,240	Y	N	0	N/A	2
HTH100	DI	4/1/2020	1/4/2021	4911	Secretary I	N	SR-12	3	P	1.00	A	\$ 35,340	\$ 35,340	Y	N	0	N/A	1
HTH100	DI	11/30/2020	2/15/2021	34246	Epidemiological Specialist III	N	SR-20	13	T	1.00	N	\$ 51,024	\$ 51,024	Y	N	0	N/A	2
HTH100	DI	8/12/2020	2/15/2021	123060	Epidemiological Specialist IV	N	SR-22	13	T	1.00	S	\$ 51,792	\$ 51,792	Y	N	0	N/A	2
HTH100	DI	7/17/2021	2/15/2021	39725	Epidemiological Specialist III	N	SR-20	13	T	1.00	N	\$ 48,948	\$ 53,064	Y	N	0	N/A	2
HTH100	DI	8/3/2021	2/15/2021	39722	Epidemiological Specialist III	N	SR-20	13	T	1.00	P	\$ 48,948	\$ 48,948	Y	N	0	N/A	2
HTH100	DI	8/2/2021	2/15/2021	38860	Public Health Educator IV	N	SR-22	13	T	1.00	N	\$ 52,956	\$ 52,956	Y	N	0	N/A	2
HTH100	DI	8/3/2021	2/15/2021	39724	Epidemiological Specialist III	N	SR-20	13	T	1.00	P	\$ 48,948	\$ 48,948	Y	N	0	N/A	2
HTH100	DI	7/1/2021	12/27/2021	43133	Public Health Program Manager	N	EM-05	35	P	1.00	A	\$ 133,764	\$ 133,764	Y	N	0	N/A	1
HTH100	DH	8/1/2021	1/30/2021	23805	Light Truck Driver	N	BC-04	1	P	1.00	P	\$ 50,760	\$ 50,760	Y	N	0	N/A	2
HTH100	DI	8/3/2021	2/15/2021	38860	Public Health Educator IV	N	SR-22	13	T	1.00	N	\$ 52,956	\$ 57,420	Y	N	0	N/A	2
HTH100	DI	8/4/2021	2/15/2021	39722	Epidemiological Specialist III	N	SR-20	13	T	1.00	P	\$ 51,024	\$ 51,024	Y	N	0	N/A	2
HTH100	DI	8/4/2021	2/15/2021	39724	Epidemiological Specialist III	N	SR-20	13	T	1.00	P	\$ 57,420	\$ 57,420	Y	N	0	N/A	2
HTH131*	DA	08/13/21	ASAP	15142	Physician	N	LHC1	13	P	1.00	A	\$ 135,948	\$ -	Y	N	0	N/A	2
HTH131*	DA	09/30/21	ASAP	123226	Administrative Specialist III	N	SR-20	13	P	1.00	A	\$ 55,200	\$ 55,200	Y	N	0	N/A	2
HTH131*	DA	09/01/21	ASAP	122763	Planner IV (EMSC Coord)	Y	SR-NA	13	T	1.00	P	\$ 55,000		Y	N	0	N/A	2
HTH131*															N			
HTH131*	DC	12/30/15	ASAP	028401	Public Health Educator IV	N	SR-22	13	P	1.00	N	\$ 57,720	\$ -	Y	N	0	N/A	3

Department of Health
Vacancy Report as of November 30, 2021

Table 11

Prog ID	Sub-Org	Date of Vacancy	Expected Fill Date	Position Number	Position Title	Exempt (Y/N)	SR Level	BU Code	Perm Temp (P/T)	FTE	MOF	Budgeted Amount	Actual Salary Last Paid	Authority to Hire (Y/N)	Occupied by 89 Day Hire (Y/N)	# of 89 Hire Appts	Describe if Filled by other Means	Priority # to Retain
HTH131*	DC	01/01/13	ASAP	110959	Registered Nurse IV	N	SR-22	9	P	1.00	N	\$ 87,384	\$ -	Y	N	0	N/A	3
HTH131*	DC	09/28/15	ASAP	118909	Registered Nurse III	N	SR-20	9	T	1.00	N	\$ 94,332	\$ -	Y	N	0	N/A	3
HTH131*	DC	12/02/19	ASAP	110204	Public Health Educator V	N	SR-24	13	P	1.00	N	\$ 77,052	\$ -	Y	N	0	N/A	2
HTH131*	DC	12/05/19	ASAP	116654	Program Specialist IV	N	SR-22	13	T	1.00	N	\$ 54,096	\$ -	Y	N	0	N/A	2
HTH131*	DC	09/12/20	ASAP	116438	Epidemiological Specialist III	N	SR-20	13	T	1.00	N	\$ 51,024	\$ -	Y	N	0	N/A	2
HTH131*	DC	12/01/20	ASAP	52067	Information Technology Band B	N	SR-22	13	P	1.00	N	\$ 81,744	\$ -	Y	N	0	N/A	2
HTH131*	DC	09/16/21	ASAP	42256	Epidemiological Specialist III	N	SR-20	13	P	1.00	A/N	\$ 53,064	\$ -	Y	N	0	N/A	2
HTH131*	DJ	06/15/21	ASAP	15732	Office Assistant III	N	SR-08	3	P	1.00	N	\$ 33,120	\$ 33,120	Y	N	0	N/A	2
HTH131*	DJ	07/01/19	ASAP	123195	Epidemiologist I	Y	SR-NA	13	T	1.00	P	\$ 55,968	\$ -	Y	N	0	N/A	2
HTH131*	DJ	03/24/20	ASAP	122884	Program Specialist V (95732H)	Y	SR-NA	13	T	1.00	P	\$ 56,976	\$ -	Y	N	0	N/A	2
HTH131*	DJ	1/6/2020	ASAP	123046	Epidemiologist I	Y	SR-NA	13	T	1.00	P	\$ 57,252	\$ -	Y	N	0	N/A	2
HTH131*	DJ	04/15/21	ASAP	3124	Epidemiological Specialist IV	N	SR-22	13	P	1.00	A	\$ 59,748	\$ -	Y	N	0	N/A	2
HTH131*	DJ	09/18/21	ASAP	122422	Epidemiological Specialist IV	N	SR-22	13	P	1.00	A	\$ 59,748	\$ -	Y	N	0	N/A	2
HTH131*	DJ	05/29/21	ASAP	42254	Epidemiological Specialist IV	N	SR-22	13	P	1.00	A	\$ 59,748	\$ 57,420	Y	N	0	N/A	2
HTH131*	DJ	04/02/21	ASAP	14076	Public Health Program Manager	N	EM-05	35	P	1.00	A	\$ 95,988	\$ -	Y	N	0	N/A	2
HTH131*	DJ	04/12/21	ASAP	110126	Microbiologist II	N	SR-18	13	T	1.00	P	\$ 49,080	\$ -	Y	N	0	N/A	2
HTH131*	DJ	09/01/21	ASAP	17488	Epidemiological Specialist IV	N	SR-22	13	P	1.00	A	\$ 62,136	\$ -	Y	N	0	N/A	2
HTH131*	DJ	07/01/19	ASAP	99572H	Plang & Dev Cord	N	N/A	N/A	T	1.00	P	\$ 88,140	\$ -	Y	N	1	N/A	2
HTH131*	DJ	8/1/2019	ASAP	123058	Epidemiological Specialist III	N	SR-20	13	T	1.00	P	\$ -	\$ -	Y	N	0	N/A	5
HTH430	HQ	12/30/17	TBD	07211	LICENSED PRACTICAL NURSE MENTAL HEALTH (FP)	N	HE 08	10	P	1.00	A	\$ 47,412	\$ 48,576	Y	N	0	N/A	2
HTH430	HQ	5/17/2021	TBD	2147	LICENSED PRACTICAL NURSE MENTAL HEALTH (FP)	N	HE 08	10	P	1.00	A	\$ 47,412	\$ 47,772	Y	N	0	N/A	2
HTH430	HQ	5/3/2021	TBD	10965	LICENSED PRACTICAL NURSE MENTAL HEALTH (FP)	N	HE 08	10	P	1.00	A	\$ 47,412	\$ 45,948	Y	N	0	N/A	2
HTH430	HQ	5/1/2021	TBD	49047	LICENSED PRACTICAL NURSE MENTAL HEALTH (FP)	N	HE 08	10	P	1.00	A	\$ 51,228	\$ 52,152	Y	N	0	N/A	2
HTH430	HQ	08/14/20	TBD	118432	OFFICE ASSISTANT III (Nursing)	N	SR 08	3	P	1.00	A	\$ 32,664	\$ 31,440	Y	N	0	N/A	2
HTH430	HQ	04/30/20	TBD	116554	PSYCHIATRIC TECHNICIAN (FP)	N	HE 06	10	P	1.00	A	\$ 47,412	\$ 46,836	Y	N	0	N/A	2
HTH430	HQ	NEW	TBD	123107	PSYCHIATRIC TECHNICIAN (FP)	N	HE 06	10	P	1.00	A	\$ 22,223	N/A	Y	N	0	N/A	2
HTH430	HQ	NEW	TBD	90319H	OCCUPATIONAL AID (variance to Psy Tech-@HRO)	N	HE 06	10	P	1.00	A	\$ 43,860	N/A	Y	N	0	N/A	3
HTH430	HQ	NEW	TBD	90320H	OCCUPATIONAL AID(variance to Psy Tech-@HRO)	N	HE 06	10	P	1.00	A	\$ 43,860	N/A	Y	N	0	N/A	3
HTH430	HQ	NEW	TBD	90450H	CARPENTER I(variance to Psy Tech-@HRO)	N	BC 09	1	P	1.00	A	\$ 58,674	N/A	Y	N	0	N/A	3
HTH430	HQ	NEW	TBD	90454H	ELECTRICIAN I(variance to Psy Tech-@HRO)	N	BC 10	1	P	1.00	A	\$ 60,900	N/A	Y	N	0	N/A	3
HTH430	HQ	NEW	TBD	90455H	ELECTRICIAN I(variance to Psy Tech-@HRO)	N	BC 10	1	P	1.00	A	\$ 60,900	N/A	Y	N	0	N/A	3
HTH430	HQ	NEW	TBD	90457H	PAINTER I(variance to Psy. Tech-@HRO)	N	BC 09	1	P	1.00	A	\$ 58,674	N/A	Y	N	0	N/A	3
HTH430	HQ	NEW	TBD	90465H	COOK III(variance to Psy Tech-@HRO)	N	WS 08	1	P	1.00	A	\$ 58,638	N/A	Y	N	0	N/A	3
HTH430	HQ	NEW	TBD	90466H	COOK III (variance to Psy Tech-@HRO)	N	WS 08	1	P	1.00	A	\$ 58,638	N/A	Y	N	0	N/A	3
HTH430	HQ	NEW	TBD	90461H	PLUMBER HELPER(variance to Psy Tech-@HRO)	N	BC 05	1	P	1.00	A	\$ 48,678	N/A	Y	N	0	N/A	3
HTH430	HQ	NEW	TBD	90486H	LAUNDRY WORKER I(variance to Psy Tech-@HRO)	N	BC 03	1	P	1.00	A	\$ 45,000	N/A	Y	N	0	N/A	3
HTH430	HQ	NEW	TBD	90484H	LAUNDRY WORKER II(variance to Psy Tech-@HRO)	N	WS 03	1	P	1.00	A	\$ 48,168	N/A	Y	N	0	N/A	3
HTH430	HQ	NEW	TBD	90468H	COOK II (variance to Psy Tech-@HRO)	N	BC 08	1	P	1.00	A	\$ 56,718	N/A	Y	N	0	N/A	3
	HQ	NEW	TBD	123542	SA SPCLT IV	N	SR 22	13	P	1.00	A	\$ 50,228	N/A	Y	N	0	N/A	1
	HQ	NEW	TBD	123732	REGISTERED NURSE III	N	SR 20	9	P	1.00	A	\$ 94,398	N/A	Y	N	0	N/A	1
HTH430	HQ	NEW	TBD	123733	REGISTERED NURSE III	N	SR 20	9	P	1.00	A	\$ 94,398	N/A	Y	N	0	N/A	2
	HQ	NEW	TBD	123736	REGISTERED NURSE III	N	SR 20	9	P	1.00	A	\$ 94,398	N/A	Y	N	0	N/A	1
	HQ	NEW	TBD	123738	REGISTERED NURSE III	N	SR 20	9	P	1.00	A	\$ 94,398	N/A	Y	N	0	N/A	1
HTH430	HQ	NEW	TBD	123740	REGISTERED NURSE III	N	SR 20	9	P	1.00	A	\$ 94,398	N/A	Y	N	0	N/A	2
HTH430	HQ	NEW	TBD	123741	REGISTERED NURSE III	N	SR 20	9	P	1.00	A	\$ 94,398	N/A	Y	N	0	N/A	2
HTH430	HQ	NEW	TBD	123742	REGISTERED NURSE III	N	SR 20	9	P	1.00	A	\$ 94,398	N/A	Y	N	0	N/A	2
HTH430	HQ	NEW	TBD	123743	REGISTERED NURSE III	N	SR 20	9	P	1.00	A	\$ 94,398	N/A	Y	N	0	N/A	2
HTH430	HQ	NEW	TBD	123744	REGISTERED NURSE III	N	SR 20	9	P	1.00	A	\$ 94,398	N/A	Y	N	0	N/A	2
HTH430	HQ	NEW	TBD	123745	REGISTERED NURSE III	N	SR 20	9	P	1.00	A	\$ 94,398	N/A	Y	N	0	N/A	2
HTH430	HQ	NEW	TBD	123746	REGISTERED NURSE III	N	SR 20	9	P	1.00	A	\$ 94,398	N/A	Y	N	0	N/A	2
HTH430	HQ	NEW	TBD	123747	REGISTERED NURSE III	N	SR 20	9	P	1.00	A	\$ 94,398	N/A	Y	N	0	N/A	2
HTH430	HQ	NEW	TBD	123748	REGISTERED NURSE III	N	SR 20	9	P	1.00	A	\$ 94,398	N/A	Y	N	0	N/A	2
HTH430	HQ	NEW	TBD	123749	REGISTERED NURSE III	N	SR 20	9	P	1.00	A	\$ 94,398	N/A	Y	N	0	N/A	2
HTH430	HQ	NEW	TBD	123750	REGISTERED NURSE III	N	SR 20	9	P	1.00	A	\$ 94,398	N/A	Y	N	0	N/A	2
HTH430	HQ	NEW	TBD	123751	REGISTERED NURSE III	N	SR 20	9	P	1.00	A	\$ 94,398	N/A	Y	N	0	N/A	2
HTH430	HQ	NEW	TBD	123752	REGISTERED NURSE III	N	SR 20	9	P	1.00	A	\$ 94,398	N/A	Y	N	0	N/A	2
HTH430	HQ	NEW	TBD	123104	REGISTERED NURSE III (90279H)	N	SR 20	9	T	1.00	A	\$ 96,732	N/A	Y	N	0	N/A	2
HTH430	HQ	NEW	TBD	123105	REGISTERED NURSE III (94240H)	N	SR 20	9	P	0.50	A	\$ 48,366	N/A	Y	N	0	N/A	2

Department of Health
Vacancy Report as of November 30, 2021

Table 11

Prog ID	Sub-Org	Date of Vacancy	Expected Fill Date	Position Number	Position Title	Exempt (Y/N)	SR Level	BU Code	Perm Temp (P/T)	FTE	MOF	Budgeted Amount	Actual Salary Last Paid	Authority to Hire (Y/N)	Occupied by 89 Day Hire (Y/N)	# of 89 Hire Appts	Describe if Filled by other Means	Priority # to Retain
HTH430	HQ	NEW	TBD	123106	REGISTERED NURSE III (90275H)	N	SR 20	9	P	1.00	A	\$ 96,732	N/A	Y	N	0	N/A	2
HTH430	HQ	NEW	TBD	90362H	REGISTERED NURSE V (@HRO)	N	SR 24	29	P	1.00	A	\$ 109,776	N/A	Y	N	0	N/A	3
HTH430	HQ	NEW	TBD	90363H	REGISTERED NURSE V (@HRO)	N	SR 24	29	P	1.00	A	\$ 109,776	N/A	Y	N	0	N/A	3
HTH430	HQ	09/21/18	TBD	45778	REGISTERED NURSE III (redescribed to RN V-@HRO)	N	SR 20	9	P	1.00	A	\$ 115,332	N/A	N	N	0	N/A	3
HTH430	HQ	NEW	TBD	90361H	REGISTERED NURSE VI (@HRO)	N	SR 26	29	P	1.00	A	\$ 118,752	N/A	Y	N	0	N/A	3
HTH430	HQ	NEW	TBD	123067	ADVANCED PRACTICE RN II (V-104675)	N	SR 28	9	T	1.00	A	\$ 134,952	N/A	Y	N	0	N/A	2
HTH430	HQ	NEW	TBD	123070	ADVANCED PRACTICE RN II (V-104348)	N	SR 28	9	T	1.00	A	\$ 134,952	N/A	Y	N	0	N/A	2
HTH430	HQ	NEW	TBD	90303H	CLINICAL PSYCHOLOGIST (@HRO)	N	LHA1	13	P	1.00	A	\$ 65,838	N/A	Y	N	0	N/A	3
HTH430	HQ	NEW	TBD	90304H	CLINICAL PSYCHOLOGIST (@HRO)	N	LHA1	13	P	1.00	A	\$ 65,838	N/A	Y	N	0	N/A	3
HTH430	HQ	NEW	TBD	90305H	CLINICAL PSYCHOLOGIST (@HRO)	N	LHA1	13	P	1.00	A	\$ 65,838	N/A	Y	N	0	N/A	3
HTH430	HQ	NEW	TBD	123089	CLINICAL PSYCHOLOGIST (V-51145)	N	LHA1	13	P	1.00	A	\$ 67,200	N/A	Y	N	0	N/A	2
HTH430	HQ	NEW	TBD	98212H	MEDICAL LABORATORY TECHNICIAN(@HRO)	N	SR-14	3	P	1.00	A	\$ 29,976	N/A	Y	N	0	N/A	3
HTH430	HQ	NEW	TBD	90317H	OCCUPATIONAL AID(@HRO)	N	HE 06	10	P	1.00	A	\$ 43,860	N/A	Y	N	0	N/A	3
HTH430	HQ	NEW	TBD	90318H	OCCUPATIONAL AID (@HRO)	N	HE 06	10	P	1.00	A	\$ 43,860	N/A	Y	N	0	N/A	3
HTH430	HQ	NEW	TBD	90458H	PLUMBER II (variance OCCUPATIONAL THERAPIST ASSISTANT-	N	BC 10	1	P	1.00	A	\$ 64,482	N/A	Y	N	0	N/A	3
HTH430	HQ	NEW	TBD	90315H	OCCUPATIONAL THERAPIST III (@HRO)	N	SR 20	13	P	1.00	A	\$ 49,986	N/A	Y	N	0	N/A	3
HTH430	HQ	NEW	TBD	90316H	OCCUPATIONAL THERAPIST III(@HRO)	N	SR 20	13	P	1.00	A	\$ 49,986	N/A	Y	N	0	N/A	3
HTH430	HQ	04/30/20	TBD	120491	PSYCHIATRIC TECHNICIAN (FP)	N	HE 06	10	P	1.00	A	\$ 47,412	\$ 46,836	Y	N	0	N/A	1
HTH430	HQ	NEW	TBD	123079	PHYSICIAN (90264H)	N	LHC 1	13	P	1.00	A	\$ 70,224	N/A	Y	N	0	N/A	2
HTH430	HQ	NEW	TBD	90302H	PHYSICIAN I (@HRO)	N	LHC1	13	P	1.00	A	\$ 109,056	N/A	Y	N	0	N/A	3
HTH430	HQ	NEW	TBD	123126	PHYSICIAN (V-46308)	N	LHC-1	13	P	1.00	A	\$ 116,220	N/A	Y	N	0	N/A	2
HTH430	HQ	NEW	TBD	90300H	PSYCHIATRIST I (@HRO)	Y	LHC3	13	P	1.00	A	\$ 220,000	N/A	Y	N	0	N/A	3
HTH430	HQ	NEW	TBD	90301H	PSYCHIATRIST I (@HRO)	Y	LHC3	13	P	1.00	A	\$ 220,000	N/A	Y	N	0	N/A	3
HTH430	HQ	05/30/20	TBD	122108	PSYCHIATRIST - HSH PSYCHIATRY CHIEF	Y	LHC3	23	T	1.00	A	\$ 248,280	\$ 290,832	Y	N	0	N/A	2
HTH430	HQ	NEW	TBD	123537	RECREATIONAL THERAPIST III	N	SR 20	13	P	1.00	A	\$ 49,986	N/A	Y	N	0	N/A	2
HTH430	HQ	NEW	TBD	123538	RECREATIONAL THERAPIST III	N	SR 20	13	P	1.00	A	\$ 49,986	N/A	Y	N	0	N/A	2
HTH430	HQ	NEW	TBD	123088	SOCIAL SERVICES ASSISTANT IV	N	SR 11	3	P	0.50	A	\$ 16,638	N/A	Y	N	0	N/A	2
HTH430	HQ	NEW	TBD	123535	SOCIAL WORKER/HSP IV (90306H)	N	SR 22	13	P	1.00	A	\$ 54,078	N/A	Y	N	0	N/A	2
HTH430	HQ	NEW	TBD	123536	SOCIAL WORKER/HSP IV (90307H)	N	SR 22	13	P	1.00	A	\$ 54,078	N/A	Y	N	0	N/A	2
HTH430	HQ	NEW	TBD	123086	SOCIAL WORKER/HSP IV (95236H)	N	SR 22	13	T	1.00	A	\$ 55,200	N/A	Y	N	0	N/A	2
HTH430	HQ	NEW	TBD	123140	SUBSTANCE ABUSE SPECIALIST IV (95233H)	N	SR 22	13	T	1.00	A	\$ 67,000	N/A	Y	N	0	N/A	2
HTH430	HQ	NEW	TBD	123555	PATIENT RIGHTS ADVISOR (90329H)	Y	SRNA	13	P	1.00	A	\$ 74,395	N/A	Y	N	0	N/A	2
HTH430	HQ	NEW	TBD	90365H	REGISTERED NURSE IV (@ HRO)	N	SR 22	9	P	1.00	A	\$ 104,052	N/A	Y	N	0	N/A	3
HTH430	HQ	NEW	TBD	90367H	REGISTERED NURSE IV (@HSH)	N	SR 22	9	P	1.00	A	\$ 104,052	N/A	Y	N	0	N/A	3
HTH430	HQ	NEW	TBD	90368H	REGISTERED NURSE IV (@HSH)	N	SR 22	9	P	1.00	A	\$ 104,052	N/A	Y	N	0	N/A	3
HTH430	HQ	NEW	TBD	90364H	REGISTERED NURSE IV (Redescribed to RN V-@HRO)	N	SR 22	9	P	1.00	A	\$ 104,052	N/A	Y	N	0	N/A	3
HTH430	HQ	NEW	TBD	90369H	REGISTERED NURSE IV (@HRO)	N	SR 22	9	P	1.00	A	\$ 104,052	N/A	Y	N	0	N/A	3
HTH430	HQ	NEW	TBD	90451H	CARPENTER HELPER (@HRO)	N	BC 05	1	P	1.00	A	\$ 48,678	N/A	Y	N	0	N/A	3
HTH430	HQ	NEW	TBD	123600	DIETARY AID (90463H)	N	BC 03	1	P	1.00	A	\$ 45,000	N/A	Y	N	0	N/A	2
HTH430	HQ	NEW	TBD	123599	DIETITIAN III (90462H)	N	SR 20	13	P	1.00	A	\$ 45,000	N/A	Y	N	0	N/A	2
HTH430	HQ	NEW	TBD	123580	ELECTRICIAN I (90453H)	N	BC 10	1	P	1.00	A	\$ 60,900	N/A	Y	N	0	N/A	2
HTH430	HQ	05/22/20	TBD	34698	HUMAN RESOURCES ASSISTANT III	N	SR 09	63	P	1.00	A	\$ 48,348	\$ 47,748	Y	N	0	N/A	2
HTH430	HQ	04/30/20	TBD	45796	JANITOR II	N	BC 02	1	P	1.00	A	\$ 43,164	\$ 42,900	Y	N	0	N/A	2
HTH430	HQ	NEW	TBD	123610	JANITOR II	N	BC 02	1	P	1.00	A	\$ 43,770	N/A	Y	N	0	N/A	2
HTH430	HQ	NEW	TBD	123615	JANITOR II	N	BC 02	1	P	1.00	A	\$ 43,770	N/A	Y	N	0	N/A	2
HTH430	HQ	07/31/20	TBD	45790	JANITOR II	N	BC 02	1	P	1.00	A	\$ 43,164	\$ 43,764	Y	N	0	N/A	2
HTH430	HQ	09/04/20	TBD	45791	JANITOR II	N	BC 02	1	P	1.00	A	\$ 43,164	\$ 43,764	Y	N	0	N/A	2
HTH430	HQ	NEW	TBD	123618	JANITOR II	N	BC 02	1	P	1.00	A	\$ 43,770	N/A	Y	N	0	N/A	2
HTH430	HQ	NEW	TBD	123619	JANITOR II	N	BC 02	1	P	1.00	A	\$ 43,770	N/A	Y	N	0	N/A	2
HTH430	HQ	NEW	TBD	123620	JANITOR II	N	BC 02	1	P	1.00	A	\$ 43,770	N/A	Y	N	0	N/A	2
HTH430	HQ	04/01/20	TBD	45819	JANITOR III	N	WS 02	1	P	1.00	A	\$ 46,152	\$ 45,888	Y	N	0	N/A	2
HTH430	HQ	NEW	TBD	90467H	COOK II (variance to Kitchen Helper-@HRO)	N	BC 08	1	P	1.00	A	\$ 54,804	N/A	Y	N	0	N/A	3
HTH430	HQ	NEW	TBD	90464H	DIETARY AID (variance to Kitchen Helper-@HRO)	N	BC 03	1	P	1.00	A	\$ 45,000	N/A	Y	N	0	N/A	3
HTH430	HQ	NEW	TBD	90485H	LAUNDRY WORKER I (@HRO)	N	BC 03	1	P	1.00	A	\$ 45,000	N/A	Y	N	0	N/A	3
HTH430	HQ	NEW	TBD	90456H	MAINTENANCE MECHANIC I (@HRO)	N	BC 09	1	P	1.00	A	\$ 58,674	N/A	Y	N	0	N/A	3
HTH430	HQ	NEW	TBD	123596	PLUMBER I (90459H)	N	BC 10	1	P	1.00	A	\$ 60,900	N/A	Y	N	0	N/A	2
HTH430	HQ	NEW	TBD	123597	PLUMBER I (90460H)	N	BC 10	1	P	1.00	A	\$ 60,900	N/A	Y	N	0	N/A	2
HTH430	HQ	NEW	TBD	123558	TELEPHONE OPERATOR II (90332H)	N	SR 7	3	P	1.00	A	\$ 30,774	N/A	Y	N	0	N/A	2

Department of Health
Vacancy Report as of November 30, 2021

Table 11

Prog ID	Sub-Org	Date of Vacancy	Expected Fill Date	Position Number	Position Title	Exempt (Y/N)	SR Level	BU Code	Perm Temp (P/T)	FTE	MOF	Budgeted Amount	Actual Salary Last Paid	Authority to Hire (Y/N)	Occupied by 89 Day Hire (Y/N)	# of 89 Hire Appts	Describe if Filled by other Means	Priority # to Retain
HTH430	HQ	NEW	TBD	123559	TELEPHONE OPERATOR II (90333H)	N	SR 7	3	P	1.00	A	\$ 30,774	N/A	Y	N	0	N/A	2
HTH430	HQ	NEW	TBD	123069	CLINICAL PSYCHOLOGIST SUPERVISOR (V-26918)	N	LHA 2	13	P	1.00	A	\$ 64,476	N/A	Y	N	0	N/A	2
HTH430	HQ	NEW	TBD	90330H	MEDICAL RECORDS TECHNICIAN V (Request to redescribe to VII	N	SR 11	3	P	1.00	A	\$ 35,292	N/A	Y	N	0	N/A	3
HTH430	HQ	NEW	TBD	96718H	MEDICAL SECURITY OFFICER (V-117130)	N	0	0	P	1.00	A	\$ 36,780	N/A	N	N	0	N/A	3
HTH430	HQ	NEW	TBD	90314H	MEDICAL TECHNOLOGIST III(variance to Gen. Prof. IV as part of	N	SR 20	13	P	1.00	A	\$ 49,986	N/A	Y	N	0	N/A	3
HTH430	HQ	NEW	TBD	90310H	RECREATIONAL THERAPIST III(variance to Gen.Prof. IV as part of	N	SR 20	13	P	1.00	A	\$ 49,986	N/A	Y	N	0	N/A	3
HTH430	HQ	NEW	TBD	90311H	RECREATIONAL THERAPIST III (vriance to Gen.Prof. IV as part of	N	SR 20	13	P	1.00	A	\$ 49,986	N/A	Y	N	0	N/A	3
HTH430	HQ	NEW	TBD	90366H	REGISTERED NURSE IV(request to variance to APRN II-@B&F)	N	SR 22	9	P	1.00	A	\$ 104,052	N/A	Y	N	0	N/A	3
HTH430	HQ	NEW	TBD	90370H	REGISTERED NURSE IV(request to variance to Gen. Prof. VI as	N	SR 22	9	P	1.00	A	\$ 104,052	N/A	Y	N	0	N/A	3
HTH430	HQ	NEW	TBD	90371H	REGISTERED NURSE IV - @HRO)	N	SR 22	9	P	1.00	A	\$ 104,052	N/A	Y	N	0	N/A	3
HTH430	HQ	NEW	TBD	90372H	REGISTERED NURSE IV (request to variance to APRN II @B&F)	N	SR 22	9	P	1.00	A	\$ 104,052	N/A	Y	N	0	N/A	3
HTH430	HQ	NEW	TBD	90331H	STATISTICS CLERK I (@HRO)	N	SR 10	3	P	1.00	A	\$ 33,930	N/A	Y	N	0	N/A	3
HTH430	HQ	5/6/2021	TBD	2125	LICENSED PRACTICAL NURSE HOSPITAL (FP)	N	HE 06	10	P	1.00	A	\$ 51,228	\$ 51,600	Y	N	0	N/A	2
HTH430	HQ	9/28/2021	TBD	2190	PSYCHIATRIC TECHNICIAN (FP)	N	HE 06	10	P	1.00	A	\$ 40,116	\$ 44,652	Y	N	0	N/A	2
HTH430	HQ	3/1/2021	TBD	2223	PSYCHIATRIC TECHNICIAN (FP)	N	HE 06	10	P	1.00	A	\$ 40,116	\$ 48,288	Y	N	0	N/A	2
HTH430	HQ	6/16/2021	TBD	2232	PSYCHIATRIC TECHNICIAN (FP)	N	HE 06	10	P	1.00	A	\$ 47,412	\$ 43,080	Y	N	0	N/A	2
HTH430	HQ	5/1/2021	TBD	2257	LAUNDRY WORKER II	N	WS 03	1	P	1.00	A	\$ 47,508	\$ 48,744	Y	N	0	N/A	2
HTH430	HQ	4/16/2021	TBD	2293	DIETARY AID	N	BC 03	1	P	1.00	A	\$ 44,376	\$ 45,540	Y	N	0	N/A	2
HTH430	HQ	9/1/2021	TBD	2300	KITCHEN HELPER	N	BC 02	1	P	1.00	A	\$ 44,376	\$ 44,292	Y	N	0	N/A	2
HTH430	HQ	9/18/2021	TBD	6012	OFFICE ASSISTANT IV	N	SR 10	3	P	1.00	A	\$ 34,020	\$ 36,564	Y	N	0	N/A	2
HTH430	HQ	6/16/2021	TBD	7213	PSYCHIATRIC TECHNICIAN (FP)	N	HE 06	10	P	1.00	A	\$ 47,412	\$ 43,080	Y	N	0	N/A	2
HTH430	HQ	6/26/2021	TBD	7245	COOK III	N	WS 08	1	P	1.00	A	\$ 57,816	\$ 59,340	Y	N	0	N/A	2
HTH430	HQ	10/1/2021	TBD	10976	PSYCHIATRIC TECHNICIAN (FP)	N	HE 06	10	P	1.00	A	\$ 47,412	\$ 48,288	Y	N	0	N/A	2
HTH430	HQ	10/1/2021	TBD	11060	LAUNDRY WORKER I	N	WS 03	1	P	1.00	A	\$ 44,376	\$ 45,540	Y	N	0	N/A	2
HTH430	HQ	8/9/2021	TBD	12926	REGISTERED NURSE III,	N	SR 20	9	P	1.00	A	\$ 77,436	\$ 96,732	Y	N	0	N/A	2
HTH430	HQ	9/22/2021	TBD	15779	OFFICE ASSISTANT III	N	SR 08	3	P	1.00	A	\$ 34,020	\$ 35,892	Y	N	0	N/A	2
HTH430	HQ	12/1/2021	TBD	15998	REGISTERED NURSE III,	N	SR 20	9	P	1.00	A	\$ 108,780	\$ 117,144	Y	N	0	N/A	2
HTH430	HQ	5/8/2020	TBD	46078	JANITOR II,	N	BC 02	1	P	1.00	A	\$ 43,164	\$	Y	N	0	N/A	1
HTH430	HQ	5/1/2021	TBD	19596	JANITOR II,	N	BC 02	1	P	1.00	A	\$ 43,164	\$ 44,292	Y	N	0	N/A	2
HTH430	HQ	5/1/2021	TBD	21179	REGISTERED NURSE III,	N	SR 20	9	P	1.00	A	\$ 108,780	\$ 117,144	Y	N	0	N/A	2
HTH430	HQ	NEW	TBD	123066E	PSYCHOSOCIAL REHAB SVC CHIEF	Y	SRNA	23	P	1.00	A	\$ 125,136	N/A	Y	N	0	N/A	2
HTH430	HQ	05/29/21	TBD	28362	SOCIAL WORKER/HSP IV	N	SR 22	13	P	1.00	A	\$ 57,324	\$ 55,200	Y	N	0	N/A	2
HTH430	HQ	4/24/2021	TBD	28769	MEDICAL RECORDS TECHNICIAN V	N	SR 11	3	P	1.00	A	\$ 34,020	\$ 36,564	Y	N	0	N/A	2
HTH430	HQ	5/17/2021	TBD	32975	REGISTERED NURSE III	N	SR 20	9	P	1.00	A	\$ 103,548	\$ 111,504	Y	N	0	N/A	2
HTH430	HQ	12/30/2020	TBD	32978	REGISTERED NURSE IV (V-@HRO)	N	SR 22	9	P	1.00	A	\$ 126,036	\$ 132,420	Y	N	0	N/A	3
HTH430	HQ	6/16/2021	TBD	33001	PSYCHIATRIC TECHNICIAN (FP)	N	HE 06	10	P	1.00	A	\$ 43,248	\$ 44,652	Y	N	0	N/A	2
HTH430	HQ	6/16/2021	TBD	33006	PSYCHIATRIC TECHNICIAN (FP)	N	HE 06	10	P	1.00	A	\$ 47,412	\$ 43,080	Y	N	0	N/A	2
HTH430	HQ	8/1/2021	TBD	33014	PSYCHIATRIC TECHNICIAN (FP)	N	HE 06	10	P	1.00	A	\$ 47,412	\$ 48,288	Y	N	0	N/A	2
HTH430	HQ	7/7/2021	TBD	33063	PSYCHIATRIC TECHNICIAN (FP)	N	HE 06	10	P	1.00	A	\$ 47,412	\$ 48,288	Y	N	0	N/A	2
HTH430	HQ	3/26/2021	TBD	33375	OCCUPATIONAL THERAPIST III,	N	SR 20	13	P	1.00	A	\$ 69,732	\$ 51,024	Y	N	0	N/A	2
HTH430	HQ	4/2/2021	TBD	36088	CLINICAL PSYCHOLOGIST	N	LHA1	13	P	1.00	A	\$ 67,044	\$ 69,888	Y	N	0	N/A	2
HTH430	HQ	8/20/2021	TBD	39783	OCCUPATIONAL THERAPIST III,	N	SR 20	13	P	1.00	A	\$ 48,948	\$ 51,024	Y	N	0	N/A	2
HTH430	HQ	5/29/2021	TBD	41247	OFFICE ASSISTANT III	N	SR 08	3	P	1.00	A	\$ 39,720	\$ 43,620	Y	N	0	N/A	2
HTH430	HQ	3/19/2021	TBD	42914	OCCUPATIONAL THERAPIST III	N	SR 20	13	P	1.00	A	\$ 69,540	\$ 51,024	Y	N	0	N/A	2
HTH430	HQ	9/28/2021	TBD	43890	OFFICE ASSISTANT III	N	SR 08	3	P	1.00	A	\$ 32,664	\$ 34,440	Y	N	0	N/A	2
HTH430	HR	6/16/2021	TBD	44330	OFFICE ASSISTANT III	N	SR 08	3	P	1.00	A	\$ 30,240	\$ 33,120	Y	N	0	N/A	2
HTH430	HQ	10/1/2021	TBD	45746	PSYCHIATRIC TECHNICIAN (FP)	N	HE 06	10	P	1.00	A	\$ 47,412	\$ 48,288	Y	N	0	N/A	2
HTH430	HQ	3/31/2021	TBD	45760	REGISTERED NURSE III	N	SR 20	9	P	1.00	A	\$ 77,436	\$ 81,348	Y	N	0	N/A	2
HTH430	HQ	9/22/2021	TBD	45828	OFFICE ASSISTANT II,	N	SR 06	3	P	1.00	A	\$ 27,912	\$ 47,088	Y	N	0	N/A	2
HTH430	HQ	7/26/2021	TBD	45900	GENERAL LABORER	N	BC 02	1	P	1.00	A	\$ 43,164	\$ 44,292	Y	N	0	N/A	2
HTH430	HQ	NEW	TBD	123068	AUTOMOTIVE MECHANIC II (V-46079)	N	WS-10	1	P	1.00	A	\$ 65,244	N/A	Y	N	0	N/A	2
HTH430	HQ	3/4/2021	TBD	46230	REGISTERED NURSE III	N	SR 20	9	P	1.00	A	\$ 114,276	\$ 120,060	Y	N	0	N/A	2
HTH430	HQ	8/16/2021	TBD	46318	SOCIAL WORKER/HSP IV,	N	SR 22	13	P	1.00	A	\$ 52,956	\$ 57,420	Y	N	0	N/A	2
HTH430	HQ	3/15/2017	TBD	48023	REGISTERED NURSE V (variance to APRN I- @HRO)	N	SR 24	9	P	1.00	A	\$ 127,764	N/A	Y	N	0	N/A	3
HTH430	HQ	6/30/2021	TBD	48991	REGISTERED NURSE III	N	SR 20	9	P	1.00	A	\$ 114,276	\$ 108,792	Y	N	0	N/A	2
HTH430	HQ	6/16/2021	TBD	49041	PSYCHIATRIC TECHNICIAN (FP)	N	HE 06	10	P	1.00	A	\$ 43,248	\$ 44,652	Y	N	0	N/A	2
HTH430	HQ	12/30/2020	TBD	50707	TELEPHONE OPERATOR II	N	SR 07	3	P	1.00	A	\$ 35,340	\$ 35,340	Y	N	0	N/A	2
HTH430	HQ	4/20/2020	TBD	52048	REGISTERED NURSE III,	N	SR 20	9	P	1.00	A	\$ 111,504	\$ 117,144	Y	N	0	N/A	2

Department of Health
Vacancy Report as of November 30, 2021

Table 11

Prog ID	Sub-Org	Date of Vacancy	Expected Fill Date	Position Number	Position Title	Exempt (Y/N)	SR Level	BU Code	Perm Temp (P/T)	FTE	MOF	Budgeted Amount	Actual Salary Last Paid	Authority to Hire (Y/N)	Occupied by 89 Day Hire (Y/N)	# of 89 Hire Appts	Describe if Filled by other Means	Priority # to Retain
HTH430	HQ	10/30/2021	TBD	52063	ELECTRICIAN II,	N	WS 10	1	P	1.00	A	\$ 63,600	\$ 65,244	Y	N	0	N/A	2
HTH430	HQ	11/20/2021	TBD	52104	ACCOUNTANT III,	N	SR 20	13	P	1.00	A	\$ 55,092	\$ 53,064	Y	N	0	N/A	2
HTH430	HQ	9/16/2021	TBD	100885	PSYCHIATRIST-INPATIENT	Y	LHC	13	T	1.00	A	\$ 191,784	\$ 285,720	Y	N	0	N/A	2
HTH430	HQ	6/16/2021	TBD	116507	PSYCHIATRIC TECHNICIAN (FP)	N	HE 06	10	P	1.00	A	\$ 40,116	\$ 43,080	Y	N	0	N/A	2
HTH430	HQ	6/16/2021	TBD	116562	PARA MEDICAL ASSISTANT -MENTAL HEALTH (FP)	N	HE 02	10	T	1.00	A	\$ 43,248	\$ 44,652	Y	N	0	N/A	2
HTH430	HQ	6/27/2021	TBD	116569	PARA MEDICAL ASSISTANT-MENTAL HEALTH (FP)	N	HE 02	10	T	1.00	A	\$ 40,116	\$ 48,288	Y	N	0	N/A	2
HTH430	HQ	3/18/2021	TBD	117139	PARA MEDICAL ASSISTANT-MENTAL HEALTH (FP)	N	HE 02	10	T	1.00	A	\$ 43,248	\$ 20,892	Y	N	0	N/A	2
HTH430	HR	NEW	TBD	123128	PSYCHIATRIC TECHNICIAN (FP) (V-120478)	N	HE 06	10	P	1.00	A	\$ 44,562	N/A	Y	N	0	N/A	2
HTH430	HQ	NEW	TBD	123080	ADVANCED PRACTICE NURSE II (V-98211)	N	SR 28	9	P	1.00	A	\$ 134,952	N/A	Y	N	0	N/A	2
HTH430	HQ	7/1/2021	TBD	103642E	HSH ASSOCIATE ADMINISTRATOR QUALITY MANAGEMENT	Y	SR NA	13	P	1.00	A	\$ 145,236	\$ 151,368	Y	N	0	N/A	2
HTH430	HQ	4/24/2021	TBD	104674E	PSYCHIATRIST-INPATIENT	Y	LHC	13	T	1.00	A	\$ 191,784	\$ 274,140	Y	N	0	N/A	2
HTH430	HQ	6/16/2021	TBD	116553T	PARA MEDICAL ASSISTANT-MENTAL HEALTH (FP)	N	HE 02	10	T	1.00	A	\$ 44,964	\$ 48,288	Y	N	0	N/A	2
HTH430	HQ	7/1/2021	TBD	116567T	PSYCHIATRIC TECHNICIAN (FP)	N	HE 02	10	T	1.00	A	\$ 47,412	\$ 48,288	Y	N	0	N/A	2
HTH430	HQ	6/16/2021	TBD	121066T	PARA MEDICAL ASSISTANT-MENTAL HEALTH (FP)	N	HE 02	10	T	1.00	A	\$ 23,616	\$ 43,080	Y	N	0	N/A	2
HTH430	HQ	5/1/2021	TBD	122109E	PSYCHIATRIST- INPATIENT	Y	LHC	13	T	1.00	A	\$ 223,320	\$ 232,752	Y	N	0	N/A	2
HTH430	HQ	7/1/2021	TBD	122115E	PSYCHIATRIST - INPATIENT	Y	LHC	13	T	1.00	A	\$ 230,016	\$ 239,724	Y	N	0	N/A	2
HTH430	HQ	5/17/2021	TBD	51141T	REGISTERED NURSE III,	N	SR 20	13	T	1.00	A	\$ 103,548	\$ 111,504	Y	N	0	N/A	2
HTH440	HD	11/1/2021	2/1/2022	120129	Office Assistant III	N	SR-08	3	P	1.00	A	\$ 46,632	\$ 45,324	Y	N	0	N/A	2
HTH440	HD	8/1/2019	8/1/2022	119205	Administrative Specialist III	N	SR-20	13	P	-	A	\$ -	\$ 56,280	N	N	2	N/A	4
HTH440	HD	11/15/2021	12/9/2021	112471	Accountant III	N	SR-20	13	P	1.00	A	\$ 48,948	\$ 50,004	N	N	1	N/A	1
HTH440	HD	10/1/2020	2/1/2022	28940	Account Clerk III	N	SR-11	3	P	1.00	A	\$ 46,476	\$ 46,476	Y	N	0	N/A	5
HTH440	HD	1/16/2020	12/9/2021	25851	Planner V	N	SR-24	13	P	1.00	A	\$ 59,616	\$ 63,336	Y	N	2	N/A	1
HTH440	HD	2/11/2021	1/5/2022	42416	Planner V	N	SR-24	13	P	1.00	A	\$ 57,420	\$ 57,420	Y	N	0	N/A	1
HTH440	HD	11/30/2021	2/1/2022	43630	Statistics Clerk I	N	SR-10	3	P	1.00	A	\$ 44,496	\$ 44,496	Y	N	0	N/A	5
HTH440	HD	11/24/2019	2/1/2022	37190	Program Specialist SA IV	N	SR-22	13	P	1.00	A	\$ 55,092	\$ 55,200	Y	N	4	N/A	4
HTH440	HD	7/1/2021	2/1/2022	122291	Program Specialist IV	N	SR-22	13	P	1.00	A	\$ 57,420	\$ 57,420	Y	N	0	N/A	2
HTH440	HU	10/1/2021	2/1/2022	38615	Secretary II	N	SR-14	3	P	1.00	A	\$ 54,432	\$ 54,432	N	N	0	N/A	5
HTH440	HU	12/31/2020	2/1/2022	31668	Program Specialist SA IV	N	SR-22	13	P	1.00	A	\$ 78,420	\$ 81,744	Y	N	0	N/A	2
HTH440	HU	5/3/2021	1/15/2022	122750	Program Specialist IV	N	SR-22	13	T	1.00	P	\$ 55,200	\$ 55,200	Y	N	0	N/A	2
HTH440	HU	7/1/2018	1/15/2022	122752	Program Specialist IV	N	SR-22	13	T	0.50	P	\$ 26,478	\$ 26,478	Y	N	0	N/A	2
HTH440	HT	11/1/2021	2/1/2022	26644	Program Specialist SA IV	N	SR-22	13	P	1.00	A	\$ 67,200	\$ 67,200	Y	N	0	N/A	2
HTH440	HT	11/1/2019	8/1/2022	43883	Program Specialist SA IV	N	SR-22	13	P	1.00	A	\$ -	\$ 80,112	Y	N	0	N/A	4
HTH460	HE	10/11/2021	3/31/2022	25631	HSP V	N	SR-24	13	P	1.00	A	\$ 72,684	\$ 72,684	Y	N	0	N/A	2
HTH460	HE	1/14/2021	1/31/2022	31038	SW IV	N	SR-22	13	P	1.00	A	\$ 55,092	\$ 57,420	Y	N	0	N/A	2
HTH460	HE	12/30/2020	2/15/2022	40348	OA III	N	SR-08	3	P	1.00	A	\$ 38,220	\$ 35,064	Y	N	0	N/A	2
HTH460	HE	2/26/2021	3/31/2022	40505	SW IV	N	SR-22	13	P	1.00	A	\$ 64,476	\$ 67,200	Y	N	0	N/A	2
HTH460	HE	8/8/2019	9/1/2022	110066	HSP IV	N	SR-22	13	P	1.00	A	\$ -	\$ 68,484	N	N	0	N/A	5
HTH460	HE	3/31/2021	3/31/2022	110071	HSP IV	N	SR-22	13	P	1.00	A	\$ 71,596	\$ 75,588	Y	N	0	N/A	2
HTH460	HE	10/9/2020	3/31/2022	117644	Social Worker IV	N	SR-22	13	T	0.50	A	\$ 31,002	\$ 26,478	Y	N	0	N/A	2
HTH460	HF	TBE	3/31/2022	51100	SW/HSP IV	N	SR-22	13	P	1.00	A	\$ 51,792	N/A	Y	N	0	N/A	5
HTH460	HF	6/30/2021	3/31/2022	104215	Psychiatrist-Outpatient	N	LHC3	13	P	1.00	A	\$ 234,984	\$ 224,976	Y	N	0	N/A	2
HTH460	HF	12/5/2019	3/31/2022	110111	INFO TECHNOLOGY SUPPORT TECH	N	SR-15	13	P	1.00	B	\$ 40,848	\$ 41,364	Y	N	0	N/A	2
HTH460	HF	1/22/2009	3/31/2022	110240	IT BAND B	N	SR-22	13	T	1.00	U	\$ 50,772	N/A	Y	N	0	N/A	2
HTH460	HF	11/15/2021	3/31/2022	111042	HUMAN RESOURCES ASSISTANT IV	N	SR-11	3	P	1.00	A	\$ 39,540	\$ 39,540	N	N	0	N/A	5
HTH460	HF	11/29/2019	9/1/2022	117147	Planner V	N	SR-24	13	P	1.00	A	\$ -	\$ 78,420	N	N	0	N/A	5
HTH460	HF	4/21/2010	3/31/2022	117757	HOSPITAL BILLING CLERK I	N	SR-09	3	P	1.00	B	\$ 31,440	\$ 29,869	Y	N	0	N/A	2
HTH460	HF	5/29/2020	1/31/2022	120925	HUMAN RESOURCES SPECIALIST III	N	SR-20	13	P	1.00	A	\$ 52,956	\$ 50,916	Y	Y	1	N/A	2
HTH460	HF	9/10/2021	1/31/2022	121937	PROGRAM SPECIALIST (MH) IV	N	SR-22	13	T	1.00	B	\$ 55,200	\$ 55,200	Y	N	0	N/A	2
HTH460	HF	4/30/2021	2/28/2022	121967	PROGRAM SPECIALIST (MH) IV	N	SR-22	13	T	1.00	B	\$ 75,432	\$ 78,612	Y	N	0	N/A	2
HTH460	HF	5/12/2021	12/1/2021	122066	CLINICAL PSYCHOLOGIST	N	LHA1	13	P	1.00	A	\$ 64,476	\$ 75,264	N	N	0	N/A	1
HTH460	HF	10/22/2018	3/31/2022	122398	PRGM SPCLT (MENTAL HEALTH) IV	N	SR-22	13	P	1.00	B	\$ 56,679	\$ 59,616	Y	N	0	N/A	5
HTH460	HF	3/16/2020	9/1/2022	123200	CONTRACTS SPEICALIST	N	SR-22	13	P	1.00	A	\$ -	\$ 60,636	N	N	0	N/A	5
HTH460	HF	7/30/2021	12/8/2021	123211	CLINICAL PSYCHOLOGIST SUPERVISOR	N	LHA2	13	P	1.00	A	\$ 148,884	\$ 148,884	Y	N	0	N/A	1
HTH460	HF	8/13/2021	3/31/2022	123279	CLINICAL PSYCHOLOGIST	N	LHA1	13	P	1.00	A	\$ 98,820	\$ 98,820	N	N	0	N/A	5
HTH460	HF	6/28/2019	10/31/2022	90018H	PUBLIC HEALTH ADMINISTRATOR	Y	N/A	93	P	1.00	A	\$ -	\$ 325,932	N	N	0	N/A	5
HTH460	HF	2/28/2019	6/30/2022	90241H	DPSA VI (110163E)	Y	N/A	13	P	1.00	B	\$ 51,036	\$ 39,720	N	N	0	N/A	5
HTH460	HF	11/30/2020	6/30/2022	92208H	SERVICE TESTER (111549E)	Y	N/A	13	P	1.00	A	\$ 40,000	\$ 90,576	N	N	0	N/A	3
HTH460	HF	9/25/2018	6/30/2022	94401H	PRACTICE DEVELOPMENT MGR (119485)	Y	N/A	13	P	1.00	B	\$ 44,211	\$ 52,956	N	N	0	N/A	3

Department of Health
Vacancy Report as of November 30, 2021

Table 11

Prog ID	Sub-Org	Date of Vacancy	Expected Fill Date	Position Number	Position Title	Exempt (Y/N)	SR Level	BU Code	Perm Temp (P/T)	FTE	MOF	Budgeted Amount	Actual Salary Last Paid	Authority to Hire (Y/N)	Occupied by 89 Day Hire (Y/N)	# of 89 Hire Appts	Describe if Filled by other Means	Priority # to Retain
HTH460	HF	10/31/2016	6/30/2022	96600H	PRACTICE DVLPMPT SPEC (116933E)	Y	N/A	13	P	1.00	B	\$ 39,336	\$ 45,348	N	N	0	N/A	3
HTH460	HS	4/28/2021	2/15/2022	14420	HSP IV	N	SR-22	13	P	1.00	A	\$ 55,092	\$ 59,748	Y	N	0	N/A	2
HTH460	HS	2/13/2020	9/1/2022	118022	ADMINISTRATIVE SPCLT IV	N	SR-20	13	P	1.00	A	\$ -	\$ 64,622	N	N	0	N/A	5
HTH460	HV	1/14/2021	3/31/2022	25612	HSP IV	N	SR-22	13	P	1.00	A	\$ 72,528	\$ 75,588	Y	N	0	N/A	2
HTH460	HV	7/31/2020	2/15/2022	25614	SECRETARY II	N	SR-14	3	P	1.00	A	\$ 54,432	\$ 54,432	Y	N	0	N/A	2
HTH460	HV	10/29/2021	3/31/2022	51102	ADMINISTRATIVE SPCLT III	N	SR-20	13	P	1.00	A	\$ 64,620	\$ 64,620	Y	N	0	N/A	2
HTH460	HV	6/17/2019	9/1/2022	108740	HSP IV	N	SR-22	13	P	1.00	A	\$ -	\$ 55,092	N	N	0	N/A	5
HTH460	HV	8/28/2020	3/31/2022	110266	SW IV	N	SR-22	13	P	1.00	A	\$ 57,324	\$ 55,092	Y	Y	3	N/A	2
HTH460	HV	5/28/2021	12/16/2021	117737	HSP IV	N	SR-20	13	P	1.00	A	\$ 67,200	\$ 67,200	Y	N	0	N/A	1
HTH460	HV	9/23/2021	3/31/2022	121865	HSP IV	N	SR-22	13	P	1.00	A	\$ 57,420	\$ 57,420	Y	N	0	N/A	2
HTH460	HV	10/11/2019	3/31/2022	122612	SECRETARY II (90352H)	N	SR-14	3	P	1.00	B	\$ 38,220	\$ 38,220	Y	N	0	N/A	5
HTH501	CU	11/1/2018	3/1/2022	41490	Human Services Professional IV	N	SR-22	13	P	1.00	A	\$ -	\$ 67,620	N	N	0	N/A	4
HTH501	CV	8/1/2019	3/1/2022	12477	Social Worker V	N	SR-24	13	P	1.00	A	\$ -	\$ 67,044	N	N	0	N/A	4
HTH501	CV	9/1/2021	3/1/2022	112997	Individual Mentor	Y	SR-04	63	T	1.00	A	\$ 20,000	\$ 10,690	Y	N	0	N/A	2
HTH501	CV	12/6/2018	3/1/2022	112998	Individual Mentor	Y	SR-04	63	T	1.00	A	\$ -	\$ 10,212	N	N	0	N/A	4
HTH501	ED	4/10/2021	3/1/2022	15648	Dental Assistant II	N	SR-08	3	P	1.00	A	\$ 30,240	\$ 33,120	Y	Y	2	N/A	2
HTH501	ED	6/1/2020	12/27/2021	19281	Dentist	N	LHB1	13	P	1.00	A	\$ 93,336	\$ 95,432	Y	N	0	N/A	1
HTH501	ED	10/16/2021	1/4/2022	26198	Dentist	N	LHB1	13	P	1.00	A	\$ 107,592	\$ 107,592	Y	N	0	N/A	1
HTH501	ED	8/20/2021	3/1/2022	27725	Dental Assistant II	N	SR-08	3	P	1.00	A	\$ 33,120	\$ 33,120	Y	N	0	N/A	2
HTH501	JA	2/4/2020	3/1/2022	12470	Social Worker V	N	SR-24	23	P	1.00	A	\$ -	\$ 75,432	N	N	0	N/A	4
HTH501	JA	12/1/2020	3/1/2022	12875	Office Assistant III	N	SR-08	3	P	1.00	A	\$ 32,664	\$ 34,692	Y	N	0	N/A	2
HTH501	JA	10/16/2021	3/1/2022	28954	Human Services Professional IV	N	SR-22	13	P	1.00	A	\$ 64,620	\$ 64,620	N	N	0	N/A	2
HTH501	JA	8/28/2018	3/1/2022	113192	Human Services Professional V	N	SR-24	13	P	1.00	A	\$ -	\$ 68,196	N	N	0	N/A	4
HTH501	JA	11/23/2021	3/1/2022	116337	Human Services Professional IV	N	SR-22	13	P	1.00	A	\$ 69,876	\$ 69,876	Y	N	0	N/A	2
HTH501	JA	9/21/2021	3/1/2022	121020	Registered Nurse III	N	SR-20	9	P	1.00	A	\$ 108,792	\$ 108,792	Y	N	0	N/A	2
HTH501	JA	9/12/2020	3/1/2022	121021	Social Worker IV	N	SR-22	13	P	1.00	A	\$ 57,324	\$ 55,092	Y	N	0	N/A	2
HTH501	JA	1/30/2021	3/1/2022	121022	Office Assistant III	N	SR-08	3	P	1.00	A	\$ 30,240	\$ 33,120	Y	N	0	N/A	2
HTH501	JA	7/1/2021	3/1/2022	121024	Administrative Specialist IV	N	SR-22	13	P	1.00	A	\$ 81,744	\$ 81,744	Y	N	0	N/A	2
HTH501	JN	9/16/2021	3/1/2022	120586	Social Worker IV	N	SR-22	13	P	1.00	B	\$ 57,420	\$ 57,420	Y	N	0	N/A	2
HTH501	JO	4/24/2021	3/1/2022	11741	Social Service Assistant IV	N	SR-11	3	P	1.00	A	\$ 52,296	\$ 36,564	Y	Y	1	N/A	2
HTH501	JO	10/23/2021	12/6/2021	24861	Human Services Professional III	N	SR-20	13	P	1.00	A	\$ 51,024	\$ 51,024	Y	N	0	N/A	1
HTH501	JO	4/16/2019	3/1/2022	31225	Human Services Professional III	N	SR-20	13	P	1.00	A	\$ 64,476	\$ 64,224	Y	N	0	N/A	2
HTH501	JO	11/16/2021	3/1/2022	39282	Social Service Assist IV	N	SR-11	3	P	1.00	A	\$ 50,016	\$ 36,564	N	N	0	N/A	2
HTH501	JO	7/1/2021	3/1/2022	42759	Office Assistant III	N	SR-08	3	P	1.00	A	\$ 44,496	\$ 44,496	N	N	0	N/A	2
HTH501	JO	10/1/2021	3/1/2022	48028	Human Services Professional III	N	SR-20	13	P	1.00	A	\$ 57,420	\$ 57,420	Y	N	0	N/A	2
HTH501	JO	10/8/2019	3/1/2022	110228	Human Services Professional III	N	SR-20	13	P	1.00	A	\$ 55,092	\$ 57,324	Y	N	0	N/A	2
HTH501	JO	7/23/2021	3/1/2022	111766	Human Services Professional III	N	SR-20	13	P	1.00	A	\$ 57,420	\$ 57,420	Y	N	0	N/A	2
HTH501	JO	9/14/2021	3/1/2022	116461	Office Assistant III	N	SR-08	3	P	1.00	A	\$ 39,540	\$ 39,540	N	N	0	N/A	2
HTH501	JO	2/6/2021	3/1/2022	117407	Office Assistant III	N	SR-08	3	P	1.00	A	\$ 43,008	\$ 44,496	N	N	0	N/A	2
HTH501	JQ	7/1/2021	3/1/2022	112990	Human Services Professional III	N	SR-20	13	P	1.00	A	\$ 57,420	\$ 57,420	Y	N	0	N/A	2
HTH501	JQ	6/8/2021	1/4/2022	122894	Human Services Professional IV	N	SR-22	13	P	1.00	A	\$ 59,748	\$ 59,748	Y	N	0	N/A	1
HTH501	JR	8/7/2020	3/1/2022	117840	Social Worker IV	N	SR-22	13	P	1.00	A	\$ 60,611	\$ 52,956	Y	N	0	N/A	2
HTH501	KB	8/17/2021	3/1/2022	35629	Research Statistician IV	N	SR-22	13	P	1.00	A	\$ 57,420	\$ 57,420	N	N	0	N/A	5
HTH501	KB	11/3/2021	3/1/2022	120647	Planner V	N	SR-24	13	P	1.00	A	\$ 62,136	\$ 62,136	Y	N	0	N/A	2
HTH520	AI	1/13/2020		101851	Communication Access Specialist	Y	N/A	13	P	1.00	A	\$ -	\$ 60,780	N	N	N/A	N/A	5
HTH520	AI	10/19/2021	1/3/2022	102158	Planner and ADA Coordinator	Y	N/A	13	P	1.00	A	\$ 68,400	\$ 68,400	Y	N	N/A	N/A	2
HTH560	CG	12/1/2021	1/1/2022	24472	Office Assistant III	N	SR-08	3	P	1.00	A	\$ 33,120	\$ 49,020	Y	N	0	N/A	5
HTH560	CG	9/1/2020	1/1/2022	49088	Human Svcs Prof IV	N	SR-22	13	P	1.00	A	\$ 55,200	\$ 72,528	Y	N	0	N/A	5
HTH560	CG	12/31/2021	1/1/2022	49794	Social Worker V	N	SR-24	23	P	1.00	A	\$ 88,464	\$ 88,464	Y	N	0	N/A	5
HTH560	CG	12/31/2021	1/1/2022	49796	Special Ed Teacher IV	N	SR-22	13	P	1.00	N	\$ 55,200	\$ 78,612	Y	N	0	N/A	5
HTH560	CG	7/11/2020	1/1/2022	50147	Speech Path IV	N	SR-22	13	P	1.00	A	\$ 55,200	\$ 83,184	Y	N	0	N/A	2
HTH560	CG	8/1/2019	1/1/2022	50150	Special Ed Teacher III	N	SR-20	13	P	1.00	A	\$ 51,024	\$ 51,024	Y	N	0	N/A	2
HTH560	CG	1/20/2021	1/1/2022	50206	Social Worker III	N	SR-20	13	P	1.00	A	\$ 51,024	\$ 53,064	Y	N	0	N/A	5
HTH560	CG	6/11/2013	1/1/2022	50741	Speech Path IV	N	SR-22	13	P	1.00	N	\$ 55,020	\$ 55,020	Y	N	0	N/A	5
HTH560	CG	11/6/2015	1/1/2022	54734	Research Statistician II	N	SR-18	13	P	1.00	N	\$ 47,196	\$ 45,576	Y	N	0	N/A	2
HTH560	CG	NEW	1/1/2022	93823	Data Processing Users Support Tech	N	SR-15	3	T	1.00	N	\$ 33,756	N/A	Y	N	0	N/A	5
HTH560	CG	5/30/2020	1/1/2022	110219	Social Worker III	N	SR-20	13	P	1.00	A	\$ 51,024	\$ 61,407	Y	N	0	N/A	5
HTH560	CG	5/12/2020	1/1/2022	110444	Human Svcs Prof IV (NI Hawaii DHO)	N	SR-22	13	P	1.00	A	\$ 55,200	\$ 59,616	Y	N	0	N/A	5

Department of Health
Vacancy Report as of November 30, 2021

Table 11

Prog ID	Sub-Org	Date of Vacancy	Expected Fill Date	Position Number	Position Title	Exempt (Y/N)	SR Level	BU Code	Perm Temp (P/T)	FTE	MOF	Budgeted Amount	Actual Salary Last Paid	Authority to Hire (Y/N)	Occupied by 89 Day Hire (Y/N)	# of 89 Hire Appts	Describe if Filled by other Means	Priority # to Retain
HTH560	CG	2/17/2021	1/1/2022	111084	Office Assistant III	N	SR-08	3	P	1.00	A	\$ 33,120	\$ 33,120	Y	N	0	N/A	5
HTH560	CG	5/2/2020	1/1/2022	112999	Occupational Therapist III	N	SR-20	13	P	1.00	A	\$ 51,024	\$ 82,044	Y	N	0	N/A	2
HTH560	CG	2/9/2021	1/1/2022	113004	Social Worker III	N	SR-20	13	P	1.00	A	\$ 51,024	\$ 53,064	Y	N	0	N/A	2
HTH560	CG	12/7/2016	1/1/2022	119203	Speech Path IV	N	SR-22	13	P	1.00	A	\$ 55,200	\$ 83,184	Y	N	0	N/A	2
HTH560	CG	10/9/2021	1/1/2022	120788	Office Assistant III	N	SR-08	3	T	1.00	N	\$ 33,120	\$ 33,120	Y	N	0	N/A	5
HTH560	CG	NEW	1/1/2022	122755	Special Ed Teacher III	N	SR-20	13	P	1.00	A	\$ 51,024	N/A	Y	N	0	N/A	2
HTH560	CG	6/1/2021	1/1/2022	118429	General Professional IV	N	SR-22	13	P	1.00	N	\$ 55,200	\$ 62,136	Y	N	0	N/A	2
HTH560	CC	8/1/2021	1/1/2022	38232	Registered Nurse IV	N	SR-22	9	P	1.00	G	\$ 106,620	\$ 109,776	Y	N	0	N/A	5
HTH560	CC	NEW	N/A	124101	Office Assistant III	N	SR-08	3	P	1.00	B	N/A	N/A	N	N	0	N/A	5
HTH560	CC	11/16/2021	N/A	117966	Children & Youth Prog Spec V	N	SR-24	13	P	1.00		\$ 62,136	\$ 75,588	N	N	0	N/A	5
HTH560	CC	NEW	1/1/2022	123199	Public Health Supervisor II	N	SR-24	13	P	1.00	N	\$ 119,076	N/A	Y	N	0	N/A	2
HTH560	CC	NEW	Pending	22383 (98836)	Human Services Prof. V	N	SR-22	13	T	1.00	P	\$ 59,616	N/A	Y	N	0	N/A	5
HTH560	CC	NEW	Pending	22384 (98837)	Human Services Prof. IV	N	SR-22	13	T	1.00	P	\$ 52,956	N/A	Y	N	0	N/A	5
HTH560	CC	NEW	Pending	22389 (98839)	Human Services Prof. IV	N	SR-22	13	T	1.00	P	\$ 52,956	N/A	Y	N	0	N/A	5
HTH560	CC	NEW	Pending	22390 (98840)	Human Services Prof IV	N	SR-22	13	T	1.00	P	\$ 52,956	N/A	Y	N	0	N/A	5
HTH560	CC	4/1/2021	1/1/2022	41997	Office Assistant III	N	SR-08	3	T	0.50	A	\$ 33,120	\$ 33,120	Y	N	0	N/A	5
HTH560	GI	6/27/2019	On hold	28935	WIC NUTRITION ASSISTANT	N	HE-06	10	P	1.00	N	\$ 45,576	\$ 45,576	Y	N	0	N/A	5
HTH560	GI	3/31/2021	Recruiting	30351	OFFICE ASSISTANT III	N	SR-08	3	P	1.00	N	\$ 33,120	\$ 30,240	Y	N	0	N/A	2
HTH560	GI	3/9/2021	RTF	34691	PUBLIC HEALTH NUTRITIONIST III	N	SR-18	13	P	1.00	N	\$ 49,080	\$ 51,024	Y	N	0	N/A	2
HTH560	GI	10/15/2021	RTF	35856	PUBLIC HEALTH NUTRITIONIST III	N	SR-20	13	P	1.00	N	\$ 75,252	\$ 72,684	Y	N	0	N/A	2
HTH560	GI	8/31/2021	Recruiting	35924	WIC NUTRITION ASSISTANT	N	HE-06	10	P	1.00	N	\$ 48,288	\$ 48,288	Y	N	0	N/A	2
HTH560	GI	8/30/2021	12/16/2021	37311	PUBLIC HEALTH NUTRITIONIST III	N	SR-20	13	P	1.00	N	\$ 75,588	\$ 75,588	Y	N	0	N/A	1
HTH560	GI	9/15/2021	On hold	37601	OFFICE ASSISTANT III	N	SR-08	3	P	1.00	N	\$ 41,976	\$ 41,976	Y	N	0	N/A	5
HTH560	GI	12/1/2020	On hold	39153	PUBLIC HEALTH NUTRITIONIST IV	N	SR-22	13	P	1.00	N	\$ 81,744	\$ 80,076	Y	N	0	N/A	5
HTH560	GI	7/15/2021	On hold	111567	WIC NUTRITION AID	N	HE-04	10	P	1.00	N	\$ 44,652	\$ 44,652	Y	N	0	N/A	5
HTH560	CW	10/8/2012	N/A	31787	Planner IV	N	SR-22	13	N	0.50	N	\$ 27,984	\$ 27,984	N/A	N	0	N/A	5
HTH560	CT	10/8/2021	N/A	31787	Planner IV	N	SR-22	13	P	0.50	P	\$ 22,788	\$ 22,788	N/A	N	0	N/A	5
HTH560	CW	9/14/2018	N/A	52073	Research Statistician III	N	SR-20	13	P	1.00	N	\$ 57,168	\$ 9,420	N/A	N	0	N/A	5
HTH560	CW	6/23/2017	2/1/2022	23189	Office Assistant III	N	SR-08	3	T	1.00	N	\$ 27,132	\$ 21,804	N	N	0	N/A	3
HTH560	CF	8/16/2019	2/1/2022	121846	Office Assistant III	N	SR-08	3	T	1.00	N	\$ 30,240	\$ 30,240	N	N	0	N/A	2
HTH560	CF	9/17/2019	2/1/2022	119275	Office Assistant III	N	SR-08	3	T	1.00	N	\$ 30,240	\$ 16,560	N	N	0	N/A	2
HTH560	CW	8/28/2015	N/A	14880	Registered Nurse V	N	SR-24	9	P	1.00	N	\$ 109,776	\$ 109,776	N/A	N	0	N/A	5
HTH560	CW	12/1/2020	1/1/2022	119306	Program Specialist V	N	SR-24	13	P	1.00	A	\$ 81,972	\$ 85,032	Y	Y	1	N/A	2
HTH560	CK	7/5/2021	1/1/2022	15231	Administrative Specialist IV	N	SR-22	13	P	1.00	N	\$ 52,956	\$ 55,200	Y	N	0	N/A	2
HTH560	CK	8/2/2021	1/1/2022	17309	Administrative Specialist III	N	SR-20	13	P	1.00	N	\$ 51,024	\$ 51,024	Y	N	0	TA	2
HTH560	CK	8/2/2021	1/1/2022	24240	Accountant III	N	SR-20	13	P	1.00	N	\$ 62,136	\$ 63,288	Y	N	0	N/A	2
HTH560	CW	11/18/2021	2/1/2021	116875	Program Specialist VI	N	SR-26	13	P	1.00	N	\$ 95,652	\$ 95,652	Y	N	0	N/A	2
HTH560	KC	10/11/2021	1/30/2022	50177	Program Specialist IV	N	SR-22	13	P	1.00	N	\$ 75,588	\$ 75,588	Y	N	N/A	N/A	2
HTH560	KC	11/18/2021	1/30/2022	2983	Secretary IV	N	SR-18	63	P	1.00	A	\$ 48,084	\$ 48,084	Y	N	N/A	N/A	2
HTH560	KC	7/31/2019	3/30/2022	120339	Epidemiologist II	Y	N/A	13	P	1.00	P	\$ 75,658	\$ 78,420	Y	N	N/A	N/A	2
HTH560	KC	7/22/2019	N/A	118372	Office Assistant IV	N	SR-10	13	P	1.00	P	\$ 50,304	\$ 49,680	N	N	N/A	N/A	5
HTH560	KC	7/31/2019	N/A	110530	Physician	N	LH-CI	13	P	0.50	N	\$ 55,752	\$ 55,752	N	N	N/A	N/A	5
HTH590	KK	11/18/2020	3/31/2022	21987	Program Specialist IV	N	SR-22	13	P	1.00	A	\$ 55,092	\$ 57,420	Y	Y	2	N/A	2
HTH590	GP	11/10/2021	7/1/2022	30536	Para Medical Assistant III	N	HE06	10	P	1.00	A	\$ 48,288	\$ 48,288	Y	N	0	N/A	2
HTH590	KK	9/11/2021	3/31/2022	50196	Research Statistician IV	N	SR-22	13	P	1.00	P	\$ 55,200	\$ 55,200	Y	N	0	N/A	2
HTH590	GR	4/1/2018	7/1/2022	50691	Public Health Educator IV	N	SR-22	13	P	1.00	U	\$ 55,200	\$ 52,956	Y	N	0	N/A	4
HTH590	GR	10/1/2020	7/1/2022	50692	Public Health Educator IV	N	SR-22	13	P	1.00	P	\$ 69,732	\$ 72,684	Y	N	0	N/A	2
HTH590	KK	4/16/2021	3/31/2022	51118	Research Statistician IV	N	SR-22	13	P	1.00	P	\$ 55,092	\$ 55,200	Y	N	0	N/A	2
HTH590	GP	8/5/2021	3/31/2022	52026	Program Specialist V	N	SR-24	13	P	1.00	P	\$ 62,136	\$ 62,136	Y	N	0	N/A	2
HTH590	GP	8/31/2021	3/31/2022	113221	Office Assistant III	N	SR-08	3	T	1.00	P	\$ 33,120	\$ 33,120	Y	N	0	N/A	2
HTH590	GP	2/5/2020	12/28/2021	118014	Registered Nurse IV	N	SR-22	9	T	0.50	P	\$ 50,742	\$ 50,742	Y	N	0	N/A	1
HTH590	KK	5/17/2021	3/31/2022	121322	Office Assistant III	N	SR-08	3	T	1.00	A	\$ 30,240	\$ 33,120	Y	N	0	N/A	2
HTH590	KK	12/2/2015	7/1/2022	121378	Planner V	N	SR-24	13	T	1.00	A	\$ 67,188	\$ -	Y	N	0	N/A	2
HTH590	GP	8/23/2019	7/1/2022	121431	Program Specialist IV	N	SR-22	13	T	1.00	P	\$ 52,956	\$ 52,956	Y	N	0	N/A	2
HTH590	GP	9/3/2020	7/1/2022	121467	Program Specialist IV	N	SR-22	13	T	1.00	P	\$ 52,956	\$ 52,956	Y	N	0	N/A	2
HTH590	GP	12/18/2018	7/1/2022	121469	Program Specialist IV	N	SR-22	13	T	1.00	P	\$ 64,476	\$ 64,476	Y	N	0	N/A	2
HTH590	GP	7/22/2015	7/1/2022	121564	Research Statistician IV	N	SR-22	13	T	1.00	P	\$ 52,956	\$ 52,956	Y	N	0	N/A	2
HTH590	GP	9/6/2019	3/31/2022	121572	Program Specialist V	N	SR-24	13	T	1.00	P	\$ 59,616	\$ 59,616	Y	N	0	N/A	2

Department of Health
Vacancy Report as of November 30, 2021

Table 11

Prog ID	Sub-Org	Date of Vacancy	Expected Fill Date	Position Number	Position Title	Exempt (Y/N)	SR Level	BU Code	Perm Temp (P/T)	FTE	MOF	Budgeted Amount	Actual Salary Last Paid	Authority to Hire (Y/N)	Occupied by 89 Day Hire (Y/N)	# of 89 Hire Appts	Describe if Filled by other Means	Priority # to Retain
HTH590	GR	11/2/2021	3/31/2022	121727	Program Specialist IV	N	SR-22	13	T	1.00	A	\$ 57,420	\$ 57,420	Y	N	0	N/A	2
HTH590	KK	11/19/2021	3/31/2022	124054	PREP OHE Chief	Y	N/A	13	T	1.00	P	\$ -	\$ -	Y	N	0	N/A	2
HTH590	KK	11/1/2021	3/31/2022	124055	PREP OHE Project Specialist	Y	N/A	13	T	1.00	P	\$ -	\$ -	Y	N	0	N/A	2
HTH590	KK	10/8/2021	3/31/2022	124056	PREP OHE Accountant	Y	N/A	13	T	1.00	P	\$ -	\$ -	Y	N	0	N/A	2
HTH590	KK	9/28/2021	3/31/2022	124057	PREP OHE Program Specialist	Y	N/A	13	T	1.00	P	\$ -	\$ -	Y	N	0	N/A	2
HTH590	KK	10/8/2021	3/31/2022	124058	PREP OHE Program Specialist	Y	N/A	13	T	1.00	P	\$ -	\$ -	Y	N	0	N/A	2
HTH590	KK	11/10/2021	3/31/2022	124060	PREP OHE Epidemiologist Supervisor	Y	N/A	13	T	1.00	P	\$ -	\$ -	Y	N	0	N/A	2
HTH590	KK	11/10/2021	3/31/2022	124061	PREP OHE Epidemiologist	Y	N/A	13	T	1.00	P	\$ -	\$ -	Y	N	0	N/A	2
HTH590	KK	11/10/2021	3/31/2022	124062	PREP OHE Epidemiologist	Y	N/A	13	T	1.00	P	\$ -	\$ -	Y	N	0	N/A	2
HTH595	KM	N/A	TBD	121813	Administrative Specialist IV	N	SR-22	13	T	1.00	A	\$ 57,168	N/A	Y	N	0	N/A	2
HTH595	KM	N/A	TBD	123084	Epidemiologist II	N	SR-NA	13	P	1.00	A	\$ 72,528	N/A	Y	N	0	N/A	2
HTH595	KM	N/A	TBD	90500H	Program Manager_MC	N	EM-05	13	P	1.00	A	\$ 102,000	N/A	Y	N	0	N/A	2
HTH595	KM	N/A	TBD	90502H	Info Tech Broadband B_MC	N	SR-22	13	P	1.00	A	\$ 52,956	N/A	Y	N	0	N/A	2
HTH595	KM	3/13/2020	TBD	122480	Office Assistant IV (98603H)_MC	N	SR-10	3	T	1.00	A	\$ 34,360	\$ 32,664	Y	N	0	N/A	5
HTH595	KM	5/15/2020	TBD	122484	Program Specialist IV	N	SR-22	13	P	1.00	A	\$ 49,332	\$ 50,004	Y	N	0	N/A	5
HTH595	KM	N/A	TBD	92501H	Public Health Educator	N	SR-22	13	P	1.00	A	\$ 62,136	N/A	Y	N	0	N/A	3
HTH595	KM	N/A	TBD	92503H	Investigator V	N	SR-24	13	P	1.00	A	\$ 62,136	N/A	Y	N	0	N/A	3
HTH595	KM	N/A	TBD	92502H	Program Specialist IV	N	SR-22	13	P	1.00	A	\$ 55,200	N/A	Y	N	0	N/A	3
HTH595	KM	11/24/2021	TBD	122273	Office Assistant III	N	SR-08	3	P	1.00	A	\$ 33,120	\$ 33,120	Y	N	0	N/A	5
HTH610	FL	12/31/2020	ASAP	042268	Environmental Hlth Prgm Admr	N	EM-08	35	P	1.00	A	\$ 117,417	\$ 124,812	Y	N	0	N/A	2
HTH610	FL	7/1/2020	ASAP	121998	Public Hlth RLWD Outreach Coord	Y	N/A	13	T	1.00	A	\$ -	\$ 68,700	Y	N	0	N/A	5
HTH610	FN	8/13/2021	ASAP	003808	Vector Control Inspector II	N	SR-13	03	P	1.00	A	\$ 48,084	\$ 48,084	Y	N	0	N/A	2
HTH610	FN	3/4/2020	ASAP	014827	Vector Control Inspector II	N	SR-13	03	P	1.00	A	\$ -	\$ 36,732	Y	N	0	N/A	5
HTH610	FN	11/16/2021	ASAP	015216	Vector Control Inspector II	N	SR-13	03	P	1.00	A	\$ 39,540	\$ 39,540	Y	N	0	N/A	2
HTH610	FN	9/14/2018	ASAP	022648	Vector Control Worker II	N	BC-05	01	P	1.00	U	\$ 44,688	\$ 44,688	Y	N	0	N/A	2
HTH610	FN	3/16/2018	ASAP	122139	Entomologist IV	N	SR-22	13	P	1.00	A	\$ -	\$ 48,233	Y	N	0	N/A	5
HTH610	FN	5/29/2021	ASAP	122142	Vector Control Worker II	N	BC-05	01	P	1.00	A	\$ 49,260	\$ 49,260	Y	N	0	N/A	2
HTH610	FN	6/21/2021	ASAP	122154	Vector Control Inspector II	N	SR-13	03	P	1.00	A	\$ 58,488	\$ 58,488	Y	N	0	N/A	2
HTH610	FN	8/19/2021	ASAP	122171	Entomologist IV	N	SR-22	13	P	1.00	A	\$ 55,200	\$ 55,200	Y	N	0	N/A	2
HTH610	FN	9/1/2021	ASAP	122657	Vector Control Worker II	N	BC-05	01	P	1.00	A	\$ 49,260	\$ 49,260	Y	N	0	N/A	2
HTH610	FN	9/16/2021	ASAP	122987	Secretary II	N	SR-14	03	P	1.00	A	\$ 34,260	\$ 38,940	Y	N	0	N/A	2
HTH610	FN	4/2/2020	ASAP	123241	Vector Control Inspector III	N	SR-15	03	P	1.00	A	\$ -	NA	Y	N	0	N/A	5
HTH610	FP	2/1/2019	ASAP	004648	Food Safety Specialist III	N	SR-20	13	P	1.00	A	\$ -	\$ 62,004	Y	N	0	N/A	5
HTH610	FP	8/1/2019	ASAP	011312	Food Safety Specialist V	N	SR-24	23	P	1.00	A	\$ -	\$ 88,248	Y	N	0	N/A	5
HTH610	FP	9/14/2018	ASAP	036220	Secretary II	N	SR-14	03	P	1.00	A	\$ -	NA	Y	N	0	Temp Assignment	2
HTH610	FP	2/16/2021	ASAP	042246	Food Safety Specialist III	N	SR-20	13	P	1.00	A	\$ 62,004	\$ 64,620	Y	N	0	N/A	2
HTH610	FP	11/1/2020	ASAP	042247	Food Safety Specialist III	N	SR-20	13	P	1.00	A	\$ 73,675	\$ 75,588	Y	N	0	N/A	2
HTH610	FP	6/1/2020	ASAP	042251	Food Safety Specialist IV	N	SR-22	13	P	1.00	A	\$ 52,956	\$ 72,528	Y	N	0	N/A	2
HTH610	FP	8/17/2021	ASAP	042253	Food Safety Specialist IV	N	SR-22	13	P	1.00	A	\$ 51,024	\$ 51,024	Y	N	0	N/A	2
HTH610	FP	12/31/2018	ASAP	043595	Food Safety Specialist IV	N	SR-22	13	P	1.00	A	\$ -	\$ 78,420	Y	N	0	N/A	2
HTH610	FQ	11/1/2021	ASAP	003102	Food Safety Specialist IV	N	SR-22	13	P	1.00	A	\$ 43,620	\$ 43,620	Y	N	0	N/A	2
HTH610	FQ	11/22/2021	ASAP	003196	Food Safety Specialist IV	N	SR-22	13	P	1.00	A	\$ 62,136	\$ 62,136	Y	N	0	N/A	2
HTH610	FQ	5/18/2018	ASAP	003198	Food Safety Specialist IV	N	SR-22	13	P	1.00	A	\$ -	\$ 48,233	Y	N	0	N/A	5
HTH610	FQ	7/16/2021	ASAP	042227	Office Assistant III	N	SR-08	03	P	1.00	A	\$ 37,320	\$ 37,320	Y	N	0	N/A	2
HTH610	FQ	7/1/2021	ASAP	121301	Food Safety Specialist III	N	SR-20	13	P	1.00	B	\$ 53,064	\$ 53,064	Y	N	0	N/A	2
HTH610	FR	11/1/2020	ASAP	024517	Environmental Health Spclt III	N	SR-20	13	P	1.00	A	\$ 57,420	\$ 55,200	Y	N	0	N/A	2
HTH610	FR	12/31/2020	ASAP	026067	Environmental Health Spclt V	N	SR-24	13	P	1.00	A	\$ 91,968	\$ 91,968	Y	N	0	Temp Assignment	2
HTH610	FR	10/20/2021	ASAP	042315	Environmental Health Spclt V	N	SR-24	13	P	1.00	P	\$ 91,968	\$ 91,968	Y	N	0	Temp Assignment	2
HTH 710	MJ	11/19/19	ASAP	3722	Office Assistant III	No	SR-08	BU-03	P	1.00	A	\$ -	\$ 32,664	N	N	0	N/A	5
HTH 710	MH	12/31/20	ASAP	30108	Air Qual Electronics Tech I	No	BC-12	BU-01	P	1.00	A	\$ 65,532	\$ 65,532	Y	N	0	N/A	2
HTH 710	MK	08/24/20	ASAP	31771	Laboratory Assistant III	No	SR-10	BU-03	P	1.00	A	\$ -	\$ 32,664	N	N	0	N/A	5
HTH 710	MH	05/09/19	ASAP	34165	Air Qual Electronics Tech I	No	BC-12	BU-01	P	1.00	A	\$ -	\$ 65,532	N	N	0	N/A	5
HTH 710	MK	12/31/20	ASAP	35908	Air Quality Electronics Tech II	No	WS-12	BU-01	P	1.00	A	\$ 69,408	\$ 65,532	Y	N	0	N/A	2
HTH 710	MG	11/30/20	ASAP	39612	Chemist III	No	SR-20	BU-13	P	1.00	A	\$ 67,200	\$ 67,200	Y	N	0	N/A	2
HTH 710	MJ	04/01/21	ASAP	40743	Medical Laboratory Technician	No	SR-14	BU-03	P	1.00	A	\$ 56,316	\$ 56,316	Y	N	0	N/A	2

Department of Health
Vacancy Report as of November 30, 2021

Table 11

Prog ID	Sub-Org	Date of Vacancy	Expected Fill Date	Position Number	Position Title	Exempt (Y/N)	SR Level	BU Code	Perm Temp (P/T)	FTE	MOF	Budgeted Amount	Actual Salary Last Paid	Authority to Hire (Y/N)	Occupied by 89 Day Hire (Y/N)	# of 89 Hire Appts	Describe if Filled by other Means	Priority # to Retain
HTH 710	MI	02/18/20	ASAP	41769	Microbiologist III	No	SR-20	BU-13	P	1.00	A	\$ -	\$ 72,528	Y	N	0	N/A	2
HTH 710	MG	07/22/20	ASAP	42801	Chemist IV	No	SR-22	BU-13	P	1.00	A	\$ 55,092	\$ 55,092	Y	N	0	N/A	5
HTH 710	MK	07/15/20	ASAP	118252	Microbiologist IV	No	SR-22	BU-13	P	1.00	P	\$ 64,476	\$ 64,476	Y	N	0	N/A	2
HTH 710	MJ	06/22/21	ASAP	118749	Microbiologist IV	No	SR-24	BU-13	P	1.00	A	\$ 64,620	\$ 64,620	Y	N	0	N/A	2
HTH 710	MK	12/11/19	ASAP	121595	Chemist IV	No	SR-22	BU-13	P	1.00	P	\$ 75,432	\$ 75,432	Y	N	0	N/A	2
HTH 710	MK	03/06/20	ASAP	121668	Microbiologist III	No	SR-20	BU-13	P	1.00	P	\$ 48,948	\$ 48,948	Y	N	0	N/A	2
HTH 710	MH	09/30/21	ASAP	41565	Air Quality Electronics Tech I	No	BC-12	BU-13	P	1.00	A	\$ 66,324	\$ 66,324	Y	N	0	N/A	2
HTH720	MP	2/9/2019	7/1/2022	119200	Information Technology Band B	N	22	13	P	0.50	A	\$ -	\$ 29,808	Y	N	N/A	N/A	5
HTH720	MP	2/9/2019	7/1/2022	119200	Information Technology Band B	N	22	13	P	0.50	P	\$ 31,002	\$ 29,808	Y	N	N/A	N/A	5
HTH720	MP	12/31/2018	7/1/2022	27458	Occupational Therapist IV	N	22	13	P	1.00	A	\$ -	\$ 69,732	Y	N	N/A	N/A	5
HTH720	MP	4/30/2019	7/1/2022	122943	Registered Nurse V	N	24	9	P	1.00	A	\$ -	\$ -	Y	N	N/A	N/A	5
HTH720	MP	11/1/2019	7/1/2022	48031	Registered Nurse V	N	24	9	P	-	A	\$ -	\$ 25,949	Y	N	N/A	N/A	5
HTH720	MP	11/1/2019	7/1/2022	48031	Registered Nurse V	N	24	9	P	0.80	P	\$ 103,795	\$ 103,795	Y	N	N/A	N/A	5
HTH720	MP	2/3/2020	7/1/2022	15095	Office Assistant III	N	8	3	P	-	A	\$ -	\$ 12,096	Y	N	N/A	N/A	5
HTH720	MP	2/3/2020	7/1/2022	15095	Office Assistant III	N	8	3	P	0.60	P	\$ 18,144	\$ 18,144	Y	N	N/A	N/A	5
HTH720	MP	7/1/2021	4/1/2022	120459	Registered Nurse VI	N	26	9	P	0.20	A	\$ 29,489	\$ 28,769	Y	N	N/A	N/A	3
HTH720	MP	7/1/2021	4/1/2022	120459	Registered Nurse VI	N	26	9	P	0.80	P	\$ 117,955	\$ 115,075	Y	N	N/A	N/A	3
HTH720	MP	6/1/2021	2/1/2022	36099	Office Assistant III	N	8	3	P	0.40	A	\$ 17,798	\$ 17,798	Y	N	N/A	N/A	2
HTH720	MP	6/1/2021	2/1/2022	36099	Office Assistant III	N	8	3	P	0.60	P	\$ 26,698	\$ 26,698	Y	N	N/A	N/A	2
HTH720	MP	7/1/2021	4/1/2022	122237	Office Assistant III	N	8	3	P	0.40	A	\$ 13,248	\$ 13,248	Y	N	N/A	N/A	3
HTH720	MP	7/1/2021	4/1/2022	122237	Office Assistant III	N	8	3	P	0.60	P	\$ 19,872	\$ 19,872	Y	N	N/A	N/A	3
HTH720	MP	12/31/2020	2/1/2022	37274	Office Assistant III	N	8	3	P	1.00	A	\$ 39,720	\$ 39,720	Y	Y	2	N/A	2
HTH720	MP	9/3/2021	4/1/2022	42637	Registered Nurse V	N	24	9	P	0.15	A	\$ 19,462	\$ 20,957	Y	N	N/A	N/A	3
HTH720	MP	9/3/2021	4/1/2022	42637	Registered Nurse V	N	24	9	P	0.85	P	\$ 110,282	\$ 118,759	Y	N	N/A	N/A	3
HTH720	MP	11/29/2021	1/2/2022	118057	Registered Nurse V	N	24	9	P	0.15	A	\$ 16,417	\$ 16,417	Y	N	N/A	N/A	2
HTH720	MP	11/29/2021	1/2/2022	118057	Registered Nurse V	N	24	9	P	0.85	P	\$ 98,915	\$ 98,915	Y	N	N/A	N/A	2
HTH730	MT	07/01/19	2/16/2022	41807	Public Health Educator V	N	SR-24	13	P	1.00	A	\$ 62,136	\$ 72,528	Y	N	N/A	N/A	2
HTH730	MT	03/04/20	1/10/2022	121173	Public Health Educator IV	N	SR-22	13	P	1.00	A	\$ 55,200	\$ 60,900	Y	N	N/A	N/A	1
HTH730	MT	10/21/20	N/A	117781	Public Health Educator IV	N	SR-22	13	T	1.00	P	\$ 55,200	\$ 55,200	Y	N	N/A	N/A	N/A
HTH730	MT	11/26/20	2/16/2022	120995	Trauma System Office Assistant	Y	N/A	3	T	1.00	B	\$ -	\$ 32,664	Y	N	N/A	N/A	2
HTH730	MQ	12/16/20	2/16/2022	24843	Office Assistant III	N	SR-08	3	P	1.00	A	\$ 32,016	\$ 33,120	Y	N	N/A	N/A	2
HTH760	MS	1/1/2021	N/A	002989	Research & Statistics Officer	N	EM-05		P	1.00	A	\$ 124,416	\$ 131,196	N	N	0	N/A	2
HTH760	MS	11/17/2020	N/A	002993	Clerical Supervisor III	N	SR-08	03	P	1.00	A	\$ 37,752	\$ 38,220	N	N	0	N/A	2
HTH760	MS	2/26/2020	N/A	006744	Research Statistician IV	N	SR-22	13	P	1.00	A	\$ 55,200	\$ 58,560	N	N	0	N/A	2
HTH760	MS	3/1/2020	N/A	012468	Research Statistician IV	N	SR-22	13	P	1.00	A	\$ 78,400	\$ 80,112	N	N	0	N/A	2
HTH760	MS	3/23/2021	N/A	019353	Office Assistant III	N	SR-08	03	P	1.00	A	\$ 30,240	\$ 33,120	N	Y	1	N/A	2
HTH760	MS	12/16/2019	7/1/2022	026345	Office Assistant III	N	SR-08	03	P	1.00	A	\$ 30,240	\$ 33,120	N	N	0	N/A	2
HTH760	MS	12/25/2018	N/A	118413	Planner IV	N	SR-22	13	T	1.00	B	\$ 75,432	\$ 62,424	N	N	0	N/A	2
HTH760	MS	11/13/2019	7/1/2022	121429	Administrative Specialist IV	N	SR-22	03	P	1.00	A	\$ 56,952	\$ 56,952	N	N	0	N/A	2
HTH760	MS	3/8/20201	2/1/2022	123132	HI VDRS Coordinator	Y	N/A	13	P	1.00	N	\$ 52,956	\$ 34,036	Y	N	0	N/A	2
HTH760	MS	9/30/2021	3/1/2022	030559	Office Assistant III	N	SR-08	03	P	1.00	N	\$ 30,240	\$ 33,120	N	N	0	N/A	2
HTH840	FE	3/1/2018	ASAP	110356	Information Technology Band B	N	SR-22	13	P	0.75	N	\$ 38,484	\$ 65,568	Y	N	0	N/A	5
HTH840	FE	10/16/2017	ASAP	118604	Environmental Health Spclt IV	N	SR-22	13	P	0.60	N	\$ 31,774	\$ 76,692	Y	N	0	N/A	5
HTH840	FF	5/9/2020	ASAP	042317	Environmental Health Spclt IV	N	SR-22	13	P	1.00	B	\$ 78,420	\$ 78,420	Y	Y	4	N/A	2
HTH840	FF	10/1/2019	1/3/2022	042318	Environmental Health Spclt IV	N	SR-22	13	P	1.00	A	\$ 55,200	\$ 78,420	Y	N	0	N/A	1
HTH840	FF	6/5/2021	1/3/2022	050721	Engineer IV	N	SR-24	13	P	1.00	B	\$ 76,212	\$ 62,136	Y	N	0	N/A	1
HTH840	FF	9/18/2019	ASAP	050729	Environmental Health Spclt IV	N	SR-20	13	P	1.00	B	\$ 55,200	\$ 51,792	Y	N	0	N/A	2
HTH840	FF	3/1/2021	ASAP	051086	Information Technology Band B	N	SR-22	13	P	1.00	B	\$ 81,744	\$ 81,744	Y	N	0	N/A	2
HTH840	FF	5/28/2020	ASAP	106921	Environmental Ombudsman	N	SR-NA	13	P	1.00	B	\$ 74,064	\$ 72,504	Y	N	0	Temp Assignment	2
HTH840	FF	12/1/2017	ASAP	110199	Environmental Health Spclt IV	N	SR-22	13	P	1.00	B	\$ -	\$ 76,692	Y	N	0	N/A	2
HTH840	FF	6/27/2020	ASAP	121716	Environmental Health Spclt IV	N	SR-22	13	P	1.00	B	\$ 46,260	NA	Y	Y	1	N/A	2
HTH840	FF	9/10/2019	ASAP	122040	Accountant III	N	SR-20	13	P	1.00	B	\$ -	\$ 50,916	Y	N	1	N/A	2
HTH840	FF	7/3/2017	ASAP	122386	Environmental Health Spclt IV	N	SR-22	13	P	1.00	B	\$ -	NA	Y	N	0	N/A	2
HTH840	FF	6/27/2019	ASAP	122806	Program Specialist IV	N	SR-22	13	T	1.00	B	\$ 45,576	NA	Y	N	1	N/A	2
HTH840	FF	2/26/2020	ASAP	122820	Engineer V	N	SR-26	13	P	1.00	B	\$ 77,052	\$ 75,432	Y	N	0	N/A	2
HTH840	FF	6/24/2019	ASAP	122828	Engineer V	N	SR-26	13	T	1.00	B	\$ 55,500	NA	Y	N	0	N/A	2
HTH840	FG	4/1/2021	4/1/2022	019647	Environmental Health Spclt IV	N	SR-22	13	P	1.00	N	\$ 75,588	\$ 75,588	Y	N	0	N/A	1

Department of Health
Vacancy Report as of November 30, 2021

Table 11

Prog ID	Sub-Org	Date of Vacancy	Expected Fill Date	Position Number	Position Title	Exempt (Y/N)	SR Level	BU Code	Perm Temp (P/T)	FTE	MOF	Budgeted Amount	Actual Salary Last Paid	Authority to Hire (Y/N)	Occupied by 89 Day Hire (Y/N)	# of 89 Hire Appts	Describe if Filled by other Means	Priority # to Retain
HTH840	FG	4/1/2021	ASAP	044613	Environmental Health Spclt IV	N	SR-22	13	P	1.00	A	\$ 78,612	\$ 78,612	Y	N	0	N/A	2
HTH840	FG	7/1/2015	ASAP	054732	Environmental Health Spclt IV	N	SR-22	13	P	1.00	N/P	\$ 52,956	\$ 42,132	Y	N	0	N/A	2
HTH840	FG	3/1/2019	ASAP	112841	Environmental Health Spclt IV	N	SR-22	13	P	1.00	A	\$ 55,200	\$ 52,956	Y	N	0	N/A	2
HTH840	FH	12/4/2018	ASAP	032656	Engineer IV	N	SR-24	13	P	1.00	N	\$ 57,324	\$ 57,324	Y	N	0	N/A	2
HTH840	FH	11/2/2021	ASAP	032670	Environmental Health Spclt IV	N	SR-22	13	P	1.00	N	\$ 78,612	\$ 78,612	Y	N	0	N/A	2
HTH840	FH	6/1/2018	ASAP	040618	Environmental Health Spclt IV	N	SR-22	13	P	1.00	W	\$ 55,200	\$ 76,692	Y	N	0	N/A	2
HTH840	FH	12/31/2020	ASAP	049545	Office Assistant III	N	SR-08	03	P	1.00	W	\$ 42,156	\$ 42,156	Y	N	0	N/A	2
HTH840	FH	6/1/2021	ASAP	049561	Engineer V	N	SR-26	13	P	1.00	W	\$ 88,872	\$ 75,588	Y	N	0	N/A	2
HTH840	FH	9/12/2020	ASAP	050703	Engineer V	N	SR-26	13	P	1.00	N	\$ 97,380	\$ 75,432	Y	N	0	N/A	2
HTH840	FH	3/1/2021	ASAP	121161	General Professional IV	N	SR-22	13	P	1.00	W	\$ 57,420	\$ 59,748	Y	N	0	N/A	2
HTH840	FJ	4/18/2020	ASAP	038248	Environmental Health Spclt III	N	SR-20	13	P	1.00	A	\$ 48,948	\$ 45,288	Y	N	0	N/A	2
HTH840	FJ	4/2/2020	ASAP	041363	Office Assistant III	N	SR-08	03	P	1.00	P	\$ 30,240	\$ 30,240	Y	N	0	NA	2
HTH840	FJ	12/1/2017	ASAP	042265	Engineering Program Mgr	N	EM-07	35	P	1.00	A	\$ 105,792	\$ 132,192	Y	N	0	Temp Assignment	2
HTH840	FJ	7/7/2018	ASAP	048060	Environmental Health Spclt IV	N	SR-22	13	P	1.00	A	\$ -	\$ 66,864	Y	N	0	N/A	5
HTH840	FJ	12/30/2019	ASAP	051077	Engineer IV	N	SR-24	13	P	1.00	A	\$ -	\$ 72,528	Y	N	0	N/A	5
HTH840	FJ	12/31/2018	ASAP	051078	Environmental Health Spclt III	N	SR-20	13	P	1.00	P	\$ 64,476	\$ 64,476	Y	N	1	N/A	2
HTH840	FJ	8/21/2020	ASAP	052319	Environmental Health Spclt III	N	SR-20	13	T	1.00	P	\$ 52,500	\$ 42,132	Y	N	0	N/A	2
HTH840	FJ	9/19/2012	ASAP	052320	Environmental Health Spclt III	N	SR-20	13	T	1.00	P	\$ 42,132	\$ 42,132	Y	Y	1	N/A	2
HTH840	FJ	10/7/2021	ASAP	117141	Engineer IV	N	SR-24	13	P	1.00	B	\$ 59,736	\$ 55,200	Y	N	0	N/A	2
HTH840	FJ	1/16/2019	ASAP	117142	Environmental Health Spclt III	N	SR-20	13	P	1.00	B	\$ -	\$ 47,856	Y	N	0	N/A	2
HTH840	FJ	4/4/2020	ASAP	117144	Environmental Health Spclt III	N	SR-20	13	P	1.00	B	\$ -	\$ 49,800	Y	N	0	N/A	2
HTH840	FJ	5/24/2016	ASAP	118596	Environmental Health Spclt IV	N	SR-22	13	P	1.00	P	\$ 55,236	\$ 55,236	Y	N	0	Temp Assignment	2
HTH840	FJ	7/23/2021	ASAP	120505	Office Assistant III	N	SR-08	03	T	1.00	B	\$ 30,240	\$ 33,120	Y	N	0	N/A	2
HTH840	FJ	10/14/2021	ASAP	121558	Account Clerk II	N	SR-08	03	P	1.00	B	\$ 33,120	\$ 33,120	Y	N	0	N/A	2
HTH840	FJ	12/1/2018	ASAP	122321	Environmental Health Spclt IV	N	SR-22	13	P	1.00	A	\$ -	N/A	Y	N	0	N/A	5
HTH840	FJ	11/15/2021	ASAP	124089	Red Hill Project Coordinator	Y	SR-NA	13	T	1.00	P/T	\$ -	N/A	Y	N	0	N/A	2
HTH840	FK	2/22/2021	ASAP	123265	Office Assistant III	N	SR-08	03	P	1.00	W	\$ 30,240	N/A	Y	N	0	N/A	2
HTH849	FB	11/19/2019	ASAP	043352	Administrative Spclt IV	N	SR-22	13	P	1.00	N/P	\$ 46,374	\$ 52,956	Y	N	2	N/A	2
HTH849	FB	5/14/2019	ASAP	120213	Accountant IV	N	SR-22	13	P	1.00	W	\$ 55,092	\$ 52,956	Y	N	0	N/A	3
HTH849	FC	6/29/2019	ASAP	102493	Public Participation Coord	Y	SR-NA	13	P	1.00	N/P	\$ 51,312	\$ 51,912	Y	N	0	N/A	2
HTH849	FD	8/10/2018	ASAP	043628	Environmental Health Spclt III	N	SR-20	13	P	1.00	P	\$ 50,916	\$ 48,948	Y	N	0	N/A	3
HTH849	FD	11/1/2021	ASAP	046427	Office Assistant III	N	SR-08	03	P	1.00	P	\$ 30,240	\$ 33,120	Y	N	0	N/A	2
HTH849	FD	11/7/2019	ASAP	047193	Environmental Health Spclt IV	N	SR-22	13	P	1.00	P	\$ 55,092	\$ 55,092	Y	N	2	N/A	2
HTH849	FD	11/1/2021	ASAP	048055	Environmental Health Spclt IV	N	SR-22	13	P	1.00	P	\$ 74,706	\$ 78,612	Y	N	0	N/A	2
HTH849	FD	10/1/2021	ASAP	048058	Environmental Health Spclt IV	N	SR-22	13	P	1.00	A	\$ 78,420	\$ 81,744	Y	N	0	N/A	2
HTH849	FD	7/1/2021	ASAP	052125	Environmental Mgmt Prgm Mgr	N	SR-22	13	P	1.00	A	\$ 100,920	\$ 91,512	Y	N	0	N/A	2
HTH849	FD	3/1/2021	ASAP	052318	Environmental Health Spclt IV	N	SR-22	13	P	1.00	N/P	\$ 52,956	\$ 57,420	Y	N	0	N/A	2
HTH849	FD	12/5/2020	ASAP	106916	Brownfields VCP Spclt	Y	SR-NA	13	T	1.00	P	\$ 62,004	\$ 62,004	Y	N	0	N/A	2
HTH904	AJ	5/28/2019		40215	Program Specialist V	N	SR-24	13	P	1.00	N	\$ 88,248	\$ 88,248	Y	N	0	N/A	2
HTH904	AJ	7/1/2020	1/2/2022	122470	Program Specialist IV	N	SR-22	13	T	1.00	N	\$ 57,168	\$ -	Y	N	0	N/A	2
HTH904	AJ	12/31/2015		42158	Account Clerk II	N	SR-08	3	T	0.50	N	\$ 15,120	\$ 15,120	Y	N	0	N/A	4
HTH904	AJ	12/31/2015		42158	Account Clerk II	N	SR-08	3	T	0.50	A	\$ 15,120	\$ 15,120	Y	N	0	N/A	4
HTH905	AH	5/1/2021	3/30/2022	45718	Program Specialist IV	N	SR-22	13	P	1.00	A	\$ 55,200	\$ 55,200	Y	N	0	N/A	1
HTH906	AC	7/1/2020	7/1/2022	27968	Compr Hlth Plng Coord	N	SR-26	13	P	1.00	A	\$ 84,876	\$ 86,700	Y	N	N/A	N/A	2
HTH907	AA	8/31/2021	ASAP	41919	Office Assistant III	N	SR-08	3	P	1.00	A	\$ 33,120	\$ 33,120	N	N	0	N/A	2
HTH907	AA	10/20/2020	ASAP	122803	Info Specialist IV	N	SR-22	13	P	1.00	A	\$ -	\$ 55,200	N	N	0	N/A	2
HTH907	AB	3/20/2021	ASAP	113	Pre Audit Clerk I	N	SR-11	3	P	1.00	A	\$ 34,020	\$ 34,020	Y	N	0	N/A	2
HTH907	AB	10/24/2021	ASAP	2621	Fiscal Officer I	N	SR-26	13	P	1.00	A	\$ 69,732	\$ 75,588	Y	N	0	N/A	2
HTH907	AB	12/16/2020	ASAP	2976	Pre Audit Clerk I	N	SR-11	3	P	1.00	A	\$ -	\$ 35,340	N	N	0	N/A	2
HTH907	AB	10/15/2021	ASAP	22670	Program Budget Analyst VI	N	SR-26	13	P	1.00	A	\$ 81,744	\$ 81,744	Y	N	0	Temporary Assignment	2
HTH907	AB	7/16/2021	ASAP	22671	Secretary I	N	SR-12	3	P	1.00	A	\$ 42,792	\$ 42,792	Y	N	0	N/A	2
HTH907	AB	7/13/2020	ASAP	23877	Program Evaluation Analyst V	N	SR-24	13	P	1.00	A	\$ -	\$ 75,588	N	N	0	N/A	2
HTH907	AB	3/23/2021	ASAP	24426	Program Evaluation Analyst V	N	SR-24	13	P	1.00	A	\$ 67,044	\$ 67,044	Y	Y	2	N/A	2
HTH907	AB	9/14/2019	ASAP	35954	Drafting Technician VI	N	SR-17	3	P	1.00	A	\$ -	\$ 43,014	N	N	0	N/A	2
HTH907	AB		ASAP	49074	Pre Audit Clerk I	N	SR-11	3	P	1.00	A	\$ 34,020	\$ 36,566	Y	N	0	N/A	2

Department of Health
Vacancy Report as of November 30, 2021

Table 11

Prog ID	Sub-Org	Date of Vacancy	Expected Fill Date	Position Number	Position Title	Exempt (Y/N)	SR Level	BU Code	Perm Temp (P/T)	FTE	MOF	Budgeted Amount	Actual Salary Last Paid	Authority to Hire (Y/N)	Occupied by 89 Day Hire (Y/N)	# of 89 Hire Appts	Describe if Filled by other Means	Priority # to Retain
HTH907	AB	11/10/2020	ASAP	118020	Office Assistant IV	N	SR-10	3	P	1.00	A	\$ 40,128	\$ 35,194	Y	Y		N/A	2
HTH907	AB	11/1/2020	ASAP	118021	Office Assistant IV	N	SR-10	3	P	1.00	A	\$ -	\$ 35,194	N	N	0	N/A	2
HTH907	AB	9/9/2021	ASAP	123344	Contracts Assistant I	N	SR-13	3	P	1.00	A	\$ 46,272	\$ 46,272	Y	Y		N/A	2
HTH907	AD	7/1/2021	1/1/2022	3	Departmental Human Resources Officer IV	N	EM-07	35	P	1.00	A	\$ 106,332	\$ 109,896	Y	N	0	Temporary Assignment	1
HTH907	AD	8/1/2020	2/1/2022	15212	Human Resources Assistant V	N	SR-13	63	P	1.00	A	\$ 19,896	\$ 56,532	Y	Y	3	N/A	1
HTH907	AD	11/24/2020	2/1/2022	122550	Office Assistant III	N	SR-08	63	P	1.00	A	\$ 16,380	\$ 32,016	Y	N	0	N/A	1
HTH907	AK	5/1/2019	ASAP	122662	Public Health Educator III	N	SR-20	13	T	1.00	N	\$ 48,000	\$ 51,024	Y	N	0	N/A	2
HTH907	AK	9/1/2021	ASAP	117548	Office Assistant III	N	SR-08	3	T	1.00	N	\$ 25,668	\$ 33,120	Y	N	0	N/A	2
HTH907	AK	9/30/2021	ASAP	122625	Planner IV	N	SR-22	13	T	1.00	N	\$ 50,772	\$ 59,748	Y	N	0	N/A	2
HTH907	AK	8/2/2021	ASAP	122626	Public Health Educator III	N	SR-20	13	T	1.00	N	\$ 43,860	\$ 53,064	Y	N	0	N/A	2
HTH907	AK	9/1/2021	ASAP	117550	Office Assistant III	N	SR-08	3	T	1.00	N	\$ 27,132	\$ 33,120	Y	N	0	N/A	2
HTH907	AK	8/18/2021	ASAP	122638	Public Health Educator III	N	SR-20	13	T	1.00	N	\$ 43,860	\$ 51,024	Y	N	0	N/A	2
HTH907	AK	9/16/2021	ASAP	122624	Admin Specialist IV	N	SR-22	13	T	1.00	N	\$ 49,344	\$ 62,136	Y	N	0	N/A	2
HTH907	AK	3/18/2020	ASAP	121804	Planner V	N	SR-24	13	T	1.00	N	\$ 63,000	\$ 65,000	Y	Y	7	N/A	2
HTH907	AK	6/30/2021	ASAP	122069	ITS Band C Supervisor	N	SR-28	13	T	1.00	N	\$ 100,000	\$ 99,264	Y	N	0	N/A	2
HTH907	AK	7/1/2021	ASAP	124017	PREP Human Resources Splt	Y	N/A	13	T	1.00	P	\$ -	N/A	Y	N	0	N/A	2
HTH907	AK	7/1/2021	ASAP	124018	PREP Human Resources Splt	Y	N/A	13	T	1.00	P	\$ -	N/A	Y	N	0	N/A	2
HTH907	AL	8/21/2019	ASAP	21183	Office Assistant III	N	SR-08	3	P	1.00	A	\$ 30,240	\$ 28,728	N	N	0	N/A	2
HTH907	AL	5/3/2021	ASAP	4594	Office Assistant IV	N	SR-10	3	P	1.00	A	\$ 50,016	\$ 50,016	N	N	0	N/A	1
HTH907	AL	3/5/2021	ASAP	3119	Office Assistant III	N	SR-08	3	P	1.00	A	\$ 31,440	\$ 33,288	N	N	0	N/A	1
HTH907	AL	6/30/2020	ASAP	3577	Secretary III	N	SR-10	63	P	1.00	A	\$ 63,612	\$ 63,612	N	N	0	N/A	1
HTH907	AL	12/28/2018	ASAP	34221	DH Officer II	N	EM 08	35	P	1.00	A	\$ 111,072	\$ 127,368	N	N	0	Temporary Assignment	1
HTH907	AN	10/4/2019	ASAP	35272	Office Assistant III	N	SR-08	3	P	1.00	A	\$ -	\$ 31,444	N	N	0	N/A	2
HTH907	AP	N/A	ASAP	116644	HIPAA Security Officer	Y	N/V	13	T	1.00	A	\$ -	N/A	Y	N	0	N/A	2
HTH907	AP	10/1/2021	2/1/2022	120785	Information Technology Band B	N	SR-24	13	T	1.00	A	\$ 57,168	\$ 62,136	Y	N	0	N/A	2
HTH908	AR	9/12/2020	1/17/2022	121290	Program Specialist V	N	SR-24	13	P	1.00	A	\$ 64,476	\$ 65,868	Y	N	N/A	N/A	2
FOOTNOTE:																		
*Due to COVID-19 demands and the recent spike in cases, information for HTH131 is as currently available.																		

Positions Filled and/or Established by Acts other than the State Budget as of November 30, 2021

Prog ID	Sub-Org	Date Established	Legal Authority	Position Number	Position Title	Exempt (Y/N)	SR Level	BU Code	T/P	MOF	FTE	Annual Salary	Filled (Y/N)	Occupied by 89 Day Hire (Y/N)
HTH440	HD	3/29/2021	HRS 76-16 (b) (12)	123860	Disaster Response Project Coordinator	Y	NA	13	T	P	1.00	0	N	N
HTH440	HT	6/6/2019	HRS 76-16 (b) (12)	122976	State Opioid Program Specialist	Y	NA	13	T	P	1.00	0	N	N
HTH460	HF	2/2/2021	HRS 76-16 (b)(12)s	123848	CAMHD Data to Wisdom Project Director	Y	NA	13	T	P	1.00	\$100,008	Y	N
HTH460	HF	3/12/2021	HRS 76-16 (b)(12)s	123849	CAMHD Data to Wisdom Social Marketing Director	Y	NA	13	T	P	0.75	\$46,608	y	N
HTH460	HF	3/12/2021	HRS 76-16 (b)(12)s	123857	CAMHD Data to Wisdom Evaluator	Y	NA	13	T	P	1.00	\$65,000	N	N
HTH460	HF	3/23/2021	HRS 76-16 (b)(12)s	123868	CAMHD Data to Wisdom Clerical Assistant	Y	NA	3	T	P	1.00	\$36,504	Y	N
HTH460	HF	3/19/2021	HRS 76-16 (b)(12)s	123869	CAMHD Data to Wisdom Clinical Data Director	Y	NA	13	T	P	1.00	\$98,160	Y	N
HTH495	HB	5/5/2011	HRS 76-16 (b)(12)s	117295	AMHD Resource Mgmt & Dev Spclt	Y	NA	13	T	A	1.00	\$42,852	Y	N
HTH495	HB	12/11/2019	HRS 76-16 (b)(12)s	123191	AMHD OD2A Coordinator	Y	NA	13	T	N	1.00	\$71,412	Y	N
HTH 560	CC	4/13/2019	Act 88, SLH 2021	122952	FHSD - CLPPP Environmental Health Specialist	N	NA	73	T	P	1.00	\$25,801	Y	N
HTH 560	CC	12/22/2020	Act 88, SLH 2021	123525	FHSD - CLPPP Care Specialist	N	NA	13	T	P	1.00	\$57,420	Y	N
HTH 560	CC	8/27/2021	Act 88, SLH 2021	124065	PREP HLHAP Librarian	N	NA	13	T	P	1.00	\$62,136 - \$72,684	N	N
HTH 560	CC	TBD	Act 88, SLH 2021	N/A	NHSP Research Statistician III	N	NA (SR-20C)	13	T	P	1.00	\$51,024	N	N
HTH590	KK	11/19/2021	HRS 76-16 (b)(12)s	124057	PREP OHE Chief	Y	NA	13	T	P	1.00	\$ 62,136	N	N
HTH590	KK	11/1/2021	HRS 76-16 (b)(12)s	124055	PREP OHE Project Specialist	Y	NA	13	T	P	1.00	\$ 55,200	N	N
HTH590	KK	10/8/2021	HRS 76-16 (b)(12)s	124056	PREP OHE Accountant	Y	NA	13	T	P	1.00	\$ 51,024	N	N
HTH590	KK	9/28/2021	HRS 76-16 (b)(12)s	124057	PREP OHE Program Specialist	Y	NA	13	T	P	1.00	\$ 55,200	N	N
HTH590	KK	10/8/2021	HRS 76-16 (b)(12)s	124058	PREP OHE Program Specialist	Y	NA	13	T	P	1.00	\$ 55,200	N	N
HTH590	KK	11/10/2021	HRS 76-16 (b)(12)s	124060	PREP OHE Epidemiologist Supervisor	Y	NA	13	T	P	1.00	\$ 75,588	N	N
HTH590	KK	11/10/2021	HRS 76-16 (b)(12)s	124061	PREP OHE Epidemiologist	Y	NA	13	T	P	1.00	\$ 62,400	N	N
HTH590	KK	11/10/2021	HRS 76-16 (b)(12)s	124062	PREP OHE Epidemiologist	Y	NA	13	T	P	1.00	\$ 62,400	N	N

Positions Filled and/or Established by Acts other than the State Budget as of November 30, 2021

Prog ID	Sub-Org	Date Established	Legal Authority	Position Number	Position Title	Exempt (Y/N)	SR Level	BU Code	T/P	MOF	FTE	Annual Salary	Filled (Y/N)	Occupied by 89 Day Hire (Y/N)
HTH610	FL	5/10/2018	HRS 76-16 (b)(12)s	121998	Public Health RLWD (Rat Lungworm Disease) Outreach Coordinator	Y	NA	13	T	A	1.00	\$ 68,700	N	N
HTH840	FJ	11/15/2021	HRS 76-16 (b)(12)s	124089	Red Hill Project Coordinator	Y	NA	13	T	P/T	1.00	\$64,476 - \$95,436	N	N
HTH907	AA	6/28/2021	HRS 76-16 (b) (12)	124004	PREP Comy & Media Rel Spclt	Y	NA	13	T	N	1.00	\$ 84,000	Y	N
HTH907	AA	6/8/2021	HRS 76-16 (b) (12)	123968	PREP Executive Assistant	Y	NA	13	T	N	1.00	\$ 108,900	Y	N
HTH907	AA	6/9/2021	HRS 76-16 (b) (12)	123978	PREP Marketing Program Specialist	Y	NA	13	T	N	1.00	\$ 81,744	N	N
HTH907	AA	9/22/2020	HRS 76-16 (b) (12)	123418	COVID-19 Pandemic Resp Ad Asst	Y	NA	13	T	N	1.00	\$ 98,952	Y	N
HTH907	AA	7/8/2020	HRS 76-16 (b) (12)	123297	Intergovernmental Coordinator	Y	NA	13	T	N	1.00	\$ 150,000	Y	N
HTH907	AA	6/15/2021	HRS 76-16 (b) (12)	123979	Safe Travels Asst	Y	NA	13	T	N	1.00	\$ 60,000	Y	N
HTH907	AD	9/22/2021	HRS 76-16(b)(12)s	124082	CASS Office Assistant	Y	NA	63	T	P	1.00	\$ 42,792	N	N
HTH907	AD	9/22/2021	HRS 76-16(b)(12)s	124083	CASS Office Assistant	Y	NA	63	T	P	1.00	\$ 42,792	N	N
HTH907	AD	9/24/2021	HRS 76-16(b)(12)s	124084	CASS Human Resources Assistant	Y	NA	63	T	P	1.00	\$ 52,044	N	N
HTH907	AD	9/24/2021	HRS 76-16(b)(12)s	124085	CASS Human Resources Assistant	Y	NA	63	T	P	1.00	\$ 52,044	N	N
HTH907	AD	9/8/2021	HRS 76-16(b)(12)s	124086	CASS Human Resources Specialist	Y	NA	73	T	P	1.00	\$ 67,200	N	N
HTH907	AD	9/8/2021	HRS 76-16(b)(12)s	124087	CASS Human Resources Specialist	Y	NA	73	T	P	1.00	\$ 67,200	N	N
FOOTNOTE:														
Due to COVID-19 demands and the recent spike in cases, information for HTH131 is currently unavailable.														

Department of Health
Overtime Expenditure Summary

Table 13

Prog ID	Sub-Org	Program Title	MOF	FY21 (actual)			FY22 (estimated)			FY23 (budgeted)		
				Base Salary \$\$\$\$	Overtime \$\$\$\$	Overtime Percent	Base Salary \$\$\$\$	Overtime \$\$\$\$	Overtime Percent	Base Salary \$\$\$\$	Overtime \$\$\$\$	Overtime Percent
HTH100	DE	Hansen's Disease Comm Prog	A	\$ 181,829	\$ -	0.0%	\$ 181,830	\$ -	0.0%	\$ 181,992	\$ -	0.0%
HTH100	DF	Hale Mohalu Care Home	A	\$ 1,144,680	\$ 102,998	9.0%	\$ 1,144,700	\$ 100,000	8.7%	\$ 1,261,188	\$ 55,750	4.4%
HTH100	DG	Kalaupapa Settlement	A	\$ 1,766,210	\$ 94,865	5.4%	\$ 1,650,000	\$ 70,000	4.2%	\$ 2,018,796	\$ 68,674	3.4%
HTH100	DI	Harm Reduction Services Branch	A	\$ 89,000	\$ 2,129	2.4%	\$ -	\$ -	0.0%	\$ -	\$ -	0.0%
HTH131	DA	DOCD 2019-nCoV Response	A	\$ 513,721	\$ 70,081	13.6%	\$ 348,368	\$ -	0.0%	\$ 513,721	\$ -	0.0%
HTH131	DA	COVID19 Crisis CoAg	P	\$ -	\$ 420,532	0.0%	\$ -	\$ -	0.0%	\$ -	\$ -	0.0%
HTH131	DA	Emergency Medical Services for Children	P	\$ 59,814	\$ -	0.0%	\$ 28,662	\$ -	0.0%	\$ -	\$ -	0.0%
HTH131	DC	DOCD - Immunization Branch	A	\$ 155,947	\$ 676	0.4%	\$ 89,283	\$ -	0.0%	\$ 155,947	\$ -	0.0%
HTH131	DC	Immunization Grant	N	\$ 1,216,183	\$ 69,286	5.7%	\$ 1,896,847	\$ 276,408	14.6%	\$ 1,896,847	\$ 2,033,894	107.2%
HTH131	DJ	Disease Investigation	A	\$ 872,960	\$ 23,581	2.7%	\$ 704,829	\$ 7,570	1.1%	\$ 872,960	\$ -	0.0%
HTH131	DJ	PHEP Focus Area B - Disease Investigation	N	\$ 261,782	\$ -	0.0%	\$ 263,950	\$ -	0.0%	\$ 263,950	\$ -	0.0%
HTH131	DJ	Epidemiology and Laboratory Capacity	P	\$ 967,128	\$ 186,076	19.2%	\$ 2,461,673	\$ 1,689,012	68.6%	\$ 2,461,673	\$ 3,476,609	141.2%
HTH420	HE	Oahu CMH Services	A	\$ 8,798,088	\$ 3,070	0.03%	\$ 7,865,136	\$ 2,000	0.03%	\$ 10,433,634	\$ -	0.0%
HTH420	HG	Court Evaluation Services	A	\$ 733,220	\$ 9,304	1.27%	\$ 680,273	\$ 75,000	11.02%	\$ 956,706	\$ -	0.0%
HTH420	HN	Kauai CMH Services	A	\$ 1,984,497	\$ 18,684	0.94%	\$ 1,683,812	\$ 10,000	0.59%	\$ 2,287,518	\$ -	0.0%
HTH430	HQ	Hawaii State Hospital - Inpatient	A	\$ 37,577,972	\$ 8,360,087	22.2%	\$ 40,319,163	\$ 8,344,693	20.7%	\$45,772,409	\$7,510,224	16.4%
HTH430	HR	Affiliated Programs	A	\$ 1,557,023	\$ 62,751	4.0%	\$ 1,542,023	\$ 65,889	4.3%	\$1,572,593	\$62,594	4.0%
HTH495	HB	Adult Mental Health Administration	A	\$ 3,729,501	\$ -	0.0%	\$ 3,234,026	\$ 55,000	1.70%	\$ 3,972,062	\$ -	0.0%
HTH495	HC	Office of Program Improvement and Excellence	A	\$ 15,315	\$ -	0.0%	\$ -	\$ 2,765	#DIV/0!	\$ 315,273	\$ -	0.0%
HTH501	KB	Developmental Disabilities Administration	A	\$ 1,596,668	\$ 53	0.003%	\$ 1,700,048	\$ -	0.0%	\$ 1,700,048	\$ -	0.0%
HTH501	JS	Case Management - Kauai	A	\$ 616,023	\$ 20	0.003%	\$ 654,273	\$ -	0.0%	\$ 654,273	\$ -	0.0%
HTH520	AI	Disability and Communication Access Board	A	\$ 620,835	\$ 54	0.009%	\$ 649,881	\$ 1,712	0.3%	\$ 649,881	\$ -	0.0%
HTH560	CC/CK	Maternal & Child Health Services (Title V)	N	\$ 2,039,232	\$ 6,459	0.317%	\$ 2,138,833	\$ 45,000	2.1%	\$ 2,138,833	\$ 45,000	2.1%
HTH560	CG	Infants and Toddlers with Disabilities (Part C)	N	\$ 2,038,759	\$ 28,056	1.376%	\$ 2,160,000	\$ 35,000	1.6%	\$ 2,160,000	\$ 35,000	1.6%
HTH560	GI	Women, Infant and Children's Service	N	\$ 4,667,380	\$ 64	0.001%	\$ 4,600,000	\$ -	0.0%	\$ 4,600,000	\$ -	0.0%
HTH560	CC	Newborn Metabolic Screening Special Fund	B	\$ 674,072	\$ 1,166	0.173%	\$ 688,900	\$ 4,000	0.6%	\$ 688,900	\$ 4,000	0.6%
HTH560	KC	Pregnancy Risk Assessment Monitoring System	P	\$ 55,200	\$ 1,967	3.563%	\$ 55,200	\$ 1,000	1.8%	\$ 55,200	\$ 1,000	1.8%
HTH560	KC	Family Health Services	A	\$ 1,218,062	\$ 28,218	2.317%	\$ 1,244,518	\$ 10,000	0.8%	\$ 1,244,518	\$ 10,000	0.8%
HTH560	CC	Family Health Services	A	\$ 858,327	\$ 254	0.030%	\$ 1,003,885	\$ -	0.0%	\$ 1,003,885	\$ -	0.0%
HTH560	CG	Family Health Services	A	\$ 3,795,984	\$ 4,638	0.122%	\$ 3,906,433	\$ -	0.0%	\$ 3,906,433	\$ -	0.0%
HTH590	KK	Chronic Disease Prevention & Health Promotion	A	\$ 857,861	\$ 16,666	1.9%						
HTH590	KK	Chronic Disease Prevention & Health Promotion	P				\$ 75,588	\$ 14,078	18.6%			
HTH595	KM	Health Resources Administration/Office of Medical	A	\$ -	\$ -	0.0%	\$ 379,738	\$ 82,052	21.6%	379738	64129	16.9%
HTH610	FN	Environmental Health Services/Vector Control	A	\$ 2,206,029	\$ 52,080	2.4%	\$ 1,643,167	\$ 5,739	0.3%	\$ 2,066,355	\$ -	0.0%
HTH610	FP	Environmental Health Services/Food & Drug	A	\$ 398,093	\$ 15	0.0%	\$ 236,824	\$ 3,226	1.4%	\$ 517,603	\$ -	0.0%
HTH610	FQ	Environmental Health Services/Food Safety	A	\$ 3,164,009	\$ 11,098	0.4%	\$ 2,438,201	\$ 12,565	0.5%	\$ 3,378,246	\$ -	0.0%
HTH610	FQ	Environmental Health Services/Food Safety	B	\$ 1,023,701	\$ 1,499	0.1%	\$ 812,695	\$ 877	0.1%	\$ 2,091,095	\$ -	0.0%
HTH610	FR	Environmental Health Services/Indoor & Radiological	B	\$ 226,209	\$ 515	0.2%	\$ 197,068	\$ 3,480	1.8%	\$ 259,961	\$ -	0.0%
HTH710	MB	SLD/Admin	A	\$ 663,025	\$ -	0.0%	\$ 656,028	\$ -	0.0%	\$ 656,028		0.0%
HTH710	MG	SLD/EHASB/Chemistry	A	\$ 1,266,564	\$ -	0.0%	\$ 1,305,228	\$ 200	0.0%	\$ 1,305,228	\$ 200	0.0%
HTH710	MH	SLD/EHASB/AQMS	A	\$ 592,764	\$ 4,510	0.8%	\$ 566,052	\$ 1,000	0.2%	\$ 566,052	\$ 500	0.1%

Department of Health
Overtime Expenditure Summary

Table 13

Prog ID	Sub-Org	Program Title	MOF	FY21 (actual)			FY22 (estimated)			FY23 (budgeted)		
				Base Salary \$\$\$\$	Overtime \$\$\$\$	Overtime Percent	Base Salary \$\$\$\$	Overtime \$\$\$\$	Overtime Percent	Base Salary \$\$\$\$	Overtime \$\$\$\$	Overtime Percent
HTH710	MI	SLD/EHASB/EMS	A	\$ 320,347	\$ 218	0.1%	\$ 307,116	\$ -	0.0%	\$ 307,116		0.0%
HTH710	MJ	SLD/MMB	A	\$ 850,818	\$ 368	0.0%	\$ 930,588	\$ -	0.0%	\$ 930,588		0.0%
HTH710	MK	SLD/Central Services	A	\$ 150,924	\$ 3	0.0%	\$ 145,968	\$ 2,500	1.7%	\$ 145,968	\$ 2,500	1.7%
HTH710	ML	SLD/DHO Hawaii	A	\$ 232,141	\$ 731	0.3%	\$ 231,912	\$ -	0.0%	\$ 231,912		0.0%
HTH710	MM	SLD/DHO Maui	A	\$ 198,246	\$ -	0.0%	\$ 193,740	\$ -	0.0%	\$ 193,740		0.0%
HTH710	MN	SLD/DHO Kauai	A	\$ 127,279	\$ 1,608	1.3%	\$ 147,060	\$ -	0.0%	\$ 147,060		0.0%
HTH710	MK	FDA	P	\$ 113,424	\$ 2,281	2.0%	\$ 97,200	\$ 5,000	5.1%	\$ 113,424	\$ 9,000	7.9%
HTH710	MK	PHEP	N	\$ 643,264	\$ 1,471	0.2%	\$ 604,620	\$ 3,000	0.5%	\$ 604,620	\$ -	0.0%
HTH720	MP	Office of Health Care Assurance	A	\$ 2,034,748	\$ 802	0.0%	\$ 1,961,904	\$ 3,000	0.2%	\$ 1,961,904	\$ 0	0.0%
HTH720	MP	Office of Health Care Assurance	P	\$ 1,399,865	\$ 2,193	0.2%	\$ 1,702,748	\$ 13,000	0.8%	\$ 1,702,748	\$ 0	0.0%
HTH760	MS	N/A					\$ 165,000	\$ 15,000	9.09%			
HTH840	FE	Environmental Management/Division Administration	A	\$ 85,127	\$ 88	0.1%	\$ 157,156	\$ -	0.0%	\$ 521,805	\$ -	0.0%
HTH840	FF	Environmental Management/Clean Air	A	\$ 264,538	\$ 1,556	0.6%	\$ 225,230	\$ -	0.0%	\$ 318,946	\$ -	0.0%
HTH840	FF	Environmental Management/Clean Air	B	\$ 2,269,110	\$ 4,754	0.2%	\$ 1,931,458	\$ 2,982	0.2%	\$ 4,223,896	\$ -	0.0%
HTH840	FF	Environmental Management/Clean Air	N	\$ 68,858	\$ 21	0.0%	\$ 105,513	\$ -	0.0%	\$ 222,901	\$ -	0.0%
HTH840	FG	Environmental Management/Clean Water	A	\$ 1,420,431	\$ 50	0.0%	\$ 1,071,375	\$ -	0.0%	\$ 1,474,771	\$ -	0.0%
HTH840	FG (FX)	Environmental Management/Clean Water	W	\$ -	\$ 7,104	0.0%	\$ -	\$ 4,135	0.0%	\$ 9,229	\$ -	0.0%
HTH840	FH	Environmental Management/Safe Drinking Water	A	\$ 666,673	\$ 10,566	1.6%	\$ 381,207	\$ 37,090	9.7%	\$ 622,133	\$ -	0.0%
HTH840	FH	Environmental Management/Safe Drinking Water	N	\$ 192,663	\$ 20	0.0%	\$ 136,324	\$ -	0.0%	\$ 488,437	\$ -	0.0%
HTH840	FJ	Environmental Management/Solid and Hazardous	A	\$ 1,048,188	\$ 32,502	3.1%	\$ 982,732	\$ 11,653	1.2%	\$ 1,621,472	\$ -	0.0%
HTH840	FJ	Environmental Management/Solid and Hazardous	B	\$ 689,394	\$ 432	0.1%	\$ 567,705	\$ 9,029	1.6%	\$ 1,374,985	\$ -	0.0%
HTH840	FJ	Environmental Management/Solid and Hazardous	P	\$ 294,306	\$ 13,375	4.5%	\$ 277,024	\$ -	0.0%	\$ 420,861	\$ -	0.0%
HTH840	FK	Environmental Management/Wastewater	A	\$ 559,626	\$ 1,684	0.3%	\$ 343,379	\$ -	0.0%	\$ 383,172	\$ -	0.0%
HTH849	FA	Environmental Health Administration/Deputy Director	A	\$ 314,679	\$ 9,572	3.0%	\$ 250,806	\$ -	0.0%	\$ 406,191	\$ -	0.0%
HTH849	FB	Environmental Health Administration/ Environmental	A	\$ 175,980	\$ 58,361	33.2%	\$ 141,566	\$ 28,484	20.1%	\$ 174,516	\$ -	0.0%
HTH849	FB	Environmental Health Administration/ Environmental	W	\$ 636,594	\$ 25,579	4.0%	\$ 566,605	\$ 43,690	7.7%	\$ 1,221,572	\$ -	0.0%
HTH849	FD	Environmental Health Administration/Hazard	A	\$ 1,028,988	\$ 11,283	1.1%	\$ 828,832	\$ 8,113	1.0%	\$ 1,265,718	\$ -	0.0%
HTH849	FD	Environmental Health Administration/Hazard	P	\$ 629,519	\$ 1,423	0.2%	\$ 479,226	\$ -	0.0%	\$ 927,825	\$ -	0.0%
HTH849	FD	Environmental Health Administration/Hazard	W	\$ 19,882	\$ 4,417	22.2%	\$ -	\$ 78	0.0%	\$ 152,746	\$ -	0.0%
HTH907	AB	Administrative Services Office	A	\$ 2,533,516	\$ 94,446	3.7%	\$ 2,530,747	\$ 82,000	3.2%	\$ 2,530,747	\$ -	0.0%
HTH907	AD	Human Resources Office	A	\$ 1,472,035	\$ 5,915	0.4%	\$ 1,406,683	\$ 5,000	0.4%	\$ 1,370,407	\$ -	0.0%
HTH907	AG	HISO	A	\$ 852,848	\$ -	0.0%	\$ 861,149	\$ 2,000	0.2%	\$ 872,472	\$ 2,000	0.2%
HTH907	AK	Office of Public Health Preparedness	N	\$ 1,399,732	\$ 223,955	15.9%	\$ 1,400,000	\$ 200,000	14.3%	\$ 1,400,000	\$ 200,000	14.3%
HTH907	AL	DH Officer II	A	\$ 128,130	\$ 21,844	17.0%	\$ 128,892	\$ 22,000	17.0%	\$ 128,892	\$ -	0.0%

Department of Health
Active Contracts as of December 1, 2021

Table 14

Prog ID	MOF	Amount	Frequency (M/A/O)	Max Value	Outstanding Balance	Term of Contract			Entity	Contract Description	Explanation of How Contract is Monitored	POS Y/N	Category E/L/P/C/G/S/*
						Date Executed	From	To					
HTH100	A	\$ 1,161,127	M	\$ 1,161,127	\$ -	7/1/2017	7/1/2017	6/30/2022	Maui AIDS Foundation	Case management services for Maui county	Expenses checked against services provided.	Y	S
HTH100	A	\$ 636,928	M	\$ 636,928	\$ -	8/1/2017	8/1/2017	7/31/2022	Gregory House programs	Housing assistance and rental subsidy	Expenses checked against services provided.	Y	S
HTH100	A	\$ 4,120,422	M	\$ 4,120,422	\$ -	7/1/2017	7/1/2017	6/30/2022	Life Foundation	Case management services for Oahu	Expenses checked against services provided.	Y	S
HTH100	A	\$ 753,026	M	\$ 753,026	\$ -	7/1/2017	7/1/2017	6/30/2022	Malama Pono Health Services	Case management services for Kauai county	Expenses checked against services provided.	Y	S
HTH100	A	\$ 1,480,343	M	\$ 1,480,343	\$ -	7/1/2017	7/1/2017	6/30/2022	Hawaii Island HIV/AIDS Foundation	Case management services for Hawaii county	Expenses checked against services provided.	Y	S
HTH100	A	\$ 1,337,600	M	\$ 1,337,600	\$ -	7/1/2019	7/1/2019	6/30/2022	Hawaii Health and Harm Reduction Center	Outreach and syringe exchange program, drug treatment services	Expenses checked against services provided.	Y	S
HTH100	N	\$ 8,402,554	M	\$ 8,402,554	\$ -	4/1/2018	4/1/2018	3/31/2022	Community Health Outreach Work Project	HIV care services statewide	Expenses checked against services provided.	Y	S
HTH100	A	\$ 300,000	M	\$ 300,000	\$ -	1/2/2019	1/2/2019	6/30/2024	UCERA	Physician services for the STD/HIV clinic	Expenses checked against services provided.	Y	S
HTH100	A	\$ 75,000	M	\$ 75,000	\$ -	11/1/2018	11/1/2018	6/30/2022	DLS	Laboratory Services	Expenses checked against services provided.	Y	S
HTH100	N	\$ 150,000	M	\$ 150,000	\$ -	10/1/2019	10/1/2019	6/30/2022	ScriptGuideRX	Pharmacy benefits manager services	Expenses checked against services provided.	Y	S
HTH100	A	\$ 9,050	M	N/A	\$ 85,000	11/1/2018	11/1/2021	10/31/2022	Kamaka Air, Inc.	Air freight services to/from Kalaupapa/Honolulu	Weekly review of Air Bills	Y	S
HTH100	A	\$ 75,444	M	N/A	\$ 31,152	7/1/2016	7/1/2021	6/30/2022	UCERA	Physician services for Kalaupapa and Hale Mohalu Care Home	Monthly review of invoices, and monthly governing body meetings.	Y	S
HTH100	A	\$ 24,265	M	N/A	\$ 39,485	7/1/2017	7/1/2021	6/30/2022	Pharmerica	Pharmaceuticals and Pharmaceutical Services	Monthly review of invoices.	Y	G, S
HTH100	A	\$ 56,117	O	N/A	\$ -	4/1/2016	4/1/2021	3/31/2022	Alven Corporation	Supply and deliver gas to Kalaupapa	Invoice and delivery documents reviewed and compared against gas monitoring reported volumes	Y	G, S
HTH131*			M	\$ 134,000	\$ 134,000	11/30/2021	11/30/2021	11/29/2022	Kapiolani Medical Specialists	Physician consulting services		N	
HTH131*		\$ 42,588	M	\$ 150,000	\$ 107,412	8/2/2021	8/2/2021	8/1/2022	CoralMED Management Institute	Syndromic Surveillance Program Manager			
HTH131*		\$ 157,855	M	\$ 2,006,156	\$ 1,848,301	9/1/2021	9/1/2021	8/31/2022	Omnitrak	First Contact Callers			
HTH131*		\$ 1,002,306	M	\$ 4,000,000	\$ 2,997,694	8/23/2021	8/23/2021	1/31/2022	National Kidney Foundation	COVID-19 testing services			
HTH131*			M	\$ 8,000,000	\$ 8,000,000	12/14/2021	12/14/2021	1/31/2022	CVS Pharmacy, Inc.	COVID-19 testing services for public and schools			
HTH131*		\$ 25,620	M	\$ 643,519	\$ 617,899	12/1/2020	12/1/2020	7/31/2022	RMCT	Swab teams			
HTH131*		\$ 8,757	M	\$ 175,916	\$ 167,160	8/16/2021	8/16/2021	8/15/2022	Datahouse	Resource augmentation for Hawaii Immunization Registry			
HTH131*			M	\$ 4,775,239	\$ 4,775,239	11/22/2021	11/22/2021	11/21/2022	Hawaii Primary Care Association	Increase resources for school health services and programs			
HTH131*		\$ 1,711,427	O	\$ 11,500,000	\$ 9,788,573	11/1/2021	11/1/2021	10/31/2022	Remedy Staffing	Surge staffing			
HTH131*		\$ 269,248	O	\$ 300,000	\$ 30,752	3/9/2021	3/9/2021	12/15/2021	Staffing Solutions of Hawaii	Surge staffing			
HTH131*			O	\$ 628,000	\$ 628,000	12/15/2021	12/15/2021	12/14/2022	Staffing Solutions of Hawaii	Surge staffing			
HTH131*			M	\$ 213,000	\$ 213,000	11/1/2021	11/1/2021	10/31/2022	aio Digital	Website development and maintenance			
HTH131*			M	\$ 192,000	\$ 192,000	12/1/2021	12/1/2021	11/30/2022	Na Kahu Malama Nurses	ICAR consultant			
HTH131*		\$ -	M	\$ 8,500,000	\$ 8,500,000	12/1/2021	12/1/2021	11/30/2022	Hawaii Public Health Institute	Community Engagement for Health Equity in COVID-19 Prevention and Mitigation to develop and expand education, communication, training and outreach strategies to help address health disparities and create greater equity in access to and delivery of COVID-19 prevention and mitigation activities for high-risk and under-served populations.			
HTH131*		\$ 396,826	M	\$ 429,275	\$ 32,449	7/1/2020	7/1/2020	12/31/2022	AUW 211 Hawaii Safe Travels call center	AUW 211 Hawaii Safe Travels call center			
HTH131*			M	\$ 1,297,232	\$ 1,297,232	10/1/2021	10/20/2021	10/19/2022	Gainwell Technologies, LLC	Provide and maintain Hawaii Immunization Registry cloud environment			
HTH131*					\$ -	12/28/2020	12/28/2020	6/30/2022	Robert's Tours and Transportation, Inc.	Transportation of COVID-19 infected, or suspected COVID-19 positive individuals on Oahu, Kauai, Maui and Hawaii.			
HTH131*					\$ -	4/16/2021	4/16/2021	6/30/2022	Robert's Tours and Transportation, Inc.	Transportation of COVID-19 infected, or suspected COVID-19 positive individuals on Hawaii only.			
HTH131*		\$ 734,726	M	\$ 862,933	\$ 128,208	3/3/2021	3/11/2021	3/10/2022	RSM US LLP	Development, implementation and maintenance of HIVAX system			
HTH131*					\$ -				HI Convention Center	Rented space to accommodate surge staffing			
HTH131*		\$ 167,841	M	\$ 202,800	\$ 34,959	9/1/2019	9/1/2019	8/31/2022	Branden Wong, dba Running Logistics, LLC	Stop Flu at School program			
HTH131*			M	\$ 238,633	\$ 238,633	12/31/2018	12/31/2018	6/30/2022	DTL, LLC	Services to develop, implement and evaluate the immunization public health campaign			

Department of Health
Active Contracts as of December 1, 2021

Table 14

Prog ID	MOF	Amount	Frequency (M/A/O)	Max Value	Outstanding Balance	Date Executed	From	To	Entity	Contract Description	Explanation of How Contract is Monitored	POS Y/N	Category E/L/P/C/G/S/*
HTH131*		\$ 132,287	M	\$ 360,000	\$ 227,713	11/1/2017	11/1/2017	10/31/2022	Conduent MAVEN	On-going annual software maintenance support and enhance the Hawaii Electronic Disease Surveillance Application System			
HTH131*			M	\$ 6,500,000	\$ 6,500,000	9/7/2021	9/7/2021	9/6/2022	Altres Staffing	Admin support staffing			
HTH131*			O	\$ -	\$ -	6/16/2020	6/16/2020	6/30/2023	American Medical Response	Screening protocol for airport crew and passengers	This contract is between DOT-A, DOCD and AMR. No money will be exchanged between the DOH and AMR. Payment for AMR's services will be based on its contract with the DOT-A.		
HTH131*		\$ 1,877,329	O	\$ 2,515,498	\$ 638,169	6/1/2020	6/1/2020	12/31/2021	University of Hawaii	Contact tracing training program			
HTH131*		\$ 20,000	A	\$ 20,000	\$ -	5/1/2021	5/1/2021	4/30/2022	University of Massachusetts Medical School	Access to Public Health Digital Library, including access to public health information resources available to public health departments to improve public health outcomes.	This contract is a one time subscription which is available throughout the contract term. Once payment is made and subscription starts, employees of the DOH can automatically access the information until the end of the contract term.		
HTH131*			M		\$ -	12/7/2021	12/7/2021	7/31/2022	CDC Foundation	COVID-19 surge staffing			
HTH131*			O	\$ 4,320,222	\$ 4,320,222	11/30/2021	11/30/2021	6/30/2023	Department of Education	DOH will provide funding for DOE to contract for services to reopen schools			
HTH131*		\$ 1,000,000	O	\$ 1,000,000	\$ -	8/1/2021	8/1/2021	7/31/2022	PSD/Corrections	DOH will provide funding to PSD for testing in correction facilities. PSD will procure and contract testing services/supplies.			
HTH131*		\$ 15,000	O	\$ 30,000	\$ 15,000	8/1/2021	8/1/2021	7/31/2022	Healthspace USA, Inc.	Annual cost for unlimited users for the Hawaii DOH warranty, hosting, maintenance and tech support for the HS cloud suite disease surveillance and contact tracing implementation.			
HTH420	A	\$ 78,422	M	Fee-for service contracts include fee schedules for contracted services and no maximum values.	Fee-for service contracts include fee schedules for contracted services and no maximum values.	3/29/2019	4/1/2019	7/31/2022	The Alcoholic Rehabilitation Services of Hawaii Inc., dba Hina Mauka	Community based case management - recovery services	On site monitoring conducted, claims are matched with service authorizations.	Y	S
HTH420	A	\$ 453,394	M	Fee-for service contracts include fee schedules for contracted services and no maximum values.	Fee-for service contracts include fee schedules for contracted services and no maximum values.	10/11/2019	8/1/2019	3/31/2022	The Alcoholic Rehabilitation Services of Hawaii Inc., dba Hina Mauka	Intensive case management plus	On site monitoring conducted, claims are matched with service authorizations.	Y	S
	A	\$ -	M	Fee-for service contracts include fee schedules for contracted services and no maximum values.	Fee-for service contracts include fee schedules for contracted services and no maximum values.	11/30/2021	10/28/2021	10/27/2023	The Alcoholic Rehabilitation Services of Hawaii Inc., dba Hina Mauka	Specialized Residential Services Program	On site monitoring conducted, claims are matched with service authorizations.	Y	S
HTH420	A	\$ 322,863	M	Fee-for service contracts include fee schedules for contracted services and no maximum values.	Fee-for service contracts include fee schedules for contracted services and no maximum values.	1/24/2020	11/1/2019	10/31/2022	Aloha Care Homes Corporation	Expanded Care Adult Residential Care Home (E-ARCH)	On site monitoring conducted, claims are matched with service authorizations.	Y	S
HTH420	A	\$ 12,722,804	M	Fee-for service contracts include fee schedules for contracted services and no maximum values.	Fee-for service contracts include fee schedules for contracted services and no maximum values.	2/26/2016	3/1/2016	2/28/2022	Aloha House, Inc.	Crisis Services	On site monitoring conducted, claims are matched with service authorizations.	Y	S
HTH420	B	\$ 200,000	M	Fee-for service contracts include fee schedules for contracted services and no maximum values.	Fee-for service contracts include fee schedules for contracted services and no maximum values.	2/26/2016	3/1/2016	2/28/2022	Aloha House, Inc.	Crisis Services	On site monitoring conducted, claims are matched with service authorizations.	Y	S
HTH420	A	\$ 380,574	M	Fee-for service contracts include fee schedules for contracted services and no maximum values.	Fee-for service contracts include fee schedules for contracted services and no maximum values.	5/3/2019	4/1/2019	3/31/2022	Aloha House, Inc.	Community based case management - recovery services	On site monitoring conducted, claims are matched with service authorizations.	Y	S
HTH420	B	\$ -	M	\$ 511,132	\$ 511,132	11/23/2021	10/1/2021	9/30/2022	Aloha United Way, Inc.	Referral operations for COVID-19 isolation and quarantine support.	Individual invoices are audited for accuracy and completeness.	N	S
HTH420	A	\$ 119,909	M	Fee-for service contracts include fee schedules for contracted services and no maximum values.	Fee-for service contracts include fee schedules for contracted services and no maximum values.	11/1/2019	11/1/2019	10/31/2022	APEX Case Management Services, LLC	Registered nurse case management services	On site monitoring conducted, claims are matched with service authorizations.	Y	S

Department of Health
Active Contracts as of December 1, 2021

Table 14

Prog ID	MOF	Amount	Frequency (M/A/O)	Max Value	Outstanding Balance	Date Executed	From	To	Entity	Contract Description	Explanation of how Contract is Monitored	POS Y/N	Category E/L/P/C/G/S/*
HTH420	A	\$ 1,283,365	M	Fee-for service contracts include fee schedules for contracted services and no maximum values.	Fee-for service contracts include fee schedules for contracted services and no maximum values.	4/1/2020	3/15/2020	3/31/2022	Banquet Solutions Hawaii, Inc.	COVID-19 temporary quarantine housekeeping and meal services	Individual invoices are audited for accuracy and completeness.	N	S
HTH420	B	\$ 4,031,970	M	Fee-for service contracts include fee schedules for contracted services and no maximum values.	Fee-for service contracts include fee schedules for contracted services and no maximum values.	4/1/2020	3/15/2020	3/31/2022	Banquet Solutions Hawaii, Inc.	COVID-19 temporary quarantine housekeeping and meal services	Individual invoices are audited for accuracy and completeness.	N	S
HTH460 (COVID HTH420 & HTH 495)	A	\$ 2,232,473	M	Fee-for service contracts include fee schedules for contracted services and no maximum values.	Fee-for service contracts include fee schedules for contracted services and no maximum values.	4/1/2020	3/15/2020	3/31/2022	Banquet Solutions Hawaii, Inc.	COVID-19 temporary quarantine housekeeping and meal services	Individual invoices are audited for accuracy and completeness.	N	S
HTH907 (COVID HTH420 & HTH 495)	B	\$ 1,113,035	M	Fee-for service contracts include fee schedules for contracted services and no maximum values.	Fee-for service contracts include fee schedules for contracted services and no maximum values.	4/1/2020	3/15/2020	3/31/2022	Banquet Solutions Hawaii, Inc.	COVID-19 temporary quarantine housekeeping and meal services	Individual invoices are audited for accuracy and completeness.	N	S
HTH420	A	\$ 389,918	M	Fee-for service contracts include fee schedules for contracted services and no maximum values.	Fee-for service contracts include fee schedules for contracted services and no maximum values.	4/12/2017	11/1/2016	10/31/2022	Battulayan, Cion B.	Expanded Care Adult Residential Care Home (E-ARCH)	On site monitoring conducted, claims are matched with service authorizations.	Y	S
HTH420	A	\$ 269,010	M	Fee-for service contracts include fee schedules for contracted services and no maximum values.	Fee-for service contracts include fee schedules for contracted services and no maximum values.	1/24/2020	11/1/2019	10/31/2022	Caballero, Felicitas B.	Expanded Care Adult Residential Care Home (E-ARCH)	On site monitoring conducted, claims are matched with service authorizations.	Y	S
HTH420	A	\$ 22,557,735	M	Fee-for service contracts include fee schedules for contracted services and no maximum values.	Fee-for service contracts include fee schedules for contracted services and no maximum values.	2/18/2016	3/1/2016	2/28/2022	CARE Hawaii, Inc.	Crisis services	On site monitoring conducted, claims are matched with service authorizations.	Y	S
HTH420	B	\$ 3,799,517	M	Fee-for service contracts include fee schedules for contracted services and no maximum values.	Fee-for service contracts include fee schedules for contracted services and no maximum values.	2/18/2016	3/1/2016	2/28/2022	CARE Hawaii, Inc.	Crisis services	On site monitoring conducted, claims are matched with service authorizations.	Y	S
HTH420	A	\$ 1,575,535	M	Fee-for service contracts include fee schedules for contracted services and no maximum values.	Fee-for service contracts include fee schedules for contracted services and no maximum values.	6/15/2018	5/1/2018	9/30/2022	CARE Hawaii, Inc.	Therapeutic living program services	On site monitoring conducted, claims are matched with service authorizations.	Y	S
HTH420	A	\$ 3,612,585	M	Fee-for service contracts include fee schedules for contracted services and no maximum values.	Fee-for service contracts include fee schedules for contracted services and no maximum values.	6/14/2018	5/1/2018	9/30/2022	CARE Hawaii, Inc.	24 hour, 8-16 hour group home	On site monitoring conducted, claims are matched with service authorizations.	Y	S
HTH420	A	\$ 2,253,731	M	Fee-for service contracts include fee schedules for contracted services and no maximum values.	Fee-for service contracts include fee schedules for contracted services and no maximum values.	5/6/2019	4/1/2019	3/31/2022	CARE Hawaii, Inc.	Community based case management - recovery services	On site monitoring conducted, claims are matched with service authorizations.	Y	S
HTH420	B	\$ 1,267,275	M	Fee-for service contracts include fee schedules for contracted services and no maximum values.	Fee-for service contracts include fee schedules for contracted services and no maximum values.	5/6/2019	4/1/2019	3/31/2022	CARE Hawaii, Inc.	Community based case management - recovery services	On site monitoring conducted, claims are matched with service authorizations.	Y	S
HTH420	A	\$ 584,448	M	Fee-for service contracts include fee schedules for contracted services and no maximum values.	Fee-for service contracts include fee schedules for contracted services and no maximum values.	10/24/2019	7/1/2019	6/30/2022	CARE Hawaii, Inc.	Developmental disability/intellectual disability services	On site monitoring conducted, claims are matched with service authorizations.	Y	S
HTH420	A	\$ 2,875,604	M	Fee-for service contracts include fee schedules for contracted services and no maximum values.	Fee-for service contracts include fee schedules for contracted services and no maximum values.	10/24/2019	8/1/2019	7/31/2022	CARE Hawaii, Inc.	Intensive case management plus	On site monitoring conducted, claims are matched with service authorizations.	Y	S

Department of Health
Active Contracts as of December 1, 2021

Table 14

Prog ID	MOF	Amount	Frequency (M/A/O)	Max Value	Outstanding Balance	Date Executed	From	To	Entity	Contract Description	Explanation of How Contract is Monitored	POS Y/N	Category E/L/P/C/G/S/*
HTH420	p	\$ 102,053	M			2/23/2021	8/3/2020	5/31/2022	CARE Hawaii, Inc.	Intensive case management plus high utilizer services	On site monitoring conducted, claims are matched with service authorizations.	Y	S
HTH420	P	\$ 1,327,204	M	\$ 2,101,569	\$ 774,365	4/16/2021	1/11/2021	1/8/2022	CARE Hawaii, Inc.	Crisis counseling assistance and training program, regular services program	Individual invoices are audited for accuracy and completeness.	Y	S
HTH420	A	\$ -	M			11/30/2021	10/28/2021	10/27/2023	CARE Hawaii, Inc.	Specialized residential services	On site monitoring conducted, claims are matched with service authorizations.	Y	S
HTH420	A	\$ 4,859,008	M			5/6/2019	4/1/2019	3/31/2022	Community Empowerment Resources	Community based case management - recovery services	On site monitoring conducted, claims are matched with service authorizations.	Y	S
HTH420	B	\$ 499,932	M			5/6/2019	4/1/2019	3/31/2022	Community Empowerment Resources	Community based case management - recovery services	On site monitoring conducted, claims are matched with service authorizations.	Y	S
HTH420	A	\$ 42,444	M			10/8/2020	8/10/2020	3/31/2022	Community Empowerment Resources	COVID-19 temporary quarantine and isolation response sites case management and care coordination services	Individual invoices are audited for accuracy and completeness.	Y	S
HTH420	B	\$ 2,775,565	M			10/8/2020	8/10/2020	3/31/2022	Community Empowerment Resources	COVID-19 temporary quarantine and isolation response sites case management and care coordination services	Individual invoices are audited for accuracy and completeness.	Y	S
HTH907 (COVID HTH420 & HTH 495)	B	\$ 1,245,662	M			10/8/2020	8/10/2020	12/28/2020	Community Empowerment Resources	COVID-19 temporary quarantine and isolation response sites case management and care coordination services	Individual invoices are audited for accuracy and completeness.	Y	S
HTH420	A	\$ 211,812	M			11/1/2019	11/1/2019	10/31/2022	Dumlao, Rosana G. dba Rosana Dumlao Care Home	Expanded Care Adult Residential Care Home (E-ARCH)	On site monitoring conducted, claims are matched with service authorizations.	Y	S
HTH420	A	\$ 445,388	M			4/12/2017	11/1/2016	10/31/2022	Gabriel, Juliet S. dba Gabriel Care Home	Expanded Care Adult Residential Care Home (E-ARCH)	On site monitoring conducted, claims are matched with service authorizations.	Y	S
HTH420	B	\$ 2,435,285	M			10/8/2020	9/30/2020	3/31/2022	Hawaii Health & Harm Reduction Center	COVID-19 temporary quarantine and isolation response sites case management and care coordination services	Individual invoices are audited for accuracy and completeness.	Y	S
HTH907 (COVID HTH420 & HTH 495)	B	\$ 580,041	M			10/8/2020	9/30/2020	3/31/2022	Hawaii Health & Harm Reduction Center	COVID-19 temporary quarantine and isolation response sites case management and care coordination services	Individual invoices are audited for accuracy and completeness.	Y	S
HTH420	A	\$ 1,258,422	M			3/29/2021	2/1/2021	1/31/2023	Hawaii Health Systems Corp.	Acute psychiatric inpatient services	On site monitoring conducted, claims are matched with service authorizations.	Y	S
HTH420	A	\$ 1,291,085	M			6/29/2016	4/1/2016	3/31/2022	Helping Hands Hawaii	Representative payee services	On site monitoring conducted, claims are matched with service authorizations.	Y	S
HTH420	A	\$ 264,073	M			7/8/12016	4/1/2016	3/31/2022	HOPE Services Hawaii, Inc	Representative payee services	On site monitoring conducted, claims are matched with service authorizations.	Y	S

Department of Health
Active Contracts as of December 1, 2021

Table 14

Prog ID	MOF	Amount	Frequency (M/A/O)	Max Value	Outstanding Balance	Date Executed	From	To	Entity	Contract Description	Explanation of How Contract is Monitored	POS Y/N	Category E/L/P/C/G/S/*
HTH420	B	\$ 1,171	M	\$ 1,171	\$ -	7/31/2018	4/1/2018	3/31/2022	HOPE Services Hawaii, Inc.	Homeless outreach, interim case management	On site monitoring conducted, expenditure reports are reviewed.	Y	S
HTH420	N	\$ 274,931	M	\$ 300,000	\$ 25,069	7/31/2018	4/1/2018	3/31/2022	HOPE Services Hawaii, Inc.	Homeless outreach, interim case management	On site monitoring conducted, expenditure reports are reviewed.	Y	S
HTH420	P	\$ -	M	Fee-for service contracts include fee schedules for contracted services and no maximum values.	Fee-for service contracts include fee schedules for contracted services and no maximum values.	4/22/2021	10/19/2020	5/31/2022	Hope Treatment Services	Case management and outreach for homeless individuals with mental illness, COVID-19 response	Individual invoices are audited for accuracy and completeness.	Y	S
HTH420	B	\$ 422,598	M	\$ 532,961	\$ 110,363	7/1/2018	4/1/2018	3/31/2022	IHS, The Institute for Human Services, Inc.	Homeless outreach, interim case management	On site monitoring conducted, claims are matched with service authorizations.	Y	S
HTH420	A	\$ 1,121,600	M	Fee-for service contracts include fee schedules for contracted services and no maximum values.	Fee-for service contracts include fee schedules for contracted services and no maximum values.	10/11/2019	8/1/2019	7/30/2022	IHS, The Institute for Human Services, Inc.	Intensive case management plus	On site monitoring conducted, claims are matched with service authorizations.	Y	S
HTH420	P	\$ 48,990	M	Fee-for service contracts include fee schedules for contracted services and no maximum values.	Fee-for service contracts include fee schedules for contracted services and no maximum values.	4/22/2021	10/19/2020	5/31/2022	IHS, The Institute for Human Services, Inc.	Case management and outreach for homeless individuals with mental illness, COVID-19 response	Individual invoices are audited for accuracy and completeness.	Y	S
HTH420	A	\$ 196,512	M	Fee-for service contracts include fee schedules for contracted services and no maximum values.	Fee-for service contracts include fee schedules for contracted services and no maximum values.	10/26/2020	4/1/2020	12/28/2021	Jackson & Coker Locum Tenens, LLC	COVID-19 locum tenens psychiatric services	On site monitoring conducted, claims are matched with service authorizations.	Y	S
HTH420	B	\$ 43,020	M	Fee-for service contracts include fee schedules for contracted services and no maximum values.	Fee-for service contracts include fee schedules for contracted services and no maximum values.	10/26/2020	4/1/2020	12/28/2021	Jackson & Coker Locum Tenens, LLC	COVID-19 locum tenens psychiatric services	On site monitoring conducted, claims are matched with service authorizations.	Y	S
HTH420	N	\$ 48,240	M	Fee-for service contracts include fee schedules for contracted services and no maximum values.	Fee-for service contracts include fee schedules for contracted services and no maximum values.	10/26/2020	4/1/2020	12/28/2021	Jackson & Coker Locum Tenens, LLC	COVID-19 locum tenens psychiatric services	On site monitoring conducted, claims are matched with service authorizations.	Y	S
HTH420	A	\$ 576,551	M	Fee-for service contracts include fee schedules for contracted services and no maximum values.	Fee-for service contracts include fee schedules for contracted services and no maximum values.	4/13/2017	11/1/2016	10/31/2022	Jornacion, Romera A. dba Aloha Lifeline ARCH/E-ARCH	Expanded Care Adult Residential Care Home (E-ARCH)	On site monitoring conducted, claims are matched with service authorizations.	Y	S
HTH420	B	\$ 274,489	M	\$ 364,216	\$ 89,727	6/29/2018	4/1/2018	3/31/2022	Kalihi-Palama Health Center	Homeless outreach, interim case management	On site monitoring conducted, expenditure reports are reviewed.	Y	S
HTH420	N	\$ 119,536	M	\$ 285,000	\$ 165,464	6/29/2018	4/1/2018	3/31/2022	Kalihi-Palama Health Center	Homeless outreach, interim case management	On site monitoring conducted, expenditure reports are reviewed.	Y	S
HTH420	A	\$ 468,975	M	Fee-for service contracts include fee schedules for contracted services and no maximum values.	Fee-for service contracts include fee schedules for contracted services and no maximum values.	7/8/2016	4/1/2016	3/31/2022	Kokua Support Services	Representative payee services	On site monitoring conducted, claims are matched with service authorizations.	Y	S
HTH420	A	\$ 1,066,668	M	Fee-for service contracts include fee schedules for contracted services and no maximum values.	Fee-for service contracts include fee schedules for contracted services and no maximum values.	9/27/2016	9/1/2016	8/31/2022	Kona Community Hospital	Inpatient psychiatry services	Individual invoices are audited for accuracy and completeness.	Y	S
HTH420	B	\$ 302,625	M	Fee-for service contracts include fee schedules for contracted services and no maximum values.	Fee-for service contracts include fee schedules for contracted services and no maximum values.	9/27/2016	9/1/2016	8/31/2022	Kona Community Hospital	Inpatient psychiatry services	Individual invoices are audited for accuracy and completeness.	Y	S
HTH420	B	\$ 352,424	M	Fee-for service contracts include fee schedules for contracted services and no maximum values.	Fee-for service contracts include fee schedules for contracted services and no maximum values.	11/25/2019	11/25/2019	11/24/2024	Leahi Hospital	Space usage fee	Individual invoices are audited for accuracy and completeness.	N	L
HTH420	A	\$ 4,188	O - as tasks are completed	Fee-for service contracts include fee schedules for contracted services and no maximum values.	Fee-for service contracts include fee schedules for contracted services and no maximum values.	5/20/2021	6/1/2021	9/30/2022	Lichton, Alex I.	Court evaluation services	Individual invoices are audited for accuracy and completeness.	Y	S

Department of Health
Active Contracts as of December 1, 2021

Table 14

Prog ID	MOF	Amount	Frequency (M/A/O)	Max Value	Outstanding Balance	Date Executed	From	To	Entity	Contract Description	Explanation of How Contract is Monitored	POS Y/N	Category E/L/P/C/G/S/*
HTH420	A			Fee-for service contracts include fee schedules for contracted services and no maximum values.	Fee-for service contracts include fee schedules for contracted services and no maximum values.	12/1/2021	12/1/2021	11/30/2022	LocumTenens.com, LLC	Locum tenens psychiatric services	Individual invoices are audited for accuracy and completeness.	Y	S
HTH420	A	\$ 86,838	M	Fee-for service contracts include fee schedules for contracted services and no maximum values.	Fee-for service contracts include fee schedules for contracted services and no maximum values.	2/4/2020	11/1/2019	10/31/2022	Lorenzo Care Home, LLC	Expanded Care Adult Residential Care Home (E-ARCH)	On site monitoring conducted, claims are matched with service authorizations.	Y	S
HTH420	A	\$ 193,886	M	Fee-for service contracts include fee schedules for contracted services and no maximum values.	Fee-for service contracts include fee schedules for contracted services and no maximum values.	1/28/2020	11/1/2019	10/31/2022	Mabini, Eden S. dba Mabini Care Home	Expanded Care Adult Residential Care Home (E-ARCH)	On site monitoring conducted, claims are matched with service authorizations.	Y	S
HTH420	A	\$ 2,301,224	M	Fee-for service contracts include fee schedules for contracted services and no maximum values.	Fee-for service contracts include fee schedules for contracted services and no maximum values.	6/29/2018	5/1/2018	9/30/2022	Mental Health Kokua	Therapeutic living program services	On site monitoring conducted, claims are matched with service authorizations.	Y	S
HTH420	B	\$ 500,000	M	Fee-for service contracts include fee schedules for contracted services and no maximum values.	Fee-for service contracts include fee schedules for contracted services and no maximum values.	6/29/2018	5/1/2018	9/30/2022	Mental Health Kokua	Therapeutic living program services	On site monitoring conducted, claims are matched with service authorizations.	Y	S
HTH420	A	\$ 18,979,095	M	Fee-for service contracts include fee schedules for contracted services and no maximum values.	Fee-for service contracts include fee schedules for contracted services and no maximum values.	6/22/2018	5/1/2018	9/30/2022	Mental Health Kokua	24 hour, 8-16 hour group home	On site monitoring conducted, claims are matched with service authorizations.	Y	S
HTH420	B	\$ 1,074,387	M	Fee-for service contracts include fee schedules for contracted services and no maximum values.	Fee-for service contracts include fee schedules for contracted services and no maximum values.	6/22/2018	5/1/2018	9/30/2022	Mental Health Kokua	24 hour, 8-16 hour group home	On site monitoring conducted, claims are matched with service authorizations.	Y	S
HTH420	B	\$ 382,968	M	\$ 2,050,942	\$ 1,667,974	11/20/2018	6/1/2018	3/31/2022	Mental Health Kokua	Semi-Independent housing	Individual invoices are audited for accuracy and completeness.	Y	S
HTH420	A	\$ 259,922	M	Fee-for service contracts include fee schedules for contracted services and no maximum values.	Fee-for service contracts include fee schedules for contracted services and no maximum values.	11/20/2018	6/1/2018	9/30/2022	Mental Health Kokua	Supported Housing/Bridge Subsidy	On site monitoring conducted, claims are matched with service authorizations.	Y	S
HTH420	B	\$ 24,751	M	Fee-for service contracts include fee schedules for contracted services and no maximum values.	Fee-for service contracts include fee schedules for contracted services and no maximum values.	11/20/2018	6/1/2018	9/30/2022	Mental Health Kokua	Supported Housing/Bridge Subsidy	On site monitoring conducted, claims are matched with service authorizations.	Y	S
HTH420	B	\$ 334,166	M	\$ 346,148	\$ 11,982	8/7/2018	4/1/2018	3/31/2022	Mental Health Kokua	Homeless outreach, interim case management	On site monitoring conducted, expenditure reports are reviewed.	Y	S
HTH420	N	\$ 97,129	M	\$ 300,000	\$ 202,871	8/7/2018	4/1/2018	3/31/2022	Mental Health Kokua	Homeless outreach, interim case management	On site monitoring conducted, expenditure reports are reviewed.	Y	S
HTH420	A	\$ 312,464	M	Fee-for service contracts include fee schedules for contracted services and no maximum values.	Fee-for service contracts include fee schedules for contracted services and no maximum values.	3/29/2019	4/1/2019	3/31/2022	Mental Health Kokua	Community based case management - recovery services	On site monitoring conducted, claims are matched with service authorizations.	Y	S
HTH420	A	\$ 229,868	M	Fee-for service contracts include fee schedules for contracted services and no maximum values.	Fee-for service contracts include fee schedules for contracted services and no maximum values.	11/1/2019	11/1/2019	10/31/2022	Monegas, Brenda Magno dba Monegas Care Home	Expanded Care Adult Residential Care Home (E-ARCH)	On site monitoring conducted, claims are matched with service authorizations.	Y	S
HTH420	A	\$ -	M	\$ 99,900	\$ 99,900	12/1/2021	12/1/2021	11/30/2022	National Alliance on Mental Illness Hawaii dba NAMI Hawaii	Provision of educational services and support groups for people living with mental illness.	Individual invoices are audited for accuracy and completeness.	N	S
HTH420	B	\$ 552,060	O - as tasks are completed	\$ 1,066,292	\$ 514,232	6/22/2021	1/1/2021	12/31/2022	Netsmart Technologies, Inc.	Provision of an electronic medical record system	Individual invoices are audited for accuracy and completeness.	N	G/S
HTH420	A	\$ 2,692,450	M	Fee-for service contracts include fee schedules for contracted services and no maximum values.	Fee-for service contracts include fee schedules for contracted services and no maximum values.	3/29/2019	4/1/2019	3/31/2022	North Shore Mental Health, Inc.	Community based case management - recovery services	On site monitoring conducted, claims are matched with service authorizations.	Y	S

Department of Health
Active Contracts as of December 1, 2021

Table 14

Prog ID	MOF	Amount	Frequency (M/A/O)	Max Value	Outstanding Balance	Date Executed	From	To	Entity	Contract Description	Explanation of How Contract is Monitored	POS Y/N	Category E/L/P/C/G/S/*
HTH420	B	\$ 380,519	M	Fee-for service contracts include fee schedules for contracted services and no maximum values.	Fee-for service contracts include fee schedules for contracted services and no maximum values.	3/29/2019	4/1/2019	3/31/2022	North Shore Mental Health, Inc.	Community based case management - recovery services	On site monitoring conducted, claims are matched with service authorizations.	Y	S
HTH420	A	\$ 212,564	M	Fee-for service contracts include fee schedules for contracted services and no maximum values.	Fee-for service contracts include fee schedules for contracted services and no maximum values.	12/13/2019	11/1/2019	10/31/2022	Ohana Hale Arch/Expanded Arch, LLC	Expanded Care Adult Residential Care Home (E-ARCH)	On site monitoring conducted, claims are matched with service authorizations.	Y	S
HTH420	A	\$ 775,000	M	Fee-for service contracts include fee schedules for contracted services and no maximum values.	Fee-for service contracts include fee schedules for contracted services and no maximum values.	8/27/2021	9/6/2021	12/31/2021	Pearl Hotel Waikiki	COVID-19 temporary quarantine and isolation rooms	Individual invoices are audited for accuracy and completeness.	N	S
HTH420	A	\$ -	M	Fee-for service contracts include fee schedules for contracted services and no maximum values.	Fee-for service contracts include fee schedules for contracted services and no maximum values.	12/7/2021	10/28/2021	10/27/2023	Po'ailani, Inc.	Specialized residential services	On site monitoring conducted, claims are matched with service authorizations.	Y	S
HTH420	A	\$ 186,967	M	Fee-for service contracts include fee schedules for contracted services and no maximum values.	Fee-for service contracts include fee schedules for contracted services and no maximum values.	11/1/2019	11/1/2019	10/31/2022	Prieto, Gloria Albano dba Prieto ARCH & Expanded Care ARCH	Expanded Care Adult Residential Care Home (E-ARCH)	On site monitoring conducted, claims are matched with service authorizations.	Y	S
HTH420	A	\$ 439,431	M	Fee-for service contracts include fee schedules for contracted services and no maximum values.	Fee-for service contracts include fee schedules for contracted services and no maximum values.	2/25/2020	12/30/2019	12/29/2021	The Queen's Medical Center	Mental health emergency worker services	On site monitoring conducted, claims are matched with service authorizations.	Y	S
HTH420	A	\$ -	M	Fee-for service contracts include fee schedules for contracted services and no maximum values.	Fee-for service contracts include fee schedules for contracted services and no maximum values.	11/30/2021	10/28/2021	10/28/2023	The Queen's Medical Center	Intensive outpatient hospital services	On site monitoring conducted, claims are matched with service authorizations.	Y	S
HTH420	A	\$ 227,288	M	Fee-for service contracts include fee schedules for contracted services and no maximum values.	Fee-for service contracts include fee schedules for contracted services and no maximum values.	11/1/2019	11/1/2019	10/31/2022	Raguindin, Belma A dba Raguindin Malama Kauhale Arch	Expanded Care Adult Residential Care Home (E-ARCH)	On site monitoring conducted, claims are matched with service authorizations.	Y	S
HTH420	A	\$ 189,553	M	Fee-for service contracts include fee schedules for contracted services and no maximum values.	Fee-for service contracts include fee schedules for contracted services and no maximum values.	11/1/2019	11/1/2019	10/31/2022	Ramiro, Jean Reyes dba J.R.R. Care Home	Expanded Care Adult Residential Care Home (E-ARCH)	On site monitoring conducted, claims are matched with service authorizations.	Y	S
HTH420	A	\$ 151,006	M	Fee-for service contracts include fee schedules for contracted services and no maximum values.	Fee-for service contracts include fee schedules for contracted services and no maximum values.	11/1/2019	11/1/2019	10/31/2022	Sagadraca, Aurora A dba Sagadraca Care Home	Expanded Care Adult Residential Care Home (E-ARCH)	On site monitoring conducted, claims are matched with service authorizations.	Y	S
HTH420	A	\$ 28,200	M	Fee-for service contracts include fee schedules for contracted services and no maximum values.	Fee-for service contracts include fee schedules for contracted services and no maximum values.	12/13/2019	11/1/2019	10/31/2022	Special Education Center of Hawaii	Adult Day Services	On site monitoring conducted, claims are matched with service authorizations.	Y	S
HTH420	A	\$ 6,526,551	M	Fee-for service contracts include fee schedules for contracted services and no maximum values.	Fee-for service contracts include fee schedules for contracted services and no maximum values.	8/2/2018	5/1/2018	9/30/2022	Steadfast Housing Development Corp.	24 hour, 8-16 hour group home	On site monitoring conducted, claims are matched with service authorizations.	Y	S
HTH420	A	\$ 1,609	M	\$ 1,609	\$ -	12/4/2018	6/1/2018	9/30/2021	Steadfast Housing Development Corp.	Semi-Independent housing	On site monitoring conducted, claims are matched with service authorizations.	Y	S
HTH420	B	\$ 1,207,906	M	\$ 2,094,450	\$ 886,544	12/4/2018	6/1/2018	9/30/2021	Steadfast Housing Development Corp.	Semi-Independent housing	On site monitoring conducted, claims are matched with service authorizations.	Y	S
HTH420	A	\$ 1,120,532	M	Fee-for service contracts include fee schedules for contracted services and no maximum values.	Fee-for service contracts include fee schedules for contracted services and no maximum values.	11/20/2018	6/1/2018	9/30/2022	Steadfast Housing Development Corp.	Supported Housing/Bridge Subsidy	On site monitoring conducted, claims are matched with service authorizations.	Y	S

Department of Health
Active Contracts as of December 1, 2021

Table 14

Prog ID	MOF	Amount	Frequency (M/A/O)	Max Value	Outstanding Balance	Date Executed	From	To	Entity	Contract Description	Explanation of how Contract is Monitored	POS Y/N	Category E/L/P/C/G/S/*
HTH420	B	\$ 307,667	M	Fee-for service contracts include fee schedules for contracted services and no maximum values.	Fee-for service contracts include fee schedules for contracted services and no maximum values.	11/20/2018	6/1/2018	9/30/2022	Steadfast Housing Development Corp.	Supported Housing/Bridge Subsidy	On site monitoring conducted, claims are matched with service authorizations.	Y	S
HTH420	A	\$ 19,040,487	M	Fee-for service contracts include fee schedules for contracted services and no maximum values.	Fee-for service contracts include fee schedules for contracted services and no maximum values.	6/26/2016	12/1/2015	12/31/2021	Sutter Health Pacific dba Kahi Mohala	Psychiatric inpatient services	On site monitoring conducted, claims are matched with service authorizations.	Y	S
HTH420	B	\$ 1,000,000	M	Fee-for service contracts include fee schedules for contracted services and no maximum values.	Fee-for service contracts include fee schedules for contracted services and no maximum values.	6/26/2016	12/1/2015	12/31/2021	Sutter Health Pacific dba Kahi Mohala	Psychiatric inpatient services	On site monitoring conducted, claims are matched with service authorizations.	Y	S
HTH420	A	\$ 70,277	M	Fee-for service contracts include fee schedules for contracted services and no maximum values.	Fee-for service contracts include fee schedules for contracted services and no maximum values.	2/12/2020	11/1/2019	10/31/2021	Talavera, Elsa P. dba Island Care Management	Registered nurse case management services	On site monitoring conducted, claims are matched with service authorizations.	Y	S
HTH420	A	\$ 86,996	M	Fee-for service contracts include fee schedules for contracted services and no maximum values.	Fee-for service contracts include fee schedules for contracted services and no maximum values.	1/24/2020	11/1/2016	10/31/2022	Vargas, Levy dba Vargas Care Home	Expanded Care Adult Residential Care Home (E-ARCH)	On site monitoring conducted, claims are matched with service authorizations.	Y	S
HTH420	A	\$ 277,186	M	Fee-for service contracts include fee schedules for contracted services and no maximum values.	Fee-for service contracts include fee schedules for contracted services and no maximum values.	6/15/2017	11/1/2016	10/31/2022	Victoria Expanded Care Home LLC	Expanded Care Adult Residential Care Home (E-ARCH)	On site monitoring conducted, claims are matched with service authorizations.	Y	S
HTH420	A	\$ 9,451	O - as tasks are completed	Fee-for service contracts include fee schedules for contracted services and no maximum values.	Fee-for service contracts include fee schedules for contracted services and no maximum values.	2/19/2021	2/22/2021	9/30/2022	Villalon, Melissa	Court evaluation services	Individual invoices are audited for accuracy and completeness.	Y	S
HTH420	A	\$ 9,287,926	M	Fee-for service contracts include fee schedules for contracted services and no maximum values.	Fee-for service contracts include fee schedules for contracted services and no maximum values.	7/3/2018	5/1/2018	9/30/2022	Waianae Coast Community Mental Health Center, Inc.	24 hour, 8-16 hour group home	On site monitoring conducted, claims are matched with service authorizations.	Y	S
HTH420	B	\$ 340,000	M	Fee-for service contracts include fee schedules for contracted services and no maximum values.	Fee-for service contracts include fee schedules for contracted services and no maximum values.	7/3/2018	5/1/2018	9/30/2022	Waianae Coast Community Mental Health Center, Inc.	24 hour, 8-16 hour group home	On site monitoring conducted, claims are matched with service authorizations.	Y	S
HTH420	A/B	\$ 498,242	M	\$ 695,582	\$ 197,340		9/1/2019	8/31/2022	Oahu Publications, Inc.	Clinic lease	Individual invoices are audited for accuracy and completeness.	N	L
HTH420	A	\$ -	M	\$ 474,214	\$ 474,214		3/1/2021	2/28/2031	Patrick Y. Taketa Appraisals, Inc.	Office lease (DOH portion is 36% of rental cost)	Individual invoices are audited for accuracy and completeness.	N	L
HTH420	B	\$ 19,266	M	\$ 237,846	\$ 218,580	11/24/2020	6/9/2020	2/28/2022	Bayview Ranch, LLC	Office lease	Individual invoices are audited for accuracy and completeness.	N	L
HTH420	B	\$ 99,219	M	\$ 99,219	\$ 0	11/24/2020	6/9/2020	2/28/2022	Bayview Ranch, LLC	Office lease	Individual invoices are audited for accuracy and completeness.	N	L
HTH430/HQ	A	\$ 3,000,000.00	M	Fee-for-service contracts include fee schedules for contracted services and no maximum values.	Fee-for-service contracts include fee schedules for contracted services and no maximum values.	11/20/2019	11/1/2019	10/31/2022	Altres Staffing Inc.	Agency Nursing Services	Contracts are monitored by auditing Individual invoices for accuracy and completeness	Y	S
HTH430/HQ	A	\$ 400,000.00	M	Fee-for-service contracts include fee schedules for contracted services and no maximum values.	Fee-for-service contracts include fee schedules for contracted services and no maximum values.	11/20/2019	11/1/2019	10/31/2021	Na Kahu Malama	Agency Nursing Services	Contracts are monitored by auditing Individual invoices for accuracy and completeness	Y	S
HTH430/HQ	A	\$ 400,000.00	M	Fee-for-service contracts include fee schedules for contracted services and no maximum values.	Fee-for-service contracts include fee schedules for contracted services and no maximum values.	11/20/2019	11/1/2019	10/31/2022	RCM Health Care	Agency Nursing Services	Contracts are monitored by auditing Individual invoices for accuracy and completeness	Y	S
HTH430/HQ	A	\$ 652,804	M	\$ 816,005	\$ -	5/16/2017	3/1/2017	2/28/2022	Pacific Health Ministry	Chaplain/Ministry Services	Contracts are monitored by auditing Individual invoices for accuracy and completeness	Y	S
HTH430/HQ	A	\$ 4,400,000	M	Fee-for-service contracts include fee schedules for contracted services and no maximum values.	Fee-for-service contracts include fee schedules for contracted services and no maximum values.	4/1/2018	4/1/2018	3/31/2022	Pharmacy Corporation of America	Pharmacy Services/Drugs & Biologics	Contracts are monitored by auditing Individual invoices for accuracy and completeness	Y	S, G

Department of Health
Active Contracts as of December 1, 2021

Table 14

Prog ID	MOF	Amount	Frequency (M/A/O)	Max Value	Outstanding Balance	Date Executed	From	To	Entity	Contract Description	Explanation of How Contract is Monitored	POS Y/N	Category E/L/P/C/G/S/*
HTH430/HQ	A	\$ 600,000	M	Fee-for-service contracts include fee schedules for contracted services and no maximum values.	Fee-for-service contracts include fee schedules for contracted services and no maximum values.	6/1/2015	6/1/2015	11/27/2021	Diagnostic Laboratory Services Inc	Laboratory Services	Contracts are monitored by auditing Individual invoices for accuracy and completeness	Y	S
HTH430/HQ	A	\$ 213,669	M	\$ 341,870	\$ -	6/1/2018	6/1/2018	5/31/2022	Honeywell International Inc	Inspect, Maintain & repair A/C equipment	Contracts are monitored by auditing Individual invoices for accuracy and completeness	Y	S
HTH430/HQ	A	\$ 325,413	M	\$ 336,645	\$ -	11/4/2016	12/1/2016	11/30/2021	West Oahu Aggregate	Refuse Collection Services	Contracts are monitored by auditing Individual invoices for accuracy and completeness	Y	S
HTH430/HQ	A	\$ 475,000	M	Contract includes price lists for contracted goods and no maximum values.	Contract includes price lists for contracted goods and no maximum values.	5/1/2017	5/1/2017	4/30/2022	Sysco Hawaii, Inc. dba HFM Foodservice	Non perishable frozen foods	Contracts are monitored by auditing Individual invoices for accuracy and completeness	N	G
HTH430/HQ	A	\$ 350,000	M	Contract includes price lists for contracted goods and no maximum values.	Contract includes price lists for contracted goods and no maximum values.	5/1/2017	5/1/2017	4/30/2022	Palama Holdings LLC	Non perishable frozen foods	Contracts are monitored by auditing Individual invoices for accuracy and completeness	N	G
HTH430/HQ	A	\$ 1,400,000	M	Fee-for-service contracts include fee schedules for contracted services and no maximum values.	Fee-for-service contracts include fee schedules for contracted services and no maximum values.	2/28/2019	3/1/2020	2/28/2022	Correct Care of South Carolina LLC	Mental Health/Medical Services	Contracts are monitored by auditing Individual invoices for accuracy and completeness	Y	S
HTH430/HQ	A	\$ 190,002.00	M	\$ 304,004	\$ -	5/1/2018	5/1/2018	4/30/2022	Hawaiian Telcom	Telephone Maintenance	Contracts are monitored by auditing Individual invoices for accuracy and completeness	Y	S
HTH430/HQ	A	\$ 6,175,970	M	Fee-for-service contracts include fee schedules for contracted services and no maximum values.	Fee-for-service contracts include fee schedules for contracted services and no maximum values.	4/15/2015	2/1/2015	6/30/2021	Jackson & Coker Locum Tenens, LLC	Psychiatric Inpatient Services	Contracts are monitored by auditing Individual invoices for accuracy and completeness	Y	S
HTH430/HQ	A		M	Fee-for-service contracts include fee schedules for contracted services and no maximum values.	Fee-for-service contracts include fee schedules for contracted services and no maximum values.	10/26/2020	4/1/2020	12/28/2021	Jackson & Coker Locum Tenens, LLC	Psychiatric Inpatient Services	Contracts are monitored by auditing Individual invoices for accuracy and completeness	Y	S
HTH430/HQ	A	\$ 2,395,275	M	Fee-for-service contracts include fee schedules for contracted services and no maximum values.	Fee-for-service contracts include fee schedules for contracted services and no maximum values.	4/15/2015	2/1/2015	6/30/2021	GMS Medical Staffing Inc.	Psychiatric Inpatient Services	Contracts are monitored by auditing Individual invoices for accuracy and completeness	Y	S
HTH430/HQ	A	\$ 1,895,275	M	Fee-for-service contracts include fee schedules for contracted services and no maximum values.	Fee-for-service contracts include fee schedules for contracted services and no maximum values.	11/30/2018	12/1/2018	11/30/2021	GMS Medical Staffing Inc.	Agency Physician Services	Contracts are monitored by auditing Individual invoices for accuracy and completeness	Y	S
HTH430/HQ	A	\$ 44,914,499	M	Fee-for-service contracts include fee schedules for contracted services and no maximum values.	Fee-for-service contracts include fee schedules for contracted services and no maximum values.	6/28/2016	12/1/2015	11/30/2021	Sutter Health Pacific dba Kahi Mohala	Psychiatric Inpatient Services	Contracts are monitored by auditing Individual invoices for accuracy and completeness	Y	S
HTH 430/HQ	A		M	\$ 3,725,061		12/30/2020	1/1/2021	12/31/2021	Professional Security Consultants	Security Services	Contracts are monitored by auditing Individual invoices for accuracy and completeness	Y	S
HTH 430/HQ	A	\$ 304,451	M	\$ 304,451		9/27/2021	9/27/2021	6/30/2022	Go Energistics, LLC	Transition and Occupancy Planning Sevices	Contracts are monitored by auditing Individual invoices for accuracy and completeness	Y	S
HTH440	N	\$ 110,000.00	M	\$ 330,000	\$ 220,000	6/8/2021	7/1/2021	6/30/2022	University of Hawaii Center on the Family	Local Helpdesk Services to Support, Monitor, Maintain, and Enhance the Hawaii WITS system	Desk review	Y	S
HTH440	P	\$ 140,400.00	M	\$ 315,900	\$ 175,500	9/16/2021	9/30/2021	6/30/2022	University of Hawaii School of Social Work	Workforce Development Trainings for Providers, Clinicians and Cultural Practitioners on Cultural Connections to Behavioral Health Services in Response to Natural Disasters in Hawaii	Desk review	Y	S
HTH440	B	\$ 400,000.00	A	\$ 600,000	\$ 200,000	4/23/2019	10/1/2019	9/30/2022	Judiciary 1st Circuit, Driving While Impaired (DWI) Court Program	Coordinate implementation of the Judiciary 1st Circuit's Driving While Impaired (DWI) Court Program	Desk review	Y	S
HTH440	A	\$ -	M	\$ 750,000	\$ 750,000	9/30/2021	10/1/2021	9/30/2023	Action with Aloha LLC	Substance Use Disorder Continuum of Care Service Array for Adults and Adolescents	Year 1: Contract Orientation, Policies and Procedures, Clinical, Fiscal and Program Monitoring. Year 2: Clinical, Fiscal and Program Monitoring	Y	S
HTH440	P	\$ -	M	\$ 200,000	\$ 200,000	9/30/2021	10/1/2021	9/30/2023	Action with Aloha LLC	Substance Use Disorder Continuum of Care Service Array for Adults and Adolescents	Year 1: Contract Orientation, Policies and Procedures, Clinical, Fiscal and Program Monitoring. Year 2: Clinical, Fiscal and Program Monitoring	Y	S
HTH440	N	\$ 77,395	M	\$ 3,000,000	\$ 2,922,605	9/30/2021	10/1/2021	9/30/2023	Alcoholic Rehabilitation Services of Hawaii dba Hina Mauka	Substance Use Disorder Continuum of Care Service Array for Adults and Adolescents	Year 1: Contract Orientation, Policies and Procedures, Clinical, Fiscal and Program Monitoring. Year 2: Clinical, Fiscal and Program Monitoring	Y	S

Department of Health
Active Contracts as of December 1, 2021

Table 14

Prog ID	MOF	Amount	Frequency (M/A/O)	Max Value	Outstanding Balance	Date Executed	From	To	Entity	Contract Description	Explanation of how Contract is Monitored	POS Y/N	Category E/L/P/C/G/S/*
HTH440	P	\$ 57,815	M	\$ 1,500,000	\$ 1,442,185	9/30/2021	10/1/2021	9/30/2023	Alcoholic Rehabilitation Services of Hawaii dba Hina Mauka	Substance Use Disorder Continuum of Care Service Array for Adults and Adolescents	Year 1: Contract Orientation, Policies and Procedures, Clinical, Fiscal and Program Monitoring. Year 2: Clinical, Fiscal and Program Monitoring	Y	S
HTH440	N	\$ 32,850	M	\$ 500,000	\$ 467,150	10/1/2021	10/1/2021	9/30/2023	Aloha House, Inc.	Substance Use Disorder Continuum of Care Service Array for Adults and Adolescents	Year 1: Contract Orientation, Policies and Procedures, Clinical, Fiscal and Program Monitoring. Year 2: Clinical, Fiscal and Program Monitoring	Y	S
HTH440	P	\$ -	M	\$ 1,000,000	\$ 1,000,000	10/1/2021	10/1/2021	9/30/2023	Aloha House, Inc.	Substance Use Disorder Continuum of Care Service Array for Adults and Adolescents	Year 1: Contract Orientation, Policies and Procedures, Clinical, Fiscal and Program Monitoring. Year 2: Clinical, Fiscal and Program Monitoring	Y	S
HTH440	A	\$ -	M	\$ 3,360,000	\$ 3,360,000	10/1/2021	10/1/2021	9/30/2023	Big Island Substance Abuse Council	Substance Use Disorder Continuum of Care Service Array for Adults and Adolescents	Year 1: Contract Orientation, Policies and Procedures, Clinical, Fiscal and Program Monitoring. Year 2: Clinical, Fiscal and Program Monitoring	Y	S
HTH440	N	\$ -	M	\$ 275,000	\$ 275,000	10/1/2021	10/1/2021	9/30/2023	Big Island Substance Abuse Council	Substance Use Disorder Continuum of Care Service Array for Adults and Adolescents	Year 1: Contract Orientation, Policies and Procedures, Clinical, Fiscal and Program Monitoring. Year 2: Clinical, Fiscal and Program Monitoring	Y	S
HTH440	P	\$ -	M	\$ 1,865,000	\$ 1,865,000	10/1/2021	10/1/2021	9/30/2023	Big Island Substance Abuse Council	Substance Use Disorder Continuum of Care Service Array for Adults and Adolescents	Year 1: Contract Orientation, Policies and Procedures, Clinical, Fiscal and Program Monitoring. Year 2: Clinical, Fiscal and Program Monitoring	Y	S
HTH440	A	\$ -	M	\$ 200,000	\$ 200,000	10/18/2021	10/1/2021	9/30/2023	Bobby Benson Center	Substance Use Disorder Continuum of Care Service Array for Adults and Adolescents	Year 1: Contract Orientation, Policies and Procedures, Clinical, Fiscal and Program Monitoring. Year 2: Clinical, Fiscal and Program Monitoring	Y	S
HTH440	A	\$ -	M	\$ 900,000	\$ 900,000	9/29/2021	10/1/2021	9/30/2023	Bridge House, Inc.	Substance Use Disorder Continuum of Care Service Array for Adults and Adolescents	Year 1: Contract Orientation, Policies and Procedures, Clinical, Fiscal and Program Monitoring. Year 2: Clinical, Fiscal and Program Monitoring	Y	S
HTH440	P	\$ -	M	\$ 600,000	\$ 600,000	9/29/2021	10/1/2021	9/30/2023	Bridge House, Inc.	Substance Use Disorder Continuum of Care Service Array for Adults and Adolescents	Year 1: Contract Orientation, Policies and Procedures, Clinical, Fiscal and Program Monitoring. Year 2: Clinical, Fiscal and Program Monitoring	Y	S
HTH440	A	\$ -	M	\$ 500,000	\$ 500,000	9/29/2021	10/1/2021	9/30/2023	CARE Hawaii, Inc.	Substance Use Disorder Continuum of Care Service Array for Adults and Adolescents	Year 1: Contract Orientation, Policies and Procedures, Clinical, Fiscal and Program Monitoring. Year 2: Clinical, Fiscal and Program Monitoring	Y	S
HTH440	P	\$ -	M	\$ 500,000	\$ 500,000	9/29/2021	10/1/2021	9/30/2023	CARE Hawaii, Inc.	Substance Use Disorder Continuum of Care Service Array for Adults and Adolescents	Year 1: Contract Orientation, Policies and Procedures, Clinical, Fiscal and Program Monitoring. Year 2: Clinical, Fiscal and Program Monitoring	Y	S
HTH440	A	\$ -	M	\$ 500,000	\$ 500,000	10/21/2021	10/1/2021	9/30/2023	Child and Family Service	Substance Use Disorder Continuum of Care Service Array for Adults and Adolescents	Year 1: Contract Orientation, Policies and Procedures, Clinical, Fiscal and Program Monitoring. Year 2: Clinical, Fiscal and Program Monitoring	Y	S
HTH440	N	\$ -	M	\$ 177,600	\$ 177,600	10/21/2021	10/1/2021	9/30/2023	Child and Family Service	Substance Use Disorder Continuum of Care Service Array for Adults and Adolescents	Year 1: Contract Orientation, Policies and Procedures, Clinical, Fiscal and Program Monitoring. Year 2: Clinical, Fiscal and Program Monitoring	Y	S
HTH440	P	\$ -	M	\$ 322,400	\$ 322,400	10/21/2021	10/1/2021	9/30/2023	Child and Family Service	Substance Use Disorder Continuum of Care Service Array for Adults and Adolescents	Year 1: Contract Orientation, Policies and Procedures, Clinical, Fiscal and Program Monitoring. Year 2: Clinical, Fiscal and Program Monitoring	Y	S

Department of Health
Active Contracts as of December 1, 2021

Table 14

Prog ID	MOF	Amount	Frequency (M/A/O)	Max Value	Outstanding Balance	Date Executed	From	To	Entity	Contract Description	Explanation of how Contract is Monitored	POS Y/N	Category E/L/P/C/G/S/*
HTH440	A	\$ -	M	\$ 170,000	\$ 170,000	9/29/2021	10/1/2021	9/30/2023	Coalition for a Drug-Free Hawaii	Substance Use Disorder Continuum of Care Service Array for Adults and Adolescents	Year 1: Contract Orientation, Policies and Procedures, Clinical, Fiscal and Program Monitoring. Year 2: Clinical, Fiscal and Program Monitoring	Y	S
HTH440	A	\$ -	M	\$ 200,000	\$ 200,000	10/28/2021	10/1/2021	9/30/2023	Dynamic Healing Center	Substance Use Disorder Continuum of Care Service Array for Adults and Adolescents	Year 1: Contract Orientation, Policies and Procedures, Clinical, Fiscal and Program Monitoring. Year 2: Clinical, Fiscal and Program Monitoring	Y	S
HTH440	A	\$ -	M	\$ 500,000	\$ 500,000	9/29/2021	10/1/2021	9/30/2023	Hawaii Health and Harm Reduction Center	Substance Use Disorder Continuum of Care Service Array for Adults and Adolescents	Year 1: Contract Orientation, Policies and Procedures, Clinical, Fiscal and Program Monitoring. Year 2: Clinical, Fiscal and Program Monitoring	Y	S
HTH440	P	\$ -	M	\$ 500,000	\$ 500,000	9/29/2021	10/1/2021	9/30/2023	Hawaii Health and Harm Reduction Center	Substance Use Disorder Continuum of Care Service Array for Adults and Adolescents	Year 1: Contract Orientation, Policies and Procedures, Clinical, Fiscal and Program Monitoring. Year 2: Clinical, Fiscal and Program Monitoring	Y	S
HTH440	A	\$ -	M	\$ 500,000	\$ 500,000	11/4/2021	10/1/2021	9/30/2023	Hoomau Ke Ola	Substance Use Disorder Continuum of Care Service Array for Adults and Adolescents	Year 1: Contract Orientation, Policies and Procedures, Clinical, Fiscal and Program Monitoring. Year 2: Clinical, Fiscal and Program Monitoring	Y	S
HTH440	A	\$ -	M	\$ 100,000	\$ 100,000	10/20/2021	10/1/2021	9/30/2023	Hope Treatment Services	Substance Use Disorder Continuum of Care Service Array for Adults and Adolescents	Year 1: Contract Orientation, Policies and Procedures, Clinical, Fiscal and Program Monitoring. Year 2: Clinical, Fiscal and Program Monitoring	Y	S
HTH440	P	\$ -	M	\$ 100,000	\$ 100,000	10/20/2021	10/1/2021	9/30/2023	Hope Treatment Services	Substance Use Disorder Continuum of Care Service Array for Adults and Adolescents	Year 1: Contract Orientation, Policies and Procedures, Clinical, Fiscal and Program Monitoring. Year 2: Clinical, Fiscal and Program Monitoring	Y	S
HTH440	A	\$ -	M	\$ 100,000	\$ 100,000	9/29/2021	10/1/2021	9/30/2023	IHS, The Institute for Human Services, Inc.	Substance Use Disorder Continuum of Care Service Array for Adults and Adolescents	Year 1: Contract Orientation, Policies and Procedures, Clinical, Fiscal and Program Monitoring. Year 2: Clinical, Fiscal and Program Monitoring	Y	S
HTH440	P	\$ -	M	\$ 100,000	\$ 100,000	9/29/2021	10/1/2021	9/30/2023	IHS, The Institute for Human Services, Inc.	Substance Use Disorder Continuum of Care Service Array for Adults and Adolescents	Year 1: Contract Orientation, Policies and Procedures, Clinical, Fiscal and Program Monitoring. Year 2: Clinical, Fiscal and Program Monitoring	Y	S
HTH440	A	\$ -	M	\$ 200,000	\$ 200,000	10/1/2021	10/1/2021	9/30/2023	Integrated Health Hawaii	Substance Use Disorder Continuum of Care Service Array for Adults and Adolescents	Year 1: Contract Orientation, Policies and Procedures, Clinical, Fiscal and Program Monitoring. Year 2: Clinical, Fiscal and Program Monitoring	Y	S
HTH440	A	\$ -	M	\$ 1,380,000	\$ 1,380,000	10/21/2021	10/1/2021	9/30/2023	Ka Hale Pomaika'i	Substance Use Disorder Continuum of Care Service Array for Adults and Adolescents	Year 1: Contract Orientation, Policies and Procedures, Clinical, Fiscal and Program Monitoring. Year 2: Clinical, Fiscal and Program Monitoring	Y	S
HTH440	A	\$ -	M	\$ 350,000	\$ 350,000	10/18/2021	10/1/2021	9/30/2023	Kokua Support Services	Substance Use Disorder Continuum of Care Service Array for Adults and Adolescents	Year 1: Contract Orientation, Policies and Procedures, Clinical, Fiscal and Program Monitoring. Year 2: Clinical, Fiscal and Program Monitoring	Y	S
HTH440	A	\$ -	M	\$ 500,000	\$ 500,000	9/30/2021	10/1/2021	9/30/2023	Ku Aloha Ola Mau	Substance Use Disorder Continuum of Care Service Array for Adults and Adolescents	Year 1: Contract Orientation, Policies and Procedures, Clinical, Fiscal and Program Monitoring. Year 2: Clinical, Fiscal and Program Monitoring	Y	S
HTH440	P	\$ -	M	\$ 1,000,000	\$ 1,000,000	9/30/2021	10/1/2021	9/30/2023	Ku Aloha Ola Mau	Substance Use Disorder Continuum of Care Service Array for Adults and Adolescents	Year 1: Contract Orientation, Policies and Procedures, Clinical, Fiscal and Program Monitoring. Year 2: Clinical, Fiscal and Program Monitoring	Y	S

Department of Health
Active Contracts as of December 1, 2021

Table 14

Prog ID	MOF	Amount	Frequency (M/A/O)	Max Value	Outstanding Balance	Date Executed	From	To	Entity	Contract Description	Explanation of how Contract is Monitored	POS Y/N	Category E/L/P/C/G/S/*
HTH440	A	\$ -	M	\$ 200,000	\$ 200,000	11/4/2021	10/1/2021	9/30/2023	Makana O Ke Akua, Inc. dba Makana O Ke Akua	Substance Use Disorder Continuum of Care Service Array for Adults and Adolescents	Year 1: Contract Orientation, Policies and Procedures, Clinical, Fiscal and Program Monitoring. Year 2: Clinical, Fiscal and Program Monitoring	Y	S
HTH440	A	\$ 55,070	M	\$ 600,000	\$ 544,930	10/1/2021	10/1/2021	9/30/2023	Malama Na Makua A Keiki dba Malama Family Recovery Center	Substance Use Disorder Continuum of Care Service Array for Adults and Adolescents	Year 1: Contract Orientation, Policies and Procedures, Clinical, Fiscal and Program Monitoring. Year 2: Clinical, Fiscal and Program Monitoring	Y	S
HTH440	N	\$ -	M	\$ 600,000	\$ 600,000	10/1/2021	10/1/2021	9/30/2023	Malama Na Makua A Keiki dba Malama Family Recovery Center	Substance Use Disorder Continuum of Care Service Array for Adults and Adolescents	Year 1: Contract Orientation, Policies and Procedures, Clinical, Fiscal and Program Monitoring. Year 2: Clinical, Fiscal and Program Monitoring	Y	S
HTH440	P	\$ -	M	\$ 800,000	\$ 800,000	10/1/2021	10/1/2021	9/30/2023	Malama Na Makua A Keiki dba Malama Family Recovery Center	Substance Use Disorder Continuum of Care Service Array for Adults and Adolescents	Year 1: Contract Orientation, Policies and Procedures, Clinical, Fiscal and Program Monitoring. Year 2: Clinical, Fiscal and Program Monitoring	Y	S
HTH440	A	\$ 75,533	M	\$ 900,000	\$ 824,467	10/1/2021	10/1/2021	9/30/2023	Maui Youth and Family Services	Substance Use Disorder Continuum of Care Service Array for Adults and Adolescents	Year 1: Contract Orientation, Policies and Procedures, Clinical, Fiscal and Program Monitoring. Year 2: Clinical, Fiscal and Program Monitoring	Y	S
HTH440	A	\$ -	M	\$ 200,000	\$ 200,000	10/1/2021	10/1/2021	9/30/2023	Mental Health Kokua	Substance Use Disorder Continuum of Care Service Array for Adults and Adolescents	Year 1: Contract Orientation, Policies and Procedures, Clinical, Fiscal and Program Monitoring. Year 2: Clinical, Fiscal and Program Monitoring	Y	S
HTH440	A	\$ -	M	\$ 1,000,000	\$ 1,000,000	10/1/2021	10/1/2021	9/30/2023	North Shore Mental Health, Inc.	Substance Use Disorder Continuum of Care Service Array for Adults and Adolescents	Year 1: Contract Orientation, Policies and Procedures, Clinical, Fiscal and Program Monitoring. Year 2: Clinical, Fiscal and Program Monitoring	Y	S
HTH440	A	\$ -	M	\$ 1,056,000	\$ 1,056,000	10/20/2021	10/1/2021	9/30/2023	Ohana Makamae, Inc.	Substance Use Disorder Continuum of Care Service Array for Adults and Adolescents	Year 1: Contract Orientation, Policies and Procedures, Clinical, Fiscal and Program Monitoring. Year 2: Clinical, Fiscal and Program Monitoring	Y	S
HTH440	A	\$ -	M	\$ 540,000	\$ 540,000	11/4/2021	10/1/2021	9/30/2023	Oxford House, Inc.	Substance Use Disorder Continuum of Care Service Array for Adults and Adolescents	Year 1: Contract Orientation, Policies and Procedures, Clinical, Fiscal and Program Monitoring. Year 2: Clinical, Fiscal and Program Monitoring	Y	S
HTH440	A	\$ -	M	\$ 200,000	\$ 200,000	10/18/2021	10/1/2021	9/30/2023	Po'ailani Inc.	Substance Use Disorder Continuum of Care Service Array for Adults and Adolescents	Year 1: Contract Orientation, Policies and Procedures, Clinical, Fiscal and Program Monitoring. Year 2: Clinical, Fiscal and Program Monitoring	Y	S
HTH440	N	\$ -	M	\$ 155,000	\$ 155,000	10/18/2021	10/1/2021	9/30/2023	Po'ailani Inc.	Substance Use Disorder Continuum of Care Service Array for Adults and Adolescents	Year 1: Contract Orientation, Policies and Procedures, Clinical, Fiscal and Program Monitoring. Year 2: Clinical, Fiscal and Program Monitoring	Y	S
HTH440	P	\$ -	M	\$ 645,000	\$ 645,000	10/18/2021	10/1/2021	9/30/2023	Po'ailani Inc.	Substance Use Disorder Continuum of Care Service Array for Adults and Adolescents	Year 1: Contract Orientation, Policies and Procedures, Clinical, Fiscal and Program Monitoring. Year 2: Clinical, Fiscal and Program Monitoring	Y	S
HTH440	A	\$ -	M	\$ 400,000	\$ 400,000	10/29/2021	10/1/2021	9/30/2023	The Queen's Medical Center	Substance Use Disorder Continuum of Care Service Array for Adults and Adolescents	Year 1: Contract Orientation, Policies and Procedures, Clinical, Fiscal and Program Monitoring. Year 2: Clinical, Fiscal and Program Monitoring	Y	S
HTH440	P	\$ -	M	\$ 100,000	\$ 100,000	10/29/2021	10/1/2021	9/30/2023	The Queen's Medical Center	Substance Use Disorder Continuum of Care Service Array for Adults and Adolescents	Year 1: Contract Orientation, Policies and Procedures, Clinical, Fiscal and Program Monitoring. Year 2: Clinical, Fiscal and Program Monitoring	Y	S

Department of Health
Active Contracts as of December 1, 2021

Table 14

Prog ID	MOF	Amount	Frequency (M/A/O)	Max Value	Outstanding Balance	Date Executed	From	To	Entity	Contract Description	Explanation of how Contract is Monitored	POS Y/N	Category E/L/P/C/G/S/*
HTH440	P	\$ -	M	\$ 200,000	\$ 100,000	10/25/2021	10/1/2021	9/30/2023	Residential Youth Services and Empowerment dba RYSE	Substance Use Disorder Continuum of Care Service Array for Adults and Adolescents	Year 1: Contract Orientation, Policies and Procedures, Clinical, Fiscal and Program Monitoring. Year 2: Clinical, Fiscal and Program Monitoring	Y	S
HTH440	N	\$ -	M	\$ 1,800,000	\$ 1,800,000	10/25/2021	10/1/2021	9/30/2023	The Salvation Army dba The Salvation Army Addiction Treatment Services	Substance Use Disorder Continuum of Care Service Array for Adults and Adolescents	Year 1: Contract Orientation, Policies and Procedures, Clinical, Fiscal and Program Monitoring. Year 2: Clinical, Fiscal and Program Monitoring	Y	S
HTH440	P	\$ -	M	\$ 1,200,000	\$ 1,200,000	10/25/2021	10/1/2021	9/30/2023	The Salvation Army dba The Salvation Army Addiction Treatment Services	Substance Use Disorder Continuum of Care Service Array for Adults and Adolescents	Year 1: Contract Orientation, Policies and Procedures, Clinical, Fiscal and Program Monitoring. Year 2: Clinical, Fiscal and Program Monitoring	Y	S
HTH440	N	\$ 74,760	M	\$ 3,000,000	\$ 2,925,240	10/25/2021	10/1/2021	9/30/2023	The Salvation Army dba The Salvation Army Family Treatment Services	Substance Use Disorder Continuum of Care Service Array for Adults and Adolescents	Year 1: Contract Orientation, Policies and Procedures, Clinical, Fiscal and Program Monitoring. Year 2: Clinical, Fiscal and Program Monitoring	Y	S
HTH440	P	\$ -	M	\$ 1,000,000	\$ 1,000,000	10/25/2021	10/1/2021	9/30/2023	The Salvation Army dba The Salvation Army Family Treatment Services	Substance Use Disorder Continuum of Care Service Array for Adults and Adolescents	Year 1: Contract Orientation, Policies and Procedures, Clinical, Fiscal and Program Monitoring. Year 2: Clinical, Fiscal and Program Monitoring	Y	S
HTH440	A	\$ -	M	\$ 250,000	\$ 250,000	11/4/2021	10/1/2021	9/30/2023	United Self Help	Substance Use Disorder Continuum of Care Service Array for Adults and Adolescents	Year 1: Contract Orientation, Policies and Procedures, Clinical, Fiscal and Program Monitoring. Year 2: Clinical, Fiscal and Program Monitoring	Y	S
HTH440	A	\$ -	M	\$ 400,000	\$ 400,000	11/18/2021	10/1/2021	9/30/2023	Waianae District Comprehensive Health and Hospital Board dba Waianae Coast Comprehensive Health Center	Substance Use Disorder Continuum of Care Service Array for Adults and Adolescents	Year 1: Contract Orientation, Policies and Procedures, Clinical, Fiscal and Program Monitoring. Year 2: Clinical, Fiscal and Program Monitoring	Y	S
HTH440	A	\$ -	M	\$ 500,000	\$ 500,000	11/4/2021	10/1/2021	9/30/2023	Waikiki Health	Substance Use Disorder Continuum of Care Service Array for Adults and Adolescents	Year 1: Contract Orientation, Policies and Procedures, Clinical, Fiscal and Program Monitoring. Year 2: Clinical, Fiscal and Program Monitoring	Y	S
HTH440	A	\$ -	M	\$ 500,000	\$ 500,000	10/29/2021	10/1/2021	9/30/2023	Women in Need (WIN)	Substance Use Disorder Continuum of Care Service Array for Adults and Adolescents	Year 1: Contract Orientation, Policies and Procedures, Clinical, Fiscal and Program Monitoring. Year 2: Clinical, Fiscal and Program Monitoring	Y	S
HTH440	P	\$ -	M	\$ 500,000	\$ 500,000	10/29/2021	10/1/2021	9/30/2023	Women in Need (WIN)	Substance Use Disorder Continuum of Care Service Array for Adults and Adolescents	Year 1: Contract Orientation, Policies and Procedures, Clinical, Fiscal and Program Monitoring. Year 2: Clinical, Fiscal and Program Monitoring	Y	S
HTH440	A	\$ -	M	\$ 2,650,000	\$ 2,650,000	10/29/2021	10/1/2021	9/30/2023	Young Men's Christian Association of Honolulu dba YMCA of Honolulu	Substance Use Disorder Continuum of Care Service Array for Adults and Adolescents	Year 1: Contract Orientation, Policies and Procedures, Clinical, Fiscal and Program Monitoring. Year 2: Clinical, Fiscal and Program Monitoring	Y	S
HTH440	P	\$ -	M	\$ 350,000	\$ 350,000	10/29/2021	10/1/2021	9/30/2023	Young Men's Christian Association of Honolulu dba YMCA of Honolulu	Substance Use Disorder Continuum of Care Service Array for Adults and Adolescents	Year 1: Contract Orientation, Policies and Procedures, Clinical, Fiscal and Program Monitoring. Year 2: Clinical, Fiscal and Program Monitoring	Y	S
HTH440	P	\$ 96,000	M	\$ 272,000	\$ 176,000	6/7/2021	5/1/2021	9/29/2021	University of Hawaii	Hawaii State Opioid Response (SOR) Grant	Monthly progress reports-desk review	Y	S
HTH440	P	\$ -	M	\$ 119,000	\$ 119,000	6/23/2021	3/1/2021	9/30/2022	University of Hawaii	LEAD Evaluation	Monthly progress reports-desk review	Y	S
HTH440	P	\$ -	M	\$ 1,376,964	\$ 1,376,964	7/2/2019	10/1/2018	9/29/2022	University of Hawaii	Treatment Recovery Branch Program Evaluation and Data Collection	Monthly progress reports-desk review	Y	S
HTH440	A	\$ 3,000,000	M	\$ 3,000,000	\$ -	4/22/2020	10/1/2019	9/30/2022	University of Hawaii	HI CARES	Year 1: Contract Orientation, Policies and Procedures, Clinical, Fiscal and Program Monitoring. Year 2: Clinical, Fiscal and Program Monitoring	Y	S

Department of Health
Active Contracts as of December 1, 2021

Table 14

Prog ID	MOF	Amount	Frequency (M/A/O)	Max Value	Outstanding Balance	Date Executed	From	To	Entity	Contract Description	Explanation of how Contract is Monitored	POS Y/N	Category E/L/P/C/G/S/*
HTH440	N	\$ 3,000,000	M	\$ 3,000,000	\$ -	4/22/2020	10/1/2019	9/30/2022	University of Hawaii	HI CARES	Year 1: Contract Orientation, Policies and Procedures, Clinical, Fiscal and Program Monitoring. Year 2: Clinical, Fiscal and Program Monitoring	Y	S
HTH440	P	\$ 750,000	M	\$ 750,000	\$ -	4/22/2020	10/1/2019	9/30/2022	University of Hawaii	HI CARES	Year 1: Contract Orientation, Policies and Procedures, Clinical, Fiscal and Program Monitoring. Year 2: Clinical, Fiscal and Program Monitoring	Y	S
HTH440	P	\$ -	M	\$ 315,900	\$ 315,900	6/8/2021	1/4/2021	6/30/2022	University of Hawaii	Workforce development trainings for providers, clinicians, and cultural practitioners (DRS)	Year 1: Contract Orientation, Policies and Procedures, Clinical, Fiscal and Program Monitoring. Year 2: Clinical, Fiscal and Program Monitoring	Y	S
HTH440	A	\$ 100,800	M	\$ 230,000	\$ 129,200	2/3/2021	10/1/2020	9/30/2022	Salvation Army Family Intervention Services	Substance Use Prevention Services: Evidence-Based Program	Desk review	Y	S
HTH440	A	\$ 248,000	M	\$ 440,000	\$ 97,000	2/3/2021	10/1/2020	9/30/2022	Boys and Girls Club of Hawaii	Substance Use Prevention Services: Evidence-Based Program	Desk review	Y	S
HTH440	A	\$ 131,600	M	\$ 220,000	\$ 88,400	2/16/2021	10/1/2020	9/30/2022	Family Education Centers of Hawaii, Inc.	Substance Use Prevention Services: Innovative Intervention	Desk review	Y	S
HTH440	A	\$ 75,600	M	\$ 200,000	\$ 124,400	5/17/2021	10/1/2020	9/30/2022	University of Hawaii	Substance Use Prevention Services: Innovative Intervention	Desk review	Y	S
HTH440	N	\$ 772,400	M	\$ 1,120,000	\$ 347,600	12/30/2020	10/1/2020	9/30/2022	Alcoholic Rehabilitation Services of Hawaii dba Hina Mauka	Substance Use Prevention Services: Evidence-Based Program	Desk review	Y	S
HTH440	N	\$ -	M	\$ 250,000	\$ 250,000	12/3/2020	10/1/2020	9/30/2022	Coalition for a Drug-Free Hawaii	Substance Use Prevention Services: Evidence-Based Program	Desk review	Y	S
HTH440	N	\$ 500,000	M	\$ 1,000,000	\$ 500,000	2/3/2021	10/1/2020	9/30/2022	Alu Like, Inc.	Substance Use Prevention Services: Evidence-Based Program	Desk review	Y	S
HTH440	A	\$ 109,500	M	\$ 200,000	\$ 90,500	2/2/2021	10/1/2020	9/30/2022	Maui Family Support Services, Inc.	Substance Use Prevention Services: Evidence-Based Program	Desk review	Y	S
HTH440	N	\$ 411,800	M	\$ 1,100,000	\$ 688,200	2/3/2021	10/1/2020	9/30/2022	Child and Family Service	Substance Use Prevention Services: Evidence-Based Program	Desk review	Y	S
HTH440	N	\$ 237,000	M	\$ 406,200	\$ 169,200	1/6/2021	10/1/2020	9/30/2022	Maui Youth and Family Services	Substance Use Prevention Services: Evidence-Based Program	Desk review	Y	S
HTH440	A	\$ 13,800	M	\$ 13,800	\$ -	1/6/2021	10/1/2020	9/30/2022	Maui Youth and Family Services	Substance Use Prevention Services: Evidence-Based Program	Desk review	Y	S
HTH440	A	\$ 20,000	M	\$ 20,000	\$ -	1/9/2018	1/1/2018	6/30/2022	University of Hawaii	Services to Administer Hawaii School Health Survey	Desk review	Y	G
HTH440	N	\$ 422,746	M	\$ 1,160,000	\$ 737,254	1/9/2018	1/1/2018	6/30/2022	University of Hawaii	Services to Administer Hawaii School Health Survey	Desk review	Y	G
HTH440	P	\$ 162,500	M	\$ 450,000	\$ 287,500	5/20/2021	9/30/2020	9/26/2023	UH- SEOW	Services to enhance the State's substance abuse prevention system under the Strategic Partnership Framework.	Desk review	Y	S
HTH440	A	\$ 249,873	M	\$ 691,956	\$ 442,083	5/20/2021	9/30/2020	9/26/2023	UH- SEOW	Services to enhance the State's substance abuse prevention system under the Strategic Partnership Framework.	Desk review	Y	S
HTH440	A	\$ 387,491	M	\$ 614,000	\$ 226,509	10/24/2019	7/1/2019	6/30/2022	UH- SPF Eval	Provide evaluation services and support to the Strategic Partnership Framework	Desk review	Y	S
HTH440	P	\$ 188,561	M	\$ 313,635	\$ 125,074	10/11/2019	9/30/2019	9/29/2022	Parents & Children Together	Increase the capacity of community coalitions to mobilize to address underage drinking and related issues using the Strategic Prevention Framework.	Desk review	Y	S
HTH440	P	\$ 186,957	M	\$ 299,459	\$ 112,502	9/27/2019	9/30/2019	9/29/2022	Hawaii Public Health Institute dba The Coalition For a Tobacco-Free Hawaii/Healthy Communities Hawaii	Increase the capacity of community coalitions to mobilize to address underage drinking and related issues using the Strategic Prevention Framework.	Desk review	Y	S
HTH440	P	\$ 179,894	M	\$ 304,897	\$ 125,002	10/31/2019	9/30/2019	9/29/2022	Hawaii Partnership to Prevent Underage Drinking	Increase the capacity of community coalitions to mobilize to address underage drinking and related issues using the Strategic Prevention Framework.	Desk review	Y	S
HTH440	P	\$ 162,746	M	\$ 278,645	\$ 115,899	9/27/2019	9/30/2019	9/29/2022	Hawaii Public Health Institute dba The Coalition For a Tobacco-Free Hawaii/Healthy Communities Hawaii	Increase the capacity of community coalitions to mobilize to address underage drinking and related issues using the Strategic Prevention Framework.	Desk review	Y	S
HTH440	P	\$ 193,377	M	\$ 295,131	\$ 101,754	9/27/2019	9/30/2019	9/29/2022	Hawaii Public Health Institute dba The Coalition For a Tobacco-Free Hawaii/Healthy Communities Hawaii	Increase the capacity of community coalitions to mobilize to address underage drinking and related issues using the Strategic Prevention Framework.	Desk review	Y	S

Department of Health
Active Contracts as of December 1, 2021

Table 14

Prog ID	MOF	Amount	Frequency (M/A/O)	Max Value	Outstanding Balance	Date Executed	From	To	Entity	Contract Description	Explanation of How Contract is Monitored	POS Y/N	Category E/L/P/C/G/S/*
HTH440	P	\$ 200,680	M	\$ 299,986	\$ 99,306	10/21/2019	9/30/2019	9/29/2022	Maui Youth & Family	Increase the capacity of community-based organizations to mobilize to address underage drinking and related issues using the Strategic Prevention Framework.	Desk review	Y	S
HTH440	P	\$ 164,500	M	\$ 244,500	\$ 80,000	12/10/2019	9/30/2019	9/29/2022	Boys & Girls Club Hilo	Increase the capacity of community-based organizations to mobilize to address underage drinking and related issues using the Strategic Prevention Framework.	Desk review	Y	S
HTH440	P	\$ 158,441	M	\$ 238,441	\$ 80,000	12/10/2019	9/30/2019	9/29/2022	Boys & Girls Club Keaau	Increase the capacity of community-based organizations to mobilize to address underage drinking and related issues using the Strategic Prevention Framework.	Desk review	Y	S
HTH440	P	\$ 171,249	M	\$ 281,249	\$ 110,000	12/10/2019	9/30/2019	9/29/2022	Boys & Girls Club Kealahou	Increase the capacity of community-based organizations to mobilize to address underage drinking and related issues using the Strategic Prevention Framework.	Desk review	Y	S
HTH440	P	\$ 91,226	M	\$ 179,804	\$ 88,578	10/22/2019	9/30/2019	9/29/2022	Maui Family Support Services	Increase the capacity of community-based organizations to mobilize to address underage drinking and related issues using the Strategic Prevention Framework.	Desk review	Y	S
HTH440	A	\$ 291,130	M	\$ 525,499	\$ 234,369	2/11/2020	8/1/2019	7/31/2022	University of Hawaii	Technical Assistance Services to Local Police Departments	Desk review	Y	S
HTH440	N	\$ 113,727	M	\$ 210,000	\$ 96,273	9/28/2020	8/1/2020	7/31/2022	University of Hawaii	Services to Conduct the Federally Required Synar Amendment	Desk review	Y	S
HTH440	A	\$ -	M	\$ 60,000	\$ 60,000	2/11/2021	1/1/2021	8/31/2022	City & County of Honolulu; Honolulu Police Department	Enforcement of State Law Prohibiting Tobacco Sales to Minors	Desk review	Y	S
HTH440	P	\$ -	M	\$ 494,524	\$ 494,524	9/17/2021	9/30/2021	9/29/2022	University of Hawaii	Conducting Tobacco Inspections on Behalf of the Food and Drug Administration	Desk review	Y	S
HTH440	A	\$ -	M	\$ 11,000	\$ 11,000	5/4/2021	9/1/2021	8/31/2022	County of Maui	Enforcement of State Law Prohibiting Tobacco Sales to Minors	Desk review	Y	S
HTH440	A	\$ -	M	\$ 11,000	\$ 11,000	7/15/2021	9/1/2021	8/31/2022	County of Kauai	Enforcement of State Law Prohibiting Tobacco Sales to Minors	Desk review	Y	S
HTH440	A	\$ -	M	\$ 16,000	\$ 16,000	7/7/2021	9/1/2021	8/31/2022	County of Hawaii	Enforcement of State Law Prohibiting Tobacco Sales to Minors	Desk review	Y	S
HTH440		\$ -	M	\$ 1,427,040	\$ 1,427,040		6/28/2021	12/30/2022	University of Hawaii	State Plan	Desk review	Y	S
HTH440		\$ 545,166	M	\$ 1,392,515	\$ 847,349	6/29/2021	6/30/2021	12/31/2022	University of Hawaii	Fellowship	Desk review	Y	S
HTH440		\$ 28,000	A	\$ 28,000	\$ -	11/10/2021	7/1/2021	6/30/2022	Hawaii Information Consortium, LLC	Provide support for ongoing general maintenance and operation for the period 07/01/2020 to 06/30/2022.	Desk review	Y	S
HTH460	A/N/P	\$ 4,863,820	M	Cost Reimbursement, Value Varies Annually	N/A	8/1/2015	8/1/2015	1/27/2022	ASO Log No. 16-053 Child Family Service	Family Support Service Statewide	Annual Review by CAMHD Program Monitor and Annual Fiscal Monitor	Y	S
HTH460	A/B	\$ 4,066,568	M	Cost Reimbursement, Value Varies Annually	N/A	10/1/2015	10/1/2015	12/27/2021	ASO Log No. 16-065 Child Family Service	MultiSystemic Therapy Hawaii	Annual Review by CAMHD Program Monitor and Annual Fiscal Monitor	Y	S
HTH460	A/B	\$ 6,265,143	M	Cost Reimbursement, Value Varies Annually	N/A	10/1/2015	10/1/2015	12/27/2021	ASO Log No. 16-066 Parents and Children Together	MultiSystemic Therapy Oahu	Annual Review by CAMHD Program Monitor and Annual Fiscal Monitor	Y	S
HTH460	A/B	\$ 1,958,798	M	Cost Reimbursement, Value Varies Annually	N/A	10/1/2015	10/1/2015	12/27/2021	ASO Log No. 16-067 Parents and Children Together	MultiSystemic Therapy Kauai	Annual Review by CAMHD Program Monitor and Annual Fiscal Monitor	Y	S
HTH460	A/B	\$ 3,945,213	M	Cost Reimbursement, Value Varies Annually	N/A	10/1/2015	10/1/2015	12/27/2021	ASO Log No. 16-068 Parents and Children Together	MultiSystemic Therapy Maui	Annual Review by CAMHD Program Monitor and Annual Fiscal Monitor	Y	S
HTH460	A	\$ 27,619	M	Fee Schedule, No Maximum Value	N/A	1/1/2017	1/1/2017	9/30/2022	17-125 Empico dba Jani-King	Janitorial Service Maui	Annual Desk Audit	Y	S
HTH460	A/B/N	\$ 453,321	M	Fee Schedule, No Maximum Value	N/A	3/16/2017	3/16/2017	2/28/2023	ASO Log No. 17-178 Hawaii Youth Services Network	HISYNC Statewide	Annual Desk Audit	Y	S
HTH460	A/N	\$ 389,221	M	Fee Schedule, No Maximum Value	N/A	4/1/2017	4/1/2017	3/31/2023	ASO Log No. 17-153 Zoom Video Communications, Inc.	Video/Teleconferencing Statewide	Annual Desk Audit	Y	S
HTH460	A	\$ 19,177	M	Fee Schedule, No Maximum Value	N/A	7/1/2017	7/1/2017	6/30/2023	ASO Log No. 18-043 Empico dba Jani-King	Janitorial Service Oahu	Annual Desk Audit	Y	S
HTH460	A/B	\$ 804,597	M	Fee Schedule, No Maximum Value	N/A	7/29/2017	7/29/2017	6/30/2023	ASO Log No. 18-136 Care Youth Corporation dba Falcon Ridge	Community Based Residential Mainland Placement	Annual Desk Audit	Y	S
HTH460	A/B	\$ 1,530,641	M	Fee Schedule, No Maximum Value	N/A	8/1/2017	8/1/2017	6/30/2023	ASO Log No 18-154 Detroit Behavioral Institute dba Capstone Academy	Community Based Residential Mainland Placement	Annual Desk Audit	Y	S
HTH460	A/B	\$ 553,033	M	Fee Schedule, No Maximum Value	N/A	8/3/2017	8/3/2017	6/30/2023	ASO Log No 18-137 Habitatation Center LLC, dba Millcreek of Arkansas	Community Based Residential Mainland Placement	Annual Desk Audit	Y	S
HTH460	A	\$ 28,332	M	Fee Schedule, No Maximum Value	N/A	9/1/2017	9/1/2017	6/30/2023	ASO Log No. 18-047 Fileminders of Hawaii	Document Storage Oahu	Annual Desk Audit	Y	S
HTH460	A/B	\$ 407,540	M	Fee Schedule, No Maximum Value	N/A	11/1/2017	11/1/2017	6/30/2023	ASO Log No 18-161 Kids Behavioral Health of Utah, dba Copper Hills Youth Center	Community Based Residential Mainland Placement	Annual Desk Audit	Y	S

Department of Health
Active Contracts as of December 1, 2021

Table 14

Prog ID	MOF	Amount	Frequency (M/A/O)	Max Value	Outstanding Balance	Date Executed	From	To	Entity	Contract Description	Explanation of How Contract is Monitored	POS Y/N	Category E/L/P/C/G/S/*
HTH460	A/B	\$ 89,559	M	Fee Schedule, No Maximum Value	N/A	11/1/2017	11/1/2017	6/30/2023	ASO Log No 18-173 RTC Resource Acq. Corporation dba Resource Treatment Center	Community Based Residential Mainland Placement	Annual Desk Audit	Y	S
HTH460	A/B	\$ 806,598	M	Cost Reimbursement, Value Varies Annually	N/A	12/1/2017	12/1/2017	12/27/2021	ASO Log No. 18-172 Parents and Children Together	MultiSystemic Therapy Statewide	Annual Review by CAMHD Program Monitor and Annual Fiscal Monitor	Y	S
HTH460	A/B	\$ 268,859	M	Fee Schedule, No Maximum Value	N/A	3/16/2018	3/16/2018	2/28/2024	ASO Log No 18-208 Piney Ridge Treatment Center, LLC	Community Based Residential Mainland Placement	Annual Desk Audit	Y	S
HTH460	A	\$ 20,002	M	Fee Schedule, No Maximum Value	N/A	6/24/2018	6/24/2018	6/30/2024	ASO Log No 19-139 Micro-Imaging Hawaii	Document Storage Hawaii	Annual Desk Audit	Y	S
HTH460	A/B	\$ 6,838,224	M	Cost Reimbursement, Value Varies Annually	N/A	7/1/2018	7/1/2018	6/30/2024	ASO Log No. 19-033 Benchmark Behavioral Health System, Inc.	Community Based Residential I Statewide	Annual Review by CAMHD Program Monitor and Annual Fiscal Monitor	Y	S
HTH460	A/B	\$ 4,330,167	M	Cost Reimbursement, Value Varies Annually	N/A	7/1/2018	7/1/2018	6/30/2024	ASO Log No 19-034 Catholic Charities Hawaii	Community Based Residential II Statewide	Annual Review by CAMHD Program Monitor and Annual Fiscal Monitor	Y	S
HTH460	A/B	\$ 936,306	M	Fee Schedule, No Maximum Value	N/A	7/1/2018	7/1/2018	6/30/2024	ASO Log No 19-035 Catholic Charities Hawaii	Transitional Family Home Oahu	Annual Review by CAMHD Program Monitor and Annual Fiscal Monitor	Y	S
HTH460	A/B	\$ 3,332,810	M	Fee Schedule, No Maximum Value	N/A	7/1/2018	7/1/2018	6/30/2024	ASO Log No 19-036 Catholic Charities Hawaii	Transitional Family Home Hawaii	Annual Review by CAMHD Program Monitor and Annual Fiscal Monitor	Y	S
HTH460	A/B	\$ 12,229,479	M	Fee Schedule, No Maximum Value	N/A	7/1/2018	7/1/2018	6/30/2024	ASO Log No 19-037 Sutter Health Pacific dba Kahi Mohala	Hospital Based Residential Statewide	Annual Review by CAMHD Program Monitor and Annual Fiscal Monitor	Y	S
HTH460	A/B	\$ 206,309	M	Cost Reimbursement, Value Varies Annually	N/A	7/1/2018	7/1/2018	6/30/2024	ASO Log No 19-038 Hale Opio Kauai, Inc..	Therapeutic Crisis Home Kauai	Annual Review by CAMHD Program Monitor and Annual Fiscal Monitor	Y	S
HTH460	A/B	\$ 1,452,142	M	Fee Schedule, No Maximum Value	N/A	7/1/2018	7/1/2018	6/30/2024	ASO Log No 19-039 Hale Opio Kauai, Inc..	Transitional Family Home Kauai	Annual Review by CAMHD Program Monitor and Annual Fiscal Monitor	Y	S
HTH460	A/B	\$ 124,647	M	Cost Reimbursement, Value Varies Annually	N/A	7/1/2018	7/1/2018	6/30/2024	ASO Log No 19-040 Waianae Coast Community Mental Health Center, Inc.	Therapeutic Crisis Home West Oahu	Annual Review by CAMHD Program Monitor and Annual Fiscal Monitor	Y	S
HTH460	A/B	\$ 2,233,654	M	Fee Schedule, No Maximum Value	N/A	7/1/2018	7/1/2018	6/30/2024	ASO Log No 19-041 Waianae Coast Community Mental Health Center, Inc.	Transitional Family Home Leeward Oahu	Annual Review by CAMHD Program Monitor and Annual Fiscal Monitor	Y	S
HTH460	A/B	\$ 1,169,250	M	Cost Reimbursement, Value Varies Annually	N/A	7/1/2018	7/1/2018	6/30/2024	ASO Log No 19-042 Maui Youth and Family Services, Inc.	Therapeutic Crisis Home Maui	Annual Review by CAMHD Program Monitor and Annual Fiscal Monitor	Y	S
HTH460	A/B	\$ 66,787	M	Fee Schedule, No Maximum Value	N/A	7/1/2018	7/1/2018	6/30/2024	ASO Log No 19-043 Maui Youth and Family Services, Inc.	Transitional Family Home Maui	Annual Review by CAMHD Program Monitor and Annual Fiscal Monitor	Y	S
HTH460	A/B	\$ 529,721	M	Cost Reimbursement, Value Varies Annually	N/A	7/1/2018	7/1/2018	6/30/2024	ASO Log No 19-044 Child and Family Service	Therapeutic Crisis Home East Hawaii	Annual Review by CAMHD Program Monitor and Annual Fiscal Monitor	Y	S
HTH460	A/B	\$ 647,344	M	Cost Reimbursement, Value Varies Annually	N/A	7/1/2018	7/1/2018	6/30/2024	ASO Log No 19-045 Child and Family Service	Therapeutic Crisis Home West Hawaii	Annual Review by CAMHD Program Monitor and Annual Fiscal Monitor	Y	S
HTH460	A/B	\$ 37,769	M	Fee Schedule, No Maximum Value	N/A	7/1/2018	7/1/2018	6/30/2024	ASO Log No 19-046 Hawaii Behavioral Health, LLC	Transitional Family Home Oahu	Annual Review by CAMHD Program Monitor and Annual Fiscal Monitor	Y	S
HTH460	A/B	\$ 203,585	M	Fee Schedule, No Maximum Value	N/A	7/1/2018	7/1/2018	6/30/2024	ASO Log No 19-047 Hawaii Behavioral Health, LLC	Transitional Family Home Kauai	Annual Review by CAMHD Program Monitor and Annual Fiscal Monitor	Y	S
HTH460	A/B	\$ -	M	Fee Schedule, No Maximum Value	N/A	7/1/2018	7/1/2018	6/30/2024	ASO Log No 19-048 Hawaii Behavioral Health, LLC	Transitional Family Home Maui	Annual Review by CAMHD Program Monitor and Annual Fiscal Monitor	Y	S
HTH460	A/B	\$ 1,393,906	M	Fee Schedule, No Maximum Value	N/A	7/1/2018	7/1/2018	6/30/2024	ASO Log No 19-049 Hawaii Behavioral Health, LLC	Transitional Family Home Hawaii	Annual Review by CAMHD Program Monitor and Annual Fiscal Monitor	Y	S
HTH460	A/B	\$ 1,153,162	M	Fee Schedule, No Maximum Value	N/A	7/1/2018	7/1/2018	6/30/2024	ASO Log No. 19-050 Hale Kipa, Inc	Transitional Family Home Oahu	Annual Review by CAMHD Program Monitor and Annual Fiscal Monitor	Y	S
HTH460	A/B	\$ 372,947	M	Fee Schedule, No Maximum Value	N/A	7/1/2018	7/1/2018	6/30/2024	ASO Log No. 19-051 Hale Kipa, Inc	Transitional Family Home Hawaii	Annual Review by CAMHD Program Monitor and Annual Fiscal Monitor	Y	S
HTH460	A/B	\$ 1,877,598	M	Fee Schedule, No Maximum Value	N/A	7/1/2018	7/1/2018	6/30/2024	ASO Log No. 19-052 Child and Family Service	Transitional Family Home West Hawaii	Annual Review by CAMHD Program Monitor and Annual Fiscal Monitor	Y	S
HTH460	A/B	\$ 8,050,423	M	Fee Schedule, No Maximum Value	N/A	7/1/2018	7/1/2018	6/30/2024	ASO Log No 19-053 Bobby Benson Center	Community Based Residential III Statewide	Annual Review by CAMHD Program Monitor and Annual Fiscal Monitor	Y	S
HTH460	A/B	\$ 1,699,092	M	Fee Schedule, No Maximum Value	N/A	7/1/2018	7/1/2018	6/30/2024	ASO Log No 19-055 Salvation Army	Community Based Residential III Statewide	Annual Review by CAMHD Program Monitor and Annual Fiscal Monitor	Y	S
HTH460	A/B	\$ 17,533	M	Fee Schedule, No Maximum Value	N/A	7/1/2018	7/1/2018	6/30/2024	ASO Log No 19-071 Catholic Charities Hawaii	Transitional Support Services Statewide	Annual Desk Audit	Y	S
HTH460	A/B	\$ -	M	Fee Schedule, No Maximum Value	N/A	7/1/2018	7/1/2018	6/30/2024	ASO Log No 19-072 Benchmark Behavioral Health System, Inc	Transitional Support Services Statewide	Annual Desk Audit	Y	S
HTH460	A/B	\$ 53,106	M	Fee Schedule, No Maximum Value	N/A	7/1/2018	7/1/2018	6/30/2024	ASO Log No 19-074 Maui Youth and Family Services, Inc	Intensive Independent Living Skills Maui	Annual Review by CAMHD Program Monitor and Annual Fiscal Monitor	Y	S
HTH460	A/B	\$ 596,143	M	Fee Schedule, No Maximum Value	N/A	7/1/2018	7/1/2018	6/30/2024	ASO Log No 19-075 Catholic Charities Hawaii	Intensive In-Home Therapy Central Oahu	Annual Review by CAMHD Program Monitor and Annual Fiscal Monitor	Y	S
HTH460	A/B	\$ 454,164	M	Fee Schedule, No Maximum Value	N/A	7/1/2018	7/1/2018	6/30/2024	ASO Log No 19-076 Catholic Charities Hawaii	Intensive In-Home Therapy Honolulu	Annual Review by CAMHD Program Monitor and Annual Fiscal Monitor	Y	S
HTH460	A/B	\$ 959,697	M	Fee Schedule, No Maximum Value	N/A	7/1/2018	7/1/2018	6/30/2024	ASO Log No 19-077 Catholic Charities Hawaii	Intensive In-Home Therapy Leeward Oahu	Annual Review by CAMHD Program Monitor and Annual Fiscal Monitor	Y	S
HTH460	A/B	\$ 177,356	M	Fee Schedule, No Maximum Value	N/A	7/1/2018	7/1/2018	6/30/2024	ASO Log No 19-078 Hale Opio Kauai, Inc	Intensive In-Home Therapy Kauai	Annual Review by CAMHD Program Monitor and Annual Fiscal Monitor	Y	S

Department of Health
Active Contracts as of December 1, 2021

Table 14

Prog ID	MOF	Amount	Frequency (M/A/O)	Max Value	Outstanding Balance	Date Executed	From	To	Entity	Contract Description	Explanation of How Contract is Monitored	POS Y/N	Category E/L/P/C/G/S/*
HTH460	A/B	\$ 32,368	M	Fee Schedule, No Maximum Value	N/A	7/1/2018	7/1/2018	6/30/2024	ASO Log No 19-079 Hale Opiu Kauai, Inc	Intensive Independent Living Skills Kauai	Annual Review by CAMHD Program Monitor and Annual Fiscal Monitor	Y	S
HTH460	A/B	\$ 42,866	M	Fee Schedule, No Maximum Value	N/A	7/1/2018	7/1/2018	6/30/2024	ASO Log No 19-080 The Alcoholic Rehabilitation Service of Hawaii dba Hina Mauka	Intensive In-Home Therapy Central Oahu	Annual Review by CAMHD Program Monitor and Annual Fiscal Monitor	Y	S
HTH460	A/B	24,463.95	M	Fee Schedule, No Maximum Value	N/A	7/1/2018	7/1/2018	6/30/2024	ASO Log No 19-081 The Alcoholic Rehabilitation Service of Hawaii dba Hina Mauka	Intensive In-Home Therapy Honolulu	Annual Review by CAMHD Program Monitor and Annual Fiscal Monitor	Y	S
HTH460	A/B	\$ 1,775,088	M	Fee Schedule, No Maximum Value	N/A	7/1/2018	7/1/2018	6/30/2024	ASO Log No 19-082 Hale Kipa, Inc	Intensive In-Home Therapy Central Oahu	Annual Review by CAMHD Program Monitor and Annual Fiscal Monitor	Y	S
HTH460	A/B	\$ 383,935	M	Fee Schedule, No Maximum Value	N/A	7/1/2018	7/1/2018	6/30/2024	ASO Log No 19-083 Hale Kipa, Inc	Intensive In-Home Therapy Leeward Oahu	Annual Review by CAMHD Program Monitor and Annual Fiscal Monitor	Y	S
HTH460	A/B	\$ 245,694	M	Fee Schedule, No Maximum Value	N/A	7/1/2018	7/1/2018	6/30/2024	ASO Log No 19-084 Hale Kipa, Inc	Intensive In-Home Therapy Honolulu	Annual Review by CAMHD Program Monitor and Annual Fiscal Monitor	Y	S
HTH460	A/B	\$ 1,770,263	M	Fee Schedule, No Maximum Value	N/A	7/1/2018	7/1/2018	6/30/2024	ASO Log No 19-085 Hale Kipa, Inc	Intensive In-Home Therapy East Hawaii	Annual Review by CAMHD Program Monitor and Annual Fiscal Monitor	Y	S
HTH460	A/B	\$ 279,762	M	Fee Schedule, No Maximum Value	N/A	7/1/2018	7/1/2018	6/30/2024	ASO Log No 19-086 Hale Kipa, Inc	Intensive In-Home Therapy West Hawaii	Annual Review by CAMHD Program Monitor and Annual Fiscal Monitor	Y	S
HTH460	A/B	\$ 284,639	M	Fee Schedule, No Maximum Value	N/A	7/1/2018	7/1/2018	6/30/2024	ASO Log No 19-087 Hale Kipa, Inc	Intensive In-Home Therapy Kauai	Annual Review by CAMHD Program Monitor and Annual Fiscal Monitor	Y	S
HTH460	A/B	\$ 26,250	M	Fee Schedule, No Maximum Value	N/A	7/1/2018	7/1/2018	6/30/2024	ASO Log No 19-088 Hale Kipa, Inc	Intensive Independent Living Skills Honolulu	Annual Review by CAMHD Program Monitor and Annual Fiscal Monitor	Y	S
HTH460	A/B	\$ 75,585	M	Fee Schedule, No Maximum Value	N/A	7/1/2018	7/1/2018	6/30/2024	ASO Log No 19-089 Hale Kipa, Inc	Intensive Independent Living Skills Hawaii	Annual Review by CAMHD Program Monitor and Annual Fiscal Monitor	Y	S
HTH460	A/B	\$ -	M	Fee Schedule, No Maximum Value	N/A	7/1/2018	7/1/2018	6/30/2024	ASO Log No 19-090 Hale Kipa, Inc	Intensive Independent Living Skills Kauai	Annual Review by CAMHD Program Monitor and Annual Fiscal Monitor	Y	S
HTH460	A/B	\$ 246,233	M	Fee Schedule, No Maximum Value	N/A	7/1/2018	7/1/2018	6/30/2024	ASO Log No 19-091 Alakai Na Keiki, Inc	Intensive In-Home Therapy Central Oahu	Annual Review by CAMHD Program Monitor and Annual Fiscal Monitor	Y	S
HTH460	A/B	\$ 274,658	M	Fee Schedule, No Maximum Value	N/A	7/1/2018	7/1/2018	6/30/2024	ASO Log No 19-092 Alakai Na Keiki, Inc	Intensive In-Home Therapy Honolulu	Annual Review by CAMHD Program Monitor and Annual Fiscal Monitor	Y	S
HTH460	A/B	\$ 321,316	M	Fee Schedule, No Maximum Value	N/A	7/1/2018	7/1/2018	6/30/2024	ASO Log No 19-093 Alakai Na Keiki, Inc	Intensive In-Home Therapy Leeward Oahu	Annual Review by CAMHD Program Monitor and Annual Fiscal Monitor	Y	S
HTH460	A/B	\$ 380,584	M	Fee Schedule, No Maximum Value	N/A	7/1/2018	7/1/2018	6/30/2024	ASO Log No 19-094 Wai'anae Coast Community Mental Health Center, Inc.	Intensive In-Home Therapy Leeward Oahu	Annual Review by CAMHD Program Monitor and Annual Fiscal Monitor	Y	S
HTH460	A/B	\$ 350,682	M	Fee Schedule, No Maximum Value	N/A	7/1/2018	7/1/2018	6/30/2024	ASO Log No 19-095 Wai'anae Coast Community Mental Health Center, Inc.	Intensive In-Home Therapy East Hawaii	Annual Review by CAMHD Program Monitor and Annual Fiscal Monitor	Y	S
HTH460	A/B	\$ 459	M	Fee Schedule, No Maximum Value	N/A	7/1/2018	7/1/2018	6/30/2024	ASO Log No 19-096 Wai'anae Coast Community Mental Health Center, Inc.	Intensive Independent Living Skills Honolulu	Annual Review by CAMHD Program Monitor and Annual Fiscal Monitor	Y	S
HTH460	A/B	\$ -	M	Fee Schedule, No Maximum Value	N/A	7/1/2018	7/1/2018	6/30/2024	ASO Log No 19-097 Wai'anae Coast Community Mental Health Center, Inc.	Intensive Independent Living Skills Hawaii	Annual Review by CAMHD Program Monitor and Annual Fiscal Monitor	Y	S
HTH460	A/B	\$ 44,902	M	Fee Schedule, No Maximum Value	N/A	7/1/2018	7/1/2018	6/30/2024	ASO Log No 19-098 Sutter Behavioral Health, Inc. dba Kahi Mohala	Intensive Outpatient Hospital Service Oahu	Annual Review by CAMHD Program Monitor and Annual Fiscal Monitor	Y	S
HTH460	A/B	\$ 1,135,726	M	Fee Schedule, No Maximum Value	N/A	7/1/2018	7/1/2018	6/30/2024	ASO Log No 19-099 Hawaii Behavioral Health, LLC	Intensive In-Home Therapy Central Oahu	Annual Review by CAMHD Program Monitor and Annual Fiscal Monitor	Y	S
HTH460	A/B	\$ 424,101	M	Fee Schedule, No Maximum Value	N/A	7/1/2018	7/1/2018	6/30/2024	ASO Log No 19-100 Hawaii Behavioral Health, LLC	Intensive In-Home Therapy Leeward Oahu	Annual Review by CAMHD Program Monitor and Annual Fiscal Monitor	Y	S
HTH460	A/B	\$ 730,779	M	Fee Schedule, No Maximum Value	N/A	7/1/2018	7/1/2018	6/30/2024	ASO Log No 19-101 Hawaii Behavioral Health, LLC	Intensive In-Home Therapy Honolulu	Annual Review by CAMHD Program Monitor and Annual Fiscal Monitor	Y	S
HTH460	A/B	\$ 1,151,376	M	Fee Schedule, No Maximum Value	N/A	7/1/2018	7/1/2018	6/30/2024	ASO Log No 19-102 Hawaii Behavioral Health, LLC	Intensive In-Home Therapy East Hawaii	Annual Review by CAMHD Program Monitor and Annual Fiscal Monitor	Y	S
HTH460	A/B	\$ 424,808	M	Fee Schedule, No Maximum Value	N/A	7/1/2018	7/1/2018	6/30/2024	ASO Log No 19-103 Hawaii Behavioral Health, LLC	Intensive In-Home Therapy West Hawaii	Annual Review by CAMHD Program Monitor and Annual Fiscal Monitor	Y	S
HTH460	A/B	\$ 112,948	M	Fee Schedule, No Maximum Value	N/A	7/1/2018	7/1/2018	6/30/2024	ASO Log No 19-104 Hawaii Behavioral Health, LLC	Intensive In-Home Therapy Kauai	Annual Review by CAMHD Program Monitor and Annual Fiscal Monitor	Y	S
HTH460	A/B	\$ 654,624	M	Fee Schedule, No Maximum Value	N/A	7/1/2018	7/1/2018	6/30/2024	ASO Log No 19-105 Hawaii Behavioral Health, LLC	Intensive In-Home Therapy Maui	Annual Review by CAMHD Program Monitor and Annual Fiscal Monitor	Y	S
HTH460	A/B	\$ 7,197	M	Fee Schedule, No Maximum Value	N/A	7/1/2018	7/1/2018	6/30/2024	ASO Log No 19-106 Hawaii Behavioral Health, LLC	Intensive Independent Living Skills Honolulu	Annual Review by CAMHD Program Monitor and Annual Fiscal Monitor	Y	S
HTH460	A/B	\$ 15,703	M	Fee Schedule, No Maximum Value	N/A	7/1/2018	7/1/2018	6/30/2024	ASO Log No 19-107 Hawaii Behavioral Health, LLC	Intensive Independent Living Skills Hawaii	Annual Review by CAMHD Program Monitor and Annual Fiscal Monitor	Y	S
HTH460	A/B	\$ -	M	Fee Schedule, No Maximum Value	N/A	7/1/2018	7/1/2018	6/30/2024	ASO Log No 19-108 Hawaii Behavioral Health, LLC	Intensive Independent Living Skills Kauai	Annual Review by CAMHD Program Monitor and Annual Fiscal Monitor	Y	S
HTH460	A/B	\$ -	M	Fee Schedule, No Maximum Value	N/A	7/1/2018	7/1/2018	6/30/2024	ASO Log No 19-109 Hawaii Behavioral Health, LLC	Intensive Independent Living Skills Maui	Annual Review by CAMHD Program Monitor and Annual Fiscal Monitor	Y	S
HTH460	A/B	\$ 235,507	M	Fee Schedule, No Maximum Value	N/A	7/1/2018	7/1/2018	6/30/2024	ASO Log No 19-110 Hawaii Behavioral Health, LLC	Adaptive Behavioral Intervention Oahu	Annual Review by CAMHD Program Monitor and Annual Fiscal Monitor	Y	S

Department of Health
Active Contracts as of December 1, 2021

Table 14

Prog ID	MOF	Amount	Frequency (M/A/O)	Max Value	Outstanding Balance	Date Executed	From	To	Entity	Contract Description	Explanation of How Contract is Monitored	POS Y/N	Category E/L/P/C/G/S/*
HTH460	A/B	\$ 304,443	M	Fee Schedule, No Maximum Value	N/A	7/1/2018	7/1/2018	6/30/2024	ASO Log No 19-111 Hawaii Behavioral Health, LLC	Adaptive Behavioral Intervention Hawaii	Annual Review by CAMHD Program Monitor and Annual Fiscal Monitor	Y	S
HTH460	A/B	\$ 39,509	M	Fee Schedule, No Maximum Value	N/A	7/1/2018	7/1/2018	6/30/2024	ASO Log No 19-112 Hawaii Behavioral Health, LLC	Adaptive Behavioral Intervention Kauai	Annual Review by CAMHD Program Monitor and Annual Fiscal Monitor	Y	S
HTH460	A/B	\$ 78,284	M	Fee Schedule, No Maximum Value	N/A	7/1/2018	7/1/2018	6/30/2024	ASO Log No 19-113 Hawaii Behavioral Health, LLC	Adaptive Behavioral Intervention Maui	Annual Review by CAMHD Program Monitor and Annual Fiscal Monitor	Y	S
HTH460	A/B	\$ 1,265,166	M	Cost Reimbursement, Value Varies Annually	N/A	7/1/2018	7/1/2018	6/30/2024	ASO Log No 19-114 Parent and Children Together	Functional Family Therapy Oahu	Annual Review by CAMHD Program Monitor and Annual Fiscal Monitor	Y	S
HTH460	A/B	\$ 847,154	M	Cost Reimbursement, Value Varies Annually	N/A	7/1/2018	7/1/2018	6/30/2024	ASO Log No 19-115 Parent and Children Together	Functional Family Therapy Kauai	Annual Review by CAMHD Program Monitor and Annual Fiscal Monitor	Y	S
HTH460	A/B	\$ 376,590	M	Cost Reimbursement, Value Varies Annually	N/A	7/1/2018	7/1/2018	6/30/2024	ASO Log No 19-116 Parent and Children Together	Functional Family Therapy Maui	Annual Review by CAMHD Program Monitor and Annual Fiscal Monitor	Y	S
HTH460	A/B	\$ 799,593	M	Cost Reimbursement, Value Varies Annually	N/A	7/1/2018	7/1/2018	6/30/2024	ASO Log No 19-117 Aloha House, Inc.	Crisis Mobile Outreach Maui	Annual Review by CAMHD Program Monitor and Annual Fiscal Monitor	Y	S
HTH460	A/B	\$ 511,908	M	Fee Schedule, No Maximum Value	N/A	7/1/2018	7/1/2018	6/30/2024	ASO Log No 19-118 Aloha House, Inc.	Intensive In-Home Therapy Maui	Annual Review by CAMHD Program Monitor and Annual Fiscal Monitor	Y	S
HTH460	A	\$ 6,490	M	Fee Schedule, No Maximum Value	N/A	7/1/2018	7/1/2018	6/30/2024	ASO Log No 19-119 Aloha House, Inc.	Evaluation and Outpatient Treatment Maui	Annual Review by CAMHD Program Monitor and Annual Fiscal Monitor	Y	S
HTH460	A/B	\$ 423,929	M	Fee Schedule, No Maximum Value	N/A	7/1/2018	7/1/2018	6/30/2024	ASO Log No 19-122 Child and Family Service	Intensive In-Home Therapy Central Oahu	Annual Review by CAMHD Program Monitor and Annual Fiscal Monitor	Y	S
HTH460	A/B	\$ 192,624	M	Fee Schedule, No Maximum Value	N/A	7/1/2018	7/1/2018	6/30/2024	ASO Log No 19-123 Child and Family Service	Intensive In-Home Therapy Honolulu	Annual Review by CAMHD Program Monitor and Annual Fiscal Monitor	Y	S
HTH460	A/B	\$ 689,517	M	Fee Schedule, No Maximum Value	N/A	7/1/2018	7/1/2018	6/30/2024	ASO Log No 19-124 Child and Family Service	Intensive In-Home Therapy Leeward Oahu	Annual Review by CAMHD Program Monitor and Annual Fiscal Monitor	Y	S
HTH460	A/B	\$ 470,253	M	Fee Schedule, No Maximum Value	N/A	7/1/2018	7/1/2018	6/30/2024	ASO Log No 19-125 Child and Family Service	Intensive In-Home Therapy East Hawaii	Annual Review by CAMHD Program Monitor and Annual Fiscal Monitor	Y	S
HTH460	A/B	\$ 69,914	M	Fee Schedule, No Maximum Value	N/A	7/1/2018	7/1/2018	6/30/2024	ASO Log No 19-126 Child and Family Service	Intensive In-Home Therapy West Hawaii	Annual Review by CAMHD Program Monitor and Annual Fiscal Monitor	Y	S
HTH460	A/B	\$ 1,189,758	M	Cost Reimbursement, Value Varies Annually	N/A	7/1/2018	7/1/2018	6/30/2024	ASO Log No 19-127 Child and Family Service	Functional Family Therapy Hawaii	Annual Review by CAMHD Program Monitor and Annual Fiscal Monitor	Y	S
HTH460	A	\$ 47,549	M	Fee Schedule, No Maximum Value	N/A	7/1/2018	7/1/2018	6/30/2024	ASO Log No 19-128 Child and Family Service	Evaluation and Outpatient Treatment Oahu	Annual Review by CAMHD Program Monitor and Annual Fiscal Monitor	Y	S
HTH460	A	\$ -	M	Fee Schedule, No Maximum Value	N/A	7/1/2018	7/1/2018	6/30/2024	ASO Log No 19-129 Child and Family Service	Evaluation and Outpatient Treatment Hawaii	Annual Review by CAMHD Program Monitor and Annual Fiscal Monitor	Y	S
HTH460	A	\$ 10,296	M	Fee Schedule, No Maximum Value	N/A	7/1/2018	7/1/2018	6/30/2024	ASO Log No 19-130 Child and Family Service	Evaluation and Outpatient Treatment Kauai	Annual Review by CAMHD Program Monitor and Annual Fiscal Monitor	Y	S
HTH460	A	\$ -	M	Fee Schedule, No Maximum Value	N/A	7/1/2018	7/1/2018	6/30/2024	ASO Log No 19-131 Child and Family Service	Evaluation and Outpatient Treatment Maui	Annual Review by CAMHD Program Monitor and Annual Fiscal Monitor	Y	S
HTH460	A/B	\$ 763,438	M	Fee Schedule, No Maximum Value	N/A	7/1/2018	7/1/2018	6/30/2024	ASO Log No 19-132 Wai'anae Coast Community Mental Health Center, Inc	Transitional Family Home Hawaii	Annual Review by CAMHD Program Monitor and Annual Fiscal Monitor	Y	S
HTH460	A/B	\$ 3,064,571	M	Cost Reimbursement, Value Varies Annually	N/A	7/1/2018	7/1/2018	6/30/2024	ASO Log No 19-136 University of Hawaii	Psychiatry Statewide	Annual Review by CAMHD Program Monitor and Annual Fiscal Monitor	Y	S
HTH460	A	\$ 18,488	M	Fee Schedule, No Maximum Value	N/A	7/1/2018	7/1/2018	6/30/2024	ASO Log No 19-140 FileMinders of Hawaii	Document Storage Maui	Annual Desk Audit	Y	S
HTH460	A	\$ 11,051	M	Fee Schedule, No Maximum Value	N/A	7/1/2018	7/1/2018	6/30/2024	ASO Log No 19-143 Transpacific Moving & Storage, Ltd. dba Crown Relocations/Crown Record Management	Document Destruction Oahu	Annual Desk Audit	Y	S
HTH460	A/B	\$ 216,810	M	Fee Schedule, No Maximum Value	N/A	8/16/2018	8/16/2018	8/31/2024	ASO Log No 19-165 Telos U	Community Based Residential Mainland Placement	Annual Desk Audit	Y	S
HTH460	A/B	\$ 451,111	M	Fee Schedule, No Maximum Value	N/A	9/1/2018	9/1/2018	8/31/2024	ASO Log No 19-162 Mingus Mountain	Community Based Residential Mainland Placement	Annual Desk Audit	Y	S
HTH460	P	\$ 1,039,220	M	Cost Reimbursement, Value Varies Annually	N/A	9/15/2018	9/15/2018	9/14/2024	ASO Log No 19-161 Effective Planning and Innovative Communication	WrapAround State	Annual Desk Audit	Y	S
HTH460	P	\$ 398,400	M	Fee Schedule, No Maximum Value	N/A	1/1/2019	1/1/2019	3/31/2022	ASO Log No 19-180 University of Maryland	WrapAround Training	Annual Desk Audit	Y	S
HTH460	A/B	\$ 729,260	M	Cost Reimbursement, Value Varies Annually	N/A	1/1/2019	1/1/2019	6/30/2024	ASO Log No 19-202 CARE Hawaii	Crisis Mobile Outreach- Oahu	Annual Desk Audit	Y	S
HTH460	A	\$ 1,216,850	M	Cost Reimbursement, Value Varies Annually	N/A	1/1/2019	1/1/2019	6/30/2024	ASO Log No 19-203 Child and Family Services	Crisis Mobile Outreach - Hawaii	Annual Desk Audit	Y	S
HTH460	A	\$ 1,144,722	M	Cost Reimbursement, Value Varies Annually	N/A	1/1/2019	1/1/2019	6/30/2024	ASO Log No. 19-204 Child and Family Services	Crisis Mobile Outreach - Kauai	Annual Desk Audit	Y	S
HTH460	A	\$ 1,595,950	M	Fee Schedule, No Maximum Value	N/A	4/1/2019	4/1/2019	3/31/2025	ASO Log No 19-244 Child and Family Services	Residential Crisis Stabilization Program - Statewide	Annual Desk Audit	Y	S
HTH460	A	\$ 547,627	M	Cost Reimbursement, Value Varies Annually	N/A	7/1/2019	7/1/2019	6/30/2025	ASO Log No 20-118 WICHE	Intern Support- Statewide	Annual Desk Audit	Y	S
HTH460	A/B	\$ 657,514	M	Fee Schedule, No Maximum Value	N/A	8/26/2019	8/26/2019	6/30/2025	ASO Log No 20-149 Rolling Hills Hospital, LLC	Community Based Residential Mainland Placement	Annual Desk Audit	Y	S
HTH460	A	\$ 13,120	M	Fee Schedule, No Maximum Value	N/A	10/1/2019	10/1/2019	9/30/2025	ASO Log No 20-162 CW Maintenance	Janitorial Services - Hilo	Annual Desk Audit	y	S

Department of Health
Active Contracts as of December 1, 2021

Table 14

Prog ID	MOF	Amount	Frequency (M/A/O)	Max Value	Outstanding Balance	Date Executed	From	To	Entity	Contract Description	Explanation of How Contract is Monitored	POS Y/N	Category E/L/P/C/G/S/*
HTH460	A	\$ 4,550	M	Fee Schedule, No Maximum Value	N/A	10/1/2019	10/1/2019	9/30/2025	ASO Log No 20-163 CW Maintenance	Janitorial Services - Kona	Annual Desk Audit	Y	S
HTH460	A	\$ 11,220	M	Fee Schedule, No Maximum Value	N/A	10/1/2019	10/1/2019	9/30/2025	ASO Log No 20-164 CW Maintenance	Janitorial Services - Waimea	Annual Desk Audit	Y	S
HTH460	A	\$ 40,000	M	Fee Schedule, No Maximum Value	N/A	1/20/2020	1/20/2020	12/31/2026	ASO Log No 21-148 Hawaii Health Information Exchange	Data Sharing	Annual Desk Audit	Y	S
HTH460	A/B	\$ 138,984	M	Fee Schedule, No Maximum Value	N/A	2/18/2020	2/18/2020	6/30/2025	ASO Log No 20-212 Cedar Crest Hospital	Community Based Residential Mainland Placement	Annual Desk Audit	Y	S
HTH460	A/B	\$ 245,784	M	Fee Schedule, No Maximum Value	N/A	2/22/2020	2/22/2020	6/30/2025	ASO Log No 20-211 Cove Prep	Community Based Residential Mainland Placement	Annual Desk Audit	Y	S
HTH460	A/B	\$ 86,108	M	Fee Schedule, No Maximum Value	N/A	2/22/2020	2/22/2020	6/30/2025	ASO Log No 20-226 Lakeland Behavioral Health	Community Based Residential Mainland Placement	Annual Desk Audit	Y	S
HTH460	A	\$ 8,302	M	Fee Schedule, No Maximum Value	N/A	7/1/2020	7/1/2020	6/30/2026	ASO Log No. 21-038 Fileminders of Hawaii	Document Destruction Hawaii, Kauai, Maui	Annual Desk Audit	Y	S
HTH460	A/B/N/P	\$ 1,102,100	M	Cost Reimbursement, Value Varies Annually	N/A	7/1/2020	7/1/2020	6/30/2026	ASO Log No 21-042 University of Hawaii	Psychology & OnTrack Oahu	Annual Review by CAMHD Program Monitor and Annual Fiscal Monitor	Y	S
HTH460	A	\$ 192,659	M	Cost Reimbursement, Value Varies Annually	N/A	7/1/2020	7/1/2020	6/30/2026	ASO Log No 21-048 University of Hawaii	Social Work- Oahu	Annual Review by CAMHD Program Monitor and Annual Fiscal Monitor	Y	S
HTH460	N	\$ 240,000	M	Fee Schedule, No Maximum Value	N/A	8/7/2020	8/7/2020	7/31/2022	ASO Log No 21-125 Lailima Data Alliance	Hawaii Hospital Data	Annual Desk Audit	Y	S
HTH460	A/B	\$ 209,580	M	Fee Schedule, No Maximum Value	N/A	11/10/2020	11/10/2020	6/30/2026	ASO Log No 21-095 Rite of Passage Adolescent Treatment Centers and Schools, Inc.	Community Based Residential Mainland Placement	Annual Desk Audit	Y	S
HTH460	A/B	\$ 13,640	M	cost Reimbursement, Value Varies Annually	N/A	12/21/2020	12/21/2020	6/30/2026	ASO Log No 21-141 Benchmark Behavioral Health	Community Based Residential Mainland Placement	Annual Review by CAMHD Program Monitor and Annual Fiscal Monitor	Y	S
HTH460	N	\$ 73,749	M	Cost Reimbursement, Value Varies Annually	N/A	1/1/2021	1/1/2021	6/30/2026	ASO Log No. 21-155 Catholic Charities Hawaii	Homeless Support Waianae Coast	Annual Desk Audit	Y	S
HTH460	A/N	\$ -	M	Cost Reimbursement, Value Varies Annually	N/A	7/1/2021	7/1/2021	6/30/2026	ASO Log No 22-098 Ho'ola Na Pua	Community Based Residential III Statewide	Annual Review by CAMHD Program Monitor and Annual Fiscal Monitor	Y	S
HTH 495	N	\$ 0	O - as tasks are completed	\$ 720,000	\$ 720,000	3/26/2021	1/31/2021	8/20/2022	Hawaii Health & Harm Reduction Center	Provision of training activities and reporting outcomes for the Overdose to Action grant.	Individual invoices are audited for accuracy and completeness.	N	S
HTH495	A	\$ 800,000	M	Fee-for service contracts include fee schedules for contracted services and no maximum values.	Fee-for service contracts include fee schedules for contracted services and no maximum values.	6/26/2016	12/1/2015	12/31/2021	Sutter Health Pacific dba Kahi Mohala	Psychiatric inpatient services	On site monitoring conducted, claims are matched with service authorizations.	Y	S
HTH495	N	\$ -	M	\$ 720,000	\$ 720,000	3/26/2021	1/31/2021	8/20/2022	Hawaii Health & Harm Reduction Center	Opioid overdose prevention efforts in high burden areas	Individual invoices are audited for accuracy and completeness.	N	S
HTH495	N	\$ 160,000	A	\$ 160,000	\$ -	2/25/2021	8/7/2020	7/31/2022	Lailima Data Alliance	Statewide hospital data	Individual invoices are audited for accuracy and completeness.	N	S
HTH495	A	\$ -	M	\$ 340,040	\$ 340,040	9/1/2021	8/16/2021	12/31/2022	Resources Connection LLC dba Resources Global Professional	Consulting services to transfer the Oahu Regional Health Care System of HHSC to DOH	Individual invoices are audited for accuracy and completeness.	N	S
HTH495	B	\$ -	M	\$ 200,000	\$ 200,000	9/1/2021	8/16/2021	12/31/2022	Resources Connection LLC dba Resources Global Professional	Consulting services to transfer the Oahu Regional Health Care System of HHSC to DOH	Individual invoices are audited for accuracy and completeness.	N	S
HTH495	A	\$ 100,883	O, as incurred	\$ 190,000	\$ 89,117	1/30/2019	1/1/2019	12/30/2021	Roeca Luria Shin LLP fka Roeca Luria Hiraoka LLP	Special deputy attorney general services	Deputy Attorney General oversees services and reviews invoices.	N	C
HTH495	A	\$ 107,813	O, as incurred	\$ 135,000	\$ 27,187	6/4/2010	6/30/2010	Completion of lease	Jason G.F. Wong, Attorney at Law, LLLC	Special deputy attorney general services	Deputy Attorney General oversees services and reviews invoices.	N	C
HTH501	A	\$ 92,194	M	\$ 92,194	\$ 92,194	9/2/2021	8/11/2021	8/10/2022	University of Hawaii	Training on Psychological Assessments	Quarterly Progress Reports	N	S
HTH501	B	\$ 125,000	M	\$ 125,000	\$ 76,502	5/26/2021	5/15/2021	5/14/2022	Human Services Research Institute	Develop and Implement Methodologies and Revisions to DDD's I/DD Service System	Monthly Progress Reports/Bi-Monthly Meetings,	N	S
HTH501	B	\$ 147,200	M	\$ 147,200	\$ 147,200	5/25/2021	5/15/2021	5/14/2022	Health Management Associates, Inc.	Conduct a Rate Study and Develop Recommendations for Comprehensive Rate Setting Methodology	Monthly Meetings/Progress reports	N	S
HTH501	A/B	\$ 1,038,290	M	\$ 1,038,290	\$ 79,544	12/14/2017	5/30/2017	5/29/2022	Public Consulting Group, Inc.	Independent Verification & Validation Services	Monthly Meetings/Deliverables	N	S
HTH501	A/B/N	\$ 13,038,503	M	\$ 13,038,503	\$ 662,316	1/12/2018	5/31/2017	5/30/2022	RSM US LLP	System Integrator Services to Implement a Case Management Solution	Monthly Meetings/Deliverables	N	S
HTH501	A	\$ 76,979	M	\$ 76,979	\$ -	7/29/2021	6/1/2021	5/31/2022	Pacific Islands Group LLC	Repair Leaking Roof at Waimano Hale Complex - Hale D	Monthly Meetings	N	S
HTH501	A/B	\$ 3,624,922	M	\$ 3,624,922	\$ 622,240	1/11/2018	6/15/2017	6/14/2022	Acumen Fiscal Agent, L.L.C.	Financial Management Services	Monthly Progress Reports	N	S
HTH501	B	\$ 225,750	M	\$ 225,750	\$ 193,725	6/1/2021	7/1/2021	6/30/2022	American Association on Intellectual and Developmental Disabilities	Conduct SIS-A Assessments	Monthly Progress Reports	N	S
HTH501	A	\$ 4,406,160	M	\$ 4,406,160	\$ 771,624	1/24/2018	7/1/2017	6/30/2022	Goodwill Industries of Hawaii, Inc.	Long-Term Adult Supports and Resources (LASR)	Monthly and Quarterly Reports	N	S
HTH501	A	\$ 3,692,160	M	\$ 3,692,160	\$ 514,976	4/12/2018	7/1/2017	6/30/2022	The Arc in Hawaii	Provide Developmental Disabilities Apartment Complexes Subsidy	Monthly Reports	N	S
HTH501	A	\$ 600,000	M	\$ 600,000	\$ 123,583	3/21/2019	7/1/2019	6/30/2022	The Queen's Medical Center	General Dentistry and Oral Surgery Services	Quarterly and Annual Reports	N	S
HTH501	B	\$ 630,000	M	\$ 630,000	\$ 327,563	10/1/2019	10/1/2019	9/30/2022	The Queen's Medical Center	Implementation of RAPID Software for Acute Stroke Care	Quarterly and Annual Reports	N	S

Department of Health
Active Contracts as of December 1, 2021

Table 14

Prog ID	MOF	Amount	Frequency (M/A/O)	Max Value	Outstanding Balance	Date Executed	From	To	Entity	Contract Description	Explanation of How Contract is Monitored	POS Y/N	Category E/L/P/C/G/S/*
HTH501	A/B	\$ 306,130	M	\$ 306,130	\$ 62,133	4/12/2018	11/2/2017	11/1/2022	American Association on Intellectual and Developmental Disabilities	DDD Staff Training on Support Intensity Scale-Adult Version (SIS-A)	Monthly Reports	N	S
HTH501	A/B	\$ 190,350	M	\$ 190,350	\$ 99,456	7/12/2019	11/1/2019	11/30/2022	Hilopa`a Family to Family, Inc.	Schedule SIS-A Assessment Services	Monthly Reports	N	S
HTH501	A	\$ 346,892	M	\$ 346,892	\$ 121,856	3/15/2019	12/1/2019	11/30/2022	Honolulu Merchant Patrol and Guard Co., Inc.	Security Guard Services	Incident Reports	N	S
HTH501	A	\$ 233,800	M	\$ 233,800	\$ 67,075	3/2/2018	12/1/2017	11/30/2022	Steven J. Choy, dba Steven J. Choy, Ph.D.	Psychological Evaluation Services	Evaluation Reports	N	S
HTH501	A	\$ 4,250,000	M	\$ 4,250,000	\$ 1,184,546	12/22/2016	12/28/2016	12/27/2022	CARE Hawaii, Inc.	Crisis Services - Statewide	Quarterly and Annual Reports	N	S
HTH501	A/B	\$ 1,716,949	M	\$ 1,716,949	\$ 715,589	11/9/2018	9/1/2018	4/23/2023	University of Hawaii	Center on Disabilities Studies (CDS)	Quarterly Reports	N	S
HTH501	B	\$ 643,610	M	\$ 643,610	\$ 145,865	2/27/2020	5/15/2020	5/14/2023	University of Hawaii	Expand "Project Head, Neck, Spine" and "Return to Learn" Protocols	Monthly Meetings/Annual Reports	N	S
HTH 520	A	\$ 15,744	D - per quarter	\$ 88,000	\$ 72,256	5/19/2021	7/1/2021	6/30/2023	City & County of Honolulu	Reimbursement for issuing disability parking permits.	Database statistics are generated and verified by the Disability and Communication Access Board	N	S
HTH 520	A	\$ 804	D - per quarter	\$ 7,000	\$ 6,196	5/6/2021	7/1/2021	6/30/2023	County of Kauai	Reimbursement for issuing disability parking permits.	Database statistics are generated and verified by the Disability and Communication Access Board	N	S
HTH 520	A	\$ 12,000	A	\$ 12,000	\$ -	5/27/2021	7/1/2021	6/30/2022	Hawaii Information Consortium	Statewide database of qualified applicants with disabilities who receive a disability parking permit.	Database statistics are generated and verified by the Disability and Communication Access Board	N	S
HTH 520	A	\$ 18,000	A	\$ 18,000	\$ -	5/27/2021	7/1/2021	6/30/2022	Hawaii Information Consortium	Online system of document transmittal forms submitted with payment to DCAB for document reviews.	Number of document reviews and fees collected monthly.	N	S
HTH560	B	\$ 837,684	M	Rate Schedule	Rate Schedule	5/10/2019	7/1/2019	6/30/2025	Bay Clinic, Inc.	Comprehensive Primary Care Services	On-site, biennial	Y	S
HTH560	B	\$ 952,491	M	Rate Schedule	Rate Schedule	4/18/2019	7/1/2019	6/30/2025	Community Clinic of Maui, Inc.	Comprehensive Primary Care Services	On-site, biennial	Y	S
HTH560	B	\$ 26,800	M	Rate Schedule	Rate Schedule	4/30/2019	7/1/2019	6/30/2025	Hamakua Health Center, Inc.	Comprehensive Primary Care Services	On-site, biennial	Y	S
HTH560	B	\$ 165,905	M	Rate Schedule	Rate Schedule	4/10/2019	7/1/2019	6/30/2025	Ho'ola Lahui Hawaii	Comprehensive Primary Care Services	On-site, biennial	Y	S
HTH560	B	\$ 1,327,813	M	Rate Schedule	Rate Schedule	4/18/2019	7/1/2019	6/30/2025	Kalihi Palama Health Center	Comprehensive Primary Care Services	On-site, biennial	Y	S
HTH560	B	\$ 1,050,583	M	Rate Schedule	Rate Schedule	4/10/2019	7/1/2019	6/30/2025	Ko'ua Kalihi Valley	Comprehensive Primary Care Services	On-site, biennial	Y	S
HTH560	B	\$ 61,095	M	Rate Schedule	Rate Schedule	5/3/2019	7/1/2019	6/30/2025	Koolauloa Community Health & Wellness Center, Inc.	Comprehensive Primary Care Services	On-site, biennial	Y	S
HTH560	B	\$ 139,733	M	Rate Schedule	Rate Schedule	4/10/2019	7/1/2019	6/30/2025	Lanai Community Health Center	Comprehensive Primary Care Services	On-site, biennial	Y	S
HTH560	B	\$ 178,441	M	Rate Schedule	Rate Schedule	6/10/2019	7/1/2019	6/30/2025	Molokai Ohana Health Care, Inc.	Comprehensive Primary Care Services	On-site, biennial	Y	S
HTH560	B	\$ 1,275,736	M	Rate Schedule	Rate Schedule	6/10/2019	7/1/2019	6/30/2025	Waianae Coast Comprehensive Health Center	Comprehensive Primary Care Services	On-site, biennial	Y	S
HTH560	B	\$ 531,273	M	Rate Schedule	Rate Schedule	8/20/2019	7/1/2019	6/30/2025	Waikiki Health Center	Comprehensive Primary Care Services	On-site, biennial	Y	S
HTH560	B	\$ 579,457	M	Rate Schedule	Rate Schedule	4/18/2019	7/1/2019	6/30/2025	Waimanalo Health Center	Comprehensive Primary Care Services	On-site, biennial	Y	S
HTH560	B	\$ 598,354	M	Rate Schedule	Rate Schedule	6/10/2019	7/1/2019	6/30/2025	West Hawaii Community Health Center	Comprehensive Primary Care Services	On-site, biennial	Y	S
HTH560	B	\$ 28,900	M	Rate Schedule	Rate Schedule	9/16/2019	7/1/2019	6/30/2025	The Queen's Medical Center	Comprehensive Primary Care Services	On-site, biennial	Y	S
HTH560	B	\$ 228,769	M	Rate Schedule	Rate Schedule	6/10/2019	7/1/2019	6/30/2025	Wahiawa Center for Community Health	Comprehensive Primary Care Services	On-site, biennial	Y	S
HTH560	B	\$ 1,629,930	M	\$ 4,643,266	\$ 3,013,336	5/20/2020	7/1/2020	6/30/2024	Hana Health	Urgent and primary care services	On-site, biennial	Y	S
HTH560	A	\$ 3,477,251	M	\$ 7,645,256	\$ 4,168,005	1/16/2020	7/1/2020	6/30/2024	Molokai General Hospital	In-patient, out-patient, emergency, and ancillary services	On-site, biennial	Y	S
HTH560	B	\$ 1,957,333	M	\$ 5,872,000	\$ 3,914,667	2/12/2020	7/1/2020	6/30/2024	Waianae Coast Comprehensive Health Center	Emergency room services	On-site, biennial	Y	S
HTH560	A	\$ 1,219,692	M	\$ 5,726,000	\$ 4,506,308	3/9/2021	7/1/2021	6/30/2025	Wahiawa General Hospital	Comprehensive Primary Care Services	On-site, biennial	Y	S
HTH560	A	\$ 256,425	M	Rate Schedule	Rate Schedule	7/1/2021	7/1/2021	6/30/2022	United Cerebral Palsy - Honolulu South	Early intervention services for infants and toddlers with special needs under the age of three.	Fiscal and program staff monitoring	Y	S
HTH560	A/N	\$ 180,538	M	Rate Schedule	Rate Schedule	7/1/2021	7/1/2021	6/30/2022	Kapiolani Medical Center for Women and Children - EIP	Early intervention services for infants and toddlers with special needs under the age of three.	Fiscal and program staff monitoring	Y	S
HTH560	A	\$ 116,836	M	Rate Schedule	Rate Schedule	7/1/2021	7/1/2021	6/30/2022	Family Support Services of West Hawaii (Kona)	Early intervention services for infants and toddlers with special needs under the age of three.	Fiscal and program staff monitoring	Y	S
HTH560	A	\$ 98,789	M	Rate Schedule	Rate Schedule	7/1/2021	7/1/2021	6/30/2022	Family Support Services of West Hawaii (Kohala)	Early intervention services for infants and toddlers with special needs under the age of three.	Fiscal and program staff monitoring	Y	S
HTH560	A/N	\$ 279,915	M	Rate Schedule	Rate Schedule	7/1/2021	7/1/2021	6/30/2022	Easter Seals Hawaii - Honolulu Central	Early intervention services for infants and toddlers with special needs under the age of three.	Fiscal and program staff monitoring	Y	S
HTH560	A	\$ 253,924	M	Rate Schedule	Rate Schedule	7/1/2021	7/1/2021	6/30/2022	Easter Seals Hawaii - Honolulu East	Early intervention services for infants and toddlers with special needs under the age of three.	Fiscal and program staff monitoring	Y	S
HTH560	A	\$ 308,519	M	Rate Schedule	Rate Schedule	7/1/2021	7/1/2021	6/30/2022	Easter Seals Hawaii - Kailua	Early intervention services for infants and toddlers with special needs under the age of three.	Fiscal and program staff monitoring	Y	S
HTH560	A	\$ 340,017	M	Rate Schedule	Rate Schedule	7/1/2021	7/1/2021	6/30/2022	Easter Seals Hawaii - Kapolei	Early intervention services for infants and toddlers with special needs under the age of three.	Fiscal and program staff monitoring	Y	S
HTH560	A	\$ 300,030	M	Rate Schedule	Rate Schedule	7/1/2021	7/1/2021	6/30/2022	Easter Seals Hawaii - Hilo	Early intervention services for infants and toddlers with special needs under the age of three.	Fiscal and program staff monitoring	Y	S

Department of Health
Active Contracts as of December 1, 2021

Table 14

Prog ID	MOF	Amount	Frequency (M/A/O)	Max Value	Outstanding Balance	Date Executed	From	To	Entity	Contract Description	Explanation of How Contract is Monitored	POS Y/N	Category E/L/P/C/G/S/*
HTH560	A	\$ 215,474	M	Rate Schedule	Rate Schedule	7/1/2021	7/1/2021	6/30/2022	Easter Seals Hawaii - Kauai County	Early intervention services for infants and toddlers with special needs under the age of three.	Fiscal and program staff monitoring	Y	S
HTH560	A	\$ 255,949	M	Rate Schedule	Rate Schedule	7/1/2021	7/1/2021	6/30/2022	Easter Seals Hawaii - Central	Early intervention services for infants and toddlers with special needs under the age of three.	Fiscal and program staff monitoring	Y	S
HTH560	A	\$ 566,811	M	Rate Schedule	Rate Schedule	7/1/2021	7/1/2021	6/30/2022	Imua Family Services - Maui County	Early intervention services for infants and toddlers with special needs under the age of three.	Fiscal and program staff monitoring	Y	S
HTH560	A	\$ 68,829	M	Rate Schedule	Rate Schedule	7/1/2021	7/1/2021	6/30/2022	Waianae Coast Early Childhood Services - Wahiawa	Early intervention services for infants and toddlers with special needs under the age of three.	Fiscal and program staff monitoring	Y	S
HTH560	A	\$ -	M	Rate Schedule	Rate Schedule	7/1/2021	7/1/2021	6/30/2022	Waianae Coast Early Childhood Services - Waianae	Early intervention services for infants and toddlers with special needs under the age of three.	Fiscal and program staff monitoring	Y	S
HTH560	A	\$ -	M	Rate Schedule	Rate Schedule	7/1/2021	7/1/2021	6/30/2022	Waianae Coast Early Childhood Services - Waipahu	Early intervention services for infants and toddlers with special needs under the age of three.	Fiscal and program staff monitoring	Y	S
HTH560	A	\$ 34,525	M	Rate Schedule	Rate Schedule	11/1/2017	7/1/2017	12/31/2021	BAYADA Home Care	Early intervention services for infants and toddlers with special needs under the age of three.	Fiscal and program staff monitoring	N	S
HTH560	A	\$ 18,071	M	Rate Schedule	Rate Schedule	6/25/2018	7/1/2017	12/31/2021	Hawaii Behavioral Health, LLC	Early intervention services for infants and toddlers with special needs under the age of three.	Fiscal and program staff monitoring	N	S
HTH560	A	\$ 49,303	M	\$ 57,109	\$ 7,806	5/26/2016	7/1/2016	12/31/2021	Waimanalo Blooms, LLC	Project management services for development & implementation of a web-based early intervention database system	Fiscal and program staff monitoring	N	S
HTH560	A	\$ 613,837	O	\$ 975,917	\$ 362,080	5/29/2019	5/29/2019	10/31/2023	Mitchell & McCormick, Inc. dba Harris Public Health Solutions	To develop an Early Intervention Program Web Based Management Information System	Fiscal and program staff monitoring	N	S
HTH560	N	\$ 43,000	O	\$ 68,000	\$ 68,000	10/15/2021	4/1/2021	3/31/2022	University of Hawaii	Contract Services with University of Hawaii to collaborate with Newborn Hearing Screening Program to establish the "One-Stop Parent Resource Center" for families with Deaf/Hard of Hearing children under three years old.	Program staff and fiscal review	Y	G,S
HTH560	P	\$ 130,000	M	\$ 1,404,384	\$ 373,824	5/22/2015	6/1/2015	5/31/2022	Research Corporation of the University of Hawaii	Provide administrative services and employ staff to coordinate and support the DOH's Western States Genetic Services Project	Program staff and fiscal review	N	S
HTH560	A/B	\$ 1,100,000	M	Rate Schedule	Rate Schedule	9/8/2021	10/7/2019	10/6/2022	Washington State Department of Health	To provide comprehensive newborn screening laboratory services	Program staff	N	G,S
HTH560	B	\$ 50,000	O	\$ 100,000	\$ 50,000	7/14/2021	7/1/2020	6/30/2022	Kapiolani Medical Specialists	Provide clinical genetics services, consultation and education for Hawaii Community Genetics Program	Program staff	N	S
HTH560	N	\$ 748,112	M	\$ 929,012	\$ 180,900	10/1/2017	10/1/2017	9/30/2022	Bay Clinic, Inc.	Special Supplemental Nutrition Program for Women, Infants and Children (WIC)	Annual Fiscal or Program Monitoring	Y	S
HTH560	N	\$ 2,209,875	M	\$ 2,818,275	\$ 608,400	10/1/2017	10/1/2017	9/30/2022	Kalihi Palama Health Center	Special Supplemental Nutrition Program for Women, Infants and Children (WIC)	Annual Fiscal or Program Monitoring	Y	S
HTH560	N	\$ 1,553,715	M	\$ 2,070,807	\$ 517,092	10/1/2017	10/1/2017	9/30/2022	Kapio'lani Medical Center for Women and Children	Special Supplemental Nutrition Program for Women, Infants and Children (WIC)	Annual Fiscal or Program Monitoring	Y	S
HTH560	N	\$ 1,206,590	M	\$ 1,539,990	\$ 333,400	10/1/2017	10/1/2017	9/30/2022	Kokua Kalihi Valley	Special Supplemental Nutrition Program for Women, Infants and Children (WIC)	Annual Fiscal or Program Monitoring	Y	S
HTH560	N	\$ 115,507	M	\$ 142,507	\$ 27,000	1/1/2018	10/1/2017	9/30/2022	Lanai Community Health Center	Special Supplemental Nutrition Program for Women, Infants and Children (WIC)	Annual Fiscal or Program Monitoring	Y	S
HTH560	N	\$ 260,443	M	\$ 333,343	\$ 72,900	10/1/2017	10/1/2017	9/30/2022	Molokai Ohana Health care, Inc.	Special Supplemental Nutrition Program for Women, Infants and Children (WIC)	Annual Fiscal or Program Monitoring	Y	S
HTH560	N	\$ 2,963,672	M	\$ 3,627,511	\$ 663,839	10/1/2017	10/1/2017	9/30/2022	Waianae District Comprehensive Health & Hospital Board, Inc.	Special Supplemental Nutrition Program for Women, Infants and Children (WIC)	Annual Fiscal or Program Monitoring	Y	S
HTH560	N	\$ 693,801	M	\$ 892,271	\$ 198,470	10/1/2017	10/1/2017	9/30/2022	Waimanalo Health Center	Special Supplemental Nutrition Program for Women, Infants and Children (WIC)	Annual Fiscal or Program Monitoring	Y	S
HTH560	N	\$ 5,910,189	M	\$ 6,424,962	\$ 514,772	8/1/2015	8/1/2015	6/30/2022	cQuest America, Inc.	Transfer, Implementation, Operations & Maintenance (O & M) of WIC Management Information System	Review expenditures	N	G
HTH560	N		O	Rate Schedule	Rate Schedule	3/1/2019	3/1/2019	5/30/2024	Fidelity Information Services, LLC	eWIC Services Provider	Review expenditures & processed transactions	N	G
HTH560	N	\$ 8,132	M	\$ 48,790	\$ 40,658	11/1/2021	10/31/2022		Peak & Levoy, LLC	Lease space for WIC Clinic Wailuku, Maui	Review invoices, annually	N	L
HTH560	N	\$ 5,738	M	\$ 34,430	\$ 28,691	11/1/2021	10/31/2022		Marcus Property Management, LLC	Lease space for WIC Clinic Kona, Hawaii	Review invoices, annually	N	L
HTH560	N	\$ 11,556	M	\$ 74,557	\$ 63,001	11/1/2021	10/31/2022		Day-Lum Rentals & Management, Inc.	Lease space for WIC Clinic Hilo, Hawaii	Review invoices, annually	N	L
HTH560	N	\$ 12,519	M	\$ 75,123	\$ 62,604	11/1/2021	10/31/2022		Watumull Properties, Corp	Lease space for WIC Clinic Kauai, Hawaii	Review invoices, annually	N	L
HTH 560	A/P	\$ 800,677	M	\$ 1,316,548	\$ 515,871	7/1/2020	7/1/2020	6/30/2022	Keiki 'O Ka 'Aina Preschool, Inc., dba Keiki O Ka 'Aina Family Learning Centers	Home Visiting Services	Monthly-desk/ On-site, Annual	Y	S
HTH 560	A/P	\$ 2,437,857	M	\$ 4,250,742	\$ 1,812,886	7/1/2020	7/1/2020	6/30/2022	Keiki 'O Ka 'Aina Preschool, Inc., dba Keiki O Ka 'Aina Family Learning Centers	Home Visiting Services	Monthly-desk/ On-site, Annual	Y	S
HTH 560	P	\$ 883,756	M	\$ 1,565,708	\$ 681,952	7/1/2020	7/1/2020	6/30/2022	Catholic Charities Hawaii	Early Identification	Monthly-desk/ On-site, Annual	Y	S

Department of Health
Active Contracts as of December 1, 2021

Table 14

Prog ID	MOF	Amount	Frequency (M/A/O)	Max Value	Outstanding Balance	Date Executed	From	To	Entity	Contract Description	Explanation of how Contract is Monitored	POS Y/N	Category E/L/P/C/G/S/*
HTH 560	A/P	\$ 1,190,927	M	\$ 1,774,203	\$ 583,276	7/1/2020	7/1/2020	6/30/2022	YMCA of Hawaii Island	Home Visiting Services	Monthly-desk/ On-site, Annual	Y	S
HTH 560	A/P	\$ 741,146	M	\$ 1,436,235	\$ 695,089	7/1/2020	7/1/2020	6/30/2022	Institute for Native Pacific Education and Culture	Home Visiting Services	Monthly-desk/ On-site, Annual	Y	S
HTH 560	A/P	\$ 701,463	M	\$ 1,041,735	\$ 340,272	7/1/2020	7/1/2020	6/30/2022	Parents and Children Together	Home Visiting Services	Monthly-desk/ On-site, Annual	Y	S
HTH 560	A/P	\$ 210,971	M	\$ 428,562	\$ 217,591	7/1/2020	7/1/2020	6/30/2022	Institute for Native Pacific Education and Culture	Home Visiting Services	Monthly-desk/ On-site, Annual	Y	S
HTH 560	A/P	\$ 140,765	M	\$ 241,812	\$ 101,047	7/1/2020	7/1/2020	6/30/2022	Maui Family Support Services, Inc.	Home Visiting Services	Monthly-desk/ On-site, Annual	Y	S
HTH 560	P	\$ 174,417	M	\$ 259,737	\$ 85,320	7/1/2020	7/1/2020	6/30/2022	Social Solutions Global	Database Management	Monthly-desk	Y	S
HTH 560	N/B	\$ 526,268	M	Rate Schedule	Rate Schedule	2/1/2017	2/1/2017	6/30/2022	Kapiolani Medical Center for Women and Children	Sexual violence primary prevention services	On-site, Annual	Y	S
HTH 560	N/B	\$ 300,400	M	Rate Schedule	Rate Schedule	7/1/2017	7/1/2017	9/30/2021*	University of Hawaii	UH Violence Prevention Task Forces	On-site, Annual	Y	S
HTH 560	A	\$ 400,000	M	Rate Schedule	Rate Schedule	7/1/2021	7/1/2021	6/30/2022	Child & Family Service	Parenting Education	On-site, Annual	Y	S
HTH 560	P	\$ 113,000	M	Rate Schedule	Rate Schedule	12/1/2019	12/1/2019	9/30/2021	Department of Defense	Personal Responsibility and Education Program	On-site, Annual	Y	S
HTH560	A	\$ -	M	\$ 14,990	\$ 14,990	6/9/2021	6/9/2021	12/30/2021	Hawaii Children's Action Network	Women's Reproductive Health	Monthly-desk	Y	S
HTH560	A	\$ 26,927	M	\$ 37,853	\$ 10,927	6/30/2021	6/30/2021	12/30/2021	Domestic Violence Action Center	Women's Reproductive Health	Monthly-desk	Y	S
HTH560	A	\$ -	M	\$ 48,796	\$ 48,796	8/5/2020	8/5/2020	12/30/2021	Domestic Violence Action Center	Women's Reproductive Health	Quarterly-desk	Y	S
HTH560	A	\$ 12,500	M	\$ 49,900	\$ 37,400	6/9/2021	6/9/2021	12/30/2021	Coalition for Drug Free Hawaii	Women's Reproductive Health	Quarterly-desk	Y	S
HTH560	A	\$ 36,000	M	\$ 36,000	\$ -	8/5/2020	8/5/2020	12/30/2021	Community Clinic of Maui	Women's Reproductive Health	Monthly-desk/ On-site, Annual	Y	S
HTH560	A	\$ 61,263	M	\$ 62,500	\$ 1,237	8/6/2020	8/6/2020	12/30/2021	KALIHI PALAMA HEAL	Women's Reproductive Health	Monthly-desk/ On-site, Annual	Y	S
HTH560	A	\$ 28,334	M	\$ 28,334	\$ -	8/6/2020	8/6/2020	12/30/2021	MOLOKAI GENERAL HO	Women's Reproductive Health	Monthly-desk/ On-site, Annual	Y	S
HTH560	A	\$ 73,841	M	\$ 102,500	\$ 28,659	8/14/2020	8/14/2020	12/30/2021	WAIANAE DISTRICT C	Women's Reproductive Health	Monthly-desk/ On-site, Annual	Y	S
HTH560	A	\$ 30,164	M	\$ 35,000	\$ 4,836	6/3/2021	6/3/2021	12/30/2021	NEXSTAR BROADCASTI	Women's Reproductive Health	Annual-desk/report	Y	P/S
HTH560	A	\$ -	M	\$ 40,000	\$ 40,000	6/10/2021	6/10/2021	12/30/2021	KITV	Women's Reproductive Health	Annual-desk/report	Y	P/S
HTH560	A	\$ -	M	\$ 50,000	\$ 50,000	6/10/2021	6/10/2021	12/30/2021	NEXSTAR BROADCASTI	Women's Reproductive Health	Annual-desk/report	Y	P/S
HTH560	A	\$ -	M	\$ 28,000	\$ 28,000	6/10/2021	6/10/2021	12/30/2021	GRAY MEDIA GROUP,	Women's Reproductive Health	Annual-desk/report	Y	P/S
HTH560	A	\$ 34,346	M	\$ 39,581	\$ 5,236	6/10/2021	6/10/2021	12/30/2021	CHARTER COMMUNICAT	Women's Reproductive Health	Annual-desk/report	Y	P/S
HTH560	A	\$ -	M	\$ 15,964	\$ 15,964	6/10/2021	6/10/2021	12/30/2021	CHARTER COMMUNICAT	Women's Reproductive Health	Annual-desk/report	Y	P/S
HTH560	A	\$ -	M	\$ 24,921	\$ 24,921	6/10/2021	6/10/2021	12/30/2021	CHARTER COMMUNICAT	Women's Reproductive Health	Annual-desk/report	Y	P/S
HTH560	A	\$ -	M	\$ 16,000	\$ 16,000	6/10/2021	6/10/2021	12/30/2021	PACIFIC RADIO GROU	Women's Reproductive Health	Annual-desk/report	Y	P/S
HTH560	A	\$ -	M	\$ 25,000	\$ 25,000	6/10/2021	6/10/2021	12/30/2021	GRAY MEDIA GROUP,	Women's Reproductive Health	Annual-desk/report	Y	P/S
HTH560	A	\$ 12,647	M	\$ 20,000	\$ 7,353	6/10/2021	6/10/2021	12/30/2021	PACIFIC RADIO GROU	Women's Reproductive Health	Annual-desk/report	Y	P/S
HTH560	A	\$ 47,146	M	\$ 50,000	\$ 2,854	8/5/2020	8/5/2020	12/30/2021	UNIVERSITY OF HAWA	Women's Reproductive Health	Monthly-desk	Y	P/S
HTH560	A	\$ -	M	\$ 2,000	\$ 2,000	9/21/2021	9/1/2021	12/30/2021	Parents and Children Together	Adolescent Health	Annual-desk/report	Y	S
HTH560	A	\$ -	M	\$ 4,000	\$ 4,000	9/1/2021	9/1/2021	12/30/2021	Hale Kipa	Adolescent Health	Annual-desk/report	Y	S
HTH 560	V	\$ 1,163,208	M	\$ 1,163,208	\$ 1,163,208	7/1/2021	7/1/2021	6/30/2023	Bay Clinic, Inc	Reproductive health care and support services	Monthly-desk/ On-site, Annual	N	S
HTH 560	V	\$ 342,894	M	\$ 342,894	\$ 342,894	7/1/2021	7/1/2021	6/30/2023	Hamakua Health Center, Inc.	Reproductive health care and support services	Monthly-desk/ On-site, Annual	N	S
HTH 560	V	\$ 50,574	M	\$ 50,574	\$ 50,574	7/1/2021	7/1/2021	6/30/2023	Healthy Mothers, Healthy Babies Coalition of Hawaii	Reproductive health care and support services	Monthly-desk/ On-site, Annual	N	S
HTH 560	V	\$ 657,466	M	\$ 657,466	\$ 657,466	7/1/2021	7/1/2021	6/30/2023	Kalihi-Palama Health Center	Reproductive health care and support services	Monthly-desk/ On-site, Annual	N	S
HTH 560	V	\$ 358,066	M	\$ 358,066	\$ 358,066	7/1/2021	7/1/2021	6/30/2023	Kokua Kalihi Valley	Reproductive health care and support services	Monthly-desk/ On-site, Annual	N	S
HTH 560	V	\$ 67,264	M	\$ 67,264	\$ 67,264	7/1/2021	7/1/2021	6/30/2023	University of Hawaii	Reproductive health care and support services	Monthly-desk/ On-site, Annual	N	S
HTH 560	V	\$ 151,722	M	\$ 151,722	\$ 151,722	7/1/2021	7/1/2021	6/30/2023	University of Hawaii	Reproductive health care and support services	Monthly-desk/ On-site, Annual	N	S
HTH 560	V	\$ 67,770	M	\$ 67,770	\$ 67,770	7/1/2021	7/1/2021	6/30/2023	Lanai Community Health Center	Reproductive health care and support services	Monthly-desk/ On-site, Annual	N	S
HTH590	A	\$ 2,454,093	M	\$ 3,360,000	\$ 905,907	12/11/2018	6/15/2018	6/14/2022	Department of Education	ASO Log#18-175-M3 Vendor to facilitate development and implementation of DOE Wellness Guidelines, support school health surveillance systems, and support implementation of standards-based health education and PE through curriculum, practice, and policy.	Deliverables	Y	S
HTH590	B	\$ -	O-Quarterly	\$ 2,695,000	\$ 2,695,000	5/21/2019	7/1/2019	6/30/2024	Hawaii Community Foundation	ASO Log#19-242 Administration of the trust fund and to support programmatic initiatives associated with tobacco prevention and control, including a community grants program.	Annual fee assessed based on the market value of the trust fund	Y	S
HTH590	P	\$ 247,000	O-Deliverables	\$ 407,000	\$ 160,000	11/25/2019	11/25/2019	6/29/2022	Hawaii Primary Care Association	ASO Log#20-074-M2 HPCA lifestyle change programs for diabetes prevention and management and hypertension management (i.e., DPP, DSMES, SMBP) at FQHCs. This includes the development of a reimbursement mechanism to sustain the enrollment of patients from priority populations into DPP.	Deliverables	Y	S
HTH590	A	\$ 532,506	M	\$ 1,250,000	\$ 717,494	9/24/2018	9/24/2018	12/31/2022	Hawaii Public Health Institute dba/trade name under The Coalition For a Tobacco-Free Hawaii/Health Communities Hawaii	ASO Log#18-162-M4 Services to manage and enhance one (1) statewide and three (3) county physical activity and nutrition coalitions.	Deliverables	Y	S
HTH590	P	\$ 751,000	O-Deliverables	\$ 878,500	\$ 127,500	7/5/2019	5/15/2019	6/29/2022	Mountain-Pacific Quality Health Foundation	ASO Log#19-213-M4 Mountain-Pacific Quality Health Foundation is a quality improvement organization that will be working with health systems across the state to implement improvement initiatives in cardiovascular disease and diabetes and helping providers utilize their health information technology.	Deliverables	Y	S

Department of Health
Active Contracts as of December 1, 2021

Table 14

Prog ID	MOF	Amount	Frequency (M/A/O)	Max Value	Outstanding Balance	Date Executed	From	To	Entity	Contract Description	Explanation of How Contract is Monitored	POS Y/N	Category E/L/P/C/G/S/*
HTH590	A/B/P/U	\$ 1,720,518	M	\$ 2,163,340	\$ 442,822	12/14/2015	12/29/2015	1/4/2022	SMS Research & Marketing Services	ASO Log#16-076-M7 To Conduct an Annual Hawaii Behavioral Risk Factor Surveillance System Survey	Deliverables	Y	S
HTH590	A	\$ 4,272,779	O-Deliverables	\$ 4,643,860	\$ 371,081	8/17/2016	8/17/2016	6/30/2022	University of Hawaii	ASO Log#16-077-M6 Continue to maintain and support operations and enhancements of the Hawaii Health Data Warehouse ("HHDW"). submit data quality and usage reports; implement policies and procedures for allowing external users access to HHDW; and provide training to users to increase HHDW utilization and competencies in data collection, analysis, and reporting.	Deliverables	Y	S
HTH590	A	\$ 3,591,372	O-Deliverables	\$ 4,556,438	\$ 965,066	11/18/2016	11/18/2016	6/30/2022	University of Hawaii	ASO Log#16-085-M5 Continue to provide evaluation services for all phases of the STATE Department of Health's ("DOH") Healthy Hawaii initiative ("HHI").	Deliverables	Y	S
HTH590	P	\$ 99,000	O-Deliverables	\$ 175,000	\$ 76,000	12/4/2020	6/30/2020	6/29/2022	Hawaii Public Health Institute dba/trade name under The Coalition For a Tobacco-Free Hawaii/Health Communities Hawaii	ASO Log #20-240-M1 Facilitate, develop, and implement an action plan and training events to increase the number of Community Health Workers ("CHW") that are trained, certified, and/or employed to link patients with cardiometabolic disease ("CMD") to appropriate chronic disease management programs and services.	Deliverables	Y	S
HTH590	P	\$ 100,000	O-Deliverables	\$ 136,000	\$ 36,000	10/6/2020	7/1/2020	6/29/2022	ProVention Health Foundation, Inc.	ASO Log #21-047-M1 Develop Health and Lifestyle Training ("HALT") Diabetes online software, a virtual platform for delivery of the National Diabetes Prevention Program ("NDPP"), in Hawaii.	Deliverables	Y	S
HTH590	P	\$ 358,722	M	\$ 650,000	\$ 291,278	2/19/2021	6/29/2020	4/28/2022	Hawaii Public Health Institute dba The Coalition for a Tobacco-Free Hawaii/Healthy Communities Hawaii	ASO Log #21-058-M1 Implement tobacco control strategies and strategies and activities in Native Hawaiian Communities using a population-based approach that contributes to changes in social norms and behaviors related to tobacco use and dependence and secondhand smoke exposure.	Deliverables	Y	S
HTH590	A	\$ 21,338	M	\$ 53,346	\$ 32,007	7/12/2021	6/15/2021	6/14/2022	Ulu HI-Tech, Inc.	ASO Log #21-189 Development of Healthy by Default website, hosting, administration, maintenance, security, and technical support for one calendar year for the website	Deliverables	Y	S
HTH590	P	\$ 80,000	O-Deliverables	\$ 140,000	\$ 60,000	5/17/2021	1/15/2021	6/29/2022	University of Hawaii	ASO Log 21-156-M1 Increase engagement of pharmacist in providing medication therapy management of collaborative drug therapy management (CDTM) for people with diabetes, high blood pressure and/or high blood cholesterol, to increase pharmacist-patient care processes (PPCP), promote the adoption and use of electronic health records and health information technology, facilitate use of self measured blood pressure monitoring (SMBP) with clinical support among adults with high bloods pressure.	Deliverables	Y	S
HTH590	P	\$ 176,250	O-Deliverables	\$ 322,000	\$ 145,750	1/19/2021	7/1/2020	6/29/2022	Derigo LLC dba Derigo Health	ASO Log #21-087-M1 Improve care and management of people with type 2 diabetes; improve access to and participation in national Diabetes Prevention Program (National DPP) lifestyle change program for people with prediabetes, particularly in underserved areas; track and monitor clinical measures shown to improve healthcare quality and identify patients with hypertension; implement team-based care for patient with high blood pressure and high blood cholesterol by engaging non-physician team member, and link community resources and clinical services that support systematic referrals, self management, and lifestyle change for patients with high blood pressure and high blood cholesterol.	Deliverables	Y	S
HTH610	B	\$ 129,062	O-quarterly & upon deliverables	\$ 265,723	\$ 136,661	5/20/2020	1/1/2019	12/31/2021	Tyler Technologies, Inc.	Host a Web-based food safety inspection system, ASO Log No. 19-259	Contract administrator receives and evaluates periodic deliverables	N	S

Department of Health
Active Contracts as of December 1, 2021

Table 14

Prog ID	MOF	Amount	Frequency (M/A/O)	Max Value	Outstanding Balance	Date Executed	From	To	Entity	Contract Description	Explanation of How Contract is Monitored	POS Y/N	Category E/L/P/C/G/S/*
HTH720	P	\$ 84,157	O	\$ 84,157	\$ 84,157	Pending	8/1/2021	9/30/2022	Remedy Intelligent Staffing, LLC	ASO LOG No. 22-124; Provide temporary 2.0 FTE full time Account Clerks	2.00 FTE Account Clerks submit timesheets to OHCA for review and approval. The Contractor submits bill base on the timesheets to OHCA for review and approval.	Y	S
HTH720	B	\$ 174,000	M	\$ 174,000	\$ 116,000	6/30/2021	7/1/2021	6/30/2022	Innovative Architects, LLC	ASO LOG No. 22-075; Provide technical enhancement, help desk support, and reciprocity for Hawaii Background Check System.	Contractor submits performance report and monthly invoice to OHCA for review and approval.	Y	S
HTH720	N/A	\$ -	O	\$ -	\$ -	6/25/2020	7/1/2020	6/30/2024	Truescreen, Inc.	ASO LOG No. 20-188; Conduct background check services on owners, operators, and employees of healthcare facilities and on contractors and individuals who are employed by Hawaii Department of Health. This Contract is no cost to the State.	Contractor submits report and data upon OHCA's request.	Y	S
HTH720	B	\$ 36,000	M	\$ 36,000	\$ 36,000	Pending	1/1/2022	9/30/2022	Dianne M Okumura dba TBH L.L.C.	ASO LOG No. 22-187; Provide consultation and procurement services for Civil Monetary Penalty (CMP) Projects.	Contractor submits work progress report, timesheets and bills to OHCA for review and approval.	Y	S
HTH720	P	\$ 300,000	M	\$ 300,000	\$ 145,636	12/4/2020	12/11/2020	6/30/2022	Healthcare Management Solutions, LLC	ASO LOG No. 21-082-M1; Surveys and Certifications of Medicare-eligible health care facilities	Contractor submits performance report and monthly invoice to OHCA for review and approval.	Y	S
HTH720	P	\$ 100,000	M	\$ 100,000	\$ 100,000	Pending	2/1/2022	9/30/2022	CertiSurv, LLC	ASO LOG No. 22-186; Surveys and Certifications of Medicare-eligible health care facilities	Contractor submits performance report and monthly invoice to OHCA for review and approval.	Y	S
HTH720	P	\$ 80,600	M	\$ 80,600	\$ 80,600	Pending	9/20/2021	9/30/2022	Jason C. Takara	ASO LOG No. 22-103; Conduct life safety code surveys of Medicare-eligible health care facilities.	Contractor submits, timesheets and bills to OHCA for review and approval.	Y	S
HTH720	A	\$ 3,965,545	M	\$ 3,965,545	\$ 449,038	3/13/2018	7/1/2017	6/30/2022	Community Ties of America, Inc.	ASO LOG No. 18-086-M5; Perform licensing, certification and monitoring of community care foster family homes and case management.	Contractor submits quarterly performance report and monthly bill to OHCA for review and approval.	Y	S
HTH720	P	\$ 2,306,697	M	\$ 2,306,697	\$ 569,293	3/13/2018	7/1/2017	6/30/2022	Community Ties of America, Inc.	ASO LOG No. 18-086-M5; Perform licensing, certification and monitoring of community care foster family homes and case management.	Contractor submits quarterly performance report and monthly bill to OHCA for review and approval.	Y	S
HTH720	A	\$ 62,000	M	\$ 62,000	\$ 42,266	9/22/2021	7/1/2021	6/30/2022	Community Ties of America, Inc.	ASO LOG No. 22-074; Perform licensing of Adult Day Care Centers	Contractor submits quarterly performance report and monthly bill to OHCA for review and approval.	Y	S
HTH 730	A	\$ 1,902,040	M	NA	NA	6/24/2020	12/27/2019	12/26/2022	Advanced Data Processing, Inc.	ASO LOG NO. 20-152-M2. Rate Schedule "Unit Rate" contract for Billing and collection services for emergency medical services. Possible extensions to: 12/26/25.	Review of monthly billing activity and collection reports.	N	S
HTH 730	A	\$ 68,216,777	M	\$ 68,216,777	\$ -	2/28/2018	7/1/2017	6/30/2022	County of Hawaii	ASO LOG NO. 18-045-M6. To provide continuous 911 advanced life support / basic life support emergency ground ambulance service on the island of Hawaii; and to provide helicopter ambulance services to respond to 911 call and transfer requests. Possible extension to: 06/30/2023.	Review of monthly expenditure reports. Review of provider internal and external audits, monitoring reports and corrective action plans. Review of HEMSIS reports. Review of quarterly quality improvement reports.	Y	S
HTH 730	A	\$ 32,156	M	N/A	N/A	6/22/2021	7/1/2021	6/30/2022	Denver Health and Hospital Authority, Rocky Mountain Poison and Drug Center	ASO LOG NO. 22-035. Rate Schedule "Unit Rate" contract for Telephone case management for all calls originating in Hawaii on the national toll-free hotline. Provide poison information services to the public and health professionals 24-hours per day seven days per week. Possible extensions to: 06/30/2027.	Review of monthly activity and quarterly summary reports.	Y	S
HTH 730	A	\$ 25,340,061	M	\$ 25,340,062	\$ 1	10/27/2017	7/1/2017	6/30/2022	International Life Support, Inc. dba American Medical Response	ASO LOG NO. 18-040-M5. To provide continuous 911 advanced life support emergency ground ambulance service on the island of Kauai. Possible extensions to: 06/30/2023.	Review of monthly expenditure reports. Review of provider internal and external audits, monitoring reports and corrective action plans. Review of HEMSIS reports. Review of quarterly quality improvement reports.	Y	S
HTH 730	A	\$ 50,597,183	M	\$ 50,597,184	\$ 1	10/27/2017	7/1/2017	6/30/2022	International Life Support, Inc. dba American Medical Response	ASO LOG NO. 18-041-M5. To provide continuous 911 advanced life support emergency ground ambulance service on the islands of Maui, Molokai and Lanai and to provide helicopter ambulance services to respond to 911 calls and transfer requests. Possible extensions to: 06/30/2023.	Review of monthly expenditure reports. Review of provider internal and external audits, monitoring reports and corrective action plans. Review of HEMSIS reports. Review of quarterly quality improvement reports.	Y	S

Department of Health
Active Contracts as of December 1, 2021

Table 14

Prog ID	MOF	Amount	Frequency (M/A/O)	Max Value	Outstanding Balance	Date Executed	From	To	Entity	Contract Description	Explanation of How Contract is Monitored	POS Y/N	Category E/L/P/C/G/S/*
HTH 730	A	\$ 1,709,558	M	\$ 2,011,968	\$ 302,410	6/5/2017	7/1/2016	6/30/2022	Med Media, Inc.	ASO LOG NO. 17-023-M7 (Contract No. 65769). Provision of materials, parts, labor, and training necessary to maintain the uninterrupted operational availability of the Statewide Hawaii Emergency Medical Services Information System ("HEMSIS"). Possible extensions to: 06/30/2022.	Review of monthly expenditure reports.	N	G/S
HTH 730	A	\$ 1,243,944	M	\$ 1,516,224	\$ 272,280	11/7/2017	7/1/2017	6/30/2022	Pacific Wireless Communications, LLC	ASO LOG NO. 18-046-M5 (Contract No. 66172). To provide all materials, parts, and labor necessary to maintain the operational availability of all required equipment for the State's Medical Communications System on the Islands of Oahu, Kauai, Maui, Lanai, Molokai and Hawaii. Possible extensions to: 06/30/2023.	Review of monthly, quarterly and annual service reports.	N	G/S
HTH 730	A	\$ 281,910	M	\$ 368,724	\$ 86,814	12/23/2016	7/1/2016	6/30/2022	University of Hawaii (ORS)	ASO LOG NO. 17-112-M5 (Contract No. 65408). To coordinate, implement, and evaluate suicide prevention gatekeeper training, and build and maintain a statewide network of trained suicide prevention gatekeepers. Possible extensions to: 07/31/2022.	Review of monthly expenditure reports.	N	S
HTH 730	B	\$ -	M	\$ 3,500,000	\$ 3,500,000	12/xx/2021	7/1/2021	6/30/2022	City and County of Honolulu	ASO LOG NO. 22-081. To provide continuous 911 advanced life support / basic life support emergency ground ambulance service on the island of Oahu. Possible extension to: 06/30/2027.	Review of monthly expenditure reports. Review of provider internal and external audits, monitoring reports and corrective action plans. Review of HEMSIS reports. Review of quarterly quality improvement reports.	Y	S
HTH 730	B	\$ 10,806,318	M	\$ 16,268,236	\$ 5,461,918	2/28/2018	7/1/2017	6/30/2022	County of Hawaii	ASO LOG NO. 18-045-M6. To provide continuous 911 advanced life support / basic life support emergency ground ambulance service on the island of Hawaii; and to provide helicopter ambulance services to respond to 911 call and transfer requests. Possible extension to: 06/30/2023.	Review of monthly expenditure reports. Review of provider internal and external audits, monitoring reports and corrective action plans. Review of HEMSIS reports. Review of quarterly quality improvement reports.	Y	S
HTH 730	B	\$ 4,886,893	M	\$ 6,019,753	\$ 1,132,860	10/27/2017	7/1/2017	6/30/2022	International Life Support, Inc. dba American Medical Response	ASO LOG NO. 18-040-M5. To provide continuous 911 advanced life support emergency ground ambulance service on the island of Kauai. Possible extensions to: 06/30/2023.	Review of monthly expenditure reports. Review of provider internal and external audits, monitoring reports and corrective action plans. Review of HEMSIS reports. Review of quarterly quality improvement reports.	Y	S
HTH 730	B	\$ 15,788,072	M	\$ 19,735,090	\$ 3,947,018	10/27/2017	7/1/2017	6/30/2022	International Life Support, Inc. dba American Medical Response	ASO LOG NO. 18-041-M5. To provide continuous 911 advanced life support emergency ground ambulance service on the islands of Maui, Molokai and Lanai and to provide helicopter ambulance services to respond to 911 calls and transfer requests. Possible extensions to: 06/30/2023.	Review of monthly expenditure reports. Review of provider internal and external audits, monitoring reports and corrective action plans. Review of HEMSIS reports. Review of quarterly quality improvement reports.	Y	S
HTH 730	B	\$ 620,166	M	\$ 896,880	\$ 276,714	7/1/2016	7/1/2016	6/30/2022	University of Hawaii (ORS - KCC)	ASO LOG NO. 17-024-M6 (Contract No. 64986). To provide EMS education and training through training centers located on the island of Maui, Kauai, and Hawaii. Possible extensions to: 06/30/2022.	Review of monthly expenditure reports.	N	S
HTH 730	B	\$ -	M	\$ 240,000	\$ 240,000	6/17/2021	7/1/2021	6/30/2022	University of Hawaii (ORS - KCC)	Memorandum of Agreement (MOA). To provide a stipend program to remedy the shortage of paramedics and mobile intensive care technicians in Hawaii. Possible extensions to: None. A new MOA is prepared each fiscal year. PO 266380.	Review of monthly expenditure reports.	N	S
HTH 730	B	\$ 219,176	M	\$ 300,000	\$ 80,824	7/8/2016	7/1/2016	6/30/2022	Hale Ho'ola Hamakua	ASO LOG NO. 17-039-M4. To develop, maintain services and participate in the Hawaii comprehensive trauma system.	Review of expenditure reports	N	S
HTH 730	B	\$ 1,795,857	M	\$ 1,961,786	\$ 165,929	6/30/2016	7/1/2016	6/30/2022	Hilo Medical Center	ASO LOG NO. 17-033-M8. To develop, maintain services and participate in the Hawaii comprehensive trauma system.	Review of expenditure reports	N	S
HTH 730	B	\$ 1,743,852	M	\$ 1,928,136	\$ 184,283	12/20/2016	7/1/2016	6/30/2022	Kapiolani Medical Center For Women and Children	ASO LOG NO. 17-029-M8. To develop, maintain services and participate in the Hawaii comprehensive trauma system.	Review of expenditure reports	N	S

Department of Health
Active Contracts as of December 1, 2021

Table 14

Prog ID	MOF	Amount	Frequency (M/A/O)	Max Value	Outstanding Balance	Date Executed	From	To	Entity	Contract Description	Explanation of How Contract is Monitored	POS Y/N	Category E/L/P/C/G/S/*
HTH 730	B	\$ 971,500	M	\$ 1,095,000	\$ 123,500	8/11/2006	7/1/2016	6/30/2022	Kapiolani Medical Specialists	ASO LOG No. 17-030-M5. To provide funding for pediatric surgeons to be available to STATE designated facilities to provide assistance in the care of injured children, and to provide guidance in developing protocols, educational programs and quality assurance activities that address the unique needs of injured children within the comprehensive state trauma system.	Review of expenditure reports	N	S
HTH 730	B	\$ 247,903	M	\$ 300,000	\$ 52,098	6/30/2016	7/1/2016	6/30/2022	Ka'u Hospital	ASO LOG No. 17-041-M5. To develop, maintain services and participate in the Hawaii comprehensive trauma system.	Review of expenditure reports	N	S
HTH 730	B	\$ 151,918	M	\$ 231,555	\$ 79,637	11/17/2016	7/1/2016	6/30/2022	Kohala Hospital	ASO LOG No. 17-042-M6. To develop, maintain services and participate in the Hawaii comprehensive trauma system.	Review of expenditure reports	N	S
HTH 730	B	\$ 2,075,686	M	\$ 2,174,343	\$ 98,657	11/17/2016	7/1/2016	6/30/2022	Kona Hospital	ASO LOG No. 17-028-M8. To develop, maintain services and participate in the Hawaii comprehensive trauma system.	Review of expenditure reports	N	S
HTH 730	B	\$ 1,731,119	M	\$ 1,994,909	\$ 263,790	8/11/2016	7/1/2016	6/30/2022	Pali Momi Medical Center	ASO LOG No. 17-031-M6. To develop, maintain services and participate in the Hawaii comprehensive trauma system.	Review of expenditure reports	N	S
HTH 730	B	\$ 7,115,486	M	\$ 8,601,502	\$ 1,486,016	11/17/2016	7/1/2016	6/30/2022	The Queen's Medical Center	ASO LOG No. 17-027-M9. To develop, maintain services and participate in the Hawaii comprehensive trauma system.	Review of expenditure reports	N	S
HTH 730	B	\$ 1,195,934	M	\$ 1,998,472	\$ 802,538	8/11/2016	7/1/2016	6/30/2022	Wilcox Memorial Hospital	ASO LOG No. 17-032-M9. To develop, maintain services and participate in the Hawaii comprehensive trauma system.	Review of expenditure reports	N	S
HTH 730	B	\$ 1,287,933	M	\$ 1,948,028	\$ 660,095	6/22/2017	7/1/2016	6/30/2022	North Hawaii Community Hospital, Inc.	ASO LOG No. 17-035-M7. To develop, maintain services and participate in the Hawaii comprehensive trauma system.	Review of expenditure reports	N	S
HTH 730	B	\$ 198,694	M	\$ 256,854	\$ 58,160	3/6/2017	7/1/2016	6/30/2022	Molokai General Hospital	ASO LOG No. 17-045-M6. To develop, maintain services and participate in the Hawaii comprehensive trauma system.	Review of expenditure reports	N	S
HTH 730	B	\$ 76,580	M	\$ 245,000	\$ 168,420	1/10/2017	7/1/2016	6/30/2022	Waianae District Comprehensive Health and Hospital Board, Incorporated dba Waianae Coast Comprehensive Health Center	17-047-M5. To develop, maintain services and participate in the Hawaii comprehensive trauma system.	Review of expenditure reports	N	S
HTH 730	B	\$ 97,995	M	\$ 300,000	\$ 202,005	8/12/2016	7/1/2016	6/30/2022	Wahiawa General Hospital	ASO LOG NO. 17-049-M5. To develop, maintain services and participate in the Hawaii comprehensive trauma system.	Review of expenditure reports	N	S
HTH 730	B	\$ 143,090	O	\$ 143,090	\$ -	7/31/2017	5/15/2017	6/30/2022	Trauma Center Association of American, Inc.	ASO LOG No. 17-187-M4. To develop, maintain services and participate in the Hawaii comprehensive trauma system.	Review of expenditure reports	N	S
HTH 730	B	\$ -	M	\$ 1,400,000	\$ 1,400,000	7/16/2019	7/16/2019	6/30/2022	Castle Medical Center dba Adventist Health Castle	ASO LOG NO. 19-199-M1. To develop, maintain services and participate in the Hawaii comprehensive trauma system.	Review of expenditure reports	N	S
HTH 730	B	\$ 1,767,466	M	\$ 2,162,455	\$ 394,989	8/23/2019	7/1/2017	6/30/2022	Maui Health System, A Kaiser Foundation Hospitals LLC	ASO LOG NO. 18-183-M2. To develop, maintain services and participate in the Hawaii comprehensive trauma system. (Maui Memorial Medical Center)	Review of expenditure reports	N	S
HTH 730	B	\$ 20,617	M	\$ 250,000	\$ 229,383	12/6/2019	7/1/2017	6/30/2022	Maui Health System, A Kaiser Foundation Hospitals LLC	ASO LOG No. 18-139-M1. To develop, maintain services and participate in the Hawaii comprehensive trauma system. (Kula)	Review of expenditure reports	N	S
HTH 730	B	\$ 39,741	M	\$ 250,000	\$ 210,259	12/20/2019	7/1/2017	6/30/2022	Maui Health System, A Kaiser Foundation Hospitals LLC	ASO LOG No. 18-140-M1. To develop, maintain services and participate in the Hawaii comprehensive trauma system. (Lanai)	Review of expenditure reports	N	S
HTH 730	B	\$ 50,000	M	\$ 200,000	\$ 150,000	6/25/2020	7/1/2018	6/30/2022	Kahuku Medical Center	ASO LOG No. 19-272-M1. To develop, maintain services and participate in the Hawaii comprehensive trauma system.	Review of expenditure reports	N	S
HTH 730	B	\$ 83,363	M	\$ 337,493	\$ 254,130	3/4/2019	7/1/2017	6/30/2022	ImageTrend, Inc.	ASO LOG No. 18-059-M3. To maintain Hawaii Trauma Registry database.	Review of expenditure reports	N	S
HTH 730	B	\$ 79,770	M	\$ 300,000	\$ 220,230	6/30/2019	7/1/2016	6/30/2022	Samuel Mahelona Memorial Hospital	ASO LOG No. 17-046-M5. To develop, maintain services and participate in the Hawaii comprehensive trauma system.	Review of expenditure reports	N	S
HTH 730	B	\$ 158,931	M	\$ 300,000	\$ 141,069	11/17/2016	7/1/2016	6/30/2022	Kauai Veterans Memorial Hospital	ASO LOG No. 17-048-M5. To develop, maintain services and participate in the Hawaii comprehensive trauma system.	Review of expenditure reports	N	S

Department of Health
Active Contracts as of December 1, 2021

Table 14

Prog ID	MOF	Amount	Frequency (M/A/O)	Max Value	Outstanding Balance	Date Executed	From	To	Entity	Contract Description	Explanation of How Contract is Monitored	POS Y/N	Category E/L/P/C/G/S/*
HTH 730	T	\$ 2,800,896	M	\$ 3,361,075	\$ 560,179	10/27/2017	7/1/2017	6/30/2022	International Life Support, Inc. dba American Medical Response	ASO LOG NO. 18-041-M5. To provide continuous 911 advanced life support emergency ground ambulance service on the islands of Maui, Molokai and Lanai and to provide helicopter ambulance services to respond to 911 calls and transfer requests. Possible extensions to: 06/30/2023.	Review of monthly expenditure reports. Review of provider internal and external audits, monitoring reports and corrective action plans. Review of HEMSIS reports. Review of quarterly quality improvement reports.	Y	S
HTH 730	V	\$ -	M	\$ 46,171,411	\$ 46,171,411	12/xx/2021	7/1/2021	6/30/2022	City and County of Honolulu	ASO LOG NO. 22-081. To provide continuous 911 advanced life support / basic life support emergency ground ambulance service on the island of Oahu. Possible extension to: 06/30/2027.	Review of monthly expenditure reports. Review of provider internal and external audits, monitoring reports and corrective action plans. Review of HEMSIS reports. Review of quarterly quality improvement reports.	Y	S
HTH 730	V	\$ -	M	\$ 16,522,419	\$ 16,522,419	2/28/2018	7/1/2017	6/30/2022	County of Hawaii	ASO LOG NO. 18-045-M6. To provide continuous 911 advanced life support / basic life support emergency ground ambulance service on the island of Hawaii; and to provide helicopter ambulance services to respond to 911 call and transfer requests. Possible extension to: 06/30/2023.	Review of monthly expenditure reports. Review of provider internal and external audits, monitoring reports and corrective action plans. Review of HEMSIS reports. Review of quarterly quality improvement reports.	Y	S
HTH 730	V	\$ -	M	\$ 201,306	\$ 201,306	6/30/2021	7/1/2021	6/30/2022	County of Kauai (Police Department)	ASO LOG NO. 22-033-M1. To operate an emergency medical services dispatch communication center. Possible extensions to: 06/30/2027.	Review of monthly expenditure reports.	Y	S
HTH 730	V	\$ -	M	\$ 485,916	\$ 485,916	6/29/2021	7/1/2021	6/30/2022	County of Maui (Police Department)	ASO LOG NO. 22-034-M1. To operate an emergency medical services dispatch communication center. Possible extensions to: 06/30/2027.	Review of monthly expenditure reports.	Y	S
HTH 730	V	\$ 1,436,155	M	\$ 7,233,092	\$ 5,796,937	10/27/2017	7/1/2017	6/30/2022	International Life Support, Inc. dba American Medical Response	ASO LOG NO. 18-040-M5. To provide continuous 911 advanced life support emergency ground ambulance service on the island of Kauai. Possible extensions to: 06/30/2023.	Review of monthly expenditure reports. Review of provider internal and external audits, monitoring reports and corrective action plans. Review of HEMSIS reports. Review of quarterly quality improvement reports.	Y	S
HTH 730	V	\$ 3,022,963	M	\$ 13,642,899	\$ 10,619,936	10/27/2017	7/1/2017	6/30/2022	International Life Support, Inc. dba American Medical Response	ASO LOG NO. 18-041-M5. To provide continuous 911 advanced life support emergency ground ambulance service on the islands of Maui, Molokai and Lanai and to provide helicopter ambulance services to respond to 911 calls and transfer requests. Possible extensions to: 06/30/2023.	Review of monthly expenditure reports. Review of provider internal and external audits, monitoring reports and corrective action plans. Review of HEMSIS reports. Review of quarterly quality improvement reports.	Y	S
HTH840	N	\$ 58,292	O-upon deliverables	\$ 215,011	\$ 156,719	11/11/2020	11/11/2020	11/10/2023	The Coral Reef Alliance	Best management practices and education & outreach activities for the Wahikuli Gulch in West Maui, ASO Log No. 20-166	Program Review	N	S
HTH840	N	\$ 735,161	O-upon deliverables	\$ 735,161	\$ -	1/30/2018	1/30/2018	1/29/2022	Department of Land and Natural Resources/DOFAW	West Maui ungulate exclusion fencing & maintenance, ASO Log No. 17-195	Program Review	N	S
HTH840	N	\$ 60,093	O-upon deliverables	\$ 150,559	\$ 90,467	12/24/2019	12/24/2019	6/23/2022	Hui o Koolaupoko	Koolaupoko Moku Watersheds Coordinator, ASO Log No. 19-206	Program Review	N	S
HTH840	N	\$ 8,339	O-upon deliverables	\$ 92,186	\$ 83,847	3/29/2021	3/29/2021	5/28/2022	Kahoolawe Island Reserve Commission	Improving water quality in the Hakioawa watershed on Kahoolawe, ASO Log No. 21-049	Program Review	N	S
HTH840	N	\$ 244,773	O-upon deliverables	\$ 324,894	\$ 80,121	11/20/2018	11/20/2018	11/19/2022	Microbiology Consulting Services, LLC	Kona laboratory services for CWB-Monitoring, ASO Log No. 18-203	Program Review	N	S
HTH840	N	\$ 290,581	O-upon deliverables	\$ 599,999	\$ 309,418	5/1/2019	5/1/2019	4/30/2024	Maui Land & Pineapple	West Maui ahupua'a approach to best management practices, ASO Log No. 19-156	Program Review	N	S
HTH840	N	\$ 4,554	O-upon deliverables	\$ 210,934	\$ 206,380	11/23/2020	11/23/2020	11/22/2023	The Nature Conservancy	Koolaupoko Watershed restoration above Heeia Stream and Kaneohe Bay, ASO Log No. 20-165	Program Review	N	S
HTH840	N	\$ 275,006	O-upon deliverables	\$ 304,726	\$ 29,720	4/11/2019	4/11/2019	5/10/2022	Oahu Resource Conservation & Development Council	Kahaluu, Waihee & Halamoa watersheds agriculture conservation planning and implementation, ASO Log No. 19-154	Program Review	N	S
HTH840	N	\$ -	O-upon deliverables	\$ 230,033	\$ 230,033	9/30/2021	9/30/2021	9/29/2023	Oahu Resource Conservation & Development Council	Agricultural stewardship and stream restoration in Kiikii and Paukauila watersheds, ASO Log No. 22-083	Program Review	N	S

Department of Health
Active Contracts as of December 1, 2021

Table 14

Prog ID	MOF	Amount	Frequency (M/A/O)	Max Value	Outstanding Balance	Date Executed	From	To	Entity	Contract Description	Explanation of How Contract is Monitored	POS Y/N	Category E/L/P/C/G/S/*
HTH840	N	\$ 79,605	O-upon deliverables	\$ 149,985	\$ 70,380	5/15/2020	5/15/2020	5/14/2022	PG Environmental, LLC	Pollution control measures for the Waialeale Watershed Plan, ASO Log No. 20-143	Program Review	N	S
HTH840	N/P/T	\$ 47,000	O-upon deliverables	Based on rate schedule	\$ -	9/14/2020	9/14/2020	9/13/2023	PG Environmental, LLC	Clean Water Branch support services, ASO Log No. 20-186	Program Review	N	S
HTH840	N	\$ 205,174	O-upon deliverables	\$ 349,923	\$ 144,749	8/12/2019	8/12/2019	8/11/2022	University of Hawaii	Honouliuli Watershed, Mailiili Watershed, and Kaiaka Bay Watershed nonpoint source pollution control project, ASO Log No. 20-123	Program Review	N	S
HTH840	N	\$ 38,520	O-upon deliverables	\$ 306,462	\$ 267,942	3/31/2020	3/31/2020	9/29/2023	University of Hawaii	Water quality improvement project at Heeia Fishpond, ASO Log No. 20-139	Program Review	N	S
HTH840	N	\$ 308,832	O-upon deliverables	\$ 350,998	\$ 42,165	3/20/2019	3/20/2019	3/19/2022	Waipa Foundation	Implement a comprehensive watershed project for the ahupua'a of Waipa, Phase II, ASO Log No. 19-155	Program Review	N	S
HTH840	W	\$ 20,009	O-upon deliverables	\$ 100,000	\$ 79,991	3/19/2019	1/1/2019	12/31/2021	Okahara and Associates, Inc.	Contract for Engineering Services based upon request for qualifications; EMD-SDWB, ASO Log No. 19-148	Program Review	N	S
HTH840	W	\$ 66,500	O-upon deliverables	\$ 100,000	\$ 33,500	3/19/2019	1/1/2019	12/31/2021	Belt Collins Hawaii LLC	Contract for Engineering Services based upon request for qualifications; EMD-SDWB, ASO Log No. 19-167	Program Review	N	S
HTH840	W	\$ -	O-upon deliverables	\$ 100,000	\$ 100,000	3/19/2019	1/1/2019	12/31/2021	Akinaka & Associates, Ltd.	Contract for Engineering Services based upon request for qualifications; EMD-SDWB, ASO Log No. 19-185	Program Review	N	S
HTH840	W	\$ 20,059	O-upon deliverables	\$ 100,000	\$ 79,941	3/19/2019	1/1/2019	12/31/2021	Island Life Engineering LLC	Contract for Engineering Services based upon request for qualifications; EMD-SDWB, ASO Log No. 19-186	Program Review	N	S
HTH840	W	\$ 20,000	O-upon deliverables	\$ 100,000	\$ 80,000	3/19/2019	1/1/2019	12/31/2021	Pryzm Consulting LLC	Contract for Engineering Services based upon request for qualifications; EMD-SDWB, ASO Log No. 19-187	Program Review	N	S
HTH840	W	\$ 66,561	O-upon deliverables	\$ 100,000	\$ 33,439	11/27/2019	9/1/2019	12/31/2021	Imata & Associates, Inc.	Contract for Engineering Services based upon request for qualifications; EMD-SDWB, ASO Log No. 20-147	Program Review	N	S
HTH840	W	\$ -	O-upon deliverables	\$ 100,000	\$ 100,000	12/23/2020	9/15/2020	12/31/2021	Mechanical Engineers of Hawaii Corp.	Contract for Engineering Services based upon request for qualifications; EMD-SDWB, ASO Log No. 21-072	Program Review	N	S
HTH840	W	\$ 465,164	O-upon deliverables	\$ 750,600	\$ 285,437	7/22/2019	2/1/2019	1/31/2023	Rural Community Assistance Corporation	Implement and manage the program to assist small public water systems to protect public health for the citizens of the State of Hawaii; EMD-SDWB, ASO Log No. 19-184	Program Review	N	S
HTH840	W	\$ 196,245	O-upon deliverables	\$ 356,008	\$ 159,763	7/5/2019	12/1/2018	11/30/2022	The Northbridge Group, Inc. dba Northbridge Environmental Management Consultants	To provide ongoing support to the State of Hawaii DOH for the operation and maintenance of the Hawaii web-based Loans and Grants Tracking System; EMD-SDWB, ASO Log No. 19-220-M3 (Contract No 67927).	Program Review	N	S
HTH840	P/W	\$ 382,574	O-upon deliverables	\$ 580,527	\$ 197,953	2/11/2021	1/8/2021	12/31/2022	TruePani Inc.	Hawaii Water Infrastructure Improvements for the Nation (WIIN) Section 2107 Drinking Water Project - Lead Testing in School and Child Care Program; EMD-SDWB, ASO Log No. 21-117.	Program Review	N	S
HTH840	B	\$ 14,559,229	O-upon deliverables	\$ 20,790,000	\$ 6,230,771	6/27/2018	7/1/2018	9/30/2022	Aloha Glass Recycling Inc., dba Aloha Recycling	Payment of deposit refunds and handling fees, EMD-SHWB, ASO Log No. 19-002	Program Review	N	S
HTH840	B	\$ 20,700,483	O-upon deliverables	\$ 31,520,000	\$ 10,819,517	6/26/2018	7/1/2018	9/30/2022	Atlas Recycling Centers, LLC	Payment of deposit refunds and handling fees, EMD-SHWB, ASO Log No. 19-003	Program Review	N	S
HTH840	B	\$ 3,521,349	O-upon deliverables	\$ 5,616,000	\$ 2,094,651	5/30/2018	7/1/2018	9/30/2022	CM Recycling, LLC	Payment of deposit refunds and handling fees, EMD-SHWB, ASO Log No. 19-004	Program Review	N	S
HTH840	B	\$ 9,103,378	O-upon deliverables	\$ 13,735,000	\$ 4,631,622	6/26/2018	7/1/2018	9/30/2022	Hanada & Son, Inc., dba Aloha Shell Service	Payment of deposit refunds and handling fees, EMD-SHWB, ASO Log No. 19-006	Program Review	N	S
HTH840	B	\$ 6,020,539	O-upon deliverables	\$ 10,296,000	\$ 4,275,461	6/18/2018	7/1/2018	9/30/2022	HMP, Inc., dba Business Services Hawaii	Payment of deposit refunds and handling fees, EMD-SHWB, ASO Log No. 19-007	Program Review	N	S
HTH840	B	\$ 305,879	O-upon deliverables	\$ 936,000	\$ 630,121	6/26/2018	7/1/2018	9/30/2022	Honolulu Recovery Systems, Inc.	Payment of deposit refunds and handling fees, EMD-SHWB, ASO Log No. 19-009	Program Review	N	S
HTH840	B	\$ 4,556,191	O-upon deliverables	\$ 10,300,000	\$ 5,743,809	6/26/2018	7/1/2018	9/30/2022	Island Container Redemption, LLC	Payment of deposit refunds and handling fees, EMD-SHWB, ASO Log No. 19-011	Program Review	N	S

Department of Health
Active Contracts as of December 1, 2021

Table 14

Prog ID	MOF	Amount	Frequency (M/A/O)	Max Value	Outstanding Balance	Date Executed	From	To	Entity	Contract Description	Explanation of How Contract is Monitored	POS Y/N	Category E/L/P/C/G/S/*
HTH840	B	\$ 13,153,990	O-upon deliverables	\$ 20,928,000	\$ 7,774,010	6/26/2018	7/1/2018	9/30/2022	K & C Metal, LLC	Payment of deposit refunds and handling fees, EMD-SHWB, ASO Log No. 19-019	Program Review	N	S
HTH840	B	\$ 6,458,027	O-upon deliverables	\$ 10,150,000	\$ 3,691,973	7/3/2018	7/1/2018	9/30/2022	Kauai Community Recycling Services, LLC	Payment of deposit refunds and handling fees, EMD-SHWB, ASO Log No. 19-010	Program Review	N	S
HTH840	B	\$ 4,750,225	O-upon deliverables	\$ 7,640,000	\$ 2,889,775	6/26/2018	7/1/2018	9/30/2022	Lahaina International Market, LLC	Payment of deposit refunds and handling fees, EMD-SHWB, ASO Log No. 19-012	Program Review	N	S
HTH840	B	\$ -	O-upon deliverables	\$ 1,368,000	\$ 1,368,000	8/25/2021	9/1/2021	8/31/2022	Maui Disposal Co., Inc.	Operate a certified redemption center on Lanai, ASO Log No. 22-077	Program Review	N	S
HTH840	B	\$ 364,315	O-upon deliverables	\$ 826,000	\$ 461,685	5/30/2018	7/1/2018	9/30/2022	Maui Disposal Co., Inc. (Lanai)	Payment of deposit refunds and handling fees, EMD-SHWB, ASO Log No. 19-013	Program Review	N	S
HTH840	B	\$ 986,354	O-upon deliverables	\$ 1,835,000	\$ 848,646	5/30/2018	7/1/2018	9/30/2022	Maui Disposal Co., Inc. (Molokai)	Payment of deposit refunds and handling fees, EMD-SHWB, ASO Log No. 19-014	Program Review	N	S
HTH840	B	\$ 1,153,871	O-upon deliverables	\$ 2,773,000	\$ 1,619,129	5/30/2018	7/1/2018	9/30/2022	Maui Disposal Co., Inc. (Maui)	Payment of deposit refunds and handling fees, EMD-SHWB, ASO Log No. 19-015	Program Review	N	S
HTH840	B	\$ 4,275,401	O-upon deliverables	\$ 6,076,000	\$ 1,800,599	6/26/2018	7/1/2018	9/30/2022	Monster HI-5 & Tires, Inc.	Payment of deposit refunds and handling fees, EMD-SHWB, ASO Log No. 19-016	Program Review	N	S
HTH840	B	\$ 4,234,407	O-upon deliverables	\$ 6,922,000	\$ 2,687,593	5/30/2018	7/1/2018	9/30/2022	Mr. K's Recycle & Redemption	Payment of deposit refunds and handling fees, EMD-SHWB, ASO Log No. 19-017	Program Review	N	S
HTH840	B	\$ 27,970,569	O-upon deliverables	\$ 45,814,000	\$ 17,843,431	6/18/2018	7/1/2018	9/30/2022	Reduce Reuse Recyclers Services Hawaii LLC, dba RRR Recycling Services Hawaii	Payment of deposit refunds and handling fees, EMD-SHWB, ASO Log No. 19-022	Program Review	N	S
HTH840	B	\$ 39,753,870	O-upon deliverables	\$ 58,000,000	\$ 18,246,130	6/26/2018	7/1/2018	9/30/2022	Reynolds Recycling, Inc.	Payment of deposit refunds and handling fees, EMD-SHWB, ASO Log No. 19-021	Program Review	N	S
HTH840	B	\$ 1,223,082	O-upon deliverables	\$ 1,899,922	\$ 676,840	10/23/2018	7/1/2018	6/30/2022	County of Hawaii	County support of DBC program, ASO Log No. 19-023	Program Review	N	S
HTH840	B	\$ 787,188	O-upon deliverables	\$ 1,199,516	\$ 412,328	10/23/2018	7/1/2018	6/30/2022	County of Kauai	Assist the State by supporting the operations of certified redemption centers, providing compliance assistance, and providing educational and outreach support under the deposit beverage container (DBC) program, EMD-SHWB, ASO Log No. 19-024	Program Review	N	S
HTH840	B	\$ 349,895	O-upon deliverables	\$ 1,218,630	\$ 868,735	7/1/2020	7/1/2020	6/30/2022	City & County of Honolulu	Glass recycling programs, ASO Log No. 21-010	Program Review	N	S
HTH840	B	\$ -	O-upon deliverables	\$ 265,410	\$ 265,410	6/23/2020	7/1/2020	6/30/2022	County of Hawaii	Glass recycling programs, ASO Log No. 21-008	Program Review	N	S
HTH840	B	\$ -	O-upon deliverables	\$ 263,280	\$ 263,280	10/7/2020	7/1/2020	6/30/2022	County of Maui	Glass recovery programs, ASO Log No. 21-009	Program Review	N	S
HTH840	B	\$ 160,000	O-upon deliverables	\$ 504,950	\$ 344,950	11/20/2018	7/1/2018	6/30/2022	County of Hawaii	Collect and recycle electronic waste, EMD-SHWB, ASO Log No. 19-028	Program Review	N	S
HTH840	B	\$ 160,000	O-upon deliverables	\$ 504,000	\$ 344,000	6/12/2019	7/1/2018	6/30/2022	County of Maui	Collect and recycle electronic waste, EMD-SHWB, ASO Log No. 19-029	Program Review	N	S
HTH840	P	\$ -	O-upon deliverables	\$ 22,500	\$ 22,500	9/23/2021	10/1/2021	9/30/2022	Peter S. Adler, PhD	Fuel Tank Advisory Committee meeting facilitator MOA	Program Review	N	S
HTH840	A	\$ 117,055	O-upon deliverables	\$ 207,060	\$ 90,005	10/11/2019	9/1/2019	6/20/2022	Christin T. Reynolds dba One World One Water, LLC	Facilitation of the Cesspool Conversion Working Group, EMD-WWB, ASO Log No. 20-174	Program Review	N	S
HTH849	A/B/N/P/W/T	\$ 609,043	O-upon deliverables	Based on rate schedule	\$ 701,000	8/3/2020	4/1/2020	3/31/2022	Windsor Solutions, Inc.	Services involving planning, designing, and implementing information management systems for EHA programs, ASO Log No. 20-222	Project Officer/IT Team review and approval of deliverables	N	S
HTH905	A	\$ -	M	\$ 24,342	\$ 24,342	7/1/2021	7/1/2021	6/30/2022	National Foundation of Dentistry for the Handicapped	Donated dental services program to provide comprehensive dental services for individuals who are elderly, with a disability or who are medically compromised.	Quarterly Reports	Y	S

Department of Health
Active Contracts as of December 1, 2021

Table 14

Prog ID	MOF	Amount	Frequency (M/A/O)	Max Value	Outstanding Balance	Date Executed	From	To	Entity	Contract Description	Explanation of How Contract is Monitored		POS Y/N	Category E/L/P/C/G/S/*
HTH907	N	\$ 1,046,906	A	\$ 1,500,000	\$ 720,936	10/1/2021	10/1/XX	9/30/XX	Hawaii Hospital Education & Research Foundation	Prepare hospitals and the healthcare industry for emergencies through the effort of this healthcare coalition.	Monthly meetings, attending workshops and exercises, reports, etc.	Y	S	
HTH907	A	\$ 6,000	A	\$ 6,000	\$ 3,000	7/1/2021	7/1/2021	6/30/2022	Vendor	Janitorial Services	Hawaii District Health Office	S	S	
HTH907	A	\$ 6,876	A	\$ 6,876	\$ 3,257	7/1/2021	7/1/2021	6/30/2022	Vendor	Janitorial Services	Hawaii District Health Office	S	S	
HTH907	A	\$ 5,187	A	\$ 5,187	\$ 2,594	7/1/2021	7/1/2021	6/30/2022	Vendor	Yard Services	Hawaii District Health Office	S	S	
FOOTNOTE:														
*Due to COVID-19 demands and the recent spike in cases, information for HTH131 is as currently available.														

Department of Health
Capital Improvements Program (CIP) Requests

Table 15

<u>Prog ID</u>	<u>Prog ID</u> <u>Priority</u>	<u>Dept- Wide</u> <u>Priority</u>	<u>Senate</u> <u>District</u>	<u>Rep.</u> <u>District</u>	<u>Project Title</u>	<u>MOF</u>	<u>FY22 \$\$\$</u>	<u>FY23 \$\$\$</u>
HTH100	1	1	7	2	Project #100231 - KALAUPAPA SETTLEMENT, CLOSE LANDFILLS, MOLOKAI	C	\$ -	\$ 7,809,000
HTH100	2	2	7	2	Project #100232 - KALAUPAPA SETTLEMENT, IMPROVEMENTS, MOLOKAI	C	\$ -	\$ 945,000
HTH100	3	3	7	2	Project #100233 - KALAUPAPA SETTLEMENT, REMOVE UNDERGROUND STORAGE TANKS, MOLOKAI	C	\$ -	\$ 580,000

Department of Health
CIP Lapses

Table 16

<u>Prog ID</u>	<u>Act/Year of Appropriation</u>	<u>Project Title</u>	<u>MOF</u>	<u>Lapse Amount</u> <u>\$\$\$\$</u>	<u>Reason</u>
None					

Department of Health
Program ID Sub-Organizations

Table 17

<u>Program ID</u>	<u>Sub-Org Code</u>	<u>Name</u>	<u>Objective</u>
HTH100	DD	TUBERCULOSIS DISEASE CONTROL SERVICES	TO REDUCE THE INCIDENCE, SEVERITY, AND DISABLING EFFECTS OF ESTABLISHED, COMMUNICABLE DISEASES OF PUBLIC HEALTH IMPORTANCE (I.E., TUBERCULOSIS (TB), SEXUALLY TRANSMITTED DISEASES (STDs), HUMAN IMMUNODEFICIENCY VIRUS (HIV) AND HANSEN'S DISEASE) BY ADOPTING PREVENTIVE MEASURES AND BY UNDERTAKING PROGRAMS OF EARLY DETECTION AND EFFECTIVE TREATMENT. TO PROVIDE LONG TERM CARE TO HANSEN'S DISEASE PATIENTS WHO HAVE BEEN DISABLED EITHER DIRECTLY FROM PATHOLOGICAL EFFECTS OF THE DISEASE, OR PSYCHOLOGICALLY OR SOCIALLY FROM THE EFFECTS OF PROLONGED INSTITUTIONALIZATION. TO IMPROVE AND MAINTAIN THE HEALTH OF INDIVIDUALS AND COMMUNITIES BY PROMOTING HEALTHY LIFESTYLE CHOICES AND ASSURING ACCESS TO HEALTH CARE SERVICES THROUGH PUBLIC HEALTH NURSING AND SCHOOL HEALTH-RELATED SERVICES.
	DE	HANSEN'S DISEASE CONTROL SERVICES	
	DF	HALE MOHALU AT LEAHI	
	DG	KALAUAPAPA SETTLEMENT	
	DH	STD PREVENTION SERVICES	
	DI	AIDS PREVENTION SERVICES	
	KE	COMMUNICABLE DISEASE & PUBLIC HEALTH NURSING - ADMIN	
	KJ	PUBLIC HEALTH NURSING SERVICES	
	KL	SCHOOL HEALTH SERVICES	
HTH131	DA	DISEASE OUTBREAK CONTROL ADMIN	TO REDUCE THE INCIDENCE, SEVERITY, AND DISABLING EFFECTS RELATED TO INFECTIOUS DISEASES, EMERGING DISEASE THREATS AND POTENTIAL NATURAL OR INTENTIONAL HAZARDS INCLUDING ACTS OF TERRORISM THROUGH ASSURANCE OF PUBLIC HEALTH PREPAREDNESS, DISEASE SURVEILLANCE/EARLY DETECTION, PUBLIC HEALTH INVESTIGATION, PUBLIC HEALTH INTERVENTIONS SUCH AS DISTRIBUTION OF MEDICAL COUNTERMEASURES AS INDICATED, APPROPRIATE PUBLIC HEALTH RECOMMENDATIONS, EDUCATION, AND OTHER METHODS OF DISEASE PREVENTION AND RISK REDUCTION.
	DC	IMMUNIZATION	
	DJ	DISEASE INVESTIGATION	
HTH420	HE	OAHU CMH SERVICES	TO REDUCE THE SEVERITY OF DISABILITY DUE TO MENTAL ILLNESS THROUGH PROVISION OF COMMUNITY-BASED SERVICES INCLUDING GOAL-ORIENTED OUTPATIENT SERVICES, CASE MANAGEMENT
	HG	COURT EVALUATION SERVICES	
	HL	HAWAII COUNTY CMH SERVICES	

Department of Health
Program ID Sub-Organizations

Table 17

<u>Program ID</u>	<u>Sub-Org Code</u>	<u>Name</u>	<u>Objective</u>
	HM	MAUI CMH SERVICES	SERVICES, REHABILITATION SERVICES, CRISIS INTERVENTION SERVICES AND COMMUNITY HOUSING OPPORTUNITIES.
	HN	KAUAI CMH SERVICES	
	HO	OTHER SVCS INCLUDING POS & GIA	
HTH430	HQ	HAWAII STATE HOSPITAL INPATIENT	TO REDUCE THE SEVERITY OF DISABILITY DUE TO SEVERE MENTAL ILLNESS THROUGH PROVISION OF INPATIENT AND OUTPATIENT CARE WITH THE ULTIMATE GOAL OF COMMUNITY REINTEGRATION.
	HR	AFFILIATED PROGRAMS	
HTH440	HD	ALCOHOL AND DRUG ABUSE ADMIN	TO PROVIDE THE LEADERSHIP NECESSARY FOR THE DEVELOPMENT AND DELIVERY OF A CULTURALLY APPROPRIATE, COMPREHENSIVE SYSTEM OF QUALITY SUBSTANCE ABUSE PREVENTION AND TREATMENT SERVICES DESIGNED TO MEET THE NEEDS OF INDIVIDUALS AND FAMILIES.
	HO	OTHER SVCS INCLUDING POS & GIA	
	HT	TREATMENT AND RECOVERY	
	HU	PREVENTION	
HTH460	HE	OAHU CMH SERVICES	TO PROVIDE TIMELY AND EFFECTIVE MENTAL HEALTH ASSESSMENT AND TREATMENT SERVICES TO CHILDREN AND YOUTH WITH EMOTIONAL AND BEHAVIORAL CHALLENGES, AND THEIR FAMILIES.
	HF	CHILD & ADOLESCENT MH ADMIN	
	HO	OTHER SVCS INCLUDING POS & GIA	
	HS	FAMILY COURT LIAISON	
	HV	NEIGHBOR ISLAND CMH SERVICES	
HTH495	HA	BHA ADMIN	TO ENHANCE PROGRAM EFFECTIVENESS AND EFFICIENCY BY FORMULATING POLICIES; DIRECTING OPERATIONS AND PERSONNEL; AND PROVIDING OTHER ADMINISTRATIVE SERVICES IN THE AREAS OF ADULT MENTAL HEALTH INPATIENT AND OUTPATIENT SERVICES AND THE OTHER DIVISIONS OF THE BEHAVIORAL HEALTH ADMINISTRATION.
	HB	ADULT MENTAL HEALTH ADMIN	
	HC	PROGRAM IMPROVEMENT AND EXCELLENCE	

Department of Health
Program ID Sub-Organizations

Table 17

<u>Program ID</u>	<u>Sub-Org Code</u>	<u>Name</u>	<u>Objective</u>
HTH501	CM	PURCHASE OF SERVICES	TO SUPPORT INDIVIDUALS WITH INTELLECTUAL DISABILITIES/ DEVELOPMENTAL DISABILITIES, AND/OR NEUROTRAUMA TO LIVE A HEALTHY, MEANINGFUL, PRODUCTIVE AND SAFE LIFE IN THE COMMUNITY THROUGH THE DEVELOPMENT, ADMINISTRATION, PROVISION, AND MONITORING OF A COMPREHENSIVE SYSTEM OF APPROPRIATE SUPPORT SERVICES.
	CN	STATE MATCH FOR TITLE XIX PROGRAM	
	CU	CASE MANAGEMENT ADMIN	
	CV	COMMUNITY RESOURCES	
	ED	HOSPITAL & COMMUNITY DENTAL SVCS	
	JA	OUTCOMES AND COMPLIANCE	
	JN	NEUROTRAUMA	
	JO	CASE MANAGEMENT, OAHU	
	JQ	CASE MANAGEMENT, HAWAII	
	JR	CASE MANAGEMENT, MAUI	
	JS	CASE MANAGEMENT, KAUAI	
	KB	DEVELOPMENTAL DISABILITIES ADMIN	
HTH520	AI	DISABILITY & COMMUNICATION ACCESS BOARD	TO ENSURE THAT PERSONS WITH DISABILITIES ARE PROVIDED EQUAL ACCESS TO PROGRAMS, SERVICES, ACTIVITIES, EMPLOYMENT OPPORTUNITIES AND FACILITIES TO PARTICIPATE FULLY AND INDEPENDENTLY IN SOCIETY.
HTH560	CC	CHILDREN WITH SPECIAL HEALTH NEEDS	TO IMPROVE THE HEALTH OF WOMEN, INFANTS, CHILDREN, ADOLESCENTS AND OTHER VULNERABLE POPULATIONS AND THEIR FAMILIES BY INCREASING PUBLIC AWARENESS AND PROFESSIONAL EDUCATION ABOUT THE IMPORTANCE OF A LIFE COURSE PERSPECTIVE; ADVOCATING FOR SYSTEMIC CHANGES THAT ADDRESS HEALTH EQUITY AND THE SOCIAL DETERMINANTS OF HEALTH, AND ASSURING ACCESS TO A SYSTEM OF HEALTH CARE THAT IS FAMILY/PATIENT CENTERED, COMMUNITY BASED PREVENTION FOCUSED, WITH EARLY DETECTION AND TREATMENT, AND PROVIDES HABILITATIVE AND REHABILITATIVE SERVICES FOR THOSE WITH CHRONIC CONDITIONS.
	CF	FAMILY & COMMUNITY SUPPORT	
	CG	EARLY INTERVENTION	
	CK	MATERNAL & CHILD HEALTH - ADMIN	
	CT	HOME VISITATION	
	CW	WOMEN'S HEALTH	
	GI	WOMEN, INFANTS, & CHILDREN	
	KC	FAMILY HEALTH SERVICES ADMIN	
HTH590	GP	CHRONIC DISEASE MANAGEMENT	TO PROMOTE WELLNESS AND IMPROVE THE QUALITY AND LIFESPAN

Department of Health
Program ID Sub-Organizations

Table 17

<u>Program ID</u>	<u>Sub-Org Code</u>	<u>Name</u>	<u>Objective</u>
	GR	PRIMARY PREVENTION	FOR HAWAII'S PEOPLE THROUGH EFFECTIVE PREVENTION, DETECTION, AND MANAGEMENT OF CHRONIC DISEASES.
	KK	CHRONIC DISEASE PREV & HEALTH PROMOTION ADMIN	
HTH595	KA	HRA DEPUTY DIRECTOR	TO IMPROVE AND MAINTAIN THE HEALTH OF INDIVIDUALS AND COMMUNITIES BY PROMOTING HEALTHY LIFESTYLE CHOICES, ADVOCATING FOR SYSTEMIC AND ENVIRONMENTAL POLICY CHANGES AND ASSURING ACCESS TO HEALTH CARE SERVICES THROUGH THE PROVISION OF HEALTH PROMOTION AND EDUCATION, PUBLIC HEALTH NURSING, SCHOOL HEALTH, AND BILINGUAL HEALTH SERVICES. TO PROVIDE AND USE DATA TO IDENTIFY AREAS OF NEED AND PROMOTE THE USE OF BEST PRACTICES TO REDUCE THE INCIDENCE AND BURDEN OF CHRONIC DISEASE AND TO REDUCE HEALTH DISPARITIES AMONG POPULATIONS. TO MANAGE HAWAII'S OFFICE OF MEDICAL CANNABIS CONTROL & REGULATION.
	KM	OFFICE OF MEDICAL CANNABIS CONTROL & REGULATION	
HTH610	FL	ENVIRONMENTAL HEALTH SVCS ADMIN	TO PROTECT THE COMMUNITY FROM FOOD-BORNE ILLNESSES, UNSANITARY OR HAZARDOUS CONDITIONS, ADULTERATED OR MISBRANDED PRODUCTS AND VECTORBORNE DISEASES; AND TO CONTROL NOISE, RADIATION AND INDOOR AIR QUALITY.
	FN	VECTOR CONTROL	
	FP	FOOD AND DRUG	
	FQ	SANITATION	
	FR	INDOOR & RADIOLOGICAL HEALTH	
HTH710	MB	STATE LABORATORIES ADMIN	TO ENHANCE THE EFFECTIVENESS OF OTHER HEALTH PROGRAMS BY PROVIDING SPECIALIZED LABORATORY SERVICES TO HEALTH CARE FACILITIES AND DEPARTMENTAL PROGRAMS AND TO VARIOUS OFFICIAL AGENCIES.
	MG	CHEMISTRY	
	MH	AIR SURVEILLANCE AND ANALYSIS	
	MI	ENVIRONMENTAL MICROBIOLOGY	
	MJ	MEDICAL MICROBIOLOGY	
	MK	CENTRAL SERVICES	
	ML	HAWAII DISTRICT LAB	
	MM	MAUI DISTRICT LAB	

Department of Health
Program ID Sub-Organizations

Table 17

<u>Program ID</u>	<u>Sub-Org Code</u>	<u>Name</u>	<u>Objective</u>
	MN	KAUAI DISTRICT LAB	
HTH720	MP	HEALTH CARE ASSURANCE	TO ESTABLISH AND ENFORCE MINIMUM STANDARDS TO ASSURE THE HEALTH, WELFARE AND SAFETY OF PEOPLE WHEN RECEIVING CARE SERVICES FROM HEALTH CARE FACILITIES.
HTH730	MQ	EMERGENCY MEDICAL SERVICES	TO MINIMIZE DEATH, INJURY, AND DISABILITY DUE TO LIFE THREATENING SITUATIONS BY ASSURING THE AVAILABILITY OF HIGH QUALITY EMERGENCY MEDICAL CARE THROUGH THE DEVELOPMENT OF A STATEWIDE SYSTEM CAPABLE OF PROVIDING COORDINATED EMERGENCY MEDICAL CARE AND INJURY PREVENTION SERVICES.
	MT	INJURY PREVENTION AND CONTROL	
HTH760	MS	HEALTH STATUS MONITORING	TO COLLECT, PROCESS, ANALYZE AND DISSEMINATE RELEVANT, POPULATION-BASED DATA IN A TIMELY FASHION IN ORDER TO ASSESS THE HEALTH STATUS OF HAWAII'S MULTI-ETHNIC POPULATION AND TO FULFILL HEALTH STATISTICAL/LEGAL REQUIREMENTS.
HTH840	FE	ENVIRONMENTAL MANAGEMENT ADMIN	TO PRESERVE AND ENHANCE ENVIRONMENTAL QUALITY AS IT RELATES TO HUMAN AND ECOLOGICAL HEALTH IN HAWAII.
	FF	CLEAN AIR	
	FG	CLEAN WATER	
	FH	SAFE DRINKING WATER	
	FJ	SOLID AND HAZARDOUS WASTE	
	FK	WASTEWATER	
HTH849	FA	DEPUTY DIRECTOR	TO FORMULATE ENVIRONMENTAL POLICY; DIRECT OPERATIONS AND PERSONNEL; AND PROVIDE OTHER ADMINISTRATIVE, PLANNING, HAZARD EVALUATION AND EMERGENCY RESPONSE SERVICES.
	FB	ENVIRONMENTAL RESOURCES	
	FC	ENVIRONMENTAL PLANNING	

Department of Health
Program ID Sub-Organizations

Table 17

<u>Program ID</u>	<u>Sub-Org Code</u>	<u>Name</u>	<u>Objective</u>
	FD	HAZARD EVAL & EMERG RESPONSE	
HTH904	AJ	EXECUTIVE OFFICE ON AGING	TO ENABLE OLDER PERSONS TO LIVE, TO THE GREATEST EXTENT POSSIBLE, HEALTHY, DIGNIFIED AND INDEPENDENT LIVES BY ASSURING AN ACCESSIBLE, RESPONSIVE AND COMPREHENSIVE SYSTEM OF SERVICES THROUGH ADVOCACY, PLANNING, COORDINATION, RESEARCH AND EVALUATION.
HTH905	AH	DEVELOPMENTAL DISABILITIES COUNCIL	TO ASSURE THAT INDIVIDUALS WITH DEVELOPMENTAL DISABILITIES AND THEIR FAMILIES PARTICIPATE IN THE DESIGN OF, AND HAVE ACCESS TO, CULTURALLY COMPETENT SERVICES, SUPPORTS AND OTHER ASSISTANCE AND OPPORTUNITIES THAT PROMOTE INDEPENDENCE, PRODUCTIVITY AND INTEGRATION AND INCLUSION INTO THE COMMUNITY.
HTH906	AC	STATE HEALTH PLANNING & DEVELOPMENT AGENCY	TO PROVIDE A STATEWIDE PROCESS THAT INVOLVES CONSUMERS AND PROVIDERS OF HEALTH CARE IN THE DEVELOPMENT AND IMPLEMENTATION OF A HEALTH SERVICES AND FACILITIES PLAN FOR THE STATE OF HAWAII WHICH WILL PROMOTE EQUAL ACCESS TO QUALITY HEALTH SERVICES AT A REASONABLE COST.
HTH907	AA	DIRECTOR'S OFFICE & COMMUNICATIONS OFFICE	TO ENHANCE THE EFFECTIVENESS AND EFFICIENCY OF OVERALL DEPARTMENTAL FUNCTIONS BY PLANNING, FORMULATING POLICIES, DIRECTING OPERATIONS AND PERSONNEL AND BY PROVIDING OTHER ADMINISTRATIVE SUPPORT. TO MANAGE THE OFFICE OF PUBLIC HEALTH PREPAREDNESS.
	AB	ADMINISTRATIVE SERVICES OFFICE	
	AD	HUMAN RESOURCES OFFICE	
	AE	SPECIAL PROJECTS	
	AG	HEALTH INFORMATION SYSTEMS OFFICE	
	AK	OFFICE OF PUBLIC HEALTH PREPAREDNESS	
	AL	HAWAII DISTRICT HEALTH ADMIN OFFICE	
	AM	MAUI DISTRICT HEALTH ADMIN OFFICE	

Department of Health
Program ID Sub-Organizations

Table 17

<u>Program ID</u>	<u>Sub-Org Code</u>	<u>Name</u>	<u>Objective</u>
	AN	KAUAI DISTRICT HEALTH ADMIN OFFICE	
	AP	OFFICE OF PLANNING, POLICY & PROGRAM DEVELOPMENT	
HTH908	AR	OFFICE OF LANGUAGE ACCESS	TO ADDRESS THE LANGUAGE ACCESS NEEDS OF LIMITED ENGLISH PROFICIENT (LEP) INDIVIDUALS BY PROVIDING CENTRALIZED OVERSIGHT, CENTRAL COORDINATION, AND TECHNICAL ASSISTANCE TO THE STATE AND STATE-FUNDED AGENCIES IN THE IMPLEMENTATION OF LANGUAGE ACCESS REQUIREMENTS.

Department of Health
Organization Changes

Table 18

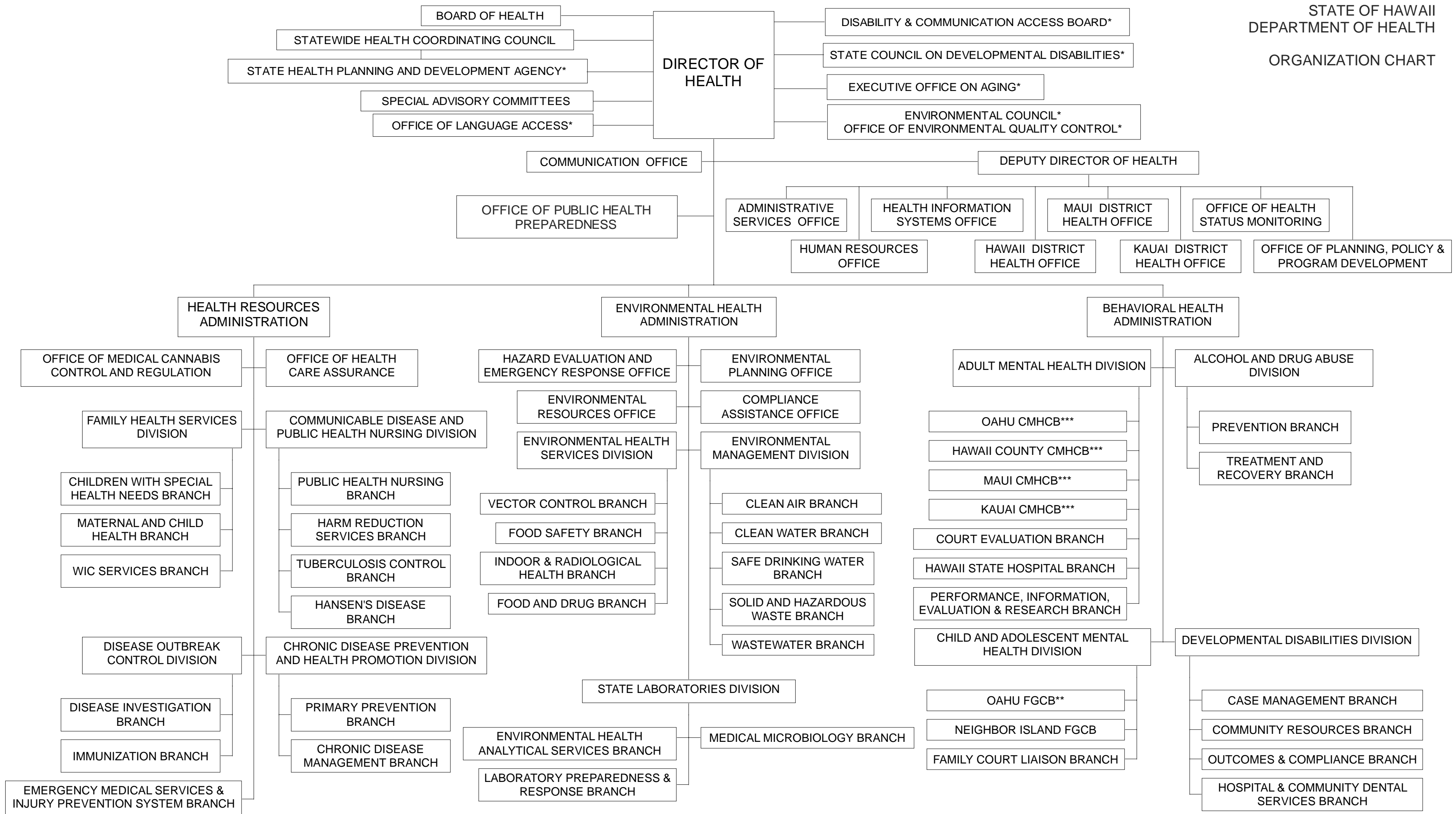
<u>Year of Change</u> FY22/FY23	<u>Description of Change</u>
FY 22	To establish the HIV Data To Care Unit (HDTCU), within the Surveillance Section (SS) of the Harm Reduction Services Branch (HRSB), Communicable Disease and Public Health Nursing Division (CDPHND). To incorporate four temporary positions: Epidemiological Specialist IV (#90511H) and three Epidemiological Specialist III's (#90512H, #90513H, #90514H).
FY 22	To establish the Surface Water Protection Branch (SWPB) within the Environmental Management Division (EMD). To incorporate six new positions, Environmental Management Program Manager(#90724H), Program Specialist VI(#90725H), Environmental Health Specialist VI(#90726H), Planner V(#90727H), Environmental Health Specialist V(90728H), and Engineer V(90729H); Five positions in the present Clean Water Branch (CWB), EMD, will be transferred to the proposed SWPB.
	DOH Organization Chart FY 2021 Org Charts & Functional Statements (hawaii.gov)

Department of Health
American Rescue Plan Act Fund Initiatives

Table 19

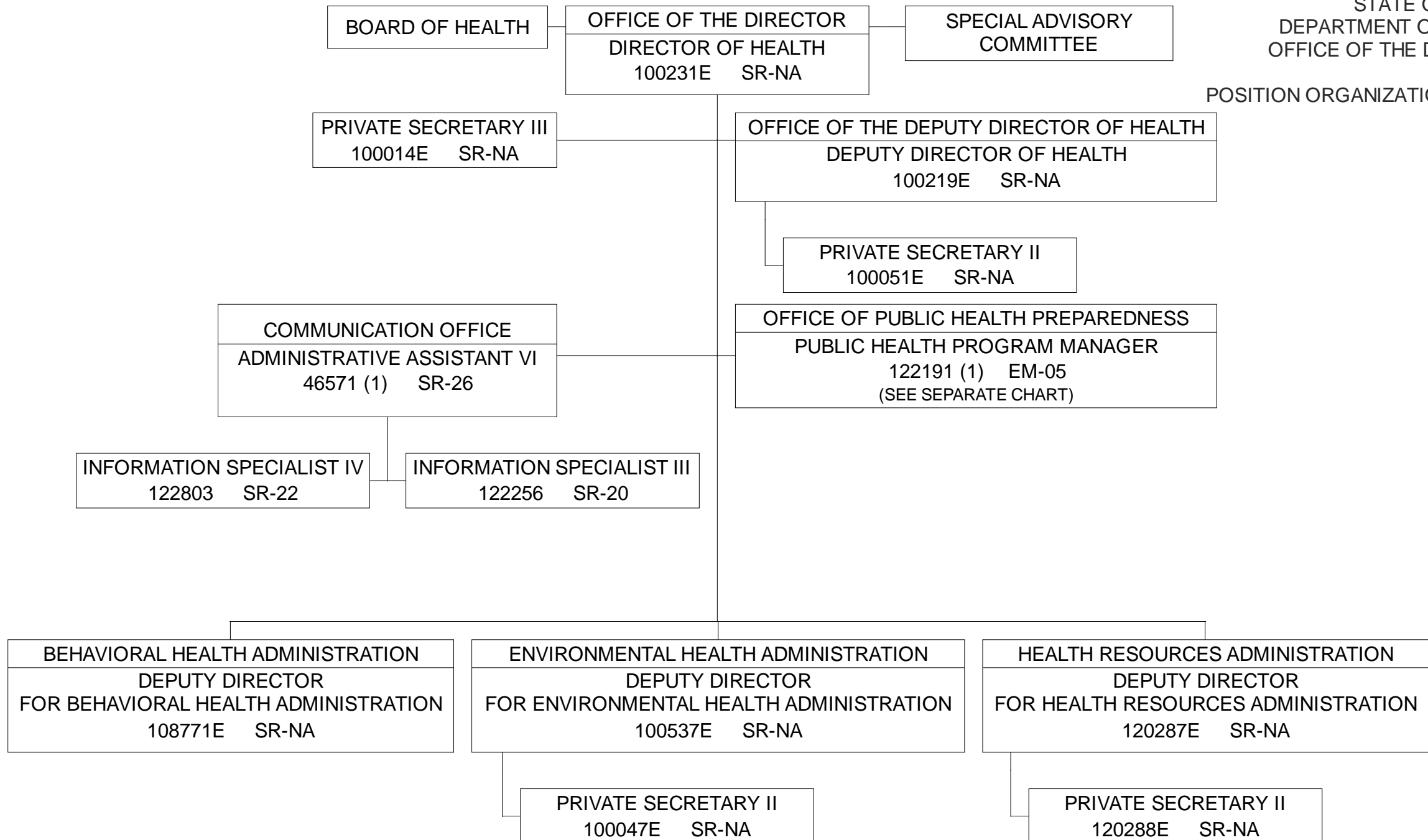
Prog ID	Amount Allotted	Budget for Personnel	Budget for OCE (Other Than Contracts)	Budget for Contracts	Dates of Initiative		Initiative Description	Appropriating Act or GOV	Is This A New Initiative Or An Enhancement To An Existing Initiative/Program
					From	To			
HTH430	\$ 6,180,433		2,727,933	\$ 3,452,500	7/1/2021	6/30/2022	Department of Health/Adult Mental Health Division/Hawaii State Hospital (HSH) Branch requests use of CSFRF funds to support the hospital's COVID-19 response and mitigation efforts. The HSH Branch is the State's only psychiatric hospital with locked inpatient beds. One hundred percent of the admissions into the hospital are court-ordered individuals. The Department of Health is responsible for these patients and therefore, HSH must take the necessary steps to ensure the health and safety of patients and staff during this COVID pandemic.	Act 88, SLH 2021	Enhancement to an existing program
HTH495	\$ 16,320,700	\$ -	\$ 16,320,700	\$ -	7/1/2021	6/30/2022	The funds replace subsidy funds that were deleted in the Hawaii Health System Corporation's (HHSC) budget. HHSC will use the funds for Oahu Regional Health Care System operations.	Act 212, SLH 2021	Enhancement to an existing program.
HTH560	\$ 445,000	\$ 120,000	TBD	TBD	9/30/2021	9/29/2026	Pediatric Mental Health Care Access New Area Expansion	GOV	New Initiative
HTH560	\$ 1,218,273	\$ -	TBD	TBD	7/1/2021	9/30/2022	Individuals with Disabilities Education Act/American Rescue Plan Act of 2021	GOV	Enhancement
HTH560	\$ 1,000,179	\$ -	TBD	TBD	10/1/2020	9/30/2025	American Rescue Plan Act of 2021, Community-Based Child Abuse Prevention Grants	GOV	Enhancement
HTH560	\$ 334,763	\$ -	TBD	TBD	5/1/2021	9/30/2023	American Rescue Plan Act Funding for Home Visiting	GOV	Enhancement
HTH560	\$ 1,383,931	\$ -	\$ -	\$ 2,383,931	7/1/2021	6/30/2022	Family Health Services	Act 88, SLH 2021	Enhancement
HTH 730	\$ 84,257,043	\$ -	\$ -	\$ 84,257,043	7/1/2021	6/30/2022	Emergency Medical Services	Act 208, SLH 2021	Replaces general funds (appropriated in prior years) to pay for emergency medical services service providers contracted to provide essential emergency ambulance services for the State.
HTH904	\$ 2,288,500	0	0	\$ 2,285,500	4/1/2021	9/30/2024	Supportive services	App Act	Existing
HTH904	\$ 1,492,500	0	0	\$ 1,492,500	4/1/2021	9/30/2024	Congregate Meals	App Act	Existing
HTH904	\$ 2,238,750	0	0	\$ 2,238,750	4/1/2021	9/30/2024	Home Delivered Meals	App Act	Existing
HTH904	\$ 218,900	0	0	\$ 218,900	4/1/2021	9/30/2024	Preventive Health	App Act	Existing
HTH904	\$ 721,375	0	0	\$ 721,375	4/1/2021	9/30/2024	Family Caregiver	App Act	Existing

STATE OF HAWAII
DEPARTMENT OF HEALTH
ORGANIZATION CHART



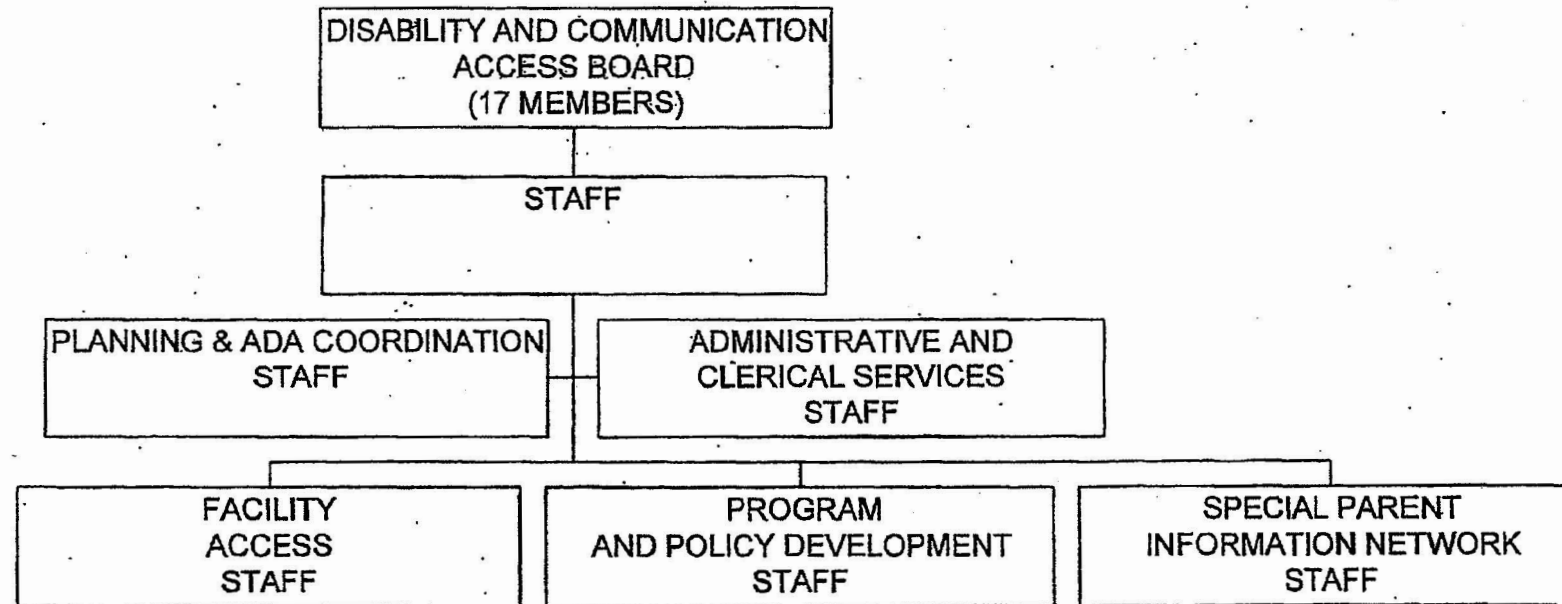
ACT 262, SLH 1996 ESTABLISHED THE HAWAII HEALTH SYSTEMS CORPORATION, WHICH SHALL BE A PUBLIC BODY CORPORATE AND POLITIC AND AN INSTRUMENTALITY AND AGENCY OF THE STATE. THE CORPORATION SHALL BE PLACED WITHIN THE DEPARTMENT OF HEALTH FOR THE ADMINISTRATIVE PURPOSES SPECIFIED IN SECTION 26-35(6), HRS ONLY. *ASSIGNED FOR ADMINISTRATIVE PURPOSES; **FAMILY GUIDANCE CENTER BRANCH; ***COMMUNITY MENTAL HEALTH CENTER BRANCHES.

POSITION ORGANIZATION CHART

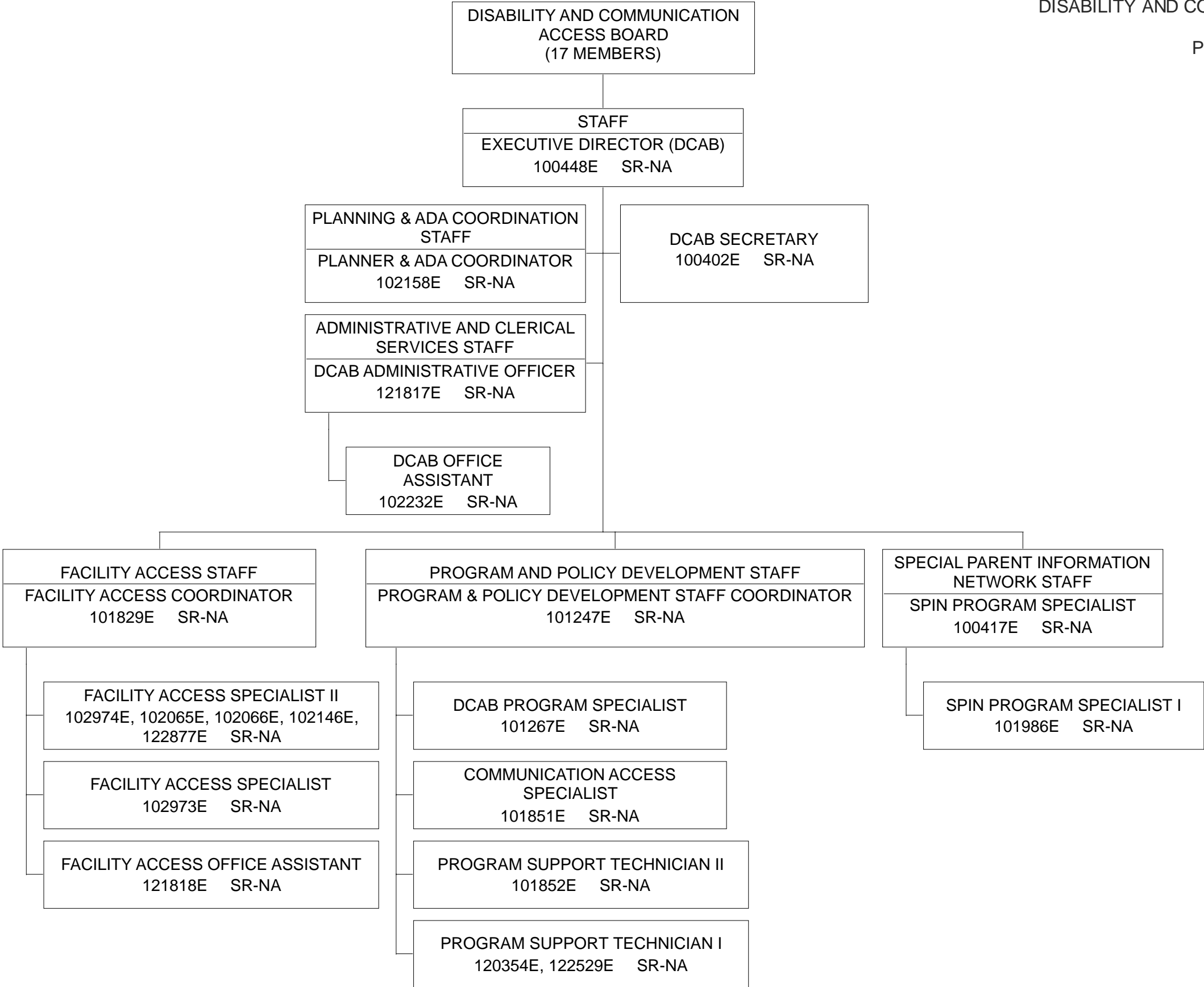


STATE OF HAWAII
DEPARTMENT OF HEALTH
DISABILITY AND COMMUNICATION ACCESS BOARD

ORGANIZATION CHART

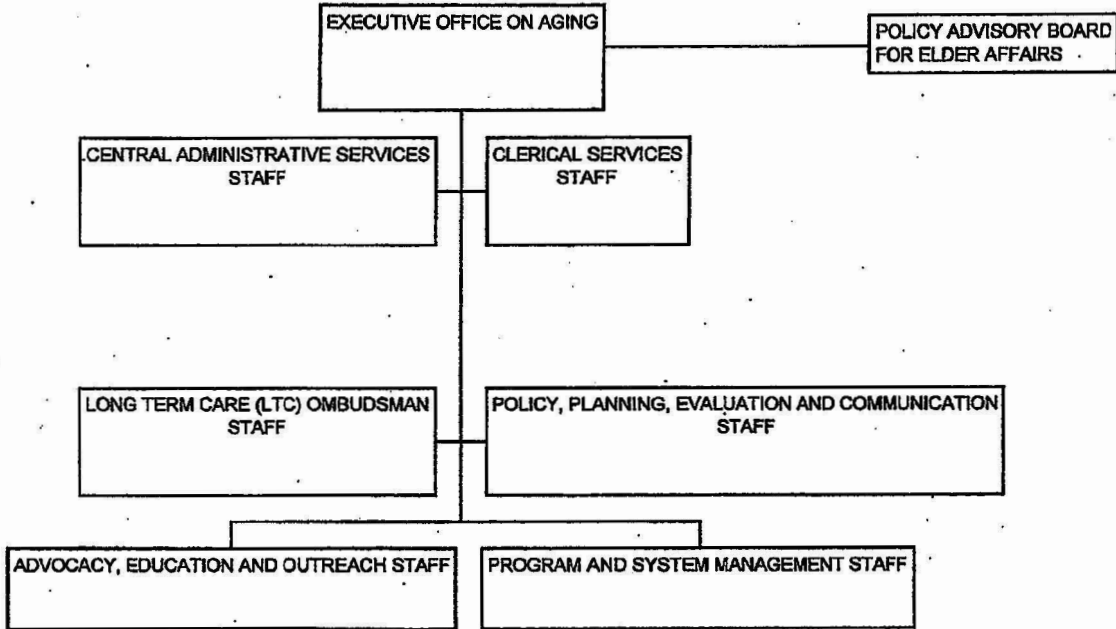


STATE OF HAWAII
 DEPARTMENT OF HEALTH
 DISABILITY AND COMMUNICATION ACCESS BOARD
 POSITION ORGANIZATION CHART

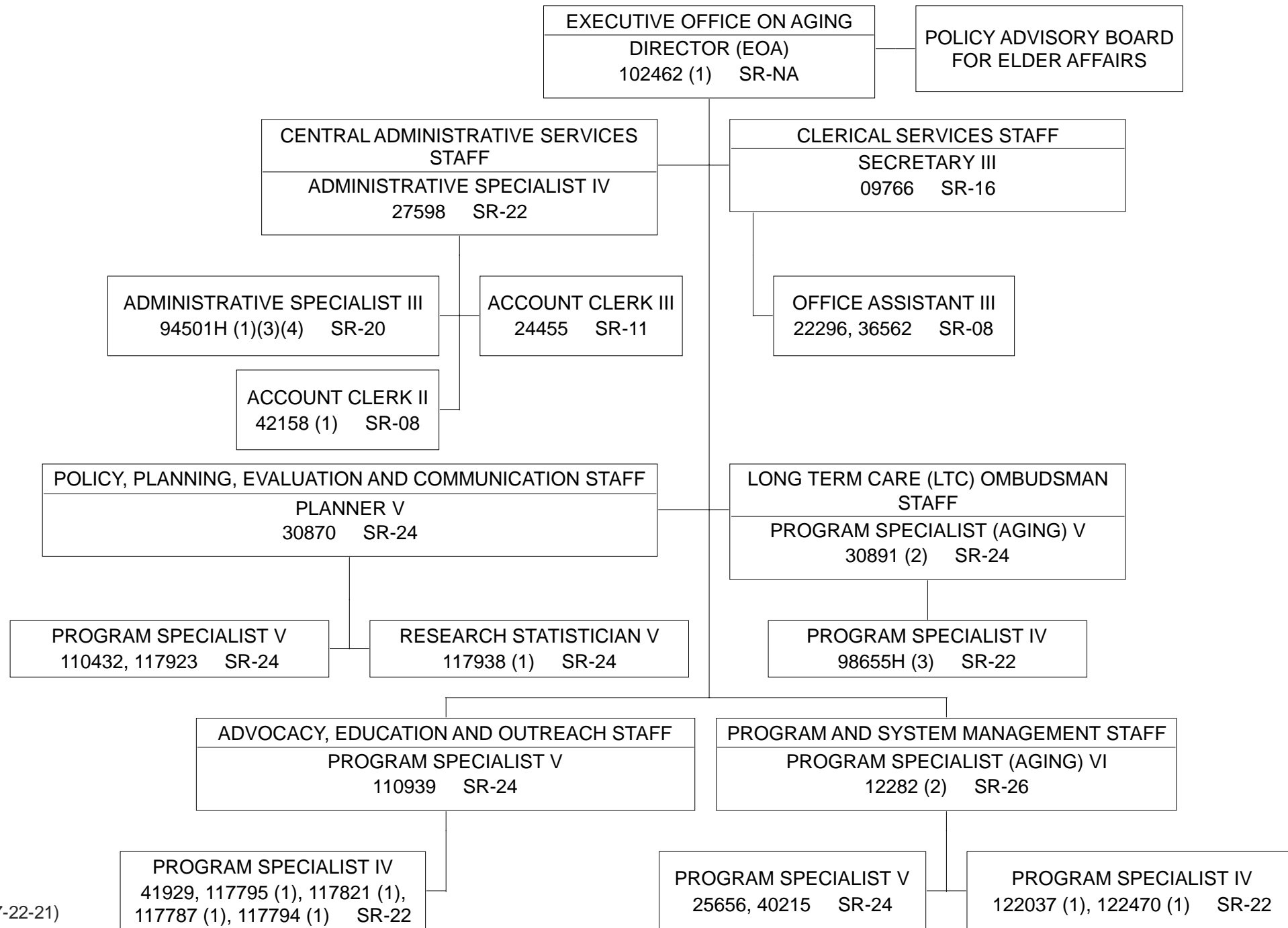


STATE OF HAWAII
DEPARTMENT OF HEALTH
EXECUTIVE OFFICE ON AGING

ORGANIZATION CHART



STATE OF HAWAII
 DEPARTMENT OF HEALTH
 EXECUTIVE OFFICE ON AGING
 POSITION ORGANIZATION CHART

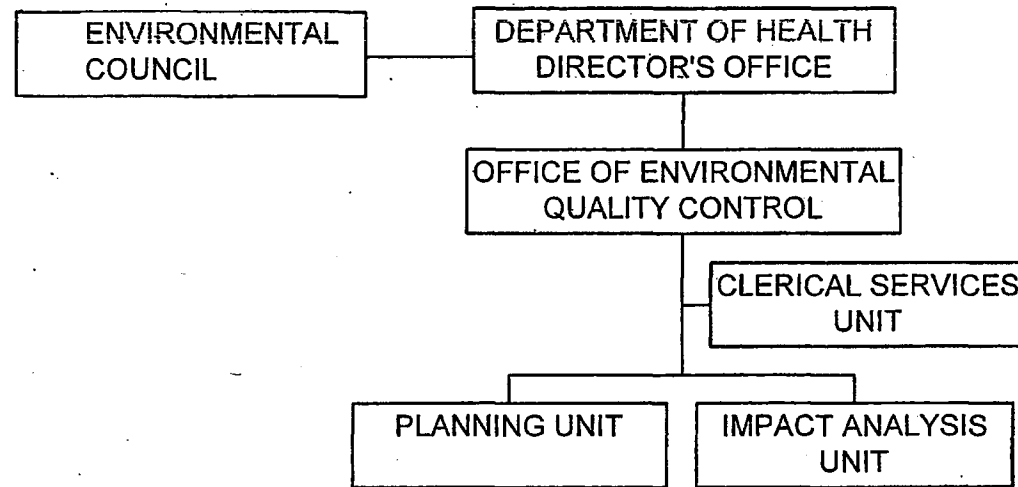


EOA (7-22-21)

- (1) TEMPORARY, NTE 6/30/23.
- (2) TO BE REDESCRIBED.
- (3) TO BE ESTABLISHED.
- (4) .35 FTE.

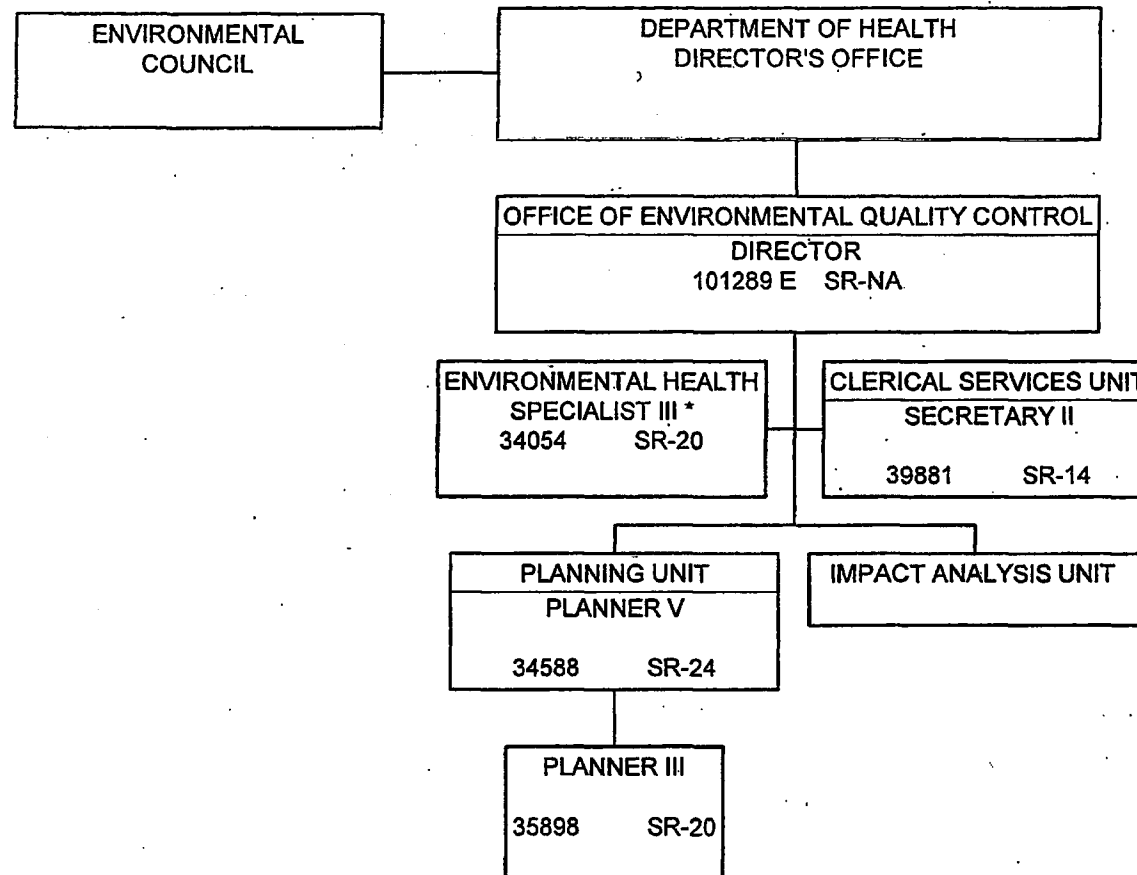
STATE OF HAWAII
DEPARTMENT OF HEALTH
OFFICE OF ENVIRONMENTAL QUALITY CONTROL

ORGANIZATION CHART



STATE OF HAWAII
 DEPARTMENT OF HEALTH
 OFFICE OF ENVIRONMENTAL QUALITY CONTROL

POSITION ORGANIZATION CHART

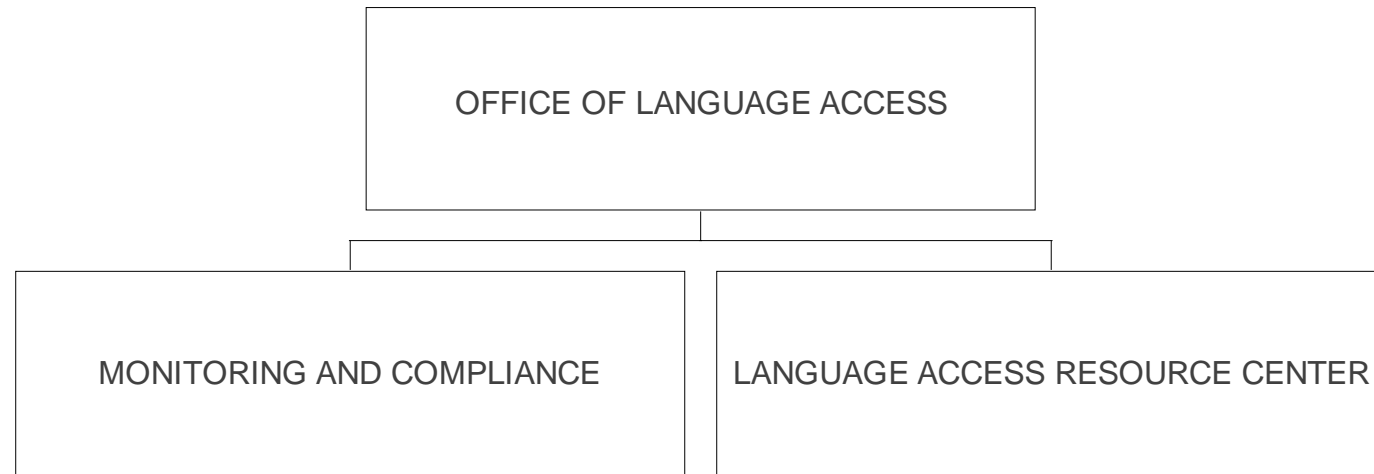


THE OFFICE OF ENVIRONMENTAL QUALITY CONTROL (OEQC) AND THE ENVIRONMENTAL COUNCIL ARE ADMINISTRATIVELY ATTACHED TO THE DEPARTMENT OF HEALTH THROUGH THE DIRECTOR'S OFFICE.

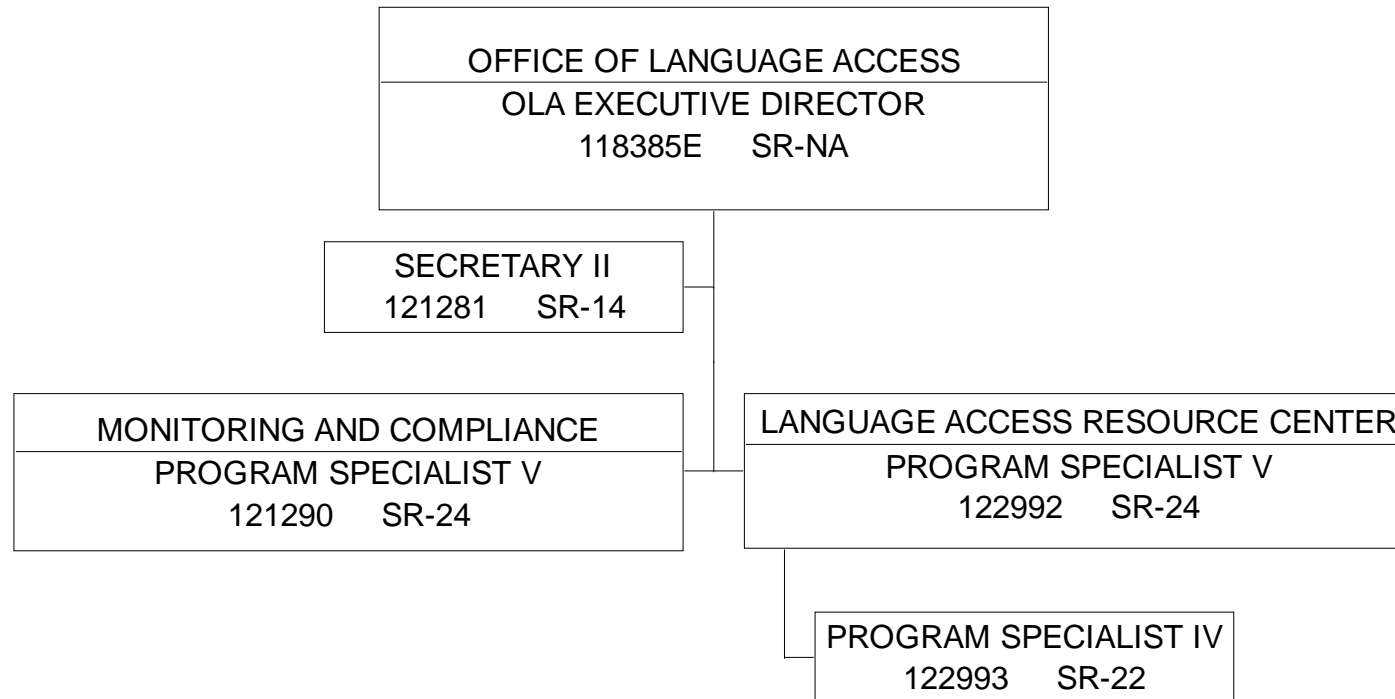
* POSITION #34054 PROVIDES SUPPORT TO THE ENVIRONMENTAL COUNCIL BUT IS UNDER THE DIRECT SUPERVISION OF THE DIRECTOR OF ENVIRONMENTAL QUALITY CONTROL (101289E).

STATE OF HAWAII
DEPARTMENT OF HEALTH
OFFICE OF LANGUAGE ACCESS

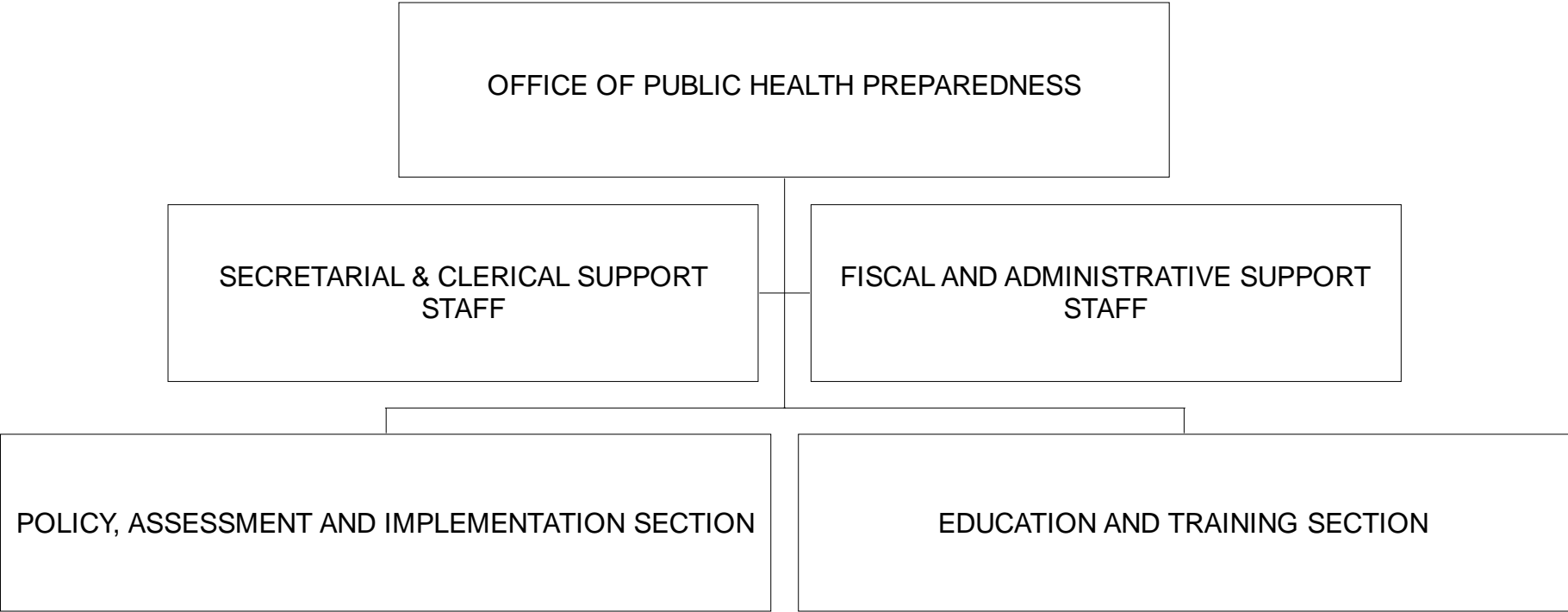
ORGANIZATION CHART



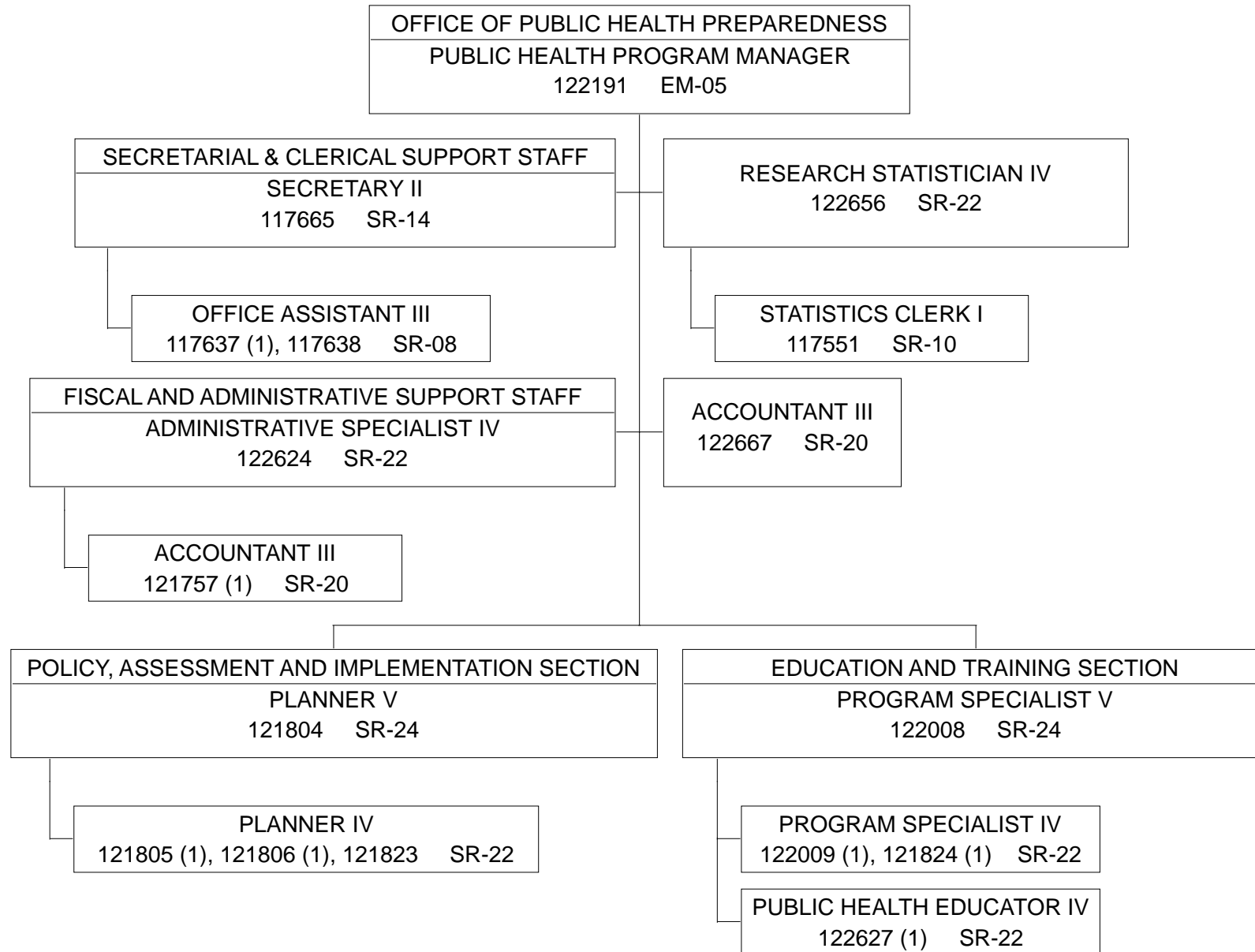
STATE OF HAWAII
DEPARTMENT OF HEALTH
OFFICE OF LANGUAGE ACCESS
POSITION ORGANIZATION CHART



ORGANIZATION CHART




POSITION ORGANIZATION CHART



(1) TEMPORARY, NTE 6/30/23.

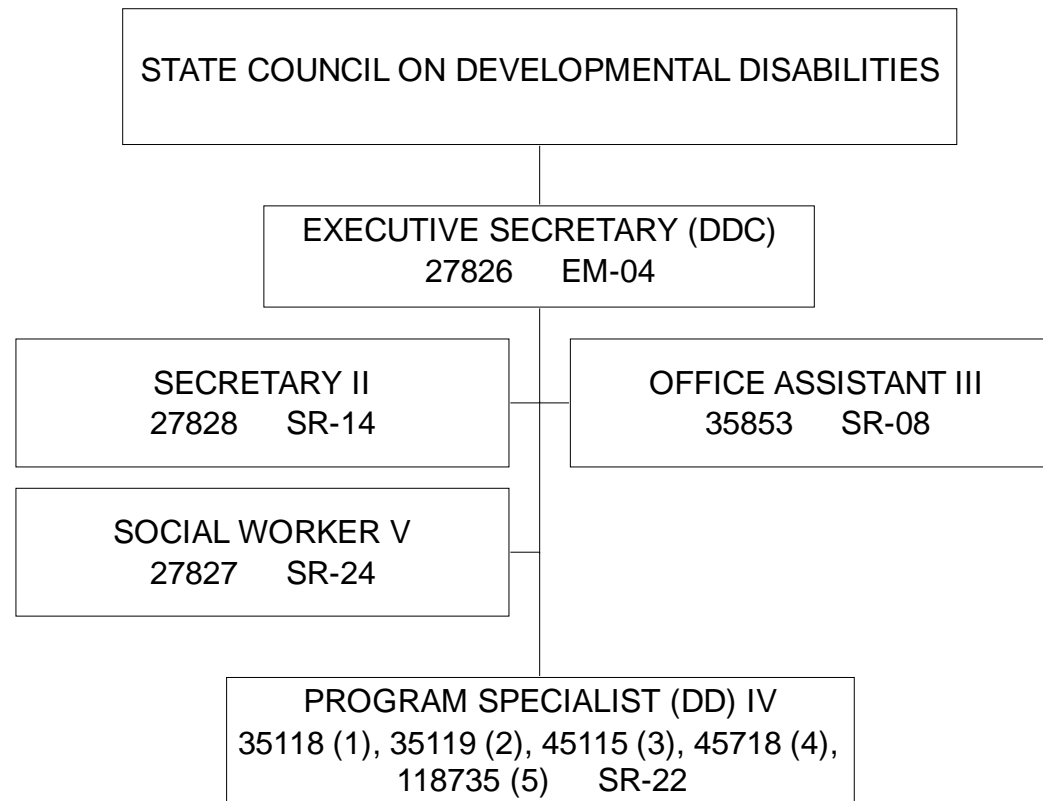
STATE OF HAWAII
DEPARTMENT OF HEALTH
STATE COUNCIL ON DEVELOPMENTAL DISABILITIES

ORGANIZATION CHART

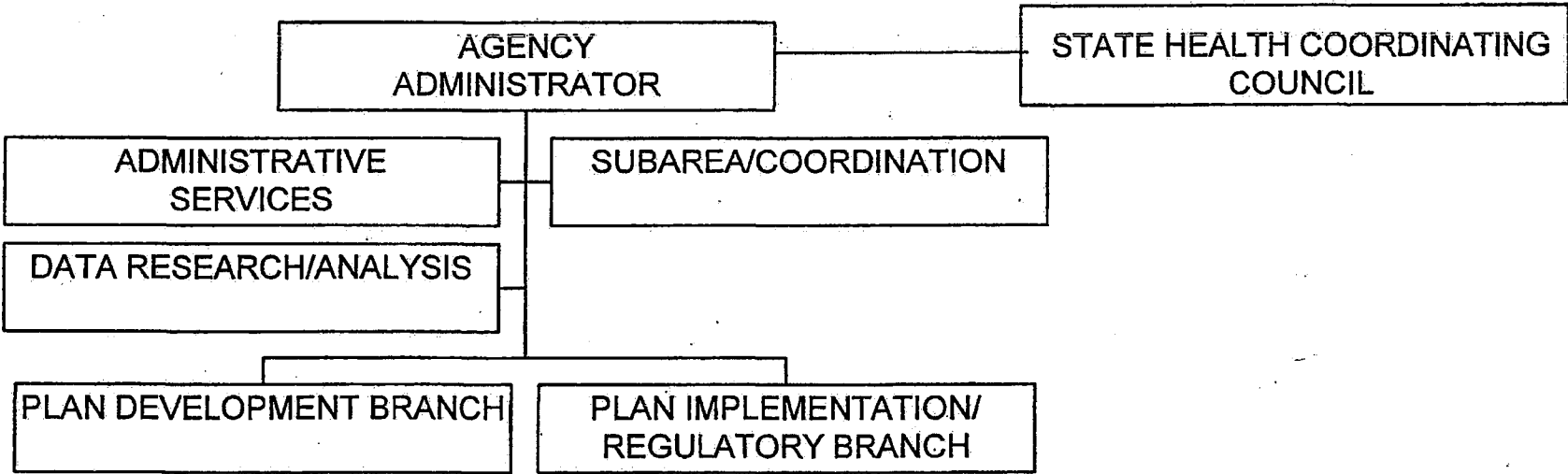


STATE OF HAWAII
DEPARTMENT OF HEALTH
STATE COUNCIL ON DEVELOPMENTAL DISABILITIES

POSITION ORGANIZATION CHART

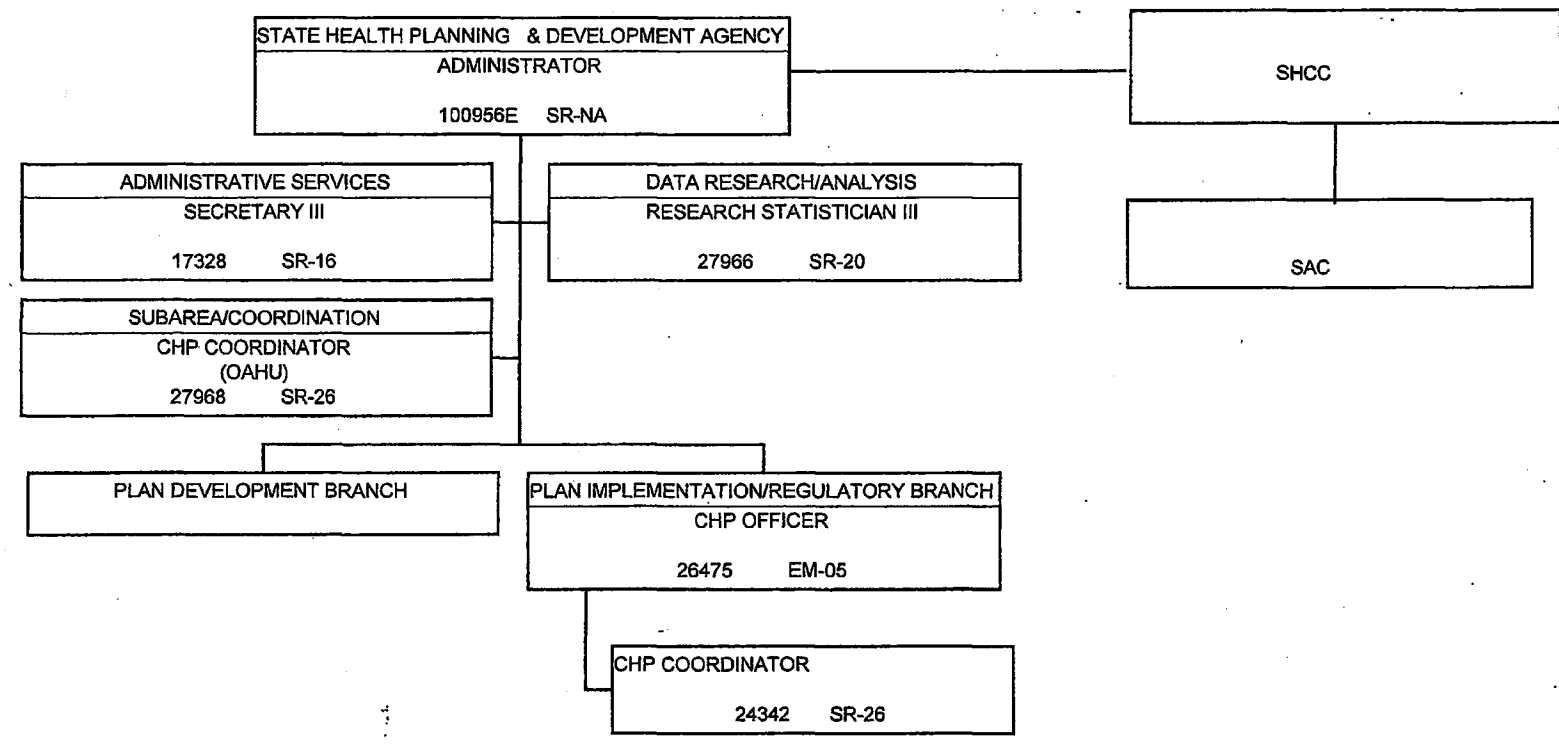


- (1) .50 FTE, HILO.
- (2) .50 FTE, KAUAI.
- (3) .50 FTE, KONA.
- (4) 1.00 FTE, MAUI.
- (5) 1.00 FTE, OAHU.




STATE OF HAWAII
 DEPARTMENT OF HEALTH
 STATE HEALTH PLANNING AND DEVELOPMENT AGENCY

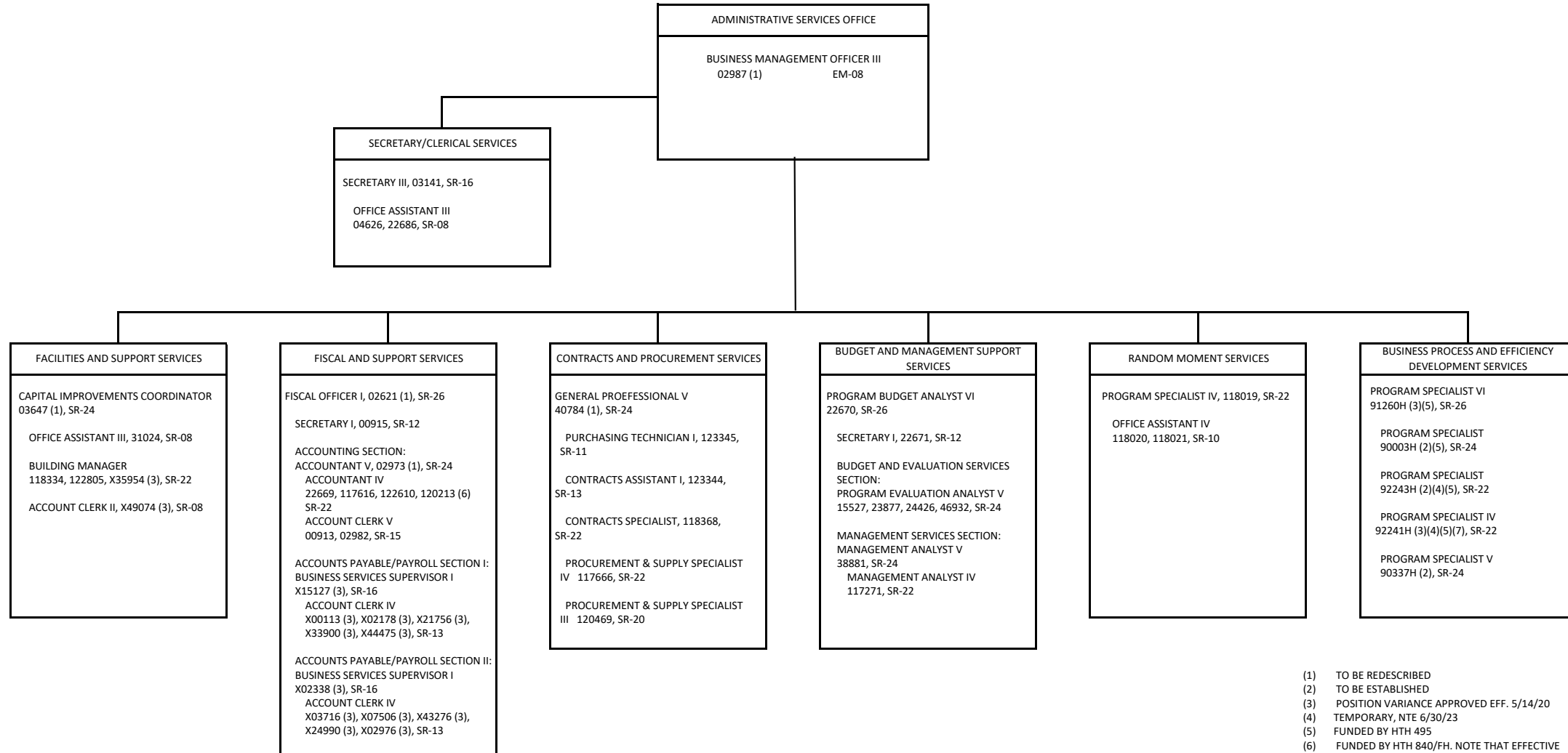
POSITION ORGANIZATION CHART



STATE OF HAWAII
DEPARTMENT OF HEALTH
OFFICE OF THE DEPUTY DIRECTOR OF HEALTH
ADMINISTRATIVE SERVICES OFFICE

ORGANIZATION CHART

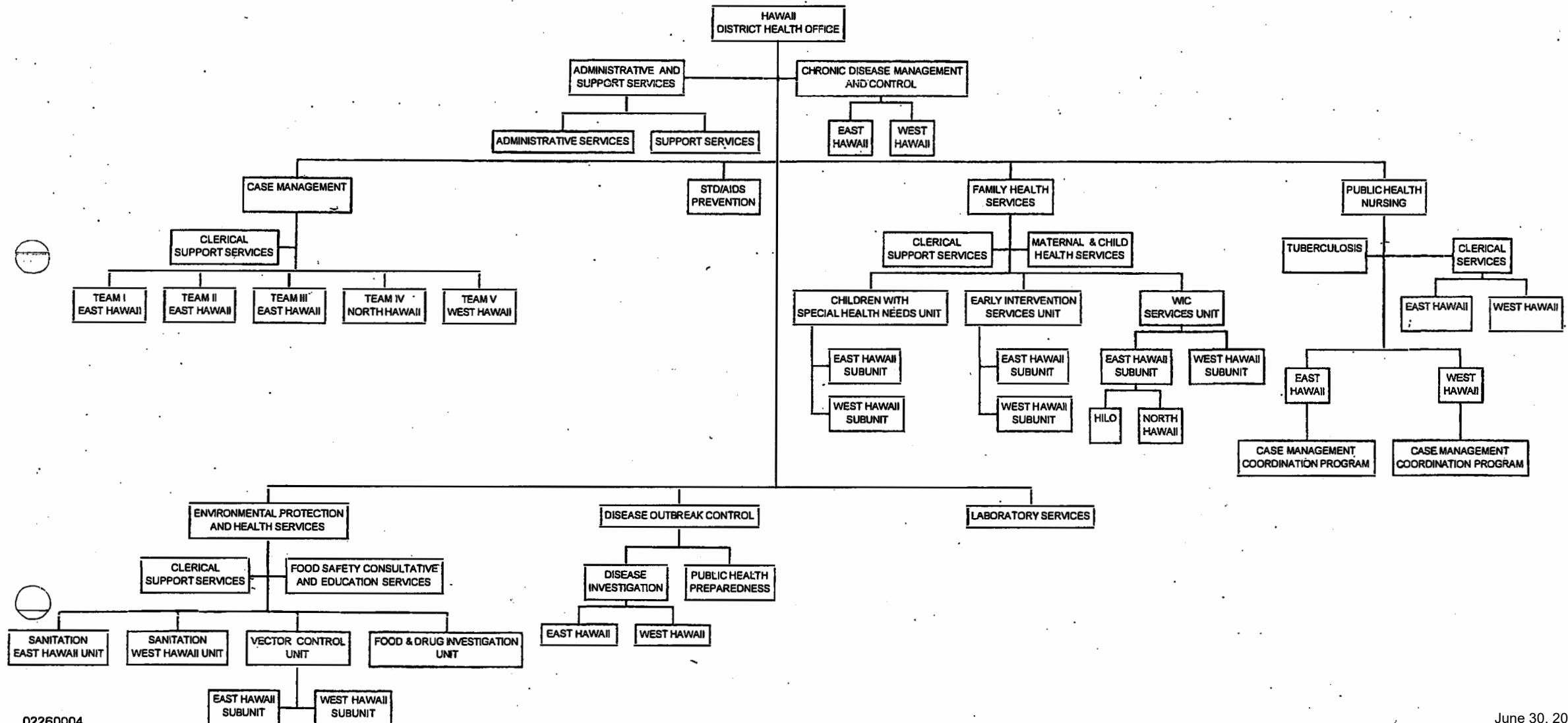


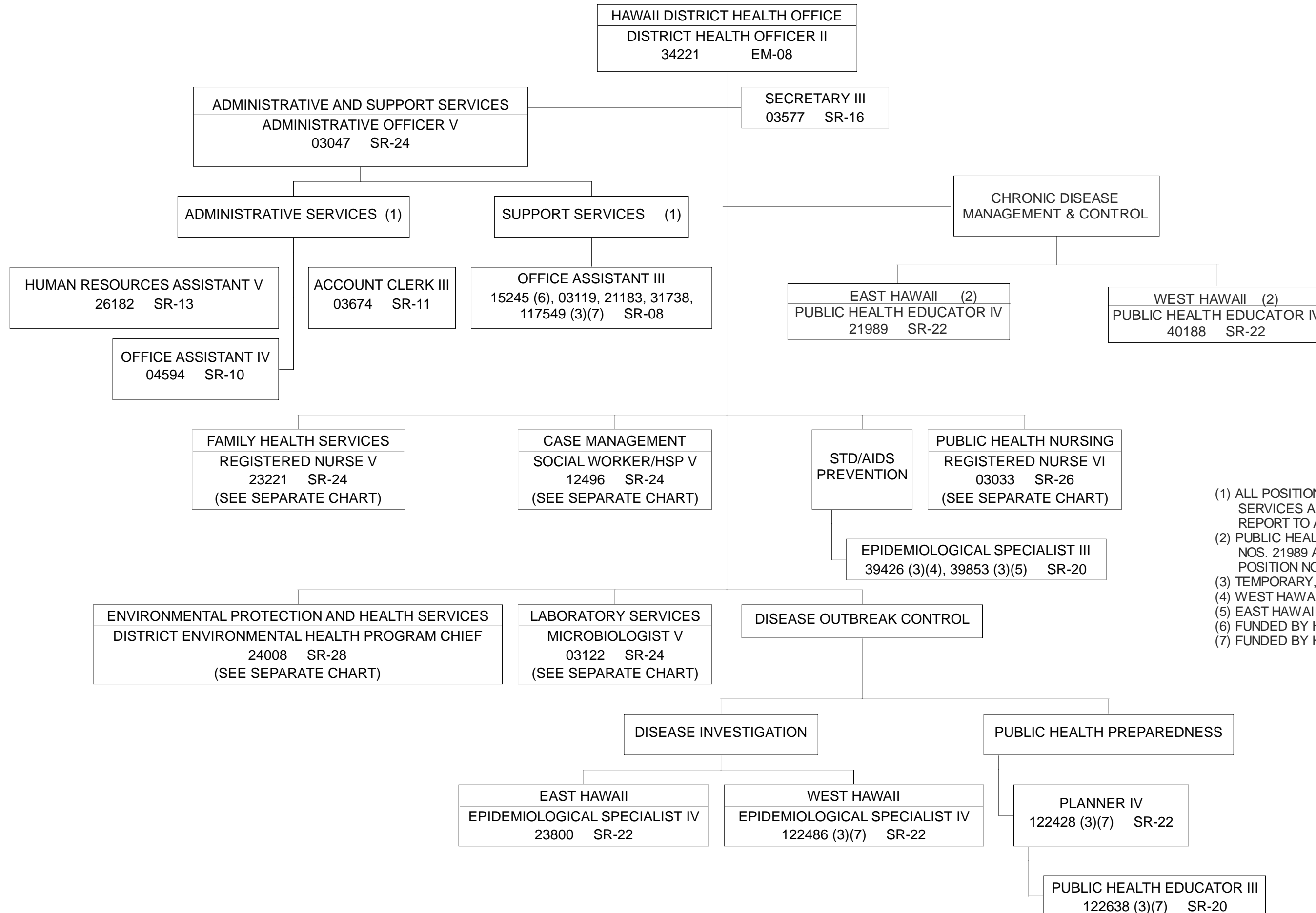


- (1) TO BE REDESCRIBED
- (2) TO BE ESTABLISHED
- (3) POSITION VARIANCE APPROVED EFF. 5/14/20
- (4) TEMPORARY, NTE 6/30/23
- (5) FUNDED BY HTH 495
- (6) FUNDED BY HTH 840/FH. NOTE THAT EFFECTIVE 7/1/13, POSITION (#120213) BUDGETED IN HTH 849/FB AND FUNDED BY DWRLF AND CWRLF.
- (7) TO BE ABOLISHED PER ACT 9/SLH 2020

STATE OF HAWAII
 DEPARTMENT OF HEALTH
 OFFICE OF THE DEPUTY DIRECTOR OF HEALTH
 HAWAII DISTRICT HEALTH OFFICE

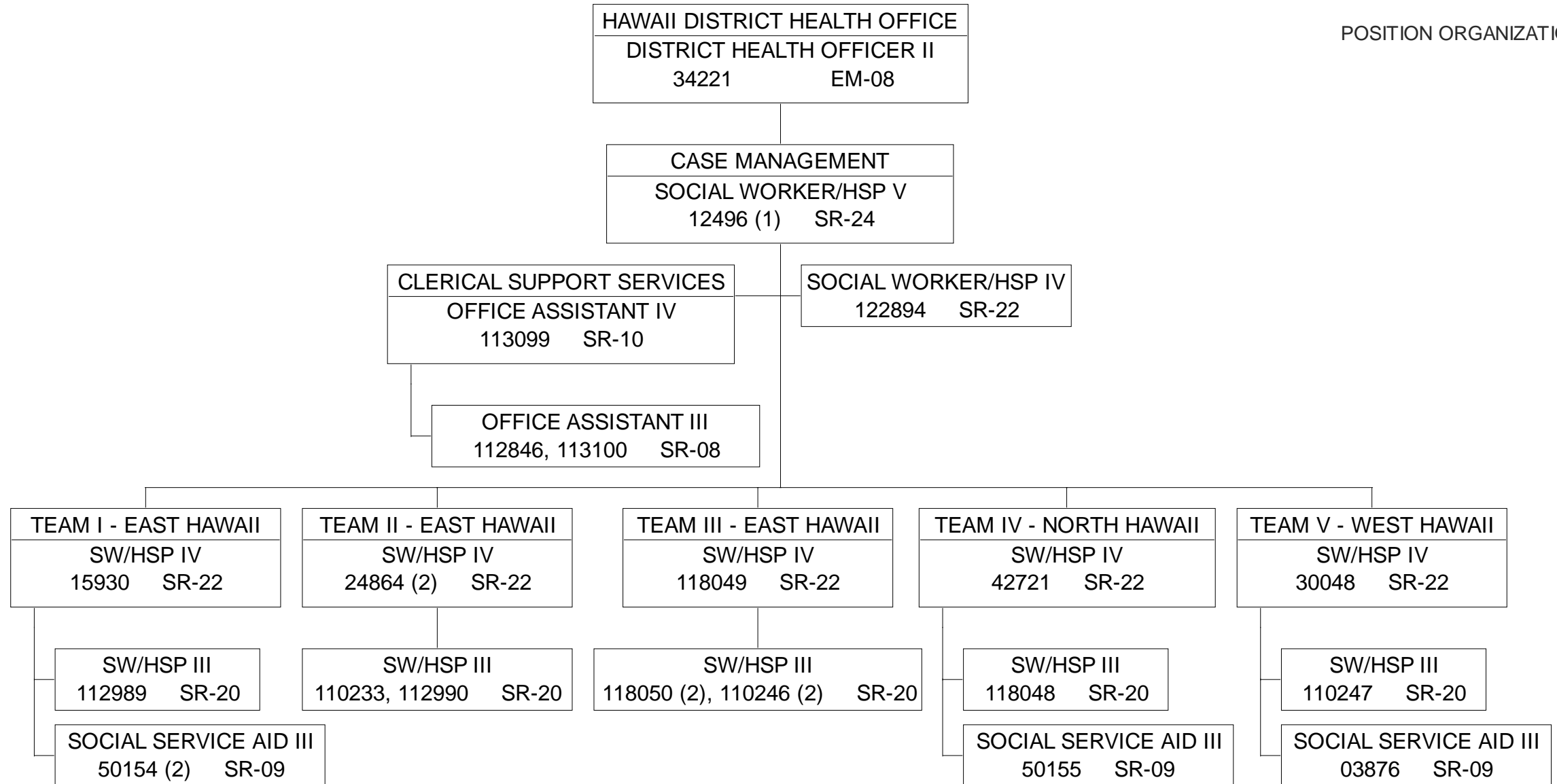
ORGANIZATION CHART



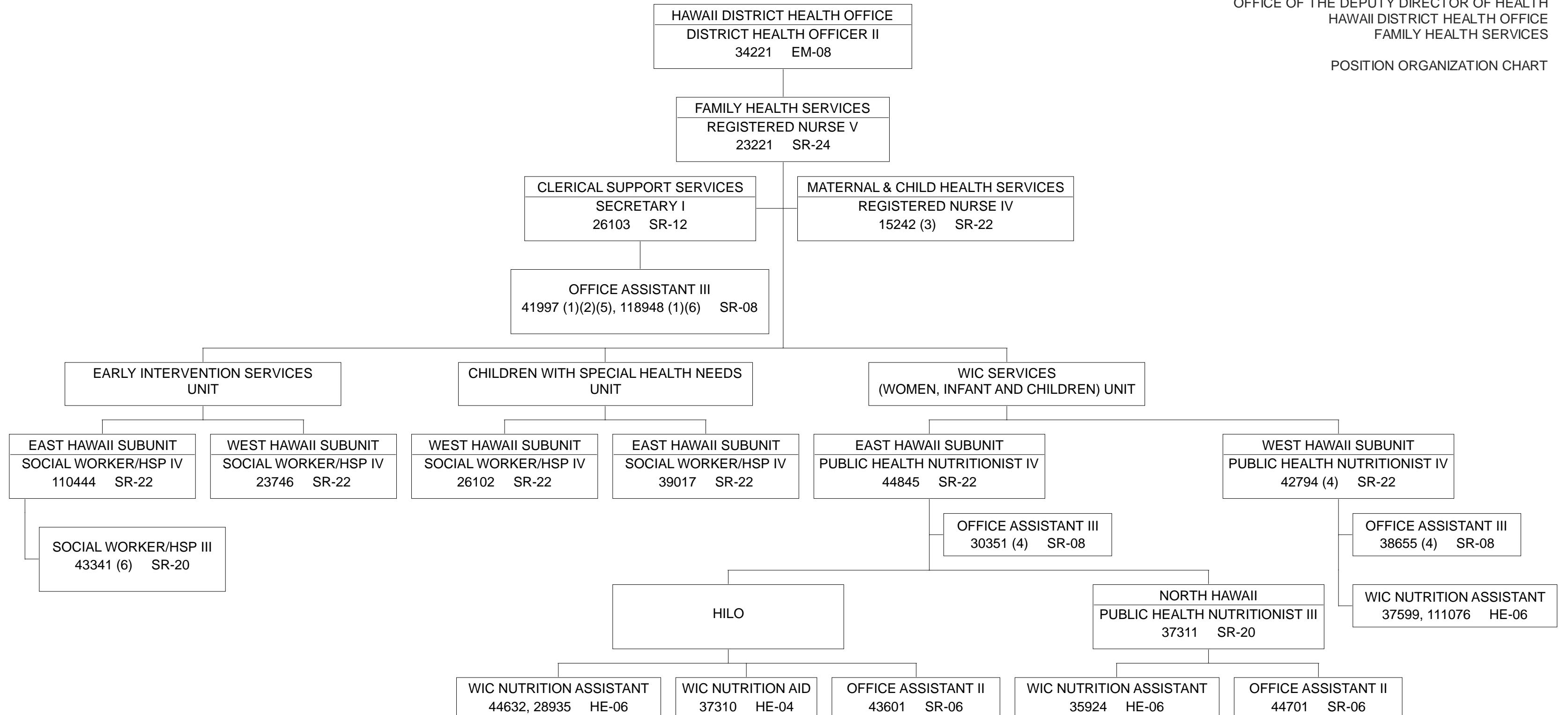


- (1) ALL POSITIONS UNDER ADMINISTRATIVE SERVICES AND SUPPORT SERVICES REPORT TO AO V. POS.NO. 03047.
- (2) PUBLIC HEALTH EDUCATOR IV, POSITION NOS. 21989 AND 40188 REPORT TO DHO II, POSITION NO. 34221.
- (3) TEMPORARY, NTE 6/30/23.
- (4) WEST HAWAII.
- (5) EAST HAWAII.
- (6) FUNDED BY HTH 560/CW.
- (7) FUNDED BY HTH 907/AK.

POSITION ORGANIZATION CHART

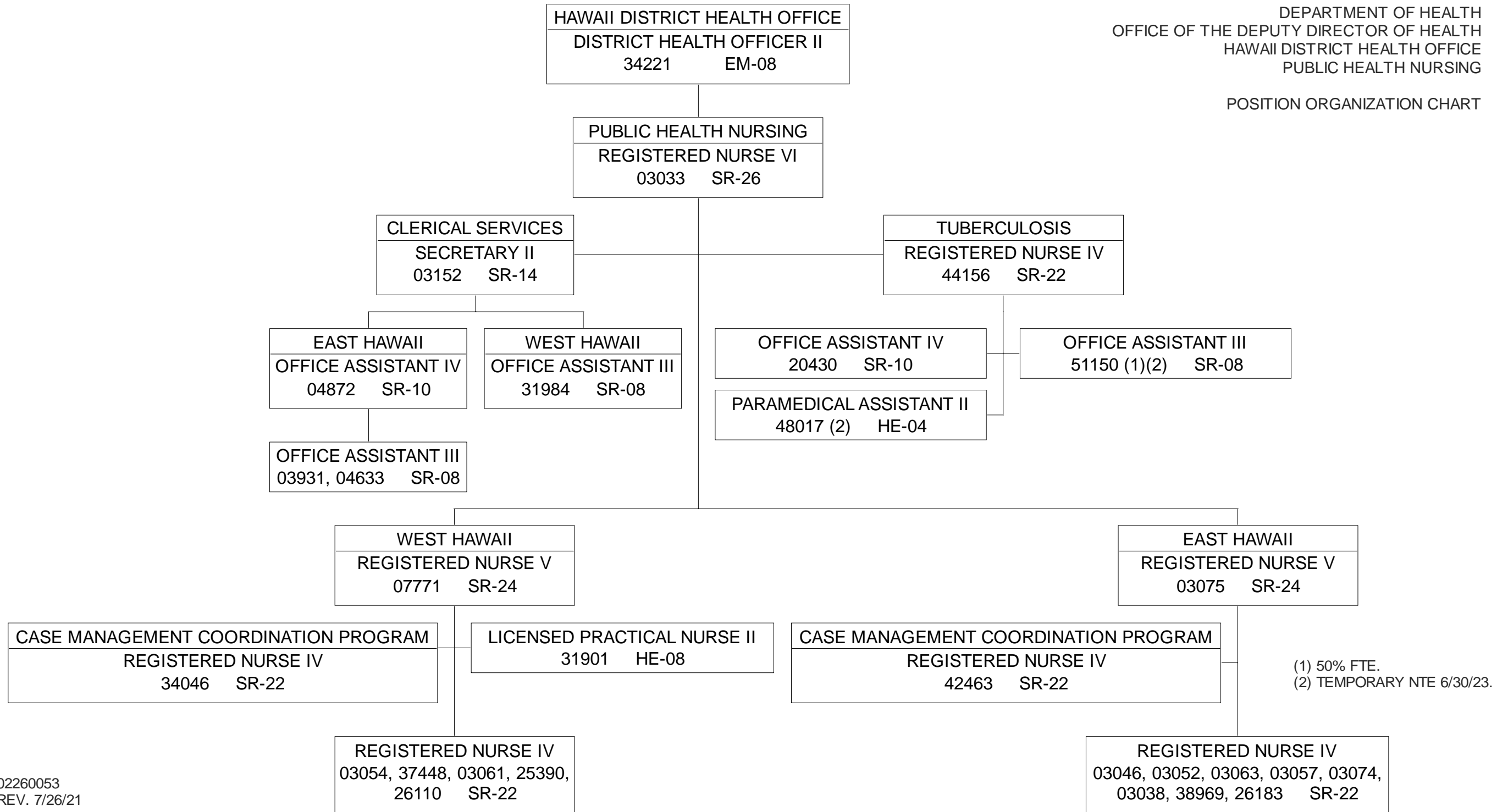


POSITION ORGANIZATION CHART

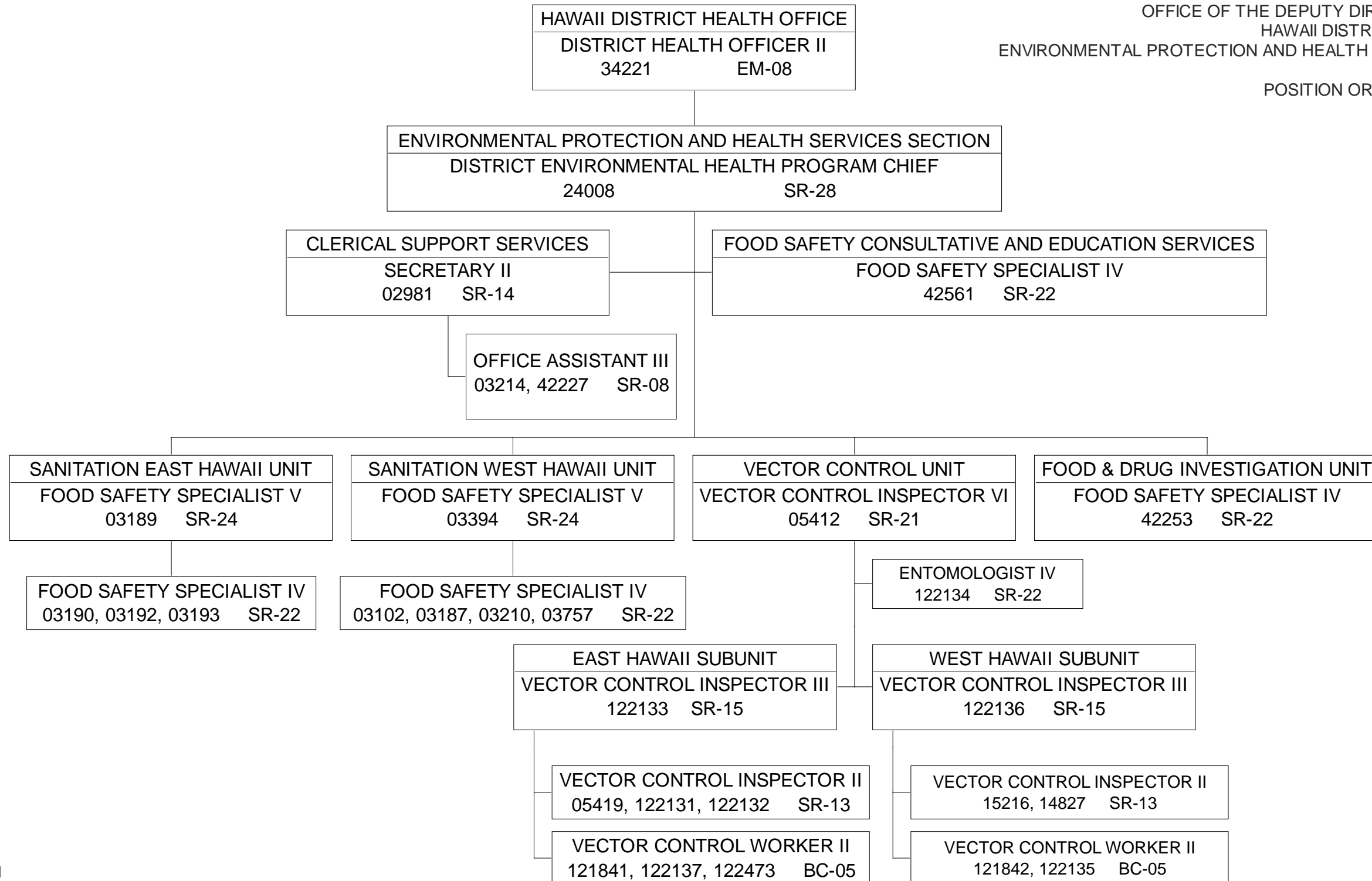


(1) 50% FTE.
 (2) TEMPORARY, NTE 6/30/23.
 (3) FUNDED BY HTH 560/CW.
 (4) FUNDED BY HTH 560/GI.
 (5) FUNDED BY HTH 560/CC.
 (6) TO BE ABOLISHED PER ACT 9/SLH 2020

POSITION ORGANIZATION CHART

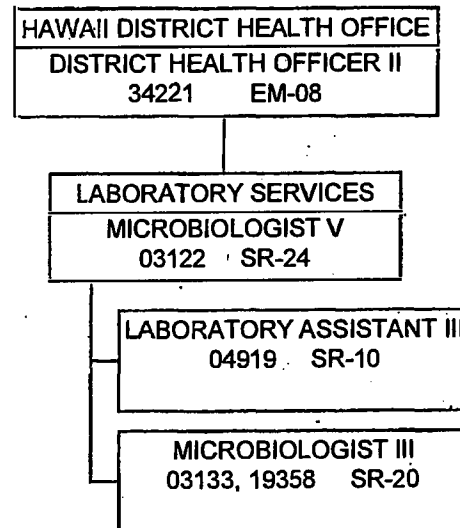


(1) 50% FTE.
 (2) TEMPORARY NTE 6/30/23.



STATE OF HAWAII
DEPARTMENT OF HEALTH
OFFICE OF THE DEPUTY DIRECTOR OF HEALTH
HAWAII DISTRICT HEALTH OFFICE
LABORATORY SERVICES

POSITION ORGANIZATION CHART



STATE OF HAWAII
DEPARTMENT OF HEALTH
OFFICE OF THE DEPUTY DIRECTOR OF HEALTH
HEALTH INFORMATION SYSTEMS OFFICE

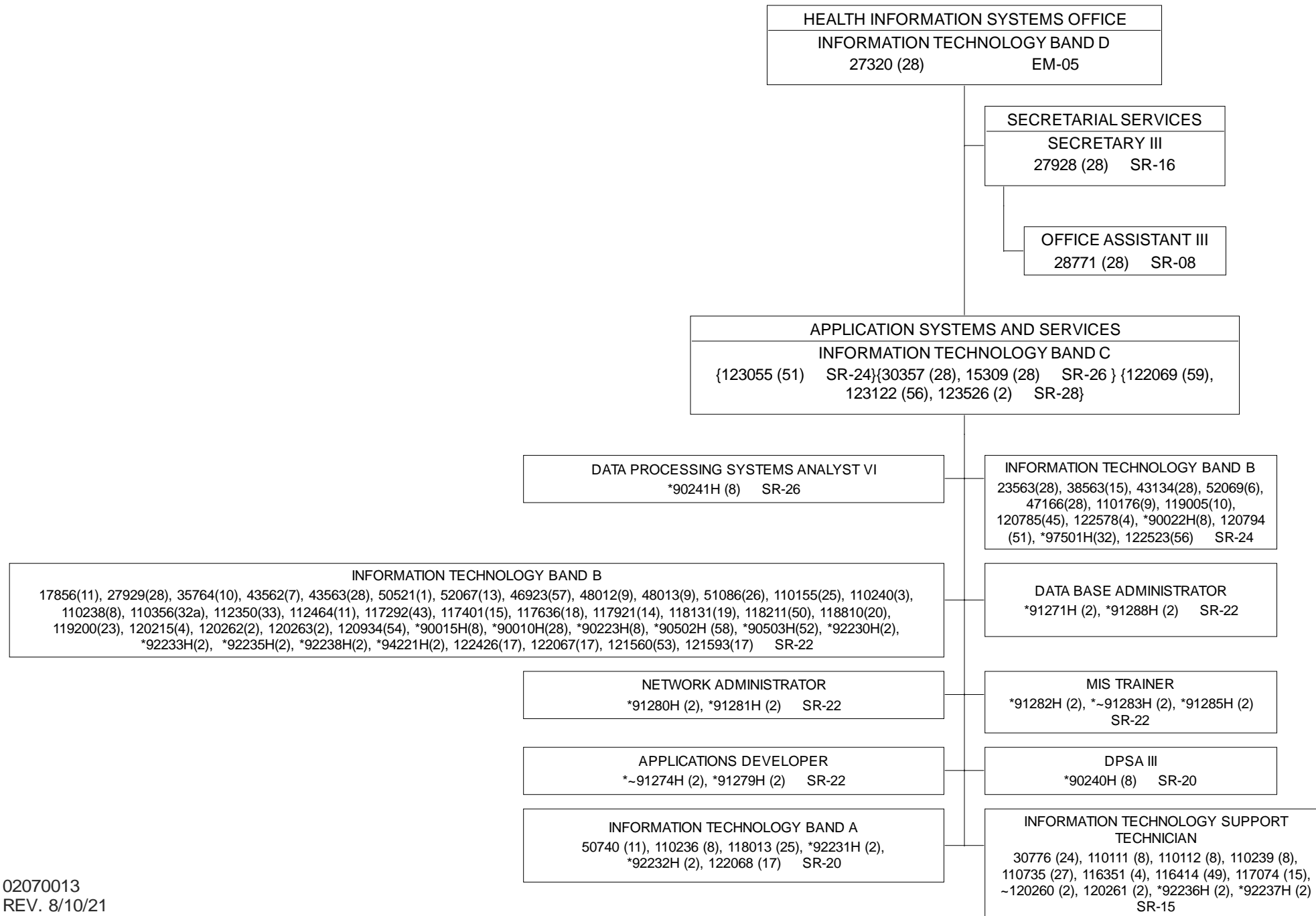
ORGANIZATION CHART

HEALTH INFORMATION SYSTEMS OFFICE

SECRETARIAL SERVICES

APPLICATION SYSTEMS AND SERVICES

POSITION ORGANIZATION CHART




- (1) BUDGETED IN HTH 840/FJ.
- (2) BUDGETED IN HTH 495/HB, NTE 6/30/23.
- (3) BUDGETED IN HTH 460/HF, NTE 6/30/23.
- (4) BUDGETED IN HTH 501/KB.
- (5) BUDGETED IN HTH 710/MH.
- (6) BUDGETED IN HTH 430/HQ.
- (7) BUDGETED IN HTH 907/AL.
- (8) BUDGETED IN HTH 460/HF.
- (9) BUDGETED IN HTH 560/GI.
- (10) BUDGETED IN HTH 710/MB.
- (11) BUDGETED IN HTH 560/CG.
- (13) BUDGETED IN HTH 131/DC.
- (14) BUDGETED IN HTH 501/JO.
- (15) BUDGETED IN HTH 560/KC.
- (17) BUDGETED IN HTH 131/DB, NTE 6/30/23.
- (18) BUDGETED IN HTH 840/FK.
- (19) BUDGETED IN HTH 760/MS, NTE 6/30/23.
- (20) BUDGETED IN HTH 710/MG.
- (23) BUDGETED IN HTH 720/MP.
- (24) BUDGETED IN HTH 100/KJ.
- (25) BUDGETED IN HTH 610/FL.
- (26) BUDGETED IN HTH 840/FF.
- (27) BUDGETED IN HTH 590/GQ, NTE 6/30/23.
- (28) BUDGETED IN HTH 907/AG.
- (32) BUDGETED IN HTH 840/FE; (32a) 0.75 FTE
- (33) BUDGETED IN HTH 840/FG.
- (43) BUDGETED IN HTH 840/FH.
- (45) BUDGETED IN HTH 907/AP, NTE 6/30/23.
- (49) BUDGETED IN HTH 131/DC, NTE 6/30/23.
- (50) BUDGETED IN HTH 440/HD.
- (51) BUDGETED IN HTH 131/DJ, NTE 6/30/23.
- (52) BUDGETED IN HTH 840/FJ, NTE 6/30/23.
- (53) BUDGETED IN HTH 907/AM.
- (54) BUDGETED IN HTH 907/AN.
- (56) BUDGETED IN HTH 849/FA.
- (57) BUDGETED IN HTH 495/HB.
- (58) BUDGETED IN HTH 595/KM.
- (59) BUDGETED IN HTH 907/AK, NTE 6/30/23.

* TO BE ESTABLISHED
~ TO BE ABOLISHED PER ACT 9/SLH 2020

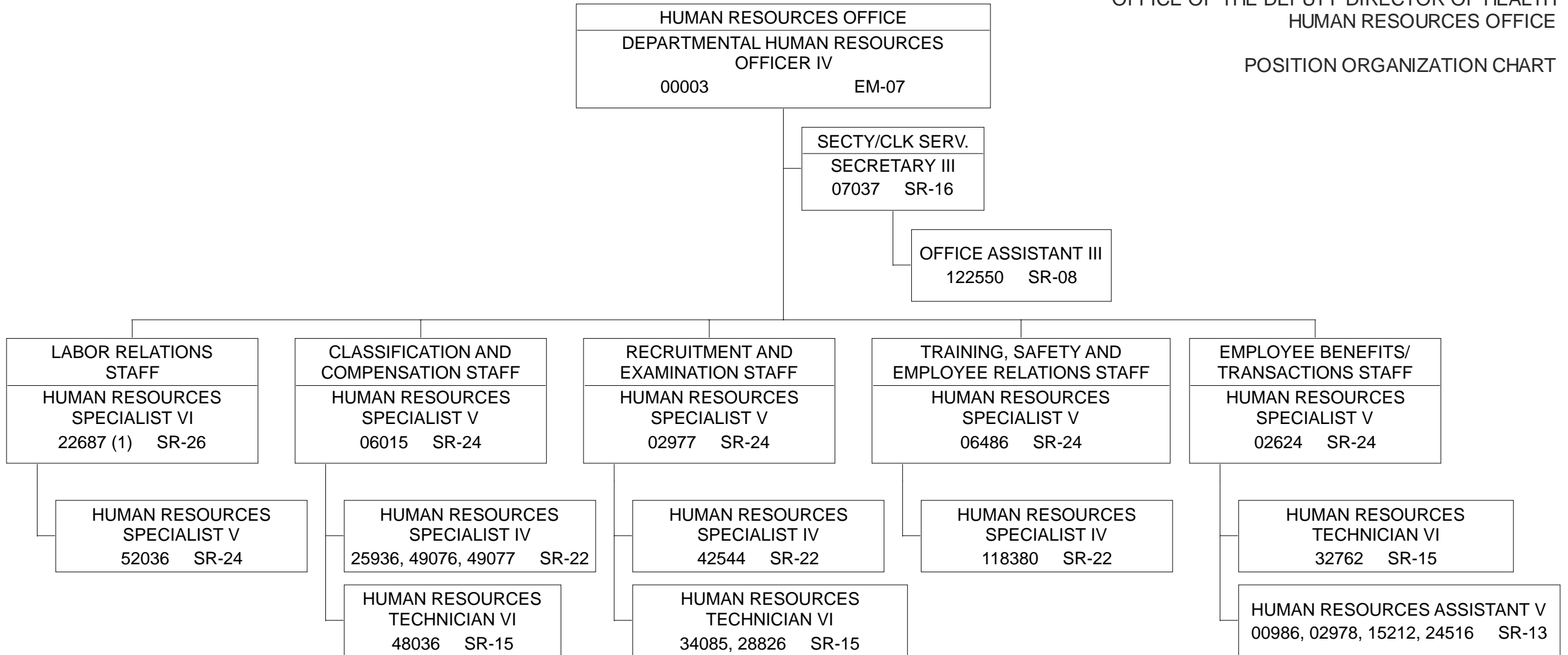
STATE OF HAWAII
DEPARTMENT OF HEALTH
OFFICE OF THE DEPUTY DIRECTOR OF HEALTH
HUMAN RESOURCES OFFICE

ORGANIZATION CHART

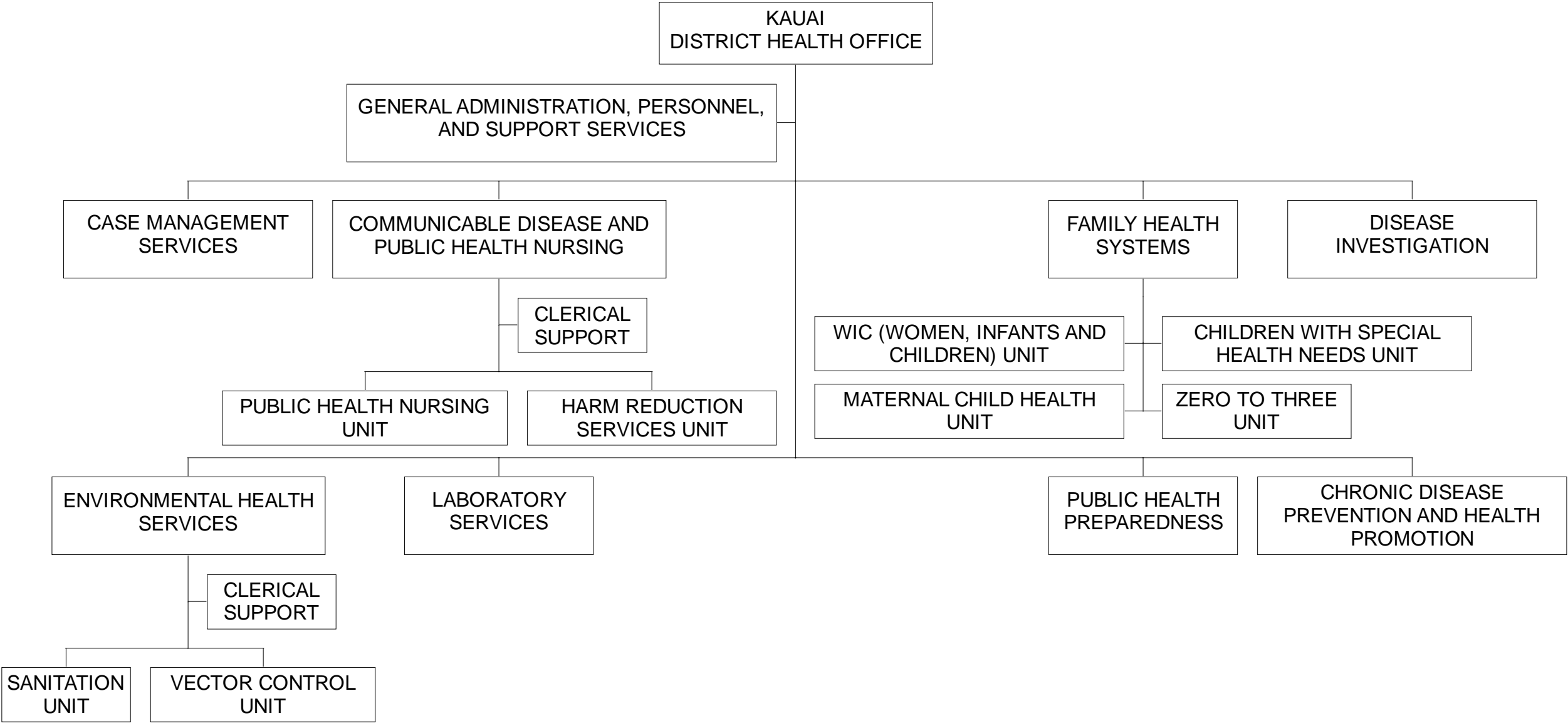


STATE OF HAWAII
 DEPARTMENT OF HEALTH
 OFFICE OF THE DEPUTY DIRECTOR OF HEALTH
 HUMAN RESOURCES OFFICE

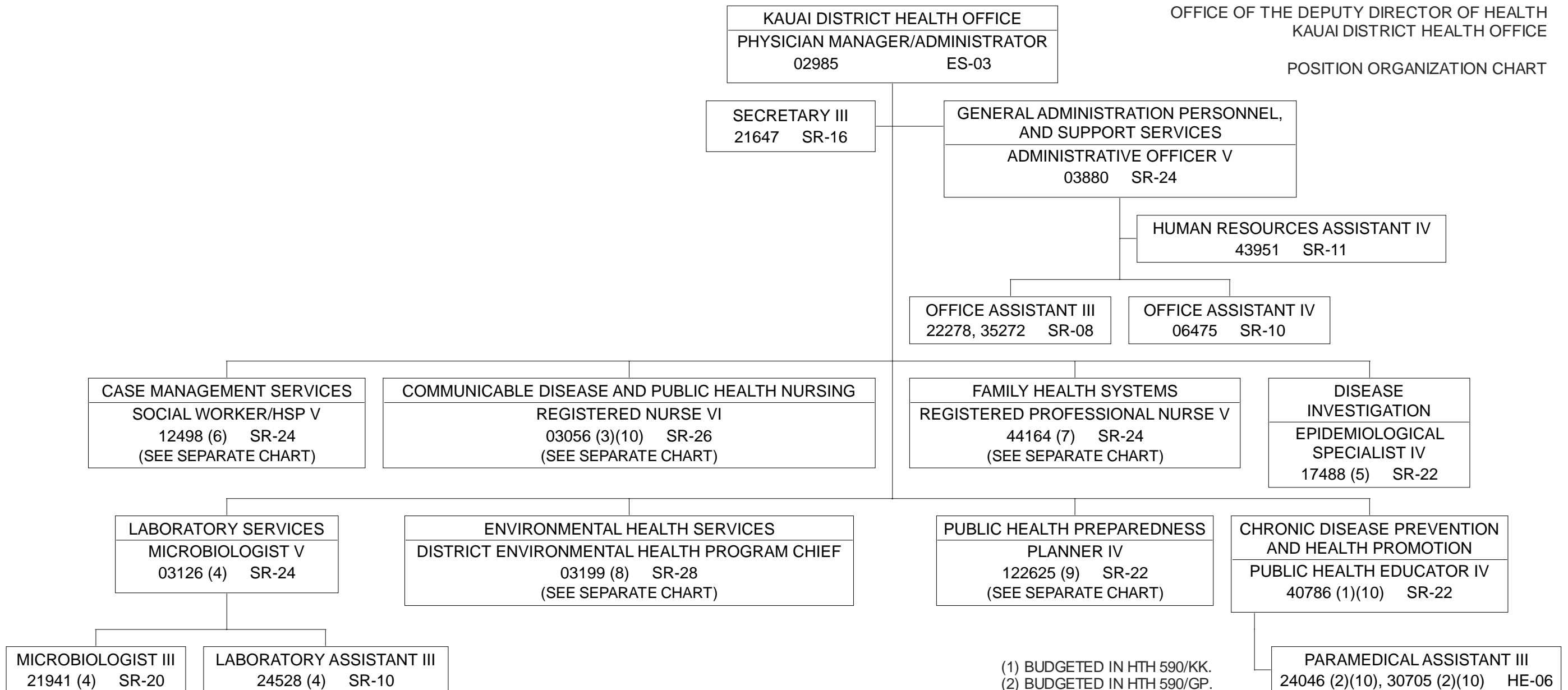
POSITION ORGANIZATION CHART



ORGANIZATION CHART



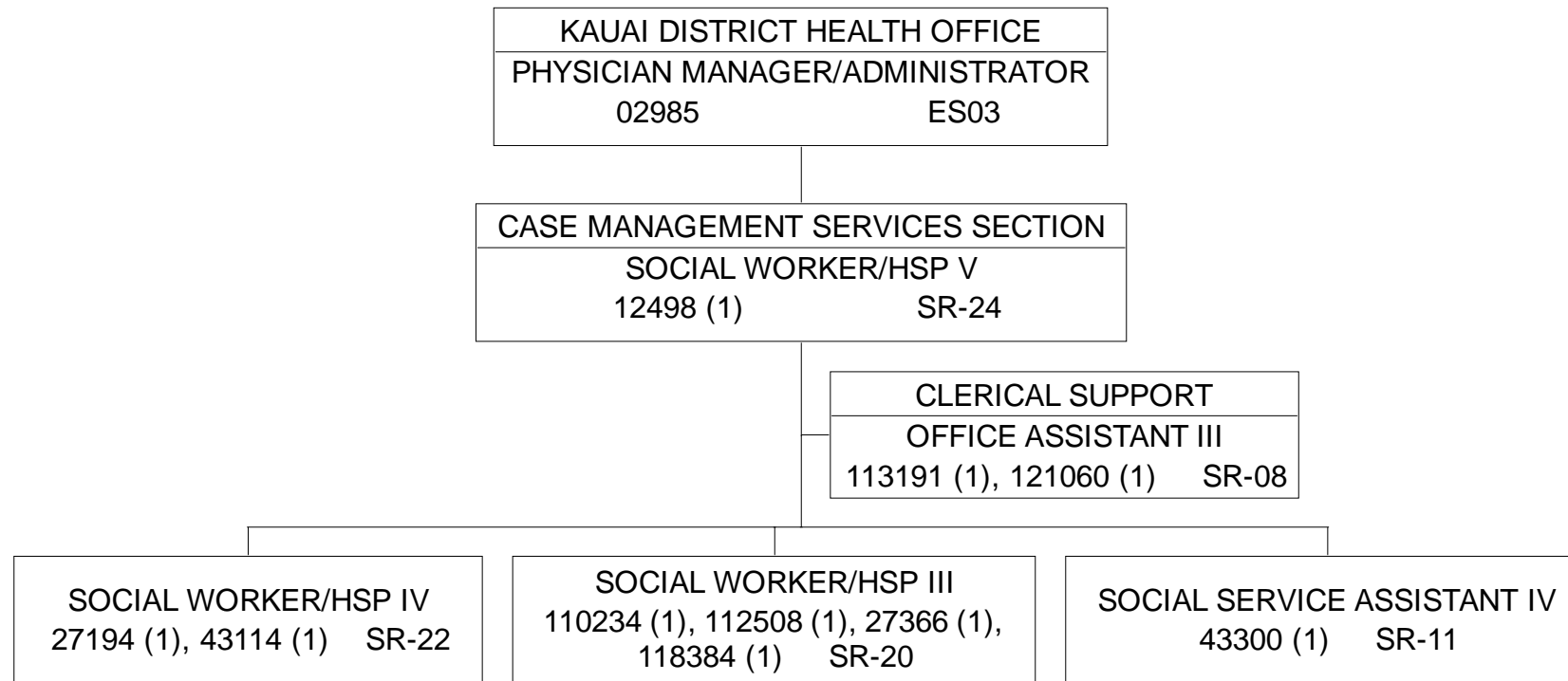
POSITION ORGANIZATION CHART



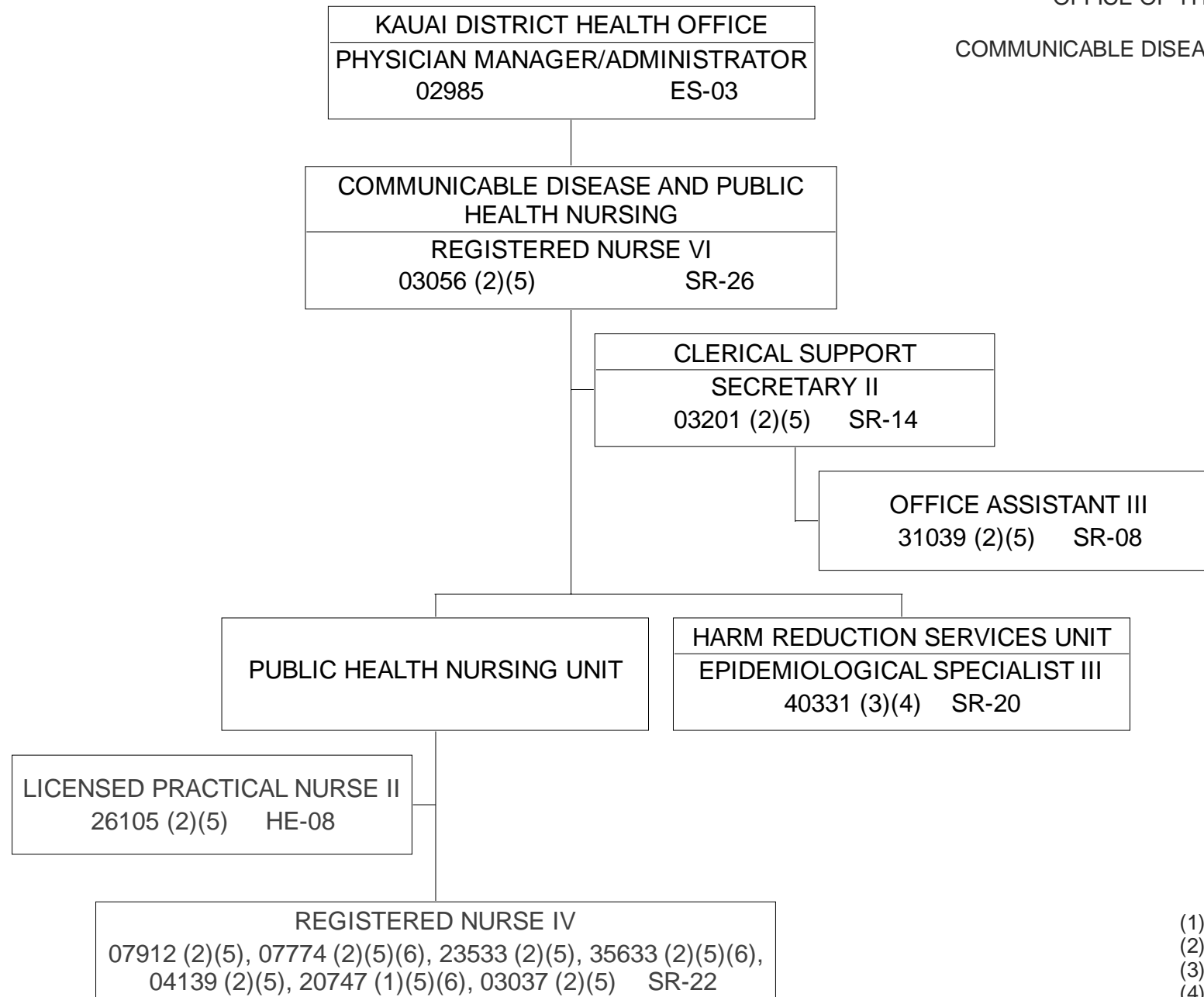
- (1) BUDGETED IN HTH 590/KK.
- (2) BUDGETED IN HTH 590/GP.
- (3) BUDGETED IN HTH 100/KJ.
- (4) BUDGETED IN HTH 710/MN.
- (5) BUDGETED IN HTH 131/DJ.
- (6) BUDGETED IN HTH 501/JS
- (7) BUDGETED IN HTH 560/KC
- (8) BUDGETED IN HTH 610/FQ
- (9) TEMPORARY, NTE 6/30/23.
- (10) TO BE REDESCRIBED.

STATE OF HAWAII
DEPARTMENT OF HEALTH
OFFICE OF THE DEPUTY DIRECTOR OF HEALTH
KAUAI DISTRICT HEALTH OFFICE
CASE MANAGEMENT SERVICES SECTION

POSITION ORGANIZATION CHART



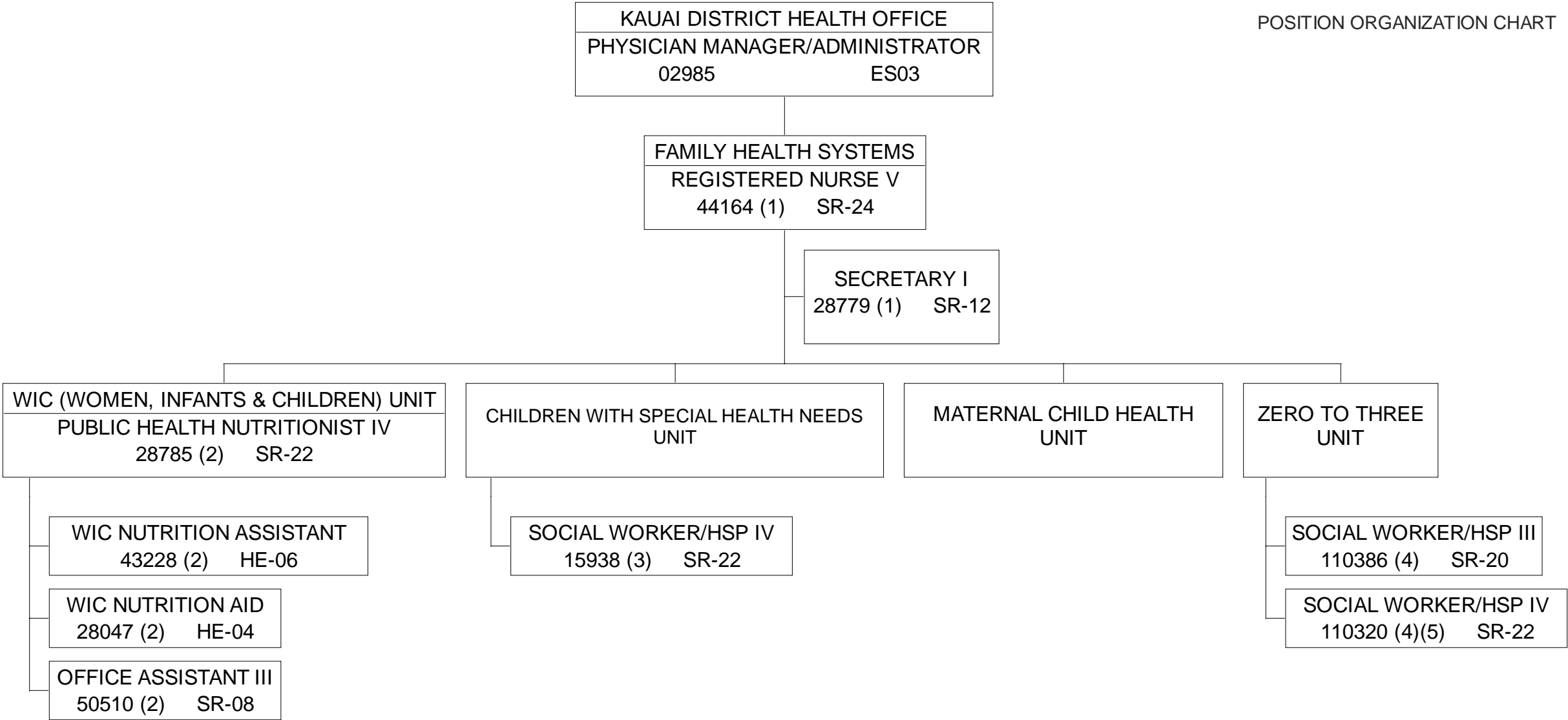
POSITION ORGANIZATION CHART



- (1) BUDGETED IN HTH 100/ DD.
- (2) BUDGETED IN HTH 100/KJ.
- (3) BUDGETED IN HTH 100/DI.
- (4) TEMPORARY, NTE 6/30/23.
- (5) TO BE REDESCRIBED.
- (6) TO BE ABOLISHED PER ACT 9/SLH 2020
June 30, 2021

STATE OF HAWAII
 DEPARTMENT OF HEALTH
 OFFICE OF THE DEPUTY DIRECTOR OF HEALTH
 KAUAI DISTRICT HEALTH OFFICE
 FAMILY HEALTH SYSTEM

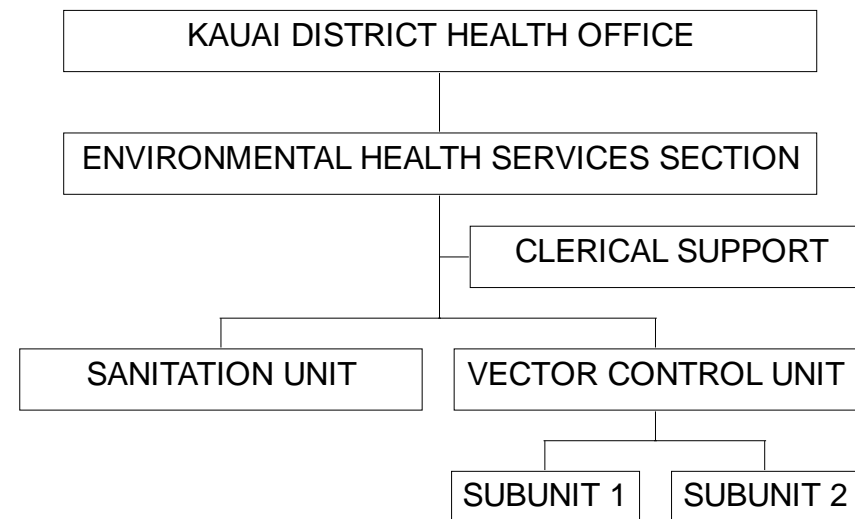
POSITION ORGANIZATION CHART



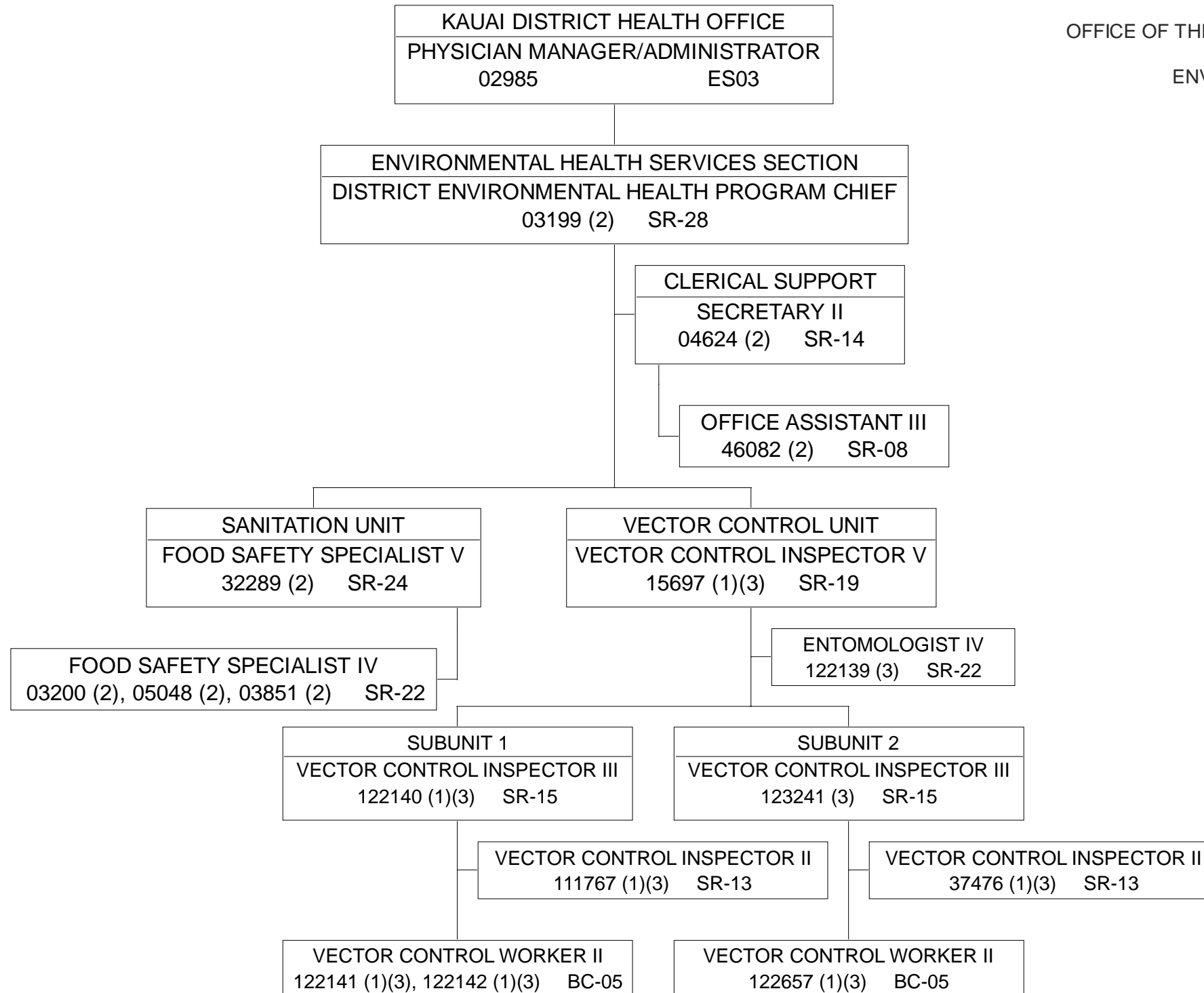
(1) BUDGETED IN HTH 560/KC
 (2) BUDGETED IN HTH 560/GI
 (3) BUDGETED IN HTH 560/CC
 (4) BUDGETED IN HTH 560/CG
 (5) TO BE ABOLISHED PER ACT 9/SLH 2020
 June 30, 2021

STATE OF HAWAII
DEPARTMENT OF HEALTH
OFFICE OF THE DEPUTY DIRECTOR OF HEALTH
KAUAI DISTRICT HEALTH OFFICE
ENVIRONMENTAL HEALTH SERVICES

ORGANIZATION CHART

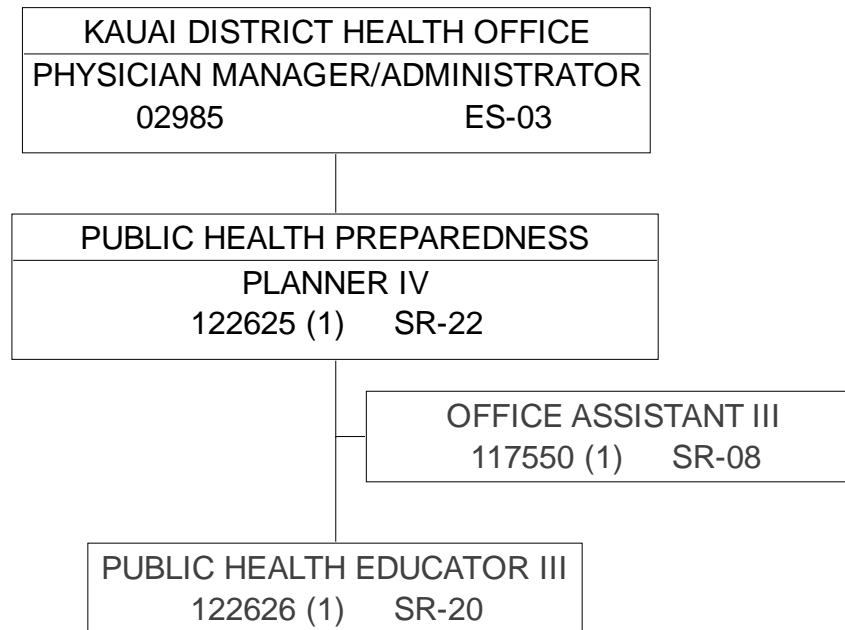


POSITION ORGANIZATION CHART

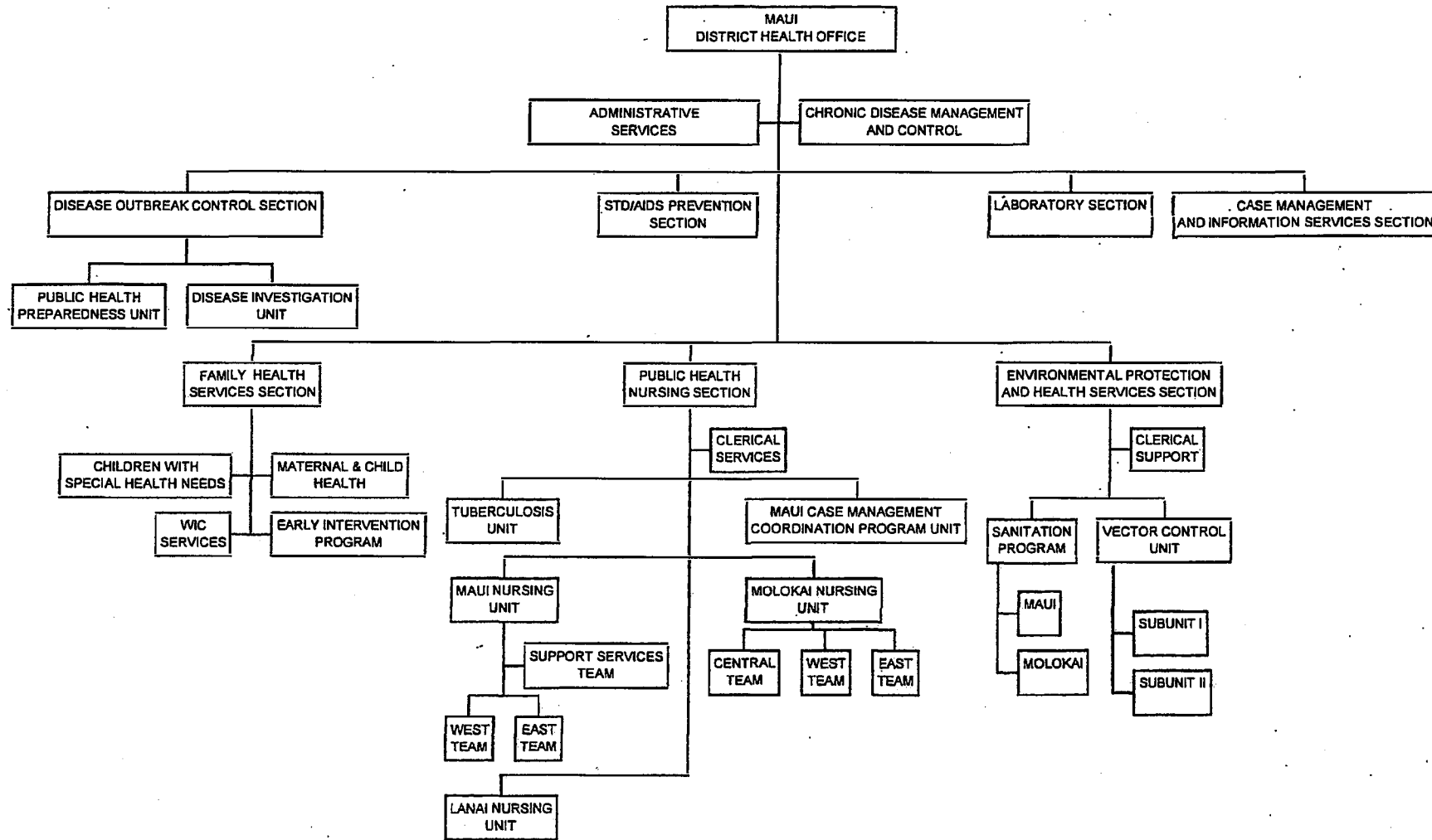


STATE OF HAWAII
DEPARTMENT OF HEALTH
OFFICE OF THE DEPUTY DIRECTOR OF HEALTH
KAUAI DISTRICT HEALTH OFFICE
PUBLIC HEALTH PREPAREDNESS

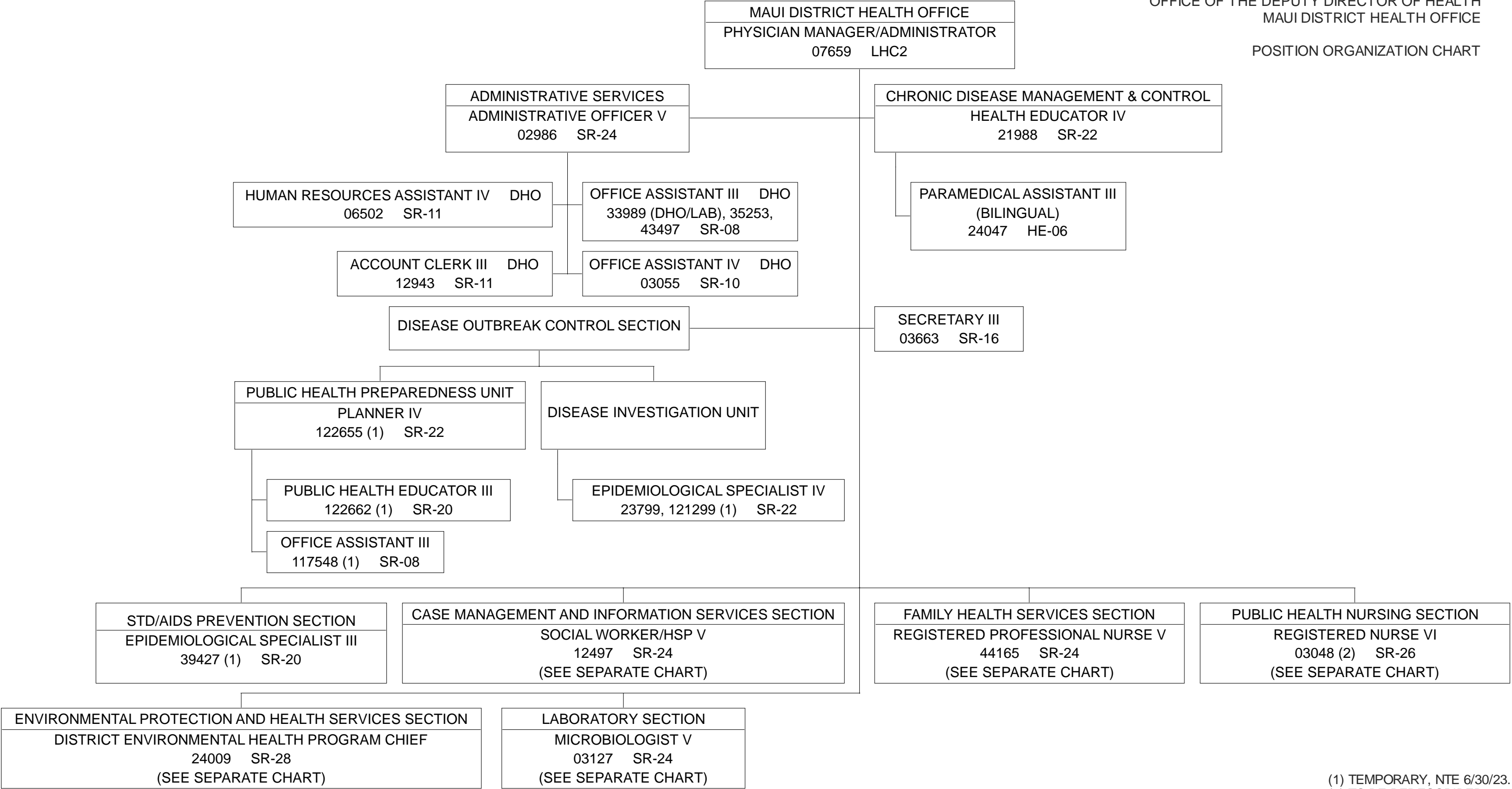
POSITION ORGANIZATION CHART



STATE OF HAWAII
 DEPARTMENT OF HEALTH
 OFFICE OF THE DEPUTY DIRECTOR OF HEALTH
 MAUI DISTRICT HEALTH OFFICE
 ORGANIZATION CHART

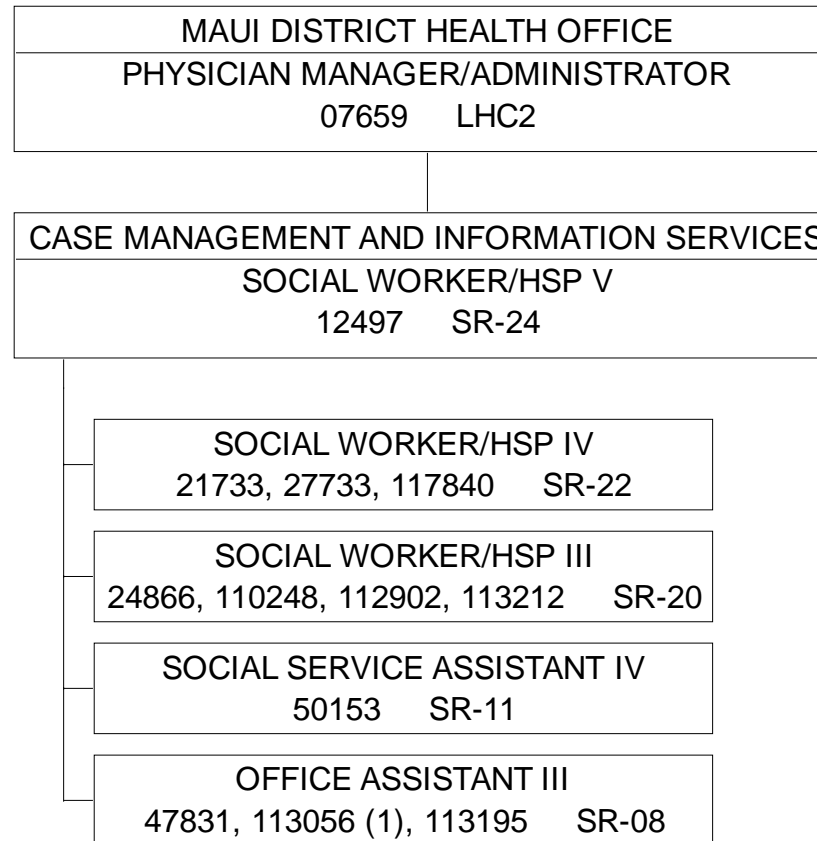


P02280003
 REV. 9/20/16

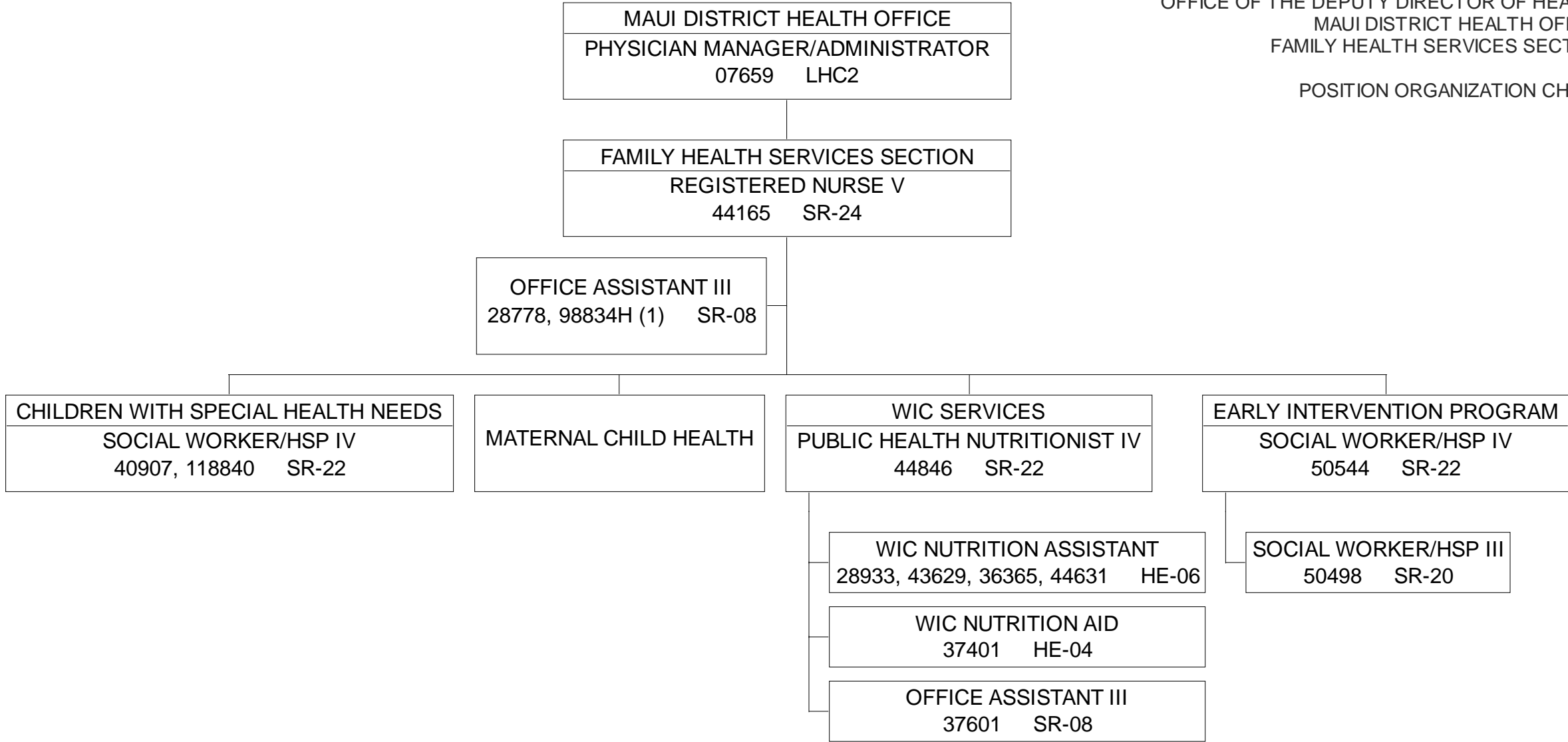


(1) TEMPORARY, NTE 6/30/23.
 (2) TO BE REDESCRIBED.

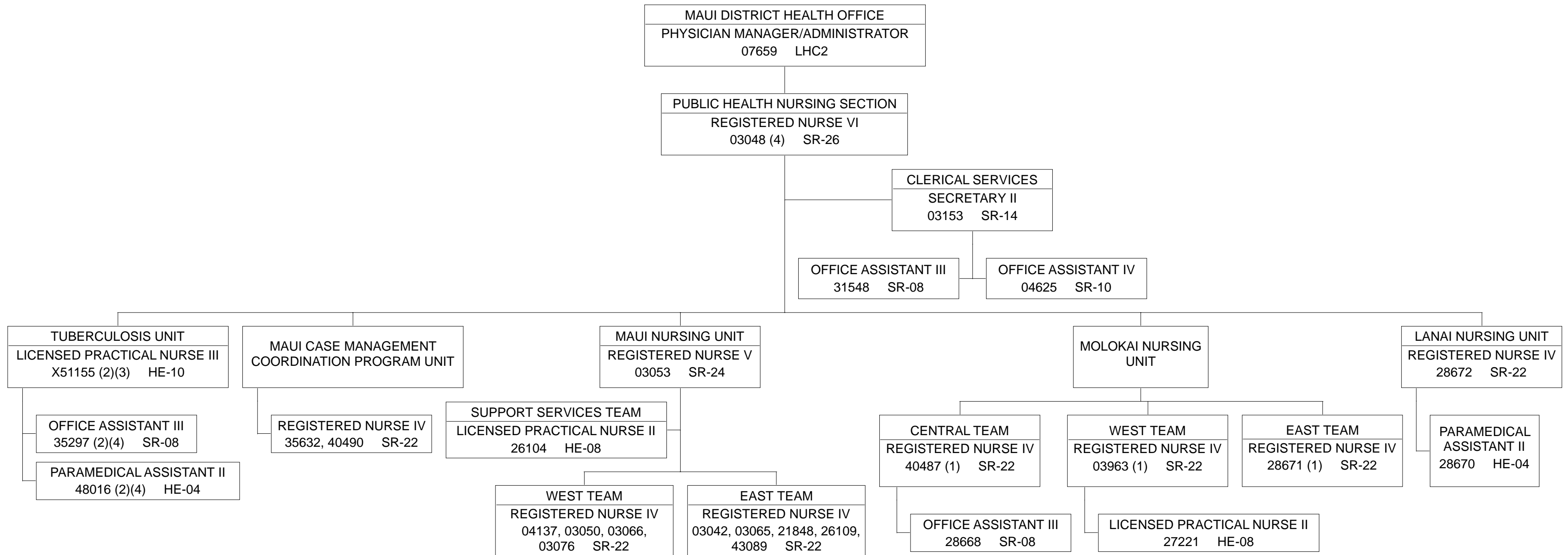
POSITION ORGANIZATION CHART



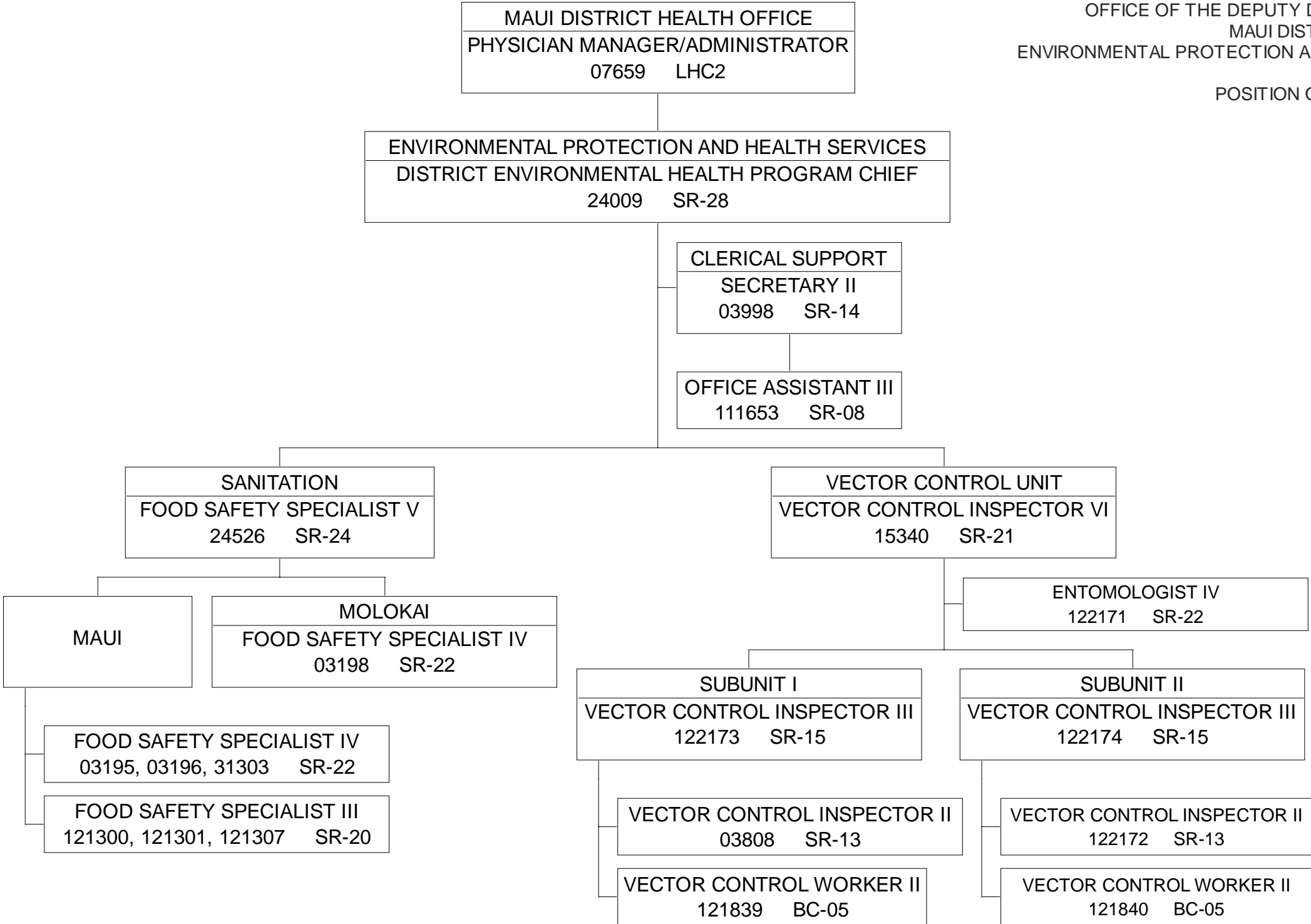
POSITION ORGANIZATION CHART



POSITION ORGANIZATION CHART

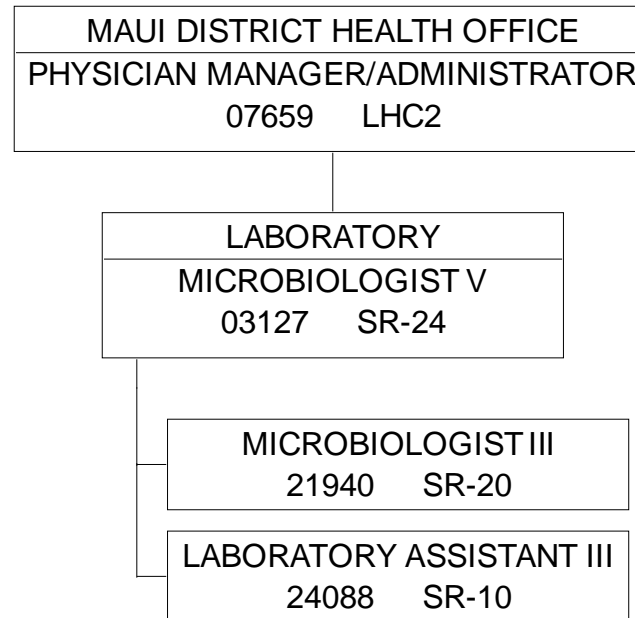


(1) SUPERVISED BY REGISTERED NURSE VI (#03048).
 (2) TEMPORARY, NTE 6/30/23.
 (3) POSITION VARIANCE APPROVED EFF. 12/6/2017.
 (4) TO BE REDESCRIBED.



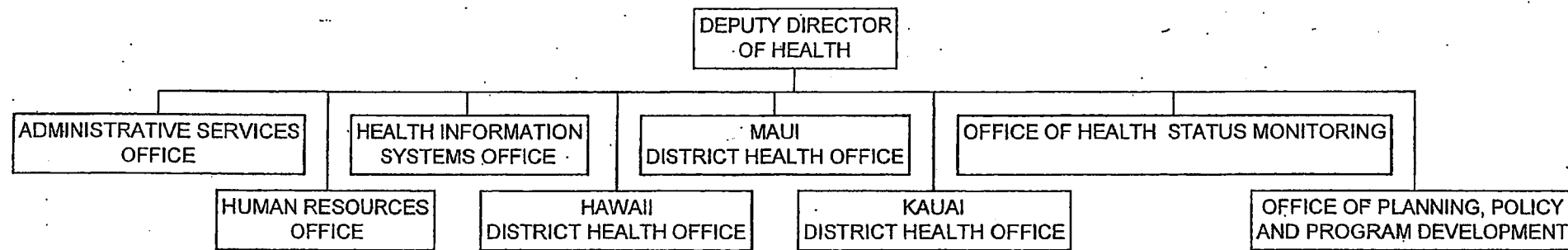
STATE OF HAWAII
DEPARTMENT OF HEALTH
OFFICE OF THE DEPUTY DIRECTOR OF HEALTH
MAUI DISTRICT HEALTH OFFICE
LABORATORY

POSITION ORGANIZATION CHART



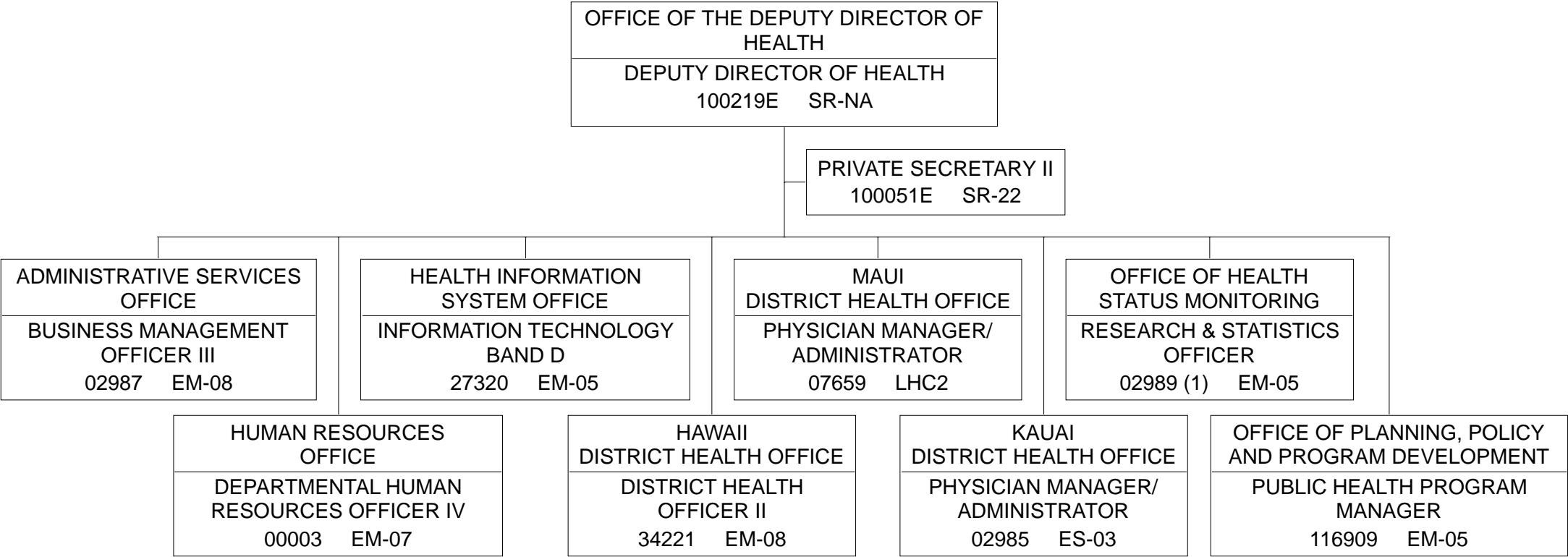
STATE OF HAWAII
DEPARTMENT OF HEALTH
OFFICE OF THE DEPUTY DIRECTOR OF HEALTH

ORGANIZATION CHART

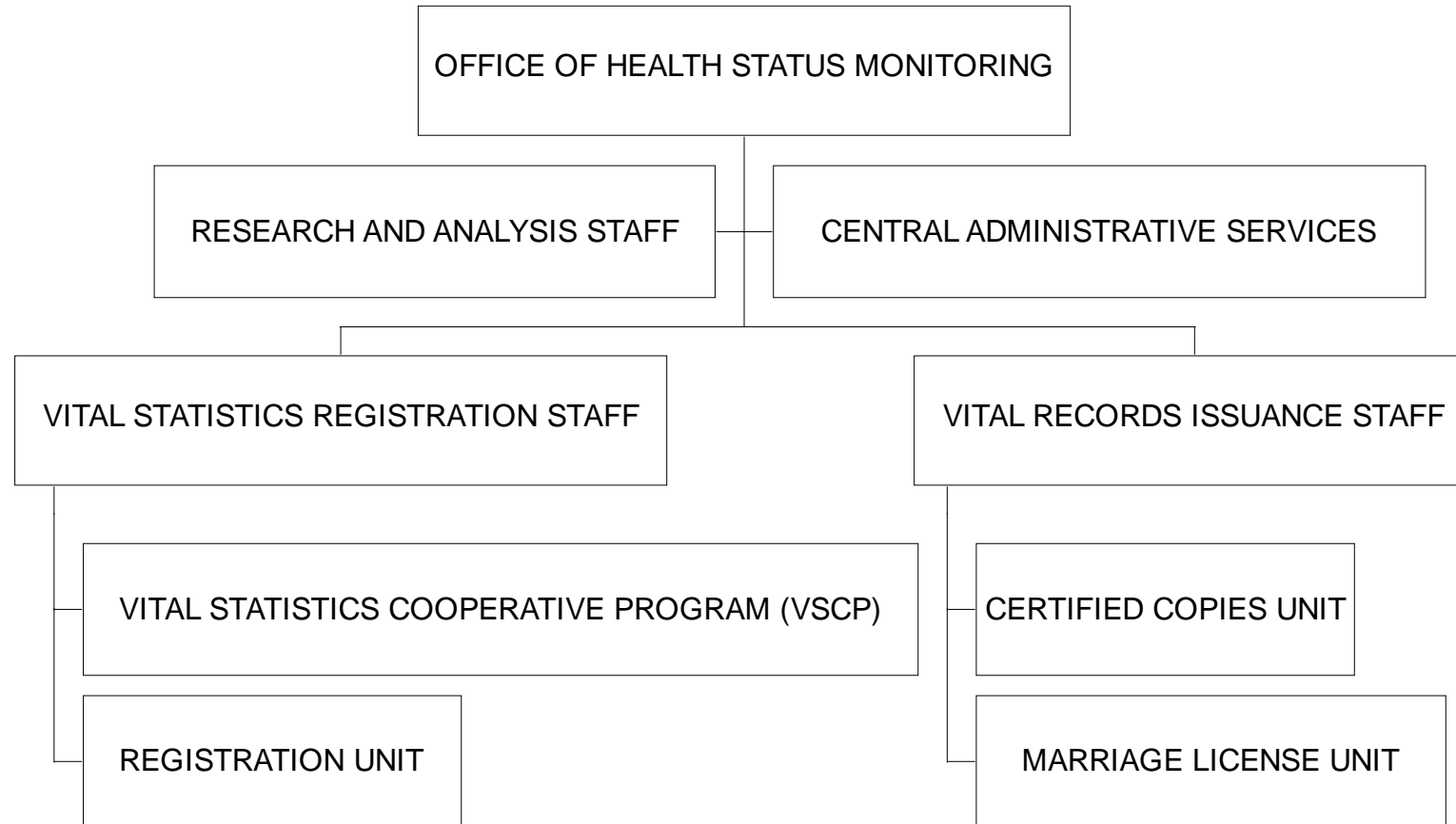


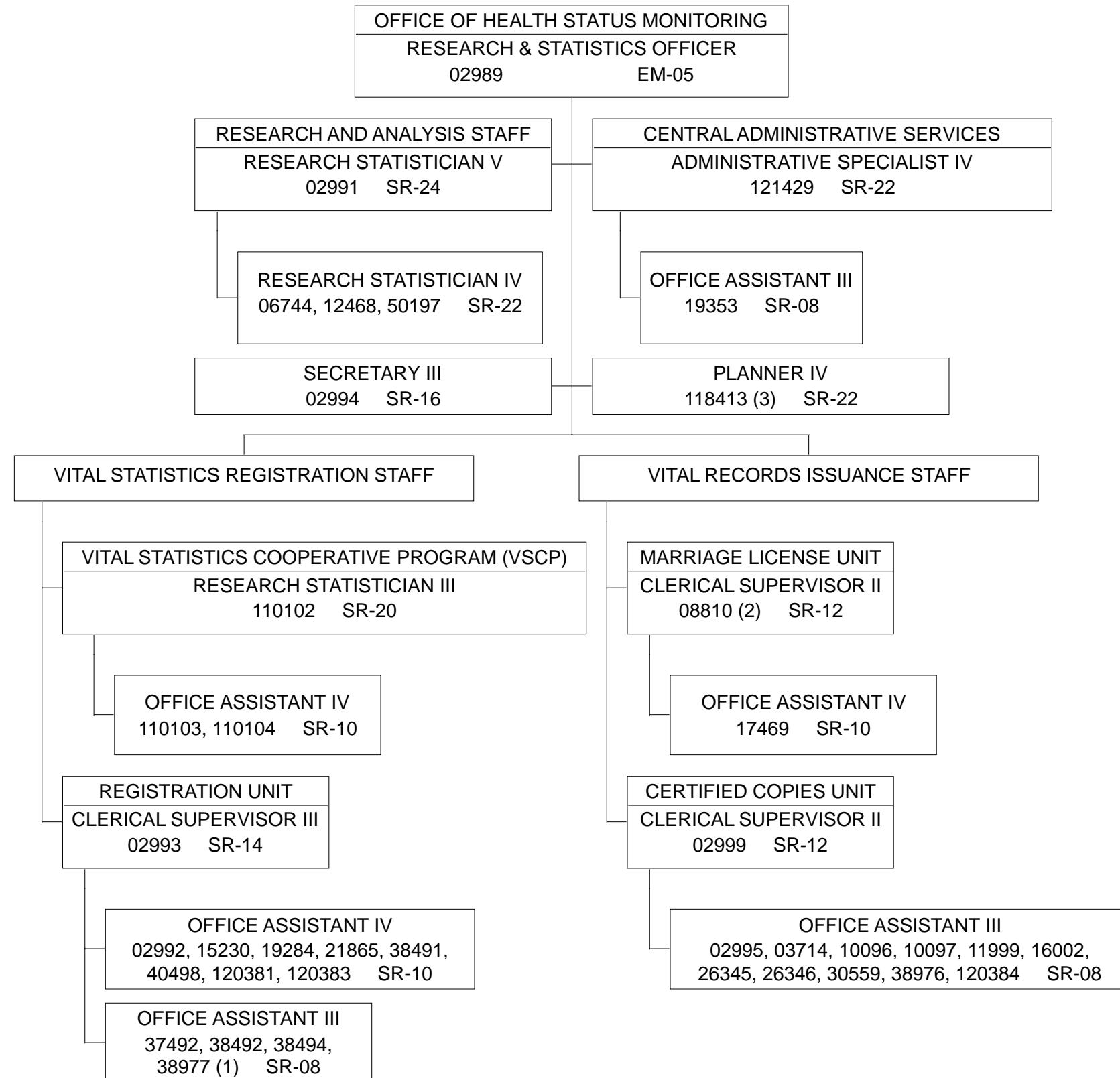
STATE OF HAWAII
DEPARTMENT OF HEALTH
OFFICE OF THE DEPUTY DIRECTOR OF HEALTH

POSITION ORGANIZATION CHART



ORGANIZATION CHART






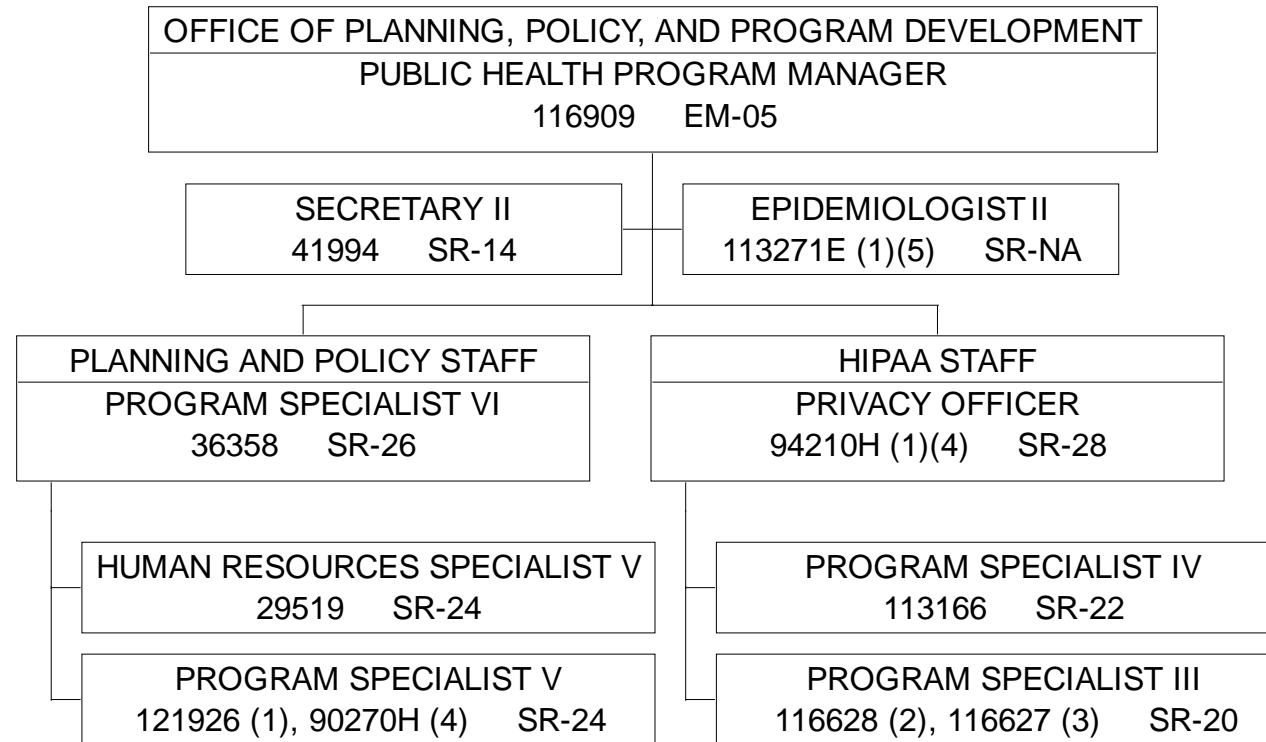
(1) .50% FTE.
 (2) SUPERVISES AND COORDINATES MARRIAGE
 LICENSE AGENTS.
 (3) TEMPORARY, 6/30/23.

STATE OF HAWAII
DEPARTMENT OF HEALTH
OFFICE OF THE DEPUTY DIRECTOR OF HEALTH
OFFICE OF PLANNING, POLICY, AND PROGRAM DEVELOPMENT

POSITION ORGANIZATION CHART



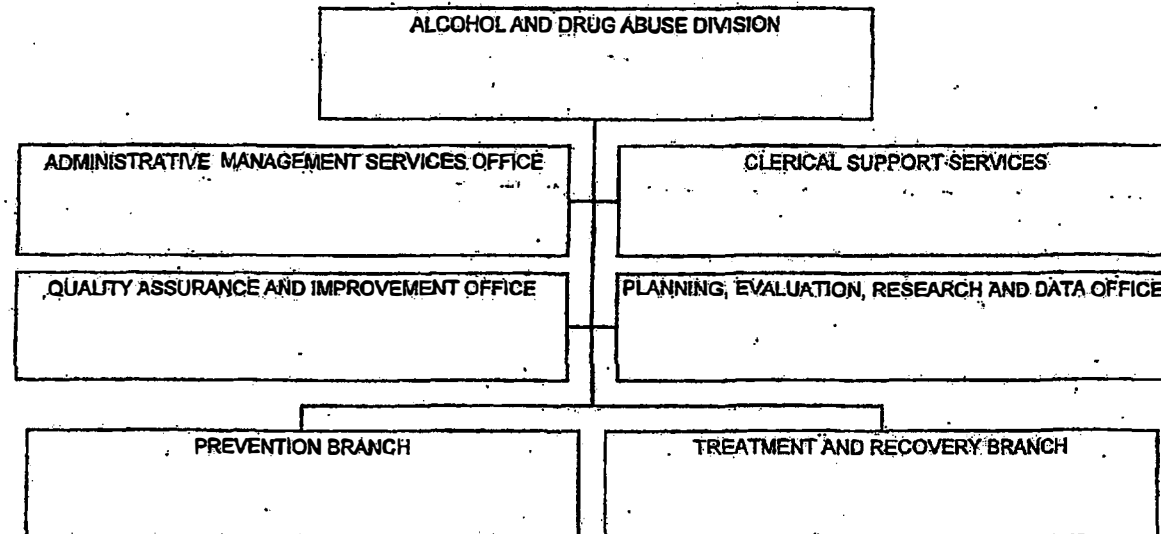
POSITION ORGANIZATION CHART



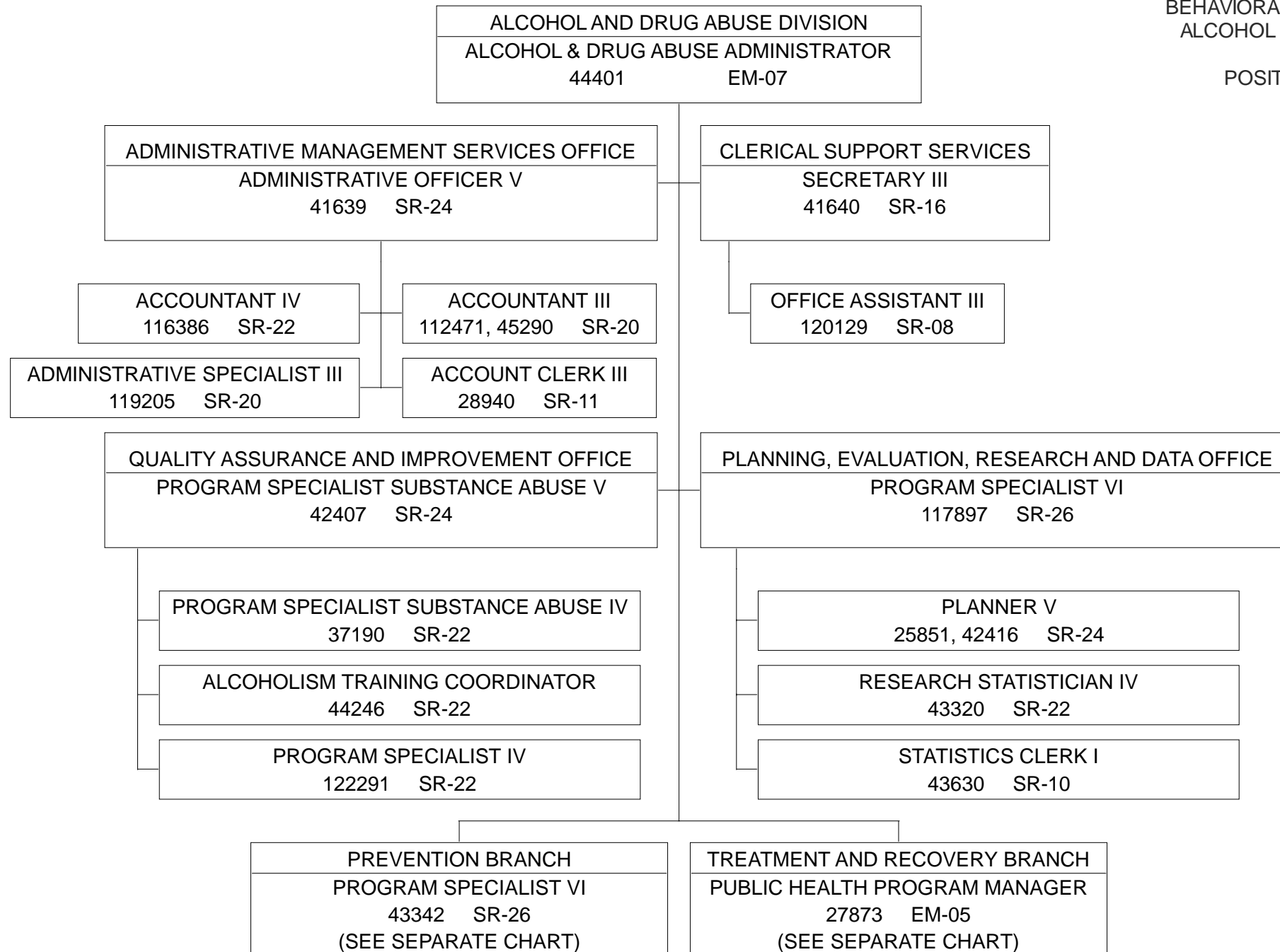
- (1) TEMPORARY, NTE 6/30/23.
- (2) PHNB.
- (3) AMHD.
- (4) TO BE ESTABLISHED.
- (5) TO BE REDESCRIBED.

STATE OF HAWAII
DEPARTMENT OF HEALTH
BEHAVIORAL HEALTH ADMINISTRATION
ALCOHOL AND DRUG ABUSE DIVISION

ORGANIZATION CHART

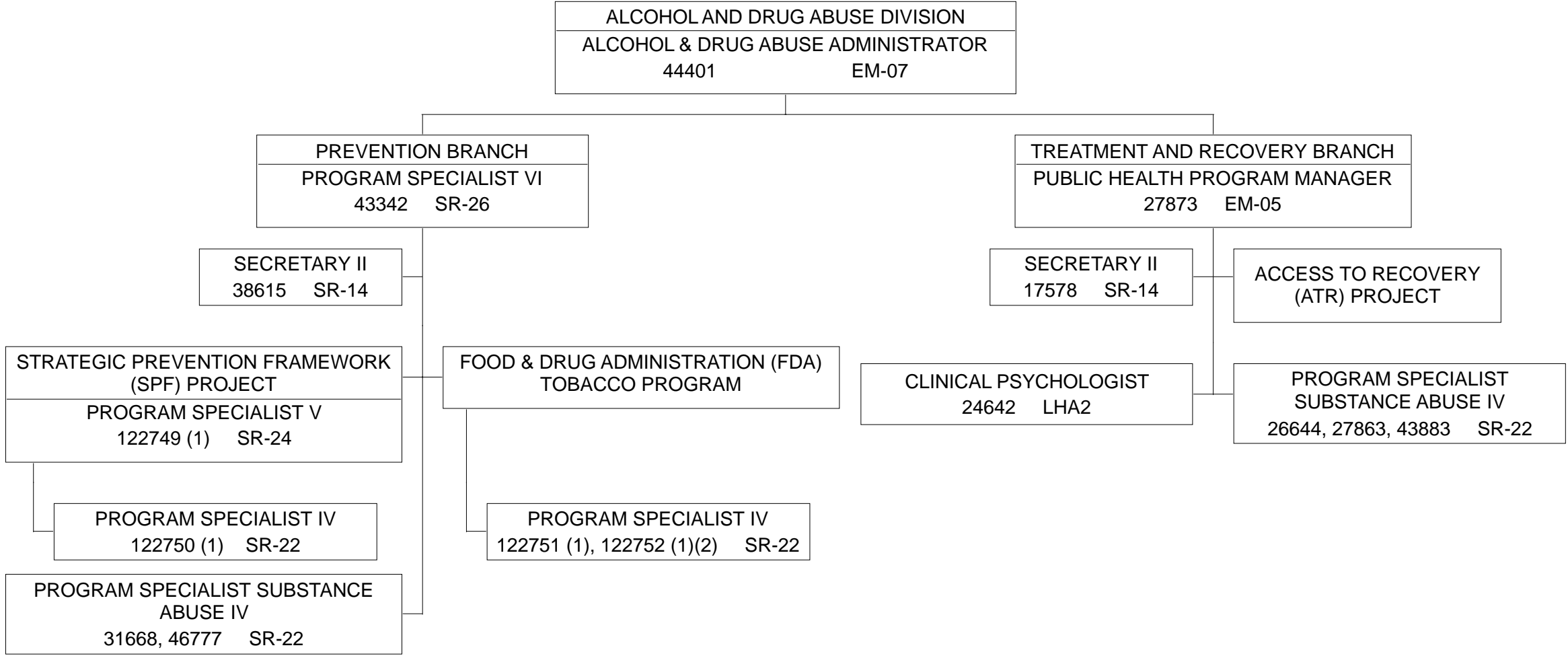


POSITION ORGANIZATION CHART

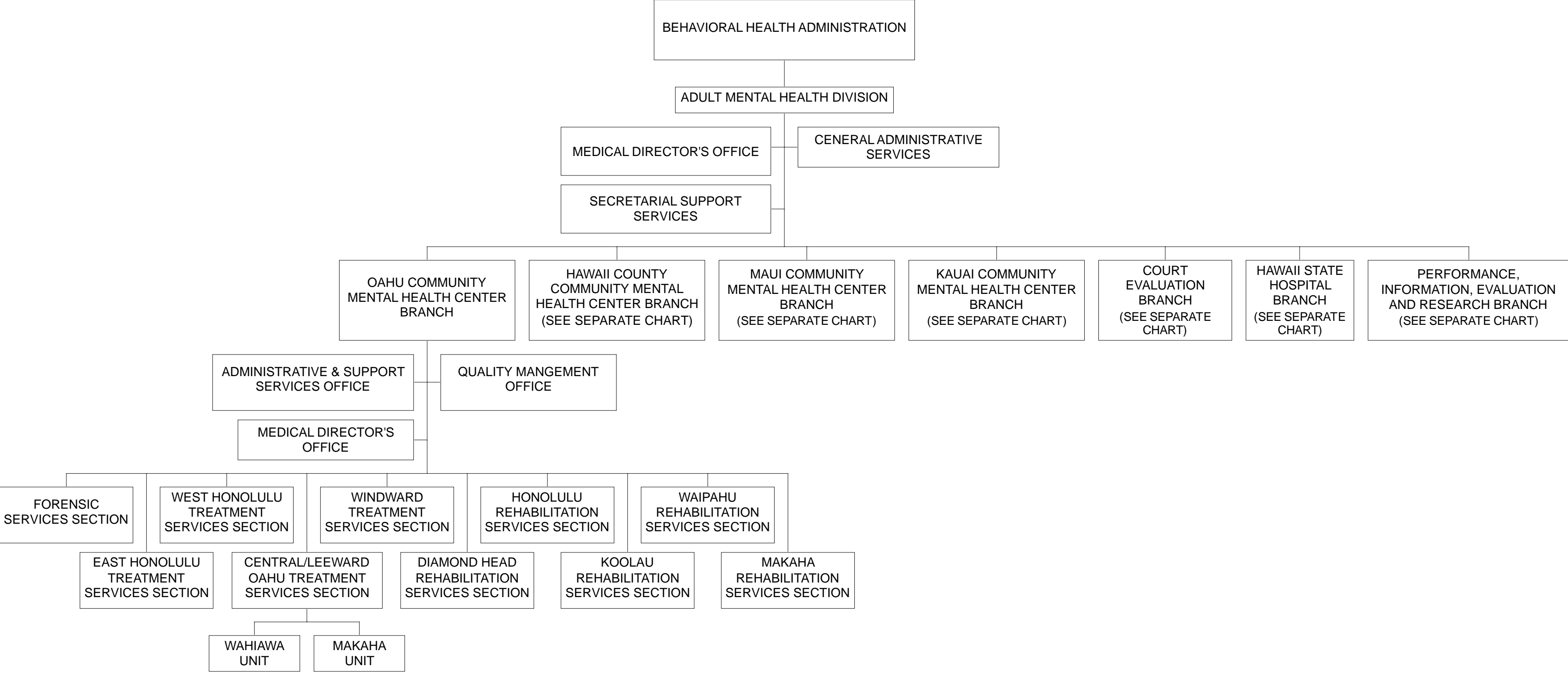


STATE OF HAWAII
 DEPARTMENT OF HEALTH
 BEHAVIORAL HEALTH ADMINISTRATION
 ALCOHOL AND DRUG ABUSE DIVISION
 PREVENTION BRANCH/TREATMENT AND RECOVERY BRANCH

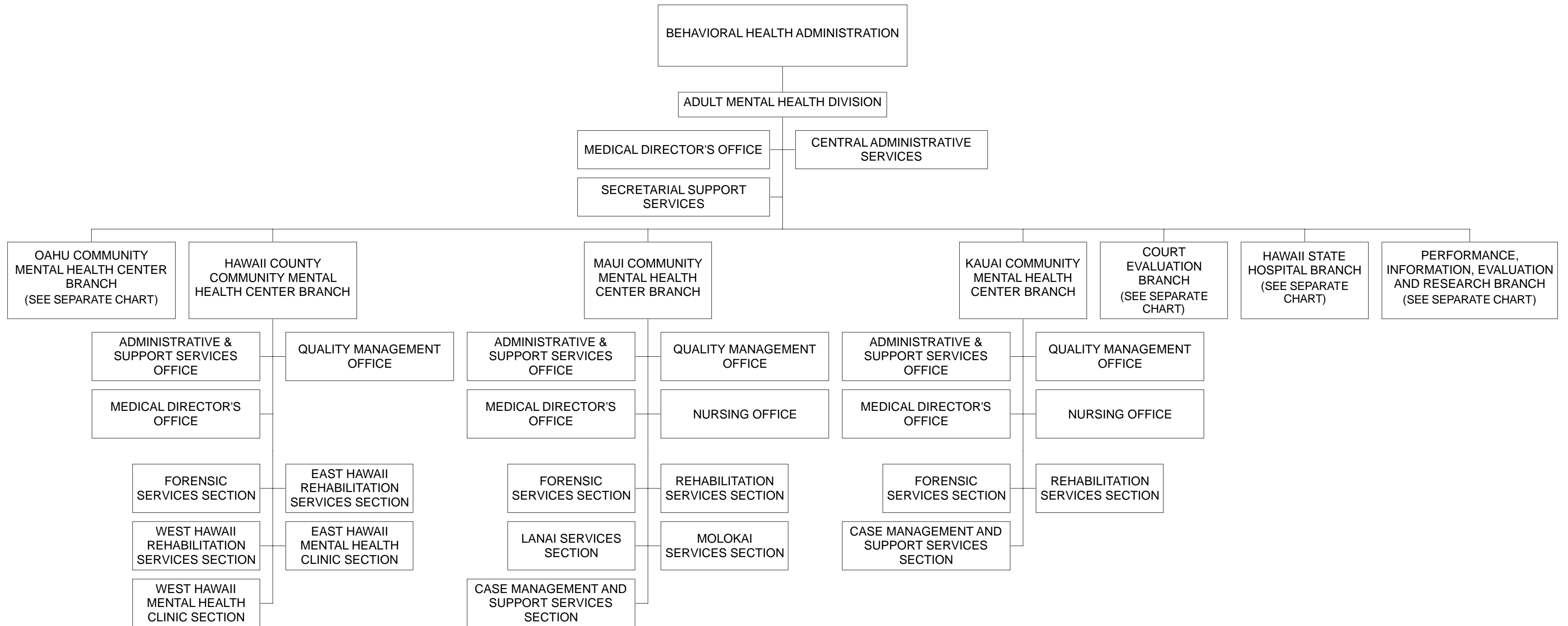
POSITION ORGANIZATION CHART



ORGANIZATION CHART

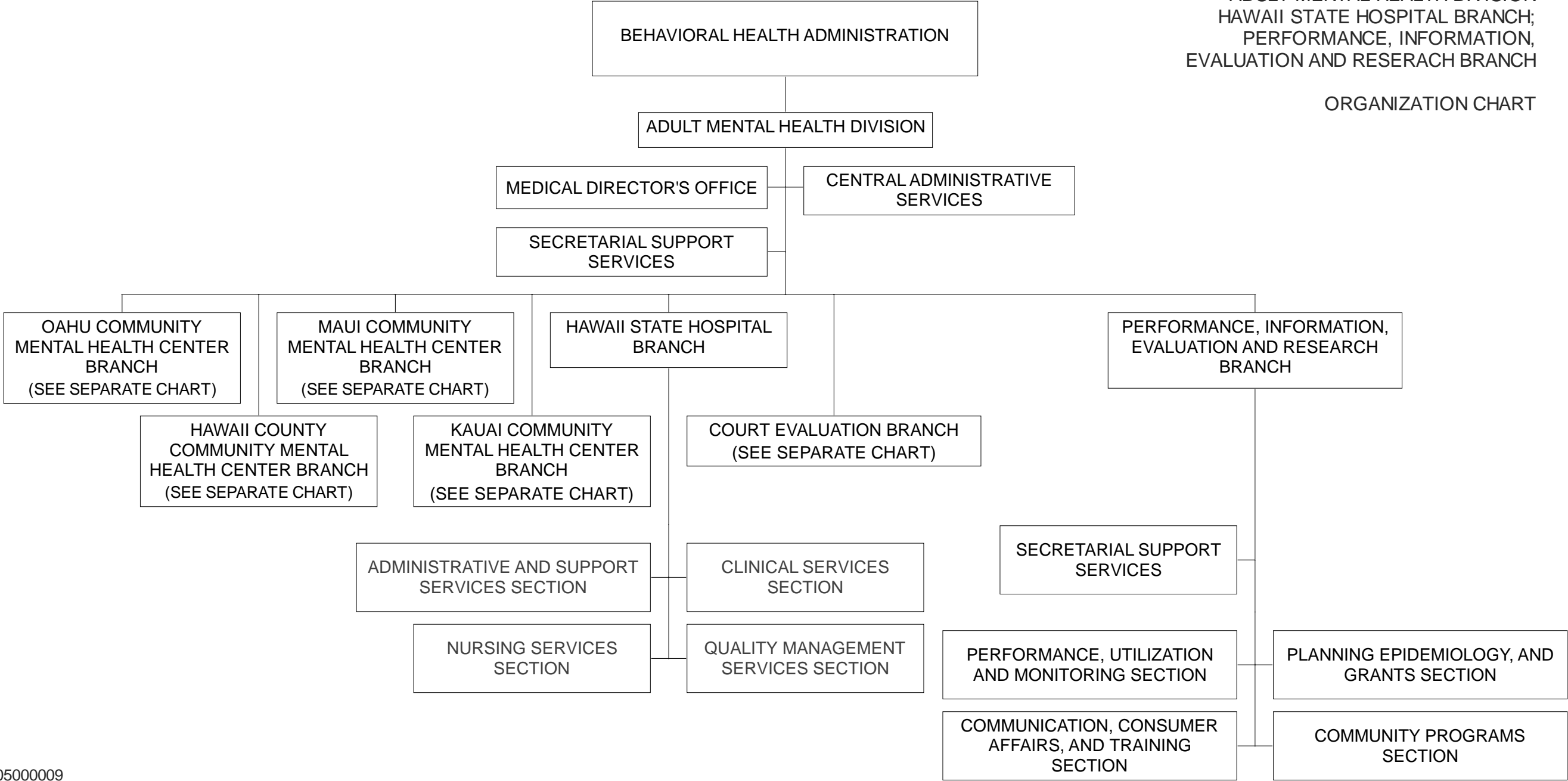


ORGANIZATION CHART



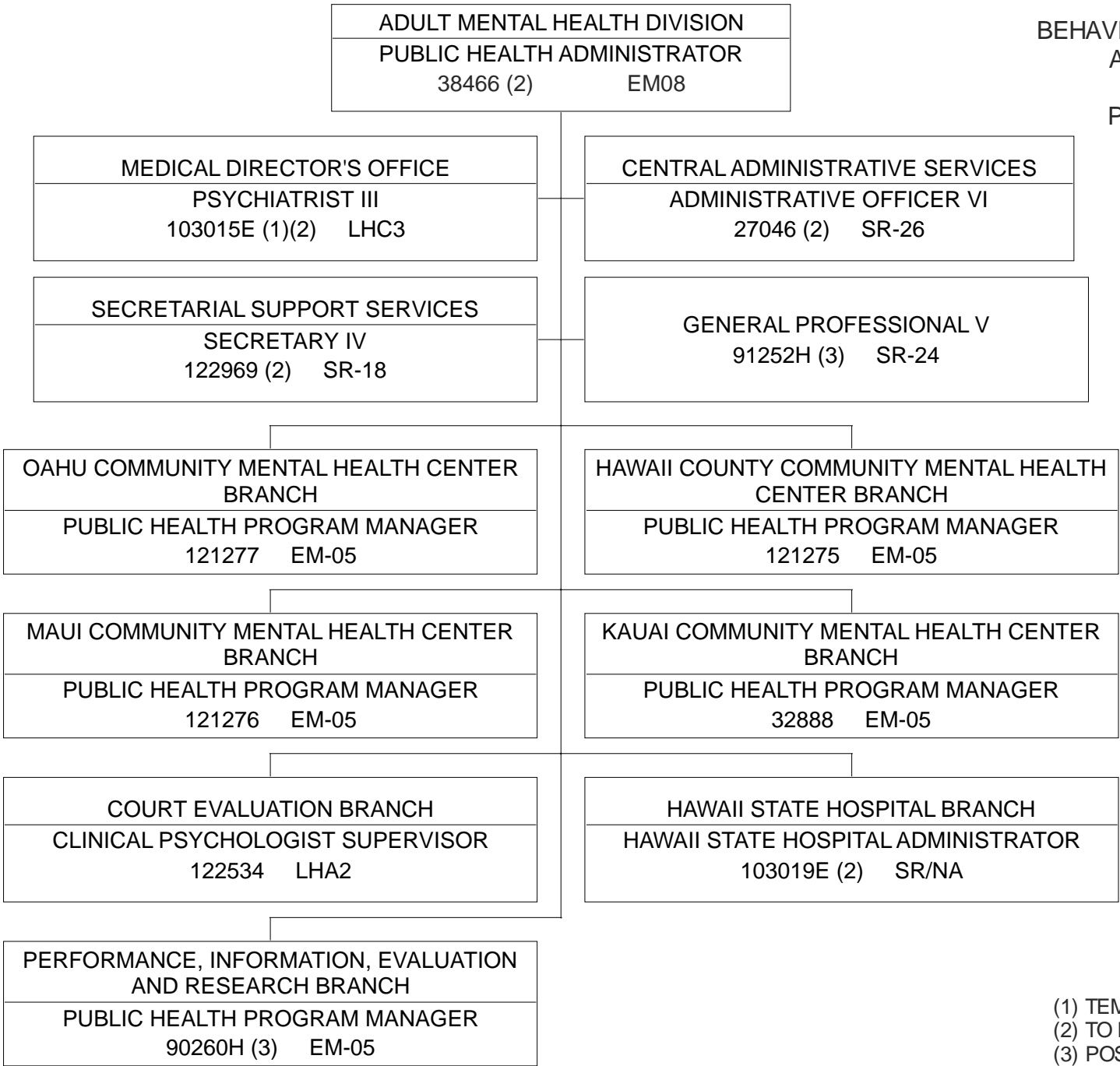
STATE OF HAWAII
 DEPARTMENT OF HEALTH
 BEHAVIORAL HEALTH ADMINISTRATION
 ADULT MENTAL HEALTH DIVISION
 HAWAII STATE HOSPITAL BRANCH;
 PERFORMANCE, INFORMATION,
 EVALUATION AND RESERACH BRANCH

ORGANIZATION CHART



STATE OF HAWAII
 DEPARTMENT OF HEALTH
 BEHAVIORAL HEALTH ADMINISTRATION
 ADULT MENTAL HEALTH DIVISION

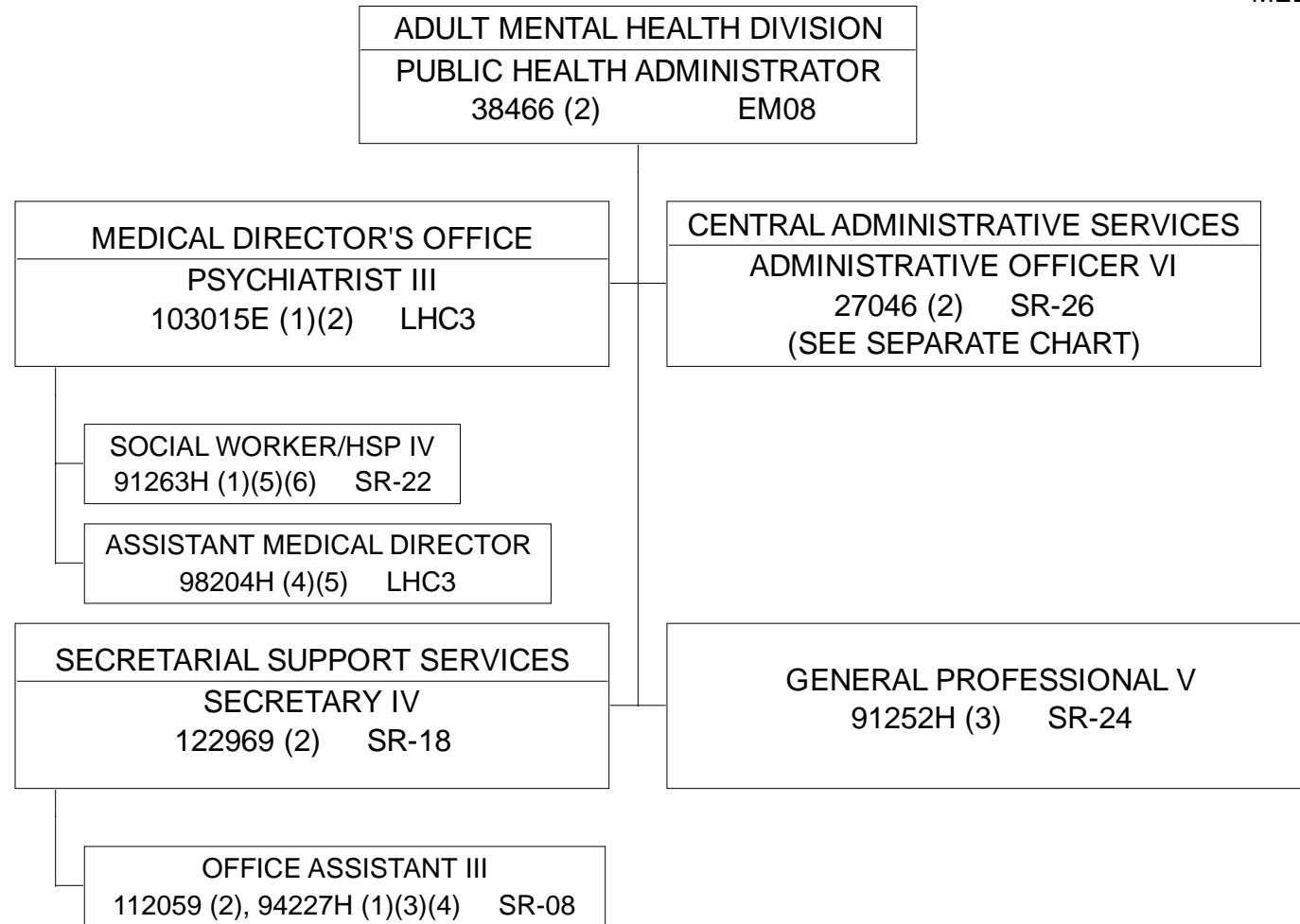
POSITION ORGANIZATION CHART



(1) TEMPORARY, NTE 6/30/23.
 (2) TO BE REDESCRIBED.
 (3) POSITION VARIANCE APPROVED EFF. 6/26/20.
 June 30, 2021

STATE OF HAWAII
 DEPARTMENT OF HEALTH
 BEHAVIORAL HEALTH ADMINISTRATION
 ADULT MENTAL HEALTH DIVISION
 MEDICAL DIRECTOR'S OFFICE, SECRETARIAL
 SUPPORT SERVICES

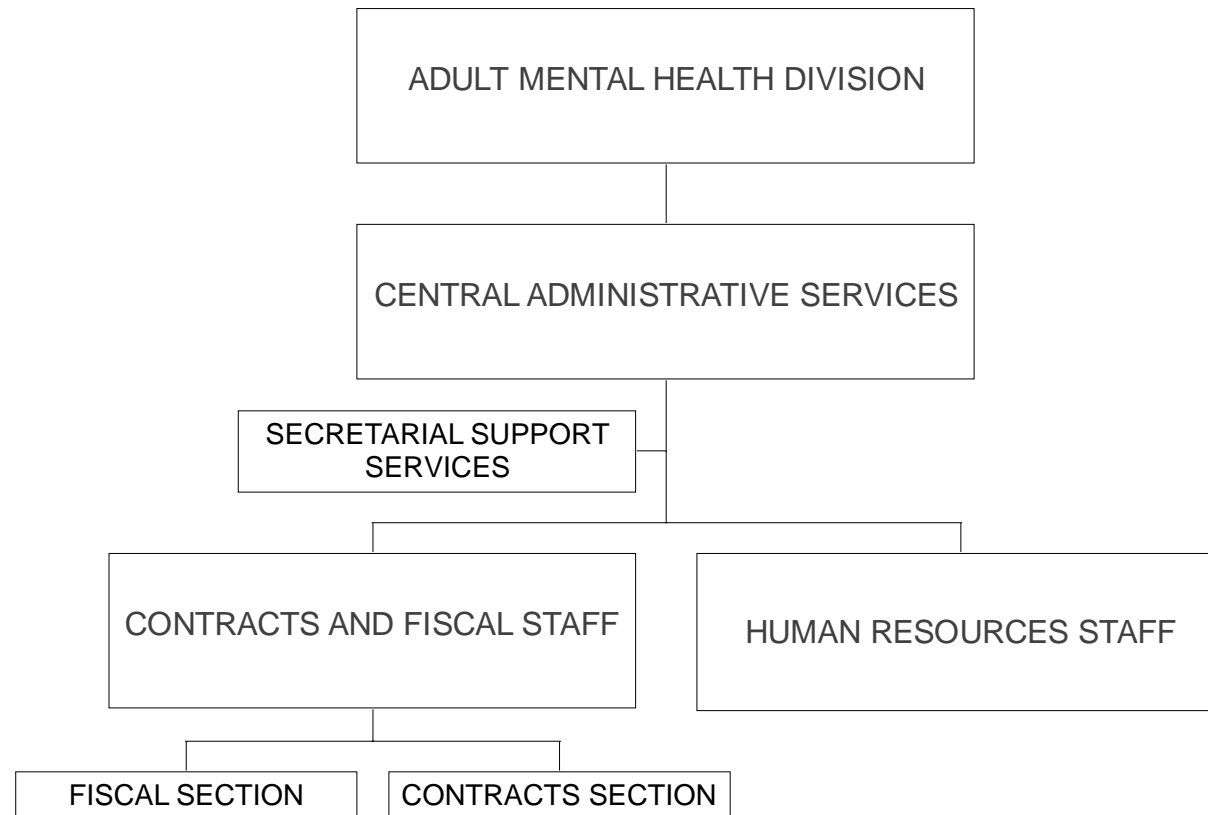
POSITION ORGANIZATION CHART



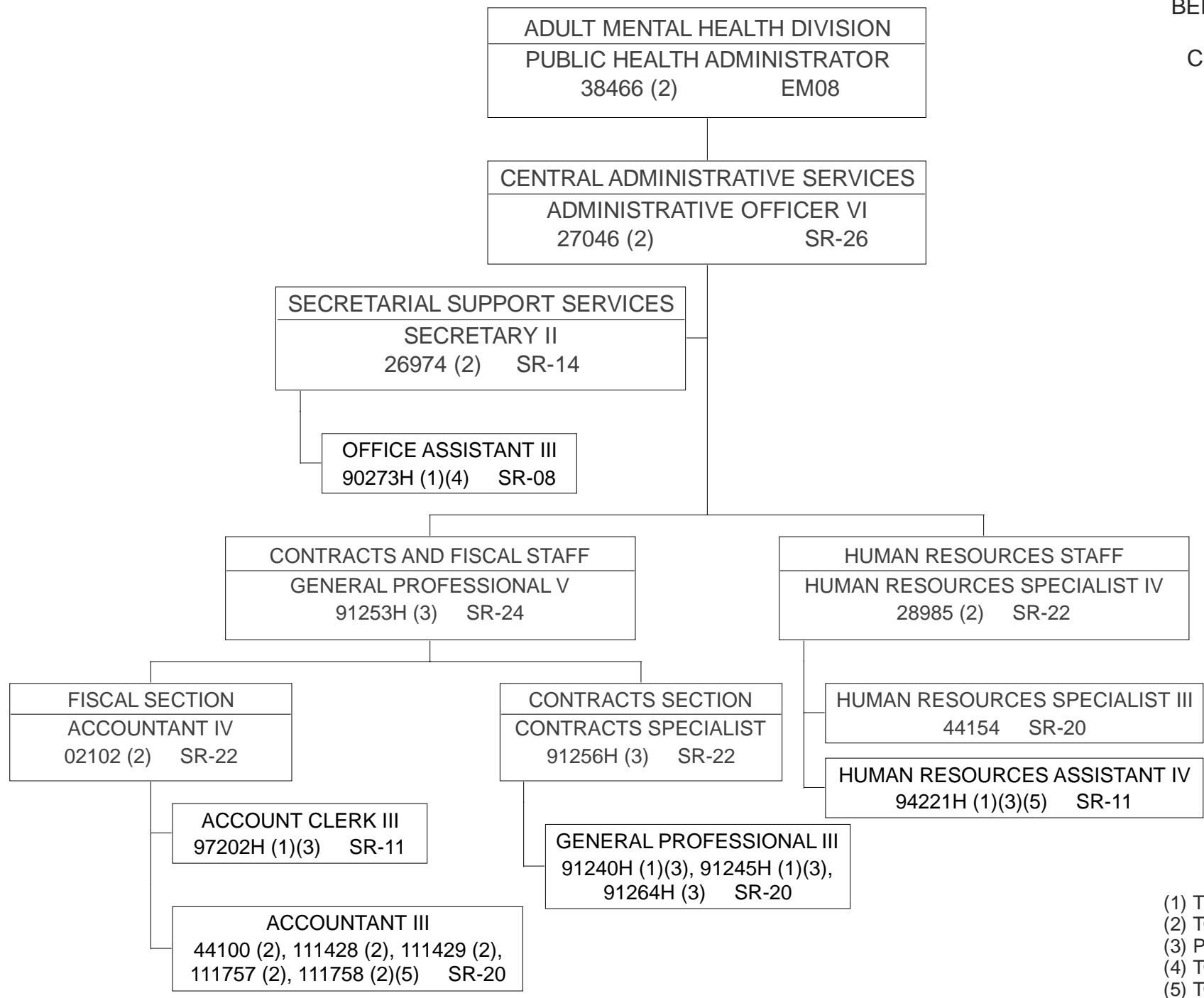
- (1) TEMPORARY NTE 6/30/23.
- (2) TO BE REDESCRIBED.
- (3) POSITION VARIANCE APPROVED EFF. 6/26/20.
- (4) 0.50 FTE
- (5) TO BE ESTABLISHED.
- (6) TO BE ABOLISHED PER ACT 009/SLH 2020.

STATE OF HAWAII
DEPARTMENT OF HEALTH
BEHAVIORAL HEALTH ADMINISTRATION
ADULT MENTAL HEALTH DIVISION
CENTRAL ADMINISTRATIVE SERVICES

ORGANIZATION CHART



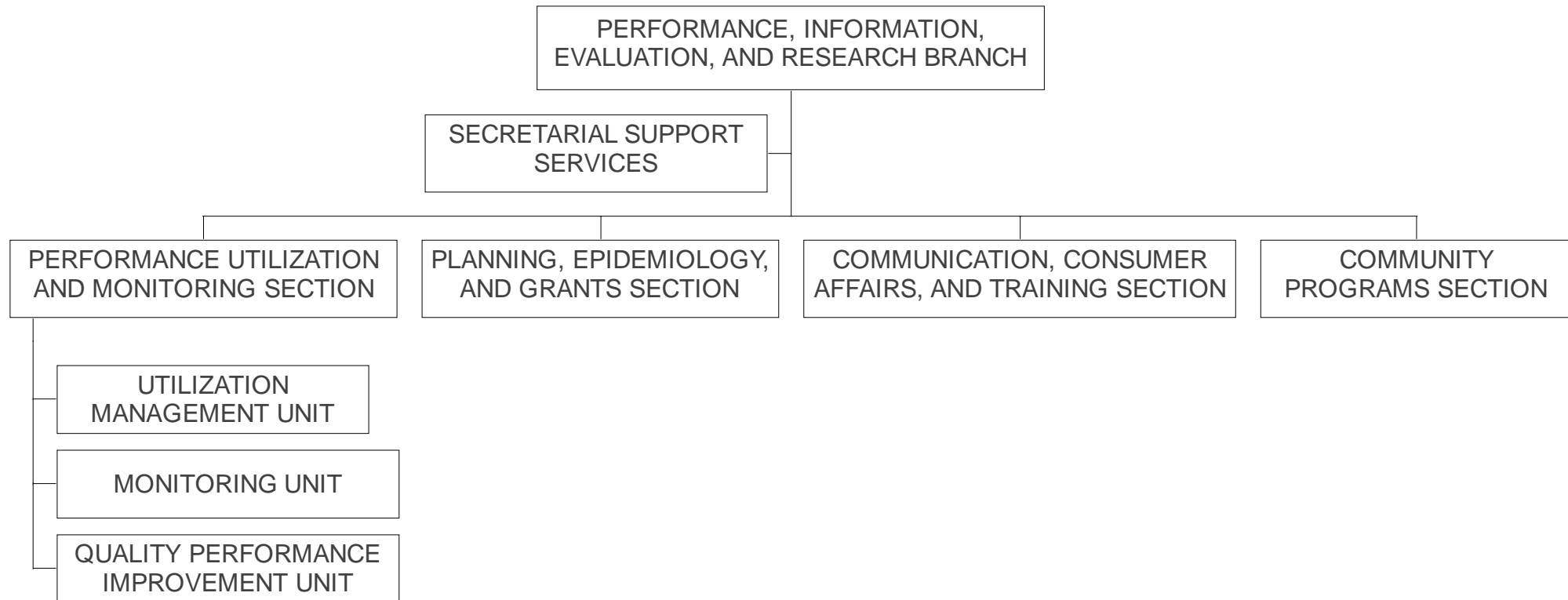
POSITION ORGANIZATION CHART



(1) TEMPORARY, NTE 6/30/23.
 (2) TO BE REDESCRIBED.
 (3) POSITION VARIANCE APPROVED EFF. 6/26/20.
 (4) TO BE ESTABLISHED.
 (5) TO BE ABOLISHED PER ACT 009/S.L.H.2020,
 June 30, 2021

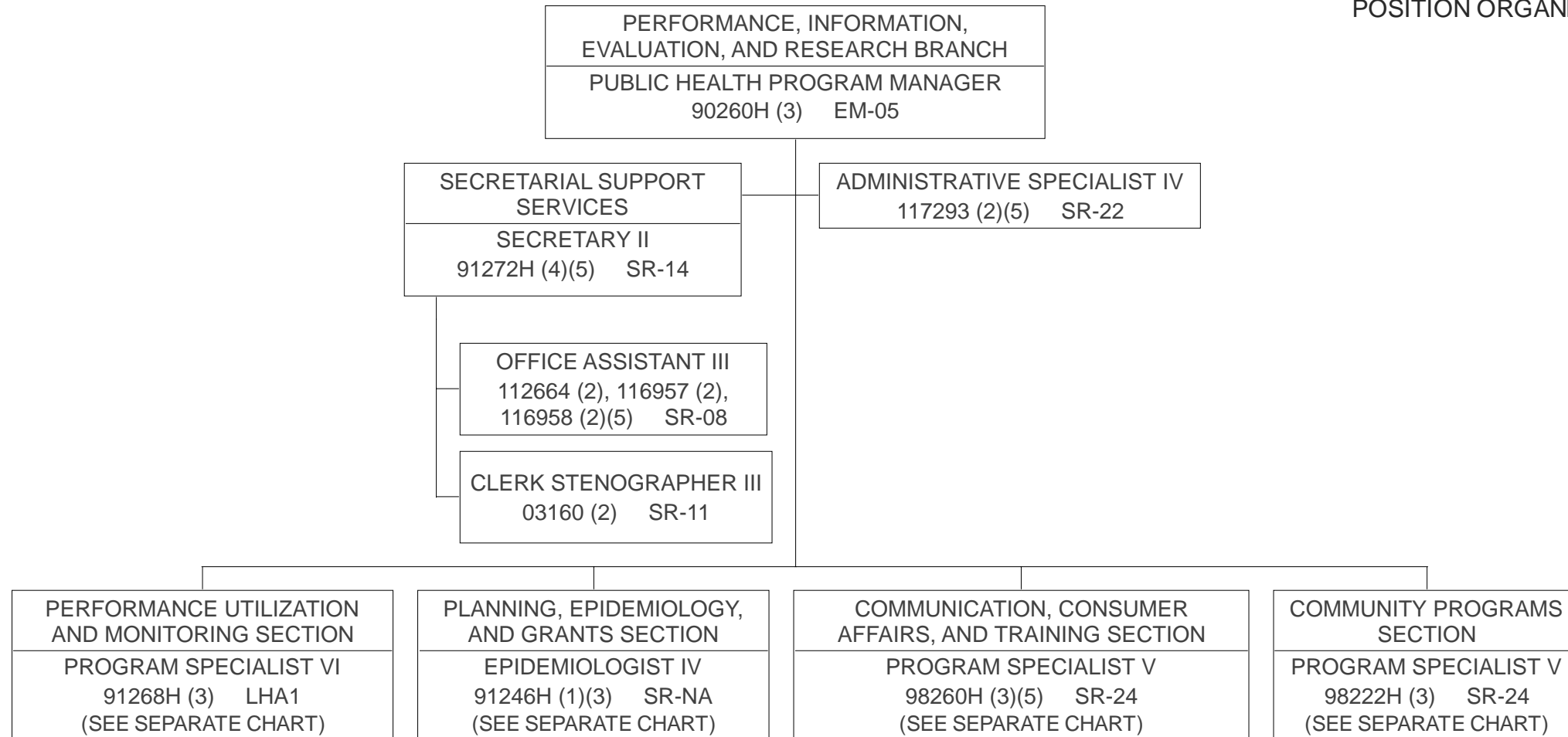
STATE OF HAWAII
DEPARTMENT OF HEALTH
BEHAVIORAL HEALTH ADMINISTRATION
ADULT MENTAL HEALTH DIVISION
PERFORMANCE, INFORMATION, EVALUATION, AND RESEARCH BRANCH

ORGANIZATION CHART



STATE OF HAWAII
 DEPARTMENT OF HEALTH
 BEHAVIORAL HEALTH ADMINISTRATION
 ADULT MENTAL HEALTH DIVISION
 PERFORMANCE, INFORMATION, EVALUATION, AND RESEARCH BRANCH

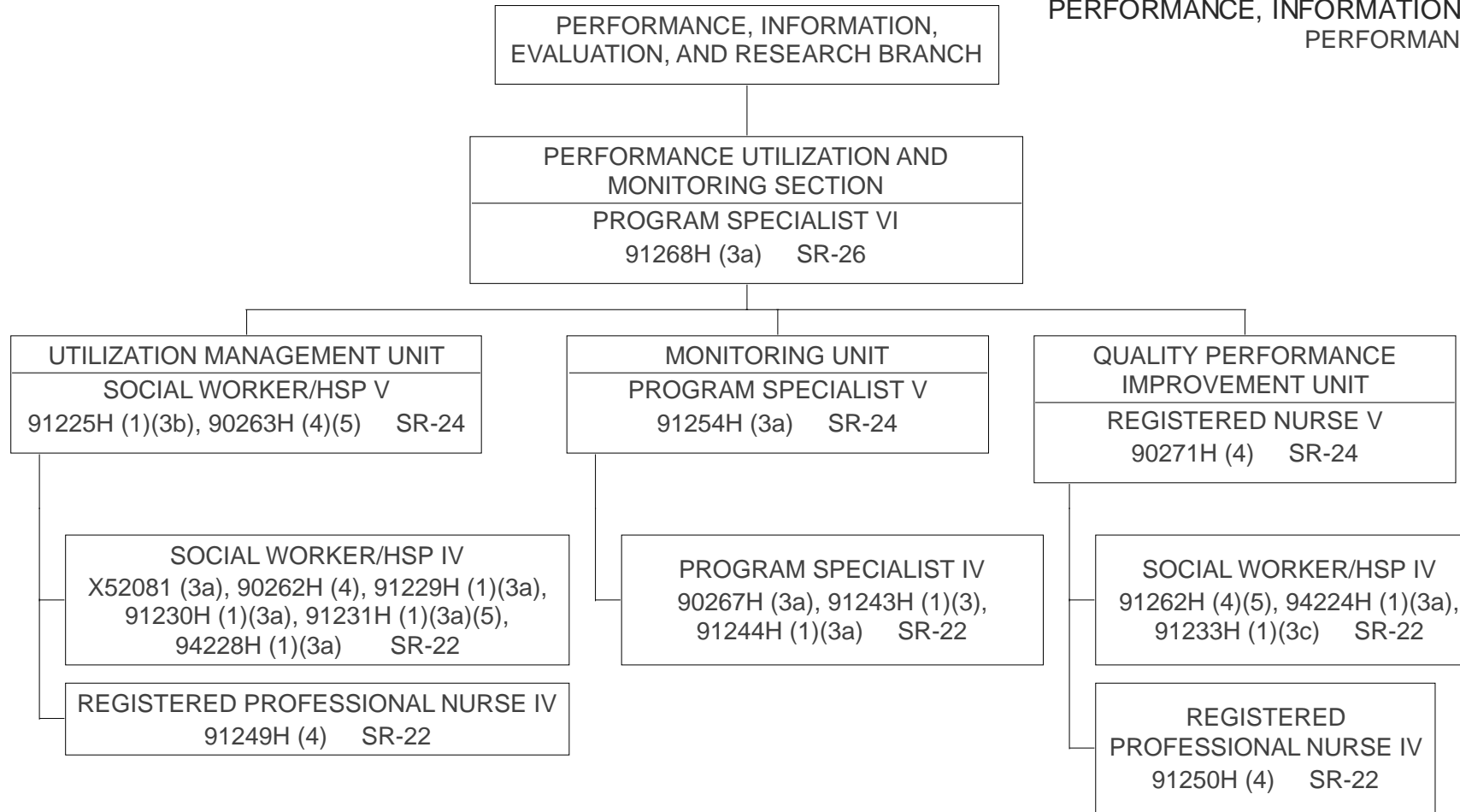
POSITION ORGANIZATION CHART



- (1) TEMPORARY, NTE 6/30/23.
- (2) TO BE REDESCRIBED.
- (3) POSITION VARIANCE APPROVED EFF. 6/26/20.
- (4) TO BE ESTABLISHED.
- (5) TO BE ABOLISHED PER ACT 009/SLH 2020.

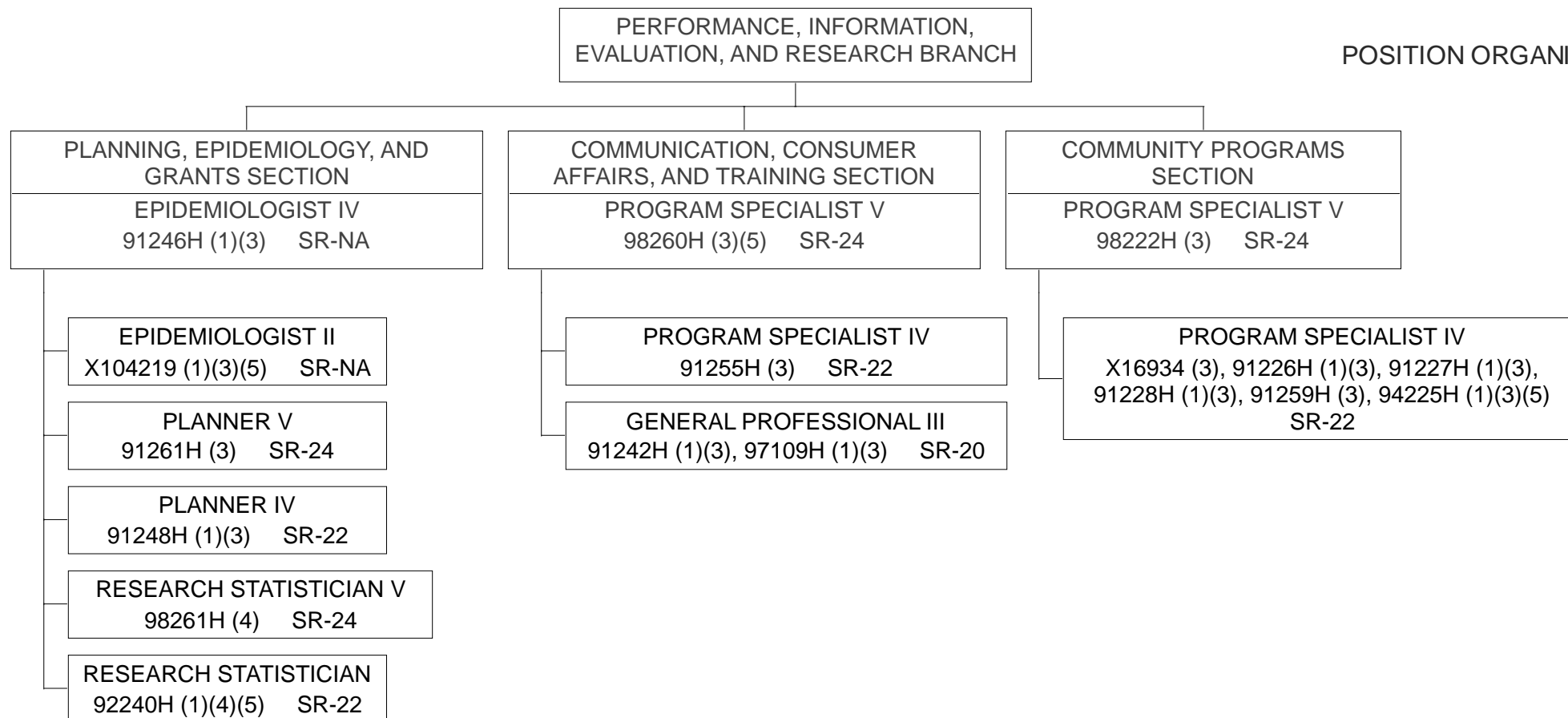
STATE OF HAWAII
 DEPARTMENT OF HEALTH
 BEHAVIORAL HEALTH ADMINISTRATION
 ADULT MENTAL HEALTH DIVISION
 PERFORMANCE, INFORMATION, EVALUATION, AND RESEARCH BRANCH
 PERFORMANCE UTILIZATION AND MONITORING SECTION

POSITION ORGANIZATION CHART



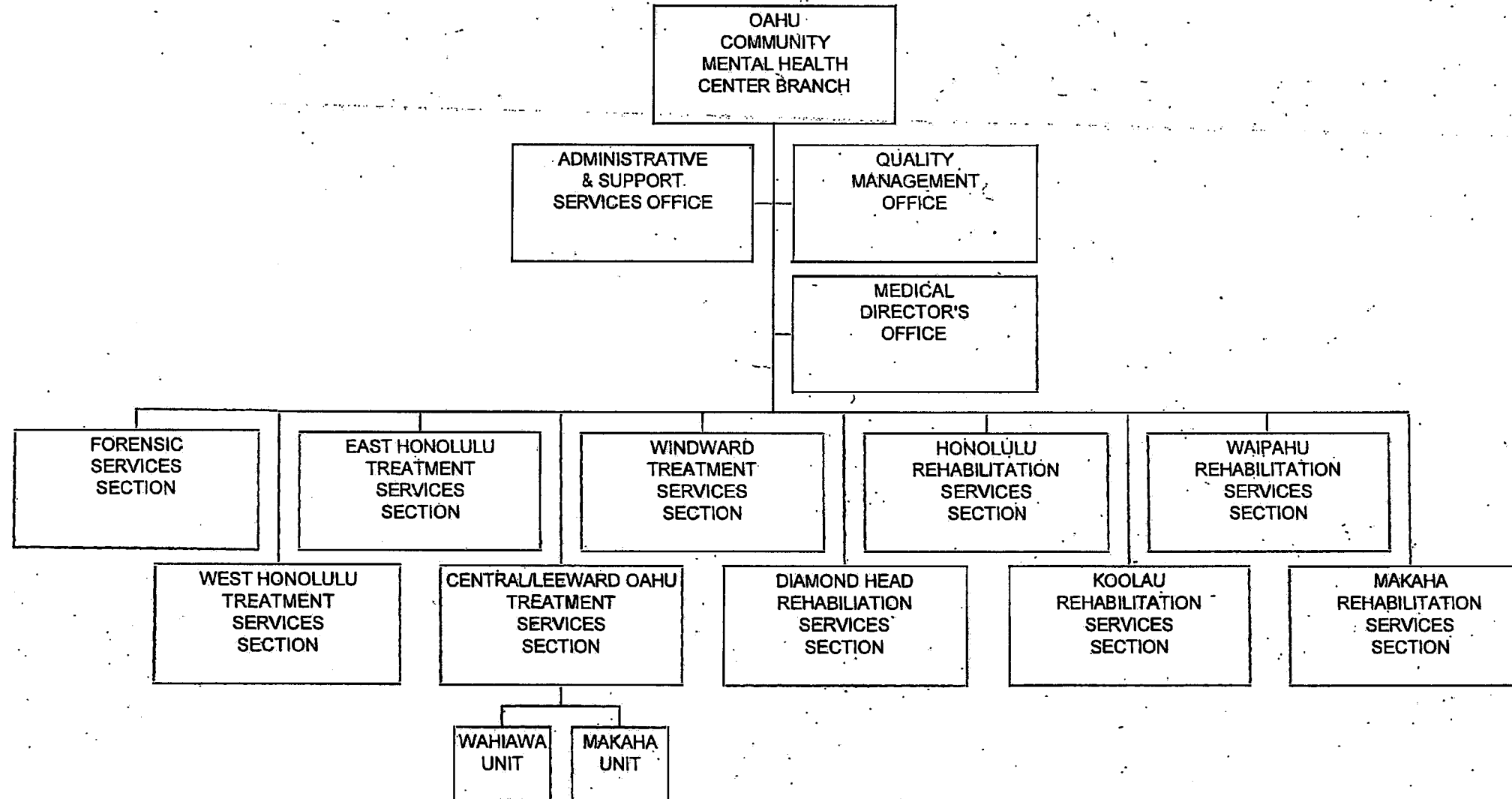
- (1) TEMPORARY, NTE 6/30/23.
- (2) TO BE REDESCRIBED.
- (3) POSITION VARIANCE APPROVED EFF. (a) 6/26/20, (b) 9/28/20, (c) 9/30/20.
- (4) TO BE ESTABLISHED.
- (5) TO BE ABOLISHED PER ACT 009/SLH 2020.

POSITION ORGANIZATION CHART

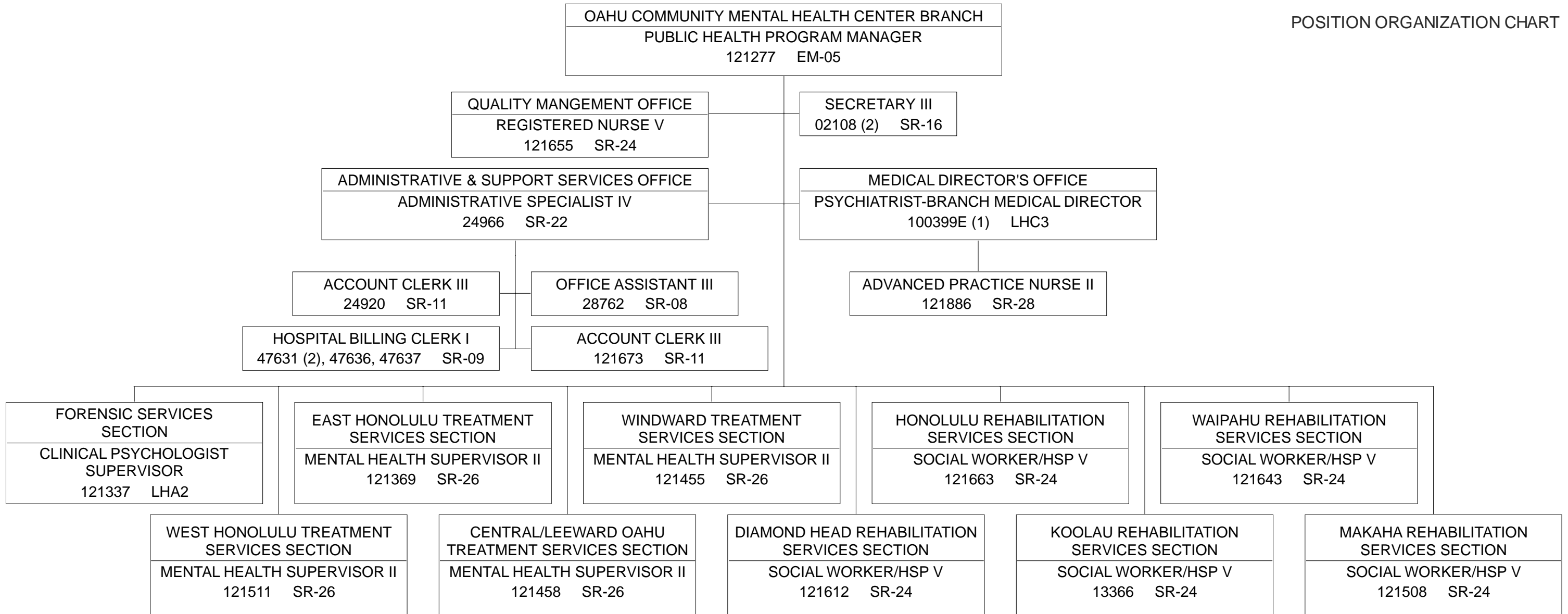


STATE OF HAWAII
DEPARTMENT OF HEALTH
BEHAVIORAL HEALTH ADMINISTRATION
ADULT MENTAL HEALTH DIVISION
OAHU COMMUNITY MENTAL HEALTH CENTER BRANCH

ORGANIZATION CHART

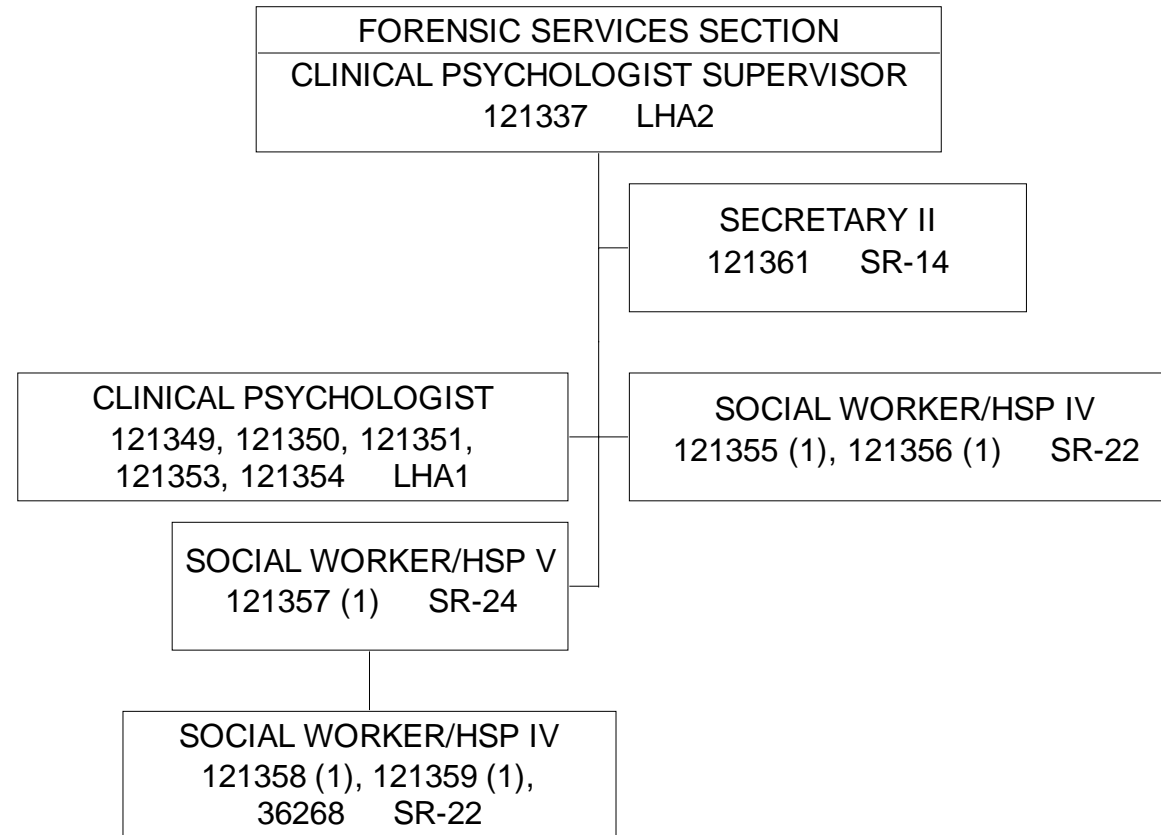


POSITION ORGANIZATION CHART

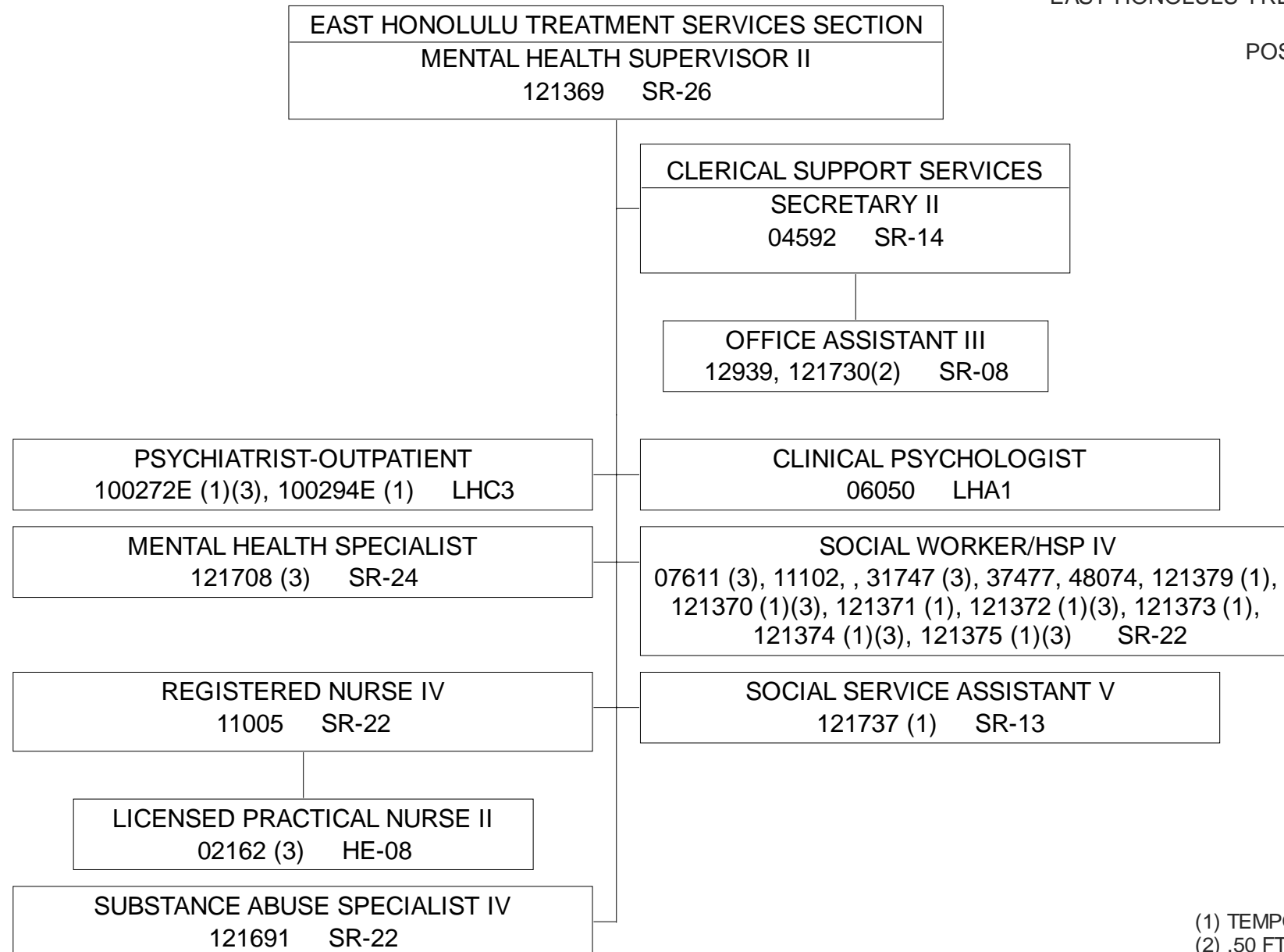


STATE OF HAWAII
DEPARTMENT OF HEALTH
BEHAVIORAL HEALTH ADMINISTRATION
ADULT MENTAL HEALTH DIVISION
OAHU COMMUNITY MENTAL HEALTH CENTER BRANCH
FORENSIC SERVICES SECTION

POSITION ORGANIZATION CHART



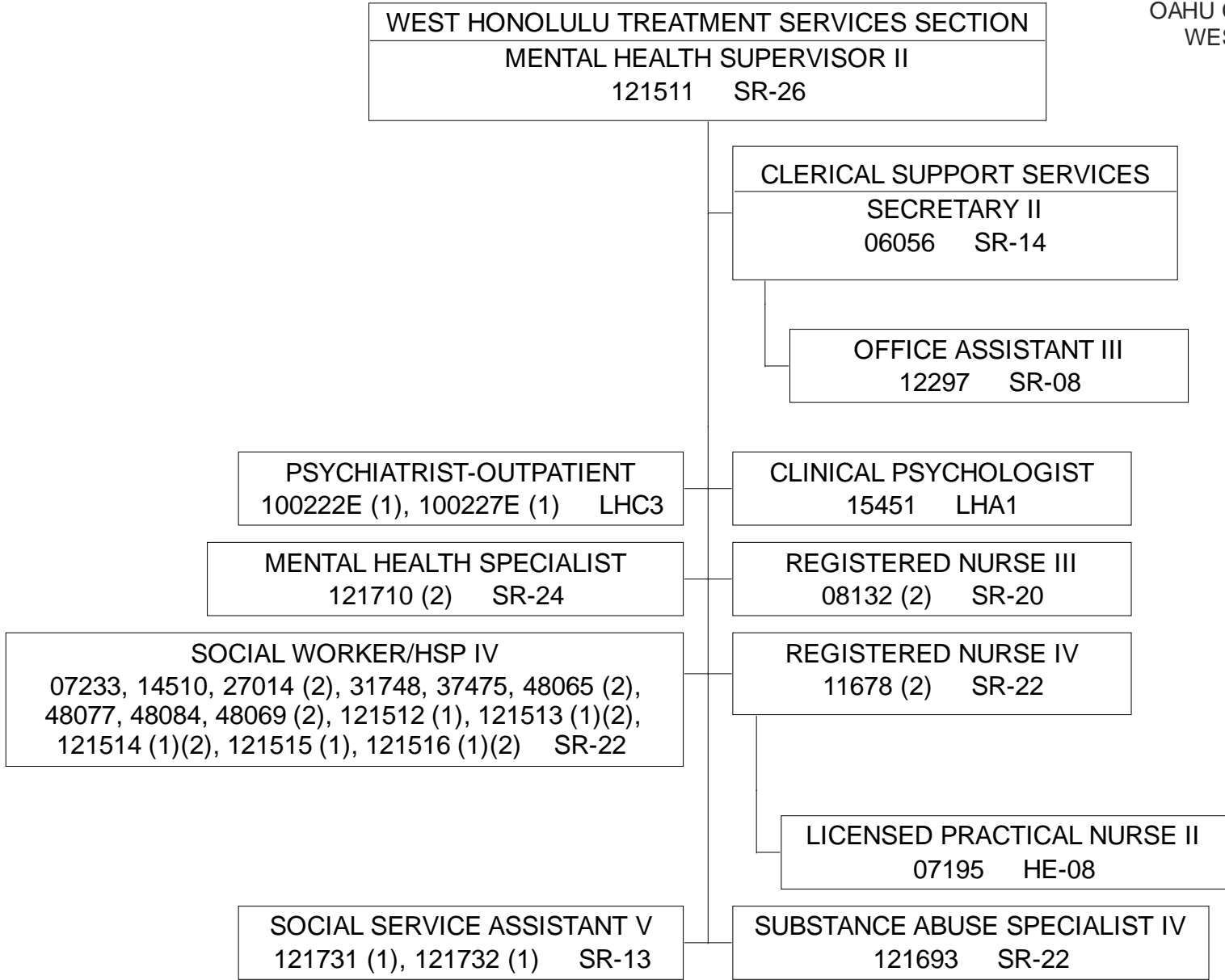
POSITION ORGANIZATION CHART



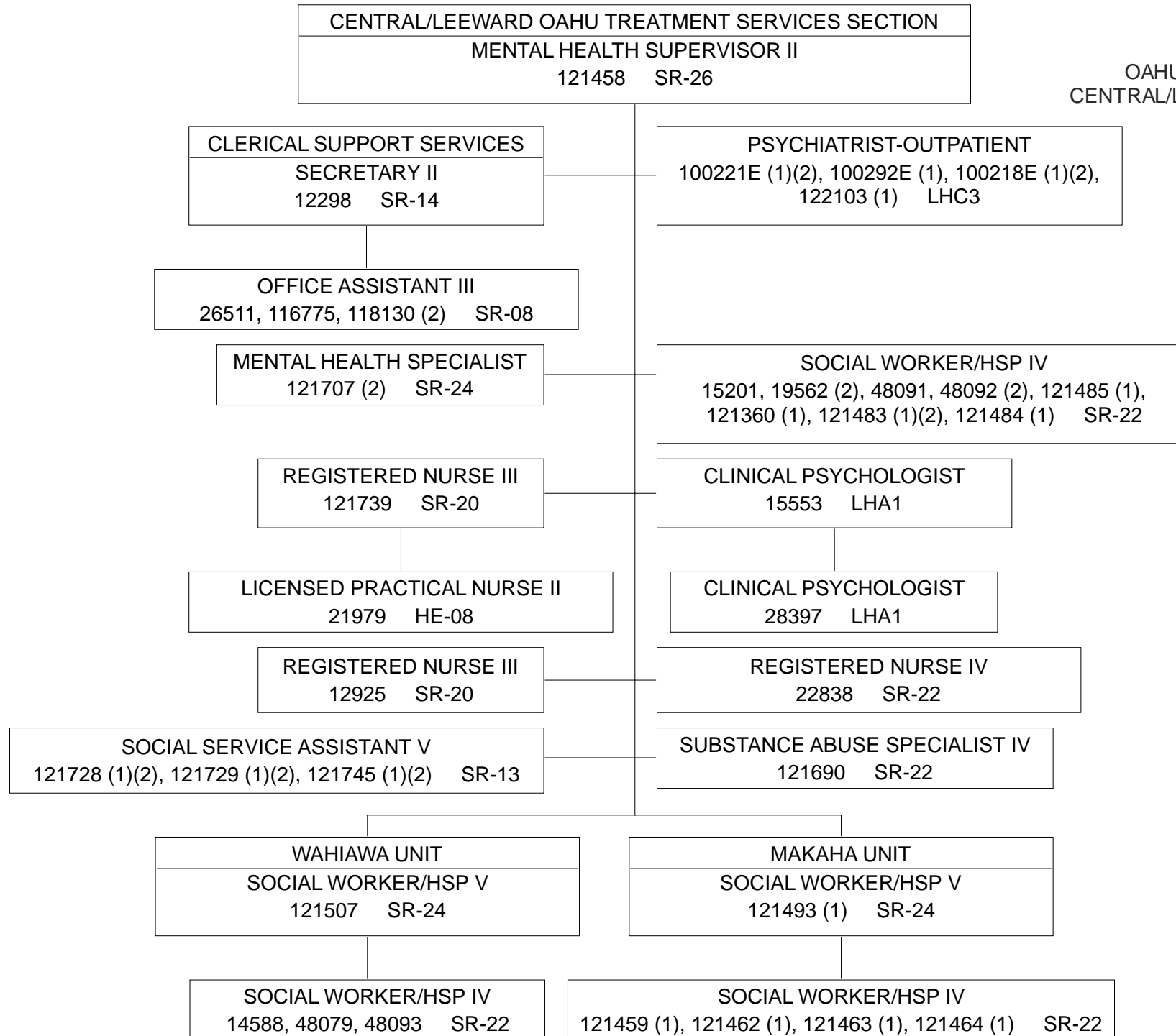
(1) TEMPORARY, NTE 6/30/23.
 (2) .50 FTE.
 (3) TO BE ABOLISHED PER ACT 009/SLH 2020.

STATE OF HAWAII
 DEPARTMENT OF HEALTH
 BEHAVIORAL HEALTH ADMINISTRATION
 ADULT MENTAL HEALTH DIVISION
 OAHU COMMUNITY MENTAL HEALTH CENTER BRANCH
 WEST HONOLULU TREATMENT SERVICES SECTION

POSITION ORGANIZATION CHART

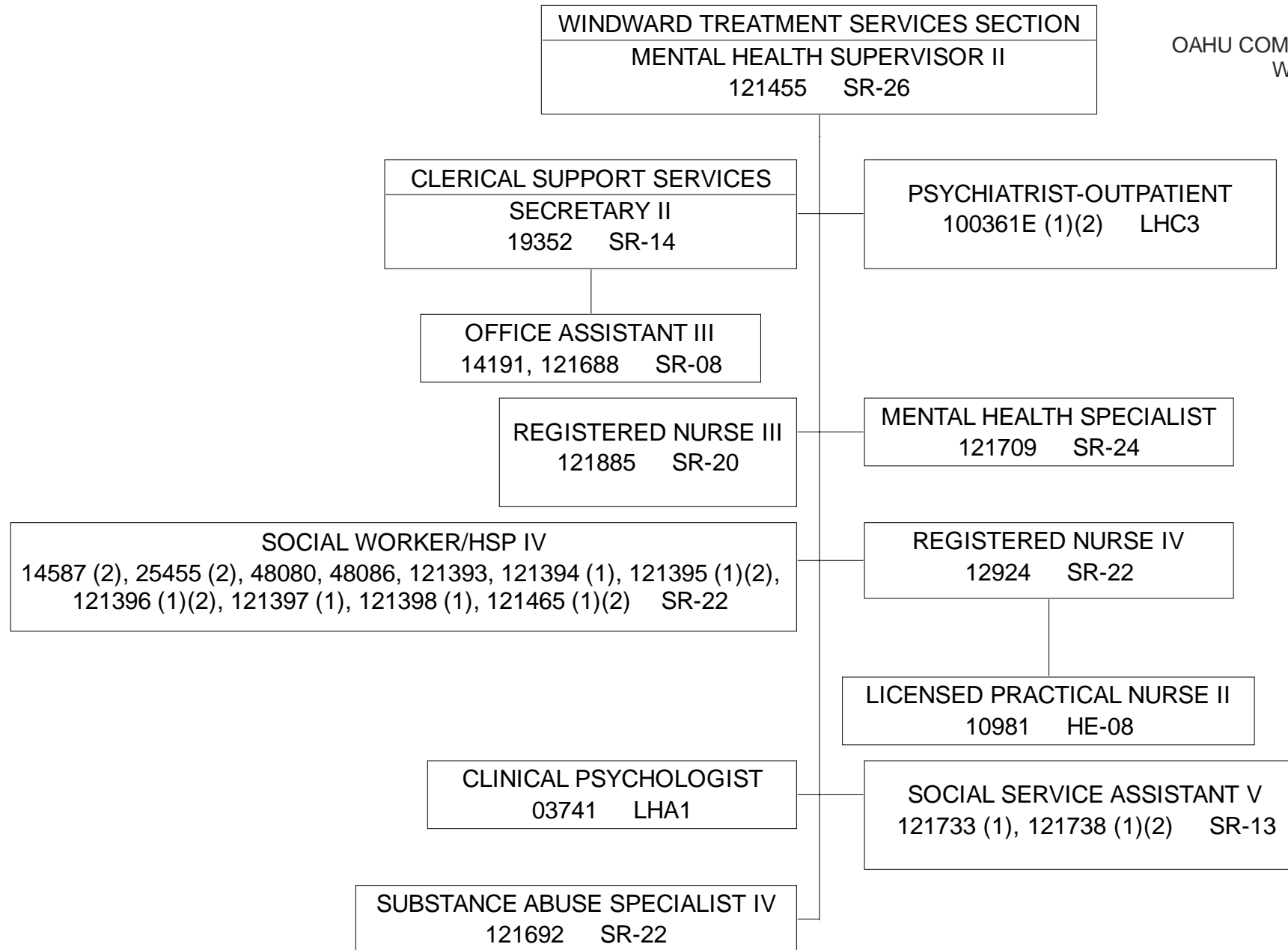


POSITION ORGANIZATION CHART



(1) TEMPORARY, NTE 6/30/23.
 (2) ABOLISHED PER ACT 009/SLH 2020.

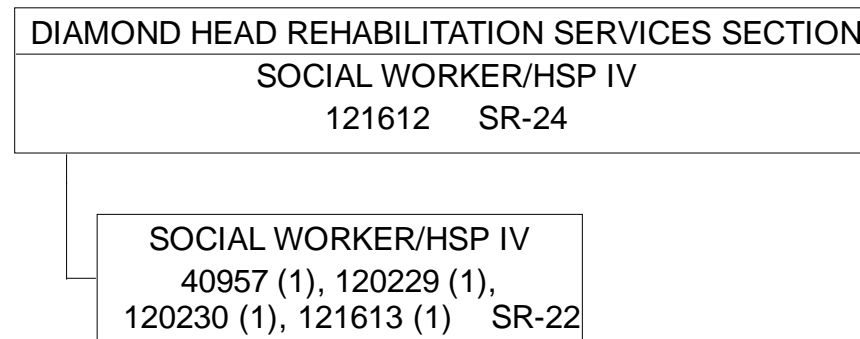
POSITION ORGANIZATION CHART



(1) TEMPORARY, NTE 6/30/23.
 (2) TO BE ABOLISHED PER ACT 009/SLH 2020

STATE OF HAWAII
DEPARTMENT OF HEALTH
BEHAVIORAL HEALTH ADMINISTRATION
ADULT MENTAL HEALTH DIVISION
OAHU COMMUNITY MENTAL HEALTH CENTER BRANCH
DIAMOND HEAD REHABILITATION SERVICES SECTION

POSITION ORGANIZATION CHART



STATE OF HAWAII
DEPARTMENT OF HEALTH
BEHAVIORAL HEALTH ADMINISTRATION
ADULT MENTAL HEALTH DIVISION
OAHU COMMUNITY MENTAL HEALTH CENTER BRANCH
HONOLULU REHABILITATION SERVICES SECTION

POSITION ORGANIZATION CHART

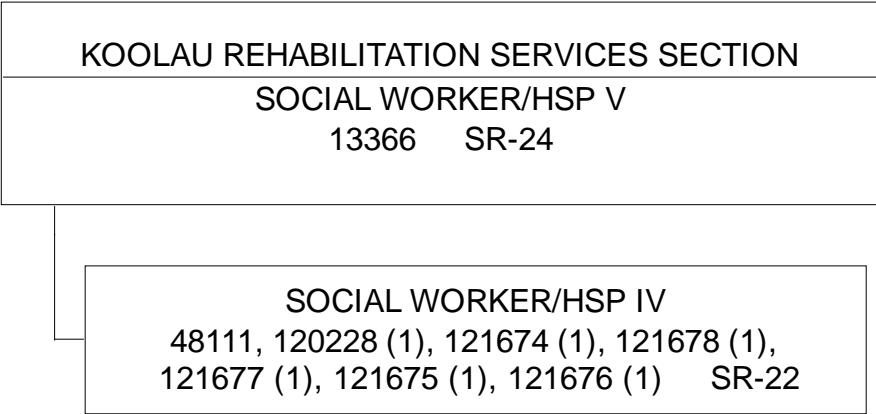
HONOLULU REHABILITATION SERVICES SECTION
SOCIAL WORKER/HSP V
121663 SR-24

SOCIAL WORKER/HSP IV
52096, 52093, 120227 (1), 121656 (1), 121657 (1),
121658 (1), 121664 (1), 121665 (1), 121666 (1),
121667 (1)(2) SR-22

(1) TEMPORARY, NTE 6/30/23.
(2) TO BE ABOLISHED PER ACT 009/SLH 2020.

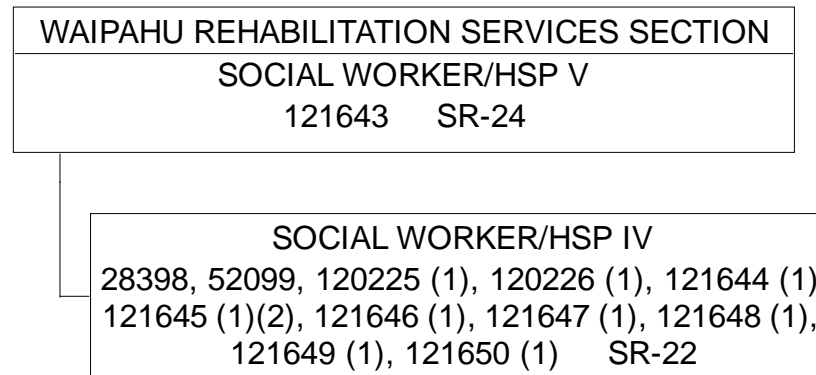
STATE OF HAWAII
DEPARTMENT OF HEALTH
BEHAVIORAL HEALTH ADMINISTRATION
ADULT MENTAL HEALTH DIVISION
OAHU COMMUNITY MENTAL HEALTH CENTER BRANCH
KOOLAU REHABILITATION SERVICES SECTION

POSITION ORGANIZATION CHART



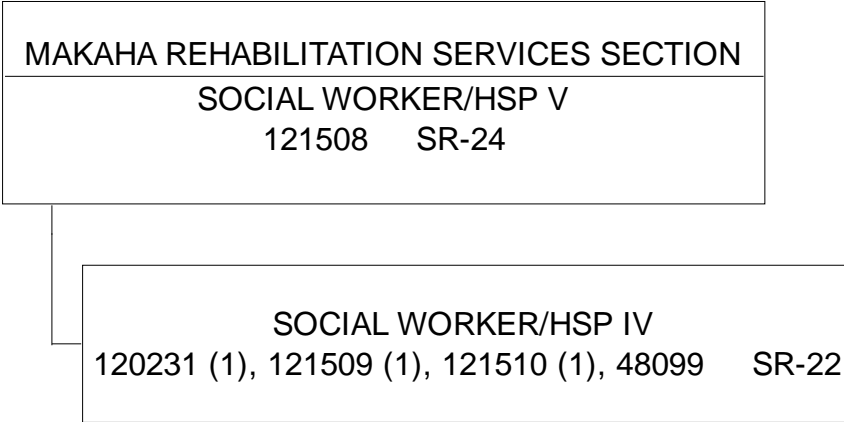
STATE OF HAWAII
DEPARTMENT OF HEALTH
BEHAVIORAL HEALTH ADMINISTRATION
ADULT MENTAL HEALTH DIVISION
OAHU COMMUNITY MENTAL HEALTH CENTER BRANCH
WAIPAHU REHABILITATION SERVICES SECTION

POSITION ORGANIZATION CHART



STATE OF HAWAII
DEPARTMENT OF HEALTH
BEHAVIORAL HEALTH ADMINISTRATION
ADULT MENTAL HEALTH DIVISION
OAHU COMMUNITY MENTAL HEALTH CENTER BRANCH
MAKAHA REHABILITATION SERVICES SECTION

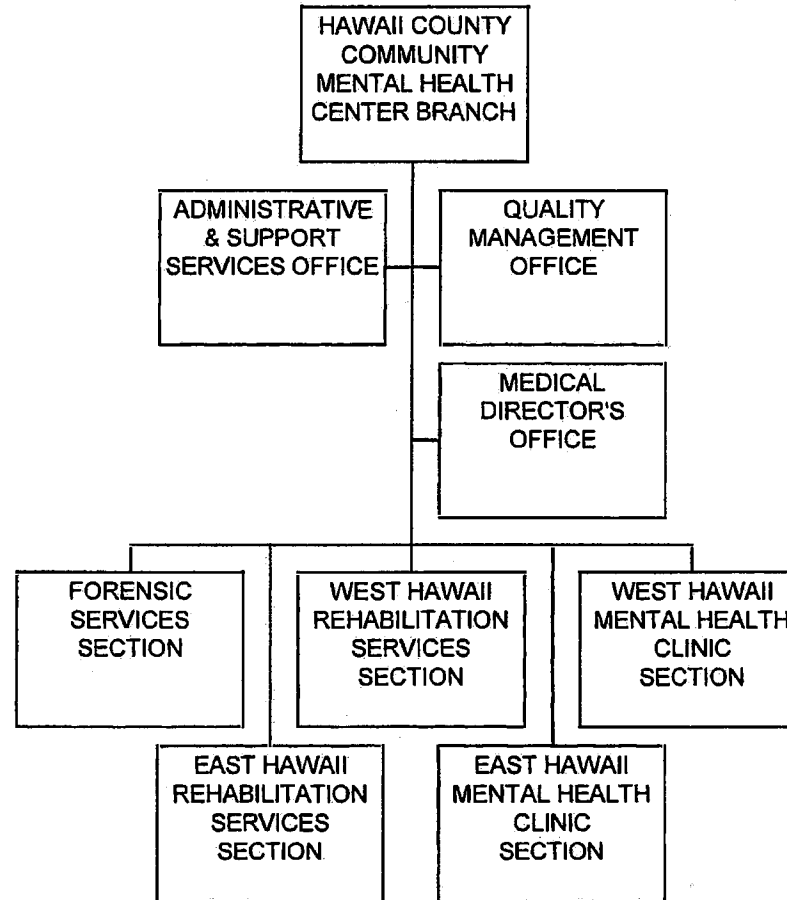
POSITION ORGANIZATION CHART



(1) TEMPORARY, NTE 6/30/23.

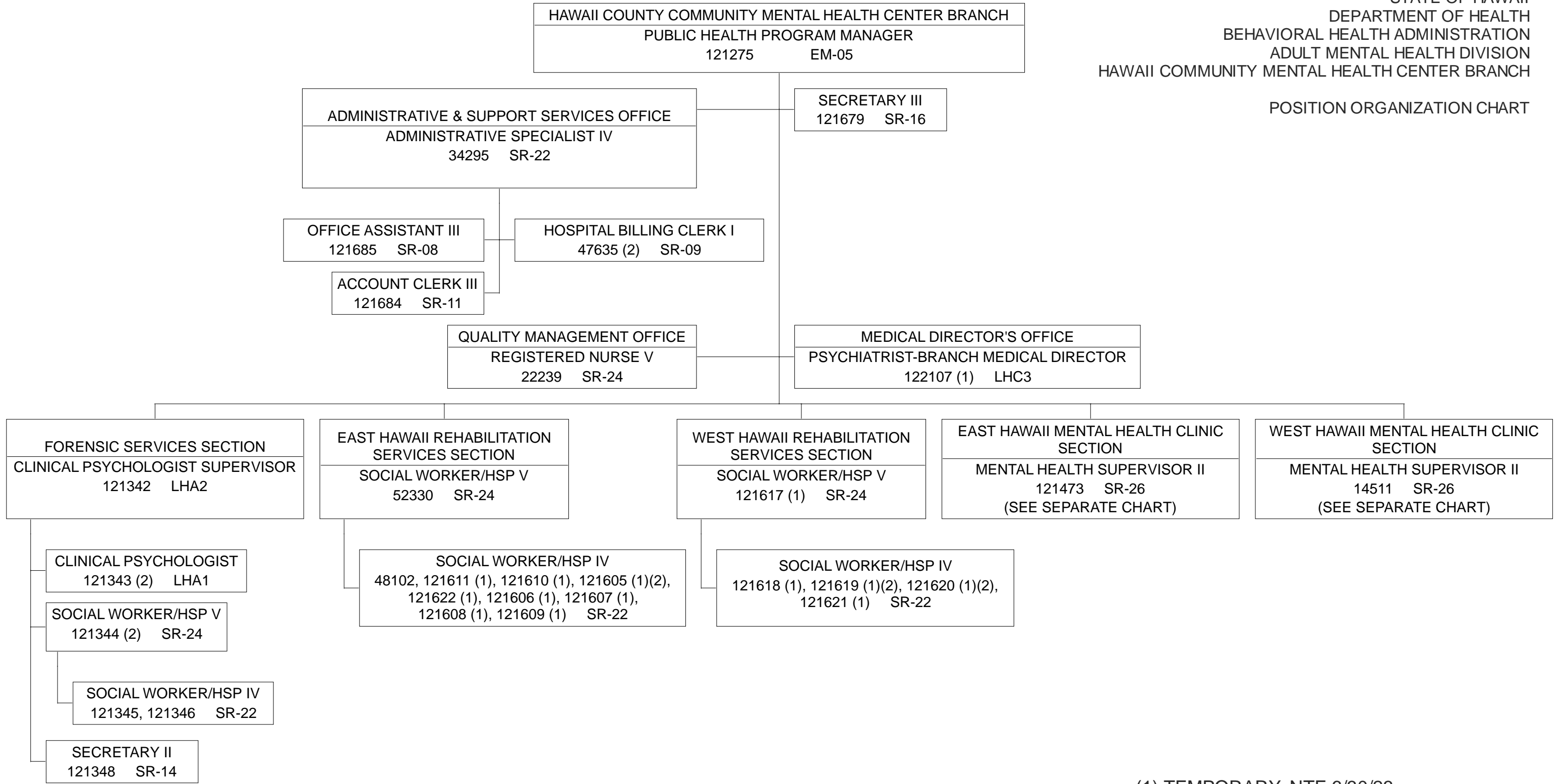
STATE OF HAWAII
DEPARTMENT OF HEALTH
BEHAVIORAL HEALTH ADMINISTRATION
ADULT MENTAL HEALTH DIVISION
HAWAII COUNTY COMMUNITY MENTAL HEALTH CENTER BRANCH

ORGANIZATION CHART

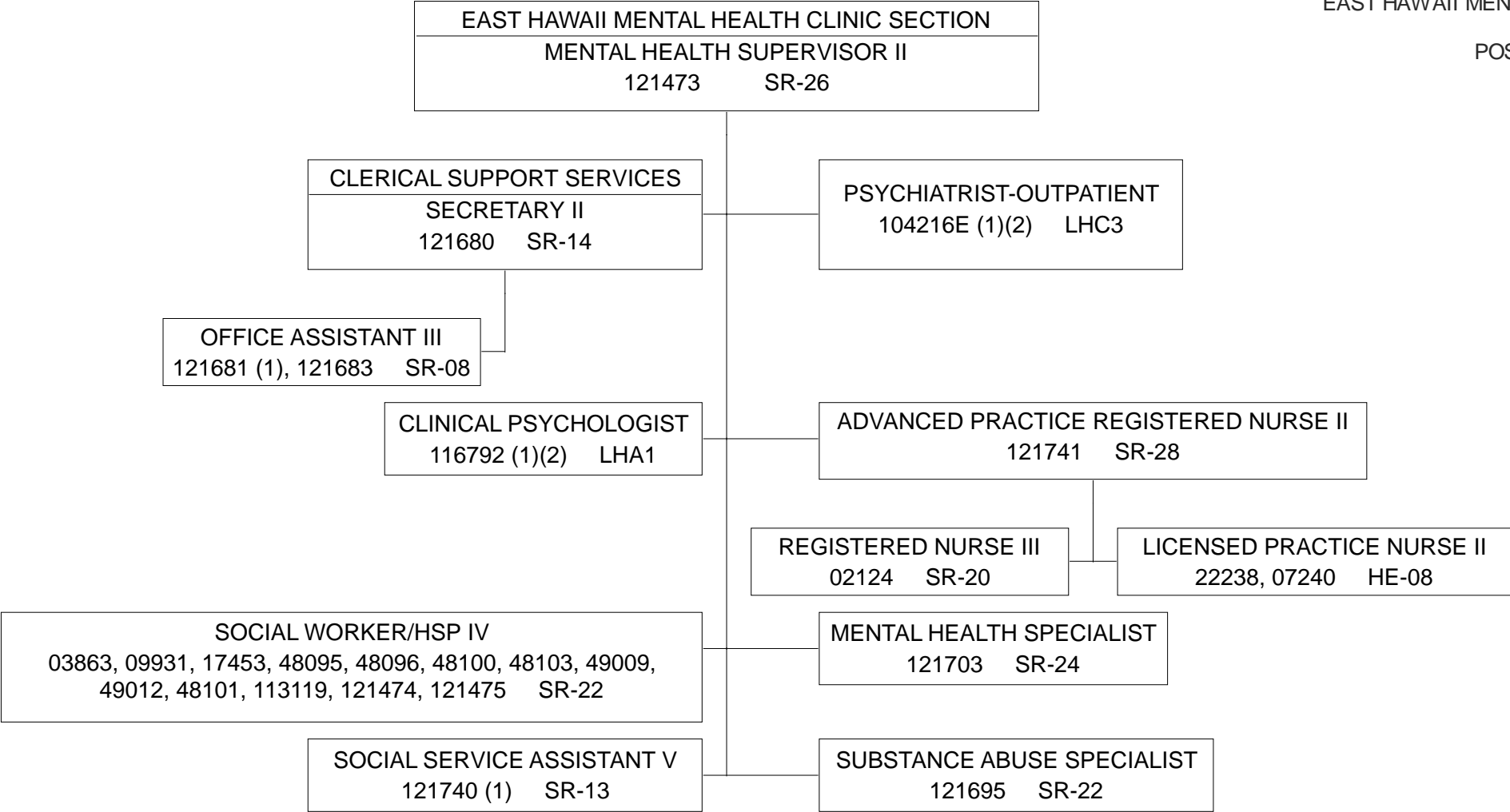


STATE OF HAWAII
 DEPARTMENT OF HEALTH
 BEHAVIORAL HEALTH ADMINISTRATION
 ADULT MENTAL HEALTH DIVISION
 HAWAII COMMUNITY MENTAL HEALTH CENTER BRANCH

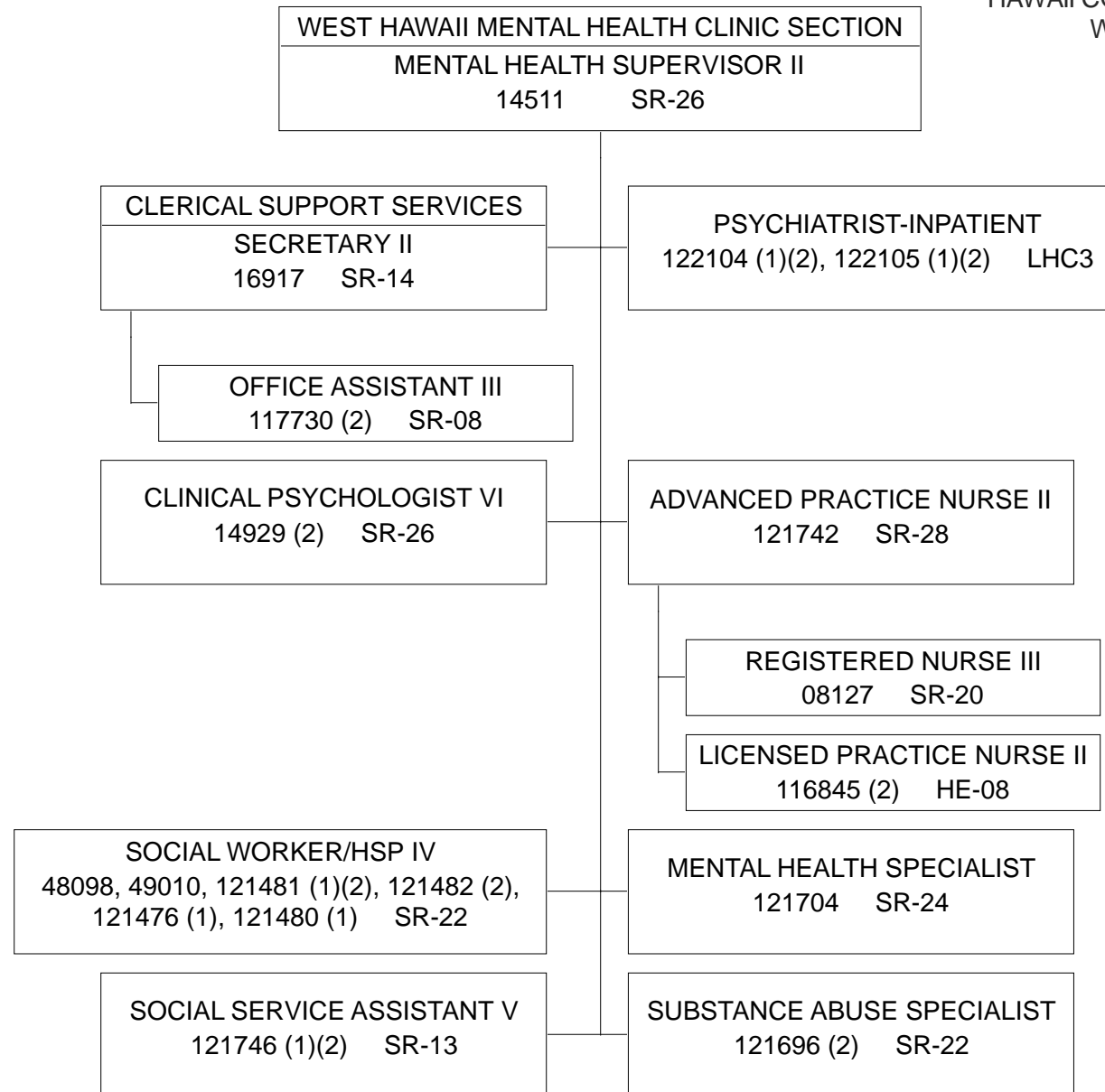
POSITION ORGANIZATION CHART



(1) TEMPORARY, NTE 6/30/23.
 (2) TO BE ABOLISHED PER ACT 009/SLH 2020.

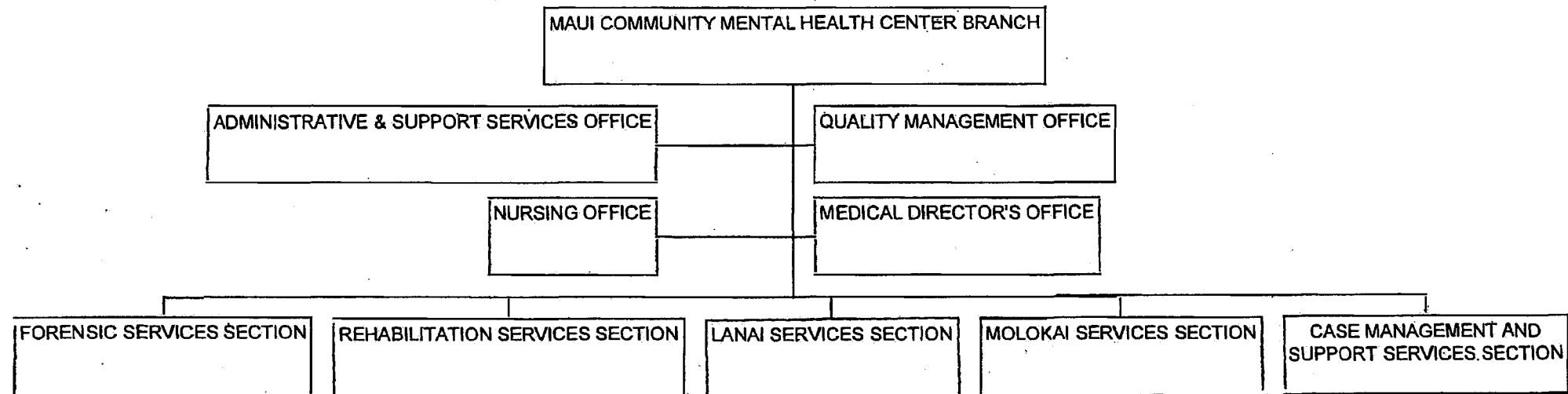


POSITION ORGANIZATION CHART

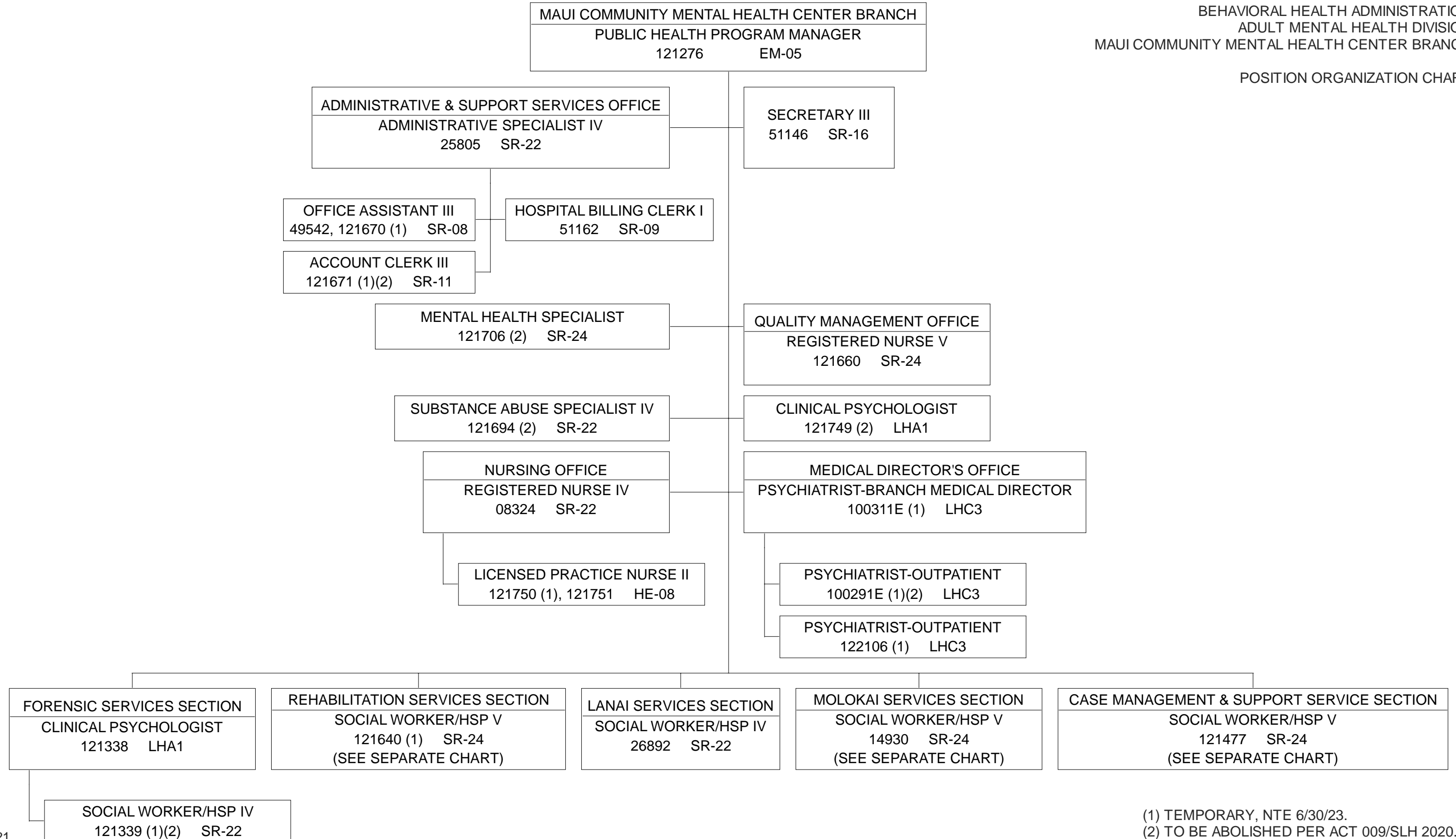


STATE OF HAWAII
DEPARTMENT OF HEALTH
BEHAVIORAL HEALTH ADMINISTRATION
ADULT MENTAL HEALTH DIVISION
MAUI COMMUNITY MENTAL HEALTH CENTER BRANCH

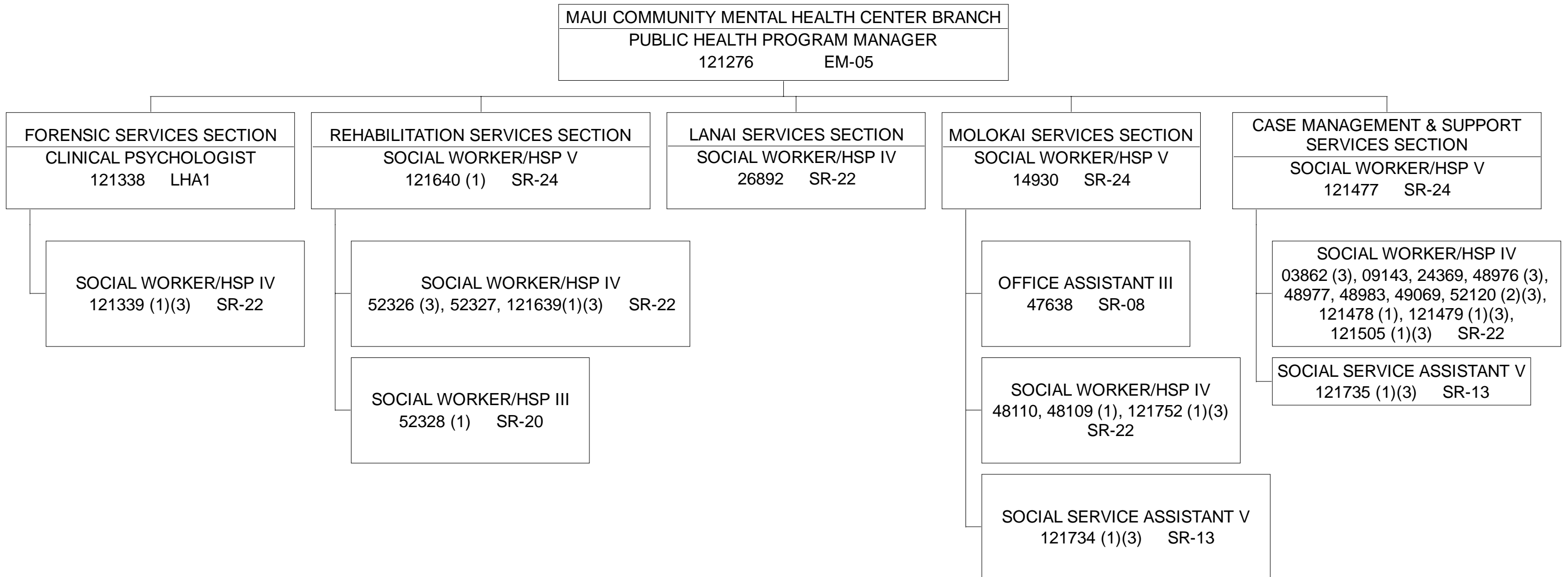
ORGANIZATION CHART



POSITION ORGANIZATION CHART




POSITION ORGANIZATION CHART



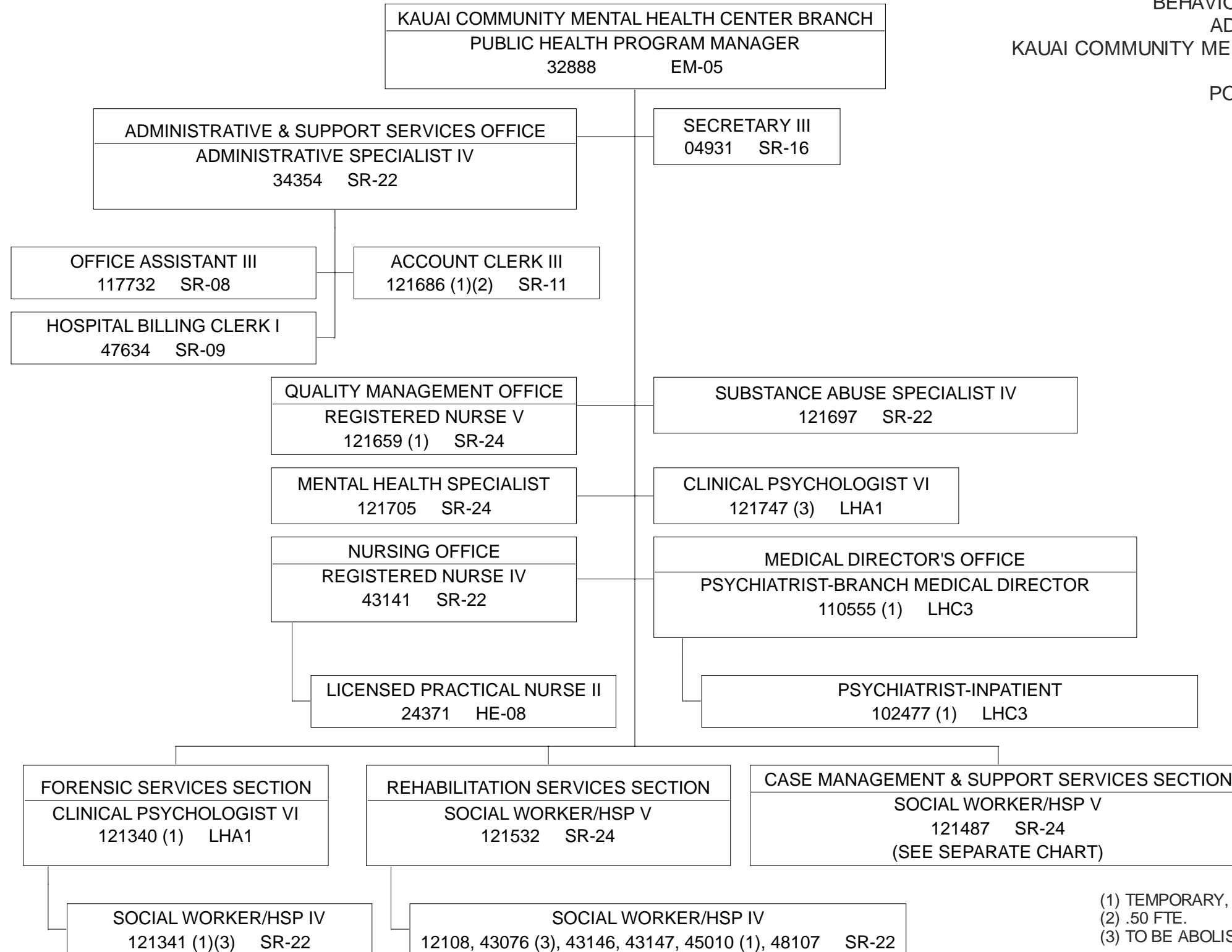
STATE OF HAWAII
DEPARTMENT OF HEALTH
BEHAVIORAL HEALTH ADMINISTRATION
ADULT MENTAL HEALTH DIVISION
KAUAI COMMUNITY MENTAL HEALTH CENTER BRANCH

ORGANIZATION CHART



STATE OF HAWAII
 DEPARTMENT OF HEALTH
 BEHAVIORAL HEALTH ADMINISTRATION
 ADULT MENTAL HEALTH DIVISION
 KAUAI COMMUNITY MENTAL HEALTH CENTER BRANCH

POSITION ORGANIZATION CHART

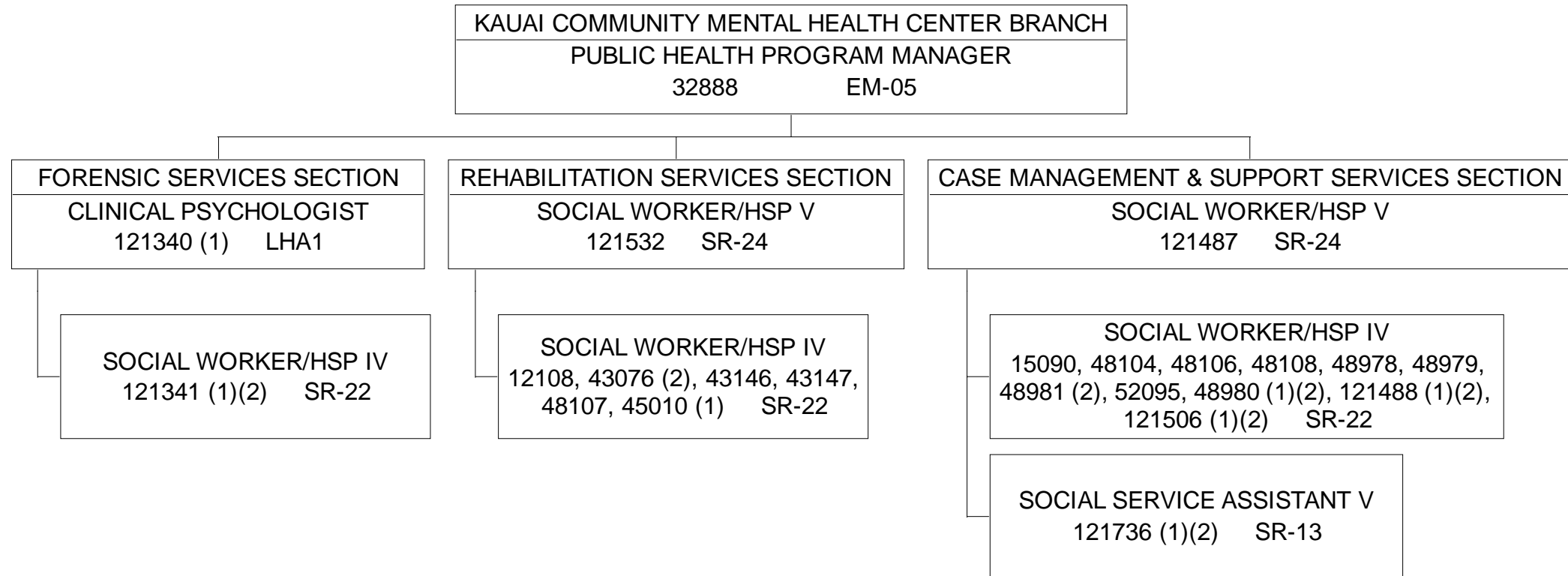


05170021
 REV. 7/30/21

(1) TEMPORARY, NTE 6/30/23.
 (2) .50 FTE.
 (3) TO BE ABOLISHED PER ACT 009/SLH 2020.

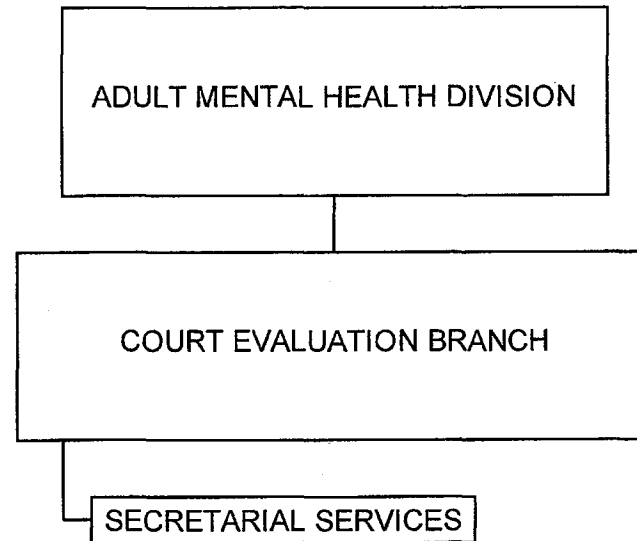
STATE OF HAWAII
 DEPARTMENT OF HEALTH
 BEHAVIORAL HEALTH ADMINISTRATION
 ADULT MENTAL HEALTH DIVISION
 KAUAI COMMUNITY MENTAL HEALTH CENTER BRANCH

POSITION ORGANIZATION CHART




STATE OF HAWAII
DEPARTMENT OF HEALTH
BEHAVIORAL HEALTH ADMINISTRATION
ADULT MENTAL HEALTH DIVISION
COURT EVALUATION BRANCH

ORGANIZATION CHART

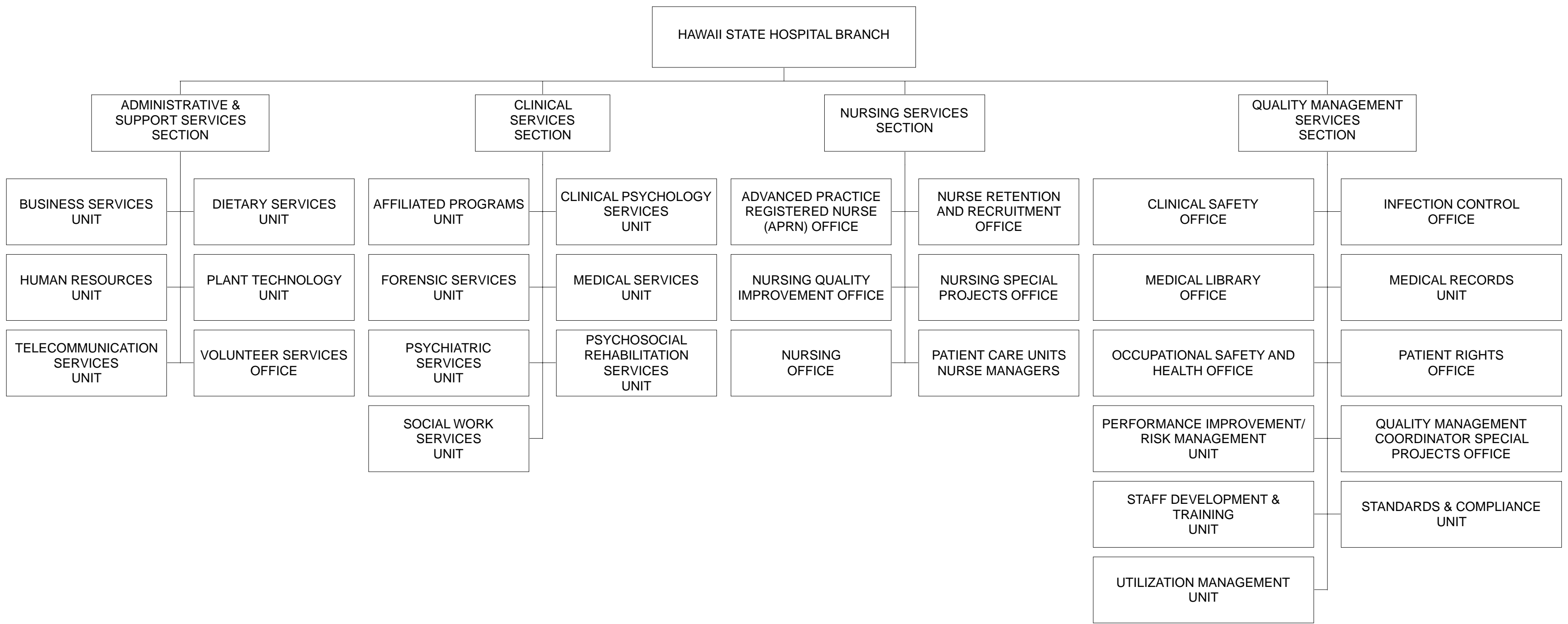


STATE OF HAWAII
DEPARTMENT OF HEALTH
BEHAVIORAL HEALTH ADMINISTRATION
ADULT MENTAL HEALTH DIVISION
COURT EVALUATION BRANCH

POSITION ORGANIZATION CHART

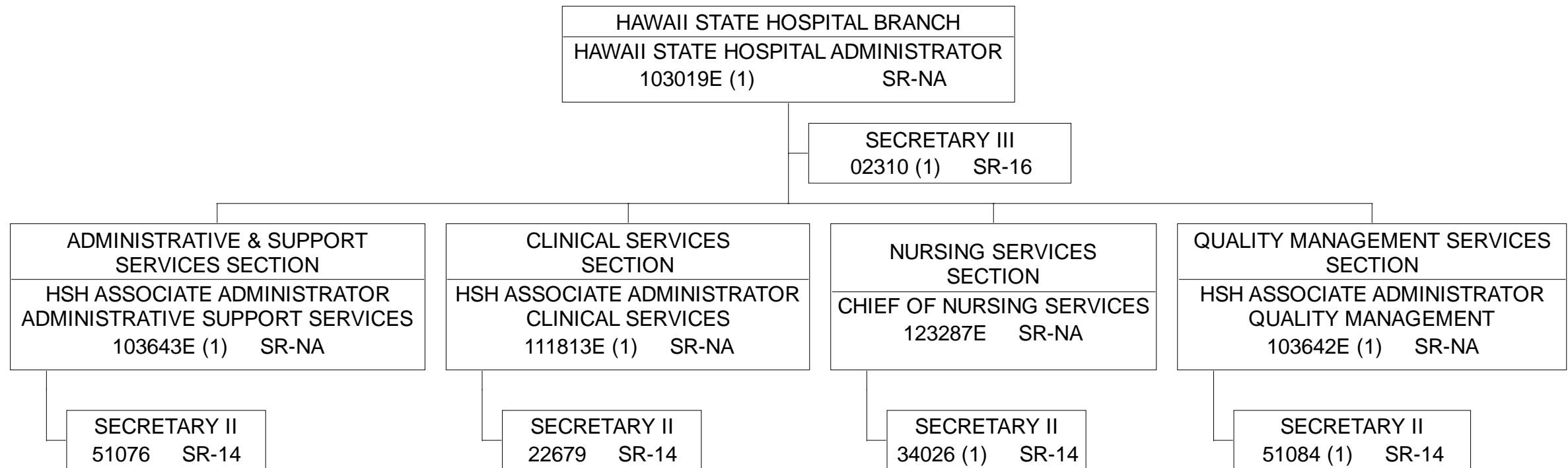


ORGANIZATION CHART



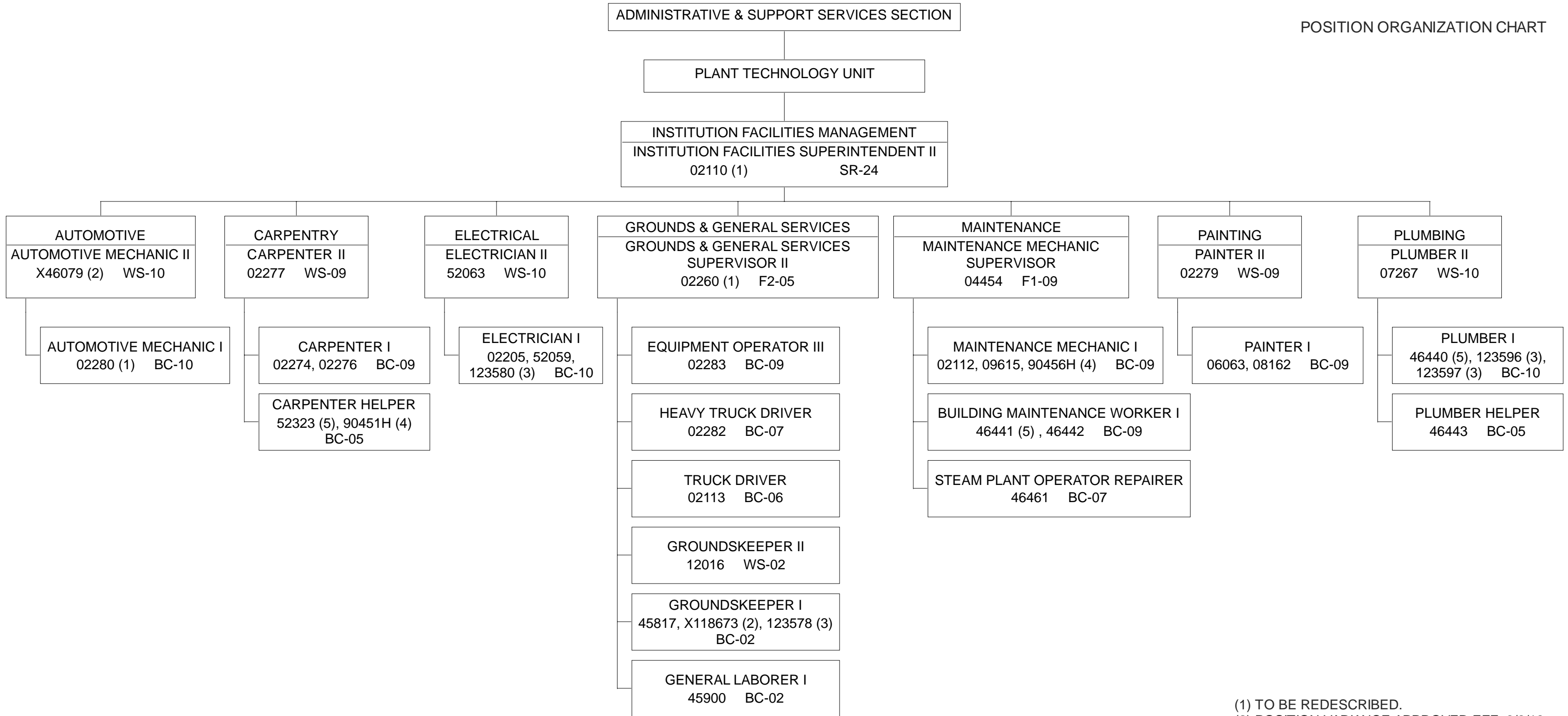
STATE OF HAWAII
 DEPARTMENT OF HEALTH
 BEHAVIORAL HEALTH ADMINISTRATION
 ADULT MENTAL HEALTH DIVISION
 HAWAII STATE HOSPITAL BRANCH
 BRANCH ADMINISTRATION

POSITION ORGANIZATION CHART



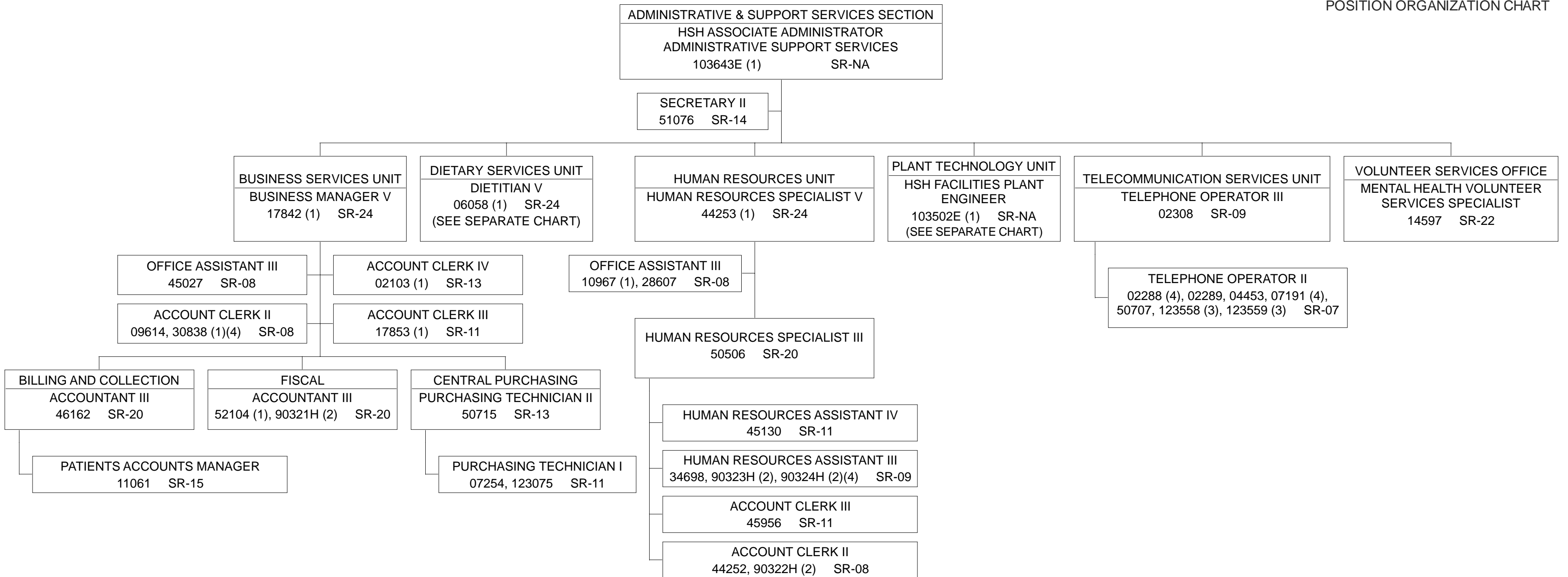
(1) TO BE REDESCRIBED.

POSITION ORGANIZATION CHART



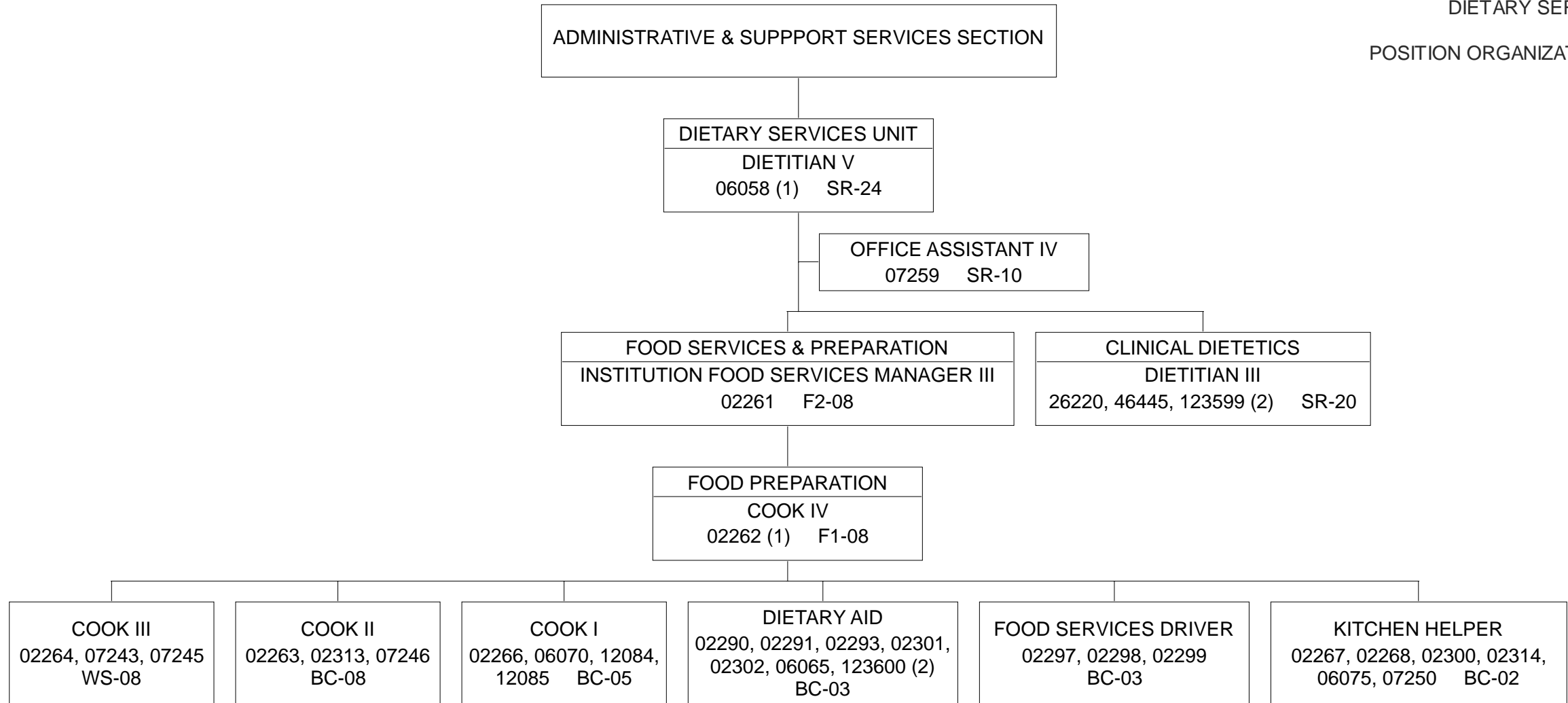
(1) TO BE REDESCRIBED.
 (2) POSITION VARIANCE APPROVED EFF. 6/6/19.
 (3) ESTABLISHED PER ACT 005/SLH 2019.
 (4) TO BE ESTABLISHED.
 (5) TO BE ABOLISHED PER ACT 009/SLH 2020.

POSITION ORGANIZATION CHART

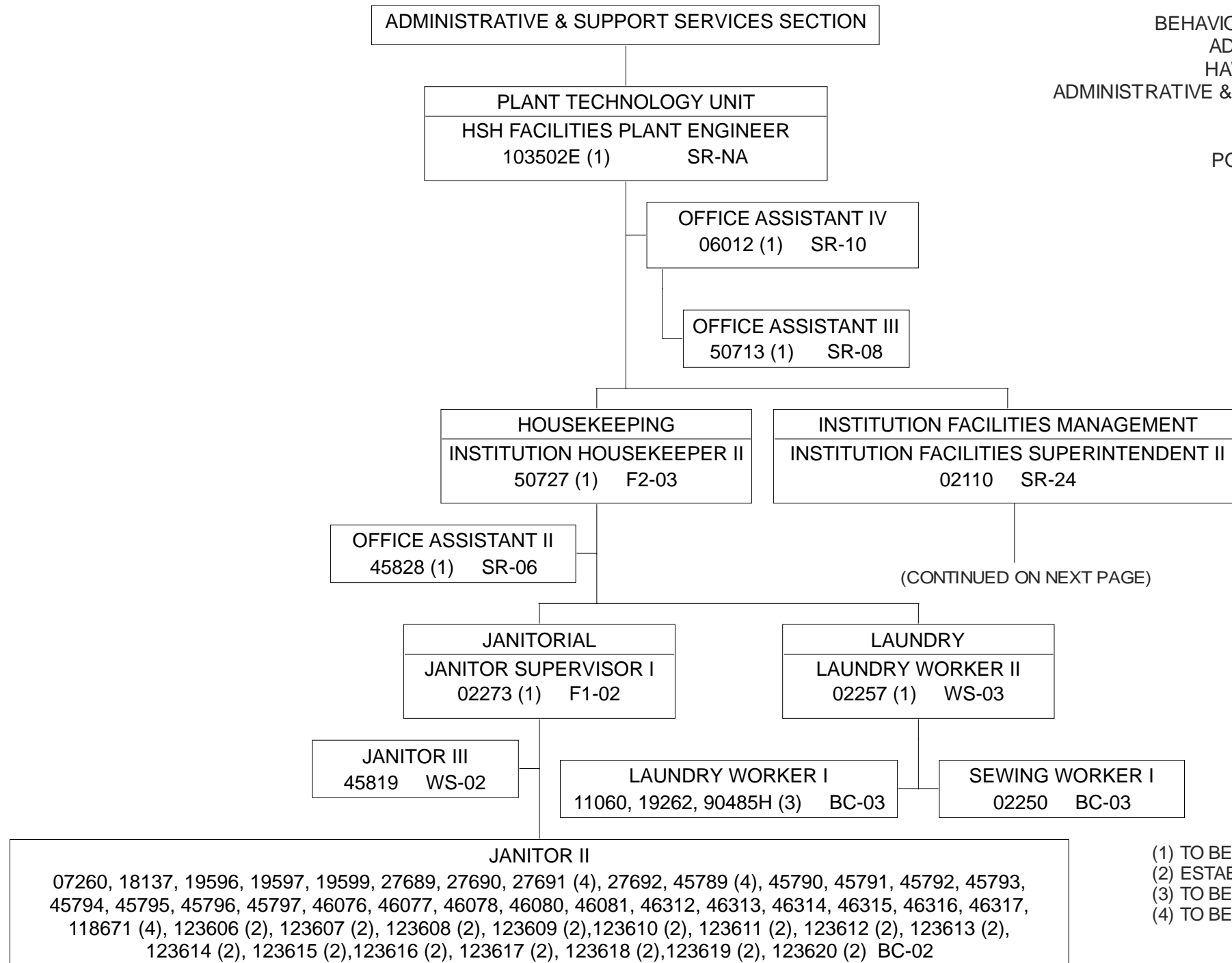


(1) TO BE REDESCRIBED.
 (2) TO BE ESTABLISHED.
 (3) ESTABLISHED PER ACT 005/SLH 2019.
 (4) TO BE ABOLISHED PER ACT 009/SLH 2020.

POSITION ORGANIZATION CHART



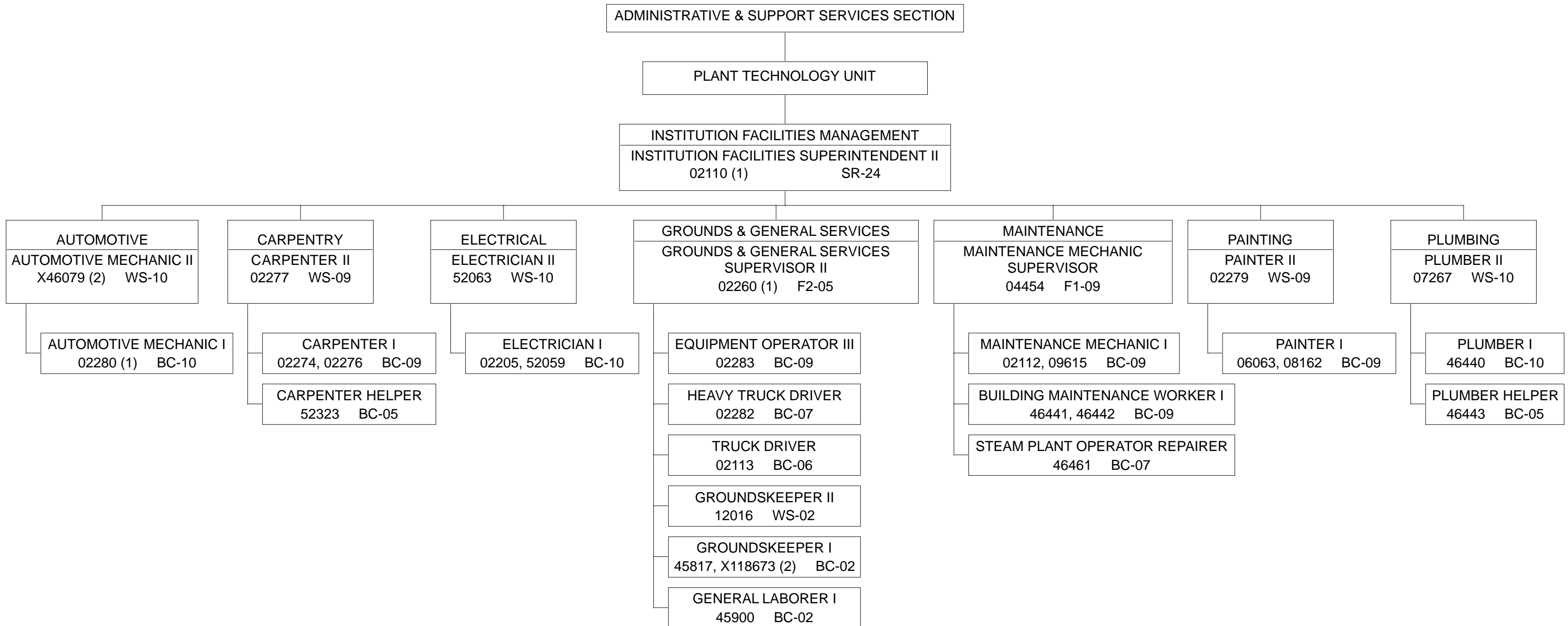
POSITION ORGANIZATION CHART



(CONTINUED ON NEXT PAGE)

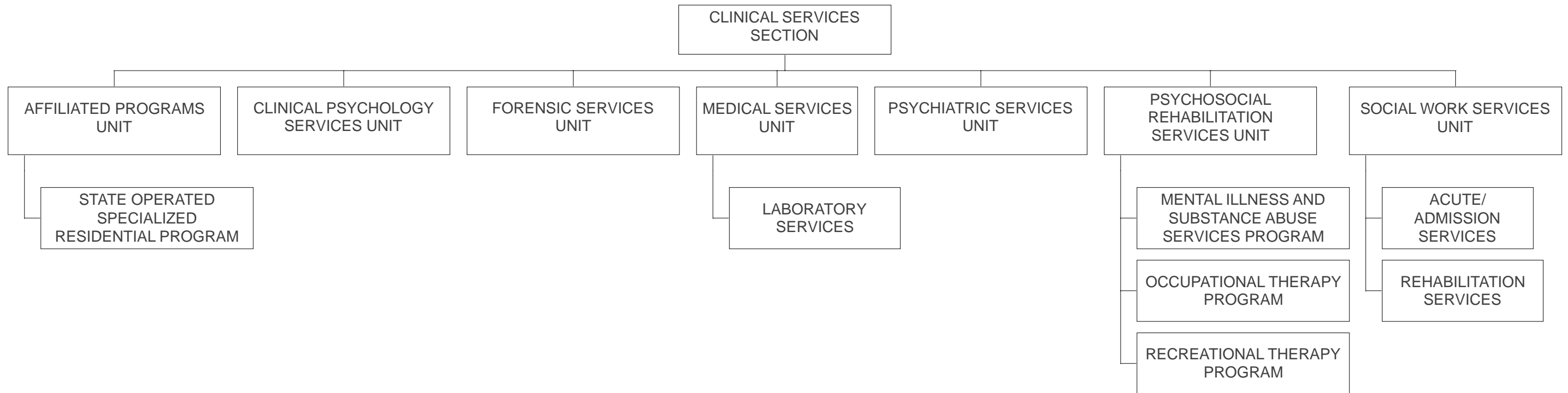
- (1) TO BE REDESCRIBED.
- (2) ESTABLISHED PER ACT 005/SLH 2019.
- (3) TO BE ESTABLISHED.
- (4) TO BE ABOLISHED PER ACT 009/SLH 2020.

POSITION ORGANIZATION CHART




STATE OF HAWAII
DEPARTMENT OF HEALTH
BEHAVIORAL HEALTH ADMINISTRATION
ADULT MENTAL HEALTH DIVISION
HAWAII STATE HOSPITAL BRANCH
CLINICAL SERVICES SECTION

ORGANIZATION CHART



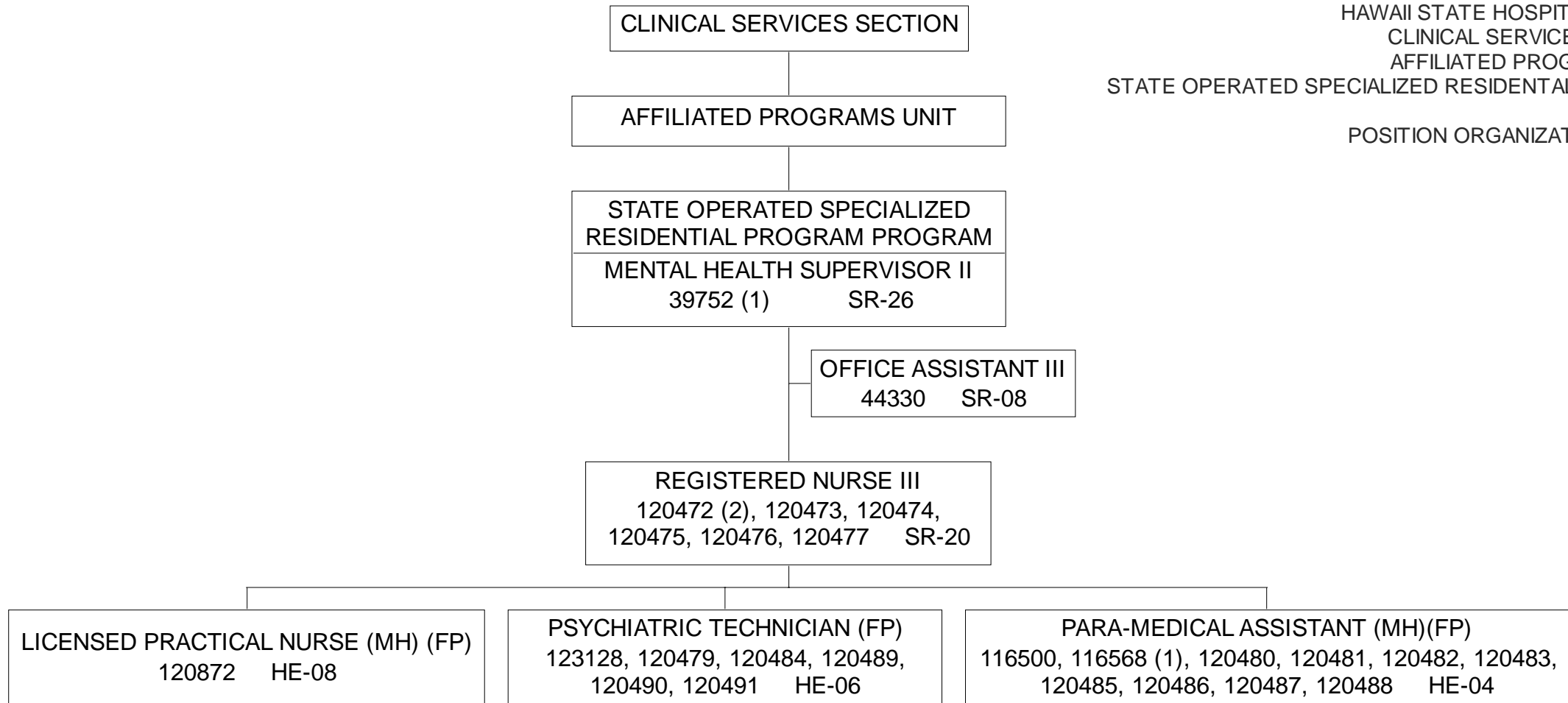
STATE OF HAWAII
 DEPARTMENT OF HEALTH
 BEHAVIORAL HEALTH ADMINISTRATION
 ADULT MENTAL HEALTH DIVISION
 HAWAII STATE HOSPITAL BRANCH
 CLINICAL SERVICES SECTION

POSITION ORGANIZATION CHART



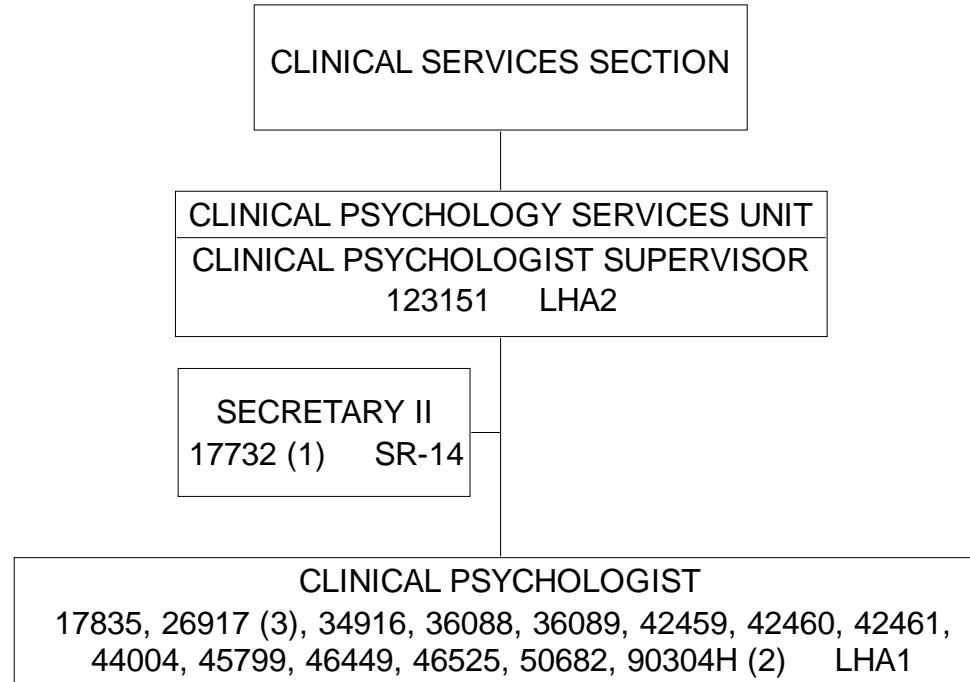
(1) TO BE REDESCRIBED.
 (2) POSITION VARIANCE APPROVED EFF. 6/6/19.
 (3) TEMPORARY, NTE 6/30/23.
 (4) TO BE ABOLISHED PER ACT 009/SLH 2020.

STATE OF HAWAII
 DEPARTMENT OF HEALTH
 BEHAVIORAL HEALTH ADMINISTRATION
 ADULT MENTAL HEALTH DIVISION
 HAWAII STATE HOSPITAL BRANCH
 CLINICAL SERVICES SECTION
 AFFILIATED PROGRAMS UNIT
 STATE OPERATED SPECIALIZED RESIDENTIAL PROGRAM
 POSITION ORGANIZATION CHART



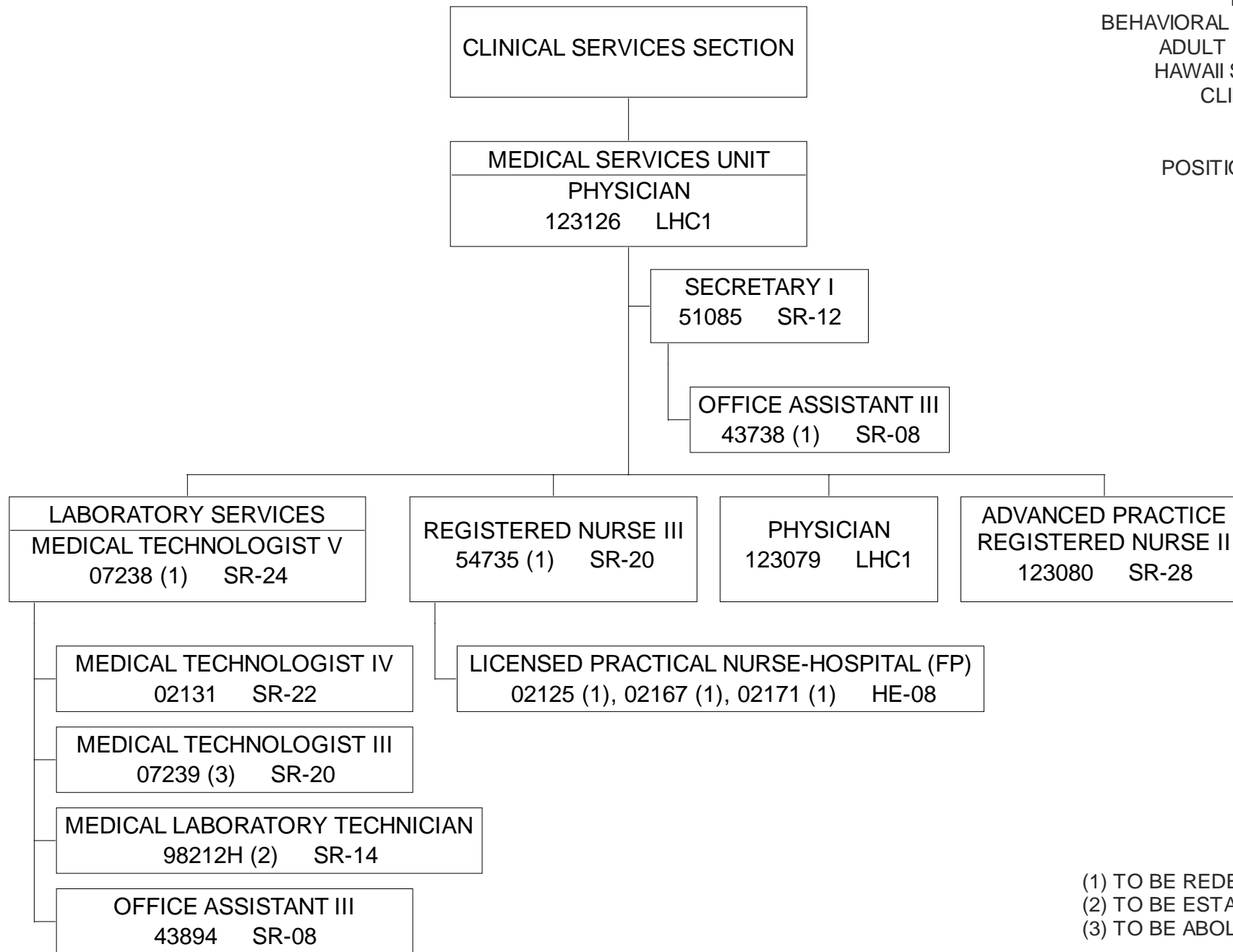
STATE OF HAWAII
DEPARTMENT OF HEALTH
BEHAVIORAL HEALTH ADMINISTRATION
ADULT MENTAL HEALTH DIVISION
HAWAII STATE HOSPITAL BRANCH
CLINICAL SERVICES SECTION
CLINICAL PSYCHOLOGY SERVICES UNIT

POSITION ORGANIZATION CHART



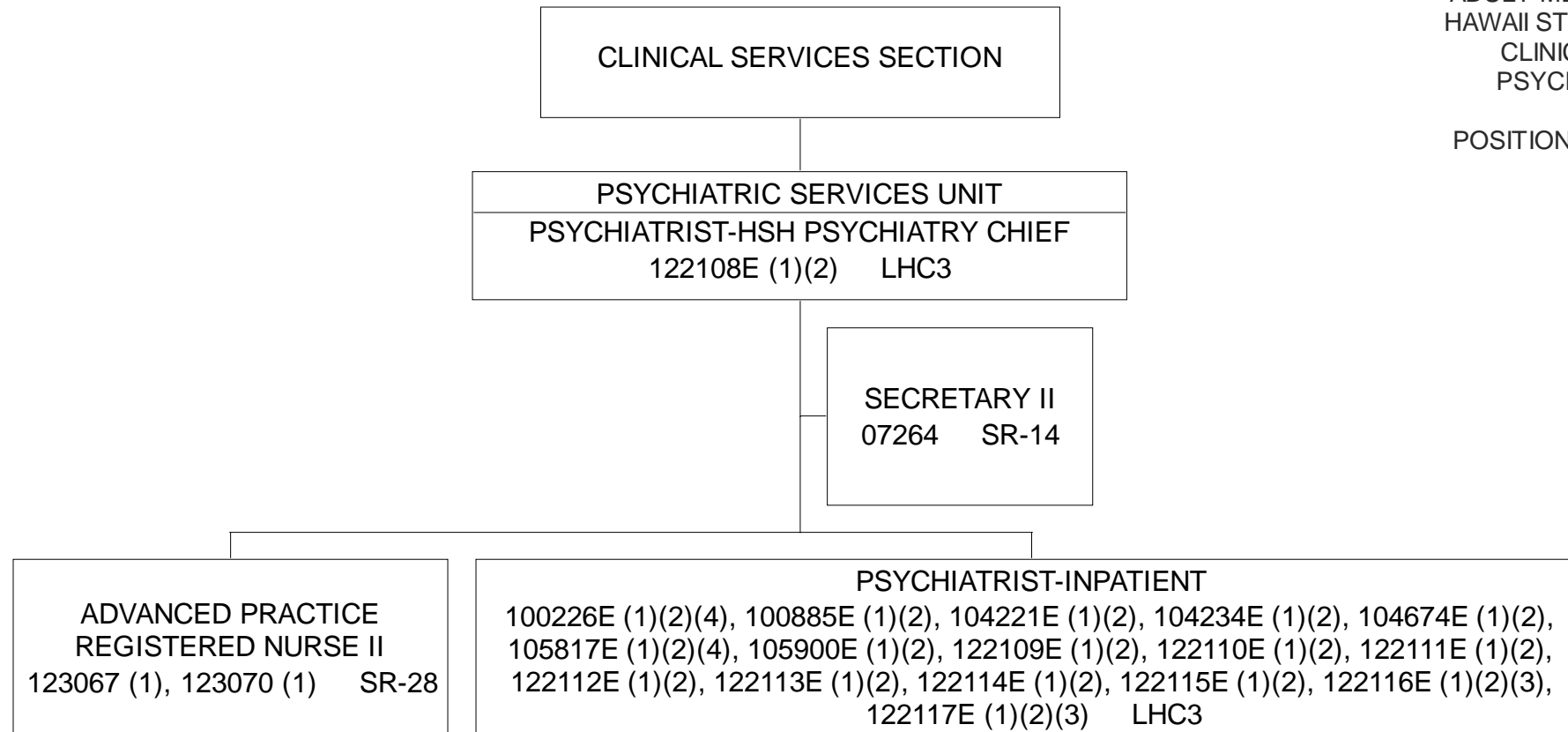
STATE OF HAWAII
 DEPARTMENT OF HEALTH
 BEHAVIORAL HEALTH ADMINISTRATION
 ADULT MENTAL HEALTH DIVISION
 HAWAII STATE HOSPITAL BRANCH
 CLINICAL SERVICES SECTION
 MEDICAL SERVICES UNIT

POSITION ORGANIZATION CHART



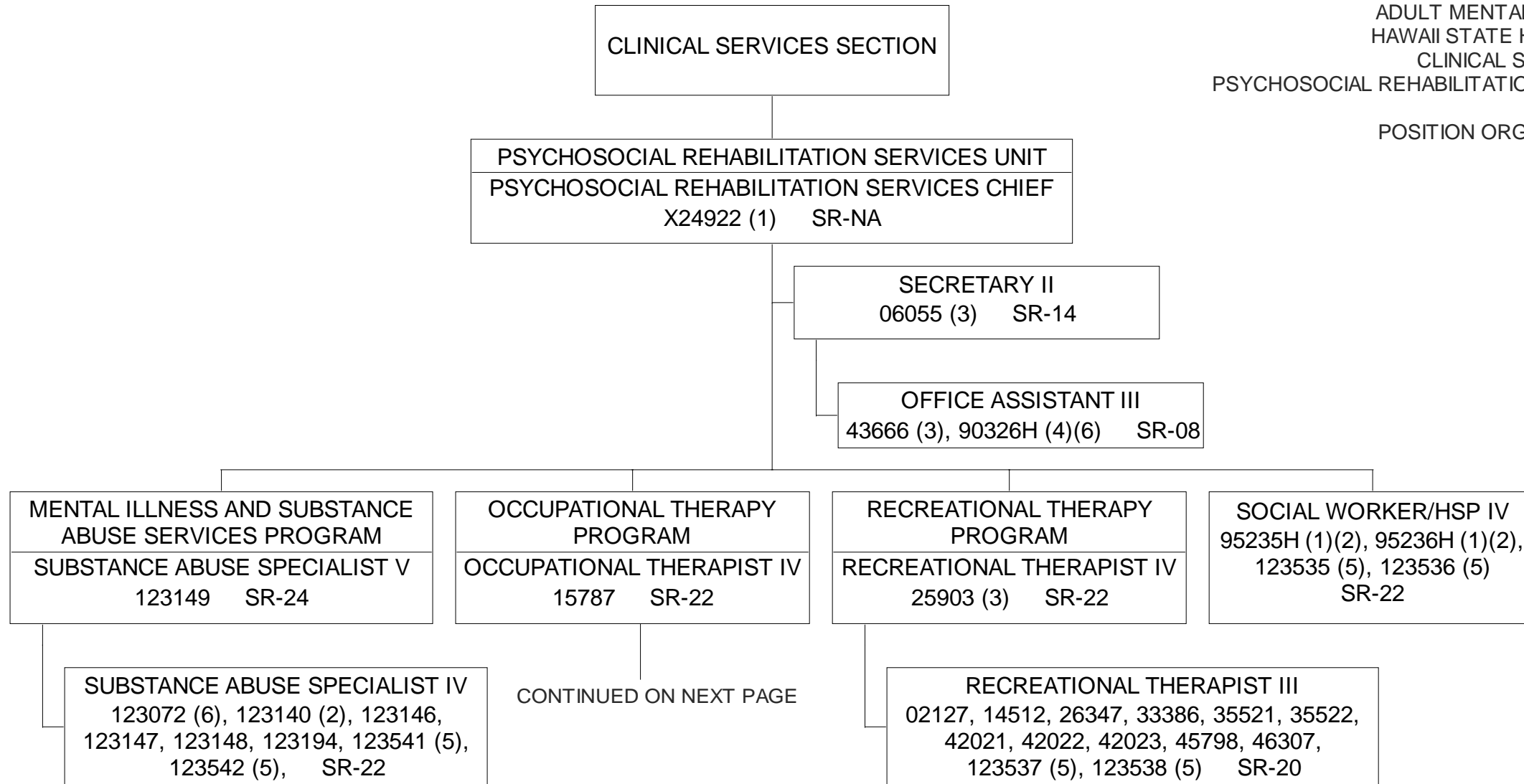
(1) TO BE REDESCRIBED.
 (2) TO BE ESTABLISHED.
 (3) TO BE ABOLISHED PER ACT 009/SLH 2020.

POSITION ORGANIZATION CHART



(1) TEMPORARY, NTE 6/30/23.
 (2) TO BE REDESCRIBED.
 (3) 0.50 FTE.
 (4) TO BE ABOLISHED PER ACT 009/SLH 2020.

POSITION ORGANIZATION CHART

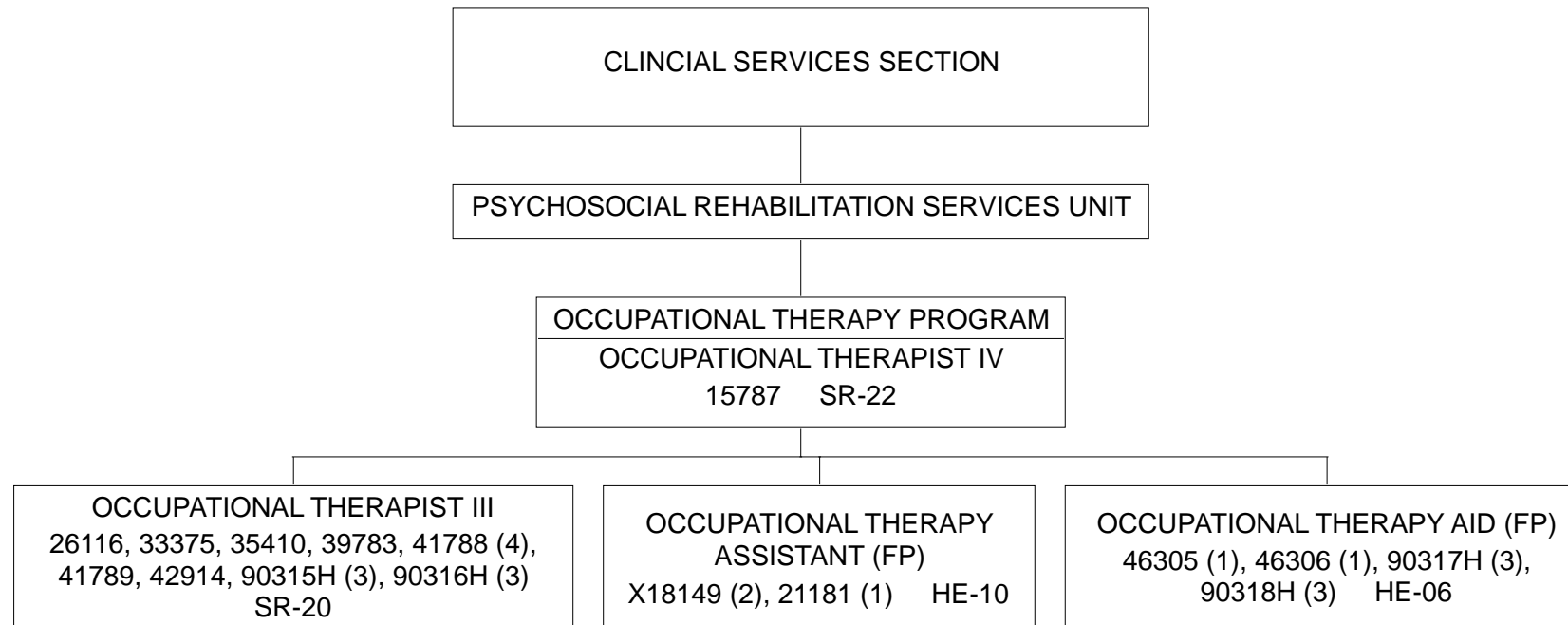


CONTINUED ON NEXT PAGE

- (1) POSITION VARIANCE APPROVED EFF. 6/6/19.
- (2) TEMPORARY, NTE 6/30/23.
- (3) TO BE REDESCRIBED.
- (4) TO BE ESTABLISHED.
- (5) ESTABLISHED PER ACT 005/SLH 2019.
- (6) TO BE ABOLISHED PER ACT 009/SLH 2020.

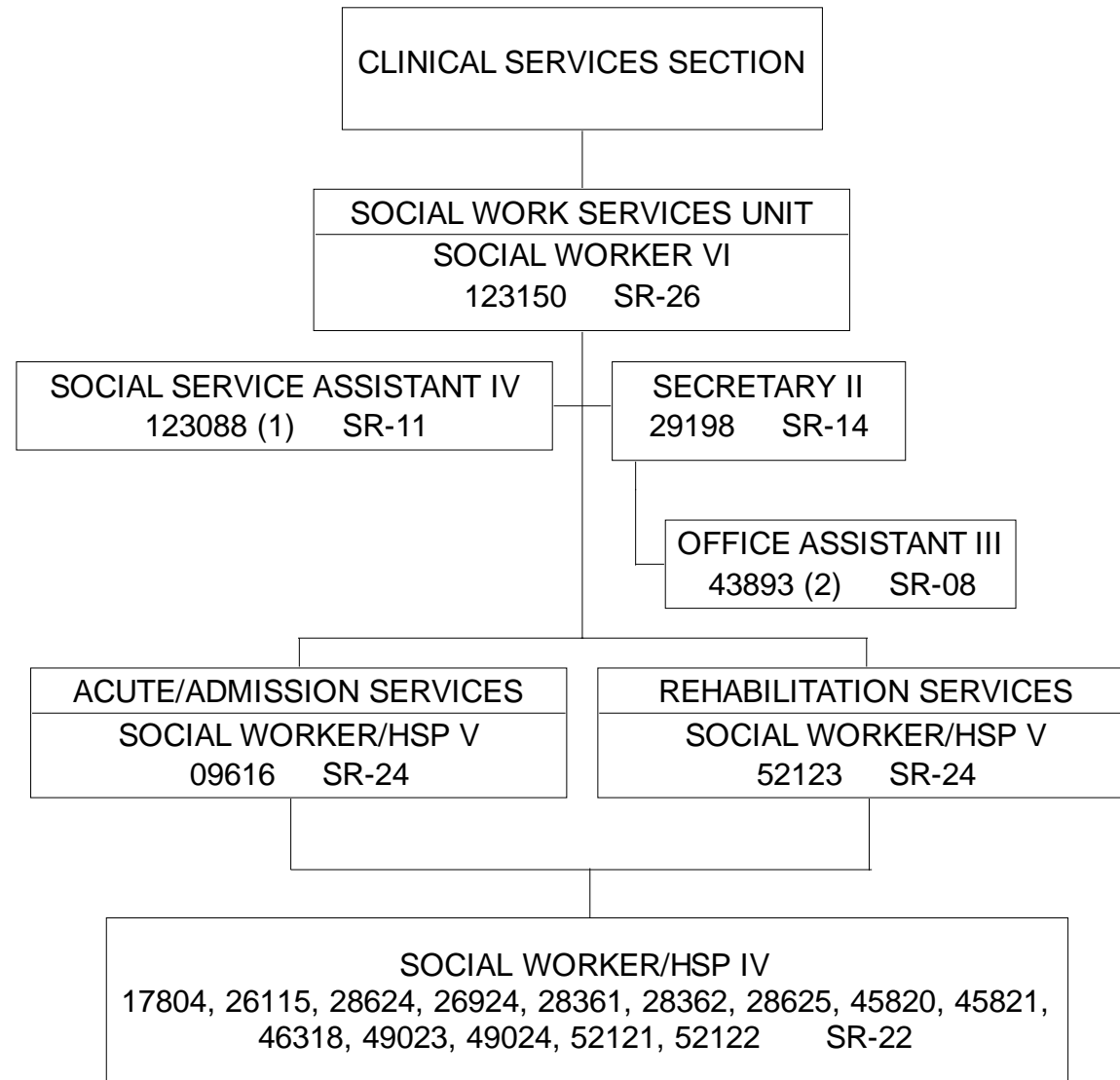
STATE OF HAWAII
 DEPARTMENT OF HEALTH
 BEHAVIORAL HEALTH ADMINISTRATION
 ADULT MENTAL HEALTH DIVISION
 HAWAII STATE HOSPITAL BRANCH
 CLINICAL SERVICES SECTION
 PSYCHOSOCIAL REHABILITATION SERVICES UNIT
 OCCUPATIONAL THERAPY PROGRAM

POSITION ORGANIZATION CHART



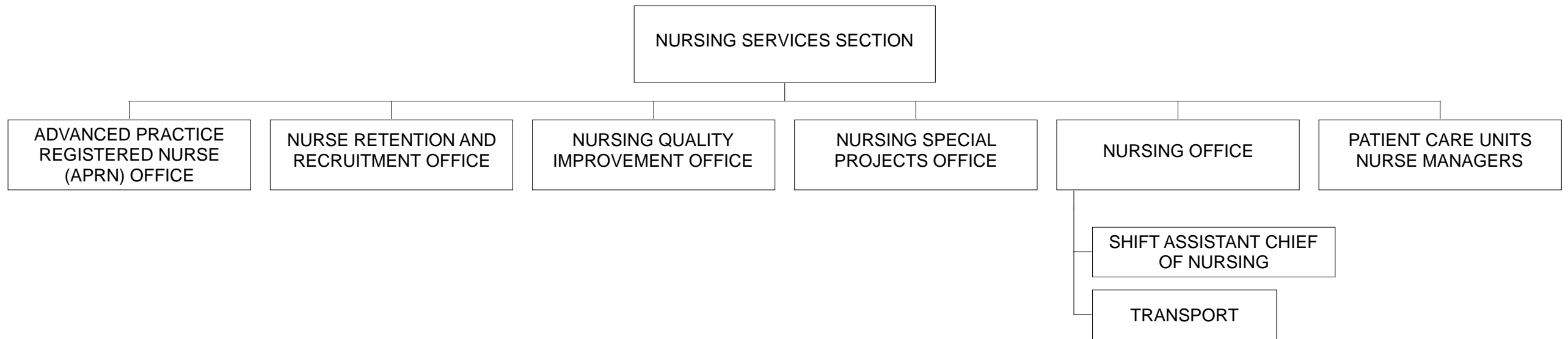
- (1) TO BE REDESCRIBED.
- (2) POSITION VARIANCE APPROVED EFF. 6/6/19.
- (3) TO BE ESTABLISHED.
- (4) TO BE ABOLISHED PER ACT 009/SLH 2020.

STATE OF HAWAII
 DEPARTMENT OF HEALTH
 BEHAVIORAL HEALTH ADMINISTRATION
 ADULT MENTAL HEALTH DIVISION
 HAWAII STATE HOSPITAL BRANCH
 CLINICAL SERVICES SECTION
 SOCIAL WORK SERVICES UNIT
 POSITION ORGANIZATION CHART



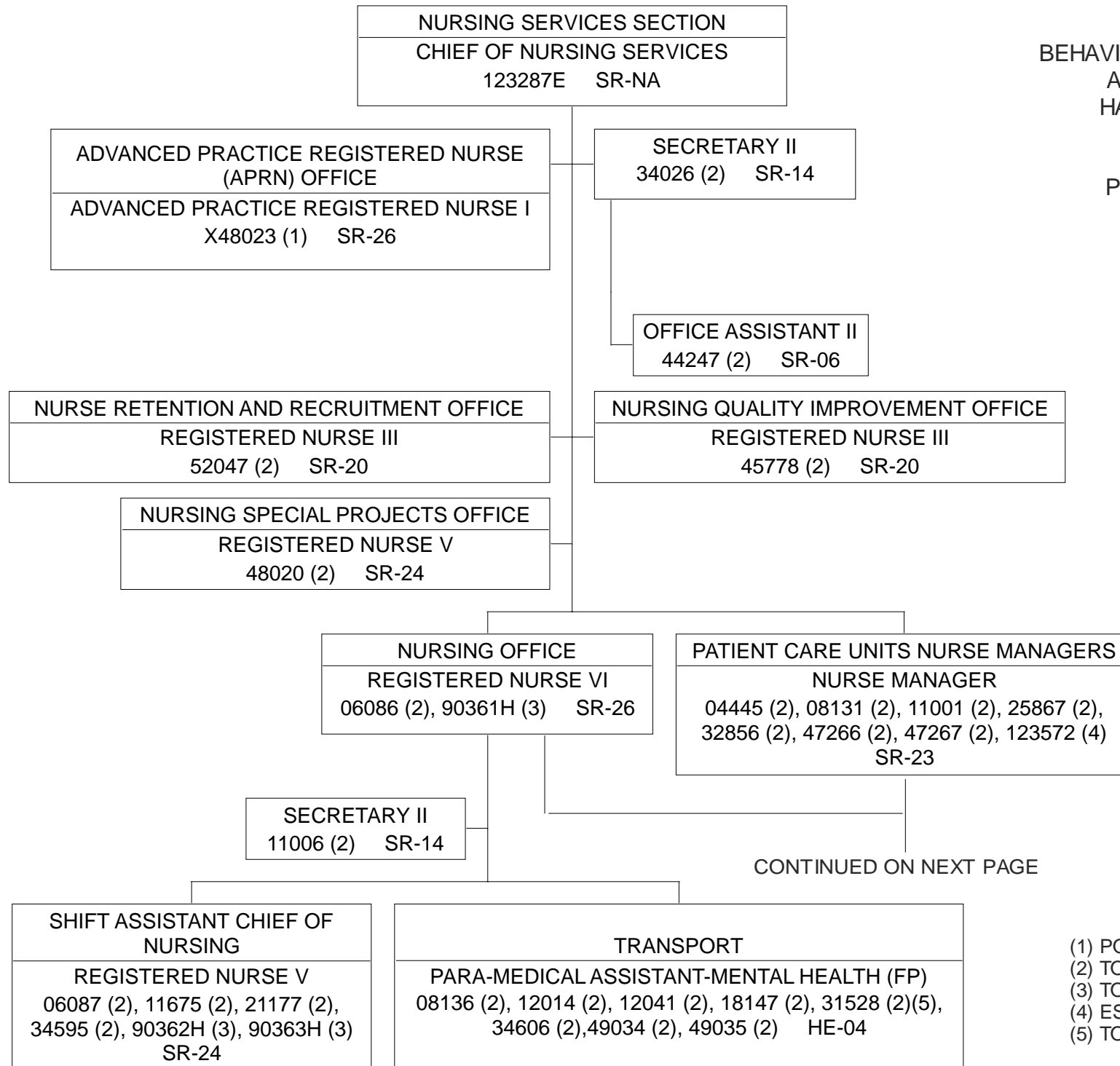
STATE OF HAWAII
DEPARTMENT OF HEALTH
BEHAVIORAL HEALTH ADMINISTRATION
ADULT MENTAL HEALTH DIVISION
HAWAII STATE HOSPITAL BRANCH
NURSING SERVICES SECTION

ORGANIZATION CHART



STATE OF HAWAII
 DEPARTMENT OF HEALTH
 BEHAVIORAL HEALTH ADMINISTRATION
 ADULT MENTAL HEALTH DIVISION
 HAWAII STATE HOSPITAL BRANCH
 NURSING SERVICES SECTION

POSITION ORGANIZATION CHART



(1) POSITION VARIANCE APPROVED EFF. 6/6/19.
 (2) TO BE REDESCRIBED.
 (3) TO BE ESTABLISHED.
 (4) ESTABLISHED PER ACT 005/SLH 2019.
 (5) TO BE ABOLISHED PER ACT 009/SLH 2020.

(CONTINUED FROM PREVIOUS PAGE)

POSITION ORGANIZATION CHART

REGISTERED NURSE III
08128, 08130, 08133, 10999, 11003, 11679, 12920, 12926, 14319, 14320, 14322, 14323, 14324, 14325, 14327, 14328, 14330, 14331, 15993, 15998, 21178, 21179
26118, 26119, 26120, 26121, 26124, 32974, 32975, 32976, 32977, 32980, 32981, 34605, 45753 (4), 45754, 45755, 45756, 45757, 45758, 45759, 45760, 45761, 45762,
45763, 45766, 45767, 45768, 45769, 45770, 45771, 45772, 45773, 45774, 45775, 45776, 45777, 45779, 45783, 45784, 45785, 45787, 46230, 48021, 48024, 48984,
48985, 48986, 48987, 48988, 48989, 48990, 48991, 48992, 48993, 48994, 48995, 49001, 49002, 49003, 49004, 49026, 49027, 49028, 49029, 49030, 49031 (2), 51074,
51141, 52038, 52040, 52041, 52042, 52043, 52044, 52045, 52046, 52048, 52050, 52051, 52052, 116495, 123104 (3), 123105 (2), 123106, 123592, 123594,
123624, 123625, 123731, 123732, 123733, 123734, 123735, 123736, 123737, 123738, 123739, 123740, 123741, 123742, 123743, 123744, 123745, 123746, 123747,
123748, 123749, 123750, 123751, 123752 SR-20

LICENSED PRACTICAL NURSE - MENTAL HEALTH (FP)
02147, 02150 (4), 02217, 02226 (4), 02233, 07210 (4), 07211,
07216, 10965, 10966, 10969, 15785, 15786, 25870, 25872 (4), 25873, 25874, 26126,
49047, 49050, 52057 HE-08

MEDICAL SECURITY OFFICER
96718H (1) HE-06

PSYCHIATRIC TECHNICIAN (FP)
02137, 02143, 02155, 02163, 02164, 02165, 02184, 02190, 02196, 02203, 02212, 02222, 02223, 02232, 02247, 04444, 05964, 07213, 07220, 07222, 08135, 10974, 10976, 10986, 10987, 12009,
12030, 12032 (4), 12034, 12035, 12040, 16008, 18146, 25875, 25876, 25877, 25878, 25879, 26125, 26128, 26131, 26134, 26136, 26137, 26139, 31462, 31463, 31464, 31472, 31474, 31476,
31477, 31529, 31530, 31531, 31533, 31534, 31535, 31536 (4), 31537, 31538, 31540, 31542, 31543, 32884, 33001, 33002, 33003, 33005, 33006, 33007, 33008
33009, 33011, 33012, 33013, 33014, 33016, 33019, 33020, 33021, 33057, 33058, 33059, 33060, 33061, 33062, 33063, 33064, 34607, 34608, 34677, 34782, 34783 (2), 34784 (2) (4), 45735,
45736, 45737, 45738, 45739 (4), 45740, 45741, 45742, 45743, 45744, 45745, 45746, 45747, 45748 (4), 45749, 45750, 49032, 49033, 49037, 49038, 49039 (4), 49040, 49041, 49042, 49043,
49044, 49045, 49048 (4), 49049, 49051, 49052, 49053, 49054, 49055, 49056, 49057, 51126, 116498, 116499, 116507, 116512, 116513, 116554, 116556, 116565, 116567, 117120, 117122 (4),
117123, 117124, 117125, 117128, 117131, 117132, 117133, 117136, 117137, 117138, 117139 (2), 120492 (2), 123107 (3)
123546, 123547, 123549, 123551, 123560, 123561, 123562, 123563, 123564, 123565, 123566, 123567, 123568, 123569, 123570, 123571, 123753, 123754, 123755, 123756, 123757, 123758, 123759, 123760,
123761 HE-06

PARA-MEDICAL ASSISTANT MENTAL HEALTH (FP)
10992, 12031, 33000, 51125, 51128, 51130, 52055, 116501, 116502, 116503, 116504, 116505, 116506, 116508, 116509, 116510, 116511, 116514, 116515,
116516, 116552 (4), 116553, 116555, 116560, 116561, 116562, 116563, 116564, 116566, 116569, 116571, 116573, 117121, 117126, 117127, 117129, 117134,
117135, 121066 (3) HE-04

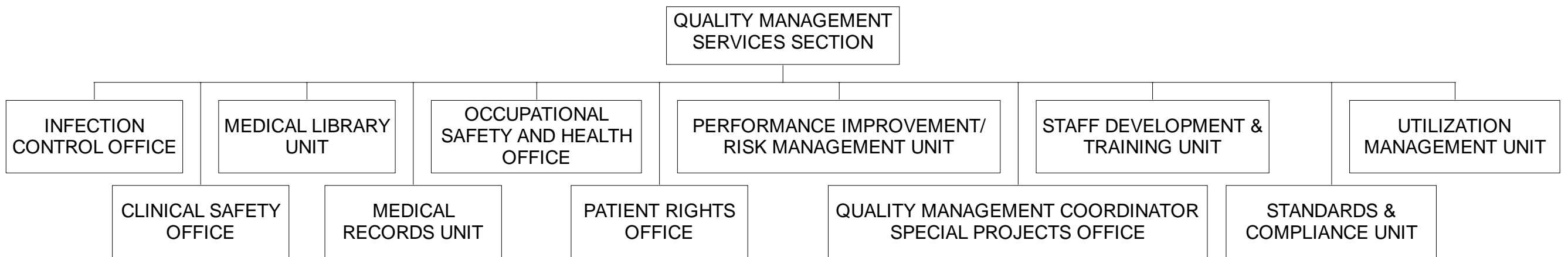
PARA-MEDICAL ASSISTANT - HOSPITAL (FP)
10996 HE-04

OFFICE ASSISTANT III
11009, 15779, 41787, 43667, 43668, 43669, 43670, 43671, 43672, 43673, 43674 (4),
43890, 45829, 118431 (4), 118432, 90327H (1), 90328H (1) SR-08

- (1) TO BE ESTABLISHED.
- (2) 50% FTE.
- (3) TEMPORARY, NTE 6/30/23.
- (4) TO BE ABOLISHED PER ACT 009/SLH 2020.

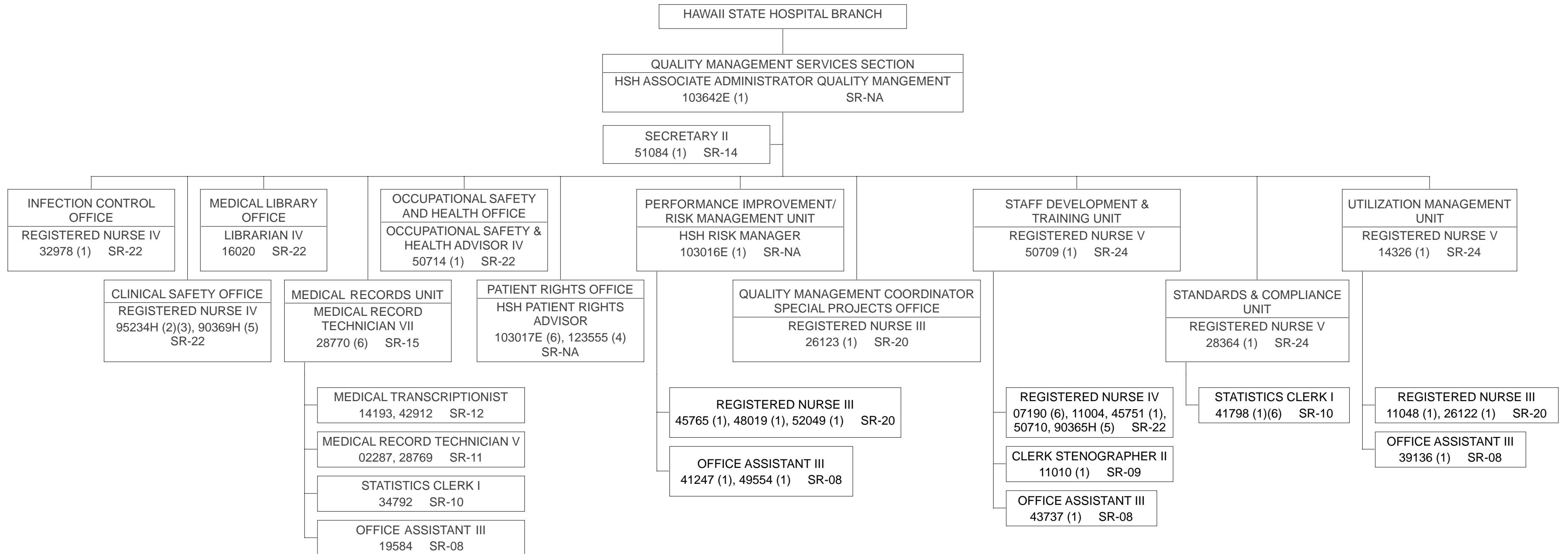
STATE OF HAWAII
DEPARTMENT OF HEALTH
BEHAVIORAL HEALTH ADMINISTRATION
ADULT MENTAL HEALTH DIVISION
HAWAII STATE HOSPITAL BRANCH
QUALITY MANAGEMENT SERVICES SECTION

ORGANIZATION CHART



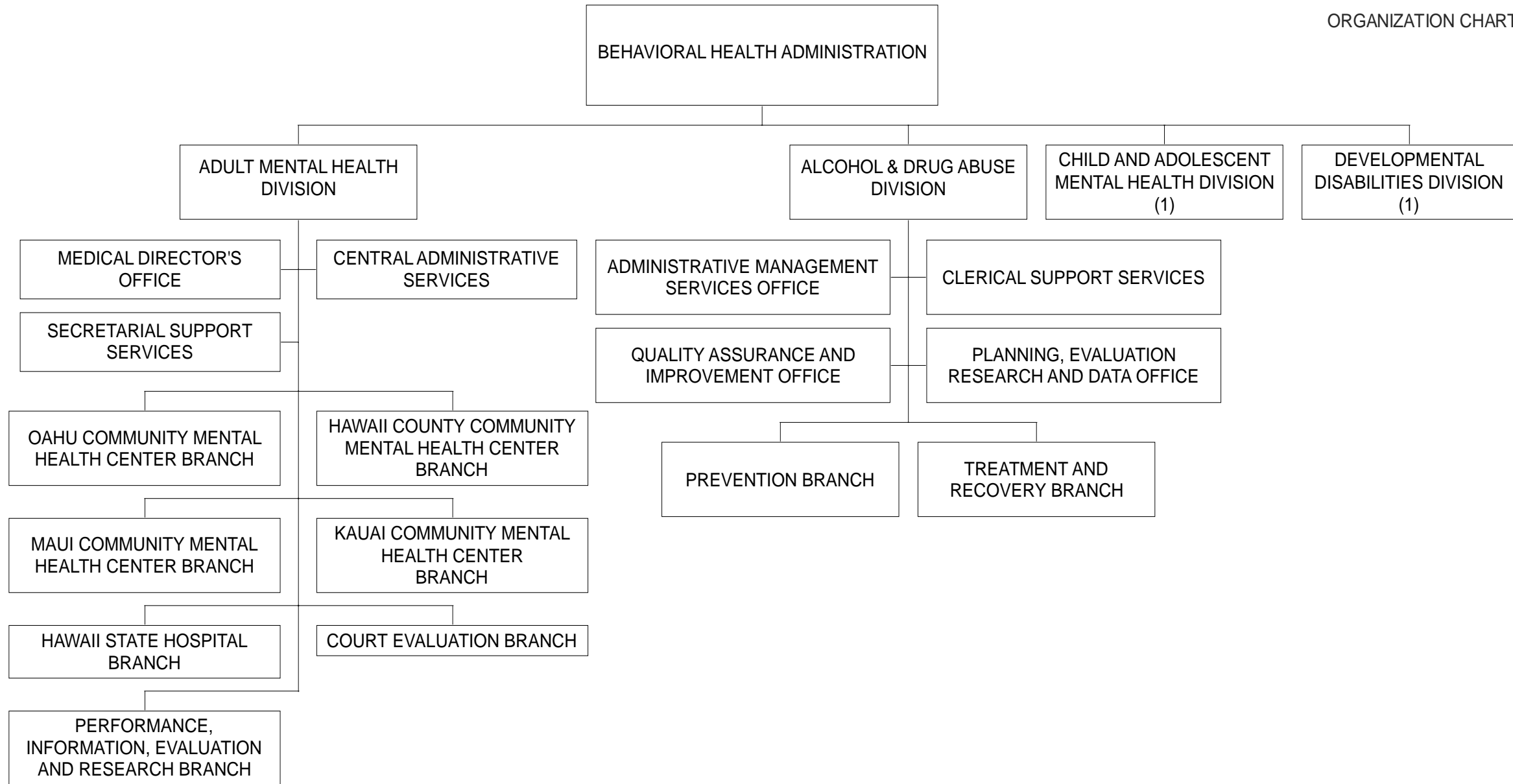
STATE OF HAWAII
 DEPARTMENT OF HEALTH
 BEHAVIORAL HEALTH ADMINISTRATION
 ADULT MENTAL HEALTH DIVISION
 HAWAII STATE HOSPITAL BRANCH
 QUALITY MANAGEMENT SERVICES SECTION

POSITION ORGANIZATION CHART

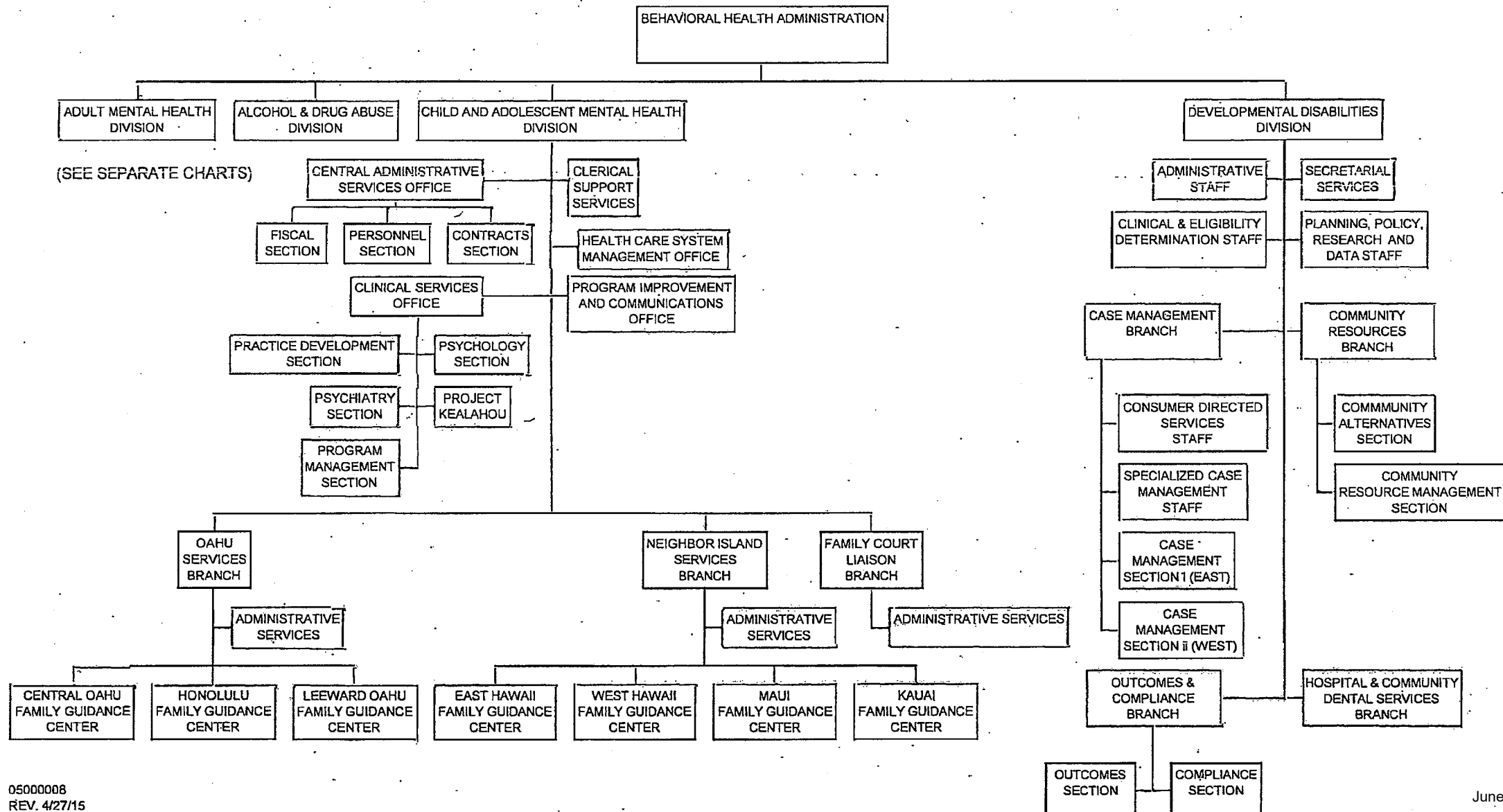


- (1) TO BE REDESCRIBED.
- (2) POSITION VARIANCE APPROVED EFF. 6/6/19.
- (3) TEMPORARY, NTE 6/30/23.
- (4) ESTABLISHED PER ACT 005/SLH 2019.
- (5) TO BE ESTABLISHED.
- (6) TO BE ABOLISHED PER ACT 009/SLH 2020.

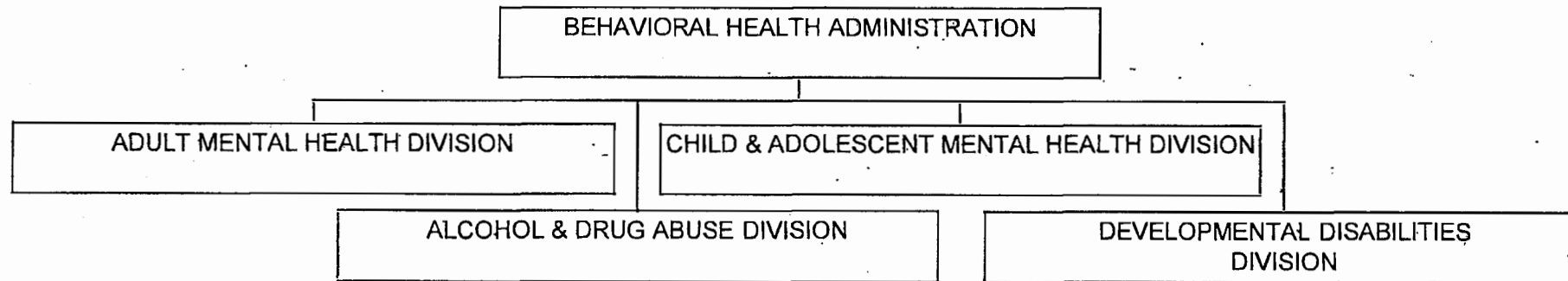
ORGANIZATION CHART



STATE OF HAWAII
 DEPARTMENT OF HEALTH
 BEHAVIORAL HEALTH ADMINISTRATION
 ORGANIZATION CHART

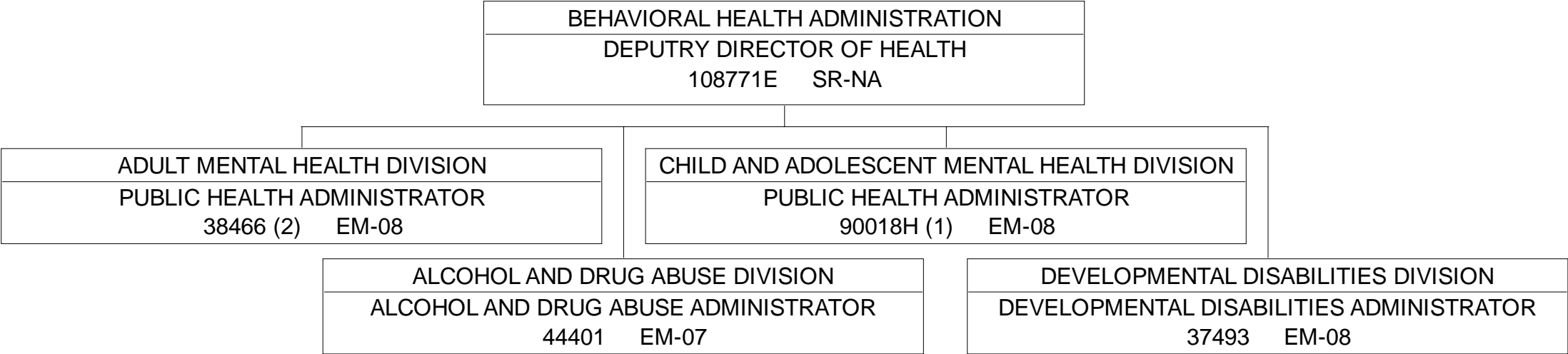


STATE OF HAWAII
DEPARTMENT OF HEALTH
BEHAVIORAL HEALTH ADMINISTRATION
ORGANIZATION CHART



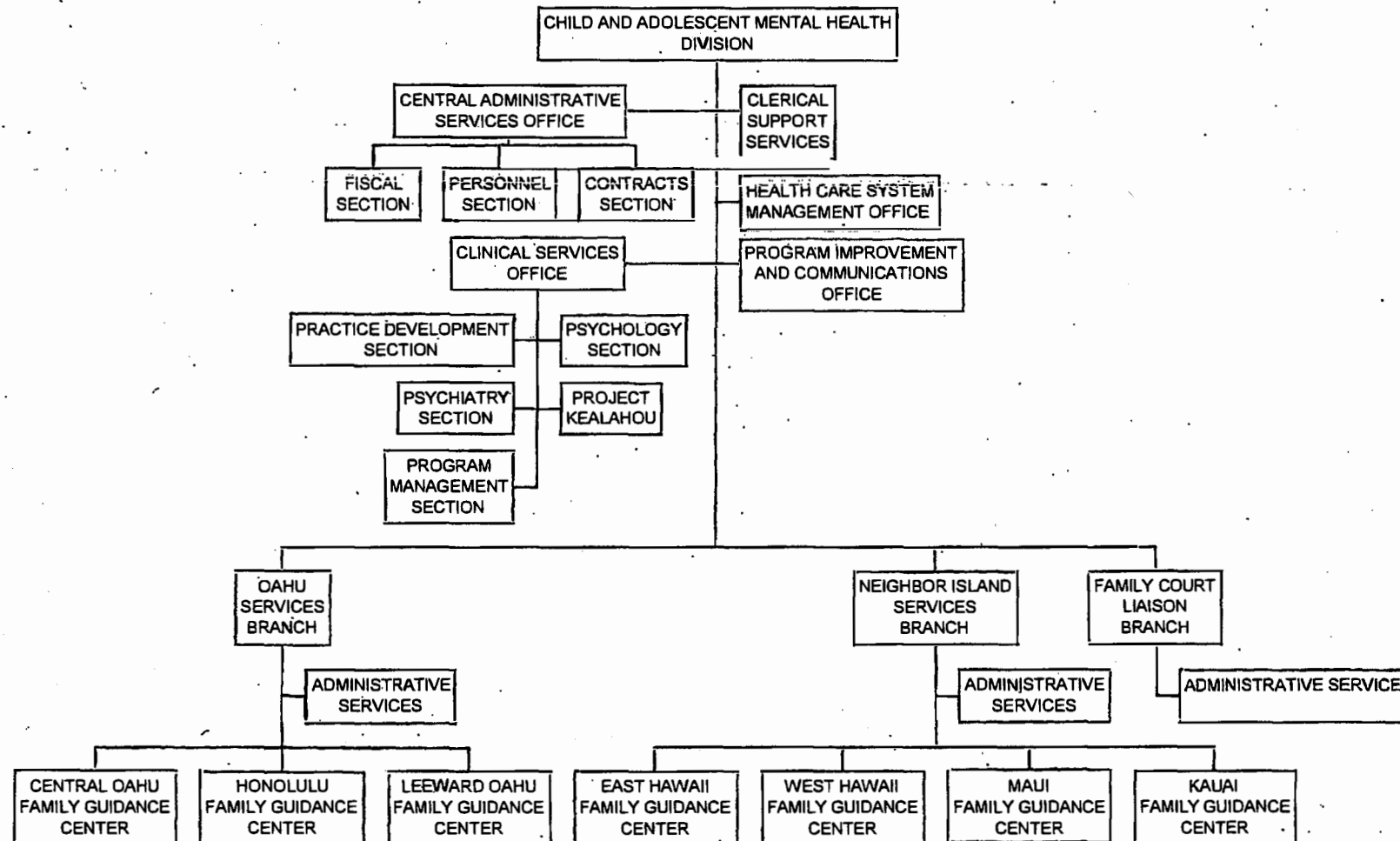
STATE OF HAWAII
DEPARTMENT OF HEALTH
BEHAVIORAL HEALTH ADMINISTRATION

POSITION ORGANIZATION CHART



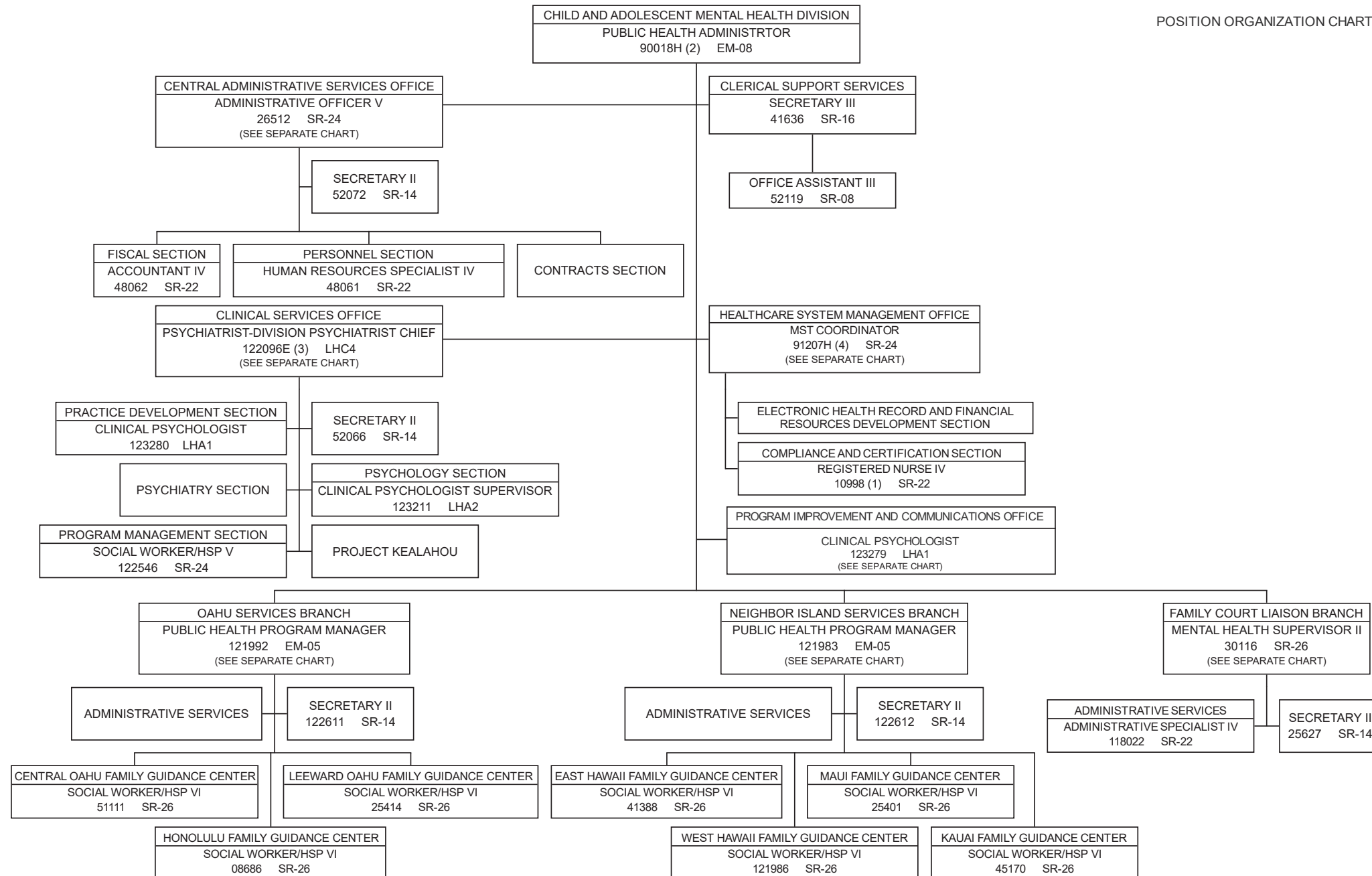
STATE OF HAWAII
 DEPARTMENT OF HEALTH
 BEHAVIORAL HEALTH ADMINISTRATION
 CHILD AND ADOLESCENT MENTAL HEALTH DIVISION

ORGANIZATION CHART



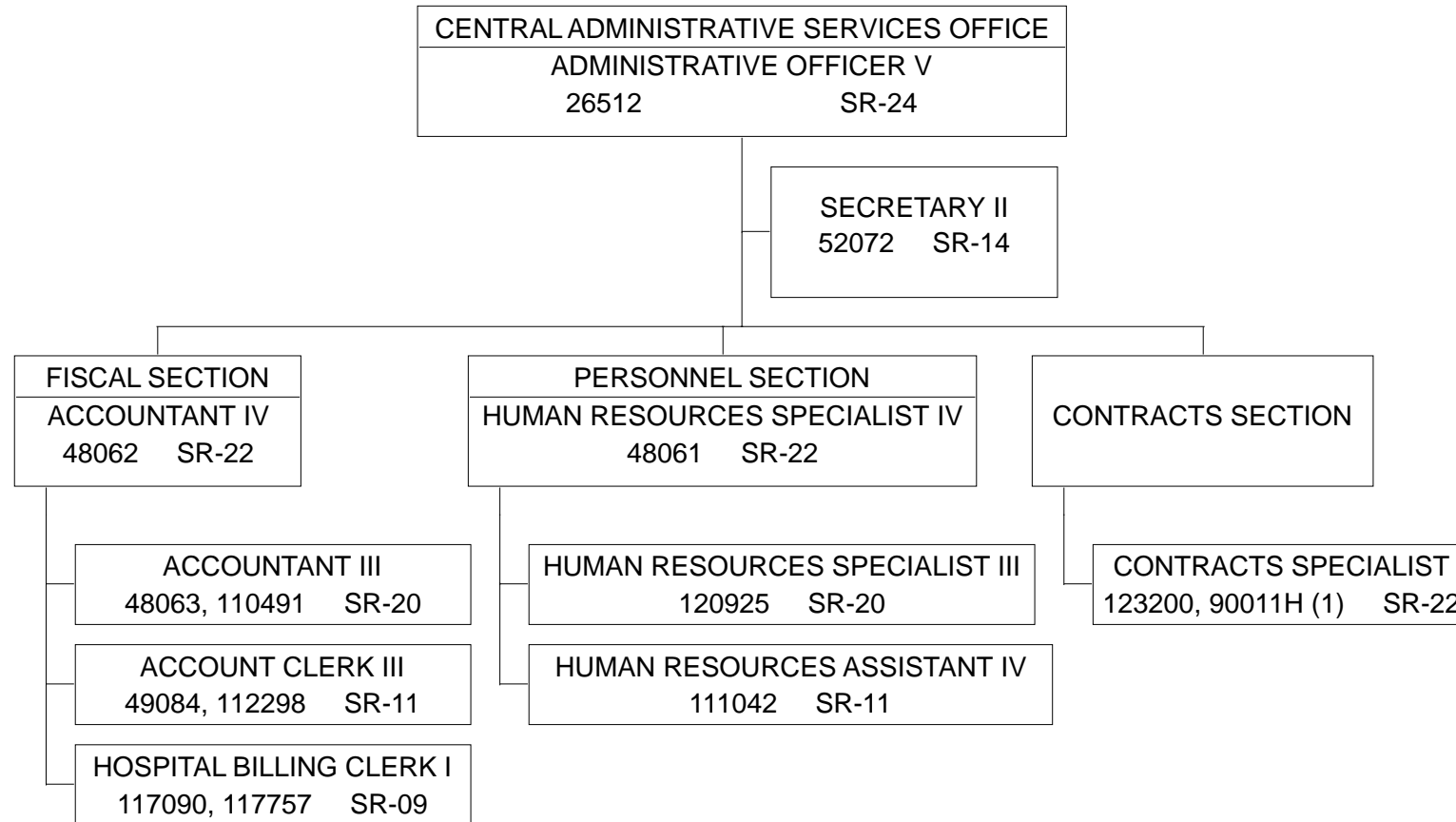
STATE OF HAWAII
 DEPARTMENT OF HEALTH
 BEHAVIORAL HEALTH ADMINISTRATION
 CHILD AND ADOLESCENT MENTAL HEALTH DIVISION

POSITION ORGANIZATION CHART



STATE OF HAWAII
 DEPARTMENT OF HEALTH
 BEHAVIORAL HEALTH ADMINISTRATION
 CHILD AND ADOLESCENT MENTAL HEALTH DIVISION
 CENTRAL ADMINISTRATIVE SERVICES OFFICE

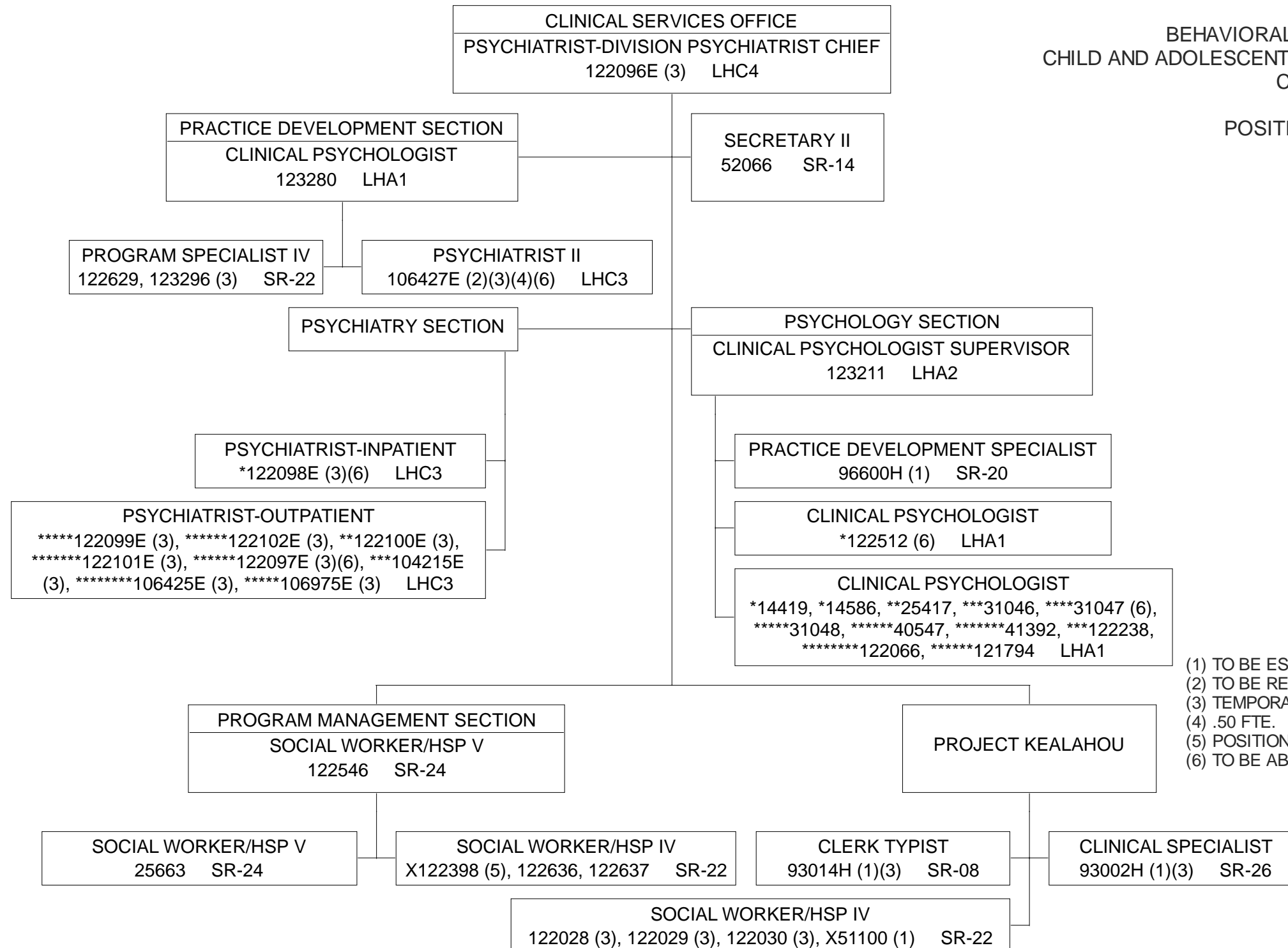
POSITION ORGANIZATION CHART



(1) TO BE ESTABLISHED.

STATE OF HAWAII
 DEPARTMENT OF HEALTH
 BEHAVIORAL HEALTH ADMINISTRATION
 CHILD AND ADOLESCENT MENTAL HEALTH DIVISION
 CLINICAL SERVICES OFFICE

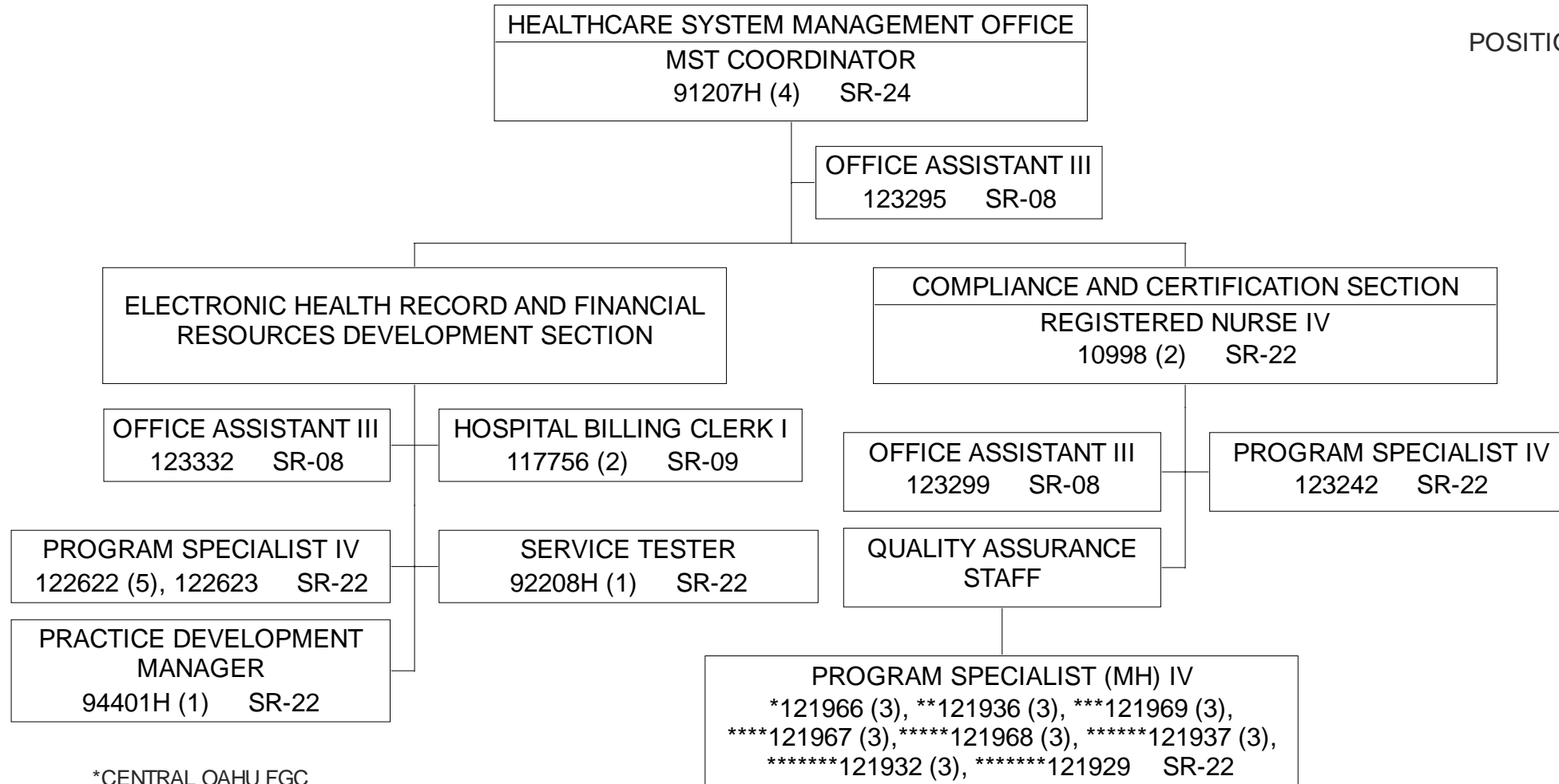
POSITION ORGANIZATION CHART



*FCLB
 **WEST HAWAII
 ***CENTRAL OAHU FGC
 ****LEWARD OAHU FGC
 *****HONOLULU FGC
 *****EAST HAWAII FGC
 *****MAUI FGC
 *****KAUAI FGC

(1) TO BE ESTABLISHED.
 (2) TO BE REDESCRIBED.
 (3) TEMPORARY NTE 6/30/23.
 (4) .50 FTE.
 (5) POSITION VARIANCE APPROVED EFF. 3/10/20
 (6) TO BE ABOLISHED PER ACT 009/SLH 2020

POSITION ORGANIZATION CHART

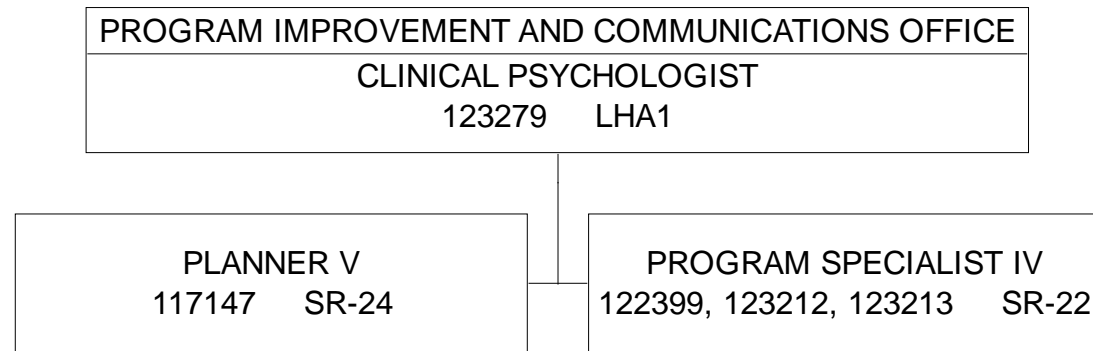


*CENTRAL OAHU FGC
 **HONOLULU FGC
 ***LEEWARD OAHU FGC
 ****EAST HAWAII FGC
 *****MAUI FGC
 *****KAUAI FGC
 *****FCLB
 *****WEST HAWAII FGC

(1) TO BE ESTABLISHED.
 (2) TO BE REDESCRIBED.
 (3) TEMPORARY, NTE 6/30/23.
 (4) TO BE POSITION VARIANCED.
 (5) TO BE ABOLISHED PER ACT 009/SLH 2020.

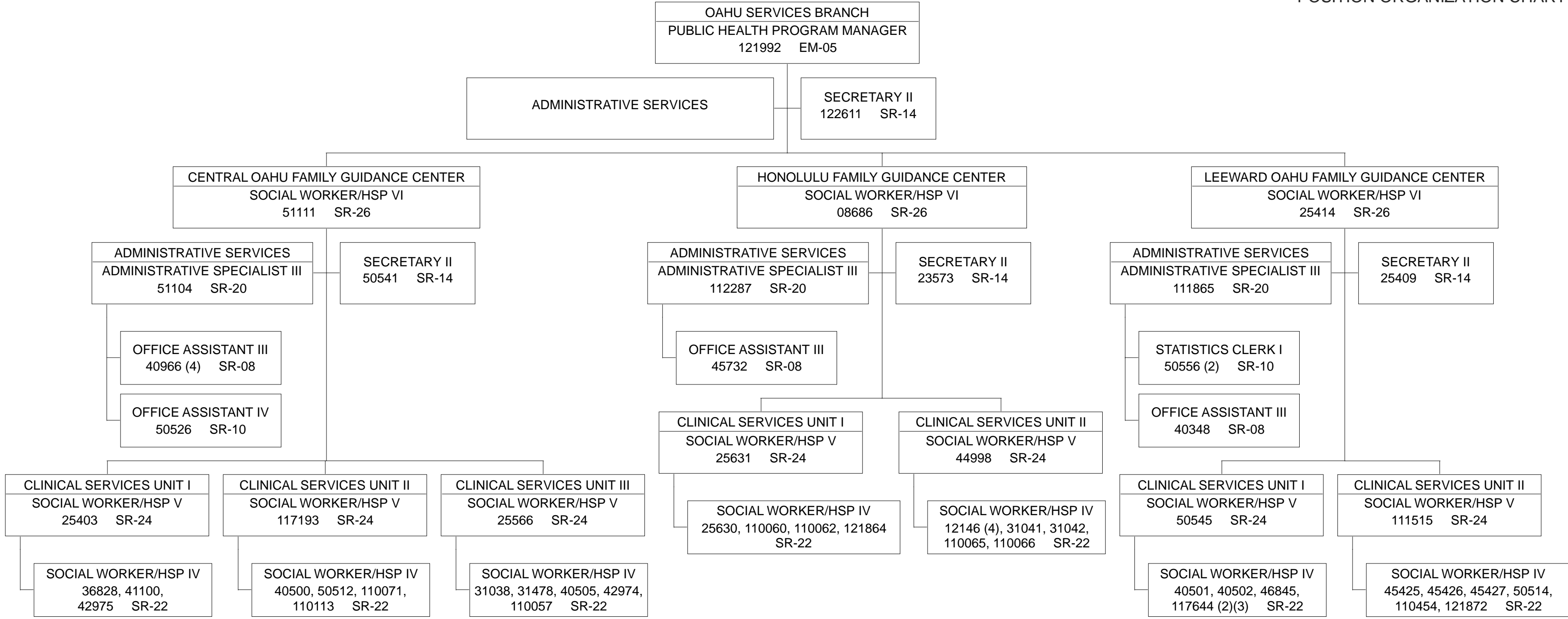
STATE OF HAWAII
DEPARTMENT OF HEALTH
BEHAVIORAL HEALTH ADMINISTRATION
CHILD AND ADOLESCENT MENTAL HEALTH DIVISION
PROGRAM IMPROVEMENT AND COMMUNICATIONS OFFICE

POSITION ORGANIZATION CHART



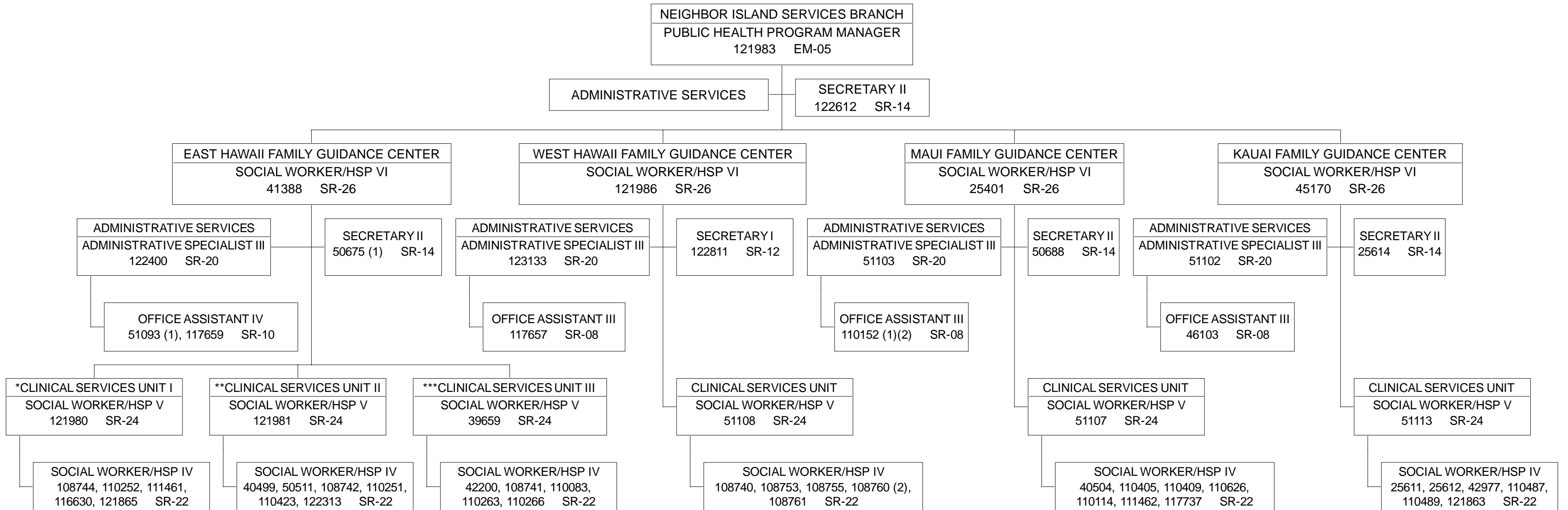
STATE OF HAWAII
 DEPARTMENT OF HEALTH
 BEHAVIORAL HEALTH ADMINISTRATION
 CHILD AND ADOLESCENT MENTAL HEALTH DIVISION
 OAHU SERVICES BRANCH

POSITION ORGANIZATION CHART



(1) TO BE ESTABLISHED.
 (2) TEMPORARY, NTE 6/30/21.
 (3) .50 FTE.
 (4) TO BE ABOLISHED PER ACT 009/SLH 2020

POSITION ORGANIZATION CHART

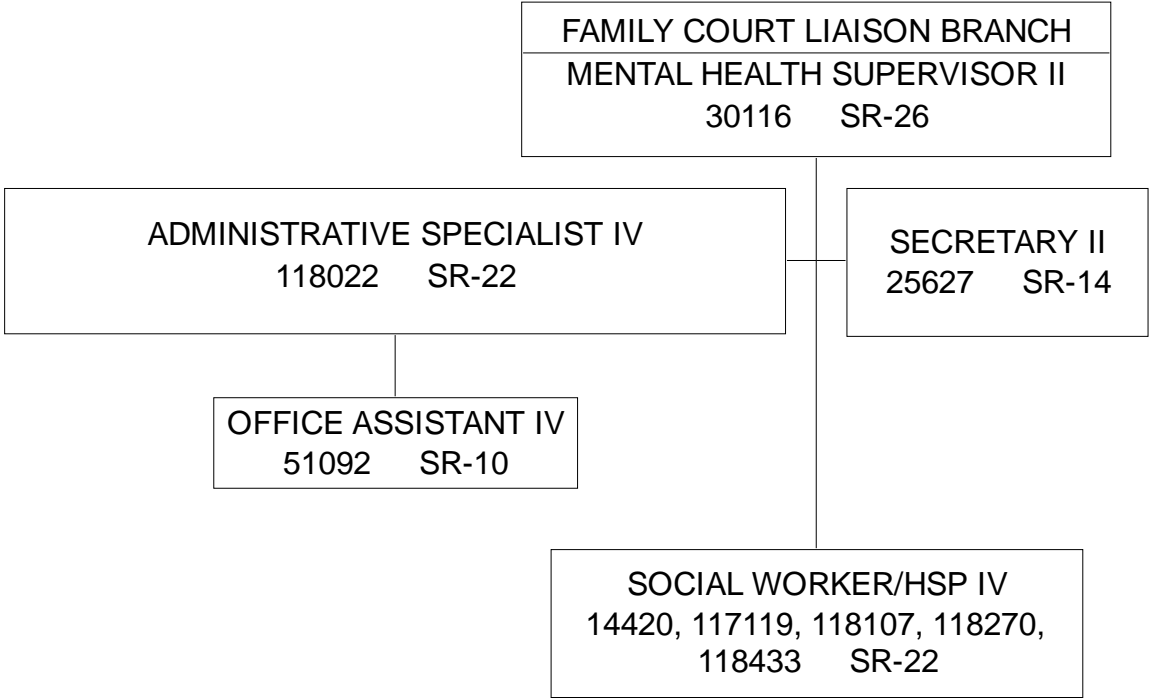


*HILO
 **HILO/PUNA/KA'U
 ***PUNA

(1) TO BE REDESCRIBED.
 (2) TO BE ABOLISHED PER ACT 009/SLH 2020.

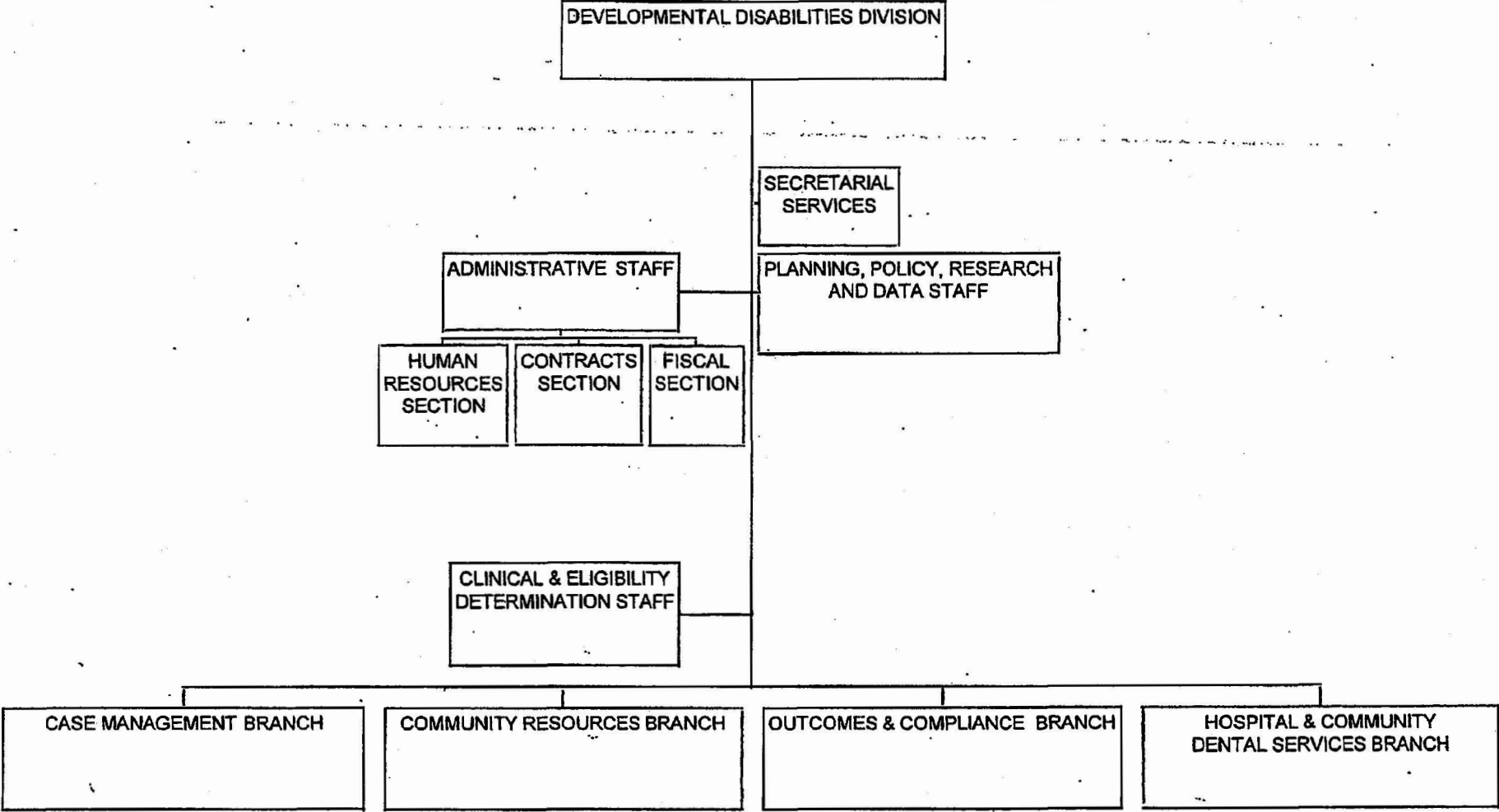
STATE OF HAWAII
DEPARTMENT OF HEALTH
BEHAVIORAL HEALTH ADMINISTRATION
CHILD AND ADOLESCENT MENTAL HEALTH DIVISION
FAMILY COURT LIAISON BRANCH

POSITION ORGANIZATION CHART



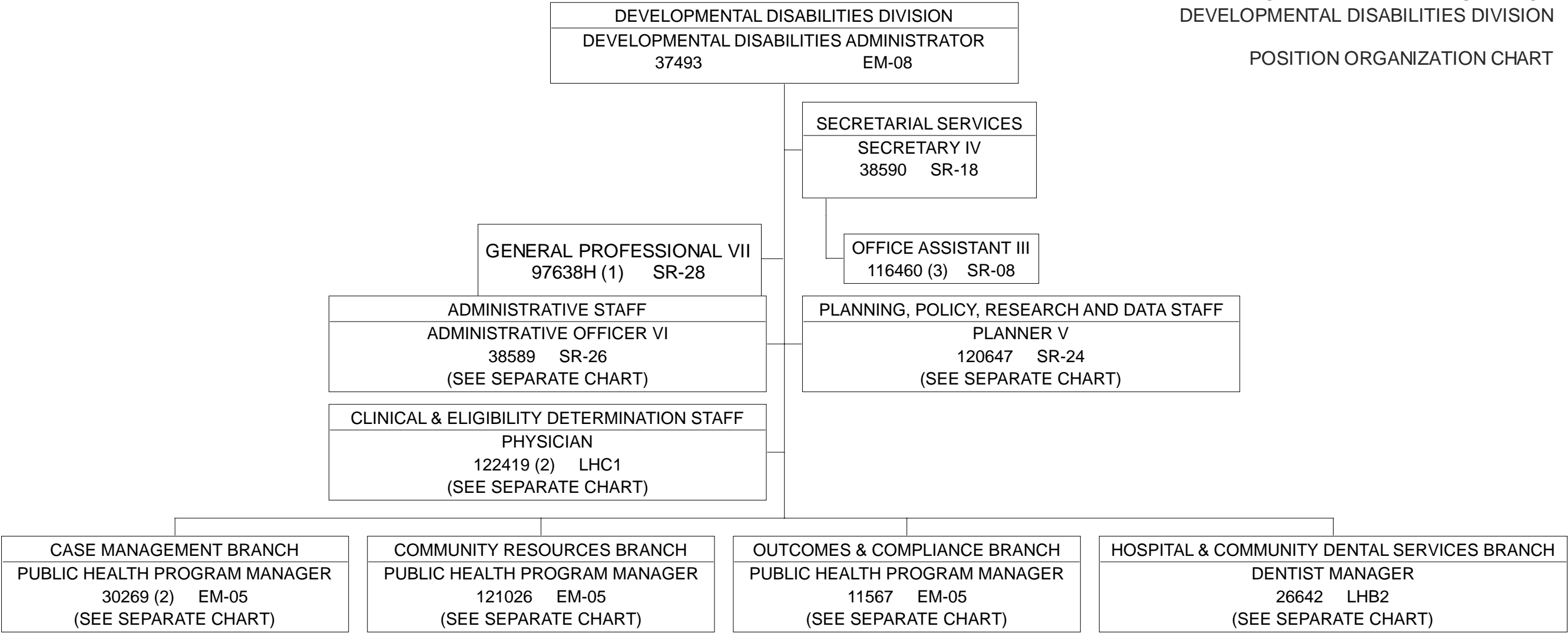
STATE OF HAWAII
DEPARTMENT OF HEALTH
BEHAVIORAL HEALTH ADMINISTRATION
DEVELOPMENTAL DISABILITIES DIVISION

ORGANIZATION CHART



STATE OF HAWAII
 DEPARTMENT OF HEALTH
 BEHAVIORAL HEALTH ADMINISTRATION
 DEVELOPMENTAL DISABILITIES DIVISION

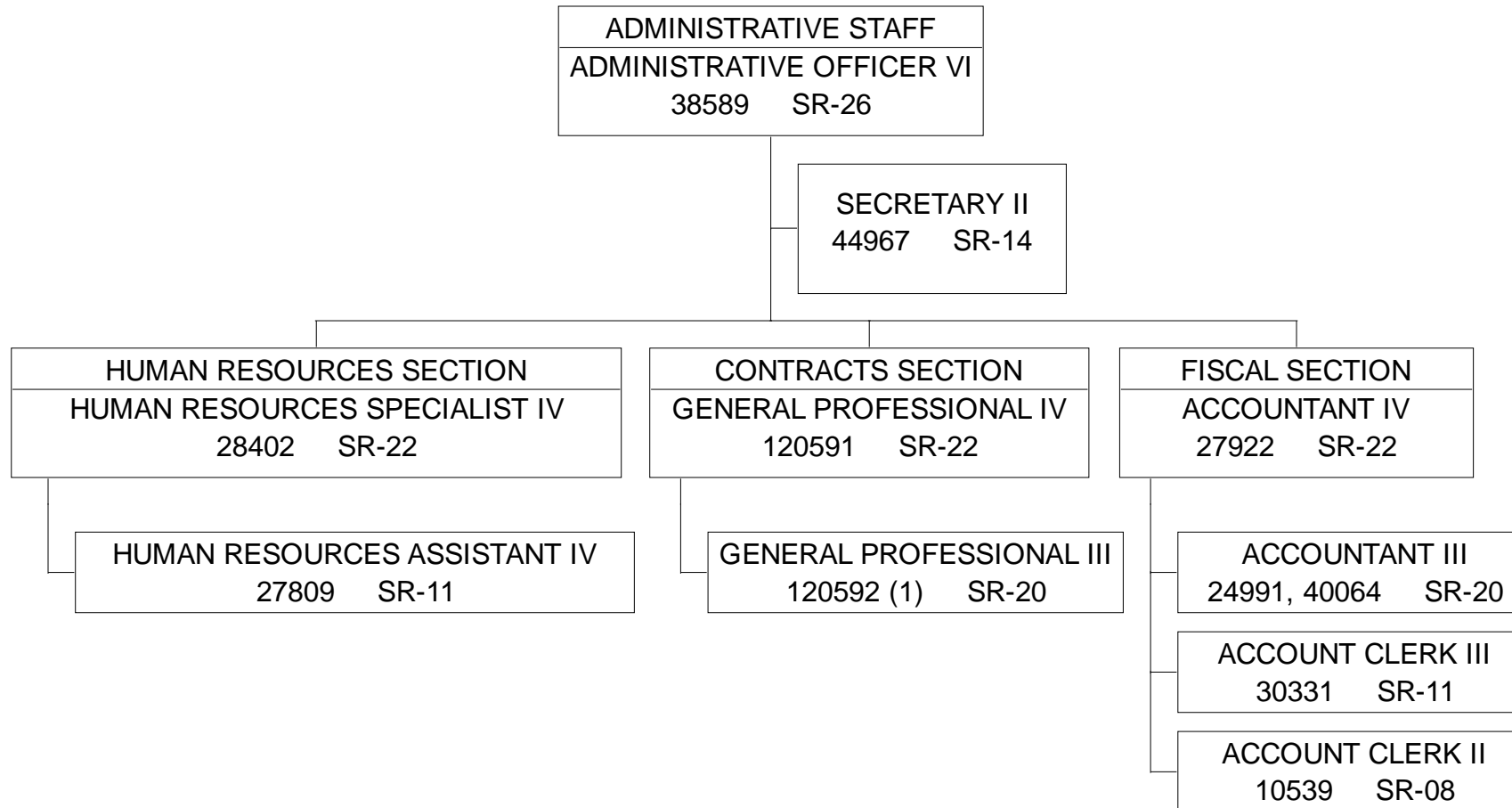
POSITION ORGANIZATION CHART



1) TO BE ESTABLISHED.
 2) TO BE REDESCRIBED.
 3) TO BE ABOLISHED BY ACT 9 /SLH 2020.
 June 30, 2021

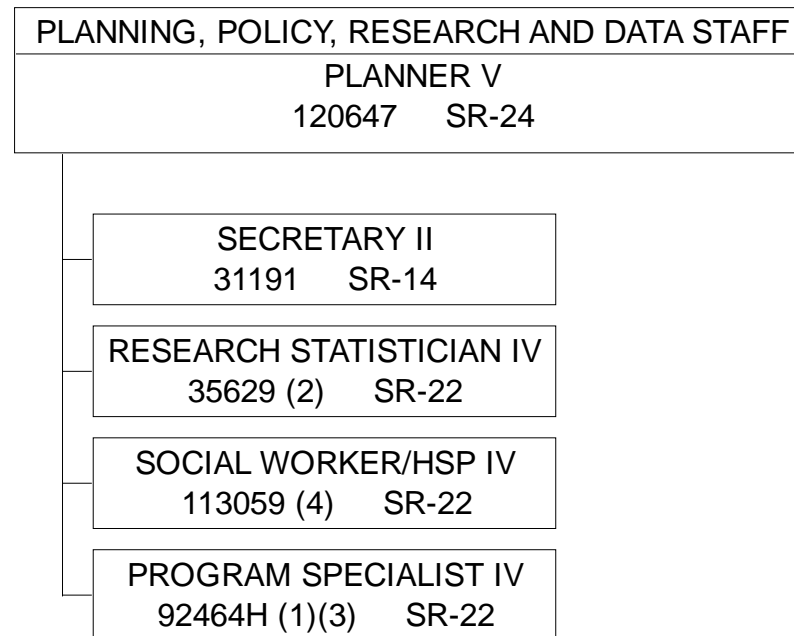
STATE OF HAWAII
 DEPARTMENT OF HEALTH
 BEHAVIORAL HEALTH ADMINISTRATION
 DEVELOPMENTAL DISABILITIES DIVISION
 ADMINISTRATIVE STAFF

POSITION ORGANIZATION CHART



STATE OF HAWAII
 DEPARTMENT OF HEALTH
 BEHAVIORAL HEALTH ADMINISTRATION
 DEVELOPMENTAL DISABILITIES DIVISION
 PLANNING, POLICY, RESEARCH AND DATA STAFF

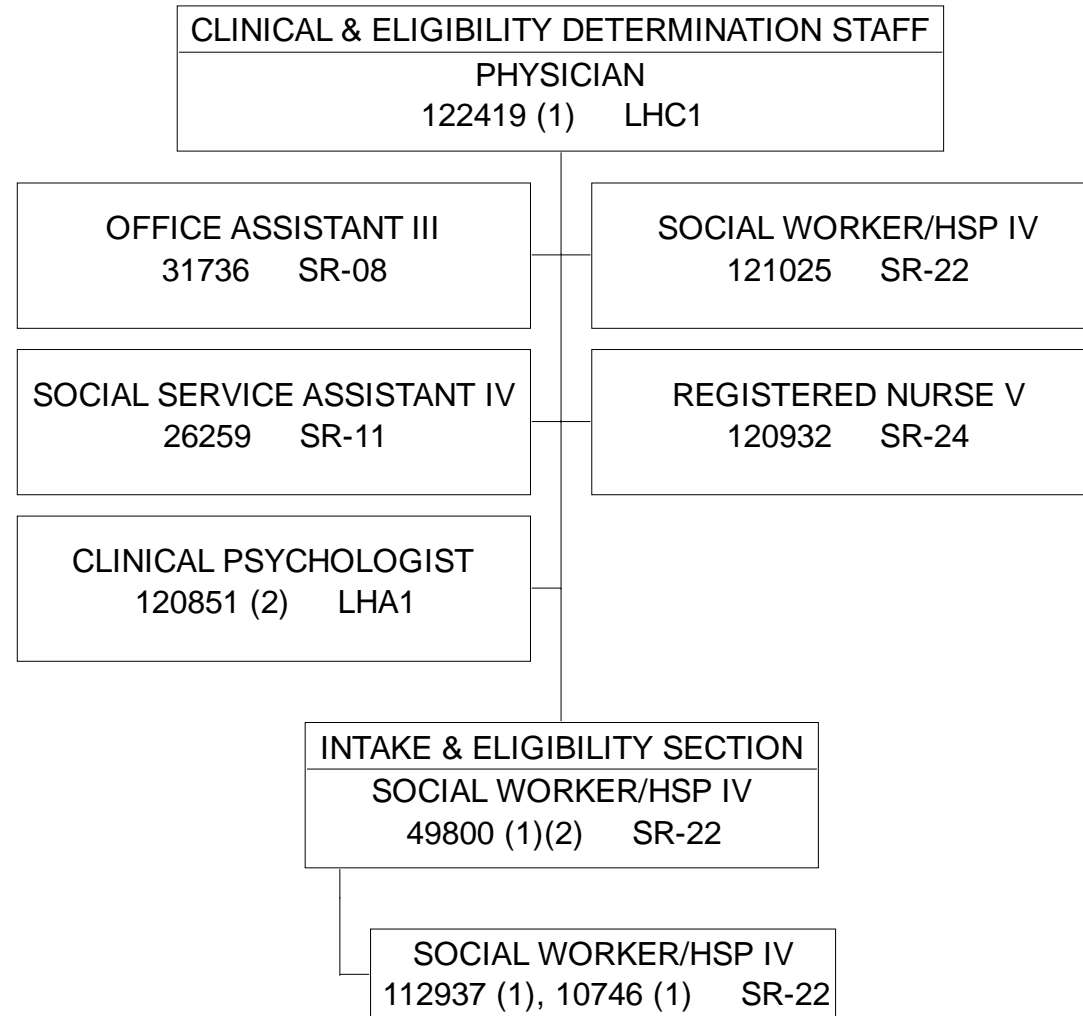
POSITION ORGANIZATION CHART



- (1) TO BE POSITION VARIANCED.
- (2) TO BE REDESCRIBED.
- (3) TEMPORARY, NTE 6/30/23.
- (4) TO BE ABOLISHED PER ACT 9/SLH 2020.

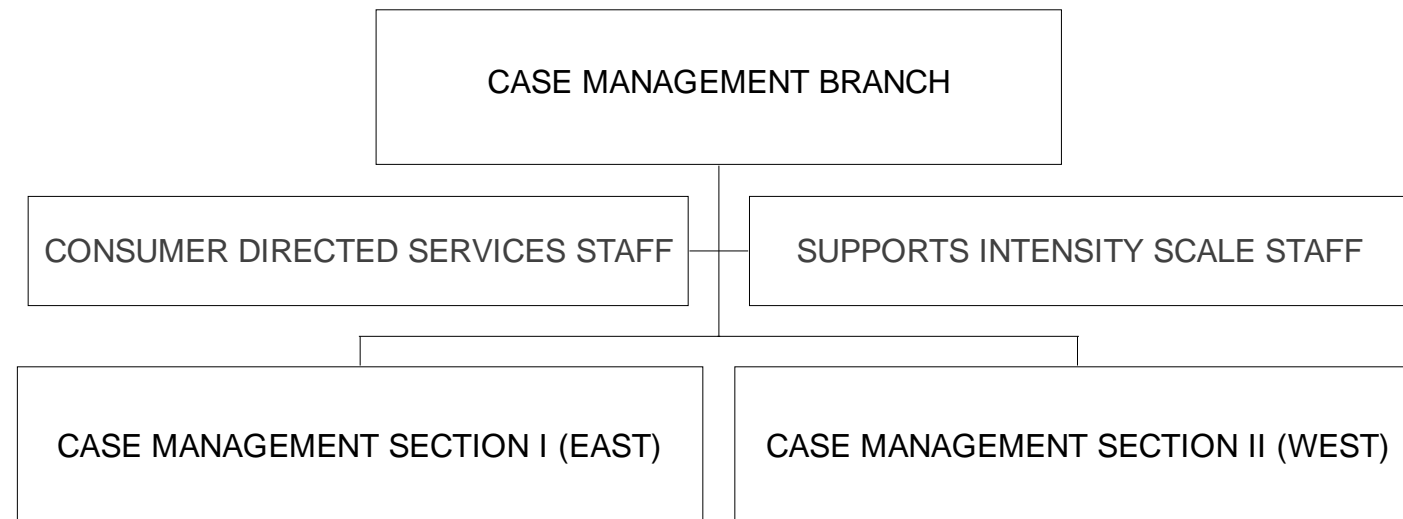
STATE OF HAWAII
 DEPARTMENT OF HEALTH
 BEHAVIORAL HEALTH ADMINISTRATION
 DEVELOPMENTAL DISABILITIES DIVISION
 CLINICAL & ELIGIBILITY DETERMINATION STAFF

POSITION ORGANIZATION CHART



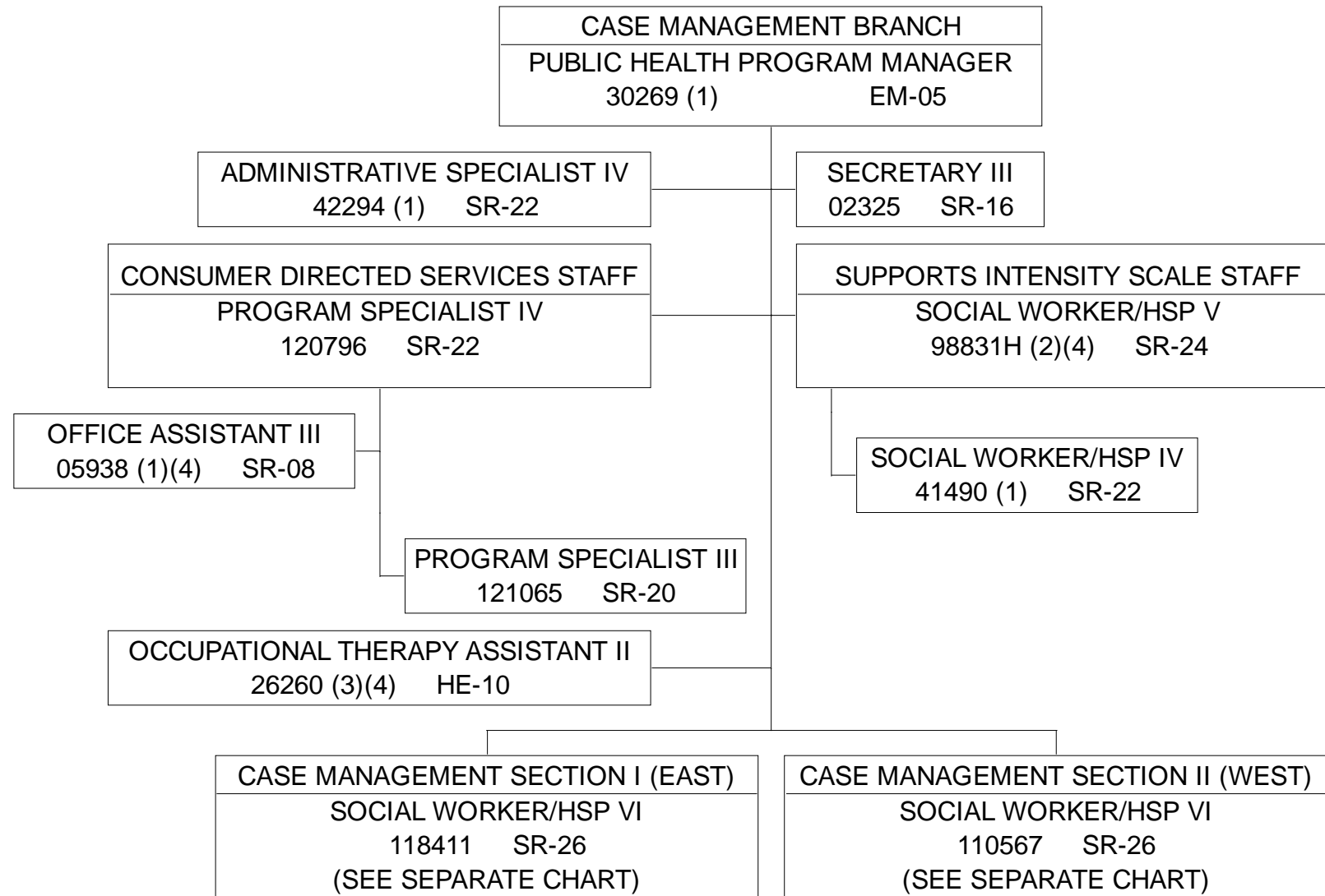
STATE OF HAWAII
DEPARTMENT OF HEALTH
BEHAVIORAL HEALTH ADMINISTRATION
DEVELOPMENTAL DISABILITIES DIVISION
CASE MANAGEMENT BRANCH

ORGANIZATION CHART




STATE OF HAWAII
 DEPARTMENT OF HEALTH
 BEHAVIORAL HEALTH ADMINISTRATION
 DEVELOPMENTAL DISABILITIES DIVISION
 CASE MANAGEMENT BRANCH

POSITION ORGANIZATION CHART



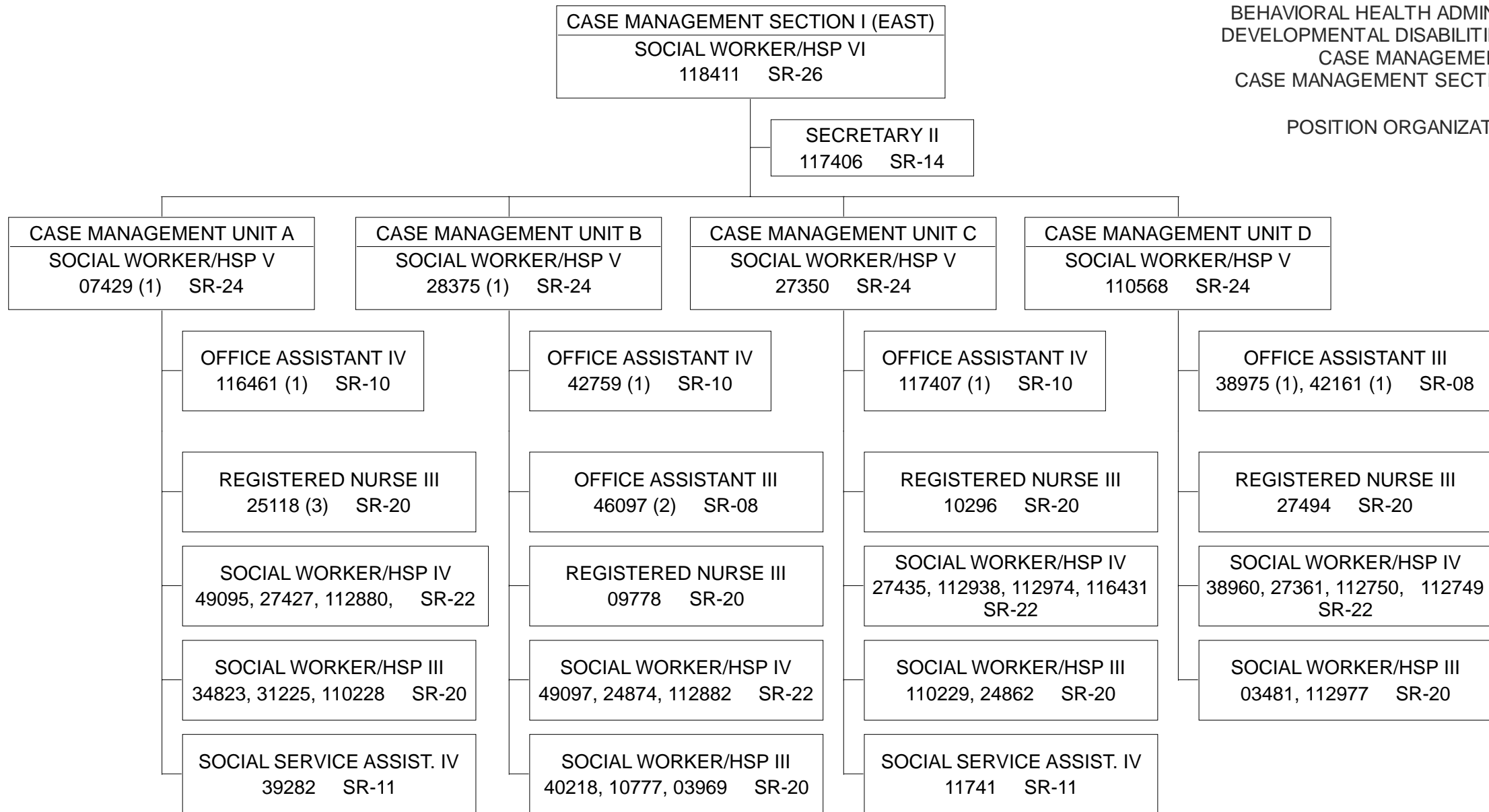
STATE OF HAWAII
DEPARTMENT OF HEALTH
BEHAVIORAL HEALTH ADMINISTRATION
DEVELOPMENTAL DISABILITIES DIVISION
CASE MANAGEMENT BRANCH
CASE MANAGEMENT SECTION I (EAST)

ORGANIZATION CHART



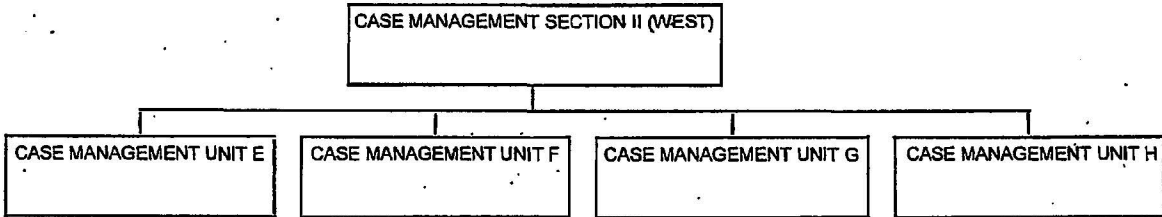
STATE OF HAWAII
 DEPARTMENT OF HEALTH
 BEHAVIORAL HEALTH ADMINISTRATION
 DEVELOPMENTAL DISABILITIES DIVISION
 CASE MANAGEMENT BRANCH
 CASE MANAGEMENT SECTION I (EAST)

POSITION ORGANIZATION CHART



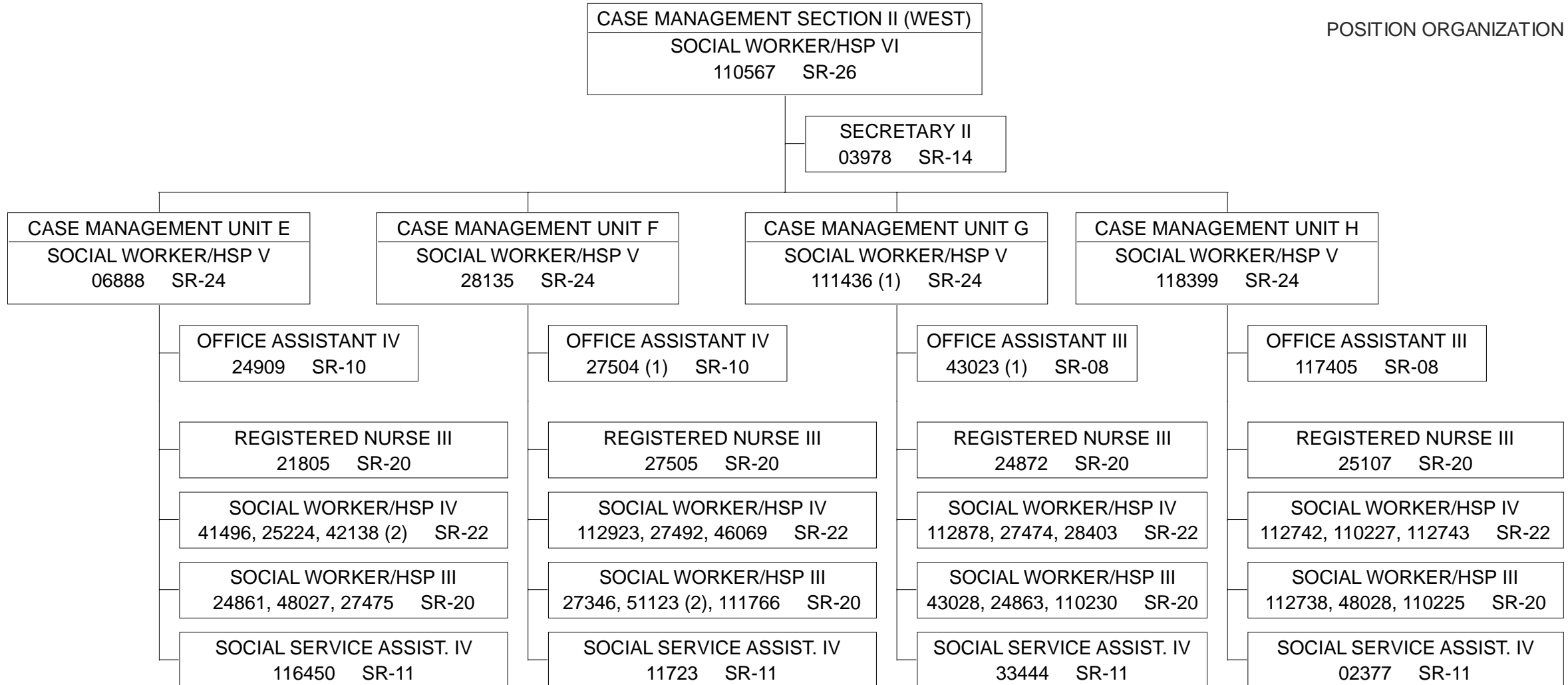
STATE OF HAWAII
DEPARTMENT OF HEALTH
BEHAVIORAL HEALTH ADMINISTRATION
DEVELOPMENTAL DISABILITIES DIVISION
CASE MANAGEMENT BRANCH
CASE MANAGEMENT SECTION II (WEST)

ORGANIZATION CHART



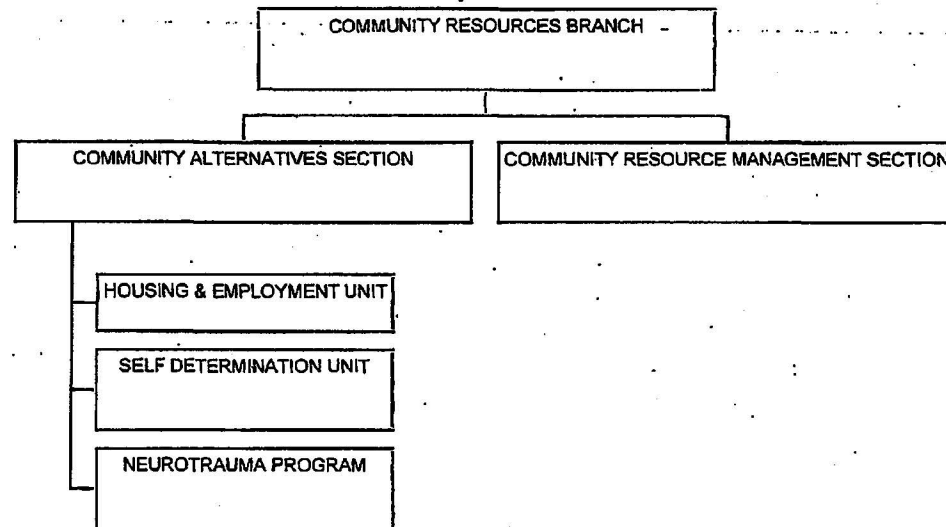
STATE OF HAWAII
 DEPARTMENT OF HEALTH
 BEHAVIORAL HEALTH ADMINISTRATION
 DEVELOPMENTAL DISABILITIES DIVISION
 CASE MANGEMENT BRANCH
 CASE MANAGEMENT SECTION II (WEST)

POSITION ORGANIZATION CHART



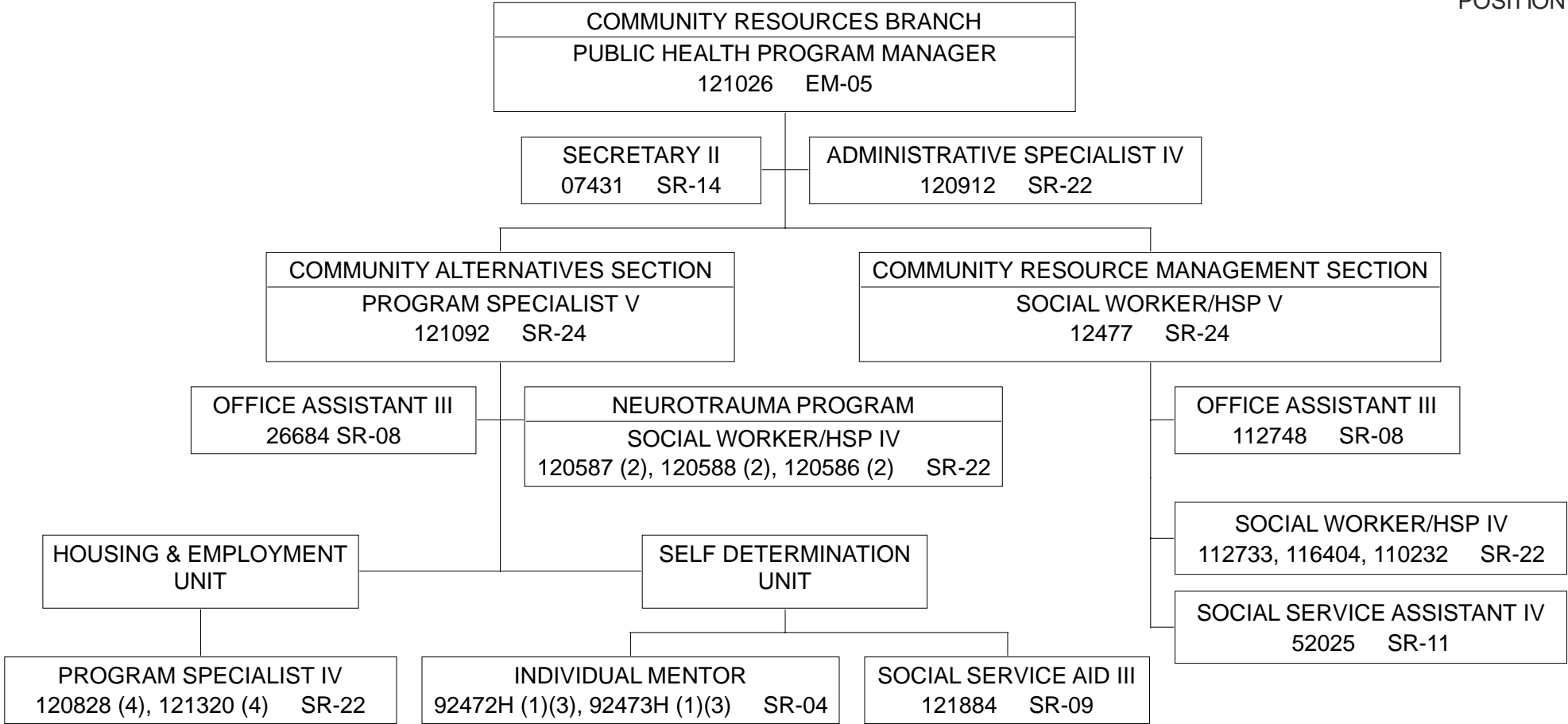
STATE OF HAWAII
DEPARTMENT OF HEALTH
BEHAVIORAL HEALTH ADMINISTRATION
DEVELOPMENTAL DISABILITIES DIVISION
COMMUNITY RESOURCES BRANCH

ORGANIZATION CHART



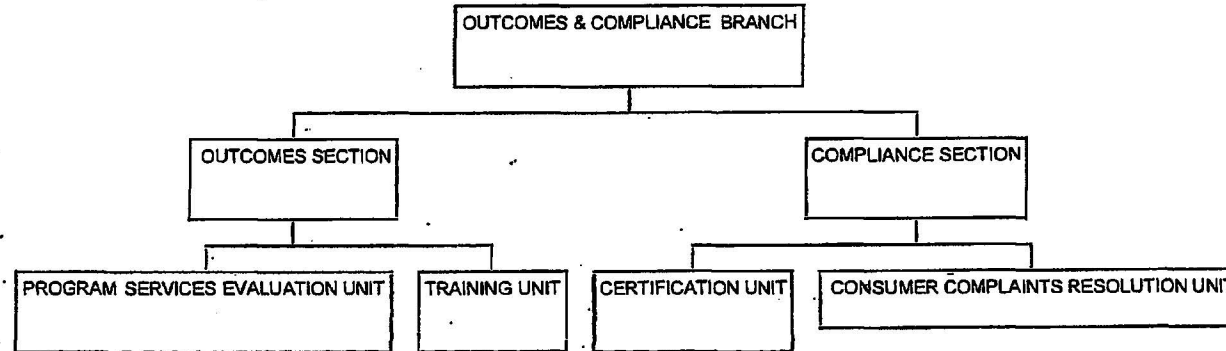
STATE OF HAWAII
 DEPARTMENT OF HEALTH
 BEHAVIORAL HEALTH ADMINISTRATION
 DEVELOPMENTAL DISABILITIES DIVISION
 COMMUNITY RESOURCES BRANCH

POSITION ORGANIZATION CHART



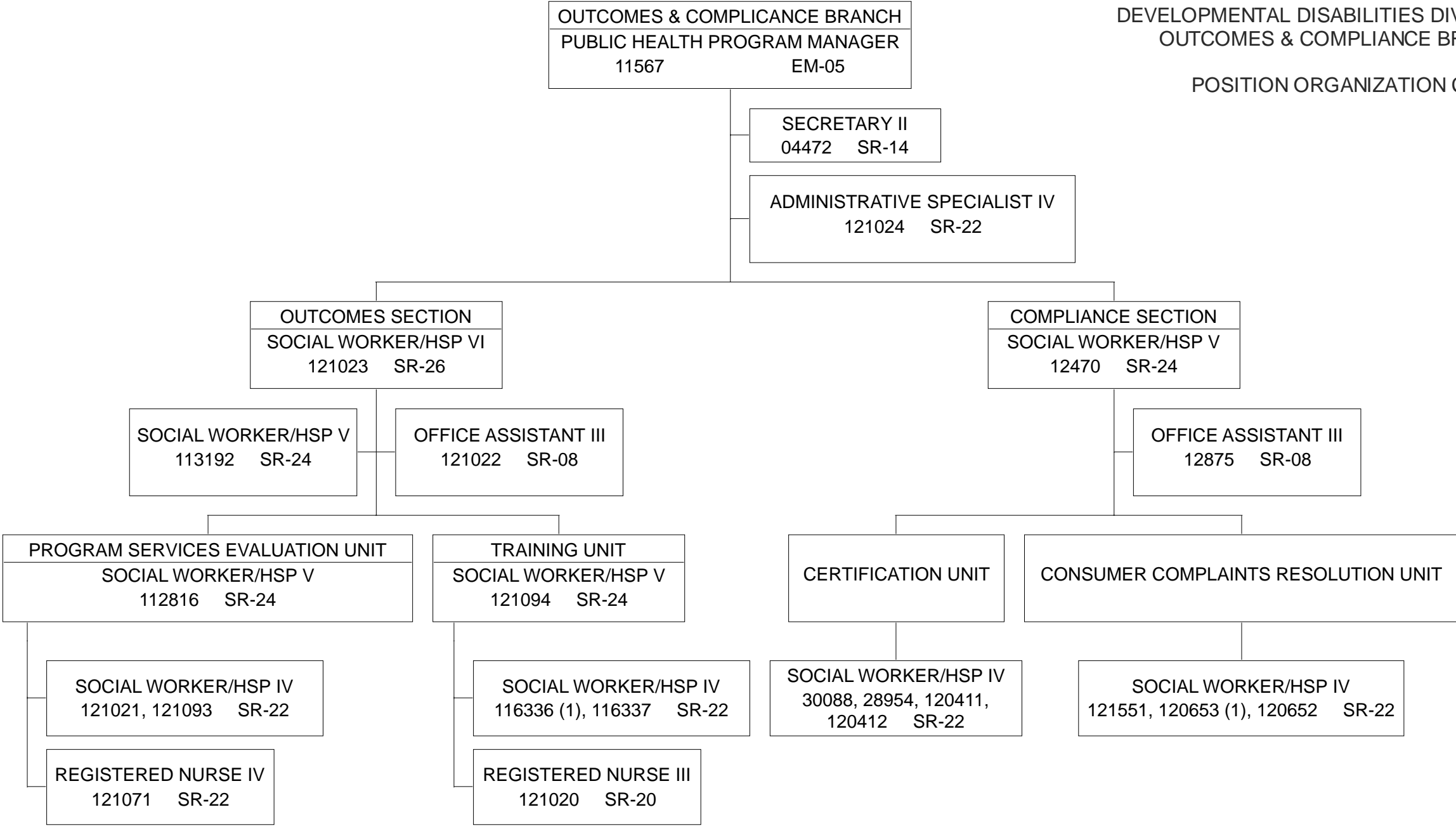
(1) TO BE ESTABLISHED.
 (2) NEUROTRAUMA SPECIAL FUND.
 (3) TEMPORARY, NTE 6/30/23.
 (4) TO BE ABOLISHED PER ACT 9/SLH 2020

STATE OF HAWAII
DEPARTMENT OF HEALTH
BEHAVIORAL HEALTH ADMINISTRATION
DEVELOPMENTAL DISABILITIES DIVISION
OUTCOMES & COMPLIANCE BRANCH
ORGANIZATION CHART



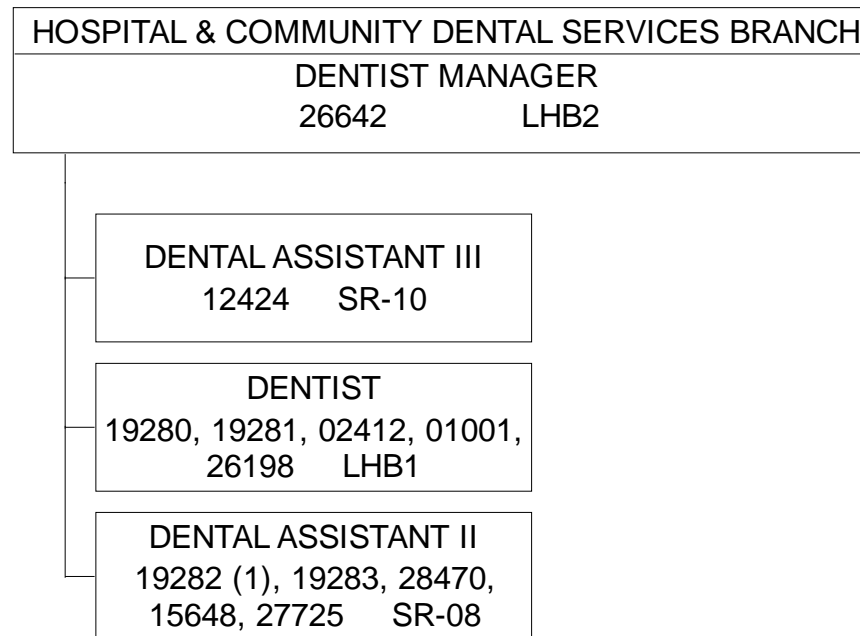
STATE OF HAWAII
 DEPARTMENT OF HEALTH
 BEHAVIORAL HEALTH ADMINISTRATION
 DEVELOPMENTAL DISABILITIES DIVISION
 OUTCOMES & COMPLIANCE BRANCH

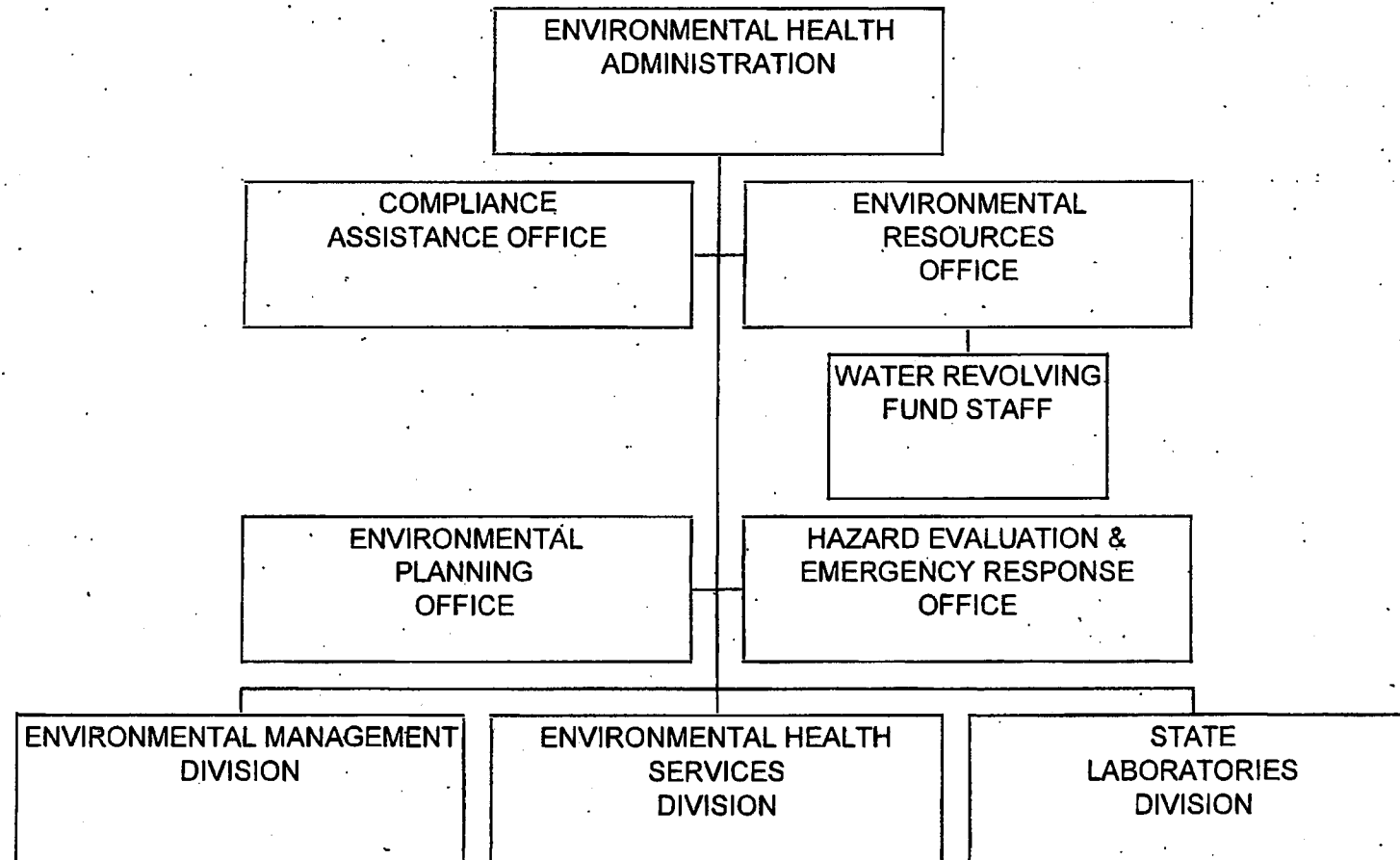
POSITION ORGANIZATION CHART



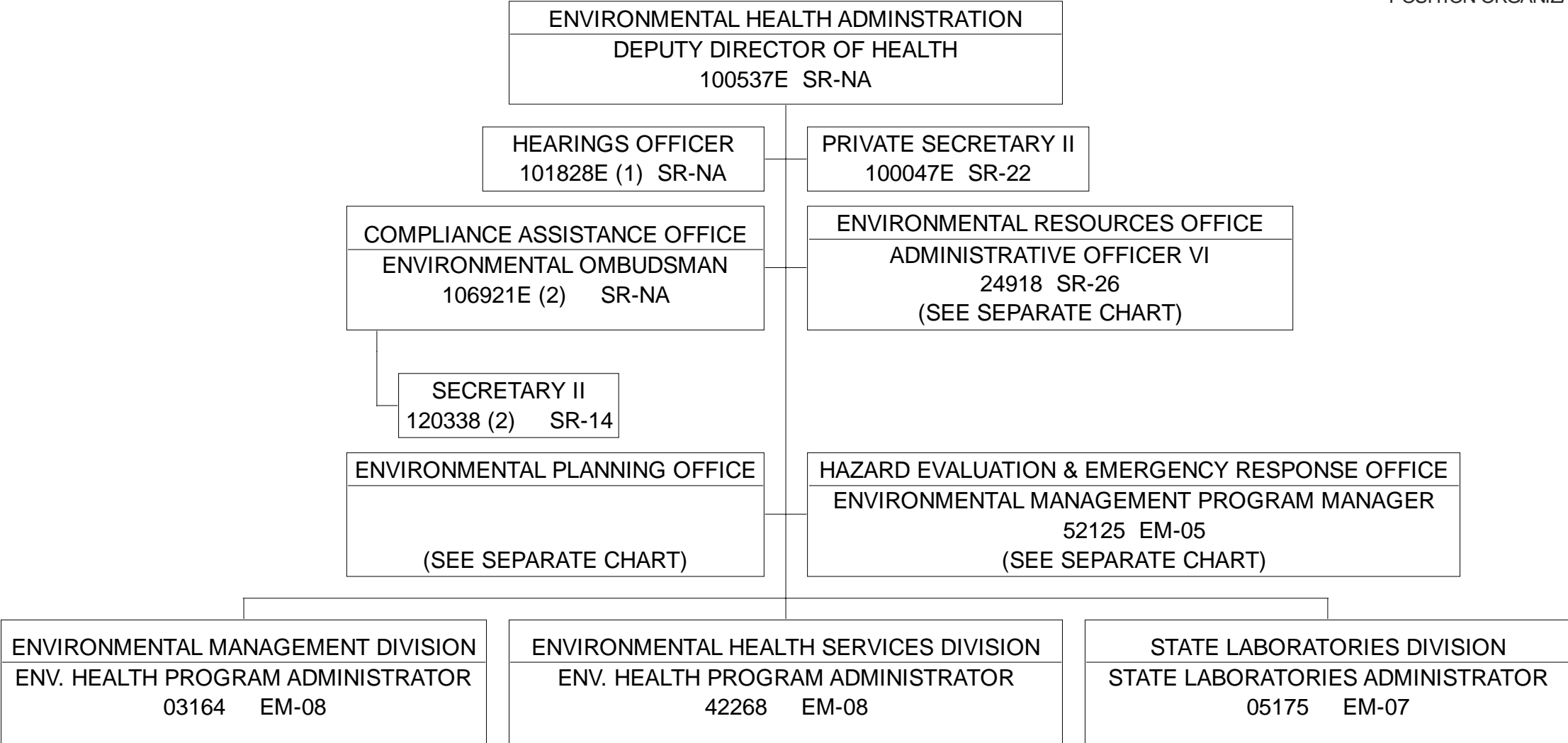
STATE OF HAWAII
DEPARTMENT OF HEALTH
BEHAVIORAL HEALTH ADMINISTRATION
DEVELOPMENTAL DISABILITIES DIVISION
HOSPITAL & COMMUNITY DENTAL SERVICES BRANCH

POSITION ORGANIZATION CHART



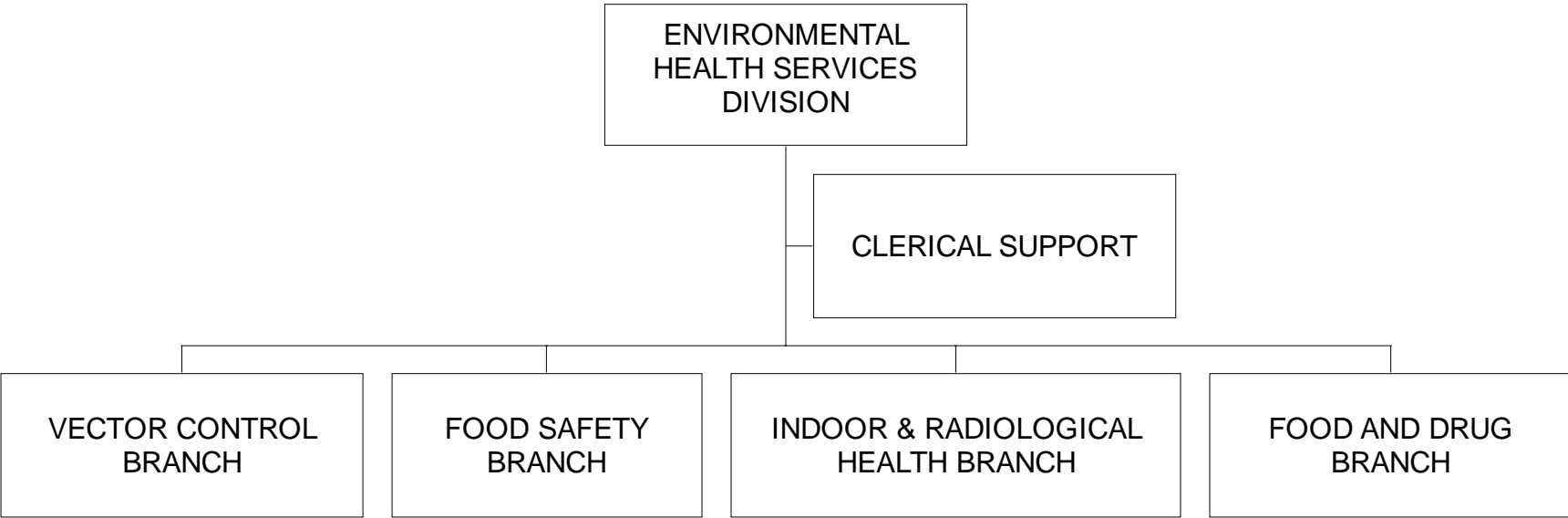


POSITION ORGANIZATION CHART



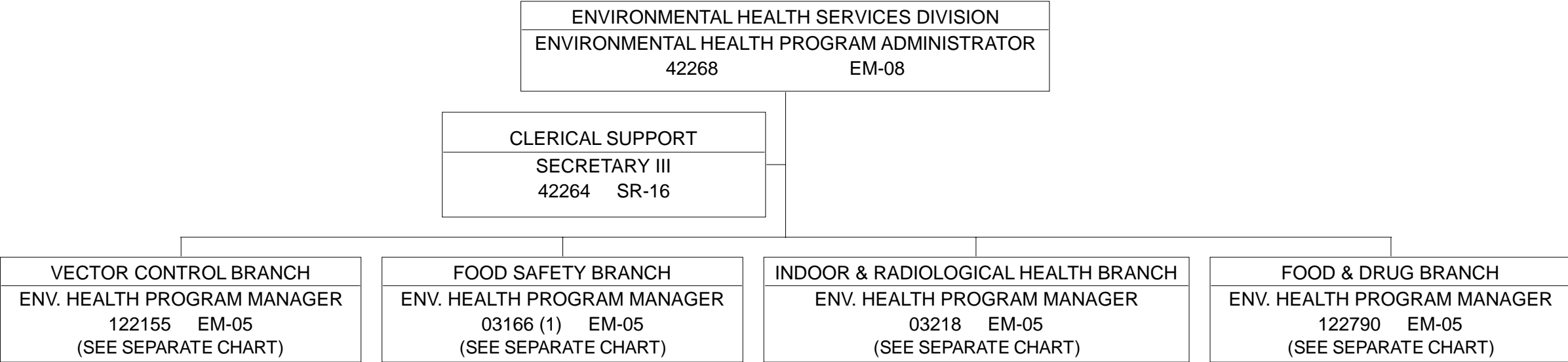
STATE OF HAWAII
DEPARTMENT OF HEALTH
ENVIRONMENTAL HEALTH ADMINISTRATION
ENVIRONMENTAL HEALTH SERVICES DIVISION

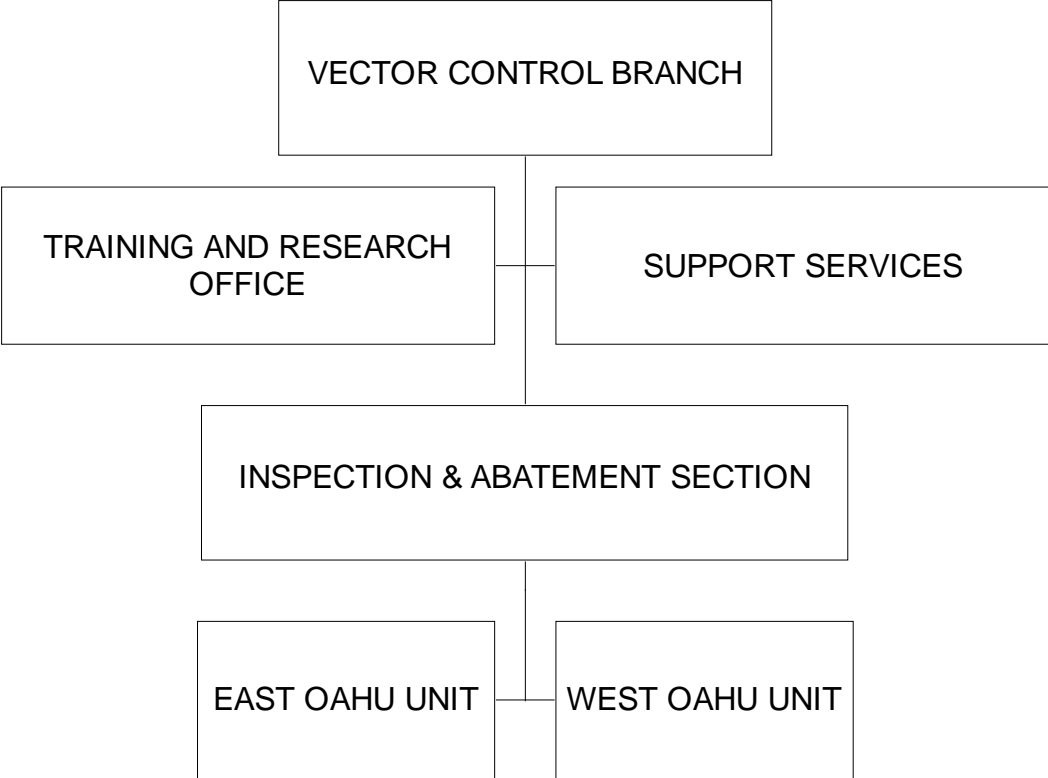
ORGANIZATION CHART



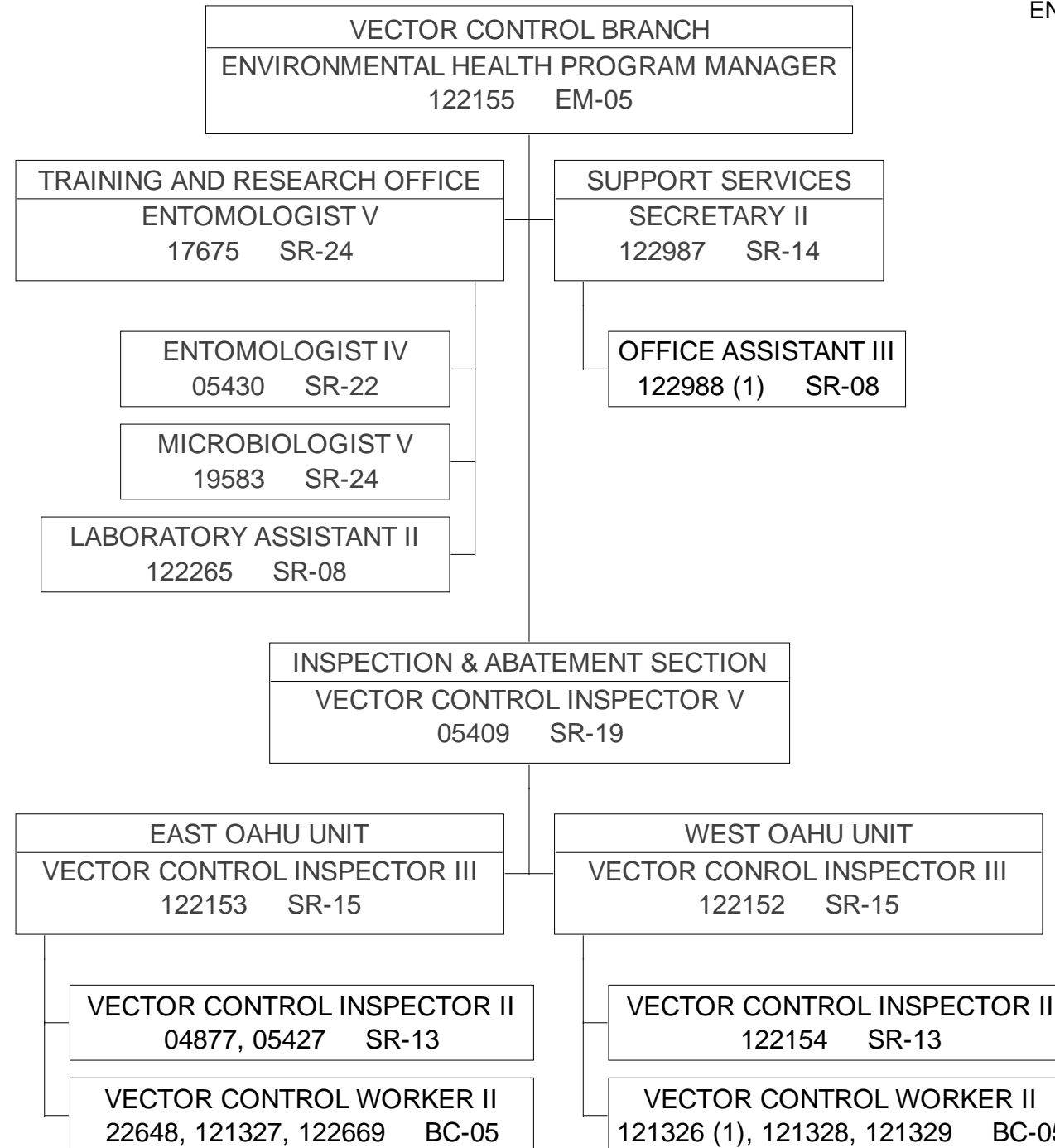
STATE OF HAWAII
 DEPARTMENT OF HEALTH
 ENVIRONMENTAL HEALTH ADMINISTRATION
 ENVIRONMENTAL HEALTH SERVICES DIVISION

POSITION ORGANIZATION CHART





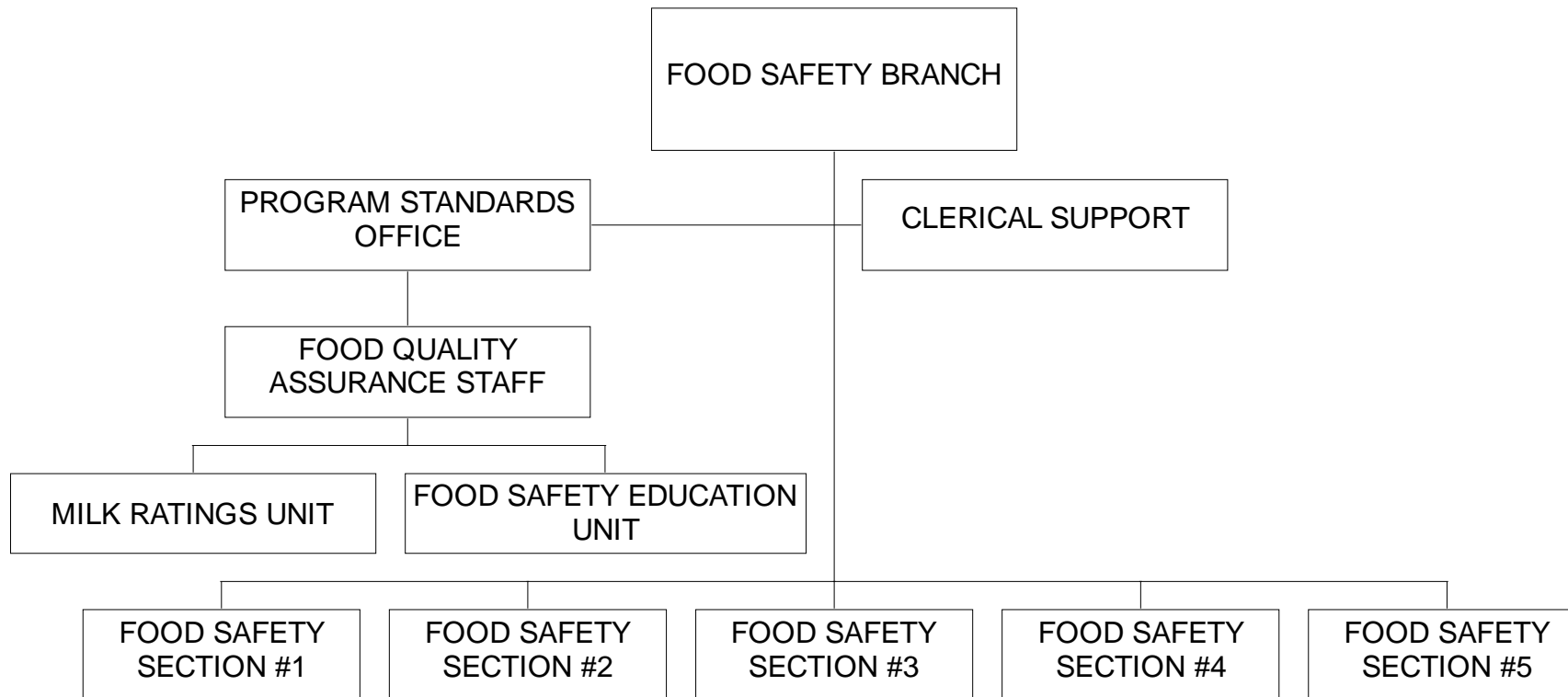
POSITION ORGANIZATION CHART



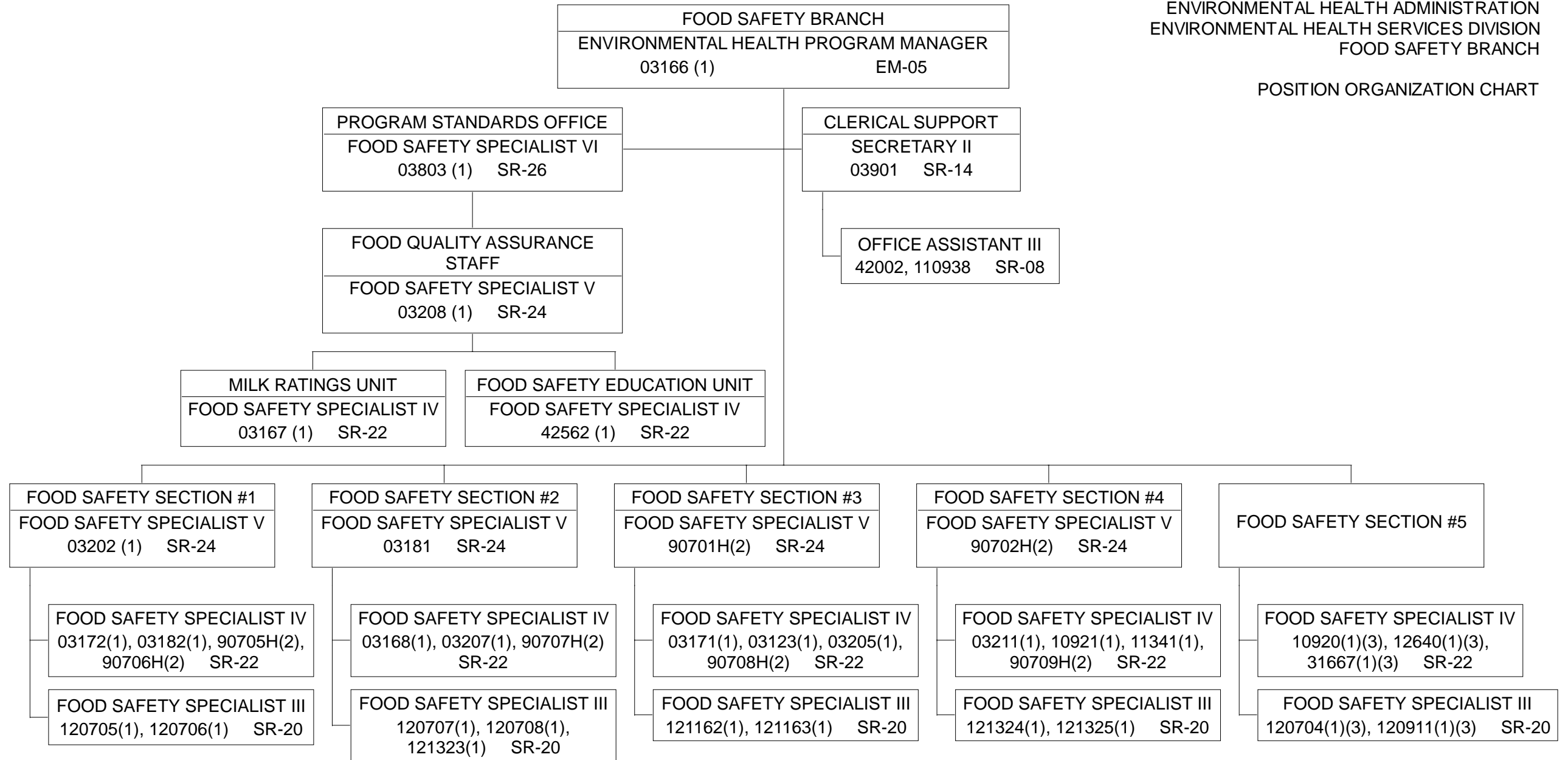
1) TO BE ABOLISHED PER ACT 9/SLH 2020

STATE OF HAWAII
DEPARTMENT OF HEALTH
ENVIRONMENTAL HEALTH ADMINISTRATION
ENVIRONMENTAL HEALTH SERVICES DIVISION
FOOD SAFETY BRANCH

ORGANIZATION CHART



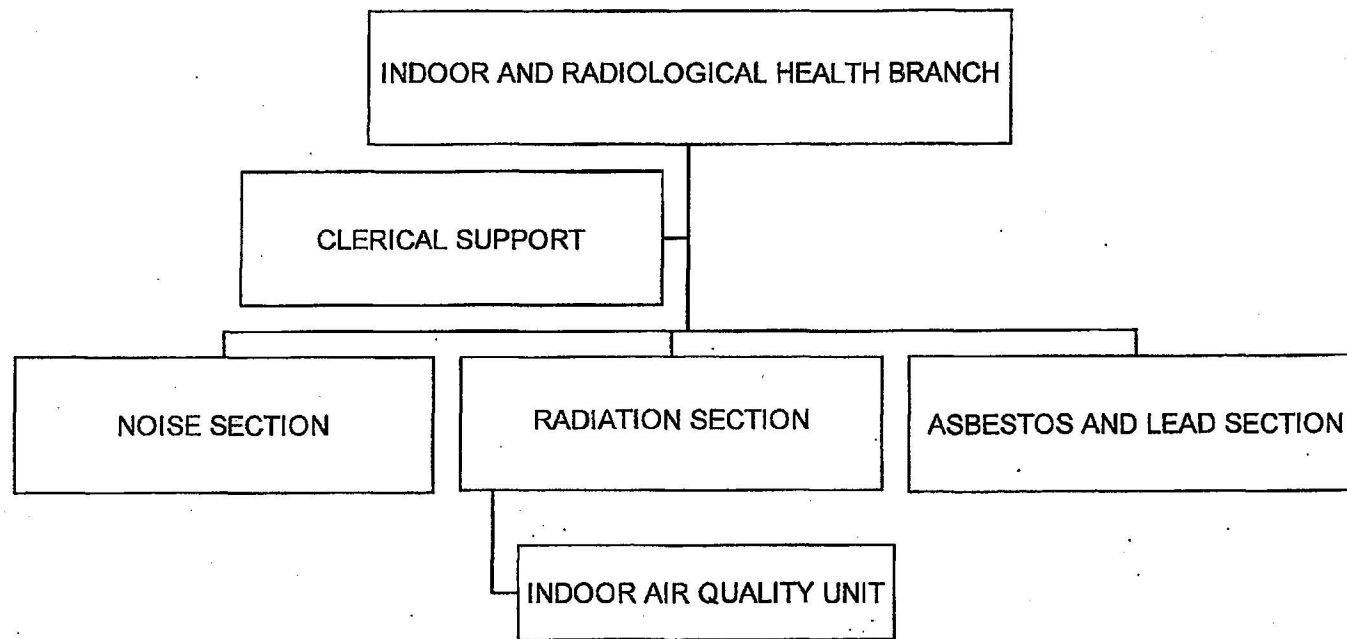
POSITION ORGANIZATION CHART



(1) TO BE REDESCRIBED.
 (2) TO BE ESTABLISHED.
 (3) SUPERVISED BY ENV. HLTH
 PROG MANAGER (#03166).

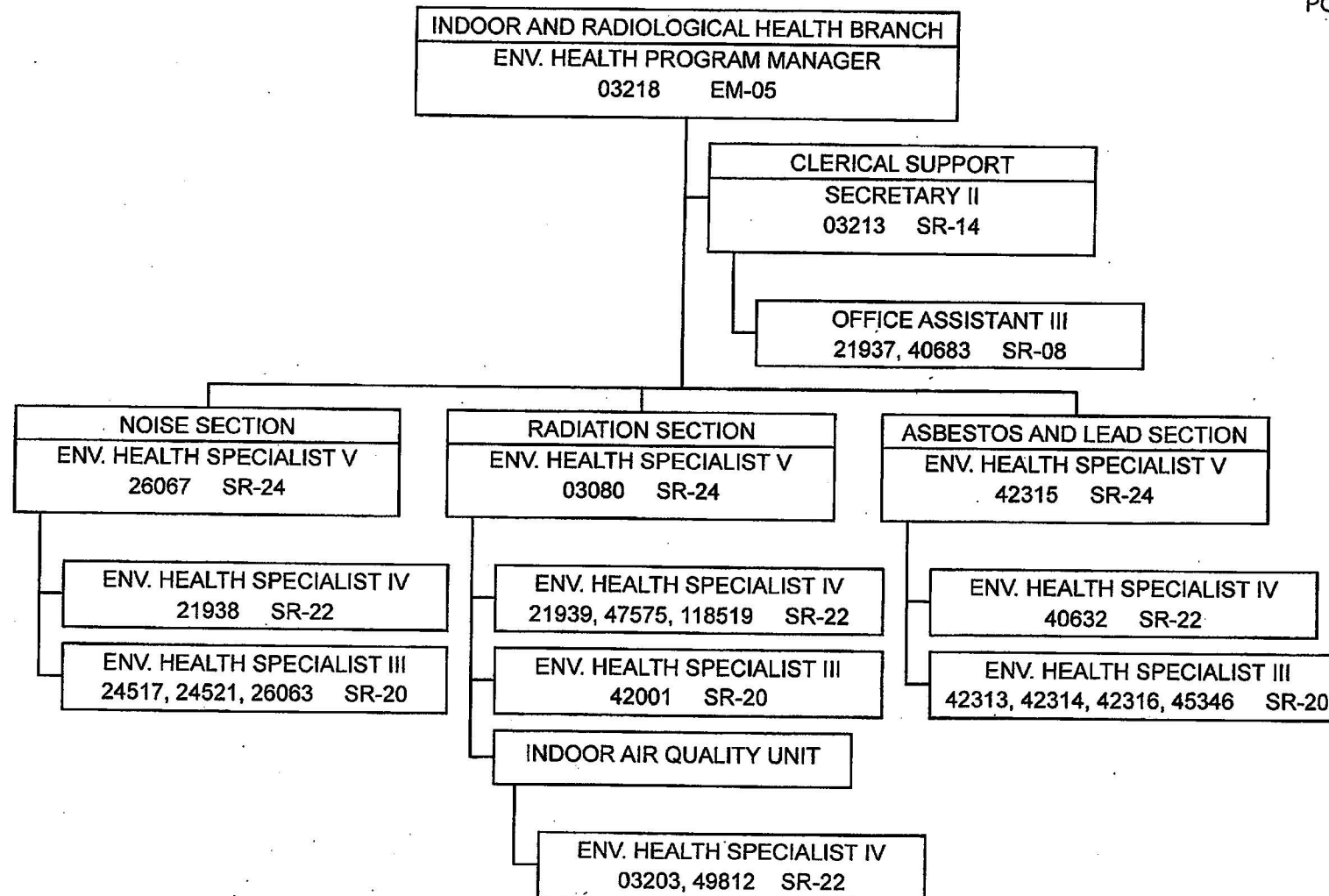
STATE OF HAWAII
DEPARTMENT OF HEALTH
ENVIRONMENTAL HEALTH ADMINISTRATION
ENVIRONMENTAL HEALTH SERVICES DIVISION
INDOOR AND RADIOLOGICAL HEALTH BRANCH

ORGANIZATION CHART

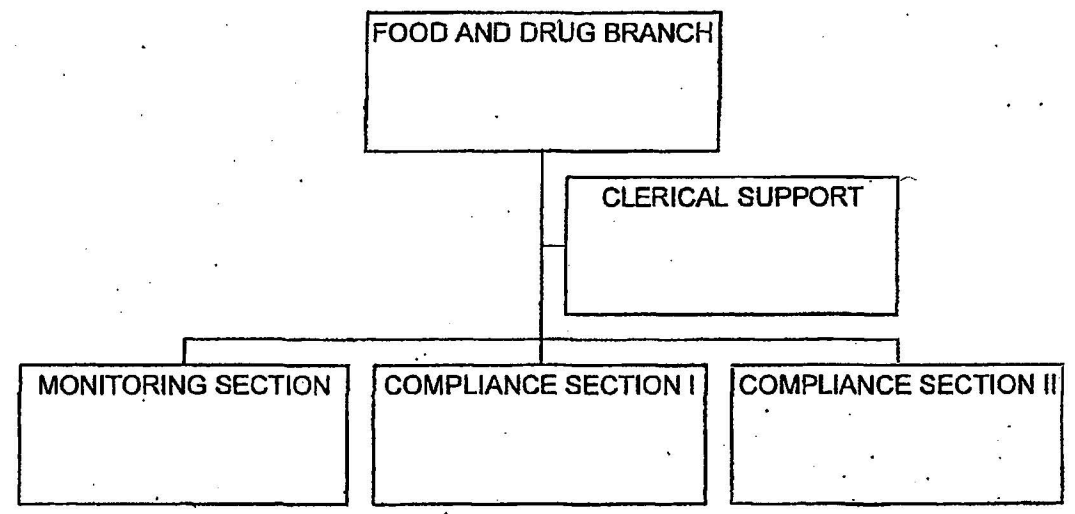


STATE OF HAWAII
 DEPARTMENT OF HEALTH
 ENVIRONMENTAL HEALTH ADMINISTRATION
 ENVIRONMENTAL HEALTH SERVICES DIVISION
 INDOOR AND RADIOLOGICAL HEALTH BRANCH

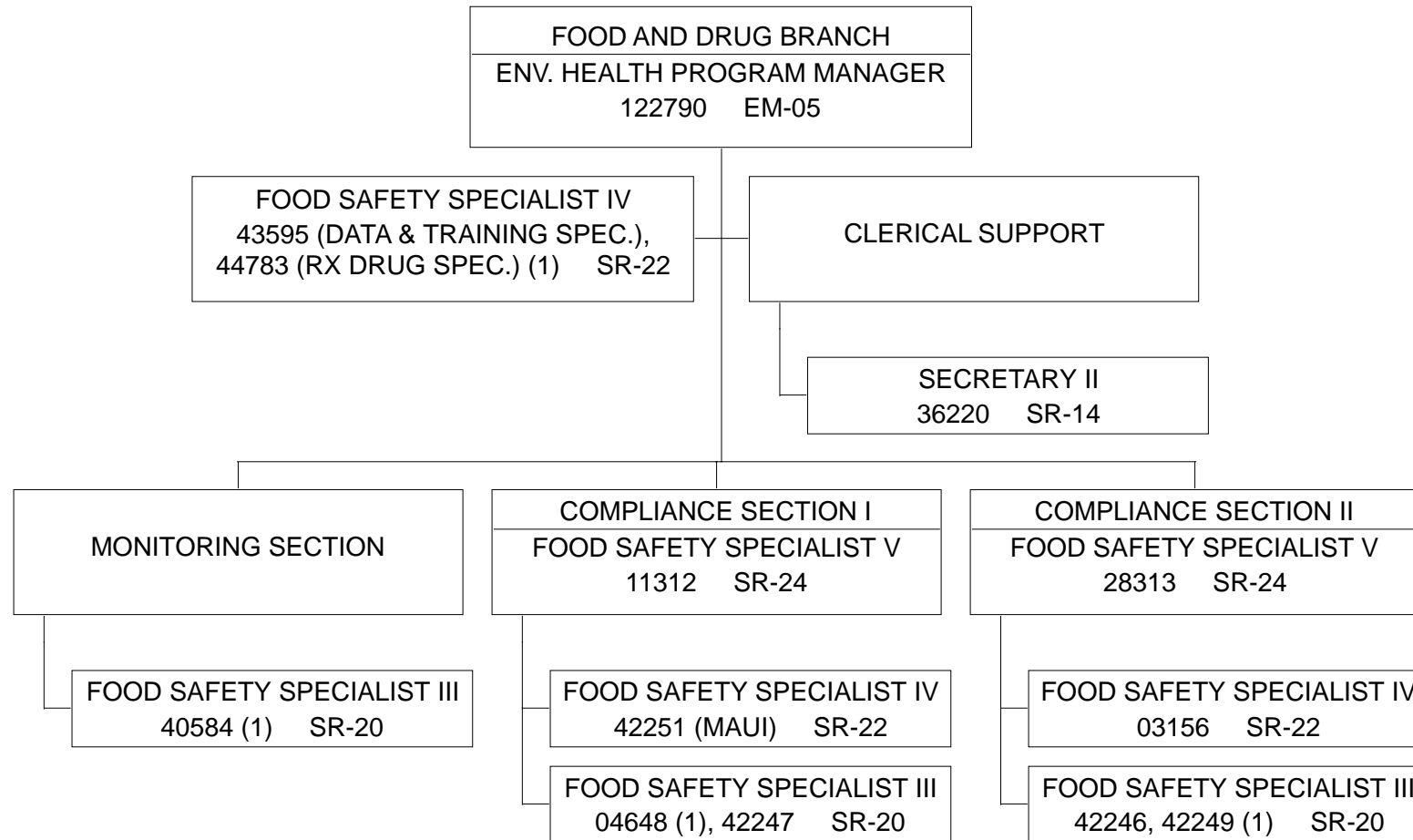
POSITION ORGANIZATION CHART



STATE OF HAWAII
DEPARTMENT OF HEALTH
ENVIRONMENTAL HEALTH ADMINISTRATION
ENVIRONMENTAL HEALTH SERVICES DIVISION
FOOD & DRUG BRANCH
ORGANIZATION CHART

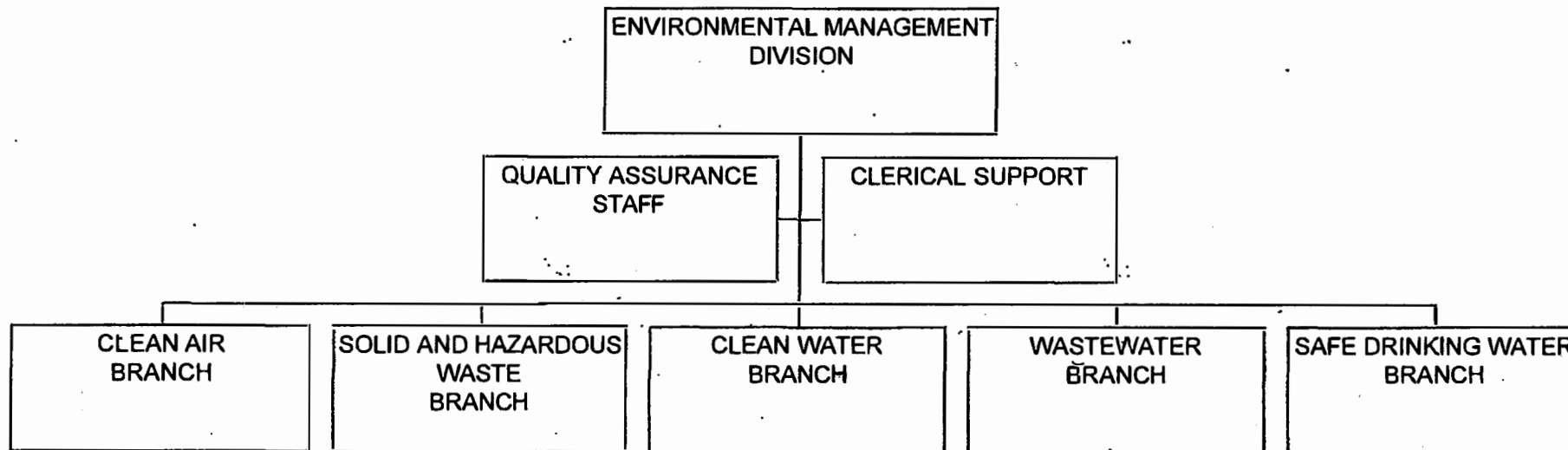


POSITION ORGANIZATION CHART



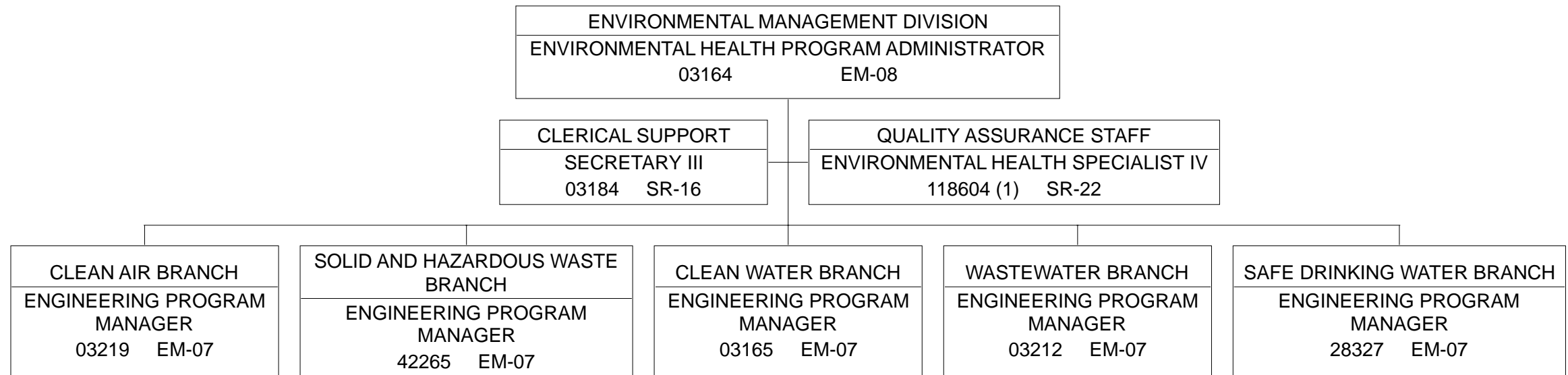
STATE OF HAWAII
DEPARTMENT OF HEALTH
ENVIRONMENTAL HEALTH ADMINISTRATION
ENVIRONMENTAL MANAGEMENT DIVISION

ORGANIZATION CHART

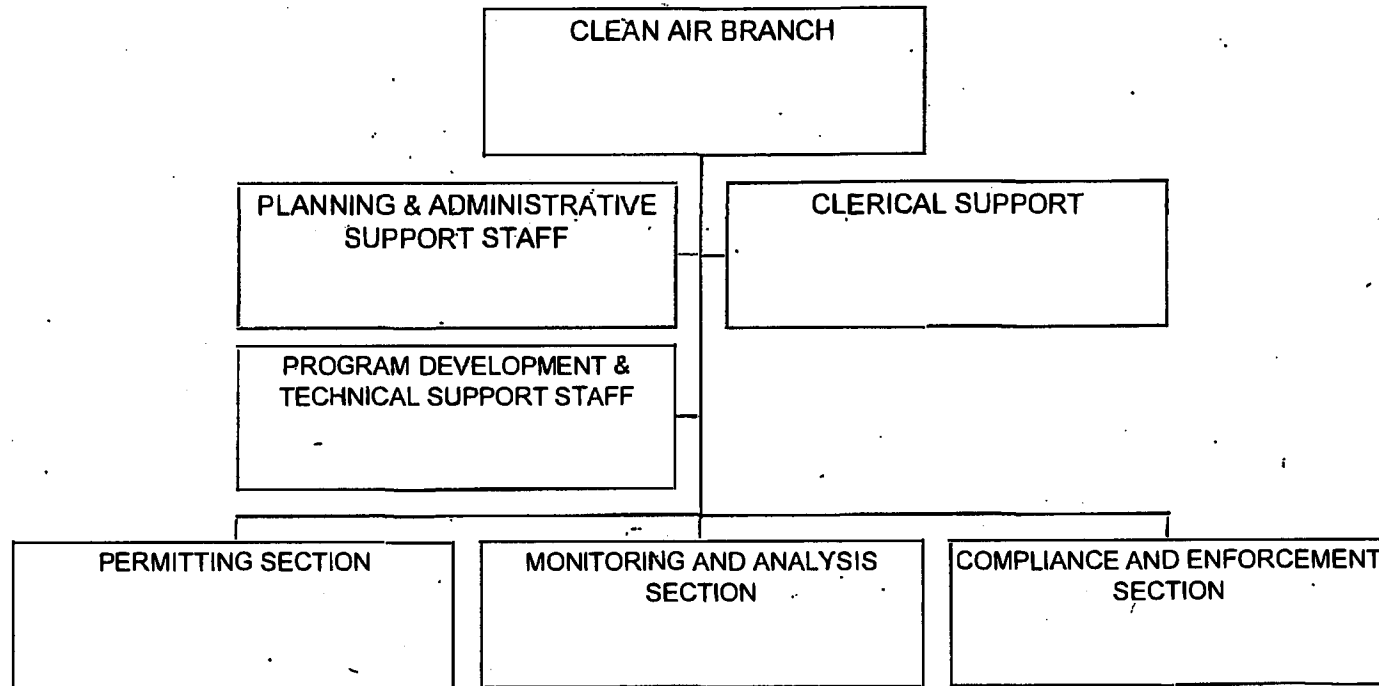


STATE OF HAWAII
 DEPARTMENT OF HEALTH
 ENVIRONMENTAL HEALTH ADMINISTRATION
 ENVIRONMENTAL MANAGEMENT DIVISION

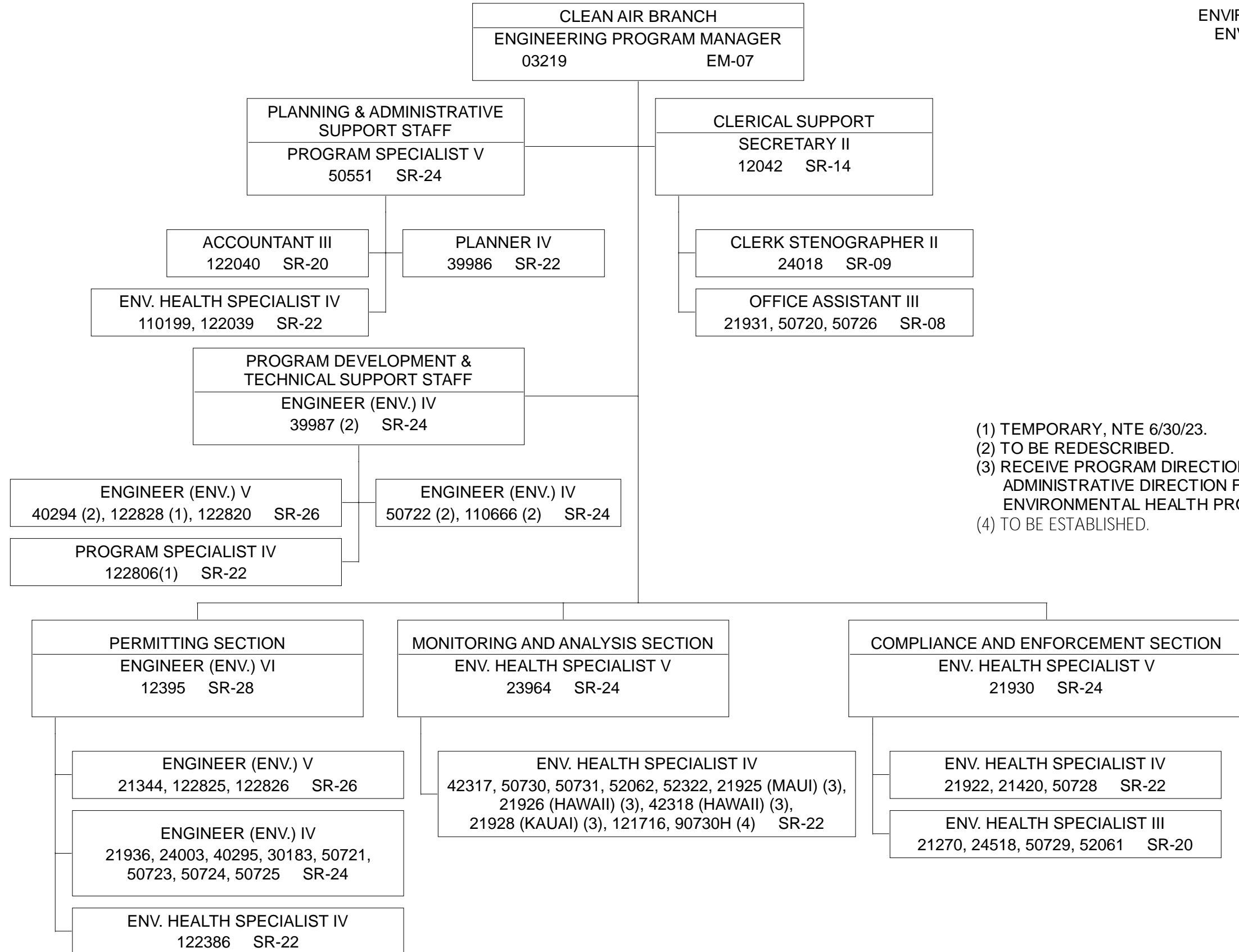
POSITION ORGANIZATION CHART



STATE OF HAWAII
DEPARTMENT OF HEALTH
ENVIRONMENTAL HEALTH ADMINISTRATION
ENVIRONMENTAL MANAGEMENT DIVISION
CLEAN AIR BRANCH
ORGANIZATION CHART



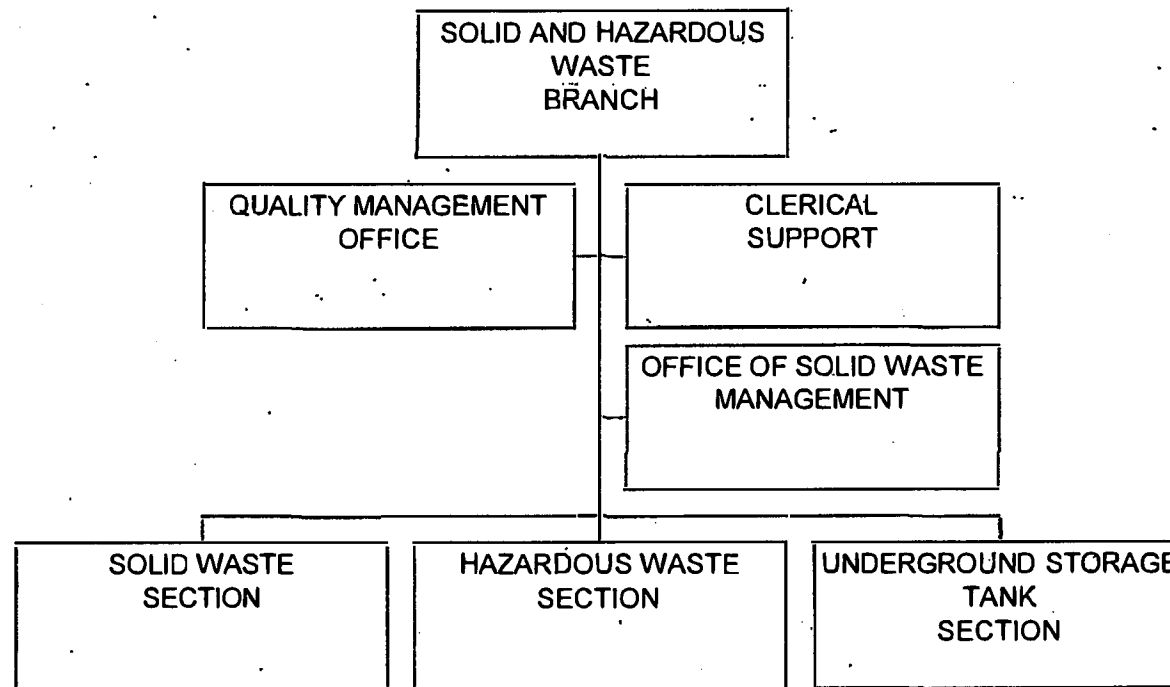
POSITION ORGANIZATION CHART

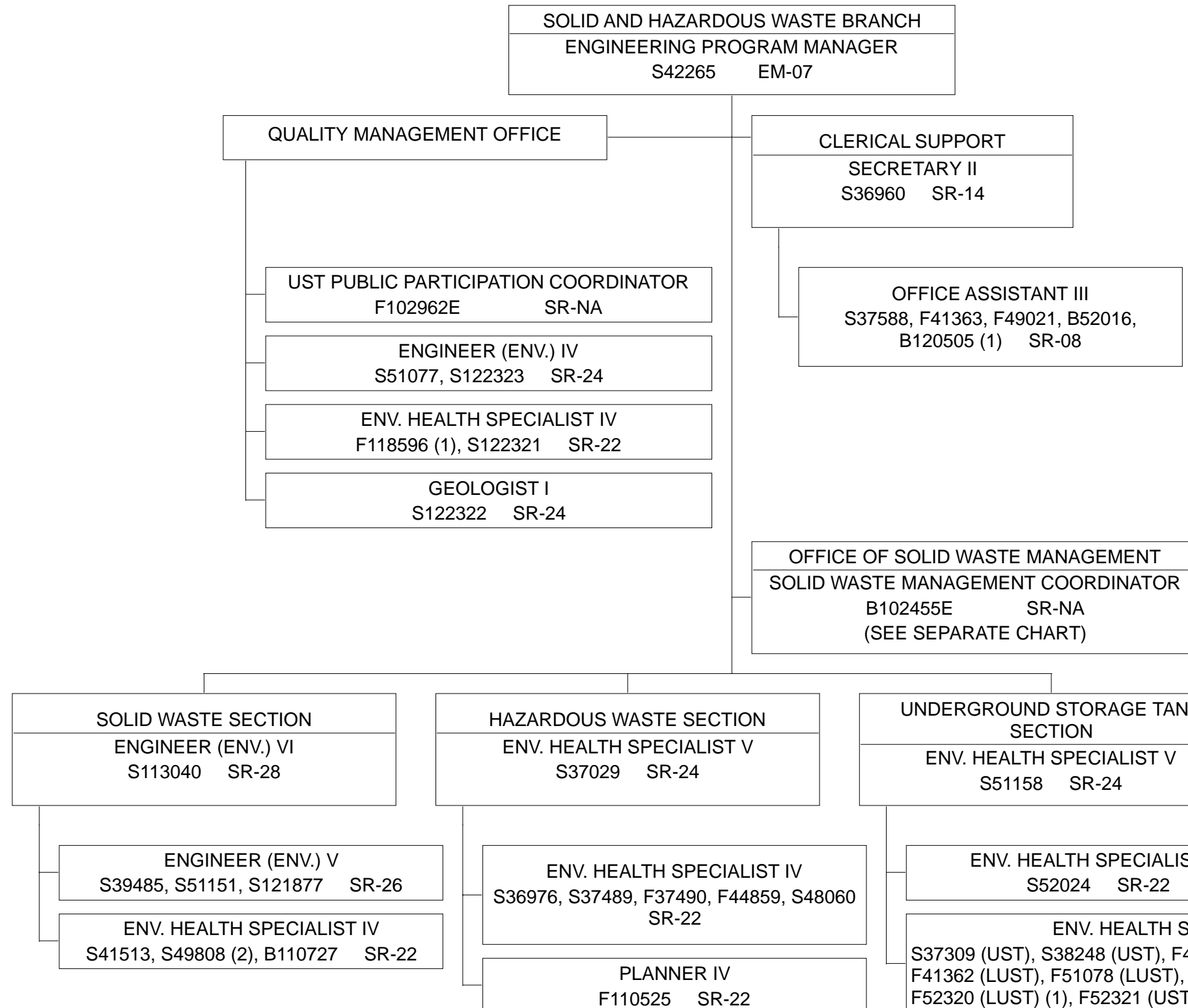


- (1) TEMPORARY, NTE 6/30/23.
- (2) TO BE REDESCRIBED.
- (3) RECEIVE PROGRAM DIRECTION FROM OAHU AND ADMINISTRATIVE DIRECTION FROM NEIGHBOR ISLAND DISTRICT ENVIRONMENTAL HEALTH PROGRAM CHIEFS.
- (4) TO BE ESTABLISHED.

STATE OF HAWAII
DEPARTMENT OF HEALTH
ENVIRONMENTAL HEALTH ADMINISTRATION
ENVIRONMENTAL MANAGEMENT DIVISION
SOLID AND HAZARDOUS WASTE BRANCH

ORGANIZATION CHART



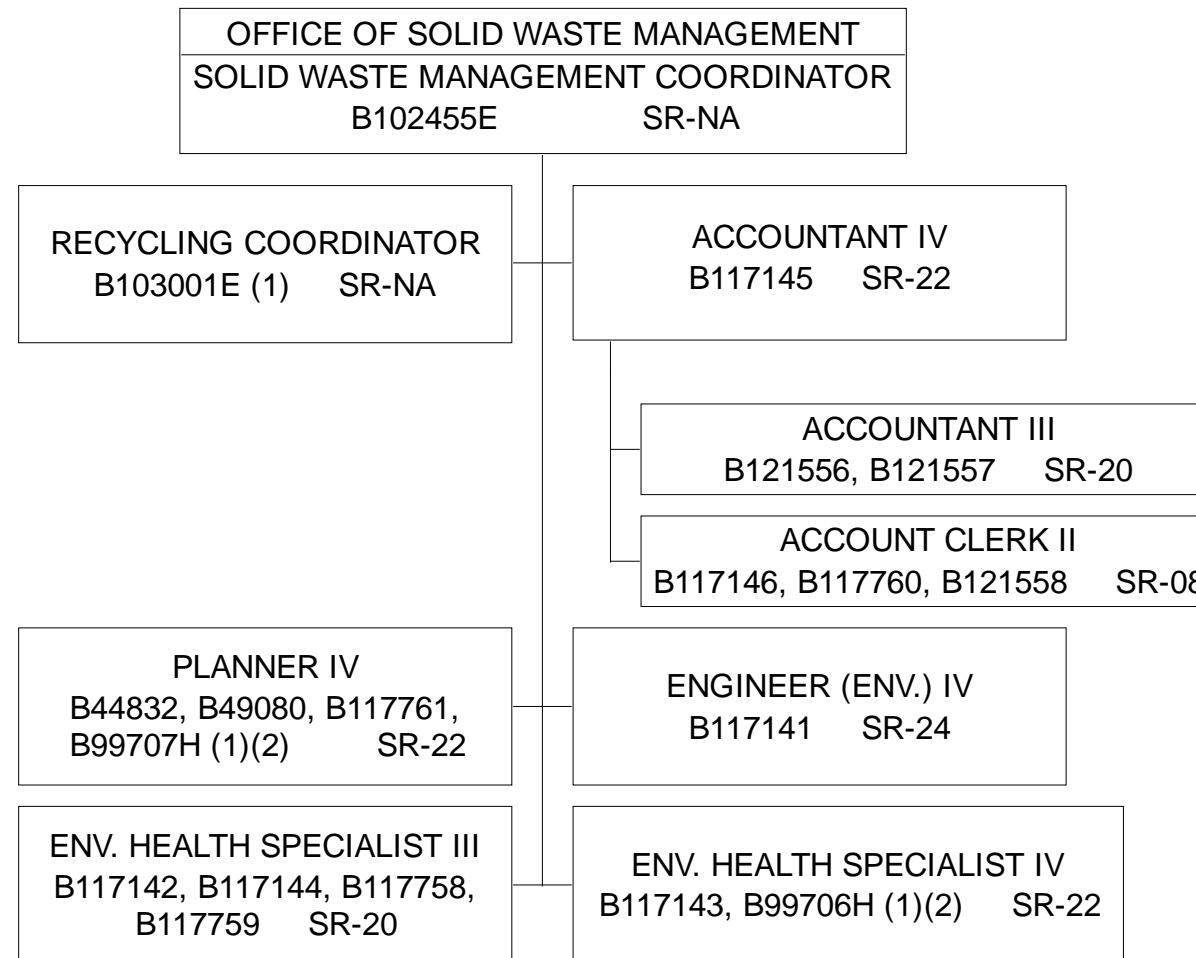


S - STATE FUNDS
 F - FEDERAL FUNDS
 B - SPECIAL FUNDS

(1) TEMPORARY, NTE 6/30/23.
 (2) TO BE ABOLISHED PER ACT 9, SLH 2020.

STATE OF HAWAII
 DEPARTMENT OF HEALTH
 ENVIRONMENTAL HEALTH ADMINISTRATION
 ENVIRONMENTAL MANAGEMENT DIVISION
 SOLID AND HAZARDOUS WASTE BRANCH
 OFFICE OF SOLID WASTE MANAGEMENT

POSITION ORGANIZATION CHART

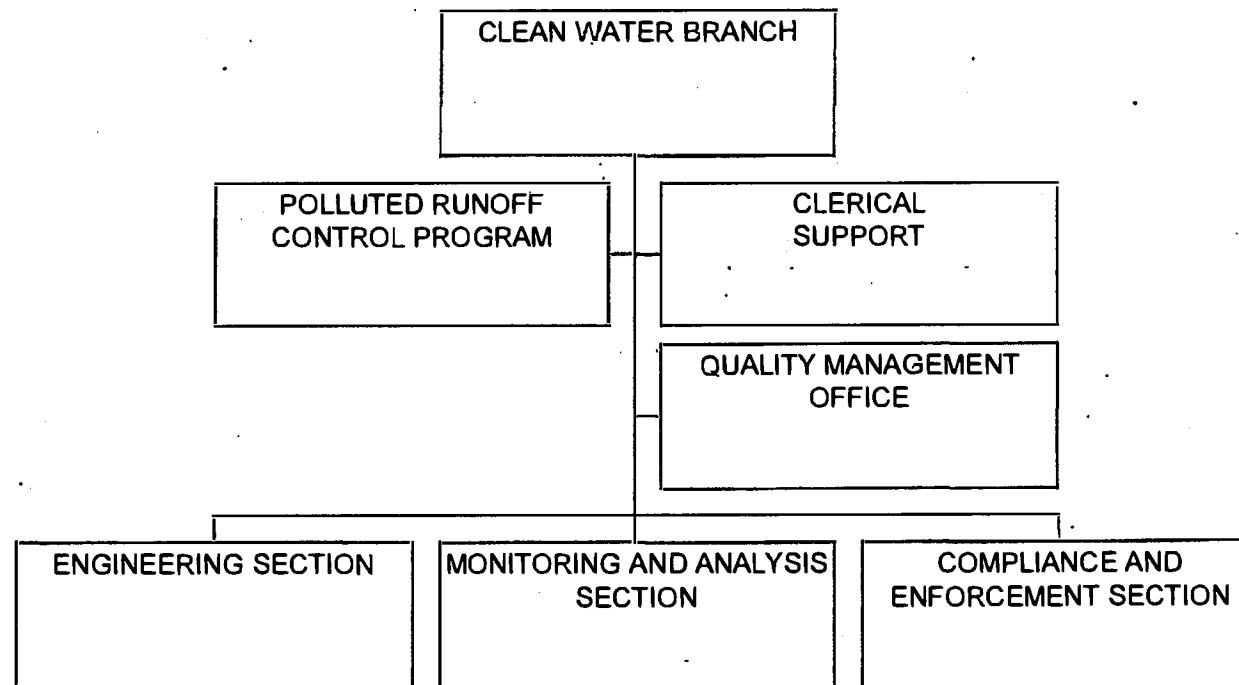


S - STATE FUNDS
 F - FEDERAL FUNDS
 B - SPECIAL FUNDS
 W - REVOLVING FUNDS

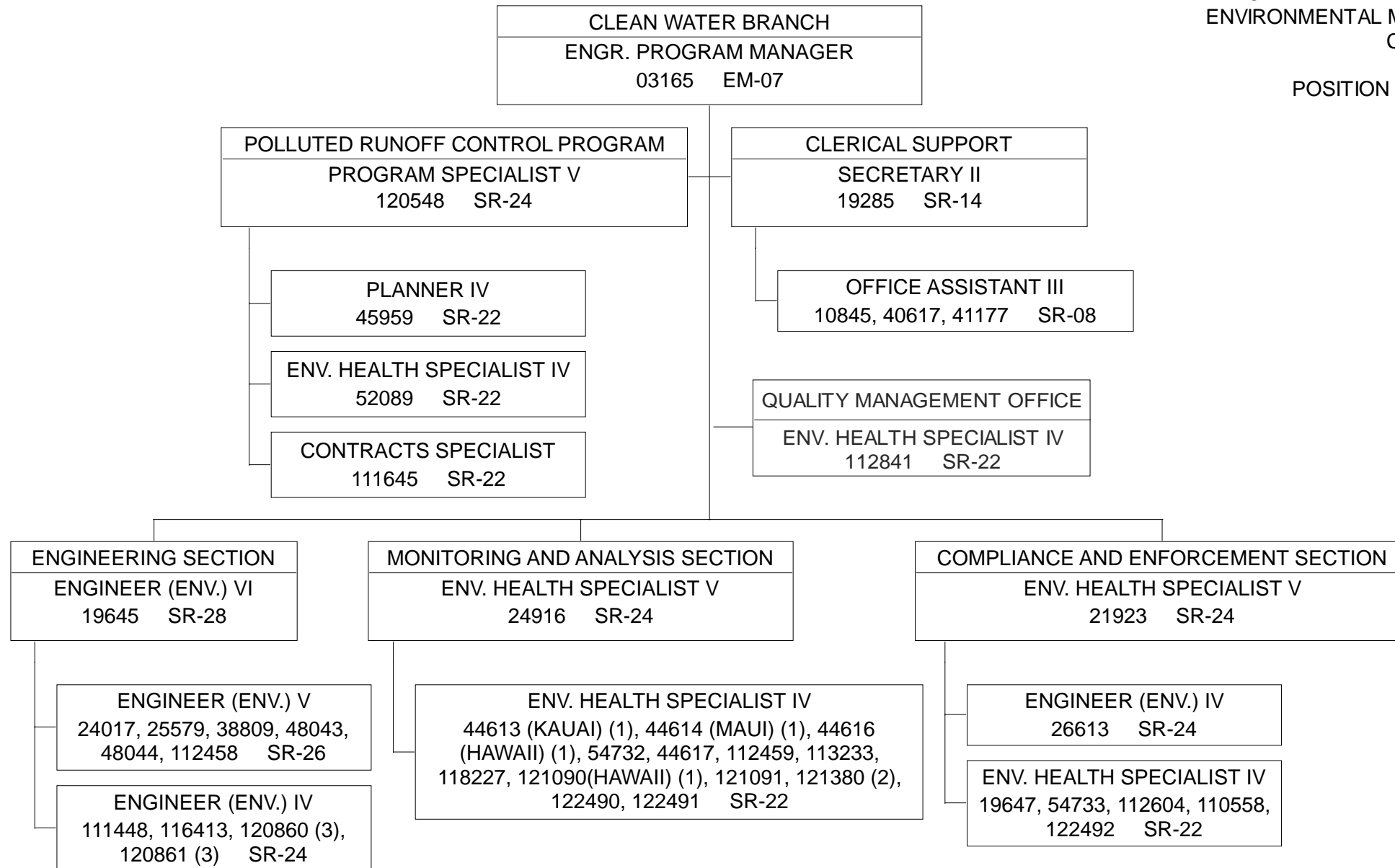
(1) TEMPORARY, NTE 6/30/23.
 (2) TO BE ESTABLISHED
 (AUTH. BY ACT053/SLH2018)

STATE OF HAWAII
DEPARTMENT OF HEALTH
ENVIRONMENTAL HEALTH ADMINISTRATION
ENVIRONMENTAL MANAGEMENT DIVISION
CLEAN WATER BRANCH

ORGANIZATION CHART

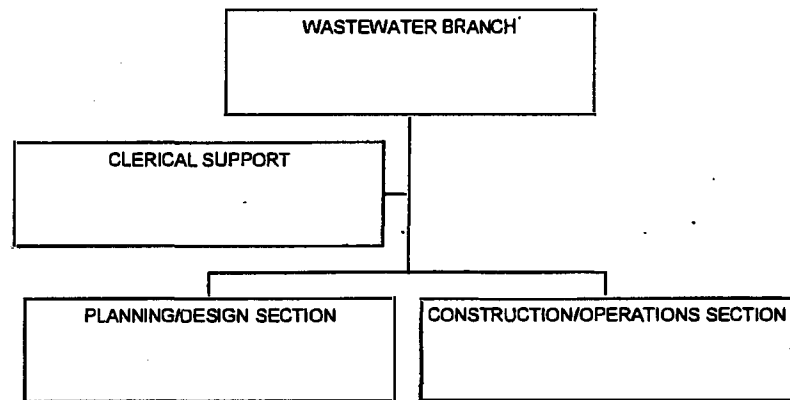


POSITION ORGANIZATION CHART

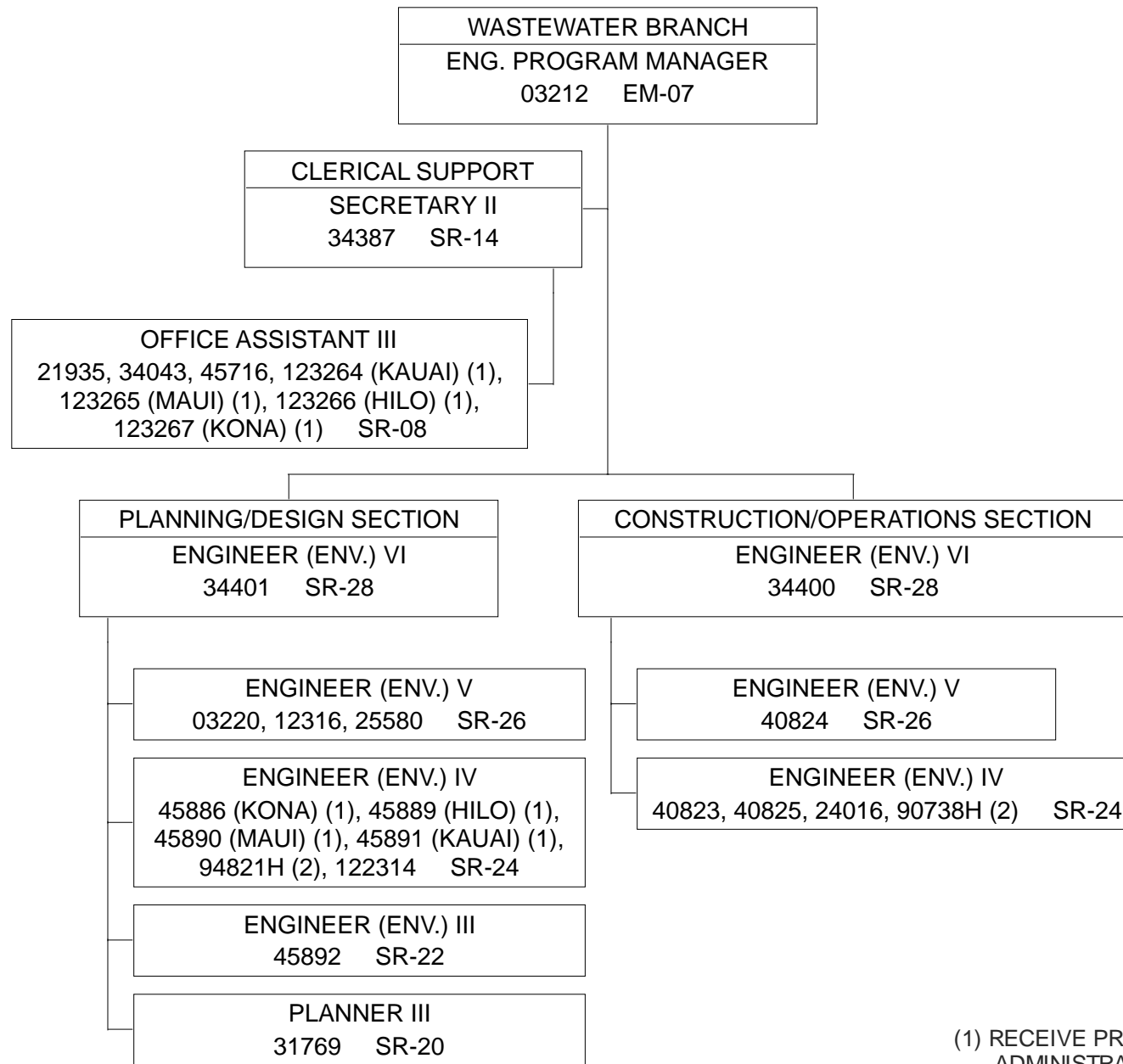


(1) RECEIVES PROGRAM DIRECTION FROM OAHU AND ADMINISTRATIVE DIRECTION FROM NEIGHBOR ISLAND DISTRICT ENVIRONMENTAL HEALTH PROGRAM CHIEFS.
 (2) TEMPORARY, NTE 6/30/23.
 (3) DOT FUNDED POSITIONS. June 30, 2021

STATE OF HAWAII
DEPARTMENT OF HEALTH
ENVIRONMENTAL HEALTH ADMINISTRATION
ENVIRONMENTAL MANAGEMENT DIVISION
WASTEWATER BRANCH
ORGANIZATION CHART

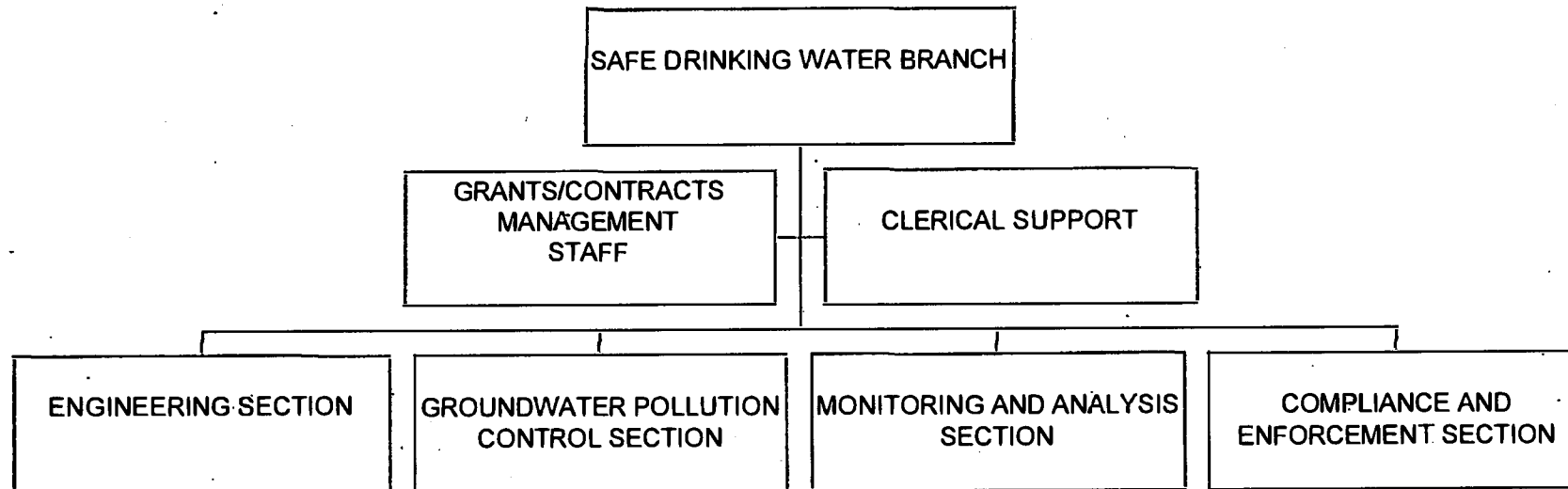


POSITION ORGANIZATION CHART

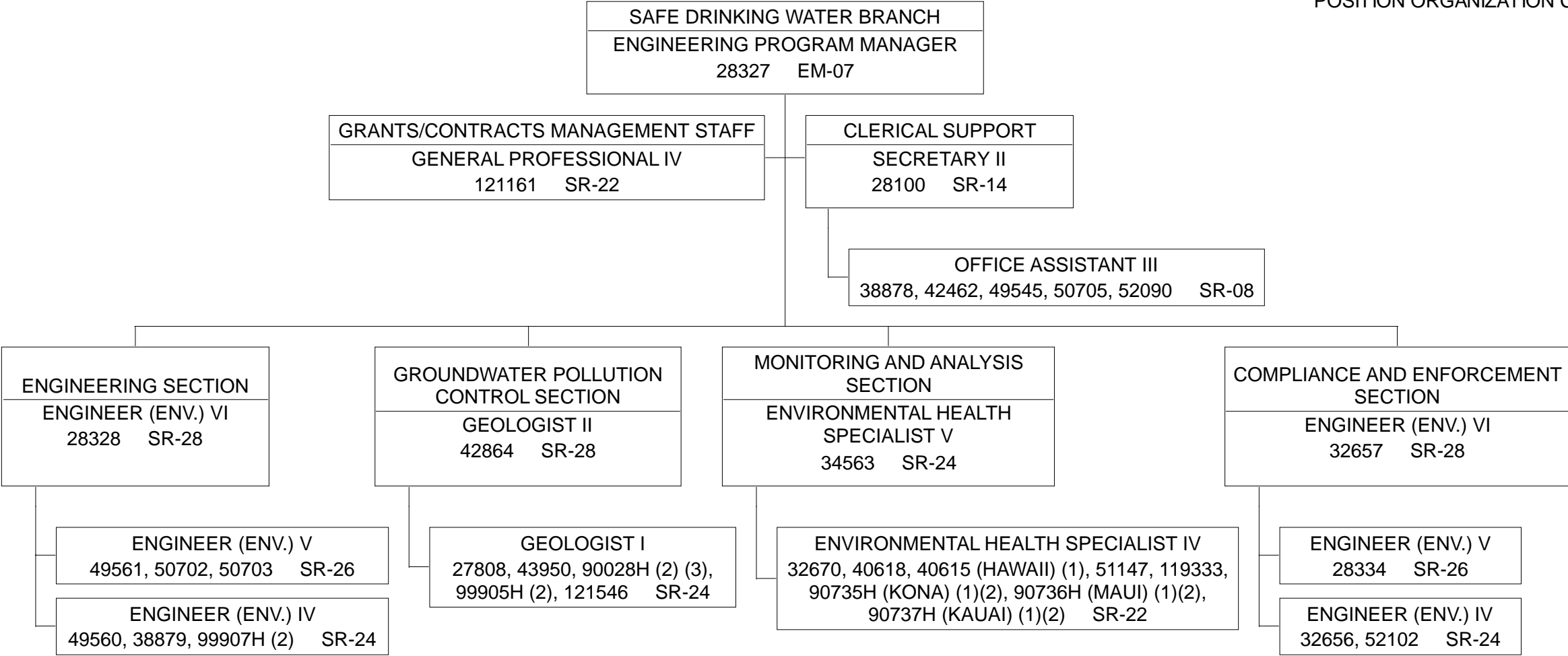


(1) RECEIVE PROGRAM DIRECTION FROM OAHU AND RECEIVE ADMINISTRATIVE DIRECTION FROM NEIGHBOR ISLAND DISTRICT ENVIRONMENTAL HEALTH PROGRAM CHIEFS
 (2) TO BE ESTABLISHED

STATE OF HAWAII
DEPARTMENT OF HEALTH
ENVIRONMENTAL HEALTH ADMINISTRATION
ENVIRONMENTAL MANAGEMENT DIVISION
SAFE DRINKING WATER BRANCH
ORGANIZATION CHART



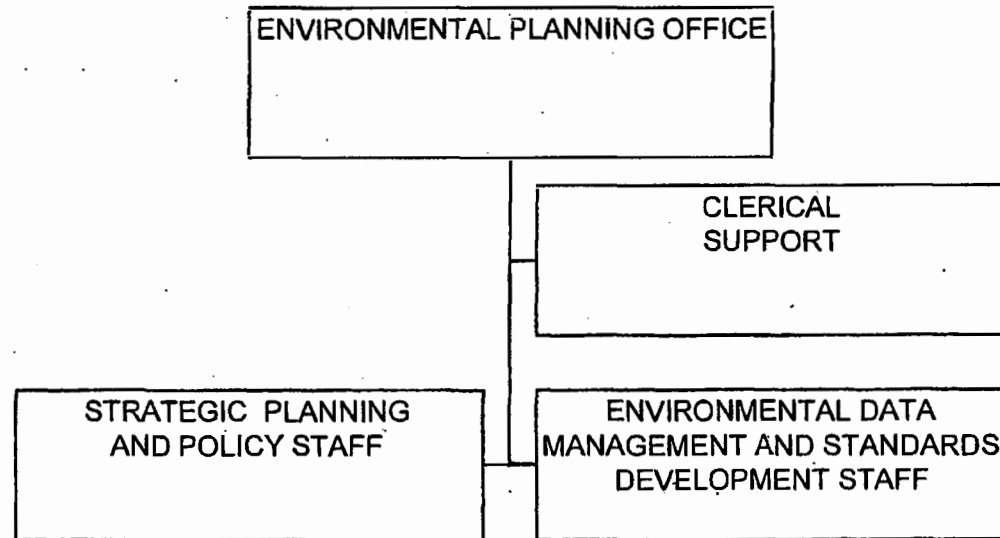
POSITION ORGANIZATION CHART

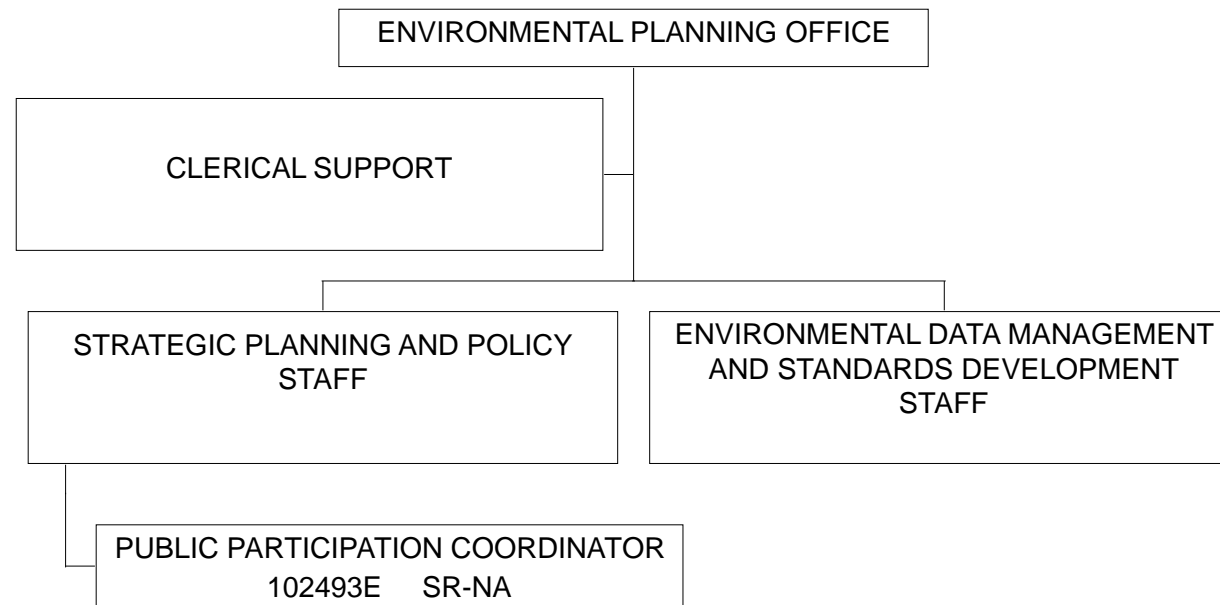


(1) RECEIVES PROGRAM DIRECTION FROM OAHU AND ADMINISTRATIVE DIRECTION FROM NEIGHBOR ISLAND DISTRICT ENVIRONMENTAL HEALTH PROGRAM CHIEF.
 (2) TO BE ESTABLISHED.
 (3) TEMPORARY, NTE 6/30/23.

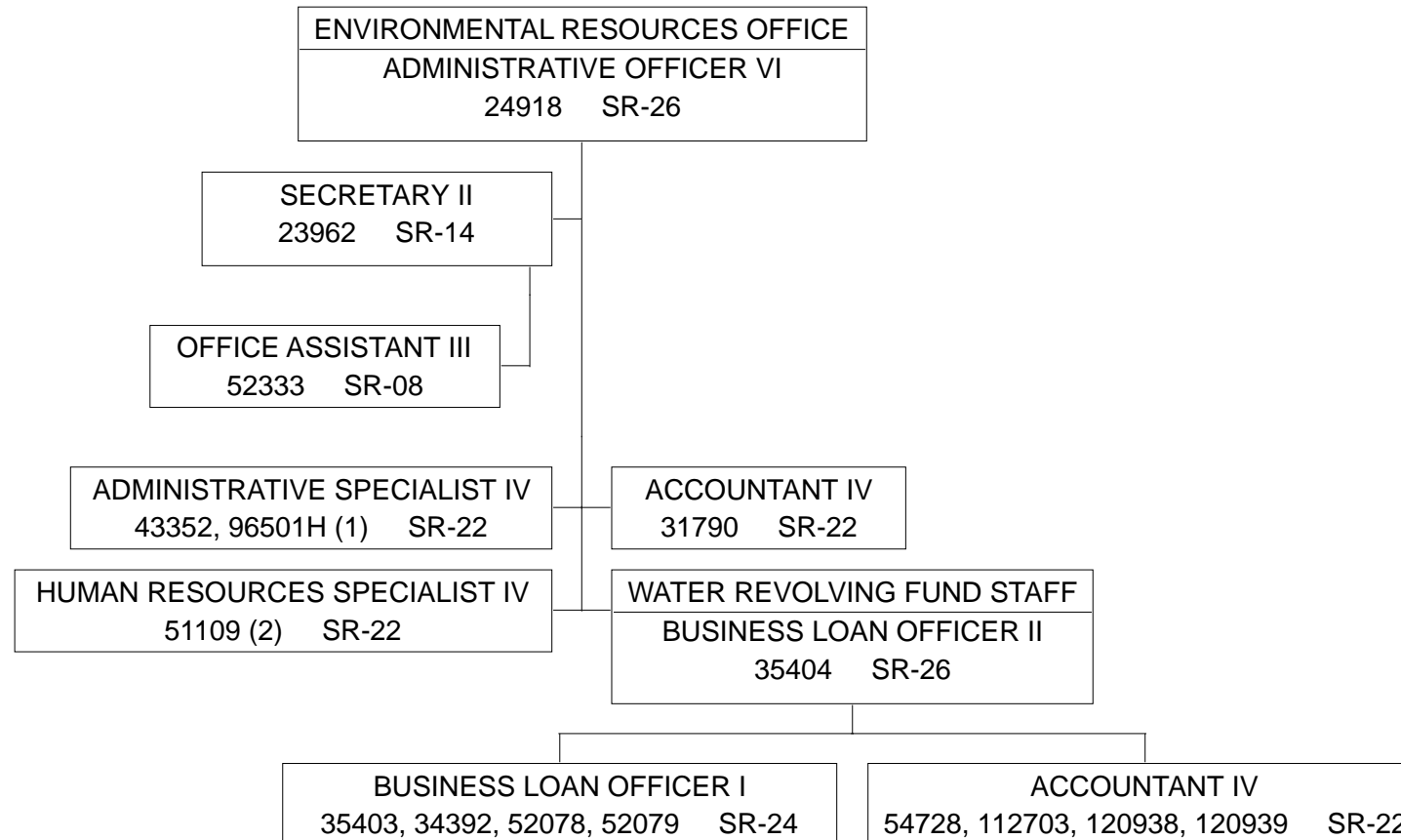
STATE OF HAWAII
DEPARTMENT OF HEALTH
ENVIRONMENTAL HEALTH ADMINISTRATION
ENVIRONMENTAL PLANNING OFFICE

ORGANIZATION CHART



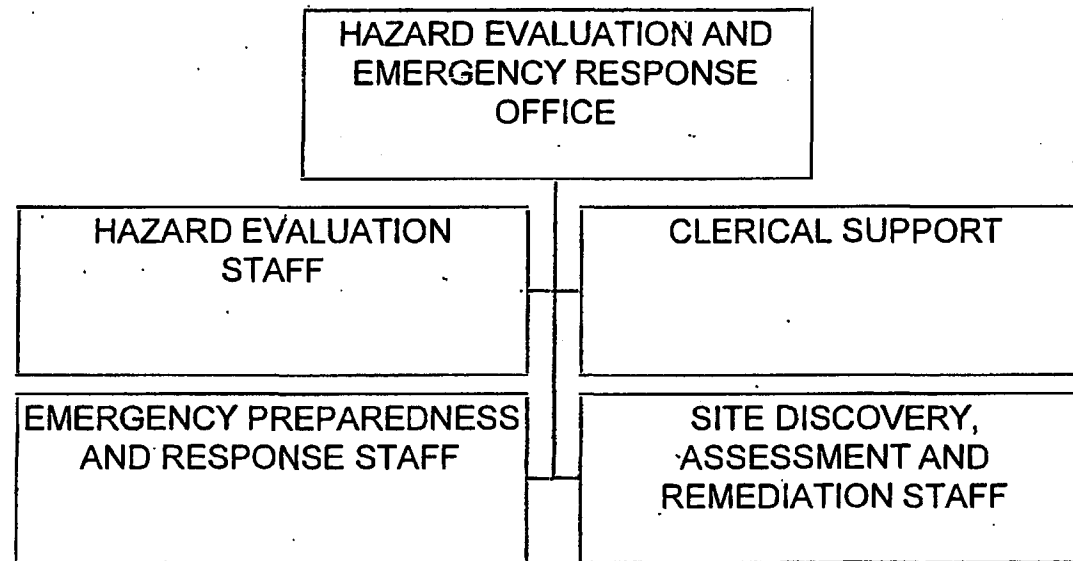


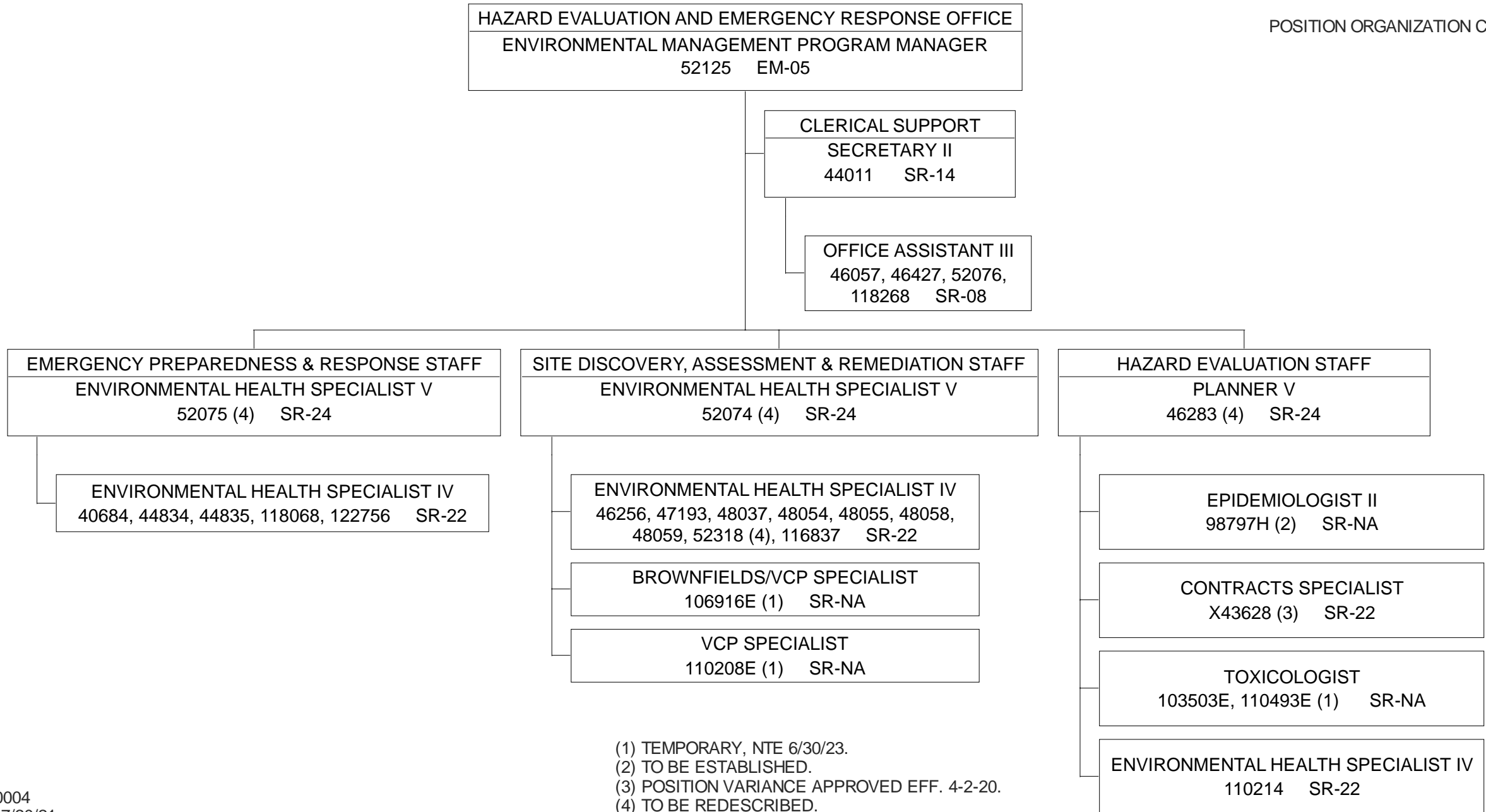
POSITION ORGANIZATION CHART



STATE OF HAWAII
DEPARTMENT OF HEALTH
ENVIRONMENTAL HEALTH ADMINISTRATION
HAZARD EVALUATION AND EMERGENCY RESPONSE OFFICE

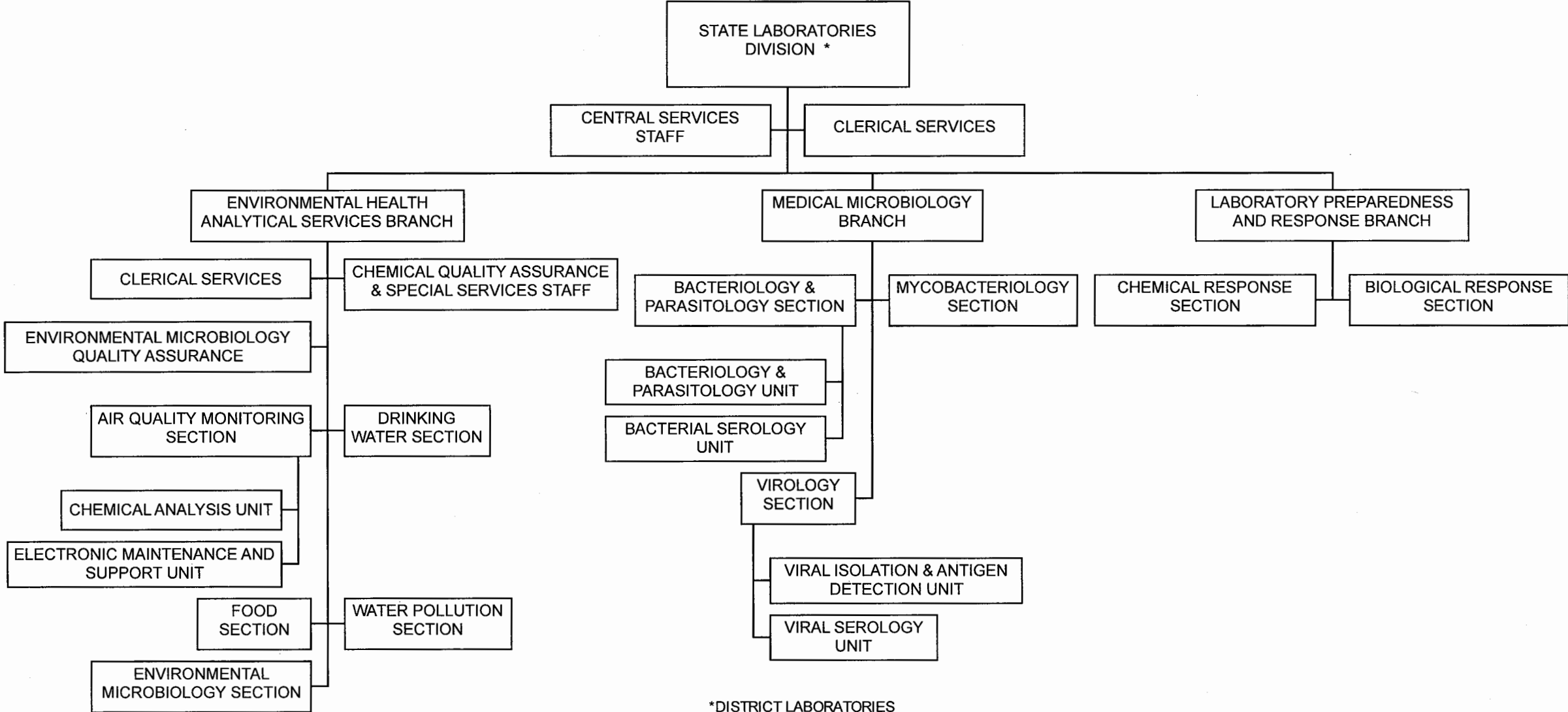
ORGANIZATION CHART





- (1) TEMPORARY, NTE 6/30/23.
- (2) TO BE ESTABLISHED.
- (3) POSITION VARIANCE APPROVED EFF. 4-2-20.
- (4) TO BE REDESCRIBED.

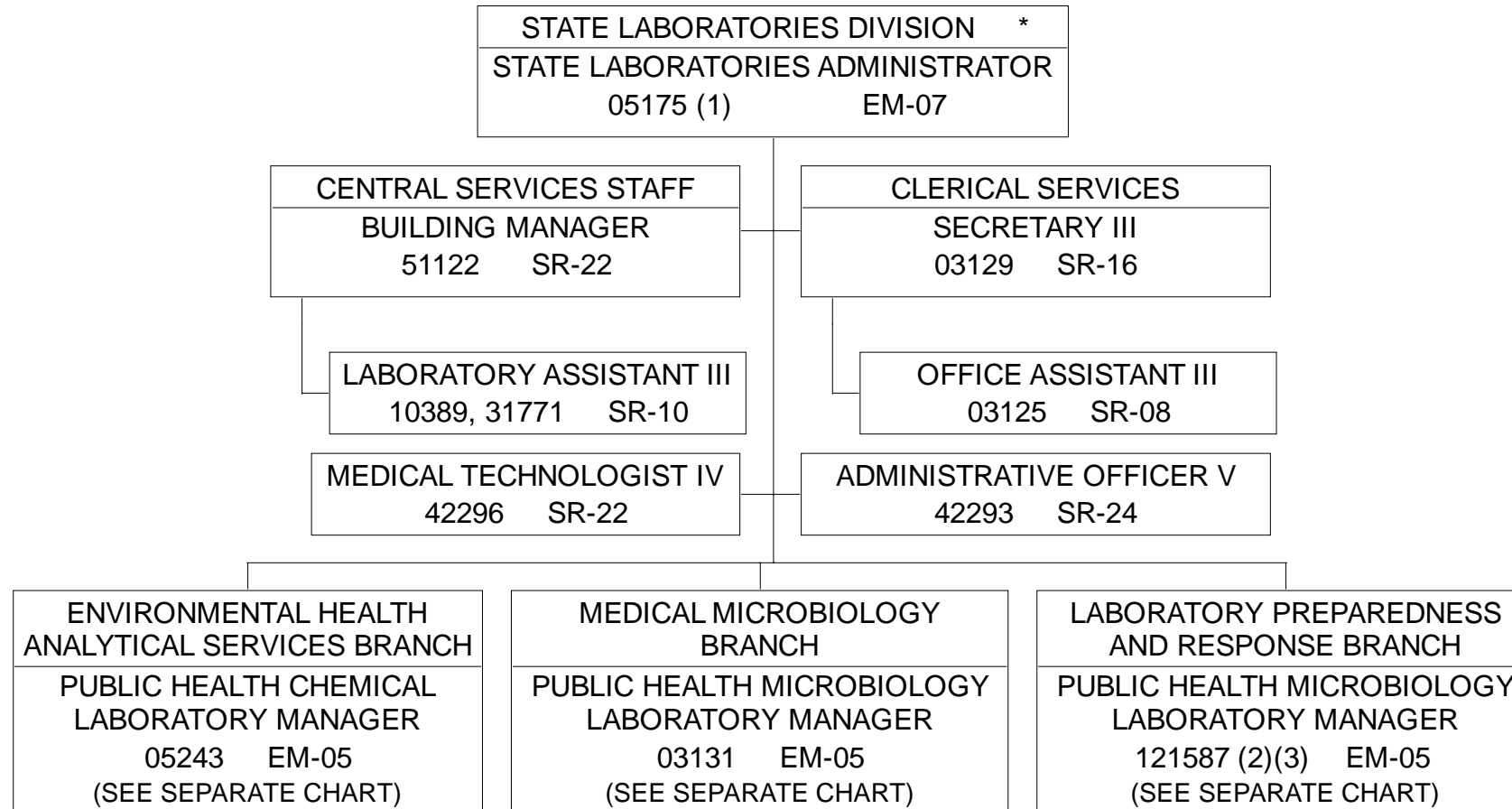
ORGANIZATION CHART



*DISTRICT LABORATORIES
 TECHNICAL SUPERVISION PROVIDED BY STATE LABORATORIES ADMINISTRATOR, AND
 ADMINISTRATIVE SUPERVISION PROVIDED BY THE RESPECTIVE DISTRICT HEALTH OFFICE ADMINISTRATOR.

STATE OF HAWAII
 DEPARTMENT OF HEALTH
 ENVIRONMENTAL HEALTH ADMINISTRATION
 STATE LABORATORIES DIVISION

POSITION ORGANIZATION CHART

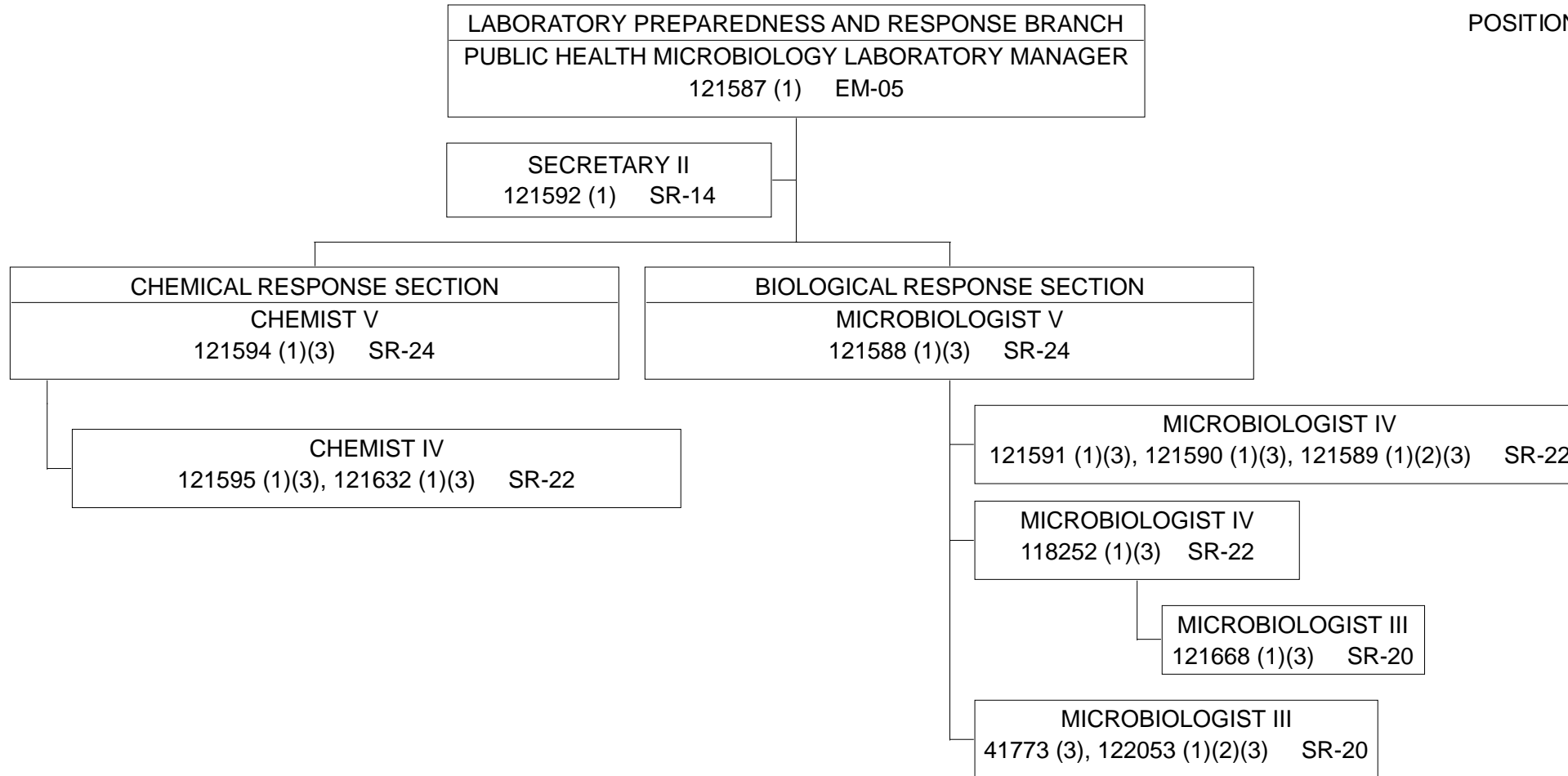


*DISTRICT LABORATORIES
 TECHNICAL SUPERVISION PROVIDED BY THE STATE LABORATORIES
 ADMINISTRATOR AND ADMINISTRATIVE SUPERVISION PROVIDED BY
 THE RESPECTIVE DHO ADMINISTRATOR.

(1) TO BE REDESCRIBED.
 (2) TEMPORARY, NTE 6/30/23.
 (3) FUNDED BY HTH 131/DB.

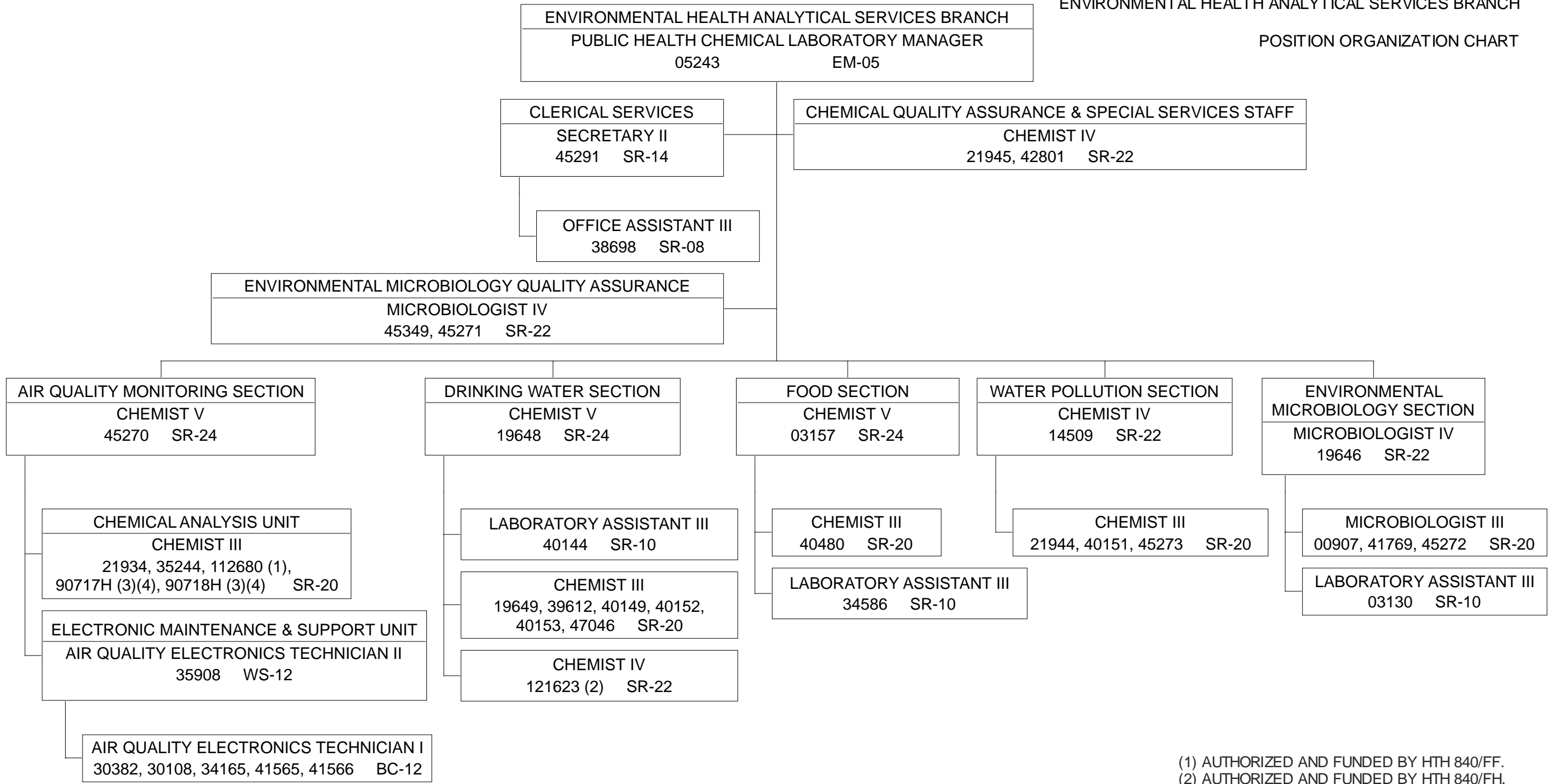
STATE OF HAWAII
 DEPARTMENT OF HEALTH
 ENVIRONMENTAL HEALTH ADMINISTRATION
 STATE LABORATORIES DIVISION
 LABORATORY PREPAREDNESS AND RESPONSE BRANCH

POSITION ORGANIZATION CHART

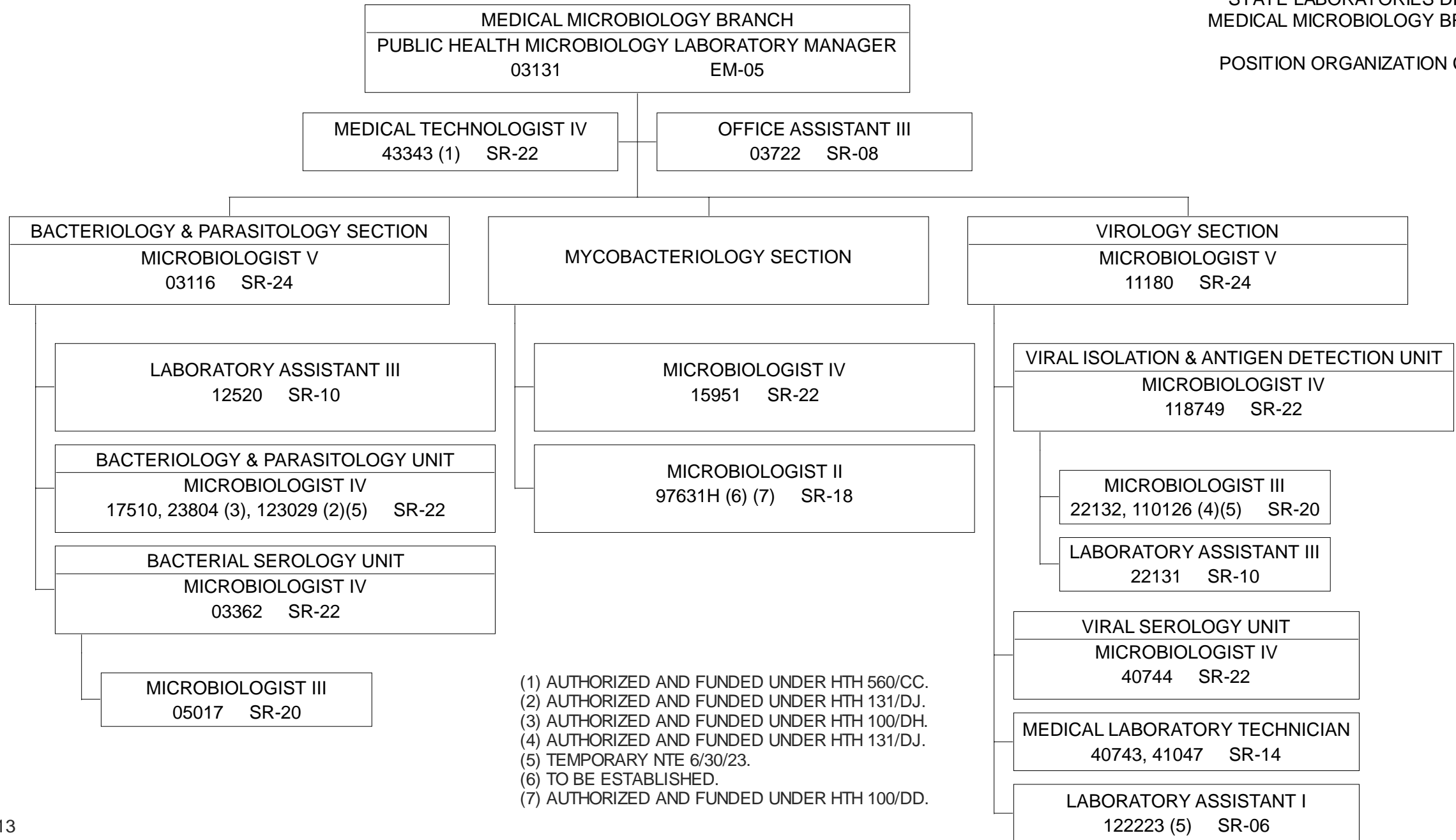


(1) TEMPORARY, NTE 6/30/21.
 (2) FUNDED BY HTH 131/DJ.
 (3) TO BE REDESCRIBED.

POSITION ORGANIZATION CHART

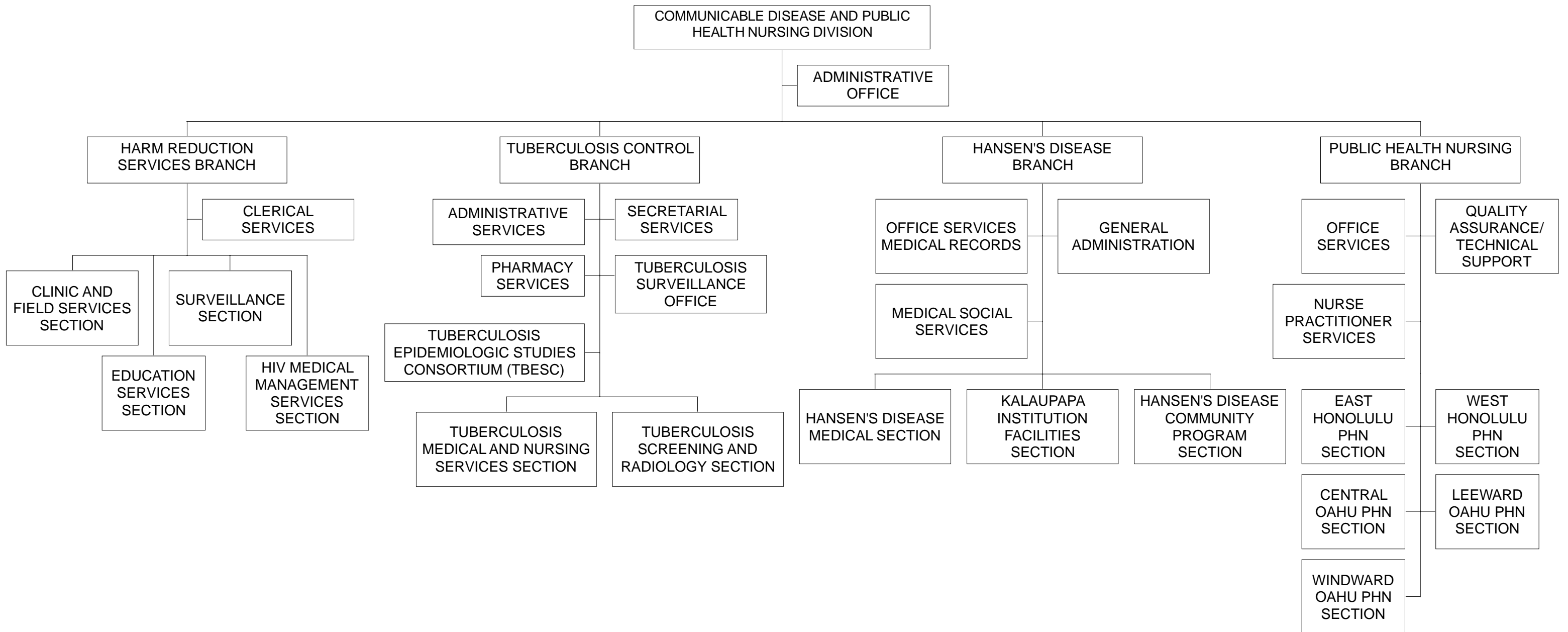


(1) AUTHORIZED AND FUNDED BY HTH 840/FF.
 (2) AUTHORIZED AND FUNDED BY HTH 840/FH.
 (3) TO BE ESTABLISHED.
 (4) TO BE ABOLISHED PER ACT 9/SLH 2020.
 June 30, 2021



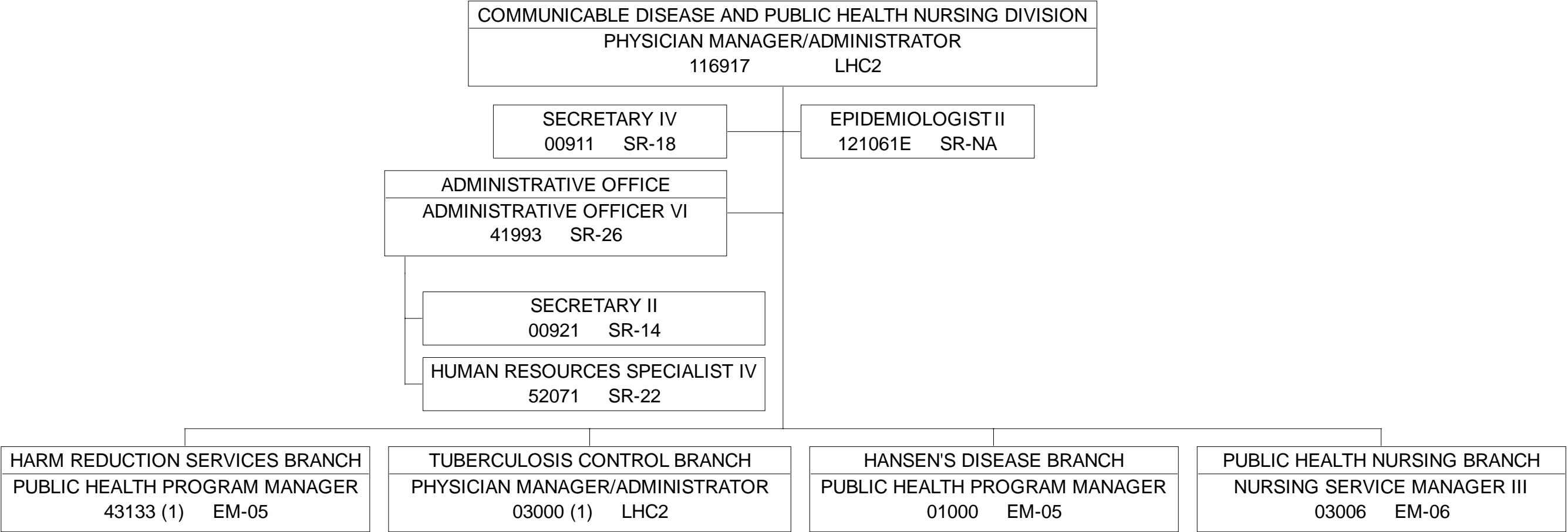
- (1) AUTHORIZED AND FUNDED UNDER HTH 560/CC.
- (2) AUTHORIZED AND FUNDED UNDER HTH 131/DJ.
- (3) AUTHORIZED AND FUNDED UNDER HTH 100/DH.
- (4) AUTHORIZED AND FUNDED UNDER HTH 131/DJ.
- (5) TEMPORARY NTE 6/30/23.
- (6) TO BE ESTABLISHED.
- (7) AUTHORIZED AND FUNDED UNDER HTH 100/DD.

ORGANIZATION CHART

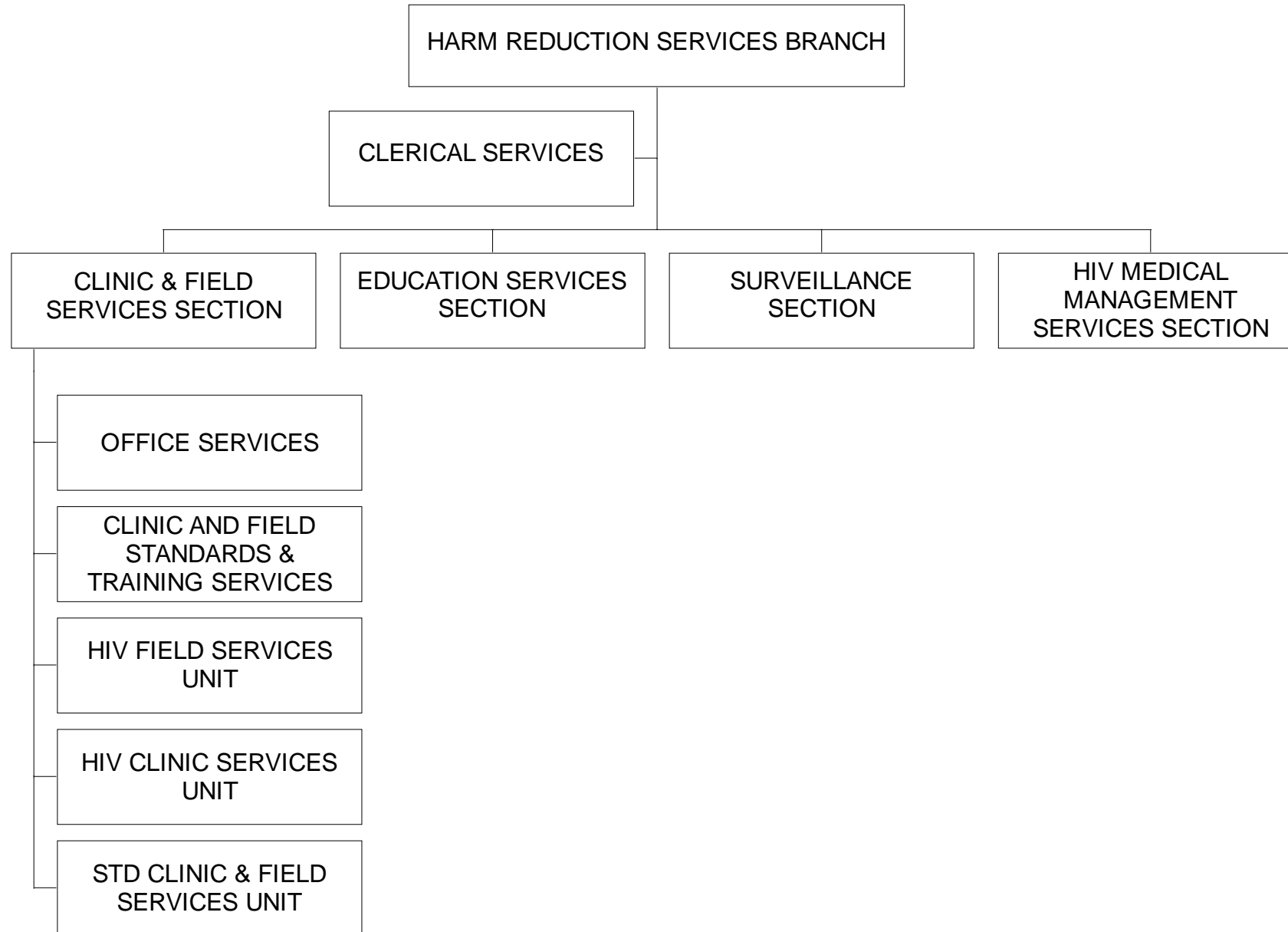


STATE OF HAWAII
 DEPARTMENT OF HEALTH
 HEALTH RESOURCES ADMINISTRATION
 COMMUNICABLE DISEASE AND PUBLIC HEALTH NURSING DIVISION

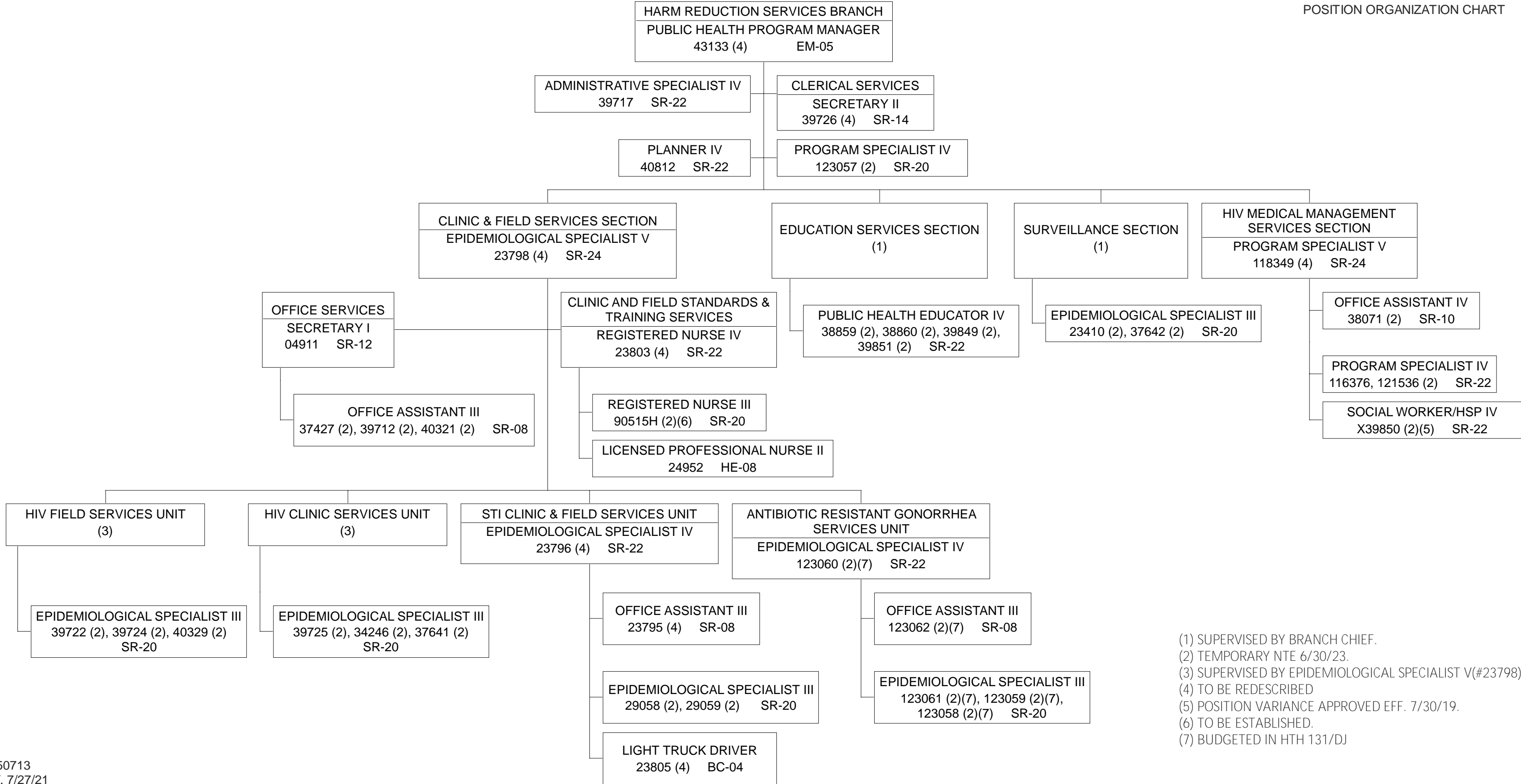
POSITION ORGANIZATION CHART



ORGANIZATION CHART



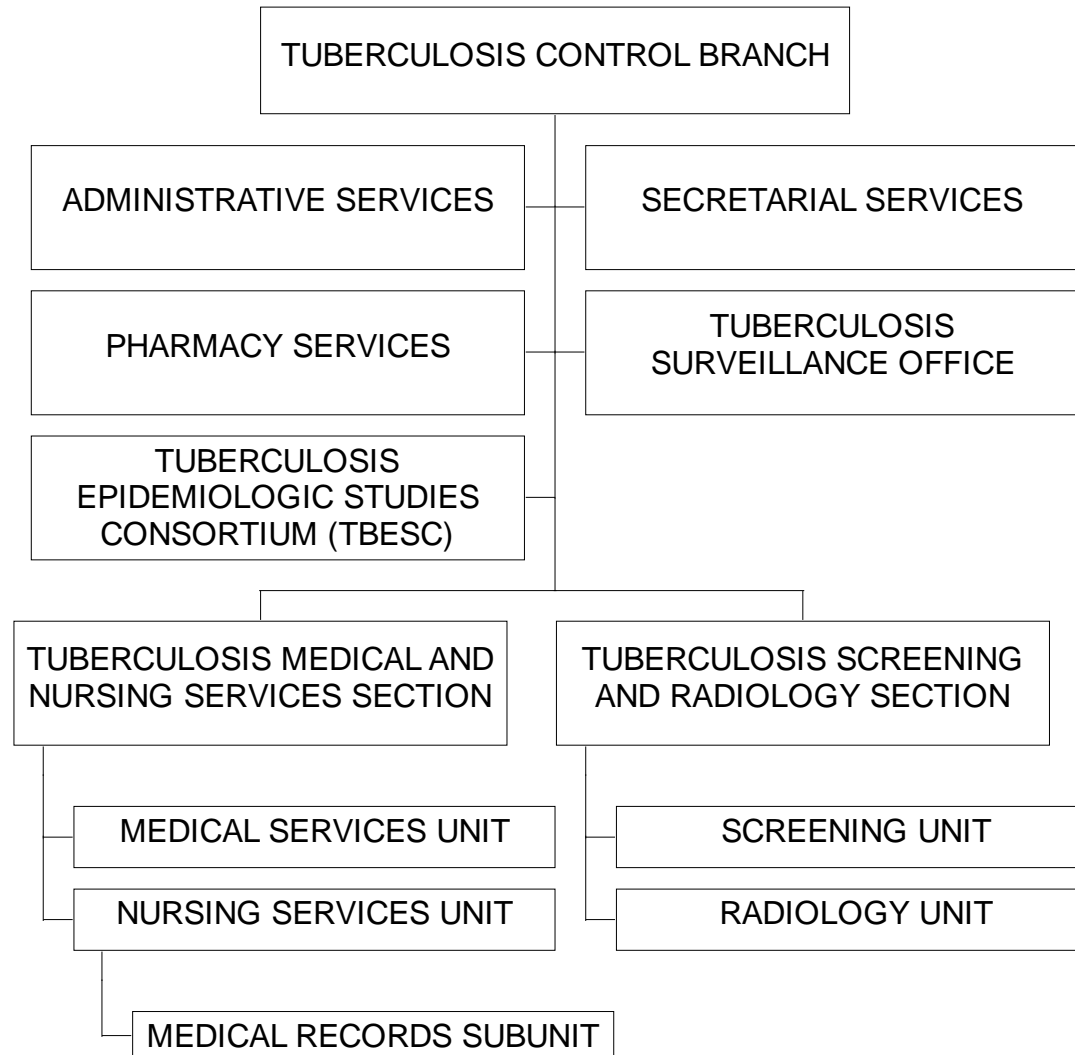
POSITION ORGANIZATION CHART



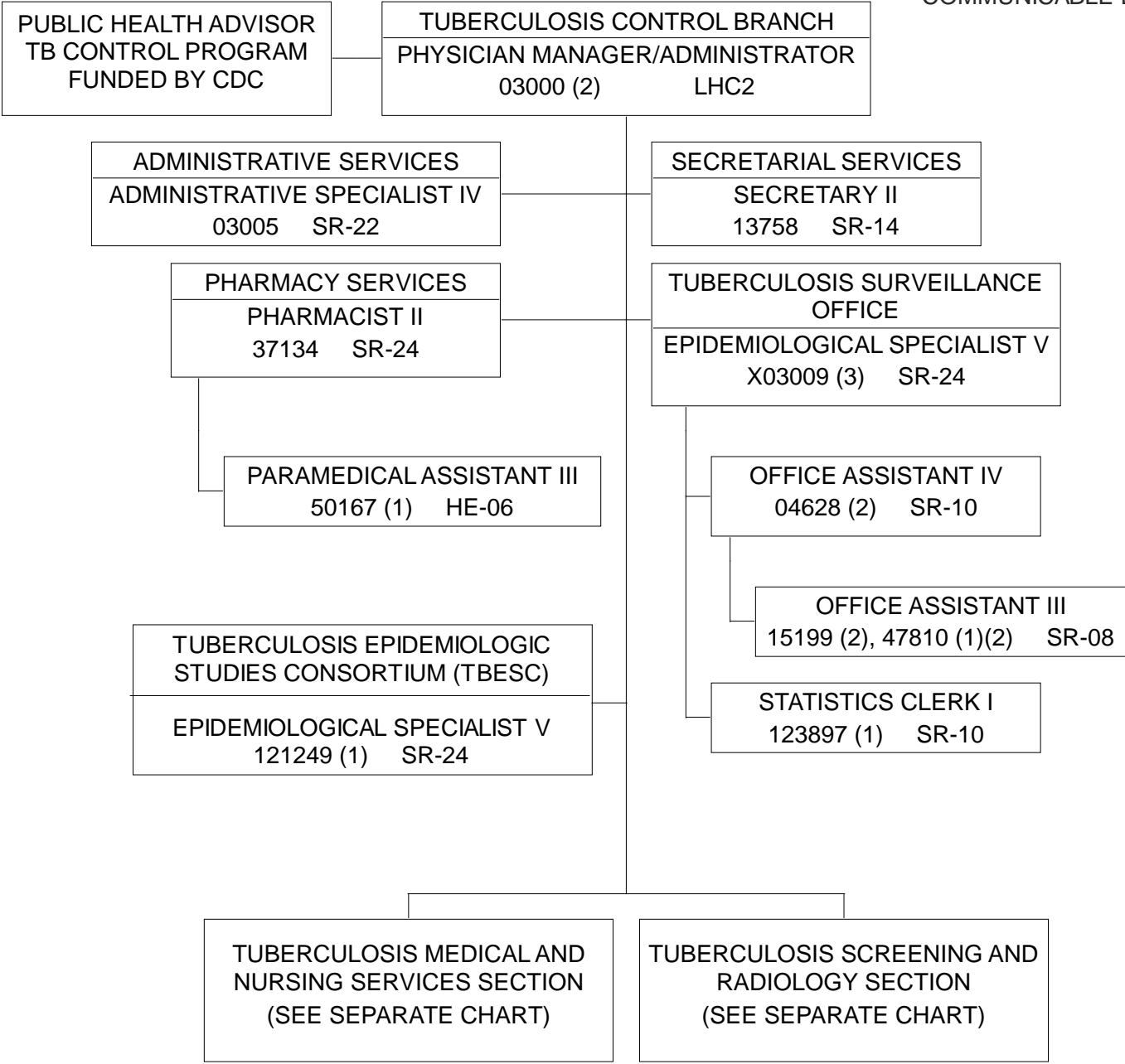
(1) SUPERVISED BY BRANCH CHIEF.
 (2) TEMPORARY NTE 6/30/23.
 (3) SUPERVISED BY EPIDEMIOLOGICAL SPECIALIST V(#23798)
 (4) TO BE REDESCRIBED
 (5) POSITION VARIANCE APPROVED EFF. 7/30/19.
 (6) TO BE ESTABLISHED.
 (7) BUDGETED IN HTH 131/DJ

STATE OF HAWAII
DEPARTMENT OF HEALTH
HEALTH RESOURCES ADMINISTRATION
COMMUNICABLE DISEASE AND PUBLIC HEALTH NURSING DIVISION
TUBERCULOSIS CONTROL BRANCH

ORGANIZATION CHART



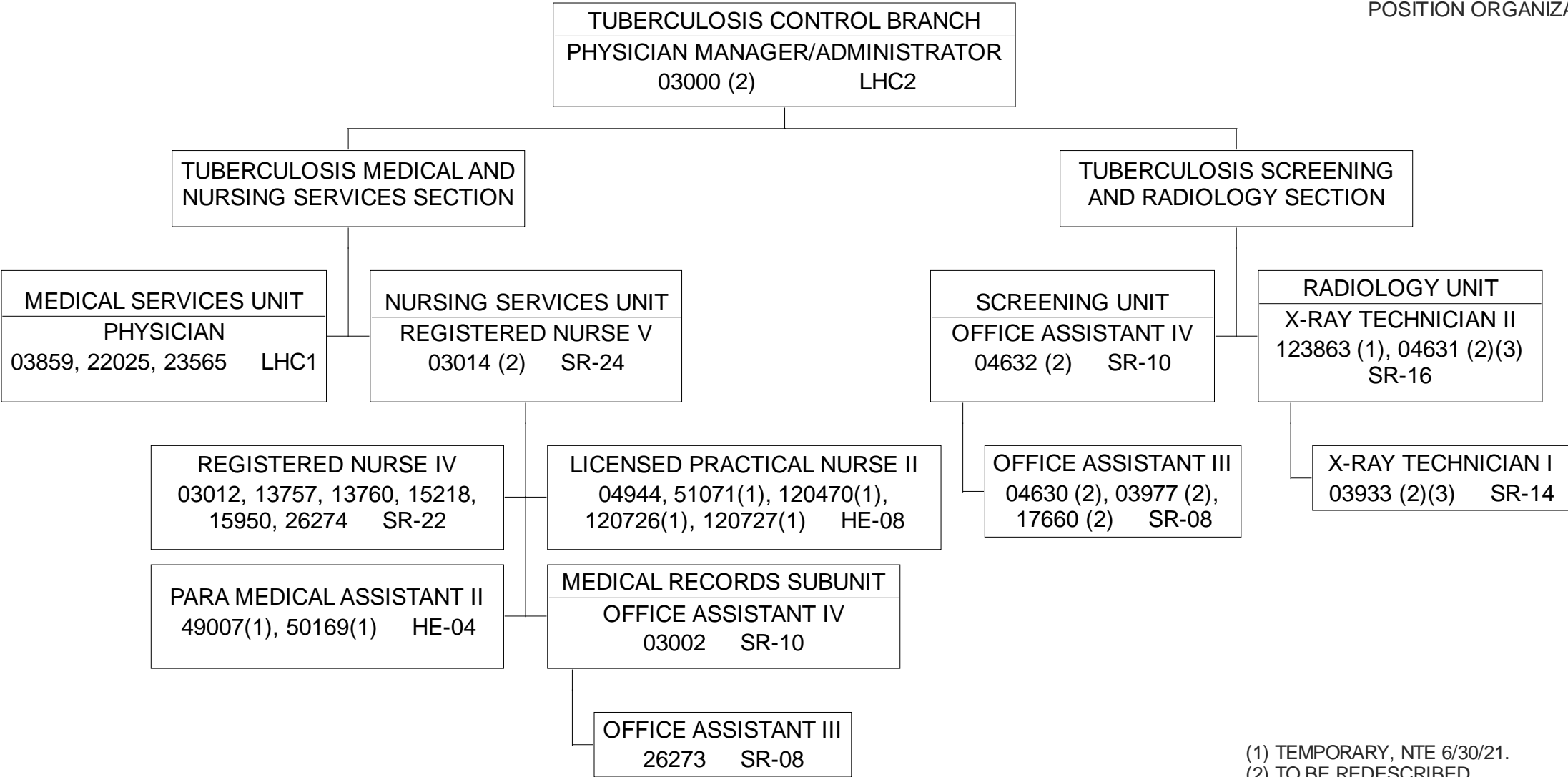
POSITION ORGANIZATION CHART



(1) TEMPORARY NTE 6/30/23.
 (2) TO BE REDESCRIBED.
 (3) POSITION VARIANCE APPROVED EFF. 3/27/20.

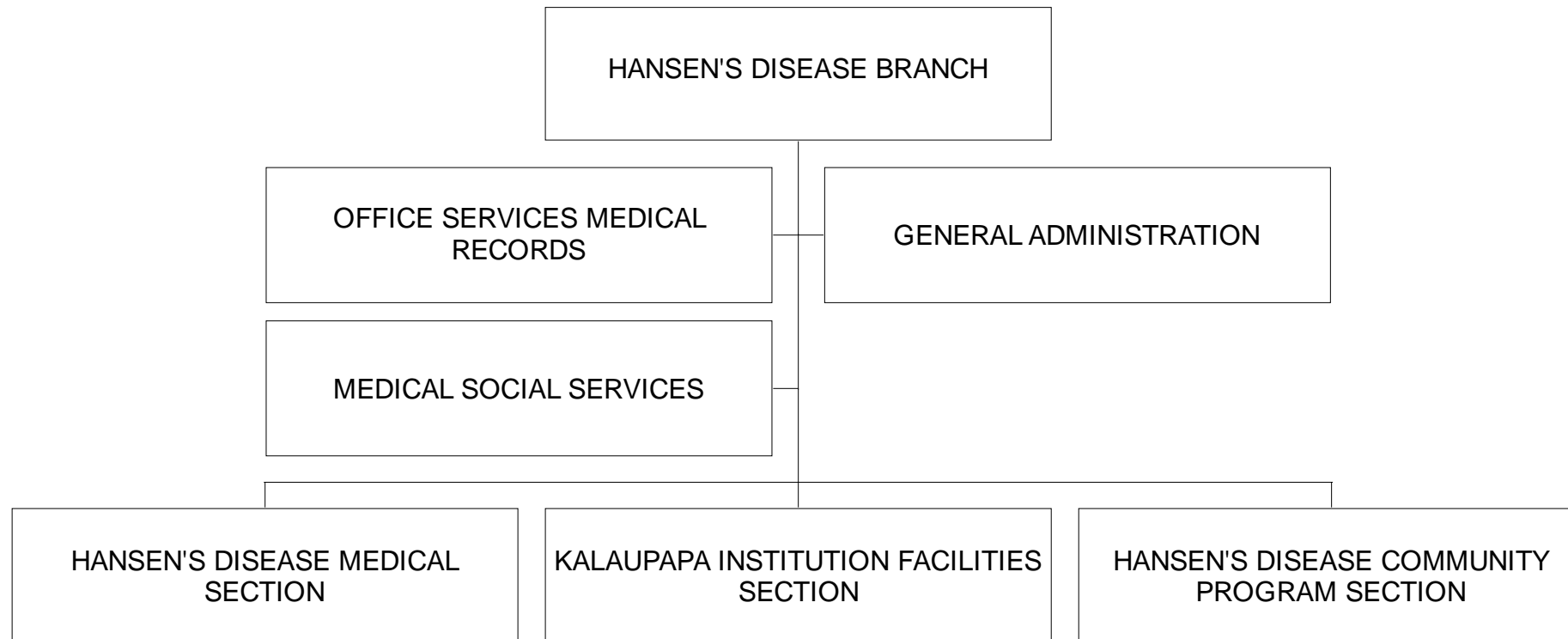
STATE OF HAWAII
 DEPARTMENT OF HEALTH
 HEALTH RESOURCES ADMINISTRATION
 COMMUNICABLE DISEASE AND PUBLIC HEALTH NURSING DIVISION
 TUBERCULOSIS CONTROL BRANCH
 TUBERCULOSIS MEDICAL AND NURSING SERVICES SECTION
 TUBERCULOSIS SCREENING AND RADIOLOGY SECTION

POSITION ORGANIZATION CHART

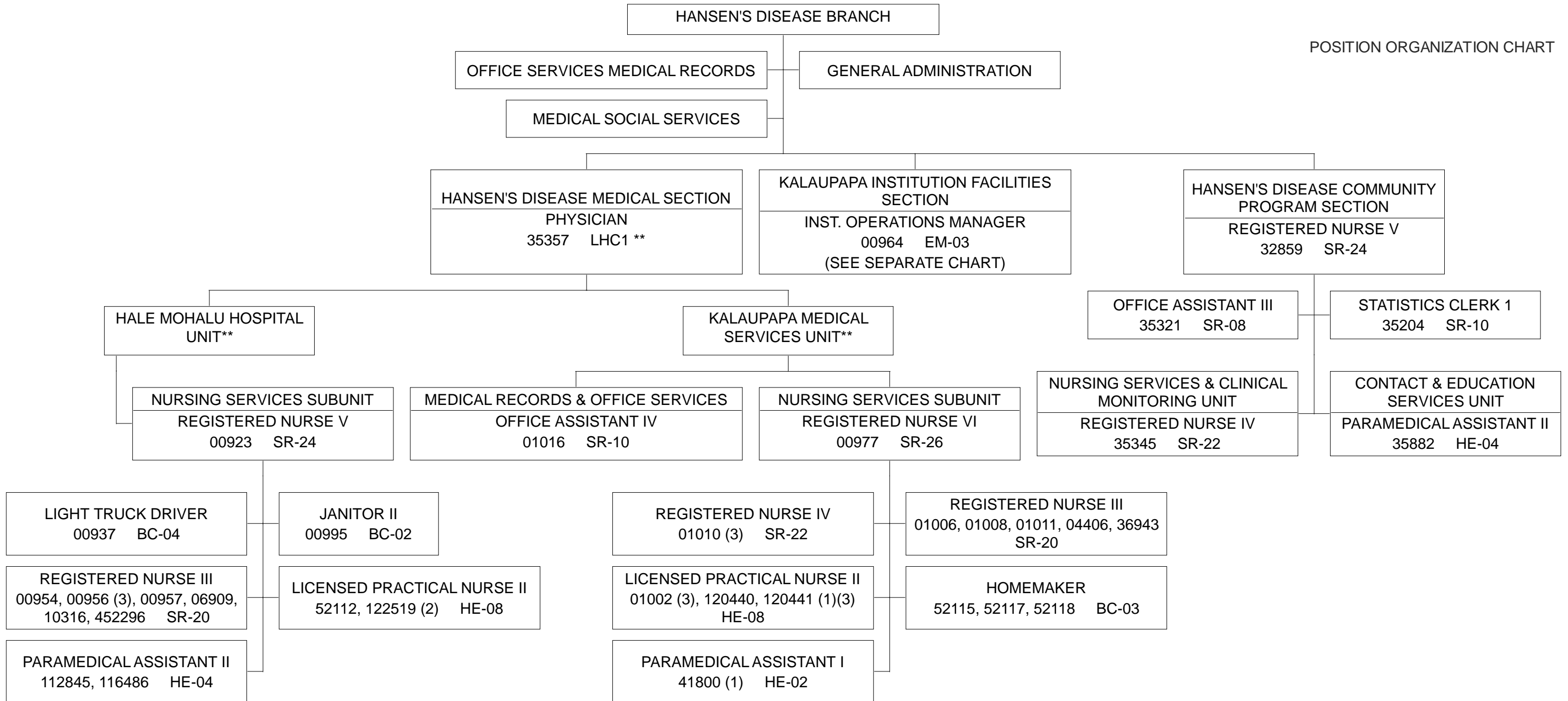


(1) TEMPORARY, NTE 6/30/21.
 (2) TO BE REDESCRIBED.
 (3) TO BE ABOLISHED PER ACT 009/SLH 2020

ORGANIZATION CHART



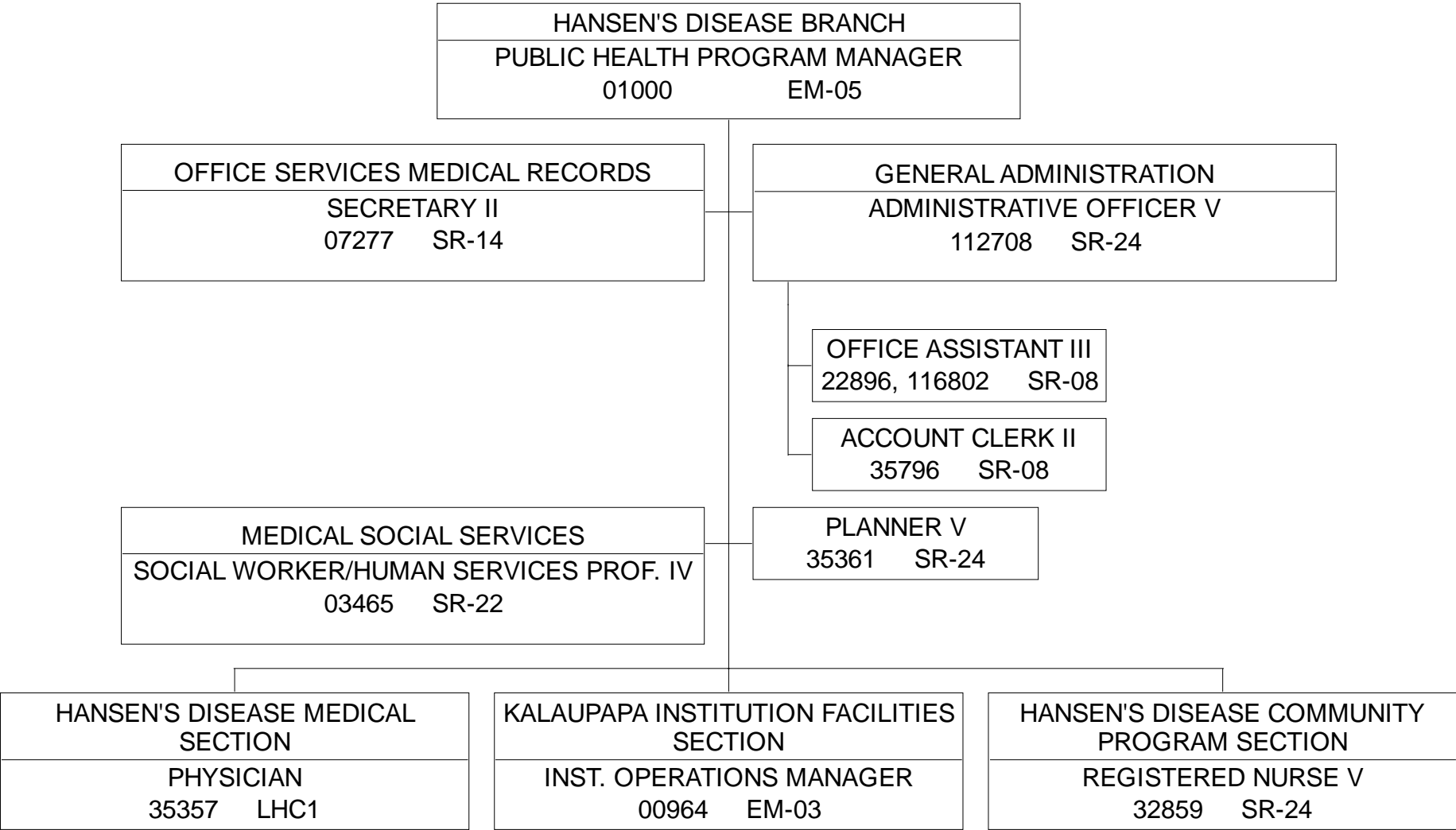
POSITION ORGANIZATION CHART



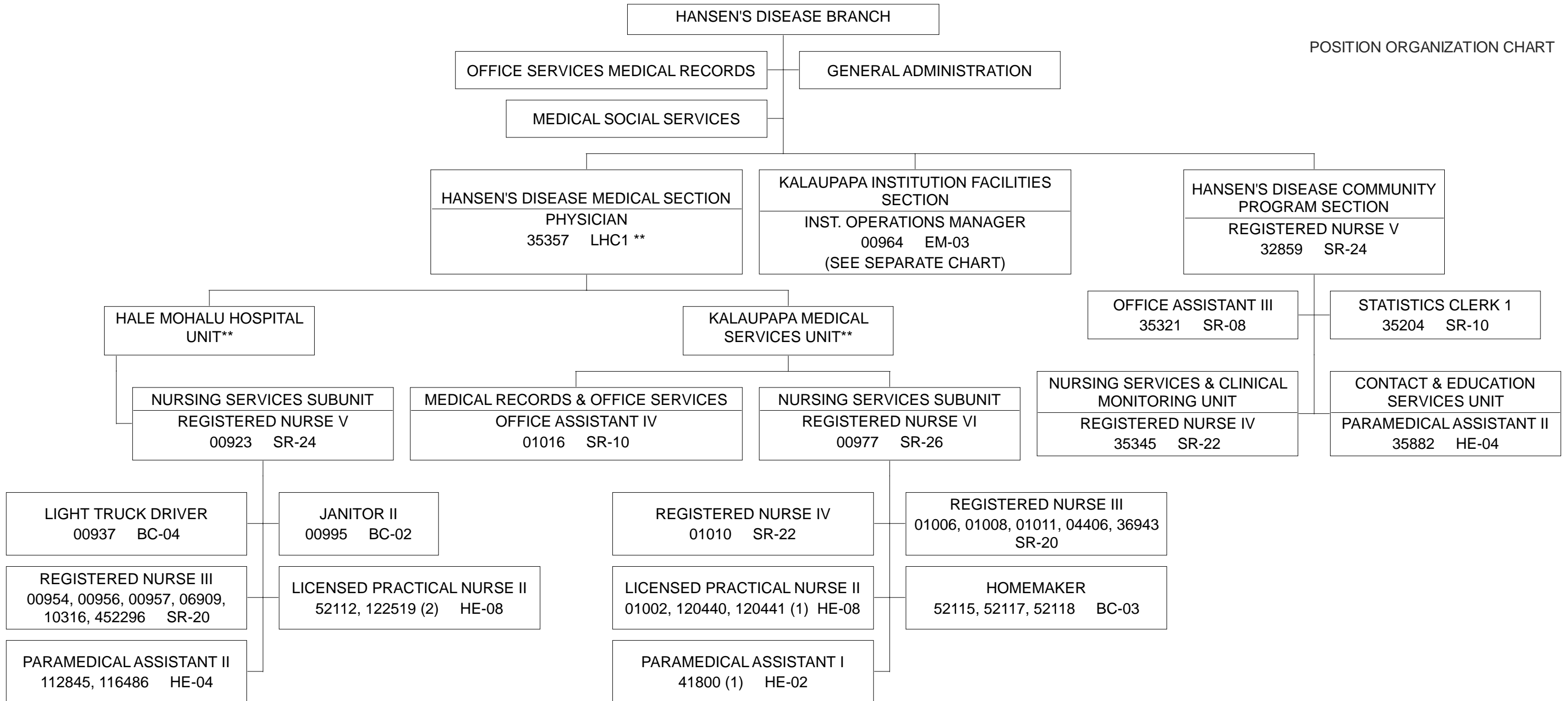
** CONCURRENT POSITION.
 (1) TEMPORARY NTE 6/30/23.
 (2) 0.87FTE
 (3) TO BE ABOLISHED PER ACT 009/SLH 2020

STATE OF HAWAII
 DEPARTMENT OF HEALTH
 HEALTH RESOURCES ADMINISTRATION
 COMMUNICABLE DISEASE AND PUBLIC HEALTH NURSING DIVISION
 HANSEN'S DISEASE BRANCH

POSITION ORGANIZATION CHART

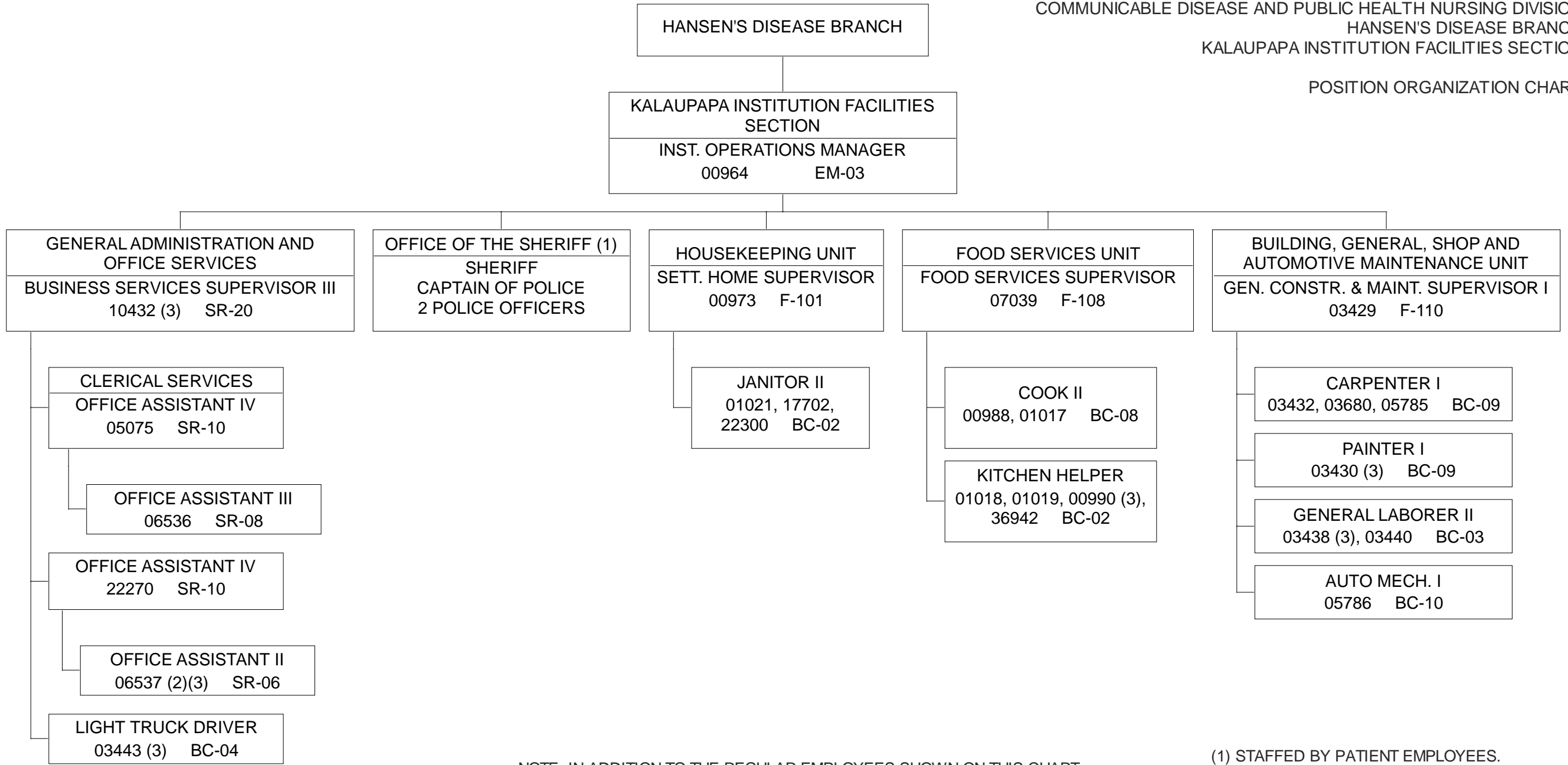


POSITION ORGANIZATION CHART



** CONCURRENT POSITION.
 (1) TEMPORARY NTE 6/30/21.
 (2) 0.87FTE

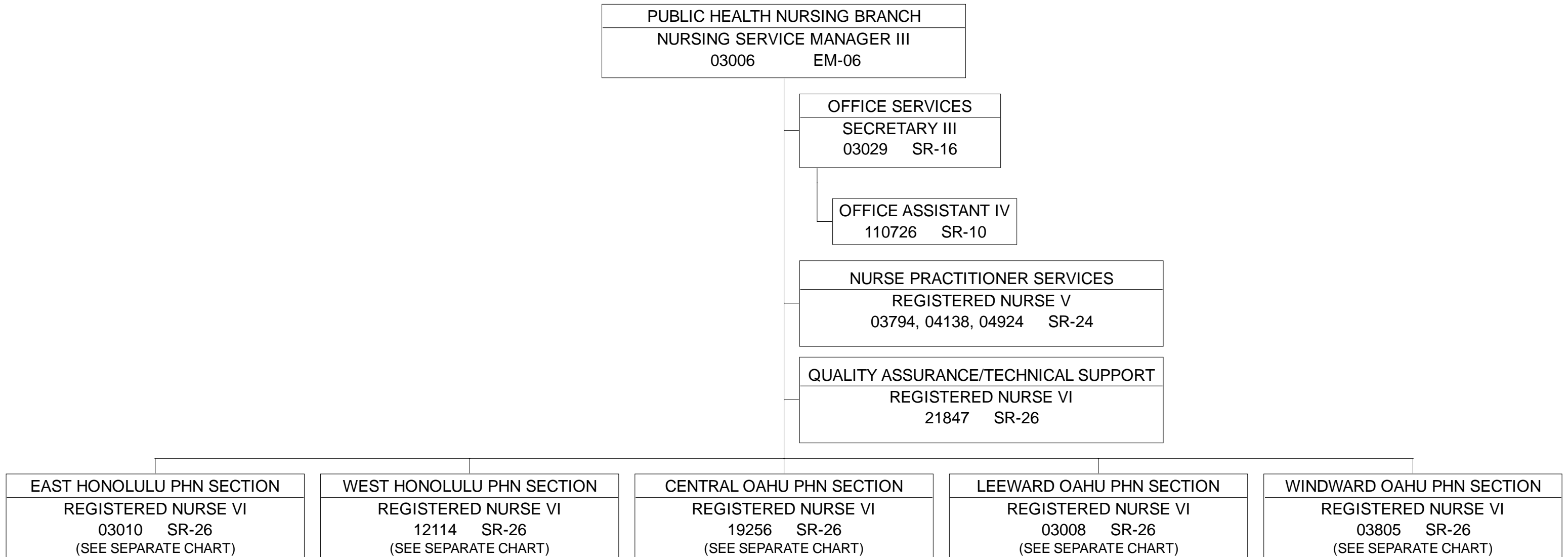
POSITION ORGANIZATION CHART



NOTE: IN ADDITION TO THE REGULAR EMPLOYEES SHOWN ON THIS CHART, PATIENT EMPLOYEES ARE ASSIGNED AS REQUIRED AND AS AVAILABLE. THEY WORK UNDER SUPERVISION OF UNIT OR SUB-UNIT HEAD TO WHOM THEY ARE ASSIGNED. PATIENT EMPLOYEES ARE NOT INCLUDED IN THE POSITION COUNT.

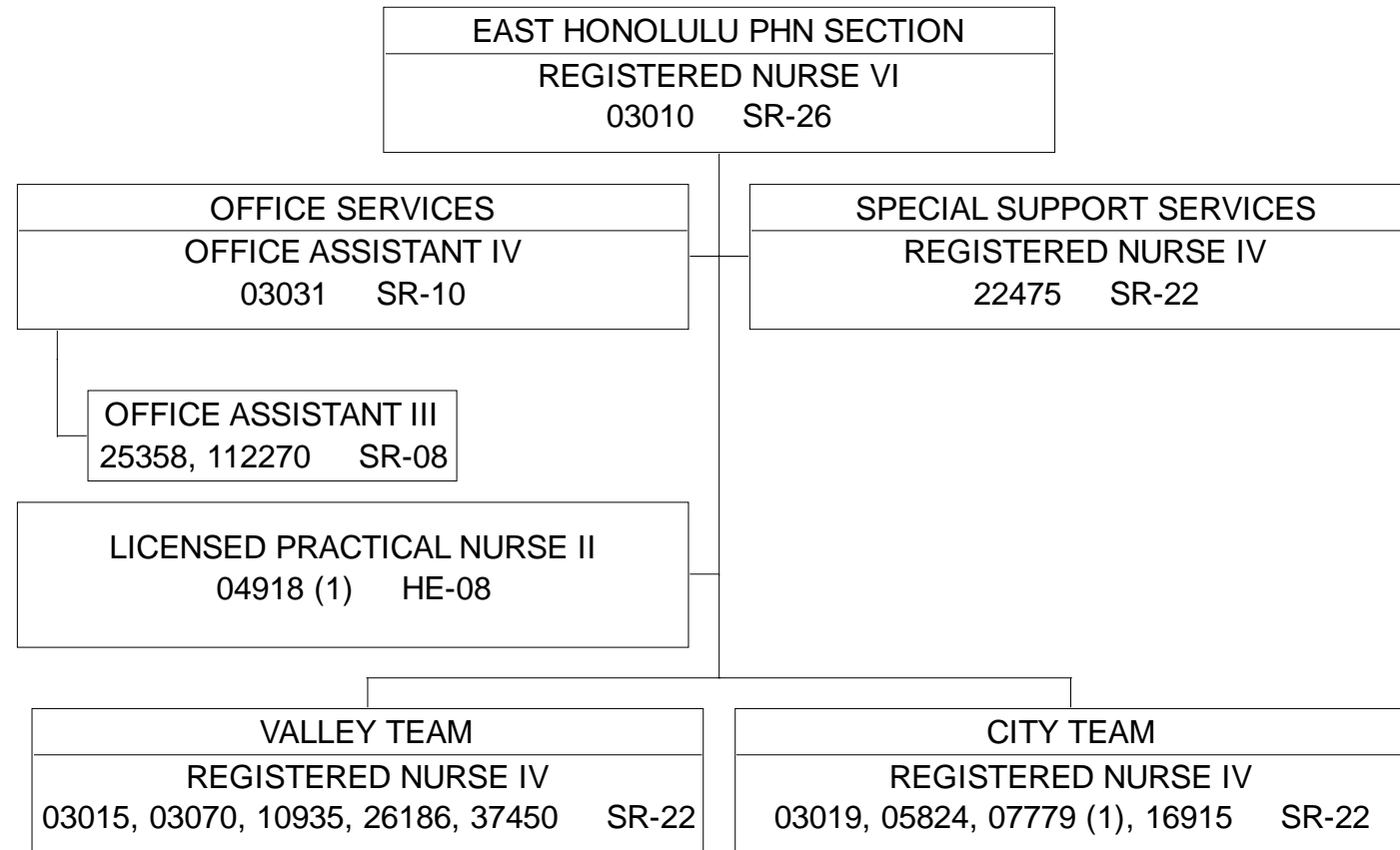
(1) STAFFED BY PATIENT EMPLOYEES.
 (2) TEMPORARY, NTE 6/30/23.
 (3) TO BE ABOLISHED PER ACT 009/SLH 2020.

POSITION ORGANIZATION CHART



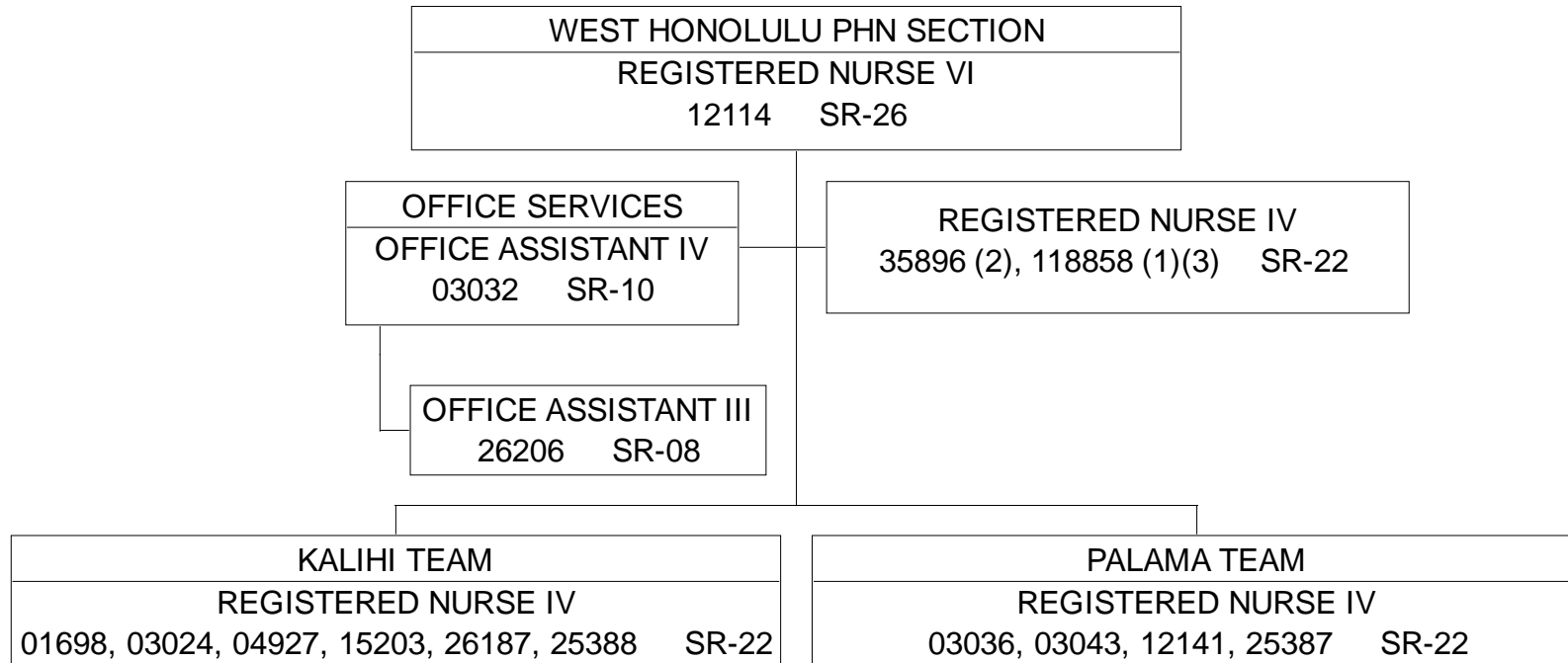
STATE OF HAWAII
 DEPARTMENT OF HEALTH
 HEALTH RESOURCES ADMINISTRATION
 COMMUNICABLE DISEASE AND PUBLIC HEALTH NURSING DIVISION
 PUBLIC HEALTH NURSING BRANCH
 EAST HONOLULU PHN SECTION

POSITION ORGANIZATION CHART



STATE OF HAWAII
 DEPARTMENT OF HEALTH
 HEALTH RESOURCES ADMINISTRATION
 COMMUNICABLE DISEASE AND PUBLIC HEALTH NURSING DIVISION
 PUBLIC HEALTH NURSING BRANCH
 WEST HONOLULU PHN SECTION

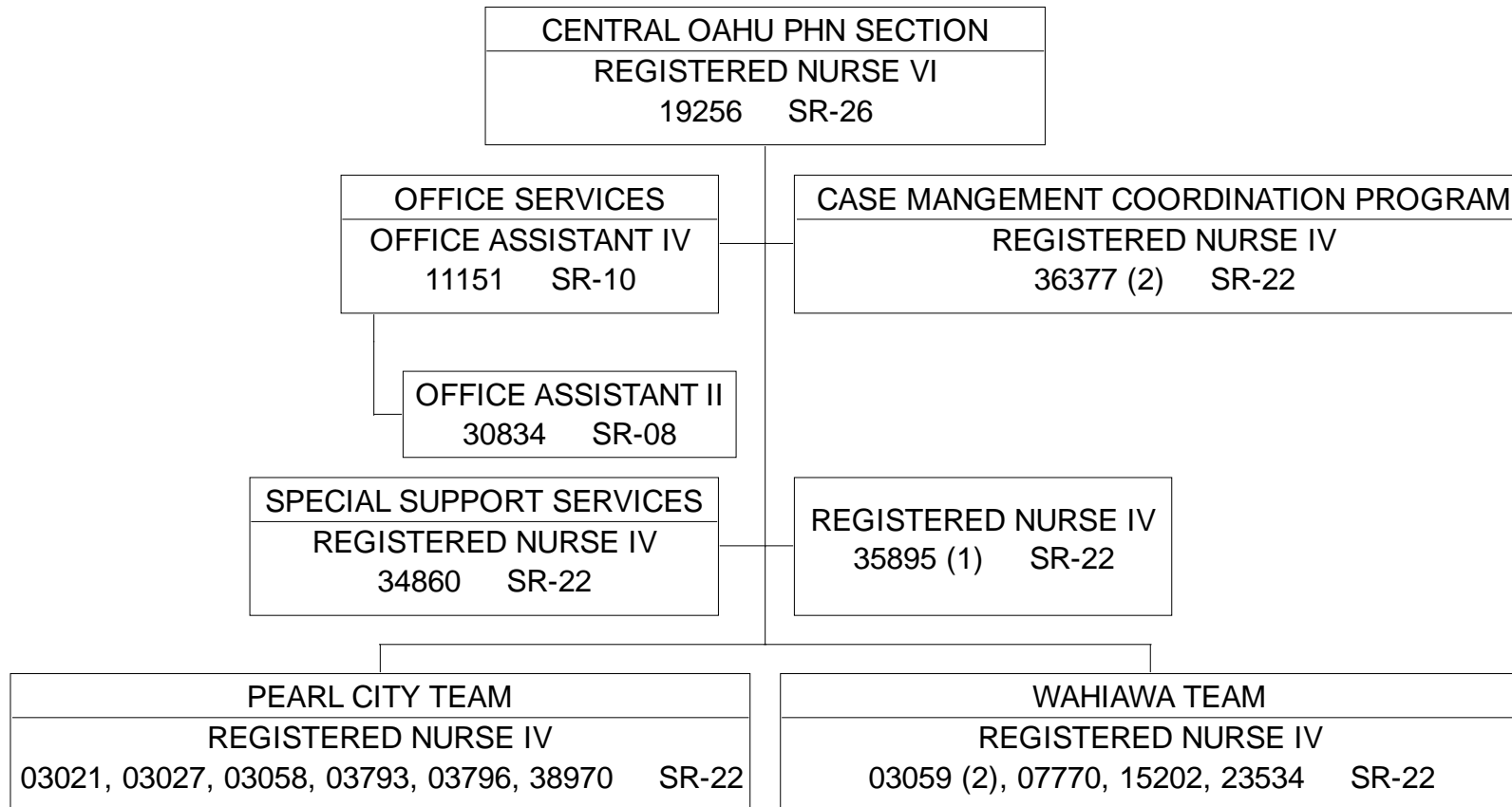
POSITION ORGANIZATION CHART



- (1) WORK TRANSITION CENTER. (MOF: U FROM DOE)
- (2) HANSEN'S DISEASE, HTH 100/DE.
- (3) TEMPORARY NTE 6/30/23.

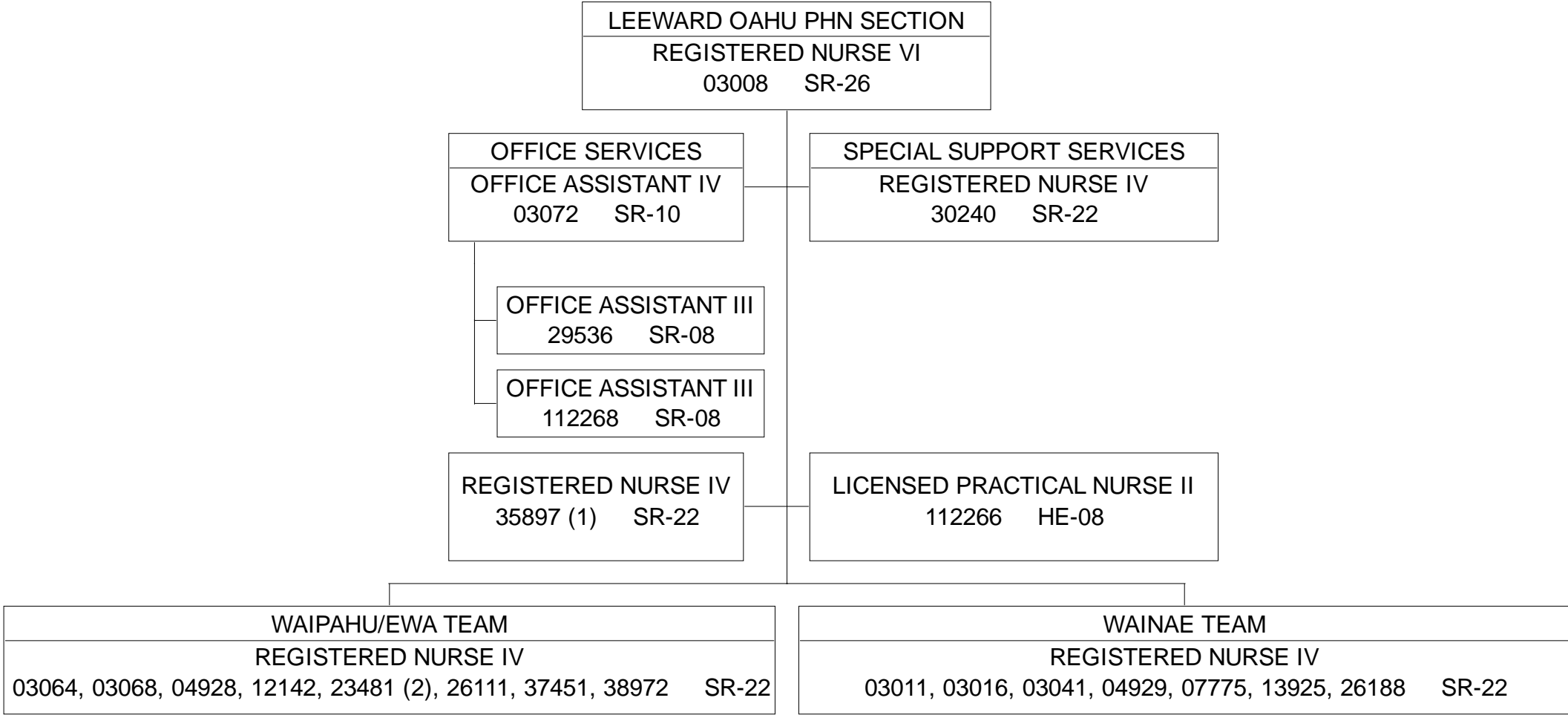
STATE OF HAWAII
 DEPARTMENT OF HEALTH
 HEALTH RESOURCES ADMINISTRATION
 COMMUNICABLE DISEASE AND PUBLIC HEALTH NURSING DIVISION
 PUBLIC HEALTH NURSING BRANCH
 CENTRAL OAHU PHN SECTION

POSITION ORGANIZATION CHART



STATE OF HAWAII
 DEPARTMENT OF HEALTH
 HEALTH RESOURCES ADMINISTRATION
 COMMUNICABLE DISEASE AND PUBLIC HEALTH NURSING DIVISION
 PUBLIC HEALTH NURSING BRANCH
 LEEWARD OAHU PHN SECTION

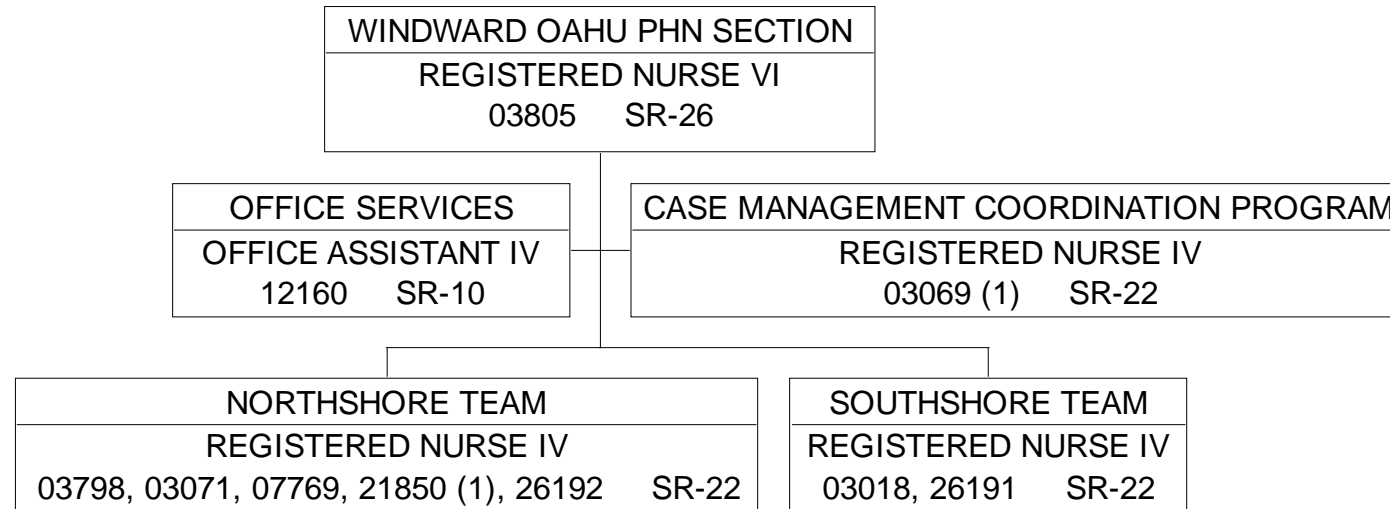
POSITION ORGANIZATION CHART



(1) HANSEN'S DISEASE, HTH 100/DE.
 (2) TO BE ABOLISHED PER ACT 009/SLH 2020

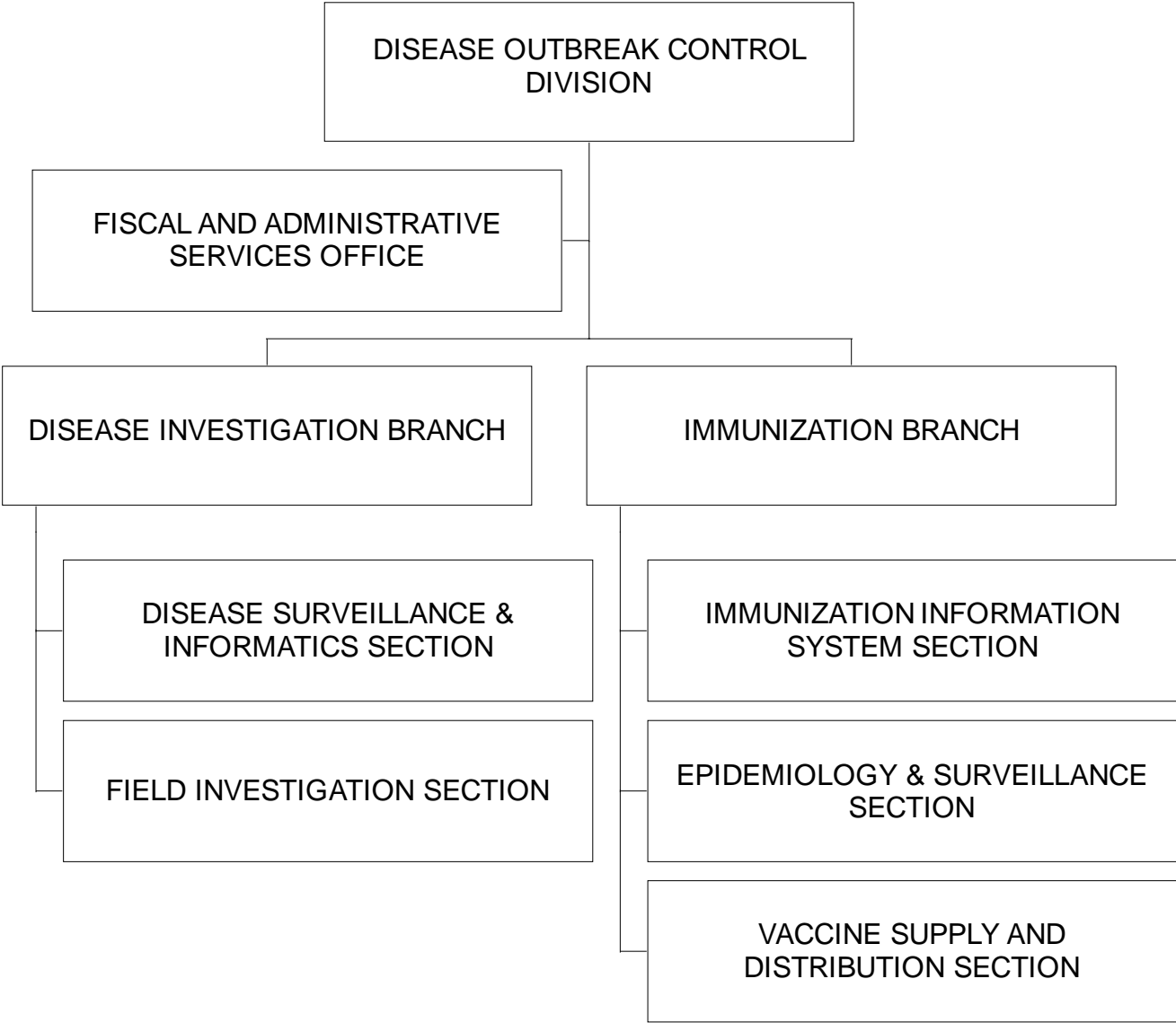
STATE OF HAWAII
 DEPARTMENT OF HEALTH
 HEALTH RESOURCES ADMINISTRATION
 COMMUNICABLE DISEASE AND PUBLIC HEALTH NURSING DIVISION
 PUBLIC HEALTH NURSING BRANCH
 WINDWARD OAHU PHN SECTION

POSITION ORGANIZATION CHART



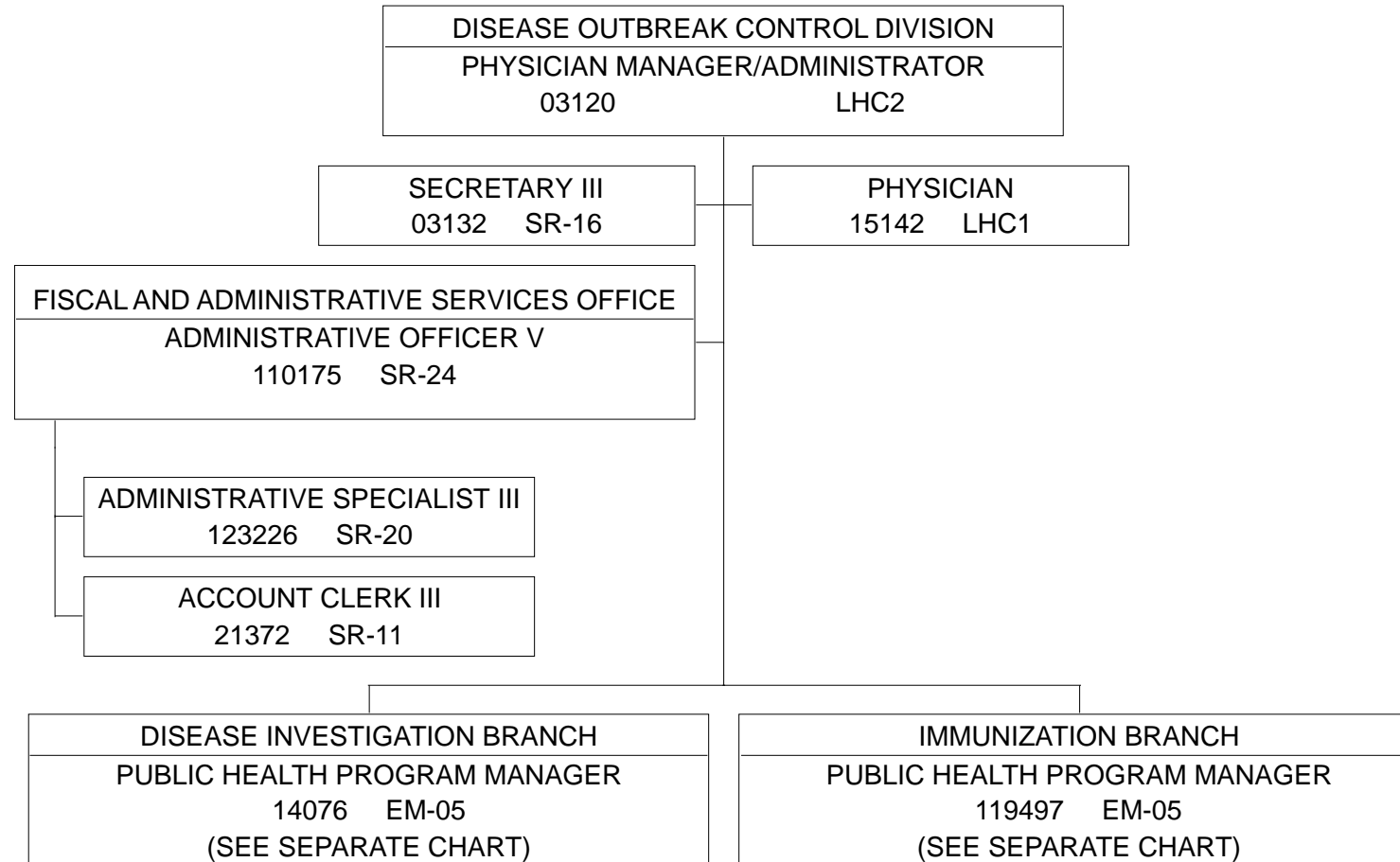
(1) TO BE ABOLISHED PER ACT 009/SLH 2020

ORGANIZATION CHART



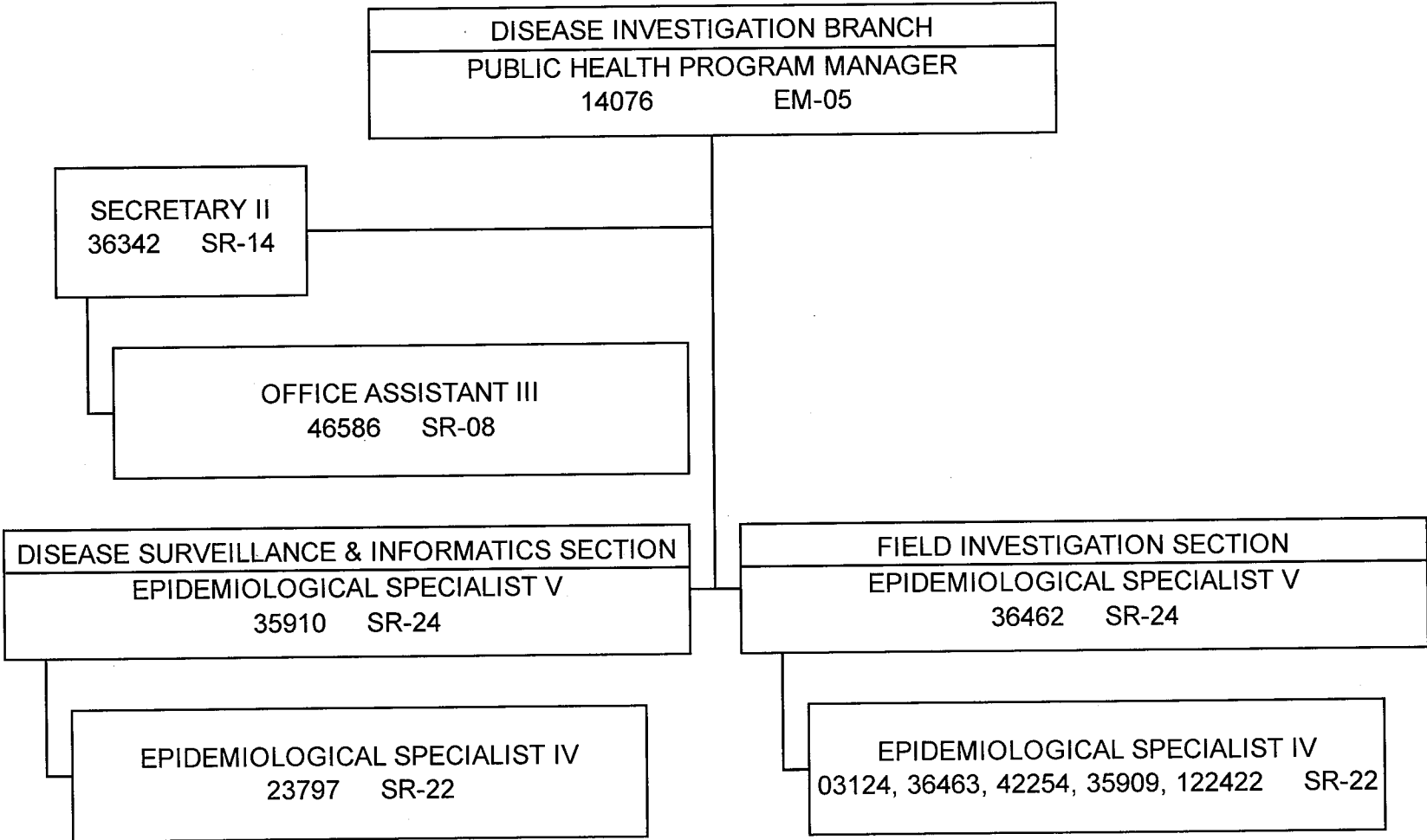
STATE OF HAWAII
DEPARTMENT OF HEALTH
HEALTH RESOURCES ADMINISTRATION
DISEASE OUTBREAK CONTROL DIVISION

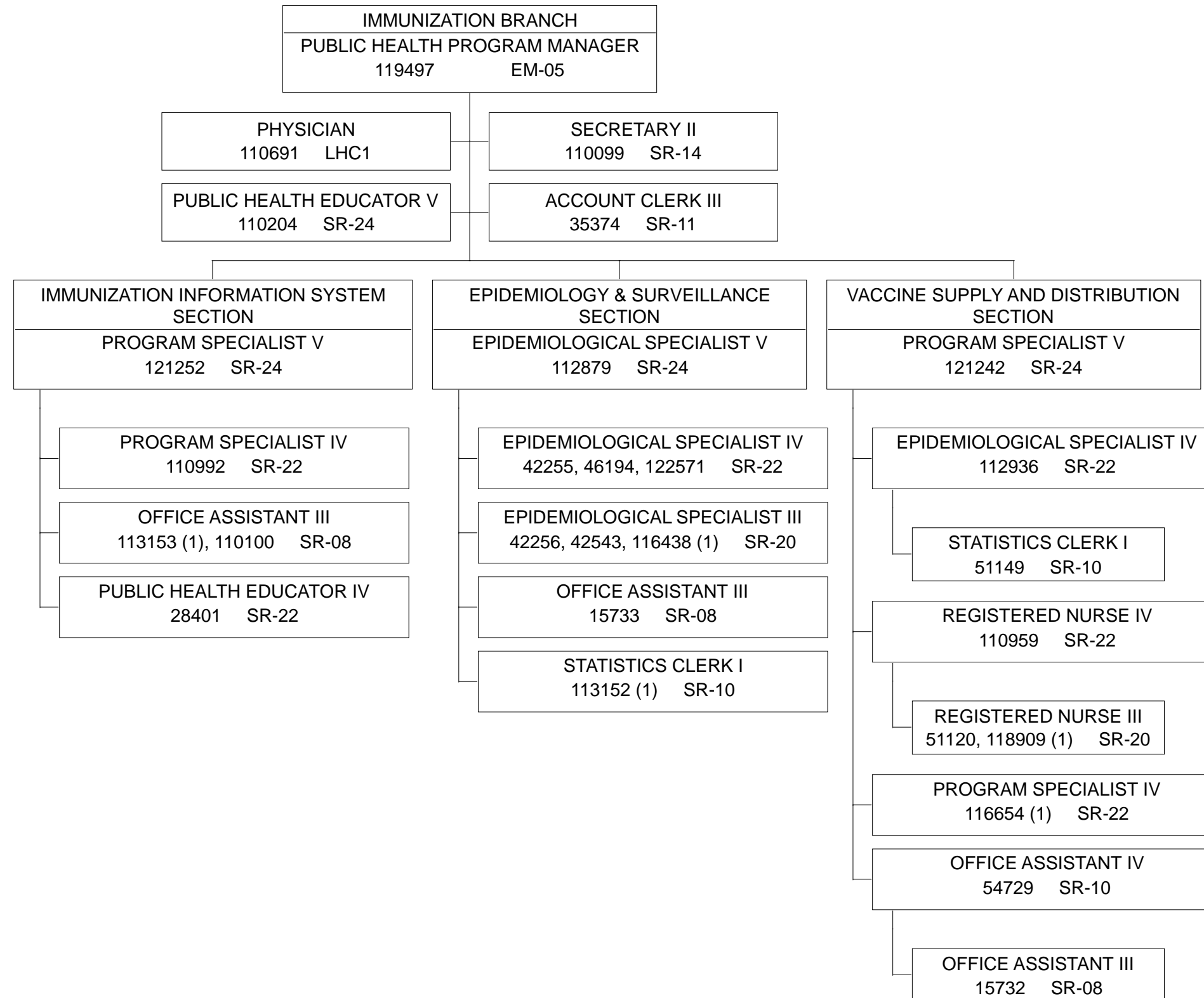
POSITION ORGANIZATION CHART



STATE OF HAWAII
DEPARTMENT OF HEALTH
HEALTH RESOURCES ADMINISTRATION
DISEASE OUTBREAK CONTROL DIVISION
DISEASE INVESTIGATION BRANCH

POSITION ORGANIZATION CHART






(1) TEMPORARY, NTE 6/30/23.

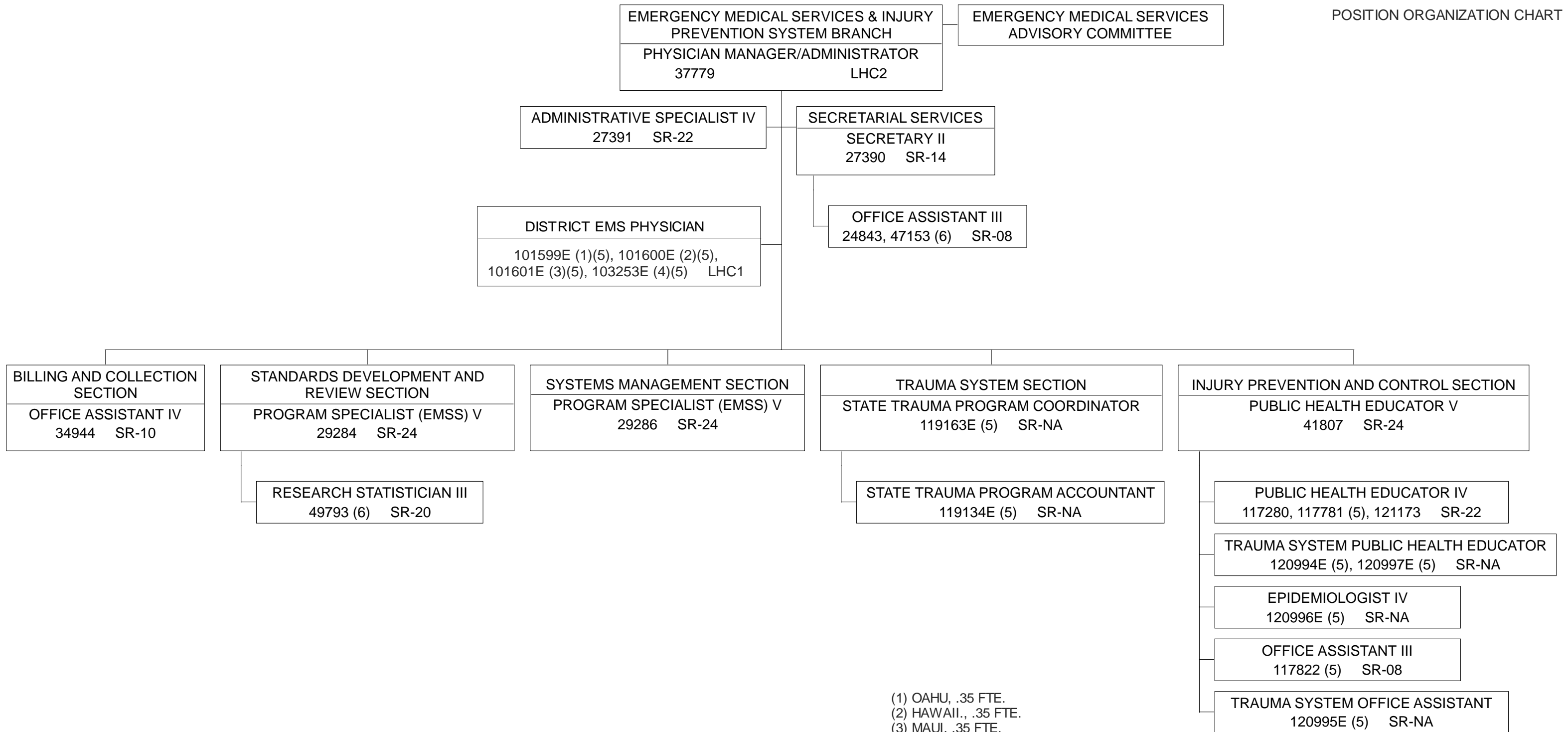
EMERGENCY MEDICAL SERVICES & INJURY PREVENTION SYSTEM BRANCH

ORGANIZATION CHART



EMERGENCY MEDICAL SERVICES & INJURY PREVENTION SYSTEM BRANCH

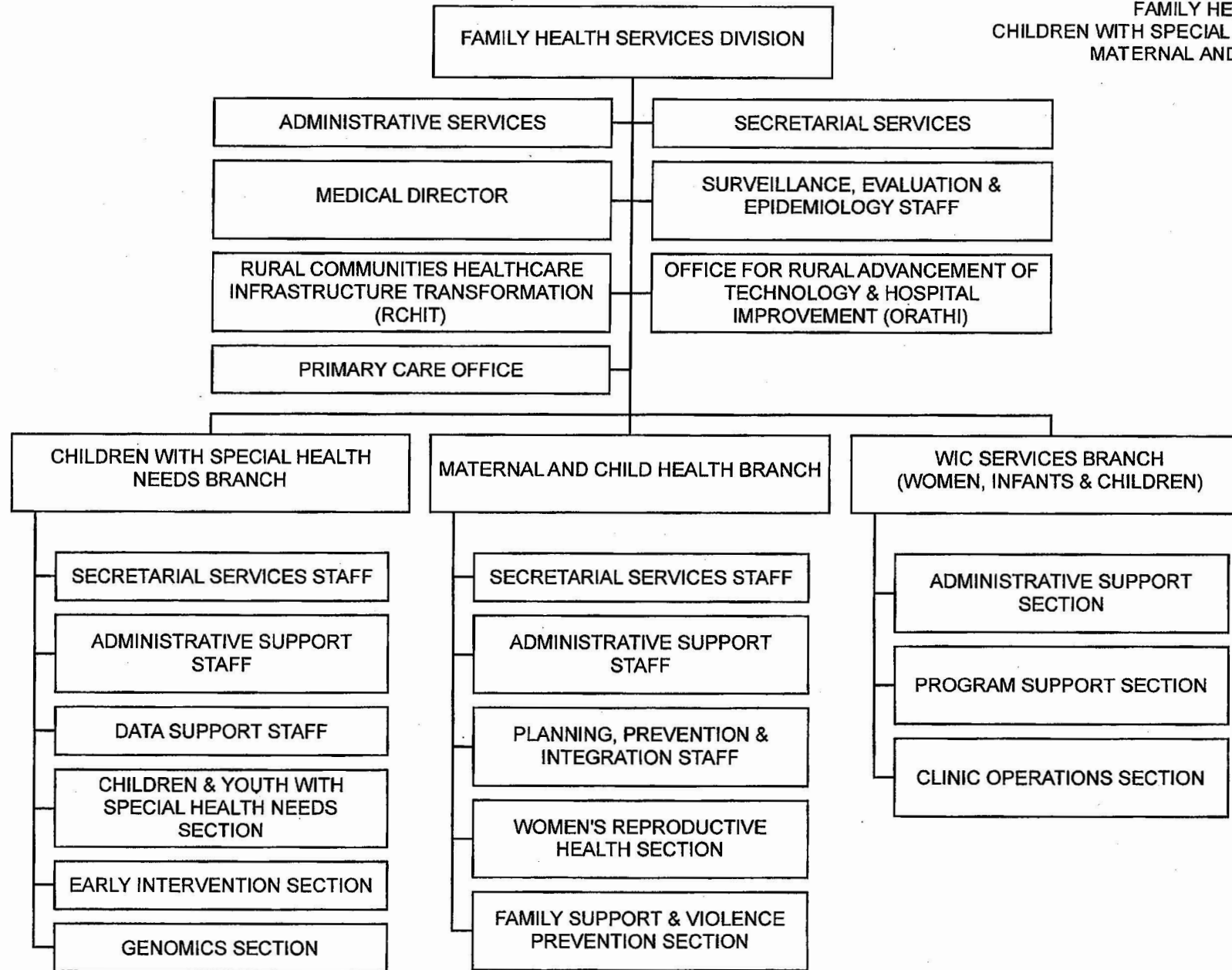
POSITION ORGANIZATION CHART



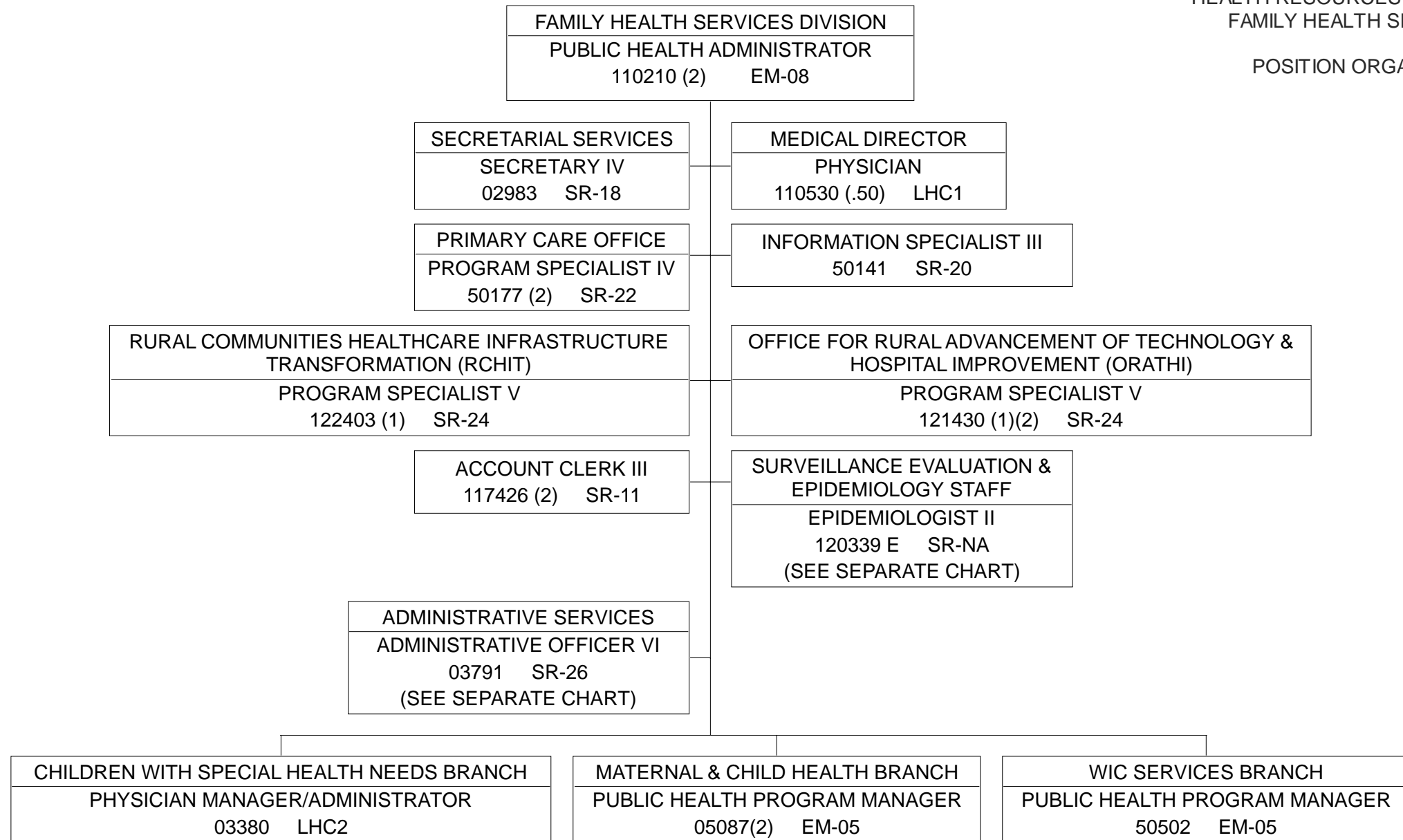
- (1) OAHU, .35 FTE.
- (2) HAWAII, .35 FTE.
- (3) MAUI, .35 FTE.
- (4) KAUAI, .35 FTE.
- (5) TEMPORARY NTE 6/30/23.
- (6) TO BE ABOLISHED PER ACT 009/SLH 2020

STATE OF HAWAII
 DEPARTMENT OF HEALTH
 HEALTH RESOURCES ADMINISTRATION
 FAMILY HEALTH SERVICES DIVISION
 CHILDREN WITH SPECIAL HEALTH NEEDS BRANCH
 MATERNAL AND CHILD HEALTH BRANCH
 WIC SERVICES BRANCH

ORGANIZATION CHART



POSITION ORGANIZATION CHART



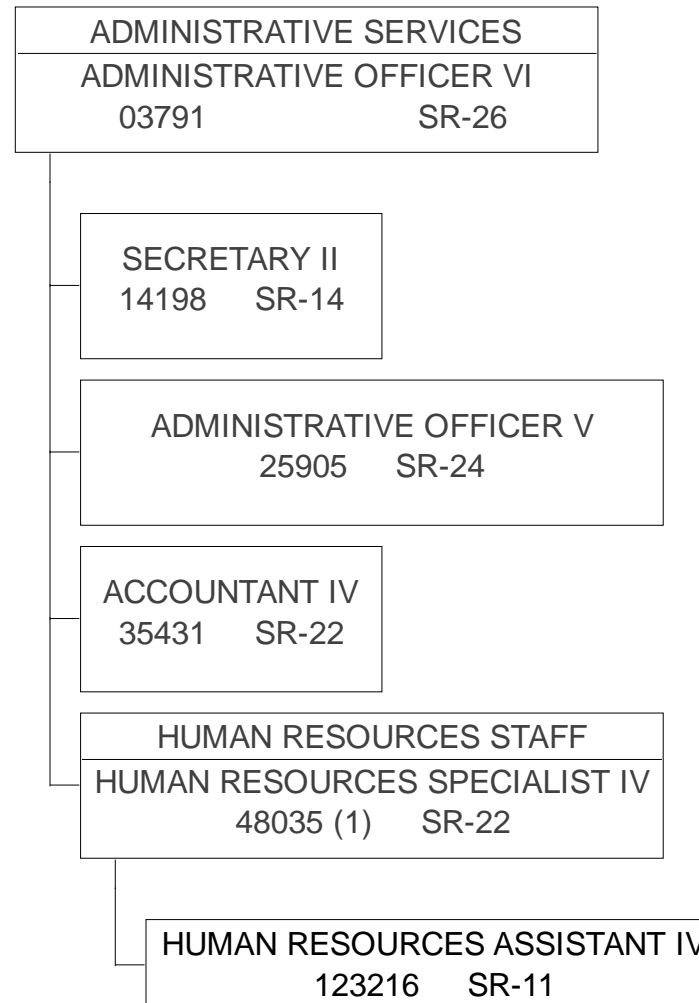
STATE OF HAWAII
DEPARTMENT OF HEALTH
HEALTH RESOURCES ADMINISTRATION
FAMILY HEALTH SERVICES DIVISION
ADMINISTRATIVE SERVICES

ORGANIZATION CHART



STATE OF HAWAII
DEPARTMENT OF HEALTH
HEALTH RESOURCES ADMINISTRATION
FAMILY HEALTH SERVICES DIVISION
ADMINISTRATIVE SERVICES

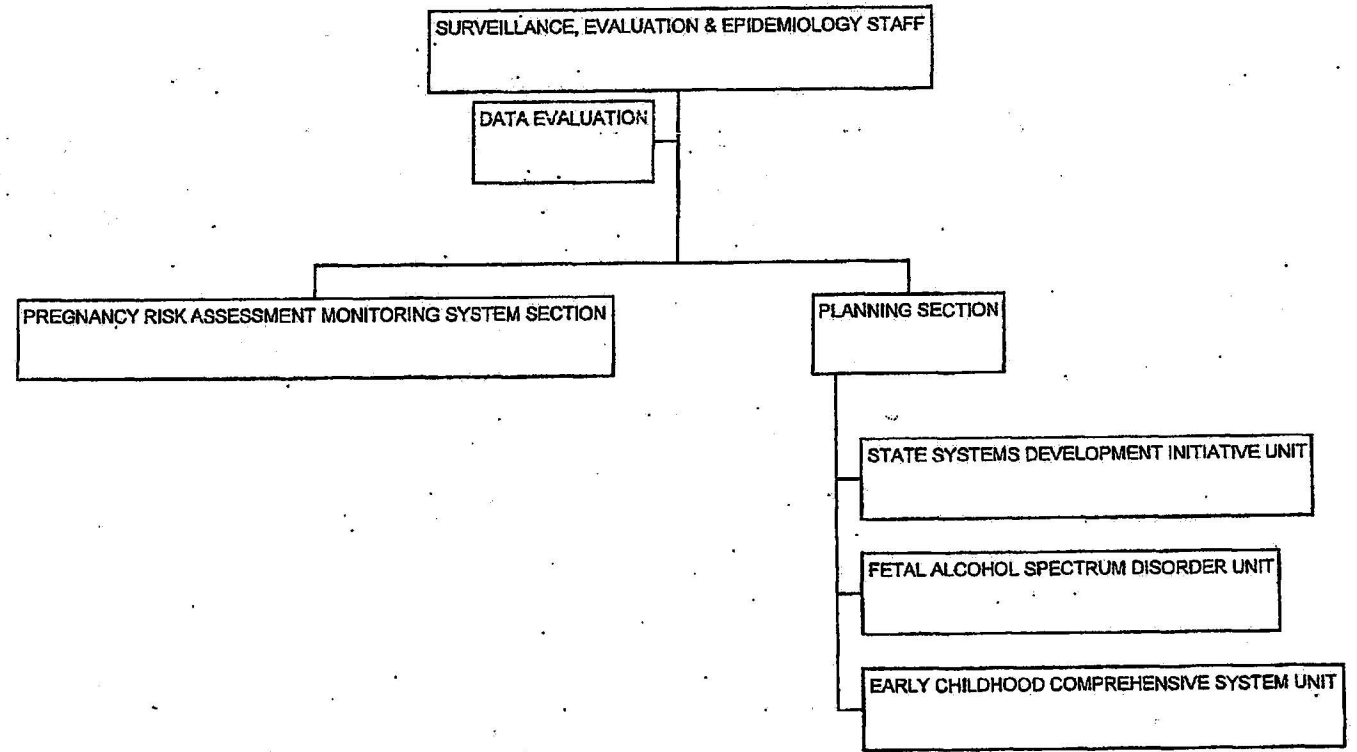
POSITION ORGANIZATION CHART



(1) TO BE REDESCRIBED.

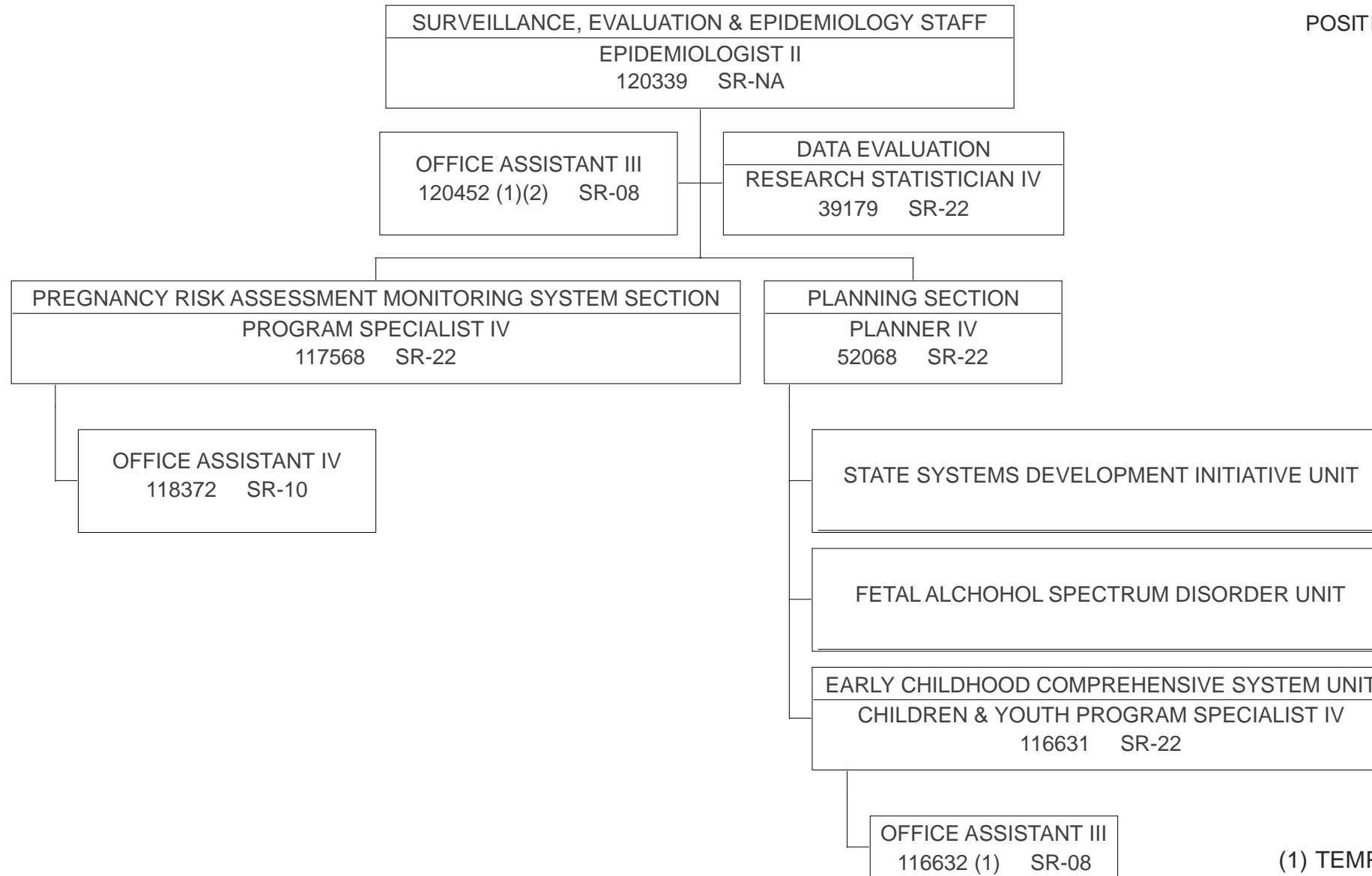
STATE OF HAWAII
DEPARTMENT OF HEALTH
HEALTH RESOURCES ADMINISTRATION
FAMILY HEALTH SERVICES DIVISION
SURVEILLANCE, EVALUATION & EPIDEMIOLOGY STAFF

ORGANIZATION CHART

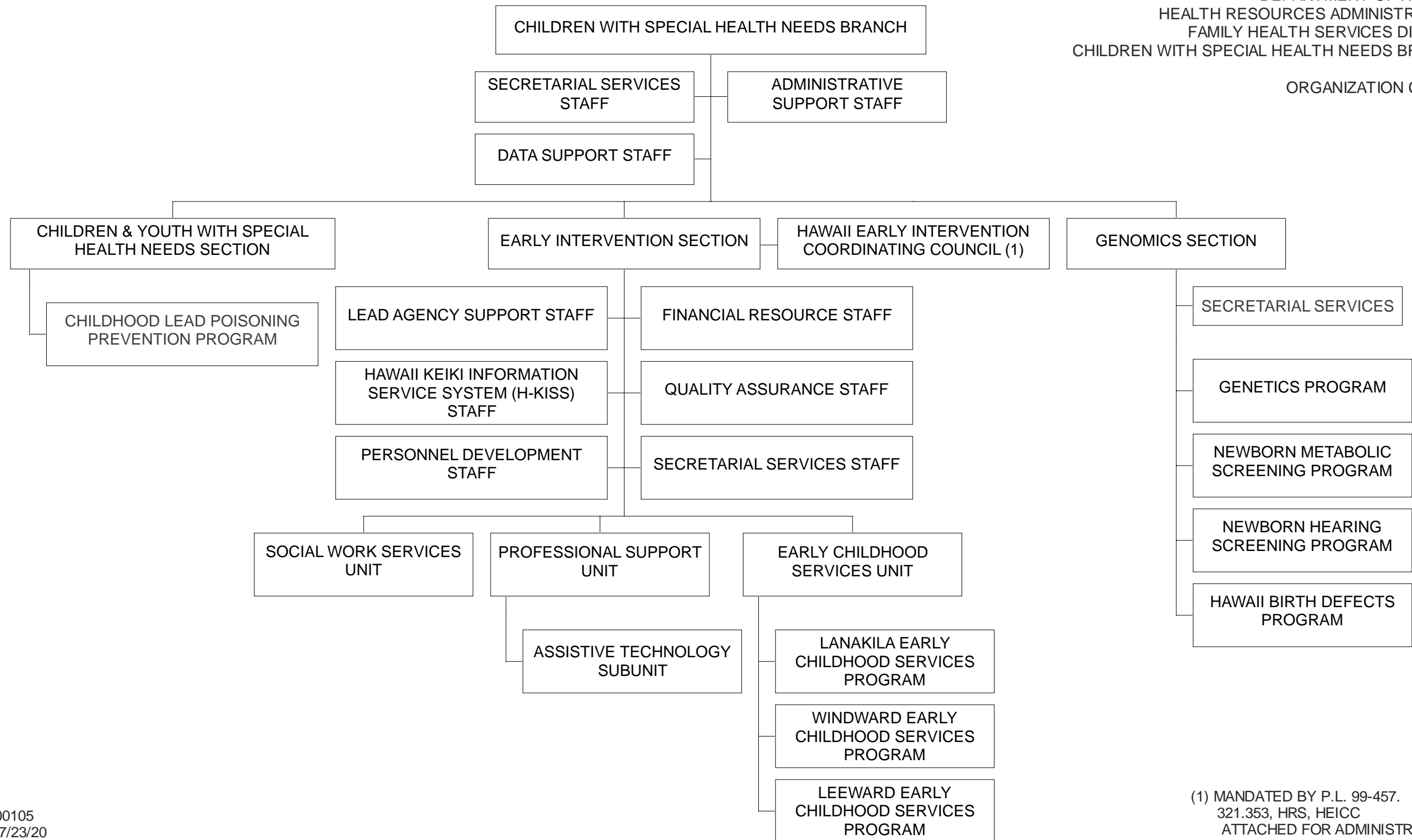


STATE OF HAWAII
 DEPARTMENT OF HEALTH
 HEALTH RESOURCES ADMINISTRATION
 FAMILY HEALTH SERVICES DIVISION
 SURVEILLANCE, EVALUATION & EPIDEMIOLOGY STAFF

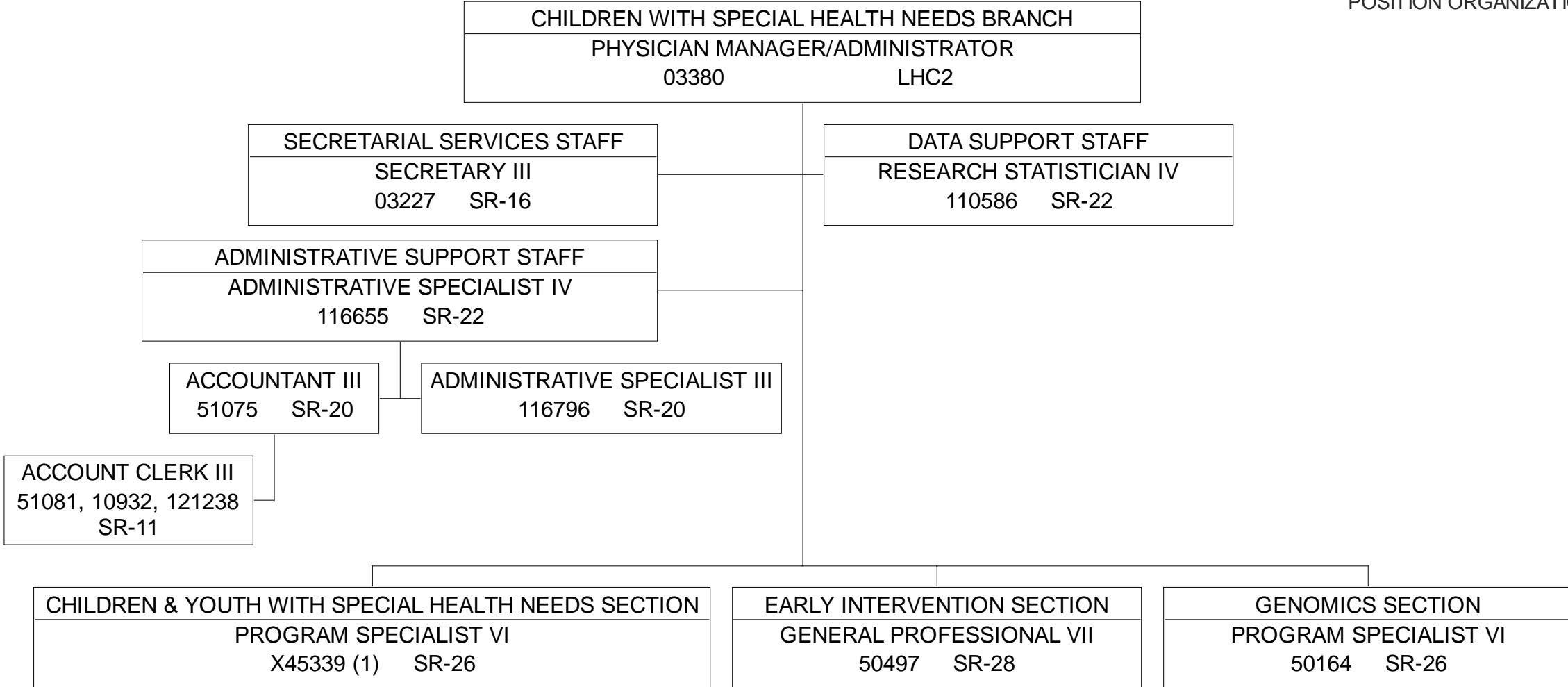
POSITION ORGANIZATION CHART



(1) TEMPORARY, NTE 6/30/23.
 (2) 0.50FTE



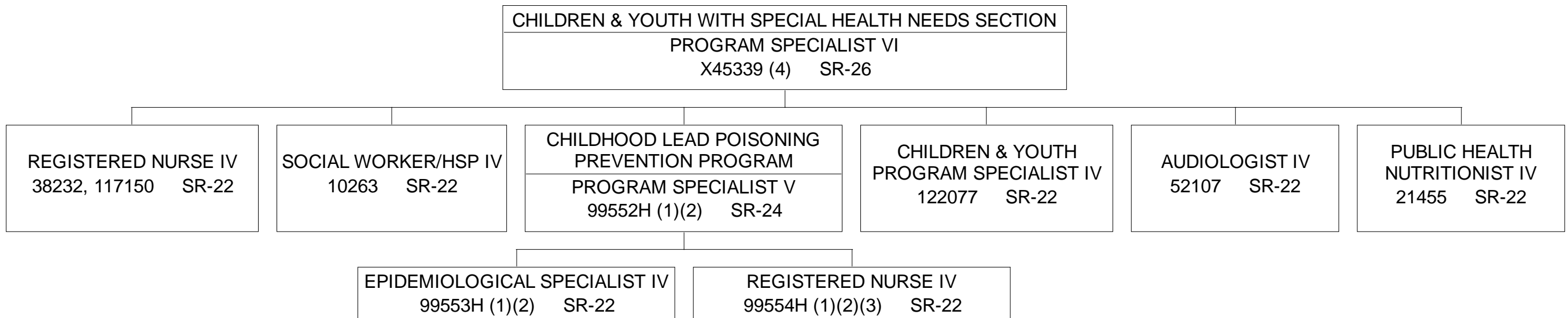
POSITION ORGANIZATION CHART



(1) PENDING ASSIGNMENT OF NEW PSTN# FOR APPROVED PSTN VARIANCE PER ACT 005/SLH2019, AS AMENDED BY ACT 009/SLH 2020.

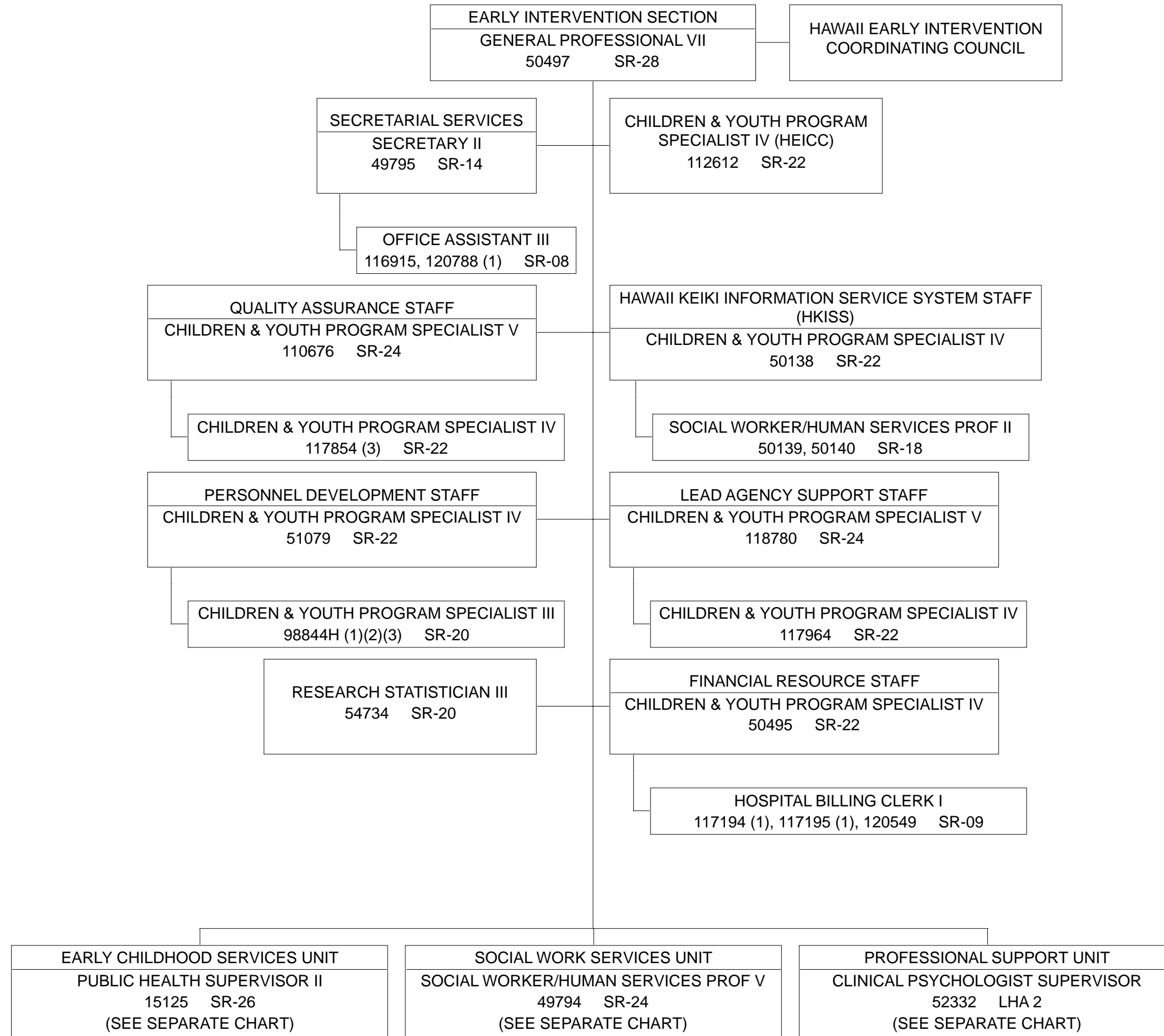
STATE OF HAWAII
 DEPARTMENT OF HEALTH
 HEALTH RESOURCES ADMINISTRATION
 FAMILY HEALTH SERVICES DIVISION
 CHILDREN WITH SPECIAL HEALTH NEEDS BRANCH
 CHILDREN & YOUTH WITH SPECIAL HEALTH NEEDS SECTION

POSITION ORGANIZATION CHART



(1) TO BE ESTABLISHED.
 (2) TEMPORARY, NTE 6/30/23
 (3) 0.5 FTE
 (4) PENDING ASSIGNMENT OF NEW PSTN# FOR
 APPROVED PSTN VARIANCE PER ACT 005/SLH2019 AS
 AMENDED BY ACT 009/SLH 2020.

POSITION ORGANIZATION CHART



(1) TEMPORARY, NTE 6/30/23.
 (2) TO BE ESTABLISHED.
 (3) TO BE ABOLISHED PER ACT 009/SLH 2020

POSITION ORGANIZATION CHART

EARLY CHILDHOOD SERVICES UNIT
 PUBLIC HEALTH SUPERVISOR II
 15125 SR-26

SPEECH PATHOLOGIST IV
 119201 (1) SR-22

LANAKILA EARLY CHILDHOOD SERVICES PROGRAM
 PUBLIC HEALTH SUPERVISOR I
 23952 SR-24

WINDWARD EARLY CHILDHOOD SERVICES PROGRAM
 PUBLIC HEALTH SUPERVISOR I
 23659 SR-24

LEEWARD EARLY CHILDHOOD SERVICES PROGRAM
 PUBLIC HEALTH SUPERVISOR I
 24799 SR-24

OFFICE ASSISTANT III
 26269, 111084 SR-08

SOCIAL WORKER/HUMAN SERVICES PROF IV
 26202 SR-22

SOCIAL WORKER/HUMAN SERVICES PROF III
 113002 (1) SR-20

SPEECH PATHOLOGIST IV
 50741, 50147, 119203 SR-22

OCCUPATIONAL THERAPIST III
 49805 SR-20

PHYSICAL THERAPIST III
 49806 SR-20

SPECIAL EDUCATION TEACHER III
 50150 SR-20

OFFICE ASSISTANT III
 24472, 111081 SR-08

SPECIAL EDUCATION TEACHER III
 50148 SR-20

SOCIAL WORKER/HUMAN SERVICES PROF IV
 26201 SR-22

SOCIAL WORKER/HUMAN SERVICES PROF III
 113001 (1), 113004 SR-20

SPEECH PATHOLOGIST IV
 110297, 118781 SR-22

PHYSICAL THERAPIST III
 50146 SR-20

OCCUPATIONAL THERAPIST III
 43079 SR-20

OFFICE ASSISTANT III
 25165, 111085 SR-08

SPECIAL EDUCATION TEACHER III
 112415, 122755 SR-20

SOCIAL WORKER/HUMAN SERVICES PROF IV
 24854 SR-22

SOCIAL WORKER/HSP III
 113003, 113005 SR-20

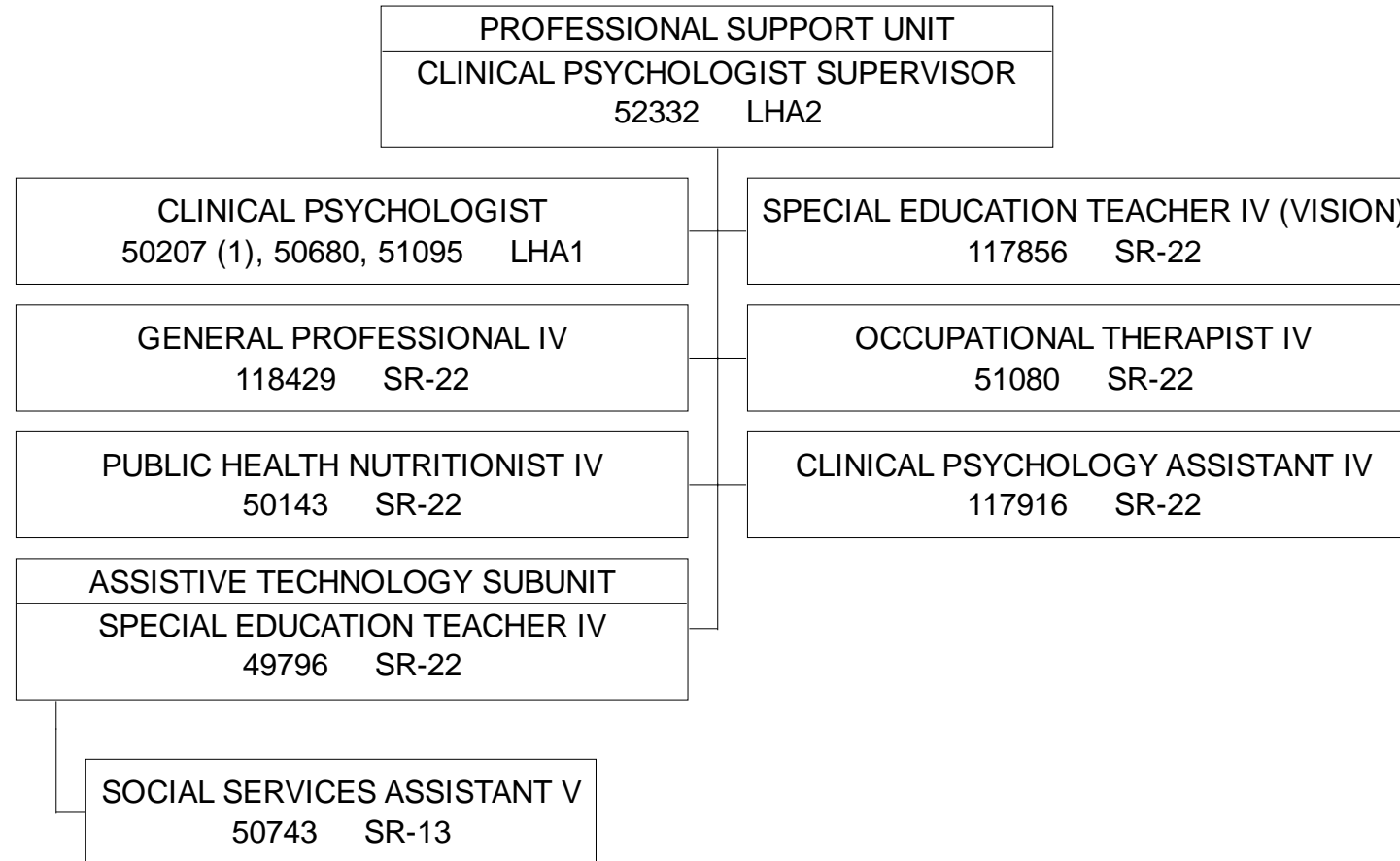
SPEECH PATHOLOGIST IV
 112411, 119204 SR-22

PHYSICAL THERAPIST III
 50145 SR-20

OCCUPATIONAL THERAPIST III
 33102, 112999 SR-20

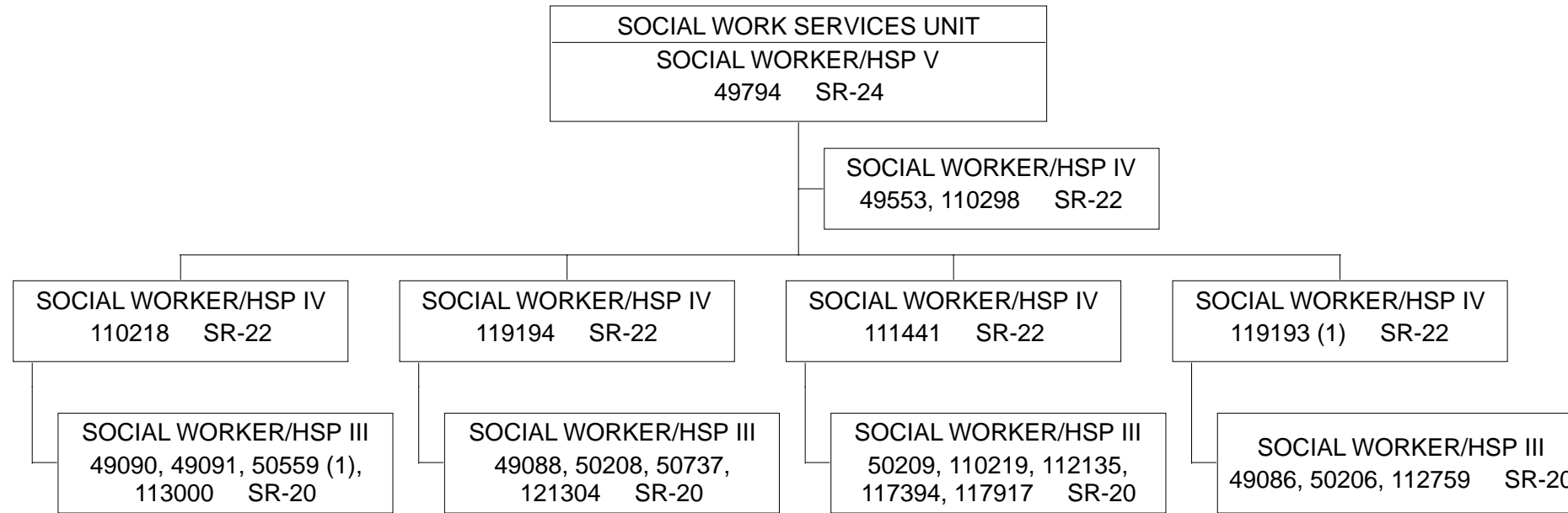
STATE OF HAWAII
 DEPARTMENT OF HEALTH
 HEALTH RESOURCES ADMINISTRATION
 FAMILY HEALTH SERVICES DIVISION
 CHILDREN WITH SPECIAL HEALTH NEEDS BRANCH
 EARLY INTERVENTION SECTION
 PROFESSIONAL SUPPORT UNIT

POSITION ORGANIZATION CHART

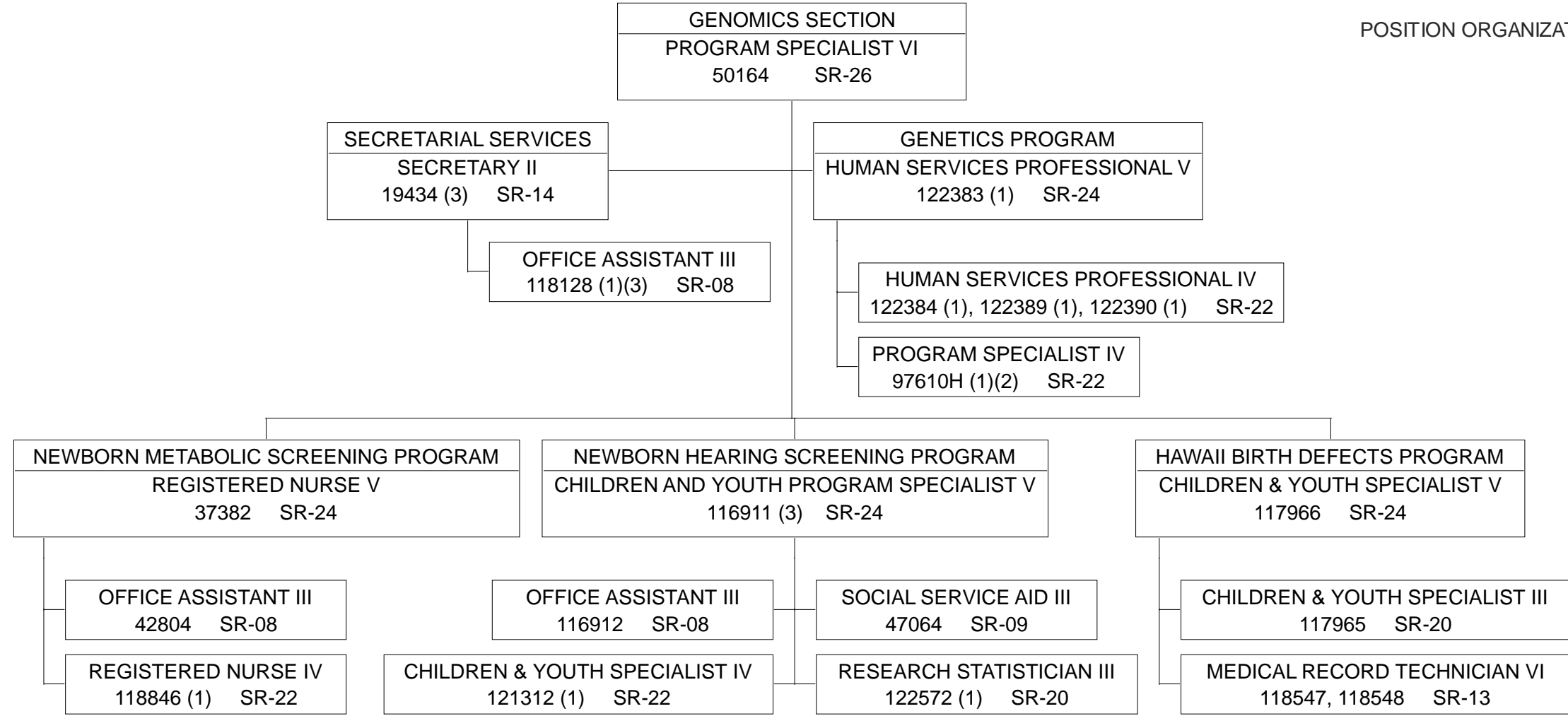


STATE OF HAWAII
 DEPARTMENT OF HEALTH
 HEALTH RESOURCES ADMINISTRATION
 FAMILY HEALTH SERVICES DIVISION
 CHILDREN WITH SPECIAL HEALTH NEEDS BRANCH
 EARLY INTERVENTION SECTION
 SOCIAL WORK SERVICES UNIT

POSITION ORGANIZATION CHART

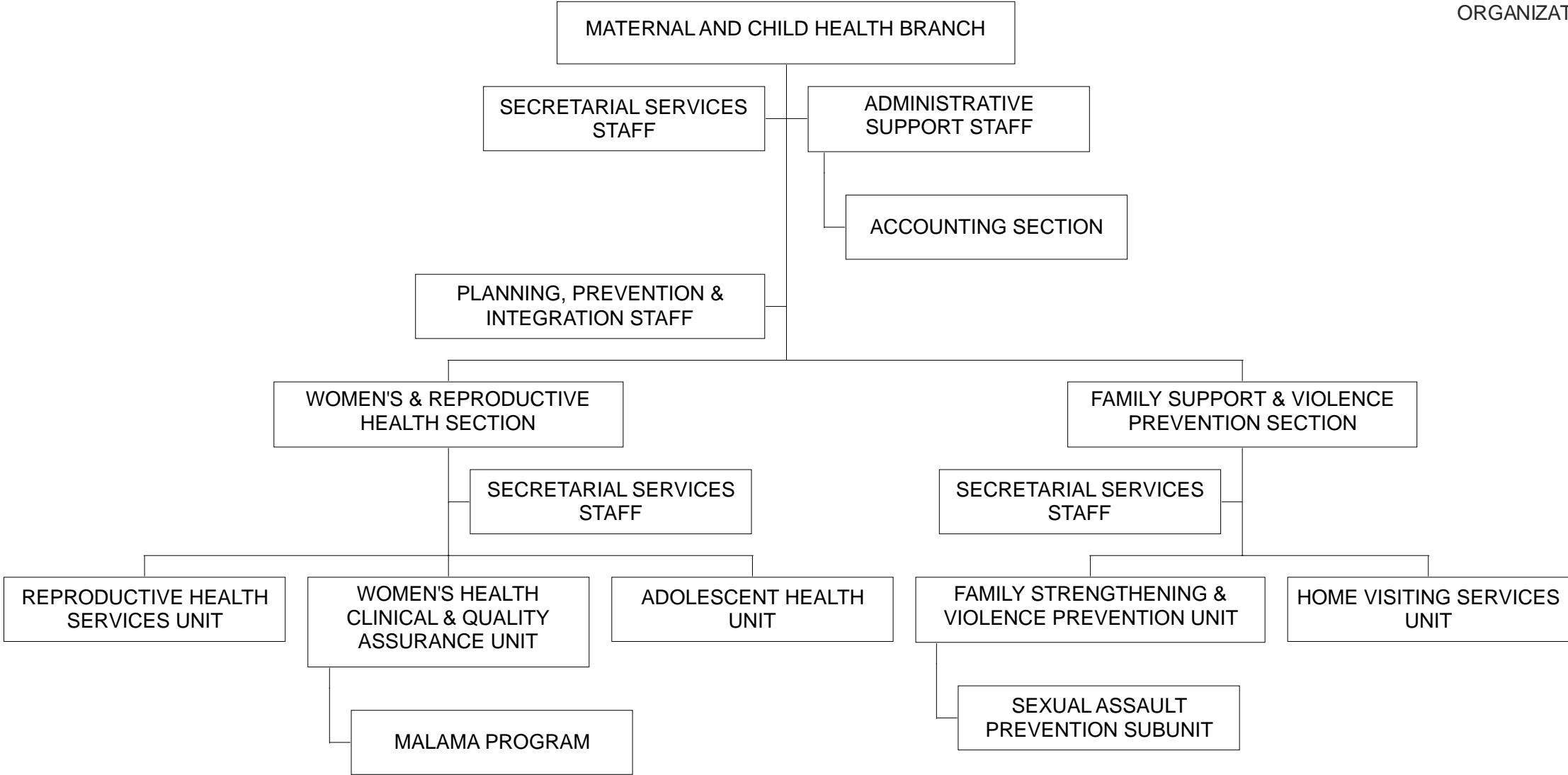


POSITION ORGANIZATION CHART

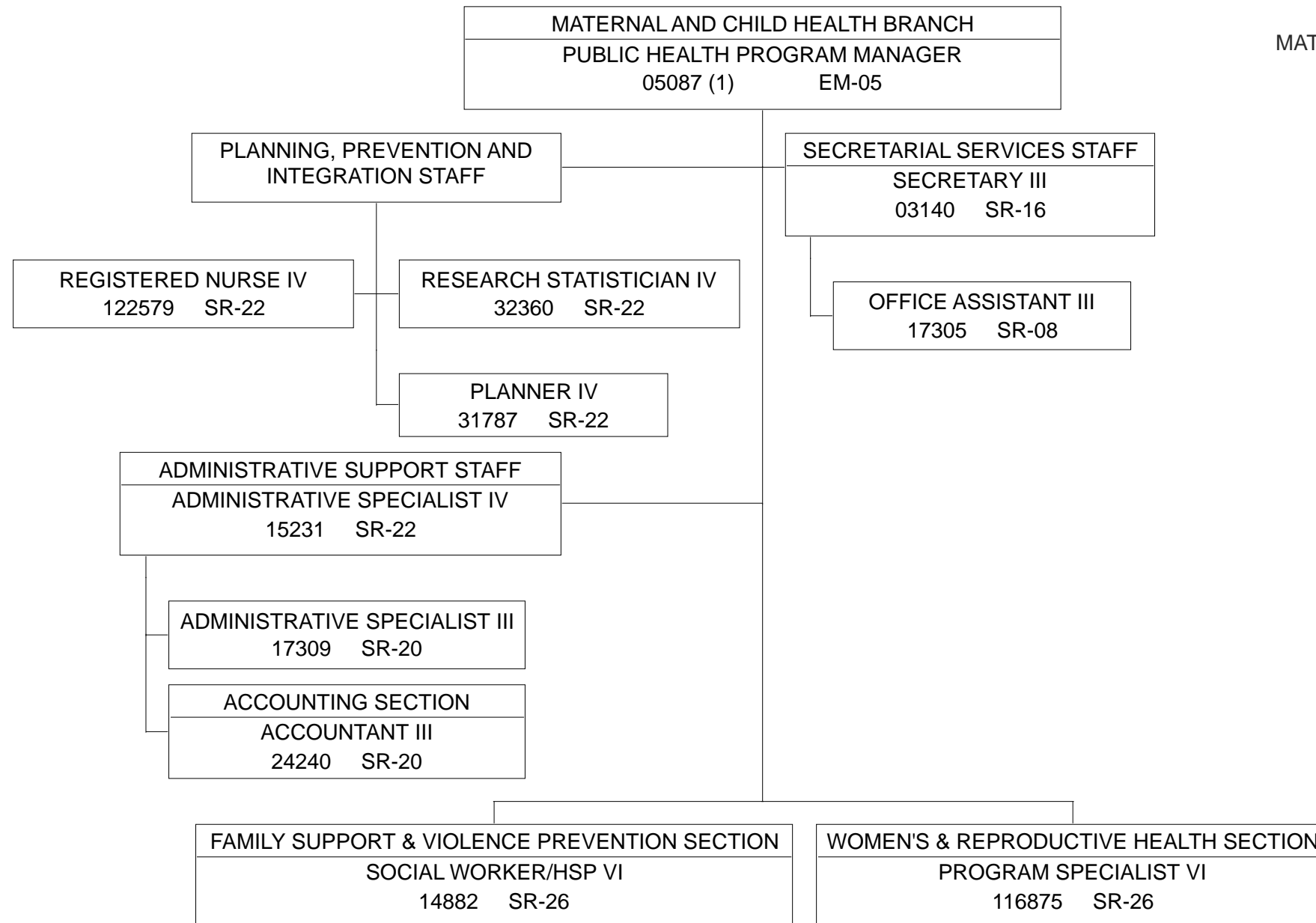


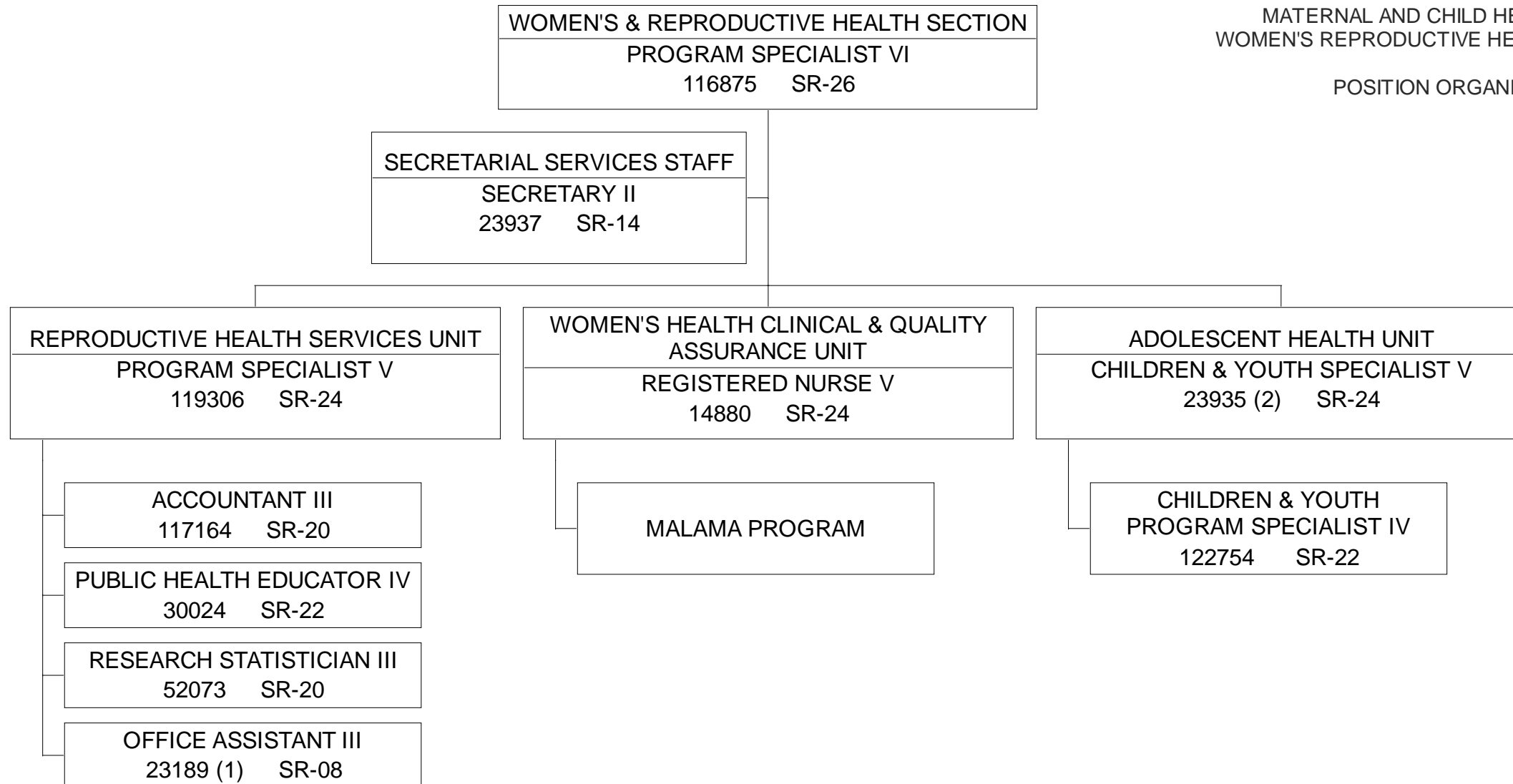
(1) TEMPORARY, NTE 6/30/23.
 (2) TO BE ESTABLISHED
 (3) TO BE REDESCRIBED

ORGANIZATION CHART

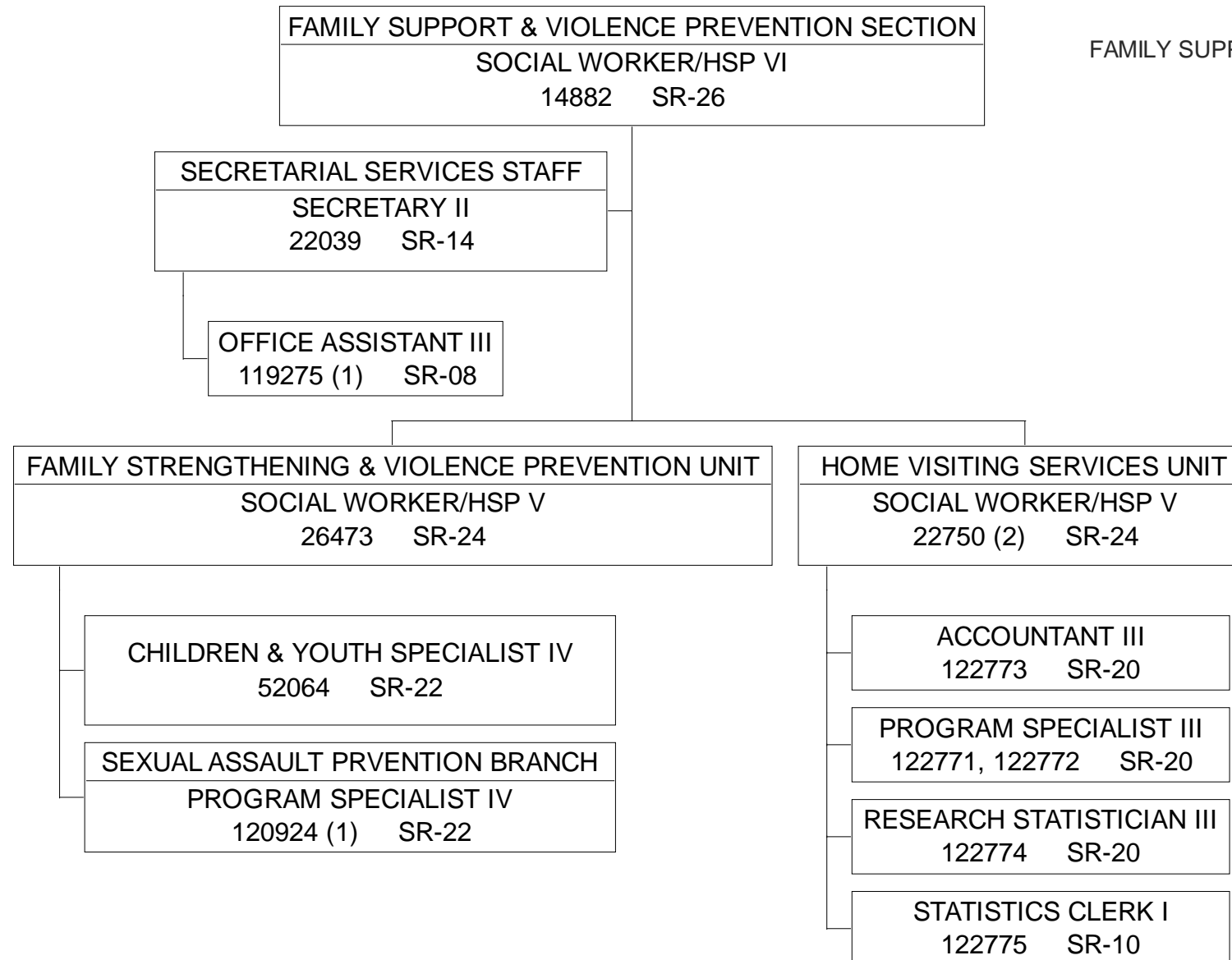


POSITION ORGANIZATION CHART





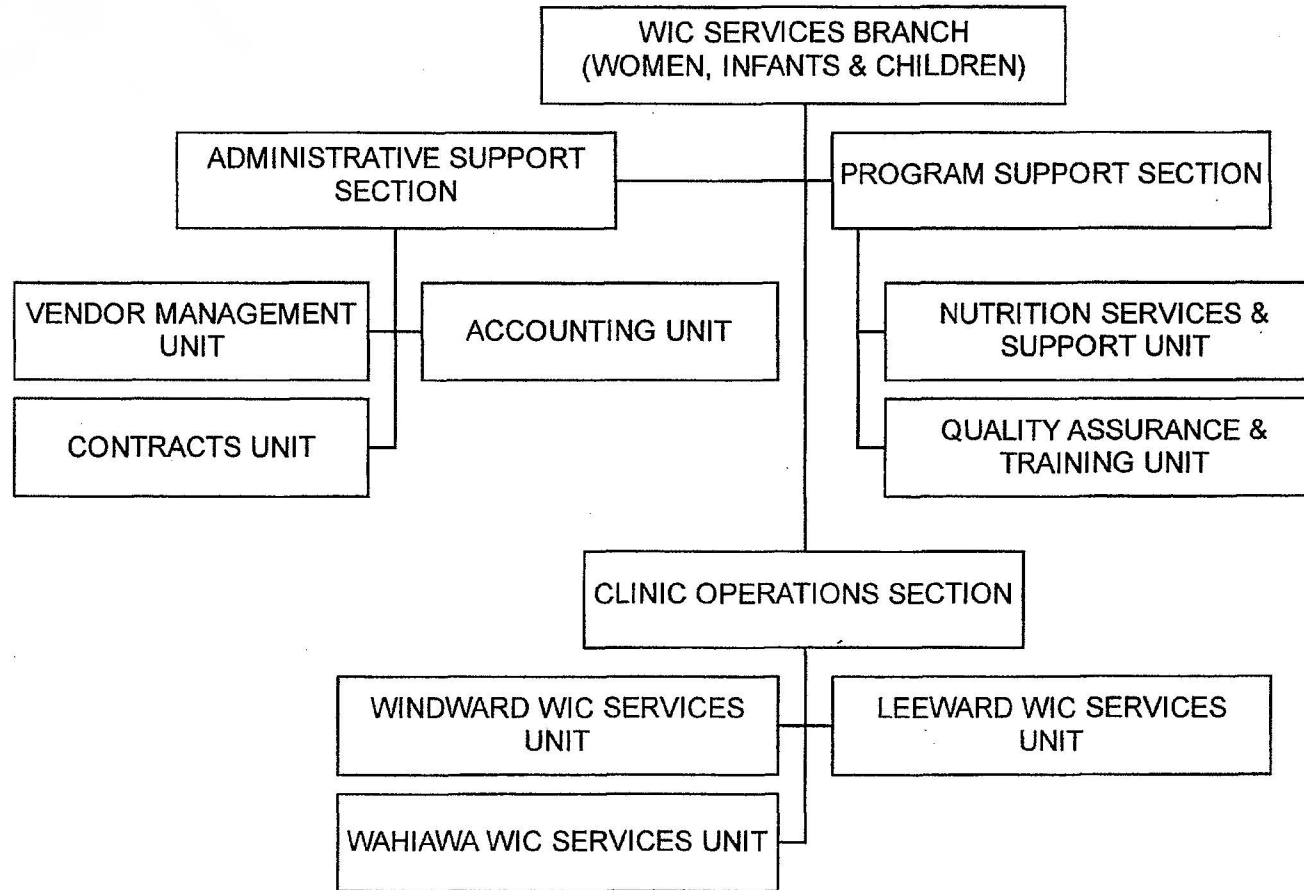
(1) TEMPORARY, NTE 6/30/23.
 (2) TO BE REDESCRIBED.



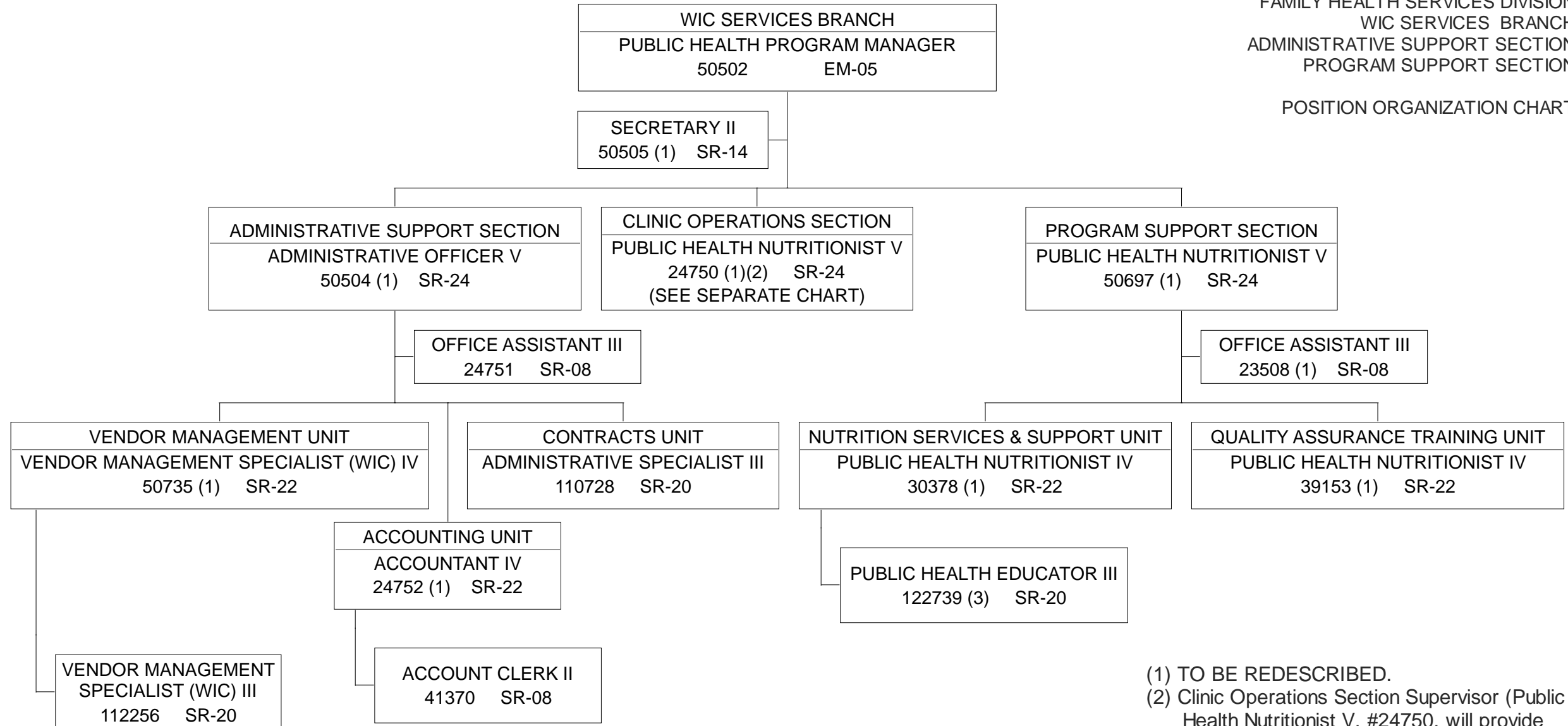
(1) TEMPORARY, NTE 6/30/23.
 (2) TO BE REDESCRIBED.

STATE OF HAWAII
DEPARTMENT OF HEALTH
HEALTH RESOURCES ADMINISTRATION
FAMILY HEALTH SERVICES DIVISION
WIC SERVICES BRANCH

ORGANIZATION CHART



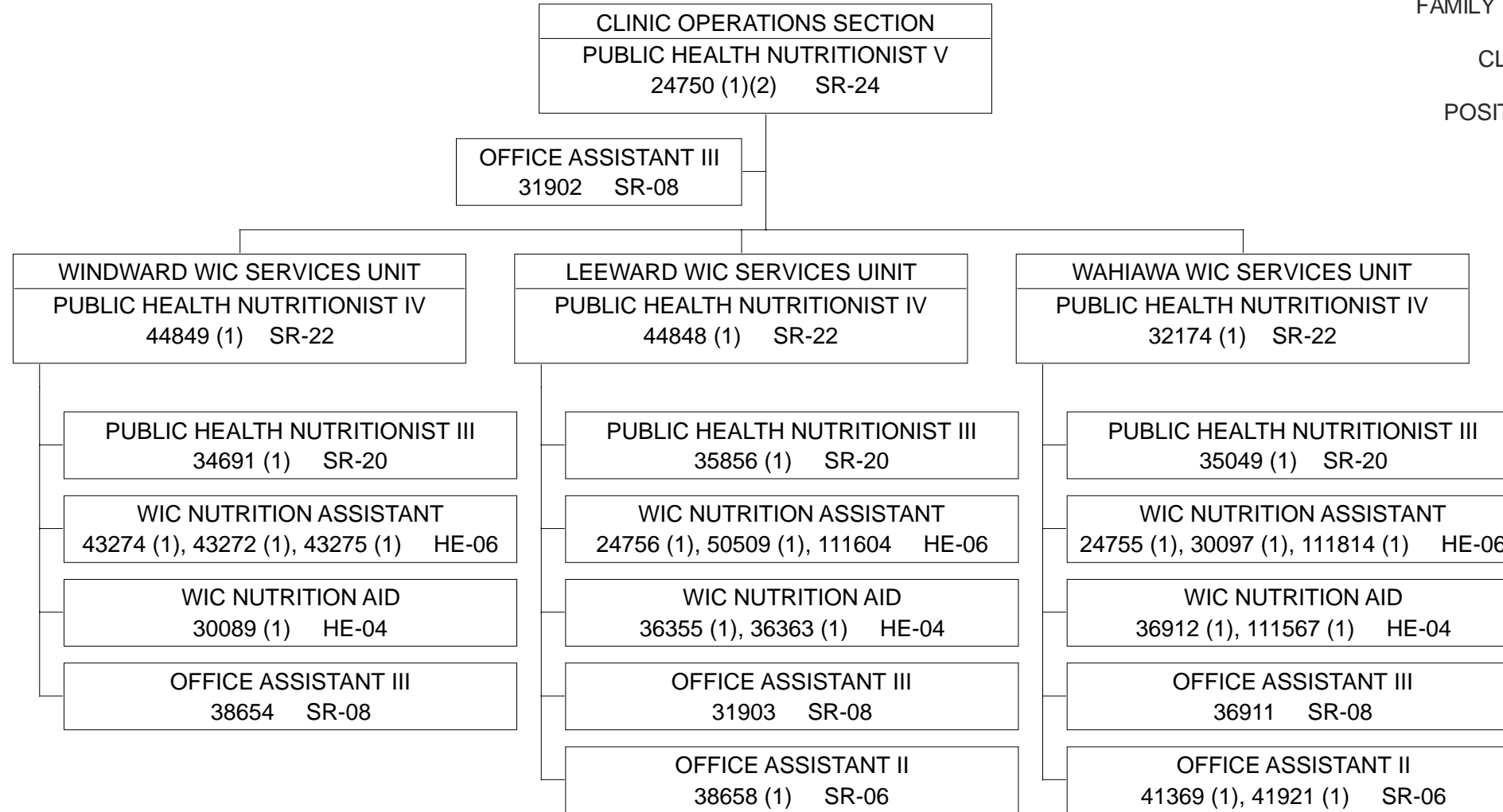
POSITION ORGANIZATION CHART



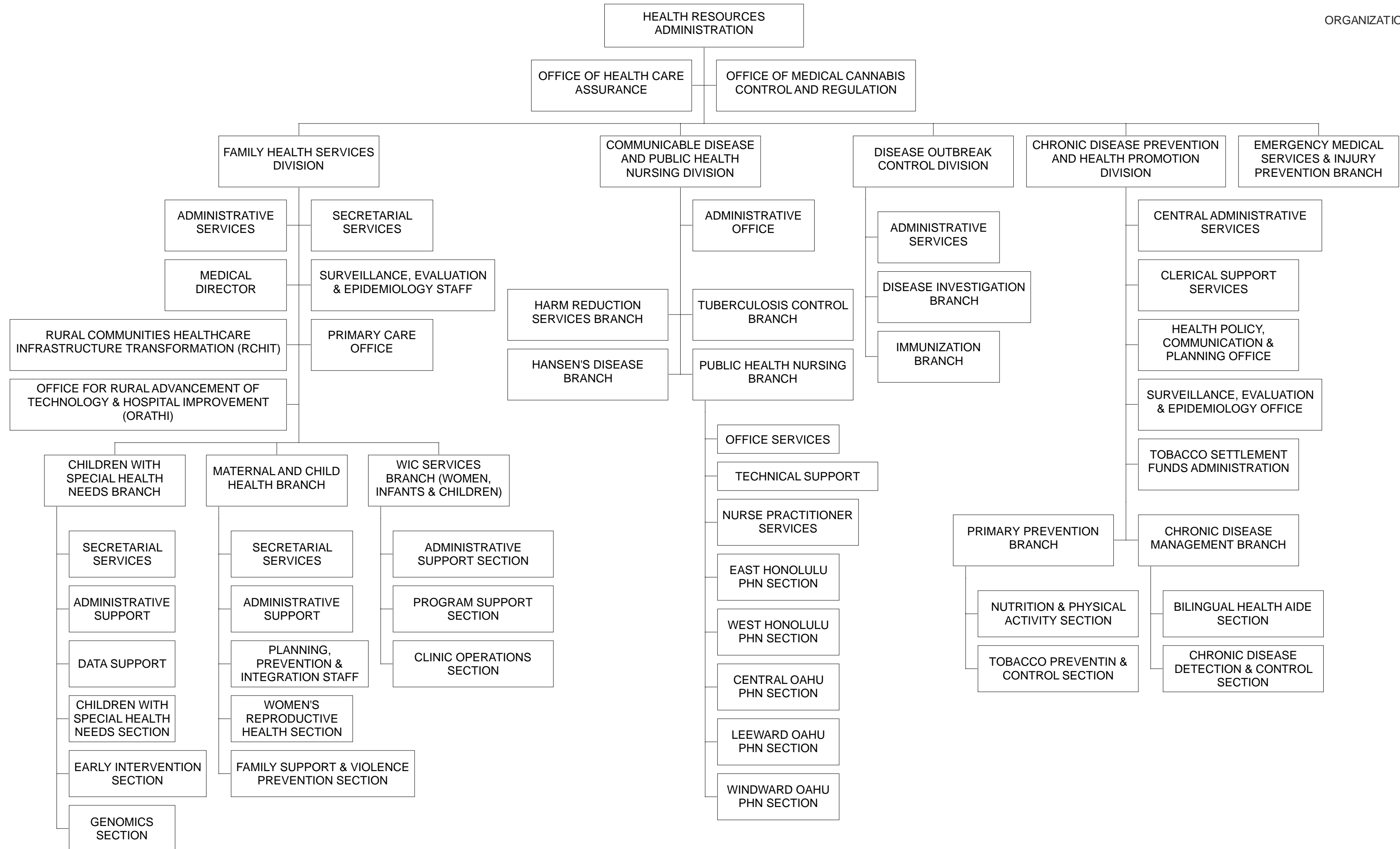
- (1) TO BE REDESCRIBED.
- (2) Clinic Operations Section Supervisor (Public Health Nutritionist V, #24750, will provide technical supervision via Public Health Nutritionist IV's in each District Health Office (Hawaii, Maui, Kauai WIC Services).
- (3) TEMPORARY, NTE 6/30/23.

STATE OF HAWAII
 DEPARTMENT OF HEALTH
 HEALTH RESOURCES ADMINISTRATION
 FAMILY HEALTH SERVICES DIVISION
 WIC SERVICES BRANCH
 CLINIC OPERATIONS SECTION

POSITION ORGANIZATION CHART

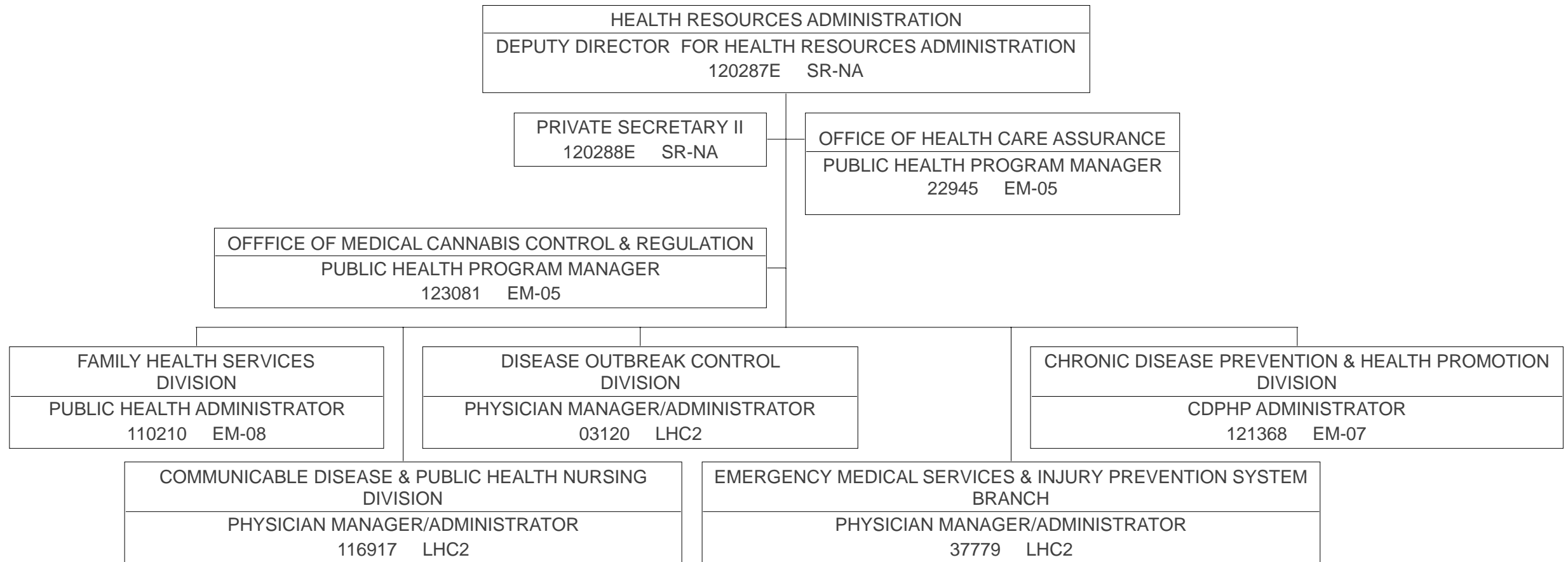


- (1) TO BE REDESCRIBED.
- (2) Clinic Operations Section Supervisor (Public Health Nutritionist V, #24750), will supervise WIC Services via Public Health Nutritionist IV's in each District Health Office (Hawaii, Maui, Kauai).

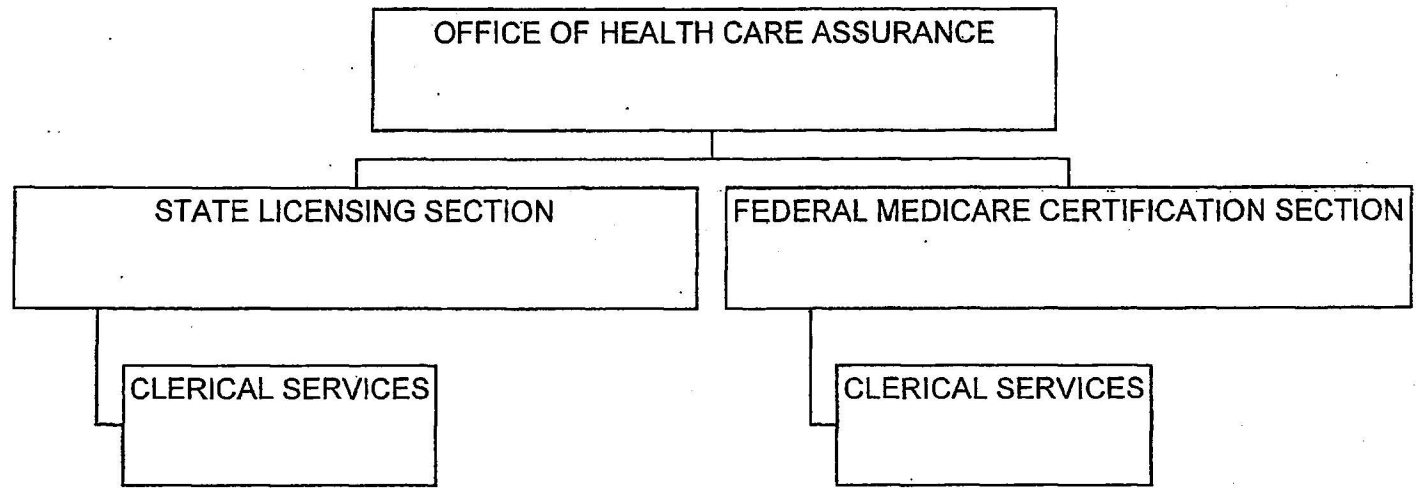


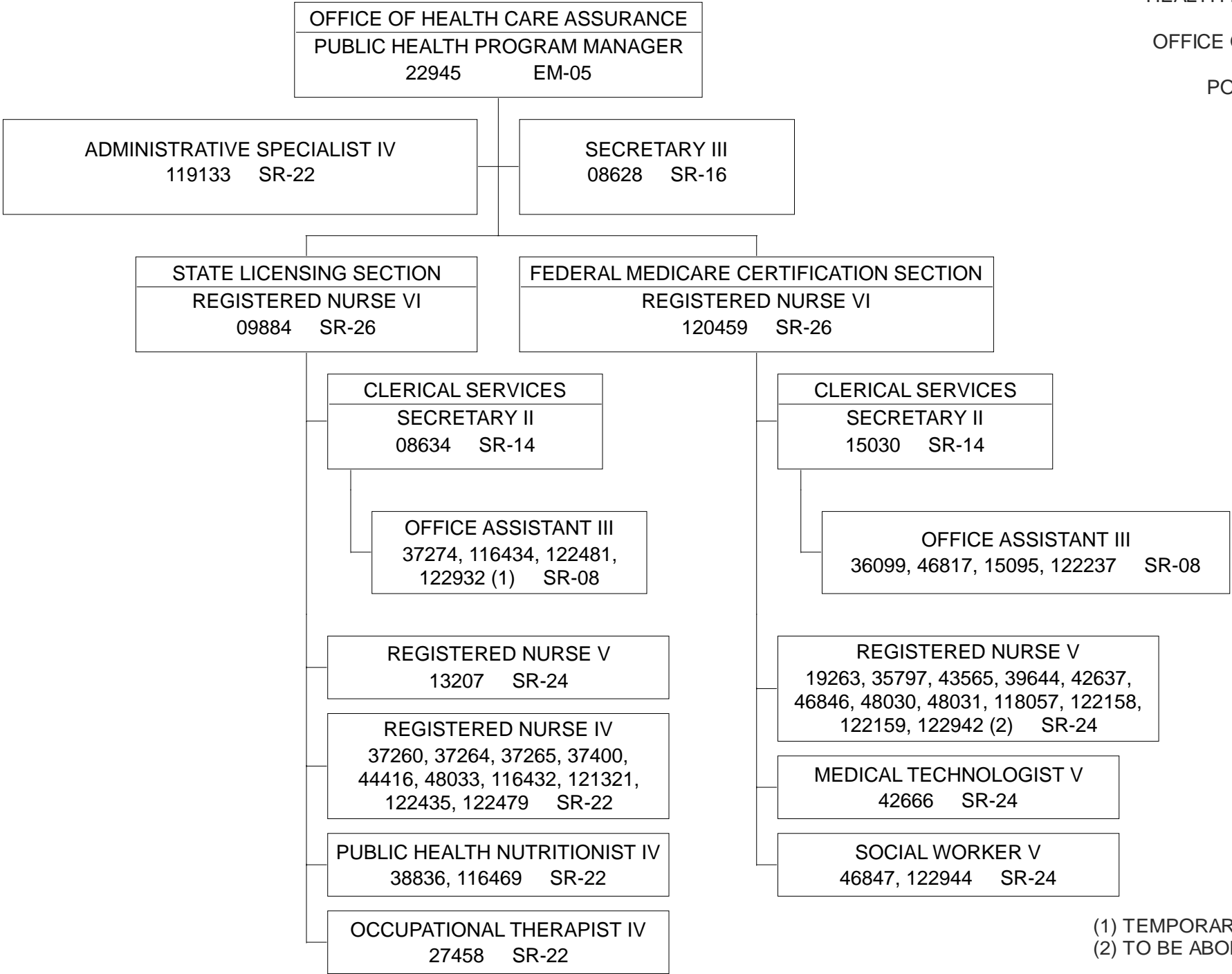
STATE OF HAWAII
 DEPARTMENT OF HEALTH
 HEALTH RESOURCES ADMINISTRATION

POSITION ORGANIZATION CHART

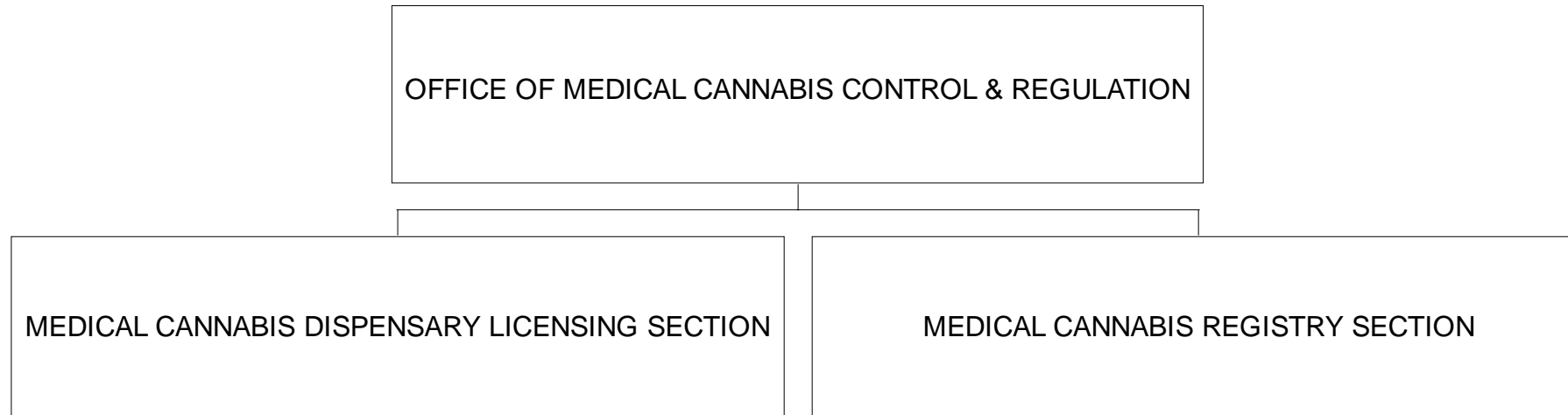


STATE OF HAWAII
DEPARTMENT OF HEALTH
HEALTH RESOURCES ADMINISTRATION
OFFICE OF HEALTH CARE ASSURANCE
ORGANIZATION CHART





(1) TEMPORARY, NTE 6/30/23
 (2) TO BE ABOLISHED PER ACT 9/SLH 2020



OFFICE OF MEDICAL CANNABIS CONTROL & REGULATION

POSITION ORGANIZATION CHART

