

DAVID Y. IGE
GOVERNOR



CURT T. OTAGURO
COMPTROLLER
AUDREY HIDANO
DEPUTY COMPTROLLER

STATE OF HAWAII
DEPARTMENT OF ACCOUNTING AND GENERAL SERVICES
P.O. BOX 119, HONOLULU, HAWAII 96810-0119

December 29, 2021

The Honorable Donovan M. Dela Cruz
Chair, Senate Committee on Ways and Means
State Capitol, Room 208
Honolulu, HI 96813

The Honorable Sharon Y. Moriwaki
Chair, Senate Committee on Government Operations
State Capitol, Room 223
Honolulu, HI 96813

Dear Chair Dela Cruz and Chair Moriwaki:

As requested in your memo dated November 8, 2021, attached is our 2022 budget briefing testimony. An electronic copy of our budget testimony and the corresponding excel spreadsheets will be emailed to Ms. Stacy Ferreira. Members of my staff and I look forward to the opportunity to discuss our budget testimony with your committee.

If you have any questions, please call me at 586-0400 or have your staff call Meoh-Leng Silliman of the Administrative Services Office at 586-0690.

Sincerely,

A handwritten signature in black ink, appearing to read "C. Otaguro".

CURT T. OTAGURO
Comptroller

Attachments

**SENATE COMMITTEE ON WAYS AND MEANS
SENATE COMMITTEE ON GOVERNMENT OPERATIONS**

SUPPLEMENTAL BUDGET FISCAL YEAR 2022-2023

**TESTIMONY OF THE
DEPARTMENT OF ACCOUNTING AND GENERAL SERVICES (DAGS)
JANUARY 6, 2022**

Overview

A. Mission Statement, Strategic Objectives, Goals and Performance Metrics. How will the agency measure progress? What milestones will be tracked?

The Department's mission is to attain maximum value for the state taxpayers in providing physical, financial, and technical infrastructure support for state departments and agencies, so they may accomplish their missions.

As a central agency that services many agencies and departments Statewide, the Department's activities reflect a continuing commitment towards cost efficiency, productivity, relevancy and timeliness of services:

1. In the area of fiscal procedures and control, the objective is to enhance the effectiveness and efficiency of the State's accounting and reporting systems by developing, maintaining, improving, and controlling the methods, procedures and forms of these statewide systems. The goals for the state's centralized accounting and auditing programs are to provide timely auditing, recording and reporting services, and system enhancement efforts.

The Systems Accounting Branch's effort is directed towards the development of new statewide accounting systems and major enhancements to existing accounting systems. Performance measures include: a) % of projects completed for new systems/enhancements, and b) % of projects completed for accounting manuals/forms. Activities to measure and track progress include:

- Number of requests to develop new systems/modify existing;
- Number of requests for new/changes to the accounting manuals/forms;
- Number of hours – development of new systems/modify existing; and
- Number of hours – maintenance/management of the accounting manual/forms.

The Pre-Audit Branch pre-audits payroll, contract and other voucher expenditures of the state government for legality and propriety and issues payments. The objective is to assure State payments conform to established standards of propriety and legality and are made promptly. The performance measures are as follows: a) Average in-house time for payments to vendors, b) % of late payments, and c) % of payment vouchers processed with no errors. Activities to measure and track progress include:

- Number of payment vouchers processed;
- Number of contracts examined;
- Number of paychecks issued;
- Number of checks (non-payroll) issued; and
- Number of payments made electronically.

The Recording and Reporting branch endeavors to deliver prompt and proper recording of the State's financial transactions, including the timely processing of documents and issuing of reports like the publication of the State's Annual Comprehensive Financial Report (ACFR) in conformance with generally accepted accounting principles (GAAP). Performance Metrics include: a) The issuance of the ACFR in conformance with GAAP and Schedule of Expenditures of Federal Awards (SEFA) within six months of the end of reporting period, and b) The issuance of quarterly financial reports within four weeks of the end of reporting period, and c) The review and processing documents received from all agencies within four business days. Activities to measure and track progress include:

- The number departments or agencies (currently 36) receiving financial reports distributed regularly; and
- The number of financial reports distributed to departments; currently an average of 5,000 allotment documents processed from annually.

2. In the program area of facilities construction and maintenance, the objective is to construct and maintain on a timely and economical basis, and within assigned areas of responsibility, approved physical facilities needed for the effective operation of state programs. As such, the Department strives for quality and consistency in planning, design, and engineering services in the construction of public works projects.

The program measures include: a) The average variance between estimated and actual bid dates, with a maximum of three months variance as the goal, b) The average pre-bid construction estimate as a percent of the average bid amount, with

a maximum of 100% percent as the goal, c) The average variance between the estimated and actual construction completion dates, with a maximum of three months as the goal, d) The average cost of change orders as a percent of the average actual construction cost, with a current goal of three percent, which is far below national averages, and e) The total of CIP funds required as a percent of the funds appropriated, with a goal of 100%. Activities to measure and track progress include the following:

- Total costs of facilities or projects under design (millions of dollars); and
- Projects under construction during the fiscal year (estimated cost in millions of dollars).

3. The Department's mission to provide technical infrastructure support and governance for executive branch IT projects is accomplished by identifying, prioritizing and advancing innovative initiatives with the greatest potential to increase efficiency, reduce waste, and improve transparency and accountability in state government.

The Office of Enterprise Technology Services (OETS) program objectives include management and operation of all State agencies by providing effective, efficient, coordinated, and cost-beneficial computer and telecommunication services such that State program objectives may be efficiently achieved. In addition, the program provides governance for executive branch IT projects to provide the essential State oversight necessary so that intended goals are achieved and positive return on investment (ROI) is realized for the people of Hawaii. The program also seeks to prioritize and advance innovative initiatives with the greatest potential to increase efficiency, reduce waste, and improve transparency and accountability in State government.

The extremely large cloud-based services/resources increase seen after the start of the pandemic has settled into a more linear, but still large, continued services/resources increase into calendar year 2021. For example, Microsoft OneDrive for Business saw a 15% increase in the number of files stored and 17% storage increase in the 6-month period between the beginning of June and the end of November. Similarly, Microsoft SharePoint saw a 16% increase in the number of files stored and a 23% increase in the amount of data stored.

The increased use of electronic signatures (Adobe Sign) is more difficult to describe because of the dramatic increase of e-signatures in 2021 due to its use by the Safe

Travels program. However, there was a 46% increase of e-signatures between February 2020 (pre-pandemic) and December 2020 (prior to Safe Travels e-signature use).

B. Current state-wide conditions and impacts on departmental operations and ability to meet goals. Identify and discuss notable performance measures, expected outcomes, and recent results.

Current state-wide conditions, especially the COVID-19 pandemic and resultant budgetary constraints, have had impacts on the Department's programs.

- 1. The recent program review and conservative budget approach resulted in the deletion and defunding of positions across various programs. The loss of these resources impacted programs' ability to meet performance metrics.*

School R&M, Neighbor Island Districts: The major goal for the program continues to be to make improvements in consistently meeting the performance indicators established in the Service Level Agreement with the Department of Education. The abolishment, defunding, and freezing of positions have had a significant negative impact on the ability to manage and perform work on all three neighbor islands.

Four positions were abolished in Act 88, SLH 2021, reducing manpower in the program by 5%. The combination of the defunded positions as well as the hiring freeze on vacancies as of November 15, 2021 amounts to a 12% reduction in remaining manpower. Two of the vacancies are engineering staff (both of which head their respective Central Services Branches), which reduced the Central Services engineering staff on Hawaii Island by 50% and leaves the Maui District with no engineer to support the program. The remaining eight vacancies are trade staff on all islands. This greatly and detrimentally reduces the in-house capacity to meet the repair and maintenance needs for the schools as well as the public libraries and DAGS-managed buildings on all neighbor islands; this amounts to approximately 2,400 less work orders completed per year.

Responding to emergencies and trouble-calls (t-calls) continues to be the district's highest priority. Non-urgent work will be deferred and will take longer to complete with a reduced workforce. Administrative oversight will need to be performed by engineering staff in other branches or on other islands, further extending the impact of the vacancies to other areas. The district's ability to respond to off-hour emergencies and t-calls is diminished due to the reduced labor pool. The reduced

manpower also results in extending the completion time of larger projects, or may be foregone completely, due to lack of resources.

Neighbor island districts remain committed to service DAGS facilities in addition to the ongoing needs for public school facilities. We will continuously review and prioritize our workload and manage our operation within the financial budgets we will have to work with over the next 4-5 years.

Central Services Division: In past years, the Custodial program had already prioritized and reduced custodial work responsibilities to ensure the upkeep of health and safety issues and to meet challenging fiscal obligations and realities, due to restrictions and previous position reductions. The current statewide conditions as a result of the pandemic have increased responsibilities for the Building Management and Janitorial staff while further decreasing the number of staff available to perform the work due to position deletions in the conservative budget this past legislative session. The result is increased response time for each repair and program's staff have not been able to properly survey State facilities to update the priority listing of deferred maintenance projects. Similar impacts were experienced in the Grounds program due to the deletion of vacant positions.

Due to the urgency to respond to the economic situation caused by the pandemic and the need to generate savings, vacant positions were deleted in Act 88, SLH 2021 as opposed to strategically selecting low priority positions. As such, the negative impact on the program's output was not minimized. With less staff and the increased responsibilities due to the pandemic, frequencies of tasks for lower priority tasks were decreased significantly.

Land Survey: An Office Assistant III position was frozen in FY2020 and deleted in FY 2021 as part of cost savings measures. The loss of the Office Assistant III position has negatively affected the effectiveness of the surveyors who must undertake some of the Office Assistant III's administrative duties. Survey requests have taken up to 50% longer to complete.

State Procurement Office (SPO): Within the last year, there were reductions in the SPO number of full-time employees (FTEs) in response to the economic fallout from the COVID-19 public health crisis. The immediate issues are that eliminated positions hamper the SPO from properly completing administrative tasks, fulfilling mandates, and providing procurement guidance in a timely manner. Then, the SPO was mandated to establish the Past Performance Database, pursuant to Act 88, SLH

2021, but the very position that would have been tasked to oversee the database's implementation was eliminated.

Internal Post Audit: For the past two years, the Audit Division operated without two key supervisory positions. The two vacant positions were defunded by the Legislature resulting in delays in completing certain statutory audits timely and limited the capacity to conduct special projects requested by the State Comptroller.

- 2. Reduced staffing due to the combination of retirements and the deletion of relatively recent vacated positions (just prior to the pandemic) and which were frozen during much of the pandemic has also impacted programs.*

Public Works – Planning, Design and Construction: With the current COVID-19 pandemic conditions and the provisions of the resulting emergency proclamations, the construction industry has been one of the few bright points in Hawaii's economy. While the number of projects in-progress or in the queue has not significantly decreased, the industry has had to contend with erratic price increases and supply chain challenges for construction materials. Those challenges have affected the CIP projects executed by the program, with the result that project durations have increased beyond their original schedules, and bids have reflected increased pricing for State projects.

Hawaii's relatively strong construction industry has also affected the labor market for some types of key personnel employed by the program: engineers, architects, and construction inspectors. The competition for skilled and experienced people to fill these positions has been significant, and the attraction of private employment, with its higher salaries and comparable benefits has been a significant factor in the program's efforts to minimize and fill staffing vacancies. In addition, the effects of the pandemic-related "Great Resignation" are being felt and have been exacerbated by administratively-imposed hiring freezes, a spike in retirements, and the defunding of 12 of the program's 91 authorized positions. These combined elements exert significant pressure on the program. For example, the inability to stem the flow of retirements and resignations, and to hire replacement staffing has left the program's component of the DAGS Maui District Office with a significant number of vacant positions, resulting in the program being forced to engage private consultants to perform services normally performed by State staff, in addition to cancelling the bidding phase of projects currently in design to limit the amount of consulting services we'd have to engage. While that effect would be significant in and of itself,

it is exacerbated by the fact that hiring a private consultant to perform State staff tasks costs the State more than 2.5 times that of the equivalent State staffing costs.

Expenditure Examination: The loss of experience due to staff turnover (retirements and resignations) and the ability to recruit replacement staff have required the program's supervisor to take on additional responsibilities to train departmental staff. Also, the lack of knowledge has required more detailed auditing to be performed. Turnaround times for all processing of documents are delayed; estimated program's time to certify contracts will increase from two to seven working days and the processing of Summary Warrant Vouchers from two to five working days; and checks will be delayed in printing and mailing to the payee. Payroll currently has met the deadlines to produce paychecks on the 5th and 20th pay dates of the month. However there has been an increase in adjustments due to less time to pre-audit the gross wages and mandatory payroll deductions.

Recording and Reporting: Program has experienced staffing shortages and difficulty in hiring qualified personal. With an increased number of documents to process and staff shortage, it has put a significant strain on current staff's ability to meet performance measures. The program has utilized significant overtime hours to keep up standard output.

Enforcement of Information Practices (OIP): The long delays in hiring during the COVID pandemic, and the need to train new staff have had an impact on operations. OIP's previous success in reducing its formal case backlog has been reversed due to the loss of experienced attorneys and staff. As a result, OIP's formal case backlog at the end of November 2021 was 115, a nearly 24% increase from the end of FY 21 (93) and 72% increase from the end of FY 20 (67).

3. *Other impacts on departmental operations due to current statewide conditions.*

Office Leasing: The greatest impacts to the program have been pandemic related. As a result of the Governor's emergency proclamations addressing the COVID-19 pandemic, large numbers of State employees became enabled to telework. Some programs are electing to continue teleworking as a permanent practice for many of their employees, with the result that demand for space in both DAGS-managed and leased facilities will be reduced. Where the demand for leased space is reduced, the program will be pursuing consolidation into DAGS-managed space, thus reducing the State's operating costs related to office leasing.

In addition, the general economic conditions have reduced the office lease demand from private entities, with the result that the program is seeing some moderation in the lease rents now demanded by lessors of private facilities. While the program expects this moderation to be of limited duration, it is moving to take advantage of the moderation where possible, desirable, and in alignment with State needs.

Stadium: Over the past 22 months, there have been a number of hurdles encountered by the Authority that have setback its overall operational and financial viability. First and foremost are the repercussions of the COVID-19 pandemic. Issuance of emergency proclamations that included mandating a stay-at-home order and a shutdown of all but essential workers across the State of Hawaii that had a trickle-down effect on communities and businesses across the State. Significant impact was also experienced by an overall restriction on all travel and social distancing that impacted business operations. Collectively, these difficult but necessary actions had a tremendous negative impact on events at the Aloha Stadium and the Authority's ability to generate revenue from these events.

To further exacerbate an already volatile environment, the Aloha Stadium facility exhibited fatigue that resulted in concern over its structural integrity, including an equally serious concern involving overhead fixtures and concrete spalling. These items raised concern over the health and safety of the general public. As a result of these concerns, the Authority moved to decommission the Stadium that would facilitate and initiate action to expedite the demolition of the existing facility.

Automotive Management: For the Parking Program, COVID 19 Pandemic has set back revenue generation of approximately \$600K - \$800K per year. The closure of state offices has greatly affected Public Parking and Citation revenue. The program has deferred some repair and maintenance projects due to the revenue shortfall.

For the Motor Pool Program, car acquisition cost has increased about \$10,000.00 per car due to the requirement of "energy efficient" vehicles. The program must now be mindful of operation cost in relation to fleet replacement.

State Foundation on Culture and the Arts (SFCA): Reduced General Fund Budget by 20% in Program Review (-\$191,288) limiting SFCA's resources and impacting community grants by directly reducing Biennium Grant support throughout the State. SFCA awarded 34 out of 60 applications received due to the Program Review 20% Reduction.

General Administrative Services – Personnel Office: In addition to regular work, the pandemic created new and unplanned work. The Personnel Office had to deal with, sometimes with short deadlines, the following new/additional work that was pandemic related: COVID-19 Guidance; Coordination of essential worker lists and administrative leave; deployment of employees to help with UI; coordination of telework authorization forms and work schedules; Emergency Family and Medical Leave Expansion Act/Families First Coronavirus Response Act; coordination of employees via tier system and administrative leave for vaccinations; and collection of employees' vaccination status/review accommodation requests/monitor and maintenance of mandatory weekly testing. These additional tasks further exacerbated the already tenuous situation due to staff shortages from defunded positions.

The Department is managing its resources in a responsible manner, without sacrificing service levels or negatively impacting the public, employees and other agencies.

Federal Funds

- C. The Department does not have any identified programs which may lose federal funds for the current fiscal year (FY 2022) and the upcoming fiscal year (FY 2023).

Non-General Funds

- D. Web link (URL) to the Department's *Reports to the Legislature on Non-General Funds* pursuant to HRS 37-47 is as follows:

<http://ags.hawaii.gov/wp-content/uploads/2021/11/Report-On-Non-General-Fund-Info-FY2021-DAGS.pdf>

Budget Requests

- E. **Development and Prioritization**

The DAGS budget process utilizes a bottom-up approach. DAGS operating budget requests originated from the program level, with review by the director and appropriate staff to develop the final requests. The departmental prioritization reflects the scope and degree these requests impact the operational needs of the various programs seeking the additional resources needed to fulfill our mission of providing the physical,

financial, and technical infrastructure support for state departments and agencies. Our Capital Improvement Project (CIP) requests also originated from the program level and address our programs' health and safety initiatives.

Pursuant to instructions in Finance Memorandum 21-11 issued by the Department of Budget and Finance, we are proposing amendments to our current biennium budget for additional resources in FY 2023 for critical program needs. As such, we have been deliberate in our review and prioritization of only the most pressing of requests for resources needed by our programs to adequately provide services at acceptable levels. Our budget requests, therefore, reflect our need for critical resources to supplement the funds already appropriated, such as funding contracts for maintenance and support for the Enterprise Financial System IT project (the next phase of the Hawaii Modernization Initiative), increasing insurance and energy costs, and IT projects (identity services program and cybersecurity positions). Where possible, the department proposed trade-off/transfers to address program requirements such as the funding of defunded but critical positions.

F. Significant Adjustments and Anticipated Outcomes.

The Department's Supplemental operating budget request (all MOF) represents a net increase of \$ 40.3 million in FY 2023 compared against the FY 2023 appropriated funding levels in Act 88, SLH 2021. As for the CIP budget, a net increase of \$ 35.3 million in CIP adjustment is requested. The significant adjustments to our budget are:

Operating Budget

1. \$1,219,725 for annual maintenance contracts and \$805,000 for consultant contracts for the Enterprise Financial System IT project.

Software Support for Financial Management System – the Office of Enterprise Technology Services (ETS) has procured a new cloud-based financial system, Enterprise Financial System (EFS), that will seek to tie systems and data together in a single user-friendly application. This new system will integrate all business management functions within a complex government environment, including planning, processing, inventory management, engineering, construction, purchasing, time and attendance, payroll, accounting and finance, human resources, and more. It will implement a full-featured financial backbone that significantly expands the State's ability to report the level of detail for budgeting, appropriation management,

financial reporting and meet current compliance standards for accounting. Yearly software licensing and support in the amount of \$1,219,725 is necessary to maintain the system.

A budget request for \$805,000 has also been submitted by the Accounting Division for additional resources in support of the new EFS. The funding will be designated to allocate resources towards the development of the modernized online accounting, finance and budget manuals, support for analyzing and assessing laws (HRS), administrative rules (HARs), policies for the modernized EFS, assistance in the implementation of the modernized Uniform Chart Of Accounts (UCOA), assistance in re-engineering current financial processes, and training in best practices in accounting, finance and budgeting.

The requested resources will facilitate this effort to modernizing the State of Hawaii's 40-year-old financial management system (FAMIS), related applications, and data warehouses.

2. Public Works Division: i) \$602,532 to restore funding of 10 defunded positions, and ii) \$156,118 in half-year initial funding for positions for a proposed Real Property Branch.

- i. Due to the need to balance the State's budgetary needs against limited resources, the Public Works Division vacant positions were defunded under Act 9 SLH 2020. The program is requesting that 10 of these 12 defunded positions, which are authorized under Act 88, SLH 2021, be funded for FY23 and beyond.

Each of the 10 positions addressed by the request is critical to the long-term ability of the program to successfully discharge its CIP and R&M responsibilities for both DAGS projects as well as projects for numerous client State programs and agencies. Funding of these positions is necessary to alleviate excessive workload now being imposed on PWD staff on Oahu and in the District Offices, and to avoid the potential for an increasing number of vacancies as current staff may feel compelled to leave State employ in what is, and has long been, a very competitive employment market for the high level of experience and expertise required for these highly responsible positions.

The program is responsible for implementing CIP and R&M projects for a multiplicity of client State programs and agencies, and its workload is imposed through:

- Regular CIP appropriations with DAGS as the expending agency;
- CIP appropriations made to other programs and agencies and delegated to the program; and
- CIP-like projects inserted into operating budgets.

In addition, the program is often assigned responsibility for large, complex, and challenging special projects (e.g., the New Aloha Stadium Entertainment District, the proposed Wahiawa Civic Center, the Veteran's Home in Kapolei, relocation of the Oahu Community Correctional Center, additions to housing at correctional facilities on Maui and Hawaii) each of which make significant and extraordinary demands on staffing resources.

The program has experienced relatively large numbers of resignations, transfers, and retirements, in part aggravated by (1) the lack of funding for these 10 authorized positions, (2) the State's comparatively weak competitive position for new recruitments, and (3) the corollary effects on staff morale.

Funding these positions will provide the program some ability to allay staff concerns regarding long-term viability of "doing more with less" given that the "doing" is dependent on staff goodwill and personal sacrifices. Failure to fund these positions should be expected to result in increased numbers of resignations and retirements (more than 12 staff are currently eligible or will become eligible by the end of calendar 2021 to retire with 30 or more years of service), which may in turn result in the program's inability to continue to deliver projects that are critical to the provision of State services.

- ii. The Leasing program has submitted a request for establishment and funding of three permanent full-time-equivalent positions (Architect V, Drafting Technician IV, and Account Clerk III). Provision of these positions will enable an internal reorganization to create a Real Property Branch in place of the existing Leasing Services Branch. The Real Property Branch will be staffed by the four existing authorized Leasing Services Branch (AGS-223) positions, supplemented by the three new positions that are the subject of this request. This will facilitate efforts necessary to meet the requirements of Act 219, SLH 2021, which established provisions relating to office space management: provides for the

Comptroller to assess and determine office space requirements; initiate or cancel leases upon the determination of each agency's requirements; renegotiate existing leases; authorize office space allocation; and determine infrastructure requirements to allow employees to telework. The Act also requires the Comptroller to reduce the total square footage of state-leased space by ten percent before July 1, 2026.

The new AGS-223 Real Property Branch will consolidate the space authorization and assignment functions currently performed by the AGS-221 Planning Branch and the centralized office leasing functions currently performed by AGS-223 Leasing Services Branch. The tasks that Planning Branch performs in this regard require significant Planning Branch staff time and resources, and have negatively impacted the ability of the four affected Architect/Engineer V positions to discharge the Branch's core responsibilities for land acquisition coordination, management of planning phase services, preparation of DAGS CIP budget requests, processing of project initiation requests for client programs and agencies, and maintenance of the Public Works Division plan files. Shifting the space authorization and assignment functions from the Planning Branch to the Real Property Branch will allow the affected Planning Branch staff to dedicate adequate time to the Branch's core responsibilities.

Moving the space authorization and assignment functions into the Real Property Branch will better facilitate close internal communication, thus enabling integrated and more timely coordination with the space use and leasing requirements of client programs and agencies and will result in greater efficiency in the use of both DAGS-managed and leased space, with expected concomitant savings to the State. This will provide the program the ability to focus on reducing the use of space leased from private entities, thereby reducing costs to the State.

3. \$17M for insurance premiums.

The additional funding addresses the revenue needed to pay for rising insurance policy premiums which have occurred since FY17.

Currently, the entire insurance industry is in a "hard" market whereby insurance companies are paying much more losses for all lines of coverage such as Property, Liability and Cyber Liability. As a result, deductibles and premiums are rising while certain coverages are being restricted or eliminated. Insurers have also adopted

new underwriting guidelines using business models that forecast future losses instead of looking only at a client's historical losses. The uncertainty in certain lines of coverages such as cyber liability and COVID-related liability further exacerbates the situation.

Total insurance premiums expenditures have risen from \$10 million in FY17 to \$21 million in FY 22 (an increase of \$11 million or 110%). On a conservative basis going forward, the total expenditures anticipated for the entire program will increase by approximately 20% year over year mainly due to rising insurance costs. In addition, the program needs sufficient funds to pay for the deductible portions of insured losses which have seen increases on certain policies, e.g., from \$1 million to \$5 million for cyber liability policy.

Currently, the program receives only \$17 million in revenues which is comprised of \$9.9 million in general fund appropriation, \$6.5 million in cost allocations billed to special-funded programs and \$500K in physical damage auto premiums from all state programs. However, the FY 23 projected expenditures will be approximately \$29 million assuming larger claims such as a building fire or hurricane or earthquake type losses stay within the projected budgeted value of \$1 million. With the erosion of the revolving fund balance due to rising premium costs, it is now projected that the fund balance will be around \$7 million at the end of FY 22 as compared to the FY 18 ending balance of \$23.8 million. A budget request was proposed during the last legislative session to address the projected shortcoming but had to be tabled due to COVID-19. In the meantime, program costs have increased as anticipated while revenues remained the same.

As a result, the budget request is imperative for the Risk Management Revolving Fund to be solvent enough to address the State of Hawaii's property and casualty losses and risks. Without the requested funding, the program will become insolvent by the end of FY23 if expenditures remain constant. Reductions in expenditures will result in reductions of insurance coverage or total cancellations of certain policies. In addition, the fund is used to pay for four (4) positions; one (1) Risk Management Officer and three (3) Claims Management Specialist positions.

4. \$1,270,000 for new Identity Services program and \$80,000 half-year initial funding for cybersecurity positions.

Identity Services – Three (3) positions and \$1,270,000 is needed to build and support an identity services program to offer the public a single login across state programs. These services will enhance delivery of digital services, reduce costs, and minimize

fraudulent claims.

Cybersecurity Safeguards Team – Two (2) positions and \$80,000 is needed to expand cyber security program by creating liaisons to State agencies that identify and mitigate risks to help safeguard state programs.

4. \$1,991,932 for Energy Savings Performance Contracts payments.

The department completed two Energy Savings Performance Contracts (ESPCs) (first payments, for each contract, were made in FY10 and FY14) and continues to make lease payments. This request will provide proper funding for the contractual payment requirements for the fiscal year.

The payment structure, for both contracts, include an increase in payment amounts from year to year. Savings in utilities costs, as a result of these energy performance contracts, were the means to make the initial payment amounts. If the performance contracts were not completed, the program's energy costs would be about \$4M more than current costs and the program would be requesting a \$4M increase.

From FY14 through FY22, the program has not received a budget increase in regard to the payment increases and has had difficulty addressing both the increasing contract payments and higher electricity bills. The budget request is for the difference in the contract payment amounts between the payments made in FY14 and the payments that will be made in FY23; this will provide the funding needed to meet contractual requirements while preserving the utilities budget to meet increasing utilities costs.

CIP Budget

1. Adds \$25,000,000 for Data Centers, Renovations, Replacements, and/or New, Statewide

Kalanimoku Data Center Replacement - \$25,000,000 to plan, design, and construct a full replacement of the ETS Data Center at a new location. The infrastructure of the Kalanimoku Data Center is outdated and needs replacement, and the data center layout needs to be redesigned. The existing issues will affect the entire State IT infrastructure and would jeopardize Federal grants if the Data Center fails. New facilities, equipment and electrical infrastructure are needed to continue normal operations for the State of Hawaii.

2. Adds \$5,125,000 for Lump Sum Maintenance of Existing Facilities, Public Works Division, Statewide.

Project includes necessary major upgrades and maintenance that are required to provide occupants of, and visitors to, DAGS managed facilities with safe and functional work spaces free from damage or potential injury due to deteriorated conditions. Project and construction management services may be required to fill gaps in staffing when necessary to cover ongoing or implement new projects.

3. Adds \$2,000,000 for Lump Sum Health and Safety, Information and Communication Services Division, Statewide

Project includes repairs, modernization, capacity upgrades and expansion of critical communications backbone systems, including the Statewide Anuenuue and Hawaiian Microwave Systems, Hawaii Wireless Interoperability Network (HIWIN), and new radio sites and towers statewide. This effort supports public safety missions and essential government operations.

4. Adds \$3,000,000 for Washington Place, Health and Safety and Queen's Gallery Renovation, O'ahu.

The Washington Place, Health and Safety and Queen's Gallery Renovation, Oahu project includes necessary major health and safety upgrades and repairs to allow for full public use and enjoyment. Upgrade work includes structural, utilities, air conditioning, and fire alarm improvements.

5. Adds \$250,000 for State Archives Master Plan, O'ahu

The project includes a needs analysis and development of a State Archives Master Plan with recommendations on whether to retrofit the current structure and/or additional state facilities, construct a new facility, and where the program is best located given its mission and technological backbone. The structure is having difficulty keeping up with all of the technological systems (power, data, and physical space) being installed to advance the mission of the Archives with regards to addressing digital record preservation and access.

In sum, the Department recognizes the uncertainty of the current economic conditions due to COVID-19 and the need to be fiscally prudent and control our expenditures to prepare for uncertain revenue collections. As such, we have limited our operating budget requests to proposals to meet only the most critical requirements necessary to sustain operations and capitalize on available options such as trade-offs and transfers and conversion of positions to align the budget with operational requirements.

The Department's supplemental operating budget adjustment details are reflected in the briefing tables.

Chair Dela Cruz, Chair Moriwaki and members of the Committees, staff from DAGS, the attached agencies, and I are available to answer any questions you and your committee members may have concerning our programs and the materials submitted for this briefing.

Department of Accounting and General Services
Functions

Table 1

Division	Description of Function	Activities	Prog ID(s)	Dept-Wide Priority	Statutory Reference
Accounting Division (Systems Accounting Branch)	Develops new statewide accounting systems or major enhancements to existing systems (i.e., FAMIS, Payroll System, Time & Leave System, Central Warrant Writing System, Warrant Reconciliation System, and Data Mart System) and provides related user training, conversion, implementation and post implementation support; maintains and manages existing statewide accounting systems; and establishes, maintains and manages the Statewide Accounting Manual, FAMIS Procedures Manual, and Data Mart Manual and related State Accounting Forms to provide internal control over the accounting functions of the state.	a. Development of new systems / modifications to existing systems. b. Maintenance / management of accounting manuals / forms. c. Support for users of accounting systems.	AGS-101	3	HRS 40-2 and HRS 40-6
Accounting Division (Pre-Audit Branch)	Review voucher claims, payroll claims, and contract documents; disbursement of vendor and payroll checks and related documents; and filing and maintenance of documents.	a. Examine contracts for compliance with State laws, rules, etc. b. Issue paychecks on a timely basis. c. Issue checks (Non-Payroll) on a timely basis. d. Prepare and transmit electronic payments.	AGS-102	2	HRS 26-6, HRS 40-01, HRS 40-03, HRS 40-10, HRS 40-53, HRS 40-54, HRS 40-56, HRS 40-57, HRS 40-58, and HRS 40-68
Accounting Division (Uniform Accounting & Reporting Branch)	Process and record financial transactions and report the results of financial transactions posted.	a. Develop and administer statewide accounting policies. b. Prepare the Annual Comprehensive Financial Report (ACFR) in accordance with Generally Accepted Accounting Principles. c. Prepare the Schedule of Expenditures of Federal Awards (SEFA) in accordance with the Federal Office of Management and Budget (OMB) Circular A-133. d. Maintain the State's Uniform Chart of Accounts and recommend changes and improvements thereto. e. Administer the appropriation and allotment process to ensure that program expenditures do not exceed authorizations. f. Release vouchers for payment. Provide guidance to departmental personnel in resolving errors that prevent their payments from processing. g. Approve statewide transactions processed via journal vouchers. h. Provide guidance to departmental personnel on recording adjustments, inter-entity, and other transactions.	AGS-103	1	HRS 26-6, HRS 40-01, HRS 40-03, HRS 40-04, and HRS 40-05
Audit Division	To achieve complete compliance with the State Comptroller's established accounting procedures and internal controls by the State's executive departments and agencies through financial and compliance audits.	a. Annual audits required by statute or external mandate. b. Annual audits by request. c. State department and agency requests with urgent needs. d. Audits of other departments and agencies not requiring annual audits but scheduled on a cyclical basis. e. Verify that the invoices of the rapid transit authority for the capital costs of a locally preferred alternative for a mass transit project comply with HRS 46-16.8(e).	AGS-104	12	HRS 26-6, HRS 40-2, HRS 40-7, HRS 40-83, HRS 560:3-1214; Act 001, First Special Session 2017

Department of Accounting and General Services
Functions

Table 1

<u>Division</u>	<u>Description of Function</u>	<u>Activities</u>	<u>Prog ID(s)</u>	<u>Dept-Wide Priority</u>	<u>Statutory Reference</u>
Office of Information Practices	Administer Hawaii's Uniform Information Practices Act (Modified), Chapter 92F, HRS ("UIPA"), which requires open access to government records, and the "Sunshine Law," Part I of the Chapter 92, HRS, which requires open access to public meetings. As part of its UIPA duties, OIP administers the state's Records Report System. Additionally, OIP determines certain appeals from the Department of Taxation, and it assists the State Office of Enterprise Technology Services in implementing Hawaii's open data policy found at Section 27-44, HRS.	<p>a. Promote government accountability and transparency through open access to government records and public meetings.</p> <p>b. As a neutral third party, administer Hawaii's open records and open meetings laws and administrative rules by investigating complaints, informally resolving disputes, and providing legal opinions, guidance, training, and assistance to State and county agencies and boards and to the general public.</p> <p>c. Monitor and recommend legislation, track lawsuits, and prepare annual reports.</p> <p>d. Assist the Office of Enterprise Technology Services in creating open data procedures and standards and encouraging government agencies to electronically post open data.</p> <p>e. Review and rule on appeals from the Department of Taxation's decisions as to what constitutes a written opinion that is available for public inspection and copying.</p>	AGS-105	22	HRS Chapter 92F, HRS Chapter 92, Part I, HRS 231-19(F), and (h), HRS 27-44.3
Archives Division	Collect, preserve, arrange, describe and provide access to the permanent and historical records of State Government; and provide records management training and consultant to promote a more efficient and transparent government.	<p>a. Acquire, appraise, preserve, and provide access to the permanent and historical paper records of State Government at the State Archives' facilities;</p> <p>b. Develop and maintain the State Digital Archives for improved access and long-term preservation of electronic records of permanent value; and,</p> <p>c. Provide records management services, including: consultation, training, records retention scheduling, and vital records protection; provide warehousing of inactive, non-permanent records; and provide storage of master microfilm.</p>	AGS-111	9	HRS 26-6, HRS 94

Department of Accounting and General Services
Functions

Table 1

<u>Division</u>	<u>Description of Function</u>	<u>Activities</u>	<u>Prog ID(s)</u>	<u>Dept-Wide Priority</u>	<u>Statutory Reference</u>
Office of Enterprise Technology Services (Program Title - Enterprise Technology Services-Governance and Innovation, formerly the OIMT office)	Provides governance for executive branch IT projects to provide the essential State oversight necessary so that intended goals are achieved and positive return on investment (ROI) is realized for the people of Hawaii. Also seeks to prioritize and advance innovative initiatives with the greatest potential to increase efficiency, reduce waste, and improve transparency and accountability in State government.	IT Governance — Develops, implements and manages statewide IT governance and State IT strategic plans. Develops and implements statewide technology standards, including working with each executive branch department and agency to develop and maintain multi-year IT strategic and tactical plans and roadmaps, coordinate IT budget requests, forecasts, and procurement purchases to ensure compliance with all the above.	AGS-130 (combined with AGS-131)	4	HRS 27-43 (as amended by Act 58, SLH 2016)
		Provides centralized computer information management and processing services; coordination in the use of all information processing equipment, software, facilities, and services in the executive branch; and consultation and support services in the use of information processing and management technologies to improve the efficiency, effectiveness, and productivity of State government programs.			
		Establishes, coordinates and manages a program to provide a means for public access to public information and develop and operate an information network in conjunction with overall plans for establishing a communication backbone for State government.			
		Cyber Security — Establishes cyber security standards, maintains the security posture of the State government network, and directs departmental remedial actions to protect government information or data communication infrastructure.			HRS 27-43.5
		Open Government — Builds on established open data and transparency platforms to facilitate open government mandates outlined in statute.			HRS 27-44
		Personal Information — Protects personal information that is collected and maintained by State and county government agencies (i.e., Information Privacy and Security Committee).			HRS 487N-5
Internet Portal Services — Provides services through centralized web portal and Internet presence (hawaii.gov) that allow citizens to conduct business electronically with the government, in accordance with statute (i.e., Access Hawaii Committee).	HRS 27G				

Department of Accounting and General Services
Functions

Table 1

Division	Description of Function	Activities	Prog ID(s)	Dept-Wide Priority	Statutory Reference
Office of Enterprise Technology Services (Program Title - Enterprise Technology Services-Operations and Infrastructure Maintenance, formerly the ICSD division)	Supports the management and operation of all State agencies by providing effective, efficient, coordinated, and cost-beneficial computer and telecommunication services such that State program objectives may be efficiently achieved.	<p>Production Services – Operates a centralized computing facility and a distributed data communications network that provides comprehensive and efficient computing services to all State agencies.</p> <p>Systems Services – Provides systems software support and control programming; database management and operational support; installation and maintenance services for distributed systems; development, implementation, and maintenance of specialized systems software used in support of applications and control systems; and analyses to improve the efficiency and capacity of computer systems and security of information.</p> <p>Telecommunications Services – Plans, designs, engineers, upgrades, and manages the State’s telecommunication infrastructure that delivers voice, data, video, microwave, and radio communications services to State agencies.</p> <p>Client Services – Provides application systems development and maintenance services to statewide applications and department or agency specific applications.</p>	AGS-131	5	HRS 27-43 (as amended by Act 58, SLH 2016)
Administrative Services Office-Risk Management Office	Protect the State against catastrophic losses and minimize the total cost of insuring risk and operate a comprehensive risk management and insurance program.	<p>a. Purchase property, liability, cyber liability, and crime insurance based on analysis of premium cost (including deductible limits) relative to funds available in the State Risk Management Revolving Fund.</p> <p>b. Review and update as necessary the basis and information for the Risk Management Cost Allocation.</p> <p>c. Investigate, negotiate, and settle tort, auto, crime and cyber claims and other insurance related incidents reported.</p> <p>d. Initiate and resolve property and liability claims with insurance companies.</p> <p>e. Establish minimum insurance requirements for various contractual obligation from third parties such as contracts. Assist State departments with compliance of such requirements.</p>	AGS-203	7	HRS 26-6, HRS 41D

Department of Accounting and General Services
Functions

Table 1

<u>Division</u>	<u>Description of Function</u>	<u>Activities</u>	<u>Prog ID(s)</u>	<u>Dept-Wide Priority</u>	<u>Statutory Reference</u>
Land Survey Division	Perform field and office land survey work statewide for various Government Agencies. Review and sign all Return of the State Land Surveyor form prepared for each Land Court Application map referred to the Division. Prepare detailed report for the State Attorney General for all Quiet Title Action suits in which the State of Hawaii is a Defendant. Also appear as expert witness on land litigations in which State is a party. Review all shoreline maps prepared by Government or private registered land surveyor submitted to the State for certification. Serve as official depository of all Government Survey Registered Maps and other historic maps, field books, calculations and other survey information. Furnish blue line copies of all subdivisions and boundary survey maps, copies of survey descriptions and other map products, including File Plan and Land Court maps to Government agencies, private organizations or individuals.	<p>a. Conduct extensive research for all Quiet Title Actions in which the State is cited as defendant. Compile information including copies of deeds, old reference maps for possible use in Court. Also appear as expert witness in Court litigations involving State lands or interests.</p> <p>b. For subdivisions of Land Court lands, complete mathematical checks of areas, closures, curve computations are performed. All encumbrances affecting the newly created lots are checked with the owner's certificate of title. All newly created lots are checked for proper legal access to an existing government road.</p> <p>c. For all File Plan maps, all mathematical calculations are checked and land titles, ownership of land, names of adjoining property owners are checked and verified before the map is accepted for recordation at the Bureau of Conveyances. Official copies of these approved File Plans and the computations for each are kept on file.</p> <p>d. Prepare, furnish and maintain maps and descriptions of public lands required by State agencies for the issuance of Governor's Executive Orders, general leases, grants of easements as well as the sale of government lands or purchase of private lands for public purposes.</p> <p>e. Review Shoreline maps prepared by private or government Licensed Professional Land Surveyors submitted to the State of Hawaii for certification. Personal visits to the site may be necessary when controversy is encountered. Submits recommendation to the Chairperson of the Board of Land and Natural Resources.</p> <p>f. Serve as official depository of all Government Survey Registered Maps and other historic maps, field books, calculations and other survey information.</p> <p>g. Furnish copies of all subdivisions and boundary survey maps, copies of survey descriptions and other map products, including File Plan and Land Court maps to Government agencies, private organizations and individuals.</p> <p>h. Performs preliminary field survey work to set the boundaries of various government parcels and places permanent markers on the boundary corners.</p> <p>i. Performs the field check of all original Land Court Applications transmitted to the Division by the Land Court.</p> <p>j. Provides maps and descriptions of Hawaiian Home Lands statewide. Provides field survey services when possible.</p> <p>k. Provide topographic and boundary surveys for schools and other public projects requested by State agencies.</p>	AGS-211	11	HRS 26-6, HRS 107-3, HRS 501, HRS 502, and HRS 205A

Department of Accounting and General Services
Functions

Table 1

<u>Division</u>	<u>Description of Function</u>	<u>Activities</u>	<u>Prog ID(s)</u>	<u>Dept-Wide Priority</u>	<u>Statutory Reference</u>
Public Works Division	Public Works Division is a centralized agency that plans, coordinates, organizes, directs, and controls a statewide program of engineering, architectural, and construction services including land acquisition, planning, designing, project management, construction management and inspection, quality assurance, contracting and equipping facilities for State and other agencies.	<p>a. As the designated expending agency for government agencies, oversees project management from beginning to end for government projects.</p> <p>b. Work in conjunction with the Central Services Division on the repair and maintenance of DAGS government buildings and structures.</p> <p>c. Management of Public Works functions.</p> <p>d. Provides architectural and engineering technical services in response to requests to investigate and evaluate safety of buildings and improvements damaged by natural disasters and other emergencies.</p> <p>e. Provides support to the mission of the Department by directing the expenditure of Capital Improvement Funds and operating funds released to the Department for projects.</p> <p>f. Provides support to the mission of the Department by representing the Comptroller at various functions, ceremonies and public hearings on matters concerning public improvements.</p> <hr/> <p>g. Provides emergency support to the state and other agencies under ESF3 for damage assessments and debris management following a natural or man-made disaster.</p> <p>h. Work in conjunction with the Central Services Division to support the Governor's energy efficiency initiatives through the implementation of Energy Savings Performance Contracting on DAGS and other government buildings and structures.</p> <p>i. Provides various staff services to the division including general management assistance; operating budget preparation and execution; financial management; personnel, training; public information; property, supplies, records and internal management of documents; obtaining project funding and providing current and final project costs; project tracking; contracts preparation and processing; and call for tenders.</p> <p>j. Provides engineering and architectural technical administrative support services during the planning, design, construction, and post construction phases of projects. Implements and coordinates professional services selection and evaluation process.</p>	AGS-221	8	HRS 26-6

Department of Accounting and General Services
Functions

Table 1

Division	Description of Function	Activities	Prog ID(s)	Dept-Wide Priority	Statutory Reference
		<p>k. Provides land acquisition coordination and planning services for public physical facilities; formulates and implements the Departments' CIP budget requests; reviews and assigns office space in State facilities; conducts environmental and other studies; and prepares investigative reports, as directed.</p> <p>l. Administers, implements, and manages professional services contracts for planning, design, and construction projects utilizing CIP appropriations, operating funds and other sources of funds. Projects include new construction; renovations; repairs and alterations to existing structures; furniture and equipment acquisitions for public buildings; and other improvements for the Executive, Legislative, and Judicial branches of State government. By agreement, projects may also include projects for Federal and County governments and other entities.</p> <p>m. Administers and manages projects under construction in accordance with construction contracts and prescribed construction practices by inspecting work in progress and work completed, directing and controlling changes, and the acceptance and closing of projects. Coordinates the delivery and installation of furniture and equipment for projects.</p>			
Public Works Division- Leasing Services Branch	Provides centralized office leasing services to departments of the Executive Branch, as well as guidance to other government agencies. Secures functional, appropriate work space for user agencies at cost-effective lease rental rates and terms.	<p>a. Locates functional as well as cost effective office space.</p> <p>b. Negotiates technical lease terms and conditions with lessors, agents or legal representatives (to include design and construction of tenant improvements, compliance with prevailing wages, ADA requirements, hazardous materials identification, real property and conveyance tax requirements, and tax clearance compliance).</p> <p>c. Prepares and processes office lease documents in coordination with the Attorney General's office.</p> <p>d. Processes monthly lease rental payments to lessors, and prepares billings for lease rent reimbursements from user departments.</p> <p>e. Provides lease administration over all office leases and municipal financing leases.</p> <p>f. Where appropriate, lease office space in DAGS controlled facilities to the private sector, and pursue approval through the DLNR, Board of Land and Natural Resources.</p> <p>g. Prepares and executes branch's operating budget.</p>	AGS-223	10	HRS 26-6, HRS 171-30

Department of Accounting and General Services
Functions

Table 1

<u>Division</u>	<u>Description of Function</u>	<u>Activities</u>	<u>Prog ID(s)</u>	<u>Dept-Wide Priority</u>	<u>Statutory Reference</u>
Central Services Division - Custodial	Provide housekeeping services for assigned state buildings and centralized payment of utilities and maintenance contracts for assigned state buildings.	a. Provide for housekeeping/janitorial services at assigned state buildings. b. Process payment of all utility and maintenance service contracts and other vendor payments. c. Develop and ensure compliance of various essential service contracts by monitoring mechanical systems and equipment contracts in state buildings. d. Provide mail and messenger services for numerous State Departments.	AGS-231	14	HRS 26-6
Central Services Division - Grounds Maintenance	Provide grounds maintenance at assigned state office buildings, libraries, civic centers, health centers, and cemeteries.	a. Maintain grounds surrounding state office buildings by providing a variety of grounds maintenance services-weeding, watering, chemical spraying, and grass cutting on a regular basis. b. Maintain and trim trees, palm, and coconut trees surrounding public buildings by implementing regular tree trimming schedules via contract to prevent liability. c. Collect and dispose of refuse from assigned state office buildings, libraries, civic centers, health centers, and cemeteries by picking up refuse on a regular basis.	AGS-232	15	HRS 26-6
Central Services Division - Building Repairs and Alterations	Provide for the overall management of repair and maintenance and a preventative maintenance program for all assigned State office buildings located in the civic center and outlying areas.	a. Maintain the useful life of assigned Oahu public buildings, public libraries, health and civic centers statewide by performing minor and selected major repairs. In addition, emergency repairs are completed by immediately removing unsafe barriers or conditions. b. Other major repair work is completed through informal 3-quote, Hawaii State eProcurement (HiePRO) or delegated to DAGS-Public Works Division. c. Provide engineering support to AGS-231 for administering maintenance contracts. d. Oversee the annual sight visitation of all assigned state buildings, Statewide, and the long-range planning of preventative maintenance projects.	AGS-233	13	HRS 26-6

Department of Accounting and General Services
Functions

Table 1

Division	Description of Function	Activities	Prog ID(s)	Dept-Wide Priority	Statutory Reference
State Procurement Office	Perform periodic review of the procurement practices of all governmental bodies; to assist, advise, and guide governmental bodies in matters relating to procurement; to develop and administer an innovative, streamlined statewide procurement orientation and training program; to develop, distribute, and maintain a procurement manual for state procurement officials; and develop, distribute and maintain a procurement guide for vendors wishing to do business with the State and its counties; to exercise general supervision and control over all inventories of goods; to sell, trade, or otherwise dispose of surplus goods; and to establish and maintain programs for inspection, testing, and acceptance of goods, services, and construction.	<p>a. Procures or supervises the procurement of goods, services, and construction for Executive branch agencies and all other Chief Procurement Officer jurisdictions.</p> <p>b. Assists, advises, and guides State agencies in matters relating to planning and purchasing health and human services.</p> <p>c. Participates in the legislative process by introducing bills to improve the State's procurement program and also by submitting testimony or comments on procurement-related bills.</p> <p>d. Initiates, develops, and amends Hawaii Administrative Rules for consideration and adoption by the procurement policy board.</p> <p>e. Conducts informational and public hearings on procurement rules affecting all governmental bodies.</p> <p>f. Initiates, develops and implements new processes and systems to <u>advance the State's procurement program</u></p> <p>g. Establishes and maintains various contract databases.</p> <p>h. Develops, plans, and administers a statewide educational orientation and training program for purchasing personnel, vendors, contractors, service providers, and any other interested parties.</p> <p>i. Determines corrective actions; provided that if a procurement officer under the jurisdiction of the Administrator of the State Procurement Office or a chief procurement officer of any of the other State entities fails to comply with any determination rendered by the Administrator of the State Procurement Office within specified time frames, the procurement officer or chief procurement officer shall be subject to a procurement violation, which may include an administrative fine for every day of noncompliance.</p> <p>j. Administers and manages the statewide purchasing card program.</p> <p>k. Perform a periodic review of the inventory management system of all governmental bodies; enforce rules adopted by the policy board governing the management of state property; assist, advise, and guide governmental bodies in matters relating to the inventory management of state property; establish, manage, and maintain a centralized property inventory record file for each department, board, commission, or office of the State having the care, custody, or control of any state property. Consolidates, quality controls and reports inventory data to prepare the State of Hawaii's Annual Comprehensive Financial Report. Manages and maintains the centralized statewide excess State property listing. Maintains the transfer of property document file to confirm and verify the transferring of property between State agencies.</p> <p>Advises agencies on the inventory management of all State assets. Conducts field reviews of State agencies to review and audit the accuracy of their inventory and ensure compliance to policies and procedures pertaining to the inventory management of State property.</p>	AGS-240	17	HRS 103D, HRS 103F, HRS 103D-203, HRS 103D-205, HRS 103D-206, and HRS 103F-301

Department of Accounting and General Services
Functions

Table 1

Division	Description of Function	Activities	Prog ID(s)	Dept-Wide Priority	Statutory Reference
State Procurement Office- Surplus Property Branch	Manages, coordinates and maintains the acquisition, storage, transfer and distribution of Federal and State surplus personal property. Promotes the acquisition and distribution of surplus property to eligible State and county agencies and private organizations.	a. Distributes Federal and State surplus personal property to eligible agencies and organizations. Maintains surplus property warehouse facilities for the storage of surplus property until the proper transfer, disposal or distribution processes are complete. Accounts for property and maintains records of financial transactions. Reviews applicant qualifications for eligibility and conducts compliance checks on proper utilization of property. b. Develops rules, operating policies and procedures to achieve compliance with pertinent Federal and State statutes, policies and regulations. c. Coordinates the General Services Administration (GSA) fixed sale price program for used vehicle ranging from 3-9 years old normally with low mileage for government agencies.	AGS-244	26	HRS 103D-1103
Automotive Management Division - Motor Pool	Operates a centralized motor pool for the state by purchasing, renting, maintaining, and repairing vehicles for various agencies. Provides vehicle maintenance, repair and fueling services for non-pool state vehicles.	Utilization and maintenance of existing fleet and outside purchase of repair service for non-motor pool vehicles.	AGS-251	18	HRS 26-6(a)(4)
Automotive Management Division - Parking Control	Operates and maintains parking facilities; controls and enforces parking rules and regulations; issues parking violation citations; operates and maintains parking meters and gate control equipment; collects money from meters and attendant controlled lots; directs and controls traffic in/out and within parking facilities; and provides first responder security patrols of parking facilities.	a. Collection of parking fees. b. Maintain parking facilities so that they are safe and clean.	AGS-252	19	HAR 3-30
Hawaii, Maui, Kauai District Offices	Provide for the overall planning and management of repair and maintenance support to school and other Department of Education facilities, and coordinate these functions with the Department of Education.	Provide a safe and conducive learning environment for the public schools on the neighbor islands by providing administrative, technical and trade related services to the Department of Education facilities.	AGS-807	16	HRS 26-6
Campaign Spending Commission	The Hawaii Campaign Spending Commission's mission is to maintain the integrity and transparency of the campaign finance process by enforcing the law, educating the public, administering public financing programs, and training campaign committees in order to encourage compliance.	a. To improve campaign finance laws and rules to increase transparency, compliance, and ensure the integrity of the campaign finance process. b. To provide training, education, and access to committees for purposes of compliance with, and increasing awareness of, campaign finance laws and rules. c. To increase education, awareness, and access for the public. d. To explore, examine, and implement technological advances and capacities to improve access, reduce paperwork, and increase compliance. e. To obtain compliance with campaign finance laws and rules through enforcement actions. f. To ensure organizational and institutional sustainability.	AGS-871	21	HRS 11-314 and HRS 11-435

Department of Accounting and General Services
Functions

Table 1

Division	Description of Function	Activities	Prog ID(s)	Dept-Wide Priority	Statutory Reference
Office of Elections	The Office of Elections conducts efficient, honest, open and secure elections under federal and state laws and constitutions; provides accessible voter registration opportunities and encourages voter turnout; and develops voter education initiatives to disseminate information to the public.	a. Provide voter registration services. b. Provide voter education services. c. Provide voter orientation to naturalized citizens.	AGS-879	20	HRS 11-1.5(a), HRS 11-2(b), and HRS 11-2(d)
State Foundation on Culture and the Arts	The State Foundation on Culture and the Arts (SFCA) mission is to promote, perpetuate, preserve, and encourage culture and the arts, as central to the quality of life of the people of Hawaii. The SFCA offers statewide grants to support funding for projects that preserve and further culture and the arts, history and the humanities; administers a statewide arts in public places program; conducts an apprenticeship program to perpetuate cultural traditions; collaborates with organizations and educational institutions on arts education projects; conducts workshops, and provides staff resources to strengthen communities and develop nonprofit arts organizations; and bolsters the careers of local artists through commissions and purchases for the Arts in Public Places Collection. Per Act 88, SLH 2021. SFCA provides fiscal oversight of the King Kamehameha Celebration Commission (KKCC). KKCC coordinates, plans, and administers the annual King Kamehameha Celebration throughout the State by working with State, County, and private agencies.	a. Statewide administration of the Art in Public Places Program. b. Manage and operate the Hawaii State Art Museum. c. Provide arts education for public schools statewide through the Artists in the Schools program and professional development for DOE teachers and teaching artists. d. Administer the SFCA Biennium Grants Program in accordance with federal partnership with the National Endowment for the Arts. e. Manage and operate community projects and initiatives in accordance with federal partnership with the National Endowment for the Arts. f. Provides cultural presentations to honor and perpetuate the life and deeds of King Kamehameha I during a Statewide celebration of traditional arts, crafts, skills, customs, and lores of Hawai'i's various ethnic groups. g. KKCC secures consistent funding resources to sustain program and activities for the King Kamehameha Celebration.	AGS-881	25	SFCA: HRS 9 and HRS 103-8.5 KKCC: HRS 8-5
Stadium Authority	A special-funded program which maintains, operates, and manages the Aloha Stadium and appurtenant facilities; prescribes and collects rents, fees, and charges for the use and enjoyment of the stadium or any of its facilities; supports and assists in the promotion of Hawaii's visitor industry and socio-cultural advancement; and exercises all powers necessary, incidental or convenient to carry out and effectuate this function. Involvement and participation in the planning, design, and development of the New Aloha Stadium Entertainment District (NASED). This priority function involves a major paradigm shift from a primarily service-oriented operation to one that heavily focuses on the planning, design, and construction of the new entertainment district while ensuring stadium and property development goals and objectives are met. Pursuant to §109-2, the Authority is also responsible for planning, promoting, and marketing the stadium and its related facilities.	a. Program planning; promotion of facilities; directs, coordinates, and controls operations and maintenance of facilities. Revenue maximization through facility and event diversification. Project management through interface with outside agencies, stakeholders, and various levels of government in addressing and achieving short, mid, and long range planning, goals and objectives. b. Internal management, fiscal, budgetary, personnel, and administrative services; contract management and payroll processing; and preparing testimony and tracking legislation affecting the Stadium Authority. c. Directing event, scoreboard, parking, and swap meet operations. d. Engineering and related administrative matters and overall planning, control and coordination of the development, construction, maintenance and general services programs for the stadium, artificial field surface, and appurtenant facilities. e. Box Office operations to include cashiering, computerized interface with other ticketing agencies, and ticket sales activities. f. Security services; disaster and evacuation planning. g. Participation and representation in a myriad of meetings to provide input, guidance, and recommendations on short and long-term operational details related to the development of the New Aloha Stadium Entertainment District.	AGS-889	24	HRS 109, HRS 226-8b(1)(2) and (3) and HRS 226-23

Department of Accounting and General Services
Functions

Table 1

Division	Description of Function	Activities	Prog ID(s)	Dept-Wide Priority	Statutory Reference
Enhanced 911 Board	The Board oversees the implementation of Enhanced 911 service by wireless and VOIP connection service providers and the PSAPs by administering policies and statutes applicable to the Board; collecting assessments from the wireless and VOIP phone users; and distributing funds to the PSAPs and wireless carriers to upgrade and maintain the 911 system to be able to identify and locate wireless 911 callers.	a. Administrative functions to attain goals and objectives of the Board. b. Surcharge collections. c. Reimbursing the Public Safety Answering Points and Wireless Service Providers.	AGS-891	23	HRS 138
State Building Code Council	The State Building Code Council establishes and implements state building codes on a timely basis so that building owners, designers, contractors, and code enforcers within the state would be able to apply consistent current standards. The Council currently is not receiving any State funding in the budget.	a. Establish the Hawaii state building codes. b. A subcommittee comprised of the four council members representing county building officials whose duty is to recommend any necessary or desirable state amendments to the codes and standards identified in Section 107-25, HRS to the Council. c. Adopt, amend, or update codes and standards through the Hawaii Administrative Rules process on a staggered basis as established by the State Building Code Council.	AGS-892	28	HRS 107-21, HRS 107-22, HRS 107-23, HRS 107-24, HRS 107-25, HRS 107-26, HRS 107-27, HRS 107-28, HRS 107-29, HRS 107-30, and HRS 107-31
Comptroller's Office/District Offices -	Under the general direction of the Governor of the State of Hawaii, plan, direct and coordinate the various activities of the department within the scope of laws and established policies and regulations.	Provide administrative and management oversight of the department.	AGS-901/AA	6	HRS 26-6
Administrative Services Office	Provide the department with internal management, fiscal and office services and administer the statewide Risk Management Program. Provide general internal management assistance to the Comptroller in exercising responsibilities as executive of the department, including staff studies, reviews, and reports on organizational structures, work processes, procedures, and policies established for the department.	Provide budgeting, fiscal, and administrative support to the divisions, offices, and attached agencies of the department.	AGS-901/AB	6	HRS 26-6
Personnel Office	Administer the personnel management program for the department to include position classification and compensation, employee relations, recruitment and evaluation, selection and placement, labor relations, employee training and development, safety, affirmative action and equal employment opportunity, personnel transactions and maintenance of personnel records.	Provide human resource management support and services to the Department's divisions, offices, and attached agencies.	AGS-901/AC	6	HRS 26-6, HRS 76, HRS 78, HRS 89, HRS 89c
Systems and Procedures Office	Systems and Procedures Office - Coordinate and advise the Comptroller on all functions pertaining to computer applications, local and wide area networks. The office has the functional responsibility for the development, implementation, and maintenance of computer systems under the administrative control of the Department of Accounting and General Services; formulate information processing policies and procedures; plan, coordinate and conduct systems analysis design and computer programming by utilizing available resources to support the computer and networking needs of the department; and operate and maintain the departmental minicomputer, local and wide area networks.	Provide the department with software and hardware to meet specific business unit requirements.	AGS-901/AE	6	HRS 26-6

Department of Accounting and General Services
Department-Wide Totals

Table 2

Fiscal Year 2022					
Budget Acts Appropriation	Reductions	Additions	Emergency Appropriations	Total FY22	MOF
\$ 102,406,900.00	\$ -	\$ -	\$ -	\$ 102,406,900.00	A
\$ 26,799,371.00	\$ -	\$ -	\$ -	\$ 26,799,371.00	B
\$ 2,335,720.00	\$ -	\$ -	\$ -	\$ 2,335,720.00	N
\$ 413,907.00	\$ -	\$ -	\$ -	\$ 413,907.00	T
\$ 15,788,631.00	\$ -	\$ -	\$ -	\$ 15,788,631.00	U
\$ 7,436,000.00	\$ (3,650,000.00)	\$ -	\$ -	\$ 3,786,000.00	V
\$ 38,267,437.00	\$ -	\$ -	\$ -	\$ 38,267,437.00	W
\$ 193,447,966.00	\$ (3,650,000.00)	\$ -	\$ -	\$ 189,797,966.00	Total
Fiscal Year 2023					
Budget Acts Appropriation	Reductions	Additions		Total FY23	MOF
\$ 101,924,536.00	\$ -	\$ 24,907,724.00	\$ -	\$ 126,832,260.00	A
\$ 26,799,371.00	\$ -	\$ 77,500.00	\$ -	\$ 26,876,871.00	B
\$ 1,910,720.00	\$ -	\$ -	\$ -	\$ 1,910,720.00	N
\$ 413,907.00	\$ -	\$ 700,000.00	\$ -	\$ 1,113,907.00	T
\$ 15,788,631.00	\$ (105,662.00)	\$ 202,896.00	\$ -	\$ 15,885,865.00	U
\$ 3,560,000.00	\$ (2,550,000.00)	\$ -	\$ -	\$ 1,010,000.00	V
\$ 38,267,437.00		\$ 17,054,694.00	\$ -	\$ 55,322,131.00	W
\$ 188,664,602.00	\$ (2,655,662.00)	\$ 42,942,814.00	\$ -	\$ 228,951,754.00	Total

Department of Accounting and General Services
Program ID Totals

Table 3

Prog ID	Program Title	MOF	As budgeted (FY22)			As budgeted (FY23)			Governor's Submittal (FY22)				Governor's Submittal (FY23)			
			Pos (P)	Pos (T)	\$\$\$	Pos (P)	Pos (T)	\$\$\$	Pos (P)	Pos (T)	\$\$\$	Percent Change of \$\$\$\$	Pos (P)	Pos (T)	\$\$\$	Percent Change of \$\$\$\$
AGS-101	Acct System Development & Maintenance	A	9.00	3.00	\$ 1,034,301	9.00	3.00	\$ 1,034,301	9.00	3.00	\$ 1,034,301	0.00%	9.00	-	\$ 1,647,829	59.32%
AGS-102	Expenditure Examination	A	18.00	-	\$ 1,439,582	18.00	-	\$ 1,439,582	18.00	-	\$ 1,439,582	0.00%	18.00	-	\$ 1,544,582	7.29%
AGS-103	Recording and Reporting	A	13.00	-	\$ 1,047,547	13.00	-	\$ 1,047,547	13.00	-	\$ 1,047,547	0.00%	13.00	-	\$ 1,157,547	10.50%
AGS-104	Internal Post Audit	A	7.00	3.00	\$ 763,311	7.00	3.00	\$ 763,311	7.00	3.00	\$ 763,311	0.00%	7.00	3.00	\$ 940,511	23.21%
AGS-105	Office of Information Practices	A	8.50	-	\$ 809,377	8.50	-	\$ 809,377	8.50	-	\$ 809,377	0.00%	8.50	-	\$ 809,377	0.00%
AGS-111	Archives-Records Management	A	15.00	-	\$ 1,074,231	15.00	-	\$ 1,074,231	15.00	-	\$ 1,074,231	0.00%	15.00	-	\$ 1,074,231	0.00%
AGS-131	Ent Tech Svcs - Operations and Infrastructure Mntnce	A	96.00	13.00	\$ 33,306,351	96.00	13.00	\$ 33,278,873	96.00	13.00	\$ 33,306,351	0.00%	103.00	13.00	\$ 35,971,098	8.09%
AGS-203	State Risk Mgmt and Insurance Administration	A	0	-	\$ 9,987,995	-	-	\$ 9,987,995	-	-	\$ 9,987,995	0.00%	-	-	\$ 26,987,995	170.20%
AGS-211	Land Survey	A	9.00	-	\$ 785,276	9.00	-	\$ 785,276	9.00	-	\$ 785,276	0.00%	10.00	-	\$ 801,836	2.11%
AGS-221	Public Works-Planning, Design, and Constr	A	91.00	1.00	\$ 6,167,665	91.00	1.00	\$ 6,167,665	91.00	1.00	\$ 6,167,665	0.00%	91.00	1.00	\$ 6,770,197	9.77%
AGS-223	Office Leasing	A	4.00	-	\$ 5,777,534	4.00	-	\$ 5,665,587	4.00	-	\$ 5,777,534	0.00%	8.00	-	\$ 5,444,873	-3.90%
AGS-231	Central Services -Custodial Services	A	117.00	1.00	\$ 20,026,282	117.00	1.00	\$ 20,026,282	117.00	1.00	\$ 20,026,282	0.00%	124.00	1.00	\$ 22,174,772	10.73%
AGS-232	Central Services-Grounds Maintenance	A	24.00	-	\$ 1,992,717	24.00	-	\$ 1,992,717	24.00	-	\$ 1,992,717	0.00%	30.00	-	\$ 2,139,159	7.35%
AGS-233	Central Services-Bldg Rep and Alt	A	31.00	-	\$ 3,308,304	29.00	-	\$ 3,095,142	31.00	-	\$ 3,308,304	0.00%	33.00	-	\$ 3,345,216	8.08%
AGS-240	State Procurement	A	19.00	-	\$ 1,433,810	19.00	-	\$ 1,433,810	19.00	-	\$ 1,433,810	0.00%	21.00	-	\$ 1,495,010	4.27%
AGS-807	Sch Rep and Mtnce, Neighbor Isle Dist	A	76.00	-	\$ 5,525,045	76.00	-	\$ 5,525,045	76.00	-	\$ 5,525,045	0.00%	75.00	-	\$ 5,755,493	4.17%
AGS-871	Campaign Spending Commission	A	5.00	-	\$ 589,948	5.00	-	\$ 589,948	5.00	-	\$ 589,948	0.00%	5.00	-	\$ 589,948	0.00%
AGS-879	Office of Elections	A	16.50	8.05	\$ 2,507,236	16.50	8.05	\$ 2,377,459	16.50	8.05	\$ 2,507,236	0.00%	16.50	8.05	\$ 2,377,459	0.00%
AGS-881	State Foundation on Culture and the Arts	A	1.50	-	\$ 825,454	1.50	-	\$ 825,454	1.50	-	\$ 825,454	0.00%	1.50	-	\$ 825,454	0.00%
AGS-901	General Administrative Services	A	35.00	1.00	\$ 4,004,934	35.00	1.00	\$ 4,004,934	35.00	1.00	\$ 4,004,934	0.00%	41.00	1.00	\$ 4,979,673	24.34%
AGS-111	Archives-Records Management	B	3.00	-	\$ 490,193	3.00	-	\$ 490,193	3.00	-	\$ 490,193	0.00%	3.00	-	\$ 567,693	15.81%
AGS-130	Ent Tech Svcs - Governance and Innovation	B	0.00	1.00	\$ 178,343	0.00	1.00	\$ 178,343	0.00	1.00	\$ 178,343	0.00%	0.00	1.00	\$ 178,343	0.00%
AGS-131	Ent Tech Svcs - Operations and Infrastructure Mntnce	B	12.00	-	\$ 2,333,223	12.00	-	\$ 2,333,223	12.00	-	\$ 2,333,223	0.00%	12.00	-	\$ 2,333,223	0.00%
AGS-881	State Foundation on Culture and the Arts	B	16.00	1.00	\$ 5,585,735	16.00	1.00	\$ 5,585,735	16.00	1.00	\$ 5,585,735	0.00%	18.75	-	\$ 5,585,735	0.00%
AGS-889	Spectator Events & Shows-Aloha Stadium	B	32.50	1.00	\$ 9,199,019	32.50	1.00	\$ 9,199,019	32.50	1.00	\$ 9,199,019	0.00%	32.50	1.00	\$ 9,199,019	0.00%
AGS-891	Enhanced 911 Board	B	-	2.00	\$ 9,012,858	-	2.00	\$ 9,012,858	-	2.00	\$ 9,012,858	0.00%	-	2.00	\$ 9,012,858	0.00%
AGS-879	Office of Elections	N	0.50	1.00	\$ 727,694	0.50	1.00	\$ 355,694	0.50	1.00	\$ 727,694	0.00%	0.50	1.00	\$ 355,694	0.00%
AGS-881	State Foundation on Culture and the Arts	N	4.50	-	\$ 1,608,026	4.50	-	\$ 1,555,026	4.50	-	\$ 1,608,026	0.00%	4.50	-	\$ 1,555,026	0.00%
AGS-881	King Kamehameha Celebration Commission	T	-	1.00	\$ 70,175	-	1.00	\$ 70,175	-	1.00	\$ 70,175	0.00%	-	1.00	\$ 70,175	0.00%
AGS-871	Campaign Spending Commission	T	0.00	-	\$ 343,732	0.00	-	\$ 343,732	0.00	-	\$ 343,732	0.00%	0.00	-	\$ 1,043,732	203.65%
AGS-131	Ent Tech Svcs - Operations and Infrastructure Mntnce	U	33.00	-	\$ 6,312,584	33.00	-	\$ 6,312,584	33.00	-	\$ 6,312,584	0.00%	33.00	-	\$ 6,312,584	0.00%
AGS-211	Land Survey	U	-	-	\$ 285,000	-	-	\$ 285,000	-	-	\$ 285,000	0.00%	-	-	\$ 285,000	0.00%
AGS-223	Office Leasing	U	-	-	\$ 5,500,000	-	-	\$ 5,500,000	-	-	\$ 5,500,000	0.00%	-	-	\$ 5,500,000	0.00%
AGS-231	Central Services -Custodial Services	U	-	-	\$ 1,699,084	-	-	\$ 1,699,084	-	-	\$ 1,699,084	0.00%	-	-	\$ 1,699,084	0.00%
AGS-807	Sch Rep and Mtnce, Neighbor Isle Dist	U	7.00	-	\$ 1,799,626	7.00	-	\$ 1,799,626	7.00	-	\$ 1,799,626	0.00%	9.00	-	\$ 2,002,522	11.27%
AGS-901	General Administrative Services	U	2.00	-	\$ 192,337	2.00	-	\$ 192,337	2.00	-	\$ 192,337	0.00%	1.00	-	\$ 86,675	-54.94%
AGS-203	State Risk Mgmt and Insurance Administration	V	-	-	\$ 550,000	-	-	\$ 550,000	-	-	\$ -	-100.00%	-	-	\$ -	-100.00%
AGS-223	Office Leasing	V	-	-	\$ 1,000,000	-	-	\$ 1,000,000	-	-	\$ -	-100.00%	-	-	\$ -	-100.00%
AGS-240	State Procurement	V	-	-	\$ 80,000	-	-	\$ 84,000	-	-	\$ 80,000	0.00%	-	-	\$ 84,000	0.00%

Department of Accounting and General Services
Program ID Totals

Table 3

Prog ID	Program Title	MOF	As budgeted (FY22)			As budgeted (FY23)			Governor's Submittal (FY22)				Governor's Submittal (FY23)			
			Pos (P)	Pos (T)	\$\$\$	Pos (P)	Pos (T)	\$\$\$	Pos (P)	Pos (T)	\$\$\$	Percent Change of \$\$\$\$	Pos (P)	Pos (T)	\$\$\$	Percent Change of \$\$\$\$
AGS-879	Office of Elections	V	-	-	\$ 60,000	-	-	\$ 60,000	-	-	\$ 60,000	0.00%	-	-	\$ 60,000	0.00%
AGS-881	State Foundation on Culture and the Arts	V	-	-	\$ 1,346,000	-	-	\$ 866,000	-	-	\$ 1,346,000	0.00%	-	-	\$ 866,000	0.00%
AGS-889	Spectator Events & Shows-Aloha Stadium	V	-	-	\$ 4,400,000	-	-	\$ 1,000,000	-	-	\$ 2,300,000	-47.73%	-	-	\$ -	-100.00%
AGS-203	State Risk Mgmt and Insurance Administration	W	4.00	-	\$ 25,409,694	4.00	-	\$ 25,409,694	4.00	-	\$ 25,409,694	0.00%	5.00	-	\$ 42,464,388	67.12%
AGS-221	Public Works-Planning, Design, and Constr	W	-	-	\$ 4,000,000	-	-	\$ 4,000,000	-	-	\$ 4,000,000	0.00%	-	-	\$ 4,000,000	0.00%
AGS-244	Surplus Property Management	W	5.00	-	\$ 1,878,088	5.00	-	\$ 1,878,088	5.00	-	\$ 1,878,088	0.00%	5.00	-	\$ 1,878,088	0.00%
AGS-251	Automotive Management - Motor Pool	W	13.00	-	\$ 3,079,285	13.00	-	\$ 3,079,285	13.00	-	\$ 3,079,285	0.00%	13.00	-	\$ 3,079,285	0.00%
AGS-252	Automotive Management - Parking Control	W	27.00	-	\$ 3,900,370	27.00	-	\$ 3,900,370	27.00	-	\$ 3,900,370	0.00%	27.00	-	\$ 3,900,370	0.00%
			755.00	37.05	\$ 193,447,966	753.00	37.05	\$ 188,664,602	755.00	37.05	\$ 189,797,966		793.75	33.05	\$ 228,951,754	

Department of Accounting and General Services
Budget Decisions

Prog ID	Sub-Org	Description of Request	MOF	Initial Department Requests						Budget and Finance Recommendations						Governor's Decision					
				FY22			FY23			FY22			FY23			FY22			FY23		
				Pos (P)	Pos (T)	\$\$\$	Pos (P)	Pos (T)	\$\$\$	Pos (P)	Pos (T)	\$\$\$	Pos (P)	Pos (T)	\$\$\$	Pos (P)	Pos (T)	\$\$\$	Pos (P)	Pos (T)	\$\$\$
Trade-Off/Transfers:																					
AGS901	AE	Transfer-in three temporary positions and funds from AGS-101	A				0.00	3.00	\$ 191,472				0.00	3.00	\$ 191,472			\$ -	0.00	3.00	\$ 191,472
AGS101	CA	Transfer-out three temporary positions and funds to AGS-901/AE	A				0.00	(3.00)	\$ (191,472)				0.00	(3.00)	\$ (191,472)			\$ -	0.00	(3.00)	\$ (191,472)
AGS104	BA	Transfer-in funds from AGS-223/IB to Fund Defunded Positions	A				0.00	0.00	\$ 177,200				0.00	0.00	\$ 177,200			\$ -	0.00	0.00	\$ 177,200
AGS807	FP	Transfer-in funds from AGS-223/IB to Fund Defunded Positions	A				0.00	0.00	\$ 77,244				0.00	0.00	\$ 77,244			\$ -	0.00	0.00	\$ 77,244
AGS807	FR	Transfer-in funds from AGS-223/IB to Fund Defunded Positions	A				0.00	0.00	\$ 122,388				0.00	0.00	\$ 122,388			\$ -	0.00	0.00	\$ 122,388
AGS223	IB	Trade-off/Transfer-out Funds to Fund Program Costs and Defunded Positions in AGS104 and AGS807	A				0.00	0.00	\$ (376,832)				0.00	0.00	\$ (376,832)			\$ -	0.00	0.00	\$ (376,832)
AGS221	IA	Trade-off Funds to Restore Funding for Defunded Position	A				0.00	0.00	\$ -				0.00	0.00	\$ -			\$ -	0.00	0.00	\$ -
AGS111	DA	Trade-off Funds to Restore Funding for Defunded Position and Equipment Costs	B				0.00	0.00	\$ -				0.00	0.00	\$ -			\$ -	0.00	0.00	\$ -
AGS252	GB	Trade-off Funds to Restore Funding for Defunded Parking Security Officer	W				0.00	0.00	\$ -				0.00	0.00	\$ -			\$ -	0.00	0.00	\$ -
Other Requests:																					
AGS231	FA	Add Funds for Energy Savings Performance Contracts	A				0.00	0.00	\$ 1,991,932				0.00	0.00	\$ 1,991,932			\$ -	0.00	0.00	\$ 1,991,932
AGS901	AE	Conversion of three Temporary Positions to Permanent	A				3.00	(3.00)					3.00	(3.00)	\$ -			\$ -	3.00	(3.00)	\$ -
AGS101	CA	Add Funds for Enterprise Financial System (EFS) Project Resources	A				0.00	0.00	\$ 805,000				0.00	0.00	\$ 805,000			\$ -	0.00	0.00	\$ 805,000
AGS103	CC	Add Funds for GASB Lease Software	A				0.00	0.00	\$ 110,000				0.00	0.00	\$ 110,000			\$ -	0.00	0.00	\$ 110,000
AGS102	CB	Add Funds for Compliance for Garnishment for the State	A				0.00	0.00	\$ 105,000				0.00	0.00	\$ 105,000			\$ -	0.00	0.00	\$ 105,000
AGS203	AD	Add Funds for Insurance Program Cost Increase	A				0.00	0.00	\$ 17,000,000				0.00	0.00	\$ 17,000,000			\$ -	0.00	0.00	\$ 17,000,000
AGS203	AD	Increase Revolving Fund Ceiling for Insurance Program Cost Increase	W				0.00	0.00	\$ 17,000,000				0.00	0.00	\$ 17,000,000			\$ -	0.00	0.00	\$ 17,000,000
AGS203	AD	Add one Permanent Position and Funds	W				1.00	0.00	\$ 54,694				1.00	0.00	\$ 54,694			\$ -	1.00	0.00	\$ 54,694
AGS807	FP	Convert Defunded General Fund Position to U-Fund and Add Funds for Position	U				1.00	0.00	\$ 102,571				1.00	0.00	\$ 102,571			\$ -	1.00	0.00	\$ 102,571
AGS807	FP	Convert Defunded General Fund Position to U-Fund	A				-1.00	0.00					(1.00)	0.00	\$ -			\$ -	(1.00)	0.00	\$ -
AGS807	FQ	Convert Defunded General Fund Position to U-Fund and Add Funds for Position	U				1.00	0.00	\$ 100,325				1.00	0.00	\$ 100,325			\$ -	1.00	0.00	\$ 100,325
AGS807	FQ	Convert Defunded General Fund Position to U-Fund	A				-1.00	0.00					(1.00)	0.00	\$ -			\$ -	(1.00)	0.00	\$ -
AGS807	FP	Add Funds and Position to Restore Deleted Position	A				1.00	0.00	\$ 61,632				1.00	0.00	\$ 30,816			\$ -	1.00	0.00	\$ 30,816
AGS901	AB	Convert U-Fund Position to General Fund	A				1.00	0.00					1.00	0.00				\$ -	1.00	0.00	\$ -
AGS901	AB	Convert U-Fund Position to General Fund	U				-1.00	0.00	\$ (105,662)				(1.00)	0.00	\$ (105,662)			\$ -	(1.00)	0.00	\$ (105,662)
AGS233	FK	Add Funds and Positions to Restore Deleted Building Repair and Alterations Positions	A				4.00	0.00	\$ 366,108				4.00	0.00	\$ 250,074			\$ -	4.00	0.00	\$ 250,074

Department of Accounting and General Services
Budget Decisions

Prog ID	Sub-Org	Description of Request	MOF	Initial Department Requests						Budget and Finance Recommendations						Governor's Decision					
				FY22			FY23			FY22			FY23			FY22			FY23		
				Pos (P)	Pos (T)	\$\$\$	Pos (P)	Pos (T)	\$\$\$	Pos (P)	Pos (T)	\$\$\$	Pos (P)	Pos (T)	\$\$\$	Pos (P)	Pos (T)	\$\$\$	Pos (P)	Pos (T)	\$\$\$
AGS232	FE	Add Funds and Positions to Restore Deleted Grounds Positions	A				6.00	0.00	\$ 292,884				4.00	0.00	\$ 90,744			\$ -	6.00	0.00	\$ 146,442
AGS231	FA	Add Funds and Positions to Restore Deleted Custodial Positions	A				7.00	0.00	\$ 313,116				4.00	0.00	\$ 88,584			\$ -	7.00	0.00	\$ 156,558
AGS221	IA	Add Funds to Restore Defunded Positions	A				0.00	0.00	\$ 762,524				0.00	0.00	\$ 628,632			\$ -	0.00	0.00	\$ 602,532
AGS901	AC	Add Funds and Positions to Restore Deleted Permanent FTE Positions	A				2.00	0.00	\$ 115,284				1.00	0.00	\$ 33,600			\$ -	2.00	0.00	\$ 57,642
AGS211	HA	Add Funds and Position to Restore Deleted Office Assistant III Position, SR-08	A				1.00	0.00	\$ 33,120				1.00	0.00	\$ 16,560			\$ -	1.00	0.00	\$ 16,560
AGS111	DA	Add funds for Archival Digitization Equipment and Storage	B				0.00	0.00	\$ 77,500				0.00	0.00	\$ 77,500			\$ -	0.00	0.00	\$ 77,500
AGS131	EA	Add Funds for Financial Management System (FMS) Maintenance	A				0.00	0.00	\$ 1,219,725				0.00	0.00	\$ 1,219,725			\$ -	0.00	0.00	\$ 1,219,725
AGS131	EA	Add Funds and Position to Restore Deleted ASO Position	A				1.00	0.00	\$ 120,000				1.00	0.00	\$ 60,000			\$ -	1.00	0.00	\$ 60,000
AGS131	EA	Add Funds and Position to Restore Deleted Human Resources Manager Position	A				1.00	0.00	\$ 75,000				1.00	0.00	\$ 37,500			\$ -	1.00	0.00	\$ 37,500
AGS131	EA	Add Funds and Position for Enterprise IT Procurement Manager	A				1.00	0.00	\$ 120,000				0.00	0.00	\$ -			\$ -	0.00	0.00	\$ -
AGS131	EA	Add Funds and Position for Chief Data Officer	A				1.00	0.00	\$ 144,000				0.00	0.00	\$ -			\$ -	0.00	0.00	\$ -
AGS131	EA	Add Funds and Position for Data Scientist	A				1.00	0.00	\$ 120,000				0.00	0.00	\$ -			\$ -	0.00	0.00	\$ -
AGS131	ED	Add Funds for Microsoft 365 G5 License Plan	A				0.00	0.00	\$ 1,895,040				0.00	0.00	\$ -			\$ -	0.00	0.00	\$ -
AGS131	EA	Add Funds and Positions for Cybersecurity Safeguards Team	A				3.00	0.00	\$ 270,000				2.00	0.00	\$ 80,000			\$ -	2.00	0.00	\$ 80,000
AGS131	EA	Add Funds and Positions for Identity Services	A				3.00	0.00	\$ 1,270,000				0.00	0.00	\$ -			\$ -	3.00	0.00	\$ 1,270,000
AGS131	ED	Add Funds for ESRI Enterprise Agreement and Managed Cloud Services	A				0.00	0.00	\$ 130,000				0.00	0.00	\$ 25,000			\$ -	0.00	0.00	\$ 25,000
AGS223	IB	Add Funds and Positions for New Real Property Branch	A				6.00	0.00	\$ 412,229				3.00	0.00	\$ 130,018			\$ -	4.00	0.00	\$ 156,118
AGS240	JA	Add Funds and Positions to Restore Deleted Positions	A				2.00	0.00	\$ 61,200				1.00	0.00	\$ 27,600			\$ -	2.00	0.00	\$ 61,200
AGS881	LA	Add (1.75) Positions and Convert (1.00) Position From Temporary to Permanent	B				2.75	(1.00)	\$ 103,522				2.75	(1.00)	\$ -			\$ -	2.75	(1.00)	\$ -
AGS881	LA	Request to Trade-off Office Assistant Position	N				-0.25	0.00	\$ (7,560)				(0.25)	0.00	\$ -			\$ -	(0.25)	0.00	\$ -
AGS881	LA	Request to Trade-off Deputy Director (SFCA) Position	N				0.25	0.00	\$ 19,530				0.25	0.00	\$ -			\$ -	0.25	0.00	\$ -
AGS871	NA	Increase the Budget Ceiling for Hawaii Election Campaign Fund (HECF)-Trust Fund	T				0.00	0.00	\$ 700,000				0.00	0.00	\$ 700,000			\$ -	0.00	0.00	\$ 700,000
AGS901	AA	Add Funds for Security Guard Services at the State Capitol	A				0.00	0.00	\$ -				0.00	0.00	\$ -			\$ -	0.00	0.00	\$ 725,625
AGS203	AD	Delete ARPA Funds	V				0.00	0.00	\$ -				0.00	0.00	\$ -			(550,000)	0.00	0.00	\$ (550,000)
AGS223	IB	Delete ARPA Funds	V				0.00	0.00	\$ -				0.00	0.00	\$ -			(1,000,000)	0.00	0.00	\$ (1,000,000)
AGS889	MA	Delete ARPA Funds	V				0.00	0.00	\$ -				0.00	0.00	\$ -			(2,100,000)	0.00	0.00	\$ (1,000,000)
							0.00	0.00					0.00	0.00	\$ -			-	0.00	0.00	\$ -
		By MOF																			
			A				42.00	(3.00)	\$ 27,793,794				25.00	(3.00)	\$ 22,730,785			\$ -	36.00	-3.00	\$ 24,907,724
			B				2.75	(1.00)	\$ 181,022				2.75	(1.00)	\$ 77,500			\$ -	2.75	-1.00	\$ 77,500

Department of Accounting and General Services
Budget Decisions

Prog ID	Sub-Org	Description of Request	MOF	Initial Department Requests						Budget and Finance Recommendations						Governor's Decision					
				FY22			FY23			FY22			FY23			FY22			FY23		
				Pos (P)	Pos (T)	\$\$\$	Pos (P)	Pos (T)	\$\$\$	Pos (P)	Pos (T)	\$\$\$	Pos (P)	Pos (T)	\$\$\$	Pos (P)	Pos (T)	\$\$\$	Pos (P)	Pos (T)	\$\$\$
			N				0.00	0.00	\$ 11,970				0.00	0.00	\$ -			\$ -	0.00	0.00	\$ -
			T				0.00	0.00	\$ 700,000				0.00	0.00	\$ 700,000			\$ -	0.00	0.00	\$ 700,000
			U				1.00	0.00	\$ 97,234				1.00	0.00	\$ 97,234			\$ -	1.00	0.00	\$ 97,234
			W				1.00	0.00	\$ 17,054,694				1.00	0.00	\$ 17,054,694			\$ -	1.00	0.00	\$ 17,054,694
			V				0.00	0.00	\$ -				0.00	0.00	\$ -			\$ (3,650,000)	0.00	0.00	\$ (2,550,000)
		TOTAL					46.75	(4.00)	\$ 45,838,714				29.75	(4.00)	\$ 40,660,213			\$ (3,650,000)	40.75	(4.00)	\$ 40,287,152

Department of Accounting and General Services
Proposed Budget Reductions

Table 5

Impact of Reduction	MOF	FY22			FY23			FY21 Restriction (Y/N)
		Pos (P)	Pos (T)	\$\$\$\$	Pos (P)	Pos (T)	\$\$\$\$	
None	V			\$ (550,000)			\$ (550,000)	N
None	V			\$ (1,000,000)			\$ (1,000,000)	N
Part of FY22 funds needed to cover operating cost shortfalls	V			\$ (2,100,000)			\$ (1,000,000)	N
TOTAL				\$ (3,650,000)			\$ (2,550,000)	

Department of Accounting and General Services
Proposed Budget Additions

Table 6

Prog ID	Sub-Org	Addition Type	Prog ID Priority	Dept-Wide Priority	Description of Addition	Justification	MOF	FY22			FY23			
								Pos (P)	Pos (T)	\$\$\$	Pos (P)	Pos (T)	\$\$\$	
AGS101	CA	OR	1	2	Add Funds for Enterprise Financial System (EFS) Project Resources	The Enterprise Financial System (EFS) improvements are critical to operational processes and reporting of the State's financial data. The pandemic identified many opportunities to improve systems, state processes, and procedures, timing, and efficiency to be able to allocate available funding to departments and programs especially those departments requiring assistance to continue to support health-related service recovery efforts along with investment of resources for economic recovery. Funding will be designated to allocate resources to support the modernization of the statewide EFS system including providing the necessary support in the development of such system including modernized online accounting, finance and budget manuals; support for analyzing and assessing laws (HRS, HARS), administrative rules and policies for a modernized EFS system; assistance in the implementation of a modernized Uniform Chart of Accounts; assistance in reengineering of current financial processes; training in current best practices in accounting, finance and budgeting practices as well as data analytic techniques; and support through advisory services in the design, testing and implementation phases of the EFS system.	A							\$ 805,000
AGS103	CC	OR	1	3	Add Funds for GASB Lease Software	In order to comply with GASB 87 Leases, which is effective as of FY22, the State needs a robust software to account for and properly calculate and report on the State's leases. To prepare these calculations manually would be too many man hours and highly susceptible to errors. Without this software, the completion of a timely Annual Comprehensive Financial Report (ACFR) will be in jeopardy.	A							\$ 110,000
AGS102	CB	OR	1	4	Add Funds for Compliance for Garnishment for the State	DAGS modernized the payroll system to support more standardized processing procedures and compliance measures with delivered payroll functionality. Through the modernization, additional risks around compliance were closely evaluated. Garnishment assessment and processing is a manual and labor-intensive task that continues to present risks. A third-party garnishment processing service would transfer risk from DAGS to the third-party. DAGS does not have the expertise to administer garnishments and meet compliance requirements across all states and third-party entities.	A							\$ 105,000
AGS203	AD	OR	1	5a	Add Funds for Insurance Program Cost Increase	The Risk Management Office has been faced with a hardened insurance market whereby insurance policy premiums for all lines of coverage (Property/Terrorism, Excess Liability, and Cyber Liability) have and will increase by double digit percentages. Due to the increase, the current General Fund appropriation is insufficient by approximately \$17,000,000.	A							\$ 17,000,000
AGS203	AD	OR	1	5b	Increase Revolving Fund Ceiling for Insurance Program Cost Increase	A corresponding increase in revolving fund ceiling (established pursuant to §41D-4, HRS, to fund program's operating costs) is needed to accommodate the expenditure of additional general funds - see \$17,000,000 General Funds request in Departmental Priority #5a.	W							\$ 17,000,000

Department of Accounting and General Services
Proposed Budget Additions

Table 6

Prog ID	Sub-Org	Addition Type	Prog ID Priority	Dept-Wide Priority	Description of Addition	Justification	MOF	FY22			FY23		
								Pos (P)	Pos (T)	\$\$\$	Pos (P)	Pos (T)	\$\$\$
AGS807	FP	HS	1	6a	Convert Defunded General Fund Position to U-Fund and Add Funds for Position	The Carpenter II, Position Number (PN) 21139 was initially defunded by the Legislature, per Act 9, SLH 2020. The position continues to be defunded for FY 22 and FY 23 and has an adverse impact to the Hawaii District (HDO). The Department of Education (DOE), along with DAGS, deemed the position critical for the repair and maintenance of the public school and library facilities, as well as DAGS-managed facilities. DOE committed to fund the defunded Carpenter II PN 21139 via the Reimbursement for U Fund expense for FY 22 and in future fiscal years, pending availability of general fund appropriations. The request is therefore being submitted to establish one (1) additional position in the existing U Fund expense account.	U				1.00		\$ 102,571
AGS807	FP	HS	1	6b	Convert Defunded General Fund Position to U-Fund	See 6a above	A				(1.00)		
AGS807	FQ	HS	1	7a	Convert Defunded General Fund Position to U-Fund and Add Funds for Position	Request is being submitted to fund 1 position in the existing reimbursement fund (U-Fund) between DOE and DAGS. The general-funded position was recently defunded and the MDO plumbing section has been negatively affected.	U				1.00		\$ 100,325
AGS807	FQ	HS	1	7b	Convert Defunded General Fund Position to U-Fund	See 7a above	A				(1.00)		
AGS807	FP	HS	2	8	Add Funds and Position to Restore Deleted Position	There is only one (1) Plumber performing the repair and maintenance of 23 DOE facilities, 12 DAGS-managed state buildings, and 6 public libraries on the east side of the Big Island, from Ka'u to Hilo. In FY 21, with the schools not fully operational, there was approximately \$30,000 in contracted plumbing work. With the school re-opening in FY22, the volume of work is not sustainable with the sole plumber. Distance alone is prohibitive when there are emergencies; additionally, there are very few plumbing contractors on the island and availability is a big concern in these situations.	A				1.00		\$ 30,816
AGS901	AB	OR	1	9a	Convert U-Fund Position to General Fund	Because of the setbacks in the economy, the non-general funds that are currently funding this interdepartmental transfer funded (U fund) position may not be available to continue the funding in the future. This position is vital to the department's fiscal operations and supervises the department's pCard activities, contract processing and payments, and the new payroll system for the department. General Funds from Other Personal Services will be used to offset the cost of the position.	A				1.00		
AGS901	AB	OR	1	9b	Convert U-Fund Position to General Fund	See 9a above	U				(1.00)		\$ (105,662)

Department of Accounting and General Services
Proposed Budget Additions

Table 6

Prog ID	Sub-Org	Addition Type	Prog ID Priority	Dept-Wide Priority	Description of Addition	Justification	MOF	FY22			FY23		
								Pos (P)	Pos (T)	\$\$\$	Pos (P)	Pos (T)	\$\$\$
AGS233	FK	HS	1	10	Add Funds and Positions to Restore Deleted Building Repair and Alterations Positions	<p>Act 88, SLH 2021 eliminated the Central Services Division Administrator and Engineer VI positions at the end of FY22:</p> <ul style="list-style-type: none"> - The CSD Administrator position is required to support 4 program managers that oversee a Division of about 150 staff and is responsible for the management, operations, and repairs of about 70 facilities on Oahu, and is responsible for the overall performance of the Division and coordinates with other Divisions, within DAGS, and other Departments' programs; testifies on behalf of the Division; coordinates with the employees' unions; and strategically plans for the most effective use of the Division's resources. - The Engineer VI oversees a Branch of about 20 staff, comprised of engineers, plumbers, electricians, carpenters, and building maintenance workers and is responsible to respond to building emergencies, evaluate the condition of over 150 State facilities (statewide), prioritize deferred maintenance projects, manage maintenance contracts and contractors for HVAC, elevator, generator, and pumping systems, and to perform repairs to facilities to ensure State employees have an operable and safe environment to service the public on Oahu. <p>Act 88, SLH 2021 also eliminated 2 positions from the program: The Engineer V position was 1 of 3 Engineer Vs in the program that evaluated the condition of facilities (statewide), managed maintenance contracts and contractors, and provided engineering support when problems occurred at the supported State facilities. The Electrician I was 1 of 3 Electrician Is that completed electrical repairs and support for about 70 facilities on Oahu.</p>	A				4.00		\$ 250,074
AGS232	FE	HS	1	11	Add Funds and Positions to Restore Deleted Grounds Positions	<p>Act 88, SLH 2021 reduced the Oahu Grounds workforce from 30 to 24 positions, a reduction of 20%. The reductions included the elimination of the Landscape Architect V position which manages contracts, and plans the activities of the Oahu Grounds program. The elimination of the five (5) other grounds positions necessitated the grounds work crew to lengthen the grounds servicing cycle at the various grounds surrounding state facilities at both civic center and outlying areas. In some cases lawn cutting went from monthly to every other month etc., which led to many locations looking unkept and becoming a haven for vermin and other insects which could lead to health and safety issues.</p>	A				6.00		\$ 146,442

Department of Accounting and General Services
Proposed Budget Additions

Table 6

Prog ID	Sub-Org	Addition Type	Prog ID Priority	Dept-Wide Priority	Description of Addition	Justification	MOF	FY22			FY23		
								Pos (P)	Pos (T)	\$\$\$	Pos (P)	Pos (T)	\$\$\$
AGS231	FA	HS	1	12	Add Funds and Positions to Restore Deleted Custodial Positions	Act 88, SLH 2021 reduced the Oahu Custodial workforce from 78 to 72 Janitor II's, a reduction of nearly 8% and a corresponding reduction of one working supervisor Janitor III position. Prior to the reduction, the program was already short-handed and struggled to provide necessary custodial services when workers took vacation leave or sick leave. According to a facilities guideline, the cleaning level is between "casual inattention" to "moderate dinginess" and Janitor II staffing has gone down over the years. With the ongoing COVID 19 pandemic, it is imperative to provide custodial services to keep workplaces clean for building occupants and visitors transacting state business.	A				7.00		\$ 156,558
AGS221	IA	OR	1	13	Add Funds to Restore Defunded Positions	<p>Although de-funded by Act 9, SLH 2020, each of the positions addressed by this request is critical to the long-term ability of the program to successfully discharge its CIP and R&M responsibilities for both DAGS projects as well as projects for numerous other programs and agencies. Funding of these positions is necessary to alleviate excessive workloads now being imposed on PWD staff on Oahu and in the District Offices, and to avoid the potential for an increasing number of vacancies as current staff may feel compelled to leave State employ in what is, and has long been, a very competitive employment market for the high level of experience and expertise required for these highly responsible positions. The program is responsible for discharging CIP and R&M projects for a multiplicity of programs and agencies, and its workload is imposed through: regular CIP appropriations with DAGS as the expending agency; CIP appropriations made to other programs and agencies and delegated to DAGS; and CIP-like projects inserted into operating budgets. In addition, the program is often assigned responsibility for large, complex and challenging special projects (e.g., the New Aloha Stadium Entertainment District, the proposed Wahiawa Civic Center, the Veteran's Home in Kapolei,</p> <p>additions to housing at correctional facilities on Maui and Hawaii) each of which make significant and extraordinary demands on staffing resources. The program has experienced relatively large numbers of resignations, transfers, and retirements, in part exacerbated by the lack of funding for these 12 authorized positions, the State's comparatively weak competitive position for new recruitments, and the corollary effects on staff morale. Funding these positions will provide the program some ability to allay staff concerns regarding long-term viability of "doing more with less" given that the "doing" is dependent on staff goodwill and personal sacrifices. Failure to fund these positions should be expected to result in increased numbers of resignations and retirements (more than 12 staff are currently eligible or will become eligible this year to retire with 30 or more years of service), which may in turn result in the program's inability to continue to deliver projects that are critical to the provision of State services. These positions are authorized under Act 88, SLH 2021 and prior years' budget acts.</p>	A					\$ 602,532	

Department of Accounting and General Services
Proposed Budget Additions

Table 6

Prog ID	Sub-Org	Addition Type	Prog ID Priority	Dept-Wide Priority	Description of Addition	Justification	MOF	FY22			FY23		
								Pos (P)	Pos (T)	\$\$\$	Pos (P)	Pos (T)	\$\$\$
AGS901	AC	OR	1	14	Add Funds and Positions to Restore Deleted Permanent FTE Positions	The Human Resources Specialist IV position is the sole position responsible for all position management activities for the entire department of about 690 positions, which includes establishing, abolishing, redescribing/updating, reallocating, and inputting/managing position data in the Human Resources Management System. This data is used to provide vacancy lists and other lists used for planning, budgeting, and other purposes. The position effectuates position changes due to reorganizations, reviews exemptions for contractual services, and provides advisory services related to position management. The Human Resources Assistant V position processes, monitors, inputs, records, distributes, and files all employee transactions such as new hires, leaves, promotions, performance appraisals, training, separations, retirements, temporary assignments, disciplinary actions, etc. Many activities performed by the Personnel Office are mandated by Federal and/or State laws or by contractual (collective bargaining) agreements. With the loss of two positions deleted in Act 88, SLH 2021, processing of requests such as TDI or FMLA were impacted. Without the ability to stop processing, our backlog has increased and mistakes will occur more often as staff burnout occurs. This will impact DAGS employees which in turn will impact the services they provide to other agencies and/or the public; and could lead to complaints and/or fines as we cannot meet required deadlines.	A				2.00		\$ 57,642
AGS211	HA	OR	1	15	Add Funds and Position to Restore Deleted Office Assistant III Position, SR-08	Office Assistant III, Position No. 02758, was deleted in Act 88 SLH 2021. An Office Assistant III position is needed to complete survey requests for map and descriptions in a timely manner. Survey maps and descriptions are utilized by State agencies for various purposes such as executive orders, general leases, grant of easements, exchanges, transfers, and sale of government lands. Delays in completing these requests negatively affect State agencies' development or construction projects resulting in major loss of revenue to the State.	A				1.00		\$ 16,560
AGS111	DA	OR	1	16	Add funds for Archival Digitization Equipment and Storage	The State Archives has prioritized the digitization of important archival records that document the rights, identity, property and history of the People of Hawaii. The pandemic has necessitated a shift to placing these vital historic records online for quick, easy access regardless of the researcher's physical location. The Archives has recently entered into partnerships with three non-profit organizations that are recruiting their members to volunteer at the archives to assist in digitizing records. The current digitization equipment is at or near maximum utilization and therefore is seeking additional archival grade digitization equipment and server storage to maximize the efficiency and effectiveness of this free source of labor. Acquiring more equipment will directly result in more records being accessible online, for free, from any where in the world.	B						\$ 77,500

Department of Accounting and General Services
Proposed Budget Additions

Table 6

Prog ID	Sub-Org	Addition Type	Prog ID Priority	Dept-Wide Priority	Description of Addition	Justification	MOF	FY22			FY23			
								Pos (P)	Pos (T)	\$\$\$	Pos (P)	Pos (T)	\$\$\$	
AGS131	EA	OR	1	17	Add Funds for Financial Management System (FMS) Maintenance	The State of Hawaii has procured a new cloud-based financial system that will seek to tie disparate systems and data together in a single, user-friendly application. The request includes the necessary software support and licensing fees to run the financial system in the 3rd party's cloud application. These costs will be on-going for the State as long as it uses the application. Work will commence in FY22 and an initial support contract is to be signed for an outlying 5 years. Success will be measured based on the on-time and on-budget delivery of all requirements defined by the scope of RFP-ERP-2020.	A							\$ 1,219,725
AGS131	EA	OR	2	18	Add Funds and Position to Restore Deleted ASO Position	This position supervised 4 sections and 10 positions. Abolishing this position severely impacted the organizational reporting structure and the program's ability to accomplish its operational duties. The sections in this Branch are responsible for accounting, budget, purchasing, and personnel actions. These areas support ETS branch managers in day-to-day operations and functions. Without a dedicated supervisor employees were not able to receive adequate guidance and direction on projects or problem solving. The gap was filled by the Chief Technology Officer who is already stretched thin with current duties of managing the IT initiatives of all State Departments. This solution is not sustainable therefore this position needs to be restored to maintain the level of service it needs to provide to ETS branch managers and other State offices.	A				1.00			\$ 60,000
AGS131	EA	OR	3	19	Add Funds and Position to Restore Deleted Human Resources Manager Position	The loss of the HR Manager negatively impacted the operations of ETS. The HR manager was responsible for working with leadership to design and implement strategies to ensure a successful, safe, and productive work environment, to assist employees with all personnel or HR related inquiries and issues, and to assist managers in processing personnel and hiring actions. Additionally, this position led the implementation of the State of Hawaii IT Strategic Plan's Digital Workforce Development priority. The duties and responsibilities needed for this position has been distributed to other staff temporally; however this solution is not sustainable as this requires a significant amount of time and resources, severely comprising ETS' overall ability to provide critical services. ETS is at a critical point in restructuring its organization to modernize and reshape responsibilities to the current technological environmental needs of the State. Thus, the HR Manager is needed immediately for the organization to move forward, and to ensure employees receive the guidance they seek.	A				1.00			\$ 37,500
AGS131	EA	HS	4	24	Add Funds and Positions for Cybersecurity Safeguards Team	Expand cyber security program by creating liaisons to state agencies that identify and mitigate risks to help safeguard state programs.	A				2.00			\$ 80,000
AGS131	EA	HS	5	25	Add Funds and Positions for Identity Services	Enable citizen identity with a single login across state programs. Enhance delivery of digital services. Reduce costs. Minimize fraudulent claims.	A				3.00			\$ 1,270,000

Department of Accounting and General Services
Proposed Budget Additions

Table 6

Prog ID	Sub-Org	Addition Type	Prog ID Priority	Dept-Wide Priority	Description of Addition	Justification	MOF	FY22			FY23			
								Pos (P)	Pos (T)	\$\$\$	Pos (P)	Pos (T)	\$\$\$	
AGS131	ED	HS	6	26	Add Funds for ESRI Enterprise Agreement and Managed Cloud Services	ESRI software is the de facto GIS standard used within Hawaii State government and by our partners in county and federal agencies. The current ESRI geographical information system (GIS) software 3-year Enterprise Agreement (EA) is currently in its first year of the agreement and is up for renewal in FY25. The current spend per year costs for the EA are FY22: \$610K, FY23: \$625K, FY24: \$650K. This request is for additional storage capacity for the State's enterprise ArcGIS Server application and database instance. The current ESRI Managed Cloud Services agreement currently costs \$114.9K, and the storage increase would cost approximately \$25K more per year, with small increases after. The current storage is at capacity, and no additional data layers can be utilized without the increase in storage space.	A						\$	25,000
AGS223	IB	OR	1	27	Add Funds and Positions for New Real Property Branch	The Real Property Branch will be staffed by the four existing authorized Leasing Services Branch (AGS-223) positions, supplemented by the four new positions that are the subject of this request. These resources needed to create the Real Property Branch will facilitate efforts necessary to meet the requirements of Act 219, SLH 2021, which established provisions relating to office space management: provides for the Comptroller to assess and determine office space requirements; initiate or cancel leases upon the determination of each agency's requirements; renegotiate existing leases; authorize office space allocation; and determine infrastructure requirements to allow employees to telework. The Act also requires the Comptroller to reduce the total square footage of state-leased space by ten percent before July 1, 2026.	A				4.00		\$	156,118
AGS203	AD	OR	2	28	Add one Permanent Position and Funds	Due to the added responsibilities for the Risk Management Office to manage how risk is being addressed by State government, a new position to assist the Risk Management Officer is required. Risk Management now requires a new approach on how to address the total cost of State risks as new challenges arise that was not present in years past such as cyber liability and climate change.	W				1.00		\$	54,694

Department of Accounting and General Services
Proposed Budget Additions

Table 6

Prog ID	Sub-Org	Addition Type	Prog ID Priority	Dept-Wide Priority	Description of Addition	Justification	MOF	FY22			FY23		
								Pos (P)	Pos (T)	\$\$\$	Pos (P)	Pos (T)	\$\$\$
AGS240	JA	OR	1	29	Add Funds and Positions to Restore Deleted Positions	<p>This request is to restore two positions and funding: Management Analyst IV and Purchasing Specialist VI.</p> <p>The reinstatement of the Management Analyst IV (SR24) position is critical because it is the main point of contact for managing the agency's budget (handling vendor payments, tracking the SPO's payroll and other expenses), accessing proprietary fiscal systems, responding to fiscal and budget inquiries from the State Legislature and the Department of Budget and Finance, and administering and handling confidential personnel issues (staff appraisals, training, and other human resources subjects). Because there is no other position with similar duties in the SPO, the agency is struggling to handle critical functions in an expeditious and efficient manner, likely jeopardizing important decisions.</p> <p>The reinstatement of the Purchasing Specialist VI (SR26) position assures the prompt development, implementation, and management of the Past Performance Database, mandated by Act 88, SLH 2021. This critical database requires expertise in the development of new processes, procedures, templates, contract terms and conditions, and reporting requirements, and that all processes are in compliance with the Hawaii Public Procurement Code. The position is also needed to manage and</p> <p>implement the statewide Procurement Automation System, including eMarketplace, which will keep the State of Hawaii on par with procurement industry standards and technology. This position also oversees and supervises the Hawaii Electronic Procurement System (HlePRO), Hawaii Awards and Notices Database System (HANDS), and the Hawaii Compliance Express (HCE), all essential applications to enable buyers, statewide, a consistent and transparent platform in which to conduct procurement activities. System, including eMarketplace, which will keep the State of Hawaii on par with procurement industry standards and technology. This position also oversees and supervises the Hawaii Electronic Procurement System (HlePRO), Hawaii Awards and Notices Database System (HANDS), and the Hawaii Compliance Express (HCE), all essential applications to enable buyers, statewide, a consistent and transparent platform in which to conduct procurement activities.</p>	A				2.00		\$ 61,200

Department of Accounting and General Services
Proposed Budget Additions

Table 6

Prog ID	Sub-Org	Addition Type	Prog ID Priority	Dept-Wide Priority	Description of Addition	Justification	MOF	FY22			FY23		
								Pos (P)	Pos (T)	\$\$\$	Pos (P)	Pos (T)	\$\$\$
AGS881	LA	OR	1	30	Add (1.75) Positions and Convert (1.00) Position From Temporary to Permanent	<p>1) Add new Position Deputy Director EM5 (MOF B 75% and MOF N 25%): The ability of the agency to achieve broader, aspirational goals of the strategic plan are limited by the demands of running the agency's internal operations. The Executive Director (ED) position needs to play a larger, more visible role in Hawaii's arts and cultural communities and expand SFCA's leadership role in those communities, but the SFCA's capacity to achieve those goals is limited by the demands that the agency's internal, operational requirements placed on the ED. SFCA Commission's Administrative Committee believes that adding a Deputy Director to the organizational chart would dramatically enhance the ED's ability to achieve the vision of SFCA's future that is set forth in the strategic plan. Position funding and count (MOF N) would come from under-funded Office Assistant III Position #21352. 2) Add new Position Arts Program Specialist IV SR22 (MOF B 100%): The Hawaii State Art Museum (HiSAM) is growing in its role in Hawaii. There is no Museum Director to develop the vision, oversee museum operations, create, manage and coordinate the museum's thematic exhibitions, or develop public programs for interpretation and engagement.</p> <p>Adding a Museum Director (Arts Program Specialist IV) would dramatically enhance the SFCA's ability to achieve the vision for the Hawaii State Art Museum set forth in the Strategic Plan. In addition to HiSAM, this position would serve as the supervisor of the Designated Programs section of the SFCA. This section lacks a supervisor position, therefore all section staff report directly to the ED. Serving as both the HiSAM Director and Designated Programs section Head would infuse the SFCA with a level of efficiency and accountability. The requested position of the Museum Director position has existed previously as Position #112774. The position was filled until August 2008 when the employee submitted his resignation, and the position became vacant. In 2009, the position was abolished along with all other vacant positions statewide. 3) Conversion from Temporary to Permanent: The position would be in support of the Art in Public Places Program. As SFCA continues to grow as an agency and plan ahead for our neighbor island initiatives, our goal is to have a qualified individual in the position. If the position remains Temporary, staff will not stay since the position remains uncertain as a Temporary position. The consequences of not having a qualified individual in place, is that we will not be able to fulfill obligations to other departments. The Arts Program Specialist Permanent position in Art in Public Places would enable the SFCA to continue to be more responsive in meeting the demand for works of art projects in new State construction, arts education services and access to arts programming, particularly for underserved areas of the state.</p>	B				2.75	(1.00)	

Department of Accounting and General Services
Proposed Budget Additions

Table 6

Prog ID	Sub-Org	Addition Type	Prog ID Priority	Dept-Wide Priority	Description of Addition	Justification	MOF	FY22			FY23		
								Pos (P)	Pos (T)	\$\$\$	Pos (P)	Pos (T)	\$\$\$
AGS881	LA	OR	1	30a	Add (1.75) Positions and Convert (1.00) Position From Temporary to Permanent	See 30 above	N						
	NA	OR	1	31	Increase the Budget Ceiling for Hawaii Election Campaign Fund (HECF)-Trust Fund	<p>The Campaign Spending Commission ("Commission") requests a \$700,000 increase to its current budget ceiling of \$343,732. Although the Commission has not gone over the current budget ceiling in the past, the Commission needs to have the ability to timely provide enough public funding to meet the State Constitutional mandate to distribute public funding to all eligible candidates (see Article II, Section 5, under the State of Hawaii Constitution). Public funding distributions are unpredictable and time sensitive. It is unknown who will qualify for public funding and HRS §11-431 requires public funds be distributed to qualifying candidates within twenty days from the date the candidate's application is approved by the Commission. Thus, the Commission must allocate maximum amounts to be able to provide funding to all qualified candidates in a timely manner.</p> <p>Program expects increased number of candidates in the 2022 election (FY22 - FY23) due to reapportionment and the gubernatorial race. In the event that the need for public funding exceeds the budget ceiling, while there is sufficient amount of money in the HECF, rejecting requests for public funds to qualified candidates due to the ceiling restriction could result in legal actions against the State. This increase will not require additional general fund appropriations.</p>	T						\$ 700,000
AGS231	FA	FE	1	1	Add Funds for Energy Savings Performance Contracts	<p>The electricity account, in addition to paying for the programs electricity expense, also pays for the two energy performance contracts through cost savings gleaned from the contracts. The contracts were structured to use the funds from the electricity savings to pay the lease payments; the lease was used to fund the construction that resulted in energy savings.</p> <p>The lease payment amounts were scheduled to increase because, although the same amount of electricity was expected to be saved annually, the cost of electricity was expected to rise overtime. From FY 14 to FY23, the NORESKO lease payments have risen from \$494,880 to \$1,820,000; and from FY 15 to FY 23, the Ameresco lease payments have risen from \$683,696 to \$1,350,508; for a total increase, over the last 10 years of \$1,991,932. The program has not previously received a budget increase to cover the increased cost of electricity over time.</p>	A						\$ 1,991,932

Department of Accounting and General Services
Proposed Budget Additions

Table 6

Prog ID	Sub-Org	Addition Type	Prog ID Priority	Dept-Wide Priority	Description of Addition	Justification	MOF	FY22			FY23			
								Pos (P)	Pos (T)	\$\$\$	Pos (P)	Pos (T)	\$\$\$	
AGS901	AA	OR	1		Add Funds for Security Guard Services at the State Capitol	<p>This request is to provide trained security personnel at selected building access points into the State Capitol.</p> <p>The Department has been working with the Department of Public Safety over the past few years to strengthen security monitoring at the State Capitol. The first project was to upgrade and update the existing security camera system at the Capitol. Additional cameras were also installed to increase PSD's ability to conduct more "virtual" monitoring at the facility. Trained security personnel at selected building access points into the Capitol is now needed to provide enhanced security and access monitoring at the State Capitol. Because of the openness of the Capitol's entry points and compliance with the State's COVID-19 protocols, visitor screening is needed to verify ID and vaccination status or a negative COVID-19 test. Trained security personnel to integrate with the Capitol's security system is required Monday – Friday up to a 12-hour shift. Enhancing security protection levels will also ensure employee and public safety.</p>	A							\$ 725,625

<u>Fiscal Year</u>	<u>Prog ID</u>	<u>Sub-Org</u>	<u>MOF</u>	<u>Budgeted by Dept</u>	<u>Restriction</u>	<u>Difference Between Budgeted & Restricted</u>	<u>Percent Difference</u>	<u>Impact</u>
FY20								
2020	AGS-101	CA	A	\$ 1,074,813	\$ 107,482	\$ 967,331	90.0%	Restrictions met through vacancy savings.
2020	AGS-102	CB	A	\$ 1,410,803	\$ 141,080	\$ 1,269,723	90.0%	Restrictions met through vacancy savings.
2020	AGS-103	CC	A	\$ 992,680	\$ 99,268	\$ 893,412	90.0%	Able to meet restrictions through vacancy savings.
2020	AGS-104	BA	A	\$ 928,635	\$ 92,864	\$ 835,771	90.0%	Delay in completing required statutory audits.
2020	AGS-105	RA	A	\$ 769,837	\$ 64,984	\$ 704,853	91.6%	The FY 2020 8.4% restriction essentially eliminated the funding to bring OIP's salaries to parity with comparable positions.
2020	AGS-111	DA	A	\$ 1,086,463	\$ 108,646	\$ 977,817	90.0%	Due to low ratio of operating expense-to-personnel expenses, the restriction necessitating leaving a vacant position open and reducing equipment/supplies orders in order to cover sunk/vital operational costs (e.g. covering contracts, fire inspections, etc and not replacing failing computer equipment and purchasing needed archival supplies needed in execution of our core functions).
2020	AGS-130	EG	A	\$ 20,614,698	\$ 300,000	\$ 20,314,698	98.5%	Request for restriction release was granted. No impact to program operations.
2020	AGS-131	EA	A	\$ 746,311	\$ 86,872	\$ 659,439	88.4%	The overall negative impacts to a variety of critical operational computer and network systems that jeopardize or halt statewide government and departmental operations, and services to the public is affected. 1. Reduce or eliminate maintenance, vendor technical support and repair services for: cybersecurity systems; microwave radio systems, video conference center equipment, IBM equipment, UPSs, web services; 2. Reduce or eliminate software licenses for: Xerox Printers; 3. Reduce or eliminate projects for: microwave and radio projects; 4. Reduce or eliminate technical training for staff to support critical operational equipment and computer and networking systems; and 5. Vacancy saving and delay in hiring.
2020	AGS-131	EC	A	\$ 2,961,116	\$ 85,393	\$ 2,875,723	97.1%	
2020	AGS-131	ED	A	\$ 1,216,079	\$ 137,338	\$ 1,078,741	88.7%	
2020	AGS-131	EE	A	\$ 2,080,507	\$ 10,280	\$ 2,070,227	99.5%	
2020	AGS-131	EF	A	\$ 4,782,306	\$ 297,695	\$ 4,484,611	93.8%	
2020	AGS-211	HA	A	\$ 769,420	\$ 45,942	\$ 723,478	94.0%	No impact due to vacancy savings and excess personal services account funds.
2020	AGS-221	IA	A	\$ 11,332,109	\$ 1,433,210	\$ 9,898,899	87.4%	Impacts included reduction in value of Capitol Building improvements undertaken with operating funds; other impacts absorbed through vacancies and delays in hiring.
2020	AGS-223	IB	A	\$ 10,141,167	\$ 1,540,156	\$ 8,601,011	84.8%	No impact due to the payoff of the COP for No. 1 Capitol.
2020	AGS-231	FA	A	\$ 16,618,246	\$ 1,360,020	\$ 15,258,226	91.8%	Delayed payment for about \$900,000 of utility bills for the next FY. (Equivalent to approximately 1.5 months of electricity bills).
2020	AGS-231	FB	A	\$ 1,228,111	\$ 122,812	\$ 1,105,299	90.0%	This restriction amount impacted our capability to pay our utility bills throughout the fiscal year along with buying of necessary custodial supplies (i.e. toilet paper, hand towels, etc.). This program is obligated to make mandatory payments to the energy savings project. Deferring the last quarters utility expenses to the first quarter of FY21 was not an option.
2020	AGS-231	FC	A	\$ 1,091,772	\$ 109,178	\$ 982,594	90.0%	Reduced services provided by private contractors and reduced supply purchases.
2020	AGS-231	FD	A	\$ 950,969	\$ 95,096	\$ 855,873	90.0%	Vacancy savings due to retirements, internal movement and difficulty in filling temporary position covered majority of restriction; deferred maintenance on air conditioning; deferral of stripping and waxing in DAGS-managed buildings (work needs to be done on overtime).
2020	AGS-231	FW	A	\$ 252,170	\$ 25,216	\$ 226,954	90.0%	Delayed/decreased supply purchases.
2020	AGS-232	FE	A	\$ 2,018,961	\$ 201,896	\$ 1,817,065	90.0%	About \$100,000 of vacancy savings allowed tree trimming contracts to continue. Cancelled grounds improvement projects.
2020	AGS-232	FF	A	\$ 123,785	\$ 12,378	\$ 111,407	90.0%	This restriction amount impacts capability to purchase supplies to take care of our landscape along with the necessary tree trimmings.
2020	AGS-232	FG	A	\$ 214,291	\$ 21,430	\$ 192,861	90.0%	Routine tree trimming will be reduced or eliminated.
2020	AGS-232	FH	A	\$ 3,549	\$ 354	\$ 3,195	90.0%	Purchase less supplies.
2020	AGS-233	FK	A	\$ 2,947,752	\$ 294,774	\$ 2,652,978	90.0%	Cancelled preventative maintenance projects for DAGS facilities on Oahu.
2020	AGS-233	FL	A	\$ 190,573	\$ 19,058	\$ 171,515	90.0%	With this restriction it impacted our capabilities of purchasing materials to do repair work for public buildings. Deferring work due to funding which causes larger CIP projects.
2020	AGS-233	FM	A	\$ 114,837	\$ 11,484	\$ 103,353	90.0%	Reduced amount of materials for work orders.
2020	AGS-233	FN	A	\$ 112,123	\$ 11,212	\$ 100,911	90.0%	Deferral of repair and maintenance work at DAGS-managed buildings and public libraries due to reduced available funding for materials and supplies.

<u>Fiscal Year</u>	<u>Prog ID</u>	<u>Sub-Org</u>	<u>MOF</u>	<u>Budgeted by Dept</u>	<u>Restriction</u>	<u>Difference Between Budgeted & Restricted</u>	<u>Percent Difference</u>	<u>Impact</u>
2020	AGS-240	JA	A	\$ 1,699,101	\$ 169,910	\$ 1,529,191	90.0%	In accordance with the EM20-02 hiring freeze, SPO staff who were already stretched thin with their current daily tasks, took on additional duties that belonged to vacant positions such as the position of the Management Analyst and eProcurement Supervisor. The loss of the Management Analyst position has created a hardship with at least three other staff members struggling to understand what is required and respond in a timely manner and essentially taking away valuable time from their primary responsibilities. Without an eProcurement supervisor the section struggled along but still maintained vital systems. With the loss of these vital positions and without sufficient resources, SPO's customers, stakeholders, and program goals and objectives were impacted, as purchasing specialists focused their attention towards buying PPEs for the Departments of Health, DOD/HIEMA during the COVID-19 public health crisis.
2020	AGS-807	FP	A	\$ 2,501,162	\$ 250,116	\$ 2,251,046	90.0%	This restriction impacted our capability to purchase materials to do repair work for the DOE Schools and facilities. Some of the work was deferred to a later time when funding was made available which in turn made some repairs extensive. Additional funding was provided by DOE for emergency and urgent work.
2020	AGS-807	FQ	A	\$ 1,843,181	\$ 184,318	\$ 1,658,863	90.0%	Some of the restrictions was absorbed via vacancy savings. The cost for pressing repairs that required materials or was contracted out were passed on to the DOE either directly or via the use of the U fund.
2020	AGS-807	FR	A	\$ 1,371,400	\$ 86,428	\$ 1,284,972	93.7%	Vacancy savings due to internal movement and difficulty in recruitment covered the restriction.
2020	AGS-818	KA	A	\$ 48,912	\$ 1,080	\$ 47,832	97.8%	Program was able to absorb.
2020	AGS-881	LA	A	\$ 956,442	\$ 95,644	\$ 860,798	90.0%	The 10% restriction reduced funding by \$95,644 in total operations from the General Fund; this reduction was applied to Biennium Grants, Arts Education and Administrative Support areas. The restriction placed on the Biennium Grants, Arts Education, and Folk and Traditional Arts programs impacted our ability to reach neighbor islands and service to underserved communities within the state. Grants in Aid Budget of \$465,000 was not affected by this restriction.
2020	AGS-901	AA	A	\$ 1,493,024	\$ 196,834	\$ 1,296,190	86.8%	---
2020	AGS-901	AB	A	\$ 790,227	\$ 79,022	\$ 711,205	90.0%	Able to meet due to vacancy savings.
2020	AGS-901	AC	A	\$ 610,951	\$ 61,096	\$ 549,855	90.0%	Able to meet due to vacancy savings.
2020	AGS-901	AE	A	\$ 598,683	\$ 59,868	\$ 538,815	90.0%	Purchased less supplies and equipment.
FY21								
2021	AGS-101	CA	A	\$ 670,497	\$ 67,050	\$ 603,447	90.0%	Restriction were met by lowering Other Current Expenses primarily through decreased Datamart contractor usage. Enhancements or fixes to Datamart were deferred or not performed.
2021	AGS-102	CB	A	\$ 1,235,075	\$ 123,508	\$ 1,111,567	90.0%	<p>The program's turnaround time to certify contracts was increased from two to seven working days. Delays in contract certification affected departments' and agencies' ability to have contractors build/repair/provide services for the State's infrastructure and the State's citizens.</p> <p>The program's turnaround to process Summary Warrant Vouchers increased from two to five working days; checks were delayed in printing and mailing to the payee.</p> <p>The loss of overtime delayed fiscal year closing and affected the timely issuance of the State's Form W-2. Delay in fiscal year closing affected CAFR issuance and negatively impact the State's ability to sell bonds. Late issuance of the State's Form W-2 nearly resulted in IRS and State penalties for late filing since the calendar year closing of the payroll records required substantial overtime by the Central Payroll staff.</p> <p>The reduction of current expenses such as maintenance of mailing equipment affected the timely mailing of contractors', vendors', and third party payees' checks since the vendor was not be on call to repair the inserter and other mailing equipment.</p> <p>The loss of experience due to staff turnovers (retirements) and the ability to recruit replacement staff required the program's supervisors to take on additional responsibilities to train departmental staff. Also, the lack of knowledge required more detailed auditing to be performed which then results in additional overtime costs.</p>

<u>Fiscal Year</u>	<u>Prog ID</u>	<u>Sub-Org</u>	<u>MOF</u>	<u>Budgeted by Dept</u>	<u>Restriction</u>	<u>Difference Between Budgeted & Restricted</u>	<u>Percent Difference</u>	<u>Impact</u>
2021	AGS-103	CC	A	\$ 949,672	\$ 94,968	\$ 854,704	90.0%	<p>The program's turnaround time to review and record Journal Vouchers and Allotment documents increased from three to seven working days. Delays in recording transactions affected departments' and agencies' ability to prepare timely, meaningful and accurate reports.</p> <p>The program's turnaround time to close the monthly accounting records increased from one to two months; estimated time to complete the CAFR was delayed from six to nine months after close.</p> <p>The loss of overtime delayed fiscal year closing and affected the timely issuance of the State CAFR and SEFA. Delay in fiscal year closing affected CAFR issuance and the receipt of the Certificate of Achievement for Excellence in Financial Reporting and negatively impacted the State's ability to sell bonds.</p> <p>The loss of experience due to staff turnovers (retirements and resignations) and the ability to recruit replacement staff required the program's supervisors to take on additional responsibilities. Also, the lack of knowledge required additional time to complete certain duties due to the complex nature of the transactions, which then results in additional overtime costs.</p>
2021	AGS-104	BA	A	\$ 723,199	\$ 72,320	\$ 650,879	90.0%	Significant delay occurred in completing required statutory audits to not completing the required audits.
2021	AGS-105	RA	A	\$ 769,837	\$ 76,984	\$ 692,853	90.0%	A FY 2021 10% restriction did not allow pay raises to bring OIP's salaries to parity with comparable government positions, although OIP would still be subject to the additional pay cuts resulting from furloughs if implemented. Without salary parity, OIP would still have funding and positions in FY 2021 to replace three currently vacant and critical positions. Two vacant attorney positions must be filled as soon as possible so that new hires can be trained, especially because it usually takes several years to train and OIP anticipates the retirement next year of one of the three remaining staff attorneys. The third critical, vacant position is for the Administrative Assistant position, which assists the attorneys and provides backup support for OIP's Secretary and the part-time Records Report Management Specialist when they are on sick, vacation, or personal leave.
2021	AGS-111	DA	A	\$ 1,026,847	\$ 102,684	\$ 924,163	90.0%	Due to low ratio of operating expense-to-personnel expenses and the removal of funding for the one position we had left vacant to cover restrictions, we had to pull money from the security officer (providing security over irreplaceable records used in the public research room) as well as continuing to reducing equipment/supplies orders in order to cover sunk/vital operational costs (e.g. covering contracts, fire inspections, etc and not replacing failing computer equipment and purchasing needed archival supplies needed in execution of our core functions).
2021	AGS-130	EG	A	\$ 20,561,956	\$ 2,056,196	\$ 18,505,760	90.0%	Two areas were heavily impacted: Network and Cyber security. The network budget was used to pay for operating and improving the State network infrastructure that support the Executive, Legislative, and Judicial branches, 20 Executive departments, and all of the State's users. The 10% restriction had limited the teams ability to replace aging gear, expand to support new locations departments are moving in to, increase the bandwidth capacity, and pay for much needed resources needed to keep the network functioning smoothly. Majority of the Network budget was used to pay for in use services such as circuit costs, data center space, maintenance, and engineering services. The 10% budget impacted the network team's ability to provide service to State users and members of the public accessing resources. The cybersecurity budget was used to provide safeguards against cyber security threats to the state enterprise infrastructure. A 10% restriction limited the team's ability to respond to evolving threats to the state. Two services that needed to be terminated were Network Detection Tools which impacted the team's ability to detect and respond to possible cybersecurity incidents. Threat actors have improved their ability to hide in seemingly normal traffic. These tools were needed to identify threats within the large volume of network traffic on our state infrastructure and Privileged Access Management which impacted the ability to more safely manage and monitor privileged accounts. Additionally, it provided accountability and integrity for actions performed by IT staff. Misuse of these accounts and access can go undetected and have been widely targeted in ransomware scenarios. By eliminating these services the State would be more vulnerable to outside threats. Another area of concern was the ESRI GIS Software and maintenance which provides the ability to make current, authoritative geospatial data available to State agencies, our partners in other jurisdictions, and the public. With the current budget reductions and restrictions this service was heavily impacted. In summary, service levels were reduced and we had significant additional risk inherent in funding at lower levels that nearly lead to catastrophic failure of operations.

Fiscal Year	Prog ID	Sub-Org	MOF	Budgeted by Dept	Restriction	Difference Between Budgeted & Restricted	Percent Difference	Impact
2021	AGS-131	EA	A	\$ 505,880	\$ 572,234	\$ (66,354)	-13.1%	The restriction negatively impacted a variety of critical operational computer and network systems that jeopardize or halt statewide government and departmental operations, and services to the public. The program was in the process of replacing critical equipment that supports Unemployment Insurance, Disability Compensation, Child Support, Hawaii Criminal Justice Data Center, Welfare, and other systems critical to the welfare of Hawaii residents. The 10% restriction had made it extremely challenging to seamlessly upgrade and migrate to new systems. Funds were not available to cover overlapping costs to manage the old system while concurrently implementing and testing the new system. And, both procurement and contractual complications had prevented the use of less costly procurement options. Cost cutting in other areas to fund these projects affected other efficiencies such as support services to manage system upgrades or potential outages. (anything else). In addition, another significantly affected area included the maintenance of the State's 24 radio facilities. These towers needed regular maintenance and repair to constantly battle the corrosive effects of Hawaii's environment. Neglecting major repairs and maintenance had catastrophic consequences should a natural disaster occur. Moreover, ETS had been unable to fill numerous key vacancies due to (during the pandemic) positions being frozen or (prior to the pandemic) being unable to offer competitive salaries. This has caused difficulties in maintaining critical systems such as Unemployment Insurance, Child Support, Cloud Services Engineering, and networking. The solution had been to obtain the critically required support through professional services contracts. In summary, service levels were reduced and we had significant additional risk inherent in funding at lower levels that nearly lead to catastrophic failure of operations.
2021	AGS-131	EB	A	\$ 2,894,012	\$ 348,884	\$ 2,545,128	87.9%	
2021	AGS-131	EF	A	\$ 4,232,154	\$ 348,884	\$ 3,883,270	91.8%	
2021	AGS-211	HA	A	\$ 737,980	\$ 73,798	\$ 664,182	90.0%	A 10% restriction resulted in a reduction of 2 FTE and negatively affected the program's ability to provide quality land surveying services in a timely manner.
2021	AGS-221	IA	A	\$ 6,167,665	\$ 616,766	\$ 5,550,899	90.0%	Impacts were absorbed through vacancies and delays in hiring.
2021	AGS-223	IB	A	\$ 10,141,167	\$ 540,156	\$ 9,601,011	94.7%	With COVID continuing into 2021, higher operating costs were anticipated. With COVID, there were additional unbudgeted building operating costs for increased labor and supplies needed to disinfect the interior and common areas of the buildings, which were charged to the building tenants.
2021	AGS-231	FA	A	\$ 16,385,949	\$ 1,331,846	\$ 15,054,103	91.9%	Projected a \$1,500,000 shortfall if restrictions remain; sought restriction release.
2021	AGS-231	FB	A	\$ 1,215,664	\$ 121,566	\$ 1,094,098	90.0%	This restriction impacted our capability to pay some of our current utility expenses i.e.(water & electricity) along with the ordering of needed custodial supplies such as toilet paper, hand towels, & cleaning supplies. Modification of contracts and reductions to air conditioning hours occurred to get more savings, which affected the buildings employees and clients.
2021	AGS-231	FC	A	\$ 1,096,685	\$ 109,668	\$ 987,017	90.0%	Reduced services provided by private contractors and also reduced supply purchases.
2021	AGS-231	FD	A	\$ 955,147	\$ 95,514	\$ 859,633	90.0%	Deferred all stripping and waxing in DAGS-managed buildings (work needs to be done on overtime); deferred exterior building maintenance (e.g., upper story window washing, power washing of walls, walkways, etc.); deferred any major air conditioning and elevator repairs; limited restocking of various janitorial supplies (i.e., toilet paper, hand towels, soap, etc.).
2021	AGS-231	FW	A	\$ 252,170	\$ 25,218	\$ 226,952	90.0%	Delayed/decreased supply purchases.
2021	AGS-232	FE	A	\$ 1,427,706	\$ 142,770	\$ 1,284,936	90.0%	Deferred funding tree trimming contracts.
2021	AGS-232	FF	A	\$ 125,432	\$ 12,544	\$ 112,888	90.0%	This current restriction affected our capabilities of purchasing the necessary supplies to a minimal and equipment repairs to be done in-house as much as possible. COVID took away our planned tree trimming funding for all of our managed properties which has become a safety concern.
2021	AGS-232	FG	A	\$ 217,586	\$ 21,758	\$ 195,828	90.0%	Routine tree trimming was reduced or eliminated.
2021	AGS-232	FH	A	\$ 3,549	\$ 356	\$ 3,193	90.0%	Purchased less supplies.
2021	AGS-233	FK	A	\$ 2,817,576	\$ 281,758	\$ 2,535,818	90.0%	Canceled preventative maintenance projects for DAGS facilities on Oahu.
2021	AGS-233	FL	A	\$ 192,796	\$ 19,280	\$ 173,516	90.0%	This restriction affected our capability to purchase the necessary materials needed to perform necessary repairs and work was deferred, which may lead to larger CIP projects. As needed, other agencies (DOH, Libraries, etc.) were asked to purchase materials or help fund repairs.
2021	AGS-233	FM	A	\$ 115,949	\$ 11,594	\$ 104,355	90.0%	Reduced the amount of supply purchases and/or reduced and/or eliminated out-sourced work.
2021	AGS-233	FN	A	\$ 113,235	\$ 11,324	\$ 101,911	90.0%	Deferred repair and maintenance work at DAGS-managed buildings and public libraries due to reduced availability of funding for materials and supplies.

<u>Fiscal Year</u>	<u>Prog ID</u>	<u>Sub-Org</u>	<u>MOF</u>	<u>Budgeted by Dept</u>	<u>Restriction</u>	<u>Difference Between Budgeted & Restricted</u>	<u>Percent Difference</u>	<u>Impact</u>
2021	AGS-240	JA	A	\$ 1,474,989	\$ 147,498	\$ 1,327,491	90.0%	In accordance with the EM 20-08 Budget Executions dates September 14, 2020, Attachment A, Section 15.b, hiring freeze, SPO was unable to fill three vacant positions that were de-funded and also removed. The SPO direly needed these positions. The loss of the Management Analyst position had created a hardship with at least three other staff members struggling to understand what was required and responded in a timely manner and essentially took away valuable time from their primary responsibilities. The Management Analyst is key to SPO as the single point of contact for understanding and tracking the agency's budget, resolving and documenting personnel (PAS, training, etc.) and other related issues, accessing fiscal systems, responding to ASO inquiries, and tracking legislation. Without this position, SPO continued to be besieged with problems. As SPO embarked on a new eMarketplace and eProcurement system, it is critical to have a supervisor dedicated to overseeing this very complex solicitation and implementation process. The eMarketplace alone requires uploads of hundreds of previously contracted commodities which will be available to all government agencies. Both the eMarketplace and eProcurement system will take hundreds of hours of detailed implementation strategies, architecture and design of the systems, piloting, testing, authenticating, training, contract management and communication. An eProcurement supervisor is crucial for the success of this program and brings tremendous benefits to the state. The loss of the position made it more challenging and difficult to implement a program of the highest standards. SPO could not train employees by allowing them to attend conferences to further their skillset. With the loss of these vital positions and without sufficient resources, SPO's customers, stakeholders, and program goals and objectives were adversely impacted, especially during the ongoing COVID-19 public health crisis. Additional overtime (OT) was necessary to combat the COVID-19 pandemic due to another rampant and unexpected outbreak and HIEMA did not have the funds to pay this, SPO was not be able to perform OT as the budget was as tight as possible. This led to not being able to purchase life-saving devices, PPE, and testing kits. The highest standards for efficient and competitive procurement and cost-savings was nearly jeopardized.
2021	AGS-807	FP	A	\$ 2,277,221	\$ 227,722	\$ 2,049,499	90.0%	This restriction impacted our ability to purchase materials to do repair work for the DOE Schools and facilities. Some of the work was deferred to a later time when funding is made available. Additional funding was requested to be provided by DOE for emergency and urgent work.
2021	AGS-807	FQ	A	\$ 1,797,978	\$ 179,798	\$ 1,618,180	90.0%	Restriction was absorbed by vacancy savings, reduction or elimination of vehicle purchase or DOE was asked to help with the purchasing of materials, supplies and/or contracted out work.
2021	AGS-807	FR	A	\$ 1,270,628	\$ 46,662	\$ 1,223,966	96.3%	Vacancy savings due to freeze in hiring that covered the restriction.
2021	AGS-818	KA	A	\$ 48,912	\$ 4,890	\$ 44,022	90.0%	Funds were available from within the department to cover the restriction as the budget was for the salary, a staff of one, so there was little room for adjustment for a 10% restriction.
2021	AGS-871	NA	A	\$ 553,452	\$ 55,344	\$ 498,108	90.0%	This program is responsible for regulating campaign finance violations through the administration and enforcement of the campaign finance laws and rules. Restriction release request was made to avoid limiting the program's ability to contract for investigative services to investigate campaign finance law violations and to retain hearings officers for contested case hearings to ensure efficient proceeding and handling of contested matters.
2021	AGS-879	OA	A	\$ 3,522,739	\$ 352,274	\$ 3,170,465	90.0%	Impacted personnel budget as Hawaii transitioned to elections by mail. This reduced positions including volunteers and temporary staff who supported precinct operations.
2021	AGS-881	LA	A	\$ 956,442	\$ 95,644	\$ 860,798	90.0%	The 10% restriction reduced funding by \$95,644 in total operations from the General Fund; this reduction was applied to Biennium Grants and Administrative Support areas. The programs that have been impacted the most by this restriction included Biennium Grants, Arts Education, and Folk and Traditional Arts programs, where our ability to reach neighbor islands and service underserved communities within the state had been limited.

<u>Fiscal Year</u>	<u>Prog ID</u>	<u>Sub-Org</u>	<u>MOF</u>	<u>Budgeted by Dept</u>	<u>Restriction</u>	<u>Difference Between Budgeted & Restricted</u>	<u>Percent Difference</u>	<u>Impact</u>
FY22								
2022	AGS-101	CA	A	\$ 1,034,301	\$ 72,401	\$ 961,900	93.0%	Restriction will be met by lowering Other Current Expenses primarily through decreased Datamart contractor usage. Enhancements or fixes to Datamart will need to be deferred or not performed.
2022	AGS-102	CB	A	\$ 1,439,582	\$ 100,771	\$ 1,338,811	93.0%	<p>The program's turnaround time to certify contracts will be increased from two to seven working days. Delays in contract certification will also affect departments' and agencies' ability to have contractors build/repair/provide services for the State's infrastructure and the State's citizens.</p> <p>The program's turnaround to process Summary Warrant Vouchers will increase from two to five working days; checks will be delayed in printing and mailing to the payee.</p> <p>The loss of overtime could delay fiscal year-end closing and affect the timely issuance of the State's Form W-2. Delay in fiscal year-end closing could affect ACFR issuance and negatively impact the State's ability to sell bonds. Late issuance of the State's Form W-2 could result in IRS and State penalties for late filing since the calendar year closing of the payroll records requires substantial overtime by the Central Payroll staff.</p> <p>The reduction of current expenses such as the maintenance of mailing equipment will affect the timely mailing of contractors', vendors', and third party payees' checks since the vendor will not be on call to repair the inserter and other mailing equipment.</p> <p>The loss of experience due to staff turnovers (retirements) and the ability to recruit replacement staff have required the program's supervisors to take on additional responsibilities to train departmental staff. Also, the lack of knowledge has required more detailed auditing to be performed which then results in additional overtime costs.</p>
2022	AGS-103	CC	A	\$ 1,047,547	\$ 73,328	\$ 974,219	93.0%	<p>The program's turnaround time to review and record Journal Vouchers and Allotment documents will be increased from three to seven working days. Delays in recording transactions will also affect departments' and agencies' ability to prepare timely, meaningful and accurate reports.</p> <p>The program's turnaround time to close the monthly accounting records will increase from one to two months; estimated time to complete the ACFR from six to nine months after close.</p> <p>The loss of overtime could delay fiscal year-end closing and affect the timely issuance of the State ACFR and SEFA. Delay in fiscal year-end closing could affect ACFR issuance and the receipt of the Certificate of Achievement for Excellence in Financial Reporting and negatively impact the State's ability to sell bonds.</p> <p>The loss of experience due to staff turnovers (retirements and resignations) and the ability to recruit replacement staff have required the program's supervisors to take on additional responsibilities. Also, the lack of knowledge has required additional time to complete certain duties due to the complex nature of the transactions, which then results in additional overtime costs.</p>
2022	AGS-104	BA	A	\$ 763,311	\$ 53,432	\$ 709,879	93.0%	Significant delay in completing required statutory audits to not completing the required audits.
2022	AGS-105	RA	A	\$ 809,377	\$ 56,656	\$ 752,721	93.0%	Although the three critical positions vacant in FY 21 have been filled, another staff attorney retired in FY 22 and OIP is still awaiting approval to hire. Because of the long delay in receiving approval to fill the vacant staff attorney position, the restriction has no adverse impact on OIP's funding for FY 22 due to vacancy savings. The current staff attorney vacancy, however, does adversely impact OIP's productivity; e.g., OIP's formal case backlog has increased 24% since the start of FY 22.
2022	AGS-111	DA	A	\$ 1,074,231	\$ 75,196	\$ 999,035	93.0%	Negatively impacts ability of the program to procure needed archival supplies necessary for the Archives to execute its mandate to preserve and make records accessible to the public; to conduct shredding of expire records that are eligible for destruction leading to increased legal exposure and staff house to retrieve; to process the backlog of historic records in order to confirm confidential restricted materials are sequestered and open items are properly arranged and described for accessibility.
2022	AGS-211	HA	A	\$ 785,276	\$ 54,969	\$ 730,307	93.0%	Unless restriction is released, a 7% restriction will result in a reduction of 1 FTE and negatively affect the program's ability to provide quality land surveying services in a timely manner.

Fiscal Year	Prog ID	Sub-Org	MOF	Budgeted by Dept	Restriction	Difference Between Budgeted & Restricted	Percent Difference	Impact
2022	AGS-221	IA	A	\$ 6,167,665	\$ 431,737	\$ 5,735,928	93.0%	Impact to be absorbed through denial of overtime compensation for quarters 1 and 2, vacancies, and delays in hiring.
2022	AGS-223	IB	A	\$ 5,777,534	\$ 374,096	\$ 5,403,438	93.5%	Impact to be absorbed through reductions in the amount of leased space.
2022	AGS-231	FA	A	\$ 16,467,349	\$ 834,429	\$ 15,632,920	94.9%	Projecting a shortfall if restrictions remain. Program will seek restriction release if needed.
2022	AGS-231	FB	A	\$ 1,242,316	\$ 86,962	\$ 1,155,354	93.0%	This current restriction will affect our capability to pay our utility expenses (i.e water & electric) along with limiting the orders for needed janitorial supplies (i.e. toilet paper, handtowels and cleaning supplies). Deferral of stripping & waxing of interior floors in the state buildings as those tasks can only be done after hours and would require overtime pay.
2022	AGS-231	FC	A	\$ 1,100,756	\$ 77,053	\$ 1,023,703	93.0%	Deferral of services provided by private contractors and may also need to reduce supply purchases.
2022	AGS-231	FD	A	\$ 957,595	\$ 52,032	\$ 905,563	94.6%	Deferral of stripping and waxing in DAGS-managed buildings (work needs to be done on overtime); deferral of exterior building maintenance (e.g., upper story window washing, power washing of walls, walkways, etc.); deferral of major air conditioning and elevator repairs; may limit restocking of various janitorial supplies (i.e., toilet paper, hand towels, soap, etc.).
2022	AGS-231	FW	A	\$ 258,266	\$ 18,078	\$ 240,188	93.0%	Will delay/decrease supply purchases.
2022	AGS-232	FE	A	\$ 1,568,150	\$ 209,771	\$ 1,358,379	86.6%	Possibility of not being able to fund tree trimming contracts.
2022	AGS-232	FF	A	\$ 151,632	\$ 10,614	\$ 141,018	93.0%	The current restriction affects the purchasing of necessary supplies which will be kept to the bare minimum. Equipment repairs and maintenance will have to be done in-house as much as possible which would reduce actual time spent maintaining the grounds. Deferral of tree trimming contracts for all managed properties will result in increasing safety issues for the public and employees.
2022	AGS-232	FG	A	\$ 244,386	\$ 17,107	\$ 227,279	93.0%	Routine tree trimming will be reduced or eliminated.
2022	AGS-232	FH	A	\$ 28,549	\$ 16,998	\$ 11,551	40.5%	Reduce frequency of tree trimming, and purchase less supplies.
2022	AGS-233	FK	A	\$ 2,881,788	\$ 201,725	\$ 2,680,063	93.0%	Will cancel preventative maintenance projects for DAGS facilities on Oahu.
2022	AGS-233	FL	A	\$ 195,820	\$ 13,707	\$ 182,113	93.0%	This restricts the amount of needed repair materials to a minimal and will result in deferral of repairs which may lead to bigger and more expensive CIP projects down the road. This may also create a financial burden to other state agencies as costs of materials may be imposed on them. If they cannot make these purchases, repairs may be deferred and could compromise employee safety and well-being.
2022	AGS-233	FM	A	\$ 117,461	\$ 8,222	\$ 109,239	93.0%	Will reduce the amount of supply purchases or reduce and/or eliminate out-sourced work.
2022	AGS-233	FN	A	\$ 113,235	\$ 7,927	\$ 105,308	93.0%	Deferral of repair and maintenance work at DAGS-managed buildings and public libraries due to reduced available funding for materials and supplies.
2022	AGS-240	JA	A	\$ 1,433,810	\$ 100,366	\$ 1,333,444	93.0%	The restriction will negatively impact the program's ability to provide timely guidance on Chapters 103D and 103F, Hawaii Revised Statutes, and related Hawaii Administrative Rules, to all state and county jurisdictions. This guidance is critical to avoid the waste and abuse of taxpayer dollars. The SPO is a very small agency with resources spread thin to handle tasks of vacant positions.
2022	AGS-807	FP	A	\$ 2,359,929	\$ 165,195	\$ 2,194,734	93.0%	The restriction will impact the ability to purchase needed materials for work to be done on DOE Schools and facilities. For larger purchases and work contracted out, DOE will be asked to help fund these costs. Deferral of repairs could evolve into large projects and compromise the health and safety of staff and students.
2022	AGS-807	FQ	A	\$ 1,917,538	\$ 134,228	\$ 1,783,310	93.0%	Vacancy savings covers the majority of restriction, and DOE will be asked to help with the purchasing of materials, supplies and/or contracted out work.
2022	AGS-807	FR	A	\$ 1,247,578	\$ 87,330	\$ 1,160,248	93.0%	Vacancy savings expected to cover the restriction.
2022	AGS-871	NA	A	\$ 589,948	\$ 41,296	\$ 548,652	93.0%	This program is responsible for regulating campaign finance violations through the administration and enforcement of the campaign finance laws and rules. If the restriction is not released, it will limit the program's ability to contract for investigative services to investigate campaign finance law violations and to retain hearings officers for contested case hearings to ensure efficient proceeding and handling of contested matters. Program will seek restriction release as needed.
2022	AGS-879	OA	A	\$ 2,507,236	\$ 175,507	\$ 2,331,729	93.0%	Impacted personnel budget would impair our ability to hire seasonal staff who work in during the election year. Additionally, this restriction impacts our ability to support a counting center on the island of Hawaii to open and count ballots received by the Clerk's Office and to procure the necessary supplies for voter education and counting center operations which would be need to be paid in the first year of the biennium.

Department of Accounting and General Services
Restrictions

Table 7

<u>Fiscal Year</u>	<u>Prog ID</u>	<u>Sub-Org</u>	<u>MOF</u>	<u>Budgeted by Dept</u>	<u>Restriction</u>	<u>Difference Between Budgeted & Restricted</u>	<u>Percent Difference</u>	<u>Impact</u>
2022	AGS-881	LA	A	\$ 765,594	\$ 53,592	\$ 712,002	93.0%	FY 2022 reflects a Revised General Funds budget after a Statewide 20% program review reduction resulting in \$191,288 loss of general funds which was applied to Biennium Grants and Administrative Support areas. The programs that have been impacted the most by the additional 7% restriction include Biennium Grants, Arts Education, and Folk and Traditional Arts programs, where our ability to reach neighbor islands and service underserved communities within the state has been limited.
2022	AGS-881	KA	A	\$ 59,860	\$ 4,190	\$ 55,670	93.0%	The 7% restriction on KKCC will be applied to the Personnel budget. Program will absorb the reduction.
2022	AGS-901	AA	A	\$ 1,249,021	\$ 345	\$ 1,248,676	100.0%	--

Department of Accounting and General Services
 Emergency Appropriation Requests

Table 8

<u>Prog ID</u>	<u>Description of Request</u>	<u>Explanation of Request</u>	<u>MOF</u>	<u>Pos (P)</u>	<u>Pos (T)</u>	<u>\$\$\$</u>
	NONE					

Department of Accounting and General Services
Expenditures Exceeding Appropriation Ceilings in FY21 and FY22

Table 9

<u>Prog ID</u>	<u>MOF</u>	<u>Date</u>	<u>Appropriation</u>	<u>Amount Exceeding Appropriation</u>	<u>Percent Exceeded</u>	<u>Reason for Exceeding Ceiling</u>	<u>Legal Authority</u>	<u>Recurring (Y/N)</u>	<u>GF Impact (Y/N)</u>
		NONE							

Department of Accounting and General Services
 Intradepartmental Transfers in FY21 and FY22

Table 10

<u>Actual or Anticipated Date of Transfer</u>	<u>MOF</u>	<u>Pos (P)</u>	<u>Pos (T)</u>	<u>\$\$\$</u>	<u>From Prog ID</u>	<u>Percent of Program ID Appropriation Transferred From</u>	<u>To Prog ID</u>	<u>Percent of Receiving Program ID Appropriation</u>	<u>Reason for Transfer</u>	<u>Recurring (Y/N)</u>
11/15/2022	A	-	3.00	\$ -	AGS101/CA	0.0%	AGS901/AE	0.0%	<p>These positions will serve as the department's technical lead during the implementation of the new Financial Management System (FMS). These positions will play a critical and essential role in ensuring the existing legacy systems transition seamlessly to the new FMS that includes supporting configuration settings, maintaining system interfaces and providing technical support to the department.</p> <p>Note: A budget request is submitted to make this temporary transfer a permanent one and to convert the positions from temporary to permanent so as to reflect the permanent need for these positions in AGS901/AE.</p>	Y

Department of Accounting and General Services
Vacancy Report as of November 30, 2021

Table 11

Prog ID	Sub-Org	Date of Vacancy	Expected Fill Date	Position Number	Position Title	Exempt (Y/N)	SR Level	BU Code	Perm Temp (P/T)	FTE	MOF	Budgeted Amount	Actual Salary Last Paid	Authority to Hire (Y/N)	Occupied by 89 Day Hire (Y/N)	# of 89 Hire Appts	Describe if Filled by other Means	Priority # to Retain
AGS103	CC	08/16/21	03/01/22	120983	Accountant V	N	SR24	13	P	1.00	A	\$ 81,744	\$ 81,744	Y	N	---	---	1
AGS103	CC	08/02/21	03/01/22	10010	Accountant IV	N	SR22	13	P	1.00	A	\$ 64,620	\$ 64,620	Y	N	---	---	2
AGS103	CC	05/17/19	05/01/22	3554	Control Accounts Bookkeeper II	N	SR17	3	P	1.00	A	\$ 43,008	\$ 43,008	Y	N	---	---	3
AGS102	CB	08/01/20	03/01/22	3537	Accounting System Manager	N	EM05	35	P	1.00	A	\$ 105,144	\$ 98,904	Y	N	---	---	4
AGS102	CB	04/01/21	02/01/22	3553	Payroll/Vouchering Specialist	N	SR24	23	P	1.00	A	\$ 70,431	\$ 72,684	Y	N	---	---	5
AGS102	CB	09/16/21	04/01/22	12705	Pre-Audit Clerk II	N	SR13	3	P	1.00	A	\$ 39,540	\$ 39,540	Y	N	---	---	6
AGS102	CB	10/01/20	04/01/22	28819	Pre-Audit Clerk II	N	SR13	3	P	1.00	A	\$ 36,732	\$ 41,364	Y	N	---	---	7
AGS102	CB	07/08/21	03/01/22	9723	Office Assistant II	N	SR06	3	P	1.00	A	\$ 35,856	\$ 35,856	Y	N	---	---	8
AGS101	CA	N/A	03/01/22	122350	Accountant V	N	SR24	13	P	1.00	A	\$ 62,136	N/A	Y	N	---	---	9
AGS 131	EG	09/09/21	12/06/21	120426	Enterprise Program Manager	Y	SRNA	73	P	1.00	B	\$ 145,548	\$ 145,548	Y	N	---	---	10
AGS 131	EE	12/31/20	01/03/22	13702	Information Technology Band C	N	SR26	23	P	1.00	A	\$ 95,436	\$ 99,468	Y	N	---	---	11
AGS 131	EE	03/01/21	01/03/22	26817	Information Technology Band B	N	SR24	13	P	1.00	A	\$ 88,248	\$ 93,968	Y	N	---	---	12
AGS 131	EG	05/08/21	01/03/22	120429	Business Architect	Y	SRNA	73	P	1.00	B	\$ 107,136	\$ 107,136	Y	N	---	---	13
AGS 131	EG	04/30/21	01/03/22	120946	Sr. Technical Analyst	Y	SRNA	73	P	1.00	A	\$ 87,840	\$ 89,280	Y	N	---	---	14
AGS 131	EG	08/16/21	02/01/22	121434	ETS Contr & Proc Specialist	Y	SRNA	73	P	1.00	A	\$ 70,644	\$ 70,644	Y	N	---	---	15
AGS 131	EF	09/26/21	01/03/22	39816	Information Technology Band B	N	SR24	13	P	1.00	A	\$ 72,684	\$ 72,684	Y	Y	1	---	16
AGS 131	EA	11/01/19	03/01/22	37859	Deputy IT Service Oper. Officer	Y	SRNA	73	P	1.00	A	\$ 95,988	\$ 124,740	Y	N	---	---	17
AGS 131	EG	09/04/21	02/01/22	120422	Cyber Security Manager	Y	SRNA	93	P	1.00	B	\$ 119,868	\$ 119,868	Y	N	---	---	18
AGS 131	EG	10/01/21	02/01/22	120432	Web Architect II	Y	SRNA	73	P	1.00	B	\$ 107,388	\$ 107,388	Y	N	---	---	19
AGS 131	EG	10/15/21	02/01/22	121029	IT Storage Engineer	Y	SRNA	73	P	1.00	A	\$ 100,008	\$ 100,008	Y	N	---	---	20
AGS 131	EE	12/31/19	02/01/22	14293	Information Technology Band D	N	EM05	35	P	1.00	A	\$ 95,988	\$ 128,244	Y	N	---	---	21
AGS 131	ED	06/18/18	01/03/22	26816	Information Technology Band C	N	SR26	23	P	1.00	A	\$ 67,200	\$ 61,824	Y	N	---	---	22
AGS 131	EG	05/28/21	02/01/22	121439	ETS Human Resources Assistant	Y	SRNA	63	P	1.00	A	\$ 38,556	\$ 38,556	Y	N	---	---	23
AGS 131	EG	07/24/21	02/01/22	122203	Cyber Security Analyst	Y	SRNA	73	P	1.00	A	\$ 60,972	\$ 60,972	Y	N	---	---	24
AGS 131	EG	10/08/21	02/01/22	122509	Cyber Security Architect	Y	SRNA	73	P	1.00	A	\$ 96,936	\$ 96,936	Y	N	---	---	25
AGS 131	EG	04/02/19	02/01/22	122457	Payroll Program Manager	Y	SRNA	73	P	1.00	A	\$ 139,656	\$ 90,060	Y	N	---	---	26
AGS 131	ED	12/31/19	01/03/22	39549	Information Technology Band B	N	SR24	13	P	1.00	A	\$ 62,136	\$ 93,582	Y	N	---	---	27
AGS 131	ED	12/31/19	02/01/22	15123	Information Technology Band B	N	SR24	13	P	1.00	A	\$ 62,136	\$ 88,176	Y	N	---	---	28
AGS 131	EC	06/01/21	03/01/22	45590	Information Technology Band B	N	SR22	13	P	1.00	A	\$ 81,744	\$ 84,516	Y	N	---	---	29
AGS 131	EG	10/13/21	02/01/22	122201	Payroll Functional Manager	Y	SRNA	73	P	1.00	A	\$ 97,944	\$ 97,944	Y	N	---	---	30
AGS 131	EG	10/16/21	02/01/22	122020	IT Program Analyst	Y	SRNA	73	P	1.00	A	\$ 54,600	\$ 54,600	Y	N	---	---	31
AGS 131	EG	11/17/21	01/03/22	122998	Time & Attendance Analyst	Y	SRNA	73	P	1.00	A	\$ 79,584	\$ 79,584	Y	N	---	---	32
AGS 131	EG	04/17/21	12/01/21	120971	Business Analyst	Y	SRNA	73	P	1.00	A	\$ 72,300	\$ 73,956	Y	N	---	---	33
AGS 131	EG	02/27/21	02/01/22	8051	Business Data Analyst	Y	SRNA	73	P	1.00	A	\$ 50,004	\$ 26,816	Y	N	---	---	34
AGS 131	ED	03/31/20	01/03/22	13703	Information Technology Band B	N	SR24	13	P	1.00	A	\$ 62,136	\$ 74,088	Y	N	---	---	35
AGS 131	EC	12/31/20	04/01/22	27469	Computer Operator II	N	SR15	3	P	1.00	A	\$ 46,476	\$ 46,476	Y	N	---	---	36
AGS 131	EC	01/16/21	02/01/22	120510	Data Center Technician	Y	SRNA	63	P	1.00	A	\$ 41,388	\$ 41,388	Y	N	---	---	37
AGS 131	EG	02/06/21	02/01/22	121438	ETS Procurement Specialist	Y	SRNA	73	P	1.00	A	\$ 50,400	\$ 50,400	Y	N	---	---	38
AGS901	AA	10/01/21	02/01/22	21561	Engineering Prog Manager (Maui)	N	EM07	35	P	1.00	A	\$ 134,412	\$ 134,412	Y	N	---	---	39
AGS901	AA	01/01/20	01/01/22	21557	Secretary III (Hawaii)	N	SR16	63	P	1.00	A	\$ 43,008	\$ 48,348	Y	N	---	---	40
AGS901	AB	N/A	03/01/22	91001M	Accountant III	N	SR20	13	P	1.00	A	\$ 42,852	N/A	Y	N	---	---	41
AGS901	AB	N/A	02/01/22	124105	Management Analyst V	N	SR24	13	P	1.00	A	\$ 71,130	N/A	Y	Y	1	---	42
AGS901	AC	07/31/21	03/01/22	44852	Human Resources Assistant V	N	SR13	63	P	1.00	A	\$ 39,540	\$ 39,540	Y	Y	1	---	43
AGS901	AC	01/16/20	03/01/22	30852	Human Resources Specialist V	N	SR24	73	P	1.00	A	\$ 62,136	\$ 62,136	Y	Y	2	---	44
AGS901	AE	11/01/21	01/01/22	35341	Information Technology Band B	N	SR24	13	P	1.00	A	\$ 91,968	\$ 90,144	Y	N	---	TA eff. 12/7/2021	45
AGS221	IA	05/25/19	07/03/22*	21622	Office Assistant III	N	SR08	3	P	1.00	A	\$ -	\$ 29,208	N	N	---	---	46
AGS221	IA	01/01/21	01/17/22	43356	ENGINEER III	N	SR22	13	P	1.00	A	\$ 55,200	\$ 91,776	Y	Y	1	---	47
AGS221	IA	06/01/21	04/01/22	21621	BUILDING CONSTR INSP III	N	SR21	3	P	1.00	A	\$ 65,808	\$ 77,448	Y	N	---	---	48
AGS221	IA	07/16/21	03/01/22	43715	BUILDING CONSTR INSP II	N	SR19	3	P	1.00	A	\$ 63,288	\$ 59,604	Y	N	---	---	49
AGS221	IA	10/02/20	04/16/22	21559	OFFICE ASSISTANT IV	N	SR10	3	P	1.00	A	\$ 36,732	\$ 32,664	Y	N	---	---	50

Department of Accounting and General Services
Vacancy Report as of November 30, 2021

Table 11

Prog ID	Sub-Org	Date of Vacancy	Expected Fill Date	Position Number	Position Title	Exempt (Y/N)	SR Level	BU Code	Perm Temp (P/T)	FTE	MOF	Budgeted Amount	Actual Salary Last Paid	Authority to Hire (Y/N)	Occupied by 89 Day Hire (Y/N)	# of 89 Hire Appts	Describe if Filled by other Means	Priority # to Retain
AGS221	IA	12/01/20	04/01/22	12396	BUILDING CONSTR INSP III	N	SR21	3	P	1.00	A	\$ 52,296	\$ 66,192	Y	N	---	---	51
AGS221	IA	11/01/20	04/16/22	43716	BUILDING CONSTR INSP II	N	SR19	3	P	1.00	A	\$ 48,348	\$ 50,304	Y	N	---	---	52
AGS221	IA	09/27/21	01/17/22	43714	BUILDING CONSTR INSP II	N	SR19	3	P	1.00	A	\$ 52,296	\$ 52,296	Y	N	---	---	53
AGS221	IA	11/01/21	02/16/22	10610	ENGINEER V	N	SR26	13	P	1.00	A	\$ 93,948	\$ 78,948	Y	N	---	---	54
AGS221	IA	06/05/20	04/01/22	11370	OFFICE ASSISTANT III	N	SR08	3	P	1.00	A	\$ 33,120	\$ 30,240	Y	N	---	---	55
AGS221	IA	10/18/21	04/01/22	39229	OFFICE ASSISTANT III	N	SR08	3	P	1.00	A	\$ 33,120	\$ 39,720	Y	N	---	---	56
AGS221	IA	07/01/20	02/16/22	2517	BUILDING CONSTR INSP III	N	SR21	3	P	1.00	A	\$ 63,612	\$ 63,612	Y	N	---	---	57
AGS221	IA	01/01/21	01/03/22	36746	BUILDING CONSTR INSP II	N	SR19	3	P	1.00	A	\$ 66,192	\$ 66,192	Y	N	---	---	58
AGS221	IA	04/16/19	03/01/22*	21618	BUILDING CONSTR INSP II	N	SR19	3	P	1.00	A	\$ -	\$ 43,896	N	N	---	---	59
AGS221	IA	12/31/19	03/01/22*	21619	BUILDING CONSTR INSP III	N	SR21	3	P	1.00	A	\$ -	\$ 75,300	N	N	---	---	60
AGS221	IA	03/01/20	02/16/22*	17006	ENGINEER V	N	SR26	13	P	1.00	A	\$ -	\$ 97,488	N	N	---	---	61
AGS221	IA	01/23/20	02/16/22*	38710	ENGINEER V	N	SR26	13	P	1.00	A	\$ -	\$ 67,044	N	N	---	---	62
AGS221	IA	04/01/20	02/16/22*	21362	ENGINEER V	N	SR26	13	P	1.00	A	\$ -	\$ 95,436	N	N	---	---	63
AGS221	IA	12/31/19	02/16/22*	44873	ARCHITECT V	N	SR26	13	P	1.00	A	\$ -	\$ 95,436	N	N	---	---	64
AGS221	IA	08/16/16	02/16/22*	38713	ENGINEER V	N	SR26	13	P	1.00	A	\$ -	\$ 76,116	N	N	---	---	65
AGS221	IA	05/16/16	02/16/22*	36607	ARCHITECT V/ENGINEER V	N	SR26	13	P	1.00	A	\$ -	\$ 85,020	N	N	---	---	66
AGS221	IA	03/01/18	04/1/22*	10631	BUILDING CONSTR INSP III	N	SR21	3	P	1.00	A	\$ -	\$ 71,964	N	N	---	---	67
AGS221	IA	12/01/18	03/1/22*	12691	SECRETARY II	N	SR14	3	P	1.00	A	\$ -	\$ 48,588	N	N	---	---	68
AGS221	IA	12/31/19	02/16/22*	36328	ENGINEER V	N	SR26	13	P	1.00	A	\$ -	\$ 78,420	N	N	---	---	69
AGS221	IA	02/13/18	02/16/22*	17012	CONTRACTS ASSISTANT II	N	SR15	3	P	1.00	A	\$ -	\$ 49,764	N	N	---	---	70
AGS221	IA	06/01/03	02/01/22	102373	STUDENT INTERN I	N	SRNA	NA	T	1.00	A	\$ 31,221	\$ 31,224	N	N	---	---	71
AGS-111	DA	01/11/21	02/01/22	41403	Archivist III	N	SR20	13	P	1.00	A	\$ 48,948	\$ 51,024	Y	N	---	---	72
AGS223	IB	05/01/21	01/03/22	42617	Leasing Program Manager	N	EM07	35	P	1.00	A	\$ 118,908	\$ 118,908	Y	N	---	---	73
AGS223	IB	06/01/21	01/17/22	42616	Leasing Specialist	N	SR22	13	P	1.00	A	\$ 78,612	\$ 78,732	Y	N	---	---	74
AGS104	BA	07/01/19	10/1/2022*	17254	Auditor (Internal) VI	N	SR26	13	P	1.00	A	\$ -	\$ 95,436	N	N	---	---	75
AGS104	BA	05/01/20	07/1/2022*	122514	Constr Mgmt Supervising Auditor	Y	SRNA	13	T	1.00	A	\$ -	\$ 92,004	N	N	---	---	76
AGS233	FK	07/01/20	**	22339	Engineer VI	N	SR28	93	P	1.00	A	\$ 103,236	\$ 107,028	Y	N	---	TA; Engineer V	77
AGS233	FK	01/05/21	01/16/22	18923	Engineer V	N	SR26	13	P	1.00	A	\$ 69,732	\$ 88,728	Y	N	---	---	78
AGS233	FK	07/01/21	07/01/22	334	Building Maintenance Worker II	N	WS09	1	P	1.00	A	\$ 63,012	\$ 63,012	Y	N	---	TA; BMW I	79
AGS231	FA	10/06/20	01/01/22	7305	Procurement & Supply Specialist IV	N	SR22	13	P	1.00	A	\$ 50,916	\$ 52,956	Y	N	---	---	80
AGS231	FA	12/31/20	07/01/22	18979	Janitor III	N	WS02	1	P	1.00	A	\$ 46,152	\$ 46,152	Y	N	---	TA; Janitor II	81
AGS231	FA	08/07/21	07/01/22	31781	Janitor II	N	BC02	1	P	1.00	A	\$ 44,292	\$ 44,292	N	N	---	---	82
AGS231	FA	10/13/21	07/01/22	15292	Janitor II	N	BC02	1	P	1.00	A	\$ 44,292	\$ 44,292	N	N	---	---	83
AGS231	FA	11/01/21	12/01/21	18987	Janitor II	N	BC02	1	P	1.00	A	\$ 44,292	\$ 44,292	Y	N	---	---	84
AGS231	FA	11/16/21	07/01/22	2520	Janitor II	N	BC02	1	P	1.00	A	\$ 44,292	\$ 44,292	N	N	---	---	85
AGS231	FA	08/02/21	07/01/22	258	Janitor II	N	BC02	1	P	1.00	A	\$ 44,292	\$ 44,292	N	N	---	---	86
AGS232	FE	11/01/21	07/01/22	110527	Groundskeeper I	N	BC02	1	P	1.00	A	\$ 44,292	\$ 44,292	N	N	---	---	87
AGS807	FP	08/09/21	03/01/22	122167	Plumber I	N	BC10	1	P	1.00	U	\$ 61,632	\$ 60,900	Y	N	---	---	88
AGS807	FP	01/03/20	*	21161	Engineer V	N	SR26	13	P	1.00	A	\$ -	\$ 75,432	N	N	---	---	89
AGS807	FP	01/16/20	*	21139	Carpenter II	N	WS09	1	P	1.00	A	\$ -	\$ 61,044	N	N	---	TA	90
AGS807	FP	03/10/20	03/01/22	122164	Electrician I	N	BC10	1	P	1.00	U	\$ 60,168	\$ 59,700	Y	N	---	---	91
AGS232	FF	08/02/21	04/01/22	26729	Groundskeeper I	N	BC02	1	P	1.00	A	\$ 44,292	\$ 44,292	Y	N	---	---	92
AGS807	FQ	02/05/20	02/01/22	21389	Engineer V	N	SR26	23	P	1.00	A	\$ 67,044	\$ 82,308	Y	N	---	---	93
AGS807	FQ	11/04/20	04/01/2022*	47641	Plumber I	N	BC10	1	P	1.00	A	\$ -	\$ 66,300	N	N	---	---	94
AGS807	FQ	05/01/21	04/01/22	21403	Painter I	N	BC09	1	P	1.00	A	\$ 57,516	\$ 59,376	Y	N	---	---	95
AGS233	FN	09/20/21	04/01/22	46483	BMW I	N	BC09	1	P	1.00	A	\$ 59,376	\$ 59,376	Y	N	---	---	96
AGS807	FR	09/01/20	04/01/2022*	17246	BMW I	N	BC09	1	P	1.00	A	\$ -	\$ 58,668	Y	N	---	---	97
AGS807	FR	11/01/21	04/01/22	17239	Bldg. Maintenance Supv. I	N	F109	2	P	1.00	A	\$ 66,216	\$ 66,216	Y	N	---	---	98
AGS807	FR	10/13/21	04/01/22	17228	Electrician I	N	BC10	1	P	1.00	A	\$ 63,276	\$ 63,276	Y	N	---	---	99
AGS807	FR	11/05/21	04/01/22	17241	BMW I	N	BC09	1	P	1.00	A	\$ 59,376	\$ 59,376	Y	N	---	---	100

Positions Filled and/or Established by Acts other than the State Budget as of November 30, 2021

<u>Prog ID</u>	<u>Sub-Org</u>	<u>Date Established</u>	<u>Legal Authority</u>	<u>Position Number</u>	<u>Position Title</u>	<u>Exempt (Y/N)</u>	<u>SR Level</u>	<u>BU Code</u>	<u>T/P</u>	<u>MOF</u>	<u>FTE</u>	<u>Annual Salary</u>	<u>Filled (Y/N)</u>	<u>Occupied by 89 Day Hire (Y/N)</u>
	NONE													

Department of Accounting and General Services
Overtime Expenditure Summary

Table 13

Prog ID	Sub-Org	Program Title	MOF	FY21 (actual)			FY22 (estimated)			FY23 (budgeted)		
				Base Salary \$\$\$\$	Overtime \$\$\$\$	Overtime Percent	Base Salary \$\$\$\$	Overtime \$\$\$\$	Overtime Percent	Base Salary \$\$\$\$	Overtime \$\$\$\$	Overtime Percent
AGS-101	CA	Acct System Development & Maintenance	A	\$ 562,032	\$ 237	0.0%	\$ 899,316	\$ 30,873	3.43%	\$ 707,844	\$ 30,873	4.36%
AGS-102	CB	Expenditure Examination	A	\$ 735,693	\$ 21,243	2.9%	\$ 930,159	\$ 65,000	6.99%	\$ 930,159	\$ 65,000	6.99%
AGS-103	CC	Recording and Reporting	A	\$ 819,597	\$ 21,538	2.6%	\$ 921,372	\$ 65,000	7.05%	\$ 921,372	\$ 65,000	7.05%
AGS-104	BA	Internal Post Audit	A	\$ 680,548	\$ 72	0.0%	\$ 657,924	\$ 29,934	4.55%	\$ 835,124	\$ 29,934	3.58%
AGS-130	EG	Ent Tech Svcs - Governance and Innovation	A	\$3,486,300	\$ 3,706	0.1%	\$ -	\$ -	0.0%	\$ -	\$ -	0.0%
AGS-131	EA	Ent Tech Svcs - Operations and Infrastructure Mntnce	A	\$ 352,248	\$ (1,458)	-0.4%	\$ 424,056	\$ 500	0.12%	\$ 871,556	\$ 500	0.06%
AGS-131	EB	Ent Tech Svcs - Operations and Infrastructure Mntnce	A	\$ 573,650	\$ (117,121)	-20.4%	\$ 509,220	\$ 20,000	3.93%	\$ 509,220	\$ 20,000	3.93%
AGS-131	EC	Ent Tech Svcs - Operations and Infrastructure Mntnce	A	\$2,263,382	\$ 41,659	1.8%	\$2,384,316	\$ 44,000	1.85%	\$ 2,384,316	\$ 44,000	1.85%
AGS-131	ED	Ent Tech Svcs - Operations and Infrastructure Mntnce	A	\$ 508,692	\$ 1,140	0.2%	\$ 785,940	\$ 30,000	3.82%	\$ 785,940	\$ 15,000	1.91%
AGS-131	EE	Ent Tech Svcs - Operations and Infrastructure Mntnce	A	\$1,916,006	\$ 181,647	9.5%	\$2,092,668	\$ 23,000	1.10%	\$ 2,092,668	\$ 23,000	1.10%
AGS-131	EF	Ent Tech Svcs - Operations and Infrastructure Mntnce	A	\$ 767,819	\$ 10,815	1.4%	\$ 765,444	\$ 5,000	0.65%	\$ 765,444	\$ 5,000	0.65%
AGS-131	EG	Ent Tech Svcs - Governance and Innovation	A	\$ -	\$ -	0.0%	\$2,531,049	\$ 30,385	1.20%	\$ 2,518,571	\$ 17,907	0.71%
AGS-211	HA	Land Survey	A	\$ 635,700	\$ 51	0.0%	\$ 690,720	\$ 4,000	0.58%	\$ 707,280	\$ 4,000	0.57%
AGS-221	IA	Public Works-Planning, Design & Construction	A	\$5,281,090	\$ 41,622	0.8%	\$ -	\$ -	0.0%	\$ -	\$ -	0.0%
AGS-231	FA	Central Services -Custodial Services-Oahu	A	\$4,250,372	\$ 7,644	0.2%	\$4,389,480	\$ 30,000	0.68%	\$ 4,546,038	\$ 30,000	0.66%
AGS-231	FB	Central Services -Custodial Services-Hawaii	A	\$ 369,924	\$ -	0.0%	\$ 401,172	\$ 4,245	1.06%	\$ 401,172	\$ 4,245	1.06%

Department of Accounting and General Services
Overtime Expenditure Summary

Prog ID	Sub-Org	Program Title	MOF	FY21 (actual)			FY22 (estimated)			FY23 (budgeted)		
				Base Salary \$\$\$\$	Overtime \$\$\$\$	Overtime Percent	Base Salary \$\$\$\$	Overtime \$\$\$\$	Overtime Percent	Base Salary \$\$\$\$	Overtime \$\$\$\$	Overtime Percent
AGS-232	FE	Central Services-Grounds Maintenance -Oahu	A	\$ 827,328	\$ 247	0.0%	\$ 867,288	\$ 38,374	4.42%	\$ 1,013,730	\$ 38,374	3.79%
AGS-233	FK	Central Services-Bldg Rep and Alt - Oahu	A	\$1,796,124	\$ 8,941	0.5%	\$1,885,920	\$ 14,386	0.76%	\$ 1,898,628	\$ 14,386	0.76%
AGS-240	JA	State Procurement	A	\$1,331,165	\$ 1,737	0.1%	\$ -	\$ -	0.0%	\$ -	\$ -	0.0%
AGS-251	GA	Automotive Management - Motor Pool	W	\$ 737,184	\$ 12	0.0%	\$ -	\$ -	0.0%	\$ -	\$ -	0.0%
AGS-807	FP	Sch Rep and Mtnce, Neighbor Isle Dist - Hawaii	A	\$1,806,276	\$ 3,511	0.2%	\$1,884,996	\$ 25,571	1.36%	\$ 1,993,056	\$ 25,571	1.28%
AGS-807	FQ	Sch Rep and Mtnce, Neighbor Isle Dist - Maui	A	\$1,474,608	\$ 3,500	0.2%	\$ -	\$ -	0.0%	\$ -	\$ -	0.0%
AGS-807	FQ	Sch Rep and Mtnce, Neighbor Isle Dist - Maui	U	\$ 117,912	\$ 7,445	6.3%	\$ -	\$ -	0.0%	\$ -	\$ -	0.0%
AGS-807	FR	Sch Rep and Mtnce, Neighbor Isle Dist - Kauai	A	\$1,022,954	\$ 2,371	0.2%	\$ 960,336	\$ 12,900	1.34%	\$ 1,082,724	\$ 12,900	1.19%
AGS-879	OA	Office of Elections	A	\$ 880,060	\$ 88,096	10.0%	\$1,061,841	\$ 15,000	1.41%	\$ 1,061,841	\$ 15,000	1.41%
AGS-879	OA	Office of Elections	N	\$ 54,036	\$ 419	0.8%	\$ -	\$ -	0.0%	\$ -	\$ -	0.0%
AGS-879	OA	Office of Elections	V	\$ -	\$ -	0.0%	\$ -	\$ 60,000	#DIV/0!	\$ -	\$ 60,000	#DIV/0!
AGS-881	LA	State Foundation on Culture and the Arts	B	\$ 980,973	\$ 10,512	1.1%	\$ -	\$ -	0.0%	\$ -	\$ -	0.0%
AGS-881	LA	State Foundation on Culture and the Arts	N	\$ 292,681	\$ 4,167	1.4%	\$ -	\$ -	0.0%	\$ -	\$ -	0.0%
AGS-889	MA	Spectator Events & Shows- Aloha Stadium	B	\$2,376,029	\$ 71,834	3.0%	\$2,193,966	\$ 80,000	3.65%	\$ 2,193,966	\$ 80,000	3.65%
AGS-901	AB	General Administrative Services - Admin Svcs Off	A	\$ 620,022	\$ 30,107	4.9%	\$ 742,398	\$ 35,000	4.71%	\$ 809,598	\$ 35,000	4.32%
AGS-901	AB	General Administrative Services - Admin Svcs Off	U	\$ 59,616	\$ 6,030	10.1%	\$ -	\$ -	0.0%	\$ -	\$ -	0.0%

Department of Accounting and General Services
Overtime Expenditure Summary

Table 13

Prog ID	Sub-Org	Program Title	MOF	FY21 (actual)			FY22 (estimated)			FY23 (budgeted)		
				<u>Base Salary</u> \$\$\$\$	<u>Overtime</u> \$\$\$\$	<u>Overtime</u> Percent	<u>Base Salary</u> \$\$\$\$	<u>Overtime</u> \$\$\$\$	<u>Overtime</u> Percent	<u>Base Salary</u> \$\$\$\$	<u>Overtime</u> \$\$\$\$	<u>Overtime</u> Percent
AGS-901	AC	General Administrative Services - Personnel Office	A	\$ 281,616	\$ 5,075	1.8%	\$ 418,248	\$ 20,000	4.78%	\$ 475,890	\$ 20,000	4.20%
AGS-901	AC	General Administrative Services - Personnel Office	U	\$ -	\$ -	0.0%	\$ 52,956	\$ 5,560	10.50%	\$ 52,956	\$ 5,560	10.50%
AGS-901	AE	General Administrative Services - Sys and Proc Off	A	\$ 498,468	\$ 292	0.1%	\$ 508,044	\$ 3,476	0.68%	\$ 699,516	\$ 3,476	0.50%

Department of Accounting and General Services
Active Contracts as of December 1, 2021

Table 14

Prog ID	MOF	Amount	Frequency (M/A/O)	Max Value	Outstanding Balance	Term of Contract			Entity	Contract Description	Explanation of How Contract is Monitored	POS Y/N	Category E/L/P/C/G/S/*
						Date Executed	From	To					
Accounting Division-Systems Accounting Branch													
AGS101CA	A	\$ 196	M	\$ 11,788	\$ 982	05/08/17	05/22/17	05/21/22	Xerox Corporation	Xerox copier	Minimum payment + usage fee	N	E
Accounting Division-Pre Audit Branch													
AGS102CB	A	\$ 5,542	O	\$ 110,849	\$ 94,222	03/03/20	03/01/21	02/28/26	PB Leasing	Relay7000 Inserting System and postage machine	*see footnote below	N	E
AGS102CB	A	\$ 1,372	O	\$ 27,433	\$ 24,690	02/08/21	03/10/21	03/09/26	PB Leasing	Folder and postage machine	*see footnote below	N	E
AGS102CB	A	\$ 256	M	\$ 15,360	\$ 8,192	07/16/18	08/01/18	07/31/23	Xerox Corp.	Multi functional copier C8070	*see footnote below	N	E
AGS102CB	A	\$ 184	M	\$ 11,040	\$ 5,888	07/16/18	08/01/18	07/31/23	Xerox Corp.	Multi functional copier CH8055	*see footnote below	N	E
AGS102CB	A	varies	M	\$ 14,900	\$ 12,624	05/13/21	06/01/21	5/31/222	Cardinal Presort Services Ltd.	Mailing of presort checks	*see footnote below	N	S
AGS102CB	A	\$ 2,751	A	\$ 2,751	\$ 2,751	07/15/21	07/16/21	06/30/22	Pacific Business Forms, Inc	SOH Check and Remittance Advices	*see footnote below	N	G
AGS102CB	A	\$ 42,430	A	\$ 42,430	\$ 42,430	10/08/21	10/15/21	06/30/22	N&K CPAs, Inc.	Technical assistance in regards to GASB 84	*see footnote below	N	S
*Pursuant to HRS Section 103-10, payment shall be made no later than 30 calendar days following the date of receipt of the invoice or after the satisfactory delivery of the goods or performance of the services, whichever is later. The vendor/contractor is owed interest if they cannot be paid within the time period.													
Pursuant to HRS 40-56, the person directly responsible for purchase order/contract signs a certification validating that goods and services have been received in good order and condition on the invoice.													
Accounting Division - UARB													
AGS103CC	A	\$ 10,825	M	\$ 10,825	\$ 902	04/24/17	05/01/17	04/30/22	Xerox Corporation	Copy Machine	Re-evaluated After 5 Years Contract.	N	E
AGS103CC	V	\$ 150,000	M	\$ 150,000	\$ 150,000	10/29/21	11/01/21	06/30/22	Spire Hawaii LLP	GASB 87 assistance and training	Billed hourly, not to exceed maximum value amount.	N	S
Audit Division													
AGS104BA	A	\$ 122	M	\$ 7,303	\$ 609	4/10/017	06/01/17	05/30/22	Ricoh	MP C4504 Multifunction Copier	Monthly invoice	N	E
Office of Information Practices													
AGS105RA	A	\$ 168	M	\$ 4,020	\$ 4,020	06/01/21	07/01/21	06/30/24	LexisNexis	4 Year Legal Research	Annual Invoice	N	G
Archives Division													
AGS111DA	B	Varies	M	\$ 20,367	\$ 8,921	06/30/21	06/30/21	12/31/21	Staffing Solutions	Data Entry	*See footnote below.	N	S
AGS111DA	B	\$ 3,551	A	\$ 3,551	\$ -	02/01/21	02/01/21	01/31/22	Cosmec Engineering	Thales Time Stamp	*See footnote below.	N	S
AGS111DA	B	\$ 5,000	A	\$ 5,000	\$ -	06/18/21	06/18/21	06/19/22	Opswat	Metascan Virus Scanner support/Metadefender	*See footnote below.	N	S
AGS111DA	A	Varies	M	\$ 8,520	\$ -	09/01/20	10/31/20	10/30/25	Xerox	5 Yr. Copier C8155H2	*See footnote below.	N	E
AGS111DA	B	Varies	M	\$ 48,182	\$ 30,331	11/01/21	11/01/21	10/31/22	American Guard Services, inc	Security Services	*See footnote below.	N	S
AGS111DA	B	\$ 1,758	A	\$ 1,758	\$ -	04/02/21	04/02/21	04/02/22	Atlassian	1 Yr. Licensing & Support	*See footnote below.	N	S
AGS111DA	B	Varies	M	\$ 87,500	\$ 66,419	01/04/21	01/04/21	12/31/21	AMI Systems, LLC	Digitizing/Auditing Services	*See footnote below.	N	S
*Pursuant to HRS Section 103-10, payment shall be made no later than 30 days following the receipt of the invoice or after the satisfactory delivery of the goods or performance of services, whichever is later.													
The vendor is owed interest if they cannot be paid within this time period.													

Department of Accounting and General Services
Active Contracts as of December 1, 2021

Table 14

Prog ID	MOF	Amount	Frequency (M/A/O)	Max Value	Outstanding Balance	Date Executed	From	To	Entity	Contract Description	Explanation of How Contract is Monitored	POS Y/N	Category E/L/P/C/G/S/*
Office of Enterprise Technology Services													
AGS-131	A	Varies	O	\$ 3,584,340	\$ 1,082,700	08/31/16	10/17/16	10/16/23	Cherryroad Technologies	Payroll and Time and Attendance Solution for the State of Hawaii 12/02/16 - 06/30/23	Monthly reporting	N	S
AGS-131	A	Varies	M	\$ 2,780	\$ 2,520	10/01/17	10/01/13	09/30/22	Maui Research and Technology Center	Lease space for Maui telecom equipment	Monthly reporting	N	L
AGS-131	A	\$ 1,885	M	\$ 22,618	\$ 22,618	05/01/10	01/01/22	12/31/22	Kamehameha Schools	Lease Agreement (15 years and 6 months) (exp. 12/31/25) Location: Island of Hawai'i, Base Rent for Ka'upulehu Radio Site and Tower	Monthly reporting	N	L
AGS-131	A	Varies	Semi-A	\$ 89,000	\$ -	05/29/18	06/12/18	06/11/22	Maximus Consulting Services, Inc.	Statewide Cost Allocation Plan (SWCAP)	Deliverable report	N	S
AGS-131	A	Varies	M	\$ 20,089	\$ 20,089	09/10/21	09/17/21	09/06/22	Oahu Air Conditioning Service, Inc.	For Guaranteed Comprehensive Routine and Emergency Maintenance a Service of Telecommunications Air Conditioning Equipment and Systems - Oahu	Deliverable report	N	S
AGS-131	A	Varies	M	\$ 11,663	\$ 11,663	09/10/21	09/17/21	09/06/22	Oahu Air Conditioning Service, Inc.	For Guaranteed Comprehensive Routine and Emergency Maintenance a Service of Telecommunications Air Conditioning Equipment and Systems - Big Island	Deliverable report	N	S
AGS-131	A	Varies	M	\$ 7,003	\$ 7,003	09/10/21	09/17/21	09/06/22	Oahu Air Conditioning Service, Inc.	For Guaranteed Comprehensive Routine and Emergency Maintenance a Service of Telecommunications Air Conditioning Equipment and Systems - Kauai	Deliverable report	N	S
AGS-131	A	Varies	M	\$ 26,140	\$ 26,140	09/10/21	09/17/21	09/06/22	Oahu Air Conditioning Service, Inc.	For Guaranteed Comprehensive Routine and Emergency Maintenance a Service of Telecommunications Air Conditioning Equipment and Systems - Maui	Deliverable report	N	S
AGS-131	A	\$ 16,658	M	\$ 229,488	\$ 176,504	07/30/19	07/30/20	07/29/22	Pacific Power Group, LLC dba Pacific Power Products Group	For Comprehensive Routine and Emergency Maintenance of Standby Generator Systems and their Associated Equipment, Including Refueling Services, at ICSD, Radio Facilities.	Monthly reporting	N	S
AGS-131	A	\$ 13,547	O	\$ 54,189	\$ 27,094	07/01/16	07/01/18	06/30/22	Bank of Hawaii, Trust	Kukuiolono, Island of Kauai Lease rent	Monthly reporting	N	L

Department of Accounting and General Services
Active Contracts as of December 1, 2021

Table 14

Prog ID	MOF	Amount	Frequency (M/A/O)	Max Value	Outstanding Balance	Date Executed	From	To	Entity	Contract Description	Explanation of How Contract is Monitored	POS Y/N	Category E/L/P/C/G/S/*
AGS-131	A	Varies	A	\$ 479,969	\$ 479,969	06/28/21	06/29/21	06/28/22	Sirius Computer Solutions, Inc.	To Supply, Deliver, and Install IBM Power and Spectrum Protect Infrastructure	Monthly reporting	N	L
AGS-131	A	Varies	O	\$ 216,888	\$ 214,475	10/04/19	10/17/19	10/16/22	Xerox Corporation	Furnish and deliver Laser Printing Systems	Monthly reporting	N	S
AGS-131	A	\$ 18,129	M	\$ 395,459	\$ 148,734	02/01/19	02/01/20	01/31/22	Pacific Wireless	Comprehensive maint and continuous monitoring of the Hawaiian statewide digital m/w radio telecom systems and its associated equipment IFB-19-020	Monthly reporting	N	S
AGS131	A	\$ 23,000	M	\$ 276,210	\$ 230,210	04/20/20	04/20/20	04/19/22	Public Consulting Group	To provide independent Verification & Validation Service for the Financial Management System Replacement, DOE.	Monthly reporting	N	S
Land Survey Division													
AGS211HA	A	\$ 232	M	\$ 11,144	\$ 5,340	11/01/19	11/01/19	10/31/23	Xerox Corp.	48 Month lease color multi function printer w/fax	Review monthly statement	N	E
AGS211HA	A	\$ 543	M	\$ 32,601	\$ 26,624	12/01/20	12/01/20	11/30/25	Xerox Corp.	60 Month lease of wide format printer with scanner	Review monthly statement	N	E
Public Works Division													
AGS221IA	W	\$ 200	M	\$ 12,000	\$ 7,200	06/17/19	08/01/19	07/31/24	Xerox Corp.	Copier, Xerox C8045H, 5-year, 60 month lease (ADM)	*Please see footnote below	N	E
AGS221IA	W	\$ 191	M	\$ 11,465	\$ 4,968	08/06/13	09/01/18	08/31/23	Xerox Corp.	Copier, C8055H, 5-year, 60 Month Lease (CMB)	*Please see footnote below	N	E
AGS221IA	W	\$ 252	M	\$ 12,074	\$ 9,055	12/04/20	01/01/21	12/31/24	Xerox Corp.	Copier, W7855PT, 4-year, 48 Month Lease (PB)	*Please see footnote below	N	E
AGS221IA	W	\$ 58	M	\$ 2,772	\$ 2,079	12/04/20	01/01/21	12/31/24	Xerox Corp.	Copier, WC6655, 4-year, 48 Month Lease (PB)	*Please see footnote below	N	E
AGS221IA	W	\$ 401	M	\$ 19,248	\$ 3,208	01/30/18	03/01/18	02/28/22	Xerox Corp.	Copier, Xerox C70, 4-year, 48-month Lease (PMB)	*Please see footnote below	N	E
AGS221IA	W	\$ 272	M	\$ 16,334	\$ 9,801	06/17/19	08/01/19	07/31/24	Xerox Corp.	Copier, Xerox C8070H, 5-year, 60 Month Lease (SSO)	*Please see footnote below	N	E
AGS221IA	W	\$ 130	M	\$ 7,799	\$ 2,210	11/09/17	11/09/17	11/09/22	Xerox Corp.	Copier, AltaLink C8030H 5-yr, 60 Month Lease (TSO)	*Please see footnote below	N	E
AGS221IA	W	\$ 199	M	\$ 11,917	\$ 3,377	11/14/17	11/14/17	11/14/22	Xerox Corp.	Xerox Altalink C8055H Copy Machine 60 Mo. Lease (HDO)	*Please see footnote below	N	E
AGS221IA	W	\$ 220	M	\$ 13,206	\$ 7,924	12/20/19	12/20/19	12/20/24	Xerox Corp.	Copier, Xerox W7970P 5-year, 60 Month Lease (MDO)	*Please see footnote below	N	E
AGS221IA	W	\$ 38	O	\$ 2,270	\$ 530	08/07/17	08/17/17	08/16/22	Pitney Bowes	5 Year Postage Meter (DM200L) 60 month lease (KDO)	*Please see footnote below	N	E
AGS221IA	A	\$ -	M	\$ 263,187	\$ 49,361	08/07/19	08/23/19	(Open-end Contract)	Bowers + Kubota Consulting, Inc	State Office Buildings, Statewide Remodeling & Upgrades, NO. 3 - DAGS Job No. 16-10-0908	* Please see footnote below.	N	S

Department of Accounting and General Services
Active Contracts as of December 1, 2021

Table 14

Prog ID	MOF	Amount	Frequency (M/A/O)	Max Value	Outstanding Balance	Date Executed	From	To	Entity	Contract Description	Explanation of How Contract is Monitored	POS Y/N	Category E/L/P/C/G/S/*
AGS221IA	A	\$ -	M	\$ 234,898	\$ 128,557	05/27/17	05/27/17	(On hold pending DAGS P3 action)	SSFM Engineers, Inc.	Lease-Buyback DAGS Job No 26-10-0823	* Please see footnote below.	N	S
AGS221IA	A	\$ 142,500	M	\$ 142,500	\$ 142,500	10/23/15	10/23/15	12/31/2021 (Contract to be extended)	Architects Hawaii, LTD.	DAGS MANAGED OFFICE BUILDINGS AND PARKING - STATEWIDE MASTER PLAN DAGS Job No. 16-10-0795	* Please see footnote below.	N	S
*Pursuant to HRS Section 103-10, payment shall be made no later than 30 days following the receipt of the invoice or after the satisfactory delivery of the goods or performance of services, whichever is later.													
The vendor is owed interest if they cannot be paid within this time period.													
Central Services Division - Oahu													
Central Services - Custodial													
AGS-231 FA	A	\$ 79,106	M	\$ 949,264	\$ 871,379	08/27/21	09/01/21	08/31/22	Carrier	Air Conditioning Maintenance Group I Contract	Monthly Billing*	N	S
AGS-231 FA	A	\$ 20,258	M	\$ 243,094	\$ 235,739	11/17/21	12/01/21	11/30/22	Carrier	Air Conditioning Maintenance, Group II Contract	Monthly Billing*	N	S
AGS-231 FA	A	\$ 32,532	M	\$ 390,375	\$ 227,387	06/29/21	07/01/21	06/30/22	Oahu Air Conditioning Svcs. Inc	Air Conditioning Maintenance Group III Contract	Monthly Billing*	N	s
AGS-231 FA	A	\$ 19,440	M	\$ 233,280	\$ 79,760	12/11/20	01/01/21	12/31/21	Otis	Elevator and Lift Maintenance Contract I, II, III & IV	Monthly Billing*	N	S
AGS-231 FA	A	\$ 3,658	M	\$ 43,890	\$ 34,763	09/27/21	10/01/21	09/30/22	Doonwood Engineering	Sump Pump Maintenance Contract	Monthly Billing*	N	S
AGS-231 FA	A	\$ 2,143	M	\$ 25,712	\$ 20,842	1/14/21	01/01/21	12/31/21	Pacific Power Group	Generator Maintenance Service	Other- Quarterly Billing*	N	S
AGS-231 FA	A	\$ 5,698	A	\$ 5,698	\$ 5,698	02/22/21	03/01/21	02/28/22	Alakai Mechanical	Backflow Annual Inspection and Testing	Annual Billing*	N	S
AGS-231 FA	A	\$ 2,057	M	\$ 24,676	\$ 20,563	09/01/21	09/01/21	08/31/22	Lanakila Pacific	Custodial Services at Kamehameha V Building and Korean and Vietnam Memorial	Monthly Billing*	N	S
AGS-231 FA	A	\$ 504	M	\$ 6,040	\$ 6,040	11/24/21	12/01/21	11/30/22	West Oahu Aggregate Co Inc.	Refuse Collection Service at Wahiawa & Kaneohe Civic Center	Monthly Billing*	N	S
AGS-231 FA	A	\$ 2,890	M	\$ 34,676	\$ 17,338	05/28/21	06/01/21	05/31/22	West Oahu Aggregate Co Inc.	Refuse and Recycling Service at Kakuhihewa Building	Monthly Billing*	N	S
AGS-231 FA	A	\$ 2,545	M	\$ 30,529	\$ 27,985	10/26/21	11/01/21	10/31/22	Four Corner Pest Control, LLC	Rodent Pest Control Services	Monthly Billing*	N	S
AGS-231 FA	A	\$ 1,817	M	\$ 21,799	\$ 18,020	03/29/21	04/01/21	03/31/22	National Fire Protection	Fire Protection Equipment	Monthly Billing*	N	S
AGS-231 FA	A	\$ 560	M	\$ 6,716	\$ 3,918	06/01/21	06/01/21	05/31/22	Alert Alarm Hawaii	24/7 Fire Alarm Monitoring and Protection	Monthly Billing*	N	S
AGS-231 FA	A	\$ 370	M	\$ 13,317	\$ 9,247	11/06/20	01/01/21	12/31/23	Xerox	3 Year Copier/Printer C8170H2 36 month Lease - CSD Admin	Monthly Billing*	N	E
AGS-231 FA	A	\$ 267	M	\$ 16,000	\$ 801	02/12/18	02/13/18	02/28/22	Xerox	4 Year Copier/Printer/Fax C8055H 48 month Lease - Kalanimoku	Monthly Billing*	N	E

Department of Accounting and General Services
Active Contracts as of December 1, 2021

Table 14

Prog ID	MOF	Amount	Frequency (M/A/O)	Max Value	Outstanding Balance	Date Executed	From	To	Entity	Contract Description	Explanation of How Contract is Monitored	POS Y/N	Category E/L/P/C/G/S/*
AGS-231 FA	A	\$ 45	M	\$ 2,715	\$ 315	05/18/17	06/01/17	06/30/22	Xerox	5 Year Copier/Printer/Fax WC3655S 60 Month Lease - CSD Admin (R&A)	Monthly Billing*	N	E
AGS-231 FA	A	\$ 174	M	\$ 10,448	\$ 3,480	05/23/18	08/01/18	07/30/23	Xerox	5 Year Copier/Printer/Fax/Scan C8045H 60 month Lease - WA Place	Monthly Billing*	N	E
AGS-231 FA	A	\$ 26	M	\$ 1,564	\$ 572	09/19/18	10/01/18	09/30/23	Xerox	5 Year Copier/Printer/Fax/Scan B405DN 60 month Lease - R&A	Monthly Billing*	N	E
AGS-231 FA	A	varies	O - quarterly	\$12,377,445	\$ 8,615,694	07/31/09	09/01/14	06/01/26	PNC Equipment Lease	Equipment Leasing Purchase Agreement	Quarterly Billing*	N	E
AGS-231 FA	A	varies	S-semi annual	\$18,834,612	\$16,416,000	06/01/13	03/20/13	09/01/33	Ameresco	Equipment Leasing Purchase Agreement	Semi Annual Billing*	N	E
*Pursuant to HRS sections 103-10, payment shall be made no later than 30 calendar days following the date of receipt of the invoice or after the satisfactory delivery of the goods or performance of the services, whichever is later. The vendor/contractor is owned interest if they cannot be paid within this time period.													
Pursuant to HRS section 40-56, the person directly responsible for purchase order/contract signs a certification validating that goods and services have been received in good order and condition													
Central Services - Grounds Maintenance													
AGS-232 FE	A	\$ 40,495	O - Three times/year	\$ 121,485	\$ 121,485	11/26/21	12/01/21	11/30/22	Imua Landscaping Co Inc.	Coconut and Other Palm Tree Trimming Services	Other-every 4 months*	N	S
AGS-232 FE	A	\$ 40,770	A	\$ 40,770	\$ 40,770	11/22/21	12/01/21	11/30/22	Imua Landscaping Co, Inc.	Tree Trimming Services West Oahu	Annual Billing*	N	S
AGS-232 FE	A	\$ 20,890	A	\$ 20,890	\$ 20,890	11/17/21	12/01/21	11/30/22	Harlan T langi dba Local Landscaping	Tree Trimming Services Libraries	Annual Billing*	N	S
AGS-232 FE	A	\$ 86,700	A	\$ 86,700	\$ 86,700	05/24/21	06/01/21	05/31/22	HTM Contractors, Inc.	Tree Trimming Services Honolulu Civic Center	Annual Billing*	N	S
AGS-232 FE	A	\$ 37,860	A	\$ 37,860	\$ 37,860	05/27/21	06/01/21	05/31/22	Imua Landscaping Co, Inc.	Tree Trimming Services East Oahu	Annual Billing*	N	S
AGS-232 FE	A	\$ 19,800	A	\$ 19,800	\$ 19,800	12/24/20	01/01/21	12/31/21	Imua Landscaping Co, Inc.	Tree Trimming Services Exceptional Trees	Annual Billing*		S
*Pursuant to HRS sections 103-10, payment shall be made no later than 30 calendar days following the date of receipt of the invoice or after the satisfactory delivery of the goods or performance of the services, whichever is later. The vendor/contractor is owned interest if they cannot be paid within this time period.													
Pursuant to HRS section 40-56, the person directly responsible for purchase order/contract signs a certification validating that goods and services have been received in good order and condition													
State Procurement Office													
AGS240JA	A	\$ 245	M	\$ 14,439	\$ 8,820	12/20/19	01/06/20	01/05/25	Xerox Corp.	60 Month Copier Lease (Rm 416)	Monthly Billing*	N	E
AGS240JA	A	\$ 190	M	\$ 11,375	\$ 6,840	12/20/19	01/06/20	01/05/25	Xerox Corp.	60 Month Copier Lease (Rm 230A)	Monthly Billing*	N	E
State Procurement Office - Surplus Property Office													
AGS244JC	W	\$ 79	M	\$ 4,762	\$ 2,064	09/04/18	09/04/18	09/03/23	Xerox Corp.	60 Month Copier Lease	Monthly Billing*	N	E
Automotive Management Division-Parking Control													
AGS252GB	W	\$ 40,425	M	\$ 97,021	\$ 56,596	07/01/21	07/01/21	06/30/22	Parking Lot Maintenance Company	General Cleaning services for Parking Garages on Oahu, Lots G,I,J,N,S,V	*See footnote below.	N	S
AGS252GB	W	\$ -	M	\$ 97,021	\$ 97,021	07/01/22	07/01/22	06/30/23	Parking Lot Maintenance Company	General Cleaning services for Parking Garages on Oahu, Lots G,I,J,N,S,V	*See footnote below.	N	S

Department of Accounting and General Services
Active Contracts as of December 1, 2021

Table 14

Prog ID	MOF	Amount	Frequency (M/A/O)	Max Value	Outstanding Balance	Date Executed	From	To	Entity	Contract Description	Explanation of How Contract is Monitored	POS Y/N	Category E/L/P/C/G/S/*
AGS252GB	W	\$ -	M	\$ 42,899	\$ 42,899	12/01/21	12/01/21	11/30/22	Parking Lot Maintenance Company	General Cleaning services for Parking Garages on Oahu, Lots R and T	*See footnote below.	N	S
AGS252GB	W	\$ -	M	\$ 42,899	\$ 42,899	12/01/22	12/01/22	11/30/23	Parking Lot Maintenance Company	General Cleaning services for Parking Garages on Oahu, Lots R and T	*See footnote below.	N	S
AGS252GB	W	\$ 20,600	M	\$ 82,400	\$ 61,800	09/01/21	09/01/21	08/31/22	Parking Lot Maintenance Company	General Cleaning services for Parking Garages on Oahu, Lots A and P	*See footnote below.	N	S
AGS252GB	W	\$ -	M	\$ 82,400	\$ 82,400	09/01/22	09/01/22	08/31/23	Parking Lot Maintenance Company	General Cleaning services for Parking Garages on Oahu, Lots A and P	*See footnote below.	N	S
AGS252GB	W	\$ 13,750	M	\$ 33,000	\$ 19,250	07/01/21	07/01/21	06/30/22	Parking Lot Maintenance Company	General R & M Services Oahu	*See footnote below.	N	S
AGS252GB	W	\$ -	M	\$ 33,000	\$ 33,000	07/01/22	07/01/22	06/30/23	Parking Lot Maintenance Company	General R & M Services Oahu	*See footnote below.	N	S
AGS252GB	W	\$ 2,992	M	\$ 7,180	\$ 598	07/01/21	07/01/21	12/31/21	Leon Copeland Elite Commercial Cleaning LLC	Cleaning of Lot Q, E, and OR&L Building	*See footnote below.	N	S
AGS252GB	W	\$ 5,500	M	\$ 13,200	\$ 7,700	07/01/21	07/01/21	06/30/22	L&D Maintenance	General Cleaning and Maintenance for Parking Lots on Maui	*See footnote below.	N	S
AGS252GB	W	\$ -	M	\$ 13,200	\$ 13,200	07/01/22	07/01/22	06/30/23	L&D Maintenance	General Cleaning and Maintenance for Parking Lots on Maui	*See footnote below.	N	S
AGS252GB	W	\$ 29,607	M	\$ 39,476	\$ 9,869	03/01/21	03/01/21	02/28/22	KN Lawn Service	Parking Lot and Landscape Services Kakuhihewa Building Lot KP on Oahu	*See footnote below.	N	S
AGS252GB	W	\$ -	M	\$ 39,476	\$ 39,476	03/01/22	03/01/22	02/28/23	KN Lawn Service	Parking Lot and Landscape Services Kakuhihewa Building Lot KP on Oahu	*See footnote below.	N	S
AGS252GB	W	\$ -	M	\$ 39,476	\$ 39,476	03/01/23	03/01/23	02/28/24	KN Lawn Service	Parking Lot and Landscape Services Kakuhihewa Building Lot KP on Oahu	*See footnote below.	N	S
AGS252GB	W	\$ 9,087	M	\$ 12,116	\$ 3,029	03/01/21	03/01/21	02/28/22	KN Lawn Service	Parking Lot and Landscape Services Lots A and R	*See footnote below.	N	S
AGS252GB	W	\$ -	M	\$ 12,116	\$ 12,116	03/01/22	03/01/22	02/28/23	KN Lawn Service	Parking Lot and Landscape Services Lots A and R	*See footnote below.	N	S
AGS252GB	W	\$ 3,875	M	\$ 9,300	\$ 5,425	07/01/21	07/01/21	06/30/22	RK Oshiro Door Service	Furnishing Grille Gate Maintenance Oahu Parking Lots	*See footnote below.	N	S
AGS252GB	W	\$ -	M	\$ 9,300	\$ 9,300	07/01/22	07/01/22	06/30/23	RK Oshiro Door Service	Furnishing Grille Gate Maintenance Oahu Parking Lots	*See footnote below.	N	S
AGS252GB	W	\$ 157	M	\$ 377	\$ 220	07/01/21	07/01/21	06/30/22	RK Oshiro Door Service	Quarterly maintenance service of swing gate, Lot M	*See footnote below.	N	S
AGS252GB	W	\$ -	M	\$ 377	\$ 377	07/01/22	07/01/22	06/30/23	RK Oshiro Door Service	Quarterly maintenance service of swing gate, Lot M	*See footnote below.	N	S

Department of Accounting and General Services
Active Contracts as of December 1, 2021

Table 14

Prog ID	MOF	Amount	Frequency (M/A/O)	Max Value	Outstanding Balance	Date Executed	From	To	Entity	Contract Description	Explanation of How Contract is Monitored	POS Y/N	Category E/L/P/C/G/S/*
AGS252GB	W	\$ 15,000	M	\$ 22,500	\$ 7,500	04/01/21	04/01/21	03/31/22	Heide & Cook LLC	Elevator and repair services Lot A,P,R,V	*See footnote below.	N	S
AGS252GB	W	\$ -	M	\$ 22,500	\$ 22,500	04/01/22	04/01/22	03/31/23	Heide & Cook LLC	Elevator and repair services Lot A,P,R,V	*See footnote below.	N	S
AGS252GB	W	\$ -	M	\$ 22,500	\$ 22,500	04/01/23	04/01/23	03/31/24	Heide & Cook LLC	Elevator and repair services Lot A,P,R,V	*See footnote below.	N	S
*Pursuant to HRS sections 103-10, payment shall be made no later than 30 calendar days following the date of receipt of the invoice or after the satisfactory delivery of the goods or performance of the services, whichever is later. The vendor/contractor is owed interest if they cannot be paid within this time period.													
Pursuant to HRS 40-56, the person directly responsible for purchase order/contract signs a certification validating that goods and services have been received in good order and condition of this invoice.													
** A portion of rent is paid by the user department with their funds. DAGS' portion is paid with General Funds.													
Campaign Spending Commission													
AGS871NA	A	\$ 144	O-qtrly	\$ 2,871	\$ 1,436	02/22/19	06/30/19	06/29/24	Pitney Bowes	Poster meter - 60 Months Lease	*see footnote below	N	E
AGS871NA	A	\$ 191	M	\$ 11,473	\$ 8,222	04/29/20	07/01/20	06/30/25	Xerox Corp.	Xerox C8070H2 - 60 Months Lease	*see footnote below	N	E
*Pursuant to HRS §103-10, payment shall be made no later than 30 calendar days following the date of receipt of the invoice or after satisfactory delivery of the goods or performance of the services, whichever is later. The vendor/contractor is owed interest if they cannot be paid within this time period. Pursuant to HRS §40-56, the person directly responsible for purchase order/contract signs a certification validating that goods and services have been received in good order and condition of the invoice.													
Office of Elections													
AGS879OA	A	\$ 36	M	\$ 2,161	\$ 973	03/11/19	03/11/19	03/15/24	Xerox Corp.	5 year lease on Xerox B405N	Monthly*	N	E
AGS879OA	A	\$ 39	M	\$ 2,362	\$ 1,075	03/11/19	03/11/19	03/15/24	Xerox Corp.	5 year lease on Xerox B405N	Monthly*	N	E
AGS879OA	A	\$ 690	M	\$ 41,401	\$ 18,631	03/18/19	03/28/19	03/28/24	Xerox Corp.	5 year lease on Xerox D110CP	Monthly*	N	E
AGS879OA	A	\$ 618	O	\$ 12,313	\$ 9,223	08/25/20	09/30/20	09/29/25	Pitney Bowes	5 year lease on Mailing Machine	Quarterly*	N	E
AGS879OA	A	\$ 2,999,000	O	\$ 8,997,000	\$ 8,997,000	10/21/20	10/01/20	12/31/26	Hart Intercivic, Inc.	Voting and Vote Counting System Contract	Every Other Year	N	E
AGS879OA	A	Varies**	O	\$ 1,210,332	\$ 1,156,935	12/14/20	12/14/20	12/31/30	Bpro, Inc.	Contract for the design, maintenance, and implementation of Online Voter Registration System and Statewide Voter Registration System	Occasionally, as deliverables are billed	N	S
AGS879OA	A	Varies**	O	\$ 1,686,199	\$ 77,297	06/23/14	06/23/14	12/31/20	Bpro, Inc.	Contract for the design, maintenance, and implementation of Online Voter Registration System and Statewide Voter Registration System	Occasionally, as deliverables are billed	N	S
*Pursuant to HRS §103-10, payment shall be made no later than 30 calendar days following the date of receipt of the invoice or after satisfactory delivery of the goods or performance of the services, whichever is later. The vendor/contractor is owed interest if they cannot be paid within this time period. Pursuant to HRS §40-56, the person directly responsible for purchase order/contract signs a certification validating that goods and services have been received in good order and condition of the invoice.													
**Varies according to deliverables based on Scope of Service and Time of Payment in Contract													
State Foundation on the Cultural and the Arts													
AGS881LA	A	\$ 25,000	O	\$ 75,000	\$ 7,500	07/01/19	07/01/19	06/30/20	Korean American Foundation	Legislative Grants-in-Aid FY20 C68515	*See footnote below	N	S

Department of Accounting and General Services
Active Contracts as of December 1, 2021

Table 14

Prog ID	MOF	Amount	Frequency (M/A/O)	Max Value	Outstanding Balance	Date Executed	From	To	Entity	Contract Description	Explanation of How Contract is Monitored	POS Y/N	Category E/L/P/C/G/S/*
AGS881LA	A	\$ 1,033	M	\$ 12,398	\$ 2,305	05/24/19	07/01/19	06/30/24	Xerox Corporation	Xerox lease and maintenance charges for FY21 PO210011	*See footnote below	N	S
AGS881LA	A	\$ 1,033	M	\$ 12,398	\$ 9,044	05/24/19	07/01/19	06/30/24	Xerox Corporation	Xerox lease and maintenance charges for FY22 PO220010	*See footnote below	N	S
AGS881LA	A	\$ 4,000	O	\$ 12,000	\$ 12,000	08/09/21	08/15/21	12/31/21	Lerman, Elizabeth Ann	Provide services to Teaching Artists the foundation of Critical Response Process (CRP) PO220025	*See footnote below	N	S
AGS881LA	A	\$ 68,027	O	\$ 204,082	\$ 99,582	07/23/21	08/01/21	12/31/22	Honolulu Biennial Foundation	Curatorial work for the Hawaii State Art Museum (HiSAM) PO220030	*See footnote below	N	S
AGS881LA	B	\$ 106,144	O	\$ 318,431	\$ 318,431	07/23/21	08/01/21	12/31/22	Honolulu Biennial Foundation	Curatorial work for the Hawaii State Art Museum (HiSAM) PO220031	*See footnote below	N	S
AGS881LA	B	\$ 8,000	O	\$ 16,000	\$ 4,612	09/28/21	08/01/21	06/30/22	Crocker, Ellen V.	Funding assistance in support of SFCA Project FY22-116, Artists in the School Grants 2021-2022 PO220047	*See footnote below	N	S
AGS881LA	B	\$ 4,000	O	\$ 8,000	\$ 5,485	09/23/21	08/01/21	06/30/22	Marcil, Elizabeth I.	Funding assistance in support of SFCA Project FY22-116, Artists in the School Grants 2021-2022 PO220055	*See footnote below	N	S
AGS881LA	B	\$ 2,860	O	\$ 5,720	\$ 4,323	09/22/21	10/01/21	06/30/22	Weiner, Jill	Funding assistance in support of SFCA Project FY22-122, Artists in the School Grants 2021-2022 PO220058	*See footnote below	N	S
AGS881LA	A	\$ 15,033	O	\$ 45,100	\$ 45,100	09/23/21	10/01/21	10/30/22	University of Hawaii	Supplemental #2-Funding assistance in support of SFCA Project No. FY20-0147, Statewide Presenting & Touring C68516	*See footnote below	N	S
AGS881LA	N	\$ 9,967	O	\$ 29,900	\$ 29,900	09/23/21	10/01/21	10/30/22	University of Hawaii	Supplemental #2-Funding assistance in support of SFCA Project No. FY20-0147, Statewide Presenting & Touring C68516	*See footnote below	N	S
AGS881LA	N	\$ 7,900	O	\$ 23,700	\$ 6,575	10/01/20	10/01/20	06/30/21	Maui Arts & Cultural Center	Funding assistance in support of SFCA Project No. FY21-0005, AE Hybrid Professional Development for Teachers & Teaching Artists C69155	*See footnote below	N	S
AGS881LA	N	\$ 7,500	O	\$ 15,000	\$ 6,000	09/29/21	10/01/21	11/30/21	Alexander & Baldwin Sugar	Funding assistance in support of SFCA Project FY22-0014, American Rescue Plan Recovery Grant PO220061	*See footnote below	N	S
AGS881LA	N	\$ 7,500	O	\$ 15,000	\$ 15,000	09/28/21	10/01/21	11/30/21	Alliance for Drama Education	Funding assistance in support of SFCA Project FY22-0071, American Rescue Plan Recovery Grant PO220062	*See footnote below	N	S

Department of Accounting and General Services
Active Contracts as of December 1, 2021

Table 14

Prog ID	MOF	Amount	Frequency (M/A/O)	Max Value	Outstanding Balance	Date Executed	From	To	Entity	Contract Description	Explanation of How Contract is Monitored	POS Y/N	Category E/L/P/C/G/S/*
AGS881LA	N	\$ 7,500	O	\$ 15,000	\$ 5,700	09/28/21	10/01/21	11/30/21	Aloha Performing Arts Company	Funding assistance in support of SFCA Project FY22-0068, American Rescue Plan Recovery Grant PO220063	*See footnote below	N	S
AGS881LA	N	\$ 7,500	O	\$ 15,000	\$ 6,000	09/28/21	10/01/21	11/30/21	Bishop Museum	Funding assistance in support of SFCA Project FY22-0033, American Rescue Plan Recovery Grant PO220064	*See footnote below	N	S
AGS881LA	N	\$ 7,500	O	\$ 15,000	\$ 15,000	09/28/21	10/01/21	11/30/21	Diamond Head Theatre	Funding assistance in support of SFCA Project FY22-0061, American Rescue Plan Recovery Grant PO220065	*See footnote below	N	S
AGS881LA	N	\$ 7,500	O	\$ 15,000	\$ 6,000	09/28/21	10/01/21	11/30/21	EBB & Flow Arts	Funding assistance in support of SFCA Project FY22-0016, American Rescue Plan Recovery Grant PO220066	*See footnote below	N	S
AGS881LA	N	\$ 7,500	O	\$ 15,000	\$ 6,000	09/28/21	10/01/21	11/30/21	Kanakaole, Edith Foundation	Funding assistance in support of SFCA Project FY22-0006, American Rescue Plan Recovery Grant PO220067	*See footnote below	N	S
AGS881LA	N	\$ 7,500	O	\$ 15,000	\$ 6,000	09/29/21	10/01/21	11/30/21	Garden Island Arts Council	Funding assistance in support of SFCA Project FY22-0097, American Rescue Plan Recovery Grant PO220068	*See footnote below	N	S
AGS881LA	N	\$ 7,500	O	\$ 15,000	\$ 6,000	09/28/21	10/01/21	11/30/21	Hawaii International Film Festival	Funding assistance in support of SFCA Project FY22-0026, American Rescue Plan Recovery Grant PO220069	*See footnote below	N	S
AGS881LA	N	\$ 7,500	O	\$ 15,000	\$ 6,000	09/28/21	10/01/21	11/30/21	Hawaii Symphony Orchestra	Funding assistance in support of SFCA Project FY22-0013, American Rescue Plan Recovery Grant PO220070	*See footnote below	N	S
AGS881LA	N	\$ 7,500	O	\$ 15,000	\$ 15,000	09/28/21	10/01/21	11/30/21	Hawaii Youth Symphony	Funding assistance in support of SFCA Project FY22-0014, American Rescue Plan Recovery Grant PO220071	*See footnote below	N	S
AGS881LA	N	\$ 7,500	O	\$ 15,000	\$ 15,000	09/28/21	10/01/21	11/30/21	Honolulu Biennial Foundation	Funding assistance in support of SFCA Project FY22-0083, American Rescue Plan Recovery Grant PO220072	*See footnote below	N	S
AGS881LA	N	\$ 7,500	O	\$ 15,000	\$ 15,000	09/28/21	10/01/21	11/30/21	Hui O Wa'a Kaulua	Funding assistance in support of SFCA Project FY22-0059, American Rescue Plan Recovery Grant PO220073	*See footnote below	N	S
AGS881LA	N	\$ 7,500	O	\$ 15,000	\$ 6,000	09/28/21	10/01/21	11/30/21	Hula Preservation Society	Funding assistance in support of SFCA Project FY22-0080, American Rescue Plan Recovery Grant PO220074	*See footnote below	N	S

Department of Accounting and General Services
Active Contracts as of December 1, 2021

Table 14

Prog ID	MOF	Amount	Frequency (M/A/O)	Max Value	Outstanding Balance	Date Executed	From	To	Entity	Contract Description	Explanation of How Contract is Monitored	POS Y/N	Category E/L/P/C/G/S/*
AGS881LA	N	\$ 7,500	O	\$ 15,000	\$ 6,000	09/28/21	10/01/21	11/30/21	Kamuela Philharmonic Orchestra	Funding assistance in support of SFCA Project FY22-0029, American Rescue Plan Recovery Grant PO220075	*See footnote below	N	S
AGS881LA	N	\$ 7,500	O	\$ 15,000	\$ 15,000	09/28/21	10/01/21	11/30/21	Kona Historical Society	Funding assistance in support of SFCA Project FY22-0085, American Rescue Plan Recovery Grant PO220076	*See footnote below	N	S
AGS881LA	N	\$ 7,500	O	\$ 15,000	\$ 6,000	09/28/21	10/01/21	11/30/21	Kahuli Leo Le'a	Funding assistance in support of SFCA Project FY22-0037, American Rescue Plan Recovery Grant PO220077	*See footnote below	N	S
AGS881LA	N	\$ 7,500	O	\$ 15,000	\$ 6,000	09/28/21	10/01/21	11/30/21	Maui Academy of Performing Arts	Funding assistance in support of SFCA Project FY22-0018, American Rescue Plan Recovery Grant PO220078	*See footnote below	N	S
AGS881LA	N	\$ 7,500	O	\$ 15,000	\$ 6,000	09/28/21	10/01/21	11/30/21	Maui Dance Council	Funding assistance in support of SFCA Project FY22-0036, American Rescue Plan Recovery Grant PO220079	*See footnote below	N	S
AGS881LA	N	\$ 7,500	O	\$ 15,000	\$ 6,000	09/29/21	10/01/21	11/30/21	Monkey Waterfall	Funding assistance in support of SFCA Project FY22-0087, American Rescue Plan Recovery Grant PO220080	*See footnote below	N	S
AGS881LA	N	\$ 7,500	O	\$ 15,000	\$ 6,000	09/30/21	10/01/21	11/30/21	Pa'l Foundation	Funding assistance in support of SFCA Project FY22-0095, American Rescue Plan Recovery Grant PO220081	*See footnote below	N	S
AGS881LA	N	\$ 7,500	O	\$ 15,000	\$ 6,000	09/29/21	10/01/21	11/30/21	Pulama Na Liko	Funding assistance in support of SFCA Project FY22-0038, American Rescue Plan Recovery Grant PO220082	*See footnote below	N	S
AGS881LA	N	\$ 7,500	O	\$ 15,000	\$ 6,000	09/28/21	10/01/21	11/30/21	Friends of Iolani Palace	Funding assistance in support of SFCA Project FY22-0069, American Rescue Plan Recovery Grant PO220083	*See footnote below	N	S
AGS881LA	N	\$ 7,500	O	\$ 15,000	\$ 6,000	09/28/21	10/01/21	11/30/21	West Hawaii Dance Theatre	Funding assistance in support of SFCA Project FY22-0003, American Rescue Plan Recovery Grant PO220084	*See footnote below	N	S
AGS881LA	N	\$ 7,500	O	\$ 15,000	\$ 6,000	09/28/21	10/01/21	11/30/21	Young of Heart Workshop	Funding assistance in support of SFCA Project FY22-0027, American Rescue Plan Recovery Grant PO220085	*See footnote below	N	S
AGS881LA	N	\$ 7,500	O	\$ 15,000	\$ 6,000	09/28/21	10/01/21	11/30/21	Kona Dance & Performing Arts	Funding assistance in support of SFCA Project FY22-0009, American Rescue Plan Recovery Grant PO220086	*See footnote below	N	S

Department of Accounting and General Services
Active Contracts as of December 1, 2021

Table 14

Prog ID	MOF	Amount	Frequency (M/A/O)	Max Value	Outstanding Balance	Date Executed	From	To	Entity	Contract Description	Explanation of How Contract is Monitored	POS Y/N	Category E/L/P/C/G/S/*
AGS881LA	B	\$ 11,268	O	\$ 33,804	\$ 32,204	12/04/20	12/07/20	12/31/22	Axiell ALM Canada Inc.	Continuation of implementation of New Management Collection System Database PO210167	*See footnote below	N	S
AGS881LA	B	\$ 2,400	O	\$ 7,200	\$ 7,200	12/04/20	12/07/20	12/31/22	Axiell ALM Canada Inc.	Additional costs-Continuation of implementation of New Management Collection System Database PO220013	*See footnote below	N	S
AGS881LA	B	\$ 110,000	O	\$ 596,000	\$ 46,000	06/04/13	06/04/13	12/31/21	Bennett, Carol	Creation/delivery of an exterior work of art for the Honolulu International Airport, Consolidated Rent-A-Car Center C62036	*See footnote below	N	S
AGS881LA	B	\$ 46,800	O	\$ 234,000	\$ 54,000	08/22/13	09/01/13	06/30/22	Browne, Sean K.L.	Creation/installation of an interior stone sculpture for the Honolulu International Airport, Inter Island Terminal, Mauka Extension C62247	*See footnote below	N	S
AGS881LA	B	\$ 30,000	O	\$ 265,000	\$ 190,000	08/29/13	11/01/13	12/31/21	Young, Doug	Creation/installation of two interior works of art for the Honolulu International Airport C62424	*See footnote below	N	S
AGS881LA	B	\$ 50,000	O	\$ 300,000	\$ 168,000	03/17/15	03/25/15	12/31/21	Alisa, Mataumu	Creation/installation of an exterior work of art for the Kahului Airport, Consolidated Rent-A-Car Center C63770	*See footnote below	N	S
AGS881LA	B	\$ 30,000	O	\$ 150,000	\$ 36,475	03/27/15	03/27/15	06/30/22	Chai, Mark A.	Creation/installation of two interior suspended sculptures for the Honolulu International Airport, Inter Island Terminal, Mauka Extension C63792	*See footnote below	N	S
AGS881LA	B	\$ 79,742	O	\$ 239,228	\$ 15,152	07/17/17	07/19/17	06/30/18	Department of Education	Provide services to implement a visual arts in education and exhibition program for the Art in Public Places project for FY18 C64237	*See footnote below	N	S
AGS881LA	B	\$ 14,286	O	\$ 100,000	\$ 88,500	10/03/17	11/28/17	12/31/22	Spindt, Allan H.	Creation/installation of an exterior work of art at Waimea Canyon Middle School C66243	*See footnote below	N	S
AGS881LA	B	\$ 14,286	O	\$ 100,000	\$ 18,500	10/03/17	12/12/17	12/31/21	Tolutau, Asipeli Havea	Creation/installation of an exterior work of art at Keaau Elementary School C66244	*See footnote below	N	S
AGS881LA	B	\$ 70,000	O	\$ 350,000	\$ 99,980	06/01/18	06/01/18	12/31/21	Oneill, Calley	Creation/installation of an exterior mural at Ellison Onizuka Kona International Airport C66821	*See footnote below	N	S
AGS881LA	B	\$ 14,286	O	\$ 100,000	\$ 47,100	06/01/18	06/08/18	12/31/22	Zebzda, Wayne	Creation/installation of an exterior work of art at Waianae Intermediate School C66885	*See footnote below	N	S

Department of Accounting and General Services
Active Contracts as of December 1, 2021

Table 14

Prog ID	MOF	Amount	Frequency (M/A/O)	Max Value	Outstanding Balance	Date Executed	From	To	Entity	Contract Description	Explanation of How Contract is Monitored	POS Y/N	Category E/L/P/C/G/S/*
AGS881LA	B	\$ 20,000	O	\$ 120,000	\$ 92,400	06/13/18	06/20/18	12/31/21	X.E.N. Design Inc.	Creation/installation of a site specific work of art at Nanakuli Public Library C66927	*See footnote below	N	S
AGS881LA	B	\$ 14,286	O	\$ 100,000	\$ 78,500	06/18/18	07/02/18	12/31/21	Nakamura, Stuart	Creation/installation of an exterior work of art for the Waimea Middle Public Conversion Charter School C67060	*See footnote below	N	S
AGS881LA	B	\$ 14,286	O	\$ 100,000	\$ 93,500	08/08/18	08/08/18	12/31/21	Duffet, Kim Sculptor LLC	Creation/installation of an exterior work of art for the Haiku Elementary School C67232	*See footnote below	N	S
AGS881LA	B	\$ 33,333	O	\$ 283,270	\$ 250,770	08/15/18	08/15/18	12/31/21	Kelley Hestir Art Inc.	Creation/installation of a site specific work of art-Filipino Veterans of WWII Monument C67291	*See footnote below	N	S
AGS881LA	B	\$ 17,451	M	\$ 210,497	\$ 66,274	01/13/20	02/01/21	01/31/22	Alii Security Systems	Security services for the Hawaii State Art Museum (HISAM) PO210178	*See footnote below	N	S
AGS881LA	B	\$ 140	M	\$ 1,675	\$ 558	01/07/21	01/30/21	01/29/22	Pitney Bowes Global Financial	Lease and maintenance charges for FY21 PO210184	*See footnote below	N	S
AGS881LA	B	\$ 5,759	O	\$ 17,277	\$ 8,691	01/25/21	01/28/21	12/31/21	Harvey, Donald	Maintenance of various APP commissioned works of art PO210185	*See footnote below	N	S
AGS881LA	B	\$ 17,057	O	\$ 51,170	\$ 12,792	09/10/20	01/01/21	06/30/21	Maui Dance Council	Funding assistance in support of SFCA Project No.FY21-0086, Artists in the School Grants School Year 2020-2021 PO210195	*See footnote below	N	S
AGS881LA	B	\$ 1,577	O	\$ 4,733	\$ 4,733	03/12/21	03/22/21	02/28/22	West Oahu Aggregate Co., Inc.	Delivery, pick up and disposal of 4, 40yd rubbish bins, vendor to supply laborers to fill the bins PO210205	*See footnote below	N	S
AGS881LA	B	\$ 12,473	O	\$ 37,420	\$ 15,916	03/08/21	03/15/21	03/10/22	Tree Concepts Hawaii	Landscape maintenance of the Sculpture Garden and Courtyard PO210206	*See footnote below	N	S
AGS881LA	B	\$ 2,000	O	\$ 6,000	\$ 6,000	06/17/20	06/15/20	12/31/21	Wall-to-Wall Studios Inc.	Additional costs-Provide display and interpretive work necessary for the exhibition of art in response to the COVID-19 pandemic fulfilling Section 103-8.5 requirements in regards to how HISAM engages the community with the APP collections PO210233	*See footnote below	N	S
AGS881LA	B	\$ 15,333	O	\$ 46,000	\$ 36,800	05/12/21	05/17/21	04/30/22	Artisan Restoration Intl. Inc.	Conservation and maintenance of APP Commissioned Work of Art for the period PO210252	*See footnote below	N	S

Department of Accounting and General Services
Active Contracts as of December 1, 2021

Table 14

Prog ID	MOF	Amount	Frequency (M/A/O)	Max Value	Outstanding Balance	Date Executed	From	To	Entity	Contract Description	Explanation of How Contract is Monitored	POS Y/N	Category E/L/P/C/G/S/*
AGS881LA	B	\$ 7,068	O	\$ 28,272	\$ 18,063	05/26/21	05/31/21	12/31/21	Hayashi, Paul Tsuneo	Photo sessions to document Works of Art in the APP Collection including reproduction rights, TIFF and JPG digital files on DVD/CD Rom PO210265	*See footnote below	N	S
AGS881LA	N	\$ 6,668	O	\$ 20,000	\$ 16,000	08/31/21	07/01/21	06/30/22	National Organization for Traditional Artists	Funding assistance in support of SFCA Project # FY22-0210 Folk & Traditional Arts Program Support C69786	*See footnote below	N	S
AGS881LA	N	\$ 4,433	O	\$ 13,300	\$ 13,300	09/22/21	09/23/21	06/30/22	Honolulu Theatre for Youth	Professional development for Teaching Artists and Classroom Teachers for FY2021-FY2022 School Year PO220040	*See footnote below	N	S
AGS881LA	N	\$ 4,444	O	\$ 13,333	\$ 13,333	09/20/21	09/21/21	06/30/22	Mauai Arts & Cultural Center	Professional Development for Teachers and Teaching Artists for the school year FY2021-2022 PO220041	*See footnote below	N	S
AGS881LA	B	\$ 2,483	O	\$ 7,450	\$ 3,347	09/28/21	08/01/21	06/30/22	Cook, Christine Anne	Funding assistance in support of SFCA Project, Artists in the School Grants FY2021-2022 PO220045	*See footnote below	N	S
AGS881LA	N	\$ 10,000	O	\$ 30,000	\$ 30,000	09/20/21	09/21/21	06/30/22	Honolulu Theatre for Youth	Teaching Artists Institute for the Artistic Teaching Partners of SFCA PO220059	*See footnote below	N	S
AGS881LA	B	\$ 50,000	O	\$ 300,000	\$ 291,000	06/22/21	07/01/21	12/31/24	Bodner, Jessica	Creation/installation of an exterior work of art for the University of Hawaii West Oahu C69687	*See footnote below	N	S
AGS881LA	B	\$ 40,167	O	\$ 241,000	\$ 241,000	06/22/21	07/01/21	12/31/24	Chun, Maureen-Michelle K.	Creation/installation of an exterior work of art for the Kapiolani Community College Culinary Institute of the Pacific C69688	*See footnote below	N	S
AGS881LA	B	\$ 13,767	O	\$ 82,600	\$ 48,563	06/25/21	07/01/21	12/31/21	AI Media LLC	Temporary assistance to develop and promote exhibition-related programs and other community events to increase access to arts, including coordinating exhibition openings, evening events and weekend events PO220003	*See footnote below	N	S
AGS881LA	B	\$ 54,359	O	\$ 271,796	\$ 271,796	06/21/21	07/01/21	06/30/22	Lowinger, Rosa & Associates	Conservation of Commissioned Works of Art located at various State properties around Oahu PO220008	*See footnote below	N	S
AGS881LA	B	\$ 600	M	\$ 2,400	\$ 2,400	07/01/21	08/01/21	11/30/21	Bromelkamp Company LLC	Basic support fee for transition period estimated August 1- Nov. 30, 2021 PO220009	*See footnote below	N	S

Department of Accounting and General Services
Active Contracts as of December 1, 2021

Table 14

Prog ID	MOF	Amount	Frequency (M/A/O)	Max Value	Outstanding Balance	Date Executed	From	To	Entity	Contract Description	Explanation of How Contract is Monitored	POS Y/N	Category E/L/P/C/G/S/*
AGS881LA	B	\$ 6,700	O	\$ 33,500	\$ 14,652	06/30/21	07/01/21	12/31/21	DTL LLC	Social Media management service PO220024	*See footnote below	N	S
AGS881LA	B	\$ 17,184	M	\$ 171,844	\$ 168,527	08/15/21	09/01/21	06/30/22	Staffing Solutions of Hawaii	To supply a pool of individuals to provide interpretive guide services at HiSAM PO220037	*See footnote below	N	S
AGS881LA	B	\$ 2,575	M	\$ 2,575	\$ 2,575	09/28/21	10/18/21	11/01/21	Pioneer Machinery Inc.	Demolition and disposal of HiSAM's front desk PO220038	*See footnote below	N	S
AGS881LA	B	\$ 10,080	O	\$ 40,319	\$ 40,319	09/17/21	02/22/22	06/30/22	Roberts Hawaii School Bus	Transportation services for Elementary Students from various O'ahu Schools to HiSAM for the Art Bento Program PO220039	*See footnote below	N	S
AGS881LA	B	\$ 16,000	O	\$ 32,000	\$ 8,000	09/23/21	08/01/21	06/30/22	Create With Clay Hawaii Inc.	Funding assistance in support of SFCA Project FY22-106, Artists in the School Grants FY2021-2022 PO220048	*See footnote below	N	S
AGS881LA	B	\$ 2,409	O	\$ 4,818	\$ 1,204	09/28/21	08/01/21	06/30/22	Hawaii Opera Theatre	Funding assistance in support of SFCA Project FY22-112, Artists in the School Grants 2021- 2022 PO220051	*See footnote below	N	S
AGS881LA	B	\$ 26,690	O	\$ 53,381	\$ 13,345	09/28/21	08/01/21	06/30/22	Honolulu Theatre for Youth	Funding assistance in support of SFCA Project FY22-113, Artists in the School Grants 2021-2022 PO220052	*See footnote below	N	S
AGS881LA	B	\$ 19,670	O	\$ 39,340	\$ 9,835	09/29/21	08/01/21	06/30/22	Maui Dance Council	Funding assistance in support of SFCA Project FY22-117, Artists in the School Grants 2021-2022 PO220056	*See footnote below	N	S
AGS881LA	N	\$ 3,500	O	\$ 7,000	\$ 3,500	09/22/21	08/01/21	06/30/22	Cowell, Michael R.	Funding assistance in support of SFCA Project FY22-110, Artists in the School Grants 2021-2022 PO220050	*See footnote below	N	S
AGS881LA	A	\$ 1,545	O	\$ 3,090	\$ 3,090	10/31/21	10/01/21	06/30/22	Osborne, Leslie	Funding assistance in support of SFCA Project FY22-119, Artists in the Schools Grant School Year 2021-2022 PO220101	*See footnote below	N	S
AGS881LA	N	\$ 6,245	O	\$ 12,492	\$ 12,492	10/31/21	10/01/21	06/30/22	Osborne, Leslie	Funding assistance in support of SFCA Project FY22-119, Artists in the Schools Grant School Year 2021-2022 PO220102	*See footnote below	N	S
AGS881LA	A	\$ 1,250	O	\$ 2,500	\$ 2,500	10/20/21	10/30/21	06/30/22	Angeles, Zachary-Jordan	Funding assistance in support of SFCA Project FY22-205, Emerging Artist Program SY 2021-2022 PO220108	*See footnote below	N	S
AGS881LA	A	\$ 1,250	O	\$ 2,500	\$ 2,500	10/20/21	10/30/21	06/30/22	Womack, Kiara	Funding assistance in support of SFCA Project FY22-204, Emerging Artist Program SY2021-2022 PO220113	*See footnote below	N	S

Department of Accounting and General Services
Active Contracts as of December 1, 2021

Table 14

Prog ID	MOF	Amount	Frequency (M/A/O)	Max Value	Outstanding Balance	Date Executed	From	To	Entity	Contract Description	Explanation of How Contract is Monitored	POS Y/N	Category E/L/P/C/G/S/*
AGS881LA	A	\$ 7,500	O	\$ 15,000	\$ 15,000	11/03/21	07/01/21	06/30/22	Hawaii Council for the Humanities	Funding assistance in support of SFCA Project FY22-0037, Hawaii History Day 2021-2022 PO220120	*See footnote below	N	S
AGS881LA	A	\$ 7,500	O	\$ 15,000	\$ 15,000	10/31/21	07/01/21	06/30/22	Hawaii Institute for Music Enrichment	Funding assistance in support of SFCA Project FY22-0004, Hawaiian Steel Guitar Festivals and Showcases PO220121	*See footnote below	N	S
AGS881LA	A	\$ 7,500	O	\$ 15,000	\$ 15,000	10/31/21	07/01/21	06/30/22	Hawaii Opera Theatre	Funding assistance in support of SFCA Project FY22-0082, Hawaii Opera Theatre - Education Programs PO220122	*See footnote below	N	S
AGS881LA	A	\$ 7,500	O	\$ 15,000	\$ 15,000	10/18/21	07/01/21	06/30/22	Hawaii Performing Arts Company	Funding assistance in support of SFCA Project FY22-0017, Production Support of MVT's 2021-2022 Theatre Season PO220123	*See footnote below	N	S
AGS881LA	A	\$ 7,500	O	\$ 15,000	\$ 15,000	10/20/21	07/01/21	06/30/22	Bamboo Ridge Press	Funding assistance in support of SFCA Project FY22-0018, Publication of Literary Books PO220114	*See footnote below	N	S
AGS881LA	A	\$ 7,500	O	\$ 15,000	\$ 15,000	10/31/21	07/01/21	06/30/22	Ballet Hawaii	Funding assistance in support of SFCA Project FY22-0006, Ballet Hawaii Presents 2021-2022 PO220115	*See footnote below	N	S
AGS881LA	A	\$ 7,500	O	\$ 15,000	\$ 15,000	10/20/21	07/01/21	06/30/22	Hawaii Alliance for Arts Education	Funding assistance in support of SFCA Project FY22-0049, Traditional Arts Program PO220118	*See footnote below	N	S
AGS881LA	A	\$ 266	O	\$ 532	\$ 532	10/31/21	01/01/22	06/30/22	Kim, Bonnie J.	Funding assistance in support of SFCA Project FY22-115, Artists in the Schools Grant School Year 2021-2022 PO220105	*See footnote below	N	S
AGS881LA	B	\$ 7,734	O	\$ 15,468	\$ 15,468	10/31/21	01/01/22	06/30/22	Kim, Bonnie J.	Funding assistance in support of SFCA Project FY22-115, Artists in the Schools Grant School Year 2021-2022 PO220106	*See footnote below	N	S
AGS881LA	A	\$ 7,500	O	\$ 15,000	\$ 15,000	10/31/21	07/01/21	06/30/22	Hawaii Theatre Center	Funding assistance in support of SFCA Project FY22-0003, pARTners for the Arts 2021-2022 PO220131	*See footnote below	N	S
AGS881LA	A	\$ 7,500	O	\$ 15,000	\$ 15,000	10/31/21	07/01/21	06/30/22	Hawaii Youth Opera Chorus	Funding assistance in support of SFCA Project FY22-0036, Music Education and Performance in Oahu, emphasizing Hawaiian Culture PO220132	*See footnote below	N	S
AGS881LA	A	\$ 2,500	O	\$ 5,000	\$ 5,000	10/20/21	07/01/21	06/30/22	Historic Hawaii Foundation	Funding assistance in support of SFCA Project FY22-0043, Historic District Story Maps PO220133	*See footnote below	N	S

Department of Accounting and General Services
Active Contracts as of December 1, 2021

Table 14

Prog ID	MOF	Amount	Frequency (M/A/O)	Max Value	Outstanding Balance	Date Executed	From	To	Entity	Contract Description	Explanation of How Contract is Monitored	POS Y/N	Category E/L/P/C/G/S/*
AGS881LA	A	\$ 7,500	O	\$ 15,000	\$ 15,000	10/18/21	07/01/21	06/30/22	Honolulu Theatre for Youth	Funding assistance in support of SFCA Project FY22-0007, 1 HTY Virtual Field Trip Production & 1 Live Site-Specific Show PO220134	*See footnote below	N	S
AGS881LA	A	\$ 7,500	O	\$ 15,000	\$ 15,000	10/18/21	07/01/21	06/30/22	Manoa Heritage Center	Funding assistance in support of SFCA Project FY22-0048, Engaging Community to Build Cultural Resilience PO220140	*See footnote below	N	S
AGS881LA	A	\$ 7,500	O	\$ 15,000	\$ 15,000	10/20/21	07/01/21	06/30/22	Nova Arts Foundation	Funding assistance in support of SFCA Project FY22-0026, Oh My Goddess! (Ola Ko'u Akua Wahine!) Phase 1: Creation PO220143	*See footnote below	N	S
AGS881LA	A	\$ 7,500	O	\$ 15,000	\$ 15,000	10/18/21	07/01/21	06/30/22	Read To Me International Foundation	Funding assistance in support of SFCA Project FY22-0035, Haku Mo'olelo - Using Art to Maintain the Mother-Child Connection PO220146	*See footnote below	N	S
AGS881LA	A	\$ 7,500	O	\$ 15,000	\$ 15,000	10/20/21	07/01/21	06/30/22	Sounding Joy Music Therapy	Funding assistance in support of SFCA Project FY22-0070, Music for Lifelong Resilience: Engaging Older Adults through Music PO220148	*See footnote below	N	S
AGS881LA	A	\$ 5,000	O	\$ 10,000	\$ 10,000	10/20/21	07/01/21	06/30/22	University of Hawaii	Funding assistance in support of SFCA Project FY22-0022, World Performance Series PO220149	*See footnote below	N	S
AGS881LA	N	\$ 3,500	O	\$ 7,000	\$ 7,000	10/11/21	10/01/21	06/30/22	Carter, Ashiya K.	Funding assistance in support of SFCA Project FY22-103, Artists in the Schools Grants FY2021-2022 PO220087	*See footnote below	N	S
AGS881LA	B	\$ 8,000	O	\$ 16,000	\$ 16,000	10/11/21	10/01/21	06/30/22	Carter, Ashiya K.	Funding assistance in support of SFCA Project FY22-103, Artists in the Schools Grants FY2021-2022 PO220088	*See footnote below	N	S
AGS881LA	B	\$ 3,975	O	\$ 7,950	\$ 3,738	09/28/21	08/01/21	06/30/22	Costigan, Maggie A.	Funding assistance in support of SFCA Project FY22-105, Artists in the Schools Grants FY2021-2022 PO220090	*See footnote below	N	S
AGS881LA	N	\$ 3,500	O	\$ 7,000	\$ 7,000	09/27/21	08/01/21	06/30/22	Adams, Lisa Louise	Funding assistance in support of SFCA Project FY22-101, Artists in the Schools Grants FY2021-2022 PO 220091	*See footnote below	N	S
AGS881LA	B	\$ 20,000	O	\$ 40,000	\$ 40,000	09/27/21	08/01/21	06/30/22	Adams, Lisa Louise	Funding assistance in support of SFCA Project FY22-101, Artists in the Schools Grants FY2021-2022 PO 220092	*See footnote below	N	S

Department of Accounting and General Services
Active Contracts as of December 1, 2021

Table 14

Prog ID	MOF	Amount	Frequency (M/A/O)	Max Value	Outstanding Balance	Date Executed	From	To	Entity	Contract Description	Explanation of How Contract is Monitored	POS Y/N	Category E/L/P/C/G/S/*
AGS881LA	B	\$ 3,673	O	\$ 11,020	\$ 11,020	10/22/21	10/29/21	06/30/22	Cowell, Michael R.	Funding assistance in support of SFCA Project, Art Bento Program School Year 2021-2022 PO220093	*See footnote below	N	S
AGS881LA	B	\$ 2,193	O	\$ 6,580	\$ 6,580	10/20/21	10/20/21	06/30/22	Kean, Steven	Funding assistance in support of SFCA Project, Art Bento Program SY 2021-2022 PO220094	*See footnote below	N	S
AGS881LA	B	\$ 890	O	\$ 2,670	\$ 2,670	10/20/21	10/20/21	06/30/22	Nakanishi, Laurel Salinas	Funding assistance in support of SFCA Project, ArtBento Program SY2021-2022 PO220096	*See footnote below	N	S
AGS881LA	N	\$ 3,500	O	\$ 7,000	\$ 7,000	10/31/21	01/01/22	06/30/22	Shun, Hannah	Funding assistance in support of SFCA Project FY22-121, Artists in the Schools Grant School Year 2021-2022 PO220103	*See footnote below	N	S
AGS881LA	N	\$ 5,989	O	\$ 11,979	\$ 11,979	09/29/21	08/01/21	06/30/22	Dodge, Alyce C.	Funding assistance in support of SFCA ProjectFY22-109, Artists in the Schools Grant School Year2021-2022 PO220107	*See footnote below	N	S
AGS881LA	N	\$ 2,500	O	\$ 5,000	\$ 5,000	10/31/21	07/01/21	06/30/22	Hawaii Concert Society	Funding assistance in support of SFCA Project FY22-0016, Hawaii Concert Society Season 2021-2022 PO220119	*See footnote below	N	S
AGS881LA	N	\$ 5,000	O	\$ 10,000	\$ 10,000	10/18/21	07/01/21	06/30/22	East Hawaii Cultural Center	Funding assistance in support of SFCA Project FY22-0032, Young at Art PO220116	*See footnote below	N	S
AGS881LA	N	\$ 7,500	O	\$ 15,000	\$ 15,000	10/18/21	07/01/21	06/30/22	Hana Arts	Funding assistance in support of SFCA Project FY22-0056, Strengthening the East Maui Community through Art PO220117	*See footnote below	N	S
AGS881LA	B	\$ 12,000	O	\$ 24,000	\$ 24,000	10/31/21	01/01/22	06/30/22	Nakanishi, Laurel Salinas	Funding assistance in support of SFCA Project FY22-118, Artists in the Schools Grants School Year 2021-2022 PO220104	*See footnote below	N	S
AGS881LA	B	\$ 2,500	O	\$ 5,000	\$ 5,000	10/20/21	10/30/21	06/30/22	Create With Clay Hawaii Inc.	Funding assistance in support of SFCA Project FY22-210, Emerging Artist Program SY2021-2022 PO220109	*See footnote below	N	S
AGS881LA	B	\$ 1,250	O	\$ 2,500	\$ 2,500	10/20/21	10/30/21	06/30/22	Garrett, Monica	Funding assistance in support of SFCA ProjectFY22-203, Emerging Artist Program SY2021-2022 PO220110	*See footnote below	N	S
AGS881LA	B	\$ 1,250	O	\$ 2,500	\$ 2,500	10/20/21	10/30/21	06/30/22	Moan, Tamara	Funding assistance in support of SFCA Project FY22-208, Emerging Artist Program SY 2021-2022 PO220111	*See footnote below	N	S
AGS881LA	B	\$ 1,250	O	\$ 2,500	\$ 2,500	10/20/21	10/30/21	06/30/22	Robbins, Vicky K.	Funding assistance in support of SFCA Project FY22-209, Emerging Artist Program SY2021-2022 PO220112	*See footnote below	N	S

Department of Accounting and General Services
Active Contracts as of December 1, 2021

Table 14

Prog ID	MOF	Amount	Frequency (M/A/O)	Max Value	Outstanding Balance	Date Executed	From	To	Entity	Contract Description	Explanation of How Contract is Monitored	POS Y/N	Category E/L/P/C/G/S/*
AGS881LA	B	\$ 31,190	O	\$ 218,325	\$ 218,325	10/01/21	11/01/21	06/30/22	Lighthouse Project	Video production services for Interpretive Work for HiSAM exhibits and the Artists in the APP Collection PO220129	*See footnote below	N	S
AGS881LA	B	\$ 3,296	O	\$ 9,890	\$ 9,890	10/20/21	10/20/21	06/30/22	Liu, Lai Ue	Funding assistance in support of SFCA Project, ArtBento Program SY2021-2022 PO220095	*See footnote below	N	S
AGS881LA	B	\$ 2,413	O	\$ 7,240	\$ 7,240	10/16/21	10/20/21	06/30/22	Shun, Hannah	Funding assistance in support of SFCA Project, ArtBento Program SY2021-2022 PO220097	*See footnote below	N	S
AGS881LA	B	\$ 2,966	O	\$ 8,900	\$ 8,900	10/20/21	10/20/21	06/30/22	Wisnosky, Merium Evelyn	Funding assistance in support of SFCA Project, ArtBento Program SY2021-2022 PO220098	*See footnote below	N	S
AGS881LA	N	\$ 10,000	O	\$ 20,000	\$ 20,000	10/05/21	10/01/21	06/30/22	Honolulu Theatre for Youth	Funding assistance in support of SFCA Project FY22-0100, Poetry Out Loud PO220130	*See footnote below	N	S
AGS881LA	N	\$ 7,500	O	\$ 15,000	\$ 15,000	10/20/21	07/01/21	06/30/22	Hui Noeau	Funding assistance in support of SFCA Project FY22-0012, Enhancing Lives on Maui through Visual Arts Education PO220135	*See footnote below	N	S
AGS881LA	N	\$ 7,500	O	\$ 15,000	\$ 15,000	10/20/21	07/01/21	06/30/22	Maui Arts & Cultural Center	Funding assistance in support of SFCA Project FY22-0027, MACC Presents: 2021-2022:Selected Works PO220141	*See footnote below	N	S
AGS881LA	N	\$ 7,500	O	\$ 15,000	\$ 15,000	10/18/21	07/01/21	06/30/22	Maui Pops Orchestra	Funding assistance in support of SFCA Project FY22-0021, Maui Pops Orchestra 2021-2022 Concert Season PO220142	*See footnote below	N	S
AGS881LA	N	\$ 7,500	O	\$ 15,000	\$ 15,000	10/20/21	07/01/21	06/30/22	Holualoa Foundation for Arts & Culture	Funding assistance in support of SFCA Project FY22-0078, Donkey Mill Art Center Exhibition Program 2021-2022 PO220136	*See footnote below	N	S
AGS881LA	N	\$ 7,500	O	\$ 15,000	\$ 15,000	11/09/21	07/01/21	06/30/22	Kahilu Theatre Foundation	Funding assistance in support of SFCA Project FY22-0084, Kahilu Theatre 2021-2022 Season PO220137	*See footnote below	N	S
AGS881LA	N	\$ 7,500	O	\$ 15,000	\$ 15,000	10/18/21	07/01/21	06/30/22	Kumu Kahua Theatre	Funding assistance in support of SFCA Project FY22-0041, Kumu Kahua Theatre 2022 Season PO220138	*See footnote below	N	S
AGS881LA	N	\$ 5,000	O	\$ 10,000	\$ 10,000	10/20/21	07/01/21	06/30/22	Lanai Academy of Performing Arts	Funding assistance in support of SFCA Project FY22-0047, Acting, Music, Dance, and Creative Writing Classes PO220139	*See footnote below	N	S
AGS881LA	N	\$ 2,622	O	\$ 5,245	\$ 5,245	11/03/21	07/01/21	06/30/22	Prince Dance Company	Funding assistance in support of SFCA Project FY22-0064, Prince Dance Company Performing Arts Education Outreach in Schools PO220145-01	*See footnote below	N	S

Department of Accounting and General Services
Active Contracts as of December 1, 2021

Table 14

Prog ID	MOF	Amount	Frequency (M/A/O)	Max Value	Outstanding Balance	Date Executed	From	To	Entity	Contract Description	Explanation of How Contract is Monitored	POS Y/N	Category E/L/P/C/G/S/*
AGS881LA	N	\$ 4,877	O	\$ 9,755	\$ 9,755	11/03/21	07/01/21	06/30/22	Prince Dance Company	Funding assistance in support of SFCA Project FY22-0064, Prince Dance Company Performing Arts Education Outreach in Schools PO220145-02	*See footnote below	N	S
AGS881LA	N	\$ 1,946	O	\$ 3,893	\$ 3,893	10/20/21	07/01/21	06/30/22	Society for Kona's Education & Arts	Funding assistance in support of SFCA Project FY22-0077, The Art of Community Learning PO220147-01	*See footnote below	N	S
AGS881LA	N	\$ 553	O	\$ 1,107	\$ 1,107	10/20/21	07/01/21	06/30/22	Society for Kona's Education & Arts	Funding assistance in support of SFCA Project FY22-0077, The Art of Community Learning PO220147-02	*See footnote below	N	S
AGS881LA	N	\$ 2,500	O	\$ 5,000	\$ 5,000	10/20/21	07/01/21	06/30/22	Society for Kona's Education & Arts	Funding assistance in support of SFCA Project FY22-0077, The Art of Community Learning PO220147-03	*See footnote below	N	S
AGS881LA	N	\$ 2,500	O	\$ 5,000	\$ 5,000	10/31/21	07/01/21	06/30/22	Portuguese Association of Maui	Funding assistance in support of SFCA Project FY22-0081, Basic Portuguese Culture PO220144	*See footnote below	N	S
AGS881LA	B	\$ 2,833	O	\$ 8,500	\$ 8,500	10/16/21	10/20/21	06/30/22	Karabinus, Denise	Funding assistance in support of SFCA Project, Art Bento Program School Year 2021-2022 PO220150	*See footnote below	N	S
AGS881LA	B	\$ 901	O	\$ 2,705	\$ 2,705	11/07/21	11/10/21	06/30/22	Train, Elizabeth Davis	Funding assistance in support of SFCA Project, Art Bento Program SY2021-2022 PO220151	*See footnote below	N	S
AGS881LA	V	\$ 313,000	O	\$ 626,000	\$ 626,000	09/22/21	07/01/21	06/30/22	Bishop Museum	Grant for the Corona State Fiscal Recovery Funds (CSFRF) for FY22 C69878	*See footnote below	N	S
AGS881LA	V	\$ 360,000	O	\$ 720,000	\$ 720,000	09/24/21	07/01/21	06/30/22	Friends of Iolani Palace	Grant for the Corona State Fiscal Recovery Funds (CSFRF) for FY22 C69879	*See footnote below	N	S
AGS881LA	B	\$ 95,978	O	\$ 287,935	\$ 28,794	07/01/20	07/01/20	06/20/21	Hawaii Alliance for Arts Education	Funding assistance in support of SFCA Project No. FY21-0209, The Art Bento Program at HISAM" C69053	*See footnote below	N	S
*Contract is monitored in accordance with Chapter 9, HRS (State Foundation on Culture and the Arts).													
Stadium Authority													
AGS889MA	B	\$ 491	M	\$ 29,450	\$ 23,069	08/11/20	09/22/20	09/22/25	Xerox	Monthly lease for copier/scanner/printer equipment (60 month lease)	* See footnote below	N	E
AGS889MA	B	\$ 41	M	\$ 2,470	\$ 1,647	01/17/19	03/13/19	03/12/24	Xerox	Monthly lease for copier (60 month lease)	* See footnote below	N	E

Department of Accounting and General Services
Active Contracts as of December 1, 2021

Table 14

Prog ID	MOF	Amount	Frequency (M/A/O)	Max Value	Outstanding Balance	Date Executed	From	To	Entity	Contract Description	Explanation of How Contract is Monitored	POS Y/N	Category E/L/P/C/G/S/*
AGS889MA	B	\$ 6,873	M	\$ 379,661	\$ 54,237	11/01/18	11/01/18	10/31/22	Honeywell International, Inc.	Monthly A/C maintenance & service/trouble calls (one year with option to extend five 12-month periods) Supplemental contract #1 extends 12-months Supplemental contract #2 extends 12-months Supplemental contract #3 extends 12-months	* See footnote below	N	S
AGS889MA	B	2 per pickup	M	\$ 662	\$ 331	03/29/21	04/01/21	03/31/22	C.R. Dispatch Service, Inc. dba Security Armored Car & Courier Service of Hawaii	Armored car services: pickup and delivery of deposit	* See footnote below	N	S
AGS889MA	B	\$ 2,280	M	\$ 229,314	\$ 80,540	11/01/18	11/01/18	10/31/22	Kone, Inc.	Monthly elevator & escalator maintenance, standby service for major events, and service/trouble calls (one year with option to extend four additional 12-month periods) Supplemental contract #1 extends one 12-month period Supplemental contract #2 extends one 12-month period Supplemental contract #3 extends one 12-month period	* See footnote below	N	S

Department of Accounting and General Services
Active Contracts as of December 1, 2021

Table 14

Prog ID	MOF	Amount	Frequency (M/A/O)	Max Value	Outstanding Balance	Date Executed	From	To	Entity	Contract Description	Explanation of How Contract is Monitored	POS Y/N	Category E/L/P/C/G/S/*
AGS889MA	B	ours worked	M	\$ 3,096,013	\$ 80,540	07/19/17	08/01/17	07/31/22	Allied Universal [fka G4S Secure Solutions (USA), Inc.]	Monthly security guards services 24 hours/7 days per week and security guard services at events (3-year contract with option to extend 2 additional 12-month periods) Aug 2017 to July 2020 Supplemental contract #1 to adjust hourly pay Supplemental contract #2 to add services for Bruno Mars, Eagles, and Guns 'N Roses concerts Supplemental contract #3 to add supervisory levels for Eagles and Guns N' Roses concerts Supplemental contract #4 to increase funding for special events Supplemental contract #5 to add services for Monster X Tour events Supplemental contract #6 to add radios for concerts see below	* See footnote below	N	S
AGS889MA	B	con't from above							Allied Universal [fka G4S Secure Solutions (USA), Inc.]	Supplemental contract #7 to add services for Los Angeles Rams game Supplemental contract #8 to add services for Dream Weekend Supplemental contract #9 to add services for Aug 2020 to July 2021 Supplemental contract #10 retroactively change hourly rates effective 7/1/2020 and 1/1/2021 Supplemental contract #11 add services for Aug 2021 to July 2022			
AGS889MA	B	\$ 66	D - quarterly	\$ 1,316	\$ 1,316	09/30/21	10/19/21	10/18/26	Pitney Bowes	Postage meter machine lease (5 years)	* See footnote below	N	E
AGS889MA	B	Varies	In receipt of	\$ 235,200	\$ 28,600	06/20/18	FY 2019	FY 2021	Office of the Auditor for a contract with N&K CPAs Inc	Audit and agreed-upon procedures	* See footnote below	N	S

Department of Accounting and General Services
Active Contracts as of December 1, 2021

Table 14

Prog ID	MOF	Amount	Frequency (M/A/O)	Max Value	Outstanding Balance	Date Executed	From	To	Entity	Contract Description	Explanation of How Contract is Monitored	POS Y/N	Category E/L/P/C/G/S/*
AGS889MA	B	Varies	M	\$ 778,806	\$ 13,505	02/10/17	03/01/17	02/28/22	West Oahu Aggregate Co., Inc.	Refuse collection/disposal (one year with option to extend four 12-month periods) Supplemental contract #1 to extend one year Supplemental contract #2 to increase funding for year 2 Supplemental contract #3 to extend one year Supplemental contract #4 to extend one year Supplemental contract #5 to extend one year	* See footnote below	N	S
AGS889MA	B	\$ 24,453	A	\$ 24,453	\$ 24,453	06/08/20	07/01/19	06/30/20	University of Hawaii	Annual Access Management & CA over IP high speed credit card processing	* See footnote below	N	S
AGS889MA	B	\$ 24,453	A	\$ 24,453	\$ 24,453	10/27/20	07/01/20	06/30/21	University of Hawaii	Annual Access Management & CA over IP high speed credit card processing	* See footnote below	N	S
AGS889MA	B	N/A	Q - quarterly	N/A	N/A	07/01/19	07/01/19	06/30/24	IMG College, LLC	Concession contract - advertising/marketing of Aloha Stadium inventory (Beginning Jun 1, 2019 and ending June 30, 2024, with option to extend three two-year periods.)	** See footnote below	N	S
AGS889MA	B	N/A	M	N/A	N/A	09/01/21	09/01/21	8/31/2022	* Volume Services, Inc.	Contract to market, coordinate, and manage the swap meet (month-to-month permit, not to exceed one year)	Monitoring mtgs. currently being conducted on a weekly basis.	N	S
AGS889MA	B	N/A	M	N/A	N/A	01/03/12	01/06/12	01/05/22	** Volume Services, Inc.	Concession contract - provide food & beverage, catering, and novelty sales for Aloha Stadium events (Jan 6, 2012 to Jan 5, 2022 with option to extend up to five additional years)	** See footnote below	N	S
* Pursuant to HRS Section 103-10, payment shall be made no later than 30 calendar days following the date of receipt of the invoice or after the satisfactory delivery of the goods or performance of the services, whichever is later. The vendor/contractor is owed interest if they cannot be paid within this time period.													
Enhanced 911 Board													
AGS891PA	B	\$ 228,940	O	\$ 228,940	\$ 91,456	04/01/21	04/01/21	12/31/21	Winbourne, LLC	Consultant for transition to NG911	Executive Director	N	E
AGS891PA	B	\$ 70,000	A	\$ 70,000	\$ 14,000	03/01/18	03/01/18	12/31/22	Egami & Ichikawa	Annual CPA Audit	Executive Director	N	S

Department of Accounting and General Services
Active Contracts as of December 1, 2021

Table 14

Prog ID	MOF	Amount	Frequency (M/A/O)	Max Value	Outstanding Balance	Date Executed	From	To	Entity	Contract Description	Explanation of How Contract is Monitored	POS Y/N	Category E/L/P/C/G/S/*
AGS891PA	B	\$ 25,000	M	\$ 25,000	\$ 15,000	06/30/20	06/30/20	06/30/22	Spiegel & McDiarmid	Legal services for E911 Board	AG's Office	N	E
AGS891PA	B	\$ 15,000	M	\$ 15,000	\$ 7,500	12/07/18	12/07/18	12/07/23	Xerox	Printing Services	Executive Director	N	E
Hawaii District Office													
AGS231FB	A	\$ 3,456	M	\$ 43,174	\$ 24,192	08/31/21	07/01/21	06/30/22	Pacific Waste, Inc.	Rubbish Collection-Public Buildings	*See footnote below.	N	S
AGS231FB	A	\$ 4,236	M	\$ 54,672	\$ 29,652	05/10/21	07/01/21	06/30/22	Arc of Kona	Janitorial Svcs-Keakealani Bldg.	*See footnote below.	N	S
AGS231FB	A	\$ 1,200	M	\$ 17,400	\$ 8,400	06/08/21	07/01/21	06/30/22	CW Maintenance	Janitorial Sacs-No. Kohala State Bldg.	*See footnote below.	N	S
AGS231FB	A	\$ 5,337	O	\$ 21,350	\$ 5,337	02/01/17	02/01/21	02/01/22	Oahu A/C	Quarterly A/C Service for State Bldgs.	*See footnote below.	N	S
AGS232FF	A	\$ 1,844	M	\$ 22,018	\$ 12,908	05/10/21	07/01/21	06/30/22	Arc of Kona	Groundskeeping-Keakealani Bldg.	*See footnote below.	N	S
AGS232FF	A	\$ 105	M	\$ 1,257	\$ 735	07/01/21	07/01/21	06/30/22	Brantley Center	Groundskeeping-Honokaa	*See footnote below.	N	S
AGS807FP	A	\$ 296	M	\$ 14,192	\$ 2,072	06/25/18	06/25/18	06/25/22	Xerox Corp.	Copier lease 48 mos.	*See footnote below.	N	E
AGS807FP	A	\$ 86	M	\$ 5,141	\$ 4,712	06/29/21	06/29/21	06/29/26	Xerox Corp.	Copier lease 60 mos.	*See footnote below.	N	E
AGS807FP	A	\$ 86	M	\$ 5,141	\$ 4,712	06/29/21	06/29/21	06/29/26	Xerox Corp.	Copier lease 60 mos.	*See footnote below.	N	E
AGS807FP	A	\$ 53	M	\$ 3,203	\$ 318	05/11/17	05/11/17	05/11/22	Xerox Corp.	Copier lease 60 mos.	*See footnote below.	N	E
AGS807FP	A	\$ 53	M	\$ 3,203	\$ 318	05/11/17	05/11/17	05/11/22	Xerox Corp.	Copier lease 60 mos.	*See footnote below.	N	E
AGS807FP	A	\$ 53	M	\$ 3,203	\$ 318	05/11/17	05/11/17	05/11/22	Xerox Corp.	Copier lease 60 mos.	*See footnote below.	N	E
AGS807FP	A	\$ 120	M	\$ 7,198	\$ 360	02/28/17	02/28/17	02/28/22	Neopost	postage machine 60 mo. Lease	*See footnote below.	N	E
* Pursuant to HRS Section 103-10, payment shall be made no later than 30 calendar days following the date of receipt of the invoice or after the satisfactory delivery of the goods or performance of the services, whichever is later. The vendor/contractor is owed interest if they cannot be paid within this time period.													
Maui District Office													
AGS231FC	A	\$ 1,499	M	\$ 17,983	\$ 10,490	07/01/21	07/01/21	06/30/22	Waste Pro Hawaii	Refuse disposal for Maui State Buildings	Paid monthly after service rendered.	N	S
AGS231FC	A	\$ 973	M	\$ 11,681	\$ 11,681	12/01/21	12/01/21	11/30/22	Island Refuse	Refuse disposal for Molokai State Buildings	Paid monthly after service rendered.	N	S
AGS231FC	A	\$ 3,062	O	\$ 3,062	\$ 666	04/01/21	04/01/21	03/31/22	Pural Water Specialties	Testing, certification & repair of backflows for the Maui & Moloka'i State Buildings	Paid after devices are tested	N	S
AGS231FC	A	\$ 1,675	M	\$ 20,095	\$ 11,722	07/01/21	07/01/21	06/30/22	Kane's Legacy	Grounds maintenance for Lahaina Health Center	Paid monthly after service rendered.	N	S
AGS231FC	A	\$ 3,240	M	\$ 38,880	\$ 16,200	07/01/21	07/01/21	06/30/22	Pacific Ohana Masonry & Landscape	Janitorial service for Lahaina Health Center	Paid monthly after service rendered.	N	S
AGS231FC	A	\$ 220	M	\$ 13,206	\$ 8,146	12/20/19	12/20/19	12/20/24	Xerox Corp	Copy Machine Maintenance	Paid monthly	N	E
AGS231FC	A	\$ 207	O	\$ 3,309	\$ 345	05/14/18	05/14/18	05/14/22	Pitney Bowes	Postage Meter	Paid quarterly	N	E
Kauai District Office													
AGS233FN	A	\$ 340	A	\$ 340	\$ -	10/26/21	10/01/21	10/01/22	Aloha Termite Kauai	Sentricon Subterranean Termite Service Plan 1 yr. Renewal	* Please see footnote below	N	S
AGS807FR	A	\$ 381	M	\$ 22,833	\$ 22,072	08/11/21	10/04/21	10/04/26	Xerox Corporation	5 Year Copier Primelink C9065XLS & Integefi DFE - 60 Month Lease	* Please see footnote below	N	E

Department of Accounting and General Services
Active Contracts as of December 1, 2021

Table 14

Prog ID	MOF	Amount	Frequency (M/A/O)	Max Value	Outstanding Balance	Date Executed	From	To	Entity	Contract Description	Explanation of How Contract is Monitored	POS Y/N	Category E/L/P/C/G/S/*
AGS233FN	A	\$ 42	M	\$ 2,537	\$ 2,452	08/11/21	10/04/21	10/04/26	Xerox Corporation	5 Year Copier PrimeLink C9065XLS & Integefi DFE - 60 Month Lease	* Please see footnote below	N	E
AGS807FR	A	\$ 57	M	\$ 3,400	\$ 3,287	08/11/21	10/04/21	10/04/26	Xerox Corporation	5 Year Copier VersaLink C505X Desktop	* Please see footnote below	N	E
AGS233FN	A	\$ 6	M	\$ 378	\$ 366	08/11/21	10/04/21	10/04/26	Xerox Corporation	5 Year Copier VersaLink C505X Desktop	* Please see footnote below	N	E
AGS807FR	A	\$ 107	O	\$ 2,134	\$ 320	08/07/17	08/17/17	08/16/22	Pitney Bowes	5 Year Postage Meter (DM225) 60 Month Lease	* Please see footnote below.	N	E
AGS233FN	A	\$ 7	O	\$ 136	\$ 20	08/07/17	08/17/17	08/16/22	Pitney Bowes	5 Year Postage Meter (DM225) 60 Month Lease	* Please see footnote below.	N	E
AGS221IA	W	\$ 113	O	\$ 2,270	\$ 340	08/07/17	08/17/17	08/16/22	Pitney Bowes	5 Year Postage Meter (DM225) 60 Month Lease	* Please see footnote below.	N	E
AGS231FD	A	\$ 2,169	M	\$ 26,033	\$ 15,186	06/16/21	07/01/21	06/30/22	Garden Isle Disposal, Inc.	1 Year Contract for Refuse and Recycling Collections Services, Kauai	* Please see footnote below.	N	S
AGS231FD	A	\$ 17,156	M	\$ 205,878	\$ 154,410	09/21/21	09/21/21	08/31/22	Oahu Air Conditioning Service, Inc.	Cooperative Purchasing Agreement w/DOE - 1 Year Maintenance Service Contract at State Public Buildings on Kauai	* Please see footnote below.	N	S
AGS231FD	A	\$ 603	O	\$ 1,205	\$ 603	06/28/21	07/01/21	06/30/22	Midas Kauai	1 Year Vehicle Servicing	* Please see footnote below.	N	S
AGS807FR	A	\$ 4,278	O	\$ 7,504	\$ 6,607	06/28/21	07/01/21	06/30/22	Midas Kauai	1 Year Vehicle Servicing	* Please see footnote below.	N	S
AGS233FN	A	\$ 262	O	\$ 524	\$ 524	06/28/21	07/01/21	06/30/22	Midas Kauai	1 Year Vehicle Servicing	* Please see footnote below.	N	S
AGS221IA	A	\$ 723	O	\$ 1,445	\$ 1,380	06/28/21	07/01/21	06/30/22	Midas Kauai	1 Year Vehicle Servicing	* Please see footnote below.	N	S
AGS252GB	W	\$ 262	O	\$ 524	\$ 524	06/28/21	07/01/21	06/30/22	Midas Kauai	1 Year Vehicle Servicing	* Please see footnote below.	N	S
* Pursuant to HRS Section 103-10, payment shall be made no later than 30 calendar days following the date of receipt of the invoice or after the satisfactory delivery of the goods or performance of the services, whichever is later. The vendor/contractor is owed interest if they cannot be paid within this time period.													

Department of Accounting and General Services
Active Contracts as of December 1, 2021

Table 14

Prog ID	MOF	Amount	Frequency (M/A/O)	Max Value	Outstanding Balance	Date Executed	From	To	Entity	Contract Description	Explanation of How Contract is Monitored	POS Y/N	Category E/L/P/C/G/S/*
General Administrative Services-Comptroller's Office													
AGS901AA	A	\$ 220	M	\$ 13,200	\$ 1,320	08/13/16	08/15/16	08/14/21	Xerox Corp.	Xerox Copier 60 Months Lease Comptroller's Office W7855PT	* Month-to-month agreement pending procurement of new lease; balance outstanding is estimated for 6 months. See footnote below.	N	E
* Pursuant to HRS Section 103-10, payment shall be made no later than 30 calendar days following the date of receipt of the invoice or after the satisfactory delivery of the goods or performance of the services, whichever is later. The vendor/contractor is owed interest if they cannot be paid within this time period.													
General Administrative Services-Administrative Services Office													
AGS901AB	A	\$ 437	M	\$ 20,976	\$ 1,311	01/19/18	03/01/18	02/28/22	Xerox Corp.	Xerox Copier C70 48 Months Lease, Administrative Services Office	* See footnote below.	N	E
* Pursuant to HRS Section 103-10, payment shall be made no later than 30 calendar days following the date of receipt of the invoice or after the satisfactory delivery of the goods or performance of the services, whichever is later. The vendor/contractor is owed interest if they cannot be paid within this time period.													
General Administrative Services-Personnel Office													
AGS-901 AC	A	\$ 212	M	\$ 12,720	\$ 2,120	09/12/17	09/15/17	09/14/22	Xerox Corporation	Xerox AltaLink C8055H 60 Months Lease	Monthly Payment	N	E
General Administrative Services-Systems and Procedures Office													
AGS901AE	A	\$ 1,680	M	\$ 1,680	\$ 868	05/09/19	06/05/19	06/05/24	Xerox Corp.	Xerox all-in-one 60 month Lease	IT Manager reviews usage.	N	E
AGS901AE	A	\$ 4,464	O	\$ 4,464	-	10/01/21	11/19/21	11/18/22	Sirius Computer Solutions, Inc.	IBM iSeries Server Hardware and Software Maintenance	IT Manager monitors contract.	N	S

Department of Accounting and General Services
Capital Improvements Program (CIP) Requests

Table 15

<u>Prog ID</u>	<u>Prog ID</u> <u>Priority</u>	<u>Dept- Wide</u> <u>Priority</u>	<u>Senate</u> <u>District</u>	<u>Rep.</u> <u>District</u>	<u>Project Title</u>	<u>MOF</u>	<u>FY22 \$\$\$</u>	<u>FY23 \$\$\$</u>
AGS221	1	1	0	0	LUMP SUM MAINTENANCE OF EXISTING FACILITIES, PUBLIC WORKS DIVISION, STATEWIDE	C	\$ 19,000	\$ 5,125
AGS131	1	2	0	0	LUMP SUM HEALTH AND SAFETY INFORMATION AND COMMUNICATION SERVICES DIVISION, STATEWIDE	C	\$ 4,700	\$ 2,000
AGS221	2	3	0	0	LUMP SUM STATE OFFICE BUILDING REMODELING, STATEWIDE	C	\$ 9,800	\$ 33,000
AGS221	3	4	13	26	WASHINGTON PLACE, HEALTH AND SAFETY AND QUEEN'S GALLERY RENOVATION, OAHU (GO BOND)	C	\$ -	\$ 3,000
AGS111	1	5	13	26	STATE ARCHIVES MASTER PLAN, STATEWIDE	C	\$ -	\$ 250
AGS131	2	6	0	0	DATA CENTERS, RENOVATIONS, REPLACEMENTS, AND/OR NEW, STATEWIDE	C	\$ -	\$ 25,000
AGS233	1	7	0	0	LUMP SUM FIRE ALARM SYSTEMS REPLACEMENT & UPGRADE, STATEWIDE	C	\$ 3,100	\$ -
AGS130	1	8	0	0	STATE FINANCE SYSTEM (HAWAII MODERNIZATION INITIATIVE), STATEWIDE	C	\$ 1,000	\$ -
					TOTAL		\$ 37,600	\$ 68,375

Department of Accounting and General Services
CIP Lapses

Table 16

<u>Prog ID</u>	<u>Act/Year of Appropriation</u>	<u>Project Title</u>	<u>MOF</u>	<u>Lapse Amount</u> \$\$\$\$	<u>Reason</u>
AGS221	88/21	CARRIER-NEUTRAL CABLE LANDING STATIONS, STATEWIDE	V	\$ 10,000.00	Deleted because of lack of Federal guidance on CIP implementation
AGS221	88/21	STATE CAPITOL BUILDING, OAHU	V	\$ 1,500.00	Deleted because of lack of Federal guidance on CIP implementation

Department of Accounting and General Services
Program ID Sub-Organizations

Table 17

Program ID	Sub-Org Code	Name	Objective
AGS101	CA	ACCOUNTING SYSTEM DEVELOPMENT AND MAINTENANCE	To enhance the effectiveness and efficiency of the statewide accounting and reporting systems of the State by developing, maintaining, improving, and controlling the methods, procedures, and forms of these systems.
AGS102	CB	EXPENDITURE EXAMINATION	To assure State payments conform to established standards of propriety and legality and are made promptly.
AGS103	CC	RECORDING AND REPORTING	To assure that the State's financial transactions are promptly and properly recorded and reported.
AGS104	BA	INTERNAL POST AUDIT	To ensure that control systems provide managers with reasonable assurance that desired outcomes will be achieved.
AGS105	RA	ENFORCEMENT OF INFORMATION PRACTICES	To promote government transparency and accountability by providing neutral and consistent decisions and to members of the public and all State, county, and independent agencies regarding access to records maintained under Chapter 92F, HRS, Uniform Information Practices Act (UIPA), and access to public meetings subject to Part I of Chapter 92 (Sunshine Law).
AGS111	DA	ARCHIVES - RECORDS MANAGEMENT	To foster open government by preserving and making accessible the historic records of state government and by partnering with state agencies to manage their active and inactive records.
AGS131	EA	ENTERPRISE TECHNOLOGY SERVICES - OPERATIONS AND INFRASTRUCTURE MAINTENANCE - ADMINISTRATION	Information Processing and Communication Services (IPCS also known as ICSD) strives to improve the management and operation of all State agencies by providing effective, efficient, coordinated, and cost-beneficial computer and telecommunication services such that State program objectives may be more efficiently achieved.

Department of Accounting and General Services
Program ID Sub-Organizations

Table 17

Program ID	Sub-Org Code	Name	Objective
AGS131	EB	ENTERPRISE TECHNOLOGY SERVICES - OPERATIONS AND INFRASTRUCTURE MAINTENANCE - SYSTEMS SERVICES	Provides systems software support and control programming; database management and operational support; development, implementation, and maintenance of specialized systems software used in support of applications and control systems; analyses to improve the efficiency and capacity of computer systems; security of information; and guidance in the effective and efficient use of systems software.
AGS131	EC	ENTERPRISE TECHNOLOGY SERVICES - OPERATIONS AND INFRASTRUCTURE MAINTENANCE - PRODUCTION SERVICES	Operates a centralized computing facility and a distributed data communications network that provides comprehensive and efficient computing services to all State agencies. Manages and implements production activities associated with electronic information processing. Plans, designs, implements, installs, and manages a physical security program to protect equipment, hardware, and software media.
AGS131	ED	ENTERPRISE TECHNOLOGY SERVICES - OPERATIONS AND INFRASTRUCTURE MAINTENANCE - TECHNICAL SUPPORT SERVICES	Provides planning, design, management, maintenance, coordination, and technical consulting and support for the State's emerging technologies programs. Provides technical consulting and expertise in computer hardware and software for the establishment and proper operation of local area networks, office automation, Internet, and Intranets. Provides support services to clients in the selection and utilization of public and government access systems and services to obtain information.
AGS131	EE	ENTERPRISE TECHNOLOGY SERVICES - OPERATIONS AND INFRASTRUCTURE MAINTENANCE - CLIENT SERVICES	Provides application systems development and maintenance services at two levels: statewide applications and department or agency specific applications. Provides systems analysis, systems design, and computer programming, application systems installation and client training, as well as post installation support; provides assistance to clients in developing analytic and technical capabilities to enable them to plan and maintain their own systems and applications.

Department of Accounting and General Services
Program ID Sub-Organizations

Table 17

Program ID	Sub-Org Code	Name	Objective
AGS131	EF	ENTERPRISE TECHNOLOGY SERVICES - OPERATIONS AND INFRASTRUCTURE MAINTENANCE - TELECOMMUNICATION	Plans, designs, engineers, upgrades, and manages the State's voice, data, video, and radio communications networks. Operates and manages the communication systems for public and private access to public and private information systems
AGS131	EG	ENTERPRISE TECHNOLOGY SERVICES - OPERATIONS AND INFRASTRUCTURE MAINTENANCE -GOVERNANCE AND INNOVATION	Establish governance processes, policies and methodologies that guide the management and oversight of the State's Information Technology (IT)/IRM investments, acquisitions, and projects (including system development, implementation, and critical infrastructure improvements). Institute enterprise shared services and a consolidated IT/IRM infrastructure to address internal-facing, shared support services, data management services, infrastructure and systems on an enterprise-wide basis as the technology foundation for future work.
AGS203	AD	STATE RISK MANAGEMENT AND INSURANCE ADMINISTRATION	The objective of this program is to operate a comprehensive risk management and insurance program to protect the State against catastrophic losses and to minimize total cost of risk.
AGS211	HA	LAND SURVEY	To assist in protecting the rights of public and private land ownership by providing field survey services and descriptions of surveyed lands.
AGS221	IA	PUBLIC WORKS - PLANNING, DESIGN AND CONSTRUCTION	The objective of this program is to ensure provision of approved physical facilities necessary for the effective operation of State programs by providing timely and economical design and construction services within assigned areas of responsibility.
AGS223	IB	OFFICE LEASING	The objective of this program is to provide centralized office leasing services and acquire office space in non-state-owned buildings for use by State departments and agencies.
AGS231	FA	CENTRAL SERVICES - CUSTODIAL SERVICES - OAHU	To maintain assigned public buildings in a clean and safe condition by providing a variety of custodial services.
AGS231	FB	CENTRAL SERVICES - CUSTODIAL SERVICES - HAWAII	Same as above for Hawaii
AGS231	FC	CENTRAL SERVICES - CUSTODIAL SERVICES - MAUI	Same as above for Maui

Department of Accounting and General Services
Program ID Sub-Organizations

Table 17

<u>Program ID</u>	<u>Sub-Org Code</u>	<u>Name</u>	<u>Objective</u>
AGS231	FD	CENTRAL SERVICES - CUSTODIAL SERVICES - KAUAI	Same as above for Kauai
AGS231	FW	CENTRAL SERVICES - CUSTODIAL SERVICES - WASHINGTON PLACE	Same as above for Washington Place
AGS232	FE	CENTRAL SERVICES - GROUNDS MAINTENANCE - OAHU	To maintain the grounds surrounding assigned public buildings in a neat and attractive condition by providing a variety of grounds maintenance services.
AGS232	FF	CENTRAL SERVICES - GROUNDS MAINTENANCE - HAWAII	Same as above for Hawaii
AGS232	FG	CENTRAL SERVICES - GROUNDS MAINTENANCE - MAUI	Same as above for Maui
AGS232	FH	CENTRAL SERVICES - GROUNDS MAINTENANCE - KAUAI	Same as above for Kauai
AGS233	FK	CENTRAL SERVICES - BUILDING REPAIRS AND ALTERATIONS - OAHU	To maintain assigned public buildings in a safe condition and at a high level of utility by providing repair and maintenance services and by making minor alterations.
AGS233	FL	CENTRAL SERVICES - BUILDING REPAIRS AND ALTERATIONS - HAWAII	Same as above for Hawaii
AGS233	FM	CENTRAL SERVICES - BUILDING REPAIRS AND ALTERATIONS - MAUI	Same as above for Maui
AGS233	FN	CENTRAL SERVICES - BUILDING REPAIRS AND ALTERATIONS - KAUAI	Same as above for Kauai
AGS240	JA	STATE PROCUREMENT	The objective of this program is to promote economy, efficiency, effectiveness, and impartiality in the procurement of commodities, services and construction for State and County governments through development, implementation and maintenance of policies and procedures that provide for broad-based competition, accessibility to government contracts, fiscal integrity and responsibility in the procurement process; to procure or supervise the procurement of commodities and services to meet the State's need through economical purchases and inventory control.

Department of Accounting and General Services
Program ID Sub-Organizations

Table 17

Program ID	Sub-Org Code	Name	Objective
AGS244	JC	SURPLUS PROPERTY MANAGEMENT	The program coordinates the transfer of State surplus property and Federal surplus property available through the Federal Surplus Property program to eligible "donees" (state/local government, non-profit organizations that serve or promote a public purpose, qualified small minority owned businesses, tax-exempt educational and public health institutions or organizations). To achieve the greatest economical use of State and Federal property declared surplus by providing a viable source of surplus goods for re-utilization.
AGS251	GA	AUTOMOTIVE MANAGEMENT - MOTOR POOL	The objective of the program is to support State agencies by providing safe motor pool vehicle transportation required to perform their official duties.
AGS252	GB	AUTOMOTIVE MANAGEMENT - PARKING CONTROL	The objectives of the program are to maintain and allocate parking spaces, assess and collect parking fees, and control parking on State lands under the jurisdiction of the Comptroller.
AGS807	FP	SCHOOL REPAIR AND MAINTENANCE, NEIGHBOR ISLAND DISTRICTS - HAWAII	The program will strive to provide timely, responsive, quality, cost effective, and innovative repair and maintenance services to public schools on the islands of Hawaii, Kauai, Maui, Molokai, and Lanai.
AGS807	FQ	SCHOOL REPAIR AND MAINTENANCE, NEIGHBOR ISLAND DISTRICTS - MAUI	See Objective for Hawaii
AGS807	FR	SCHOOL REPAIR AND MAINTENANCE, NEIGHBOR ISLAND DISTRICTS - KAUAI	See Objective for Hawaii
AGS871	NA	CAMPAIGN SPENDING COMMISSION	To ensure transparency and full disclosure of contributions and expenditures by all candidates and noncandidate committees; conduct investigations and administrative hearings; and administer the public funding program.
AGS879	OA	OFFICE OF ELECTIONS	To maximize voter participation in the electoral process by developing policies and procedures that encourages registration and turnout.

Department of Accounting and General Services
Program ID Sub-Organizations

Table 17

<u>Program ID</u>	<u>Sub-Org Code</u>	<u>Name</u>	<u>Objective</u>
AGS881	LA	STATE FOUNDATION ON CULTURE AND THE ARTS	The mission of the State Foundation on Culture and the Arts (SFCA) is to promote, perpetuate, preserve and encourage culture and the arts as central to the quality of life of the people of Hawai'i.
AGS889	MA	SPECTATOR EVENTS AND SHOWS - ALOHA STADIUM	To provide people of all ages with the opportunity to enrich their lives through attendance at spectator events and shows.
AGS891	PA	ENHANCED 911 BOARD	To administer the collection of the monthly surcharge from wireless service providers and provide reimbursement from the 911 Fund to public safety answering points (PSAPs) and wireless and VoIP connection service providers to pay for the reasonable costs to lease, purchase or maintain all necessary equipment, including computer hardware, software and database provisioning required by the PSAPs to provide technical functionality for the wireless enhanced 911 service pursuant to the FCC order 94-102.
AGS901	AA	GENERAL ADMINISTRATIVE SERVICES - COMPTROLLER'S OFFICE	Plans, directs and coordinates the various activities of the department within the scope of laws and established policies and regulations.
AGS901	AB	GENERAL ADMINISTRATIVE SERVICES - ADMINISTRATIVE SERVICES OFFICE	Provides the department with internal management, fiscal and office services and administers the statewide Risk Management Program. Provides general internal management assistance to the Comptroller in exercising responsibilities as executive of the department, including staff studies, reviews, and reports on organizational structures, work processes, procedures, and policies established for the department.
AGS901	AC	GENERAL ADMINISTRATIVE SERVICES - PERSONNEL OFFICE	Administers the personnel management program for the department to include position classification and compensation, employee relations, recruitment and evaluation, selection and placement, labor relations, employee training and development, safety, affirmative action and equal employment opportunity, personnel transactions and maintenance of personnel records.

Department of Accounting and General Services
Program ID Sub-Organizations

Table 17

<u>Program ID</u>	<u>Sub-Org Code</u>	<u>Name</u>	<u>Objective</u>
AGS901	AE	GENERAL ADMINISTRATIVE SERVICES - SYSTEMS AND PROCEDURES OFFICE	The DAGS Systems and Procedures Office coordinates and advises the Comptroller on all functions pertaining to computer applications, local and wide area networks. The office has the functional responsibility for the development, implementation, and maintenance of computer systems under the administrative control of the Department of Accounting and General Services; formulates information processing policies and procedures; plans, coordinates and conducts systems analysis design and computer programming by utilizing available resources to support the computer and networking needs of the department; and operates and maintains the departmental minicomputer, local and wide area networks.

Department of Accounting and General Services
Organization Changes

Table 18


<u>Year of Change</u> FY22/FY23	<u>Description of Change</u>
FY22	AGS101CA-Accounting Division - cancelled reorganization creating the Technical Support Office; shifting three (3) temporary budgeted vacant positions to the Systems and Procedures Office to support the Enterprise Financial System, implementation of DAGS modules.
FY22	AGS901AE-Systems and Procedures Office - Governor approved budget proviso to transfer three (3) temporary budgeted vacant positions from the Accounting Division, Systems Accounting Branch, to the Systems and Procedures Office to support the Enterprise Financial System, implementation of DAGS modules.
FY22	AGS131EG-Office of Enterprise Technology Services - reorganization to place new project positions within the organization and to redescribe positions to align with program needs that include large scale IT projects such as the statewide Enterprise Financial System.
FY22	AGS8790A-Office of Elections - reorganization to shift resources from in-person voting to vote-by-mail model in accordance with Act 136, SLH 2019 and Act 213, SLH 2021.
FY23	AGS901AE-Systems and Procedures Office - Pending budget request approval for the 2022 Legislative Session, conversion of three (3) temporary to three (3) permanent positions and integrate into the organization to support the Enterprise Financial System, DAGS modules.
Link to DAGS Organizational Chart:	
	https://ags.hawaii.gov/wp-content/uploads/2021/11/2021DAGSOrgCharts.pdf

Department of Accounting and General Services
American Rescue Plan Act Fund Initiatives

Table 19

Prog ID	Amount Allotted	Budget for Personnel	Budget for OCE (Other Than Contracts)	Budget for Contracts	Dates of Initiative		Initiative Description	Appropriating Act or GOV	Is This A New Initiative Or An Enhancement To An Existing Initiative/Program
					From	To			
Appropriated									
AGS240	\$ 80,000	\$ -	\$ 80,000	\$ -	5/11/2021	6/30/2022	Past Performance Database	Act 88, SLH 2021	New Initiative
AGS879	\$ 60,000	\$ 60,000	\$ -	\$ -	5/11/2021	6/30/2022	OT for Reapportionment Commission	Act 88, SLH 2021	Enhancement to an Existing Initiative
AGS881	\$ 1,346,000	\$ -	\$ 1,346,000	\$ -	5/11/2021	6/30/2022	GIA for Bishop Museum and Iolani Palace	Act 88, SLH 2021	Enhancement to an Existing Initiative
AGS889	\$ 2,300,000	\$1,610,000	\$ 690,000	\$ -	5/11/2021	6/30/2022	For Operating Cost Shortfall	Act 88, SLH 2021	Enhancement to an Existing Initiative
Non-Appropriated									
AGS101	\$ 500,000	\$ -	\$ -	\$ 500,000	5/11/2021	6/30/2022	Enterprise Financial System Support	GOV	Enhancement to an Existing Initiative
AGS103	\$ 500,000	\$ -	\$ 350,000	\$ 150,000	5/11/2021	6/30/2022	Implementation of GASB 87 Leases	GOV	New Initiative
AGS131	\$ 2,273,000	\$2,253,000	\$ 20,000	\$ -	5/11/2021	6/30/2022	Enterprise Financial System - Project Resources	GOV	Enhancement to an Existing Initiative
AGS221	\$15,000,000	\$ -	\$15,000,000	\$ -	5/11/2021	6/30/2022	State Facilities Emergency Security System Improvements	GOV	New Initiative
AGS901	\$ 359,886	\$ -	\$ -	\$ 359,886	5/11/2021	6/30/2022	Security Access to the State Capitol	GOV	New Initiative
Appropriated (not released/not needed)									
AGS203	\$ -	\$ -	\$ -	\$ -	--	--	Increased Insurance Program Costs	Act 88, SLH 2021	Enhancement to an Existing Initiative
AGS221	\$ -	\$ -	\$ -	\$ -	--	--	Cable Landing Stations	Act 88, SLH 2021	New Initiative
AGS221	\$ -	\$ -	\$ -	\$ -	--	--	State Capitol Building	Act 88, SLH 2021	New Initiative
AGS223	\$ -	\$ -	\$ -	\$ -	--	--	Cost Increases due to Pandemic	Act 88, SLH 2021	Enhancement to an Existing Initiative

DEPARTMENT OF ACCOUNTING AND GENERAL SERVICES



FY 2020-2021

ORGANIZATION AND POSITION ORGANIZATION CHARTS
FUNCTIONAL STATEMENTS

ORGANIZATION AND POSITION ORGANIZATION CHARTS

TABLE OF CONTENTS-ORGANIZATION AND POSITION ORGANIZATION CHARTS

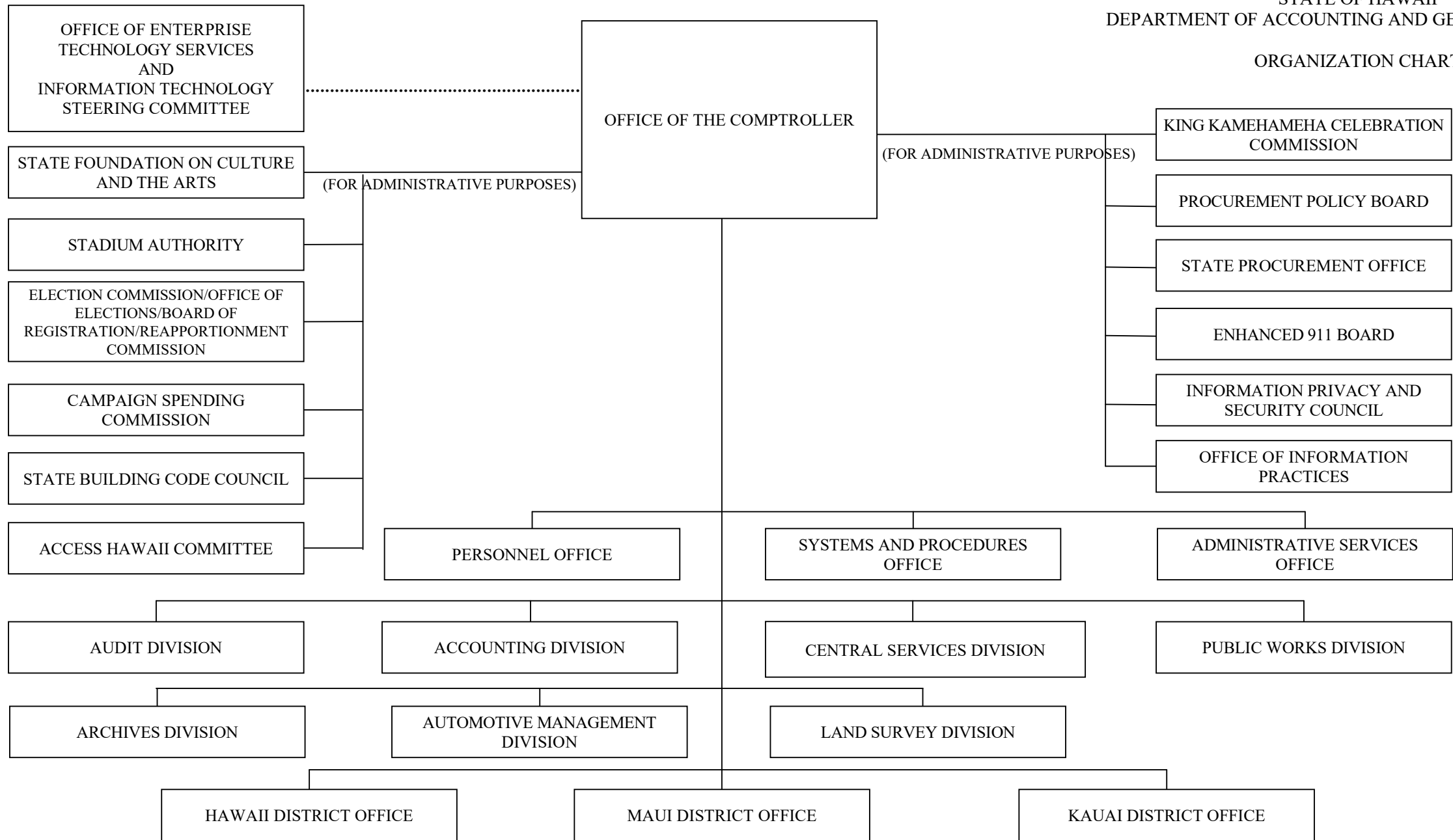
	<u>Page</u>
Department (Organization Chart I).....	1
Department Administration (Organization Chart II).....	2
Office of the Comptroller (Position Organization Chart II-A).....	3
Personnel Office (Position Organization Chart II-B).....	4
Systems and Procedures Office (Position Organization Chart II-C).....	5
Administrative Services Office (Position Organization Chart II-D).....	6
Accounting Services (Position Organization Chart II-E).....	7
Audit Division (Organization Chart III).....	8
Audit Division (Position Organization Chart III-A).....	9
Internal Audit Services Branch (Position Organization Chart III-B).....	10
Project Audit Services Branch (Position Organization Chart III-C).....	11
Accounting Division (Organization Chart IV).....	12
Accounting Division (Position Organization Chart IV-A).....	13
Uniform Accounting and Reporting Branch (Position Organization Chart IV-B).....	14
Systems Accounting Branch (Position Organization Chart IV-C).....	15
Pre-Audit Branch (Position Organization Chart IV-D).....	16
Technical Support Office (Position Organization Chart IV-E).....	17
 <u>OFFICE OF ENTERPRISE TECHNOLOGY SERVICES</u>	
Office of Enterprise Technology Services and Information Technology Steering Committee (Organization Chart XVVV).....	18
Office of Enterprise Technology Services (Organization Chart V).....	19
Office of Enterprise Technology Services (Position Organization Chart V-A).....	20
Administrative Services Office (Position Organization Chart V-B).....	21
IT Operations Office, Production Services Branch (Position Organization Chart V-C).....	22
Production Management Section, Computer Operations Unit (Position Organization Chart V-D).....	23
Production Management Section, Scheduling and Control Unit (Position Organization Chart V-E).....	24
Network Control and Equipment Support Section, Network Control Unit (Position Organization Chart V-F).....	25
IT Operations Office, Systems Services Branch (Position Organization Chart V-G).....	26
IT Operations Office, Technology Support Services Branch (Position Organization Chart V-H).....	27
IT Operations Office, Client Services Branch (Position Organization Chart V-I).....	28
IT Operations Office, Enterprise Systems Branch (Position Organization Chart V-J).....	29
IT Operations Office, Network Branch (Position Organization Chart V-K).....	30
Security Office, Security Branch (Position Organization Chart V-L).....	31
IT Governance Office, Program Management Branch (Position Organization Chart V-M).....	32
IT Governance Office, Program Management Branch, Payroll Section (Position Organization Chart V-N).....	33
IT Governance Office, Enterprise Architect Branch (Position Organization Chart V-O).....	34

	<u>Page</u>
Central Services Division (Organization Chart VI)	35
Central Services Division (Position Organization Chart VI-A).....	36
Program Services Office and Purchasing Services Office (Position Organization Chart VI-A)	36
Public Building Repair and Alterations Branch (Organization Chart VI.1).....	37
Public Building Repair and Alterations Branch (Position Organization Chart VI-B).....	38
Public Building Management Services Branch (Organization Chart VI.2).....	39
Public Building Management Services Branch (Position Organization Chart VI-C)	40
Building Management Unit A (Position Organization Chart VI-D)	41
Building Management Unit B (Position Organization Chart VI-E)	42
Building Management Unit C (Position Organization Chart VI-F)	43
Building Management Unit D (Position Organization Chart VI-G)	44
Grounds Maintenance Section (Position Organization Chart VI-H).....	45
Public Works Division (Organization Chart VII)	46
Public Works Division (Position Organization Chart VII-A).....	47
Staff Services Office (Position Organization Chart VII-B).....	48
Technical Services Office (Position Organization Chart VII-C).....	49
Planning Branch (Position Organization Chart VII-D)	50
Project Management Branch (Position Organization Chart VII-E).....	51
Construction Management Branch (Position Organization Chart VII-F).....	52
Leasing Services Branch (Position Organization Chart VII-G).....	53
Archives Division (Organization Chart VIII).....	54
Archives Division (Position Organization Chart VIII-A).....	55
Automotive Management Division (Organization Chart IX).....	56
Automotive Management Division (Position Organization Chart IX-A).....	57
Land Survey Division (Organization Chart X).....	58
Land Survey Division (Position Organization Chart X-A).....	59
Hawaii District Office (Organization Chart XI).....	60
Hawaii District Office (Position Organization Chart XI-A).....	61
Central Services Branch 1, Hilo-Kau Section (Position Organization Chart XI-B).....	62
Central Services Branch 2, Honokaa-Kohala, Roving Crew, and Kona Sections (Position Organization Chart XI-C).....	63
Maui District Office (Organization Chart XII).....	64
Maui District Office (Position Organization Chart XII-A).....	65
Central Services Branch (Position Organization Chart XII-B)	66

	<u>Page</u>
Kauai District Office (Organization Chart XIII).....	67
Kauai District Office (Position Organization Chart XIII-A).....	68
Central Services Branch (Position Organization Chart XIII-B).....	69
State Foundation on Culture and the Arts (Organization Chart XIV).....	70
State Foundation on Culture and the Arts (Position Organization Chart XIV-A).....	71
Designated Programs, Art in Public Places, Support Services (Position Organization Chart XIV-B).....	72
King Kamehameha Celebration Commission (Organization Chart XV).....	73
King Kamehameha Celebration Commission (Position Organization Chart XV-A).....	74
Stadium Authority (Organization Chart XVI).....	75
Office of the Manager (Position Organization Chart XVI-A).....	76
Administrative Services Office (Position Organization Chart XVI-B).....	77
Events Management Branch (Position Organization Chart XVI-C).....	78
Engineering and Maintenance Management Branch (Position Organization Chart XVI-D).....	79
Building Construction and Maintenance Branch (Position Organization Chart XVI-E).....	80
General Services Section (Position Organization Chart XVI-F).....	81
Box Office Management Branch (Position Organization Chart XVI-G).....	82
Security Management Branch (Position Organization Chart XVI-H).....	83
Procurement Policy Board (Organization Chart XVII).....	84
State Procurement Office (Organization Chart XVIII).....	85
State Procurement Office (Position Organization Chart XVIII-A).....	86
Office of Elections (Organization Chart XXIV).....	87
Office of Elections (Position Organization Chart XXIV-A).....	88
Office of Elections, Reapportionment Commission (Position Organization Chart XXIV-B).....	89
Campaign Spending Commission (Organization Chart XXV).....	90
Campaign Spending Commission (Position Organization Chart XXV-A).....	91
Enhanced 911 Board (Organization Chart XXVI).....	92
Enhanced 911 Board (Organization Chart XXVI-A).....	93
State Building Code Council (Organization Chart XXVII).....	94
Information Privacy and Security Council (Organization Chart XXVIII).....	95
Access Hawaii Committee (Organization Chart XXVIV).....	96
Office of Information Practices (Organization Chart XXVVI).....	97
Office of Information Practices (Position Organization Chart XXVVI-A).....	98

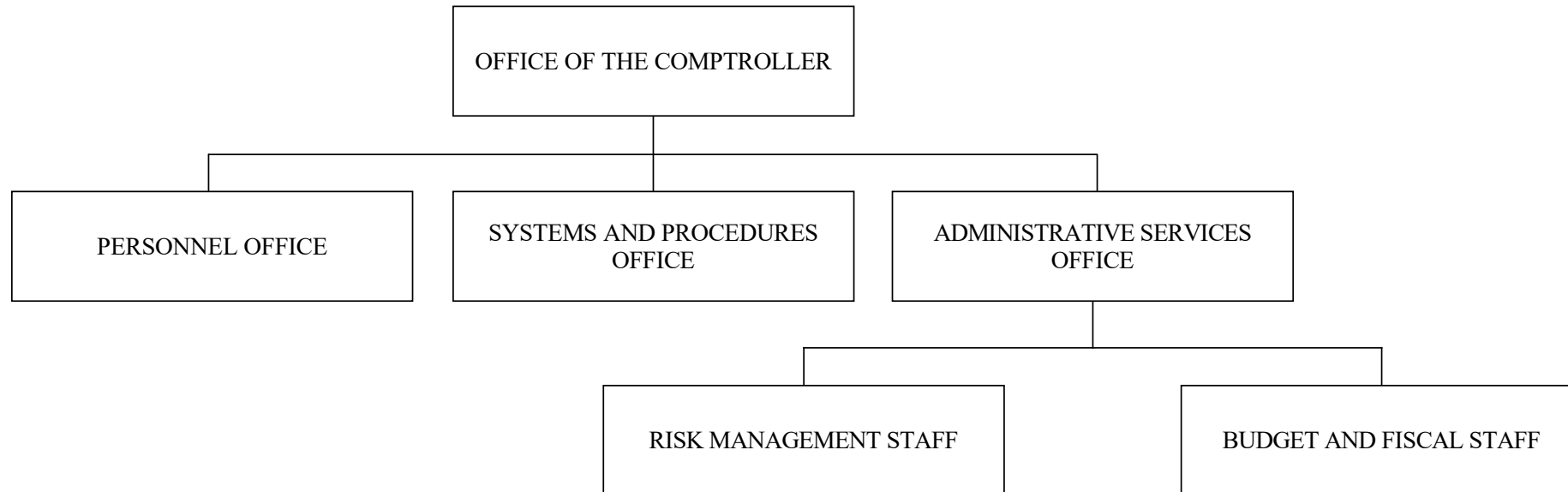
STATE OF HAWAII
DEPARTMENT OF ACCOUNTING AND GENERAL SERVICES

ORGANIZATION CHART



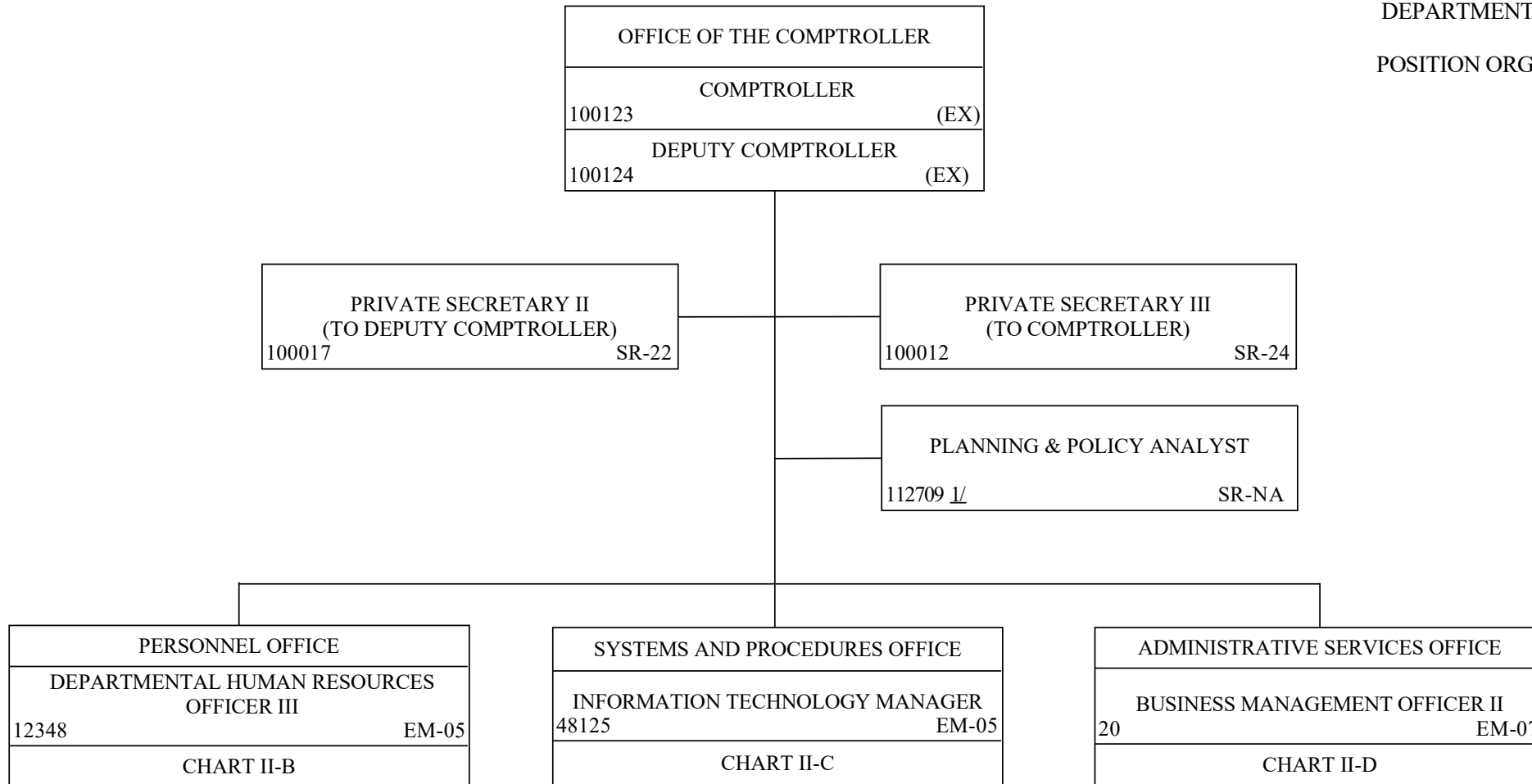
STATE OF HAWAII
DEPARTMENT OF ACCOUNTING AND GENERAL SERVICES
DEPARTMENT ADMINISTRATION

ORGANIZATION CHART



STATE OF HAWAII
DEPARTMENT OF ACCOUNTING AND GENERAL SERVICES
DEPARTMENT ADMINISTRATION

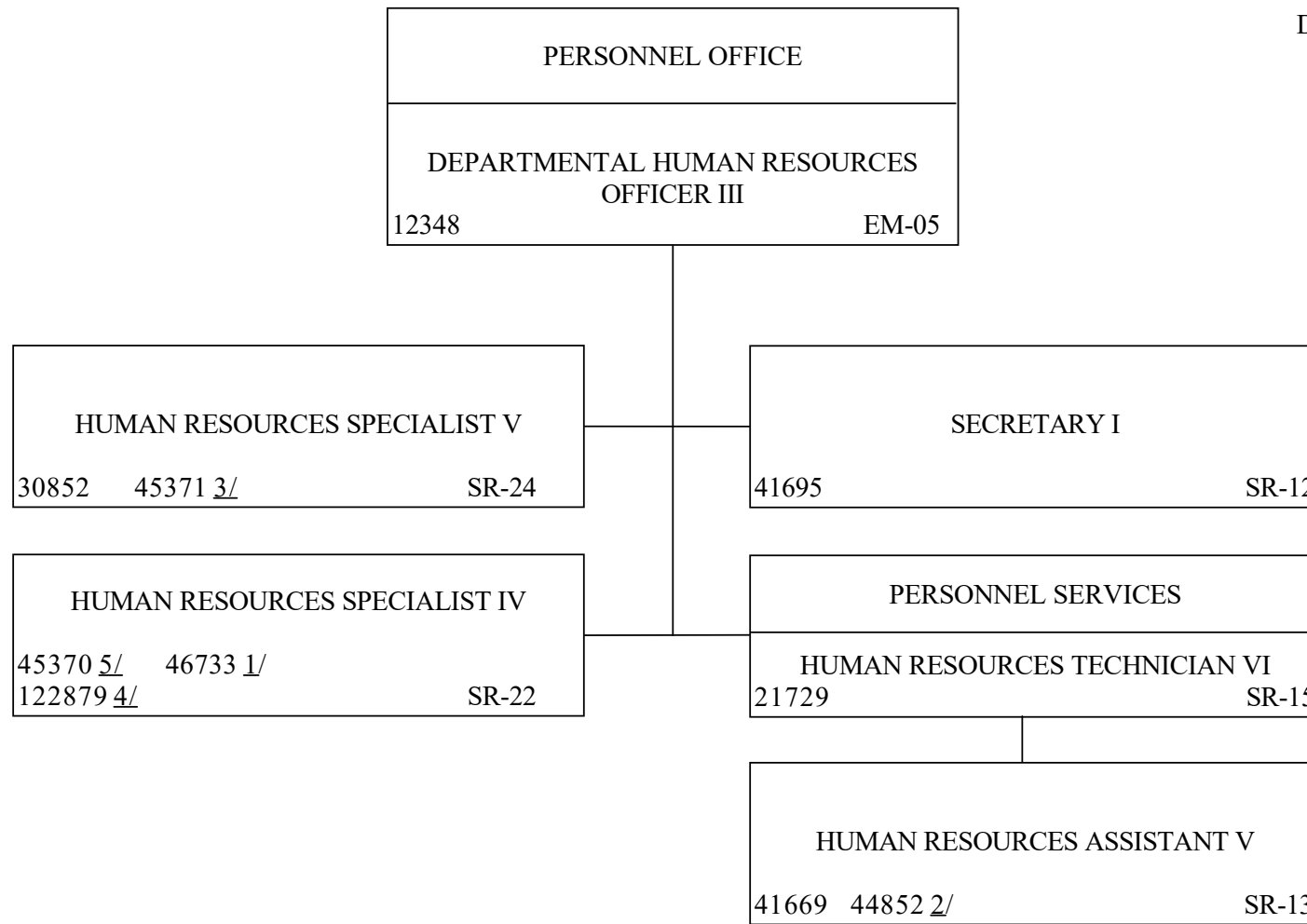
POSITION ORGANIZATION CHART



1/ ACT 53, SLH 2018, AUTHORIZED THE TRANSFER OF TEMPORARY EXEMPT POSITION NO. 112709, SR-NA, FROM A PUBLIC WORKS TEMPORARY CIP STAFF POSITION TO A COMPTROLLER'S OFFICE TEMPORARY POSITION.

STATE OF HAWAII
DEPARTMENT OF ACCOUNTING AND GENERAL SERVICES
DEPARTMENT ADMINISTRATION
PERSONNEL OFFICE

POSITION ORGANIZATION CHART



1/ POSITION NO. 46733 FUNDED BY INTER-DEPARTMENTAL TRANSFERS FUND (U), REALLOCATED TEMPORARILY TO HUMAN RESOURCES SPECIALIST I, SR-16, EFFECTIVE 5/16/18.

2/ POSITION NO. 44852 REALLOCATED BACK TO HUMAN RESOURCES ASSISTANT V, SR-13, EFFECTIVE 04/01/21.

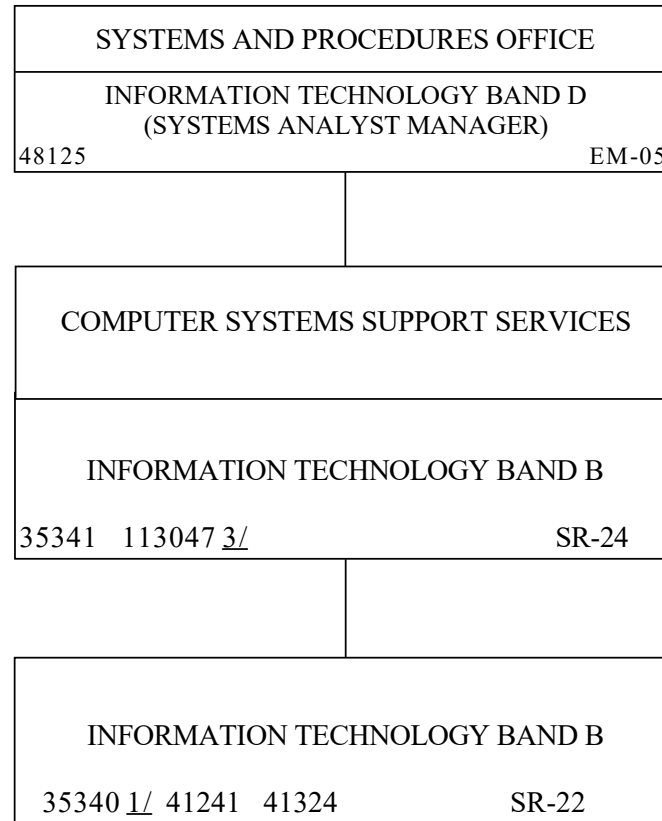
3/ POSITION NO. 45371 REALLOCATED TEMPORARILY TO HUMAN RESOURCES SPECIALIST IV, SR-22, EFFECTIVE 03/01/21.

4/ POSITION NO. 122879 REALLOCATED TEMPORARILY TO HUMAN RESOURCES SPECIALIST III, SR-20, EFFECTIVE 01/16/21.

5/ POSITION NO. 45370 REALLOCATED TEMPORARILY TO HUMAN RESOURCES SPECIALIST II, SR-18, EFFECTIVE 05/01/19.

STATE OF HAWAII
 DEPARTMENT OF ACCOUNTING AND GENERAL SERVICES
 DEPARTMENT ADMINISTRATION
 SYSTEMS AND PROCEDURES OFFICE

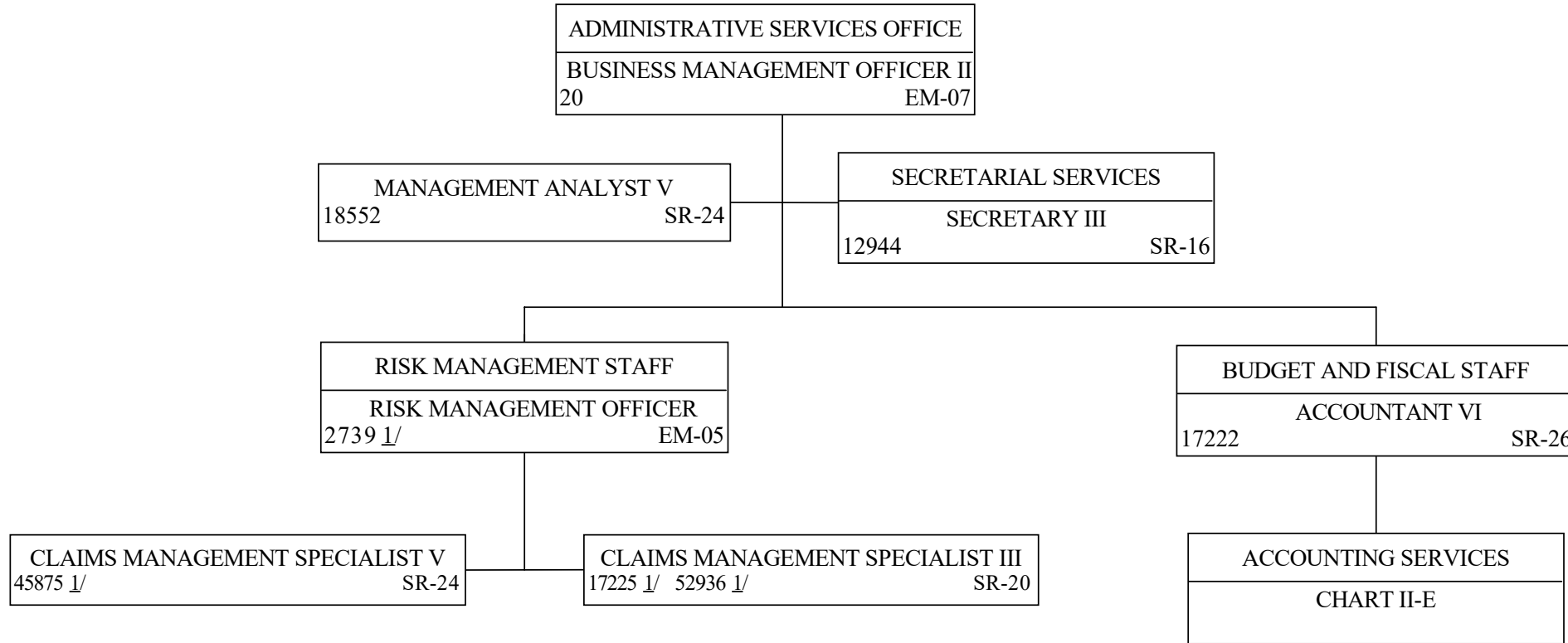
POSITION ORGANIZATION CHART



1/ POSITION NO. 35340, REALLOCATED TO AUTHORIZED INFORMATION TECHNOLOGY BAND B, SR-22, EFFECTIVE 10/16/19.

STATE OF HAWAII
 DEPARTMENT OF ACCOUNTING AND GENERAL SERVICES
 DEPARTMENT ADMINISTRATION
 ADMINISTRATIVE SERVICES OFFICE

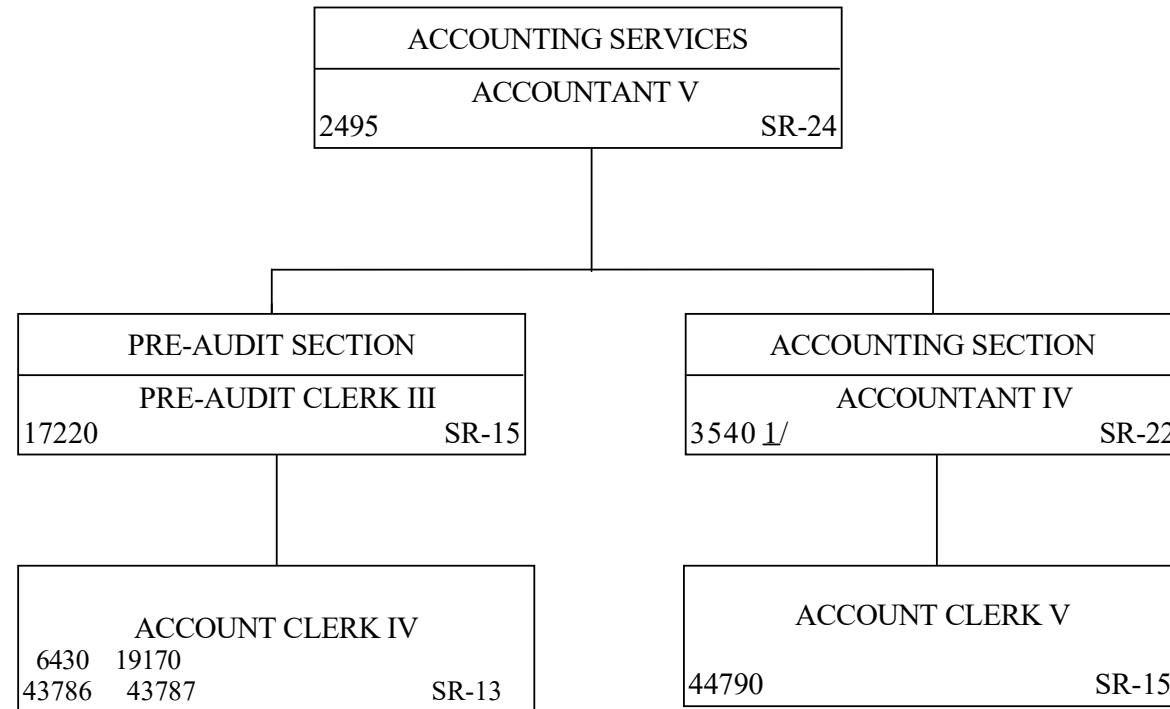
POSITION ORGANIZATION CHART



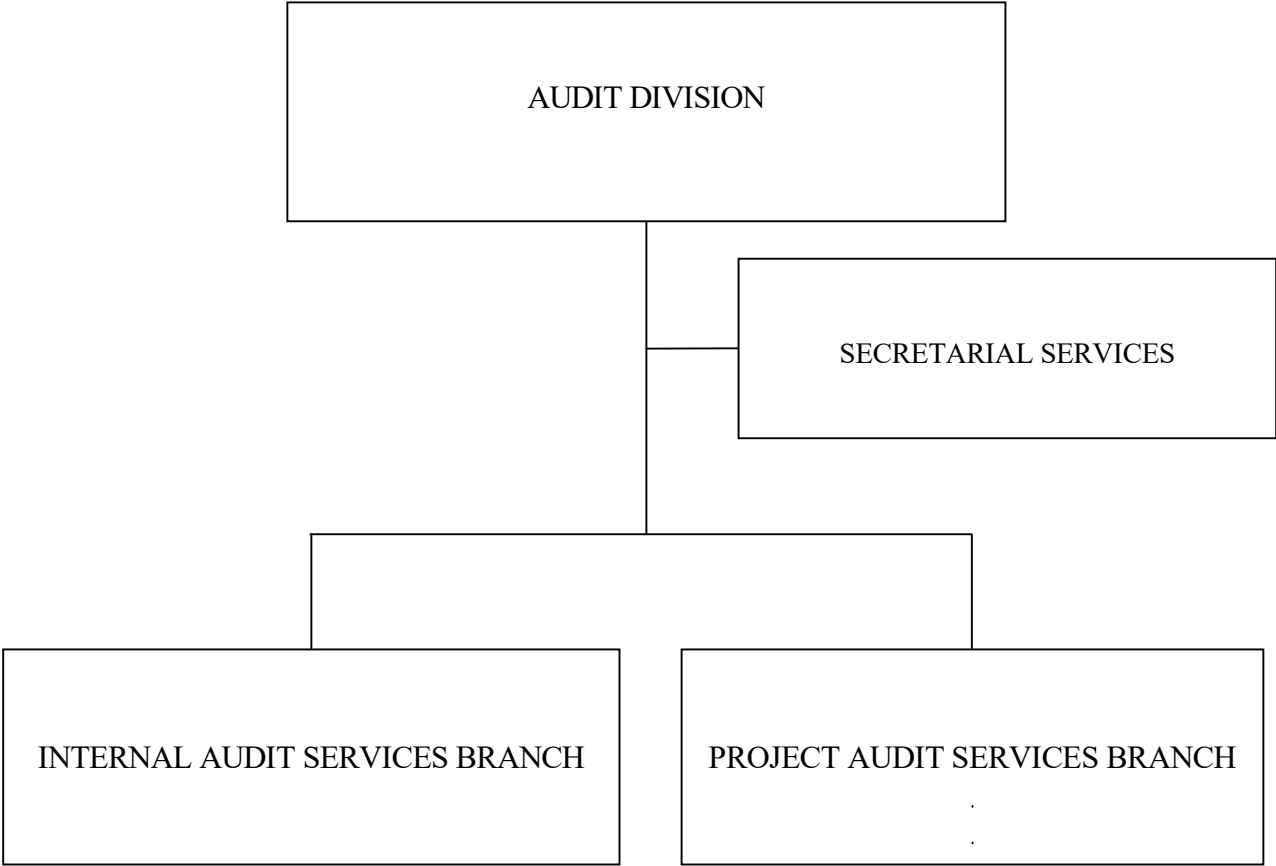
1/ POSITIONS ARE FUNDED BY REVOLVING FUNDS.

STATE OF HAWAII
 DEPARTMENT OF ACCOUNTING AND GENERAL SERVICES
 DEPARTMENT ADMINISTRATION
 ADMINISTRATIVE SERVICES OFFICE
 ACCOUNTING SERVICES

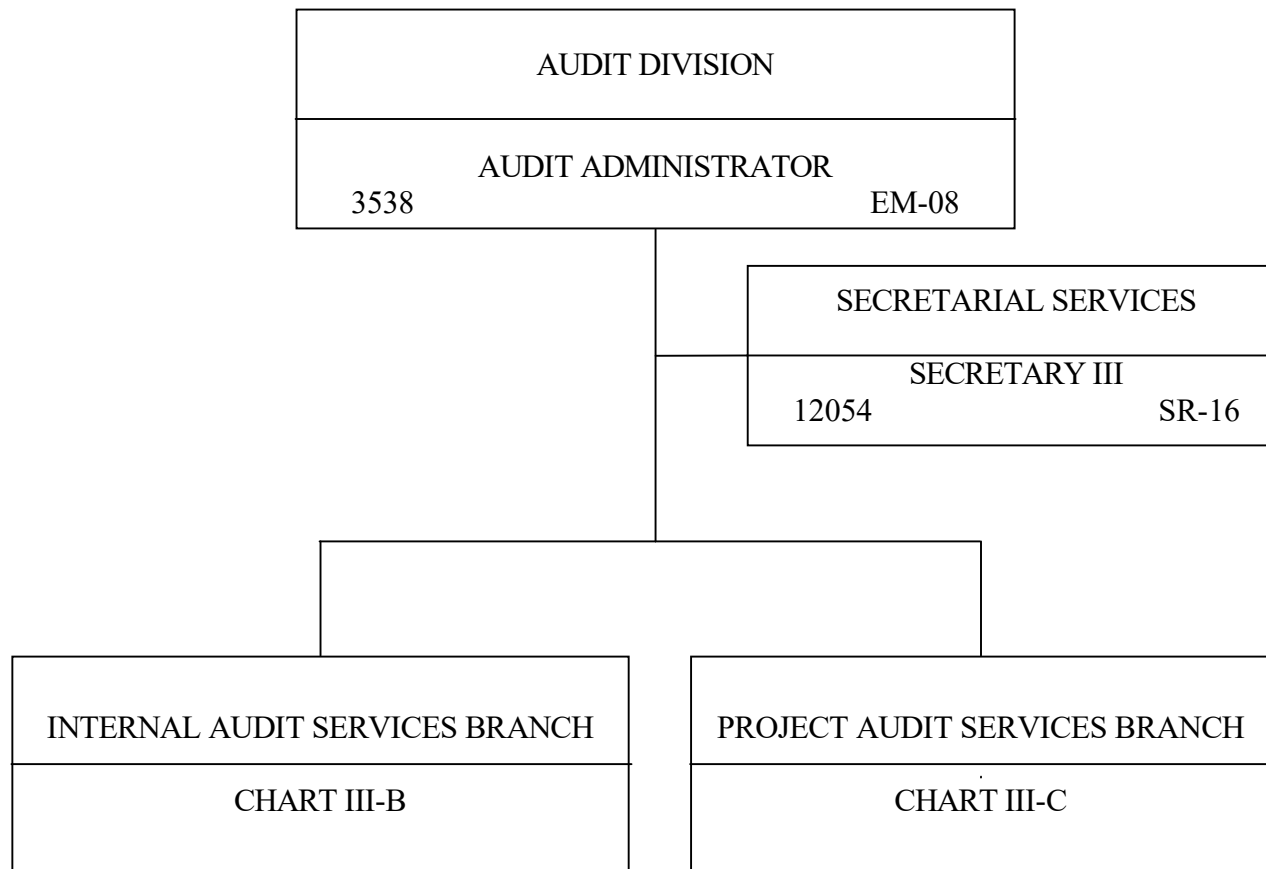
POSITION ORGANIZATION CHART




1/ REALLOCATED TEMPORARILY FROM AUTHORIZED ACCOUNTANT IV, SR-22, TO ACCOUNTANT III, SR-20, EFFECTIVE 02/16/21.



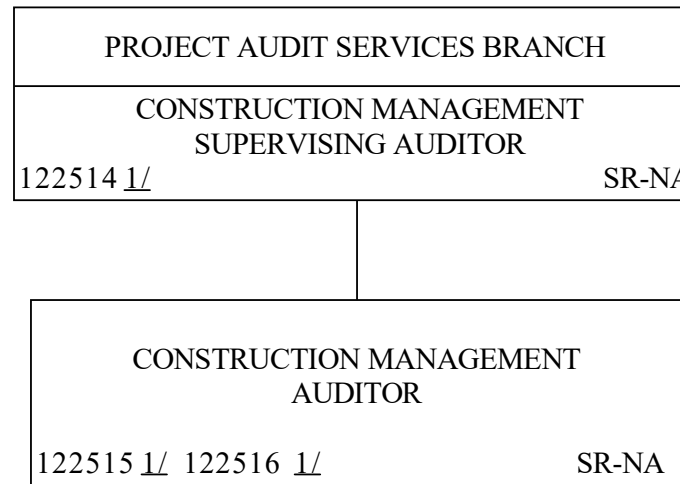
STATE OF HAWAII
DEPARTMENT OF ACCOUNTING AND GENERAL SERVICES
AUDIT DIVISION





STATE OF HAWAII
DEPARTMENT OF ACCOUNTING AND GENERAL SERVICES
AUDIT DIVISION

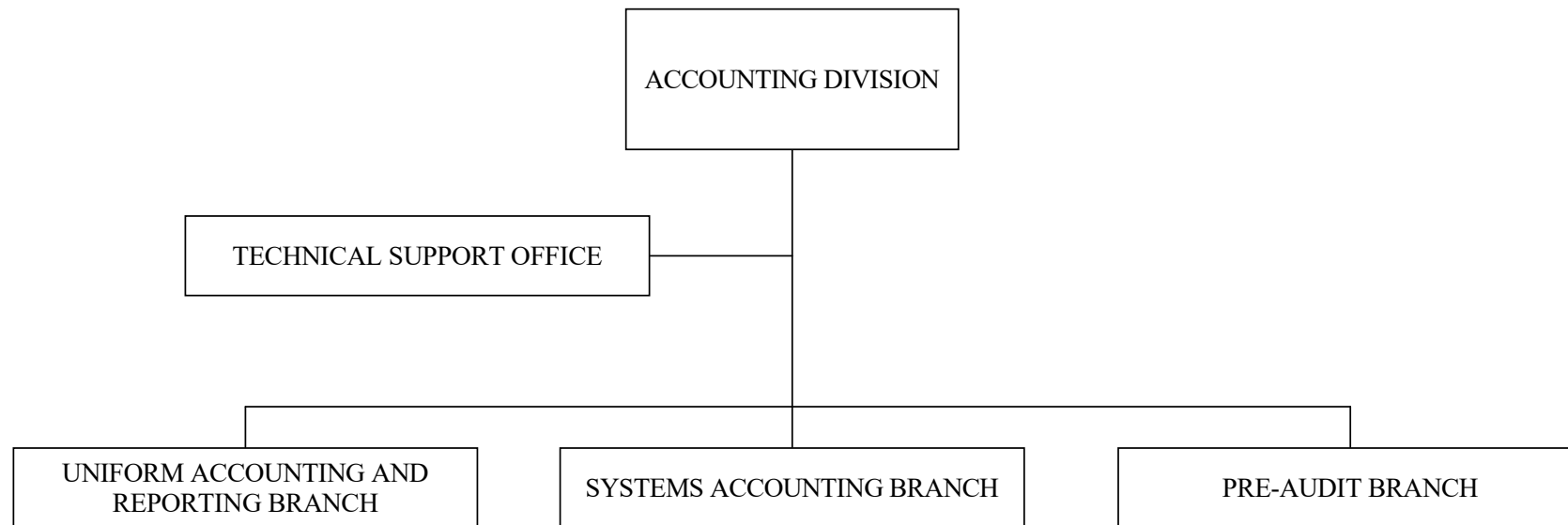
POSITION ORGANIZATION CHART FOR NEW POSITIONS AUTHORIZED BY
ACT 001, FIRST SPECIAL SESSION OF 2017 TO BE FORMALLY PLACED
ON THE ORGANIZATION CHART WHEN THE REORGANIZATION IS COMPLETED.



1/ AUTHORIZED BY ACT 001, FIRST SPECIAL SESSION OF 2017 (TO BE REPEALED DECEMBER 31, 2030). THE AUDIT DIVISION WILL DO A REORGANIZATION TO PLACE THESE POSITIONS WITHIN THE AUDIT DIVISION.

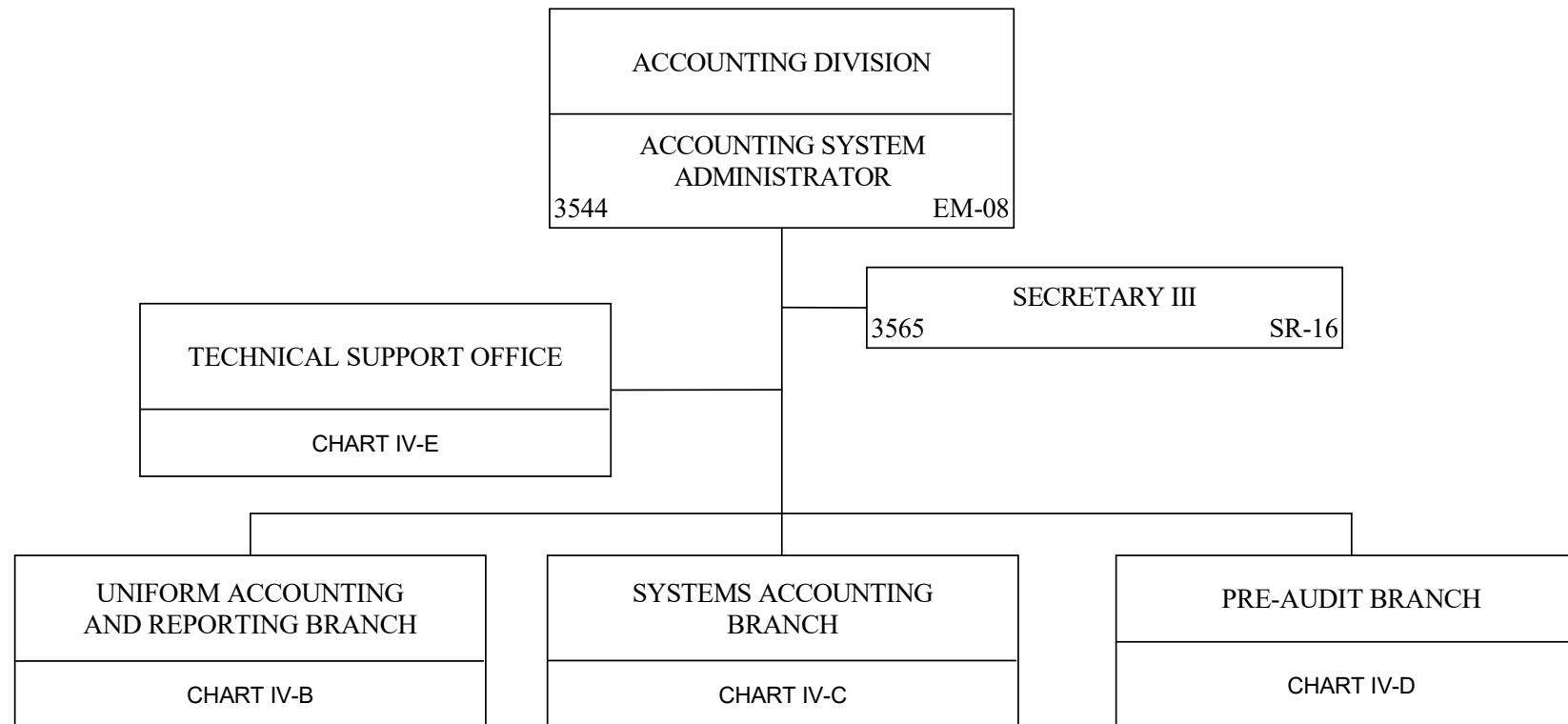
STATE OF HAWAII
DEPARTMENT OF ACCOUNTING AND GENERAL SERVICES
ACCOUNTING DIVISION

ORGANIZATION CHART



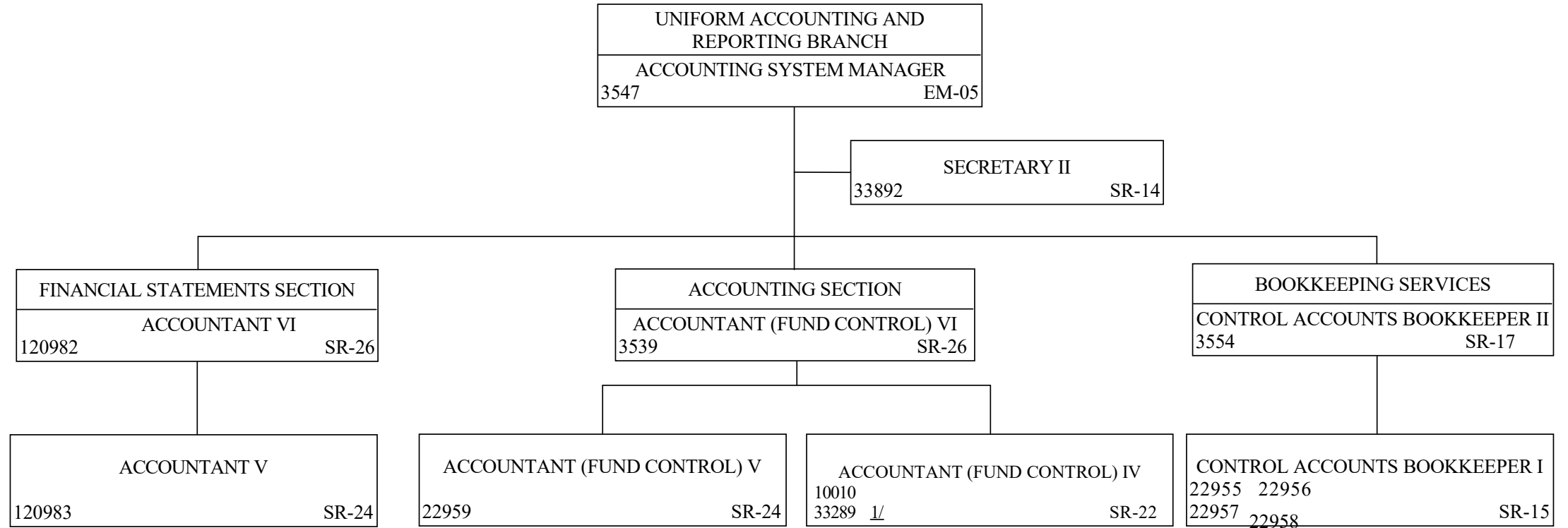
STATE OF HAWAII
DEPARTMENT OF ACCOUNTING AND GENERAL SERVICES
ACCOUNTING DIVISION

POSITION ORGANIZATION CHART



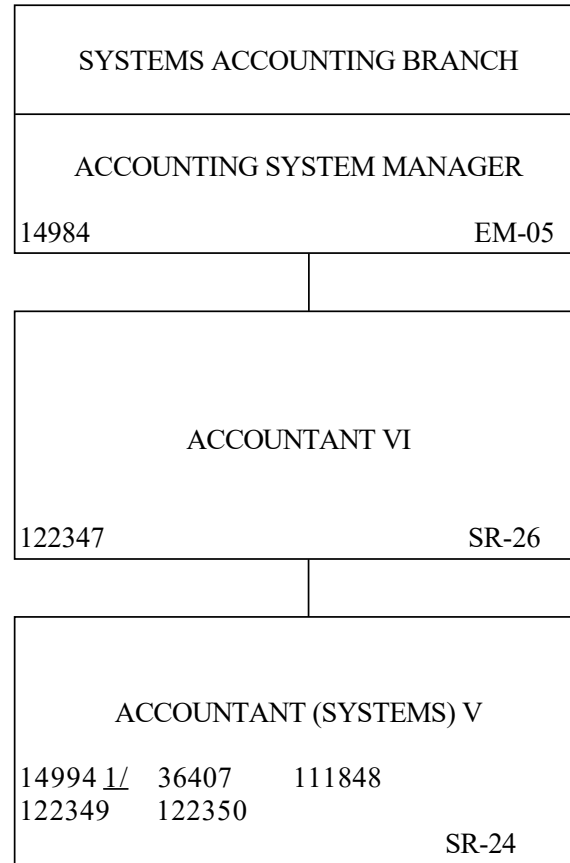
STATE OF HAWAII
DEPARTMENT OF ACCOUNTING AND GENERAL SERVICES
ACCOUNTING DIVISION
UNIFORM ACCOUNTING AND REPORTING BRANCH

POSITION ORGANIZATION CHART



1/ POSITION NO. 33289 WAS REALLOCATED BACK TO THE AUTHORIZED ACCOUNTANT IV, SR-22, FROM ACCOUNTANT III, SR-20, EFFECTIVE 06/01/21.

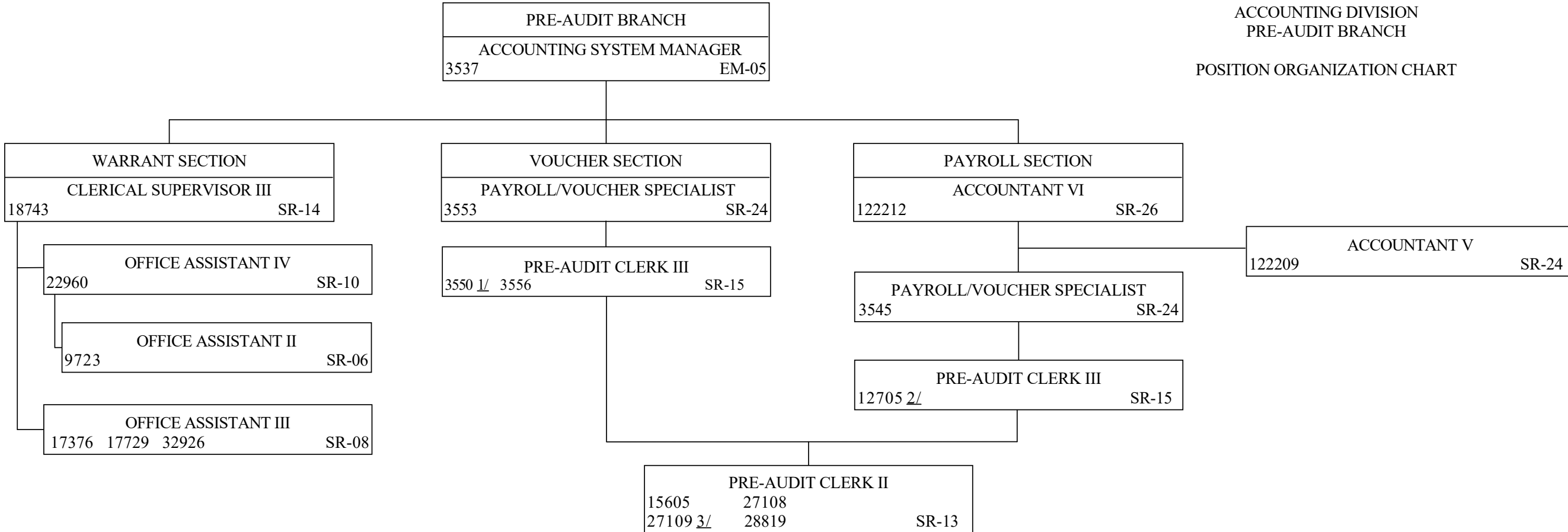
STATE OF HAWAII
 DEPARTMENT OF ACCOUNTING AND GENERAL SERVICES
 ACCOUNTING DIVISION
 SYSTEMS ACCOUNTING BRANCH
 POSITION ORGANIZATION CHART



1/ POSITION REALLOCATED TEMPORARILY TO AN ACCOUNTANT IV, SR-22, EFFECTIVE 11/20/19.

STATE OF HAWAII
DEPARTMENT OF ACCOUNTING AND GENERAL SERVICES
ACCOUNTING DIVISION
PRE-AUDIT BRANCH


POSITION ORGANIZATION CHART



1/ POSITION NO. 3550 WAS REALLOCATED TEMPORARILY FROM PRE-AUDIT CLERK III, SR-15 TO PRE-AUDIT CLERK II, SR-13, EFFECTIVE 12/24/18.
2/ POSITION NO. 12705 WAS REALLOCATED TEMPORARILY FROM PRE-AUDIT CLERK III, SR-15, TO PRE-AUDIT CLERK II, SR-13, EFFECTIVE 01/12/21.
3/ POSITION NO. 27109 WAS REALLOCATED TEMPORARILY FROM PRE-AUDIT CLERK II, SR-13, TO PRE-AUDIT CLERK I, SR-11, EFFECTIVE 01/12/21.

STATE OF HAWAII
DEPARTMENT OF ACCOUNTING AND GENERAL SERVICES
ACCOUNTING DIVISION
TECHNICAL SUPPORT OFFICE

POSITION ORGANIZATION CHART

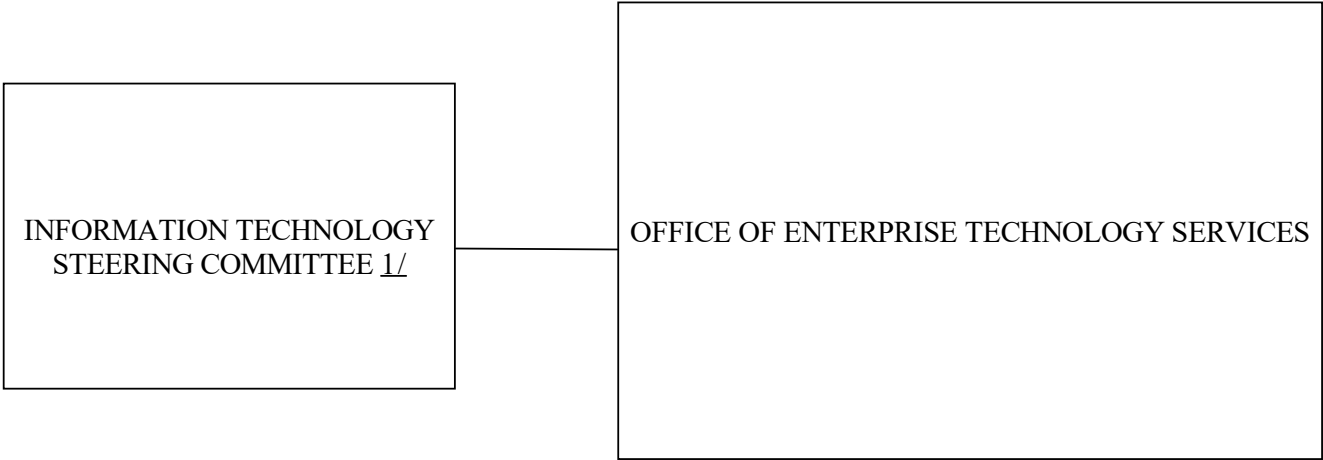


1/ POSITION NO. 122348 RECLASSIFIED TO DEPARTMENTAL PROGRAM OFFICER, EM-03, FROM INFORMATION TECHNOLOGY BAND D (SYSTEMS ANALYSIS MANAGER, EM-05 PREVIOUSLY ACCOUNTANT VI) EFFECTIVE 7/22/20 AND PENDING DELEGATED REORGANIZATION FROM THE TECHNICAL SUPPORT OFFICE BACK TO THE SYSTEMS ACCOUNTING OFFICE.

2/ RECLASSIFIED TO GENERAL PROFESSIONAL V, SR-24, FROM INFORMATION TECHNOLOGY BAND B (SYSTEM ANALYST, SR-24 PREVIOUSLY ACCOUNTANT V) EFFECTIVE 7/14/20 AND PENDING DELEGATED REORGANIZATION FROM THE TECHNICAL SUPPORT OFFICE BACK TO THE SYSTEMS ACCOUNTING OFFICE.

STATE OF HAWAII
DEPARTMENT OF ACCOUNTING AND GENERAL SERVICES
OFFICE OF ENTERPRISE TECHNOLOGY SERVICES
AND
INFORMATION TECHNOLOGY STEERING COMMITTEE

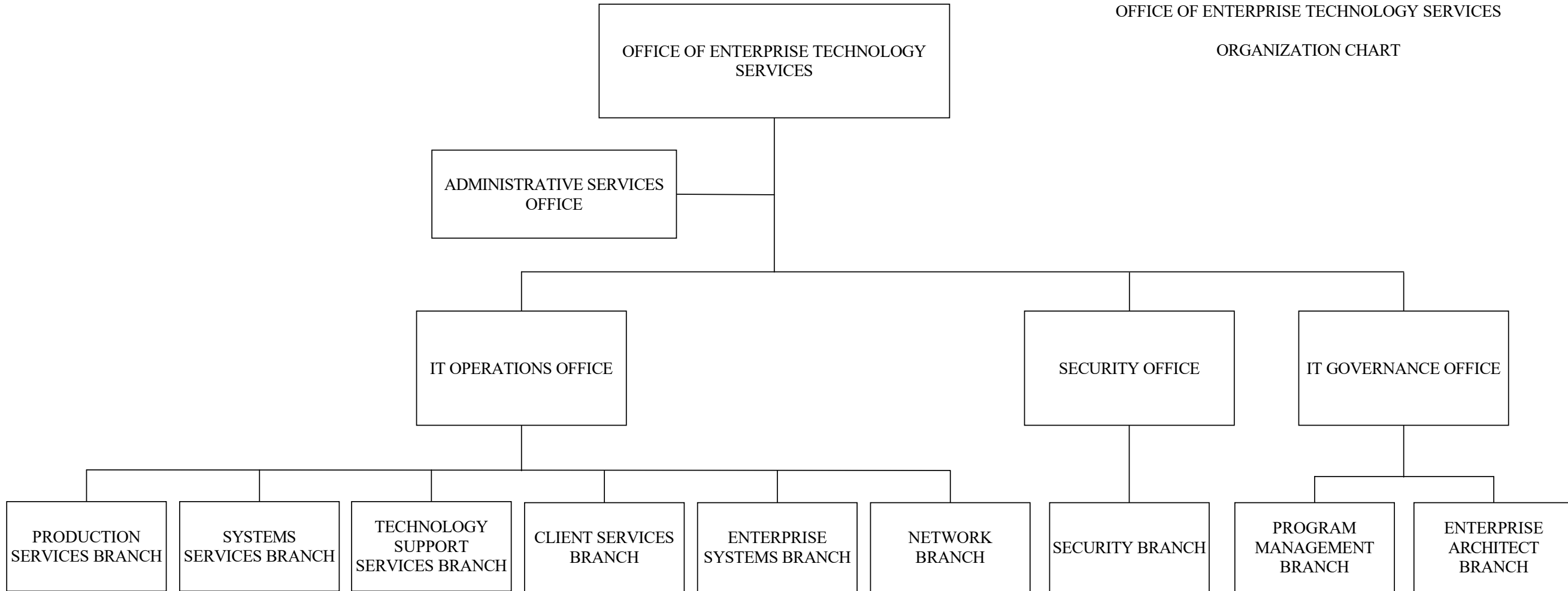
ORGANIZATION CHART



1/ ESTABLISHED TO ASSIST THE CHIEF INFORMATION OFFICER (CIO) IN DEVELOPING THE STATE'S INFORMATION TECHNOLOGY STANDARDS AND POLICIES. THE CIO CHAIRS THIS COMMITTEE.

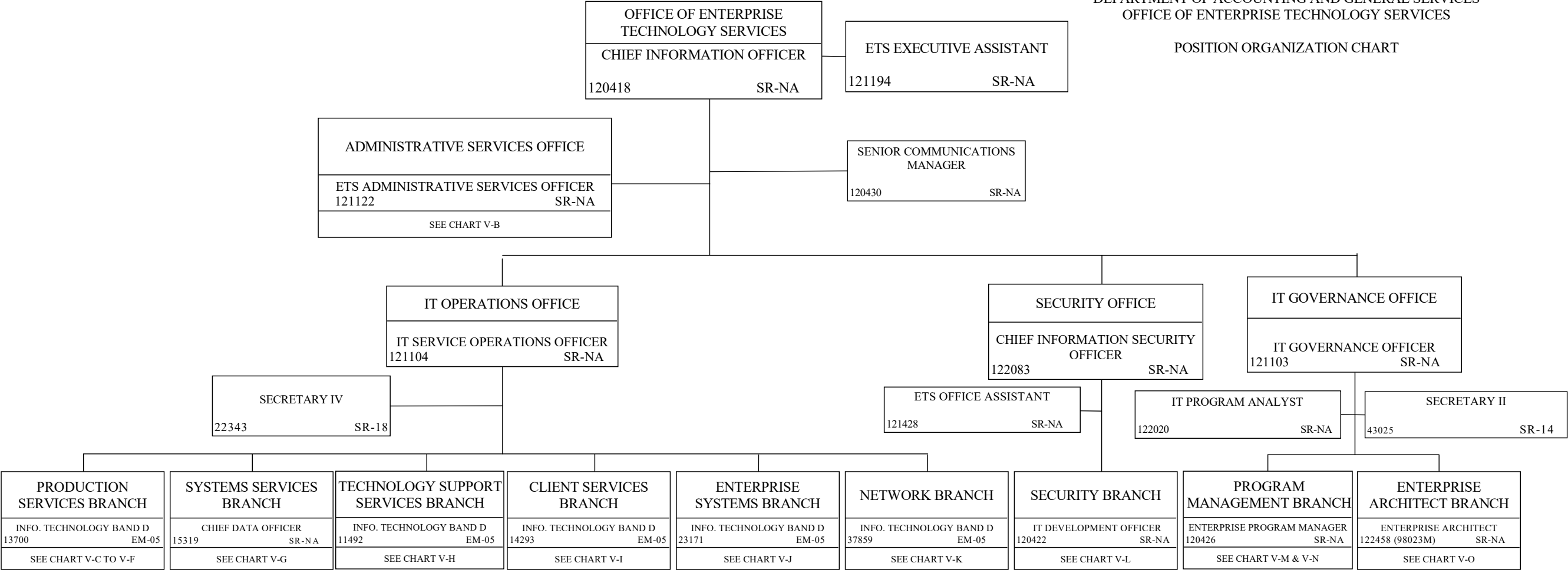
STATE OF HAWAII
DEPARTMENT OF ACCOUNTING AND GENERAL SERVICES
OFFICE OF ENTERPRISE TECHNOLOGY SERVICES

ORGANIZATION CHART



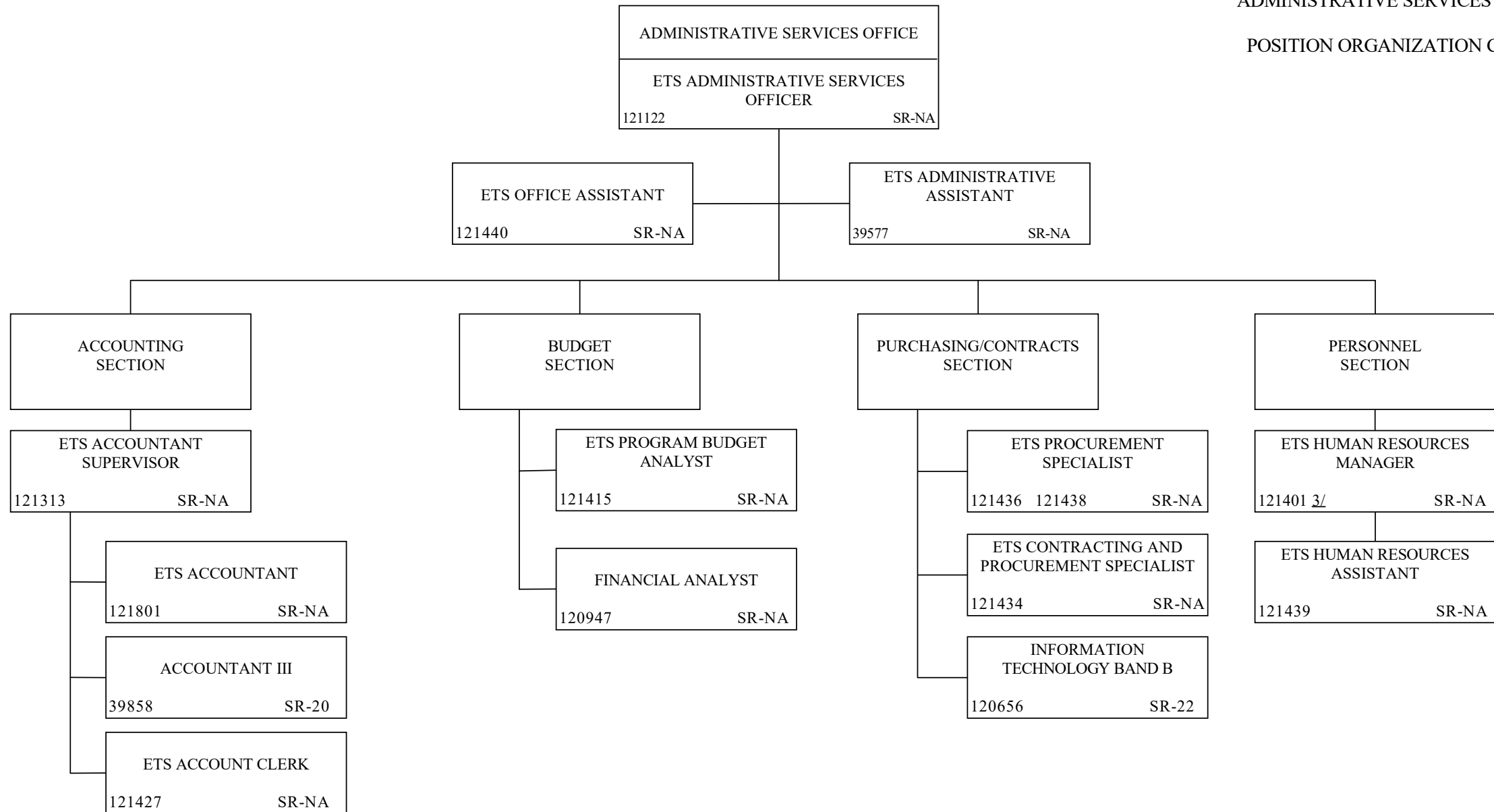
STATE OF HAWAII
DEPARTMENT OF ACCOUNTING AND GENERAL SERVICES
OFFICE OF ENTERPRISE TECHNOLOGY SERVICES

POSITION ORGANIZATION CHART



STATE OF HAWAII
 DEPARTMENT OF ACCOUNTING AND GENERAL SERVICES
 OFFICE OF ENTERPRISE TECHNOLOGY SERVICES
 ADMINISTRATIVE SERVICES OFFICE

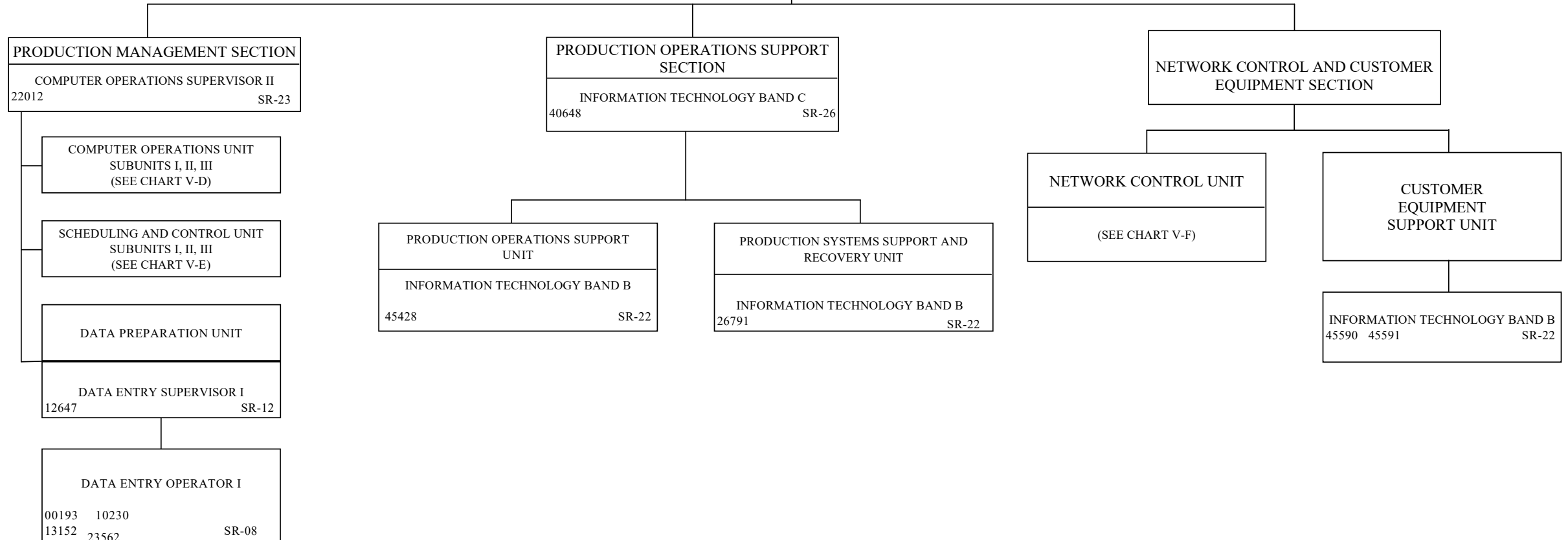
POSITION ORGANIZATION CHART



STATE OF HAWAII
 DEPARTMENT OF ACCOUNTING AND GENERAL SERVICES
 OFFICE OF ENTERPRISE TECHNOLOGY SERVICES
 IT OPERATIONS OFFICE
 PRODUCTION SERVICES BRANCH
 POSITION ORGANIZATION CHART

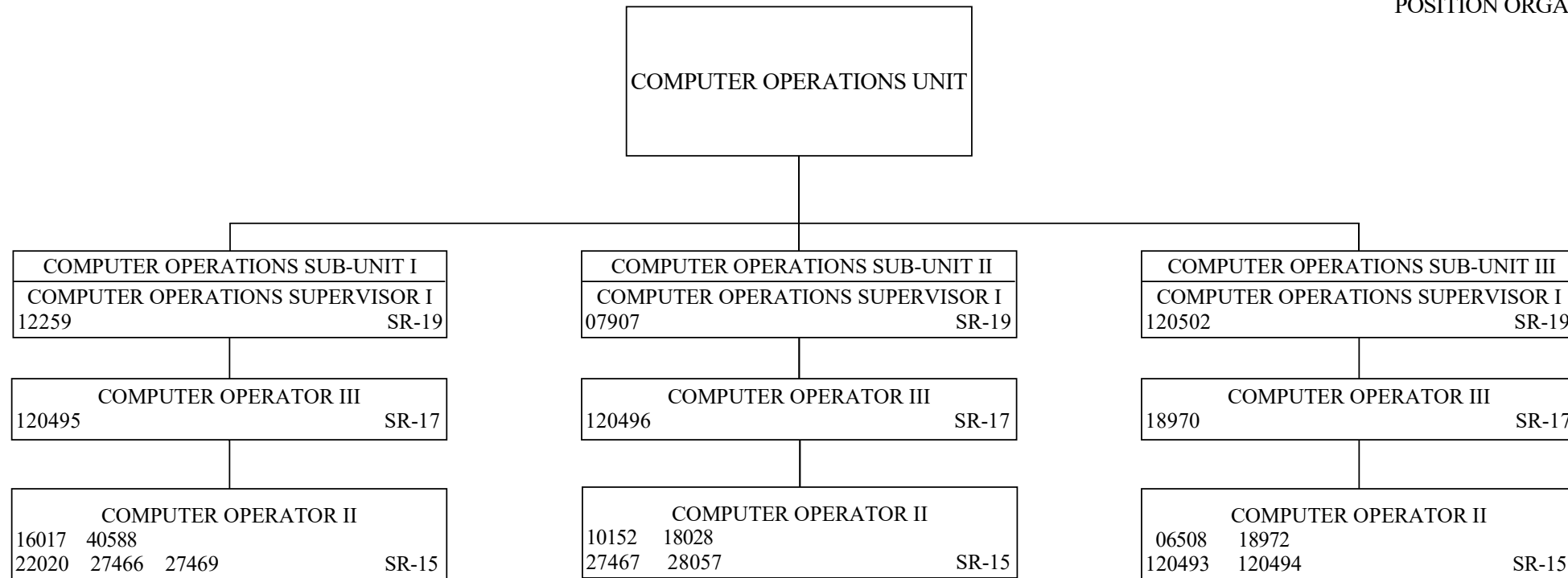
PRODUCTION SERVICES BRANCH	
INFORMATION TECHNOLOGY BAND D 13700	EM-05

SECRETARY II	
29673	SR-14



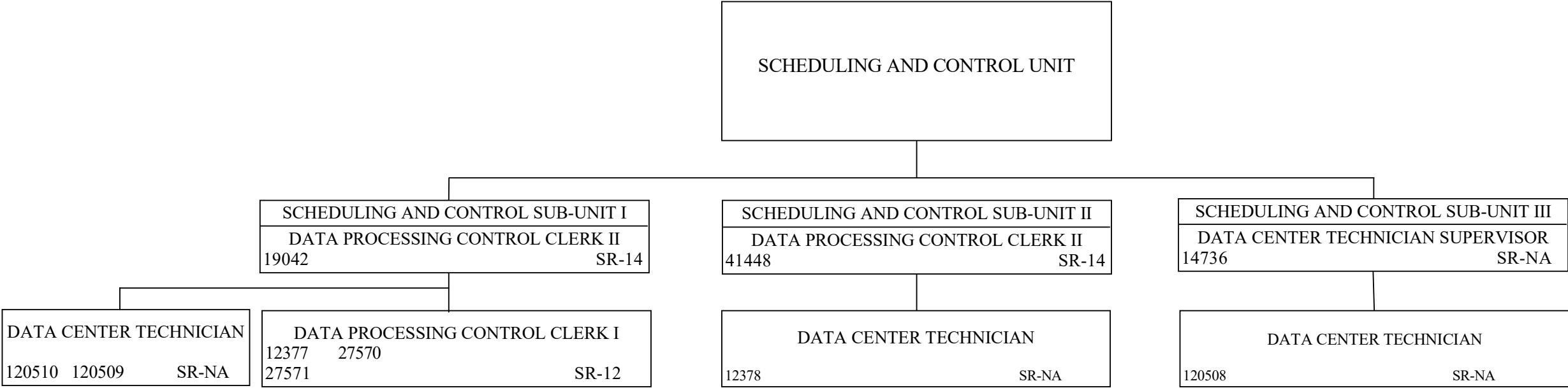
STATE OF HAWAII
 DEPARTMENT OF ACCOUNTING AND GENERAL SERVICES
 OFFICE OF ENTERPRISE TECHNOLOGY SERVICES
 IT OPERATIONS OFFICE
 PRODUCTION SERVICES BRANCH
 PRODUCTION MANAGEMENT SECTION
 COMPUTER OPERATIONS UNIT

POSITION ORGANIZATION CHART



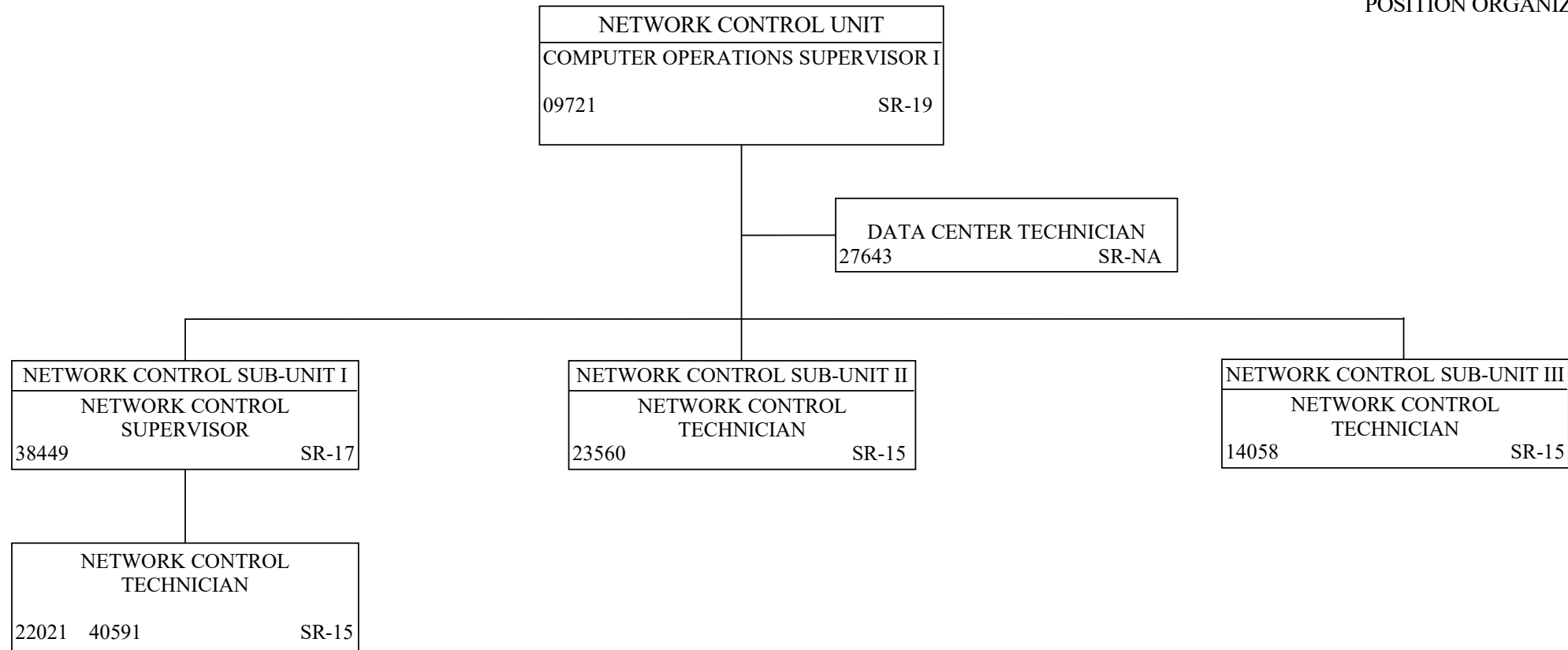
STATE OF HAWAII
 DEPARTMENT OF ACCOUNTING AND GENERAL SERVICES
 OFFICE OF ENTERPRISE TECHNOLOGY SERVICES
 IT OPERATIONS OFFICE
 PRODUCTION SERVICES BRANCH
 PRODUCTION MANAGEMENT SECTION
 SCHEDULING AND CONTROL UNIT

 POSITION ORGANIZATION CHART



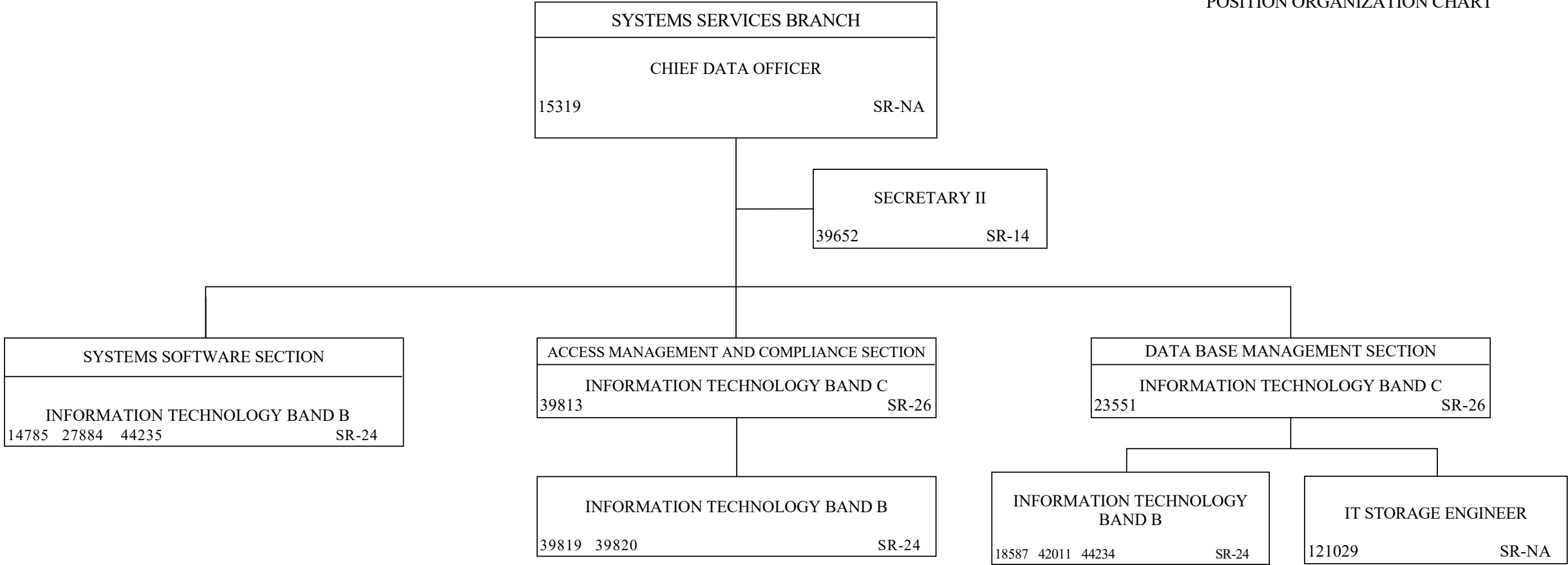
STATE OF HAWAII
 DEPARTMENT OF ACCOUNTING AND GENERAL SERVICES
 OFFICE OF ENTERPRISE TECHNOLOGY SERVICES
 IT OPERATIONS OFFICE
 PRODUCTION SERVICES BRANCH
 NETWORK CONTROL AND EQUIPMENT SUPPORT SECTION
 NETWORK CONTROL UNIT

POSITION ORGANIZATION CHART



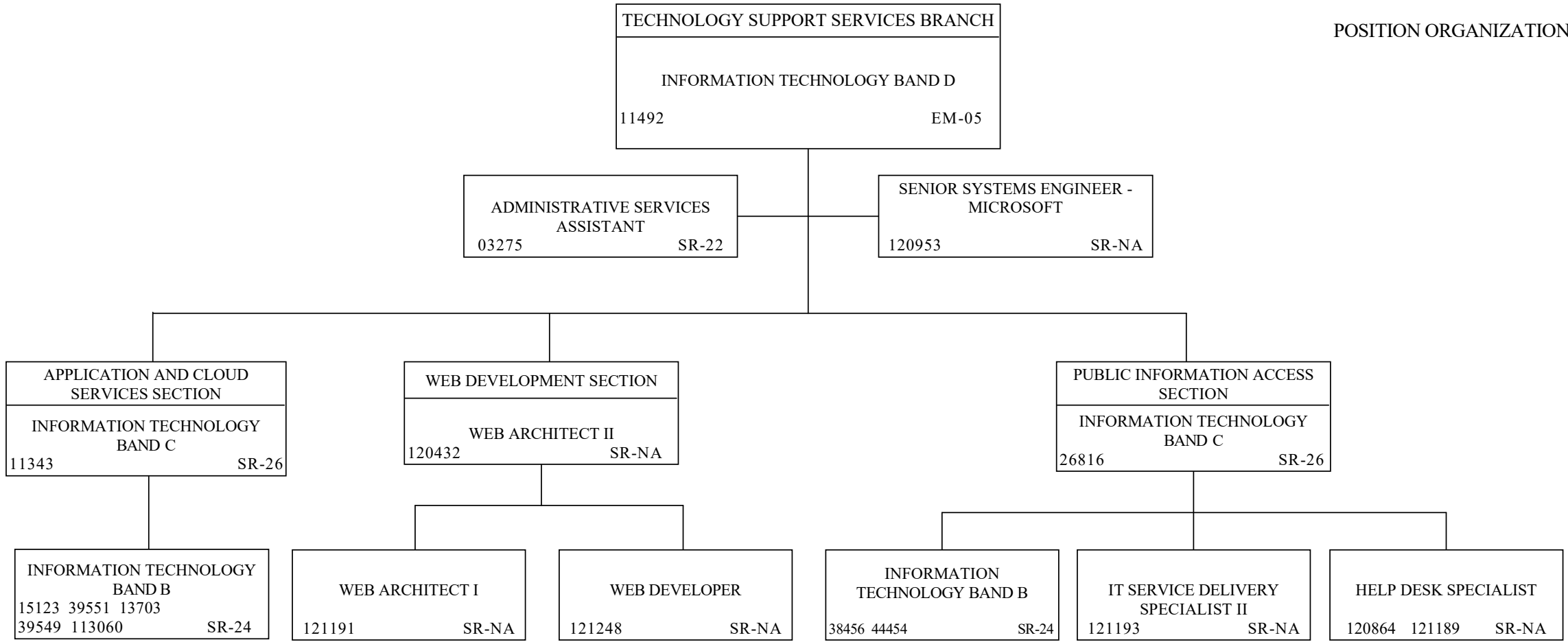
STATE OF HAWAII
DEPARTMENT OF ACCOUNTING AND GENERAL SERVICES
OFFICE OF ENTERPRISE TECHNOLOGY SERVICES
IT OPERATIONS OFFICE
SYSTEMS SERVICES BRANCH

POSITION ORGANIZATION CHART



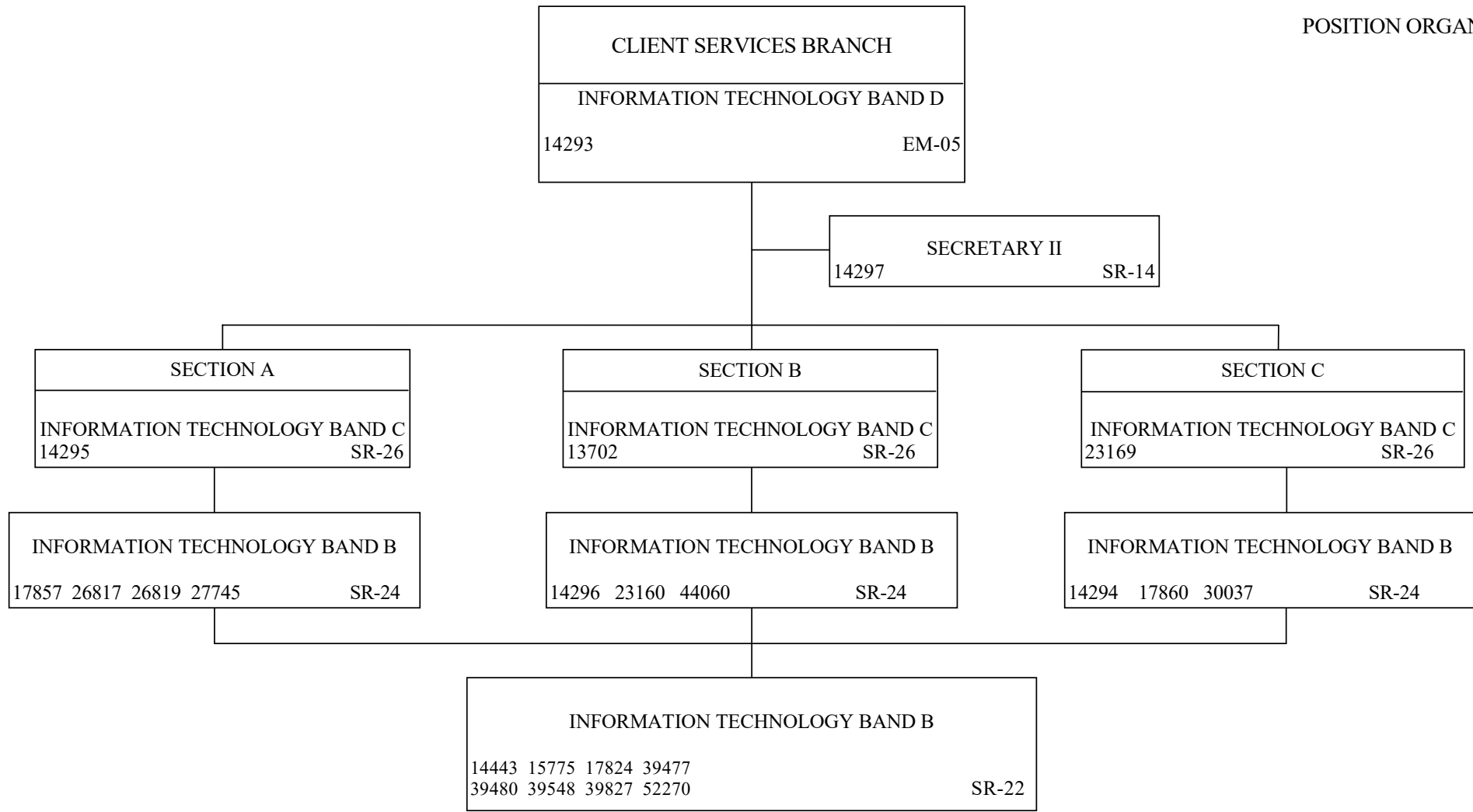
STATE OF HAWAII
 DEPARTMENT OF ACCOUNTING AND GENERAL SERVICES
 OFFICE OF ENTERPRISE TECHNOLOGY SERVICES
 IT OPERATIONS OFFICE
 TECHNOLOGY SUPPORT SERVICES BRANCH

POSITION ORGANIZATION CHART

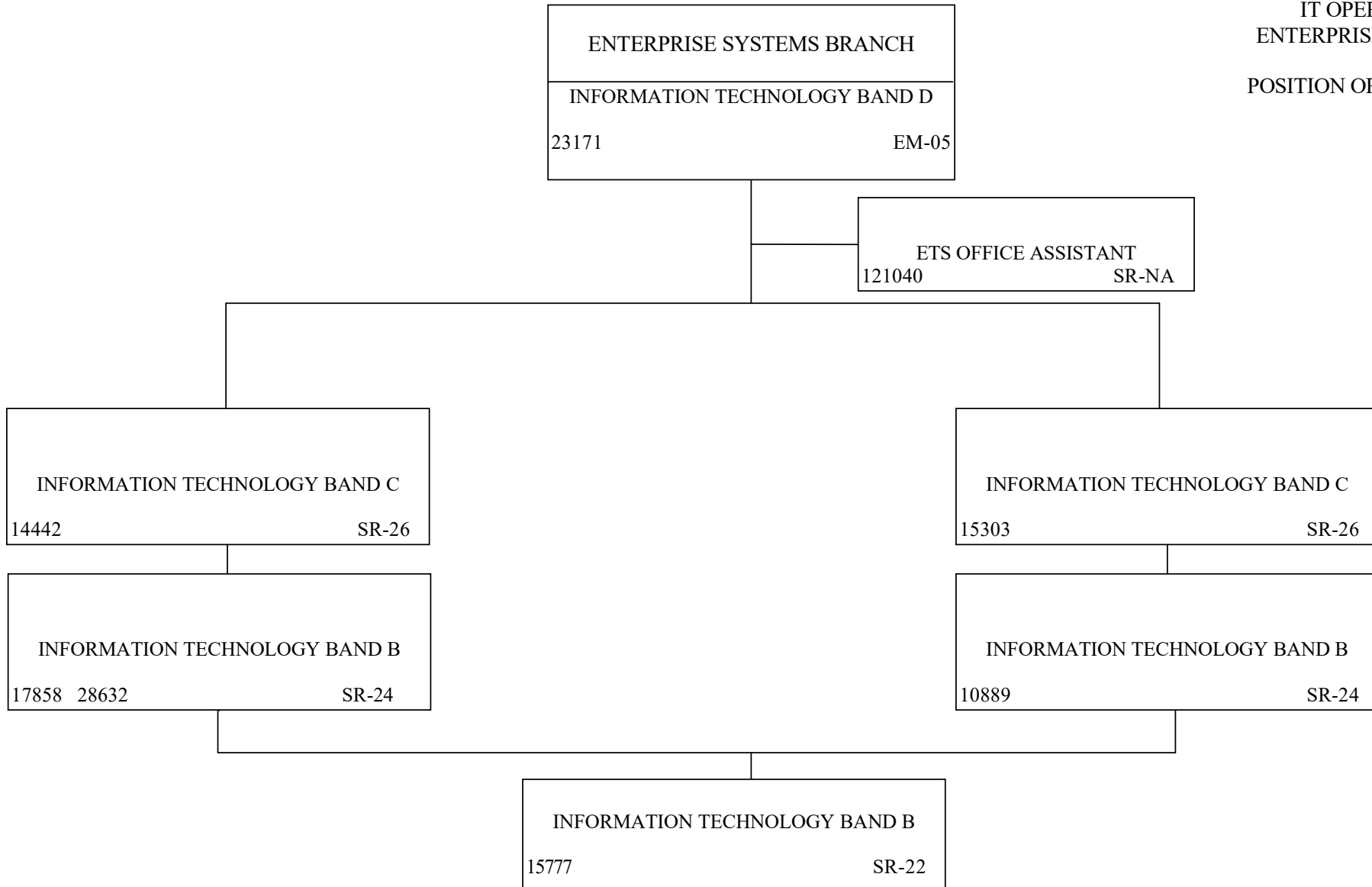


STATE OF HAWAII
 DEPARTMENT OF ACCOUNTING AND GENERAL SERVICES
 OFFICE OF ENTERPRISE TECHNOLOGY SERVICES
 IT OPERATIONS OFFICE
 CLIENT SERVICES BRANCH

POSITION ORGANIZATION CHART

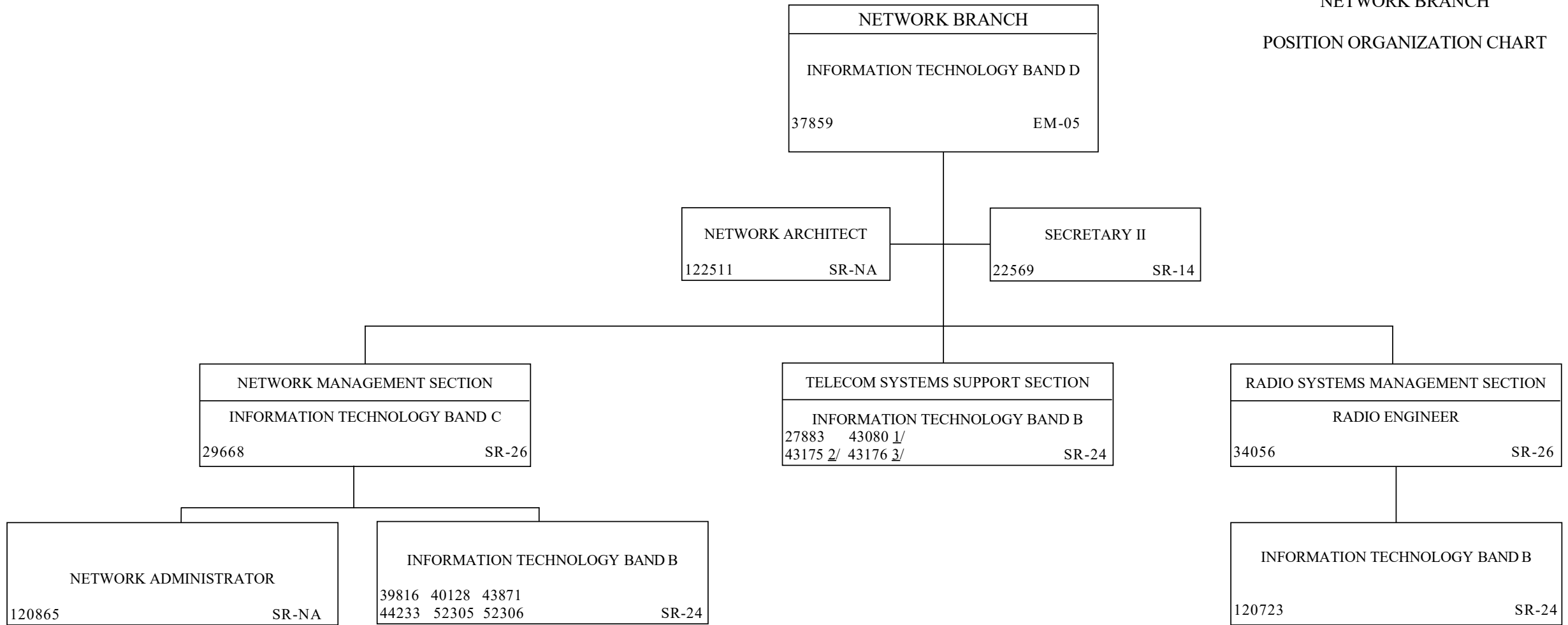


STATE OF HAWAII
DEPARTMENT OF ACCOUNTING AND GENERAL SERVICES
OFFICE OF ENTERPRISE TECHNOLOGY SERVICES
IT OPERATIONS OFFICE
ENTERPRISE SYSTEMS BRANCH
POSITION ORGANIZATION CHART



STATE OF HAWAII
 DEPARTMENT OF ACCOUNTING AND GENERAL SERVICES
 OFFICE OF ENTERPRISE TECHNOLOGY SERVICES
 IT OPERATIONS OFFICE
 NETWORK BRANCH

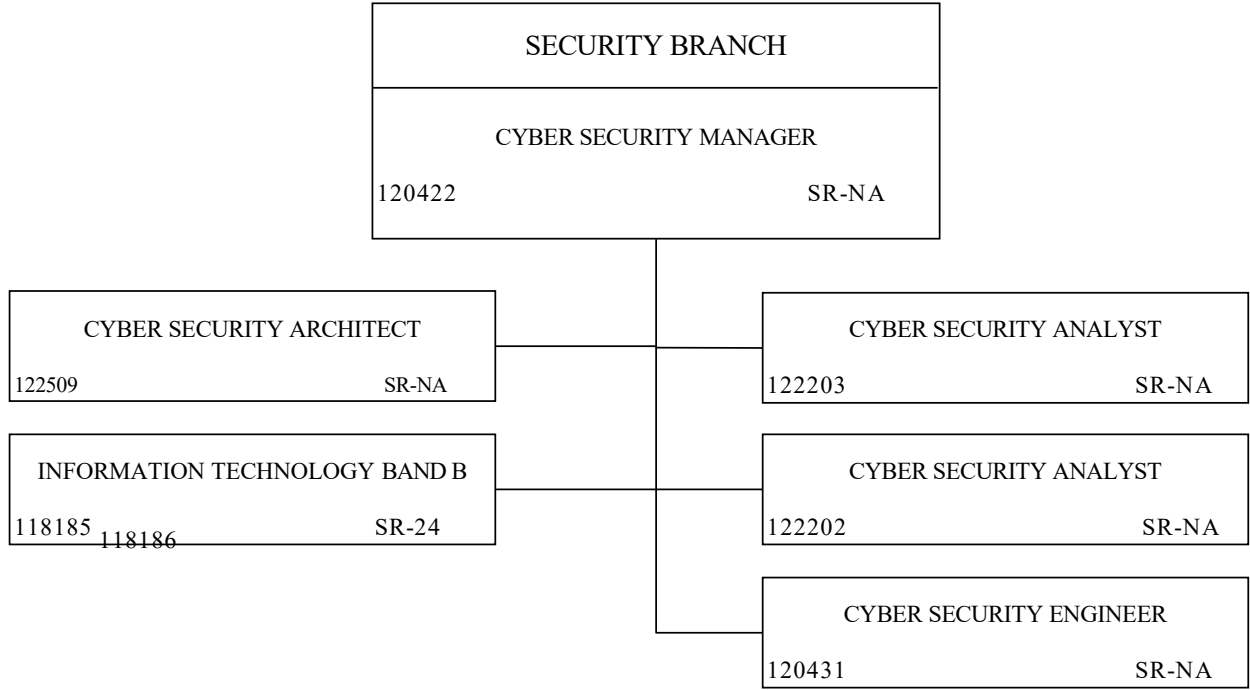
POSITION ORGANIZATION CHART



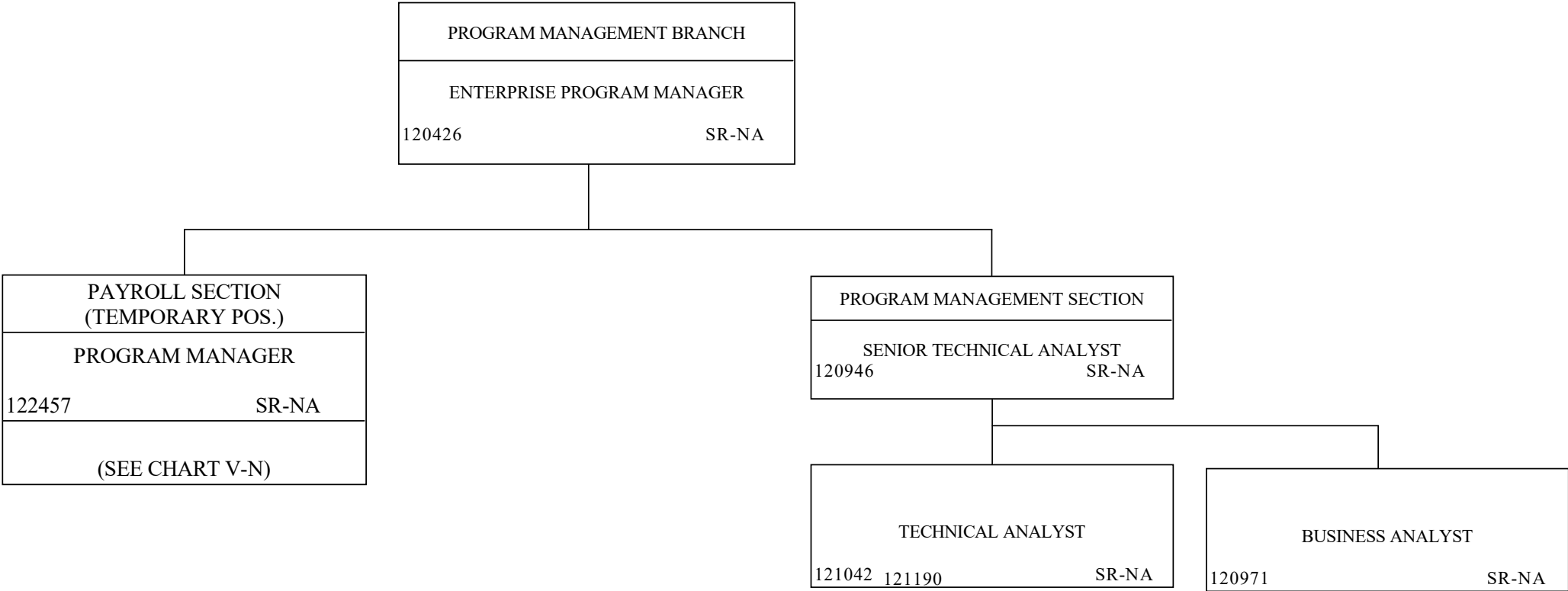
1/ POSITION NO. 43080 IS LOCATED ON KAUAI.
 2/ POSITION NO. 43175 IS LOCATED ON MAUI.
 3/ POSITION NO. 43176 IS LOCATED ON HAWAII.

STATE OF HAWAII
 DEPARTMENT OF ACCOUNTING AND GENERAL SERVICES
 OFFICE OF ENTERPRISE TECHNOLOGY SERVICES
 SECURITY OFFICE
 SECURITY BRANCH

POSITION ORGANIZATION CHART

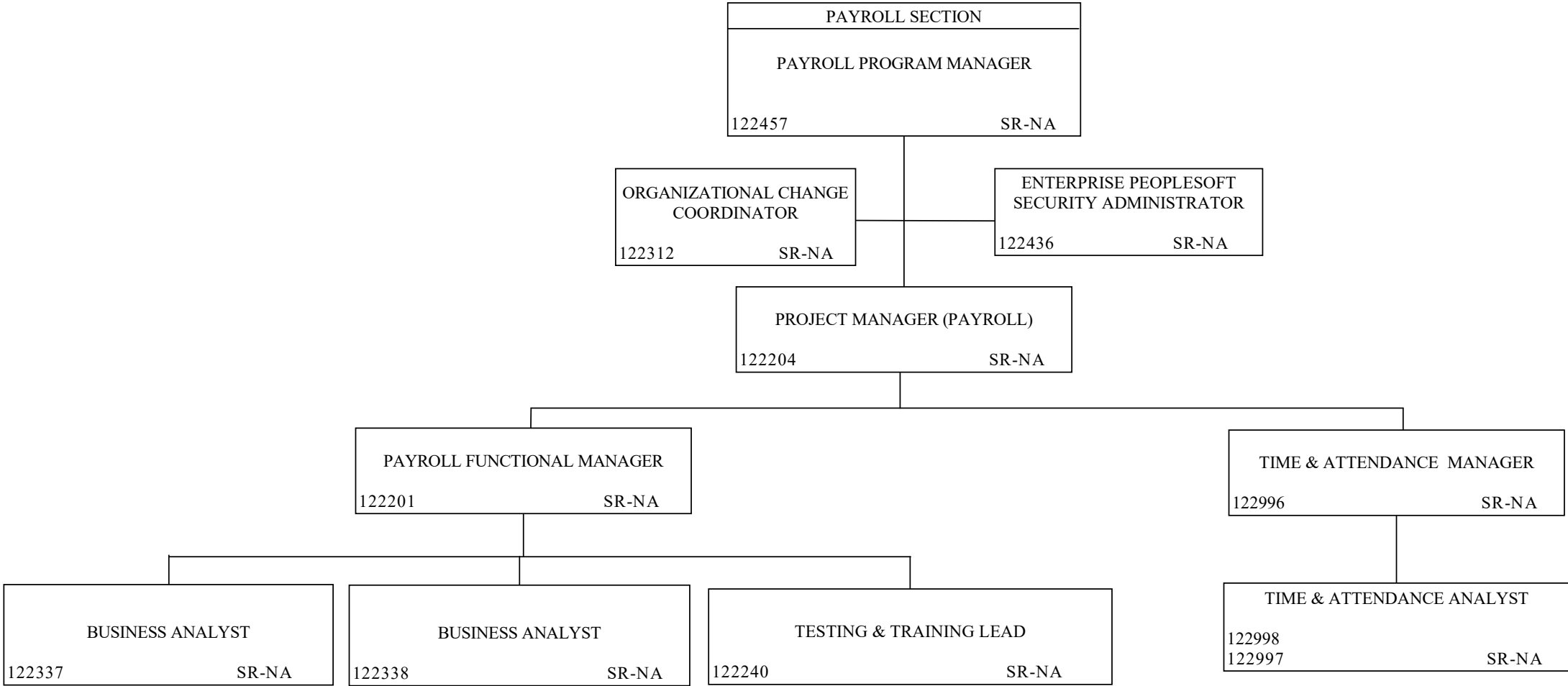


STATE OF HAWAII
 DEPARTMENT OF ACCOUNTING AND GENERAL SERVICES
 OFFICE OF ENTERPRISE TECHNOLOGY SERVICES
 IT GOVERNANCE OFFICE
 PROGRAM MANAGEMENT BRANCH
 POSITION ORGANIZATION CHART



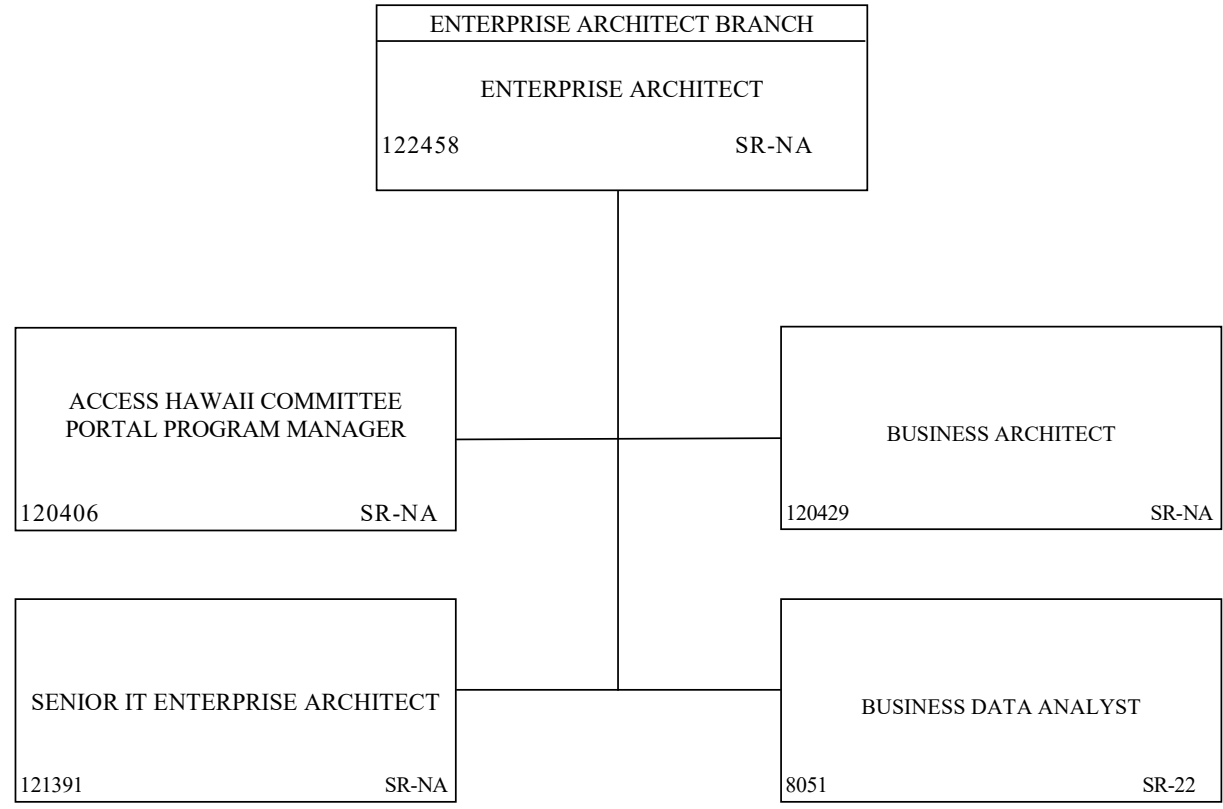
STATE OF HAWAII
DEPARTMENT OF ACCOUNTING AND GENERAL SERVICES
OFFICE OF ENTERPRISE TECHNOLOGY SERVICES
IT GOVERNANCE OFFICE
PROGRAM MANAGEMENT BRANCH
PAYROLL SECTION

POSITION ORGANIZATION CHART




STATE OF HAWAII
DEPARTMENT OF ACCOUNTING AND GENERAL SERVICES
OFFICE OF ENTERPRISE TECHNOLOGY SERVICES
IT GOVERNANCE OFFICE
ENTERPRISE ARCHITECT BRANCH

POSITION ORGANIZATION CHART



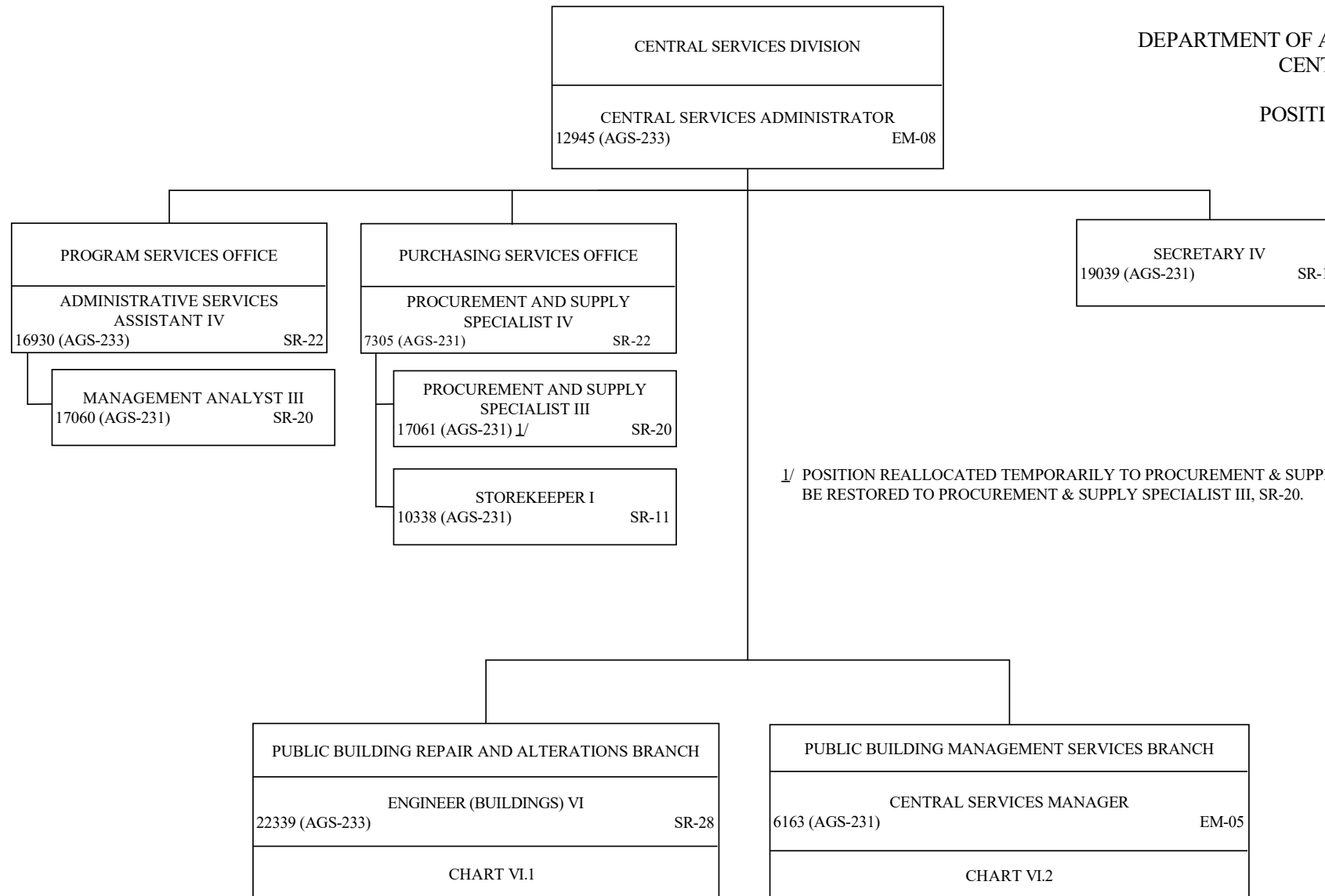
STATE OF HAWAII
DEPARTMENT OF ACCOUNTING AND GENERAL SERVICES
CENTRAL SERVICES DIVISION
ADMINISTRATION

ORGANIZATION CHART



STATE OF HAWAII
 DEPARTMENT OF ACCOUNTING AND GENERAL SERVICES
 CENTRAL SERVICES DIVISION

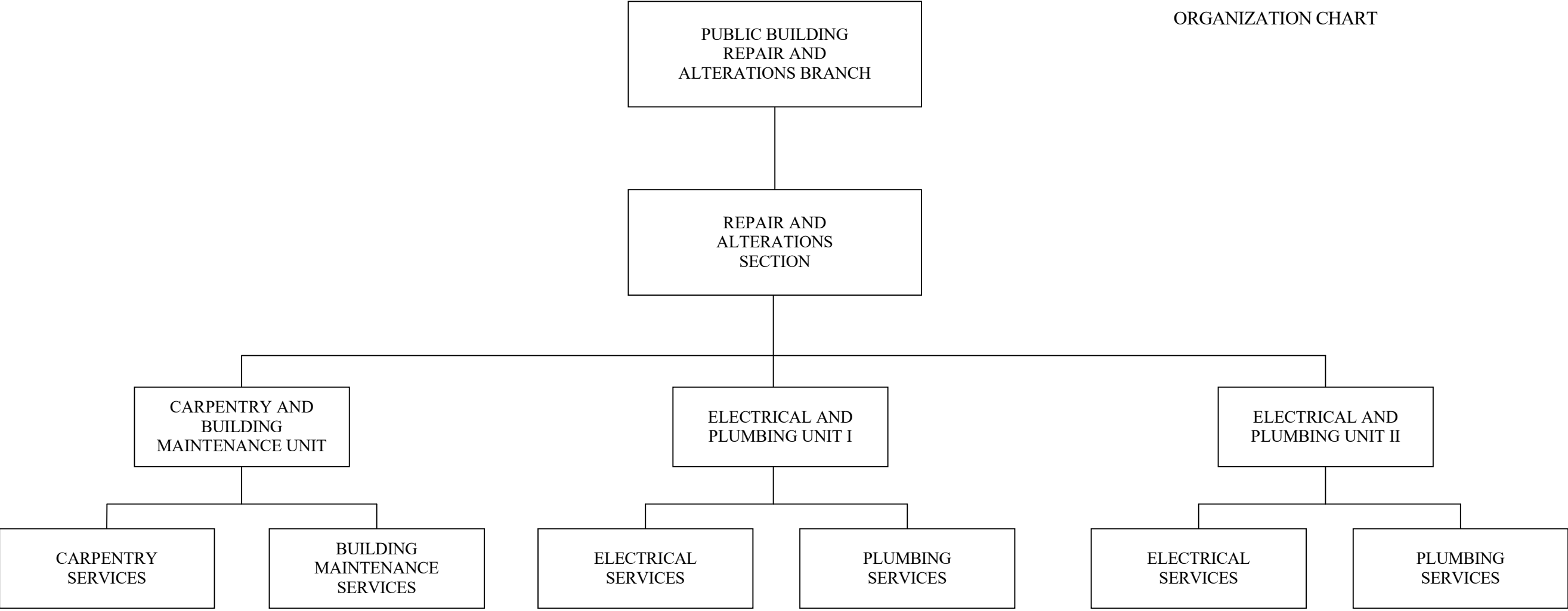
POSITION ORGANIZATION CHART



1/ POSITION REALLOCATED TEMPORARILY TO PROCUREMENT & SUPPLY SPECIALIST II, SR-18, EFFECTIVE 2/16/18 AND WILL EVENTUALLY BE RESTORED TO PROCUREMENT & SUPPLY SPECIALIST III, SR-20.

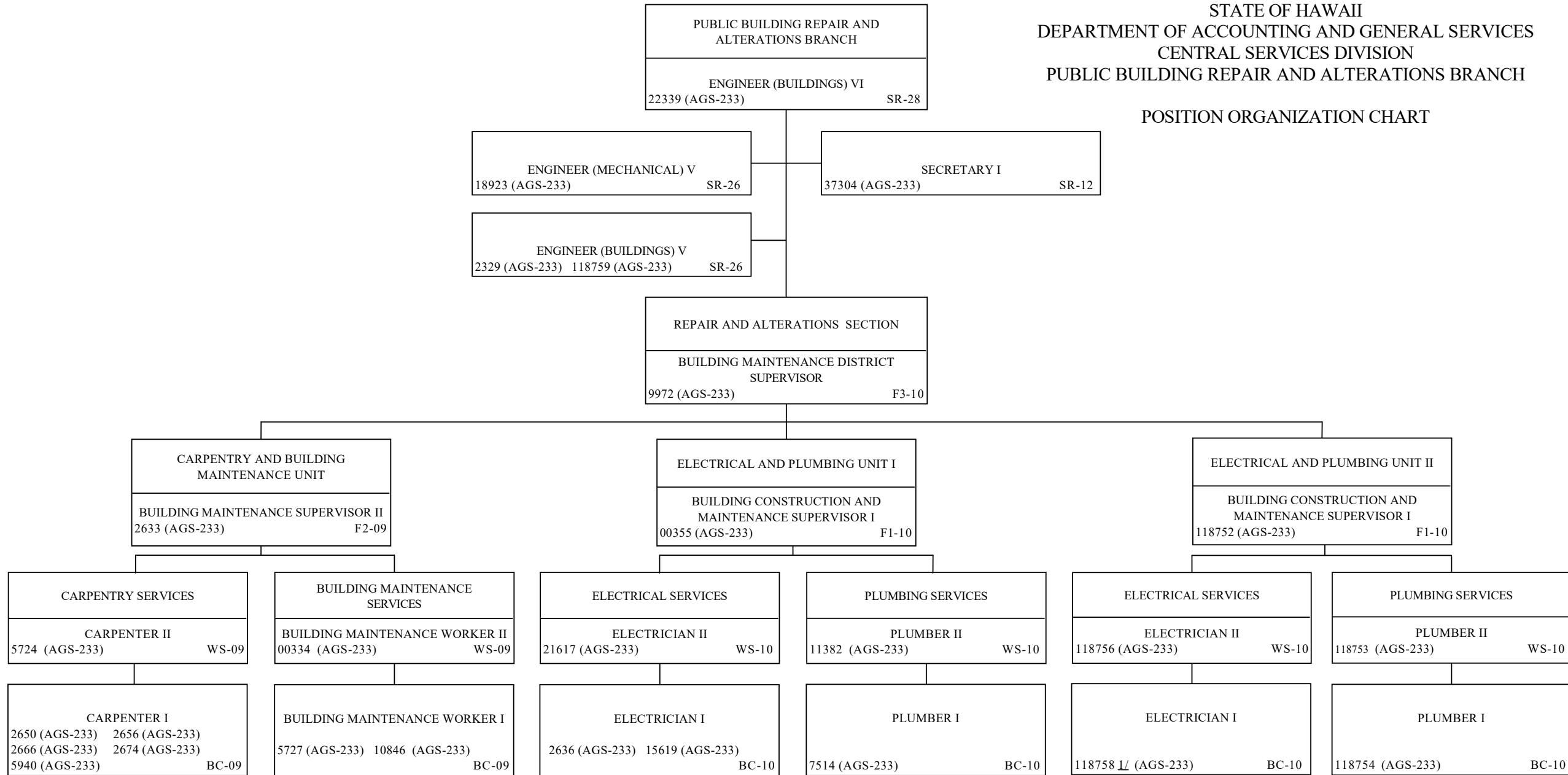
STATE OF HAWAII
DEPARTMENT OF ACCOUNTING AND GENERAL SERVICES
CENTRAL SERVICES DIVISION
PUBLIC BUILDING REPAIR AND ALTERATIONS BRANCH

ORGANIZATION CHART



STATE OF HAWAII
DEPARTMENT OF ACCOUNTING AND GENERAL SERVICES
CENTRAL SERVICES DIVISION
PUBLIC BUILDING REPAIR AND ALTERATIONS BRANCH

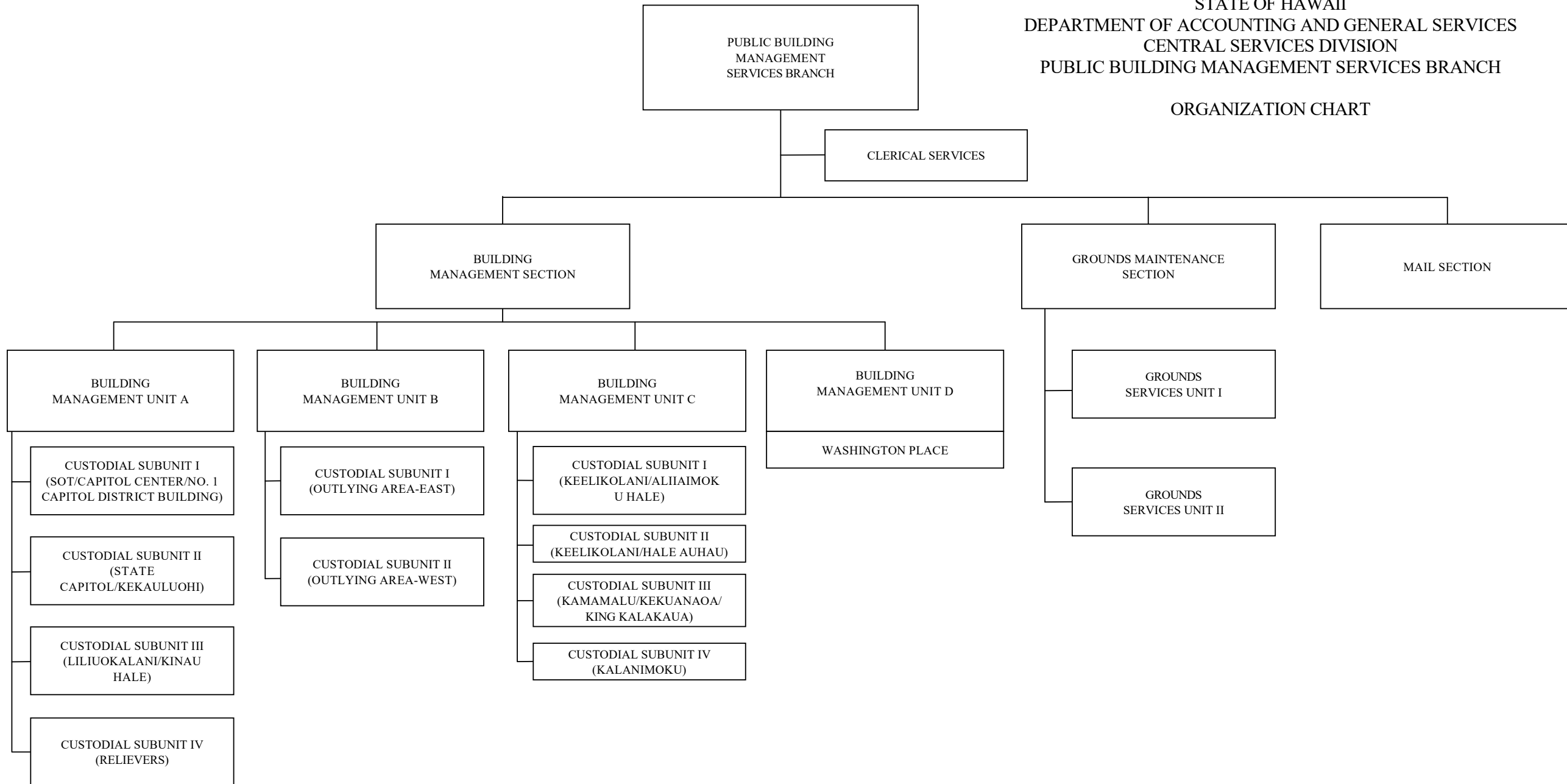
POSITION ORGANIZATION CHART



1/ POSITION NO. 118758 REALLOCATED TO ELECTRICIAN I, BC-10 FROM ELECTRICIAN HELPER, BC-05, ON AND EFFECTIVE 06/18/18.

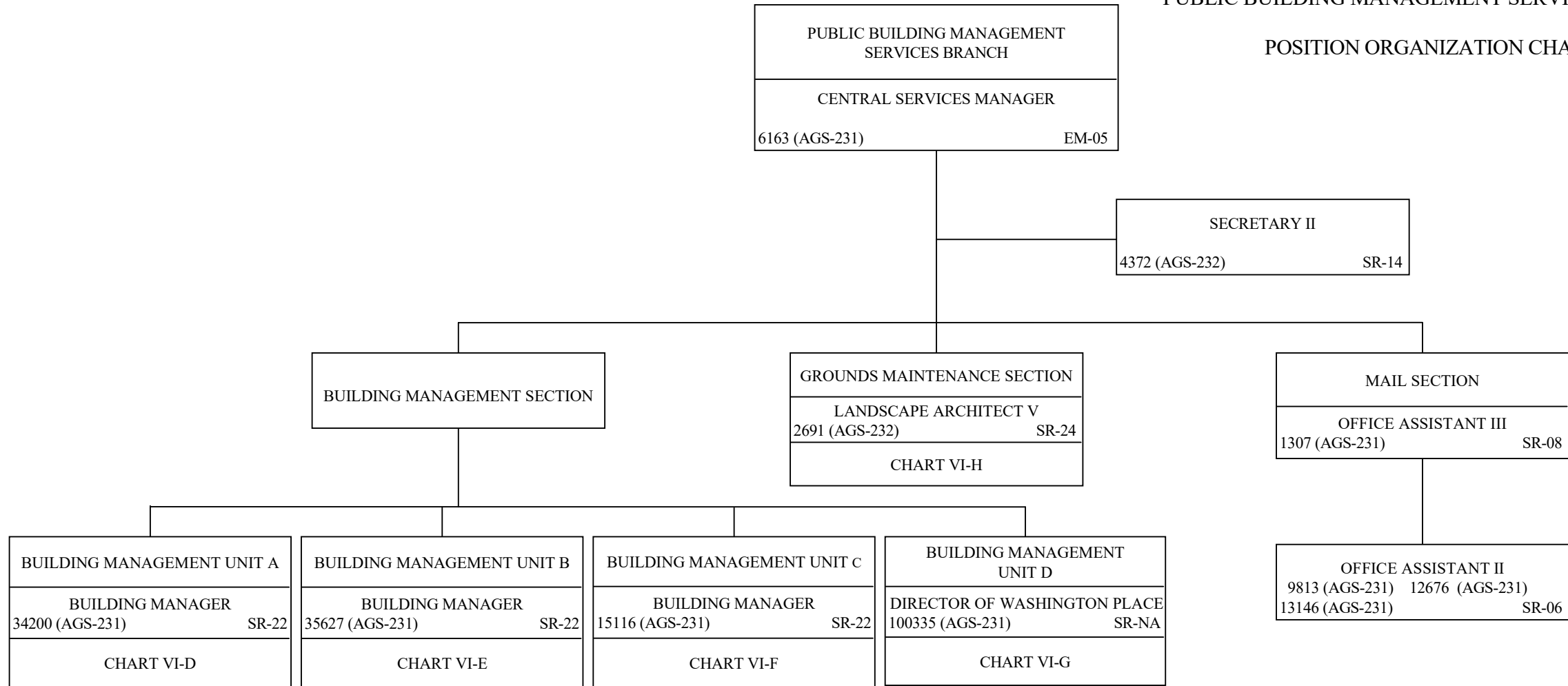
STATE OF HAWAII
 DEPARTMENT OF ACCOUNTING AND GENERAL SERVICES
 CENTRAL SERVICES DIVISION
 PUBLIC BUILDING MANAGEMENT SERVICES BRANCH

ORGANIZATION CHART



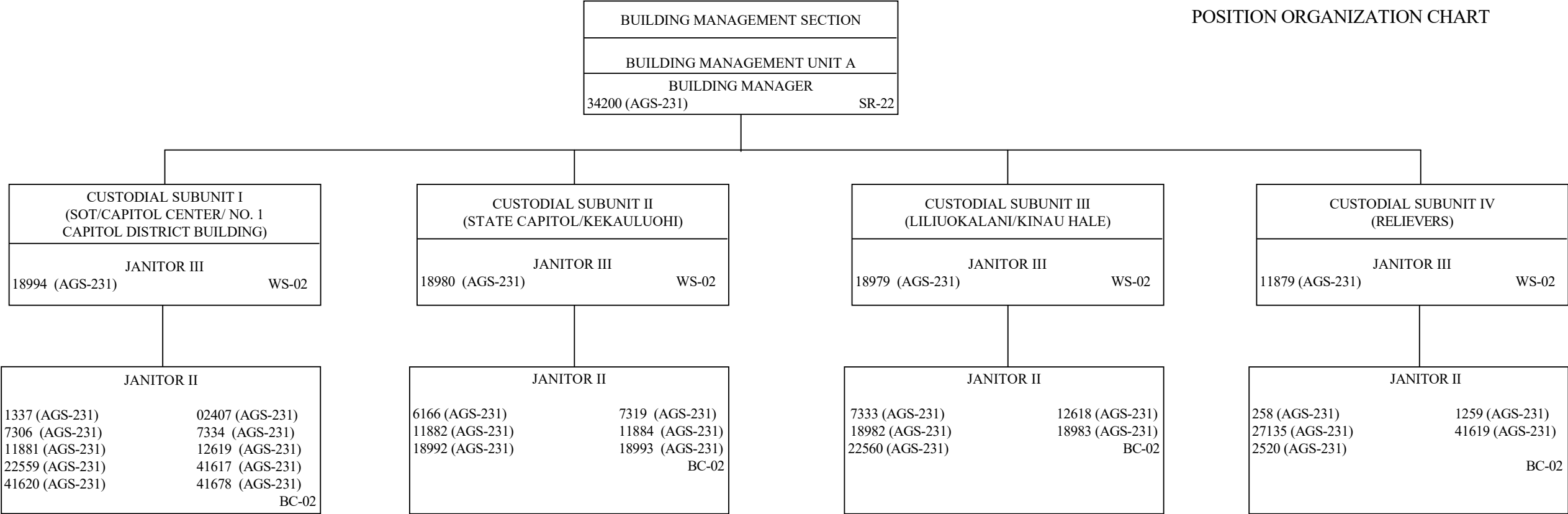
STATE OF HAWAII
DEPARTMENT OF ACCOUNTING AND GENERAL SERVICES
CENTRAL SERVICES DIVISION
PUBLIC BUILDING MANAGEMENT SERVICES BRANCH

POSITION ORGANIZATION CHART



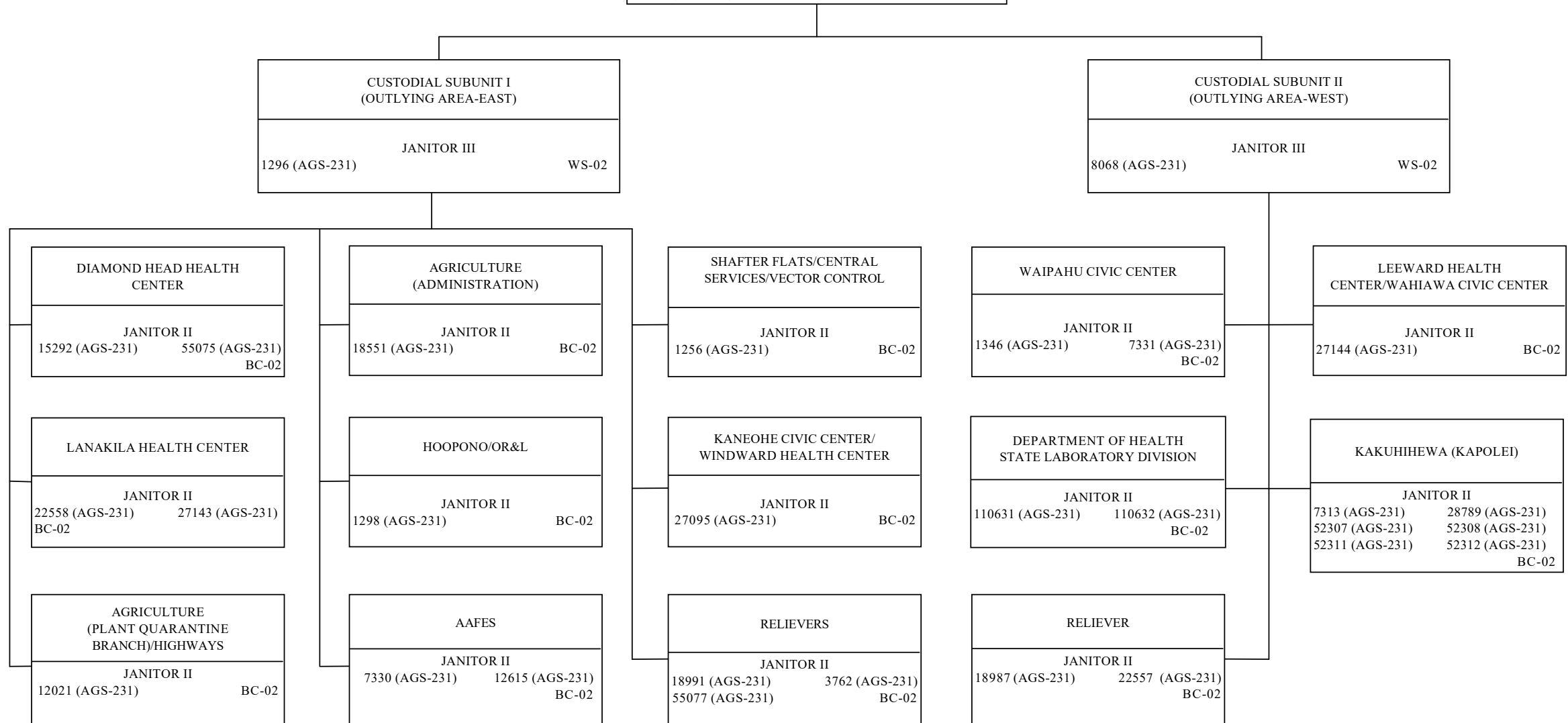
STATE OF HAWAII
DEPARTMENT OF ACCOUNTING AND GENERAL SERVICES
CENTRAL SERVICES DIVISION
PUBLIC BUILDING MANAGEMENT SERVICES BRANCH
BUILDING MANAGEMENT SECTION
BUILDING MANAGEMENT UNIT A

POSITION ORGANIZATION CHART



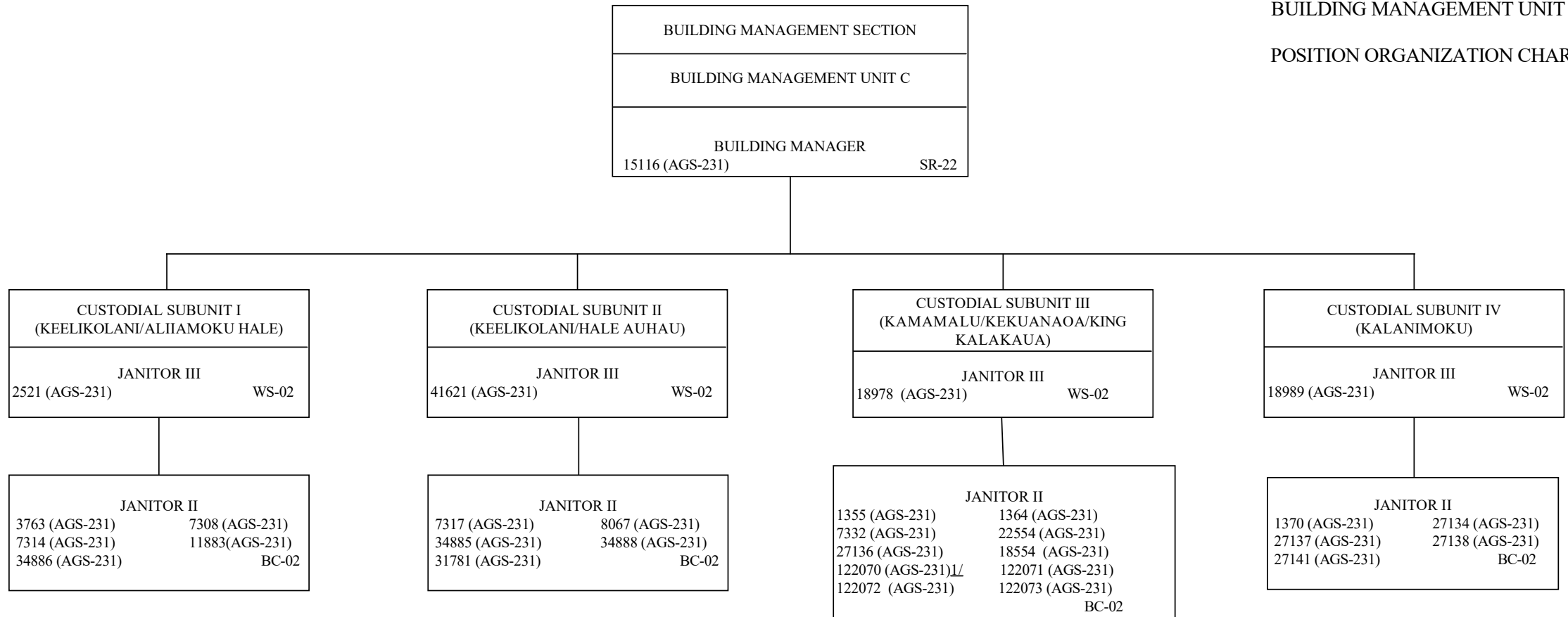
STATE OF HAWAII
DEPARTMENT OF ACCOUNTING AND GENERAL SERVICES
CENTRAL SERVICES DIVISION
PUBLIC BUILDING MANAGEMENT SERVICES BRANCH
BUILDING MANAGEMENT SECTION
BUILDING MANAGEMENT UNIT B
POSITION ORGANIZATION CHART

BUILDING MANAGEMENT SECTION	
BUILDING MANAGEMENT UNIT B	
BUILDING MANAGER	SR-22
35627 (AGS-231)	



STATE OF HAWAII
DEPARTMENT OF ACCOUNTING AND GENERAL SERVICES
CENTRAL SERVICES DIVISION
PUBLIC BUILDING MANAGEMENT SERVICES BRANCH
BUILDING MANAGEMENT SECTION
BUILDING MANAGEMENT UNIT C

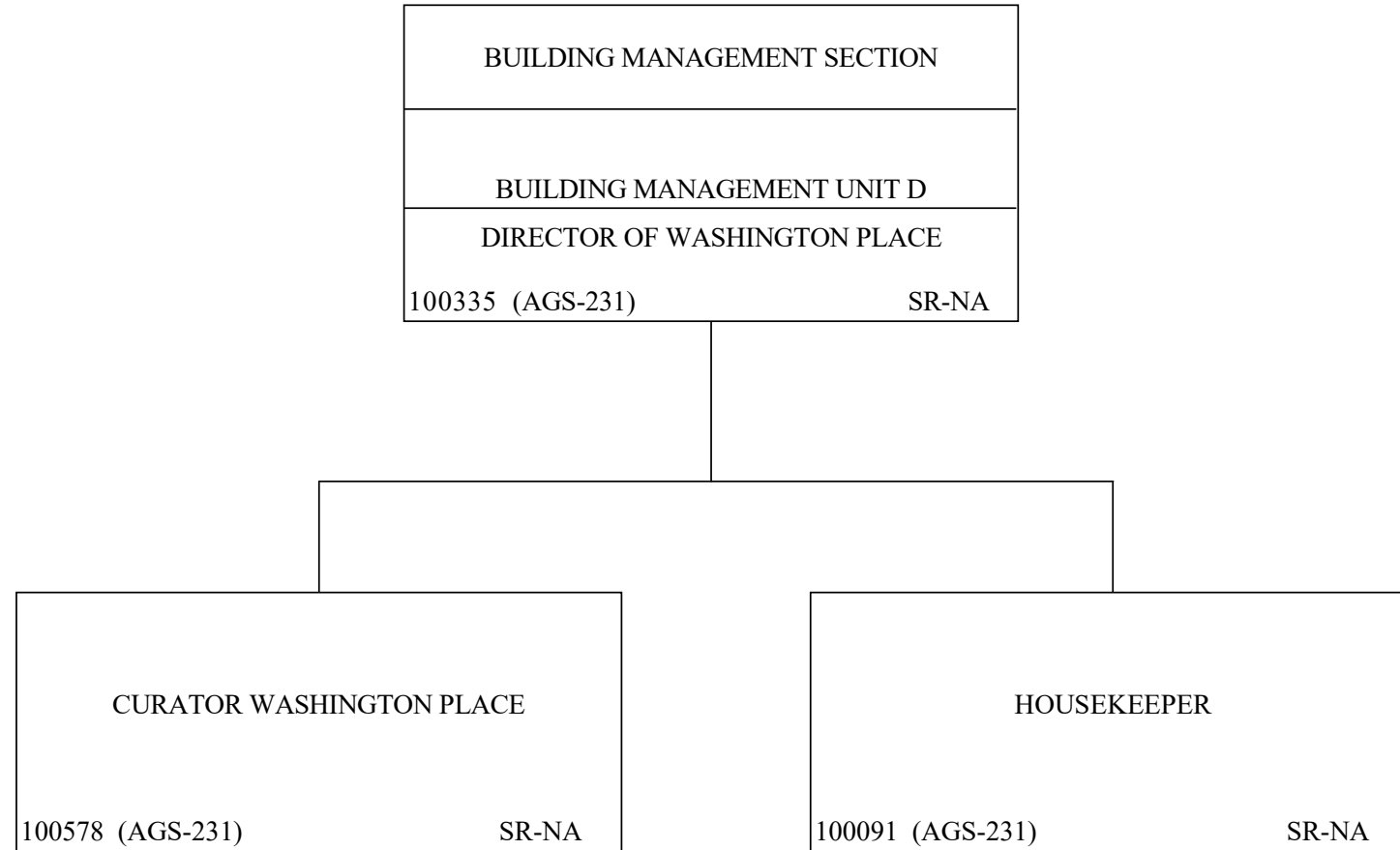
POSITION ORGANIZATION CHART



1/ POSITION NO. 122070 REALLOCATED TO JANITOR II, BC-02, ON AND EFFECTIVE 12/01/16.

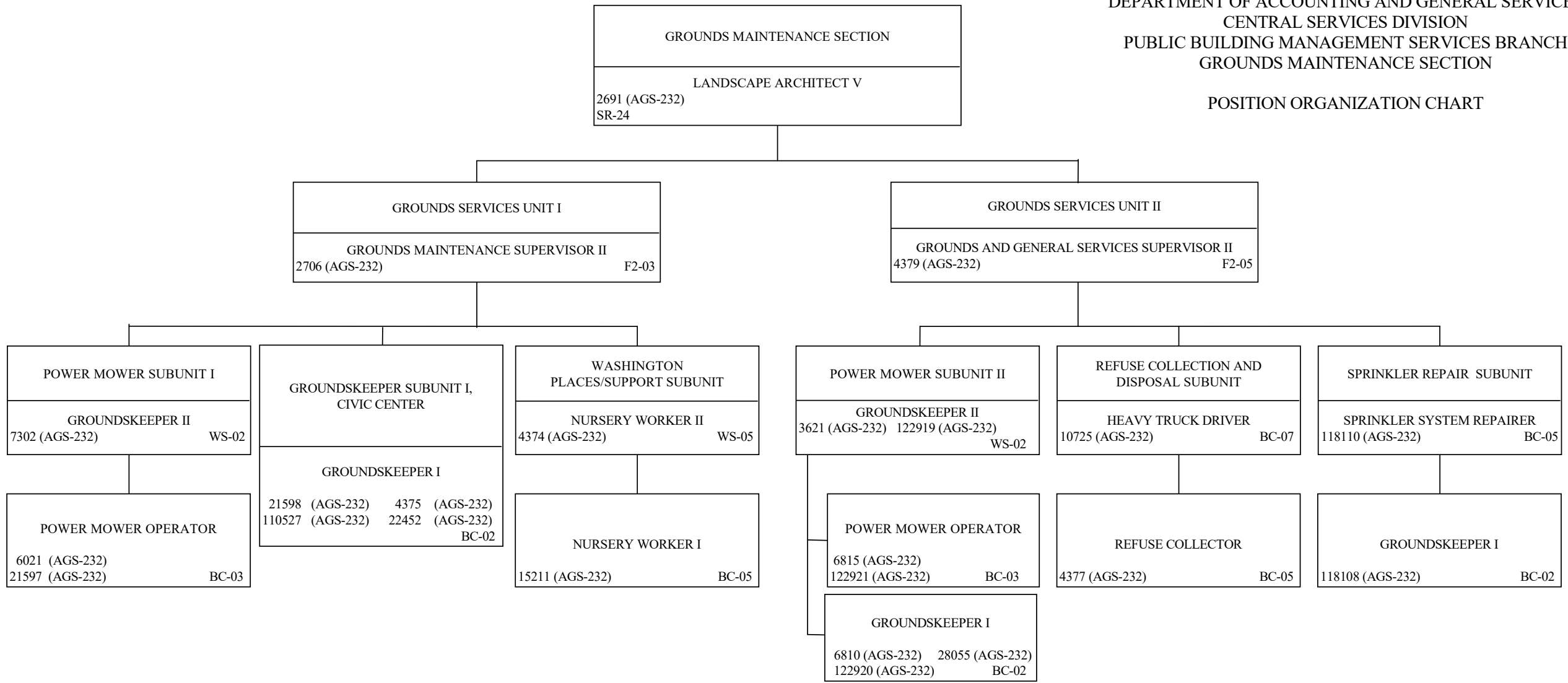
STATE OF HAWAII
DEPARTMENT OF ACCOUNTING AND GENERAL SERVICES
CENTRAL SERVICES DIVISION
PUBLIC BUILDING MANAGEMENT SERVICES BRANCH
BUILDING MANAGEMENT SECTION
BUILDING MANAGEMENT UNIT D

POSITION ORGANIZATION CHART



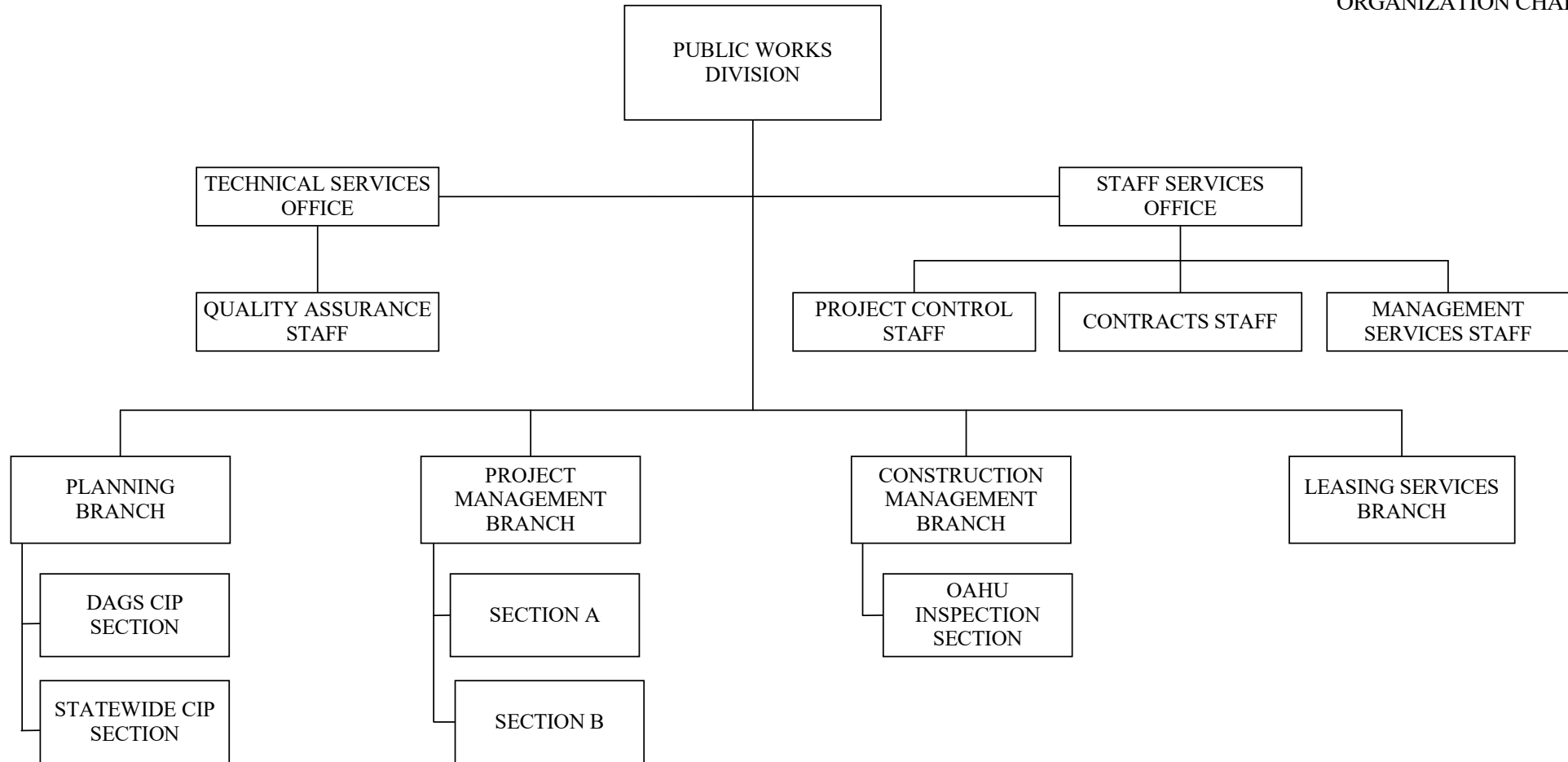
STATE OF HAWAII
DEPARTMENT OF ACCOUNTING AND GENERAL SERVICES
CENTRAL SERVICES DIVISION
PUBLIC BUILDING MANAGEMENT SERVICES BRANCH
GROUNDS MAINTENANCE SECTION

POSITION ORGANIZATION CHART



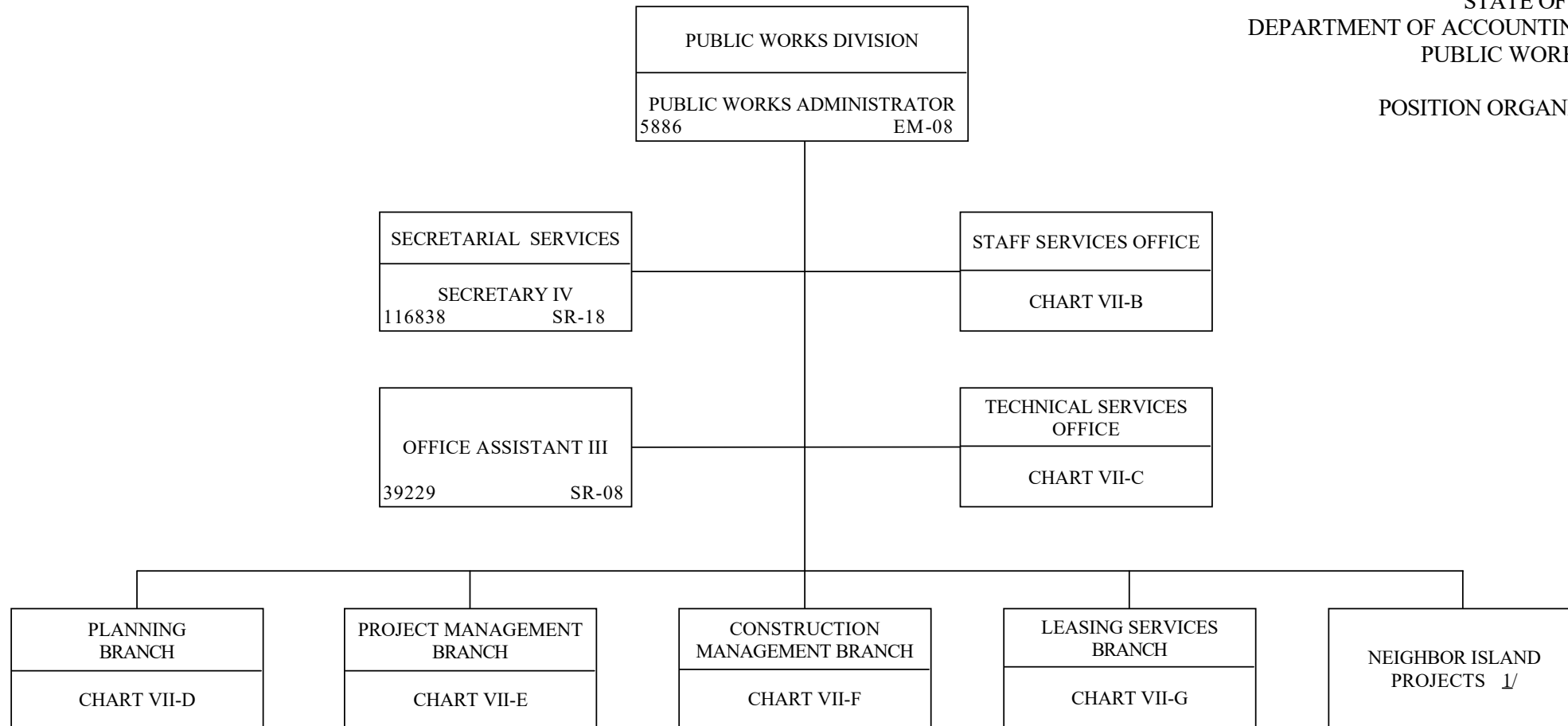
STATE OF HAWAII
DEPARTMENT OF ACCOUNTING AND GENERAL SERVICES
PUBLIC WORKS DIVISION

ORGANIZATION CHART



STATE OF HAWAII
DEPARTMENT OF ACCOUNTING AND GENERAL SERVICES
PUBLIC WORKS DIVISION

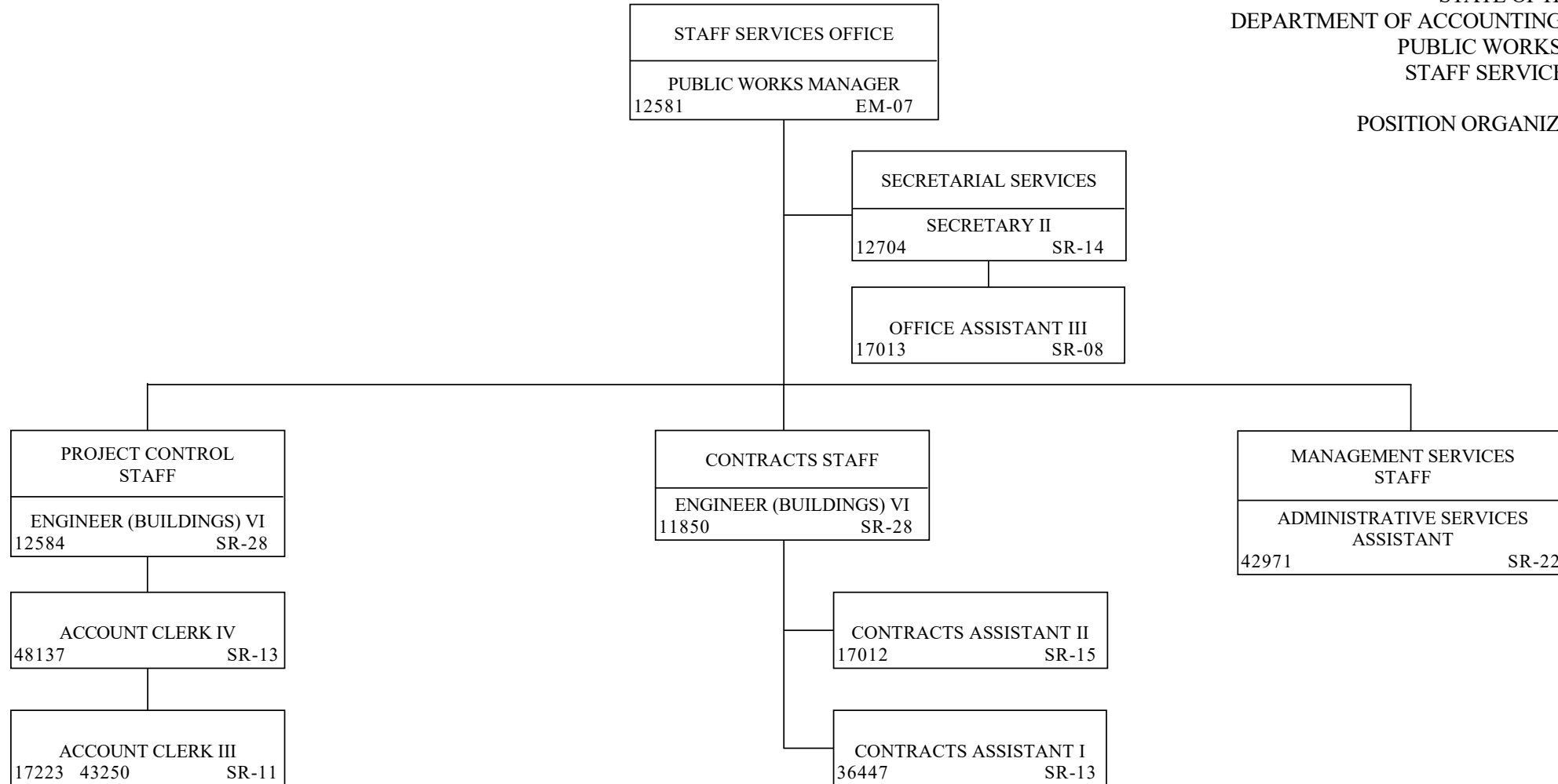
POSITION ORGANIZATION CHART



1/ 7 POSITIONS SUPERVISED BY MAUI DISTRICT ENGINEER, DAGS.
11 POSITIONS SUPERVISED BY HAWAII DISTRICT PUBLIC WORKS MANAGER, DAGS
4 POSITIONS SUPERVISED BY KAUAI DISTRICT ENGINEER, DAGS.

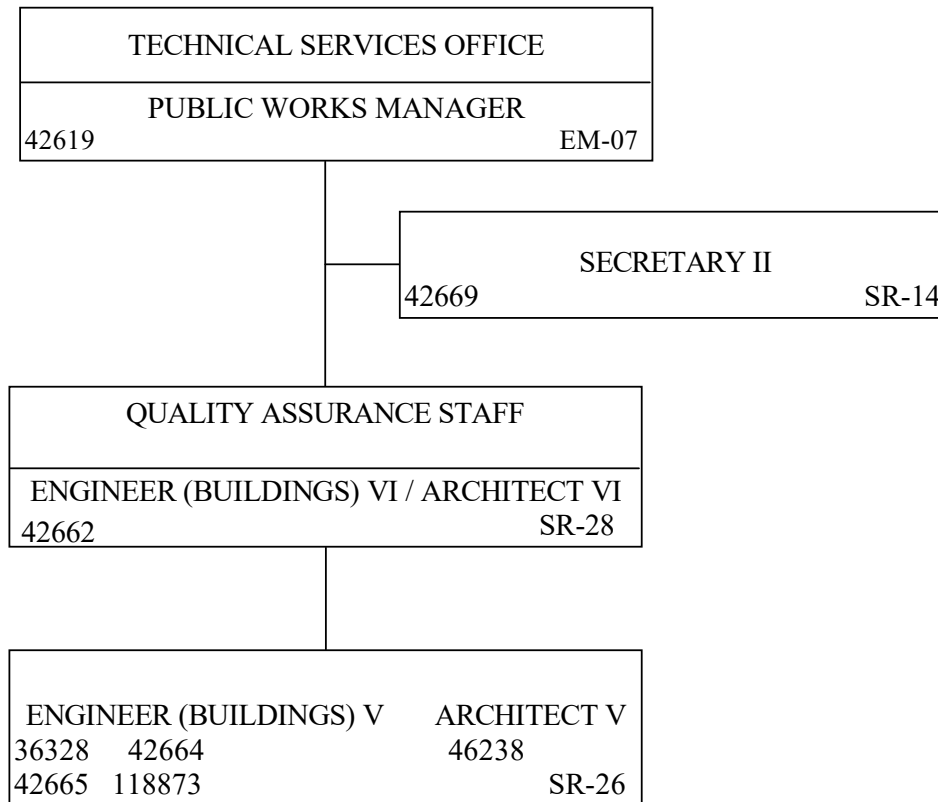
STATE OF HAWAII
 DEPARTMENT OF ACCOUNTING AND GENERAL SERVICES
 PUBLIC WORKS DIVISION
 STAFF SERVICES OFFICE

POSITION ORGANIZATION CHART



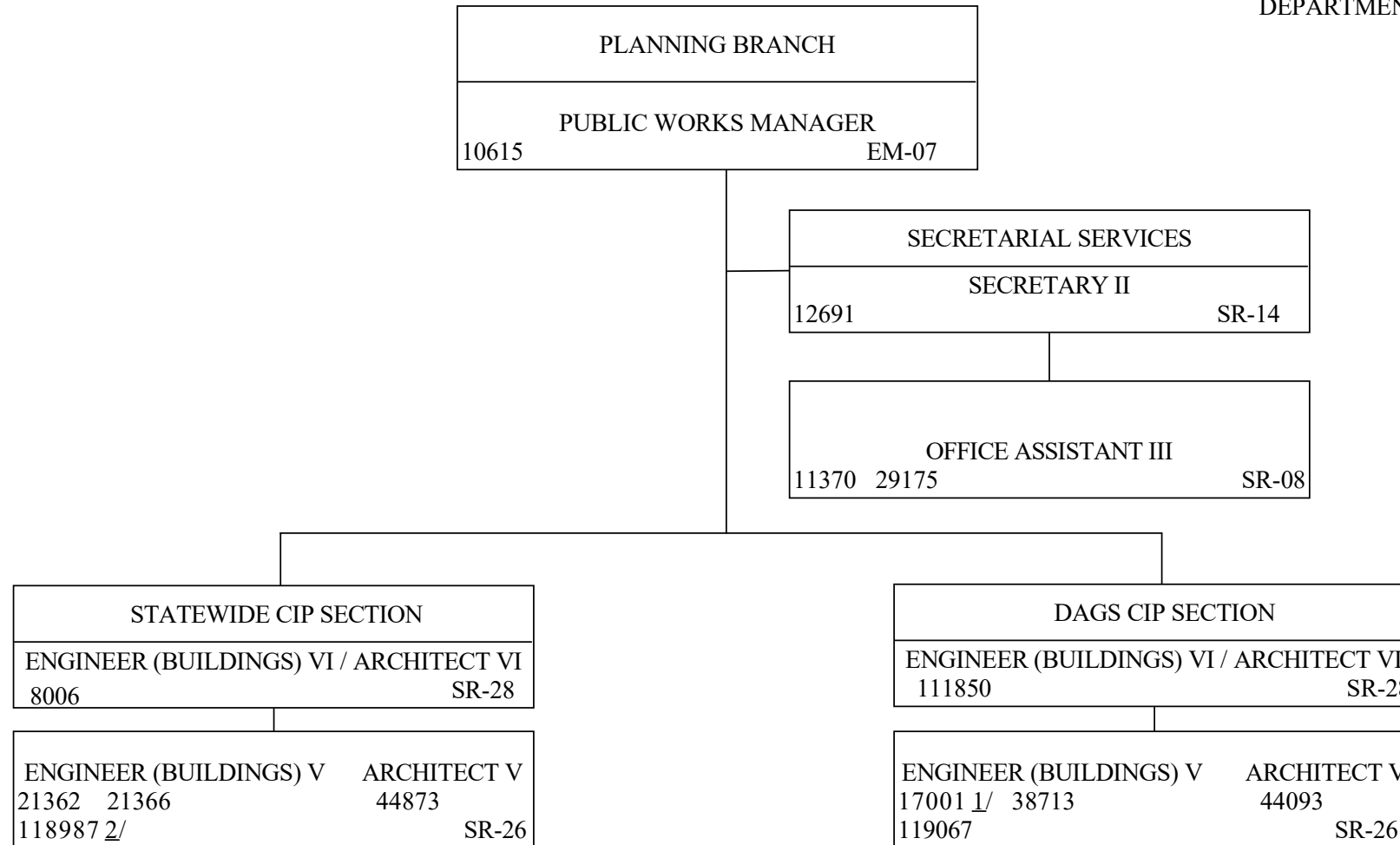
STATE OF HAWAII
DEPARTMENT OF ACCOUNTING AND GENERAL SERVICES
PUBLIC WORKS DIVISION
TECHNICAL SERVICES OFFICE

POSITION ORGANIZATION CHART



STATE OF HAWAII
DEPARTMENT OF ACCOUNTING AND GENERAL SERVICES
PUBLIC WORKS DIVISION
PLANNING BRANCH

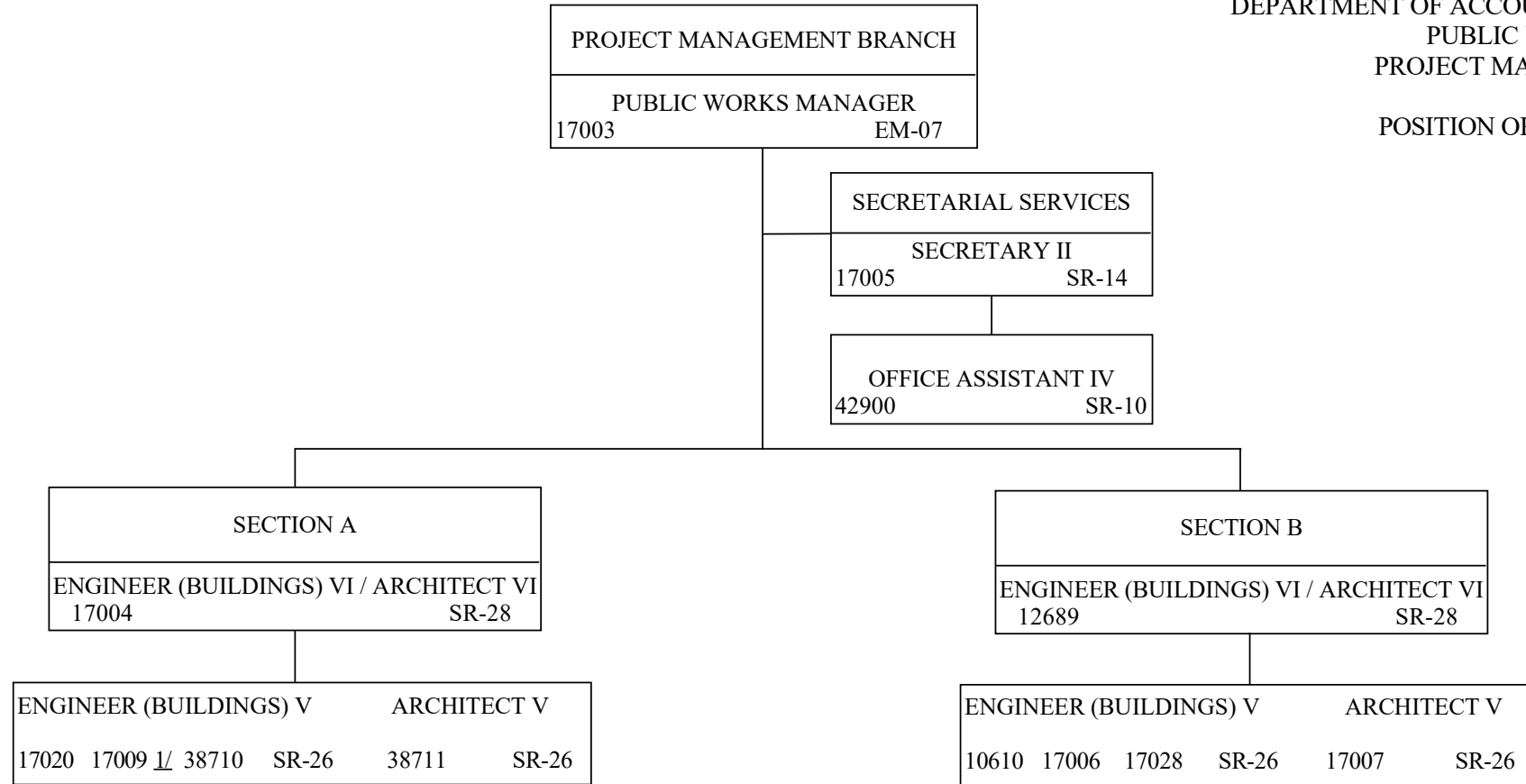
POSITION ORGANIZATION CHART



1/ POSITION NO. 17001 REALLOCATED TEMPORARILY TO ENGINEER (BUILDINGS) III, SR-22, ON 09/09/05, EFFECTIVE 09/16/05.

2/ POSITION NO. 118987 REALLOCATED TEMPORARILY TO ENGINEER II, SR-20, ON 03/24/17, EFFECTIVE 04/01/17. WILL EVENTUALLY BE RESTORED TO ENGINEER (BUILDINGS) V, SR-26.

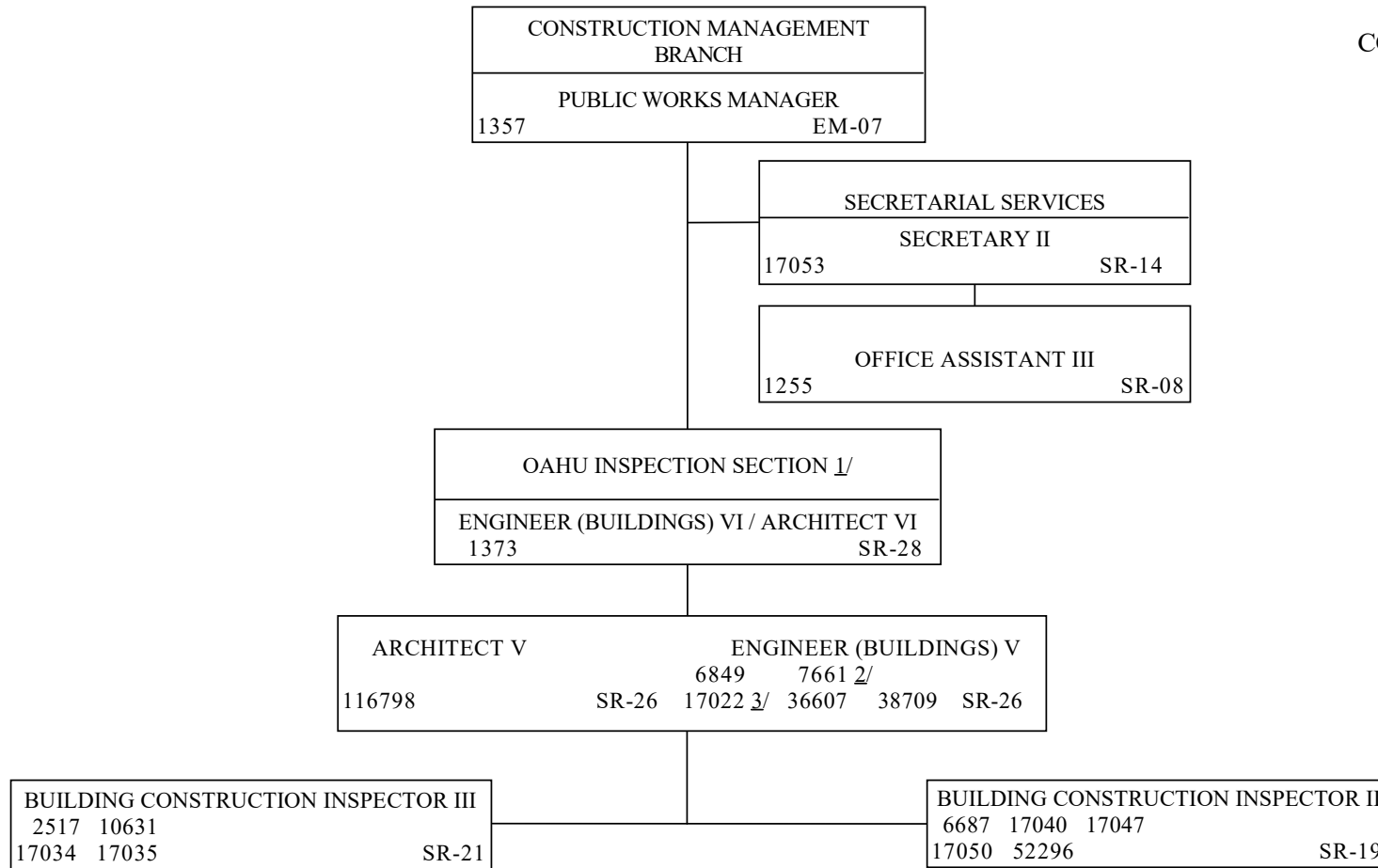
STATE OF HAWAII
 DEPARTMENT OF ACCOUNTING AND GENERAL SERVICES
 PUBLIC WORKS DIVISION
 PROJECT MANAGEMENT BRANCH
 POSITION ORGANIZATION CHART



1 POSITION NO. 17009 REALLOCATED TEMPORARILY FROM ENGINEER (BUILDINGS) IV, SR-24, BACK TO AUTHORIZED ENGINEER (BUILDINGS) V, SR-26, EFFECTIVE 01/16/20.

STATE OF HAWAII
DEPARTMENT OF ACCOUNTING AND GENERAL SERVICES
PUBLIC WORKS DIVISION
CONSTRUCTION MANAGEMENT BRANCH

POSITION ORGANIZATION CHART



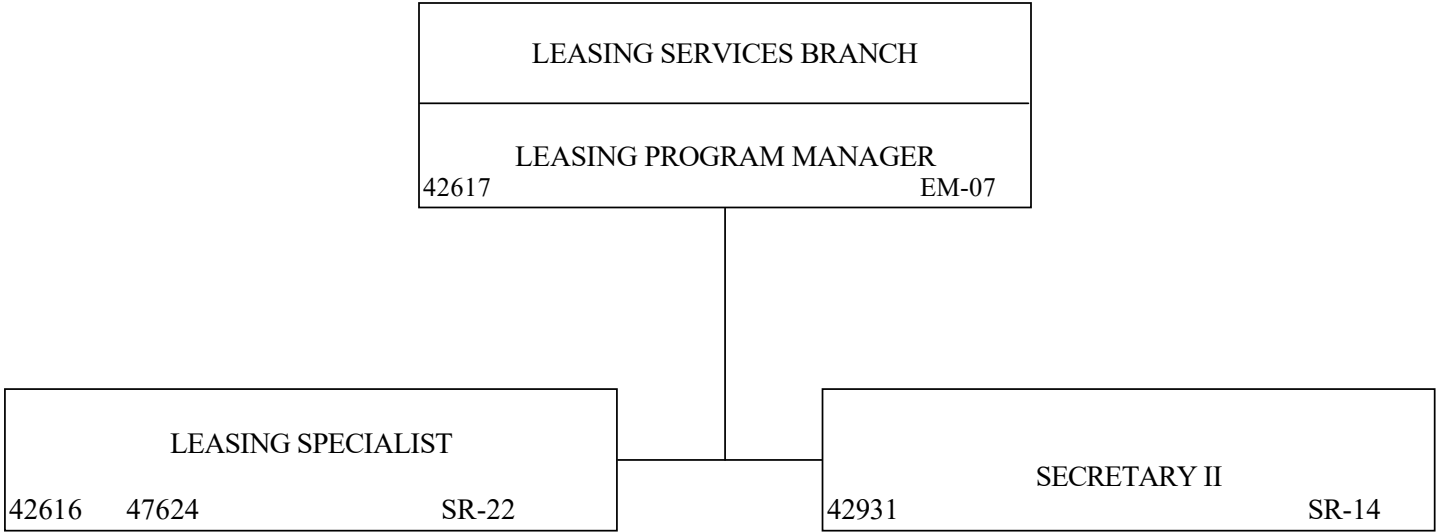
1/ SUPERVISION IS PROVIDED BY ARCHITECT AND ENGINEERS OVER INSPECTORS ON A PROJECT AND AREA BASIS.

2/ POSITION NO. 7661 REALLOCATED TEMPORARILY TO ENGINEER (BUILDINGS) III, SR-22 ON 09/18/02, EFFECTIVE 01/01/02, AND WILL EVENTUALLY BE RESTORED TO ENGINEER (BUILDINGS) V, SR-26.

3/ POSITION NO. 17022 REALLOCATED TEMPORARILY TO ENGINEER (BUILDINGS) III, SR-22 ON AND EFFECTIVE 10/01/13 AND WILL EVENTUALLY BE RESTORED TO ENGINEER (BUILDINGS) V, SR-26.

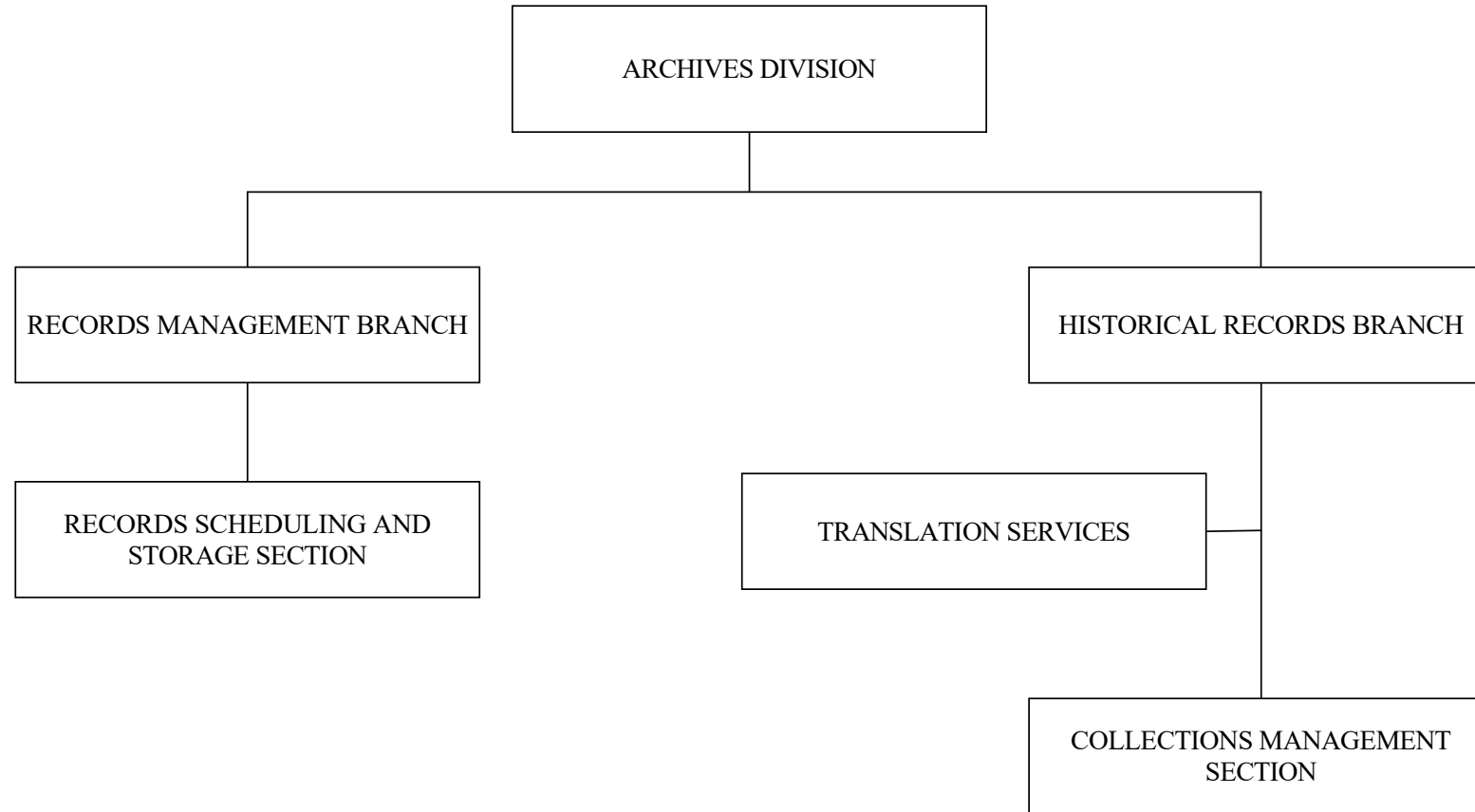
STATE OF HAWAII
DEPARTMENT OF ACCOUNTING AND GENERAL SERVICES
PUBLIC WORKS DIVISION
LEASING SERVICES BRANCH

POSITION ORGANIZATION CHART



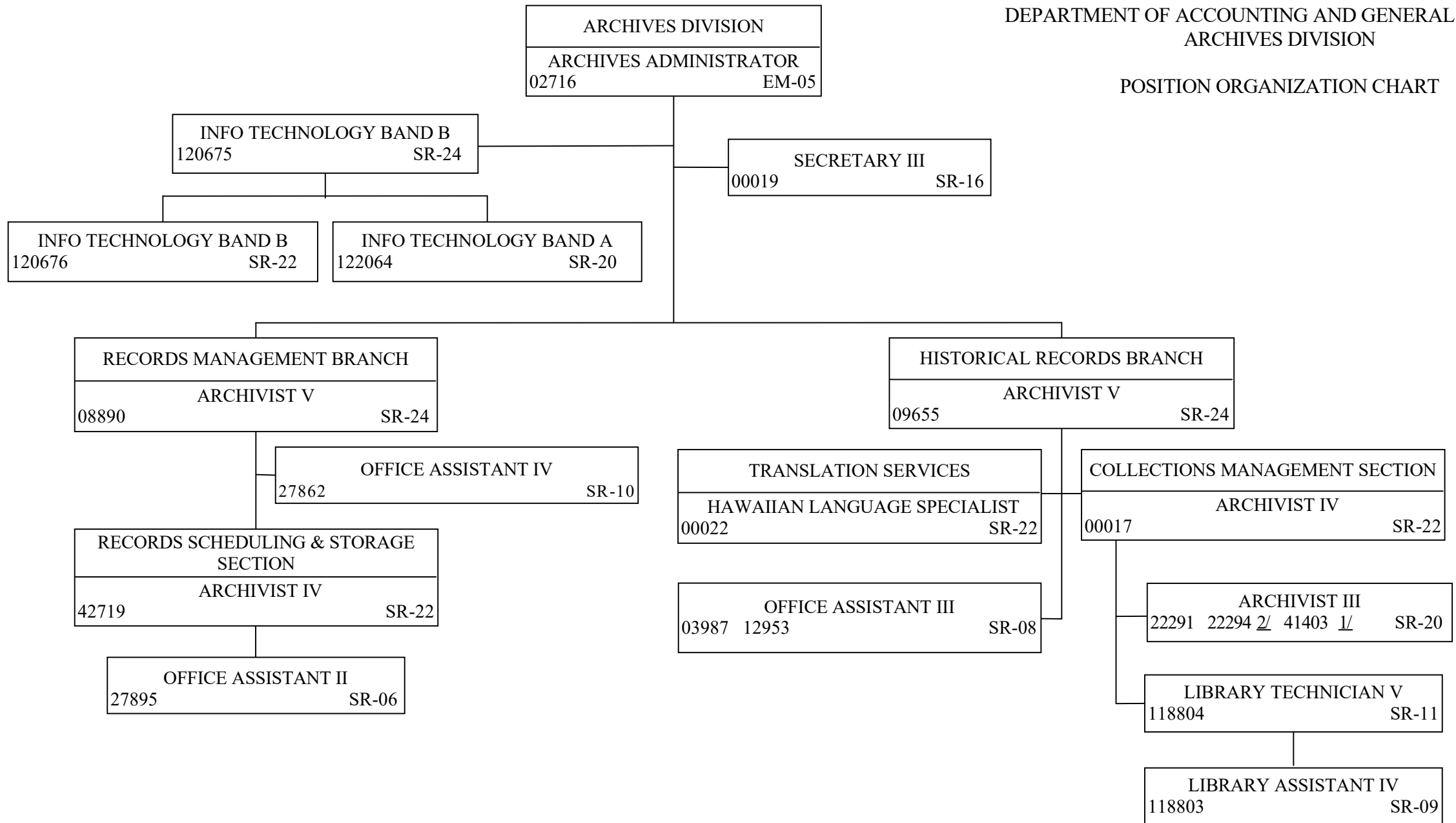
STATE OF HAWAII
DEPARTMENT OF ACCOUNTING AND GENERAL SERVICES
DEPARTMENT ADMINISTRATION
ARCHIVES DIVISION

ORGANIZATION CHART



STATE OF HAWAII
DEPARTMENT OF ACCOUNTING AND GENERAL SERVICES
ARCHIVES DIVISION

POSITION ORGANIZATION CHART

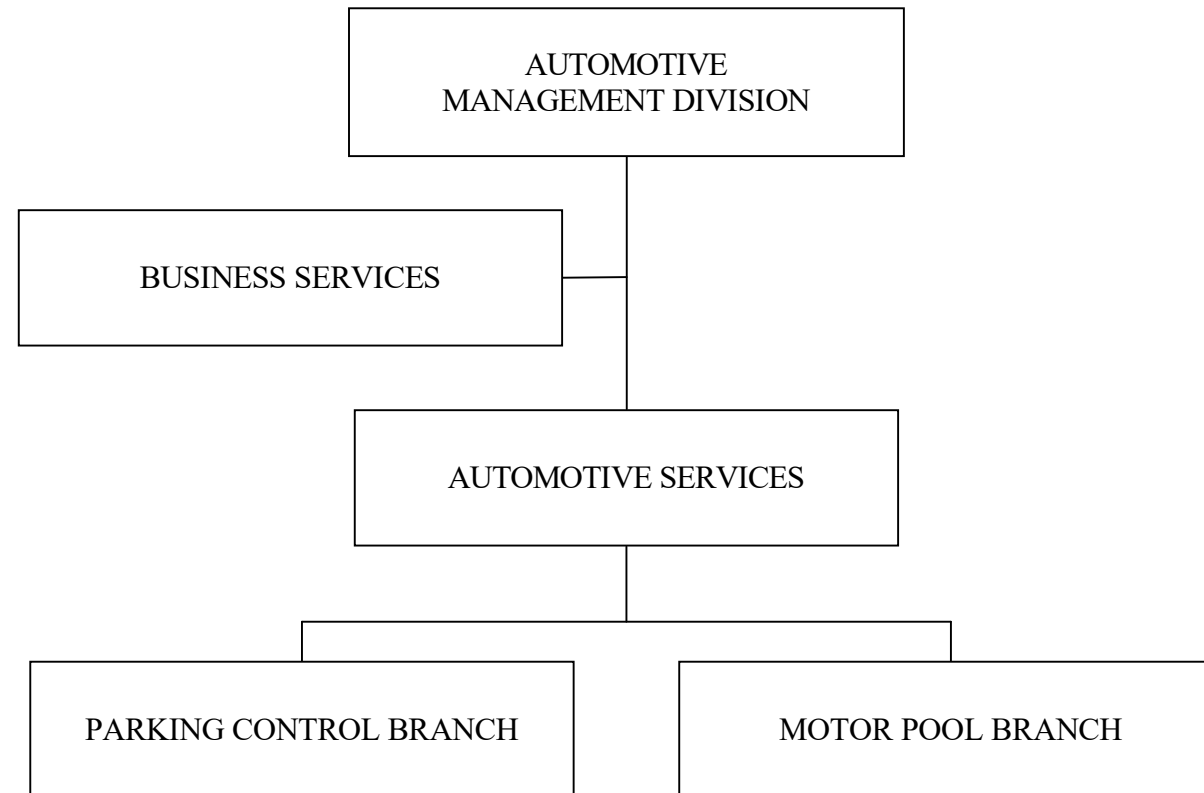


1/ POSITION NO. 41403 REALLOCATED TO ARCHIVIST II, SR-18, EFFECTIVE 06/05/19 AND WILL EVENTUALLY BE RESTORED TO ARCHIVIST III, SR-20.

2/ POSITION NO. 22294 REALLOCATED TO ARCHIVIST III, SR-20, EFFECTIVE 07/16/20.

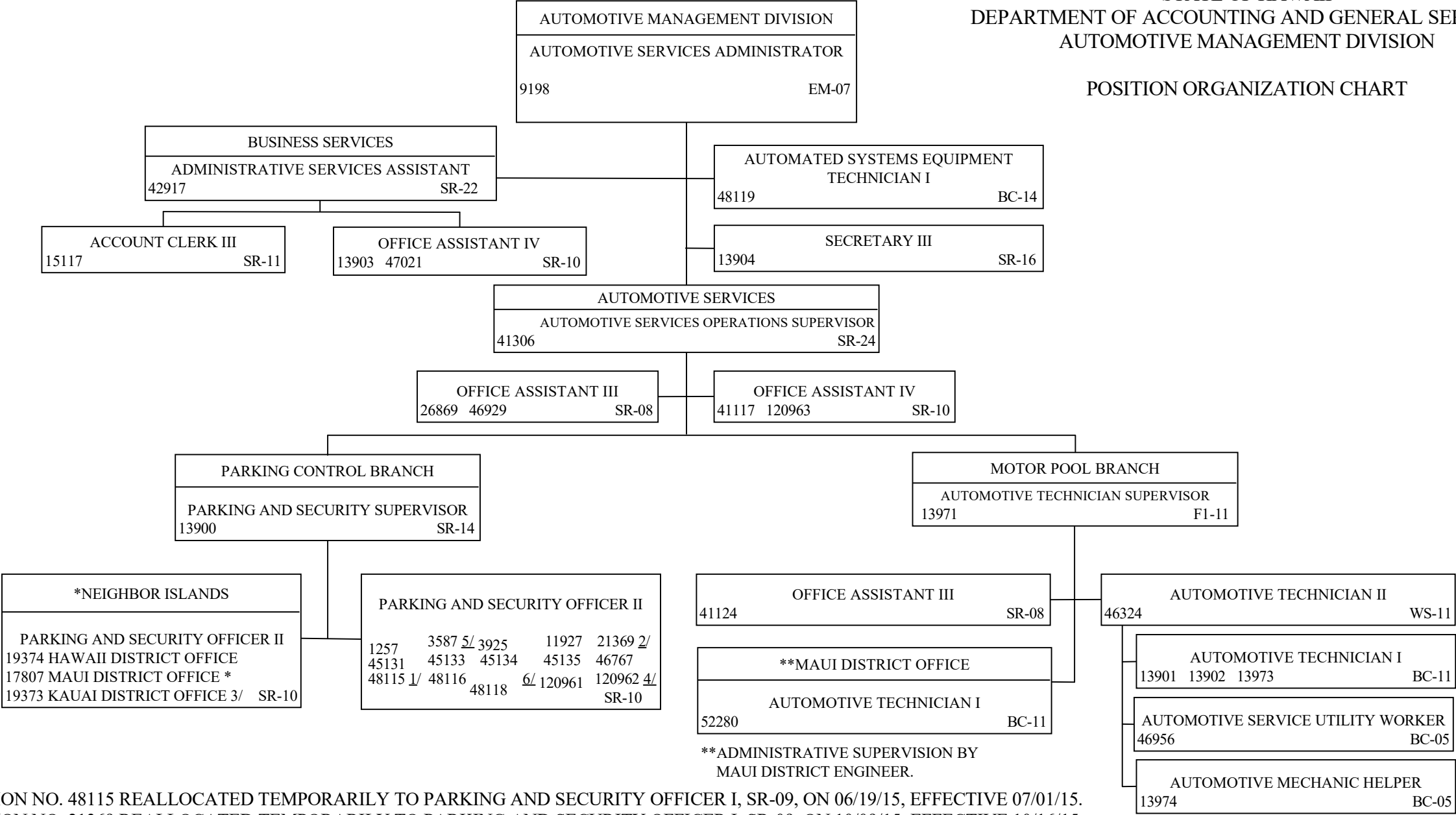
STATE OF HAWAII
DEPARTMENT OF ACCOUNTING AND GENERAL SERVICES
AUTOMOTIVE MANAGEMENT DIVISION

ORGANIZATION CHART



STATE OF HAWAII
DEPARTMENT OF ACCOUNTING AND GENERAL SERVICES
AUTOMOTIVE MANAGEMENT DIVISION

POSITION ORGANIZATION CHART

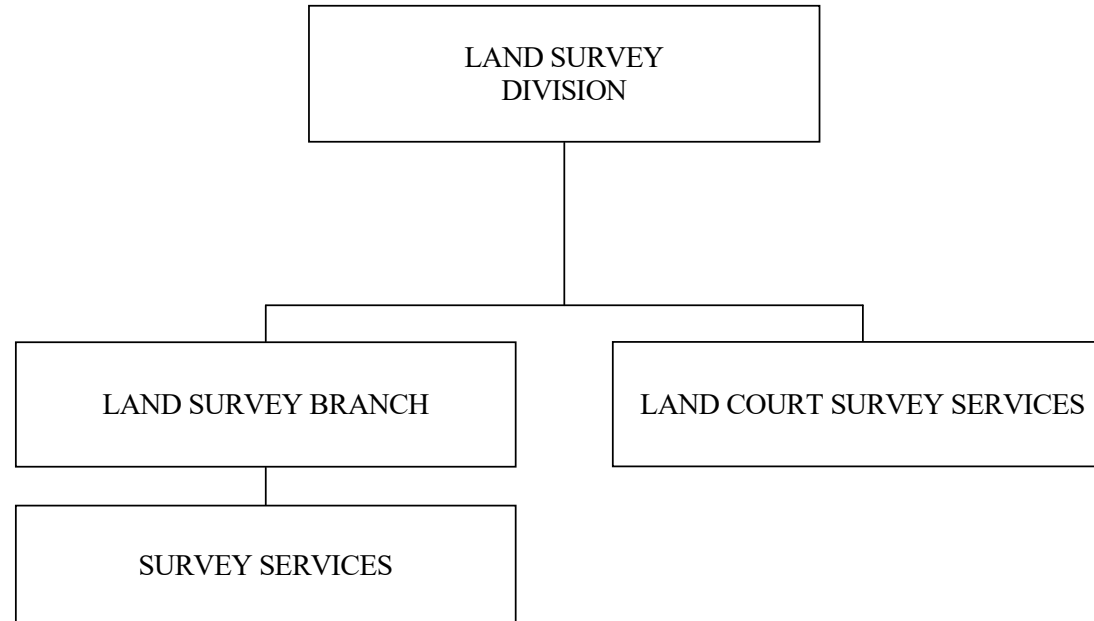


1/ POSITION NO. 48115 REALLOCATED TEMPORARILY TO PARKING AND SECURITY OFFICER I, SR-09, ON 06/19/15, EFFECTIVE 07/01/15.
 2/ POSITION NO. 21369 REALLOCATED TEMPORARILY TO PARKING AND SECURITY OFFICER I, SR-09, ON 10/09/15, EFFECTIVE 10/16/15..
 3/ POSITION NO. 19373 REALLOCATED BACK TO AUTHORIZED TO PARKING AND SECURITY OFFICER II, SR-10, ON AND EFFECTIVE 11/01/20.
 4/ POSITION NO. 120962 REALLOCATED TEMPORARILY TO PARKING AND SECURITY OFFICER I, SR-09, ON 06/20/17, EFFECTIVE 07/01/17.
 5/ POSITION NO. 3587 REALLOCATED TEMPORARILY TO PARKING AND SECURITY OFFICER I, SR-09, EFFECTIVE 01/01/15.
 6/ POSITION NO. 48118 REALLOCATED TEMPORARILY TO PARKING AND SECURITY OFFICER I, SR-09, EFFECTIVE 07/11/18.

**ADMINISTRATIVE SUPERVISION BY MAUI DISTRICT ENGINEER.

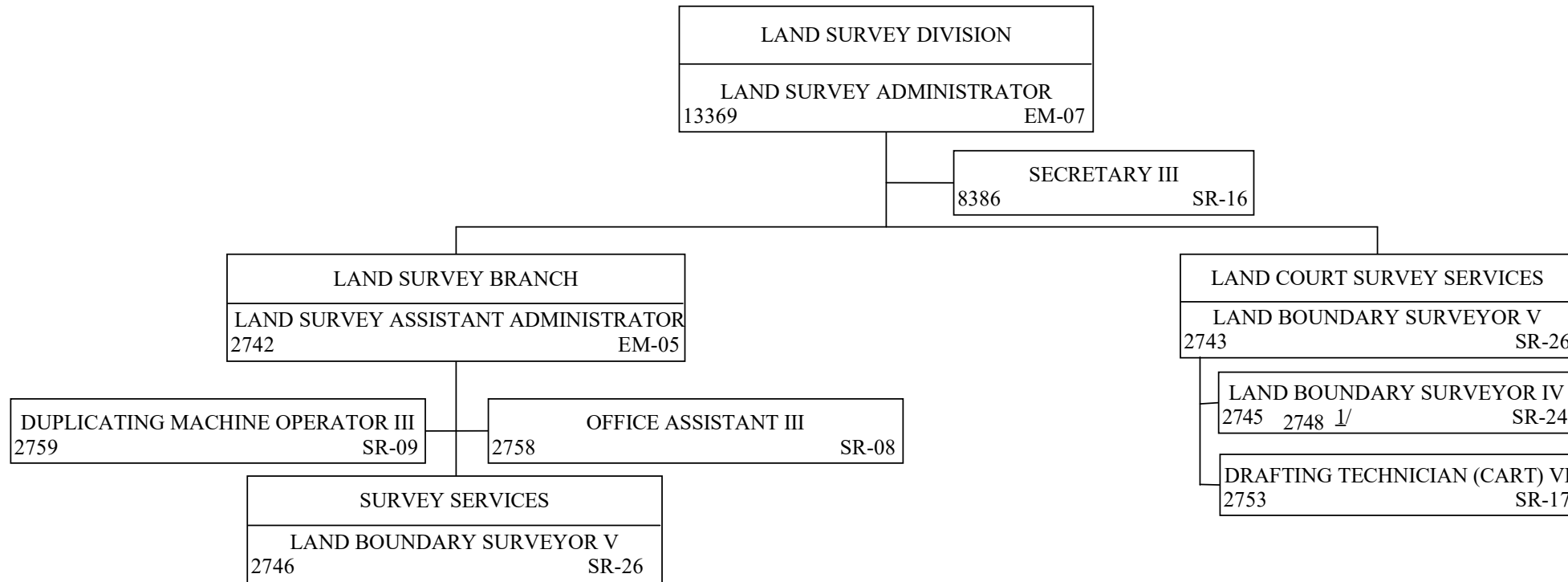
STATE OF HAWAII
DEPARTMENT OF ACCOUNTING AND GENERAL SERVICES
LAND SURVEY DIVISION

ORGANIZATION CHART



STATE OF HAWAII
DEPARTMENT OF ACCOUNTING AND GENERAL SERVICES
LAND SURVEY DIVISION

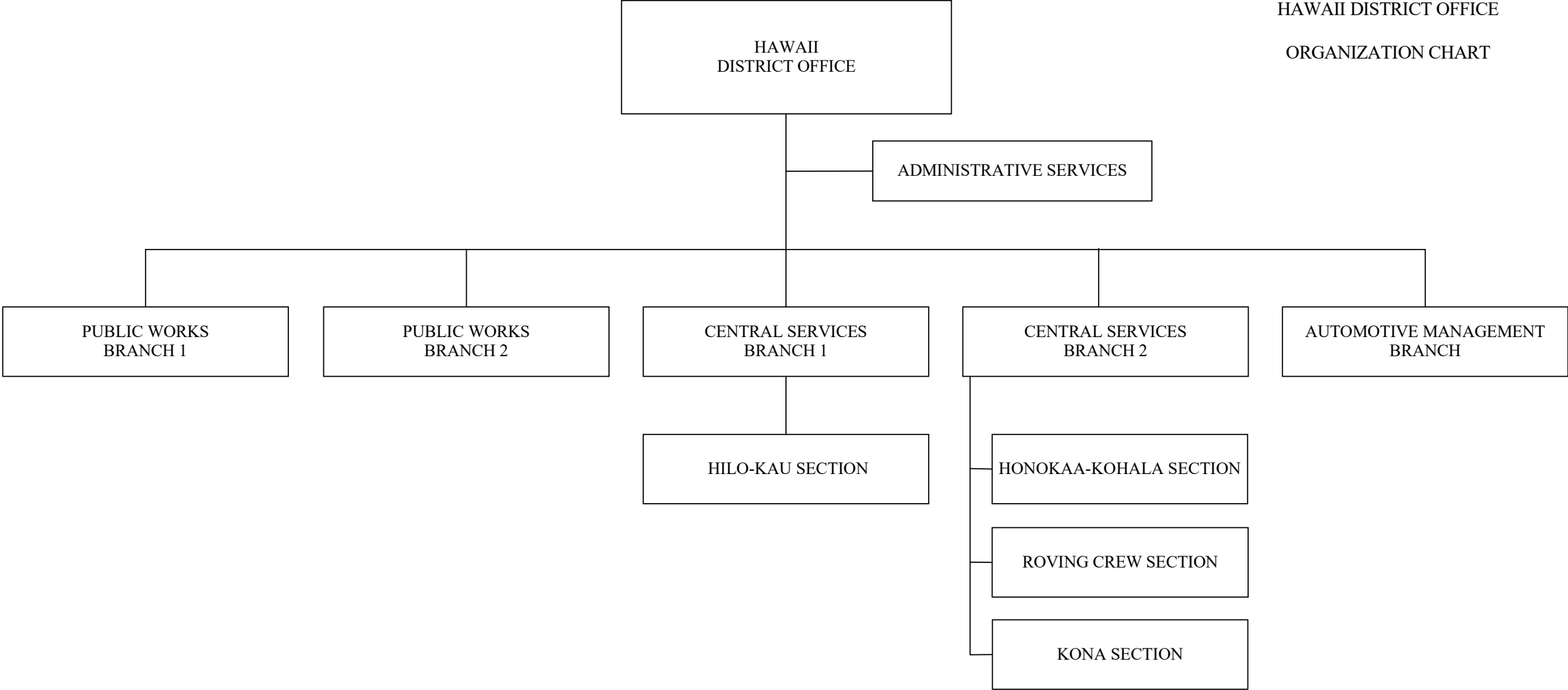
POSITION ORGANIZATION CHART



1/ POSITION NO. 2748 REALLOCATED TEMPORARILY TO LAND BOUNDARY SURVEYOR III, SR-22, ON 03/27/14, EFFECTIVE 04/01/14.

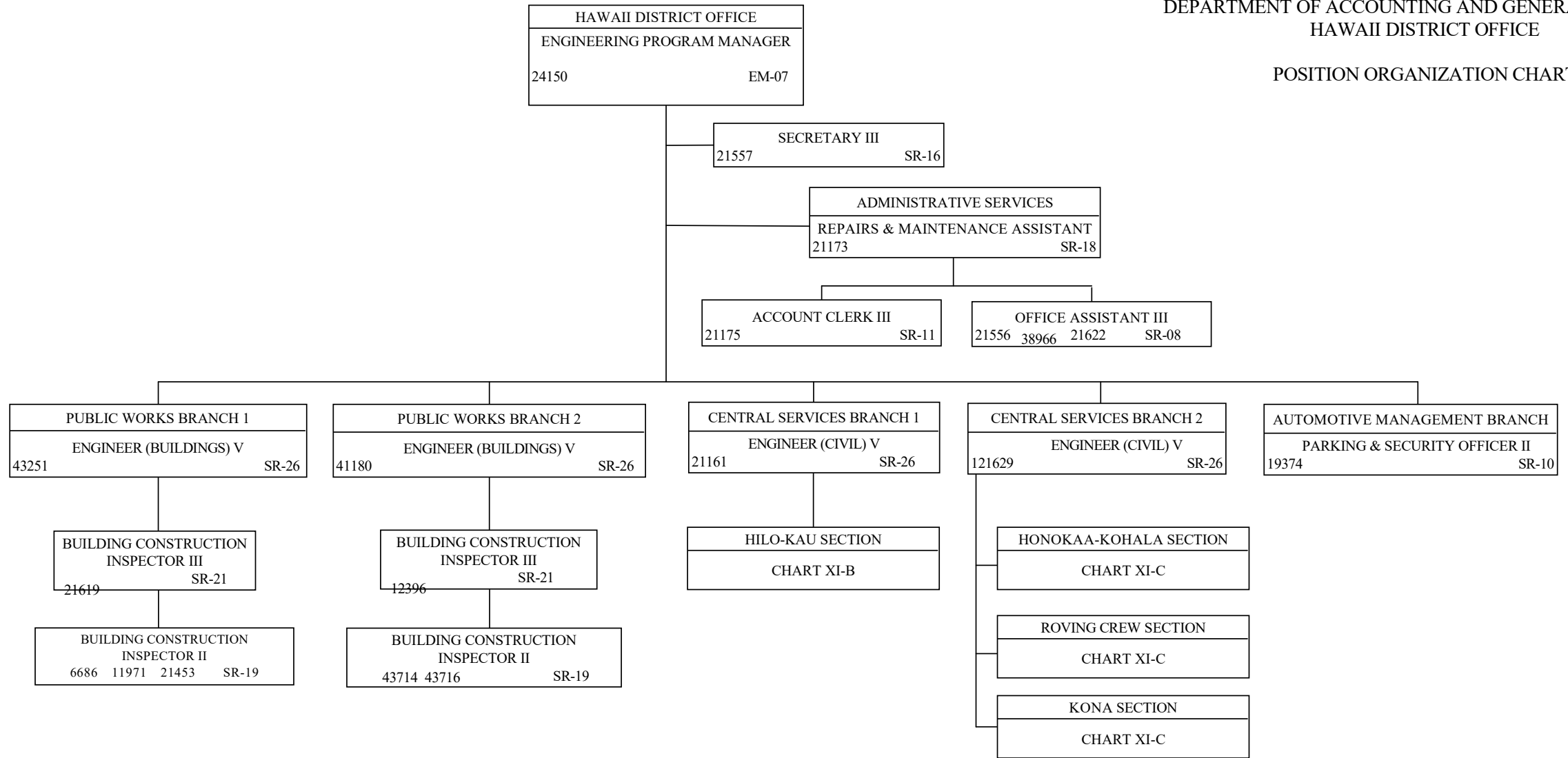
STATE OF HAWAII
DEPARTMENT OF ACCOUNTING AND GENERAL SERVICES
HAWAII DISTRICT OFFICE

ORGANIZATION CHART



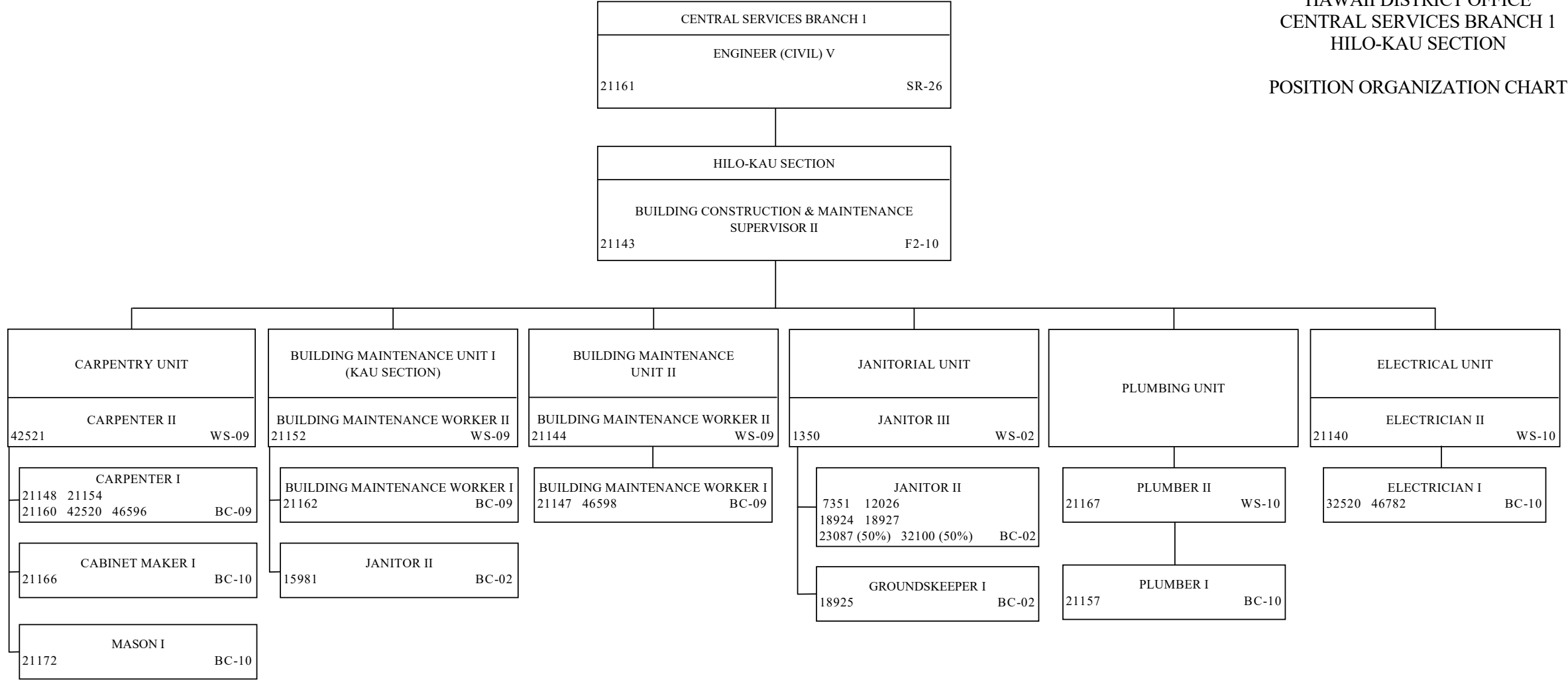
STATE OF HAWAII
 DEPARTMENT OF ACCOUNTING AND GENERAL SERVICES
 HAWAII DISTRICT OFFICE

POSITION ORGANIZATION CHART

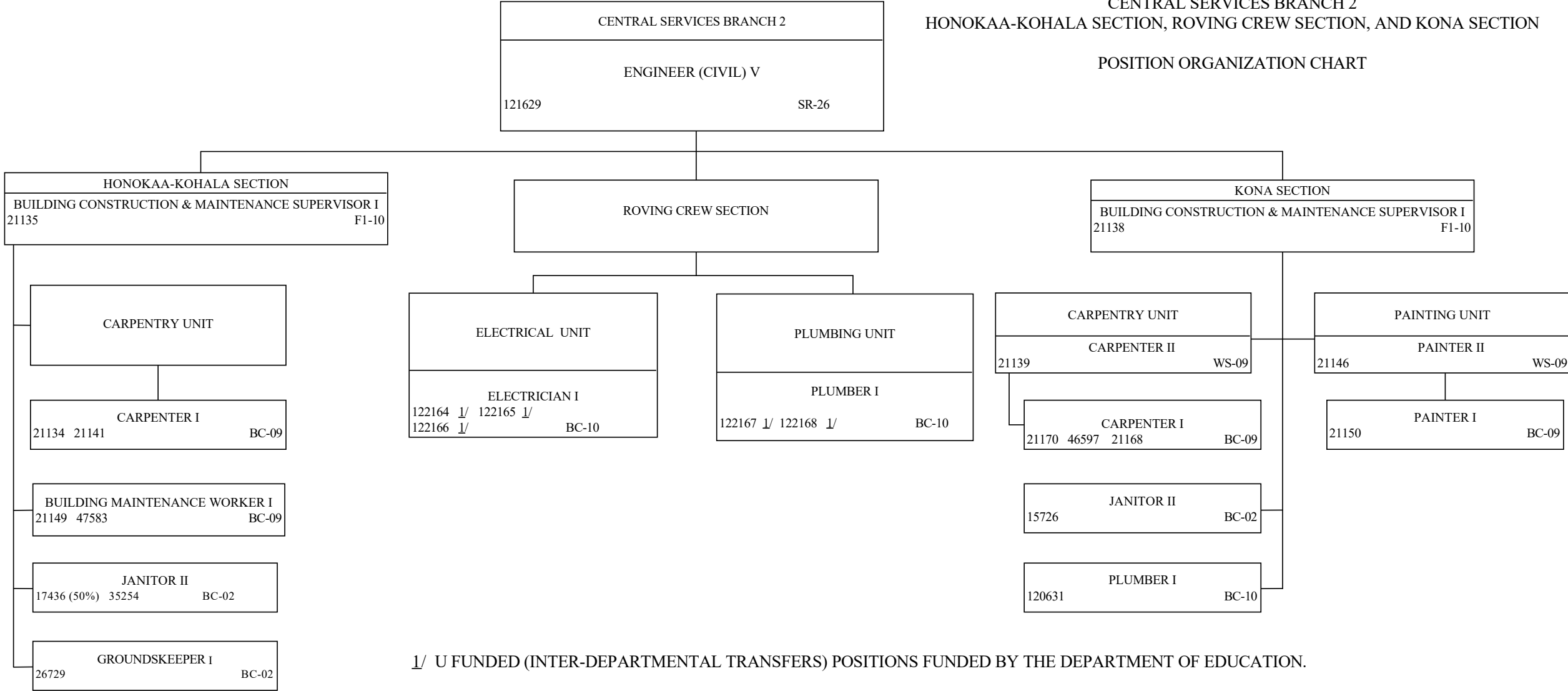


STATE OF HAWAII
 DEPARTMENT OF ACCOUNTING AND GENERAL SERVICES
 HAWAII DISTRICT OFFICE
 CENTRAL SERVICES BRANCH 1
 HILO-KAU SECTION

POSITION ORGANIZATION CHART



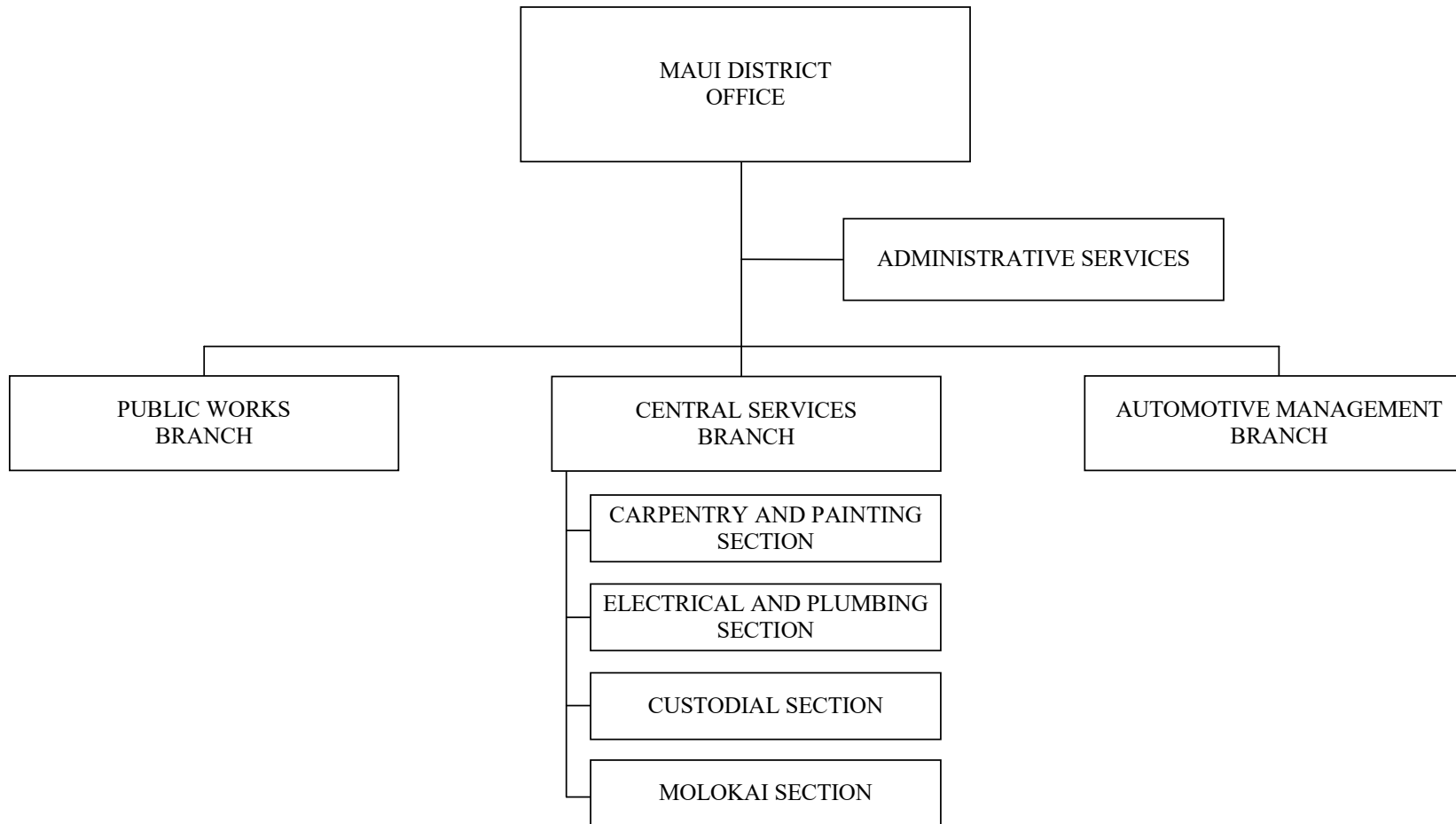
STATE OF HAWAII
 DEPARTMENT OF ACCOUNTING AND GENERAL SERVICES
 HAWAII DISTRICT OFFICE
 CENTRAL SERVICES BRANCH 2
 HONOKAA-KOHALA SECTION, ROVING CREW SECTION, AND KONA SECTION
 POSITION ORGANIZATION CHART



1/ U FUNDED (INTER-DEPARTMENTAL TRANSFERS) POSITIONS FUNDED BY THE DEPARTMENT OF EDUCATION.

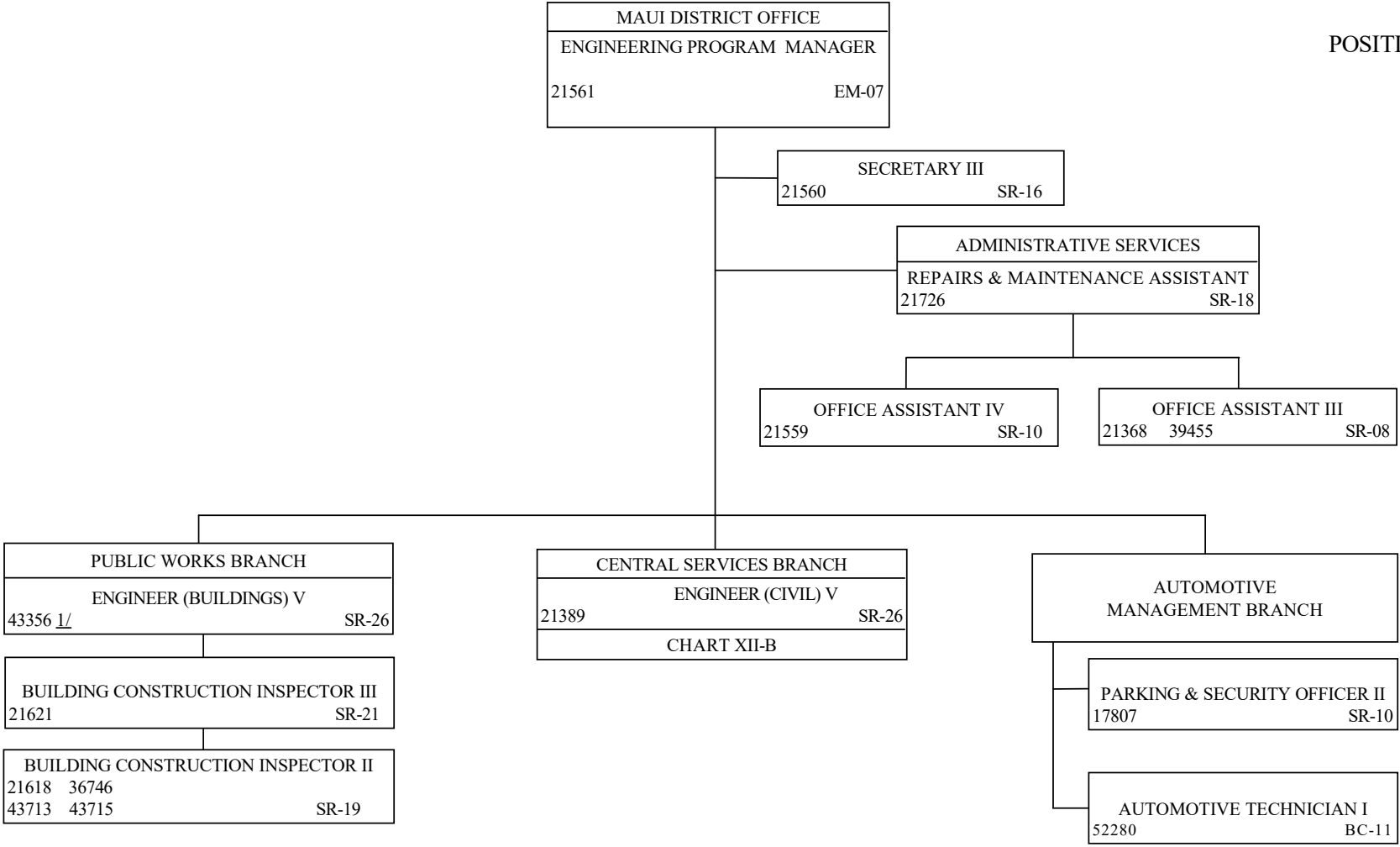
STATE OF HAWAII
DEPARTMENT OF ACCOUNTING AND GENERAL SERVICES
MAUI DISTRICT OFFICE

ORGANIZATION CHART



STATE OF HAWAII
DEPARTMENT OF ACCOUNTING AND GENERAL SERVICES
MAUI DISTRICT OFFICE

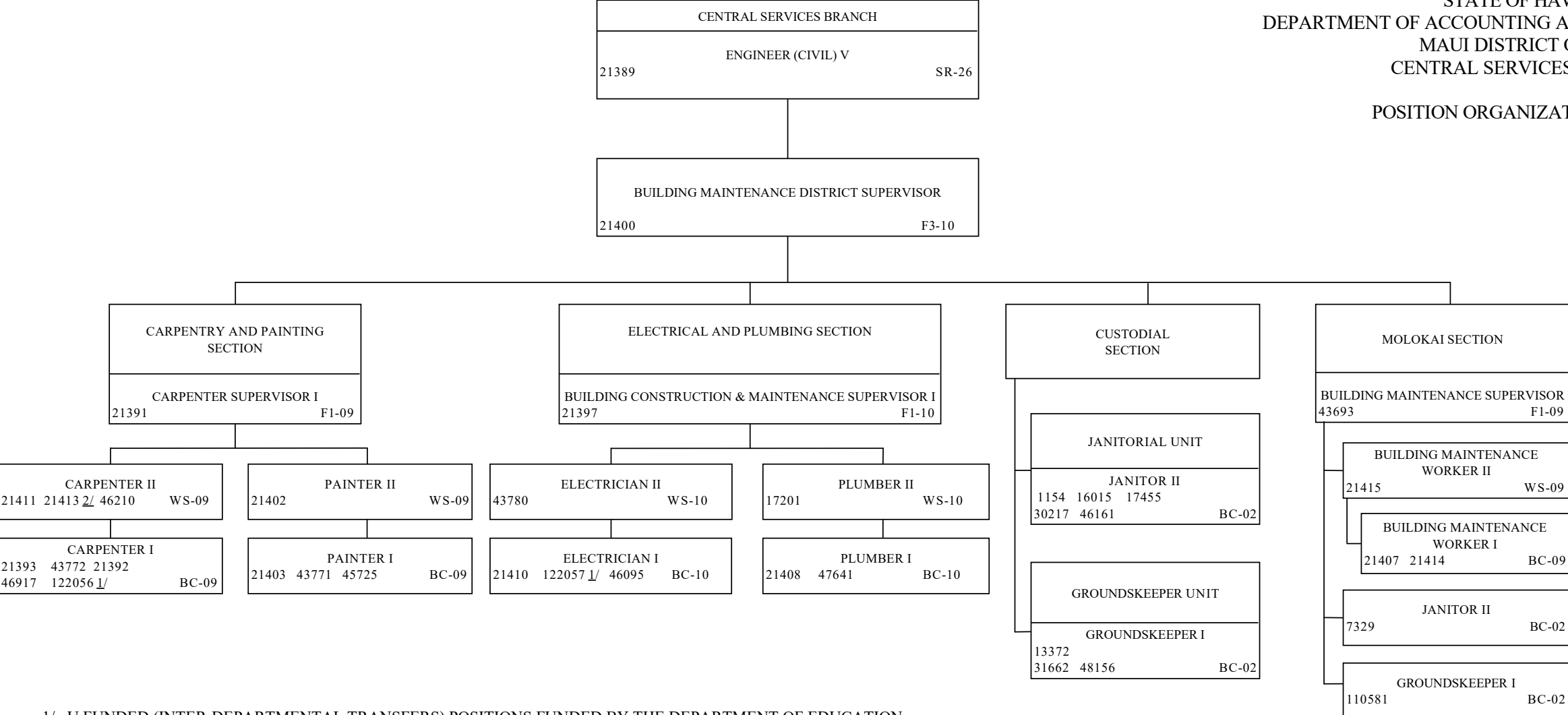
POSITION ORGANIZATION CHART



1/ POSITION NO. 43356, REALLOCATED TO ENGINEER (BUILDINGS) III, SR-22, EFFECTIVE 07/29/19.

STATE OF HAWAII
DEPARTMENT OF ACCOUNTING AND GENERAL SERVICES
MAUI DISTRICT OFFICE
CENTRAL SERVICES BRANCH

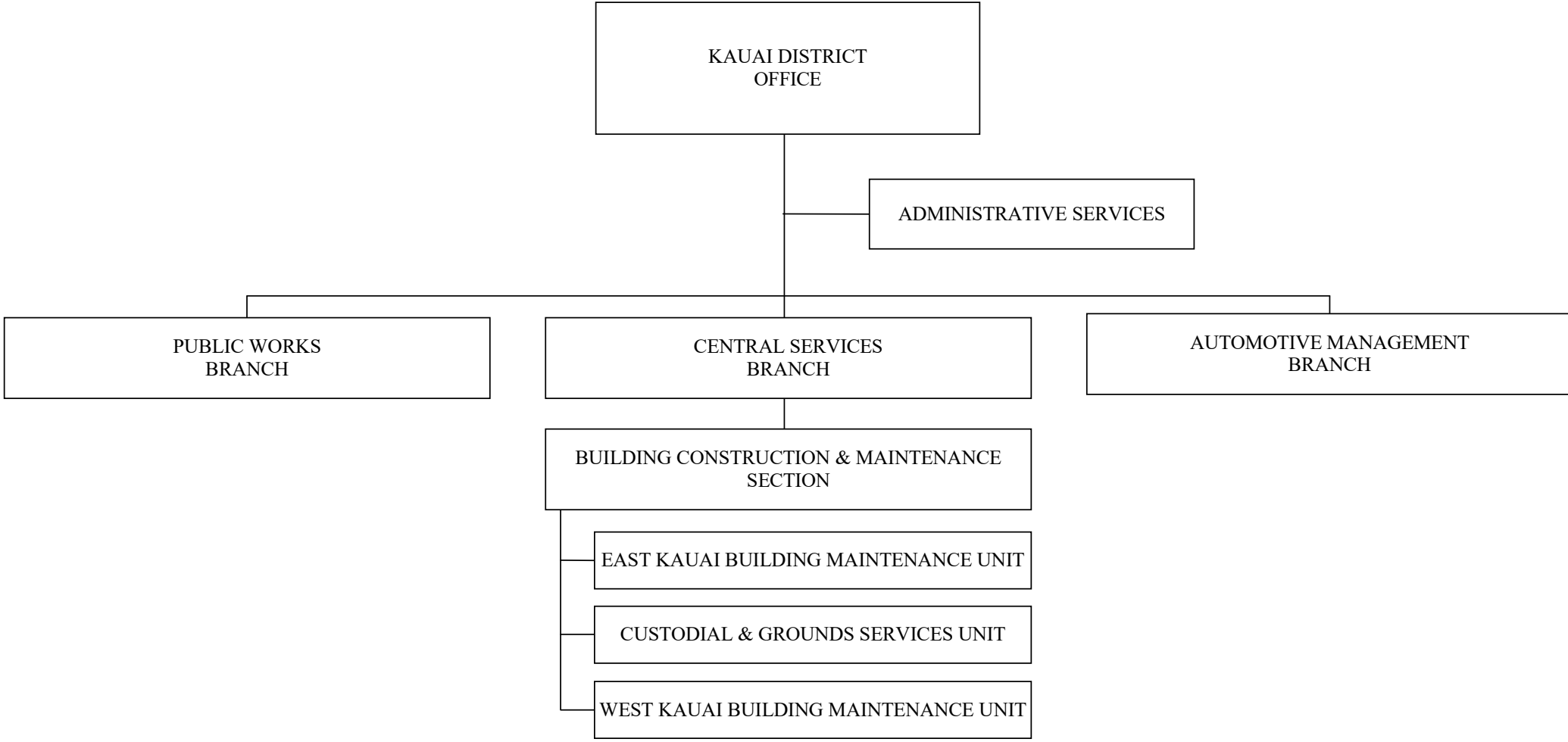
POSITION ORGANIZATION CHART



1/ U FUNDED (INTER-DEPARTMENTAL TRANSFERS) POSITIONS FUNDED BY THE DEPARTMENT OF EDUCATION.

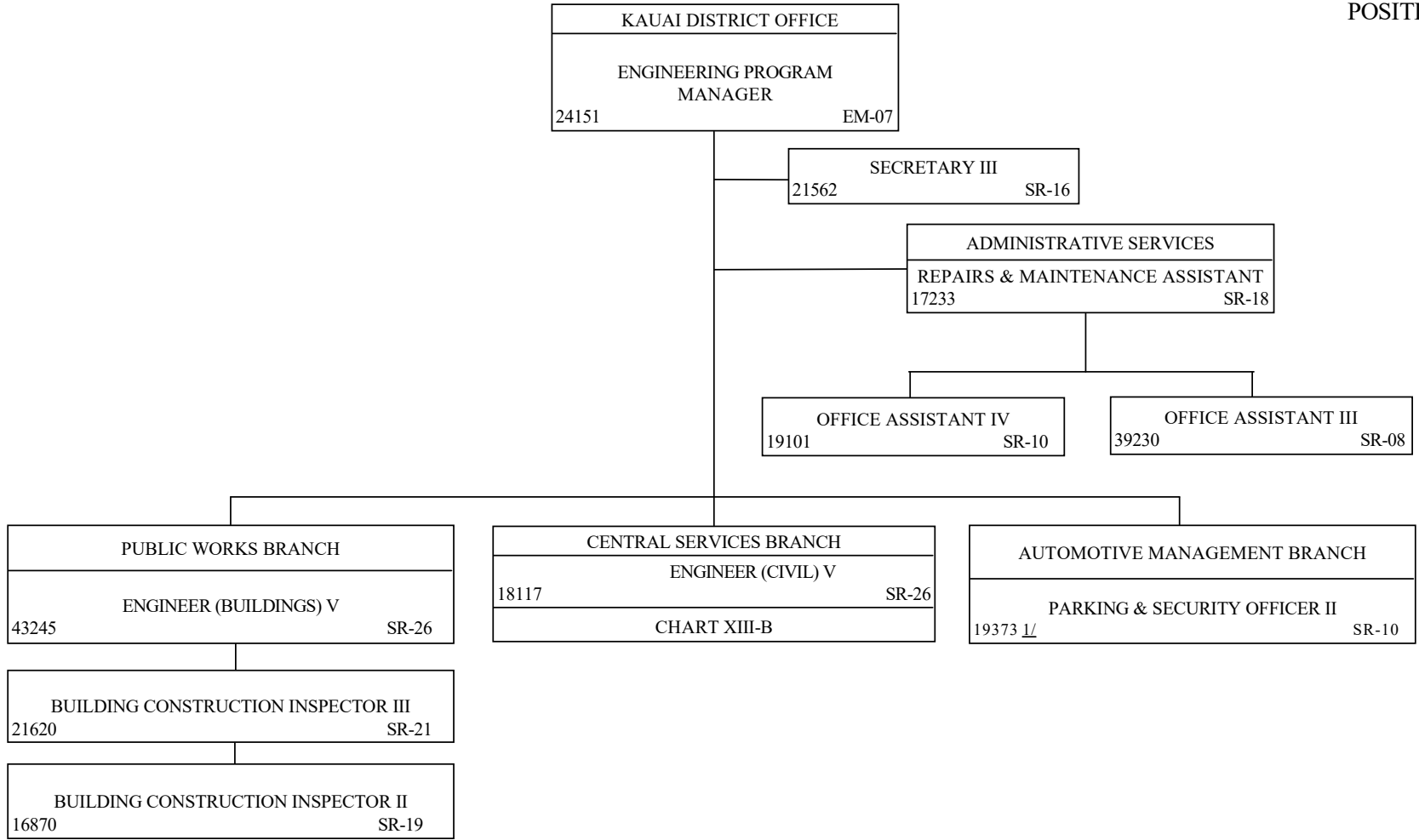
2/ POSITION NO. 21413 REALLOCATED TO A CARPENTER I, BC-09, EFFECTIVE 10/03/18.

STATE OF HAWAII
DEPARTMENT OF ACCOUNTING AND GENERAL SERVICES
KAUAI DISTRICT OFFICE
ORGANIZATION CHART



STATE OF HAWAII
 DEPARTMENT OF ACCOUNTING AND GENERAL SERVICES
 KAUAI DISTRICT OFFICE

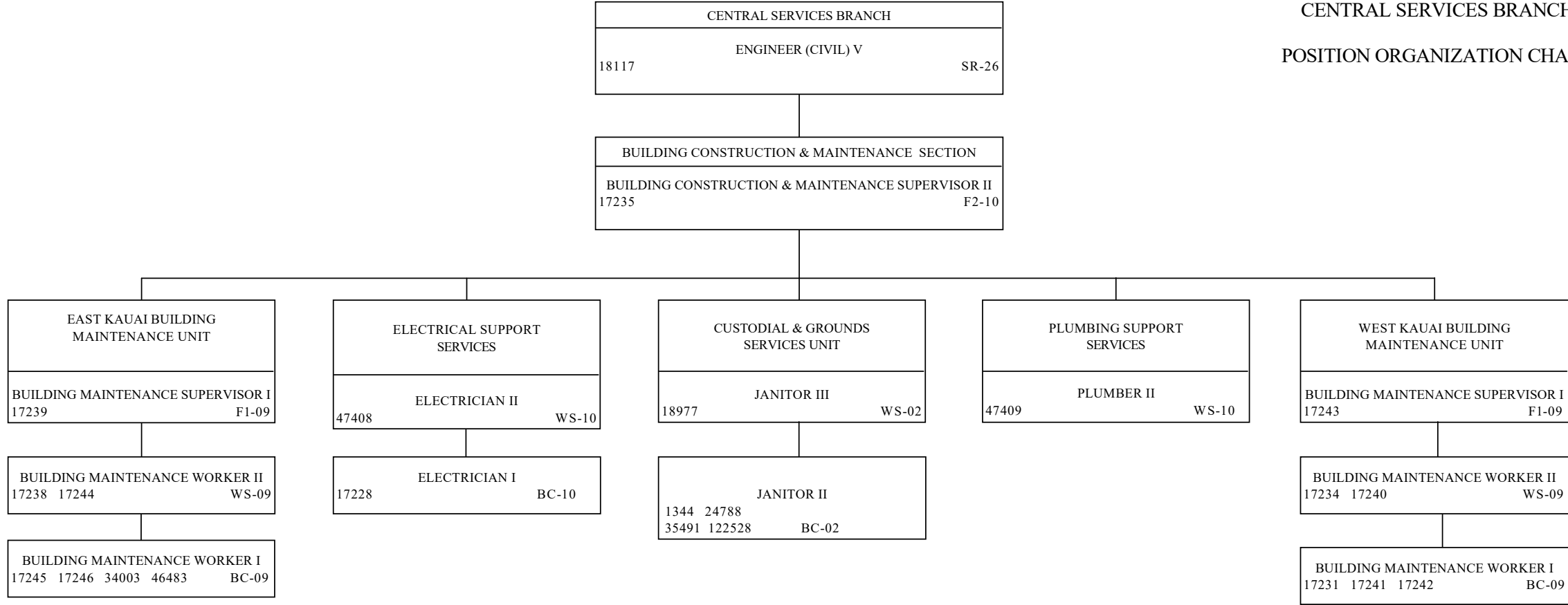
POSITION ORGANIZATION CHART



1/ POSITION NO. 19373 REALLOCATED BACK TO AUTHORIZED TO PARKING AND SECURITY OFFICER II, SR-10, ON AND EFFECTIVE 11/01/20.

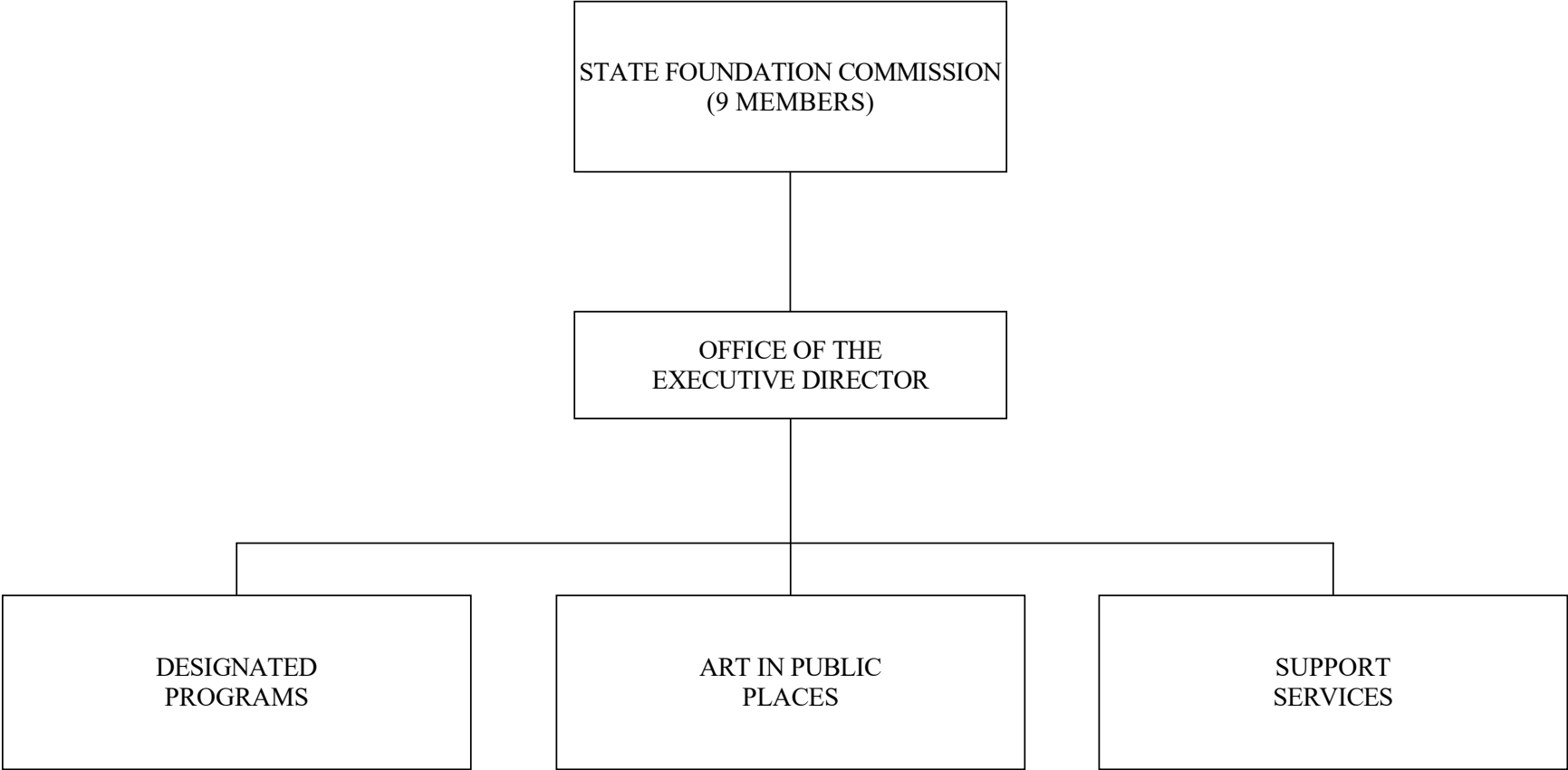
STATE OF HAWAII
 DEPARTMENT OF ACCOUNTING AND GENERAL SERVICES
 KAUAI DISTRICT OFFICE
 CENTRAL SERVICES BRANCH

POSITION ORGANIZATION CHART



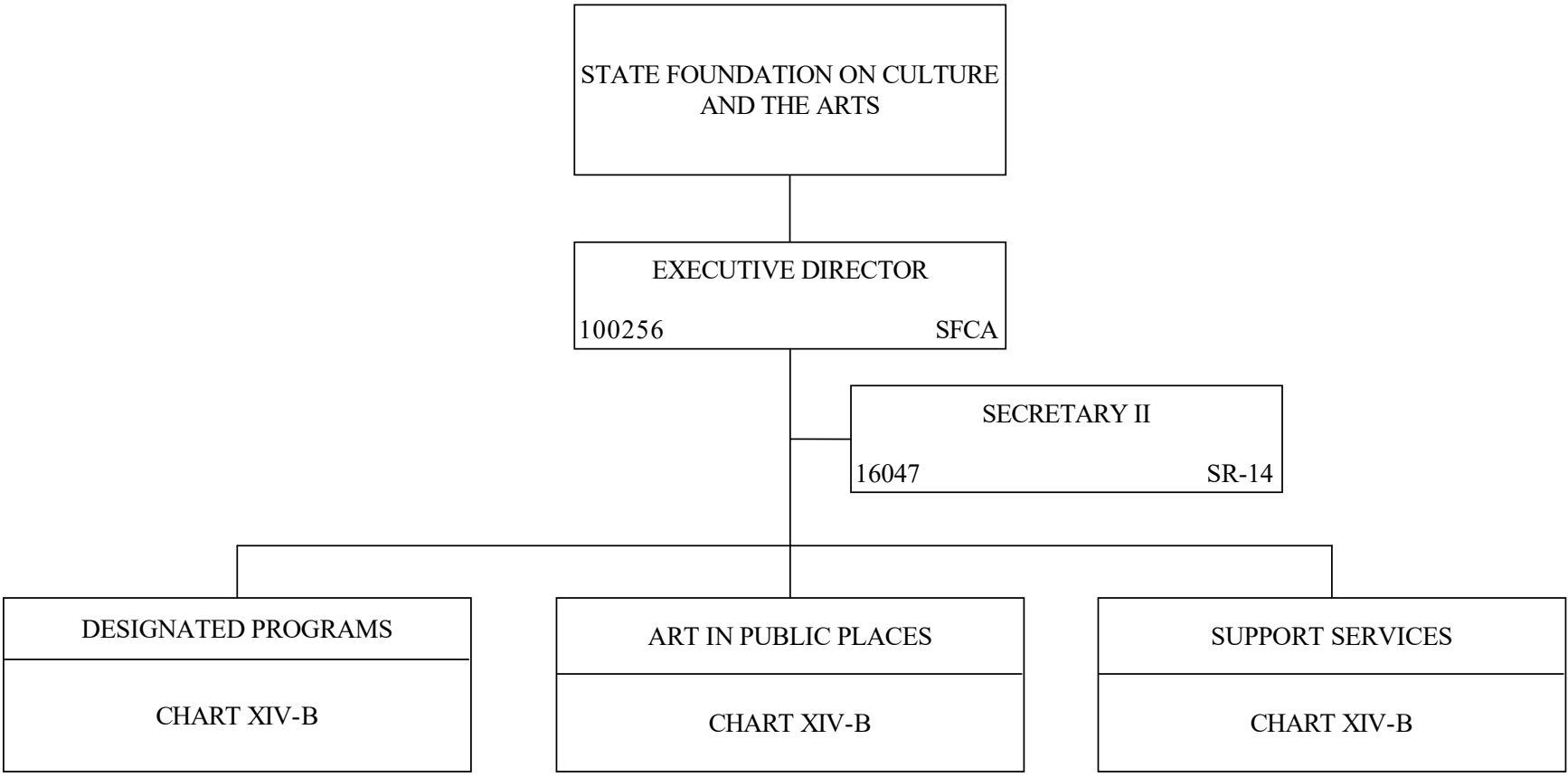
STATE OF HAWAII
DEPARTMENT OF ACCOUNTING AND GENERAL SERVICES
STATE FOUNDATION ON CULTURE AND THE ARTS

ORGANIZATION CHART



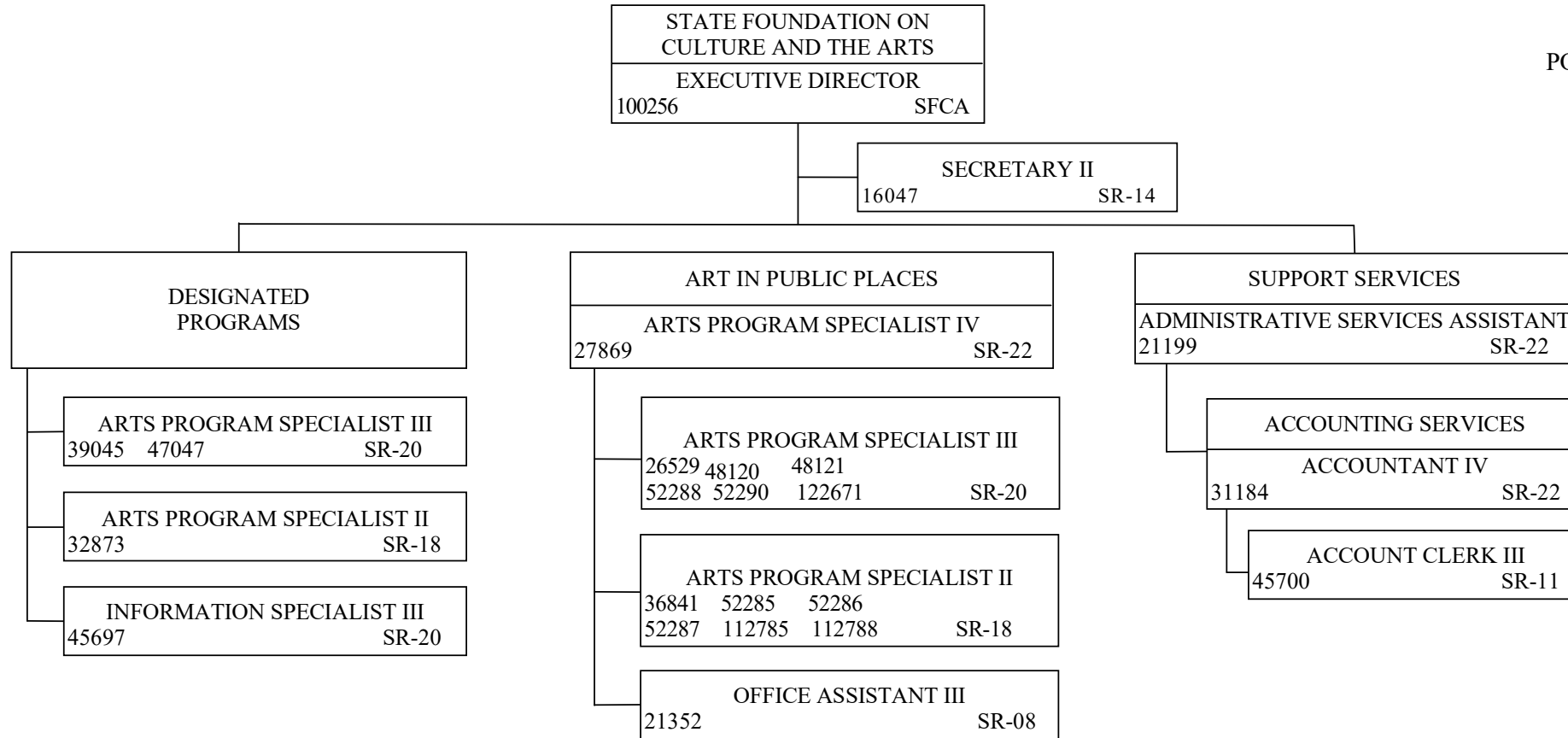
STATE OF HAWAII
DEPARTMENT OF ACCOUNTING AND GENERAL SERVICES
STATE FOUNDATION ON CULTURE AND THE ARTS

POSITION ORGANIZATION CHART



STATE OF HAWAII
 DEPARTMENT OF ACCOUNTING AND GENERAL SERVICES
 STATE FOUNDATION ON CULTURE AND THE ARTS
 DESIGNATED PROGRAMS, ART IN PUBLIC PLACES,
 AND SUPPORT SERVICES

POSITION ORGANIZATION CHART



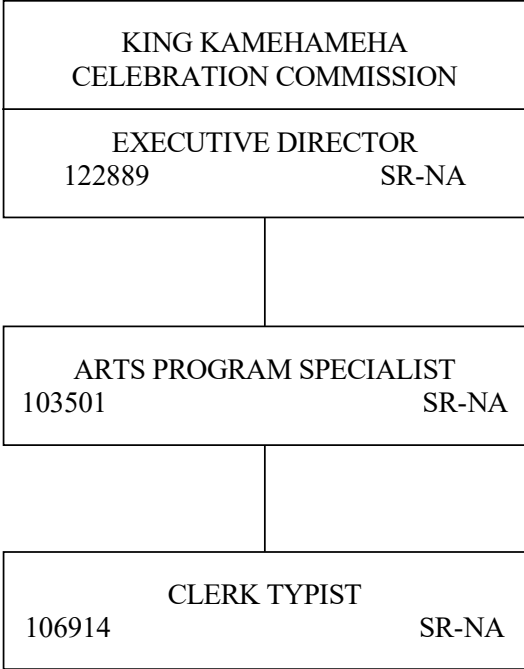
STATE OF HAWAII
DEPARTMENT OF ACCOUNTING AND GENERAL SERVICES
KING KAMEHAMEHA CELEBRATION COMMISSION

ORGANIZATION CHART

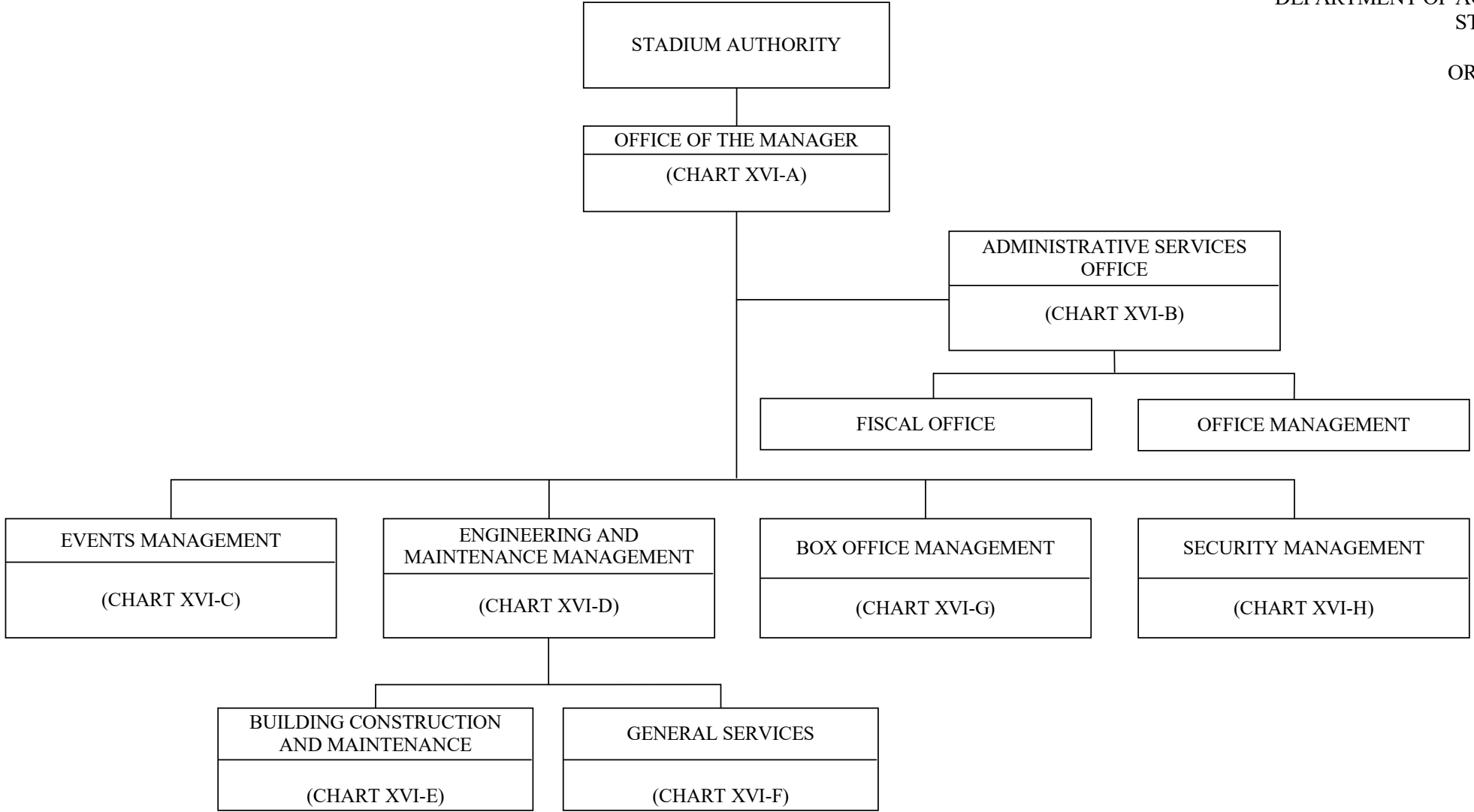


STATE OF HAWAII
DEPARTMENT OF ACCOUNTING AND GENERAL SERVICES
KING KAMEHAMEHA CELEBRATION COMMISSION

POSITION ORGANIZATION CHART

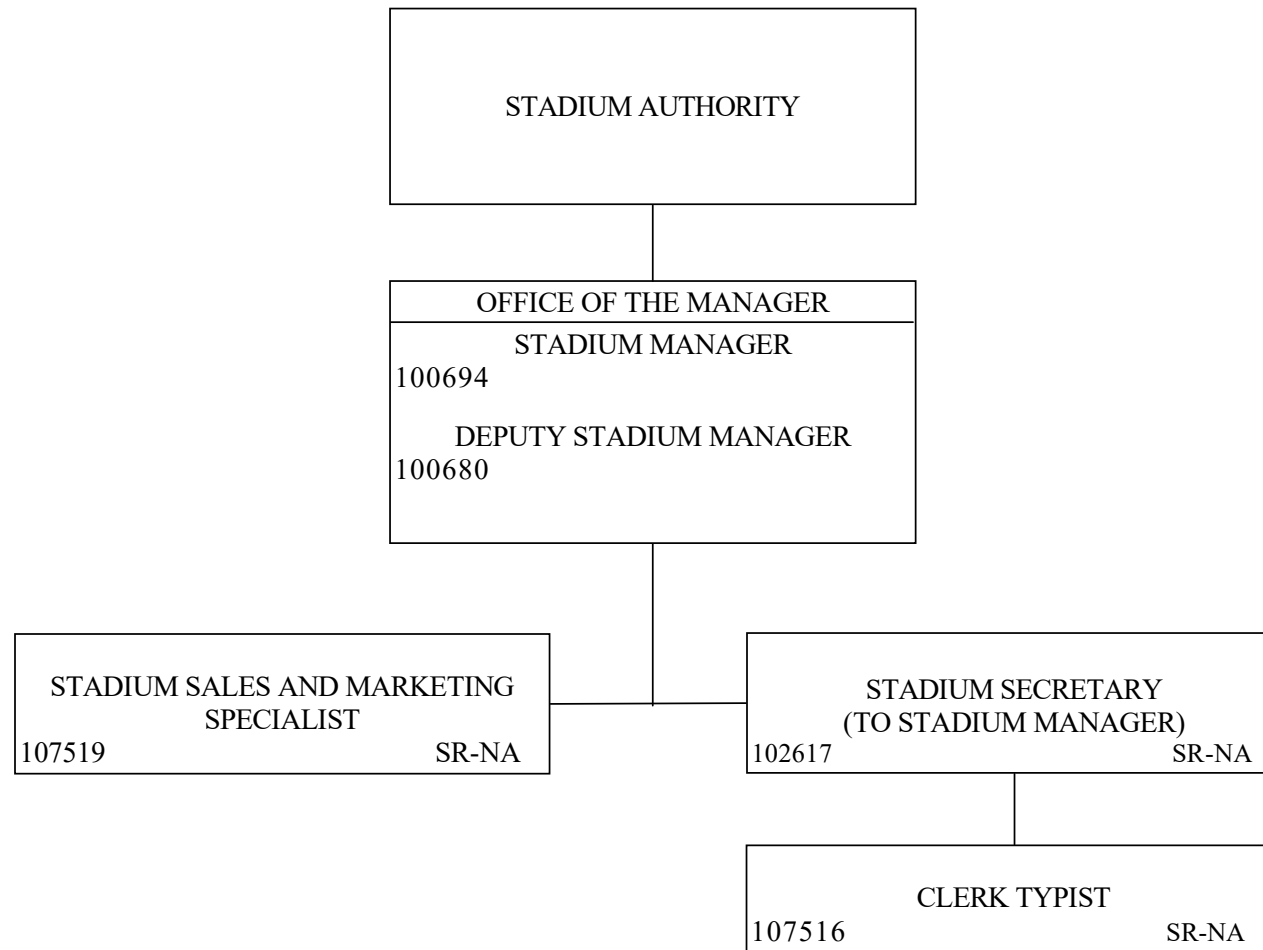


STATE OF HAWAII
 DEPARTMENT OF ACCOUNTING AND GENERAL SERVICES
 STADIUM AUTHORITY
 ORGANIZATION CHART

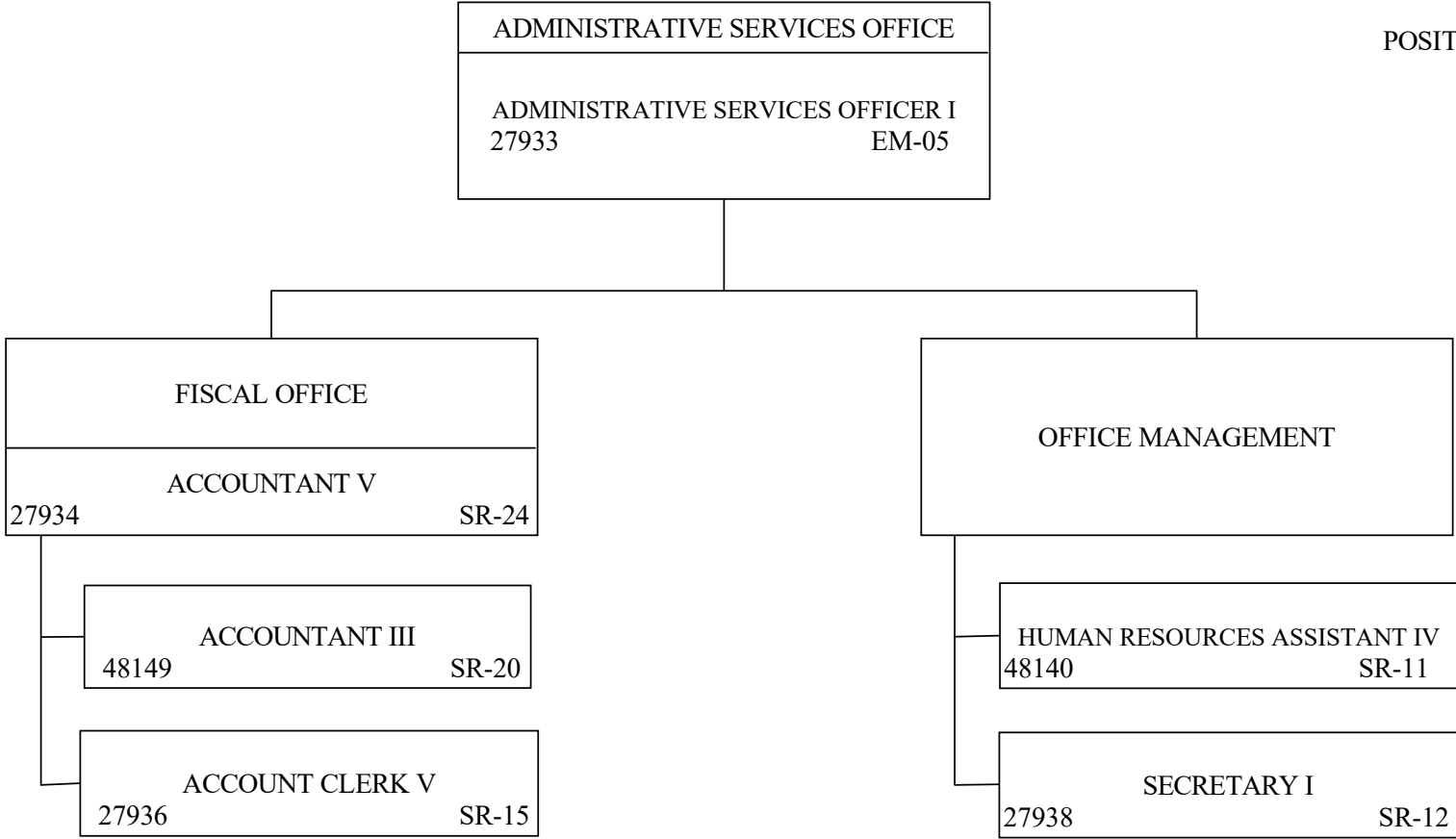


STATE OF HAWAII
DEPARTMENT OF ACCOUNTING AND GENERAL SERVICES
STADIUM AUTHORITY
OFFICE OF THE MANAGER

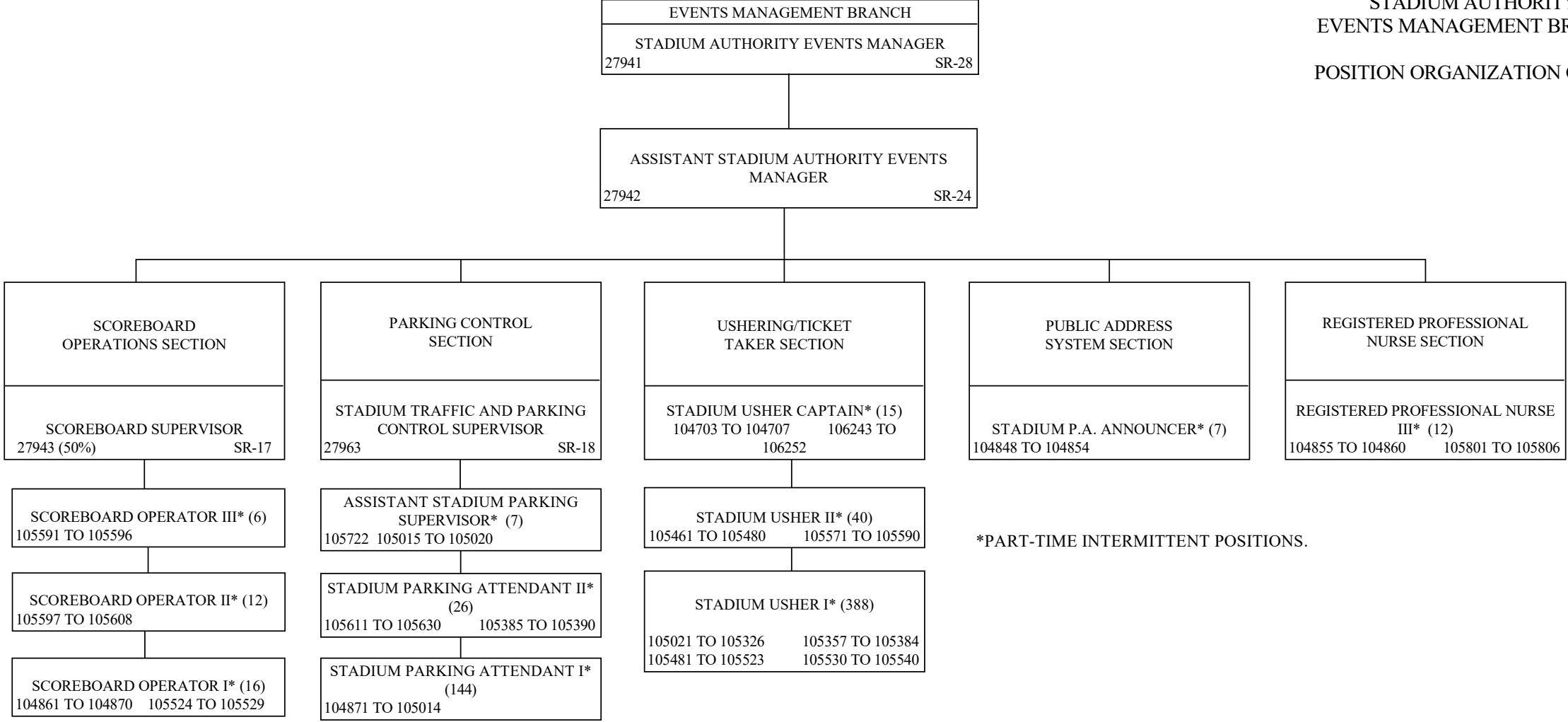
POSITION ORGANIZATION CHART



STATE OF HAWAII
 DEPARTMENT OF ACCOUNTING AND GENERAL SERVICES
 STADIUM AUTHORITY
 ADMINISTRATIVE SERVICES OFFICE
 POSITION ORGANIZATION CHART



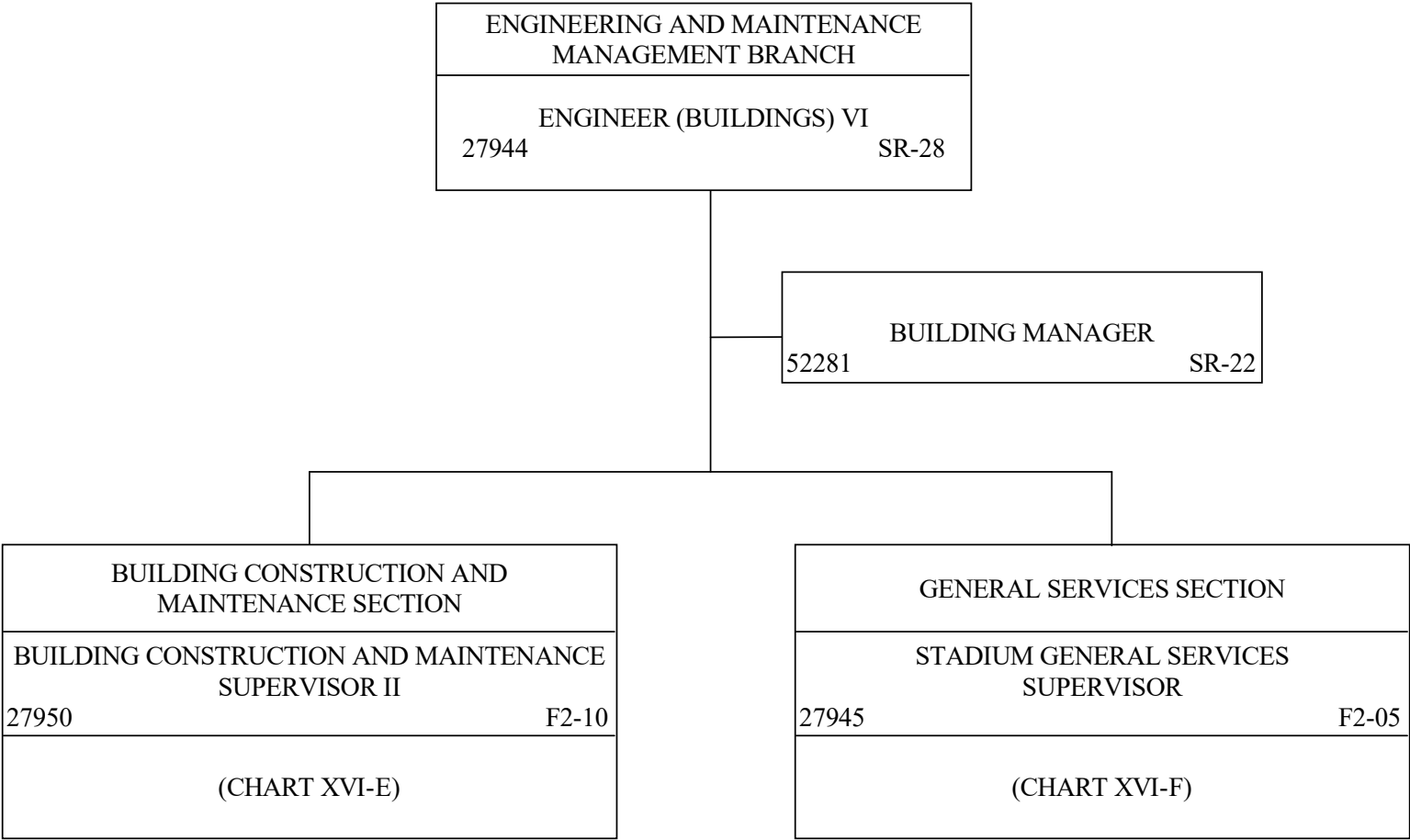
STATE OF HAWAII
DEPARTMENT OF ACCOUNTING AND GENERAL SERVICES
STADIUM AUTHORITY
EVENTS MANAGEMENT BRANCH
POSITION ORGANIZATION CHART



*PART-TIME INTERMITTENT POSITIONS.

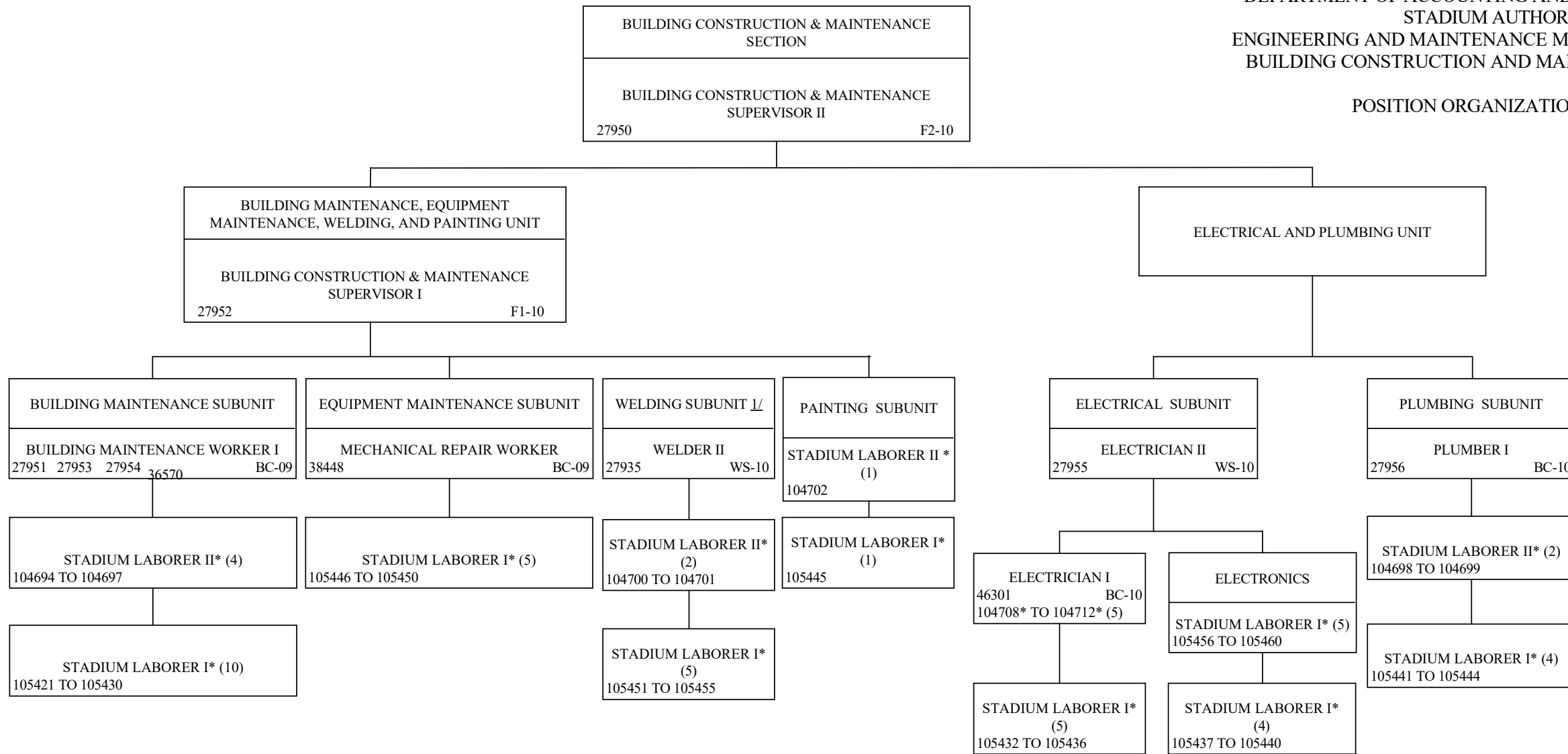
STATE OF HAWAII
 DEPARTMENT OF ACCOUNTING AND GENERAL SERVICES
 STADIUM AUTHORITY
 ENGINEERING AND MAINTENANCE BRANCH

POSITION ORGANIZATION CHART



STATE OF HAWAII
 DEPARTMENT OF ACCOUNTING AND GENERAL SERVICES
 STADIUM AUTHORITY
 ENGINEERING AND MAINTENANCE MANAGEMENT BRANCH
 BUILDING CONSTRUCTION AND MAINTENANCE SECTION

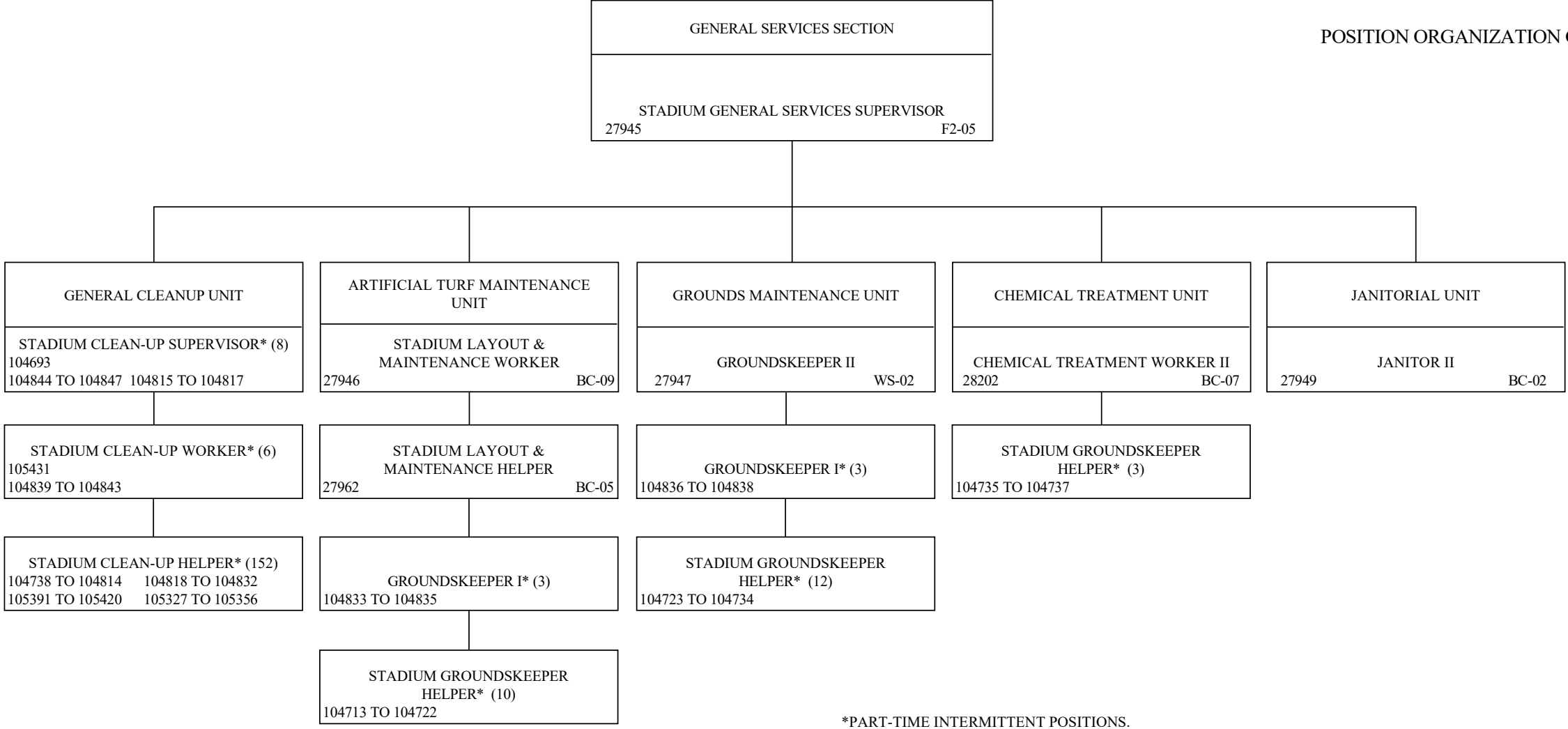
POSITION ORGANIZATION CHART



*PART-TIME INTERMITTENT POSITIONS.

STATE OF HAWAII
DEPARTMENT OF ACCOUNTING AND GENERAL SERVICES
STADIUM AUTHORITY
ENGINEERING AND MAINTENANCE MANAGEMENT BRANCH
GENERAL SERVICES SECTION

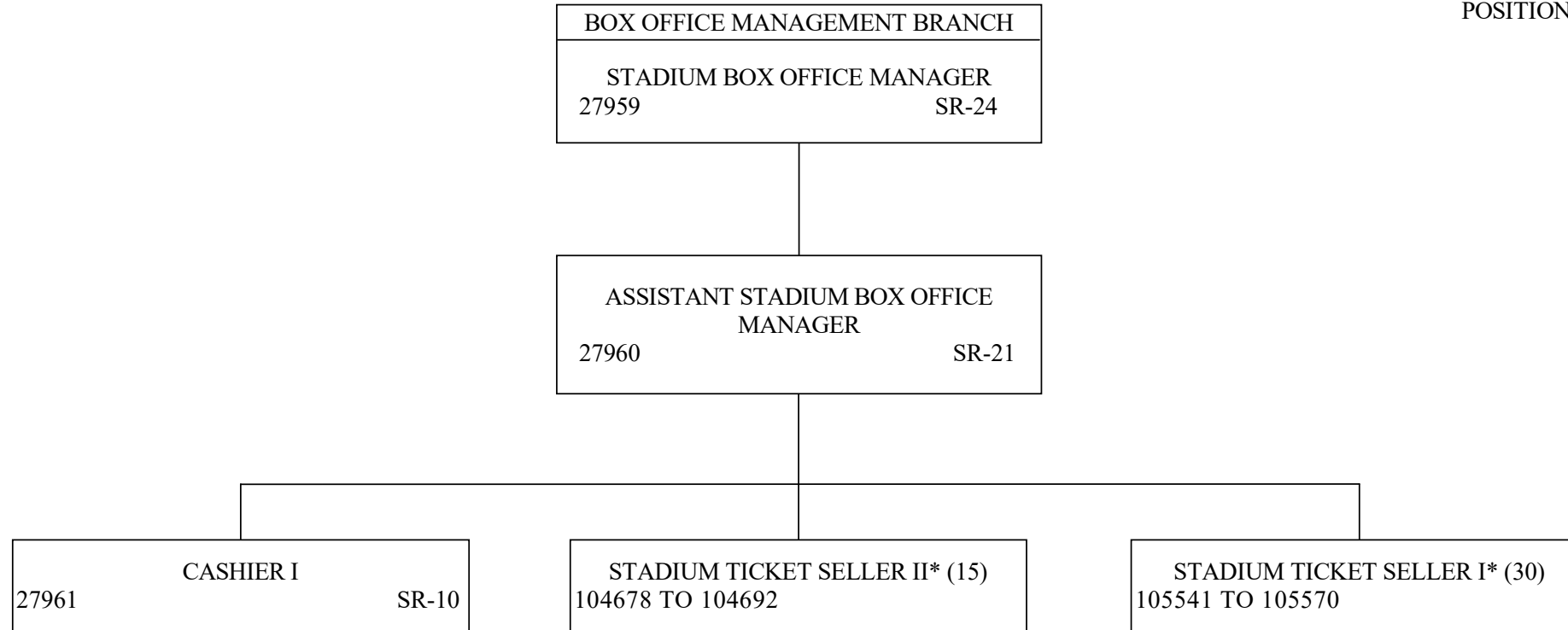
POSITION ORGANIZATION CHART



*PART-TIME INTERMITTENT POSITIONS.

STATE OF HAWAII
DEPARTMENT OF ACCOUNTING AND GENERAL SERVICES
STADIUM AUTHORITY
BOX OFFICE MANAGEMENT BRANCH

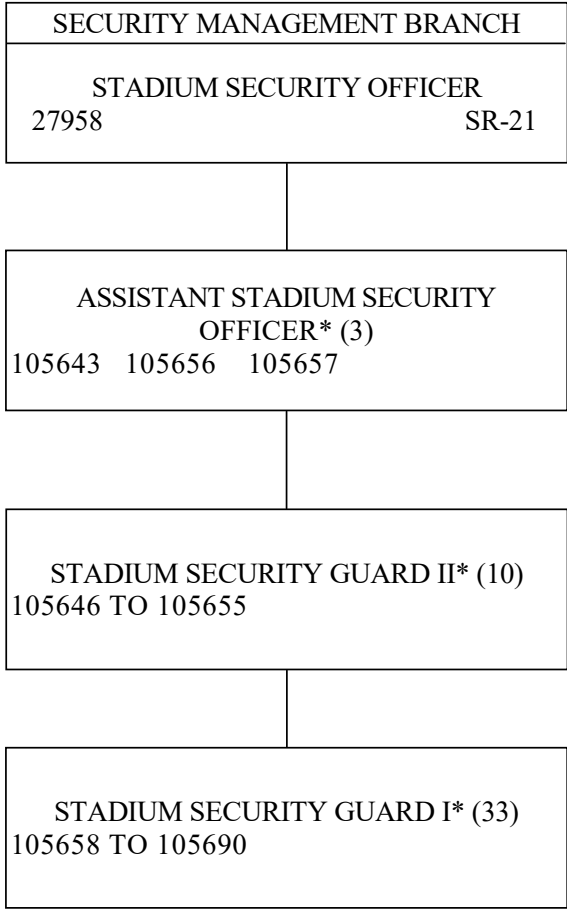
POSITION ORGANIZATION CHART



*PART-TIME INTERMITTENT POSITIONS.

STATE OF HAWAII
DEPARTMENT OF ACCOUNTING AND GENERAL SERVICES
STADIUM AUTHORITY
SECURITY MANAGEMENT BRANCH


POSITION ORGANIZATION CHART



*PART-TIME INTERMITTENT POSITIONS.

STATE OF HAWAII
DEPARTMENT OF ACCOUNTING AND GENERAL SERVICES
PROCUREMENT POLICY BOARD

ORGANIZATION CHART



PURSUANT TO SECTION 103D-201, HRS, THE PROCUREMENT POLICY BOARD SHALL BE ASSISTED BY THE DEPARTMENT OF ACCOUNTING AND GENERAL SERVICES, WHICH SHALL PROVIDE AT LEAST ONE FULL-TIME SUPPORT STAFF AND FUNDING NECESSARY TO SUPPORT THE PROCUREMENT POLICY BOARD.

STATE OF HAWAII
DEPARTMENT OF ACCOUNTING AND GENERAL SERVICES
STATE PROCUREMENT OFFICE

ORGANIZATION CHART

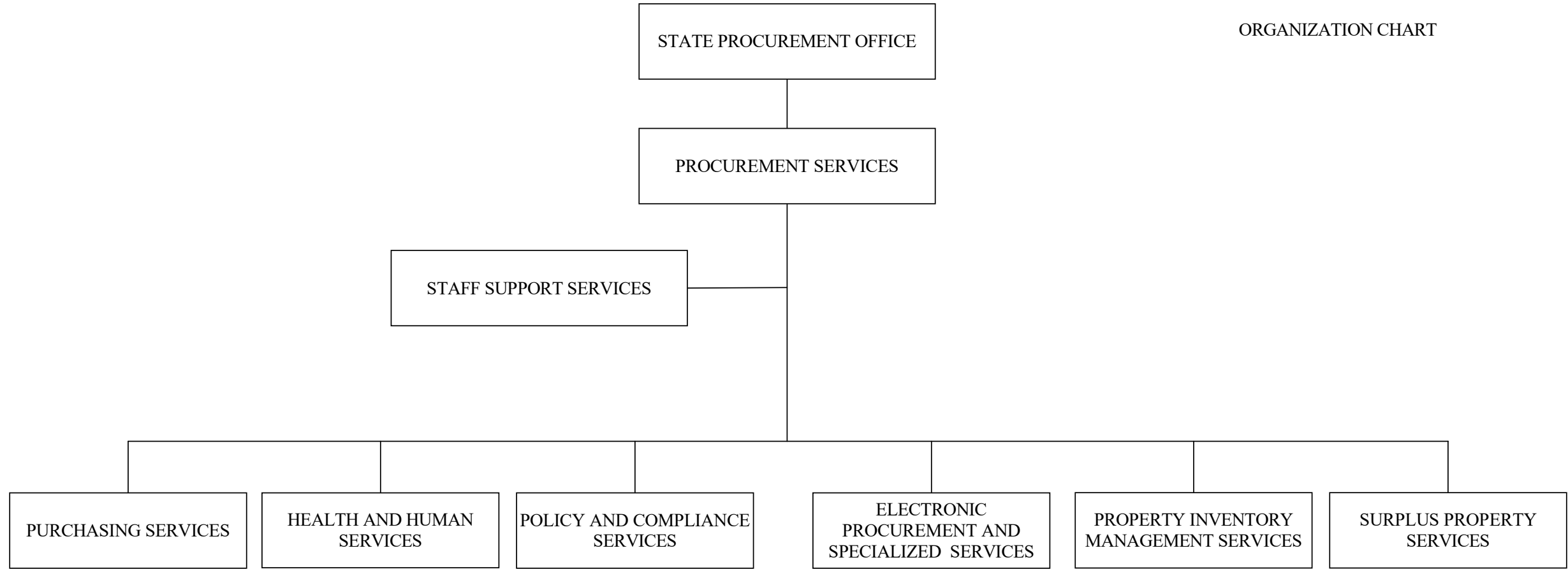
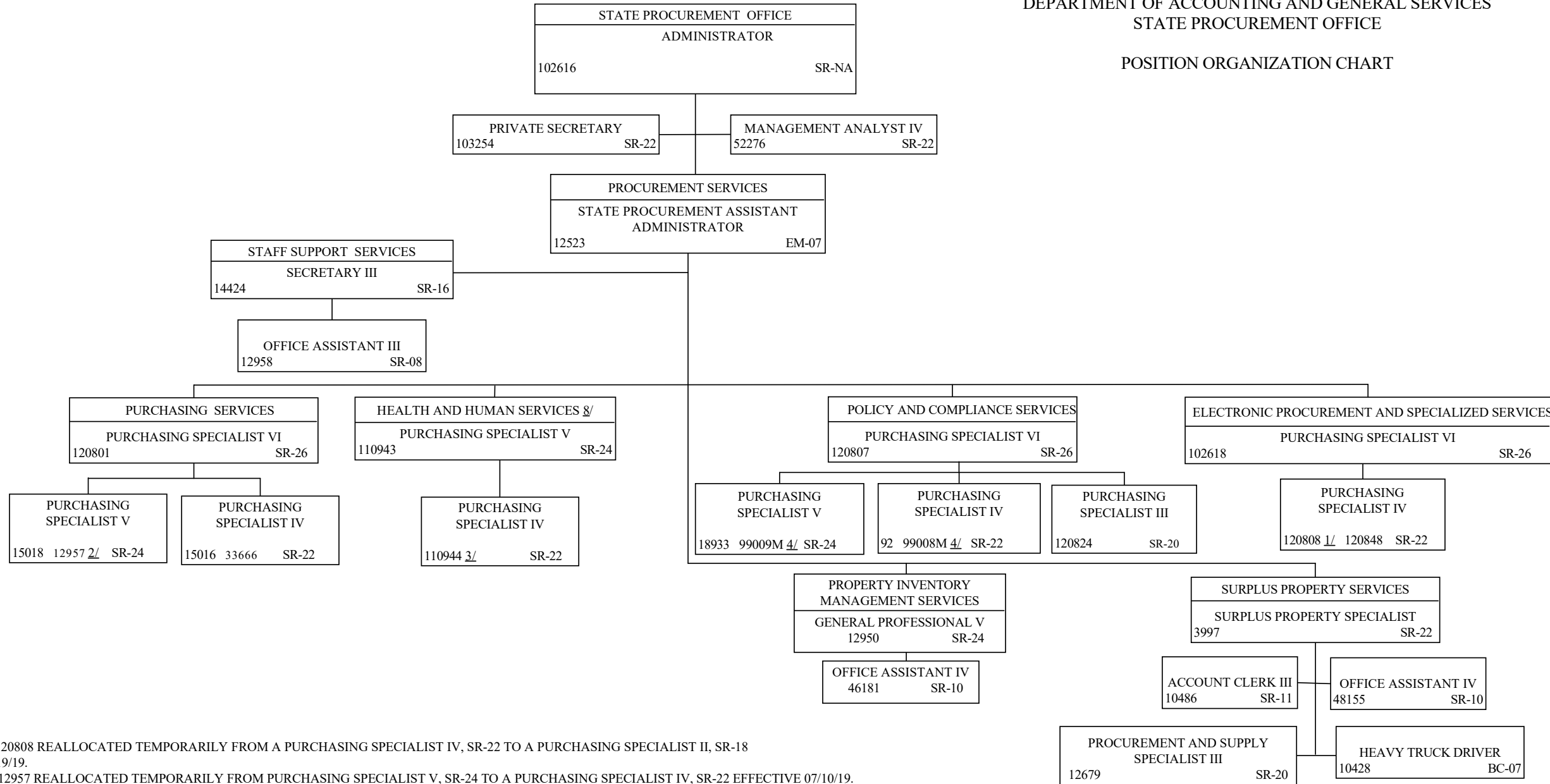


CHART XVIII

STATE OF HAWAII
DEPARTMENT OF ACCOUNTING AND GENERAL SERVICES
STATE PROCUREMENT OFFICE

POSITION ORGANIZATION CHART



1/ POSITION NO. 120808 REALLOCATED TEMPORARILY FROM A PURCHASING SPECIALIST IV, SR-22 TO A PURCHASING SPECIALIST II, SR-18 EFFECTIVE 03/19/19.

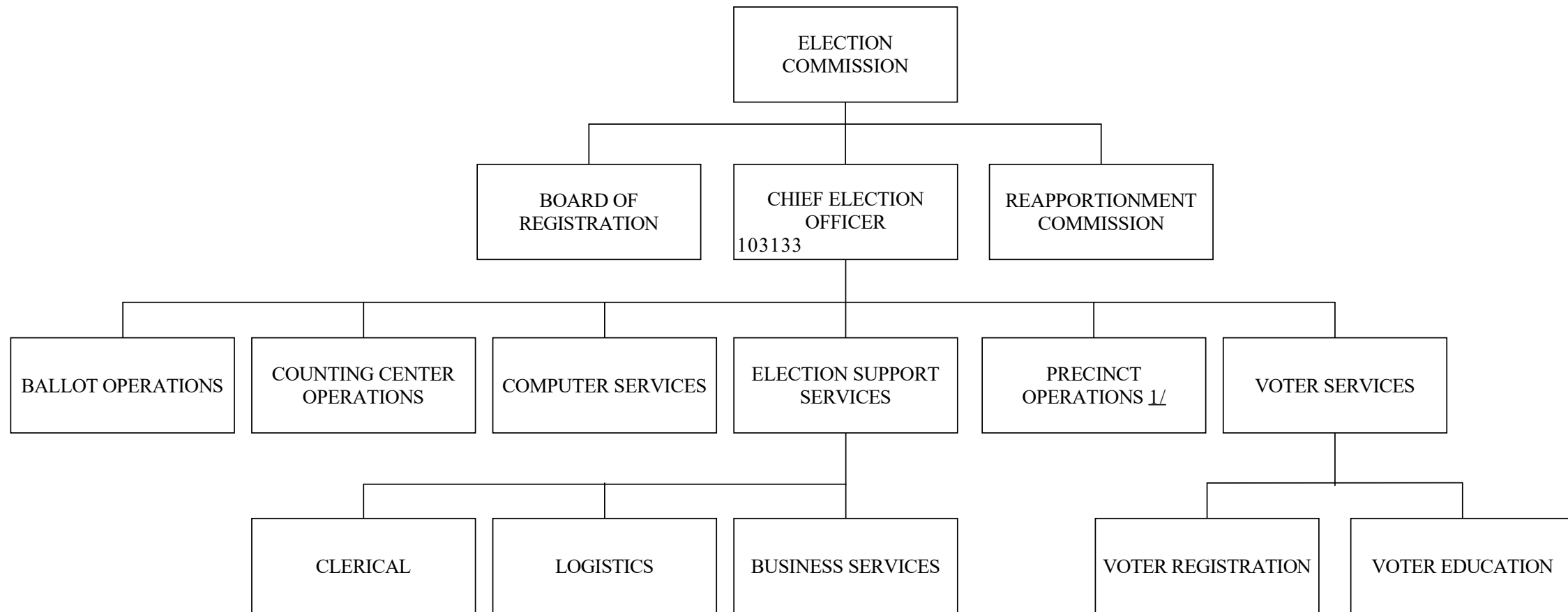
2/ POSITION NO. 12957 REALLOCATED TEMPORARILY FROM PURCHASING SPECIALIST V, SR-24 TO A PURCHASING SPECIALIST IV, SR-22 EFFECTIVE 07/10/19.

3/ POSITION NO. 110944 REALLOCATED TEMPORARILY TO PURCHASING SPECIALIST III, SR-20, EFFECTIVE 03/19/19.

4/ PURSUANT TO ACT 53, SLH 2018, CONSTRUCTION PROCUREMENT POSITIONS 99008M, PURCHASING SPECIALIST IV, SR-22, AND 99009M, PURCHASING SPECIALIST V, SR-24, TO BE ESTABLISHED.

STATE OF HAWAII
DEPARTMENT OF ACCOUNTING AND GENERAL SERVICES
OFFICE OF ELECTIONS

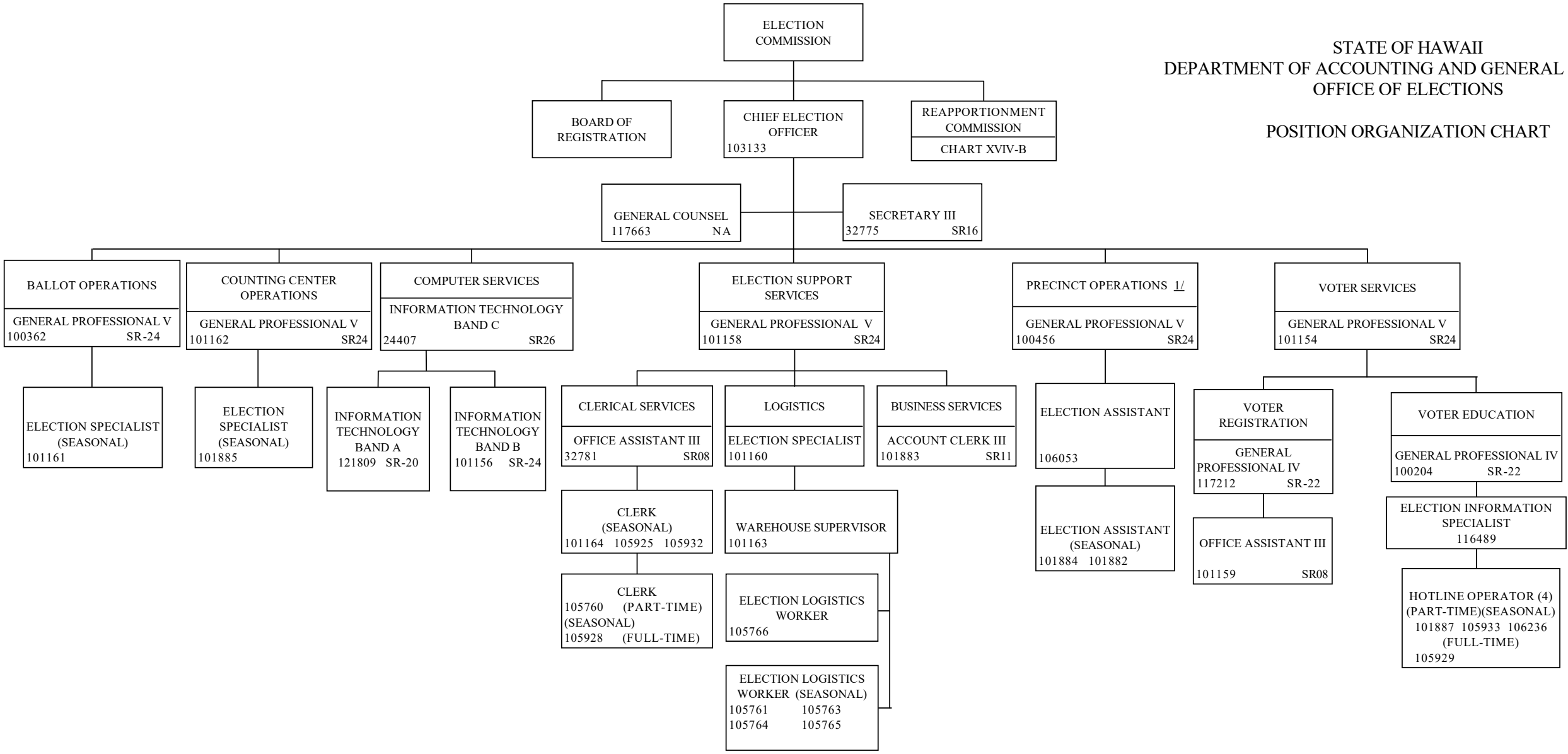
ORGANIZATION CHART



1/ PURSUANT TO ACT 136, SLH 2019, ELECTIONS IMPLEMENTED TO VOTE BY MAIL AND AS A RESULT THE PRECINCT OPERATIONS WILL BE REORGANIZED.

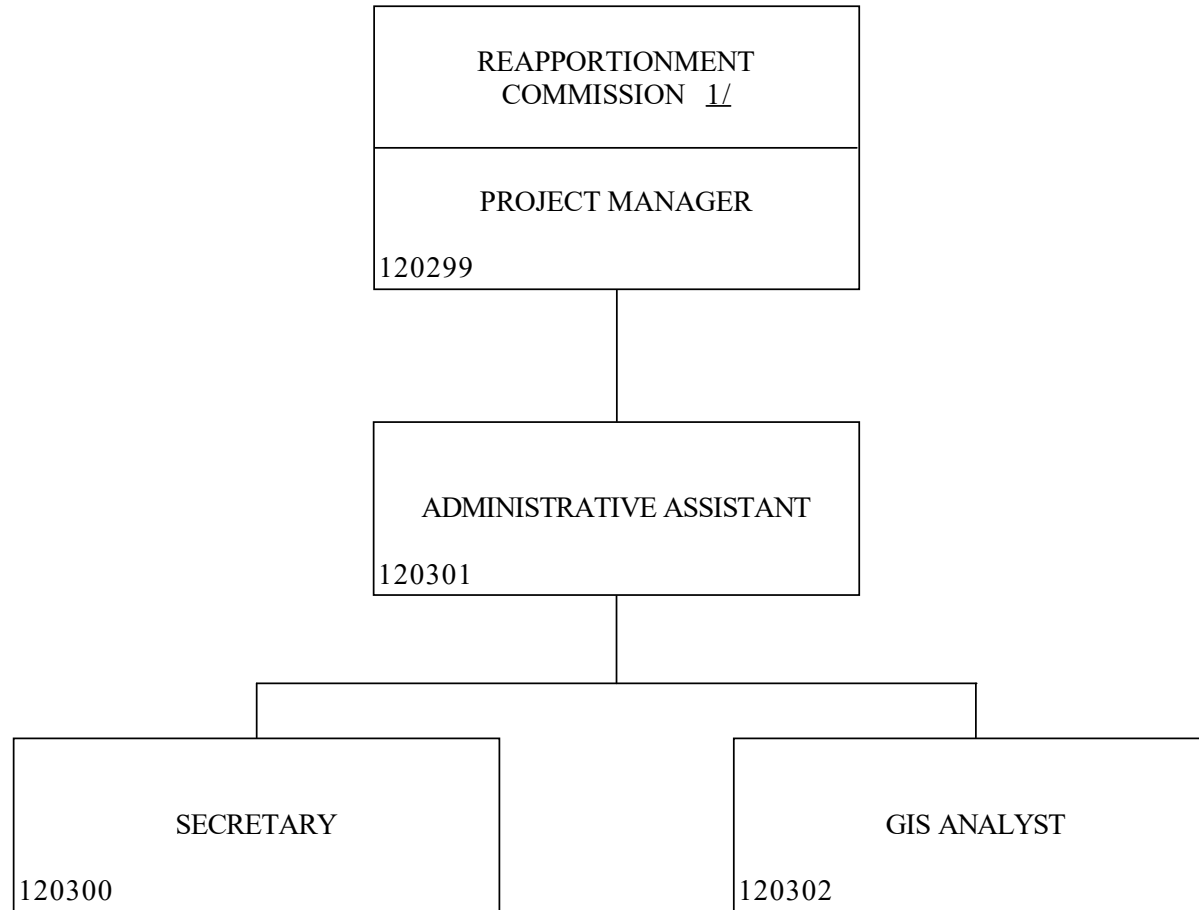
STATE OF HAWAII
 DEPARTMENT OF ACCOUNTING AND GENERAL SERVICES
 OFFICE OF ELECTIONS

POSITION ORGANIZATION CHART



1/ PURSUANT TO ACT 136, SLH 2019, ELECTIONS IMPLEMENTED TO VOTE BY MAIL AND AS A RESULT THE PRECINCT OPERATIONS WILL BE REORGANIZED.

STATE OF HAWAII
DEPARTMENT OF ACCOUNTING AND GENERAL SERVICES
OFFICE OF ELECTIONS
REAPPORTIONMENT COMMISSION
POSITION ORGANIZATION CHART



1/ POSITIONS ARE FUNDED FOR THE REAPPORTIONMENT COMMISSION CONSTITUTED EVERY TEN YEARS UNLESS REQUIRED BY COURT ORDER.
FUNDING FOR THESE TEMPORARY POSITIONS IS REQUESTED IN THE BIENNIUM BUDGET PERIOD PRECEDING THE REAPPORTIONMENT YEAR.

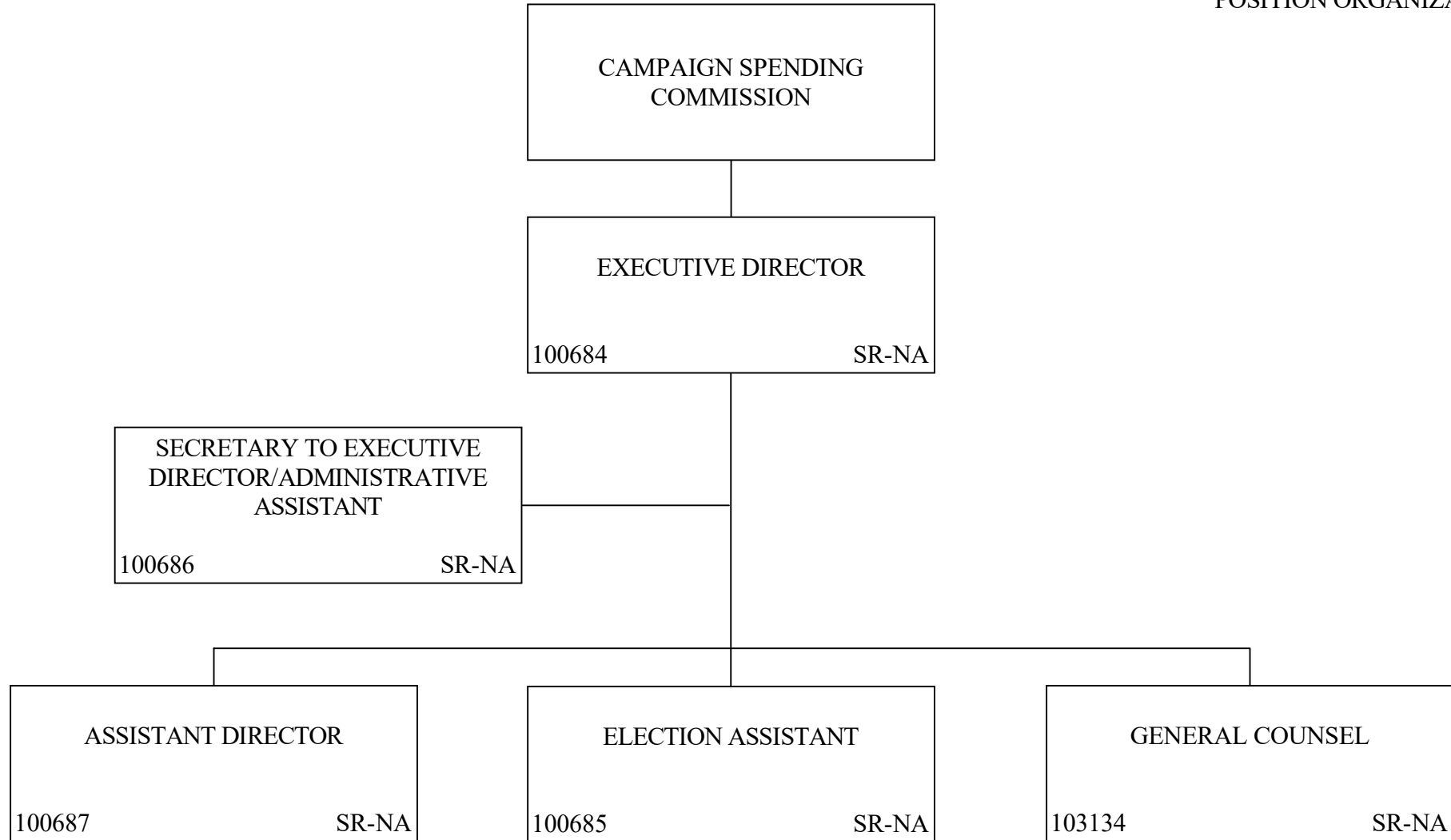
STATE OF HAWAII
DEPARTMENT OF ACCOUNTING AND GENERAL SERVICES
CAMPAIGN SPENDING COMMISSION

ORGANIZATION CHART




STATE OF HAWAII
DEPARTMENT OF ACCOUNTING AND GENERAL SERVICES
CAMPAIGN SPENDING COMMISSION

POSITION ORGANIZATION CHART



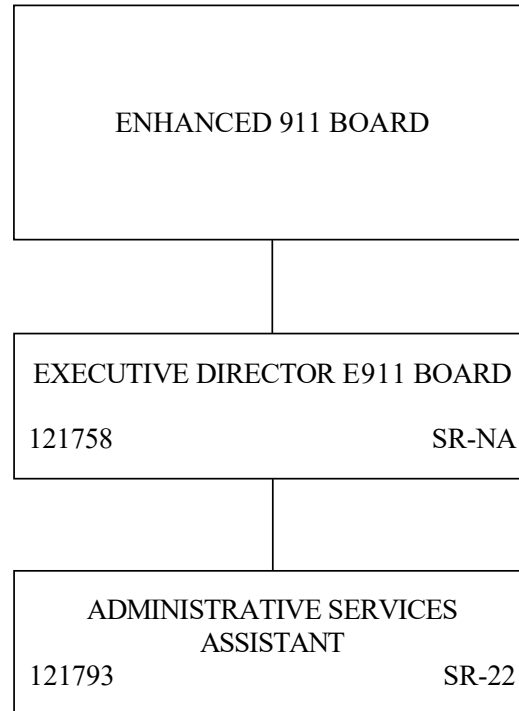
STATE OF HAWAII
DEPARTMENT OF ACCOUNTING AND GENERAL SERVICES
ENHANCED 911 BOARD

ORGANIZATION CHART



STATE OF HAWAII
DEPARTMENT OF ACCOUNTING AND GENERAL SERVICES
ENHANCED 911 BOARD

POSITION ORGANIZATION CHART



STATE OF HAWAII
DEPARTMENT OF ACCOUNTING AND GENERAL SERVICES
STATE BUILDING CODE COUNCIL

ORGANIZATION CHART



THERE ARE NO POSITIONS IN THIS PROGRAM.

STATE OF HAWAII
DEPARTMENT OF ACCOUNTING AND GENERAL SERVICES
INFORMATION PRIVACY AND SECURITY COUNCIL

ORGANIZATION CHART



THERE ARE NO POSITIONS IN THIS PROGRAM.

STATE OF HAWAII
DEPARTMENT OF ACCOUNTING AND GENERAL SERVICES
ACCESS HAWAII COMMITTEE

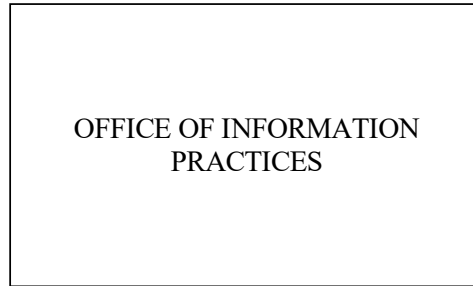
ORGANIZATION CHART



THERE ARE NO POSITIONS IN THIS PROGRAM.

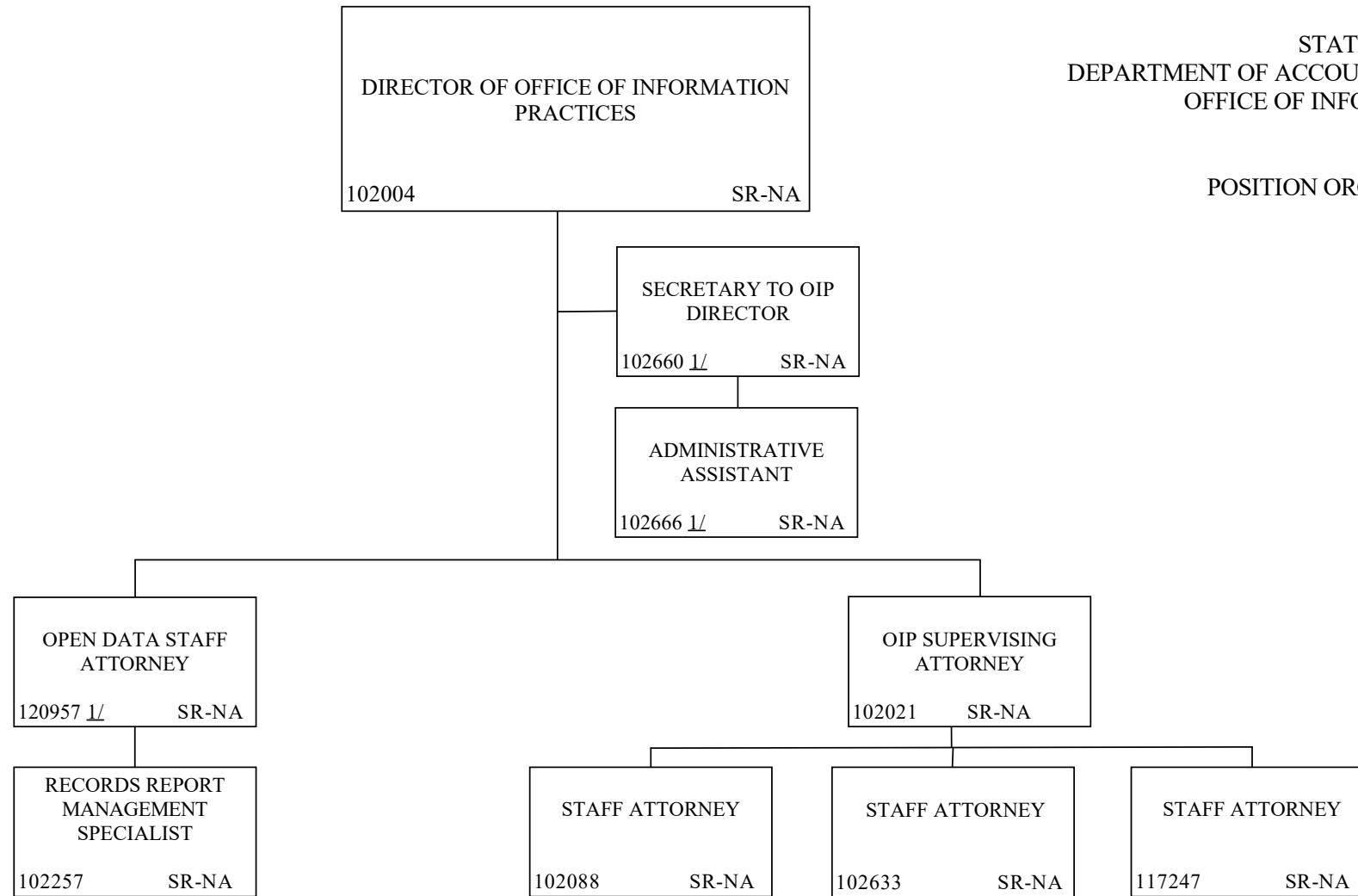
STATE OF HAWAII
DEPARTMENT OF ACCOUNTING AND GENERAL SERVICES
OFFICE OF INFORMATION PRACTICES

ORGANIZATION CHART



STATE OF HAWAII
 DEPARTMENT OF ACCOUNTING AND GENERAL SERVICES
 OFFICE OF INFORMATION PRACTICES

POSITION ORGANIZATION CHART



1/ NOTE: POSITION NO. 102666, ADMINISTRATIVE ASSISTANT IS CO-SUPERVISED BY BOTH POSITION NO. 102660, SECRETARY TO OIP DIRECTOR AND POSITION NO. 120957, OPEN DATA STAFF ATTORNEY.