



BROWNLIE & LEE

GOV. MSG. NO. 791

BENEDICT LEE

PRINCIPAL, BROWNLIE & LEE

Education:

Bachelors of Landscape Architecture
University of Oregon

Bachelors of Fine Arts (Environmental Design)
University of Hawaii

Professional Licensing & Certification:

Registered Landscape Architect, State of Hawaii
Registered Landscape Architect, Guam
Registered Landscape Architect, Commonwealth of the Northern Mariana Islands
LEED Accredited Professional
Certified Arborist, ISA

Professional Associations:

Member, American Society of Landscape Architects
Member, International Federation of Landscape Architects

Experience:




Mr. Benedict Lee has been a practicing Landscape Architect for the past 37 years, during which he has been involved in a wide range of residential, commercial and recreation projects in both the private and public industry. He has been a principal of Brownlie & Lee since its organization. Mr. Lee has considerable experience with local City and State government agencies, and has been involved with over 20 projects with the Department of Housing and Community Development (City and County of Honolulu) and Department of Hawaii Housing Authority and Housing Finance and Development Corporation (State of Hawaii). These projects range in scope from planning studies to new and renovation construction.

Benedict Lee has been intimately involved with environmental and sustainability issues on numerous projects including: Hale Kipa, Ewa (LEED Silver, pending), BIA Training Center, Waipahu, Military Family Housing LEED Home Pilot Project, Schofield (LEED Silver, pending), Simpson Wisser Neighborhood, Ft. Shafter (LEED Silver, pending), and Windward Community College Library, Kaneohe.

Awards:

2006 Concrete Achievement Award – Hokuia at 1288 Ala Moana, Honolulu, HI
2006 Betty Crocker Landscape Award of Appreciation – Schofield Barracks, HI
2005 Outstanding Design Build Evaluation – Navy Lodge, Ford Island, HI
2003 Air Force Design & Construction Award, PACDIV – Hickam AFB, HI


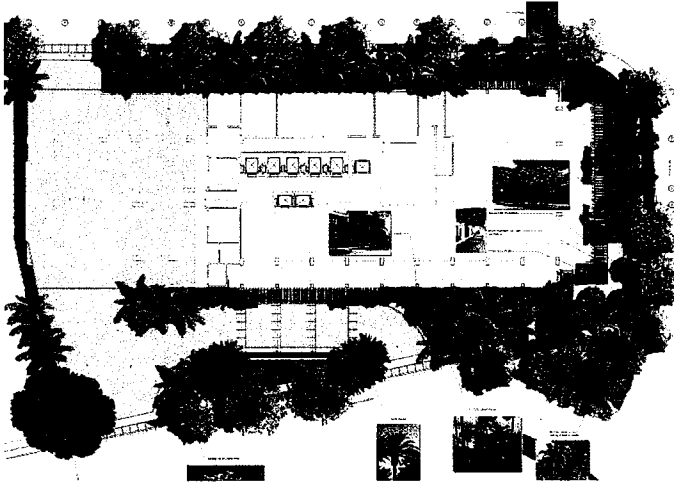
CAPITOL PLACE



<i>Location</i>	Honolulu, Hawaii
<i>Type of Project</i>	High-Rise Condominium
<i>Construction Cost</i>	\$145,000,000
<i>Construction Duration and Year Completed</i>	2 years, 2007

Description Pflueger Honda acquisition to construct an auto dealership expanded to include much needed east Oahu housing with numerous amenities including a large landscaped recreation deck and a 7-level parking structure within the downtown Honolulu urban setting.




TRUMP INTERNATIONAL HOTEL AND TOWER AT WAIKIKI BEACH WALK



<i>Location</i>	Honolulu, Hawaii
<i>Type of Project</i>	Luxury High-Rise Condominium & Hotel
<i>Construction Cost</i>	\$210,000,000
<i>Construction Duration and Year Completed</i>	2 years, 2009

Description Trump's Luxury Waikiki Tower stands 350-feet and consists of 460 suites. The 775,000 sf. project includes 6,500 sf. of retail and dining space and has a four story parking garage. Intensively landscaped ground level and recreation pool deck areas.

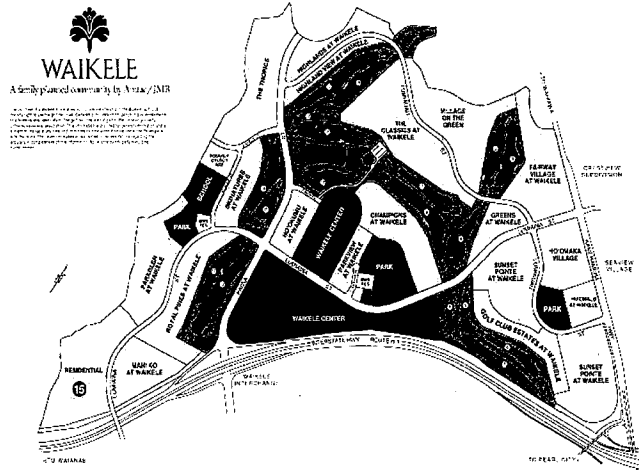
HOKUA AT 1288 ALA MOANA



<i>Location</i>	Honolulu, Hawaii
<i>Type of Project</i>	Luxury High-Rise Condominium
<i>Construction Cost</i>	\$130,000,000
<i>Construction Duration and Year Completed</i>	2 years, 2006

Description This 41-story tower offers 248 high-end luxury condominiums accompanied by a multi-level parking structure below an extensively landscaped terrace complete with health club, pool, spa, open-air barbeque alcoves, play court, walking path and dog park.

WAIKELE DEVELOPMENT



<i>Location</i>	Waipahu, Hawaii
<i>Type of Project</i>	Community Planned Development
<i>Construction Cost</i>	\$800,000,000
<i>Construction Duration and Year Completed</i>	10 years, 200

Description AMFAC Development Company commissioned the services of Brownlie & Lee to provide landscape design and planning services for their proposed 586 acre Waikēle Development. Brownlie & Lee's involvement in this project was from the early planning process through construction implementation.

The Waikēle Development is noted for the successful integration of landscape elements into the entire community. This is primarily attributed to Brownlie & Lee's involvement from the initial landscape concepts through construction documents to completion of all common area and roadway amenities, entry statements, neighborhood recreation parks, 18-hole golf course, commercial center, multi-family housing, residential subdivisions, and support facilities under contracts with four major real estate developers.