



UHERO

THE ECONOMIC RESEARCH ORGANIZATION
AT THE UNIVERSITY OF HAWAII

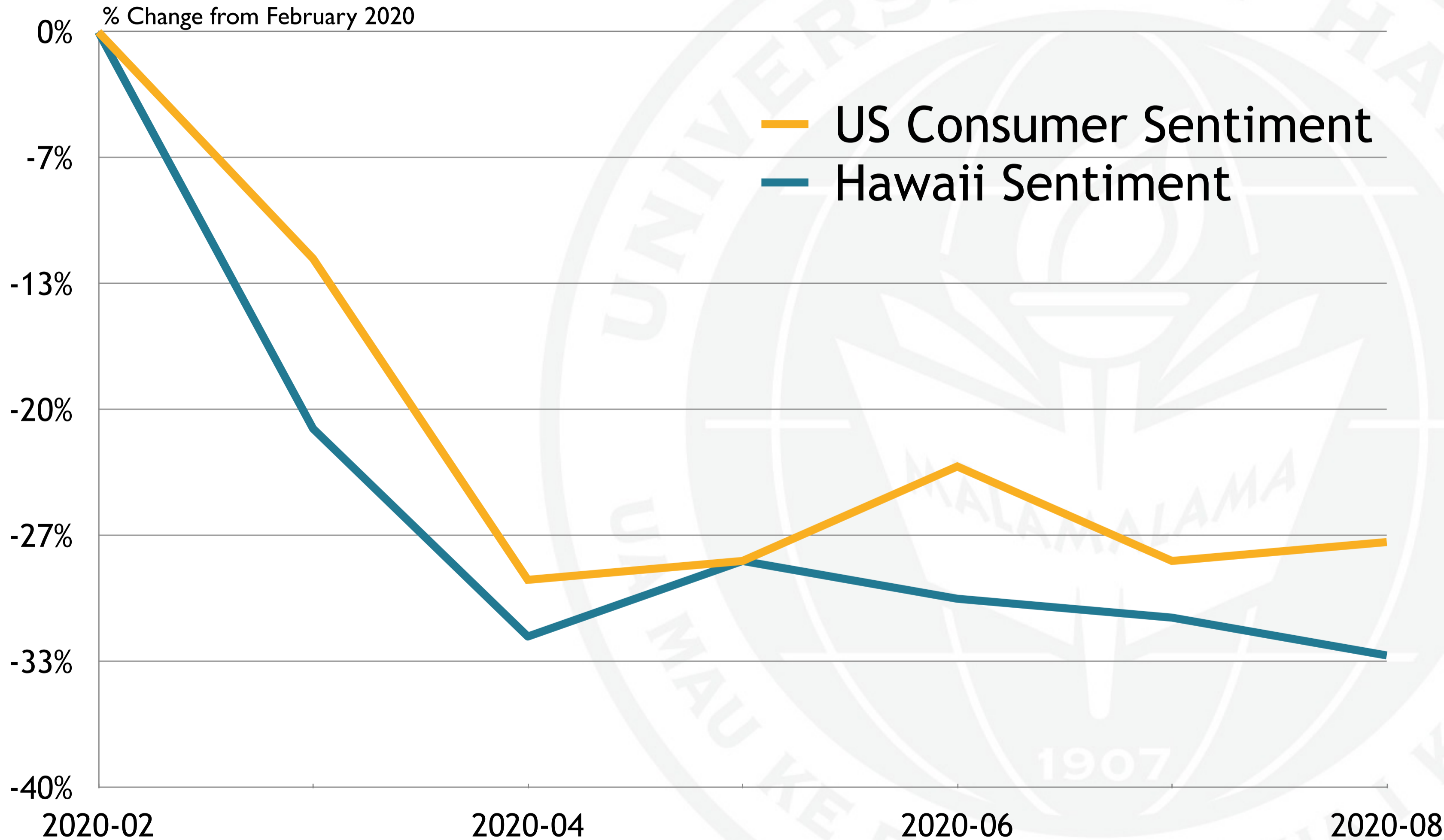
Hawaii Select Committee Update

Dr. Carl Bonham
Executive Director, UHERO

September 14, 2020

Consumers retreat when coronavirus surges

US vs Hawaii Consumer Sentiment



Source: University of Michigan, Survey of Consumers; Morning Consult Survey

State initial claims on the rise again

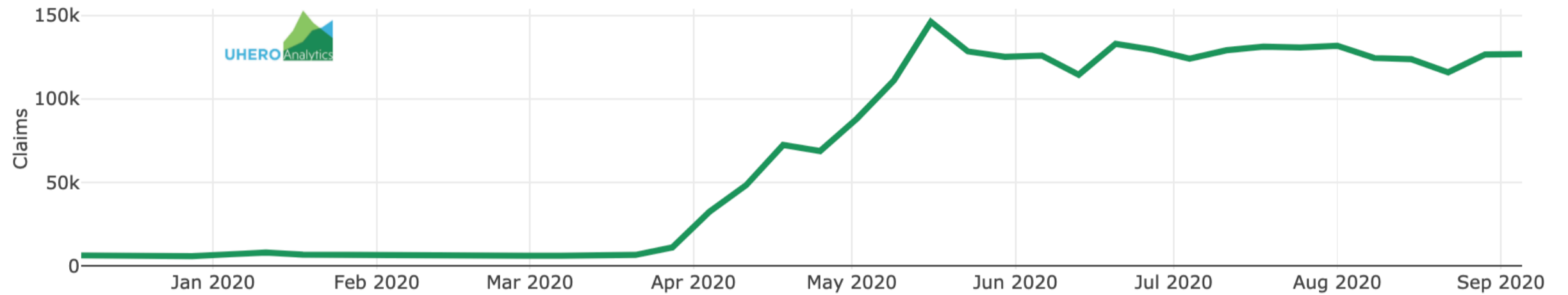
Hawai'i High Frequency Economic Data



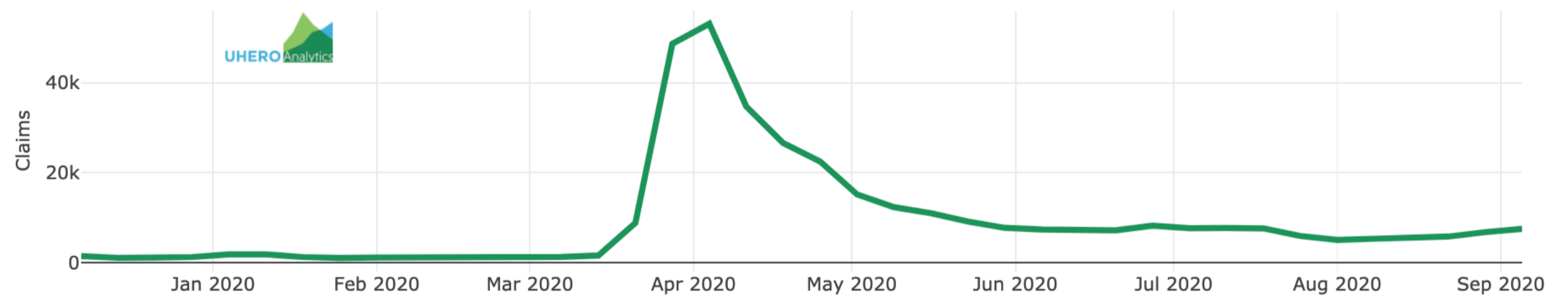
- COVID-19 Cases
- Unemployment Claims
- Area: State
- Bankruptcies
- Mortgage Payments
- Job Postings
- Passenger Count
- Google Mobility Trends
- Small Business Activity
- Open Table Restaurant Activity



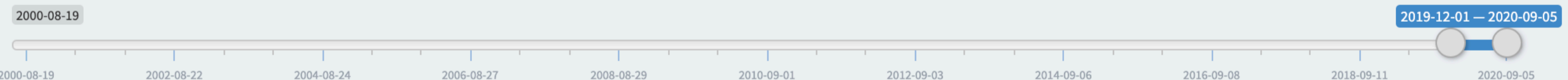
Continuing Unemployment Insurance Claims State of Hawai'i



Weekly Initial Unemployment Insurance Claims State of Hawai'i



Select Date Range:



Download Data

Source: Hawai'i Department of Labor and Industrial Relations and UHERO.

Source: <https://uheroanalytics.shinyapps.io/highfrequency/?t=claims>

For economy to recover, we must control the virus

7-Day Avg of New Cases

Region: State

121.7

As of Sep 13

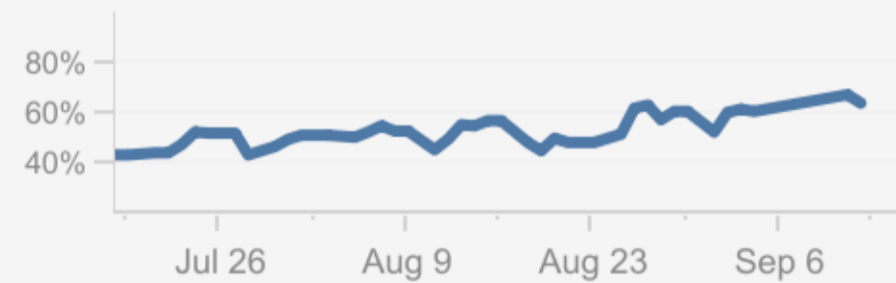


ICU Occupancy Rate

State Value

65%

As of Sep 12

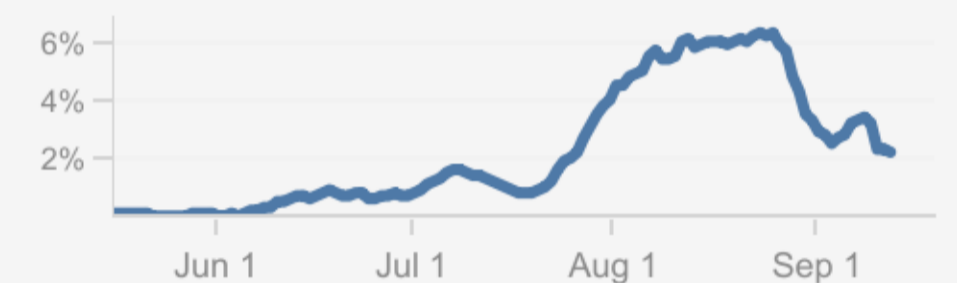


7-Day Avg of % Tests Yielding Positive Results

Region: State

2.3%

As of Sep 12

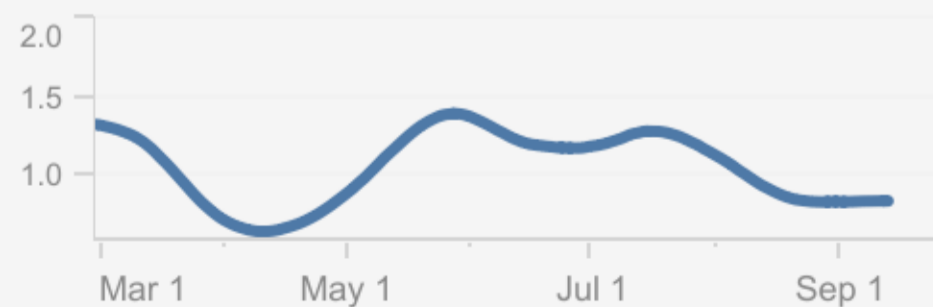


Rate of Transmission

State Value

0.85

As of Sep 12



UHERO Economic Pulse Index

State Value

19

As of Sep 5



Top 5 Activities Driving Rate of Infection

Mode of Transmission	Cases	Clusters
Community	2,302	
Travel/Travel-Associated	517	
Congregate Living	416	30
Funeral	75	2
School	43	1
Office	42	2

**Clusters under investigation as of 8/27*

Source: [CovidPau.org](https://covidpau.org)

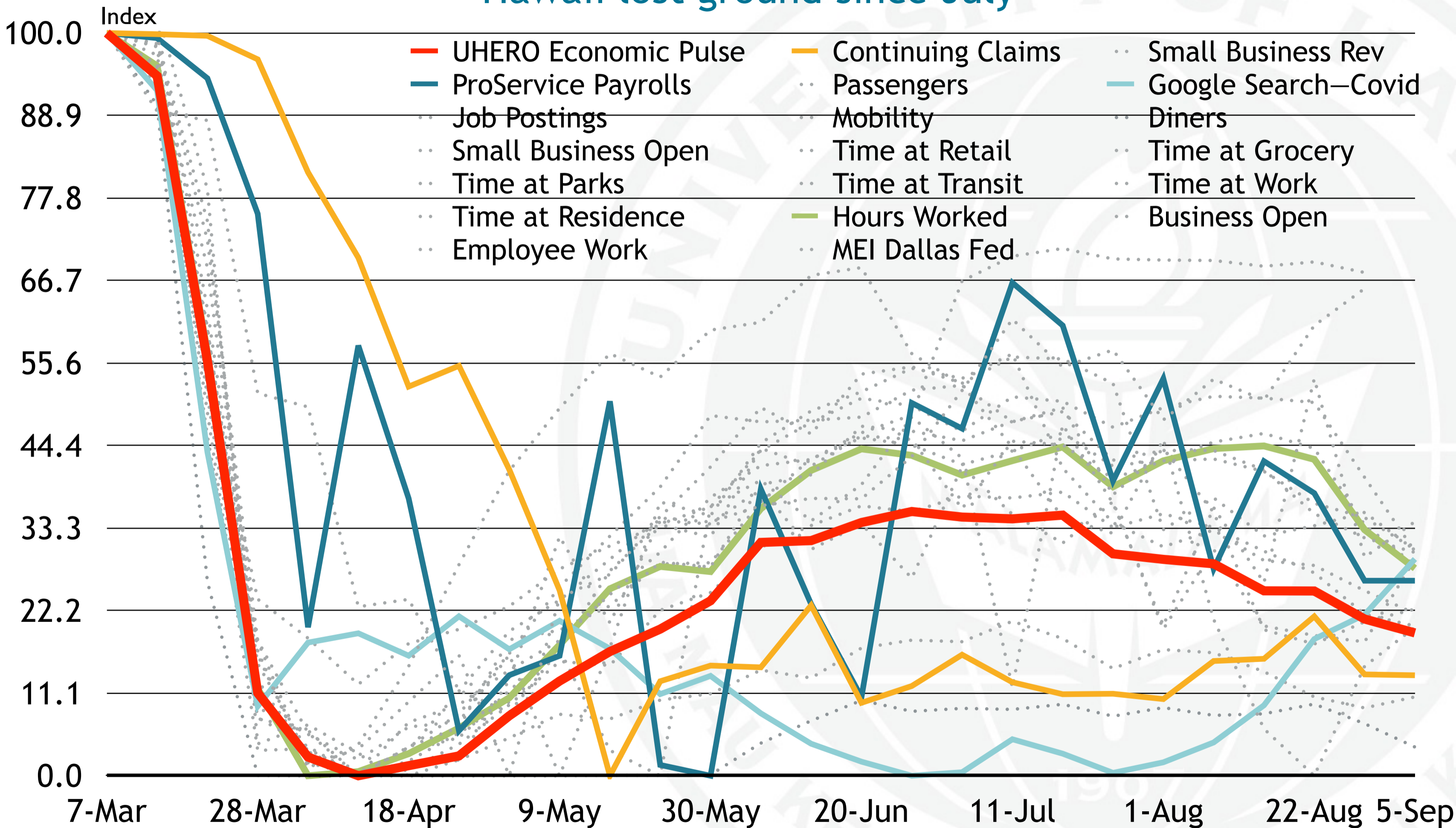
September 14, 2020

[WWW.UHERO.HAWAII.EDU](http://www.uhero.hawaii.edu)

UHERO

UHERO Economic Pulse— a new coincident index for Hawaii

Hawaii lost ground since July

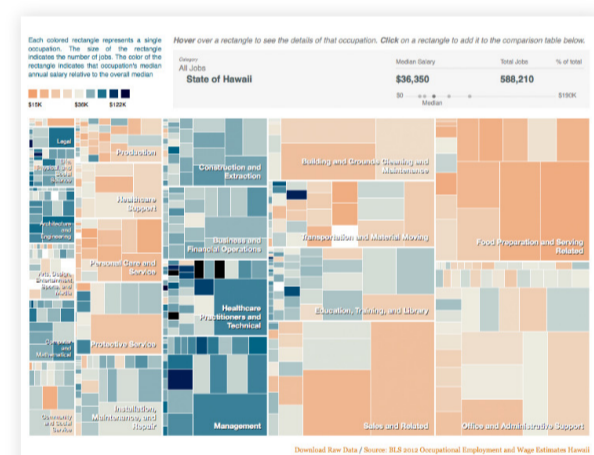


Source: <https://uhero.hawaii.edu/nowcasting-the-trajectory-of-the-covid-19-recovery-the-weekly-uhero-economic-pulse/>
<https://data.uhero.hawaii.edu/#/category?sa=true&start=2020-02-29>

Mission & Focus

Conduct rigorous, independent economic research on issues that are both central to Hawai'i and globally relevant.

- ▶ Analytics
- ▶ Energy Policy & Planning
- ▶ Environmental Policy & Planning
- ▶ Forecasts
- ▶ Housing
- ▶ More to come



Analytics

The UHERO Analytics team uses data to generate economic insights that are important to Hawai'i. By leveraging large data resources, we provide unbiased analysis of economic issues. We communicate findings through data visualizations, public data repositories and clear economic analysis.



Energy Policy and Planning Group

UHERO fellows conduct research to evaluate impacts of past and prospective energy-related policies, and engage with policymakers and stakeholders on contemporary and emerging energy issues, such as renewable energy and associated clean air goals, energy efficiency, electric vehicles, and carbon taxes.




Environmental Policy and Planning Group

The UHERO Environmental & Policy Planning Group partners with government, non-profit, business, and community groups to address Hawai'i's key environmental policy challenges. To do so we employ a diverse set of interdisciplinary methods and tools to study the interconnection between human and natural systems with the purpose of contributing to more effective decision making. We specifically work in the linked areas of water, energy, food systems, watersheds, and coastlines, where an overarching theme is how to mitigate and adapt to land use and climate change and their effects on these systems.



Forecast

UHERO Forecasts provide the Hawaii community with analysis of economic trends in the State and the Asia-Pacific region.



Housing

The UHERO Housing Policy Group provides rigorous analyses to inform debates regarding housing in Hawai'i, with a focus on the high housing cost burdens experienced by the State's residents. This problem is multiscalar in its origins and thus requires a bundle of analyses ranging from longitudinal portraits of the State's housing market, to estimates of the impact of housing costs on diverse communities, to objective evaluations of proposed policy solutions.

- > At a Glance
- > Employment
- > Visitor Industry
- > Income
- > Construction & Housing
- > External Indicators
- > Population
- > Prices
- > State Revenue
- > County Revenue & Expenditures
- > Consumer Finance

Analyzer (4)

About



Analyzer Share



Tooltip Display: Series Name Units Geography

Year/Year Year-to-Date [Download CSV](#)

	2020-02	2020-03	2020-04	2020-05	2020-06
Unemployment Rate (%) (H...)	2.6	2.2	20.6	20.9	12.0
Unemployment Rate (%) (M...)	2.7	2.2	34.7	34.1	22.1
Unemployment Rate (%) (H...)	3.4	2.9	22.3	22.4	13.2
Unemployment Rate (%) (K...)	2.8	2.4	33.2	31.6	19.8

*Scroll to the right for additional statistics

	Date Range	Minimum Value	Maximum Value
Unemployment Rate (%) (H...)	2019-06 - 2020-06	2.2 (2020-03)	20.9 (2020-05)
Unemployment Rate (%) (M...)	2019-06 - 2020-06	2.2 (2020-03)	34.7 (2020-04)
Unemployment Rate (%) (H...)	2019-06 - 2020-06	2.9 (2020-03)	22.4 (2020-05)
Unemployment Rate (%) (K...)	2019-06 - 2020-06	2.4 (2020-03)	33.2 (2020-04)