



DEPT. COMM. NO. 150

**STATE OF HAWAII
DEPARTMENT OF EDUCATION**

P.O. BOX 2360
HONOLULU, HAWAII 96804

OFFICE OF THE SUPERINTENDENT

November 19, 2021

The Honorable Ronald D. Kouchi, President
and Members of the Senate
State Capitol, Room 409
Honolulu, Hawaii 96813

The Honorable Scott K. Saiki, Speaker
and Members of the House of Representatives
State Capitol, Room 431
Honolulu, Hawaii 96813

Dear President Kouchi, Speaker Saiki, and Members of the Legislature:


For your information and consideration, I am transmitting a copy of the Department of Education Annual Report, Mandatory Expulsion Policy for the Possession of a Firearm, School Year 2020-2021, pursuant to Section 302A-1134, Hawaii Revised Statutes (HRS). In accordance with Section 93-16, HRS, I am also informing you that the report may be viewed electronically at:
<http://www.hawaiipublicschools.org/VisionForSuccess/SchoolDataAndReports/StateReports/Pages/Legislative-reports.aspx>.

Sincerely,

Keith T. Hayashi
Interim Superintendent

KTH:ss
Enclosure

c: United States Department of Education
Legislative Reference Bureau
Hawaii State Public Library System
Board of Education
University of Hawaii
Office of Student Support Services



State of Hawaii
Department of Education

Annual Report on the Mandatory Expulsion Policy for the Possession of a Firearm

November 2021

Section 302A-1134, Hawaii Revised Statutes, the Hawaii State Department of Education shall provide an annual report to the United States Department of Education, the state Board of Education, and the Legislature indicating the number of students excluded, the types of firearms found in their possession, and the schools from which they were excluded.

Department of Education Annual Report

Mandatory Expulsion Policy for Possession of a Firearm

School Year (SY) 2020-21

INTRODUCTION:

Pursuant to Title 8, Chapter 19, Hawaii Administrative Rules, the definition of “firearm” has been expanded beyond the federal and state laws to include: air guns, such as BB guns or pistols; pellet guns; and paintball guns.

SUMMARY OF DATA:

Based on the cumulative data, the following trends were observed:

- Firearm incidents have declined since the school year (SY) 2018-19.
- Kauai and Windward districts reported zero firearm incidents for the past three years. Leeward district reported the most firearm incidents.
- By school types, middle and high schools reported 73% of the total firearm incidents.
- The highest number of firearm incidents occurred during the Fall semester of SY 2020-21.

SY 2020-21 ACTIONS BY THE DEPARTMENT:

1. All schools launched the annual statewide back-to-school “Be Cool and Keep Our School Safe” campaign. Schools proactively and strategically conducted follow-up reminder sessions during the school year based on incident data.
2. Complex areas monitored schools’ behavioral incidents to ensure the safety and well-being of all students in virtual, hybrid and in-person learning environments.
3. School administrators and school team(s):
 - a. Routinely examined, analyzed, and addressed schoolwide student behavioral data to target identified “hot spots” to prevent escalations of violent behaviors;
 - b. Actively implemented schoolwide proactive student behavior support systems to maintain positive school climate and culture for all students;
 - c. Monitored students and acknowledged them for demonstrating appropriate school-wide behavioral expectations with a ratio of at least six positives to one negative;
 - d. Provided monthly feedback to faculty, staff, and school community on student behavioral trends; and
 - e. Partnered with families and their School Community Councils to dialogue and problem solve ways to address maintaining safe and violence-free communities.
4. Complex area superintendents continued to acknowledge, reinforce, and monitor schools for implementing proactive, student behavioral practices in school-wide, classroom, and non-classroom settings and with individual students to prevent violence escalation.

FINDINGS:

School Year 2020-21 Summary:

Total number of firearms incidents	12
Total number of complexes involved	10
Total number of schools involved	11
Total number of individual students involved	13

School Year 2020-21 Total Firearms by Type:

Total number of handguns	1
Total number of rifles	0
Total number of starter guns	0
Total number of shotguns	0
Total number of airguns	12
Total number of crossbows	0
Total number of firearm mufflers	0
Total number of explosive	0
Total number of other firearms	0

Table 1: Total Number of Firearm Incidents

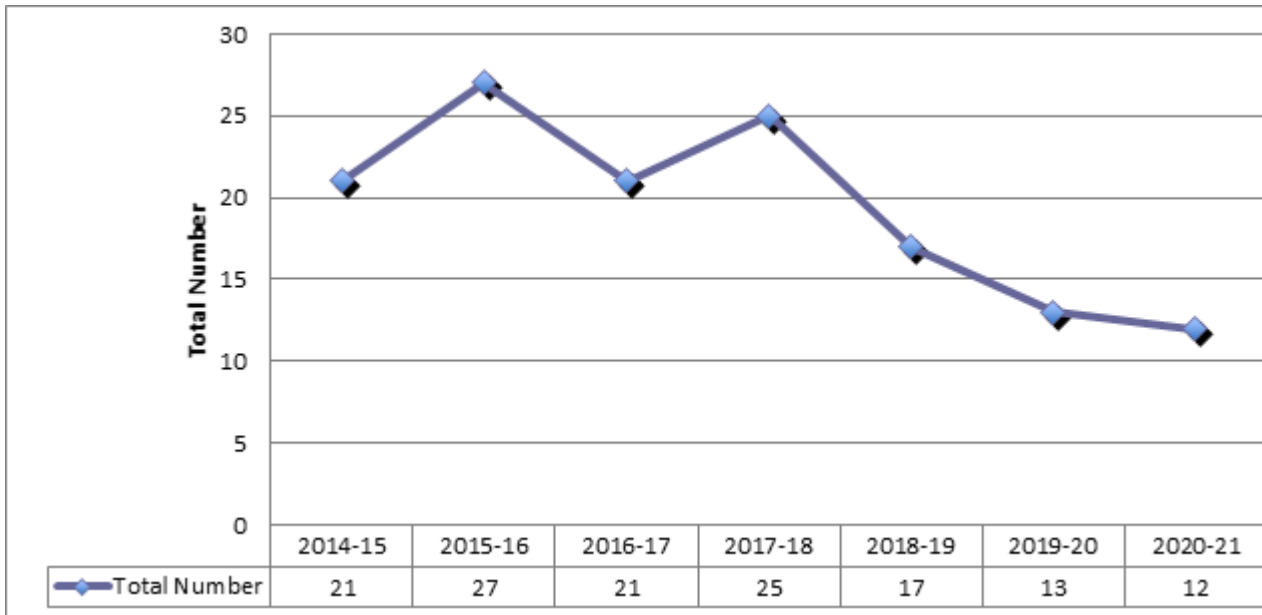


Table 2: Total Number of Schools Involved

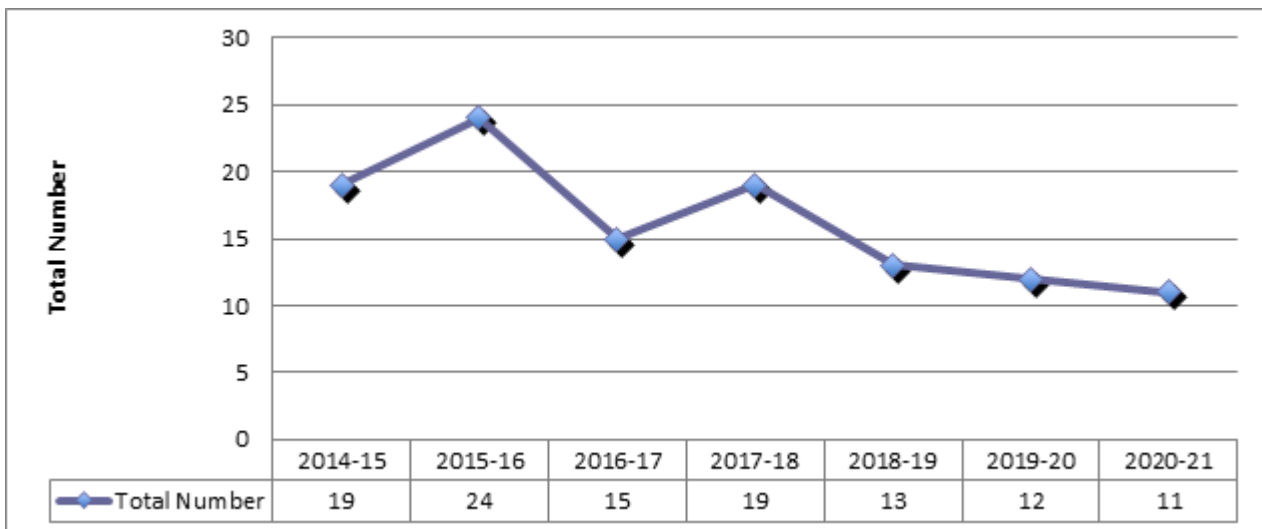


Table 3: Total Number of Individual Students Involved

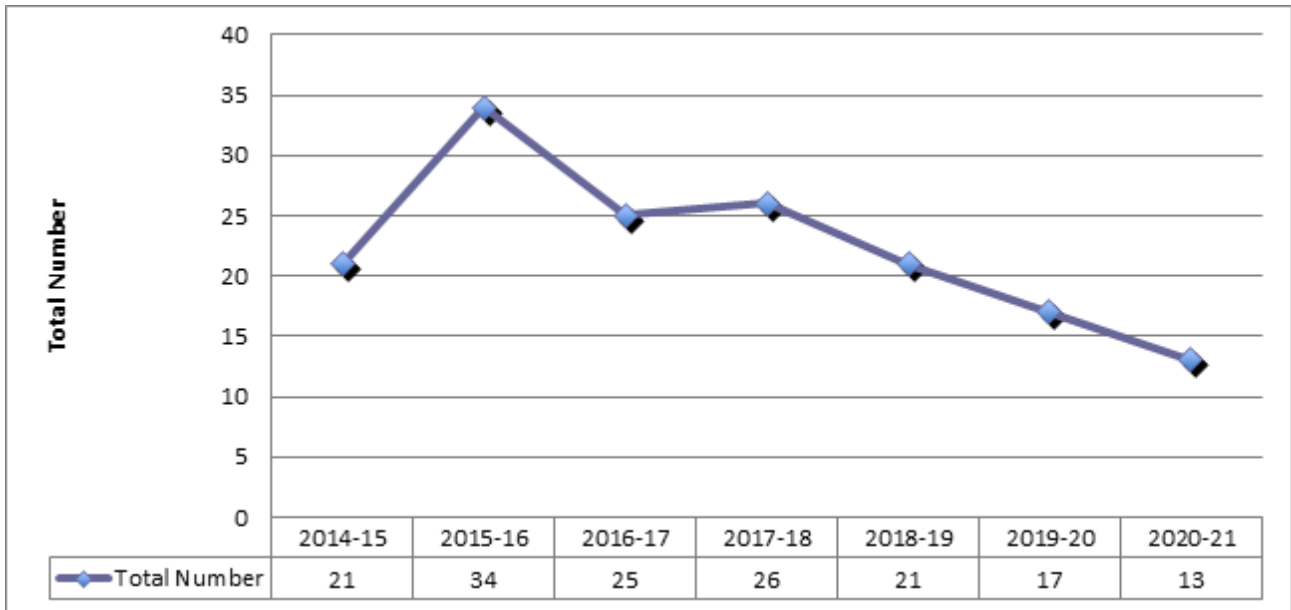


Table 4: Total Number of School Types Involved

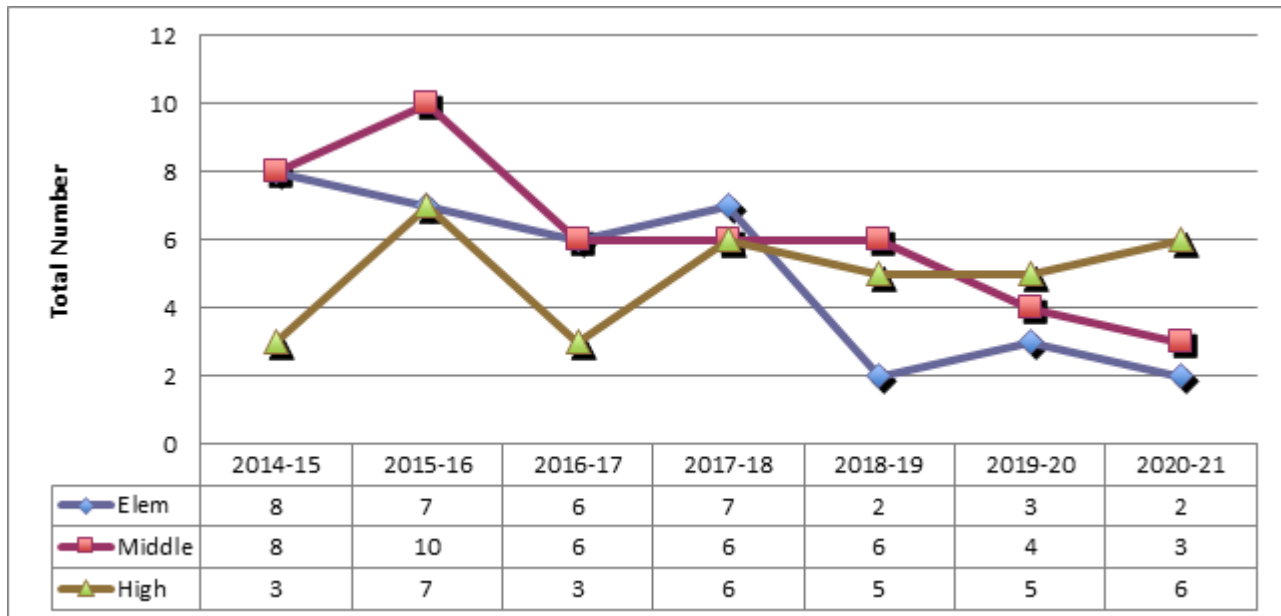


Table 5: Total Number of Firearm Types

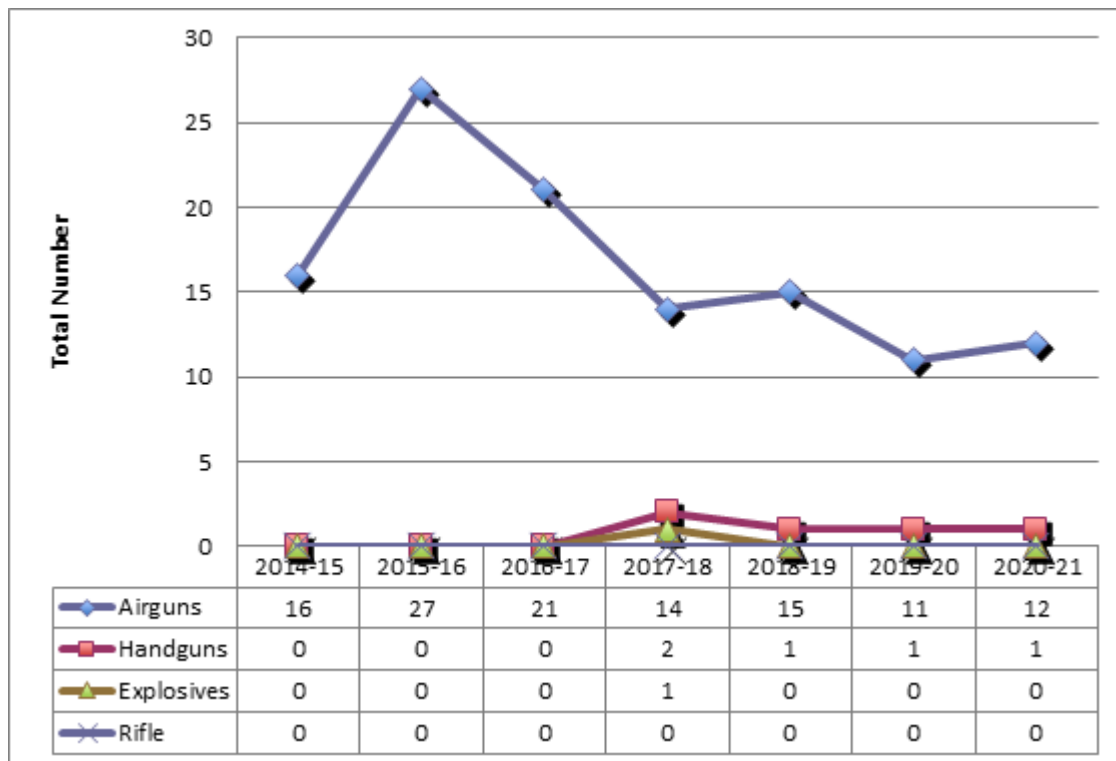


Table 6: Total Number of Firearm Incidents by Districts

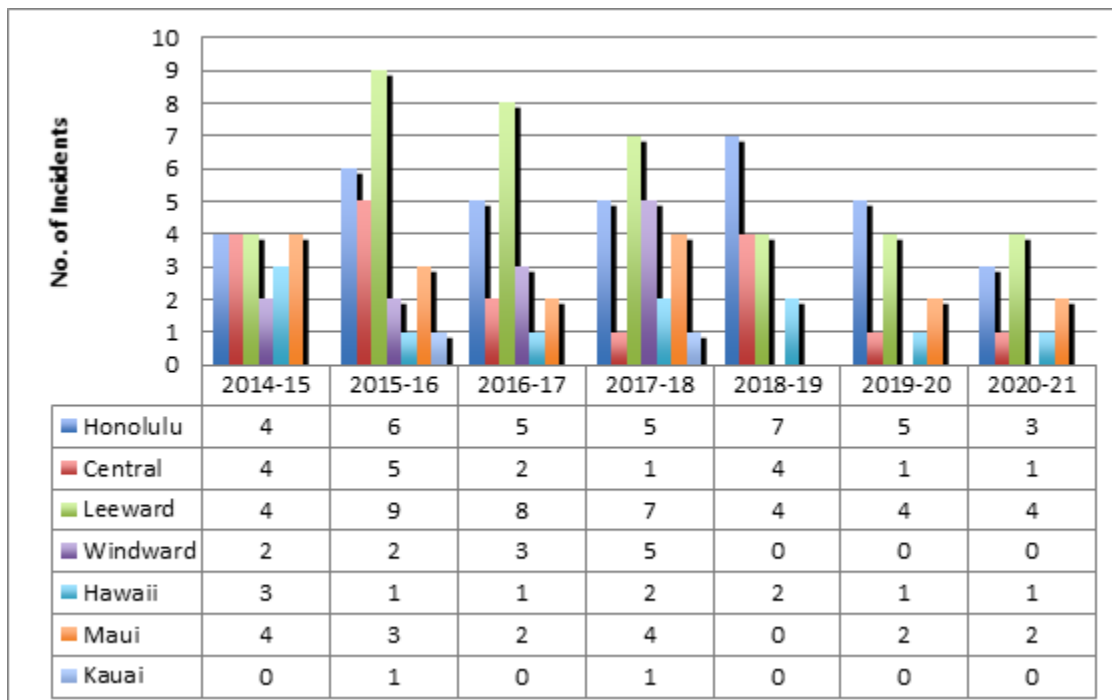
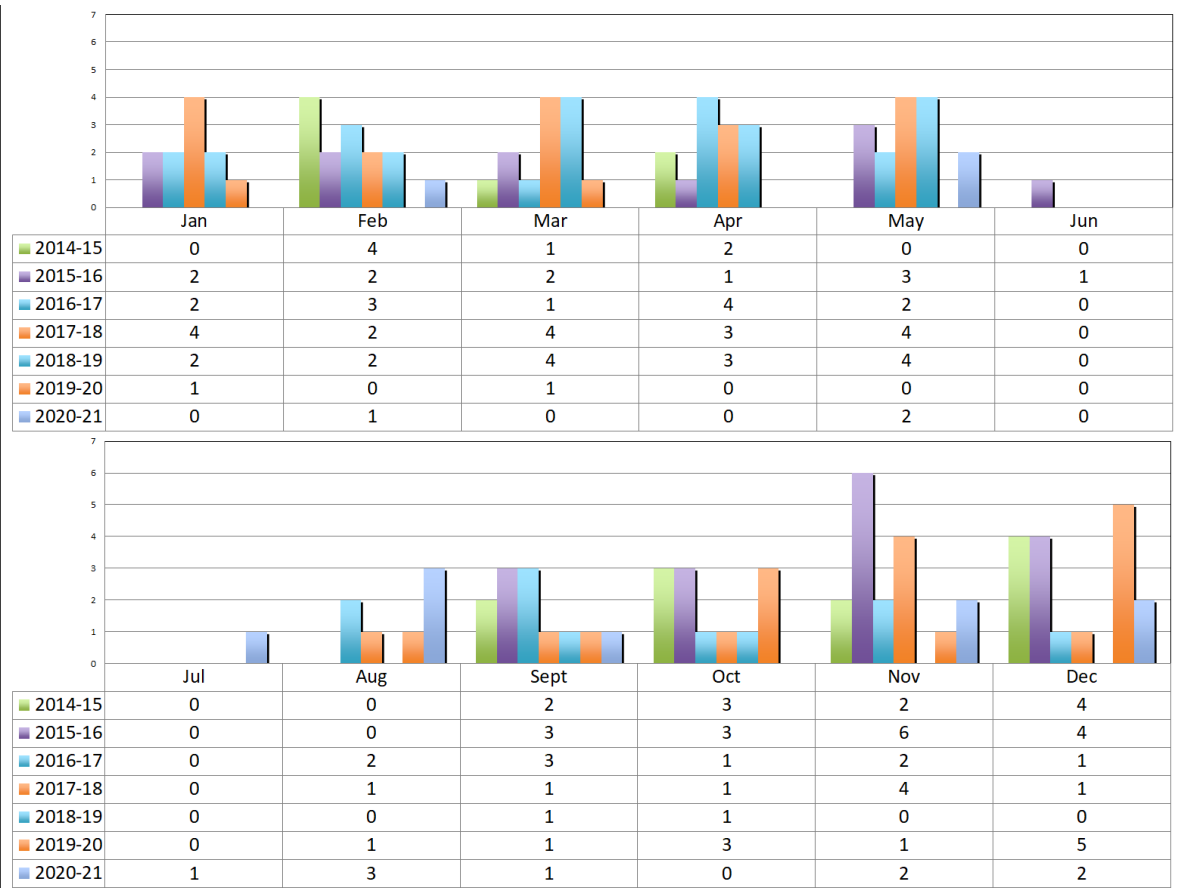


Table 7: Incidents by Time of Year



Appendix LIST OF FIREARM INCIDENTS BY SCHOOL, School Year 2020-21

Honolulu District

Complex	School	No. Incidents	No. of Different Individuals	Handgun	Rifle	Starter Gun	Shotgun	Airguns	Crossbow	Firearm Muffler	Explosive	Other Firearms
Farrington	Puuhale Elementary School	1	1	0	0	0	0	1	0	0	0	0
McKinley	McKinley High School	1	1	0	0	0	0	1	0	0	0	0
Kaiser	Kaiser High School	1	1	1	0	0	0	0	0	0	0	0
3	3	3	3	1	0	0	0	2	0	0	0	0

Central Oahu District

Complex	School	No. Incidents	No. of Different Individuals	Handgun	Rifle	Starter Gun	Shotgun	Airguns	Crossbow	Firearm Muffler	Explosive	Other Firearms
Mililani	Mililani Waena Elementary School	1	1	0	0	0	0	1	0	0	0	0
1	1	1	1	0	0	0	0	1	0	0	0	0

Leeward Oahu District

Complex	School	No. Incidents	No. of Different Individuals	Handgun	Rifle	Starter Gun	Shotgun	Airguns	Crossbow	Firearm Muffler	Explosive	Other Firearms
Pearl City	Pearl City High School	1	1	0	0	0	0	1	0	0	0	0
Waianae	Waianae High School	1	1	0	0	0	0	1	0	0	0	0
Waipahu	Waipahu Elementary School	1	1	0	0	0	0	1	0	0	0	0
Waipahu	Waipahu High School	2	2	0	0	0	0	2	0	0	0	0
3	4	5	5	0	0	0	0	5	0	0	0	0

Hawaii District

Complex	School	No. Incidents	No. of Different Individuals	Handgun	Rifle	Starter Gun	Shotgun	Airguns	Crossbow	Firearm Muffler	Explosive	Other Firearms
Kealakehe	Kealakehe High School	1	2	0	0	0	0	2	0	0	0	0
1	1	1	2	0	0	0	0	2	0	0	0	0

Maui District

Complex	School	No. Incidents	No. of Different Individuals	Handgun	Rifle	Starter Gun	Shotgun	Airguns	Crossbow	Firearm Muffler	Explosive	Other Firearms
Maui	Maui Waena Intermediate School	1	1	0	0	0	0	1	0	0	0	0
Lahainaluna	Lahaina Intermediate School	1	1	0	0	0	0	1	0	0	0	0
2	2	2	2	0	0	0	0	2	0	0	0	0

Kauai District

Complex	School	No. Incidents	No. of Different Individuals	Handgun	Rifle	Starter Gun	Shotgun	Airguns	Crossbow	Firearm Muffler	Explosive	Other Firearms
0	0	0	0	0	0	0	0	0	0	0	0	0
0	0	0	0	0	0	0	0	0	0	0	0	0

Windward District

Complex	School	No. Incidents	No. of Different Individuals	Handgun	Rifle	Starter Gun	Shotgun	Airguns	Crossbow	Firearm Muffler	Explosive	Other Firearms
0	0	0	0	0	0	0	0	0	0	0	0	0
0	0	0	0	0	0	0	0	0	0	0	0	0

Statewide Totals

No. of Complexes	Schools	No. Incidents	No. of Different Individuals	Handgun	Rifle	Starter Gun	Shotgun	Airguns	Crossbow	Firearm Muffler	Explosive	Other Firearms
10	11	12	13	1	0	0	0	12	0	0	0	0