



HAWAII HEALTH SYSTEMS

C O R P O R A T I O N

Quality Healthcare For All

Hawaii Health Systems Corporation (HHSC) 2021 Legislative Budget Briefing

COMMITTEE ON WAYS & MEANS

**Senator Donovan M. Dela Cruz, Chair
Senator Gilbert S.C. Keith-Agaran, Vice Chair**

COMMITTEE ON HEALTH

**Senator Jarrett Keohokalole, Chair
Senator Rosalyn H. Baker, Vice Chair**

**Tuesday, January 12, 2021
12:30 p.m.
Room 211
State Capitol**

HHSC's Mission

The mission of Hawaii Health Systems Corporation is to provide accessible, high quality, cost-effective services that address the healthcare needs of Hawaii's unique island communities.

Background

Hawaii Health Systems Corporation (HHSC) plays a vital role in the healthcare delivery system for the State of Hawaii. In fiscal year 2020, HHSC's acute discharges for the four HHSC regions were 13,599, which accounts for approximately 12% of all acute care discharges in the State of Hawaii. In fiscal year 2020, HHSC's emergency department visits for the four HHSC regions were 80,288, representing approximately 18.3% of all emergency department visits statewide.

The impact of HHSC's facilities on the neighbor islands is even more impressive:

- For residents of the County of Hawaii, HHSC's facilities cared for 73% of all acute care discharges and 84% of all emergency department visits.
- For residents of the County of Kauai, HHSC's facilities cared for approximately 22% of all acute care discharges and 37% of all emergency department visits.

3675 KILAUEA AVENUE • HONOLULU, HAWAII 96816 • PHONE: (808) 733-4020 • FAX: (808) 733-4028

- For residents of the City and County of Honolulu, the two Oahu Region facilities accounted for approximately 12% of the total inpatient licensed skilled nursing/intermediate care capacity for the county.

Healthcare Landscape

Healthcare today is a very complex, highly regulated, and rapidly changing business with constant pressure from payors to deliver higher quality care at a lower cost. Development of health information technology, physician networks, quality improvement, and expertise in healthcare compliance rules and regulations and the revenue cycle is essential for successful hospital operations. Private hospitals have invested substantially in these areas while HHSC, with limited resources, is challenged to keep pace.

Coronavirus Impacts

In fiscal year 2020, the Coronavirus pandemic had a tremendous impact on HHSC's operations. The Coronavirus started its spread in Hawaii in the second half of March 2020, and spread quickly from that point on. The Governor quickly issued a series of "stay-at-home" emergency proclamations that required a shut-down of non-essential businesses and arriving trans-Pacific passengers to quarantine for a minimum of 14 days. The effect of these emergency proclamations was a crippling of Hawaii's economy, with many businesses forced to close, causing unemployment rates to rise to unprecedented levels, going from a pre-Coronavirus level of 2.4% up to a high of 23.8%. In addition, people were encouraged to stay at home and practice "social distancing," which resulted in further slowdowns even for those businesses that remained open. This had a tremendous impact on HHSC's facilities, as the combined effect of people complying with the stay-at-home order, people choosing to defer medical care due to financial hardship, the cancellation of elective surgeries and other procedures to comply with Center for Disease Control guidelines, and the lack of visitors to Hawaii caused a significant drop in patient volumes. For the period from March 2020 through June 2020, acute care discharges dropped 12% as compared to the period from March 2019 through June 2019. The biggest impact was seen in emergency room visits, as emergency room visits for the period from March 2020 through June 2020 decreased over 34% as compared to the period from March 2019 through June 2019. These declines in patient volume resulted in a decrease in net patient service revenues of \$19.9 million from the period between March 2019 through June 2019 as compared to the period between March 2020 and June 2020. Besides the drop in patient revenues as a result of these volume decreases, HHSC's facilities also incurred almost \$2.8 million in expenses during fiscal year 2020 specifically related to additional labor, equipment, supplies, and personal protective equipment to prepare for and treat the Coronavirus outbreak in Hawaii.

In order to mitigate the negative impacts of the Coronavirus pandemic on its facilities, HHSC aggressively sought after federal funding for Coronavirus relief. During fiscal year 2020, HHSC applied for and received over \$45 million in Health & Human Services Provider Relief Fund grants. HHSC also applied for and received almost \$20 million in Small Business Association Paycheck Protection Program (PPP) loans. The PPP loans contain a provision for forgiveness of the loans, and HHSC has already applied to the Small Business

Administration for forgiveness. Two of HHSC's regions also applied for approximately \$14.4 million in advance payments from Medicare. Under this program, repayment for the advance payments will be delayed until one year after the advance payment was issued; after that, repayment will be recouped over a maximum period of 29 months, after which the remaining balance must be paid in full subject to an interest rate of four percent.

Historical Challenges

HHSC hospitals face challenges such as:

- Large percentage of Medicaid/QUEST and uninsured patients.
- Inadequate government and third-party reimbursements for healthcare services.
- Labor costs well above industry norms
- Escalating costs related to physician and clinical staff recruitment and retention.
- Small scale operations which are costly to maintain.
- The need for capital investment in new medical technology.
- Aging facilities, with life and safety code issues and deferred maintenance, well beyond the average for similar facilities across the country.
- The impact of national changes to healthcare policy, federal mandates, and federal budget reductions.

Accomplishments

In spite of its many challenges, HHSC continues to provide high quality healthcare to the island communities it serves and is making progress in key areas. The following are some of the major accomplishments over the past year:

- Despite the challenges of dealing with the Coronavirus, HHSC managed to increase its operating revenues approximately 2.7% from fiscal year 2019 to fiscal year 2020. The increases in revenues for fiscal year 2020 were realized despite an approximately 7.5% decrease in acute and long-term care admissions from the prior year. In fact, since 1998, HHSC revenues for its four operating regions have increased by almost \$276 million, or approximately **200%**, despite increasing downward pressures on reimbursement from governmental and commercial payors. In addition to the provision of new critical service lines, these increases have come from intense focus on better negotiations with third party payors, better documentation, improved billing, coding and collection procedures, strategic pricing initiatives, working with the State Med-QUEST Division on improving uncompensated care payments, and other measures.
- Maluhia, Hilo Medical Center, Hale Ho'ola Hamakua, and Kauai Veterans Memorial Hospital achieved the highest possible five-star rating from Medicare's Nursing Home Compare website. Leahi Hospital received a four-star rating.
- To date, Hilo Medical Center's Nurse Residency Program has hired and trained over 182 nurses, making up nearly 50% of Hilo Medical Center's current acute nursing workforce with a retention rate of over 75%.

- In November 2020, Kona Community Hospital (through its affiliate Ali'i Health Center) was able to hire the first full-time practicing urologist to serve in West Hawaii in nearly 10 years.

Federal Funds

HHSC's primary source of federal funds is payment from the Medicare program which accounts for approximately 40% of HHSC's gross revenues. CMS is determined to decrease hospital reimbursements which will be challenging for HHSC to mitigate. This may be exacerbated by the need to further reduce Medicare spending as a result of the growing federal budget deficit as a result of Coronavirus impacts. Our only recourse is to continue to seek efficiencies, maximize available reimbursement and grow services to bring in more revenue.

Non-General Funds

HHSC's non-general funds report is attached to this memo.

HHSC REQUEST

Emergency Appropriation

Assuming that the Governor will release the 10% general fund restrictions of \$12,730,100 for HTH 212 and \$180,000 for HTH 211 that the Administration imposed in September 2020, **HHSC does not anticipate requiring an emergency appropriation in fiscal year 2021.** HHSC is only able to do this because HHSC will be using existing working capital to fund its' anticipated \$90 million cash flow deficit in fiscal year 2021 will leave HHSC at dangerously low cash balances going into fiscal year 2022. The existing working capital resulted primarily from Provider Relief Fund grants, Paycheck Protection Program loans, and Medicare Advance payments received in fiscal year 2020. Without the release of restrictions, HHSC anticipates being at dangerous cash and accounts payable positions by the start of May 2021.

Fiscal Years 2022-2023 Supplemental Budget Request (HTH 210 & 212)

In the 2020 Legislative Session, the Legislature appropriated the following general fund and capital improvement project appropriations for HTH 210 (Corporate Office) and HTH 212 (HHSC Regions) for fiscal year 2021:

Funding Type	FY 2021 Final Appropriations
TOTAL GENERAL FUND APPROPRIATIONS	127,301,003
CIP APPROPRIATIONS	36,249,000

However, out of the total general fund appropriations of \$127,301,003, \$21,600,000 of that amount was marked as non-recurring, bringing HHSC’s base appropriation for fiscal years 2022 and 2023 down to \$105,701,003.

For HTH212, HHSC Regions, HHSC is requesting a total of \$207,710,003 for fiscal year 2022 and \$204,837,003 for fiscal year 2023 in general fund appropriations, broken down as follows:

JUSTIFICATION FOR ADDITIONAL FUNDING REQUEST:

	FY 22	FY 23
General Fund Appropriation Base	\$105,701,003	\$105,701,003
HHSC “Base” General Fund Request:		
Prior Collective Bargaining Raises from FY 18-19 for which roll-forward funding was not provided	\$24,080,000	\$24,080,000
Prior Collective Bargaining Raises from FY 20-21 for which roll-forward funding was not provided	\$30,608,000	\$30,608,000
Inflation (Net of Revenue Increases)	\$2,691,000	\$2,959,000
Net Income Generating Initiatives	\$(1,698,000)	\$(4,655,000)
Savings in Fringe Benefit Rate (51% vs. 60%)	\$(18,782,000)	\$(18,782,000)
Lost Revenue from COVID-19	\$63,810,000	\$63,826,000
TOTAL HHSC “BASE” ADDITIONAL REQUEST	\$100,709,000	\$98,036,000
TOTAL GENERAL FUND BASE APPROPRIATION REQUEST	\$206,410,003	\$203,737,003
REGIONAL REQUESTS:		
Kauai Adolescent Behavioral Health	\$1,300,000	\$1,100,000
TOTAL HHSC GENERAL FUND APPROPRIATION REQUESTED	\$207,710,003	\$204,837,003

As shown above, the primary basis for HHSC’s request is to fund collective bargaining raises for which no general fund appropriations were provided in HHSC’s general fund appropriations base for fiscal years 2022 and 2023, as such adjustments were marked as “non-recurring” in the 2020 State Budget. During the 2017 Regular Legislative Session and the 2017 Special Legislative Session, the State negotiated pay raises as part of the collective bargaining agreements with the two public sector unions. HHSC did not approve nor

negotiate these collective bargaining pay raises. The cumulative impact of the collective bargaining pay raises (including fringe benefits) that is included in HHSC's expense base is approximately \$24,080,000. In addition, during the 2019 and 2020 Legislative Sessions, the State negotiated further pay raises as part of the collective bargaining agreements with the two public sector unions. Again, HHSC did not approve nor negotiate these raises. HHSC's calculated cumulative value of these raises is that is included in HHSC's expense base is \$30,608,000. This brings the total unfunded amount of collective bargaining raises included in HHSC's expense base to \$54,688,000. However, this impact is mitigated by the fact that the State plans to assess HHSC a fringe benefit rate of approximately 51% in fiscal years 2022 and 2023, primarily due to the suspension of the requirement to fund the annual required contribution for the retiree health insurance liability. This results in a savings to HHSC each year of \$18,782,000. The largest item that requires funding is the estimated lost revenue as a result of COVID-19 of approximately \$63,800,000 each year. This estimate was built on the presumption that inpatient revenues will reach a maximum of 90% of pre-COVID-19 levels, with outpatient and Emergency Department revenues remaining at approximately 60% to 90% of pre-COVID-19 levels. This is consistent with what HHSC has experienced since the height of the COVID-19 pandemic in April 2020. None of these items were funded in HHSC's base general fund appropriation amount of \$105,701,003.

It is important to note that at the time these requests were prepared, it was assumed that no further funding for hospitals would come from the federal government in terms of Coronavirus relief, as Congress and the President had not yet passed any further Coronavirus relief packages. With the recent passage of the new Coronavirus relief package, HHSC is currently evaluating the funding available in this package to see if there are any funds available to offset HHSC's lost revenue amounts.

HHSC's base request is what HHSC believes is necessary to continue to provide the same level of quality healthcare it has been providing to its communities without reducing services, as it did in 2016 when funding was not sufficient to maintain current operations.

A summary of the amounts appropriated for fiscal years 2020 - 2021, requested by HHSC for FY 2022 and 2023, and recommended by the Governor for FY 2022 and FY 2023 are summarized below.

HTH 210, 212, 213: HHSC REGIONS, CORPORATE OFFICE						
Funding Type	FY 2020	FY 2021	FY 22 Request	FY 23 Request	FY 2022 Gov Rec	FY 2023 Gov Rec
General Fund Appropriations for Operations	125,701,003	127,301,003	206,410,003	203,737,003	141,607,003	141,607,003
Kauai Region Requests	-	-	1,300,000	1,100,000	-	-
Grant In Aid for Hale Makua	285,000	-	-	-	-	-
TOTAL GENERAL FUND APPROPRIATIONS	125,986,003	127,301,003	207,710,003	204,837,003	141,607,003	141,607,003
CIP APPROPRIATIONS	23,999,000	36,249,000	59,000,000	63,850,000	13,500,000	16,000,000

It should also be noted that the Governor is planning to submit an Admin bill for Coronavirus funding which includes \$31,900,000 in general fund appropriations in FY 2022 to cover HHSC lost revenues as a result of the Coronavirus.

The HHSC Regions have also submitted CIP appropriation requests to the Legislature by region. The amounts requested are shown as follows:

Region	FY 2022	FY 2023
East Hawaii	\$38,000,000	\$38,000,000
West Hawaii	10,950,000	9,500,000
Kauai	4,000,000	11,300,000
Oahu	6,050,000	5,050,000
Total HHSC	\$59,000,000	\$63,850,000

Details on the individual projects summarized above can be provided upon request.

Kahuku Medical Center Biennium Budget Request (HTH 211)

HHSC understands that Kahuku Medical Center will be presenting separate testimony on its funding requests.

Maui Health System Biennium Budget Request (HTH 214)

HHSC understands that Maui Health System will be presenting separate testimony on its funding requests.

Conclusion

Despite our progress in financial performance as indicated under “Accomplishments” above, HHSC is unable to keep up with collective bargaining pay increases and future mandated increases in the fringe rate for pension and retiree health insurance costs (OPEB). The inability to generate sufficient revenue to cover these costs led to reductions in personnel and services in fiscal year 2016, and may lead to future reductions in personnel and services unless general fund appropriations are provided to cover these rising costs.

HHSC is continuously analyzing how to better meet the challenges of delivering vital health care to the communities it serves. In doing so, HHSC continues to evaluate its current operations to see where there may be opportunities for the system as a whole to operate more efficiently and effectively in providing accessible, high quality services that address the healthcare needs of Hawaii’s unique island communities.

Department of Health - Hawaii Health Systems Corporation
 Functions

Table 1

<u>Division</u>	<u>Description of Function</u>	<u>Activities</u>	<u>Prog ID(s)</u>	<u>Dept-Wide Priority</u>	<u>Statutory Reference</u>
HHSC	Refer to each Table 1 for a listing of activities performed for each region and Corporate Office. These are the statutory reference that governs HHSC.		HTH 210 and HTH 212		
					Act 262 SLH 1996, Section 20. It is the intent of this Act that all rights, powers, functions, assets, and operations of the Division of community hospitals be conveyed to the HHSC, such that all of the activities and services of the division of community hospital be continued without interruption by the corporation.
					Act 290 SLH 2007 and Chapter 323F, HRS charge the HHSC corporate board of directors and the regional systems boards of directors to provide healthcare services to these communities.

Department of Health - Hawaii Health Systems Corporation
 Functions

Table 1

<u>Division</u>	<u>Description of Function</u>	<u>Activities</u>	<u>Prog ID(s)</u>	<u>Dept-Wide Priority</u>	<u>Statutory Reference</u>
					Act 182 SLH 2009 provides a process for any planned substantial reduction or elimination of direct patient services by the respective regional system boards of directors, unless legislation is enacted for reinstatement and continuation of the subject direct patient care services and includes an appropriation to adequately fund the mandated services.

Department of Health - Hawaii Health Systems Corporation
 Functions

Table 1

<u>Division</u>	<u>Description of Function</u>	<u>Activities</u>	<u>Prog ID(s)</u>	<u>Dept-Wide Priority</u>	<u>Statutory Reference</u>
					Federal Rural Hospital Flexibility Program (MRHFP). Created by Congress as part of the 1997 Balance Budget Act, Critical Access Hospitals (CAH) program is part of the MRHFP. Act 262, SLH 2007, Section 4 (amended subsection 346-59(a) HRS), requiring "payments to CAHs for service rendered to Medicaid beneficiaries shall be calculated on a cost basis using Medical reasonable cost principles."

Department of Health - Hawaii Health Systems Corporation
 Functions

Table 1

<u>Division</u>	<u>Description of Function</u>	<u>Activities</u>	<u>Prog ID(s)</u>	<u>Dept-Wide Priority</u>	<u>Statutory Reference</u>
					Section 325-78 HRS requires the State department of health to provide diagnostic, medical or treatment services relating to tuberculosis treatment or control. Leahi operates 11 beds for tuberculosis patients.

<u>Division</u>	<u>Description of Function</u>	<u>Activities</u>	<u>Prog ID(s)</u>	<u>Statutory Reference</u>
Support services provided to all facilities and corporate office				
HHSC	Administration	Governance Support for HHSC Corporate Board	HTH 210/LA	
HHSC	Administration	Corporate Office Management	HTH 210/LA	
HHSC	Administration	Corporate Compliance	HTH 210/LA	
HHSC	Administration	Internal Audit	HTH 210/LA	
HHSC	Administration	Affiliate Oversight	HTH 210/LA	
HHSC	Administration	Crisis Communications (24 hours on call)	HTH 210/LA	
HHSC	Administration	Corporate Quality	HTH 210/LA	
HHSC	Finance, Budgeting, and Accounting	Finance – Financial Reporting & Management	HTH 210/LA	
HHSC	Finance, Budgeting, and Accounting	Contract Management & Procurement	HTH 210/LA	
HHSC	Finance, Budgeting, and Accounting	Revenue Management	HTH 210/LA	
HHSC	Finance, Budgeting, and Accounting	Cost Report & Reimbursement	HTH 210/LA	
HHSC	Finance, Budgeting, and Accounting	Charge Description Master Maintenance	HTH 210/LA	
HHSC	Finance, Budgeting, and Accounting	Revenue Cycle Coordination and Resource	HTH 210/LA	
HHSC	Information Technology	Financial, Clinical, Administrative Application Support and Training	HTH 210/LA	
HHSC	Information Technology	Centralized Computer Center	HTH 210/LA	
HHSC	Information Technology	Telecommunication and Data Networking	HTH 210/LA	
HHSC	Information Technology	Video Teleconferencing	HTH 210/LA	
HHSC	Information Technology	IT Project Management	HTH 210/LA	
HHSC	Information Technology	IT Security	HTH 210/LA	
HHSC	Information Technology	Infrastructure Monitoring and Helpdesk	HTH 210/LA	
HHSC	Information Technology	Claims Submittal and Facility Report Generation	HTH 210/LA	
HHSC	Human Resources	Coordination of System Personnel Function	HTH 210/LA	
HHSC	Human Resources	Labor Relations	HTH 210/LA	
HHSC	Human Resources	Workers Compensation Resolution	HTH 210/LA	
HHSC	Human Resources	HR Classification & Compensation	HTH 210/LA	
HHSC	Human Resources	HR Transactions	HTH 210/LA	
HHSC	Human Resources	Recruitment/Employment	HTH 210/LA	
HHSC	Human Resources	Employee Relations/Benefits	HTH 210/LA	
HHSC	Human Resources	HR Training	HTH 210/LA	
HHSC	Human Resources	Human Resource Information System (Lawson)	HTH 210/LA	
HHSC	Legal Services	Legal Assistance – advice, transactions, representation	HTH 210/LA	
HHSC	Legal Services	Legislature	HTH 210/LA	
HHSC	Legal Services	Hospital Professional and General Liability Litigation Claims	HTH 210/LA	
HHSC	Legal Services	Directors and Officers and Employment Practices Liability Claims	HTH 210/LA	
HHSC	Legal Services	Risk Management	HTH 210/LA	
HHSC	Legal Services	Insurance Program	HTH 210/LA	
HHSC	Legal Services	Staff Regional/HHSC Policy Committee	HTH 210/LA	

NOTE: Eliminating specific corporate services in part or completely will require regional capacity buildup in varying degrees based on regional proficiency and competency in the specific functional area. This will result in duplication of services and higher costs, if expertise can be recruited on the various islands to do the work. There are no functions being performed that can be eliminated. Additionally, as mandated by Act 290, the regions have to agree upon the services and functions that corporate provides. In 2008, the biennium budget process and methodology were developed by the regions for the corporate services, function, and budget.

<u>Division</u>	<u>Description of Function</u>	<u>Activities</u>	<u>Prog ID(s)</u>	<u>Statutory Reference</u>
HHSC	Hilo Medical Center	Acute care hospital Services	HTH 212/LS	
HHSC	Hilo Medical Center	Skilled nursing/long term care services	HTH 212/LS	
HHSC	Hilo Medical Center	24-hour physician staffed emergency services	HTH 212/LS	
HHSC	Hilo Medical Center	Cardiology services	HTH 212/LS	
HHSC	Hilo Medical Center	Inpatient dialysis	HTH 212/LS	
HHSC	Hilo Medical Center	Maternity services	HTH 212/LS	
HHSC	Hilo Medical Center	Gynecology services	HTH 212/LS	
HHSC	Hilo Medical Center	Pediatric services	HTH 212/LS	
HHSC	Hilo Medical Center	Adult psychiatric services	HTH 212/LS	
HHSC	Hilo Medical Center	Radiology services	HTH 212/LS	
HHSC	Hilo Medical Center	Urology services	HTH 212/LS	
HHSC	Hilo Medical Center	Neurology services	HTH 212/LS	
HHSC	Hilo Medical Center	Angiography and interventional radiology	HTH 212/LS	
HHSC	Hilo Medical Center	Telemedicine	HTH 212/LS	
HHSC	Hilo Medical Center	Surgical services	HTH 212/LS	
HHSC	Hilo Medical Center	Subspecialty surgical services:Vascular	HTH 212/LS	
HHSC	Hilo Medical Center	Subspecialty surgical services:Orthopedics	HTH 212/LS	
HHSC	Hilo Medical Center	Subspecialty surgical services:Ophthalmology	HTH 212/LS	
HHSC	Hilo Medical Center	Subspecialty surgical services:Otorhinolaryngology	HTH 212/LS	
HHSC	Hilo Medical Center	Subspecialty surgical services:Urology	HTH 212/LS	
HHSC	Hilo Medical Center	Physiatry	HTH 212/LS	
HHSC	Hilo Medical Center	Wound and ostomy services	HTH 212/LS	
HHSC	Hilo Medical Center	Endoscopy	HTH 212/LS	
HHSC	Hilo Medical Center	Outpatient surgery clinic	HTH 212/LS	
HHSC	Hilo Medical Center	Oncology	HTH 212/LS	
HHSC	Hilo Medical Center	Pharmacy	HTH 212/LS	
HHSC	Hilo Medical Center	EEG	HTH 212/LS	
HHSC	Hilo Medical Center	Laboratory and blood bank services	HTH 212/LS	
HHSC	Hilo Medical Center	Food and nutrition counseling	HTH 212/LS	
HHSC	Hilo Medical Center	Rehab services:PT	HTH 212/LS	
HHSC	Hilo Medical Center	Rehab services:OT	HTH 212/LS	
HHSC	Hilo Medical Center	Rehab services:Speech	HTH 212/LS	
HHSC	Hilo Medical Center	Rehab services:Recreational	HTH 212/LS	

HHSC	Hilo Medical Center	Respiratory therapy	HTH 212/LS
HHSC	Hilo Medical Center	Social services	HTH 212/LS
HHSC	Hale Ho'ola Hamakua	Critical access hospital services:acute	HTH 212/LS
HHSC	Hale Ho'ola Hamakua	Critical access hospital services:long term care	HTH 212/LS
HHSC	Hale Ho'ola Hamakua	24-hour emergency services	HTH 212/LS
HHSC	Hale Ho'ola Hamakua	Inpatient services:Physical therapy	HTH 212/LS
HHSC	Hale Ho'ola Hamakua	Inpatient services:Occupational therapy	HTH 212/LS
HHSC	Hale Ho'ola Hamakua	Inpatient services:Speech therapy	HTH 212/LS
HHSC	Hale Ho'ola Hamakua	Inpatient services:Social services	HTH 212/LS
HHSC	Hale Ho'ola Hamakua	Inpatient services:Radiology	HTH 212/LS
HHSC	Hale Ho'ola Hamakua	Inpatient services:Laboratory	HTH 212/LS
HHSC	Hale Ho'ola Hamakua	Outpatient services:Laboratory	HTH 212/LS
HHSC	Hale Ho'ola Hamakua	Outpatient services:Radiology	HTH 212/LS
HHSC	Hale Ho'ola Hamakua	Nutrition services	HTH 212/LS
HHSC	Hale Ho'ola Hamakua	Volunteer services	HTH 212/LS
HHSC	Kau Hospital	Critical access hospital services:acute	HTH 212/LS
HHSC	Kau Hospital	Critical access hospital services:long term care (only LTC in Kau)	HTH 212/LS
HHSC	Kau Hospital	24-hour emergency services	HTH 212/LS
HHSC	Kau Hospital	Inpatient services:Radiology	HTH 212/LS
HHSC	Kau Hospital	Inpatient services:Physical therapy	HTH 212/LS
HHSC	Kau Hospital	Inpatient services:Laboratory	HTH 212/LS
HHSC	Kau Hospital	Outpatient services:Laboratory	HTH 212/LS
HHSC	Kau Hospital	Outpatient services:Radiology	HTH 212/LS
HHSC	Kau Hospital	Adult Day Hospital	HTH 212/LS
HHSC	Kau Hospital	Primary care clinic:Family practice (medically underserved area)	HTH 212/LS

<u>Division</u>	<u>Description of Function</u>	<u>Activities</u>	<u>Prog ID(s)</u>	<u>Statutory Reference</u>
HHSC	Kona Community Hospital	Acute care Services	HTH 212/LS	
HHSC	Kona Community Hospital	Behavioral health	HTH 212/LS	
HHSC	Kona Community Hospital	Cardiology (Diagnostic)	HTH 212/LS	
HHSC	Kona Community Hospital	Case Management	HTH 212/LS	
HHSC	Kona Community Hospital	Chemotherapy	HTH 212/LS	
HHSC	Kona Community Hospital	Emergency services	HTH 212/LS	
HHSC	Kona Community Hospital	ICU	HTH 212/LS	
HHSC	Kona Community Hospital	Laboratory & Pathology	HTH 212/LS	
HHSC	Kona Community Hospital	Medical/surgical	HTH 212/LS	
HHSC	Kona Community Hospital	Obstetrics/gynecology	HTH 212/LS	
HHSC	Kona Community Hospital	Pharmacy	HTH 212/LS	
HHSC	Kona Community Hospital	Phys/Occ/Speech therapy	HTH 212/LS	
HHSC	Kona Community Hospital	Radiation therapy	HTH 212/LS	
HHSC	Kona Community Hospital	Radiology	HTH 212/LS	
HHSC	Kona Community Hospital	Respiratory therapy	HTH 212/LS	
HHSC	Kona Community Hospital	Social Services	HTH 212/LS	
HHSC	Kona Community Hospital	Utilization Review	HTH 212/LS	
HHSC	Kohala Hospital	Acute Care Services	HTH 212/LS	
HHSC	Kohala Hospital	Emergency services	HTH 212/LS	
HHSC	Kohala Hospital	Laboratory	HTH 212/LS	
HHSC	Kohala Hospital	Long term care	HTH 212/LS	
HHSC	Kohala Hospital	Radiology	HTH 212/LS	

<u>Division</u>	<u>Description of Function</u>	<u>Activities</u>	<u>Prog ID(s)</u>	<u>Statutory Reference</u>
HHSC	Kauai Veterans Memorial Hospital	Acute care (critical access hospital)	HTH 212/LS	
HHSC	Kauai Veterans Memorial Hospital	Skilled nursing services	HTH 212/LS	
HHSC	Kauai Veterans Memorial Hospital	Intermediate care services	HTH 212/LS	
HHSC	Kauai Veterans Memorial Hospital	Medical/Surgical	HTH 212/LS	
HHSC	Kauai Veterans Memorial Hospital	Obstetrics/Gynecology	HTH 212/LS	
HHSC	Kauai Veterans Memorial Hospital	ICU	HTH 212/LS	
HHSC	Kauai Veterans Memorial Hospital	Telemedicine	HTH 212/LS	
HHSC	Kauai Veterans Memorial Hospital	Physical therapy	HTH 212/LS	
HHSC	Kauai Veterans Memorial Hospital	Occupation therapy	HTH 212/LS	
HHSC	Kauai Veterans Memorial Hospital	Laboratory & Pathology Services	HTH 212/LS	
HHSC	Kauai Veterans Memorial Hospital	Radiology Services	HTH 212/LS	
HHSC	Kauai Veterans Memorial Hospital	Social Services	HTH 212/LS	
HHSC	Kauai Veterans Memorial Hospital	Recreation therapy	HTH 212/LS	
HHSC	Kauai Veterans Memorial Hospital	Respiratory therapy	HTH 212/LS	
HHSC	Kauai Veterans Memorial Hospital	Surgery	HTH 212/LS	
HHSC	Kauai Veterans Memorial Hospital	Subspecialty-Orthopedics	HTH 212/LS	
HHSC	Kauai Veterans Memorial Hospital	Subspecialty-Ophthalmology	HTH 212/LS	
HHSC	Kauai Veterans Memorial Hospital	Endoscopy	HTH 212/LS	
HHSC	Kauai Veterans Memorial Hospital	Pharmacy	HTH 212/LS	
HHSC	Kauai Veterans Memorial Hospital	Nutrition Services	HTH 212/LS	
HHSC	Kauai Veterans Memorial Hospital	Outpatient surgery	HTH 212/LS	
HHSC	Samuel Mahelona Memorial Hospital	Acute care (critical access hospital)	HTH 212/LS	
HHSC	Samuel Mahelona Memorial Hospital	Psychiatric services	HTH 212/LS	
HHSC	Samuel Mahelona Memorial Hospital	Skilled nursing services	HTH 212/LS	
HHSC	Samuel Mahelona Memorial Hospital	Intermediate care services	HTH 212/LS	
HHSC	Samuel Mahelona Memorial Hospital	Telemedicine	HTH 212/LS	
HHSC	Samuel Mahelona Memorial Hospital	Physical therapy	HTH 212/LS	
HHSC	Samuel Mahelona Memorial Hospital	Occupation therapy	HTH 212/LS	
HHSC	Samuel Mahelona Memorial Hospital	Laboratory & Pathology Services	HTH 212/LS	
HHSC	Samuel Mahelona Memorial Hospital	Radiology Services	HTH 212/LS	
HHSC	Samuel Mahelona Memorial Hospital	Social Services	HTH 212/LS	
HHSC	Samuel Mahelona Memorial Hospital	Recreation therapy	HTH 212/LS	

HHSC Samuel Mahelona Memorial Hospital
HHSC Samuel Mahelona Memorial Hospital

Pharmacy
Nutrition Services

HTH 212/LS
HTH 212/LS

<u>Division</u>	<u>Description of Function</u>	<u>Activities</u>	<u>Prog ID(s)</u>	<u>Statutory Reference</u>
HHSC	Leahi Hospital (note 1)	TB	HTH212/LS	
HHSC	Leahi Hospital - Long-term Care	SNF/ICF	HTH212/LS	
HHSC	Leahi Hospital - Ancillary Services	PT & OT	HTH212/LS	
HHSC	Leahi Hospital - Ancillary Services	X-ray	HTH212/LS	
HHSC	Leahi Hospital - Ancillary Services	Adult Day Health	HTH212/LS	
HHSC	Maluhia - Long-term Care	SNF/ICF	HTH212/LS	
HHSC	Maluhia - Ancillary Services	PT & OT	HTH212/LS	
HHSC	Maluhia - Ancillary Services	X-ray	HTH212/LS	
HHSC	Maluhia - Ancillary Services	Adult Day Health	HTH212/LS	
HHSC	Maluhia - Ancillary Services	Clinics	HTH212/LS	

Note 1 - Although TB services are required by law, admissions have been steadily declining in recent years. In FY 19 there were five admissions and zero admissions in FY 20.

Department of Health - Hawaii Health Systems Corporation
Department-Wide Totals

Table 2

Fiscal Year 2022					
Budget Acts Appropriation	Reductions	Additions	Emergency Appopriations	Total FY22	MOF
\$ 148,101,003.00	\$ (29,015,000.00)			\$ 119,086,003.00	A
\$ 601,493,192.00		\$ 13,064,076.00		\$ 614,557,268.00	B
				\$ -	
				\$ -	
				\$ -	
				\$ -	
\$ 749,594,195.00	\$ (29,015,000.00)	\$ 13,064,076.00	\$ -	\$ 733,643,271.00	Total
Fiscal Year 2023					
Budget Acts Appropriation	Reductions	Additions		Total FY23	MOF
\$ 148,101,003.00	\$ (31,677,000.00)			\$ 116,424,003.00	A
\$ 601,493,192.00		\$ 13,064,076.00		\$ 614,557,268.00	B
				\$ -	
				\$ -	
				\$ -	
				\$ -	
\$ 749,594,195.00	\$ (31,677,000.00)	\$ 13,064,076.00	\$ -	\$ 730,981,271.00	Total

Department of Health - Hawaii Health Systems Corporation
 Program ID Totals

Table 3

Prog ID	Program Title	MOF	As budgeted (FY22)			As budgeted (FY23)			Governor's Submittal (FY22)				Governor's Submittal (FY23)			
			Pos (P)	Pos (T)	\$\$\$	Pos (P)	Pos (T)	\$\$\$	Pos (P)	Pos (T)	\$\$\$	Percent Change of \$\$\$\$	Pos (P)	Pos (T)	\$\$\$	Percent Change of \$\$\$\$
												0				0
HTH 210	Hawaii Health Systems Corporation - Corporate Office	B	54.5		17,509,280	54.5		17,509,280	54.5		17,509,280	-	54.5		17,509,280	-
HTH 211	Kahuku Hospital	A			1,800,000			1,800,000			1,800,000	-			1,800,000	-
HTH 212	Hawaii Health Systems Corporation - Regions	A			105,701,003			105,701,003			141,607,003	0.34			141,607,003	0.34
HTH 212	Hawaii Health Systems Corporation - Regions	B	2780.75		593,547,988	2780.75		593,547,988	2780.75		593,547,988	-	2780.75		593,547,988	-
HTH 213	Alii Community C	B			3,500,000			3,500,000			3,500,000	-			3,500,000	-
HTH 214	Maui Health Systems, KFH, LLC	A			11,585,000			8,923,000			23,170,000	1.00			17,846,000	0.54

Department of Health - Hawaii Health Systems Corporation
Budget Decisions

Prog ID	Sub-Org	Description of Request	MOF	Initial Department Requests						Budget and Finance Recommendations						Governor's Decision					
				FY22			FY23			FY22			FY23			FY22			FY23		
				Pos (P)	Pos (T)	\$\$\$	Pos (P)	Pos (T)	\$\$\$	Pos (P)	Pos (T)	\$\$\$	Pos (P)	Pos (T)	\$\$\$	Pos (P)	Pos (T)	\$\$\$	Pos (P)	Pos (T)	\$\$\$
HTH 212	LS	HHSC Regions - General Fund Subsidy	A			\$ 100,709,000			\$ 98,036,000			\$ 35,906,000			\$ 35,906,000			\$ 35,906,000			\$ 35,906,000
HTH 212		Kauai Region - General Fund Subsidy	A			\$ 1,300,000			\$ 1,100,000												
HTH 214		Maui Health Systems - General Fund Subsidy	A									\$ 19,000,000			\$ 16,000,000			\$ 11,585,000			\$ 8,923,000
HTH 211	LR	Kahuku Medical Center - General Fund Subsidy	A							4.00		\$ 322,778	3.00		\$ 245,667						

Department of Health - Hawaii Health Systems Corporation
Proposed Budget Reductions

Table 5

Prog ID	Sub-Org	Description of Reduction	Impact of Reduction	MOF	FY22			FY23			FY21 Restriction (Y/N)
					Pos (P)	Pos (T)	\$\$\$\$	Pos (P)	Pos (T)	\$\$\$\$	
		N/A									

Department of Health - Hawaii Health Systems Corporation
Proposed Budget Additions

Table 6

Prog ID	Sub-Org	Addition Type	Prog ID Priority	Dept-Wide Priority	Description of Addition	Justification	MOF	FY22			FY23			
								Pos (P)	Pos (T)	\$\$\$	Pos (P)	Pos (T)	\$\$\$	
HTH 212	LS	AR	1	1	HHSC Regons - Additional Subsidy - Basic Expense	Basic hospital operations to pay for unfunded CB increases net of fringe benefit rate savings	A		35,906,000					35,906,000
HTH 214		AR	1	3	Maui Health System - General Fund Subsidy	Under Act 103, SLH 2015 Maui Health System may seek funds from the State for its operating cost	A		11,585,000					8,923,000

Department of Health - Hawaii Health Systems Corporation
 FB 2018 - 2021 Restrictions

Table 7

<u>Fiscal Year</u>	<u>Prog ID</u>	<u>Sub-Org</u>	<u>MOF</u>	<u>Budgeted by Dept</u>	<u>Restriction</u>	<u>Difference Between Budgeted & Restricted</u>	<u>Percent Difference</u>	<u>Impact</u>
FY 21	HTH 212	LS	A	\$ 127,301,003	\$ 9,251,780	\$ 118,049,223	7.3%	Hawaii Health Systems Corporation will have difficulty managing cash flow through the end of fiscal year 2021 given the current level of general fund appropriation
FY 21	HTH 211	LR	A	\$ 1,800,000	\$ 130,818	\$ 1,669,182	7.3%	Kahuku will have difficulty managing cash flow through the end of fiscal year 2021 given the current level of general fund appropriation

Department of Health - Hawaii Health Systems Corporation
 Emergency Appropriation Requests

Table 8

<u>Prog ID</u>	<u>Description of Request</u>	<u>Explanation of Request</u>	<u>MOF</u>	<u>Pos (P)</u>	<u>Pos (T)</u>	<u>\$\$\$</u>
	None					

Department of Health - Hawaii Health Systems Corporation
 Expenditures Exceeding Appropriation Ceilings in FY22 and FY23

Table 9

<u>Prog ID</u>	<u>MOF</u>	<u>Date</u>	<u>Appropriation</u>	<u>Amount Exceeding Appropriation</u>	<u>Percent Exceeded</u>	<u>Reason for Exceeding Ceiling</u>	<u>Legal Authority</u>	<u>Recurring (Y/N)</u>	<u>GF Impact (Y/N)</u>
						N/A			

Department of Health - Hawaii Health Systems Corporation
 Intradepartmental Transfers in FY22 and FY23

Table 10

<u>Actual or Anticipated Date of Transfer</u>	<u>MOF</u>	<u>Pos (P)</u>	<u>Pos (T)</u>	<u>\$\$\$</u>	<u>From Prog ID</u>	<u>Percent of Program ID Appropriation Transferred From</u>	<u>To Prog ID</u>	<u>Percent of Receiving Program ID Appropriation</u>	<u>Reason for Transfer</u>	<u>Recurring (Y/N)</u>
None										

Department of Health - Hawaii Health Systems Corporation
Vacancy Report as of November 30, 2020

Prog ID	Sub-Org	Date of Vacancy	Expected Fill Date	Position	PosDescription	Exempt (Y/N)	SR Level	BU Code	Perm/Temp (P/T)	FTE	MOF	Budgeted Amount	Actual Salary Last Paid	Authority to Hire (Y/N)	Occupied by 89 Day Hire (Y/N)	# of 89 Hire Appts	Describe if Filled by other Means	Priority # to Retain
HTH 210	LB	2/22/2020		109723	EXECUTIVE SECRETARY	Y	MGMT	0	PERM	1.00	B		62,104.80	N	N	0		1
HTH 210	LB	7/17/2017		109635	MAUI CIP DIRECTOR	Y	MGMT	0	TEMP	1.00	B			N	N	0		1
HTH 210	LB	12/31/2017		109472	DIR MEANINGFUL USE & IT BUDGET	Y	MGMT	0	PERM	1.00	B			N	N	0		1
HTH 210	LB	4/25/2012		109442	IT PROJECT MGR	Y	MGMT	0	PERM	1.00	B			N	N	0		1
HTH 210	LB	6/22/2019		109441	DIR OF IT OPERATIONS	Y	MGMT	0	PERM	1.00	B		67,512.00	N	N	0		1
HTH 210	LB	1/16/2012		109439	PROJECT MGT OFFICE DIR	Y	MGMT	0	PERM	1.00	B			N	N	0		1
HTH 210	LB	9/23/2019	ASAP	58367	INFO TECHNOLOGY SPCLT V	N	SR24	13	PERM	1.00	B			N	N	0	On-going recruitment	1
HTH 210	LB	10/1/2016		58355	INFO TECHNOLOGY SPCLT II	N	SR18	13	PERM	1.00	B			N	N	0		1
HTH 210	LB	7/7/2015		57876	INFO TECHNOLOGY SPCLT V	N	SR24	13	TEMP	1.00	B			N	N	0		1
HTH 210	LB	10/1/2015		57873	HUMAN RESOURCES MANAGER	N	EMO5	35	PERM	1.00	B		90,175.00	N	N	0		1
HTH 210	LB	10/16/2018		57867	INFO TECHNOLOGY SPCLT III	N	SR20	13	PERM	1.00	B			N	N	0		1
HTH 210	LB	11/19/2013		57864	INFO TECHNOLOGY SPCLT V	N	SR24	13	PERM	1.00	B			N	N	0		1
HTH 210	LB	11/19/2013		57863	INFO TECHNOLOGY SPCLT V	N	SR24	13	PERM	1.00	B			N	N	0		1
HTH 210	LB	12/1/2018		57859	REGISTERED PROF NURSE IV	N	SR22	9	PERM	1.00	B		115,644.00	N	N	0		1
HTH 210	LB	5/8/2018		57858	INFO TECHNOLOGY SPCLT V	N	SR24	13	PERM	1.00	B			N	N	0		1
HTH 210	LB	6/15/2019		57855	INFO TECHNOLOGY SPCLT V	N	SR24	13	PERM	1.00	B		72,528.00	N	N	0		1
HTH 210	LB	12/30/2017		57829	REGISTERED PROF NURSE IV	N	SR22	9	PERM	1.00	B		118,824.00	N	N	0		1
HTH 210	LB	8/22/2013		57826	INFO TECHNOLOGY SPCLT V	N	SR24	13	PERM	1.00	B			N	N	0		1
HTH 210	LB	10/16/2018		57821	INFO TECHNOLOGY SPCLT II	N	SR18	13	PERM	1.00	B		47,172.00	N	N	0		1
HTH 210	LB	2/1/2018		57820	INFO TECHNOLOGY SPCLT I	N	SR16	13	PERM	1.00	B		45,348.00	N	N	0		1
HTH 210	LB	12/13/2014		57294	PHARMACY TECHNICIAN FP	N	HE06	10	PERM	1.00	B		38,556.00	N	N	0		1
HTH 210	LB	6/16/2019		57285	INFO TECHNOLOGY SPCLT III	N	SR20	13	PERM	1.00	B		50,916.00	N	N	0		1
HTH 210	LB	3/18/2019		57281	REVENUE CYCLE ANALYST V	N	SR24	13	PERM	1.00	B			N	N	0		1
HTH 210	LB	3/1/2014		57279	INFO TECHNOLOGY SPCLT VI	N	SR26	13	PERM	1.00	B		67,512.00	N	N	0		1
HTH 210	LB	10/24/2016		56609	HUMAN RESOURCES OFFICER	N	EM03	35	PERM	1.00	B		89,816.00	N	N	0		1
HTH 210	LB	6/19/2020		55534	SENIOR CONTRACTS MANAGER	N	EM05	35	PERM	1.00	B		73,032.00	N	N	0		1
HTH 210	LB	8/1/2018		53408	INFO TECHNOLOGY SPCLT V	N	SR24	13	PERM	1.00	B		84,876.00	N	N	0		1
HTH 210	LB	7/1/2011		37486	SECRETARY IV	N	SR12	63	PERM	1.00	B		24,300.00	N	N	0		1
HTH 212	LP	8/1/2019	N/A	18598	REGISTERED PROF NURSE III	N	SR20	9	PERM	1.00	B	0.00	108,792.00	N	N	0	N/A	75
HTH 212	LP	9/30/2020	7/1/2021	54357	REGISTERED PROF NURSE III	N	SR20	9	PERM	1.00	B	96,732.00	96,732.00	Y	N	0	N/A	35
HTH 212	LP	8/1/2019	N/A	18214	CERTIFIED NURSE AIDE FP	N	HE04	10	TEMP	1.00	B	0.00	42,996.00	N	N	0	N/A	63
HTH 212	LP	12/1/2020	N/A	18229	CERTIFIED NURSE AIDE FP	N	HE04	10	PERM	1.00	B	41,256.00	44,184.00	N	N	0	N/A	61
HTH 212	LP	5/3/2019	N/A	18270	CERTIFIED NURSE AIDE FP	N	HE04	10	TEMP	1.00	B	0.00	41,592.00	N	N	0	N/A	64
HTH 212	LP	10/1/2020	N/A	18314	CERTIFIED NURSE AIDE FP	N	HE04	10	PERM	1.00	B	41,256.00	44,184.00	N	N	0	N/A	62
HTH 212	LP	7/1/2020	N/A	18336	CERTIFIED NURSE AIDE FP	N	HE04	10	TEMP	1.00	B	0.00	43,320.00	N	N	0	N/A	66
HTH 212	LP	5/1/2018	N/A	40275	CERTIFIED NURSE AIDE FP	N	HE04	10	TEMP	1.00	B	41,256.00	40,116.00	N	N	0	N/A	65
HTH 212	LP	8/5/2020	1/12/2021	56161	CERTIFIED NURSE AIDE FP	N	HE04	10	PERM	1.00	B	41,256.00	42,624.00	Y	N	0	N/A	1
HTH 212	LP	10/9/2018	2/1/2021	18323	LICENSED PRACTICAL NURSE ENTRY	N	HE06	10	PERM	1.00	B	44,184.00	44,964.00	Y	N	0	N/A	27
HTH 212	LP	4/1/2017	N/A	54334	PROGRAM SPECIALIST (AGING) V	N	SR24	13	PERM	1.00	B	0.00	66,864.00	N	N	0	N/A	129
HTH 212	LP	10/1/2020	N/A	55909	REGISTERED PROF NURSE IV	N	SR22	9	PERM	1.00	B	106,620.00	122,964.00	N	N	0	N/A	76
HTH 212	LP	6/1/2017	N/A	55258	REHABILITATION SVCS MGR	N	SR26	13	PERM	1.00	B	0.00	87,996.00	N	N	0	N/A	117
HTH 212	LP	2/24/2018	N/A	57957	OCCUP THERAPY ASST FP	N	HE10	10	PERM	1.00	B	56,016.00	52,728.00	N	N	0	N/A	100
HTH 212	LP	1/3/2020	3/1/2021	47550	RECREATIONAL AIDE FP	N	HE06	10	PERM	1.00	B	44,184.00	46,488.00	Y	N	0	N/A	56
HTH 212	LP	6/8/2020	N/A	109670	STUDENT HELPER II	Y		0	TEMP	0.48	B	0.00	10.35	N	N	0	N/A	104
HTH 212	LP	2/5/2020	3/1/2021	109758	STUDENT HELPER II	Y		0	TEMP	0.48	B	10.35	10.35	Y	N	0	N/A	57
HTH 212	LP	5/7/2020	1/16/2021	109764	STAFF PHYSICIAN	Y		0	TEMP	0.48	B	250,500.00	250,500.00	Y	N	0	N/A	4
HTH 212	LP	8/1/2017	N/A	18427	KITCHEN HELPER	N	BC02	1	PERM	1.00	B	0.00	43,308.00	N	Y	2	N/A	105
HTH 212	LP	5/5/2017	N/A	18413	INSTITUTION FOOD SVCS MGR II	N	F-108	2	PERM	1.00	B	0.00	55,152.00	N	N	0	N/A	106
HTH 212	LP	9/1/2020	1/21/2021	56428	SOCIAL WORKER IV	N	SR22	13	PERM	1.00	B	55,200.00	81,744.00	Y	N	0	N/A	5
HTH 212	LP	11/5/2018	N/A	58666	GROUNDSKEEPER I	N	BC02	1	TEMP	1.00	B	43,764.00	40,176.00	N	N	0	N/A	112
HTH 212	LP	10/1/2016	N/A	18477	ENVIRON SVCS WKR II	N	BC02	1	PERM	1.00	B	0.00	37,416.00	N	N	0	N/A	110
HTH 212	LP	12/31/2016	N/A	18501	ENVIRON SVCS WKR II	N	BC02	1	PERM	1.00	B	0.00	28,160.00	N	N	0	N/A	111
HTH 212	LP	4/18/2020	1/11/2021	57972	ENVIRON SVCS WKR II	N	BC02	1	TEMP	1.00	B	43,764.00	42,900.00	Y	N	0	N/A	2
HTH 212	LP	11/9/2020	1/16/2021	59062	ENVIRON SVCS WKR II	N	BC02	1	TEMP	1.00	B	21.04	21.04	Y	N	0	N/A	7
HTH 212	LP	11/9/2020	1/16/2021	59063	ENVIRON SVCS WKR II	N	BC02	1	TEMP	1.00	B	21.04	21.04	Y	N	0	N/A	8
HTH 212	LP	11/9/2020	1/16/2021	59064	ENVIRON SVCS WKR II	N	BC02	1	TEMP	1.00	B	21.04	21.04	Y	N	0	N/A	9
HTH 212	LP	11/9/2020	1/16/2021	59065	ENVIRON SVCS WKR II	N	BC02	1	TEMP	1.00	B	21.04	21.04	Y	N	0	N/A	10
HTH 212	LP	11/9/2020	1/16/2021	59066	ENVIRON SVCS WKR II	N	BC02	1	TEMP	1.00	B	21.04	21.04	Y	N	0	N/A	11
HTH 212	LP	3/31/2018	N/A	18462	ELECTRICIAN I	N	BC10	1	PERM	1.00	B	0.00	54,180.00	N	N	0	N/A	121
HTH 212	LP	7/20/2019	3/1/2021	58660	BLDG MAINT HELPER	N	BC05	1	TEMP	1.00	B	48,672.00	47,148.00	Y	N	0	N/A	58
HTH 212	LP	2/1/2020	3/1/2021	58679	ACCOUNT CLERK III	N	SR11	3	TEMP	1.00	B	35,340.00	34,020.00	Y	N	0	N/A	81
HTH 212	LP	7/1/2020	N/A	18163	ACCOUNTANT II	N	SR18	13	PERM	1.00	B	0.00	58,560.00	N	N	0	N/A	120

Department of Health - Hawaii Health Systems Corporation
Vacancy Report as of November 30, 2020

Prog ID	Sub-Org	Date of Vacancy	Expected Fill Date	Position	PosDescription	Exempt (Y/N)	SR Level	BU Code	Perm/Temp (P/T)	FTE	MOF	Budgeted Amount	Actual Salary Last Paid	Authority to Hire (Y/N)	Occupied by 89 Day Hire (Y/N)	# of 89 Hire Appts	Describe if Filled by other Means	Priority # to Retain
HTH 212	LP	12/31/2019	N/A	18531	ACCOUNTANT VI	N	SR26	23	PERM	1.00	B	67,200.00	97,488.00	N	N	0	N/A	115
HTH 212	LP	1/1/2018	N/A	109381	ASST HOSPITAL ADMR	Y			0	PERM	B	0.00	125,000.00	N	N	0	N/A	125
HTH 212	LP	11/28/2020	2/1/2021	58655	HUMAN RESOURCES CLERK IV	N	SR11	63	PERM	1.00	B	35,340.00	36,732.00	Y	N	0	N/A	82
HTH 212	LP	9/1/2017	N/A	55730	HUMAN RESOURCES SPECIALIST III	N	SR20	73	PERM	1.00	B	0.00	70,932.00	N	N	0	N/A	124
HTH 212	LP	10/20/2018	1/16/2021	55256	HEALTH INFO TECH III	N	SR15	3	PERM	1.00	B	41,364.00	60,420.00	Y	N	0	N/A	33
HTH 212	LP	6/23/2014	1/16/2021	57955	HEALTH INFO ADMR	N	SR24	23	PERM	1.00	B	62,136.00	58,308.00	Y	N	0	N/A	32
HTH 212	LP	4/15/2020	1/16/2021	109762	MEDICAL DIRECTOR	Y			0	TEMP	B	119.79	119.79	Y	N	0	N/A	3
HTH 212	LP	12/1/2017	N/A	54088	REGISTERED PROF NURSE V	N	SR23	9	TEMP	1.00	B	0.00	120,552.00	N	N	0	N/A	119
HTH 212	LP	1/28/2019	N/A	109585	PER DIEM NURSE	N			79	TEMP	B	52.30	49.78	N	Y	1	N/A	83
HTH 212	LP	3/2/2019	N/A	109641	PER DIEM NURSE	N			79	TEMP	B	52.30	49.78	N	Y	1	N/A	84
HTH 212	LP	3/13/2019	N/A	109643	PER DIEM NURSE	N			79	TEMP	B	52.30	49.78	N	Y	1	N/A	85
HTH 212	LP	10/24/2018	N/A	109680	PER DIEM NURSE	N			79	TEMP	B	52.30	49.19	N	Y	1	N/A	86
HTH 212	LP	5/17/2019	N/A	109682	PER DIEM NURSE	N			79	TEMP	B	52.30	49.78	N	Y	1	N/A	87
HTH 212	LP	1/30/2020	N/A	109748	PER DIEM LPN	N			70	TEMP	B	24.81	24.14	N	Y	1	N/A	91
HTH 212	LP	8/14/2020	N/A	109555	PER DIEM CNA	N			70	TEMP	B	21.24	21.24	N	Y	2	N/A	92
HTH 212	LP	4/11/2019	N/A	109556	PER DIEM CNA	N			70	TEMP	B	21.24	20.27	N	Y	1	N/A	93
HTH 212	LP	9/14/2017	N/A	109653	PER DIEM CNA	N			70	TEMP	B	21.24	19.60	N	N	0	N/A	94
HTH 212	LP	9/14/2017	N/A	109654	PER DIEM CNA	N			70	TEMP	B	21.24	19.60	N	N	0	N/A	95
HTH 212	LP	9/14/2017	N/A	109655	PER DIEM CNA	N			70	TEMP	B	21.24	19.60	N	N	0	N/A	96
HTH 212	LP	9/14/2017	N/A	109656	PER DIEM CNA	N			70	TEMP	B	21.24	19.60	N	N	0	N/A	97
HTH 212	LP	9/14/2017	N/A	109657	PER DIEM CNA	N			70	TEMP	B	21.24	19.60	N	N	0	N/A	98
HTH 212	LP	4/11/2018	1/16/2021	109684	PER DIEM CNA	N			70	TEMP	B	21.24	20.00	Y	N	0	N/A	36
HTH 212	LP	4/11/2018	1/16/2021	109685	PER DIEM CNA	N			70	TEMP	B	21.24	20.00	Y	N	0	N/A	37
HTH 212	LP	9/6/2019	N/A	109686	PER DIEM CNA	N			70	TEMP	B	21.24	20.00	N	Y	1	N/A	99
HTH 212	LP	4/11/2018	1/16/2021	109687	PER DIEM CNA	N			70	TEMP	B	21.24	20.00	Y	N	0	N/A	38
HTH 212	LP	10/17/2019	1/16/2021	109688	PER DIEM CNA	N			70	TEMP	B	21.24	20.00	Y	Y	1	N/A	39
HTH 212	LP	4/11/2018	1/16/2021	109689	PER DIEM CNA	N			70	TEMP	B	21.24	20.00	Y	N	0	N/A	40
HTH 212	LP	11/9/2020	2/1/2021	59061	REGISTERED PROF NURSE V	N	SR23	9	PERM	1.00	B	110,904.00	110,904.00	Y	N	0	N/A	34
HTH 212	LC	9/1/2018	N/A	20954	REGISTERED PROF NURSE III	N	SR20	9	PERM	1.00	B	0.00	112,920.00	N	N	0	N/A	67
HTH 212	LC	9/5/2020	N/A	58676	REGISTERED PROF NURSE III	N	SR20	9	TEMP	1.00	B	96,732.00	108,792.00	N	N	0	N/A	68
HTH 212	LC	1/19/2020	1/16/2021	28570	PATIENT CARE TECH FP	N	HE06	10	PERM	1.00	B	44,184.00	46,488.00	Y	N	0	N/A	17
HTH 212	LC	8/31/2018	1/16/2021	32971	CERTIFIED NURSE AIDE ENTRY	N	HE02	10	PERM	1.00	B	39,840.00	41,592.00	Y	N	0	N/A	18
HTH 212	LC	12/31/2017	1/16/2021	37468	CERTIFIED NURSE AIDE ENTRY	N	HE02	10	PERM	1.00	B	39,840.00	40,116.00	Y	N	0	N/A	19
HTH 212	LC	10/30/2018	N/A	20990	CERTIFIED NURSE AIDE FP	N	HE04	10	PERM	1.00	B	0.00	41,592.00	N	N	0	N/A	69
HTH 212	LC	6/19/2019	1/16/2021	21008	CERTIFIED NURSE AIDE FP	N	HE04	10	PERM	1.00	B	41,256.00	40,656.00	Y	N	0	N/A	20
HTH 212	LC	12/30/2017	N/A	21016	CERTIFIED NURSE AIDE FP	N	HE04	10	PERM	1.00	B	0.00	40,116.00	N	N	0	temp agency	70
HTH 212	LC	12/4/2017	N/A	21059	CERTIFIED NURSE AIDE FP	N	HE04	10	PERM	1.00	B	0.00	38,832.00	N	N	0	temp agency	71
HTH 212	LC	4/1/2020	1/16/2021	28563	CERTIFIED NURSE AIDE FP	N	HE04	10	PERM	1.00	B	41,256.00	43,320.00	Y	N	0	N/A	21
HTH 212	LC	2/1/2018	1/16/2021	28566	CERTIFIED NURSE AIDE FP	N	HE04	10	PERM	1.00	B	41,256.00	43,248.00	Y	N	0	N/A	22
HTH 212	LC	11/2/2020	1/16/2021	28569	CERTIFIED NURSE AIDE FP	N	HE04	10	PERM	1.00	B	41,256.00	41,256.00	Y	N	0	N/A	23
HTH 212	LC	4/1/2018	1/16/2021	28574	CERTIFIED NURSE AIDE FP	N	HE04	10	PERM	1.00	B	41,256.00	44,964.00	Y	N	0	N/A	24
HTH 212	LC	6/21/2020	1/16/2021	56461	CERTIFIED NURSE AIDE FP	N	HE04	10	PERM	1.00	B	41,256.00	43,320.00	Y	N	0	N/A	25
HTH 212	LC	3/8/2018	1/16/2021	56466	CERTIFIED NURSE AIDE FP	N	HE04	10	PERM	1.00	B	41,256.00	38,832.00	Y	N	0	N/A	26
HTH 212	LC	5/24/2016	N/A	20960	LICENSED PRACTICAL NURSE FP	N	HE08	10	PERM	1.00	B	0.00	43,656.00	N	N	0	N/A	73
HTH 212	LC	10/19/2018	N/A	20970	LICENSED PRACTICAL NURSE FP	N	HE08	10	PERM	1.00	B	0.00	48,576.00	N	N	0	N/A	74
HTH 212	LC	7/1/2016	N/A	20973	LICENSED PRACTICAL NURSE FP	N	HE08	10	PERM	1.00	B	47,772.00	47,160.00	N	N	0	N/A	72
HTH 212	LC	12/31/2019	1/16/2021	21045	LICENSED PRACTICAL NURSE FP	N	HE08	10	PERM	1.00	B	47,772.00	50,220.00	Y	N	0	N/A	28
HTH 212	LC	12/1/2017	1/16/2021	108943	PER DIEM NURSE	N			79	TEMP	B	52.30	48.11	Y	N	0	N/A	41
HTH 212	LC	10/30/2019	N/A	108944	PER DIEM NURSE	N			79	TEMP	B	0.00	49.78	N	Y	4	N/A	88
HTH 212	LC	10/13/2020	N/A	109554	PER DIEM NURSE	N			79	TEMP	B	52.30	52.30	N	Y	1	N/A	89
HTH 212	LC	10/15/2019	1/16/2021	109637	PER DIEM NURSE	N			79	TEMP	B	52.30	49.78	Y	Y	1	N/A	50
HTH 212	LC	1/16/2020	1/16/2021	109751	PER DIEM NURSE	N			79	TEMP	B	52.30	52.30	Y	N	0	N/A	51
HTH 212	LC	1/16/2020	1/16/2021	109752	PER DIEM NURSE	N			79	TEMP	B	52.30	52.30	Y	N	0	N/A	52
HTH 212	LC	1/16/2020	1/16/2021	109753	PER DIEM NURSE	N			79	TEMP	B	52.30	52.30	Y	N	0	N/A	53
HTH 212	LC	1/16/2020	1/16/2021	109754	PER DIEM NURSE	N			79	TEMP	B	52.30	52.30	Y	N	0	N/A	54
HTH 212	LC	10/4/2020	N/A	109757	PER DIEM LPN	N			70	TEMP	B	24.81	24.81	N	Y	2	N/A	90
HTH 212	LC	9/1/2020	N/A	56441	LICENSED PRACTICAL NURSE FP	N	HE08	10	PERM	1.00	B	47,772.00	51,600.00	N	N	0	N/A	77
HTH 212	LC	5/1/2020	N/A	56449	HOME CARE AIDE FP	N	HE06	10	PERM	1.00	B	44,184.00	46,836.00	N	N	0	N/A	78
HTH 212	LC	7/4/2020	N/A	109149	PER DIEM CNA	N			70	TEMP	B	21.24	21.24	N	Y	4	N/A	79
HTH 212	LC	11/30/2018	N/A	109543	PER DIEM CNA	N			70	TEMP	B	21.24	20.00	N	Y	3	N/A	80
HTH 212	LC	2/1/2016	N/A	32972	OCCUP THERAPY AIDE FP	N	HE06	10	PERM	1.00	B	0.00	41,976.00	N	N	0	N/A	101
HTH 212	LC	11/29/2019	3/1/2021	100908	STUDENT HELPER II	Y			0	TEMP	B	10.35	10.35	Y	N	0	N/A	102

Department of Health - Hawaii Health Systems Corporation
Vacancy Report as of November 30, 2020

Prog ID	Sub-Org	Date of Vacancy	Expected Fill Date	Position	PosDescription	Exempt (Y/N)	SR Level	BU Code	Perm/Temp (P/T)	FTE	MOF	Budgeted Amount	Actual Salary Last Paid	Authority to Hire (Y/N)	Occupied by 89 Day Hire (Y/N)	# of 89 Hire Appts	Describe if Filled by other Means	Priority # to Retain
HTH 212	LC	10/1/2019	3/1/2021	100909	STUDENT HELPER II	Y		0	TEMP	0.48	B	10.35	10.35	Y	N	0	N/A	103
HTH 212	LC	1/1/2004	2/1/2021	55266	SOCIAL WORKER III	N	SR20	13	TEMP	1.00	B	51,024.00	23.53	Y	Y	4	N/A	31
HTH 212	LC	1/1/2004	N/A	55267	SOCIAL WORKER III	N	SR20	13	TEMP	1.00	B	0.00	23.53	N	Y	4	N/A	108
HTH 212	LC	12/31/2016	N/A	21095	STORES CLERK II	N	SR08	3	PERM	1.00	B	0.00	28,728.00	N	N	0	N/A	109
HTH 212	LC	9/1/2018	N/A	56803	CONTRACTS MANAGER II	N	SR26	13	PERM	1.00	B	0.00	84,876.00	N	N	0	N/A	113
HTH 212	LC	11/18/2020	1/16/2021	59067	ENVIRON SVCS WKR II	N	BC02	1	TEMP	1.00	B	21.04	21.04	Y	N	0	N/A	12
HTH 212	LC	11/18/2020	1/16/2021	59068	ENVIRON SVCS WKR II	N	BC02	1	TEMP	1.00	B	21.04	21.04	Y	N	0	N/A	13
HTH 212	LC	11/18/2020	1/16/2021	59069	ENVIRON SVCS WKR II	N	BC02	1	TEMP	1.00	B	21.04	21.04	Y	N	0	N/A	14
HTH 212	LC	11/18/2020	1/16/2021	59070	ENVIRON SVCS WKR II	N	BC02	1	TEMP	1.00	B	21.04	21.04	Y	N	0	N/A	15
HTH 212	LC	11/18/2020	1/16/2021	59071	ENVIRON SVCS WKR II	N	BC02	1	TEMP	1.00	B	21.04	21.04	Y	N	0	N/A	16
HTH 212	LC	6/28/2017	N/A	28133	GROUNDKEEPER I	N	BC02	1	PERM	1.00	B	43,764.00	38,928.00	N	N	0	N/A	123
HTH 212	LC	7/23/2019	3/1/2021	57185	BLDG MAINT WORKER I	N	BC09	1	PERM	1.00	B	58,668.00	55,716.00	Y	N	0	N/A	59
HTH 212	LC	6/29/2019	N/A	53589	INFO TECHNOLOGY SPCLT VI	N	SR26	23	PERM	1.00	B	0.00	88,248.00	N	N	0	N/A	122
HTH 212	LC	5/1/2019	N/A	58672	PATIENT ACCOUNT REP IV	N	SR17	3	TEMP	1.00	B	0.00	20.68	N	N	0	N/A	116
HTH 212	LC	2/1/2020	N/A	58678	ACCOUNTANT I	N	SR16	13	TEMP	1.00	B	43,620.00	41,856.00	N	N	0	N/A	107
HTH 212	LC	10/16/2016	N/A	21097	ACCOUNTANT VI	N	SR26	23	PERM	1.00	B	0.00	75,588.00	N	N	0	N/A	114
HTH 212	LC	6/5/2017	1/1/2021	21592	SECRETARY II	N	SR14	63	PERM	1.00	B	39,720.00	48,792.00	Y	N	0	N/A	6
HTH 212	LC	10/16/2017	N/A	109422	ASST HOSPITAL ADMR	Y		0	PERM	1.00	B	0.00	125,000.00	N	N	0	N/A	128
HTH 212	LC	4/16/2017	N/A	57192	CLERK II	N	SR06	3	TEMP	1.00	B	0.00	25,032.00	N	N	0	N/A	127
HTH 212	LC	5/6/2019	N/A	58673	HEALTH UNIT CLERK II	N	SR10	3	TEMP	0.49	B	0.00	15.70	N	Y	1	N/A	126
HTH 212	LC	4/21/2020	3/1/2021	21093	SECRETARY II	N	SR14	3	PERM	1.00	B	39,720.00	38,220.00	Y	N	0	temp agency	55
HTH 212	LC	6/16/2020	1/1/2021	55305	REGISTERED PROF NURSE III	N	SR20	9	PERM	1.00	B	96,732.00	111,516.00	Y	N	0	N/A	29
HTH 212	LC	12/1/2020	1/16/2021	20939	REGISTERED PROF NURSE VI	N	SR24	9	PERM	1.00	B	115,332.00	143,220.00	Y	N	0	N/A	30
HTH 212	LC	7/13/2019	1/16/2021	109662	PER DIEM CNA	N		70	TEMP	0.30	B	21.24	20.67	Y	Y	2	N/A	42
HTH 212	LC	8/18/2019	1/16/2021	109663	PER DIEM CNA	N		70	TEMP	0.30	B	21.24	20.00	Y	Y	1	N/A	43
HTH 212	LC	12/8/2017	1/16/2021	109664	PER DIEM CNA	N		70	TEMP	0.30	B	21.24	20.00	Y	N	0	N/A	44
HTH 212	LC	12/8/2017	1/16/2021	109665	PER DIEM CNA	N		70	TEMP	0.30	B	21.24	20.00	Y	N	0	N/A	45
HTH 212	LC	12/8/2017	1/16/2021	109666	PER DIEM CNA	N		70	TEMP	0.30	B	21.24	20.00	Y	N	0	N/A	46
HTH 212	LC	12/8/2017	1/16/2021	109667	PER DIEM CNA	N		70	TEMP	0.30	B	21.24	20.00	Y	N	0	N/A	47
HTH 212	LC	12/8/2017	1/16/2021	109668	PER DIEM CNA	N		70	TEMP	0.30	B	21.24	20.00	Y	N	0	N/A	48
HTH 212	LC	12/8/2017	1/16/2021	109669	PER DIEM CNA	N		70	TEMP	0.30	B	21.24	20.00	Y	N	0	N/A	49
HTH 212	LC	8/1/2018	N/A	20947	REGISTERED PROF NURSE VI	N	SR24	29	PERM	1.00	B	0.00	134,700.00	N	N	0	N/A	118
HTH 212	LM	12/4/2020	TA Only	59229	REGISTERED PROF NURSE V	N	SR23	9	TEMP	1.00	NOT BUDG							
HTH 212	LM	7/1/2019		108898	PER DIEM NURSE	N	SR20	79	TEMP	0.30	BUDGETED		49.78	Y		0		2
HTH 212	LM	9/1/2020	abolish	56003	REGISTERED PROF NURSE III	N	SR20	9	PERM	1.00	*		114,276.00	N				
HTH 212	LM	11/16/2020		58845	CERTIFIED NURSE AIDE FP	N	HE04	10	PERM	1.00	BUDGETED	41,256.00		Y				1
HTH 212	LM	9/23/2020	abolish	108658	PER DIEM NURSE	N	SR20	79	TEMP	0.30	*			N				
HTH 212	LM	3/2/2020	abolish	108665	PER DIEM NURSE	N	SR20	79	TEMP	0.30	*			N				
HTH 212	LM	4/4/2020		58704	REGISTERED PROF NURSE III	N	SR20	9	PERM	0.90	BUDGETED	92,064.00	94,368.00	Y				1
HTH 212	LM	12/1/2019	abolish	20886	LICENSED PRACTICAL NURSE FP	N	HE08	10	PERM	1.00	*			N				
HTH 212	LM	12/31/2019	abolish	109625	PER DIEM CNA	N	HE04	70	TEMP	0.30	*			N				
HTH 212	LM	5/1/2019		29202	REGISTERED PROF NURSE III	N	SR20	9	PERM	0.90	BUDGETED	92,064.00	103,548.00	Y				1
HTH 212	LM	7/29/2020	abolish	30858	REGISTERED PROF NURSE III	N	SR20	9	PERM	0.90	*			N				
HTH 212	LM	12/8/2019	1/4/2021	55749	REGISTERED PROF NURSE III	N	SR20	9	PERM	1.00	BUDGETED	92,064.00		Y				1
HTH 212	LM	3/2/2020	1/19/2021	58695	REGISTERED PROF NURSE III	N	SR20	9	PERM	0.90	BUDGETED	92,064.00		Y				1
HTH 212	LM	2/16/2020	abolish	58954	REGISTERED PROF NURSE III	N	SR20	9	TEMP	0.90	*			N				
HTH 212	LM	12/4/2020	TA Only	59228	REGISTERED PROF NURSE V	N	SR23	9	TEMP	1.00	NOT BUDG	92,064.00		N				
HTH 212	LM	8/17/2020	2/1/2021	59213	EMERGENCY ROOM ASST FP	N	HE08	10	PERM	0.90	NOT BUDG	41,256.00						
HTH 212	LM	5/28/2020	abolish	109766	PER DIEM NURSE	N		79	TEMP	0.30	*			Y				2
HTH 212	LM	9/19/2020	abolish	59043	REGISTERED PROF NURSE III	N	SR20	9	PERM	1.00	*							
HTH 212	LM	5/30/2018	abolish	109519	STAFF PHYSICIAN	Y		0	PERM	1.00	*							
HTH 212	LM	10/5/2020		57323	CLERICAL SUPERVISOR IV	N	SR16	4	PERM	1.00	BUDGETED	39,720.00	39,720.00	Y				1
HTH 212	LM	11/30/2020		59227	CLINIC RECEPTIONIST I	N	SR11	3	PERM	1.00	NOT BUDG	35,340.00		Y				1
HTH 212	LM	2/1/2020	abolish	54065	REGISTERED PROF NURSE VII	N	SR25	29	PERM	1.00	*							
HTH 212	LM	8/1/2020	abolish	57341	OUTPATIENT CLINICAL ASST FP	N	HE06	10	PERM	1.00	*							
HTH 212	LM	6/15/2018		58257	OUTPATIENT CLINICAL ASST FP	N	HE06	10	PERM	1.00	BUDGETED	44,184.00	44,184.00	Y				1
HTH 212	LM	8/1/2020	abolish	109559	STAFF PHYSICIAN	Y		0	PERM	1.00	*							
HTH 212	LM	11/18/2019	abolish	109750	STAFF PHYSICIAN	Y		0	TEMP	0.30	*							
HTH 212	LM	7/8/2016	abolish	109562	PHYSICIAN (EXTENDER)	Y		0	PERM	1.00	*							
HTH 212	LM	12/2/2019	abolish	109755	PHYSICIAN (EXTENDER)	Y		0	PERM	1.00	*							
HTH 212	LM	11/22/2019	abolish	58255	LICENSED PRACTICAL NURSE FP	N	HE08	10	PERM	1.00	*							
HTH 212	LM	4/1/2019	abolish	109725	STAFF PHYSICIAN	Y		0	PERM	1.00	*							

Department of Health - Hawaii Health Systems Corporation
Vacancy Report as of November 30, 2020

Prog ID	Sub-Org	Date of Vacancy	Expected Fill Date	Position	PosDescription	Exempt (Y/N)	SR Level	BU Code	Perm/Temp (P/T)	FTE	MOF	Budgeted Amount	Actual Salary Last Paid	Authority to Hire (Y/N)	Occupied by 89 Day Hire (Y/N)	# of 89 Hire Appts	Describe if Filled by other Means	Priority # to Retain
HTH 212	LM	12/25/2017	abolish	109561	PHYSICIAN (EXTENDER)	Y			0 PERM	0.80	*							
HTH 212	LM	11/1/2020	1/16/2021	20755	REGISTERED PROF NURSE III	N	SR20		9 PERM	1.00	BUDGETED	108,792.00	108,792.00	Y				1
HTH 212	LM	8/3/2020	2/1/2021	59212	REGISTERED PROF NURSE III	N	SR20		9 TEMP	0.50	NOT BUDG	96,732.00		Y				1
HTH 212	LM	8/15/2020		59051	IMAGING SPECIALIST II	N	SR18		13 PERM	1.00	NOT BUDG	47,196.00		Y			Agency	1
HTH 212	LM	12/31/2019		23793	IMAGING SPECIALIST IV	N	SR22		13 PERM	1.00	BUDGETED	52,956.00		Y			Agency	1
HTH 212	LM	4/1/2019		55850	IMAGING SPECIALIST IV	N	SR22		13 PERM	1.00	BUDGETED	52,956.00		Y			Agency	1
HTH 212	LM	11/30/2020		59224	PHARMACY TECHNICIAN FP	N	HE06		10 TEMP	0.50	NOT BUDG	21.24		Y				1
HTH 212	LM	10/16/2020	abolish	31849	RESPIRATORY THERAPY SUPVR	N	HE13		10 PERM	1.00	*							
HTH 212	LM	2/26/2016	2/16/2021	56131	PHYSICAL THERAPIST III	N	SR20		13 PERM	1.00	BUDGETED	48,948.00		Y			Agency	1
HTH 212	LM	7/16/2020	abolish	58681	KITCHEN HELPER	N	BC02		1 PERM	1.00	BUDGETED	43,764.00		N				
HTH 212	LM	9/25/2019		109745	HOSP EXECUTIVE CHEF	Y			0 PERM	1.00	BUDGETED	77,631.00		Y			TA currently	1
HTH 212	LM	11/30/2020	1/4/2021	59223	PURCHASING TECHNICIAN II	N	SR13		3 TEMP	1.00	NOT BUDG	18.38		Y				1
HTH 212	LM	7/1/2020	abolish	55938	STOREKEEPER I	N	SR11		3 PERM	1.00	*							
HTH 212	LM	3/9/2020		109759	STUDENT HELPER I	Y			0 TEMP	0.48	BUDGETED	10.10		Y				2
HTH 212	LM	9/1/2019	TA Only	58944	ENVIRMTL SVCS SUPT II	N	SR24		4 TEMP	1.00	BUDGETED	60,936.00		N				
HTH 212	LM	3/14/2019	abolish	20902	ENVIRON SVCS WKR II	N	BC02		1 PERM	1.00	*		43,764.00	Y				1
HTH 212	LM	7/5/2016	TA Only	58273	BLDG MAINT WORKER II	N	WS09		1 TEMP	1.00	BUDGETED	62,268.00		N				
HTH 212	LM	11/22/2019	abolish	58950	INFO TECHNOLOGY SPCLT IV	N	SR22		13 PERM	1.00	*		52,956.00					
HTH 212	LM	6/7/2019	abolish	58937	REGISTERED PROF NURSE IV	N	SR22		9 PERM	1.00	*		101,418.00					
HTH 212	LM	2/29/2020	abolish	30859	ACCOUNTANT I	N	SR16		13 PERM	1.00	*		41,856.00	Y				
HTH 212	LM	11/16/2020	abolish	20909	FISCAL MANAGEMENT OFFCR	N	EM05		35 PERM	1.00	*							
HTH 212	LM	9/14/2020	1/16/2021	109769	ASST ADMR/REGIONAL COMPTROLLER	Y			0 PERM	1.00	NOT BUDG			Y				1
HTH 212	LM	3/1/2020	abolish	58750	PATIENT ACCESS REP I	N	SR11		3 TEMP	1.00	*							
HTH 212	LM	5/1/2020	abolish	58594	PATIENT ACCESS REP II	N	SR13		3 PERM	1.00	*							
HTH 212	LM	9/1/2020	2/1/2021	47694	PATIENT ACCOUNT REP II	N	SR13		3 PERM	1.00	BUDGETED	50,304.00		Y				1
HTH 212	LM	11/30/2020	2/1/2021	59226	PATIENT ACCOUNT REP II	N	SR13		3 TEMP	1.00	NOT BUDG	18.38		Y				1
HTH 212	LM	12/31/2019	abolish	58689	FISCAL MANAGEMENT OFFCR	N	EM05		35 PERM	1.00	*							
HTH 212	LM	3/1/2020	2/1/2021	56573	CLINIC RECEPTIONIST I	N	SR11		3 PERM	1.00	BUDGETED	34,020.00	34,020.00	Y				1
HTH 212	LM	7/1/2020	1/16/2021	55886	PATIENT ACCOUNT REP II	N	SR13		3 PERM	1.00	BUDGETED	36,732.00	36,732.00	Y				1
HTH 212	LM	9/1/2020	abolish	53777	HUMAN RESOURCES SPECIALIST V	N	SR24		73 PERM	1.00	*							
HTH 212	LM	7/9/2020	abolish	57738	HEALTH INFO TECH I	N	SR11		3 PERM	1.00	*							
HTH 212	LM	1/15/2020	abolish	59035	HEALTH INFO TECH I	N	SR11		3 PERM	1.00	*							
HTH 212	LM	5/20/2020	TA Only	59045	HEALTH INFO TECH IV	N	SR17		4 TEMP	1.00	BUDGETED	43,008.00		N				
HTH 212	LM	7/1/2019	abolish	58047	HEALTH INFO MGMT ADMR II	N	EM05		35 PERM	1.00	*							
HTH 212	LM	3/9/2020		109760	STUDENT HELPER I	Y			0 TEMP	0.48	BUDGETED	10.10		Y				2
HTH 212	LM	5/11/2020	abolish	58435	HEALTH UNIT CLERK II	N	SR10		3 PERM	1.00	*							
HTH 212	LM	11/16/2020	1/1/2021	59222	HOSP ENVIR/SAFETY OFCR I	N	SR16		13 PERM	1.00	NOT BUDG	43,620.00		Y			TA currently	1
HTH 212	LN	11/8/2020	1/16/2021	21781	REGISTERED PROF NURSE III	N	SR20		9 PERM	1.00	BUDGETED	103,548.00	103,548.00	Y				1
HTH 212	LN	12/1/2020		20782	REGISTERED PROF NURSE V	N	SR23		29 PERM	1.00	BUDGETED	131,064.00	131,064.00	Y			TA currently	1
HTH 212	LN	6/16/2020		58748	REGISTERED PROF NURSE III	N	SR20		9 PERM	1.00	BUDGETED	92,064.00	92,064.00	Y				1
HTH 212	LN	6/1/2020	abolish	59046	REGISTERED PROF NURSE III	N	SR20		9 TEMP	0.40	*							
HTH 212	LN	9/1/2020	1/16/2021	59209	REGISTERED PROF NURSE III	N	SR20		9 TEMP	1.00	NOT BUDG	96,732.00		Y				1
HTH 212	LN	11/29/2020	abolish	58050	CERTIFIED NURSE AIDE FP	N	HE04		10 PERM	1.00	*							
HTH 212	LN	8/17/2020		59214	CERTIFIED NURSE AIDE FP	N	HE04		10 TEMP	1.00	NOT BUDG	41,256.00		Y				1
HTH 212	LN	4/18/2017	abolish	109568	PER DIEM NURSE	N			79 TEMP	0.40	*							
HTH 212	LN	1/15/2018	abolish	109590	PER DIEM LPN	N			70 TEMP	0.30	*							
HTH 212	LN	1/1/2020		55747	IMAGING SPECIALIST III	N	SR20		13 PERM	1.00	BUDGETED	48,948.00	48,948.00	Y			Agency	1
HTH 212	LN	7/24/2020	2/1/2020	59053	KITCHEN HELPER	N	BC02		1 TEMP	0.80	BUDGETED	43,764.00	43,764.00	Y				1
HTH 212	LN	9/25/2019		109744	HOSP EXECUTIVE CHEF	Y			0 PERM	1.00	BUDGETED	77,631.00		Y			TA currently	2
HTH 212	LN	12/31/2019		48813	REGISTERED PROF NURSE IV	N	SR22		9 PERM	1.00	BUDGETED	101,484.00		Y				3
HTH 212	LN	12/8/2020		21798	PHARMACY TECHNICIAN FP	N	HE06		10 PERM	1.00	BUDGETED	44,184.00	44,184.00	Y				2
HTH 212	LN	10/16/2019	TA Only	59032	ENVIRON SVCS WKR III	N	WS02		1 PERM	1.00	BUDGETED	46,800.00		N				
HTH 212	LN	12/1/2020	TA Only	20814	BLDG MAINT WORKER I	N	BC09		1 PERM	1.00	BUDGETED			N				
HTH 212	LN	7/5/2016	TA Only	58274	BLDG MAINT WORKER II	N	WS09		1 TEMP	1.00	BUDGETED			N				
HTH 212	LN	8/16/2012	TA Only	57344	AUTOMOTIVE MECHANIC I	N	BC10		1 TEMP	1.00	BUDGETED			N				
HTH 212	LN	11/1/2018	abolish	20742	PRE AUDIT CLERK I	N	SR11		3 PERM	1.00	*							
HTH 212	LN	10/1/2017	abolish	58604	PATIENT ACCESS REP II	N	SR13		3 TEMP	0.20	*							
HTH 212	LN	9/1/2020		59036	PATIENT ACCESS REP II	N	SR13		3 TEMP	0.30	NOT BUDG	18.38		Y				1
HTH 212	LD	7/16/2019		43151	CLERK IV	N	SR10		3 PERM	1.00	B	34,558.51	41,364.00		N			
HTH 212	LD	9/18/2020		20481	REGISTERED PROF NURSE III	N	SR20		9 PERM	0.90	B	88,791.20	87,058.80		Y	2		
HTH 212	LD	9/1/2020	3/1/2021	20484	REGISTERED PROF NURSE III	N	SR20		9 PERM	0.90	B	97,908.78	97,912.80	Y	N		N	Y
HTH 212	LD	8/23/2020		20488	REGISTERED PROF NURSE III	N	SR20		9 PERM	0.90	B	103,358.72	100,353.60		N			

Department of Health - Hawaii Health Systems Corporation
Vacancy Report as of November 30, 2020

Prog ID	Sub-Org	Date of Vacancy	Expected Fill Date	Position	PosDescription	Exempt (Y/N)	SR Level	BU Code	Perm/Temp (P/T)	FTE	MOF	Budgeted Amount	Actual Salary Last Paid	Authority to Hire (Y/N)	Occupied by 89 Day Hire (Y/N)	# of 89 Hire Appts	Describe if Filled by other Means	Priority # to Retain
HTH 212	LD	9/8/2020	3/1/2021	54255	REGISTERED PROF NURSE III	N	SR20		9 PERM	0.90	B	89,661.70	97,912.80	Y	Y	1	N	Y
HTH 212	LD	4/16/2013		57748	REGISTERED PROF NURSE III	N	SR20		9 TEMP	0.10	B	0.00	9,436.80		Y	12		
HTH 212	LD	11/20/2020	1/25/2021	44742	NURSE AIDE FP	N	HE04		10 PERM	1.00	B	43,238.35	42,624.00	Y	Y	3	N	Y
HTH 212	LD	6/16/2020	1/16/2021	56333	REGISTERED PROF NURSE III	N	SR20		9 PERM	0.60	B	58,033.46	65,268.00	Y	N		N	Y
HTH 212	LD	2/12/2019		58879	REGISTERED PROF NURSE III	N	SR20		79 TEMP	0.10	B	9,672.24	9,436.80		Y	4		
HTH 212	LD	11/1/2020		20532	REGISTERED PROF NURSE III	N	SR20		9 PERM	1.00	B	123,660.12	123,060.00		N			
HTH 212	LD	9/20/2020		25290	REGISTERED PROF NURSE III	N	SR20		9 PERM	0.90	B	89,661.70	87,058.80		N			
HTH 212	LD	12/1/2020		41890	REGISTERED PROF NURSE III	N	SR20		9 PERM	0.90	B	97,908.78	97,912.80		N			
HTH 212	LD	9/1/2020		57794	REGISTERED PROF NURSE III	N	SR20		9 PERM	0.90	B	97,908.78	97,912.80		N			
HTH 212	LD	10/1/2020		54630	REGISTERED PROF NURSE IV	N	SR22		9 PERM	1.00	B	129,815.20	126,036.00	N	N			
HTH 212	LD	2/6/2017	5/8/2020	57694	NURSE AIDE ENTRY	N	HE02		10 TEMP	0.10	B	0.00	38,076.00	Y	Y	4	N	
HTH 212	LD	10/31/2020		59097	NURSE AIDE ENTRY	N	HE02		10 TEMP	1.00	B	0.00	19.15		Y	4		Y
HTH 212	LD	12/1/2020	1/16/2021	47245	CLERK IV	N	SR10		3 PERM	1.00	B	34,997.84	34,020.00	Y	Y	2	N	Y
HTH 212	LD	11/9/2020		20491	REGISTERED PROF NURSE III	N	SR20		9 PERM	1.00	B	113,728.04	114,300.00		Y	1		
HTH 212	LD	6/11/2020	1/25/2021	41188	REGISTERED PROF NURSE III	N	SR20		9 PERM	0.50	B	0.00	55,752.00	Y	N		N	Y
HTH 212	LD	9/20/2020	1/25/2021	56323	REGISTERED PROF NURSE III	N	SR20		9 PERM	0.60	B	66,898.85	55,752.00	Y	N		N	Y
HTH 212	LD	9/20/2020		58611	REGISTERED PROF NURSE III	N	SR20		9 PERM	1.00	B	108,787.53	97,912.80		Y	1		
HTH 212	LD	8/9/2020	1/25/2021	58969	REGISTERED PROF NURSE III	N	SR20		9 PERM	0.90	B	89,661.70	97,912.80	Y	Y	1	N	Y
HTH 212	LD	9/20/2020	1/25/2021	58970	REGISTERED PROF NURSE III	N	SR20		9 PERM	0.90	B	96,954.31	97,912.80	Y	Y	1	N	Y
HTH 212	LD	7/1/2020		20478	REGISTERED PROF NURSE V	N	SR23		29 PERM	1.00	B	110,905.54	131,052.00	N	N			
HTH 212	LD	11/10/2020	1/1/2021	59230	CLINIC RECEPTIONIST III	N	SR13		3 PERM	1.00	B	0.00	-	Y	N		N	Y
HTH 212	LD	4/1/2020	1/31/2021	56002	SOCIAL WORKER I	N	SR16		13 PERM	1.00	B	46,762.47	48,948.00	Y	Y	1	N	N
HTH 212	LD	10/17/2020	1/16/2021	57359	CLINIC RECEPTIONIST I	N	SR11		3 PERM	1.00	B	35,993.16	35,340.00	Y	Y	2	N	Y
HTH 212	LD	12/1/2020	1/16/2021	59139	CLINIC RECEPTIONIST I	N	SR11		3 PERM	1.00	B	30,096.36	35,340.00	Y	Y	3	N	Y
HTH 212	LD	10/16/2020	12/14/2020	59141	CLINIC RECEPTIONIST I	N	SR11		3 PERM	1.00	B	30,096.36	38,220.00	Y	Y	2	N	Y
HTH 212	LD	10/1/2020	1/18/2020	58957	LICENSED PRACTICAL NURSE FP	N	HE08		10 PERM	1.00	B	57,690.55	58,248.00	Y	N		N	Y
HTH 212	LD	12/1/2019		109524	STAFF SURGEON	Y			0 TEMP	0.10	B	0.00	145,000.00	N	Y	1		
HTH 212	LD	11/1/2019		109702	STAFF SURGEON	Y			0 PERM	1.00	B	0.00	65,000.00	N	Y	1		
HTH 212	LD	11/1/2019		109730	STAFF SURGEON	Y			0 TEMP	0.10	B	0.00	115,000.00	N	Y	1		
HTH 212	LD	6/5/2020		20471	REGISTERED PROF NURSE III	N	SR20		9 PERM	1.00	B	120,058.37	117,132.00		N			
HTH 212	LD	7/13/2019		57882	REGISTERED PROF NURSE IV	N	SR22		9 PERM	1.00	B	106,619.09	148,104.00	N	N			
HTH 212	LD	9/16/2019		54608	CLERK IV	N	SR10		3 PERM	1.00	B	34,558.51	36,732.00		Y			2
HTH 212	LD	9/1/2020		56487	REGISTERED PROF NURSE III	N	SR20		9 PERM	0.60	B	91,437.50	68,580.00		N			
HTH 212	LD	9/1/2020	2/28/2021	45804	REGISTERED PROF NURSE IV	N	SR22		9 PERM	0.90	B	119,172.08	122,158.80	Y	Y	1	N	N
HTH 212	LD	9/18/2020	1/25/2021	44949	REGISTERED PROF NURSE III	N	SR20		9 PERM	1.00	B	0.00	105,429.60	Y	N		N	Y
HTH 212	LD	9/30/2020	1/4/2021	22729	CERTIFIED NURSE AIDE FP	N	HE04		10 PERM	1.00	B	45,067.68	44,184.00	Y	N		N	Y
HTH 212	LD	8/1/2020		50594	LICENSED PRACTICAL NURSE FP	N	HE08		10 PERM	0.60	B	31,579.20	30,960.00		N			
HTH 212	LD	6/16/2020		55010	LICENSED PRACTICAL NURSE FP	N	HE08		10 PERM	1.00	B	48,727.44	50,592.00		Y	2		
HTH 212	LD	4/1/2020		58823	SOCIAL WORKER II	N	SR18		13 PERM	1.00	B	47,199.15	48,324.00	N	N			
HTH 212	LD	9/16/2020		54256	REGISTERED PROF NURSE III	N	SR20		9 PERM	0.90	B	64,636.21	62,755.20		N			
HTH 212	LD	12/10/2019		57615	REGISTERED PROF NURSE III	N	SR20		9 TEMP	0.10	B	0.00	63,684.00		Y	3		
HTH 212	LD	11/1/2019		57308	REGISTERED PROF NURSE V	N	SR23		29 PERM	1.00	B	110,905.54	111,516.00	N	N			
HTH 212	LD	3/22/2020		54296	NURSE AIDE ENTRY	N	HE02		10 PERM	1.00	B	16,254.72	39,060.00		Y	1		
HTH 212	LD	7/29/2019	2/22/2021	57637	NURSE AIDE ENTRY	N	HE02		10 TEMP	0.10	B	4,063.68	3,801.60	Y	Y	3	N	Y
HTH 212	LD	10/18/2020	12/21/2020	57634	NURSE AIDE FP	N	HE04		10 TEMP	0.10	B	4,208.11	4,125.60	Y	Y	11	N	Y
HTH 212	LD	11/27/2020	2/22/2021	58022	EMERGENCY ROOM ASST ENTRY	N	HE06		10 PERM	1.00	B	47,101.29	45,948.00	Y	N	3	N	Y
HTH 212	LD	11/24/2014		58089	HOSP HAZ MTRLS SPCLT IV	N	SR22		13 TEMP	0.10	B	0.00	0.00	N	N			
HTH 212	LD	5/16/2019		58281	TRAUMA REGISTRAR TECH I	N	SR10		3 PERM	1.00	B	0.00	32,664.00		Y	1		
HTH 212	LD	10/10/2020	2/22/2021	59200	MEDICAL ASST FP	N	HE07		10 PERM	1.00	B	31,652.64	0.00	Y	N		N	Y
HTH 212	LD	1/11/2020		58026	REGISTERED PROF NURSE IV	N	SR22		9 PERM	0.90	B	88,849.24	110,667.60	N	N			
HTH 212	LD	3/14/2020	1/16/2021	56934	PATIENT ACCOUNT REP III	N	SR15		3 PERM	1.00	B	35,138.96	39,720.00	Y	Y	1	N	Y
HTH 212	LD	3/3/2017	1/16/2021	57894	PATIENT ACCOUNT REP III	N	SR15		3 PERM	1.00	B	32,495.58	28,212.00	Y	N		N	Y
HTH 212	LD	11/7/2019		58992	PATIENT FIN SVCS MGR I	N	SR24		13 PERM	1.00	B	0.00	0.00	N	N			
HTH 212	LD	11/20/2020		109505	ASST ADMR	Y			0 PERM	1.00	B	162,750.00	162,000.00	N	N			
HTH 212	LD	6/16/2020		58619	MANAGEMENT ANALYST III	N	SR20		13 PERM	1.00	B	53,595.30	52,008.00		N			
HTH 212	LD	9/13/2018		58709	SURGICAL TECHNICIAN FP	N	HE08		10 PERM	1.00	B	0.00	46,752.00		Y	2		
HTH 212	LD	11/10/2020	1/1/2021	22740	OPERATING ROOM AIDE ENTRY	N	HE02		10 PERM	1.00	B	44,186.40	39,840.00	Y	Y	1	N	Y
HTH 212	LD	5/15/2020		109721	STAFF PHYSICIAN	Y			0 PERM	1.00	B	0.00	43,680.00		Y	3		
HTH 212	LD	3/3/2020		58724	REGISTERED PROF NURSE III	N	SR20		9 PERM	0.90	B	78,048.65	83,974.80		N			
HTH 212	LD	12/16/2019	12/14/2020	58994	REGISTERED PROF NURSE III	N	SR20		79 TEMP	0.10	B	0.00	0.00	Y	N		N	Y
HTH 212	LD	12/16/2019		58995	REGISTERED PROF NURSE III	N	SR20		79 TEMP	0.10	B	9,672.24	0.00		N			
HTH 212	LD	8/18/2020	2/22/2021	20526	REGISTERED PROF NURSE III	N	SR20		9 PERM	1.00	B	108,787.53	108,792.00	Y	Y	3	N	Y

Department of Health - Hawaii Health Systems Corporation
 Vacancy Report as of November 30, 2020

Prog ID	Sub-Org	Date of Vacancy	Expected Fill Date	Position	PosDescription	Exempt (Y/N)	SR Level	BU Code	Perm/Temp (P/T)	FTE	MOF	Budgeted Amount	Actual Salary Last Paid	Authority to Hire (Y/N)	Occupied by 89 Day Hire (Y/N)	# of 89 Hire Appts	Describe if Filled by other Means	Priority # to Retain
HTH 212	LD	6/17/2019	2/22/2021	41289	REGISTERED PROF NURSE III	N	SR20		9 PERM	1.00	B	80,602.03	54,396.00	Y	Y	3	N	Y
HTH 212	LD	10/16/2020	2/22/2021	58875	REGISTERED PROF NURSE III	N	SR20		9 PERM	1.00	B	114,296.88	114,300.00	Y	N		N	Y
HTH 212	LD	10/10/2020		58978	REGISTERED PROF NURSE V	N	SR23		29 PERM	1.00	B	110,905.54	124,764.00	N	Y	2		
HTH 212	LD	10/16/2020	1/4/2021	54669	CLINIC RECEPTIONIST II	N	SR12		3 PERM	1.00	B	35,993.16	36,732.00	Y	N		N	Y
HTH 212	LD	7/1/2017		54395	IMAGING TECHNOLOGIST	N	SR16		3 PERM	1.00	B	0.00	34,260.00	N	N			
HTH 212	LD	11/9/2019		26972	IMAGING SPECIALIST II	N	SR18		13 PERM	1.00	B	0.00	56,280.00	N	Y	3		
HTH 212	LD	2/13/2020	12/21/2020	40991	IMAGING SPECIALIST II	N	SR18		13 PERM	1.00	B	0.00	67,632.00	Y	N		N	Y
HTH 212	LD	7/17/2017	1/31/2021	58615	IMAGING SPECIALIST II	N	SR18		13 TEMP	0.30	B	0.00	0.00	Y	N		N	Y
HTH 212	LD	7/16/2019	2/1/2021	20450	IMAGING SPECIALIST III	N	SR20		13 PERM	1.00	B	0.00	71,232.00	Y	N		N	Y
HTH 212	LD	10/10/2017	2/22/2021	44743	IMAGING ASST ENTRY	N	HE04		10 PERM	1.00	B	41,261.04	40,116.00	Y	N		N	Y
HTH 212	LD	7/2/2016		57073	TUMOR REGISTRAR TECH II	N	SR12		3 PERM	1.00	B	37,389.72	48,024.00		N			
HTH 212	LD	12/6/2020		109129	STAFF PHYSICIAN	Y			0 PERM	1.00	B	0.00	44,720.00		N			
HTH 212	LD	9/5/2020	1/31/2021	54406	IMAGING SPECIALIST IV	N	SR22		13 PERM	1.00	B	87,169.73	82,764.00	Y	N		N	Y
HTH 212	LD	3/1/2019		55809	IMAGING SPECIALIST IV	N	SR22		13 PERM	1.00	B	104,220.00	97,692.00		N			
HTH 212	LD	10/5/2020		58098	IMAGING SPECIALIST IV	N	SR22		13 PERM	1.00	B	65,512.69	69,876.00		Y	1		
HTH 212	LD	11/23/2020	1/31/2021	59233	RESPIRATORY THERAPIST III	N	SR20		13 PERM	0.90	B	45,511.99	0.00	Y	N		N	Y
HTH 212	LD	11/23/2020	1/31/2021	59234	RESPIRATORY THERAPIST III	N	SR20		13 PERM	0.90	B	22,756.00	0.00	Y	N		N	Y
HTH 212	LD	11/23/2020	1/31/2021	59235	RESPIRATORY THERAPIST III	N	SR20		13 PERM	0.90	B	0.00	0.00	Y	N		N	Y
HTH 212	LD	10/24/2020	12/17/2020	58862	RESPIRATORY THERAPIST V	N	SR24		23 PERM	1.00	B	85,031.01	85,032.00	Y	N		N	Y
HTH 212	LD	3/16/2020	1/31/2021	26964	RESPIRATORY THERAPY TECH FP	N	HE12		10 PERM	1.00	B	62,481.28		Y	Y	1	N	Y
HTH 212	LD	11/7/2020		33106	RESPIRATORY THERAPY TECH FP	N	HE12		10 PERM	1.00	B	72,558.72	72,432.00		N			
HTH 212	LD	11/21/2020		54591	RESPIRATORY THERAPY TECH FP	N	HE12		10 PERM	0.60	B	0.00	36,396.00		Y	1		
HTH 212	LD	2/3/2020		55290	RESPIRATORY THERAPY TECH FP	N	HE12		10 PERM	1.00	B	62,481.28	59,472.00		Y	1		
HTH 212	LD	11/11/2020		58983	RESPIRATORY THERAPY ASST ENTRY	N	HE06		10 PERM	1.00	B	62,481.28	45,948.00		Y	2		
HTH 212	LD	12/29/2018		20443	PHYSICAL THERAPIST III	N	SR20		13 PERM	1.00	B	0.00	72,528.00		N			
HTH 212	LD	4/7/2020		20445	PHYSICAL THERAPIST III	N	SR20		13 PERM	0.50	B	44,704.13	26,478.00		N			
HTH 212	LD	8/6/2014		54992	PHYSICAL THERAPIST III	N	SR20		13 PERM	0.80	B	0.00	25,650.00		N			
HTH 212	LD	6/9/2009		56647	PHYSICAL THERAPIST III	N	SR20		13 TEMP	0.30	B	0.00	21.06		Y	3		
HTH 212	LD	10/25/2016		57606	PHYSICAL THERAPIST III	N	SR20		13 PERM	0.50	B	0.00	13,604.40		Y	3		
HTH 212	LD	3/31/2016		55281	SPEECH PATHOLOGIST III	N	SR20		13 PERM	1.00	B	0.00	45,348.00		Y	1		
HTH 212	LD	9/15/2020		55729	SPEECH PATHOLOGIST III	N	SR20		13 PERM	1.00	B	59,035.05	55,200.00		N			
HTH 212	LD	2/2/2019		26530	OCCUPATIONAL THERAPIST III	N	SR20		13 PERM	1.00	B	0.00	73,824.00		N			
HTH 212	LD	1/3/2019		57605	OCCUPATIONAL THERAPIST III	N	SR20		13 PERM	1.00	B	0.00	50,916.00		N			
HTH 212	LD	12/6/2020		109184	STAFF SURGEON	Y			0 TEMP	1.00	B	0.00	24,960.00		Y	1		
HTH 212	LD	8/1/2019		58810	GRADUATE NURSE II	N	SR17		79 TEMP	0.10	B	0.00	0.00		N			
HTH 212	LD	8/1/2019		58811	GRADUATE NURSE II	N	SR17		79 TEMP	0.10	B	0.00	0.00		N			
HTH 212	LD	5/1/2020		58807	REGISTERED PROF NURSE II	N	SR18		9 PERM	0.90	B	0.00	0.00		N			
HTH 212	LD	5/1/2020		58808	REGISTERED PROF NURSE II	N	SR18		9 PERM	0.90	B	0.00	0.00		N			
HTH 212	LD	1/26/2020		58809	REGISTERED PROF NURSE II	N	SR18		9 PERM	0.90	B	0.00	0.00		N			
HTH 212	LD	10/16/2019		57521	REGISTERED PROF NURSE III	N	SR20		9 PERM	0.90	B	0.00	56,599.20		N			
HTH 212	LD	6/9/2018		58354	REGISTERED PROF NURSE III	N	SR20		9 PERM	0.60	B	0.00	44,020.80		Y	1		
HTH 212	LD	8/19/2020		58806	REGISTERED PROF NURSE III	N	SR20		9 PERM	0.90	B	0.00	0.00		N			
HTH 212	LD	6/1/2019		58812	REGISTERED PROF NURSE III	N	SR20		9 PERM	0.90	B	41,428.80	0.00		N			
HTH 212	LD	5/1/2020		20474	REGISTERED PROF NURSE IV	N	SR22		9 PERM	1.00	B	97,734.17	126,036.00	N	N			
HTH 212	LD	12/6/2020		109533	STAFF PHYSICIAN	Y			0 TEMP	0.10	B	20,800.00	20,800.00	N	Y	24		
HTH 212	LD	8/1/2020	21/21/20	58510	CLERK IV	N	SR10		3 PERM	1.00	B	47,914.70	34,020.00	Y	Y	1	N	Y
HTH 212	LD	6/13/2020		58706	DIETITIAN III	N	SR20		13 PERM	1.00	B	0.00	54,403.20	N	Y	2		
HTH 212	LD	10/10/2019	1/31/2021	58984	DIETITIAN III	N	SR20		13 PERM	0.70	B	38,980.57	0.00	Y	N		N	Y
HTH 212	LD	6/11/2020		20339	KITCHEN HELPER	N	BC02		1 PERM	1.00	B	43,758.00	42,900.00		Y	5		
HTH 212	LD	10/31/2020		20355	KITCHEN HELPER	N	BC02		1 PERM	1.00	B	43,758.00	43,764.00		Y	5		
HTH 212	LD	1/27/2020		47541	KITCHEN HELPER	N	BC02		1 PERM	1.00	B	43,758.00	0.00		N			
HTH 212	LD	11/30/2019		20328	HOSP ROOM SERVICE ATTENDANT	N	BC03		1 PERM	1.00	B	45,665.40	53,088.00		N			
HTH 212	LD	12/8/2020		20349	HOSP ROOM SERVICE ATTENDANT	N	BC03		1 PERM	1.00	B	44,994.24	45,000.00		Y	4		
HTH 212	LD	11/1/2017		20353	DIETARY AIDE	N	BC03		1 PERM	1.00	B	44,994.24	40,020.00		N			
HTH 212	LD	2/1/2017		58522	DIETARY AIDE	N	BC03		1 TEMP	0.10	B	3,749.52	0.00		N			
HTH 212	LD	3/25/2020		59084	LAUNDRY HELPER I	N	BC02		1 TEMP	1.00	B	0.00	0.00		N			
HTH 212	LD	10/2/2020	1/16/2021	57904	LAUNDRY WORKER I	N	BC03		1 PERM	1.00	B	44,994.24	45,000.00	Y	Y	10	N	Y
HTH 212	LD	12/1/2019		57644	CLERK IV	N	SR10		3 TEMP	1.00	B	0.00	32,664.00		Y	3		
HTH 212	LD	11/2/2020	1/4/2021	58221	CLERK IV	N	SR10		3 PERM	1.00	B	46,867.54	44,724.00	Y	Y	2	N	Y
HTH 212	LD	10/16/2020	1/16/2021	58381	CLERK IV	N	SR10		3 TEMP	1.00	B	0.00	34,020.00	Y	Y	1	N	Y
HTH 212	LD	3/30/2020		56938	SOCIAL SVC ASST IV	N	SR11		3 PERM	1.00	B	35,993.16	34,020.00		Y	1		
HTH 212	LD	4/18/2017		58388	SOCIAL SVC ASST IV	N	SR11		3 TEMP	1.00	B	35,993.16	30,468.00		Y	1		

Department of Health - Hawaii Health Systems Corporation
Vacancy Report as of November 30, 2020

Prog ID	Sub-Org	Date of Vacancy	Expected Fill Date	Position	PosDescription	Exempt (Y/N)	SR Level	BU Code	Perm/Temp (P/T)	FTE	MOF	Budgeted Amount	Actual Salary Last Paid	Authority to Hire (Y/N)	Occupied by 89 Day Hire (Y/N)	# of 89 Hire Appts	Describe if Filled by other Means	Priority # to Retain
HTH 212	LD	12/29/2018		20318	SOCIAL SVC ASST V	N	SR13		3 PERM	1.00	B	32,495.58	45,900.00		N			
HTH 212	LD	2/7/2019	2/1/2021	58716	SOCIAL WORKER II	N	SR18		13 PERM	0.90	B	0.00	44,323.20	Y	Y	2	N	Y
HTH 212	LD	2/2/2019		58717	SOCIAL WORKER III	N	SR20		13 PERM	0.60	B	0.00	30,319.20	N	Y	1		
HTH 212	LD	12/1/2018	3/1/2021	54299	SOCIAL WORKER IV	N	SR22		13 PERM	1.00	B	42,511.34	57,324.00	Y	N		N	Y
HTH 212	LD	2/18/2020		55742	REGISTERED PROF NURSE IV	N	SR22		9 PERM	1.00	B	106,619.09	122,964.00		N			
HTH 212	LD	10/1/2019		56329	STOREKEEPER I	N	SR11		3 PERM	1.00	B	35,679.02	41,364.00		N			
HTH 212	LD	8/1/2019		54661	CENTRAL SUPPLY TECHNICIAN II	N	SR14		4 PERM	1.00	B	50,229.61	52,296.00		N			
HTH 212	LD	8/31/2019		54675	STERILE PROCESSING SUPVR II	N	SR17		4 PERM	1.00	B	57,132.00	52,296.00		N			
HTH 212	LD	12/1/2020		20440	PHARMACIST III	N	SR26		23 PERM	1.00	B	84,743.37	99,468.00	N	N			
HTH 212	LD	11/14/2017		58722	PROCUREMENT & SUPPLY SPCLT III	N	SR20		13 PERM	1.00	B	42,511.34	0.00		N			
HTH 212	LD	4/16/2019	1/16/2021	58913	ENVIRON SVCS WKR II	N	BC02		1 TEMP	1.00	B	43,758.00	42,920.00	Y	Y	1	N	Y
HTH 212	LD	3/25/2020		59086	ENVIRON SVCS WKR II	N	BC02		1 TEMP	1.00	B	0.00	0.00		N			
HTH 212	LD	3/25/2020	1/16/2021	59087	ENVIRON SVCS WKR II	N	BC02		1 TEMP	1.00	B	0.00	0.00	Y	N		N	Y
HTH 212	LD	3/25/2020		59088	ENVIRON SVCS WKR II	N	BC02		1 TEMP	1.00	B	0.00	0.00		N			
HTH 212	LD	3/25/2020		59090	ENVIRON SVCS WKR II	N	BC02		1 TEMP	1.00	B	0.00	0.00		N			
HTH 212	LD	3/25/2020		59092	ENVIRON SVCS WKR II	N	BC02		1 TEMP	1.00	B	0.00	0.00		N			
HTH 212	LD	3/25/2020		59126	ENVIRON SVCS WKR II	N	BC02		1 TEMP	1.00	B	0.00	0.00		N			
HTH 212	LD	3/25/2020		59134	ENVIRON SVCS WKR II	N	BC02		1 TEMP	1.00	B	0.00	0.00		N			
HTH 212	LD	3/25/2020		59135	ENVIRON SVCS WKR II	N	BC02		1 TEMP	1.00	B	0.00	0.00		N			
HTH 212	LD	3/25/2020		59136	ENVIRON SVCS WKR II	N	BC02		1 TEMP	1.00	B	0.00	0.00		N			
HTH 212	LD	5/1/2018		20362	ENVIRON SVCS SUPERVISOR I	N	F-102		2 PERM	1.00	B	0.00	0.00		N			
HTH 212	LD	9/17/2018		58335	BLDG & GRDS SUPVR II	N	F-209		2 PERM	1.00	B	58,526.79	0.00	N	N			
HTH 212	LD	12/2/2019		47556	BLDG & GRDS UTILITY WORKER	N	BC05		1 PERM	1.00	B	0.00	47,148.00		Y	2		
HTH 212	LD	1/1/2019	1/1/2021	53422	BLDG & GRDS UTILITY WORKER	N	BC05		1 PERM	1.00	B	48,666.24	0.00	Y	N		N	Y
HTH 212	LD	11/23/2019		58920	AIR CONDITIONING MECHANIC I	N	BC10		1 PERM	1.00	B	50,745.00	58,992.00	N	Y	1		
HTH 212	LD	11/21/2020	12/16/2020	54862	BIOMED ENG SUPVR	N	F-214		2 PERM	1.00	B	85,337.63	84,816.00	Y	N		N	Y
HTH 212	LD	9/9/2020		58877	MANAGEMENT ANALYST IV	N	SR22		13 PERM	1.00	B	68,250.00	0.00	N	N			
HTH 212	LD	10/10/2020	1/31/2021	109650	ASST ADMR/SPECIAL/CONSTR PROJ	Y			0 PERM	1.00	B	85,575.00	81,500.00	Y	N		N	Y
HTH 212	LD	9/15/2020	1/31/2021	109582	ASST ADMR	Y			0 PERM	1.00	B	0.00	0.00	Y	N		N	Y
HTH 212	LD	7/1/2020	1/31/2021	56852	INFO TECHNOLOGY SPCLT IV	N	SR22		13 PERM	1.00	B	56,846.47	54,096.00	Y	Y	3	N	Y
HTH 212	LD	8/17/2020		58292	MANAGEMENT ANALYST IV	N	SR22		13 PERM	1.00	B	55,190.74	55,200.00	N	Y	1		
HTH 212	LD	3/7/2020	1/31/2021	20689	ACCOUNTANT V	N	SR24		13 PERM	1.00	B	50,238.21	60,900.00	Y	N		N	Y
HTH 212	LD	10/1/2020		26962	PRE AUDIT CLERK I	N	SR11		3 PERM	1.00	B	37,389.72	0.00		N			
HTH 212	LD	2/3/2020	3/1/2021	55592	PRE AUDIT CLERK I	N	SR11		3 PERM	1.00	B	30,096.36	34,020.00	Y	Y	3	N	Y
HTH 212	LD	12/16/2019	1/4/2021	20303	PATIENT ACCOUNT REP I	N	SR11		3 TEMP	0.10	B	35,138.96	54,432.00	Y	N		N	Y
HTH 212	LD	7/15/2020		56846	PATIENT ACCOUNT REP II	N	SR13		3 PERM	1.00	B	38,862.46	38,220.00		N			
HTH 212	LD	8/1/2019	1/16/2021	47263	PATIENT ACCOUNT REP III	N	SR15		3 PERM	1.00	B	30,096.36	46,476.00	Y	N		N	Y
HTH 212	LD	8/24/2019	2/1/2021	53732	PATIENT ACCOUNT REP III	N	SR15		3 PERM	1.00	B	35,138.96	39,720.00	Y	Y	1	N	Y
HTH 212	LD	7/1/2017		57901	PATIENT ACCOUNT REP IV	N	SR17		3 PERM	1.00	B	45,502.46	0.00		N			
HTH 212	LD	3/2/2013		108552	STUDENT HELPER I	Y			0 TEMP	0.48	B	0.00	0.00		N			
HTH 212	LD	11/11/2020		20310	PATIENT ACCESS REP I	N	SR11		3 PERM	1.00	B	32,495.58	35,340.00		Y	2		
HTH 212	LD	11/25/2019	12/14/2020	26441	PATIENT ACCESS REP I	N	SR11		3 PERM	1.00	B	32,495.58	34,020.00	Y	Y	2	N	Y
HTH 212	LD	8/1/2020	1/4/2021	55977	PATIENT ACCESS REP I	N	SR11		3 PERM	1.00	B	35,993.16	0.00	Y	N		N	Y
HTH 212	LD	11/30/2020	12/14/2020	20315	PATIENT ACCESS REP II	N	SR13		3 PERM	1.00	B	45,502.46	44,724.00	Y	N		N	Y
HTH 212	LD	1/16/2018		56651	PATIENT ACCESS REP II	N	SR13		3 PERM	0.50	B	16,247.79	0.00		N			
HTH 212	LD	4/1/2020		31185	PATIENT ACCESS REP III	N	SR15		3 PERM	1.00	B	44,502.27	50,304.00		N			
HTH 212	LD	12/1/2017		21489	PATIENT ACCESS REP IV	N	SR17		3 PERM	1.00	B	38,047.74	47,868.00		N			
HTH 212	LD	3/18/2020		59004	PATIENT FINANCIAL COUNSELOR	N	SR15		3 PERM	1.00	B	49,171.61	0.00		N			
HTH 212	LD	6/1/2013		108551	STUDENT HELPER I	Y			0 TEMP	0.48	B	17,146.08	7.25		N			
HTH 212	LD	11/3/2019		26470	PATIENT ACCESS REP I	N	SR11		3 TEMP	0.25	B	8,998.29	16.99		Y	5		
HTH 212	LD	7/7/2020	1/4/2021	47403	PATIENT ACCESS REP I	N	SR11		3 PERM	1.00	B	35,993.16	35,340.00	Y	Y	1	N	Y
HTH 212	LD	1/27/2020		55976	PATIENT ACCESS REP I	N	SR11		3 PERM	1.00	B	35,993.16	34,020.00		Y	2		
HTH 212	LD	5/19/2017		58616	PATIENT ACCESS REP I	N	SR11		3 TEMP	0.10	B	3,599.32	14.94		Y	3		
HTH 212	LD	8/21/2015		101977	STUDENT HELPER I	Y			0 TEMP	0.48	B	0.00	0.00		N			
HTH 212	LD	7/16/2020		57303	CLERK IV	N	SR10		3 PERM	1.00	B	35,595.27	32,664.00		Y	3		
HTH 212	LD	12/1/2020	1/31/2021	101622	MEDICAL DIRECTOR	Y			0 PERM	1.00	B	115,500.00	120,000.00	Y	N		N	Y
HTH 212	LD	5/1/2020		58526	HUMAN RESOURCES CLERK III	N	SR09		63 TEMP	1.00	B	0.00	31,440.00	N	Y	1		
HTH 212	LD	10/14/2019		58986	HUMAN RESOURCES CLERK IV	N	SR11		63 PERM	1.00	B	16,985.28	0.00	N	N			
HTH 212	LD	12/1/2020	1/31/2021	53899	HUMAN RESOURCES SPECIALIST II	N	SR18		73 PERM	1.00	B	35,936.03	47,196.00	Y	Y	2	N	Y
HTH 212	LD	11/17/2020	1/31/2021	58859	HUMAN RESOURCES SPECIALIST II	N	SR18		73 PERM	1.00	B	51,778.81	47,196.00	Y	Y	1	N	Y
HTH 212	LD	10/14/2019		58985	HUMAN RESOURCES SPECIALIST III	N	SR20		73 PERM	1.00	B	0.00	0.00	N	N			
HTH 212	LD	10/31/2020		53898	HUMAN RESOURCES SPECIALIST V	N	SR24		73 PERM	1.00	B	71,794.77	72,684.00	N	N			

Department of Health - Hawaii Health Systems Corporation
Vacancy Report as of November 30, 2020

Prog ID	Sub-Org	Date of Vacancy	Expected Fill Date	Position	PosDescription	Exempt (Y/N)	SR Level	BU Code	Perm/Temp (P/T)	FTE	MOF	Budgeted Amount	Actual Salary Last Paid	Authority to Hire (Y/N)	Occupied by 89 Day Hire (Y/N)	# of 89 Hire Appts	Describe if Filled by other Means	Priority # to Retain
HTH 212	LD	11/10/2020	1/4/2021	59204	HUMAN RESOURCES OFFICER	N	EM03	35	PERM	1.00	B	77,968.80	0.00	Y	N	N		Y
HTH 212	LD	11/17/2020	2/22/2021	59196	MEDICAL ASST FP	N	HE07	10	TEMP	1.00	B	0.00	45,948.00	Y	Y	1	N	Y
HTH 212	LD	7/5/2016		58382	HEALTH INFO CLK I	N	SR08	3	TEMP	1.00	B	26,752.32	30,243.20		Y	3		
HTH 212	LD	8/4/2017		58383	HEALTH INFO CLK I	N	SR08	3	TEMP	0.10	B	26,752.32	28,724.80		Y	1		
HTH 212	LD	12/1/2019		20695	HEALTH INFO TECH II	N	SR13	3	PERM	1.00	B	32,495.58	39,720.00		N			
HTH 212	LD	3/1/2019	3/1/2021	26958	CODER III	N	SR17	3	PERM	1.00	B	38,047.74	41,364.00	Y	N		N	Y
HTH 212	LD	3/1/2019	3/1/2021	56317	CODER III	N	SR17	3	PERM	1.00	B	38,047.74	48,348.00	Y	N		N	Y
HTH 212	LD	5/1/2018	3/1/2021	20694	CODER IV	N	SR19	3	PERM	1.00	B	48,818.45	35,472.00	Y	N		N	Y
HTH 212	LD	1/6/2018		108605	STUDENT HELPER I	Y		0	TEMP	0.48	B	0.00	0.00					
HTH 212	LD	11/12/2013		57893	CLERK IV	N	SR10	3	TEMP	0.10	B	34,558.51	0.00					
HTH 212	LD	8/19/2020	1/4/2021	59181	CERTIFIED NURSE AIDE FP	N	HE04	10	PERM	1.00	B	41,261.04	0.00	Y			N	Y
HTH 212	LD	1/8/2019	5/27/2020	53712	NURSE AIDE ENTRY	N	HE02	10	TEMP	0.10	B	41,261.04	41,592.00	Y	N		N	Y
HTH 212	LD	6/17/2014	8/10/2020	58006	NURSE AIDE ENTRY	N	HE02	10	TEMP	0.10	B	0.00	0.00	Y	N		N	Y
HTH 212	LD	11/1/2018	6/1/2020	58008	NURSE AIDE ENTRY	N	HE02	10	TEMP	0.10	B	0.00	0.00	Y	N		N	Y
HTH 212	LD	3/30/2016		58304	NURSE AIDE FP	N	HE04	10	TEMP	0.10	B	0.00	0.00		N			
HTH 212	LD	10/22/2020	2/22/2021	59201	NURSE AIDE FP	N	HE04	10	TEMP	0.10	B	0.00	0.00	Y	N		N	Y
HTH 212	LD	10/22/2020	2/22/2021	59202	NURSE AIDE FP	N	HE04	10	TEMP	0.10	B	0.00	0.00	Y	N		N	Y
HTH 212	LD	1/1/2020		109704	DIRECTOR OF NURSING	Y		0	PERM	1.00	B	0.00	126,924.00	N	N			
HTH 212	LD	3/22/2020		109402	PER DIEM CNA	N		70	TEMP	0.10	B	0.00	4,332.64		Y	11		
HTH 212	LD	8/19/2020	10/1/2020	59183	NURSE AIDE FP	N	HE04	10	TEMP	0.10	B	4,126.10	0.00	Y	N		N	Y
HTH 212	LD	8/19/2020	1/11/2021	59192	NURSE AIDE FP	N	HE04	10	TEMP	0.10	B	4,126.10	0.00	Y	N		N	Y
HTH 212	LD	8/19/2020	2/22/2021	59193	NURSE AIDE FP	N	HE04	10	TEMP	0.10	B	0.00	0.00	Y	N		N	Y
HTH 212	LD	11/5/2020		20520	REGISTERED PROF NURSE IV	N	SR22	9	PERM	1.00	B	131,001.42	129,192.00	N	N			
HTH 212	LD	10/31/2020		58223	REGISTERED PROF NURSE IV	N	SR22	9	PERM	1.00	B	24,991.15	119,964.00	N	N			
HTH 212	LD	11/29/2020	12/19/2020	59137	REGISTERED PROF NURSE IV	N	SR22	9	TEMP	0.50	B	122,356.66	119,964.00	Y	N		N	Y
HTH 212	LE	12/1/2020	1/4/2021	21681	RECREATIONAL AIDE FP	N	HE06	10	PERM	1.00	B	47,772.72	47,772.00	Y	N		N	Y
HTH 212	LE	7/7/2020		57473	REGISTERED PROF NURSE III	N	SR20	9	TEMP	0.10	B	9,672.24	9,672.24	N	Y	7		
HTH 212	LE	3/19/2020	2/1/2021	57788	REGISTERED PROF NURSE III	N	SR20	9	PERM	0.50	B	0.00	92,064.00	Y	Y	1	N	Y
HTH 212	LE	7/6/2020	1/31/2021	58856	REGISTERED PROF NURSE III	N	SR20	9	TEMP	0.10	B	96,722.44	0.00	Y	N		N	Y
HTH 212	LE	5/16/2018		58625	REGISTERED PROF NURSE IV	N	SR22	9	TEMP	1.00	B	0.00	0.00	N	N			
HTH 212	LE	4/27/2020		49449	CERTIFIED NURSE AIDE ENTRY	N	HE02	10	PERM	1.00	B	42,086.26	40,452.00	N	Y	2		
HTH 212	LE	11/2/2020		57891	CERTIFIED NURSE AIDE ENTRY	N	HE02	10	TEMP	0.10	B	3,984.12	3,983.20	N	Y	3		
HTH 212	LE	10/13/2020	12/21/2020	20214	CERTIFIED NURSE AIDE FP	N	HE04	10	PERM	1.00	B	44,186.40	44,184.00	Y	N		N	Y
HTH 212	LE	1/2/2020		49448	CERTIFIED NURSE AIDE FP	N	HE04	10	PERM	1.00	B	0.00	42,996.00	N	N			
HTH 212	LE	11/2/2020	12/14/2020	49457	CERTIFIED NURSE AIDE FP	N	HE04	10	PERM	1.00	B	42,498.87	42,624.00	Y	Y	2	N	Y
HTH 212	LE	9/30/2020	1/31/2021	49460	CERTIFIED NURSE AIDE FP	N	HE04	10	PERM	1.00	B	42,498.87	42,624.00	Y	Y	2	N	Y
HTH 212	LE	12/1/2020	1/31/2021	56841	CERTIFIED NURSE AIDE FP	N	HE04	10	PERM	1.00	B	44,186.40	41,256.00	Y	Y	1	N	Y
HTH 212	LE	10/10/2020	1/4/2021	59199	CERTIFIED NURSE AIDE FP	N	HE04	10	TEMP	0.10	B	0.00	0.00	Y	N		N	Y
HTH 212	LE	11/12/2013		57890	RESTORATIVE NURSE AIDE FP	N	HE04	10	TEMP	0.10	B	0.00	0.00	N	N			
HTH 212	LE	9/1/2020	3/1/2021	20215	LICENSED PRACTICAL NURSE FP	N	HE08	10	PERM	1.00	B	54,565.92	51,600.00	Y	N		N	Y
HTH 212	LE	9/8/2020		20218	LICENSED PRACTICAL NURSE FP	N	HE08	10	PERM	1.00	B	52,534.20	49,668.00	N	Y	2		
HTH 212	LE	11/16/2020		20552	LICENSED PRACTICAL NURSE FP	N	HE08	10	PERM	1.00	B	0.00	0.00	N				
HTH 212	LE	6/1/2020		53530	LICENSED PRACTICAL NURSE FP	N	HE08	10	PERM	1.00	B	52,534.20	48,696.00	N	Y	1		
HTH 212	LE	8/20/2020		56836	LICENSED PRACTICAL NURSE FP	N	HE08	10	PERM	1.00	B	0.00	0.00	N	N			
HTH 212	LE	7/22/2020	3/1/2021	59149	LICENSED PRACTICAL NURSE FP	N	HE08	10	TEMP	0.10	B	0.00	0.00	Y	N		N	Y
HTH 212	LE	6/29/2019	3/1/2021	55541	IMAGING SPECIALIST II	N	SR18	13	PERM	0.90	B	0.00	57,324.00	Y	N		N	Y
HTH 212	LE	9/25/2012		57619	IMAGING SPECIALIST II	N	SR18	13	TEMP	0.10	B	5,741.69	0.00	N				
HTH 212	LE	10/25/2014		57299	SPEECH PATHOLOGIST III	N	SR20	13	PERM	0.50	B	0.00	0.00	N				
HTH 212	LE	10/1/2014		55475	OCCUPATIONAL THERAPIST III	N	SR20	13	PERM	0.90	B	0.00	0.00	N				
HTH 212	LE	4/24/2018		109438	STAFF PHYSICIAN	Y		0	PERM	1.00	B	0.00	200,000.00	N	Y	6		
HTH 212	LE	1/1/2020	1/31/2021	57676	KITCHEN HELPER	N	BC02	1	TEMP	0.50	B	0.00	42,396.00	Y	Y	1	N	Y
HTH 212	LE	9/10/2020	12/21/2020	58346	DIETARY AIDE	N	BC03	1	PERM	1.00	B	44,994.24	45,000.00	Y	N	1	N	Y
HTH 212	LE	7/16/2019		57791	COOK II	N	BC08	1	TEMP	1.00	B	0.00	53,088.00	N	Y	2		
HTH 212	LE	11/23/2020	12/21/2020	58299	COOK II	N	BC08	1	PERM	1.00	B	50,231.94	54,804.00	Y	Y	1	N	Y
HTH 212	LE	8/12/2020	3/1/2021	59154	SOCIAL WORKER IV	N	SR22	13	TEMP	0.60	B	0.00	0.00	Y			N	Y
HTH 212	LE	3/25/2020	1/31/2021	59131	UTILITY WORKER	N	BC03	1	TEMP	1.00	B	44,990.40	0.00	Y			N	Y
HTH 212	LE	3/25/2020		59132	UTILITY WORKER	N	BC03	1	TEMP	1.00	B	0.00	0.00	N				
HTH 212	LE	3/25/2020		59133	UTILITY WORKER	N	BC03	1	TEMP	1.00	B	0.00	0.00	N				
HTH 212	LE	11/10/2020		59203	REGISTERED PROF NURSE IV	N	SR22	29	PERM	1.00	B	0.00	0.00	N				
HTH 212	LE	9/11/2020	12/21/2020	59106	NURSE AIDE ENTRY	N	HE02	10	TEMP	1.00	B	0.00	39,840.00	Y	Y	1	N	Y
HTH 212	LE	11/30/2020		59108	NURSE AIDE ENTRY	N	HE02	10	TEMP	1.00	B	0.00	39,840.00	N	Y	1		
HTH 212	LE	6/28/2017	2/1/2021	109632	DIRECTOR OF NURSING	Y		0	PERM	1.00	B	0.00	0.00	Y	N		N	Y

Department of Health - Hawaii Health Systems Corporation
Vacancy Report as of November 30, 2020

Prog ID	Sub-Org	Date of Vacancy	Expected Fill Date	Position	PosDescription	Exempt (Y/N)	SR Level	BU Code	Perm/Temp (P/T)	FTE	MOF	Budgeted Amount	Actual Salary Last Paid	Authority to Hire (Y/N)	Occupied by 89 Day Hire (Y/N)	# of 89 Hire Appts	Describe if Filled by other Means	Priority # to Retain
HTH 212	LH	12/22/2018		55478	REGISTERED PROF NURSE III	N	SR20		9 PERM	0.90	B	87,050.19	94,381.20	N	N			
HTH 212	LH	10/12/2020	12/19/2020	55683	REGISTERED PROF NURSE III	N	SR20		9 PERM	0.90	B	100,348.27	100,353.60	Y	N		N	Y
HTH 212	LH	6/28/2016		58352	REGISTERED PROF NURSE III	N	SR20		9 TEMP	0.30	B	87,050.19	26,170.56	N	Y	1		
HTH 212	LH	10/16/2020	1/31/2021	58627	CERTIFIED NURSE AIDE FP	N	HE04		10 TEMP	1.00	B	43,791.72	44,184.00	Y	Y		N	Y
HTH 212	LH	2/12/2020		54703	LICENSED PRACTICAL NURSE FP	N	HE08		10 PERM	0.90	B	51,603.84	50,220.00		N			
HTH 212	LH	9/21/2020	1/16/2021	57370	CLINIC RECEPTIONIST I	N	SR11		3 PERM	1.00	B	35,993.16	35,340.00	Y	Y	3	N	Y
HTH 212	LH	6/20/2020		58511	CLINIC RECEPTIONIST I	N	SR11		3 PERM	1.00	B	35,993.16	34,020.00		N			
HTH 212	LH	10/21/2020	1/16/2021	58621	CLINIC RECEPTIONIST I	N	SR11		3 PERM	1.00	B	35,993.16	35,340.00	Y	N		N	Y
HTH 212	LH	7/6/2020	12/22/2020	58622	CLINIC RECEPTIONIST I	N	SR11		3 PERM	1.00	B	30,096.36	35,340.00	Y	Y	1	N	Y
HTH 212	LH	12/1/2020	1/4/2021	58620	CLINIC RECEPTIONIST II	N	SR12		3 PERM	1.00	B	35,993.16	35,340.00	Y	Y	1	N	Y
HTH 212	LH	7/22/2020		59148	CLINIC SUPERVISOR	N	SR17		4 PERM	1.00	B	50,373.00	0.00	N	N			
HTH 212	LH	8/19/2020	1/25/2021	57270	LICENSED PRACTICAL NURSE FP	N	HE08		10 PERM	1.00	B	49,205.90	49,668.00	Y	Y	2	N	Y
HTH 212	LH	8/29/2020	1/11/2021	57802	LICENSED PRACTICAL NURSE FP	N	HE08		10 PERM	1.00	B	49,205.90	49,668.00	Y	Y	2	N	Y
HTH 212	LH	10/4/2017		58712	LICENSED PRACTICAL NURSE FP	N	HE08		10 TEMP	0.10	B	4,667.52	0.00		N			
HTH 212	LH	10/30/2020	1/25/2021	57428	MEDICAL ASST FP	N	HE07		10 PERM	1.00	B	49,669.92	49,668.00	Y	N		N	Y
HTH 212	LH	8/10/2020		109596	CLINIC OPERATIONS DIR	Y			0 PERM	1.00	B	0.00	0.00	N	N			
HTH 212	LH	8/1/2020		109182	STAFF PHYSICIAN	Y			0 TEMP	1.00	B	138,028.80	24,648.00	N	Y	17		
HTH 212	LH	7/1/2020		109448	STAFF PHYSICIAN	Y			0 PERM	1.00	B	0.00	210,000.00	N	Y	6		
HTH 212	LH	12/6/2020		109534	STAFF PHYSICIAN	Y			0 TEMP	0.10	B	20,800.00	20,800.00	N	Y	25		
HTH 212	LH	2/29/2020		58860	CLINIC SUPERVISOR	N	SR17		4 PERM	1.00	B	0.00	43,008.00	N	Y	1		
HTH 212	LH	3/23/2020	2/22/2021	59094	LICENSED PRACTICAL NURSE FP	N	HE08		10 PERM	1.00	B	39,810.60	0.00	Y	N		N	Y
HTH 212	LH	11/17/2020	2/22/2021	31616	OUTPATIENT CLINICAL ASST ENTRY	N	HE04		10 PERM	1.00	B	3,682.20	44,184.00	Y	N		N	Y
HTH 212	LH	11/1/2019		109738	STAFF PHYSICIAN	Y			0 PERM	0.80	B	0.00	0.00	N	N			
HTH 212	LH	12/1/2019		109736	PHYSICIAN (EXTENDER)	Y			0 PERM	1.00	B	0.00	0.00	N	N			
HTH 212	LH	6/17/2019		109739	PHYSICIAN (EXTENDER)	Y			0 PERM	1.00	B	0.00	0.00	N	N			
HTH 212	LH	11/6/2020	2/22/2021	58708	REGISTERED PROF NURSE III	N	SR20		9 PERM	1.00	B	119,957.51	117,144.00	Y	N		N	Y
HTH 212	LH	12/1/2019		109691	STAFF PHYSICIAN	Y			0 PERM	1.00	B	0.00	0.00	N	N			
HTH 212	LH	12/1/2019		109719	STAFF PHYSICIAN	Y			0 PERM	1.00	B	0.00	0.00	N	N			
HTH 212	LH	8/13/2019	12/14/2020	58975	LICENSED PRACTICAL NURSE FP	N	HE08		10 PERM	1.00	B	39,810.60	0.00	Y	N		N	Y
HTH 212	LH	12/6/2020		109708	STAFF PHYSICIAN	Y			0 TEMP	0.10	B	0.00	0.00	N	N			
HTH 212	LH	11/1/2019		109709	STAFF PHYSICIAN	Y			0 TEMP	1.00	B	0.00	0.00	N	N			
HTH 212	LH	1/1/2020		109710	STAFF PHYSICIAN	Y			0 TEMP	0.10	B	0.00	0.00	N	N			
HTH 212	LH	5/1/2020		109711	STAFF PHYSICIAN	Y			0 TEMP	0.10	B	0.00	0.00	N	N			
HTH 212	LH	2/1/2020		109382	PHYSICIAN (EXTENDER)	Y			0 PERM	0.60	B	0.00	0.00	N	N			
HTH 212	LH	3/18/2019	1/16/2021	38500	CLINIC RECEPTIONIST I	N	SR11		3 PERM	0.50	B	17,996.58	34,020.00	Y	Y	3	N	Y
HTH 212	LH	12/7/2020	1/16/2021	57431	CLINIC RECEPTIONIST I	N	SR11		3 PERM	1.00	B	37,275.32	35,340.00	Y	Y	1	N	Y
HTH 212	LH	1/1/2020		58402	CLINIC RECEPTIONIST I	N	SR11		3 TEMP	1.00	B	32,495.58	34,020.00	N	Y	5		
HTH 212	LH	3/27/2020		57628	CLINIC RECEPTIONIST II	N	SR12		3 PERM	1.00	B	37,389.72	35,340.00		Y	1		
HTH 212	LH	4/16/2020	1/4/2021	58528	SECRETARY I	N	SR12		3 PERM	1.00	B	31,264.12	36,732.00	Y	N		N	Y
HTH 212	LH	10/15/2019		58990	CLINIC MANAGER	N	SR20		13 PERM	1.00	B	0.00	0.00	N	N			
HTH 212	LH	5/1/2020	2/24/2020	58218	LICENSED PRACTICAL NURSE FP	N	HE08		10 PERM	1.00	B	39,810.60	45,576.00	Y	N		N	Y
HTH 212	LH	6/13/2020		109621	CLINIC OPERATIONS DIR	Y			0 PERM	1.00	B	73,500.00	70,000.00	N	N			
HTH 212	LH	10/15/2019	3/1/2021	58989	LICENSED PRACTICAL NURSE III	N	HE04		10 PERM	1.00	B	39,810.60	0.00	Y	N		N	Y
HTH 212	LH	12/1/2019		109485	STAFF PHYSICIAN	Y			0 PERM	0.90	B	0.00	0.00	N	N			
HTH 212	LH	3/19/2019		109707	PHYSICIAN (EXTENDER)	Y			0 TEMP	1.00	B	0.00	0.00	N	N			
HTH 212	LH	4/29/2019		58916	UTILITY WORKER	N	BC03		1 TEMP	0.50	B	0.00	0.00	N	N			
HTH 212	LF	7/16/2018		58786	REGISTERED PROF NURSE III	N	SR20		9 PERM	1.00								1
HTH 212	LF	9/1/2020		59017	REGISTERED PROF NURSE III	N	SR20		9 PERM	1.00								1
HTH 212	LF	1/28/2020		59016	REGISTERED PROF NURSE IV	N	SR22		9 PERM	1.00								1
HTH 212	LF	2/2/2010		108654	PER DIEM NURSE	N			79 TEMP	0.30								1
HTH 212	LF	9/28/2008		108655	PER DIEM NURSE	N			79 TEMP	0.30								1
HTH 212	LF	2/22/2009		108656	PER DIEM NURSE	N			79 TEMP	0.30								1
HTH 212	LF	2/15/2003		108657	PER DIEM NURSE	N			79 TEMP	0.30								1
HTH 212	LF	12/29/2013		109388	PER DIEM CNA	N			70 TEMP	0.30								1
HTH 212	LF	4/1/2011		109389	PER DIEM CNA	N			70 TEMP	0.30								1
HTH 212	LF	4/29/2017	2/28/2021	58172	PHYSICAL THERAPIST ASST FP	N	HE10		10 PERM	0.50		28,008.00		Y				1
HTH 212	LF	5/26/2017		58247	CERTIFIED NURSE AIDE ENTRY	N	HE02		10 PERM	1.00								1
HTH 212	LF	10/2/2017		58412	CERTIFIED NURSE AIDE ENTRY	N	HE02		10 PERM	1.00								1
HTH 212	LF	9/25/2015		58171	LICENSED PRACTICAL NURSE FP	N	HE08		10 PERM	0.60								1
HTH 212	LF	5/16/2016		58246	LICENSED PRACTICAL NURSE FP	N	HE08		10 PERM	1.00								1
HTH 212	LF	8/1/2008		109108	PER DIEM LPN	N			70 TEMP	0.30								1
HTH 212	LF	4/15/2020		59020	CERTIFIED NURSE AIDE FP	N	HE04		10 TEMP	1.00								1

Department of Health - Hawaii Health Systems Corporation
Vacancy Report as of November 30, 2020

Prog ID	Sub-Org	Date of Vacancy	Expected Fill Date	Position	PosDescription	Exempt (Y/N)	SR Level	BU Code	Perm/Temp (P/T)	FTE	MOF	Budgeted Amount	Actual Salary Last Paid	Authority to Hire (Y/N)	Occupied by 89 Day Hire (Y/N)	# of 89 Hire Appts	Describe if Filled by other Means	Priority # to Retain
HTH 212	LF	10/21/2016		58419	PHYSICAL THERAPIST III	N	SR20	13	PERM	1.00								1
HTH 212	LF	10/21/2016		58417	OCCUPATIONAL THERAPIST III	N	SR20	13	TEMP	0.50								1
HTH 212	LF	5/2/2020	2/28/2021	54269	ACTIVITIES COORDINATOR FP	N	HE10	10	PERM	1.00		56,016.00		Y				1
HTH 212	LF	5/4/2020		59026	KITCHEN HELPER	N	BC02	1	TEMP	0.75								1
HTH 212	LF	4/15/2020		59022	ENVIRON SVCS WKR II	N	BC02	1	PERM	1.00								1
HTH 212	LF	4/15/2020		59023	ENVIRON SVCS WKR II	N	BC02	1	PERM	1.00								1
HTH 212	LF	4/15/2020		59024	ENVIRON SVCS WKR II	N	BC02	1	TEMP	1.00								1
HTH 212	LG	6/24/2019		57231	REGISTERED PROF NURSE III	N	SR20	9	PERM	0.90								1
HTH 212	LG	11/27/2018	1/15/2021	108624	PER DIEM NURSE	N		79	TEMP	0.30				Y				1
HTH 212	LG	7/11/2019	1/20/2021	108635	PER DIEM NURSE	N		79	TEMP	0.30				Y				1
HTH 212	LG	12/29/2017	Abolished	109498	PER DIEM NURSE	N		79	TEMP	0.30			52.30					1
HTH 212	LG	10/15/2019		109661	PER DIEM NURSE	N		79	TEMP	0.30								1
HTH 212	LG	7/15/2020	2/1/2021	33880	HEALTH UNIT CLERK II	N	SR10	3	PERM	0.80		27,216.00		Y				1
HTH 212	LG	9/25/2020	2/28/2021	56827	REGISTERED PROF NURSE III	N	SR20	9	PERM	0.90		87,059.00		Y				1
HTH 212	LG	11/9/2020		57938	REGISTERED PROF NURSE III	N	SR20	9	PERM	0.90								1
HTH 212	LG	9/1/2020	2/1/2021	59159	CERTIFIED NURSE AIDE FP	N	HE04	10	PERM	1.00		41,256.00		Y				1
HTH 212	LG	11/15/2019	2/28/2021	55960	TELEMETRY TECHNICIAN FP	N	HE08	10	PERM	1.00		47,772.00		Y				1
HTH 212	LG	1/16/2014	Abolished	108621	PER DIEM NURSE	N		79	TEMP	0.30			52.30					1
HTH 212	LG	10/9/2020	Abolished	109629	PER DIEM CNA	N		70	TEMP	0.30			21.24					1
HTH 212	LG	11/9/2020		48780	REGISTERED PROF NURSE III	N	SR20	9	PERM	0.90								1
HTH 212	LG	10/1/2020		28498	REGISTERED PROF NURSE VII	N	SR25	29	PERM	1.00								1
HTH 212	LG	9/30/2020	12/15/2020	108630	PER DIEM NURSE	N		79	TEMP	0.30				Y				1
HTH 212	LG	3/24/2020	1/15/2021	108646	PER DIEM NURSE	N		79	TEMP	0.30				Y				1
HTH 212	LG	6/10/2020	Abolished	109673	PER DIEM CNA	N		70	TEMP	0.30			21.24					1
HTH 212	LG	6/16/2020	Abolished	109674	PER DIEM CNA	N		70	TEMP	0.30			21.24					1
HTH 212	LG	10/8/2020	Abolished	109675	PER DIEM CNA	N		70	TEMP	0.30			21.24					1
HTH 212	LG	11/17/2020	1/30/2021	58804	MEDICAL ASST FP	N	HE07	10	PERM	1.00		45,948.00		Y				1
HTH 212	LG	9/26/2017	1/3/2021	49427	REGISTERED PROF NURSE III	N	SR20	9	PERM	0.60		58,039.00	96,732.00	Y				1
HTH 212	LG	10/1/2019	12/2/2020	54002	REGISTERED PROF NURSE III	N	SR20	9	PERM	0.90		87,059.00	96,732.00	Y				1
HTH 212	LG	4/22/2019		57952	REGISTERED PROF NURSE III	N	SR20	9	PERM	0.90								1
HTH 212	LG	10/1/2020		57953	REGISTERED PROF NURSE III	N	SR20	9	PERM	0.75								1
HTH 212	LG	8/14/2018		108633	PER DIEM NURSE	N		79	TEMP	0.30								1
HTH 212	LG	2/19/2016		109287	PER DIEM NURSE	N		79	TEMP	0.30								1
HTH 212	LG	5/31/2019		109296	PER DIEM NURSE	N		79	TEMP	0.30								1
HTH 212	LG	12/22/2018		109677	PER DIEM CNA	N		70	TEMP	0.30								1
HTH 212	LG	10/22/2020		59164	CLERK IV	N	SR10	3	PERM	1.00								1
HTH 212	LG	12/31/2019		21860	REGISTERED PROF NURSE III	N	SR20	9	PERM	0.75								1
HTH 212	LG	1/18/2020		38483	REGISTERED PROF NURSE III	N	SR20	9	PERM	0.90								1
HTH 212	LG	8/29/2019		45813	REGISTERED PROF NURSE III	N	SR20	9	PERM	0.50								1
HTH 212	LG	8/18/2020	1/15/2021	49205	REGISTERED PROF NURSE III	N	SR20	9	PERM	0.90		87,059.00	96,732.00	Y				1
HTH 212	LG	6/2/2019	12/28/2020	55725	REGISTERED PROF NURSE III	N	SR20	9	PERM	0.60		52,235.00	96,732.00	Y				1
HTH 212	LG	9/1/2020	12/28/2020	56819	REGISTERED PROF NURSE III	N	SR20	9	PERM	0.75		65,294.00	96,732.00	Y				1
HTH 212	LG	7/23/2019	2/15/2021	57936	REGISTERED PROF NURSE III	N	SR20	9	PERM	0.90		87,059.00	96,732.00	Y				1
HTH 212	LG	10/30/2020	12/28/2020	59166	REGISTERED PROF NURSE III	N	SR20	9	PERM	0.90		87,059.00	96,732.00	Y				1
HTH 212	LG	7/20/2020		108626	PER DIEM NURSE	N		79	TEMP	0.30								1
HTH 212	LG	9/29/2017		108648	PER DIEM NURSE	N		79	TEMP	0.30								1
HTH 212	LG	12/4/2019		109501	PER DIEM NURSE	N		79	TEMP	0.30								1
HTH 212	LG	6/19/2019		109502	PER DIEM NURSE	N		79	TEMP	0.30								1
HTH 212	LG	9/30/2020		20255	REGISTERED PROF NURSE III	N	SR20	9	PERM	1.00								1
HTH 212	LG	6/30/2017		26140	REGISTERED PROF NURSE III	N	SR20	9	PERM	0.50								1
HTH 212	LG	11/10/2020	12/28/2020	38613	REGISTERED PROF NURSE III	N	SR20	9	PERM	0.90		87,059.00	96,732.00	Y				1
HTH 212	LG	9/1/2020		49204	REGISTERED PROF NURSE III	N	SR20	9	PERM	1.00								1
HTH 212	LG	9/16/2019		53781	REGISTERED PROF NURSE III	N	SR20	9	PERM	1.00								1
HTH 212	LG	1/6/2017		56812	REGISTERED PROF NURSE III	N	SR20	9	PERM	0.90								1
HTH 212	LG	7/23/2020		57401	REGISTERED PROF NURSE III	N	SR20	9	PERM	0.90								1
HTH 212	LG	11/27/2020		57656	REGISTERED PROF NURSE III	N	SR20	9	PERM	0.90								1
HTH 212	LG	12/5/2020		58413	REGISTERED PROF NURSE VI	N	SR24	29	PERM	1.00								1
HTH 212	LG	3/28/2019		108632	PER DIEM NURSE	N		79	TEMP	0.30								1
HTH 212	LG	3/30/2018		108636	PER DIEM NURSE	N		79	TEMP	0.30								1
HTH 212	LG	10/19/2017		109503	PER DIEM NURSE	N		79	TEMP	0.30								1
HTH 212	LG	11/4/2017	1/28/2021	109595	PER DIEM NURSE	N		79	TEMP	0.30				Y				1
HTH 212	LG	9/9/2019		109614	PER DIEM NURSE	N		79	TEMP	0.30								1

Department of Health - Hawaii Health Systems Corporation
 Vacancy Report as of November 30, 2020

Prog ID	Sub-Org	Date of Vacancy	Expected Fill Date	Position	PosDescription	Exempt (Y/N)	SR Level	BU Code	Perm/Temp (P/T)	FTE	MOF	Budgeted Amount	Actual Salary Last Paid	Authority to Hire (Y/N)	Occupied by 89 Day Hire (Y/N)	# of 89 Hire Appts	Describe if Filled by other Means	Priority # to Retain
HTH 212	LG	8/1/2019	Posted	56823	CLERK IV	N	SR10		3 PERM	1.00		34,020.00						1
HTH 212	LG	2/1/2019		30994	REGISTERED PROF NURSE III	N	SR20		9 PERM	1.00								1
HTH 212	LG	5/1/2019		34002	REGISTERED PROF NURSE III	N	SR20		9 PERM	1.00								1
HTH 212	LG	2/5/2018		58162	REGISTERED PROF NURSE III	N	SR20		9 PERM	1.00								1
HTH 212	LG	4/30/2019		46574	SURGICAL TECHNICIAN FP	N	HE08		10 PERM	1.00								1
HTH 212	LG	6/9/2017	Posted	53528	SURGICAL TECHNICIAN FP	N	HE08		10 PERM	1.00		47,772.00						1
HTH 212	LG	5/4/2018		58653	SURGICAL TECHNICIAN FP	N	HE08		10 TEMP	0.30								1
HTH 212	LG	12/28/2018	Posted	108634	PER DIEM NURSE	N			79 TEMP	0.30		52.30						1
HTH 212	LG	9/9/2017		109059	PER DIEM NURSE	N			79 TEMP	0.30								1
HTH 212	LG	8/5/2020	1/15/2021	57239	REGISTERED PROF NURSE III	N	SR20		9 PERM	0.50		48,366.00	96,732.00	Y				1
HTH 212	LG	7/6/2020		56967	CLERK IV	N	SR10		3 PERM	1.00								1
HTH 212	LG	4/16/2020		58787	CLERK IV	N	SR10		3 PERM	1.00								1
HTH 212	LG	11/3/2016		54896	IMAGING SPECIALIST II	N	SR18		13 PERM	1.00								1
HTH 212	LG	2/29/2020		22368	IMAGING SPECIALIST III	N	SR20		13 PERM	1.00								1
HTH 212	LG	11/14/2018		58788	REGISTERED PROF NURSE III	N	SR20		9 PERM	1.00								1
HTH 212	LG	10/16/2019		109747	PER DIEM NURSE	N			79 TEMP	0.30								1
HTH 212	LG	12/8/2006		55049	IMAGING SPECIALIST IV	N	SR22		13 TEMP	0.30								1
HTH 212	LG	12/4/2015		58230	IMAGING SPECIALIST IV	N	SR22		13 TEMP	0.30								1
HTH 212	LG	10/12/2013		55847	IMAGING MULTI SPCLT	N	SR23		13 PERM	1.00								1
HTH 212	LG	11/1/2014		55848	IMAGING MULTI SPCLT	N	SR23		13 PERM	1.00								1
HTH 212	LG	6/1/2016		58248	IMAGING MULTI SPCLT	N	SR23		13 PERM	1.00								1
HTH 212	LG	9/28/2016		35030	IMAGING SPECIALIST IV	N	SR22		13 PERM	1.00								1
HTH 212	LG	5/27/2020		41941	IMAGING SPECIALIST IV	N	SR22		13 PERM	1.00								1
HTH 212	LG	1/20/2017		55839	IMAGING SPECIALIST IV	N	SR22		13 PERM	1.00								1
HTH 212	LG	5/29/2014		57934	IMAGING MULTI SPCLT	N	SR23		13 PERM	1.00								1
HTH 212	LG	4/1/2018		58647	IMAGING MULTI SPCLT	N	SR23		13 PERM	1.00								1
HTH 212	LG	11/16/2020		58903	RESPIRATORY THERAPIST III	N	SR20		13 PERM	1.00								1
HTH 212	LG	12/1/2019		59008	RESPIRATORY THERAPIST III	N	SR20		13 PERM	0.90								1
HTH 212	LG	12/1/2019		59009	RESPIRATORY THERAPIST III	N	SR20		13 PERM	0.90								1
HTH 212	LG	1/1/2016		58409	PHYSICAL THERAPIST ASST FP	N	HE10		10 TEMP	0.30								1
HTH 212	LG	5/19/2020		58532	PHYSICAL THERAPIST III	N	SR20		13 PERM	0.60								1
HTH 212	LG	3/20/2013		57660	SPEECH PATHOLOGIST III	N	SR20		13 TEMP	0.30								1
HTH 212	LG	7/25/2018		20281	KITCHEN HELPER	N	BC02		1 PERM	1.00								1
HTH 212	LG	10/14/2019		58898	COOK III	N	WS08		1 PERM	1.00								1
HTH 212	LG	7/8/2017		28942	SOCIAL WORKER III	N	SR20		13 PERM	1.00								1
HTH 212	LG	1/11/2017		58530	SOCIAL WORKER III	N	SR20		13 TEMP	0.30								1
HTH 212	LG	10/6/2008		56421	CENTRAL SUPPLY AIDE III	N	SR10		3 TEMP	0.30								1
HTH 212	LG	1/9/2016		54893	PHARMACIST I	N	SR22		13 TEMP	0.30								1
HTH 212	LG	6/29/2020		59013	PHARMACIST II	N	SR24		13 PERM	1.00								1
HTH 212	LG	6/27/2020		47049	PHARMACY TECHNICIAN FP	N	HE06		10 PERM	1.00								1
HTH 212	LG	7/5/2017	Posted	58176	PHARMACY TECHNICIAN FP	N	HE06		10 PERM	1.00		44,184.00						1
HTH 212	LG	9/2/2020		56587	ENVIRON SVCS SUPERVISOR I	N	F-102		2 PERM	1.00								1
HTH 212	LG	8/3/2020		56825	INFO TECHNOLOGY SPCLT III	N	SR20		13 PERM	1.00								1
HTH 212	LG	8/3/2020		57509	INFO TECHNOLOGY SPCLT III	N	SR20		13 PERM	1.00								1
HTH 212	LG	11/17/2020	1/30/2021	59168	ACCOUNT CLERK IV	N	SR13		3 TEMP	1.00		38,220.00		Y				1
HTH 212	LG	12/30/2017		38349	PAYROLL CLERK	N	SR10		3 PERM	1.00								1
HTH 212	LG	12/12/2019		56423	ACCOUNT CLERK II	N	SR08		3 PERM	1.00								1
HTH 212	LG	3/16/2019		56425	PATIENT ACCOUNT REP I	N	SR11		3 PERM	1.00								1
HTH 212	LG	10/31/2020		45840	PATIENT ACCOUNT REP II	N	SR13		3 PERM	1.00								1
HTH 212	LG	3/18/2020		56581	PATIENT ACCESS REP I	N	SR11		3 PERM	1.00								1
HTH 212	LG	6/16/2012		57499	PATIENT ACCESS REP I	N	SR11		3 TEMP	0.30								1
HTH 212	LG	1/8/2013		57649	PATIENT ACCESS REP I	N	SR11		3 TEMP	0.30								1
HTH 212	LG	7/1/2016		58254	PATIENT ACCESS REP I	N	SR11		3 TEMP	0.30								1
HTH 212	LG	6/6/2020		26170	PATIENT ACCESS REP II	N	SR13		3 PERM	1.00								1
HTH 212	LG	9/16/2020		35784	PATIENT ACCESS REP II	N	SR13		3 PERM	1.00								1
HTH 212	LG	11/9/2020		43945	PATIENT ACCESS REP II	N	SR13		3 PERM	1.00								1
HTH 212	LG	6/19/2020		43946	PATIENT ACCESS REP II	N	SR13		3 PERM	1.00								1
HTH 212	LG	5/1/2020		34189	PATIENT ACCESS REP III	N	SR15		3 PERM	1.00								1
HTH 212	LG	8/1/2020		101605	CHIEF STRATEGIC OFFCR	Y			0 PERM	1.00								1
HTH 212	LG	8/30/2019		53627	INFO TECHNOLOGY SPCLT VI	N	SR26		13 PERM	1.00								1
HTH 212	LG	8/19/2019		57871	REGISTERED PROF NURSE IV	N	SR22		9 PERM	1.00								1
HTH 212	LG	6/11/2019		54528	HUMAN RESOURCES SPECIALIST V	N	SR24		73 PERM	1.00								1

Department of Health - Hawaii Health Systems Corporation
Vacancy Report as of November 30, 2020

Prog ID	Sub-Org	Date of Vacancy	Expected Fill Date	Position	PosDescription	Exempt (Y/N)	SR Level	BU Code	Perm/Temp (P/T)	FTE	MOF	Budgeted Amount	Actual Salary Last Paid	Authority to Hire (Y/N)	Occupied by 89 Day Hire (Y/N)	# of 89 Hire Appts	Describe if Filled by other Means	Priority # to Retain
HTH 212	LG	9/5/2013		49215	CLERK III	N	SR08		3 TEMP	1.00								1
HTH 212	LG	5/1/2020		56585	HEALTH INFO TECH I	N	SR11		3 PERM	1.00								1
HTH 212	LG	12/31/2019		41942	CODER I	N	SR13		3 PERM	1.00								1
HTH 212	LG	4/1/2015		39856	CODER III	N	SR17		3 PERM	1.00								1
HTH 212	LG	8/16/2014		58059	CODER III	N	SR17		3 TEMP	0.30								1
HTH 212	LG	11/7/2020	Posted	109286	PER DIEM NURSE	N			79 TEMP	0.30		52.30						1
HTH 212	LG	9/17/2020		108591	ASST HOSP ADMR/CNE	Y			0 PERM	1.00								1
HTH 212	LG	2/25/2020		27318	HEALTH UNIT CLERK II	N	SR10		3 PERM	0.90								1
HTH 212	LG	11/30/2020		56689	HEALTH UNIT CLERK II	N	SR10		3 PERM	0.90								1
HTH 212	LG	10/26/2019		58549	HEALTH UNIT CLERK II	N	SR10		3 PERM	1.00								1
HTH 212	LG	7/1/2018		58781	REGISTERED PROF NURSE II	N	SR18		9 TEMP	0.90								1
HTH 212	LG	5/30/2019		58782	REGISTERED PROF NURSE II	N	SR18		9 TEMP	0.90								1
HTH 212	LG	8/19/2019		58783	REGISTERED PROF NURSE II	N	SR18		9 TEMP	0.90								1
HTH 212	LG	10/30/2018		55607	REGISTERED PROF NURSE III	N	SR20		9 PERM	0.90								1
HTH 212	LG	7/8/2020		58552	REGISTERED PROF NURSE III	N	SR20		9 PERM	0.90								1
HTH 212	LG	10/5/2020		109776	PER DIEM NURSE	N			79 PERM	0.30								1
HTH 212	LG	8/17/2020		109042	PER DIEM CNA	N			70 TEMP	0.30								1
HTH 212	LG	4/11/2020		109047	PER DIEM CNA	N			70 TEMP	0.30								1
HTH 212	LG	4/8/2020		57933	REGISTERED PROF NURSE III	N	SR20		9 PERM	0.90								1
HTH 212	LG	11/9/2020		58068	REGISTERED PROF NURSE III	N	SR20		9 PERM	0.90								1
HTH 212	LG	6/1/2017		108622	PER DIEM NURSE	N			79 TEMP	0.30								1
HTH 212	LG	6/29/2014		108628	PER DIEM NURSE	N			79 TEMP	0.30								1
HTH 212	LG	3/10/2016		108649	PER DIEM NURSE	N			79 TEMP	0.30								1
HTH 212	LG	7/1/2014	Abolished	109499	PER DIEM NURSE	N			79 PERM	0.30								1
HTH 212	LG	10/22/2020		59165	CLERK IV	N	SR10		3 PERM	1.00								1
HTH 212	LG	12/4/2020	Posted	58060	REGISTERED PROF NURSE III	N	SR20		9 PERM	0.60		52,235.00						1
HTH 212	LG	10/29/2020		109772	SURGICAL TECH PRG COORD	Y			0 TEMP	1.00								1
HTH 212	LG	3/17/2017		108623	PER DIEM NURSE	N			79 TEMP	0.30								1
HTH 212	LG	2/12/2019	Posted	108637	PER DIEM NURSE	N			79 TEMP	0.30		52.30						1
HTH 212	LG	2/19/2020		109581	PER DIEM NURSE	N			79 TEMP	0.30								1
HTH 212	LG	10/20/2020		59162	CLERK IV	N	SR10		3 PERM	1.00								1
HTH 212	LG	2/19/2020	Posted	56298	REGISTERED PROF NURSE IV	N	SR22		9 PERM	1.00		106,620.00						1
HTH 212	LG	3/29/2012		109308	PER DIEM NURSE	N			79 TEMP	0.30								1
HTH 212	LG	5/3/2020		109648	PER DIEM NURSE	N			79 TEMP	0.30								1
HTH 212	LG	5/21/2019		58889	MEDICAL STAFF SVCS COORD	N	SR24		13 PERM	1.00								1
HTH 212	LG	11/10/2020		109410	MEDICAL DIRECTOR	Y			0 PERM	1.00								1

Positions Established by Acts other than the State Budget as of November 30, 2020

<u>Prog ID</u>	<u>Sub-Org</u>	<u>Date Established</u>	<u>Legal Authority</u>	<u>Position Number</u>	<u>Position Title</u>	<u>Exempt (Y/N)</u>	<u>SR Level</u>	<u>BU Code</u>	<u>T/P</u>	<u>MOF</u>	<u>FTE</u>	<u>Annual Salary</u>	<u>Filled (Y/N)</u>	<u>Occupied by 89 Day Hire (Y/N)</u>
----------------	----------------	-------------------------	------------------------	------------------------	-----------------------	---------------------	-----------------	----------------	------------	------------	------------	----------------------	---------------------	--------------------------------------

N/A

Department of Health - Hawaii Health Systems Corporation
Overtime Expenditure Summary

Table 13

Prog ID	Sub-Org	Program Title	MOF	FY20 (actuals)			FY21 (estimates)			FY22 (proposed budgeted amounts)			FY23 (proposed budgeted amounts)		
				Base Salary \$\$\$\$	Overtime \$\$\$\$	Overtime Percent	Base Salary \$\$\$\$	Overtime \$\$\$\$	Overtime Percent	Base Salary \$\$\$\$	Overtime \$\$\$\$	Overtime Percent	Base Salary \$\$\$\$	Overtime \$\$\$\$	Overtime Percent
HTH212	LS	Leahi Hospital	B	\$ 12,493,097	\$ 776,618	6.22%	\$ 13,401,167	\$ 668,903	4.99%	\$ 13,736,586	\$ 675,000	4.91%	14,080,000	695,250	4.94%
HTH212	LS	Maluhia	B	\$ 10,254,079	\$ 845,186	8.24%	\$ 10,959,195	\$ 878,985	8.02%	\$ 11,431,472	\$ 650,000	5.69%	11,717,259	669,500	5.71%
HTH212	LD	Hilo Medical Center	B	\$ 79,110,515	\$ 5,104,370	6.5%	\$ 78,041,737	\$ 4,990,447	6.4%	\$ 82,868,121	\$ 5,299,074	6.4%	\$ 81,263,996	\$ 5,196,497	6.4%
HTH212	LE	Hale Ho'ola Hamakua	B	\$ 6,605,080	\$ 1,018,475	15.4%	\$ 7,012,920	\$ 1,027,742	14.7%	\$ 7,549,407	\$ 1,106,364	14.7%	\$ 7,549,407	\$ 1,106,364	14.7%
HTH212	LH	Ka'u Hospital	B	\$ 5,223,025	\$ 336,987	6.5%	\$ 8,473,451	\$ 386,956	4.6%	\$ 10,456,969	\$ 477,537	4.6%	\$ 12,973,568	\$ 592,462	4.6%
HTH212	LG	Kona Community Hospital	B	\$ 35,802,143	\$ 2,585,821	7.2%	\$ 39,161,000	\$ 2,971,000	7.6%	\$ 40,531,635	\$ 3,050,000	7.5%	\$ 41,950,242	\$3,100,000	7.4%
HTH212	LF	Kohala Hospital	B	\$ 4,403,968	\$ 550,000	12.5%	\$ 5,580,000	\$ 592,000	10.6%	\$ 5,775,300	\$ 575,000	10.0%	\$ 5,977,436	\$590,000	9.9%
HTH212	LM	Kauai Veterans Memorial Hospital	B	\$ 21,624,710	\$ 758,092	3.4%	\$ 23,148,700	\$ 1,140,412	4.7%	\$ 24,443,523	\$ 1,099,959	4.3%	\$ 25,665,699	1,026,627.00	4.0%
HTH212	LN	Samuel Mahelona Memorial Hospital	B	\$ 9,793,835	\$ 575,991	5.6%	\$ 10,499,477	\$ 671,157	6.0%	\$ 11,169,547	726,021.00	6.1%	\$ 11,728,025	722,980.00	6.2%
HTH210	LB	Hawaii Health Systems Corporation	B	\$ 7,160,740	\$ 64,722	0.9%	\$ 7,546,276	\$ 130,500	1.7%	\$ 7,546,276	\$ 130,500	1.7%	7,546,276	130500	1.7%

Department of xxx
Active Contracts as of December 1, 2020

Table 14

Prog ID	HHSC ID	MOF	Annual Spend Amount	Frequency (M/A/O)	Max Value	Outstanding Balance	Date Executed	From	To	Entity	Contract Description	Explanation of How Contract is Monitored	POS Y/N	Category E/L/P/C/G/S/*
HTH212	14-0701	B	\$2,100.00	M	\$15,640.67	\$13,540.67	7/28/2014	7/28/2014	7/27/2020	3E Company Environmental, Ecological and Engineering	Material Safety Data Sheets reference hotline and online.	Technical Rep Approves Performance and invoice	Y	S
HTH210	09-0765	B	\$ 403,299	A	\$1,166,259.90	\$762,960.90	10/26/2009	10/26/2009	2/23/2023	3M Health Information Systems	Coding Grouper/Scrubber for EMR Integration	Technical Rep Approves Performance and invoice	Y	S
HTH212	19-1023	B	\$ 81,085	M	\$100,000.00	\$18,915.15	6/1/2019	6/1/2019	5/31/2021	75 Puuhonu suite #100 Daylum	75 Puuhonu suite #100 Daylum	Technical Rep Approves Performance and invoice	Y	S
HTH210	19-1085	B	\$207,708.48	M	\$207,708.48	\$0.00	1/1/2018	1/1/2018	12/31/2020	A & B Properties HI, LLC	Lease amendment	Technical Rep Approves Performance and invoice	Y	L
HTH212	14-0505	B	\$ 103,373	M	\$850,000.00	\$746,626.72	3/1/2014	3/1/2014	7/31/2021	A & B Properties, Inc.	33 Lono Avenue Lease - 5 years with Alexander & Baldwin on Maui	Technical Rep Approves Performance and invoice	Y	L
HTH212	18-0028	B	\$ 19,132	M	\$53,821.00	\$34,689.00	7/25/2017	7/25/2017	7/25/2021	A Career Counseling Center Inc (PULSE360)	Physician Development Surveys - PULSE	Technical Rep Approves Performance and invoice	Y	G
HTH212	18-0149	B	\$ 43,031	M	\$134,550.00	\$91,519.00	1/4/2018	1/4/2018	1/3/2021	Aargon Agency Inc.	Collection Services	Technical Rep Approves Performance and invoice	Y	C
HTH212	19-0092	B	\$ 28,436	A	\$56,873.40	\$28,437.40	5/10/2019	5/10/2019	5/9/2021	Abbott Point of Care	Point of Care Agreement	Technical Rep Approves Performance and invoice	Y	G
HTH212	17-0323	B	\$ 380,841	M	\$871,000.00	\$490,159.00	7/1/2017	7/1/2017	6/30/2022	Access Information Management	Record Storage and Destruction of Files	Technical Rep Approves Performance and invoice	Y	S
HTH210	18-0264	B	\$ 91,342	O	\$972,000.00	\$880,658.00	3/29/2018	3/29/2018	3/28/2021	Acclamation Insurance Management Services (AIMS)	3rd PARTY ADMINISTRATION OF WORKERS COMPENSATION CLAIM	Technical Rep Approves Performance and invoice	Y	S
HTH212	16-0436	B	\$ 53,657	M	\$103,874.00	\$50,217.00	5/2/2016	5/2/2016	5/1/2027	Accountable Healthcare Staffing, Inc.	Contractor shall provide physician recruitment services as needed.	Technical Rep Approves Performance and invoice	Y	S
HTH212	18-0258	B	\$ 15,000	O	\$95,000.00	\$80,000.00	3/9/2018	3/9/2018	3/7/2021	Acquire, Inc	Contractor shall provide physician recruitment services as needed.	Technical Rep Approves Performance and invoice	Y	S
HTH212	20-0094	B	\$ 44,800	A	\$46,788.49	\$1,988.49	9/16/2019	9/16/2019	8/8/2021	Advanced Sterilization Products Services, Inc.	Sterrad NX Sterilizer System PM	Technical Rep Approves Performance and invoice	Y	S
HTH212	19-0007	B	\$49,139.51	M	\$255,000.00	\$205,860.49	9/12/2018	9/12/2018	9/11/2020	Advantage Business & Medical Solutions, LLC	Outsourcing follow up calls for patients discharged from HMC	Technical Rep Approves Performance and invoice	Y	G
HTH210	17-0302	B	\$ 45,008	O	\$219,800.00	\$174,792.00	1/1/2017	1/1/2017	12/31/2021	AIMS - Plexus	Anesthesia Information Management System	Technical Rep Approves Performance and invoice	Y	S
HTH210	17-0589	B	\$ 1,943,616	M	\$3,750,000.00	\$1,806,384.00	7/24/2017	7/24/2017	6/30/2022	Airgas USA, LLC	Airgas: Medical Gas Supply and Related Products/Srvcs	Technical Rep Approves Performance and invoice	Y	G
HTH212	18-0217	B	\$ 17,669	O	\$275,000.00	\$257,330.98	4/9/2018	4/9/2018	2/1/2021	AJ & Sons Catering, Ltd	Ornish Catering	Technical Rep Approves Performance and invoice	Y	S
HTH212	17-0454	B	\$24,126.09	A	\$45,000.00	\$20,873.91	6/13/2017	6/13/2017	2/28/2021	Alcon Laboratories Inc	Preventative Maintenance	Technical Rep Approves Performance and invoice	Y	G
HTH212	15-0228	B	\$ 5,000	A	\$35,000.00	\$30,000.00	12/1/2014	12/1/2014	11/30/2021	Aldrete Score Inc.	Aldrete Score Copyright Agreement	Technical Rep Approves Performance and invoice	Y	S
HTH212	18-0011	B	\$10,727.00	A	\$32,584.41	\$21,857.41	7/30/2017	7/30/2017	7/29/2020	Alere Informatics Inc	Roche Glucose Software	Technical Rep Approves Performance and invoice	Y	C
HTH212	17-0289	B	\$ 1,988	A	\$8,432.31	\$6,443.88	2/1/2017	2/1/2017	1/31/2021	Alert Alarm of Hawaii	Fire system and burglar intrusion services/monitoring.	Technical Rep Approves Performance and invoice	Y	S
HTH212	18-0205	B	\$189,345.63	O	\$366,202.50	\$176,856.87	7/2/2018	7/2/2018	12/12/2020	Allscripts Healthcare Solutions, Inc	Budget Software	Technical Rep Approves Performance and invoice	Y	G
HTH212	18-0052	B	\$ 5,087	M	\$39,278.96	\$34,191.80	10/24/2017	10/24/2017	10/23/2021	Aloha Termite Kauai, Inc.	Pest elimination services at KVMH & SMMH.	Technical Rep Approves Performance and invoice	Y	G
HTH212	18-0282	B	\$ 217,999	M	\$350,000.00	\$132,000.54	4/15/2018	4/15/2018	4/15/2018	Altres Staffing Inc.	Temporary Personnel Staffing Services	Technical Rep Approves Performance and invoice	Y	S
HTH212	20-0167	B	\$ 19,732	O	\$39,297.46	\$19,565.53	11/15/2019	11/15/2019	11/14/2021	American Electric Company, LLC	Infrared thermography & ultrasonic testing of electrical distribution	Technical Rep Approves Performance and invoice	Y	S
HTH212	18-0151	B	\$44,452.50	A	\$70,196.07	\$25,743.57	1/10/2018	1/10/2018	12/31/2020	American Medical Association	American Medical Association - CPT Data File Soarian and Meditech	Technical Rep Approves Performance and invoice	Y	S
HTH212	17-0422	B	\$ 823,916	O	\$900,000.00	\$76,084.00	3/21/2017	3/21/2017	3/21/2017	American Medical Response	Emergency Medical Services	Technical Rep Approves Performance and invoice	Y	S
HTH210	17-0174	B	\$ 5,708	O	\$10,041.67	\$4,333.67	1/17/2017	1/17/2017	1/17/2022	American Orthopaedic Association	Agreement with the American Orthopaedic Assoc.	Technical Rep Approves Performance and invoice	Y	S
HTH210	19-0284	B	\$9,000,000.00	M	\$17,700,000.00	\$8,700,000.00	2/28/2019	2/28/2019	4/30/2020	AmerisourceBergen	GPO - Pharmacy Distribution System Wide	Technical Rep Approves Performance and invoice	Y	G
HTH212	18-0251	B	\$ 7,225.13	A	\$21,618.91	\$14,393.78	4/15/2018	4/15/2018	4/15/2018	AMO Sales and Service	Service and maintenance for Abbot Whitestar phacoemulsification	Technical Rep Approves Performance and invoice	Y	S
HTH212	17-0007	B	\$2,899.00	O	\$85,800.00	\$82,901.00	7/8/2016	7/8/2016	7/7/2020	Aprima Medical Software, Inc.	Billing Services	Technical Rep Approves Performance and invoice	Y	G
HTH212	18-0201	B	\$ 121,094	M	\$348,761.45	\$227,667.53	2/15/2012	2/15/2012	12/31/2021	B. Braun Medical Inc.	Lease of IV Pumps	Technical Rep Approves Performance and invoice	Y	G
HTH212	19-0016	B	\$ 1,294	O	\$500,000.00	\$498,706.00	9/25/2018	9/25/2018	9/25/2018	Baker & Hostetler LLP	Legal Services	Technical Rep Approves Performance and invoice	Y	S
HTH212	18-0060	B	\$ 13,814	O	\$500,000.00	\$486,186.10	9/1/2017	9/1/2017	8/31/2022	Barnes & Thornburg LLP	Legal Services	Technical Rep Approves Performance and invoice	Y	S
HTH212	20-0161	B	\$18,685.09	O	\$42,370.19	\$23,685.10	11/18/2019	11/18/2019	11/17/2020	Barrett Roofing	Emergency Roof Repair	Technical Rep Approves Performance and invoice	Y	S
HTH212	16-0144	B	\$ 27,300	O	\$175,000.00	\$147,700.00	1/1/2016	1/1/2016	12/31/2021	Belcher, Daniel M.D.	SNF Long Term Care - Belcher	Technical Rep Approves Performance and invoice	Y	S
HTH212	17-0464	B	\$ 12,010	A	\$122,392.44	\$110,382.00	3/7/2017	3/7/2017	3/6/2021	Belimed, Inc.	Washer/Disinfectors for OR and Sterilization with Preventative Main	Technical Rep Approves Performance and invoice	Y	S
HTH212	18-0274	B	\$ 1,000	O	\$9,000.00	\$8,000.00	3/14/2018	3/14/2018	3/13/2022	Benchmark Medical, LLC	VCF Registry thru Benchmark Medical LLC, for Imaging	Technical Rep Approves Performance and invoice	Y	S
HTH212	18-0424	B	\$20,678.84	M	\$51,262.08	\$30,583.24	6/26/2018	6/26/2018	6/26/2018	Beyond Green Partners	Green and sustainable consulting for hospital kitchen	Technical Rep Approves Performance and invoice	Y	G
HTH210	18-0331	B	\$ 726,121	M	\$5,000,000.00	\$4,273,879.50	9/18/2018	9/18/2018	9/17/2021	Blood Bank of Hawaii	2019 Fee Schedule	Technical Rep Approves Performance and invoice	Y	S
HTH212	16-0331	B	\$ 372,602	O	\$1,384,034.00	\$1,011,432.00	4/20/2016	4/20/2016	4/19/2021	Boost Healthcare Consulting	Zero Balance Audit	Technical Rep Approves Performance and invoice	Y	S
HTH212	18-0352	B	\$ 3,100	A	\$9,300.00	\$6,200.00	7/1/2019	7/1/2019	6/30/2021	Bottomline Technologies	Bottomline Technologies - Printer Software Lic. & Support	Technical Rep Approves Performance and invoice	Y	G
HTH212	18-0239	B	\$2,743.78	M	\$841,400.00	\$838,656.22	3/1/2018	3/1/2018	12/31/2020	Bowers + Kubota Consulting	Maui Health Services CIP Project Management Services	Technical Rep Approves Performance and invoice	Y	S
HTH212	19-0160	B	\$ 29,785	A	\$446,772.67	\$416,987.62	2/22/2019	2/22/2019	2/21/2024	Brainlab, Inc.	Operating room integration software and system	Technical Rep Approves Performance and invoice	Y	S
HTH212	16-0335	B	\$ 13,210	M	\$106,866.92	\$93,656.48	5/1/2016	5/1/2016	4/30/2021	Buritz, Bhagavan S.	Offsite storage	Technical Rep Approves Performance and invoice	Y	S
HTH212	19-1032	B	\$ 91,280	A	\$1,008,060.00	\$916,780.00	6/3/2019	6/3/2019	5/2/2021	Business Interactions LLC d/b/a Harmony Healthcare IT	Data Archiving	Technical Rep Approves Performance and invoice	Y	G
HTH210	16-0525	B	\$ 5,453	O	\$1,250,000.00	\$1,244,547.00	7/23/2016	7/23/2016	7/22/2021	Cades Schutte LLP	Legal Services	Technical Rep Approves Performance and invoice	Y	S
HTH212	19-1070	B	\$ 119,765	A	\$455,934.00	\$336,168.85	2/13/2019	2/13/2019	2/13/2019	Canon Medical Systems USA, Inc	8 Service Agreements	Technical Rep Approves Performance and invoice	Y	S
HTH212	19-0309	B	\$ 50,871	A	\$107,000.00	\$56,129.17	7/5/2019	7/5/2019	7/1/2022	Carahsoft Technology, Inc.	Business Intelligence Analytics software/vendor	Technical Rep Approves Performance and invoice	Y	S
HTH212	19-0131	B	\$ 65,937	A	\$65,937.15	\$0.00	1/1/2019	1/1/2019	12/31/2021	Cardone Record Services Inc	Medical Records Services and MrView Licensing	Technical Rep Approves Performance and invoice	Y	S
HTH212	11-0527	B	\$ 126,557	O	\$100,660.00	-\$25,897.00	3/16/2011	3/16/2011	3/16/2011	Care Fusion Solutions, LLC	Pyxis Products for Kau's EMR	Technical Rep Approves Performance and invoice	Y	S
HTH212	19-0037	B	\$16,489.00	M	\$35,976.00	\$19,487.00	8/1/2018	8/1/2018	7/29/2020	CareerBuilder, LLC	Recruitment services	Technical Rep Approves Performance and invoice	Y	S
HTH212	17-0581	B	\$ 140,945	O	\$6,561,829.94	\$6,420,884.94	7/2/2017	7/2/2017	2/9/2025	CareFusion Solutions, LLC	CareFusion - Pyxis -	Technical Rep Approves Performance and invoice	Y	G
HTH212	13-0143	B	\$2,475.00	O	\$1,007,047.73	\$1,004,572.73	12/20/2013	12/20/2013	5/2/2020	Carrier Commercial Services	Expedited Shipping Costs for Acoustic Blankets	Technical Rep Approves Performance and invoice	Y	G
HTH212	19-0161	B	\$ 22,151	A	\$45,000.00	\$22,848.56	1/1/2019	1/1/2019	1/1/2021	Carrier Commercial Services	Controls Service Agreement	Technical Rep Approves Performance and invoice	Y	G
HTH210	11-0086	B	\$3,102,813.00	M	\$55,639,603.32	\$52,536,790.32	7/21/2011	7/21/2011	7/20/2021	Cerner Health Services, Inc. - Part B (older documents only)	Cerner - Electronic Medical Records System (older documents only)	Technical Rep Approves Performance and invoice	Y	S
HTH212	11-0716	B	\$ 927,665	O	\$1,694,804.30	\$767,139.30	6/15/2008	6/15/2008	6/14/2022	Change Healthcare Technologies, LLC	Change Healthcare Technologies - Interqual and CERMe software	Technical Rep Approves Performance and invoice	Y	S
HTH212	19-0009	B	\$ 145	M	\$3,618.76	\$3,474.00	7/9/2018	7/9/2018	7/11/2021	Chargepoint, Inc.	Chargepoint Service Agreement	Technical Rep Approves Performance and invoice	Y	S
HTH212	19-0230	B	\$ 6,893	A	\$34,464.75	\$27,572.00	5/3/2019	5/3/2019	3/2/2024	CIVCO Medical Instruments Co. Inc.	ASTRA extended warranty ultrasound	Technical Rep Approves Performance and invoice	Y	S
HTH210	08-0645	B	\$13,795,867.00	M	\$251,550,000.00	\$237,754,133.00	7/1/2003	7/1/2003	6/28/2020	Clinical Laboratories of Hawaii LLP	InPatient ,OutPatient, ER Clinical Lab Services	Technical Rep Approves Performance and invoice	Y	S
HTH210	14-0416	B	\$ 160,061	O	\$1,400,000.00	\$1,239,938.78	12/31/2013	12/31/2013	6/30/2023	CloudWave (Park Place International, LLC)	Disaster Recovery Cloud Services	Technical Rep Approves Performance and invoice	Y	S
HTH210	19-1038	B	\$ 3,260,459	O	\$10,750,000.00	\$7,489,541.00	6/17/2019	6/17/2019	6/16/2021	Coding Services	Master Services Agreement for coding and code audit services. One of nine agreements for these services.	Technical Rep Approves Performance and invoice	Y	S
HTH212	17-0395	B	\$21,500.00	O	\$340,000.00	\$318,500.00	6/1/2017	6/1/2017	12/31/2020	Community First, Inc	Community First Physician Recruitment	Technical Rep Approves Performance and invoice	Y	S
HTH210	16-0431	B	\$ 44,071,274	M	\$45,000,000.00	\$928,726.00	6/29/2016	6/29/2016	6/28/2021	CompHealth	Locum Tenens Physicians and Advanced Practice HCP's	Technical Rep Approves Performance and invoice	Y	S
HTH210	18-0192	B	\$ 1,318,885	M	\$3,000,000.00	\$1,681,114.71	7/1/2018	7/1/2018	6/30/2021	Conifer Health Solutions	East Hawaii Region Rev Cycle	Technical Rep Approves Performance and invoice	Y	S
HTH212	19-1014	B	\$ 5,330	O	\$31,820.25	\$26,490.25	5/31/2019	5/31/2019	5/30/2021	Cummins Inc	Generator maintenance and load bank testing.	Technical Rep Approves Performance and invoice		

Department of xxx
Active Contracts as of December 1, 2020

Prog ID	HHSC ID	MOF	Annual Spend Amount	(M/A/O)	Max Value	Outstanding Balance	Date Executed	From	To	Entity	Contract Description	Explanation of How Contract is Monitored	POS Y/N	Category E/L/P/C/G/S/*
HTH212	17-0363	B	\$ 93,760	M	\$260,651.81	\$166,891.81	11/30/2011	11/30/2011	11/30/2022	Executive Health Resources, Inc.	New Contract to continue services with Executive Health Resources	Technical Rep Approves Performance and invoice	Y	S
HTH212	17-0109	B	\$ 12,011	O	\$71,340.90	\$59,329.90	9/2/2016	9/2/2016	9/1/2021	Facilities Survey, Inc.	CMS Subscription Services	Technical Rep Approves Performance and invoice	Y	S
HTH212	19-0129	B	\$ 8,560	O	\$17,985.28	\$9,425.07	11/15/2018	11/15/2018	11/14/2022	Fire Door Solutions	Annual Life Safety Inspection	Technical Rep Approves Performance and invoice	Y	S
HTH212	10-0196	B	\$ 95,439	O	\$356,327.00	\$260,888.00	10/15/2009	10/15/2009	10/14/2021	First Databank	Pharmacy System & Modules for EMR System	Technical Rep Approves Performance and invoice	Y	S
HTH212	18-0248	B	\$ 79,408	A	\$400,000.00	\$320,591.65	2/18/2019	2/18/2019	2/17/2024	Fujifilm Medical Systems, USA	FUJIFILM - KCH Digital Rad Service Contract	Technical Rep Approves Performance and invoice	Y	G
HTH212	20-0001	B	\$ 125,240	A	\$280,000.00	\$154,760.00	7/15/2019	7/15/2019	7/14/2021	Gastro On Call - Montell	On Call for Dr. Montell - Gastro	Technical Rep Approves Performance and invoice	Y	S
HTH212	12-0298	B	\$ 3,325	O	\$18,000.00	\$14,674.86	5/11/2013	5/11/2013	5/9/2021	Global Compliance	Anonymous Corporate Compliance Hotline	Technical Rep Approves Performance and invoice	Y	S
HTH210	08-0595	B	\$50,516.00	O	\$881,488.00	\$830,972.00	11/20/2003	11/20/2003	11/19/2020	Global Healthcare Exchange dba GHX	GHX - Global Healthcare Exchange SA15 is the 2017-20 renewal agreement	Technical Rep Approves Performance and invoice	Y	S
HTH212	18-0351	B	\$249.98	O	\$6,000.00	\$5,750.02	5/2/2018	5/2/2018	5/1/2020	Gum Design LLC	Website design and content updating services	Technical Rep Approves Performance and invoice	Y	S
HTH212	16-0291	B	\$ 40,066	M	\$100,000.00	\$59,934.00	2/2/2016	2/2/2016	2/8/2023	Hall, Alice	Legal Services Agreement	Technical Rep Approves Performance and invoice	Y	S
HTH212	19-0089	B	\$ 118,725	O	\$290,000.00	\$171,275.23	11/23/2018	11/23/2018	11/22/2021	Hawaii Bio-Waste System Inc	Chemotherapy and Bio Hazard Waste Pick-Up and Disposal	Technical Rep Approves Performance and invoice	Y	S
HTH212	06-0235	B	\$114,000	O	\$1,360,000.00	\$1,246,000.00	1/9/1998	1/9/1998	12/31/2021	Hawaii Emergency Physician Associated, Inc (HEPA)	Professional Service Agreement	Technical Rep Approves Performance and invoice	Y	S
HTH212	18-0059	B	\$ 27,500	A	\$110,000.00	\$82,500.00	4/1/2017	4/1/2017	3/31/2021	Hawaii Employers Council	Collective Bargaining Advisory Services	Technical Rep Approves Performance and invoice	Y	S
HTH212	19-0259	B	\$ 99,205	O	\$140,000.00	\$40,794.62	3/17/2019	3/17/2019	3/16/2021	Hawaii Gas	FURNISH AND DELIVER LIQUEFIED PETROLEUM GAS (LPG) TO WEST	Technical Rep Approves Performance and invoice	Y	S
HTH212	14-0020	B	\$64,230.00	A	\$354,352.00	\$290,122.00	10/8/2013	10/8/2013	10/7/2020	Hawaii Health Information Exchange	Data Sharing Agreement	Technical Rep Approves Performance and invoice	Y	S
HTH212	18-0157	B	\$13,578.46	O	\$750,000.00	\$736,421.54	11/1/2017	11/1/2017	10/31/2020	Hawaii Medical Services Association (HMSA)	Ornish Program	Technical Rep Approves Performance and invoice	Y	S
HTH212	16-0253	B	\$14,500.20	O	\$221,760.00	\$207,259.80	1/17/2016	1/17/2016	1/16/2022	Hawaii Pacific X-Ray Corporation	Renewal for Service Agreement for Selenia Hologic Mammography	Technical Rep Approves Performance and invoice	Y	S
HTH212	15-0487	B	\$ 7,280	A	\$52,411.24	\$45,131.24	10/1/2015	10/1/2015	9/30/2021	Hawaii Radiologic Associates Ltd	Peer Vue License - Share with HRA	Technical Rep Approves Performance and invoice	Y	S
HTH212	16-0351	B	\$ 109,066	O	\$98,000.00	-\$11,065.94	3/1/2016	3/1/2016	2/28/2021	Hawaii Radiologic Associates Ltd	PeerVue Reporting Software License sharing w- HRA	Technical Rep Approves Performance and invoice	Y	S
HTH212	17-0138	B	\$ 83,016	O	\$91,000.00	\$7,984.42	9/30/2016	9/30/2016	9/30/2021	Hawaii Radiologic Associates Ltd	Employee Health Radiographic Readings	Technical Rep Approves Performance and invoice	Y	S
HTH212	19-0263	B	\$166,101.54	O	\$161,888.00	-\$4,213.54	7/1/2019	7/1/2019	6/30/2020	Hawaii Residency Programs, Inc.	OB Resident Support	Technical Rep Approves Performance and invoice	Y	S
HTH212	16-0403	B	\$ 586,303	M	\$1,762,760.00	\$1,176,457.44	8/29/2016	8/29/2016	8/28/2022	HC Health LLC - Dr. Walker Employment Agreement	Employment Agreement for Dr. Jennifer Walker	Technical Rep Approves Performance and invoice	Y	S
HTH212	15-0039	B	\$ 10,000	A	\$215,000.00	\$205,000.00	8/8/2014	8/8/2014	8/7/2021	Health Professor, Inc.	Compliance LMS	Technical Rep Approves Performance and invoice	Y	S
HTH212	19-0176	B	\$106,777.28	O	\$650,000.00	\$543,222.72	2/1/2019	2/1/2019	6/30/2020	Health Systems Informatics, Inc.	Interim Leadership - Director of Revenue Cycle	Technical Rep Approves Performance and invoice	Y	S
HTH212	18-0017	B	\$ 1,148,204	O	\$1,522,115.00	\$373,911.00	8/1/2017	8/1/2017	12/31/2021	Healthcare Association of Hawaii	Membership for HAH, AHCA and AHA	Technical Rep Approves Performance and invoice	Y	S
HTH212	17-0473	B	\$53,790.00	O	\$127,000.00	\$73,210.00	5/5/2017	5/5/2017	5/4/2020	Healthcare Cost Solutions, Inc.	Clinical documentation verification audit	Technical Rep Approves Performance and invoice	Y	S
HTH212	18-0078	B	\$129,633.85	O	\$274,174.82	\$144,540.97	12/19/2017	12/19/2017	12/18/2020	Healthsource Global Staffing	HR Applicant Tracking System	Technical Rep Approves Performance and invoice	Y	S
HTH212	20-0025	B	\$ 587,285	O	\$1,105,396.75	\$518,111.35	11/1/2019	11/1/2019	10/31/2021	Healthstream E-learning	Healthstream E-learning tool	Technical Rep Approves Performance and invoice	Y	S
HTH212	17-0606	B	\$ 32,850	M	\$40,000.00	\$7,150.00	6/21/2017	6/21/2017	12/31/2021	Heintz, Lawrence, Ph.D.	Lawrence Heintz, PhD - Medical Ethicist Services	Technical Rep Approves Performance and invoice	Y	S
HTH212	20-0012	B	\$ 76,765	M	\$126,500.00	\$49,734.78	9/6/2019	9/6/2019	3/5/2021	Hill Rom	Compella Bariatric Beds -	Technical Rep Approves Performance and invoice	Y	G
HTH212	17-0555	B	\$ 47,153	A	\$344,409.00	\$297,256.00	5/1/2017	5/1/2017	4/30/2021	Hill-Rom	Nurse Call Software Service Agreement	Technical Rep Approves Performance and invoice	Y	G
HTH212	08-0632	B	\$ 922,382	M	\$1,487,005.51	\$564,623.51	1/15/2008	1/15/2008	1/15/2022	Hill-Rom	Bed & Stretcher Maintenance - EH Region	Technical Rep Approves Performance and invoice	Y	G
HTH212	20-0035	B	\$ 1,200	A	\$1,200.00	\$0.00	8/1/2019	8/1/2019	7/31/2021	HI-ISAC Membership	Annual membership to HI-ISAC (Health Information Sharing and Analysis)	Technical Rep Approves Performance and invoice	Y	S
HTH212	18-0057	B	\$ 12,800	A	\$51,200.00	\$38,400.00	9/1/2017	9/1/2017	8/31/2021	Holden Hospital Supply	Preventive maintenance & repair/troubleshooting of the medical va	Technical Rep Approves Performance and invoice	Y	G
HTH212	13-0544	B	\$ 612,310	M	\$3,865,489.27	\$3,253,179.73	10/13/2013	10/13/2013	10/12/2021	HSS, Inc.	Security Guard Services	Technical Rep Approves Performance and invoice	Y	S
HTH212	19-0150	B	\$ 122,550	A	\$280,971.85	\$158,421.85	1/1/2019	1/1/2019	12/31/2021	Icontracts, Inc.	Contract Management System	Technical Rep Approves Performance and invoice	Y	S
HTH212	18-0281	B	\$6,300.00	A	\$6,300.00	\$0.00	3/1/2019	3/1/2019	2/29/2020	Idemia Identity & Security USA LLC	National Criminal Background Checks- Merged with parent company	Technical Rep Approves Performance and invoice	Y	S
HTH212	13-0347	B	\$ 29,450	O	\$397,996.00	\$368,546.00	12/7/2012	12/7/2012	12/7/2021	IMO - Intelligent Medical Objects, Inc.	Procedural Terms Index - Interface	Technical Rep Approves Performance and invoice	Y	S
HTH212	17-0604	B	\$ 12,501	O	\$20,000.00	\$7,499.00	7/1/2017	7/1/2017	7/1/2022	InfuSystem, Inc	InfuSystem Pump Agreement	Technical Rep Approves Performance and invoice	Y	S
HTH210	08-0782	B	\$ 39,913	A	\$302,540.00	\$262,627.43	7/30/2003	7/30/2003	4/30/2022	International Business Machines, DBA IBM Corp	IBM and Lenovo Hardware and Software Maintenance	Technical Rep Approves Performance and invoice	Y	S
HTH212	14-0451	B	\$ 37,917	O	\$254,049.30	\$216,132.30	1/22/2014	1/22/2014	1/22/2021	International Controls Systems, Inc.	Infant Guard System Software Upgrade & Service Agmt.	Technical Rep Approves Performance and invoice	Y	S
HTH212	14-0539	B	\$ 188,774	M	\$469,341.35	\$280,567.65	3/27/2014	3/27/2014	10/5/2021	InTouch Technologies	Telemedicine Robot for Behavioral Health	Technical Rep Approves Performance and invoice	Y	S
HTH212	18-0375	B	\$ 15,442	A	\$50,000.00	\$34,558.34	8/8/2018	8/8/2018	8/7/2021	Ipswitch Inc.	Ipswitch-provides a SaaS (cloud-based) Managed Secure File Transf	Technical Rep Approves Performance and invoice	Y	S
HTH212	17-0575	B	\$22,147.71	O	\$53,303.74	\$31,156.03	8/13/2017	8/13/2017	8/12/2020	Island Signal and Sound, Inc.	Annual testing & inspection of the fire alarm system. Also includes r	Technical Rep Approves Performance and invoice	Y	S
HTH212	17-0449	B	\$57,496.50	A	\$76,662.00	\$19,165.50	3/1/2017	3/1/2017	2/29/2020	Island Wide A/C Service, LLC	Preventive maintenance services for chiller plant.	Technical Rep Approves Performance and invoice	Y	S
HTH212	18-0305	B	\$ 122,109	A	\$150,000.00	\$27,891.35	4/10/2018	4/10/2018	4/9/2021	Isle Interpreter	Isle Interpreter - Sign Language Interpreter Services, ASL & Hawaiian S	Technical Rep Approves Performance and invoice	Y	S
HTH212	18-0172	B	\$1,283.91	A	\$1,655.00	\$371.09	1/18/2018	1/18/2018	1/17/2020	ITW Food Equipment Group LLC	Maintenance inspection for Vulcan Convection Steamer (S/N 46302	Technical Rep Approves Performance and invoice	Y	S
HTH210	19-0025	B	\$ 3,425	O	\$20,000.00	\$16,575.00	8/1/2018	8/1/2018	7/31/2021	J.L. Morgan & Associates	J.L. Morgan & Associates, Inc. Agreement for HCHAPS & EDCEP's	Technical Rep Approves Performance and invoice	Y	S
HTH212	16-0226	B	\$0.00	M	\$144,758.00	\$144,758.00	11/30/2015	11/30/2015	11/29/2027	Jackson & Coker Locum Tenens, LLC	Locum Tenens Physician Agency via Medefis	Technical Rep Approves Performance and invoice	Y	S
HTH212	19-0168	B	\$ 69,500	O	\$260,000.00	\$190,500.00	2/27/2019	2/27/2019	2/26/2022	Jackson Physician Services	Physician Recruitment	Technical Rep Approves Performance and invoice	Y	S
HTH212	20-0204	B	\$36,126.40	O	\$36,126.40	\$0.00	11/6/2019	11/6/2019	11/5/2020	Jade Painting	Exterior painting of Kalani Ola portion of the hospital.	Technical Rep Approves Performance and invoice	Y	S
HTH212	14-0695	B	\$ 28,131	M	\$100,000.00	\$71,869.00	4/17/2014	4/17/2014	4/16/2022	JCB Laboratories, LLC	Pharmacy Compounding Agreement - 10 days notice to terminate b	Technical Rep Approves Performance and invoice	Y	S
HTH212	18-0014	B	\$85,262.26	O	\$127,934.11	\$42,671.85	10/1/2017	10/1/2017	8/31/2020	Johnson Controls Fire Protection LP	Annual fire alarm test and inspection services	Technical Rep Approves Performance and invoice	Y	S
HTH212	19-0214	B	\$5,000.00	O	\$20,000.00	\$15,000.00	3/9/2019	3/9/2019	12/31/2020	Joy Sakai Wilson, MD	Joy Sakai MD Chief Department of Medicine	Technical Rep Approves Performance and invoice	Y	S
HTH210	19-0182	B	\$ 11,512	O	\$45,000.00	\$33,487.62	2/12/2019	2/12/2019	2/11/2021	Judy's Janitorial	Clinic Office Cleaning Services	Technical Rep Approves Performance and invoice	Y	S
HTH212	19-0099	B	\$ 33,000	O	\$66,000.00	\$33,000.00	11/1/2018	11/1/2018	10/31/2021	JUNG, DAVID A., M.D.	Medical Review Officer - Contract - Dr. David Jung	Technical Rep Approves Performance and invoice	Y	S
HTH212	14-0677	B	\$ 1,226	M	\$225,000.00	\$223,774.00	9/1/2014	9/1/2014	3/11/2021	Kau Express, Inc.	Ka'u Hospital Courier Services	Technical Rep Approves Performance and invoice	Y	S
HTH210	20-0205	B	\$ 25,436	O	\$50,000.00	\$24,563.85	11/1/2019	11/1/2019	10/31/2021	Kau Hospital Condo Rental	One year rental of condo in Pahala Hawaii.	Technical Rep Approves Performance and invoice	Y	S
HTH210	18-0064	B	\$ 5,100	A	\$24,237.04	\$19,137.04	9/1/2017	9/1/2017	8/31/2021	Kauai Grease Trap, Inc.®	Monthly grease trap pumping & used fryer oil pick up services for K	Technical Rep Approves Performance and invoice	Y	S
HTH210	17-0617	B	\$87,017.49	O	\$143,000.00	\$55,982.51	9/9/2017	9/9/2017	9/8/2020	Kelly Services, Inc.®	Staffing services. SA#2 to extend time of performance for another y	Technical Rep Approves Performance and invoice	Y	S
HTH210	19-0095	B	\$5,714.31	O	\$33,213.90	\$27,499.59	1/1/2019	1/1/2019	12/31/2020	KFP Enterprises LLC	Fire extinguisher and rangehood inspections.	Technical Rep Approves Performance and invoice	Y	S
HTH212	16-0247	B	\$ 1,573	O	\$2,573.00	\$1,000.00	12/10/2015	12/10/2015	12/9/2021	KONA APPRAISAL SERVICES	Property Appraisal for Kohala Ohana Cottage	Technical Rep Approves Performance and invoice	Y	S
HTH212	20-0016	B	\$5,000.00	O	\$5,000.00	\$0.00	8/1/2019	8/1/2019	12/31/2020	Kona Appraisal Services	FMV analysis for five HHSC lab/morgue facilities plus re-measureme	Technical Rep Approves Performance and invoice	Y	S
HTH212	17-0543	B	\$ 6,322	O	\$25,064.95	\$18,743.30	9/1/2017	9/1/2017	8/31/2021	Kone Inc., dba Montgomery Kone	Maintenance to hydraulic elevator & dumbwaiter located in MOB.	Technical Rep Approves Performance and invoice	Y	S
HTH210	10-0106	B	\$ 158,123	M	\$1,235,527.34	\$1,077,404.34	8/28/2009	8/28/2009	9/9/2021	Kronos Incorporated	KRONOS Support/Subscription Revision	Technical Rep Approves Performance and invoice	Y	S
HTH212	20-0067	B	\$ 38,585	M	\$62,000.00	\$23,414.93	12/1/2019	12/1/2019	11/30/2021	Lab Director Consulting Services - Andre Ther				

Department of xxx
Active Contracts as of December 1, 2020

Table 14

Prog ID	HHSC ID	MOF	Annual Spend Amount	(M/A/O)	Max Value	Outstanding Balance	Date Executed	From	To	Entity	Contract Description	Explanation of How Contract is Monitored	POS Y/N	Category E/L/P/C/G/S/*
HTH212	19-0227	B	\$ 6,500	A	\$9,000.00	\$2,500.00	3/11/2019	3/11/2019	2/27/2021	TraceLink, Inc.	Tracelink Services	Technical Rep Approves Performance and invoice	Y	S
HTH212	17-0354	B	\$ 2,000	A	\$13,037.19	\$11,037.19	5/11/2017	5/11/2017	4/10/2021	TraceLink, Inc.	DSCSA (Drug Supply Chain Security Act) Track and Trace Software	Technical Rep Approves Performance and invoice	Y	S
HTH212	18-0182	B	\$ 38,625	O	\$156,003.31	\$117,378.56	2/1/2018	2/1/2018	1/31/2022	Tracy Buchman & Associates, LLC	Comprehensive healthcare emergency management compliance pr	Technical Rep Approves Performance and invoice	Y	S
HTH212	18-0377	B	\$15,104.00	O	\$61,354.07	\$46,250.07	6/1/2018	6/1/2018	5/31/2020	Tropical Tree Care	Arborist Services	Technical Rep Approves Performance and invoice	Y	S
HTH210	18-0364	B	\$ 5,677	O	\$6,000.00	\$323.00	8/18/2018	8/18/2018	8/17/2021	Troy Group, Inc.	Troy Group, Inc. - Printer Software Licensing and Support used to se	Technical Rep Approves Performance and invoice	Y	S
HTH212	18-0068	B	\$46,526.54	A	\$47,805.53	\$1,278.99	10/25/2017	10/25/2017	10/24/2020	Tyco Healthcare L.P., dba Covidien	Vent Maintenance	Technical Rep Approves Performance and invoice	Y	G
HTH210	18-0354	B	\$ 563,037	M	\$1,754,508.00	\$1,191,471.04	9/1/2018	9/1/2018	8/31/2021	University Clinical Education & Research Associates	OB/GYN Call Coverage	Technical Rep Approves Performance and invoice	Y	S
HTH212	19-1102	B	\$ 30,510	A	\$200,466.61	\$169,956.61	9/1/2019	9/1/2019	8/31/2024	Varian	Eclipse software support	Technical Rep Approves Performance and invoice	Y	S
HTH212	14-0368	B	\$ 14,887	O	\$425,957.00	\$411,069.51	2/14/2014	2/14/2014	3/16/2020	Varian Medical Systems	Maintenance Agreement - Linac	Technical Rep Approves Performance and invoice	Y	S
HTH212	09-0350	B	\$ 531,354	A	\$1,380,101.00	\$848,747.00	4/9/2019	4/9/2019	4/8/2024	Varian Medical Systems	Service agreement for Eclipse	Technical Rep Approves Performance and invoice	Y	S
HTH212	11-0070	B	\$ 218,750	O	\$1,093,750.00	\$875,000.00	1/3/2011	1/3/2011	6/25/2022	Varian Medical Systems	Linear Accelerator - HPOC	Technical Rep Approves Performance and invoice	Y	S
HTH212	18-0155	B	\$ 95,275	O	\$447,700.00	\$352,425.00	1/1/2018	1/1/2018	12/31/2021	Velaspan, Inc.	Management of Wireless Infrastructure	Technical Rep Approves Performance and invoice	Y	S
HTH212	19-0123	B	\$ 1,055	A	\$5,274.00	\$4,219.20	7/1/2019	7/1/2019	5/31/2023	Verathon Inc.	Extended service protection plan	Technical Rep Approves Performance and invoice	Y	S
HTH212	19-0280	B	\$ 33,310	O	\$33,500.00	\$189.62	7/23/2019	7/23/2019	7/23/2021	Vertiv Corp	UPS Battery System Prev Maint. & Repair	Technical Rep Approves Performance and invoice	Y	S
HTH212	18-0337	B	\$ 38,750	A	\$517,029.62	\$478,279.50	6/15/2018	6/15/2018	11/30/2023	Vision RT, Inc.	Patient motion management system	Technical Rep Approves Performance and invoice	Y	S
HTH212	20-0188	B	\$54,000.00	A	\$183,000.00	\$129,000.00	10/1/2019	10/1/2019	6/30/2020	Warren Yamashita, M.D.	EHMG - Residency Agreement	Technical Rep Approves Performance and invoice	Y	S
HTH212	20-0164	B	\$ 52,213	O	\$103,500.00	\$51,287.00	11/1/2019	11/1/2019	10/31/2021	Wastewater & Pump Specialties	Sewage Treatment Plant	Technical Rep Approves Performance and invoice	Y	S
HTH210	16-0522	B	\$ 809,789	M	\$9,990,000.00	\$9,180,211.00	6/29/2016	6/29/2016	6/28/2021	Weatherby Locums, Inc.	Locum Tenens Physician Services	Technical Rep Approves Performance and invoice	Y	S
HTH212	20-0140	B	\$ 107,167	M	\$3,858,000.00	\$3,750,833.34	10/1/2019	10/1/2019	9/30/2022	West Kauai Anesthesia LLC	Anesthesiologist agreement	Technical Rep Approves Performance and invoice	Y	S
HTH212	12-0028	B	\$ 9,000	O	\$45,000.00	\$36,000.00	7/18/2011	7/18/2011	7/17/2050	Western Institutional Review Board, Inc.	IRB services	Technical Rep Approves Performance and invoice	Y	S
HTH212	12-0205	B	\$ 250,085	O	\$2,977,120.00	\$2,727,035.00	11/22/2011	11/22/2011	11/21/2021	Xerox Corporation	XEROX Lease Services - 03MRHCS	Technical Rep Approves Performance and invoice	Y	L
HTH210	18-0316	B	\$ 290,655	O	\$3,100,325.00	\$2,809,670.00	5/4/2018	5/4/2018	5/3/2021	Xtend Healthcare	Account Resolution Services Master Services Agreement	Technical Rep Approves Performance and invoice	Y	S
HTH212	16-0263	B	\$ 9,000	M	\$49,500.00	\$40,500.00	1/15/2016	1/15/2016	6/18/2021	Yoshimura, Dean	Clinical lab Directorship for SMMH.	Technical Rep Approves Performance and invoice	Y	S
HTH212	16-0286	B	\$ 11,250	M	\$43,750.00	\$32,500.00	1/15/2016	1/15/2016	6/18/2021	Yoshimura, Dean	Lab Consultant Services for The Clinics at Waimea, Port Allen, Kalah	Technical Rep Approves Performance and invoice	Y	S
HTH212	18-0066	B	\$ 10,000	A	\$20,000.00	\$10,000.00	9/1/2017	9/1/2017	8/31/2021	Zebu Compliance Solutions		Technical Rep Approves Performance and invoice	Y	S
HTH210	18-0312	B	\$ 49,000	O	\$130,476.00	\$81,476.00	5/22/2019	5/22/2019	5/21/2021	ZixCorp Systems, Inc.	Zixcorp: Secure email encryption services	Technical Rep Approves Performance and invoice	Y	S

Department of Health - Hawaii Health Systems Corporation
Capital Improvements Program (CIP) Requests

Table 15

<u>Prog ID</u>	<u>Prog ID</u> <u>Priority</u>	<u>Dept- Wide</u> <u>Priority</u>	<u>Senate</u> <u>District</u>	<u>Rep.</u> <u>District</u>	<u>Project Title</u>	<u>MOF</u>	<u>FY22 \$\$\$</u>	<u>FY23 \$\$\$</u>
HTH 211	2				Lump Sum Kahuku Medical Center	C	1,500,000	\$ 1,000,000
HTH 212	1				Lump Sum Hawaii Health Systems - Oahu Region	C	2,500,000	\$ 3,000,000
HTH 212	1				Lump Sum Hawaii Health Systems - Kauai Region	C	3,000,000	\$ 5,000,000
HTH 212	1				Lump Sum Hawaii Health Systems - Hawaii Region	C	8,000,000	\$ 8,000,000
HTH 214	3				Lump Sum Maui Health Systems	C	6,000,000	\$ 6,000,000

Department of Health - Hawaii Health Systems Corporation
CIP Lapses

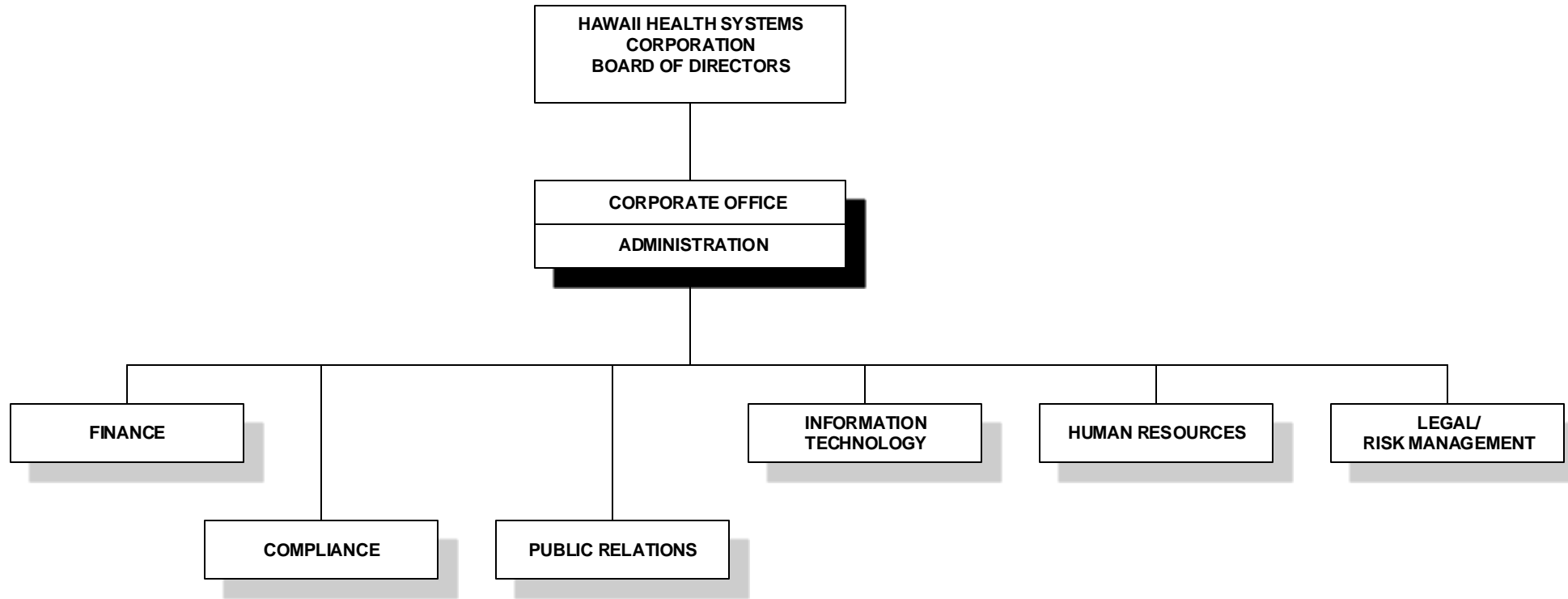
Table 16

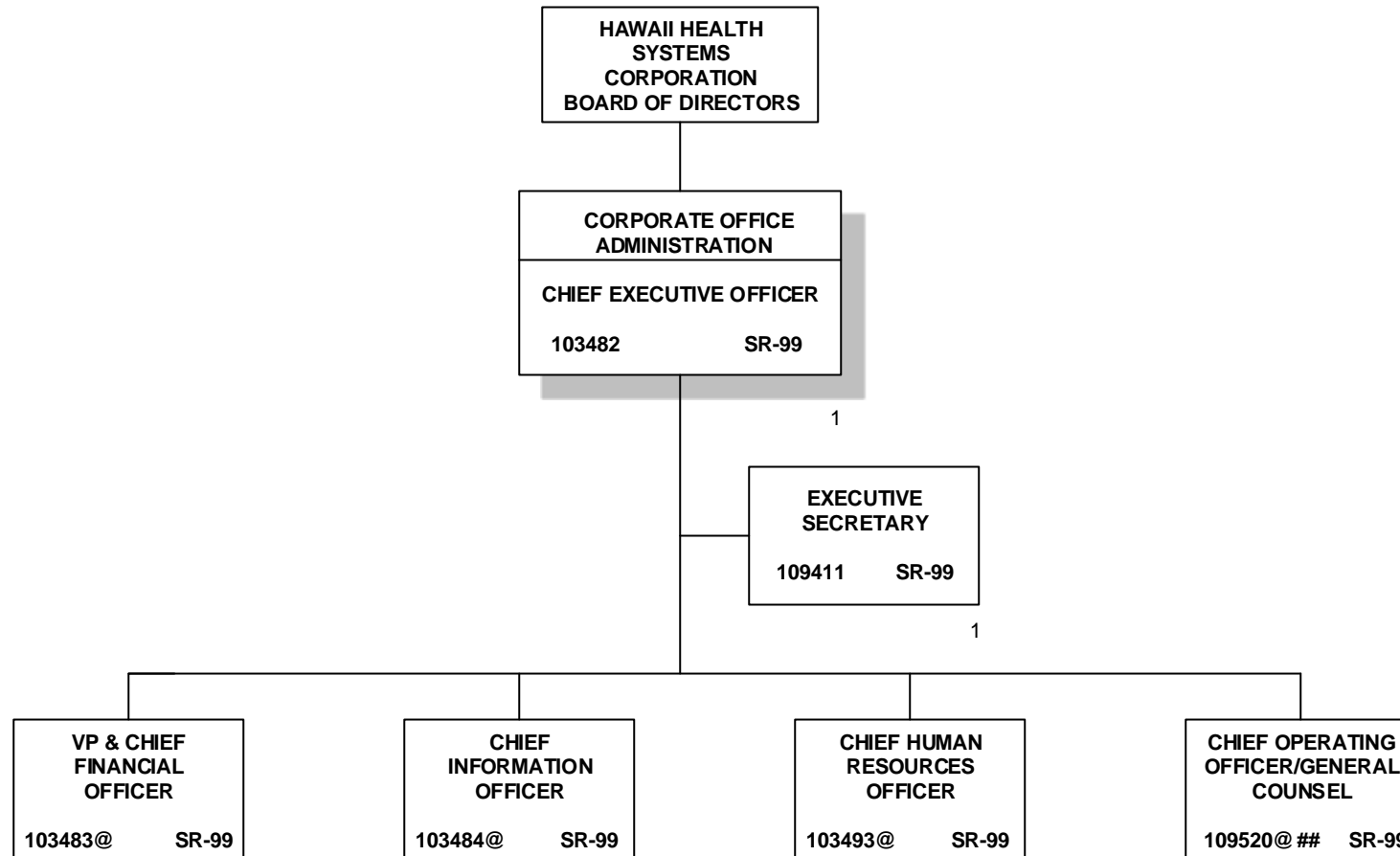
<u>Prog ID</u>	<u>Act/Year of Appropriation</u>	<u>Project Title</u>	<u>MOF</u>	<u>Lapse Amount</u> <u>\$\$\$\$</u>	<u>Reason</u>
		None			

Department of Health - Hawaii Health Systems Corporation
Program ID Sub-Organizations

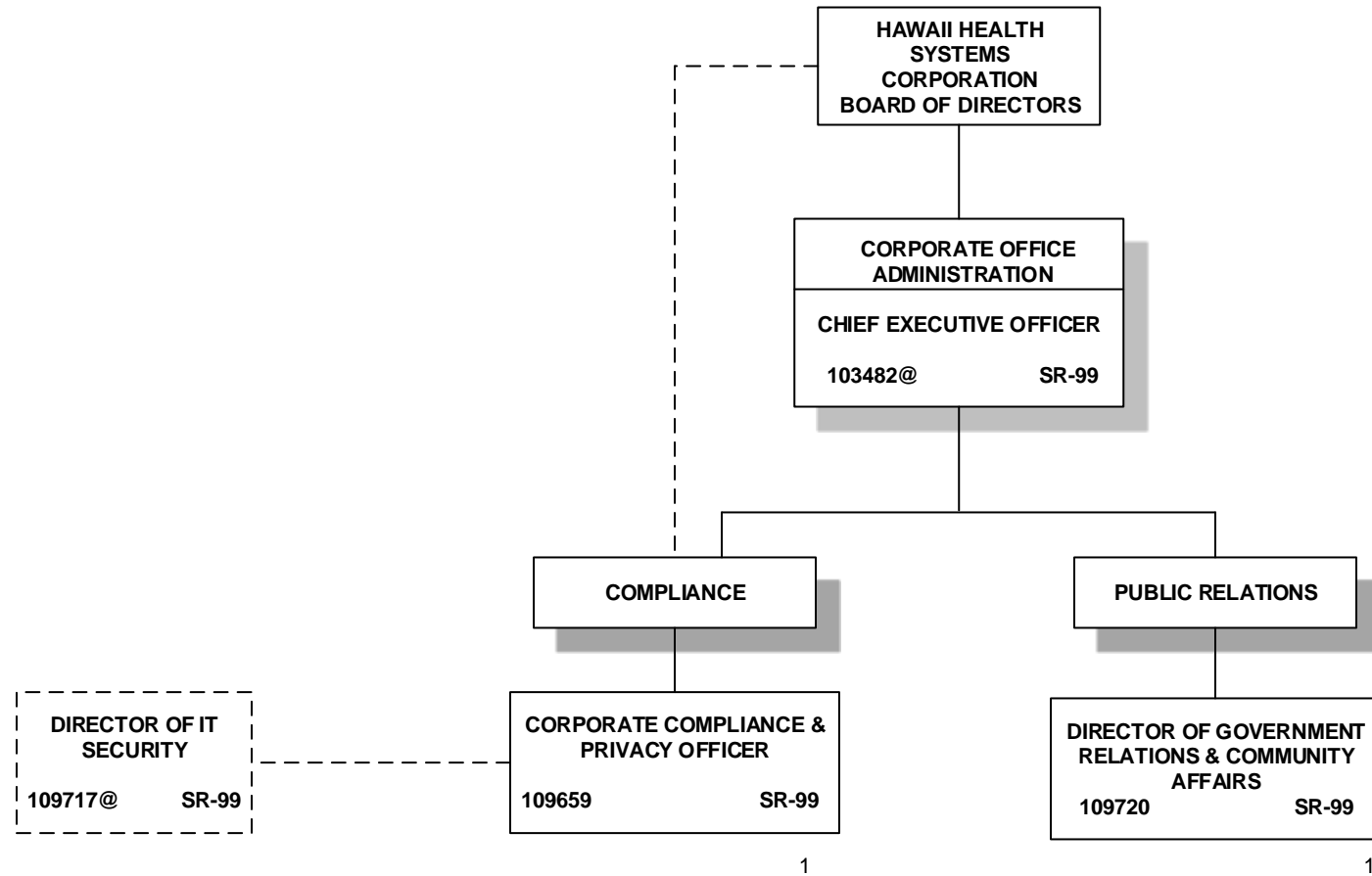
Table 17

<u>Program ID</u>	<u>Sub-Org Code</u>	<u>Name</u>	<u>Objective</u>
N/A			

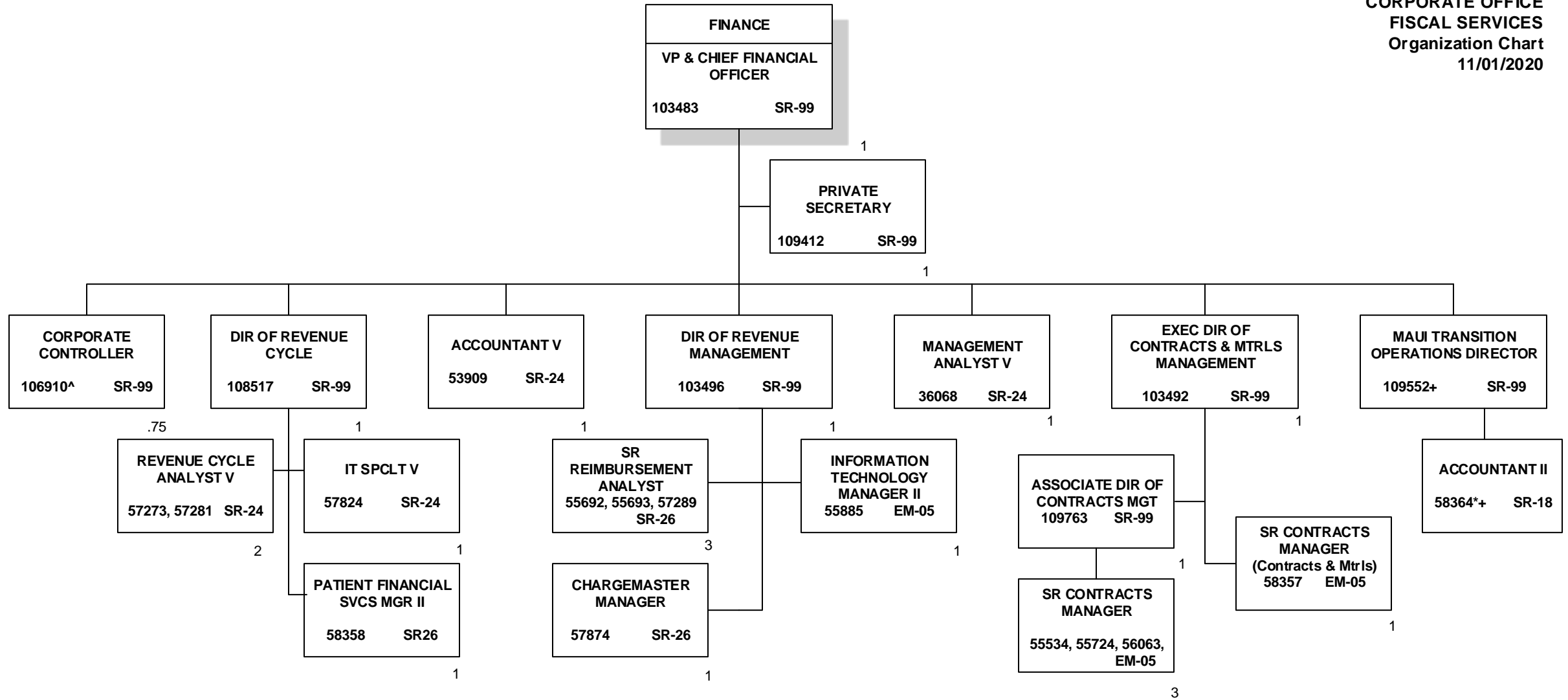




TOTAL FTE: 2 (2 PERMANENT)
 @NOT INCLUDED ON THIS ORG CHART
 ## COO ALSO SERVES AS GENERAL COUNSEL



TOTAL FTE: 2 (2 PERMANENT)
 @NOT INCLUDED ON THIS ORG CHART



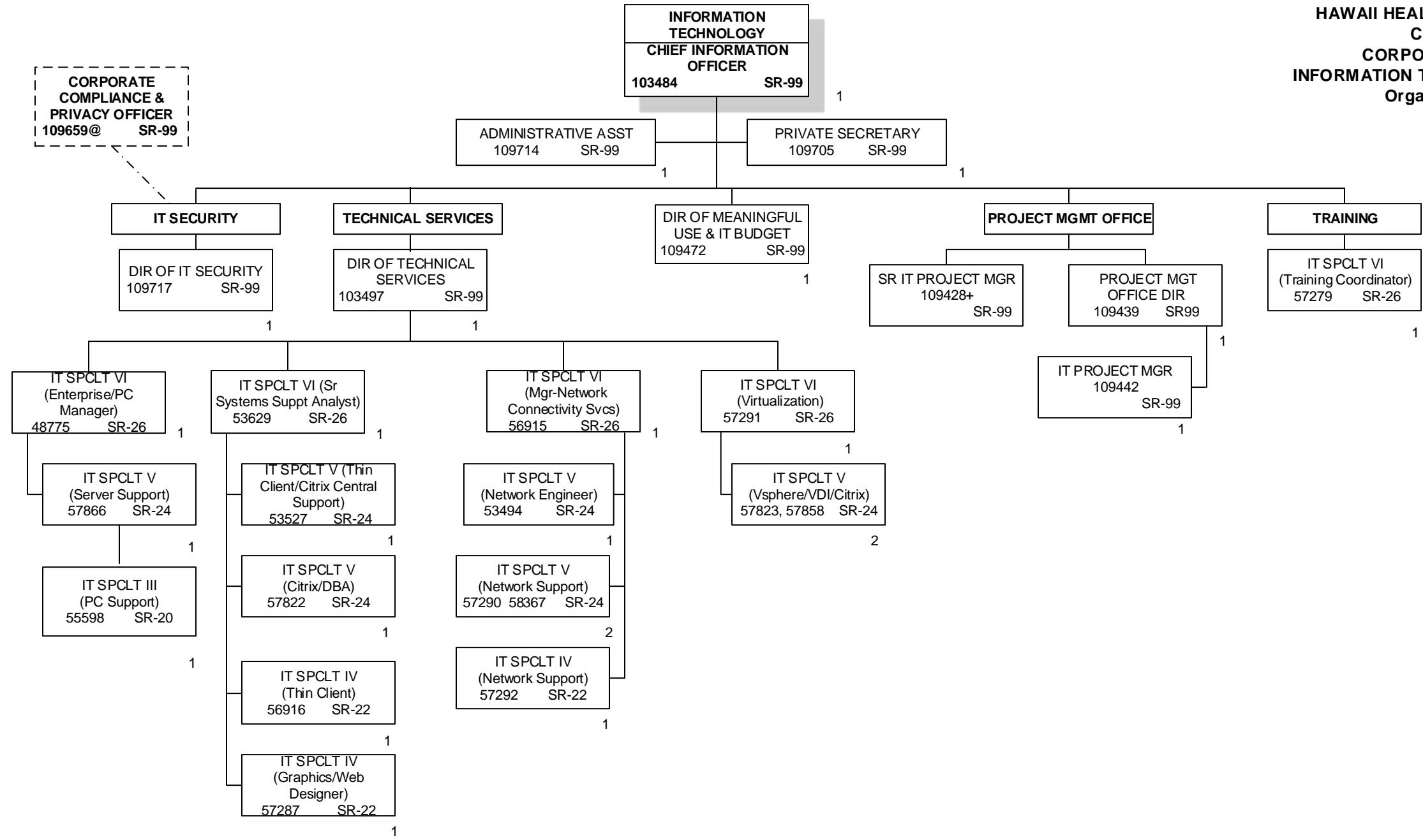
TOTAL FTE: 23.15 (21.75 PERMANENT, 1.4 TEMPORARY)

@NOT INCLUDED ON THIS ORG CHART

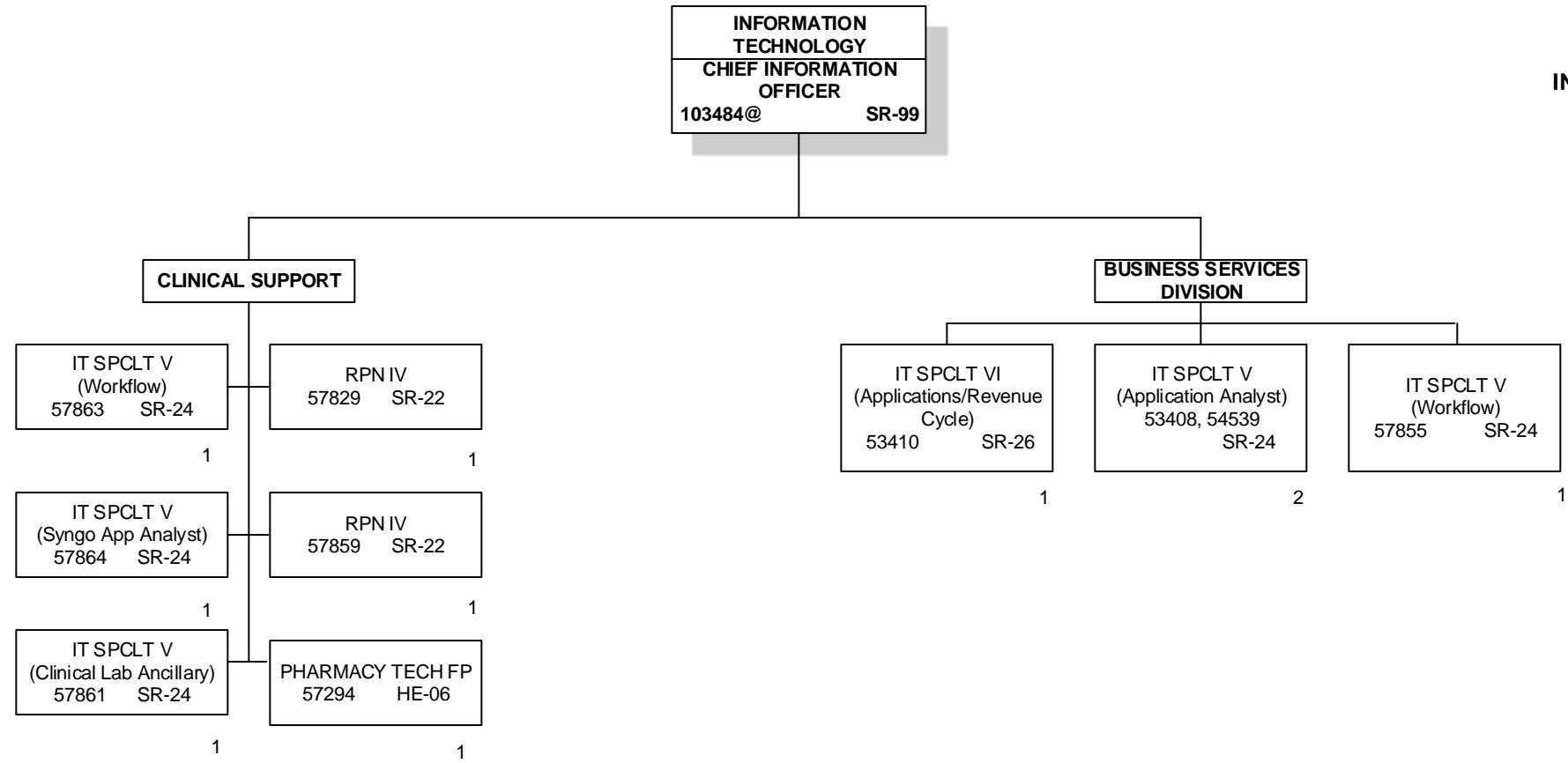
* 40% FTE

^ 75% FTE

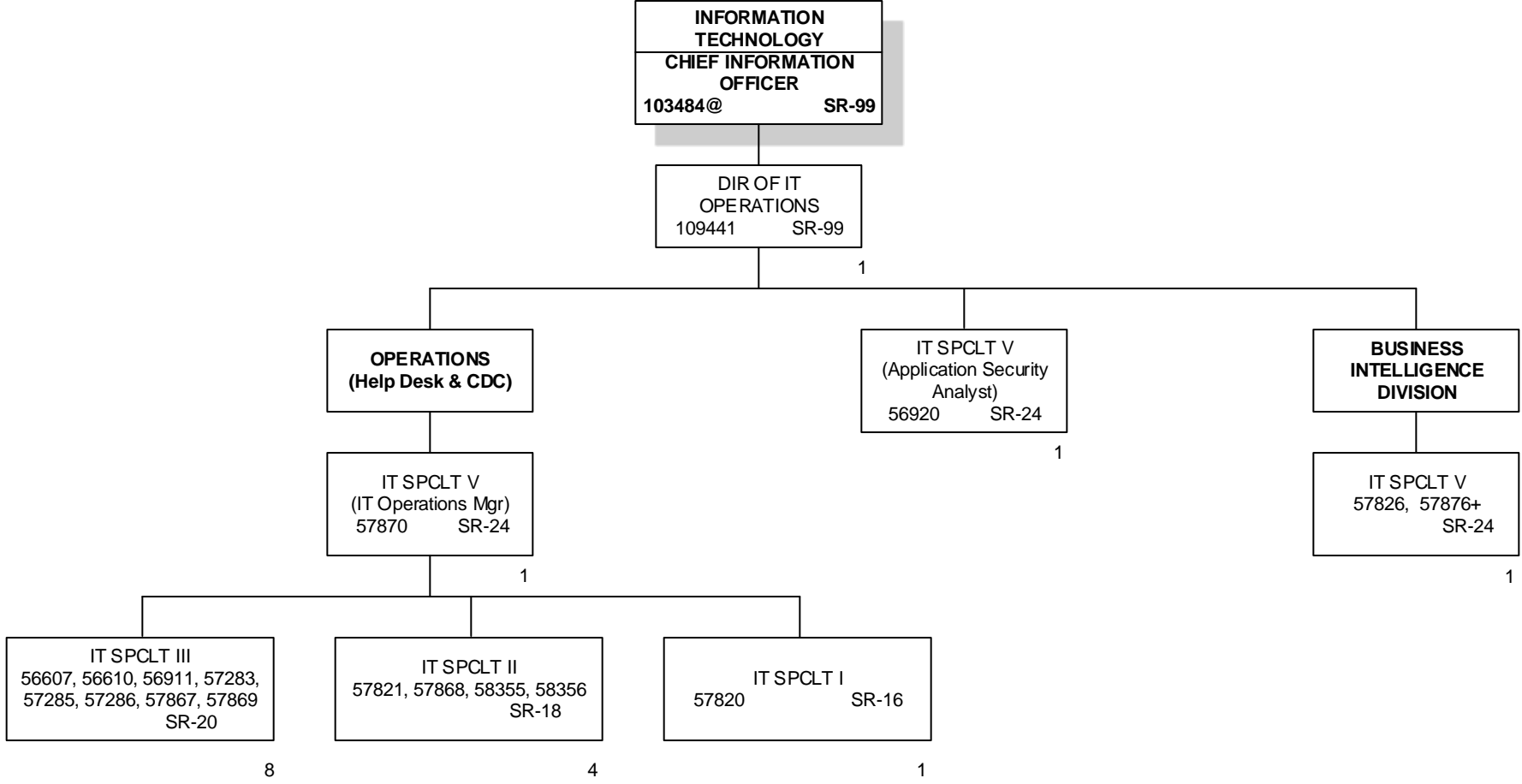
+ TEMPORARY POSITION, NOT INCLUDED IN POSITION COUNT



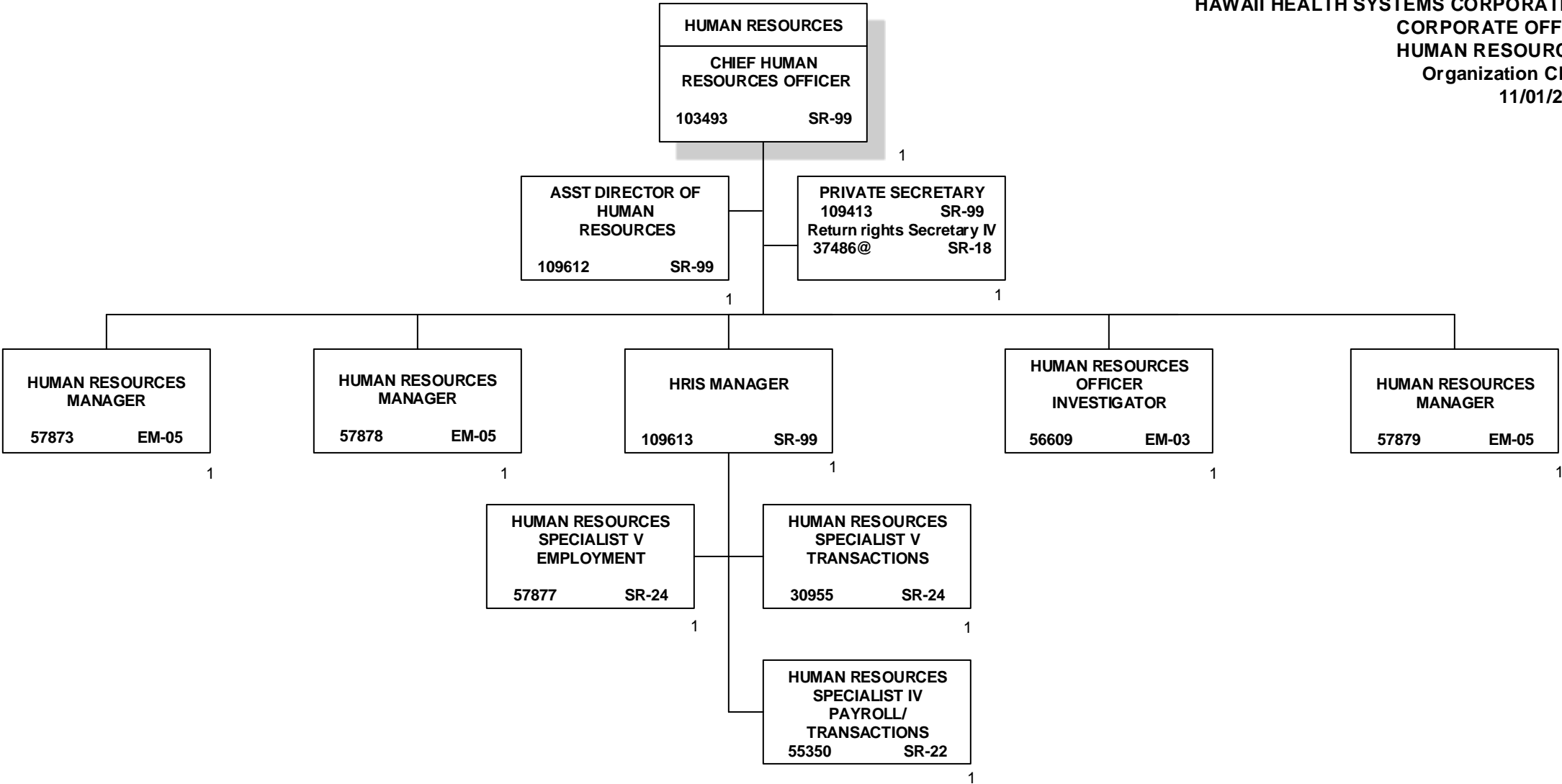
TOTAL FTE: 26 (25 PERMANENT, 1 TEMPORARY)
 @NOT INCLUDED ON THIS ORG CHART
 +TEMPORARY POSITION, NOT INCLUDED IN POSITION COUNT



TOTAL FTE: 10 (10 PERMANENT)
 @NOT INCLUDED ON THIS ORG CHART
 +TEMPORARY POSITION, NOT INCLUDED IN POSITION COUNT

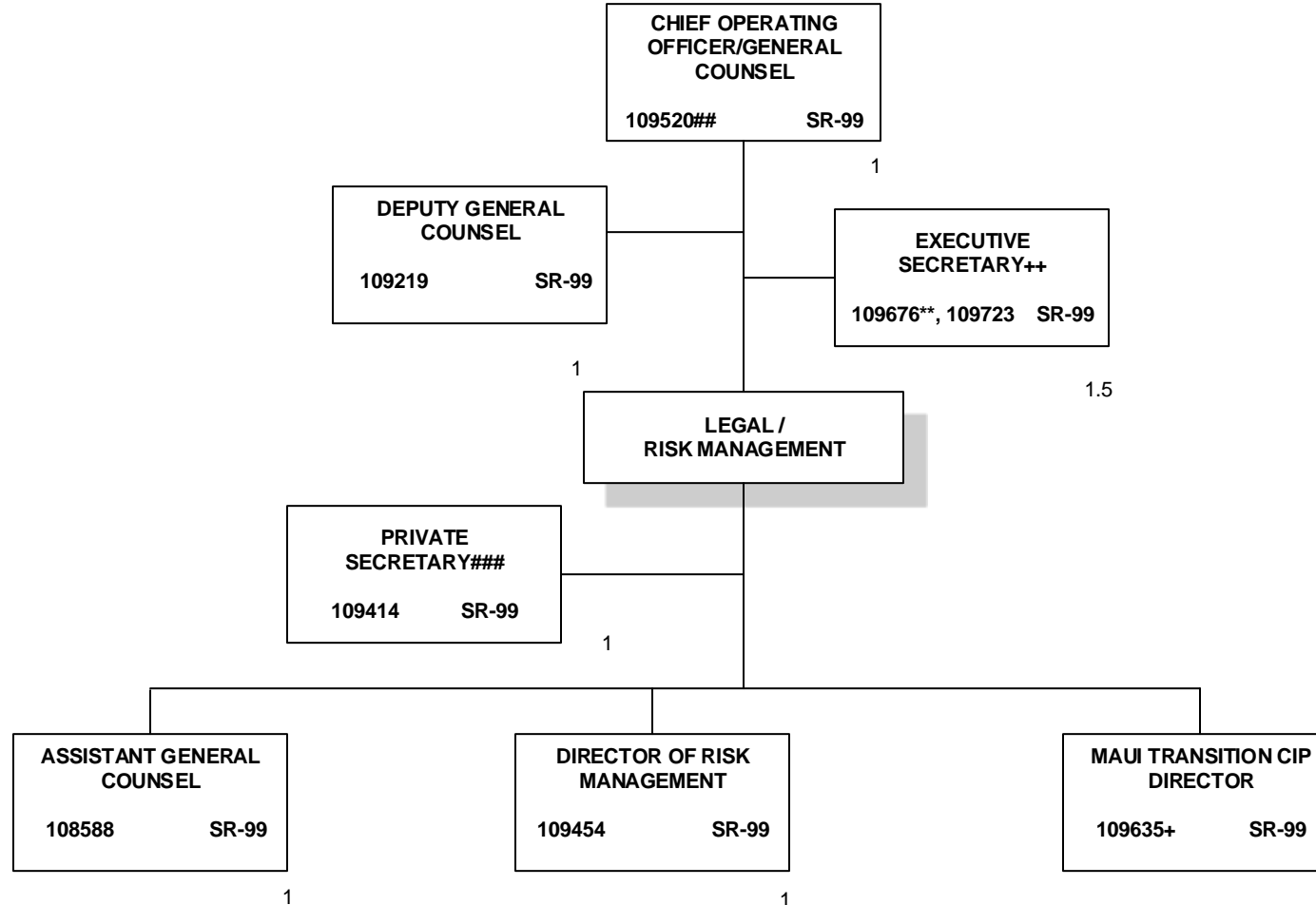


TOTAL FTE: 18 (17 PERMANENT, 1TEMPORARY)
 @NOT INCLUDED ON THIS ORG CHART
 TEMPORARY POSITION, NOT INCLUDED IN POSITION COUNT

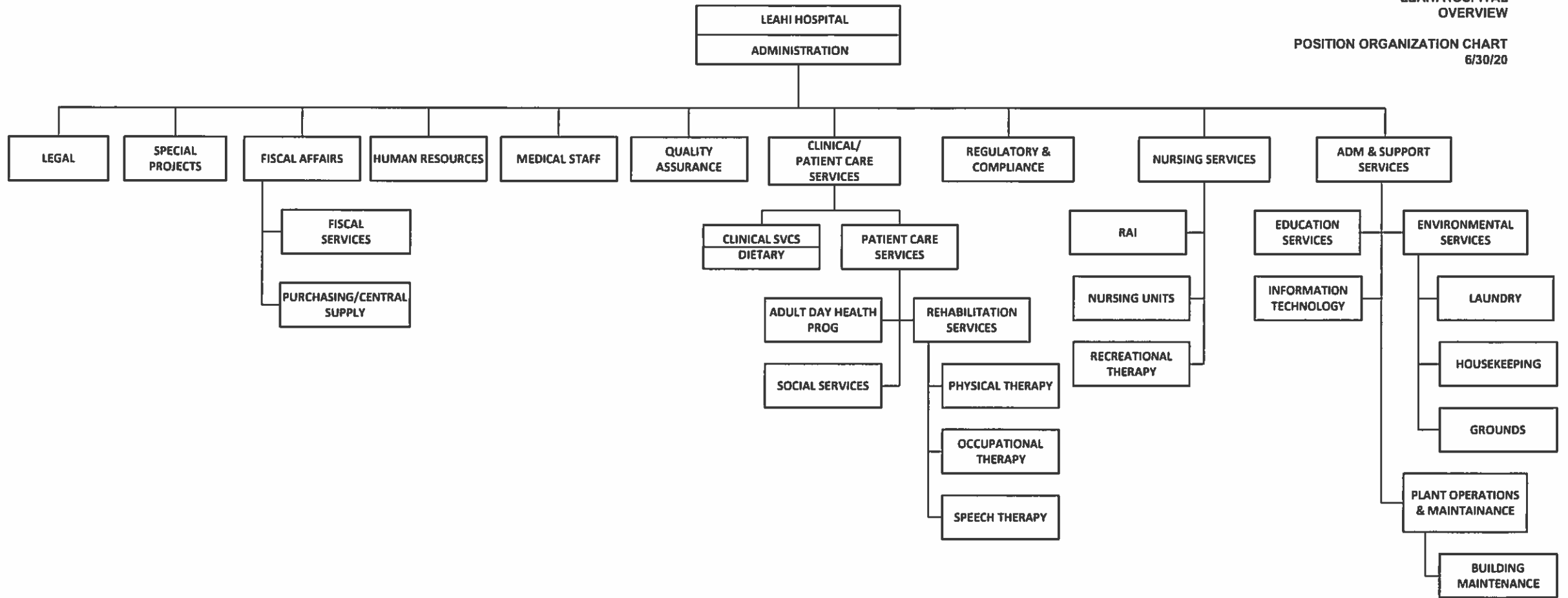


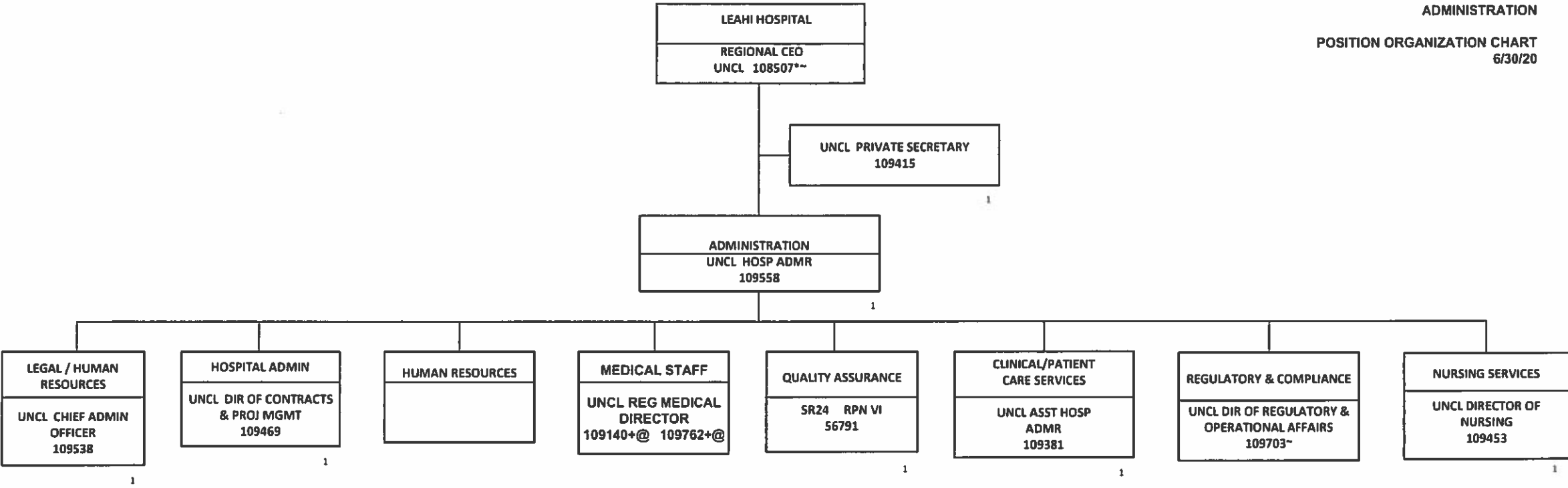
TOTAL FTE: 11 (PERM)
 @NOT INCLUDED ON THIS ORG CHART

HAWAII HEALTH SYSTEMS CORPORATION
 CORPORATE OFFICE
 LEGAL/RISK MANAGEMENT
 Organization Chart
 11/01/2020



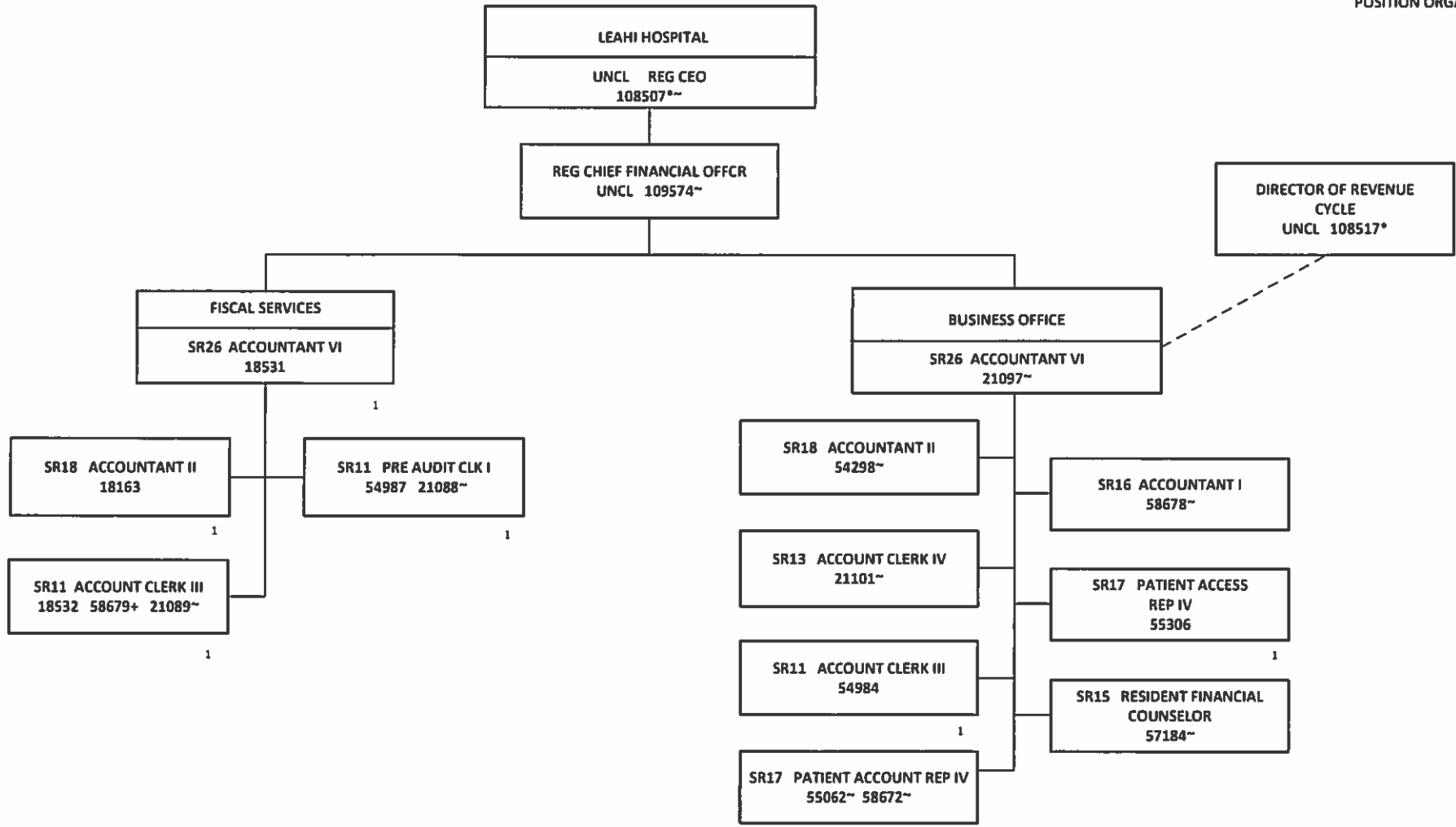
TOTAL FTE: 7.5 (6.5 PERMANENT, 1 TEMPORARY)
 @NOT INCLUDED ON THIS ORG CHART
 ## COO ALSO SERVES AS GENERAL COUNSEL
 ++ SUPPORT COO
 ### SUPPORT LEGAL/RISK
 **50% FTE
 + TEMPORARY POSITION, NOT INCLUDED IN POSITION COUNT



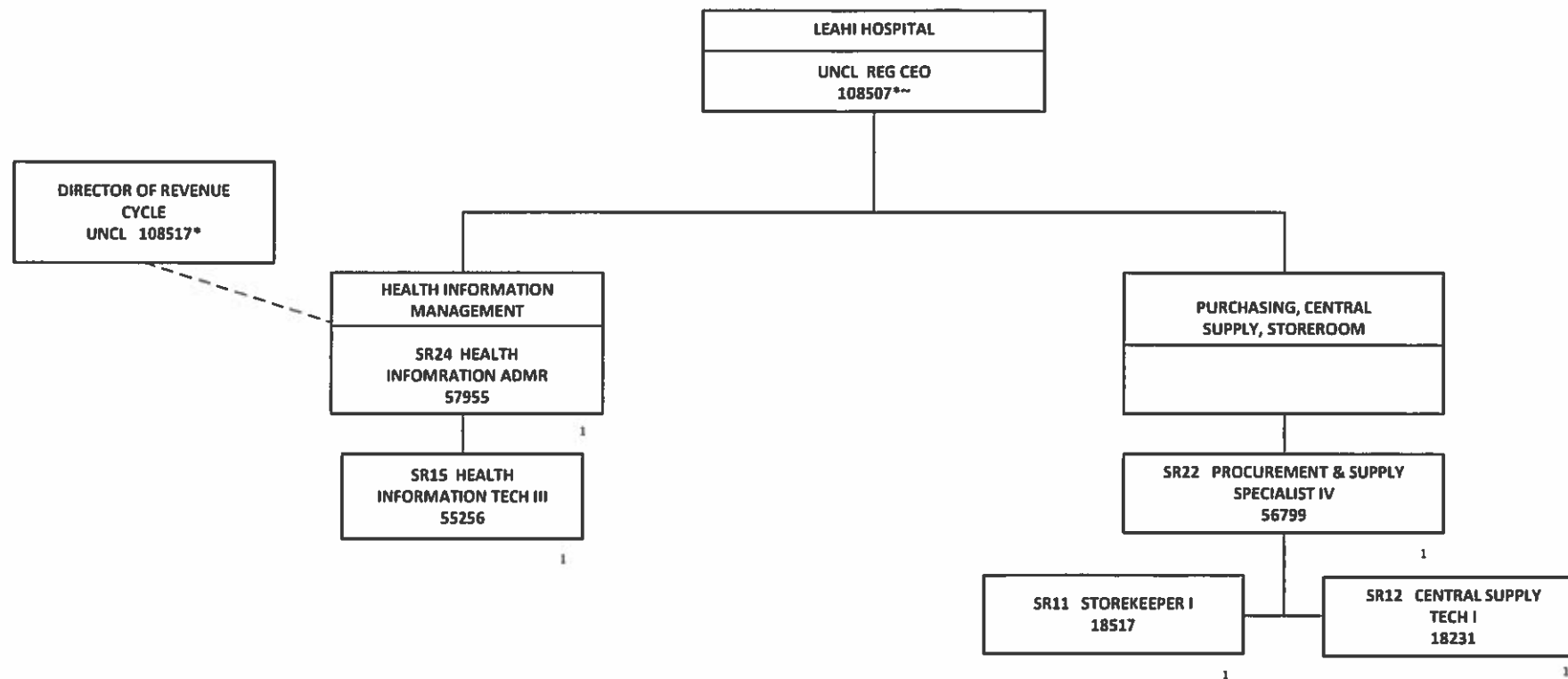


* NOT INCLUDED IN POSITION COUNT ON THIS CHART
+TEMPORARY POSITION, NOT INCLUDED IN POSITION COUNT
@38% FTE
~POSITION LOCATED AT MALUHIA

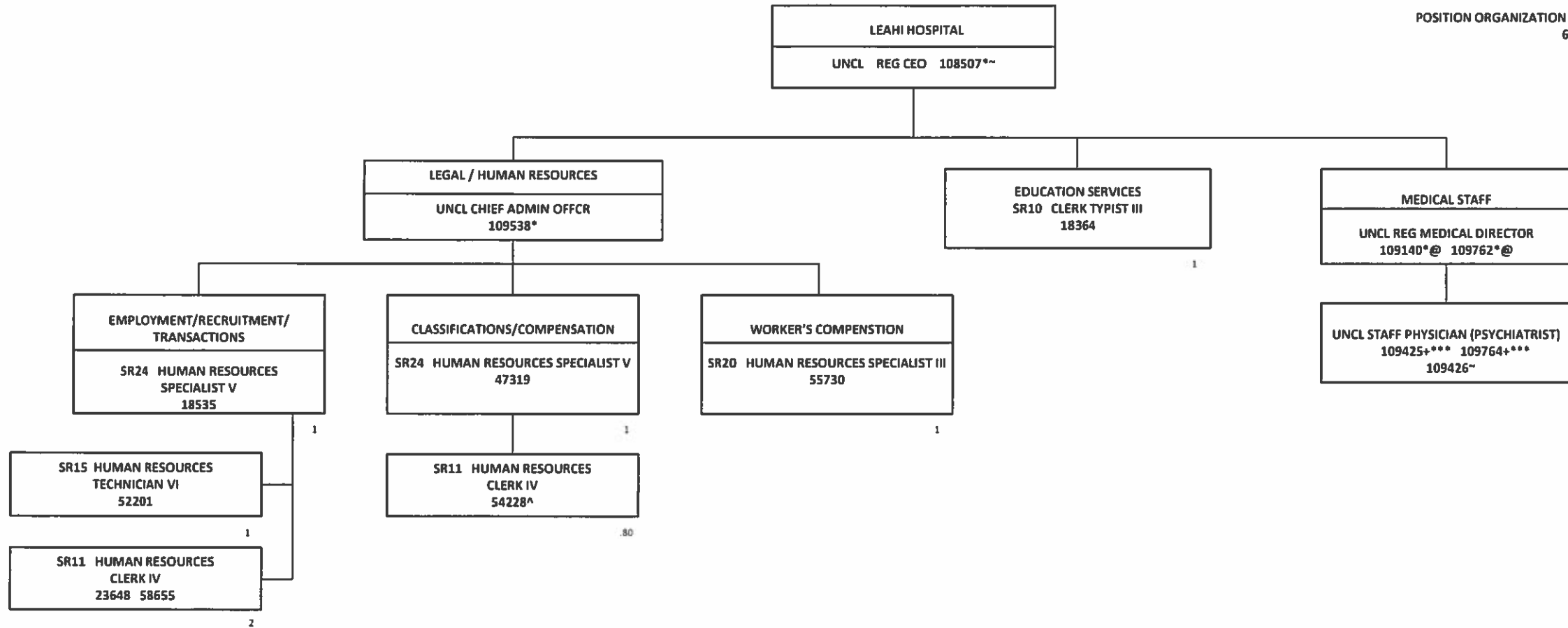
TOTAL FTE COUNT ON THIS CHART: 7



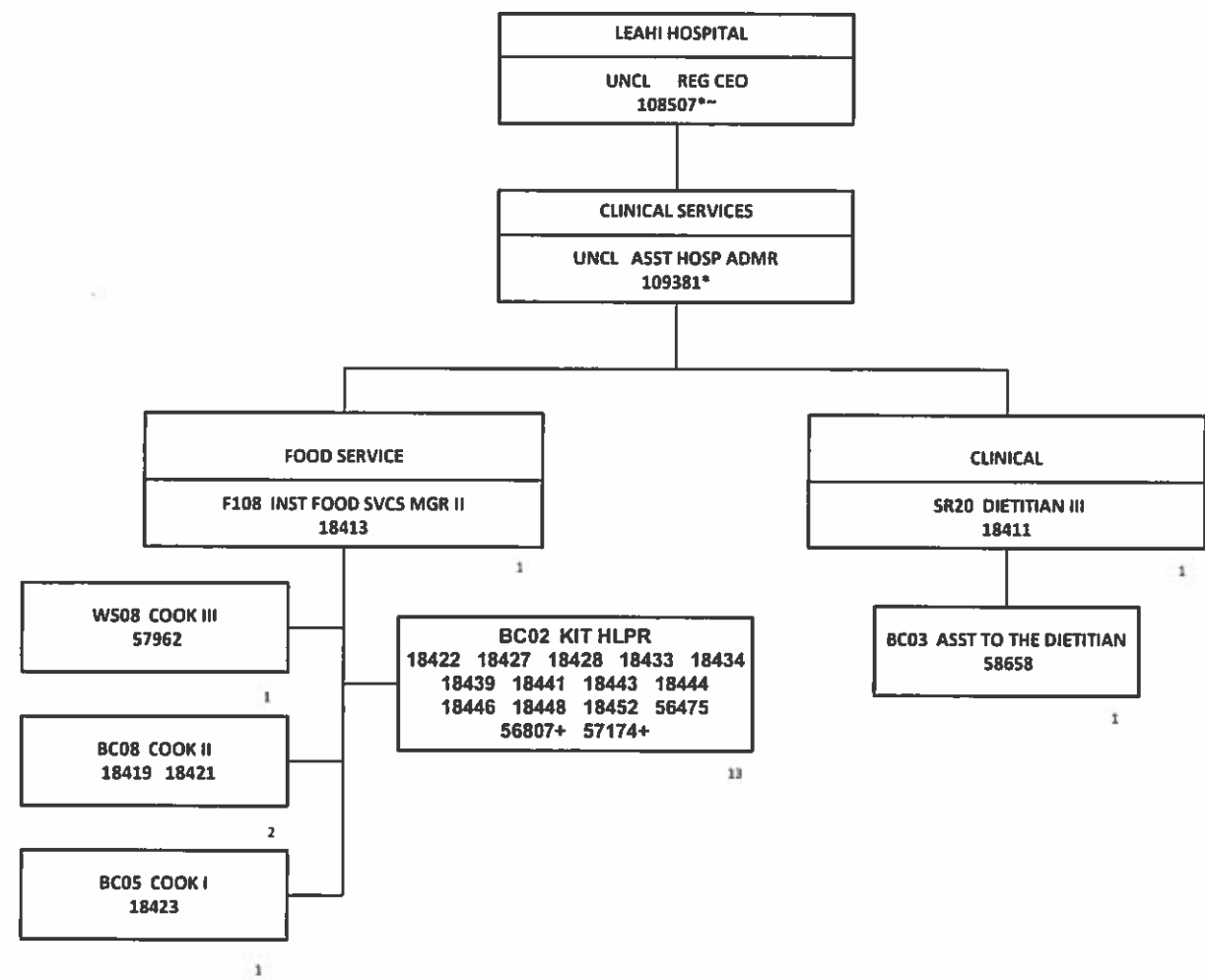
*NOT INCLUDED IN POSITION COUNT ON THIS CHART
+TEMPORARY POSITION, NOT INCLUDED ON POSITION COUNT
~POSITION LOCATED AT MALUHIA



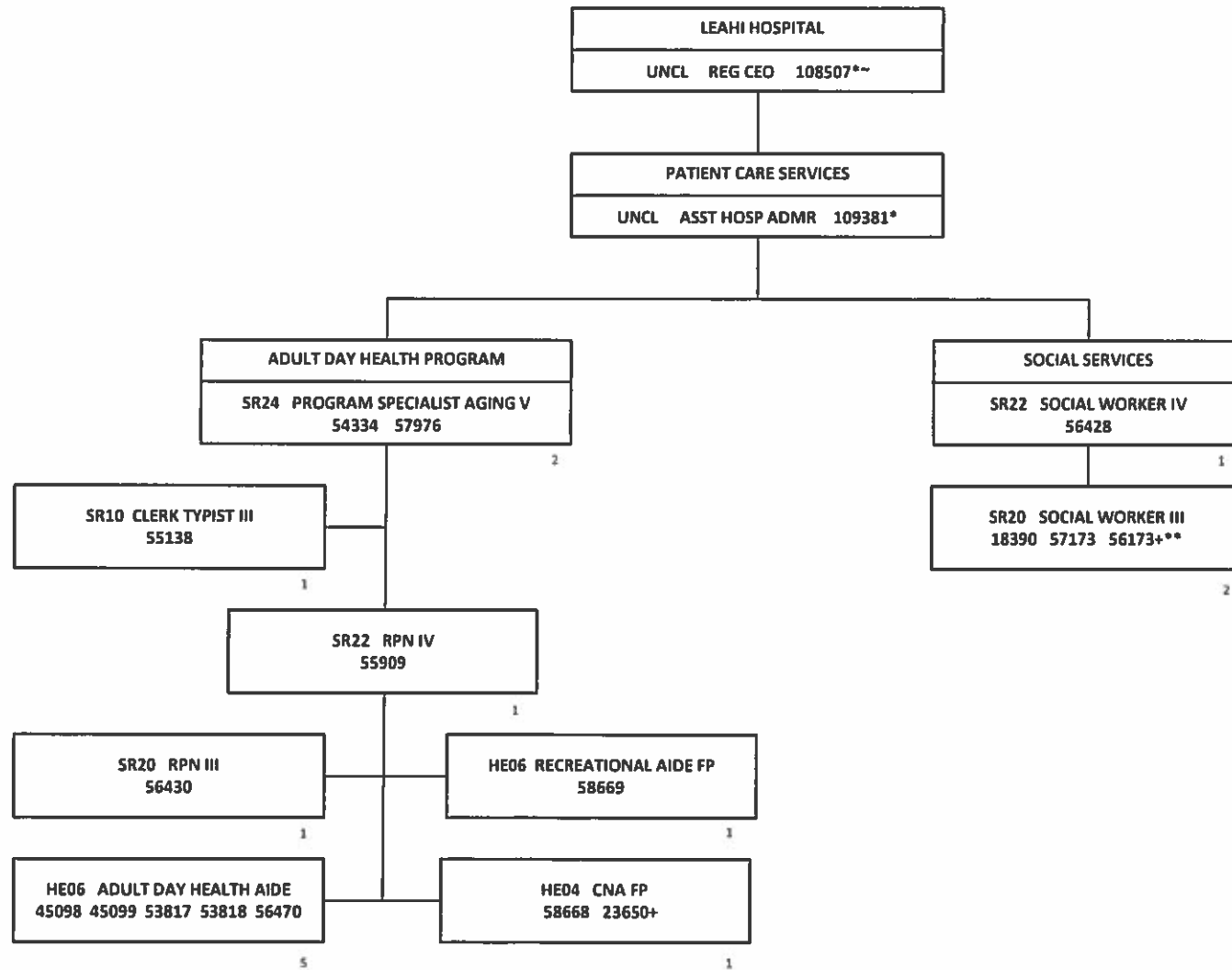
*NOT INCLUDED IN POSITION COUNT ON THIS CHART
~POSITION LOCATED AT MALUHIA



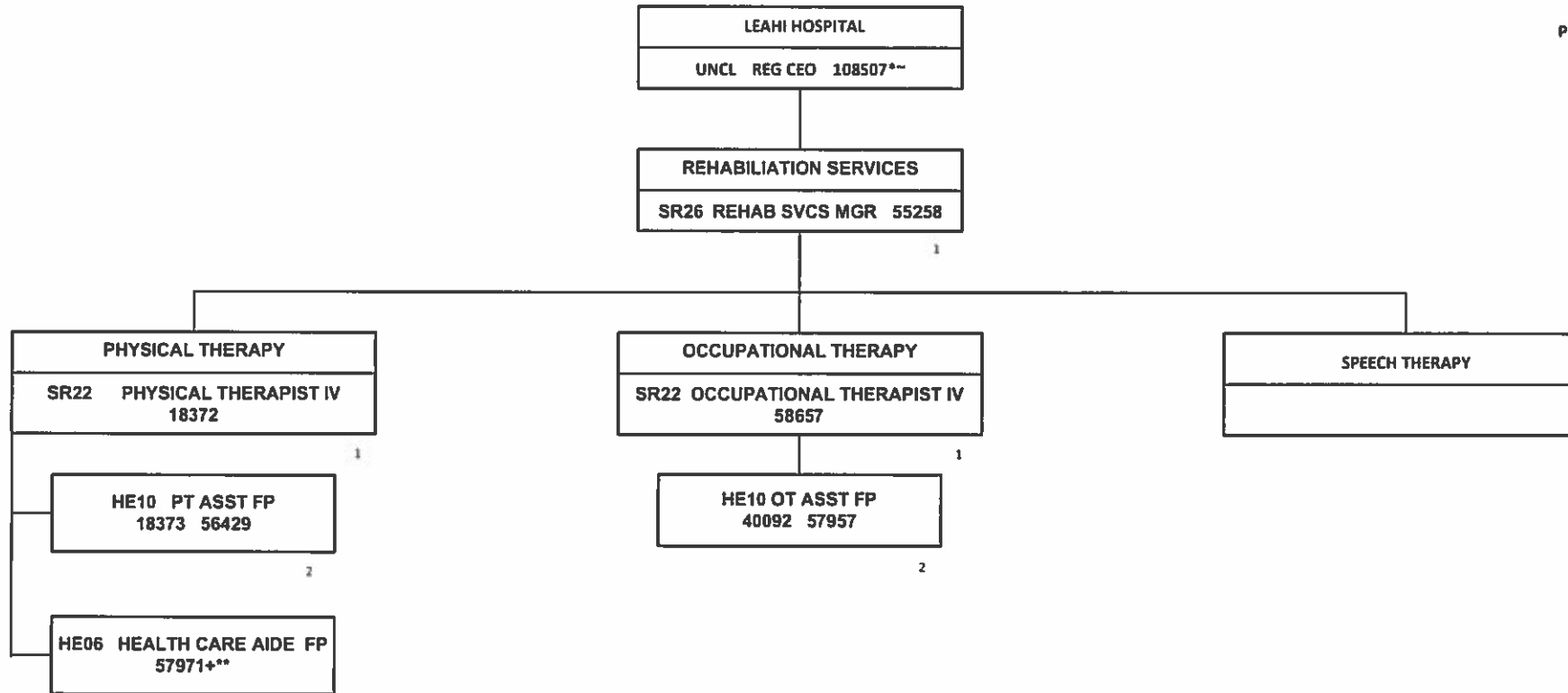
*NOT INCLUDED IN POSITION COUNT ON THIS CHART
+TEMPORARY POSITION, NOT INCLUDED IN POSITION COUNT
** 48% FTE
^ 80% FTE
@ 38% FTE
~POSITION LOCATED AT MALUHIA



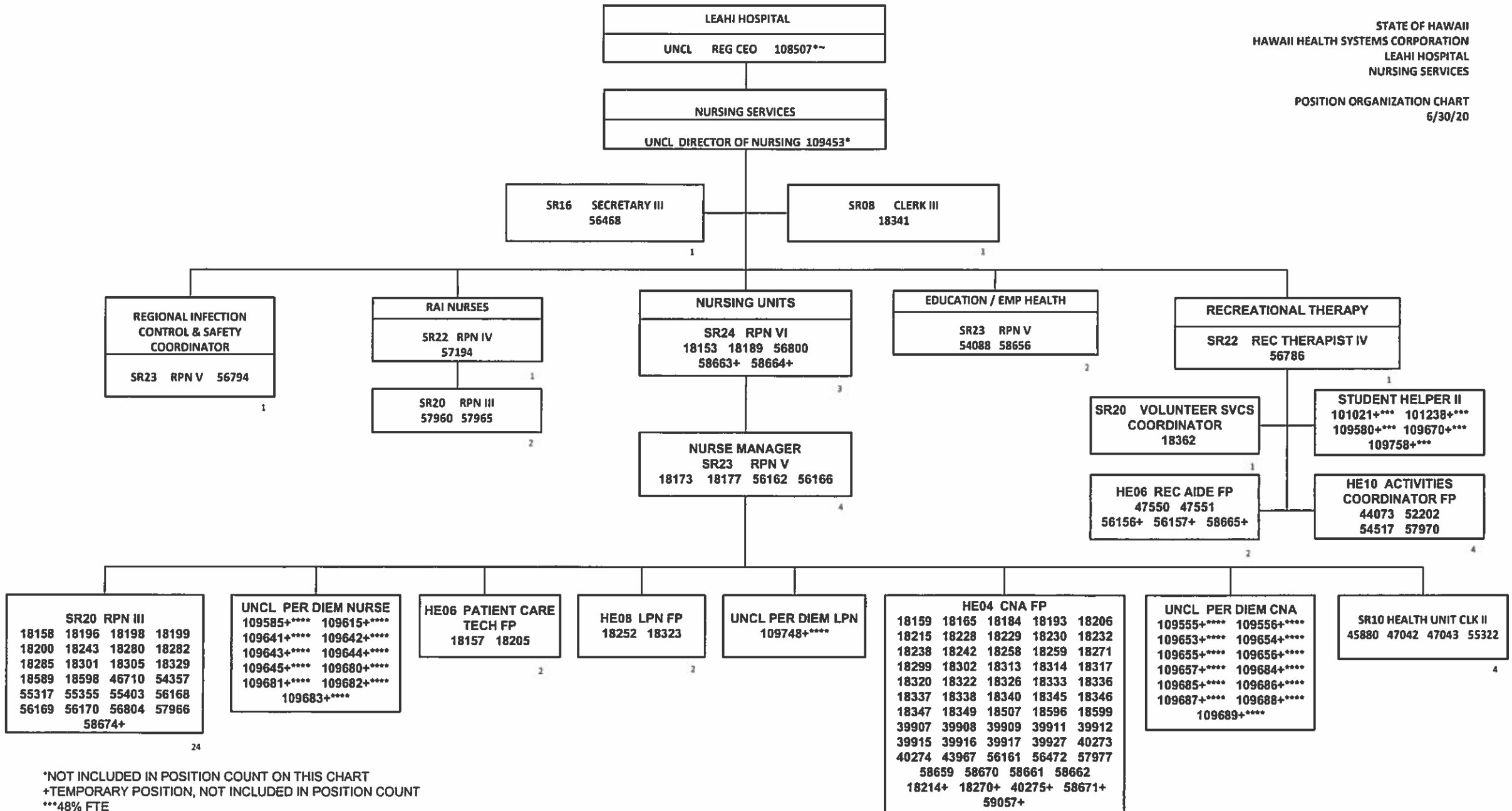
*NOT INCLUDED IN POSITION COUNT ON THIS CHART
+TEMPORARY POSITION, NOT INCLUDED ON POSITION COUNT
~POSITION LOCATED AT MALUHIA



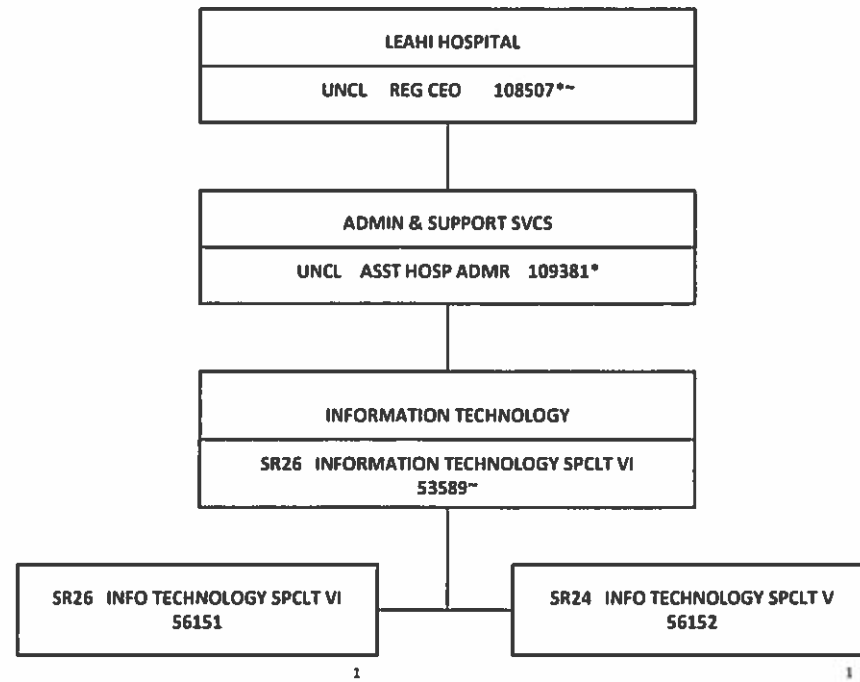
*NOT INCLUDED IN POSITION COUNT ON THIS CHART
+TEMPORARY POSITION, NOT INCLUDED ON POSITION COUNT
**50% FTE
~POSITION LOCATED AT MALUHIA



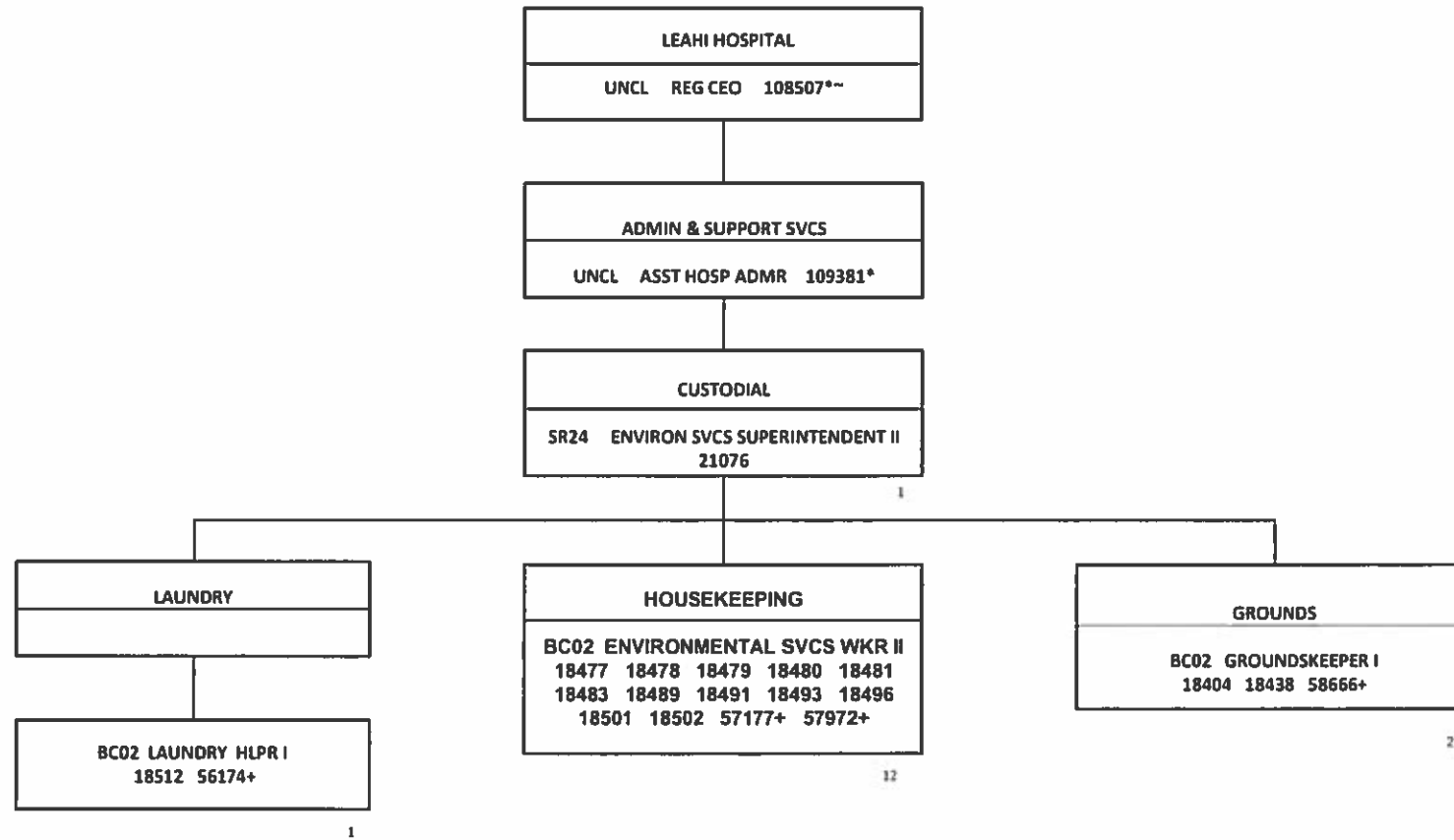
*NOT INCLUDED IN POSITION COUNT ON THIS CHART
+TEMPORARY POSITION, NOT INCLUDED IN POSITION COUNT
**50% FTE
~POSITION LOCATED AT MALUHIA



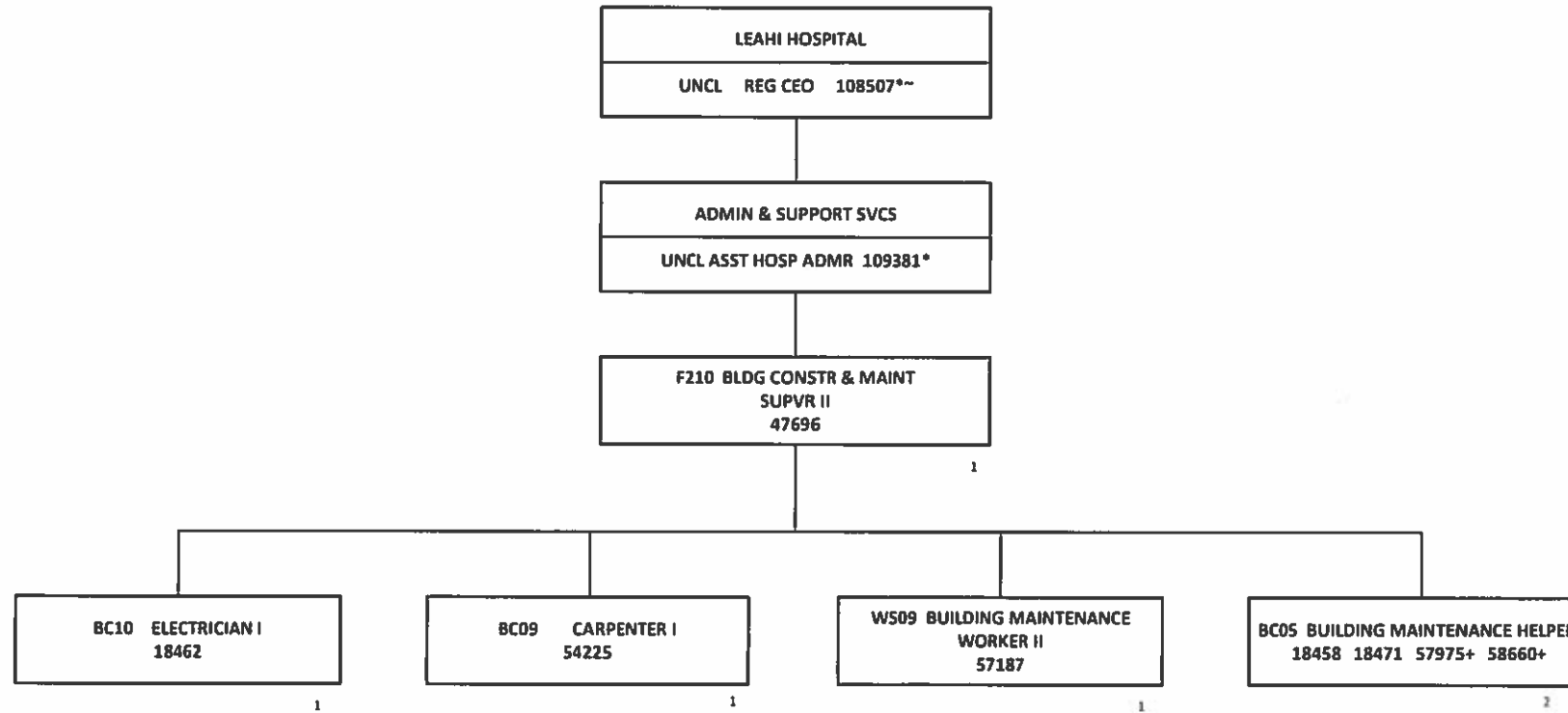
*NOT INCLUDED IN POSITION COUNT ON THIS CHART
+TEMPORARY POSITION, NOT INCLUDED IN POSITION COUNT
****48% FTE
*****30% FTE
-POSITION LOCATED AT MALUHIA



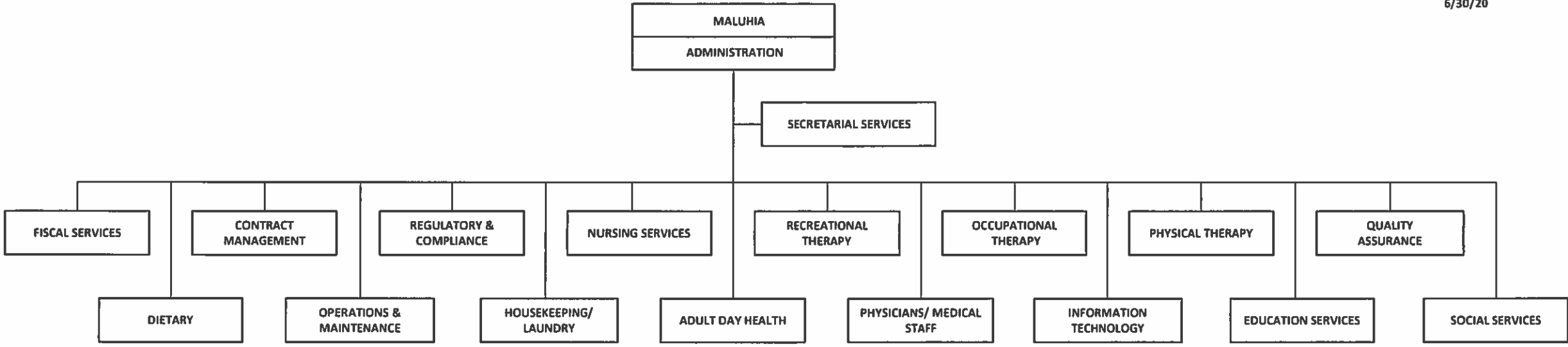
* NOT INCLUDED IN POSITION COUNT ON THIS CHART
-POSITION LOCATED AT MALUHIA

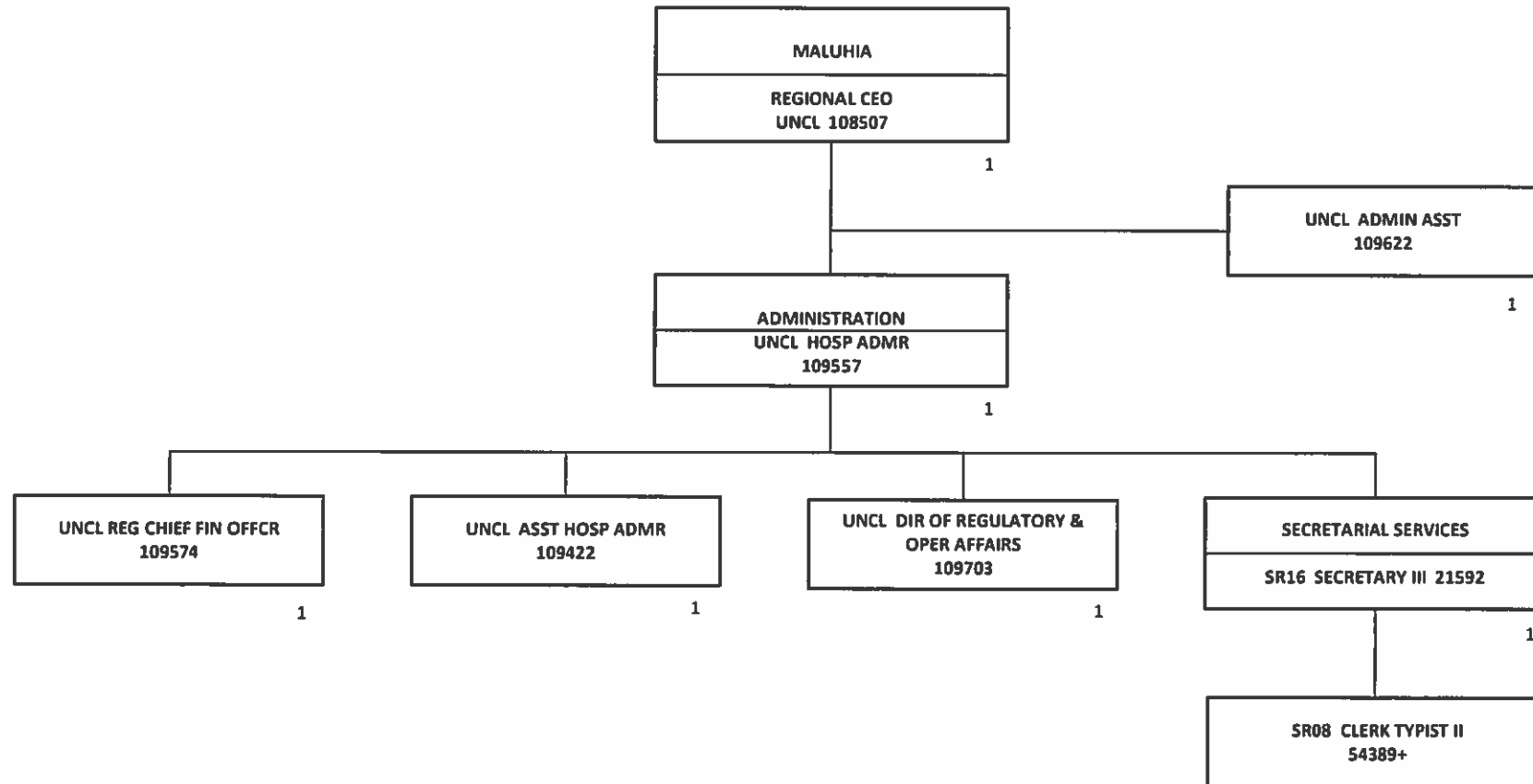


*NOT INCLUDED IN POSITION COUNT ON THIS CHART
+TEMPORARY POSITION, NOT INCLUDED IN POSITION COUNT
**50% FTE
~POSITION LOCATED AT MALUHIA

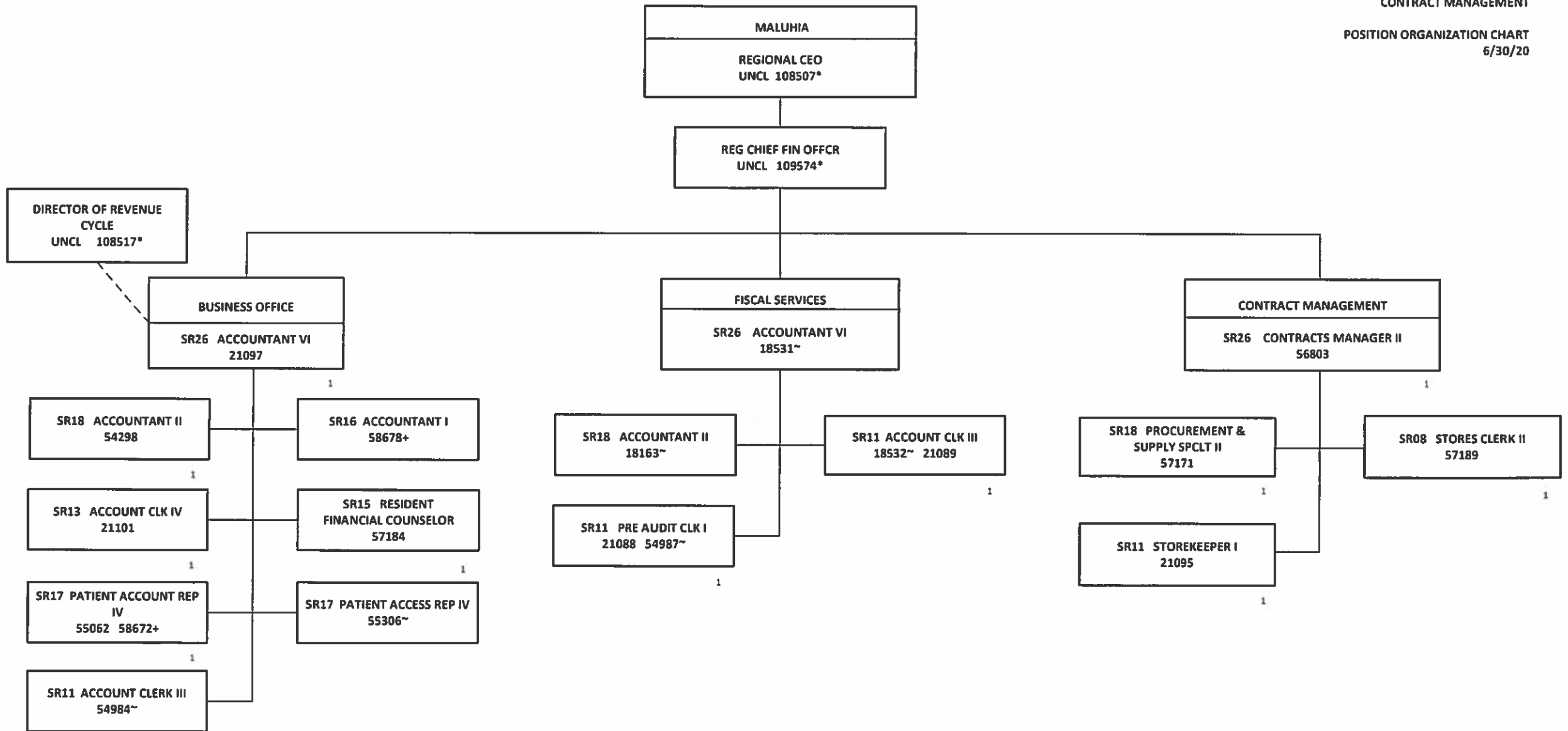


*NOT INCLUDED IN POSITION COUNT ON THIS CHART
+TEMPORARY POSITION NOT INCLUDED IN POSITION COUNT
~POSITION LOCATED AT MALUHIA

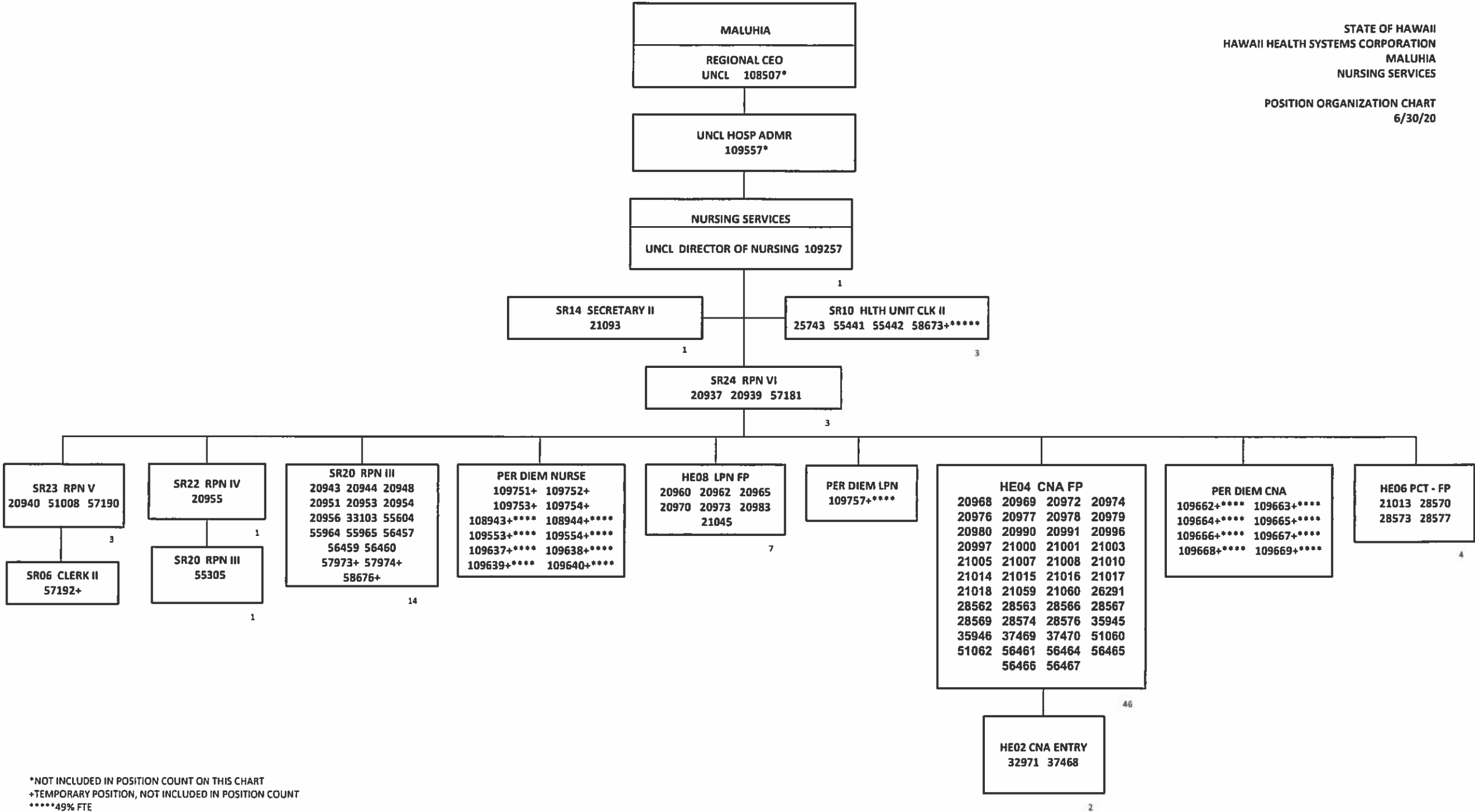




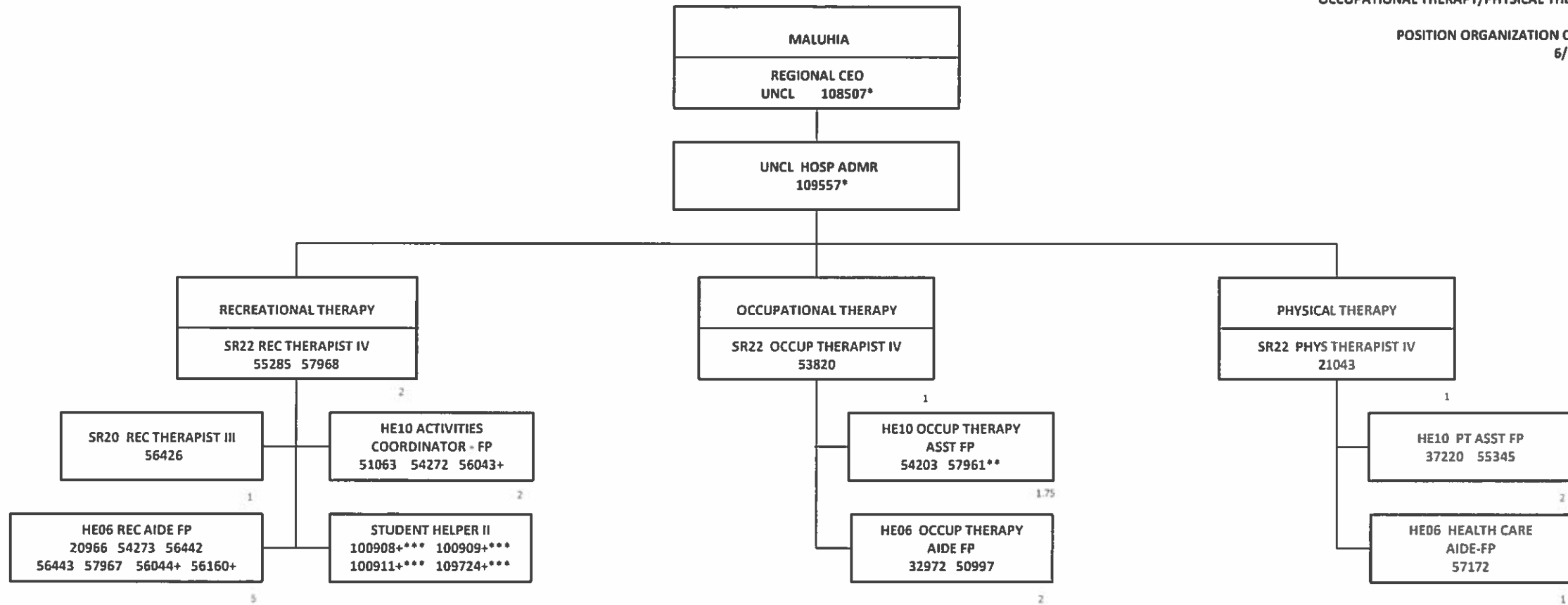
*NOT INCLUDED IN POSITION COUNT ON THIS CHART
+TEMPORARY POSITION, NOT INCLUDED IN POSITION COUNT



*NOT INCLUDED IN POSITION COUNT ON THIS CHART
+TEMPORARY POSITION, NOT INCLUDED IN POSITION COUNT
~POSITION LOCATED AT LEAHI

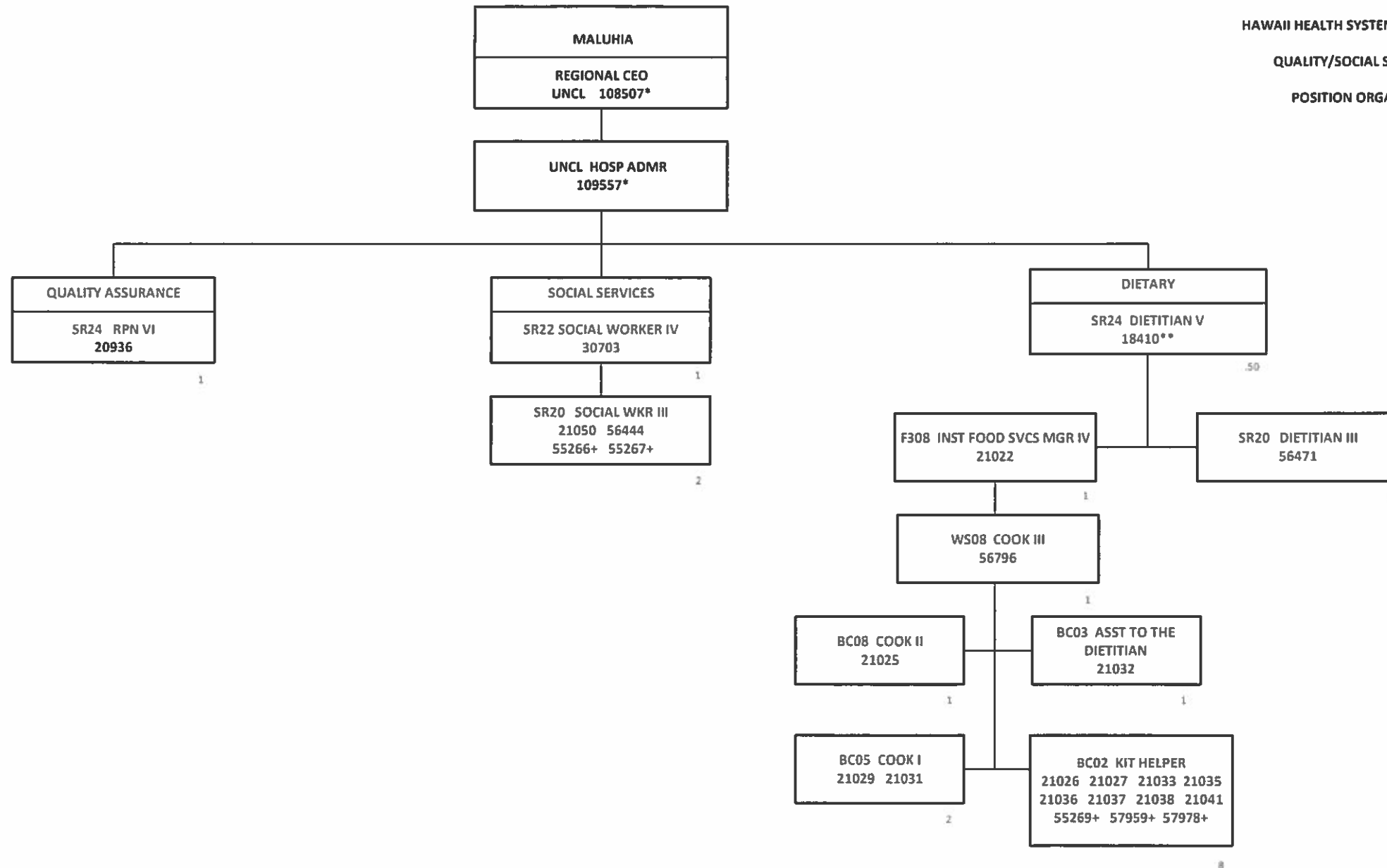


*NOT INCLUDED IN POSITION COUNT ON THIS CHART
 +TEMPORARY POSITION, NOT INCLUDED IN POSITION COUNT
 ****49% FTE
 ****30% FTE

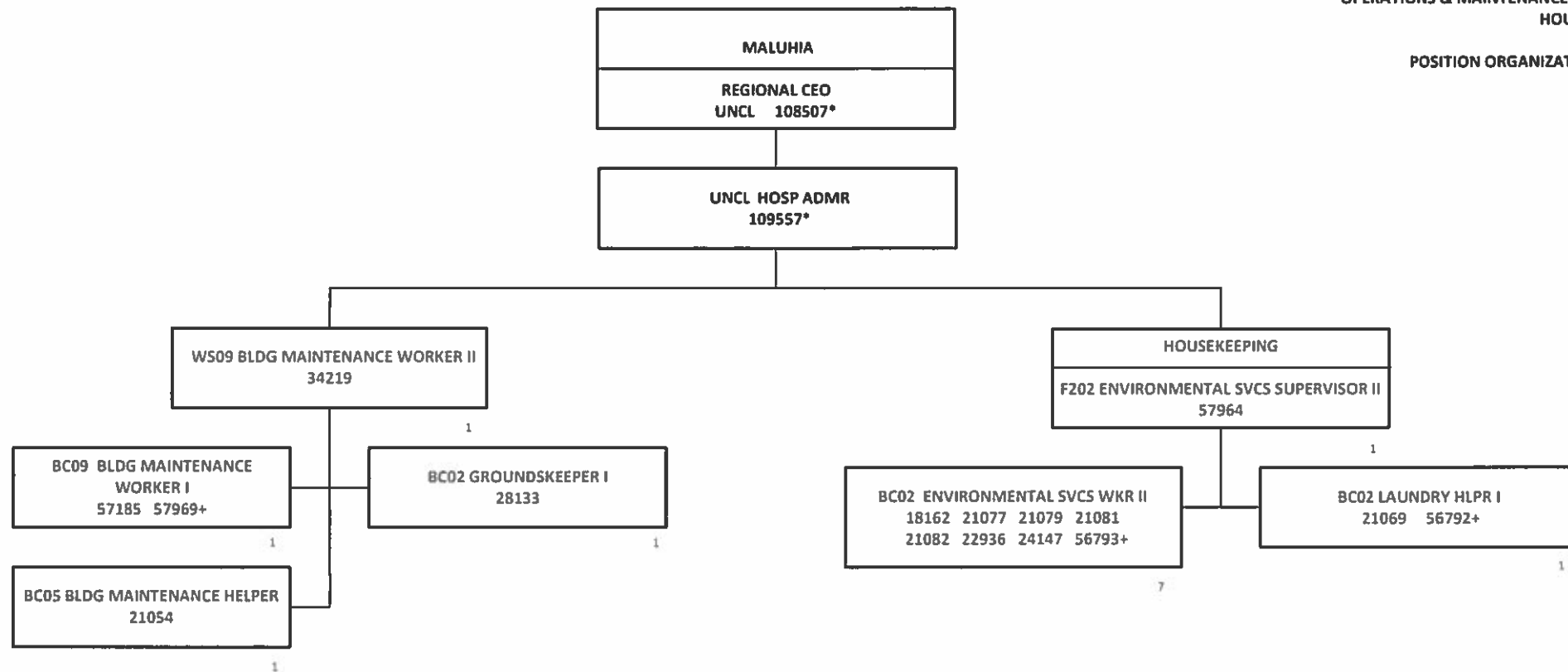


*NOT INCLUDED IN POSITION COUNT ON THIS CHART
+TEMPORARY POSITION, NOT INCLUDED IN POSITION COUNT
***48% FTE
**75% FTE

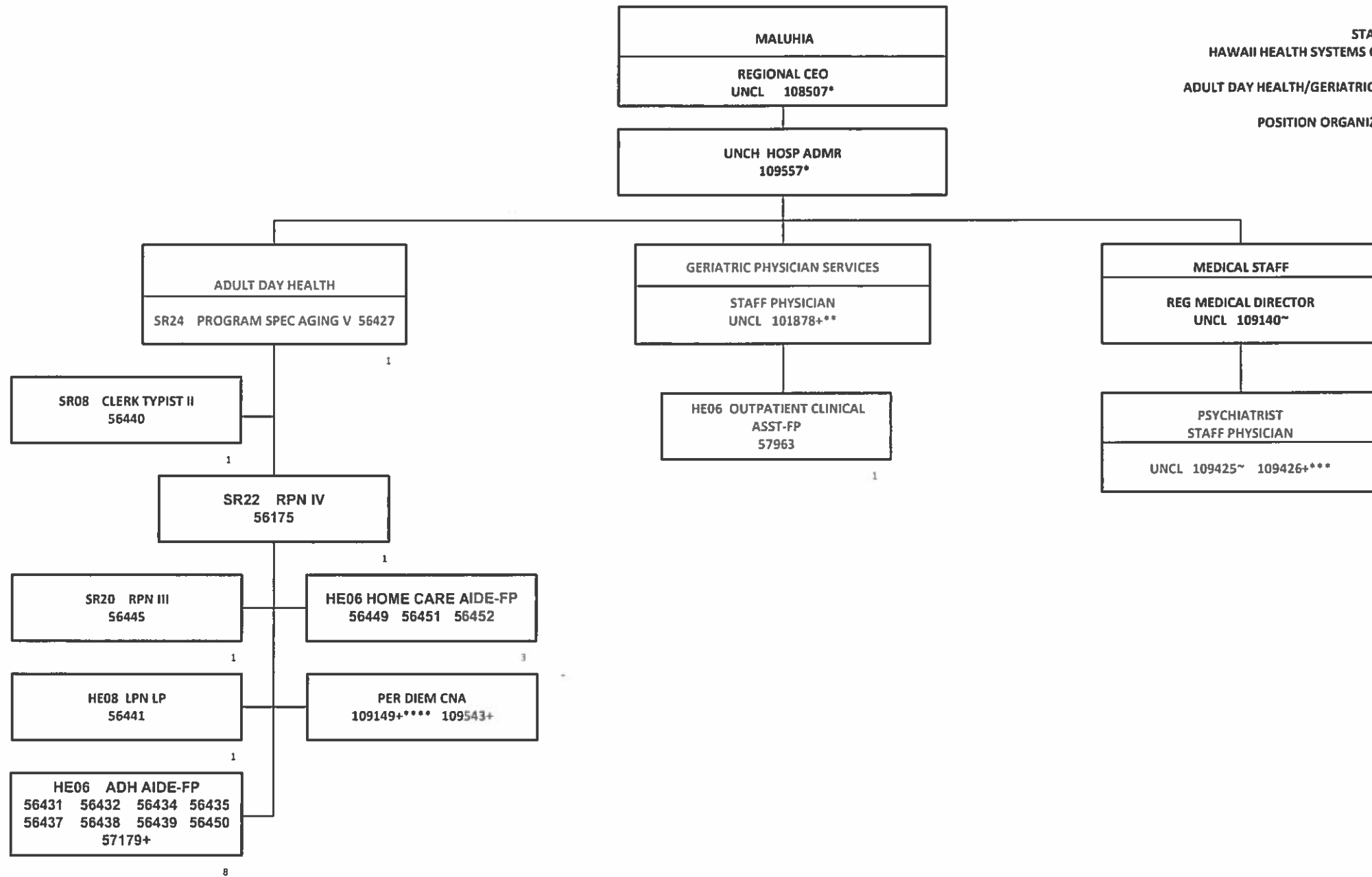
TOTAL FTE COUNT ON THIS CHART: 18.75



*NOT INCLUDED IN POSITION COUNT ON THIS CHART
+TEMPORARY POSITION, NOT INCLUDED IN POSITION COUNT
**50% FTE



*NOT INCLUDED IN POSITION COUNT ON THIS CHART
+TEMPORARY POSITION, NOT INCLUDED ON POSITION COUNT



*NOT INCLUDED IN POSITION COUNT ON THIS CHART

**50% FTE

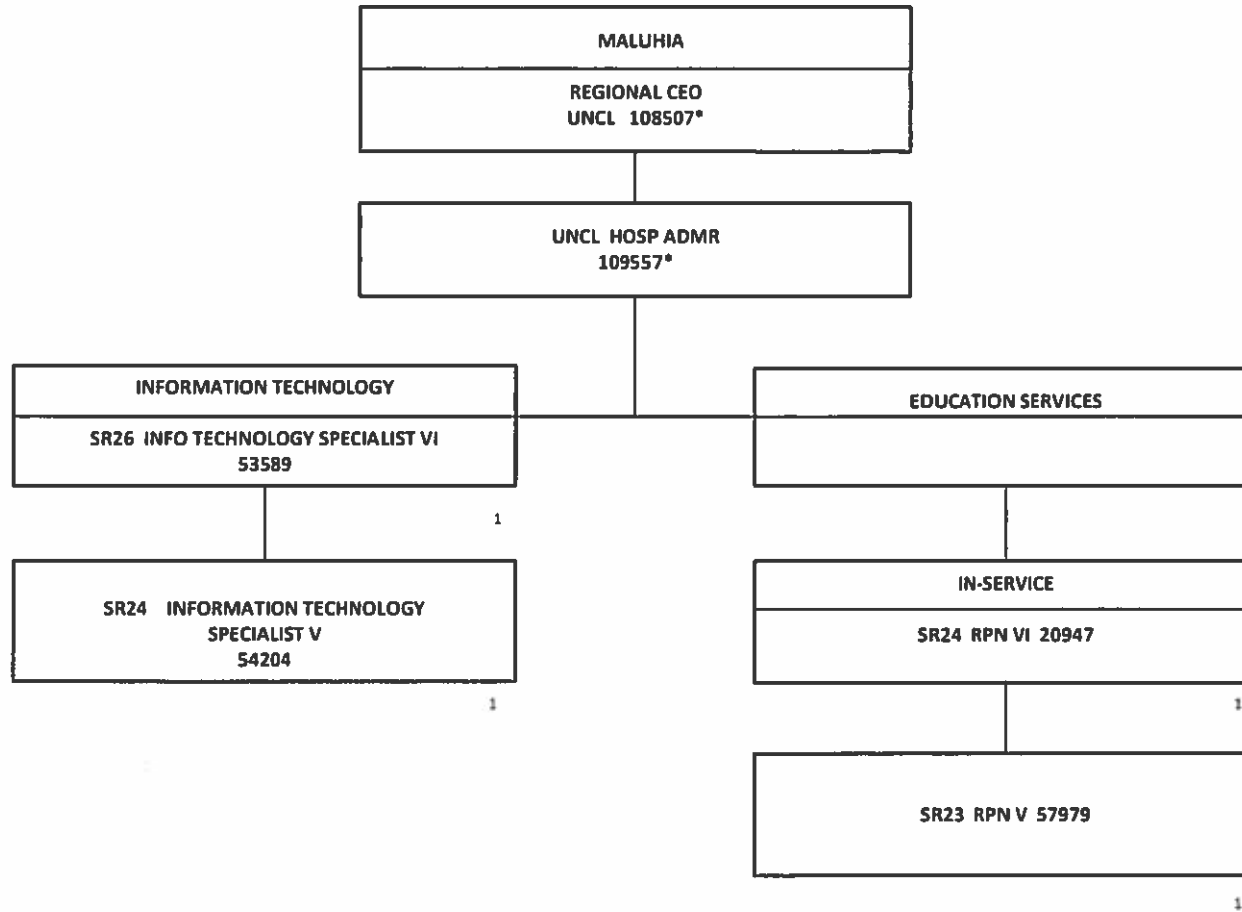
***48% FTE

****30% FTE

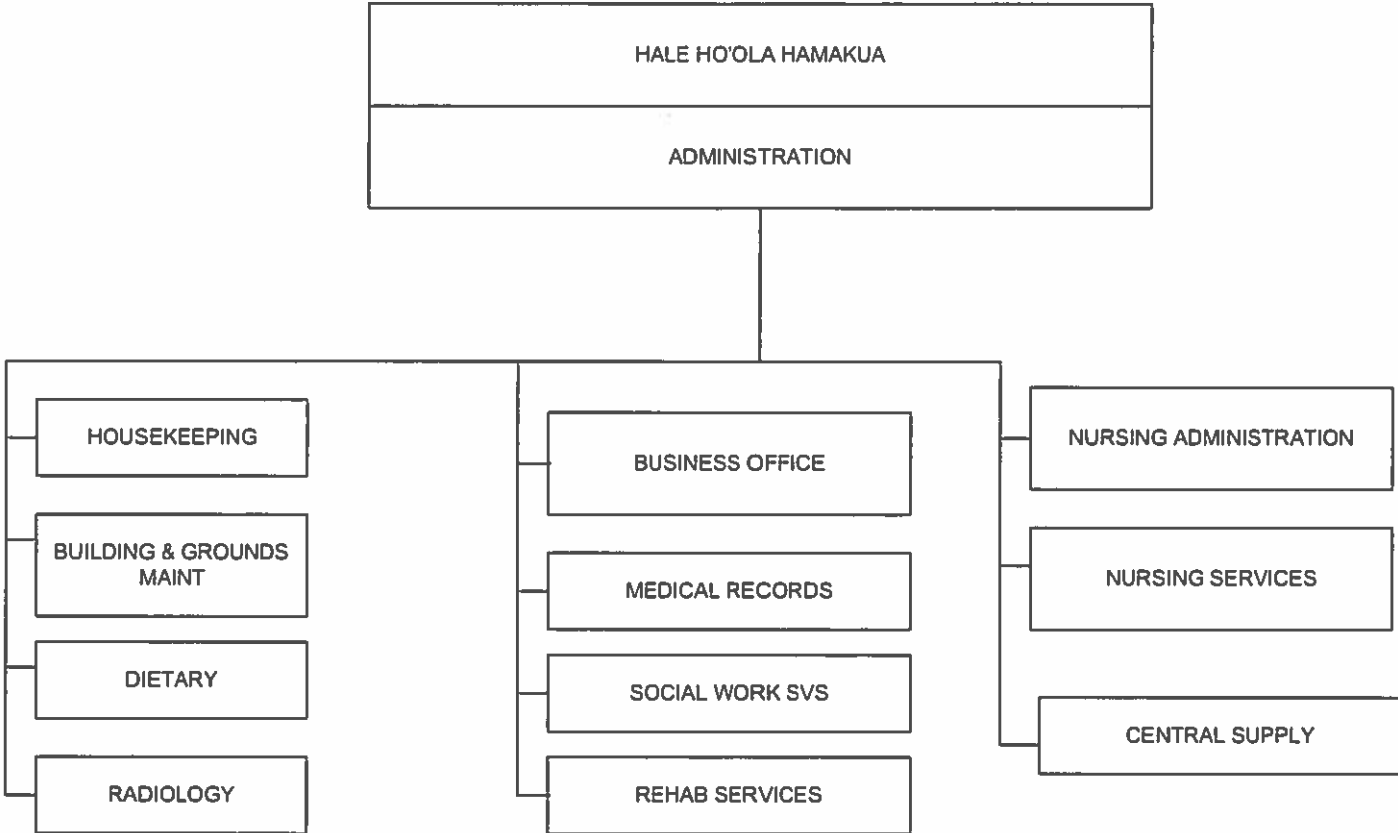
+TEMPORARY POSITION, NOT INCLUDED IN POSITION COUNT

~POSITION LOCATED AT LEAHI

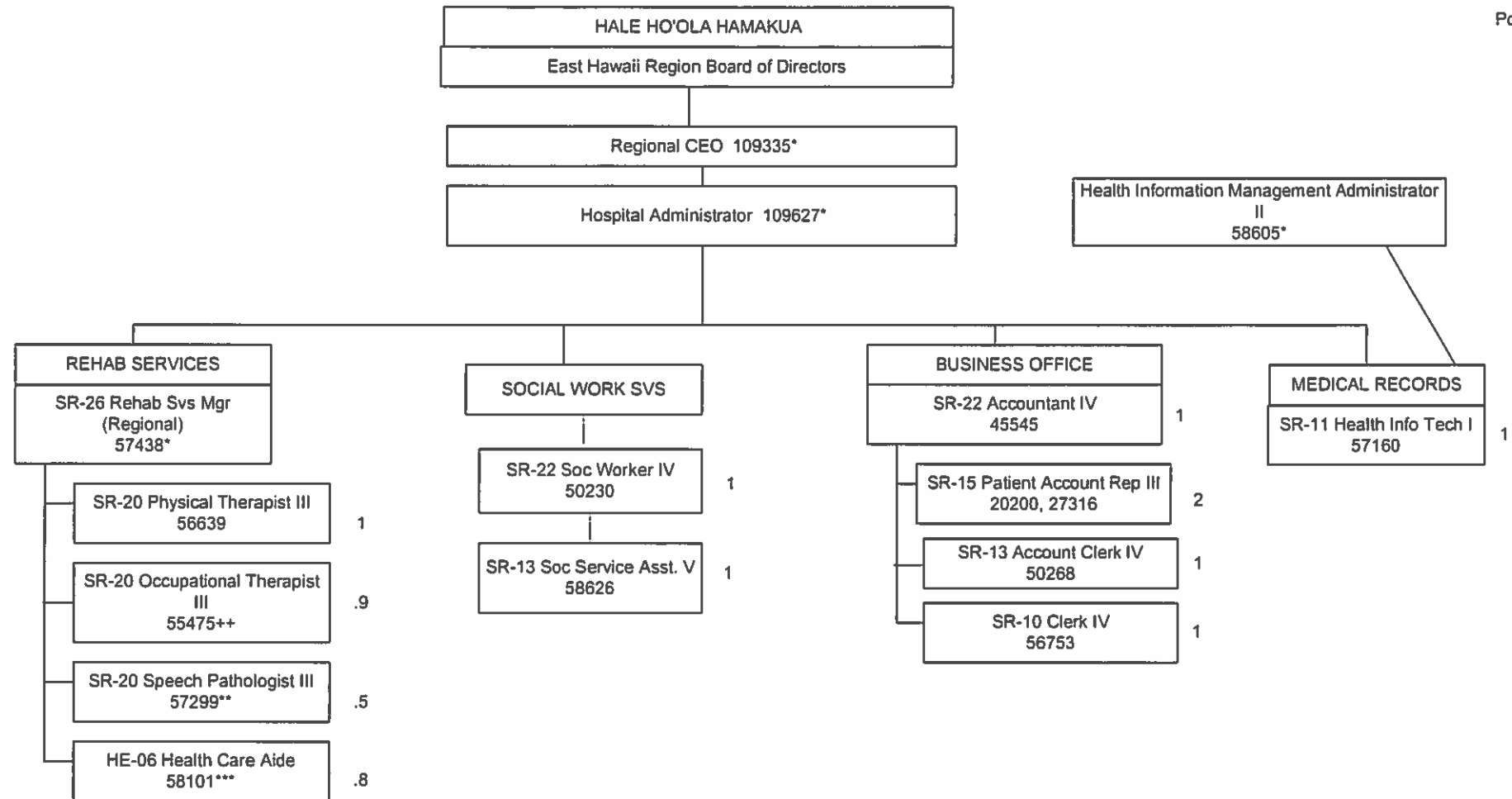
TOTAL FTE COUNT ON THIS CHART: 17



*NOT INCLUDED IN POSITION COUNT ON THIS CHART



Position Organization Chart



Updated 5/12; 11/12, 9/13, 1/14,
9/14, 1/15, 7/15, 10/15, 7/16, 1/17, 7/17, 1/18, 7/18,
1/19, 7/19, 1/20, 7/20

*Not Included in Position Count on This Chart

**50%

##75%

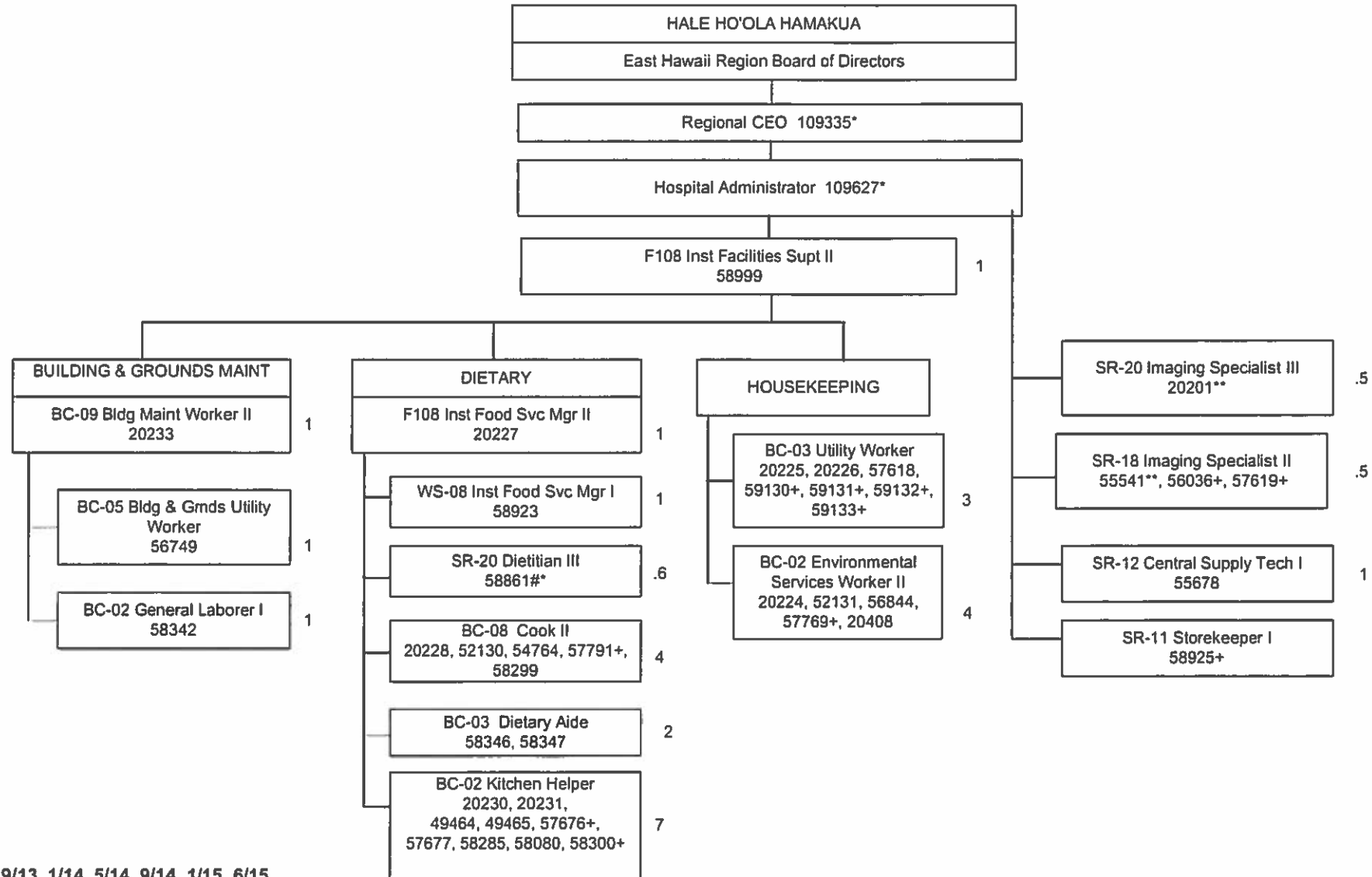
***80%

++90%

+Temporary Position, Not Included in Position Count

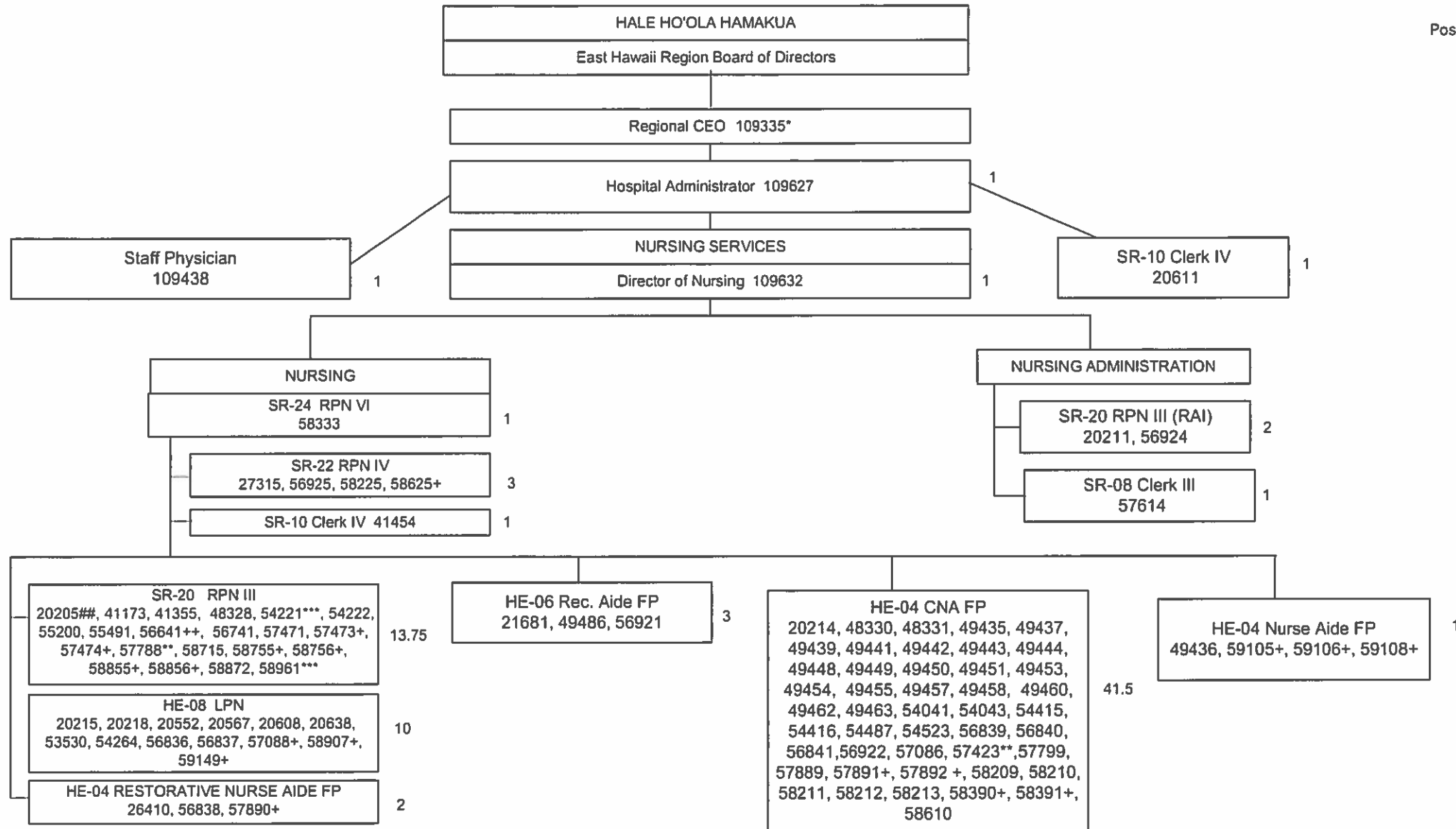
Total FTE on this Chart: 11.2

Position Organization Chart



Updated 10/12, 9/13, 1/14, 5/14, 9/14, 1/15, 6/15, 11/15, 7/16, 7/17, 1/18, 7/18, 1/19, 7/19, 1/20, 7/20
 *Position Not Included in Position Count on this Chart
 +Temporary Position Not Included in Position Count on This Chart
 **50%
 #*60%

Position Organization Chart



Update 4/12; 11/12, 1/14, 9/14, 1/15, 7/15, 10/15,
7/16, 1/17, 7/17, 1/18, 7/18, 1/19, 7/19, 1/20, 7/20

*Not Included in Position Count on This Chart

**#30%

**50%

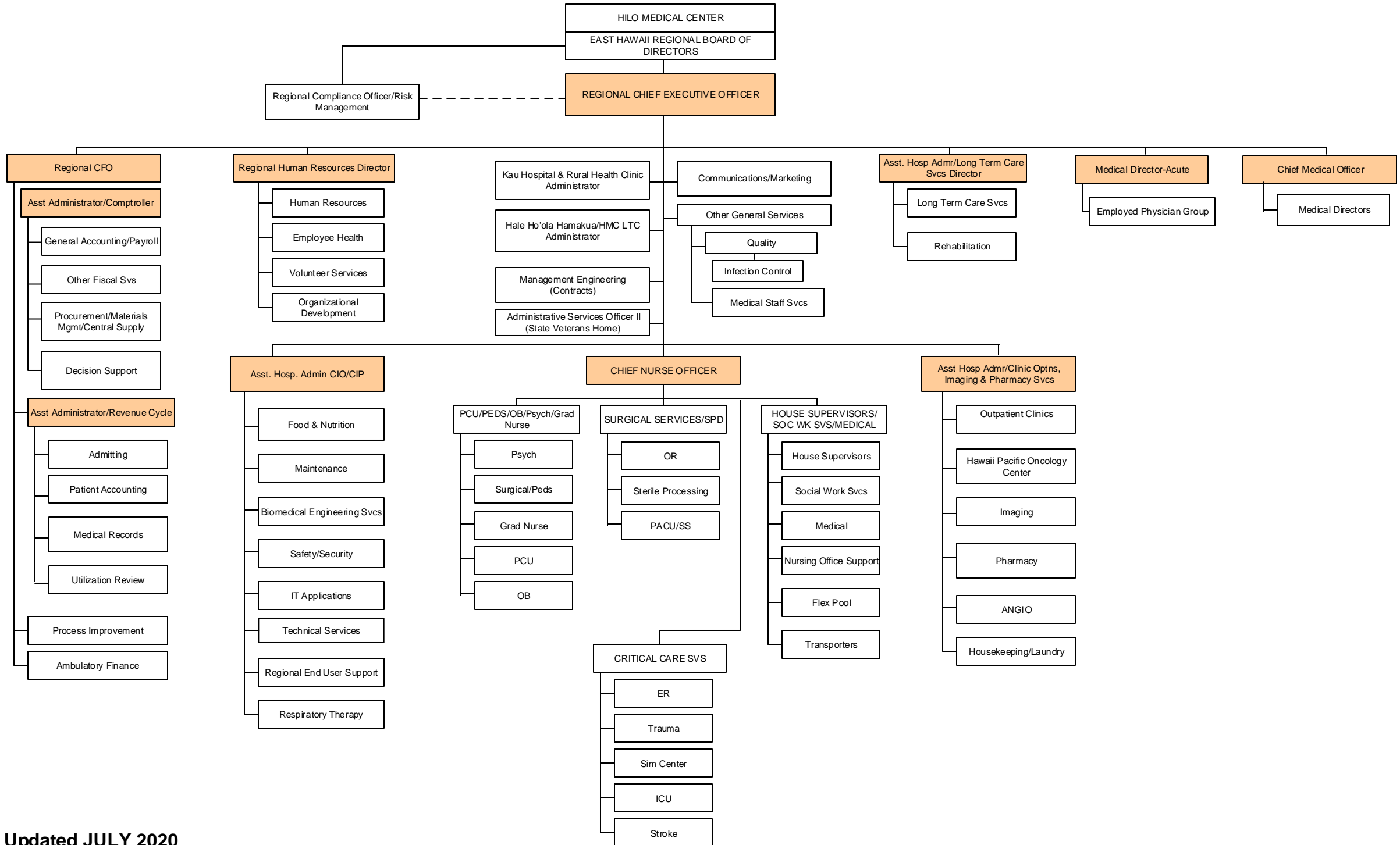
##75%

***80%

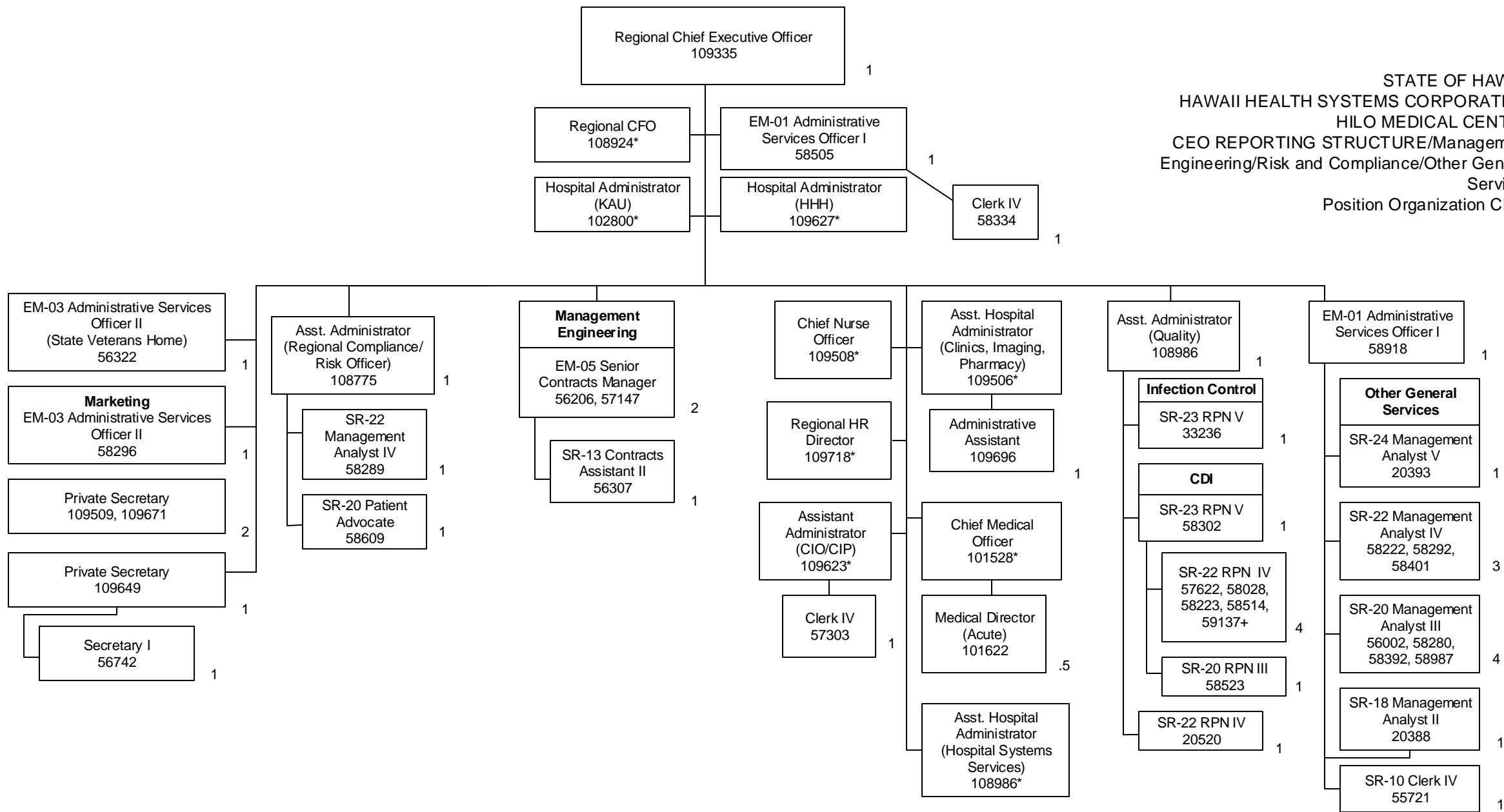
++90%

+Temporary Position, Not Included in Position Count

Total FTE on this Chart: 83.25



STATE OF HAWAII
HAWAII HEALTH SYSTEMS CORPORATION
HILO MEDICAL CENTER
CEO REPORTING STRUCTURE/Management
Engineering/Risk and Compliance/Other General
Services
Position Organization Chart



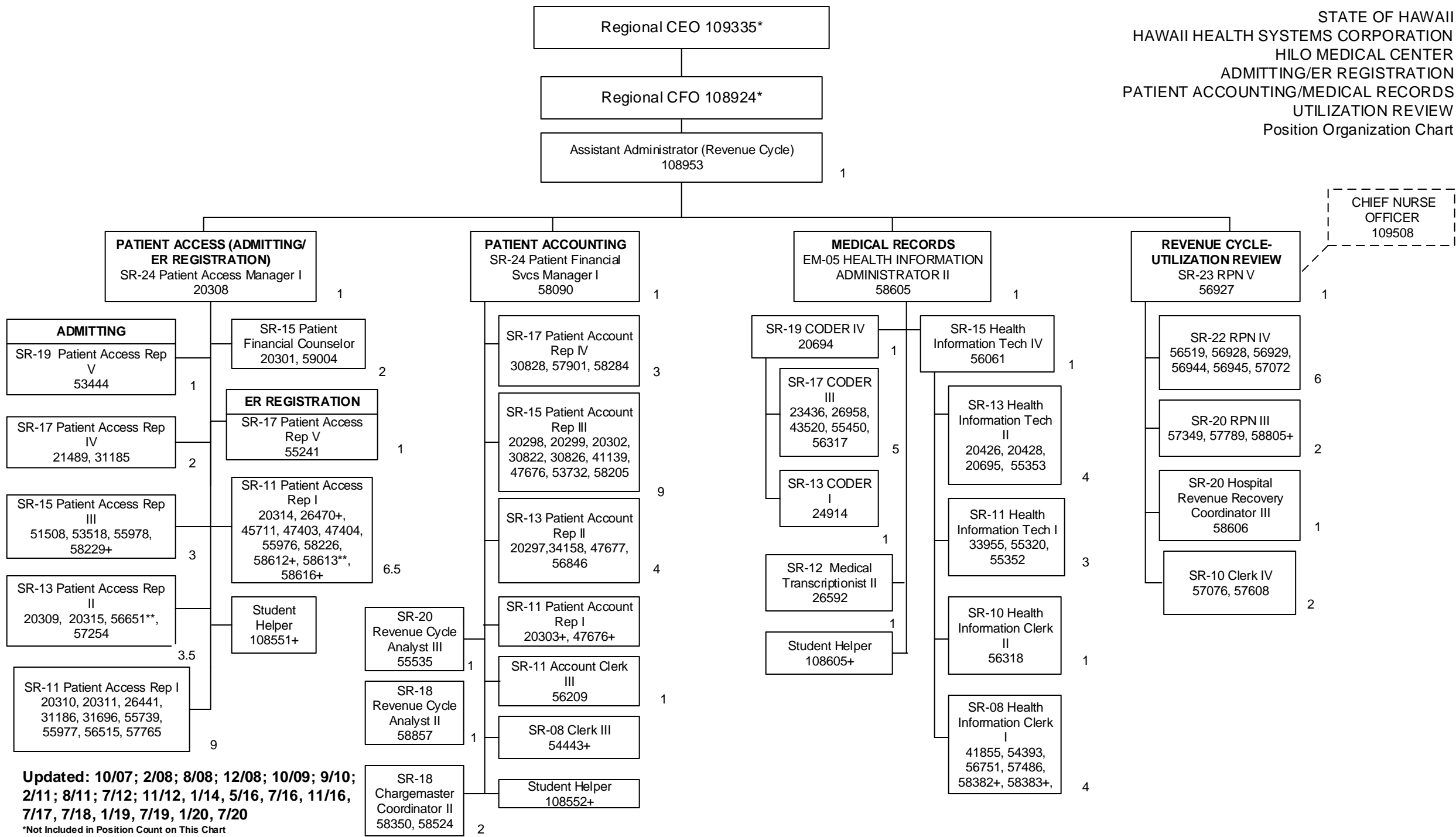
Updated: 10/07; 2/08; 12/08; 10/09; 3/10; 5/10; 2/11; 8/11; 7/12; 11/12, 3/14

2/15, 7/15, 7/16, 7/17, 7/18, 1/19, 7/19, 1/20, 7/20

*Not Included in Position Count on This Chart

+Temporary Position, Not Included in Position Count

**50%

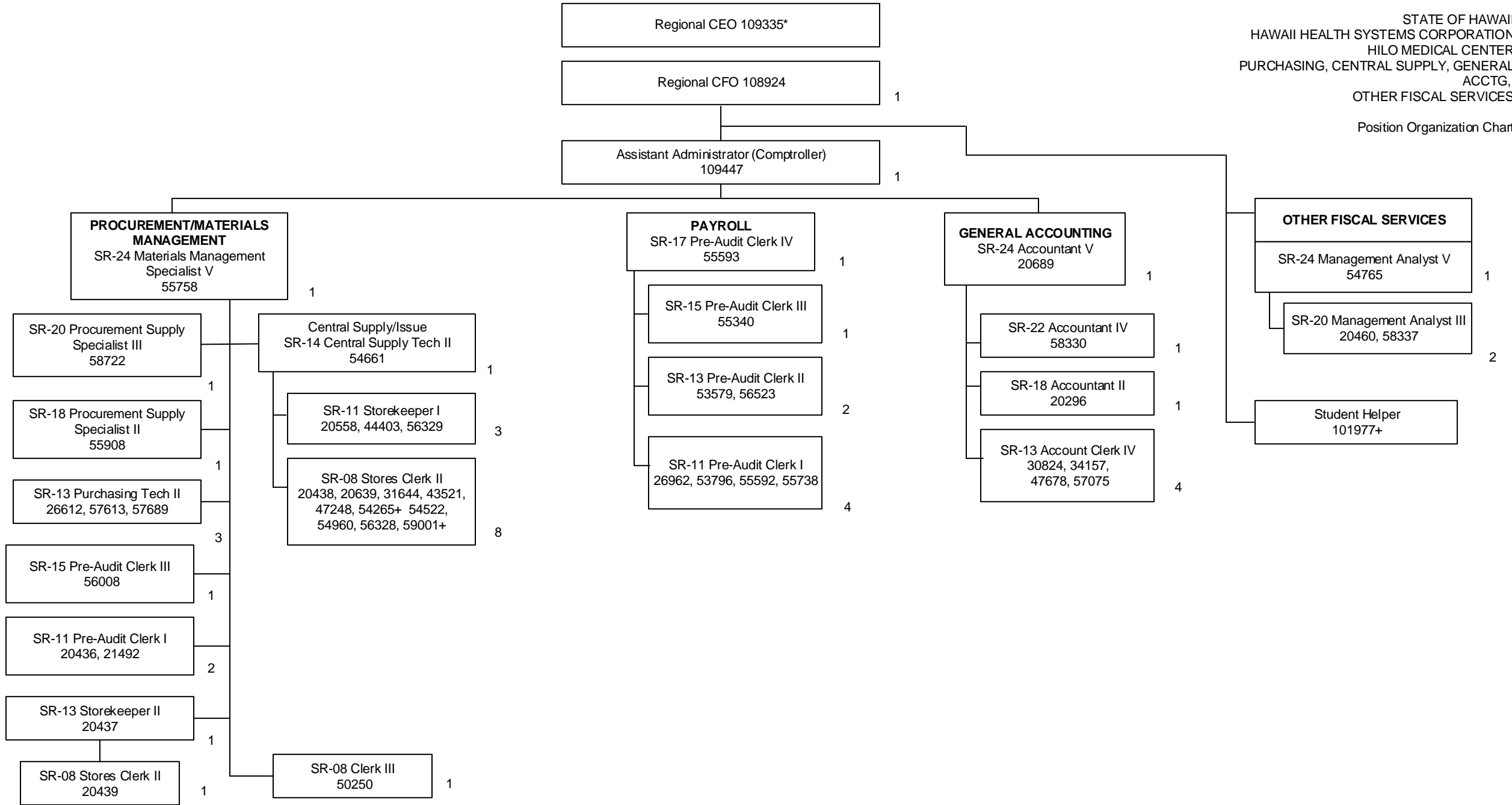


Updated: 10/07; 2/08; 8/08; 12/08; 10/09; 9/10; 2/11; 8/11; 7/12; 11/12, 1/14, 5/16, 7/16, 11/16, 7/17, 7/18, 1/19, 7/19, 1/20, 7/20

*Not Included in Position Count on This Chart
+Temporary Position, Not Included in Position Count
**50%
#60%
***80%
++90%

Total Position FTE Count on This Chart: 86

Position Organization Chart

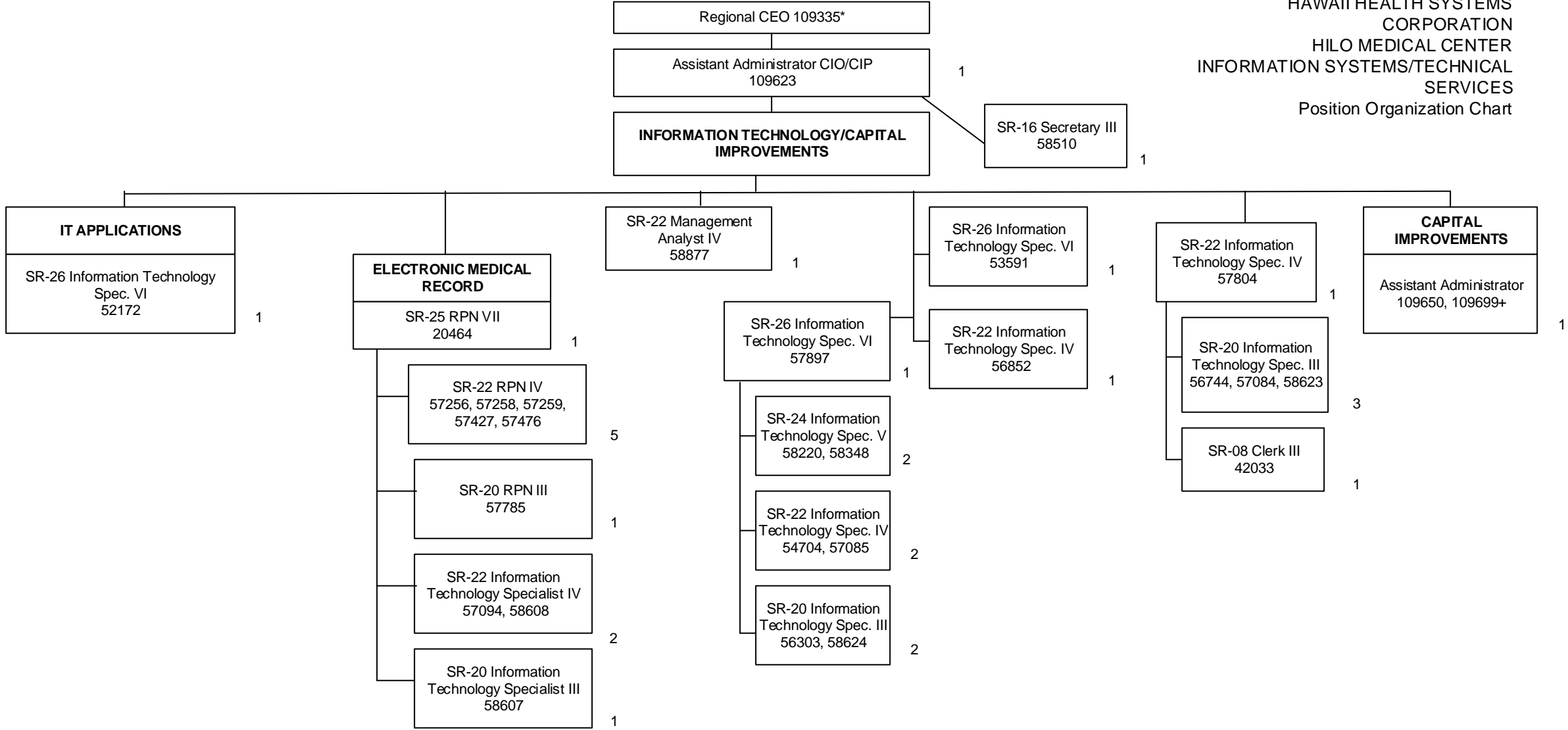


Updated: 10/07; 2/08; 8/08; 12/08; 10/09; 9/10; 2/11; 8/11;
7/12; 11/12, 1/14, 11/14, 1/15, 6/16, 7/17, 7/18, 1/19, 7/19,
1/20, 7/20

*Not Included in Position Count on This Chart
+Temporary Position, Not Included in Position Count
**50%

Total Position FTE Count on This Chart: 44

STATE OF HAWAII
HAWAII HEALTH SYSTEMS
CORPORATION
HILO MEDICAL CENTER
INFORMATION SYSTEMS/TECHNICAL
SERVICES
Position Organization Chart

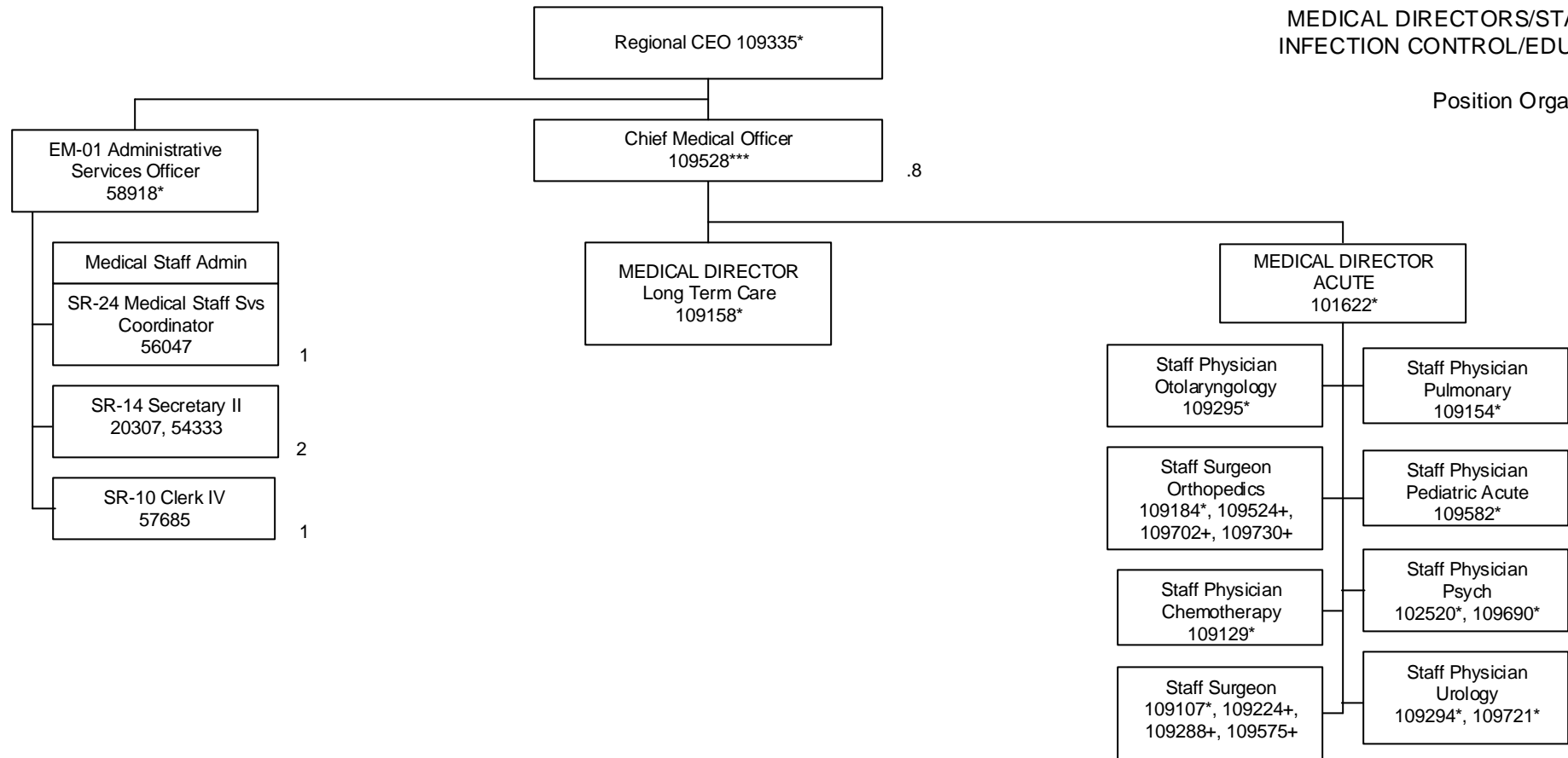


Updated 3/16/12, 4/12; 7/12; 11/12; 7/13, 7/14, 7/16, 7/17, 7/18, 1/19, 7/19, 1/20, 7/20

*Not Included in Position Count on This Chart
+Temporary Position, Not Included in Position Count
**50%

Total Position FTE Count on This Chart: 29

STATE OF HAWAII
HAWAII HEALTH SYSTEMS
CORPORATION
HILO MEDICAL CENTER
MEDICAL DIRECTORS/STAFF/QUALITY
INFECTION CONTROL/EDUCATION/CDI/
PHYSICIANS
Position Organization Chart



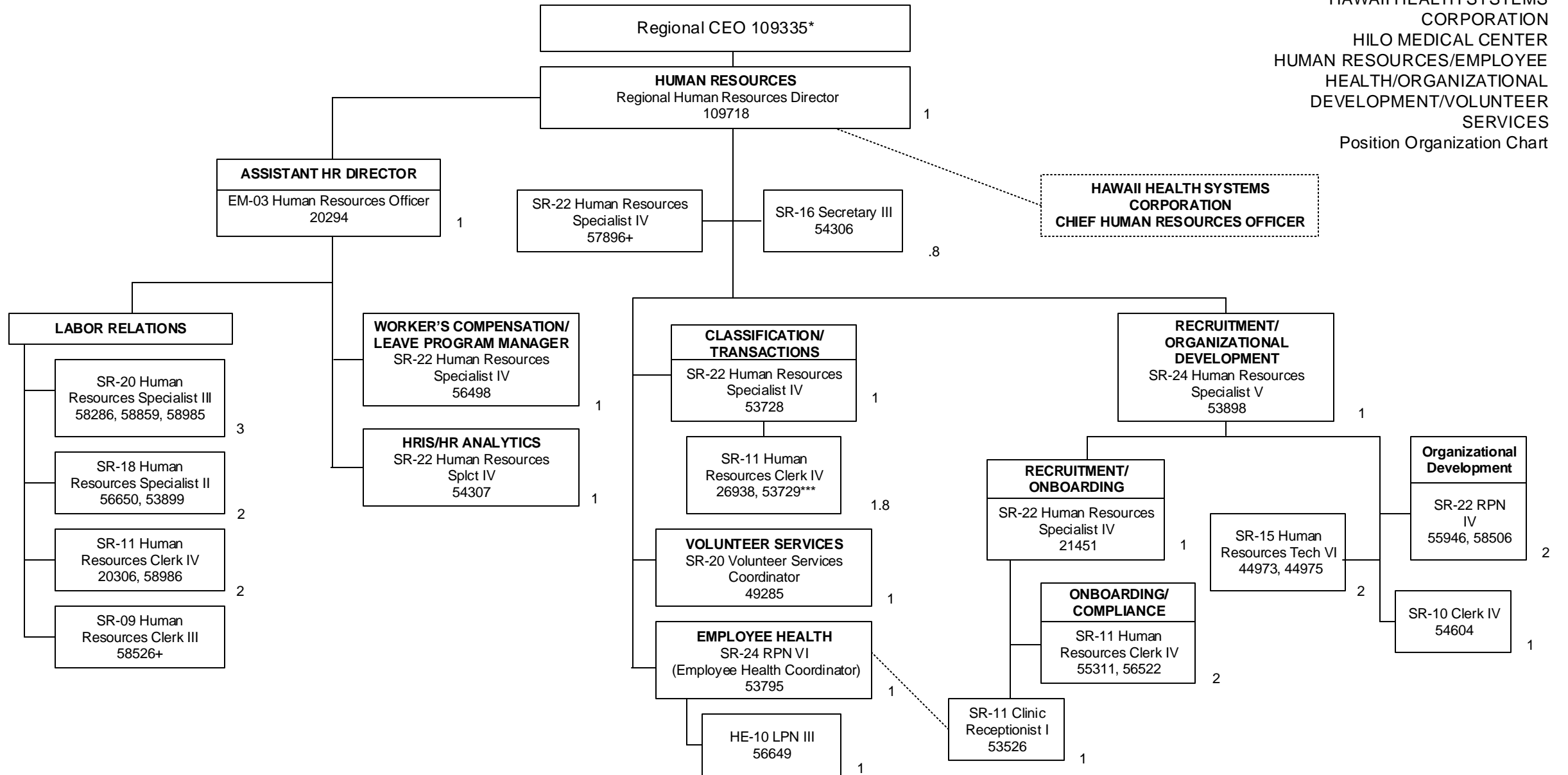
Updated: 10/07; 2/08; 12/08; 10/09; 3/10; 5/10; 2/11; 8/11; 7/12; 11/12, 3/14
2/15, 7/15, 7/16, 7/17, 7/18, 1/19, 7/19, 1/20, 7/20

*Not Included in Position Count on This Chart

+Temporary Position, Not Included in Position Count

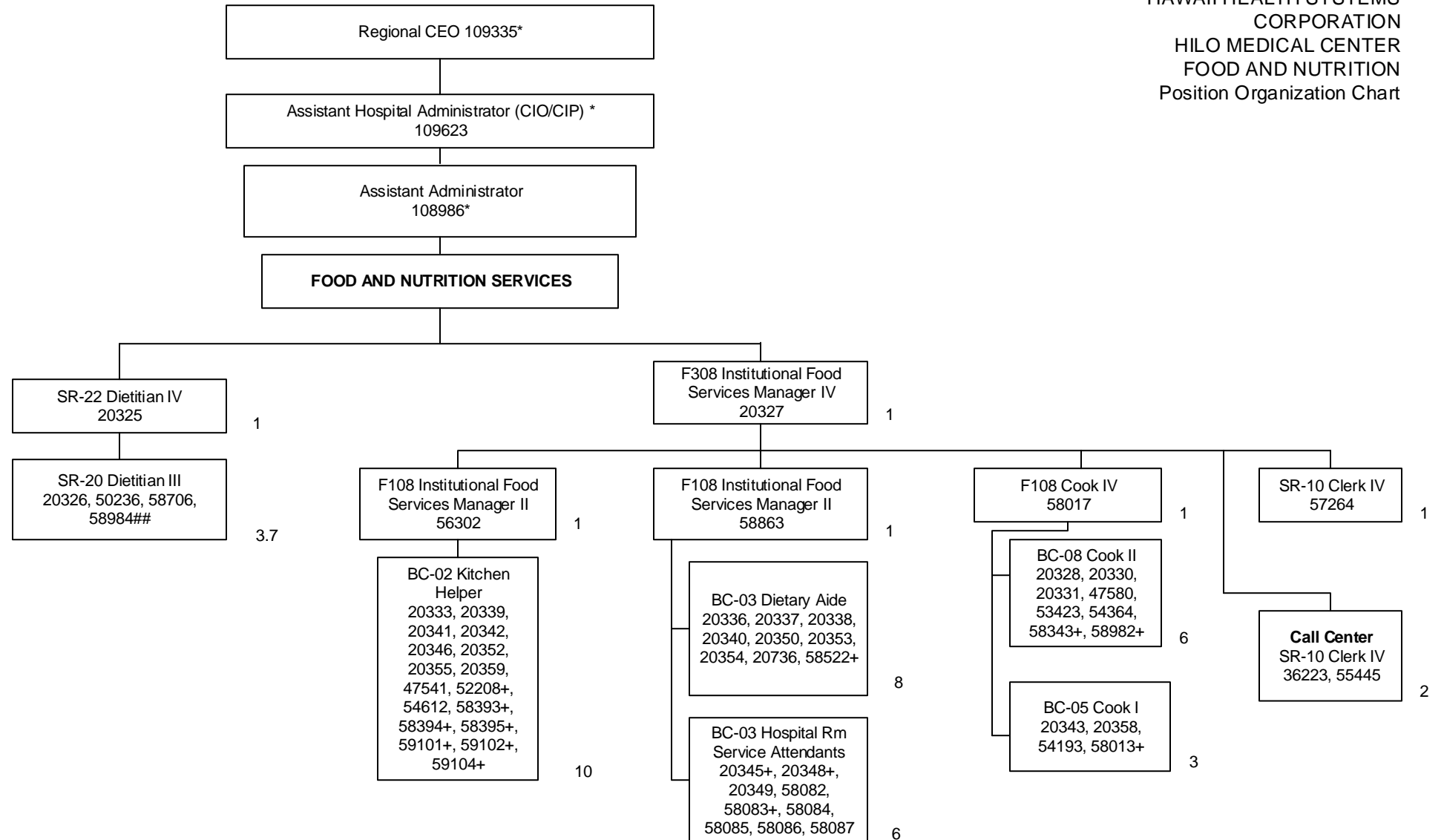
***80%

Total Position FTE Count on This Chart: 4.8

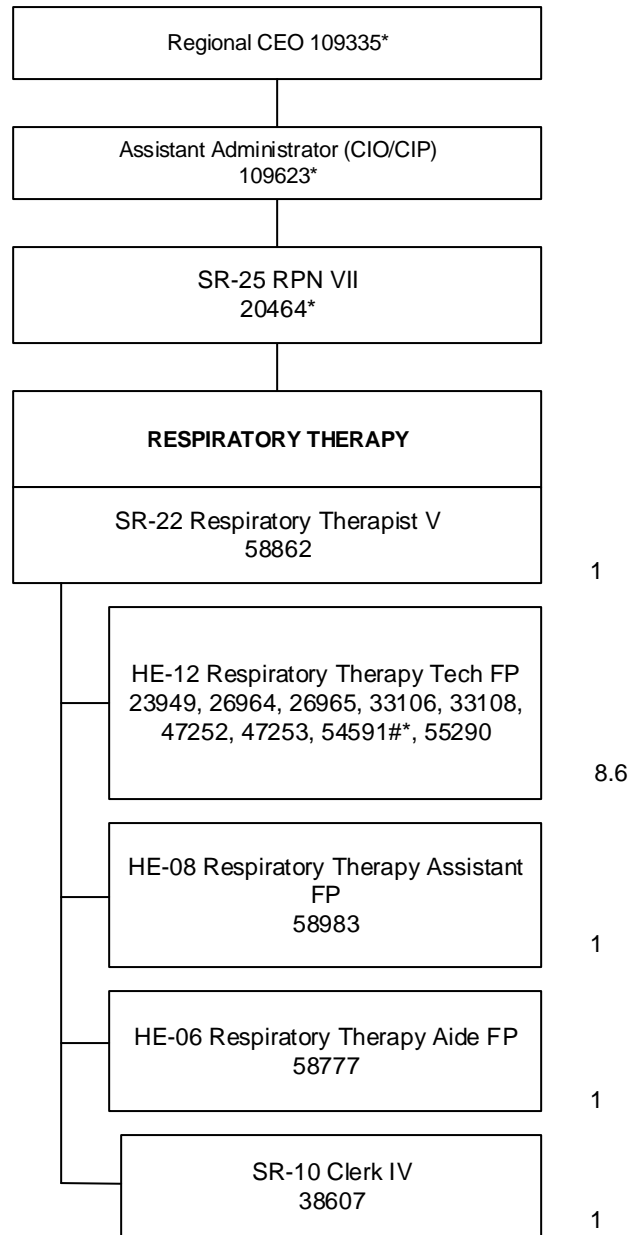


Update: 8/07; 1/16/08; 2/08; 8/08; 12/08; 1/30/09;
7/09; 8/09; 10/09; 12/09; 6/10; 2/11; 4/11; 8/11; 1/12; 7/12; 11/12,
11/14, 2/15, 7/15, 11/15, 7/17, 1/18, 1/19, 7/19, 1/20, 7/20
*Not Included in Position Count on This Chart
+Temporary Position, Not Included in Position Count
***TA purposes only

Total Position FTE Count on This Chart: 27.6



Updated 5/13; 2/14, 2/15, 7/15, 11/15, 5/16, 7/16, 3/17, 7/17, 1/18, 1/19, 7/19, 1/20, 7/20
Not Included in Position Count on This Chart
+Temporary Position, Not Included in Position Count
**50%
#*60%
##70%
***80%



Updated: 10/07; 2/08; 12/08; 10/09; 3/10; 5/10; 2/11; 8/11; 7/12; 11/12, 3/14, 2/15, 7/15, 7/16, 7/17, 1/18, 7/18, 1/19, 7/19, 1/20, 7/20

*Not Included in Position Count on This Chart

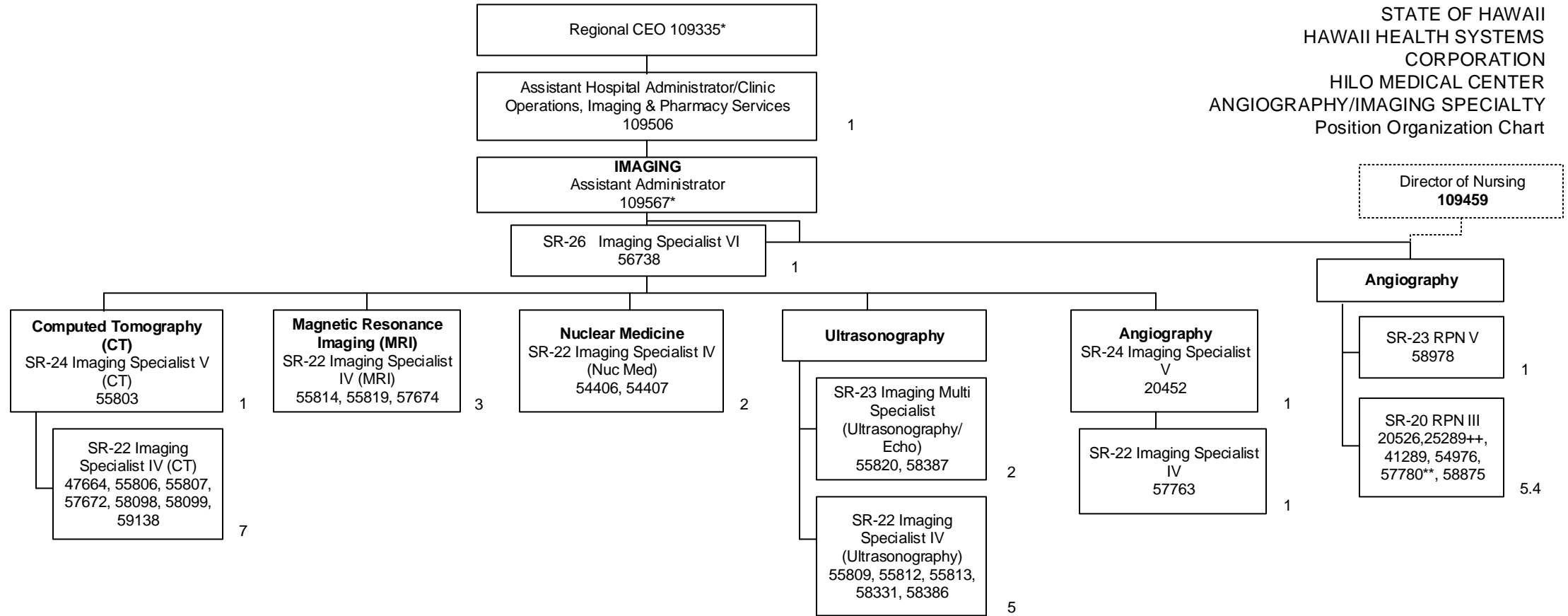
+Temporary Position, Not Included in Position Count

**50%

#*60%

Total Position FTE Count on This Chart: 12.6

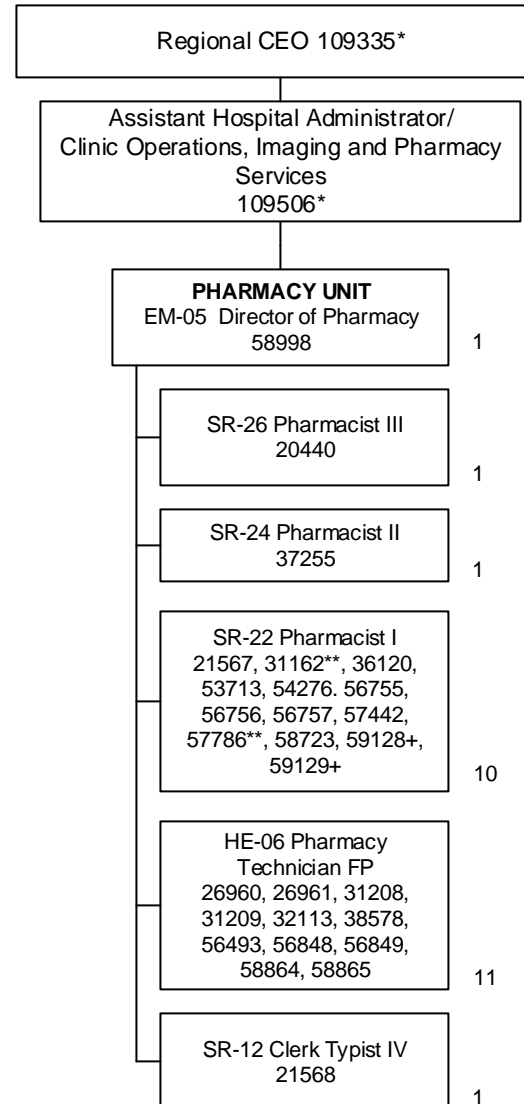
STATE OF HAWAII
HAWAII HEALTH SYSTEMS
CORPORATION
HILO MEDICAL CENTER
ANGIOGRAPHY/IMAGING SPECIALTY
Position Organization Chart



Updated 10/07; 2/08; 8/08; 12/08; 10/09; 2/11; 8/11; 1/12; 7/12; 11/12, 5/14, 2/15, 7/16, 7/17, 7/18, 1/19, 7/19, 1/20, 7/20

*Not Included in Position Count on This Chart
+Temporary Position, Not Included in Position Count
++90%
**50%

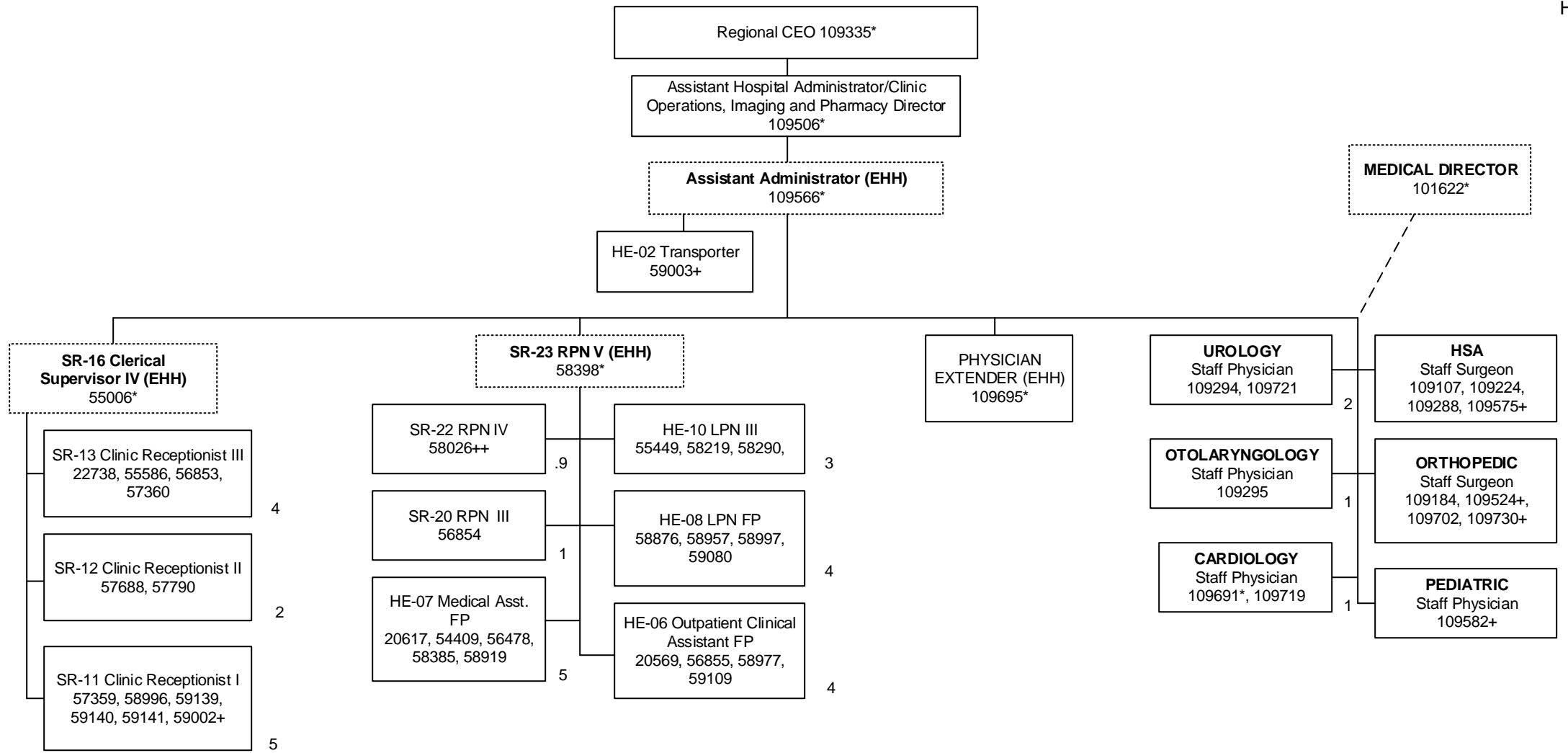
Total Position FTE Count on This Chart: 30.4



Updated: 10/07; 2/08; 12/08; 10/09; 3/10;
5/10; 2/11; 8/11; 7/12; 11/12, 3/14, 2/15,
7/15, 7/16, 7/17, 7/18, 1/19, 7/19, 1/20, 7/20

*Not Included in Position Count on This Chart
+Temporary Position, Not Included in Position Count
**50%

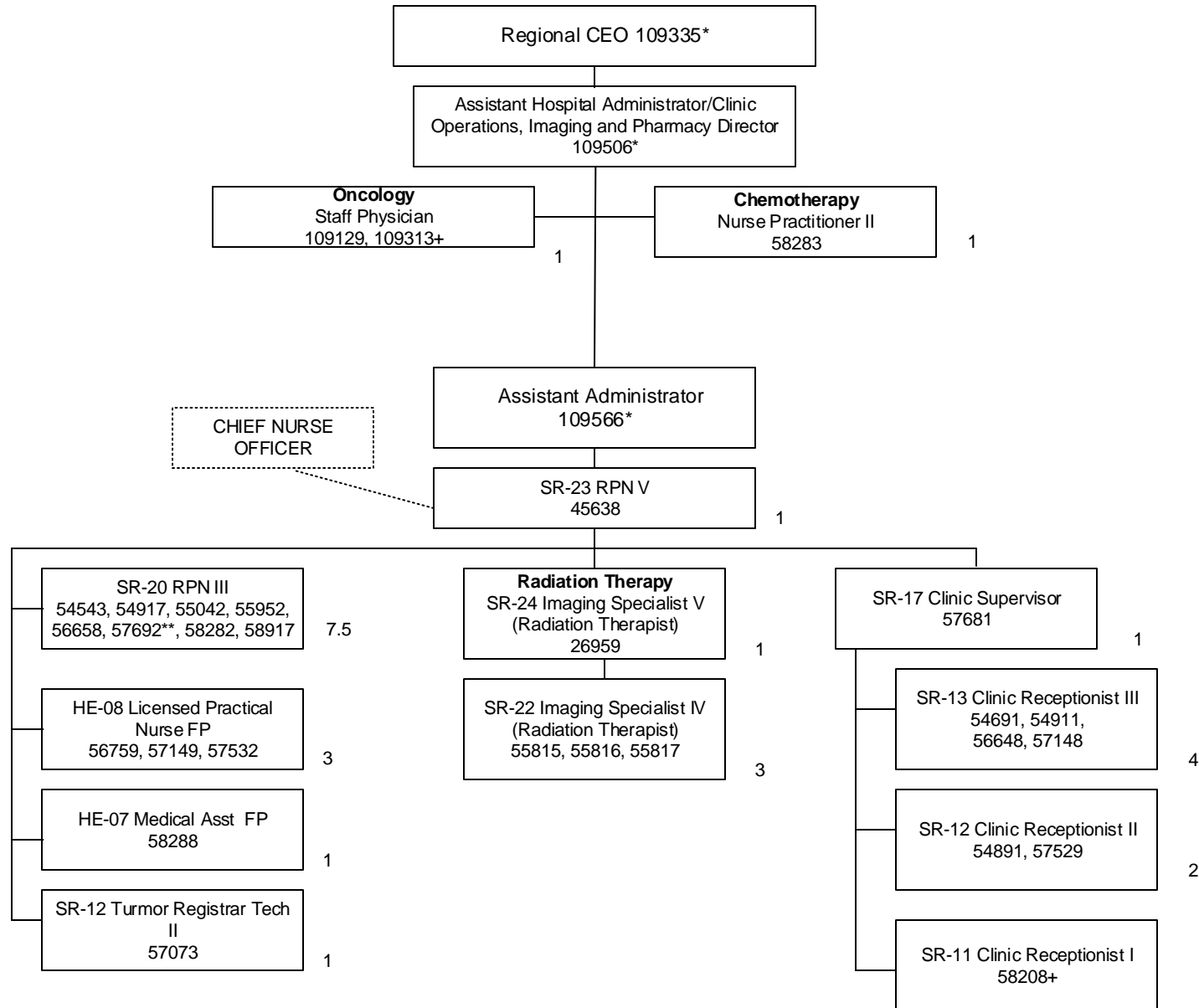
Total Position FTE Count on This Chart: 25



Updated 11/12, 9/14, 7/15, 7/16, 7/17, 7/18, 1/19, 7/19, 1/20, 7/20

*Not Included in Position Count on This Chart
+Temporary Position, Not Included in Position Count
**50%
++90%

Total Position FTE Count on This Chart: 37.9



Update 7/12; 11/12; 1/13, 2/14, 5/14, 2/15, 7/15, 7/17, 7/18, 1/19, 7/19, 1/20, 7/20

*Not Included in Position Count on This Chart

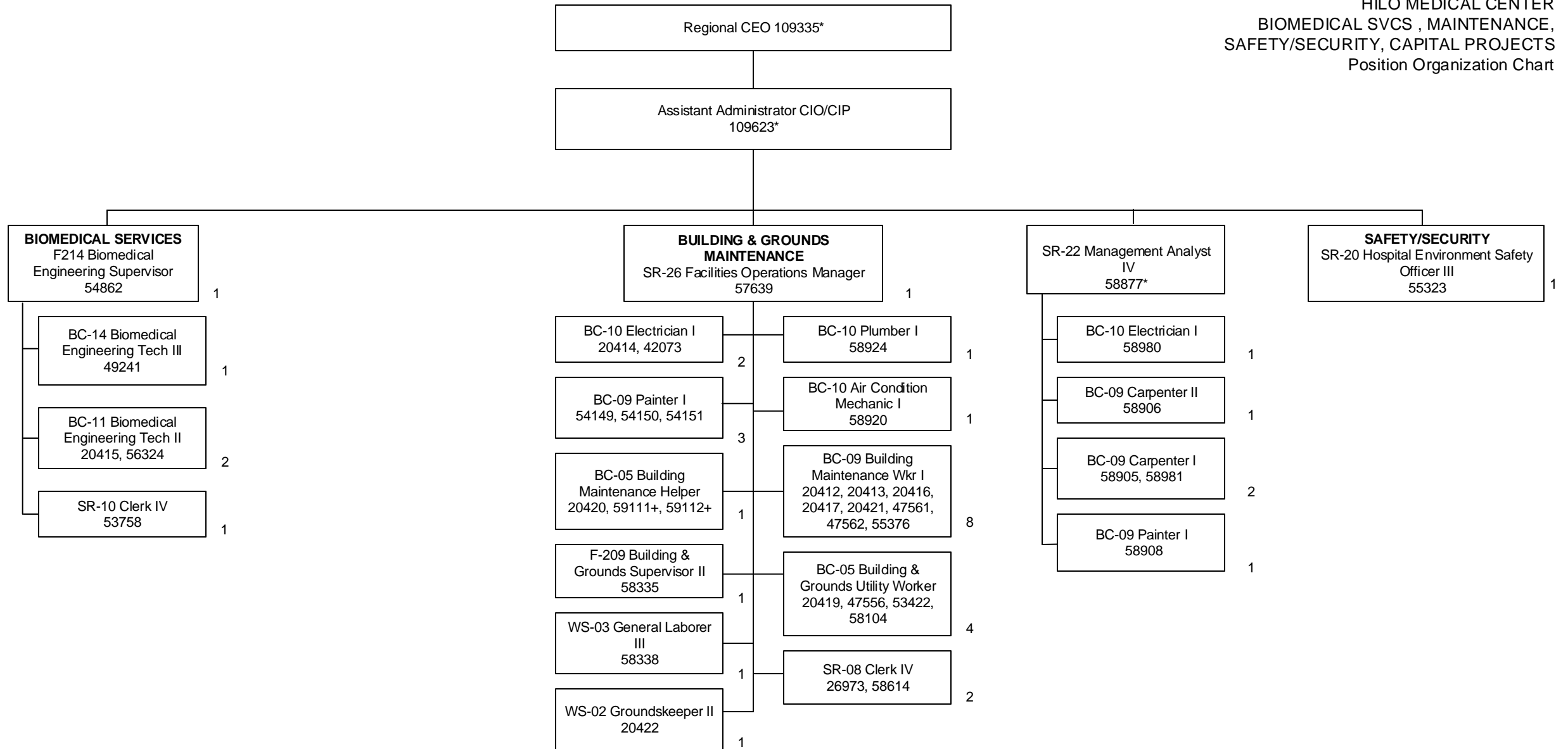
+Temporary Position, Not Included in Position Count

**50%

#*60%

++90%

Total Position FTE Count on This Chart: 26.5

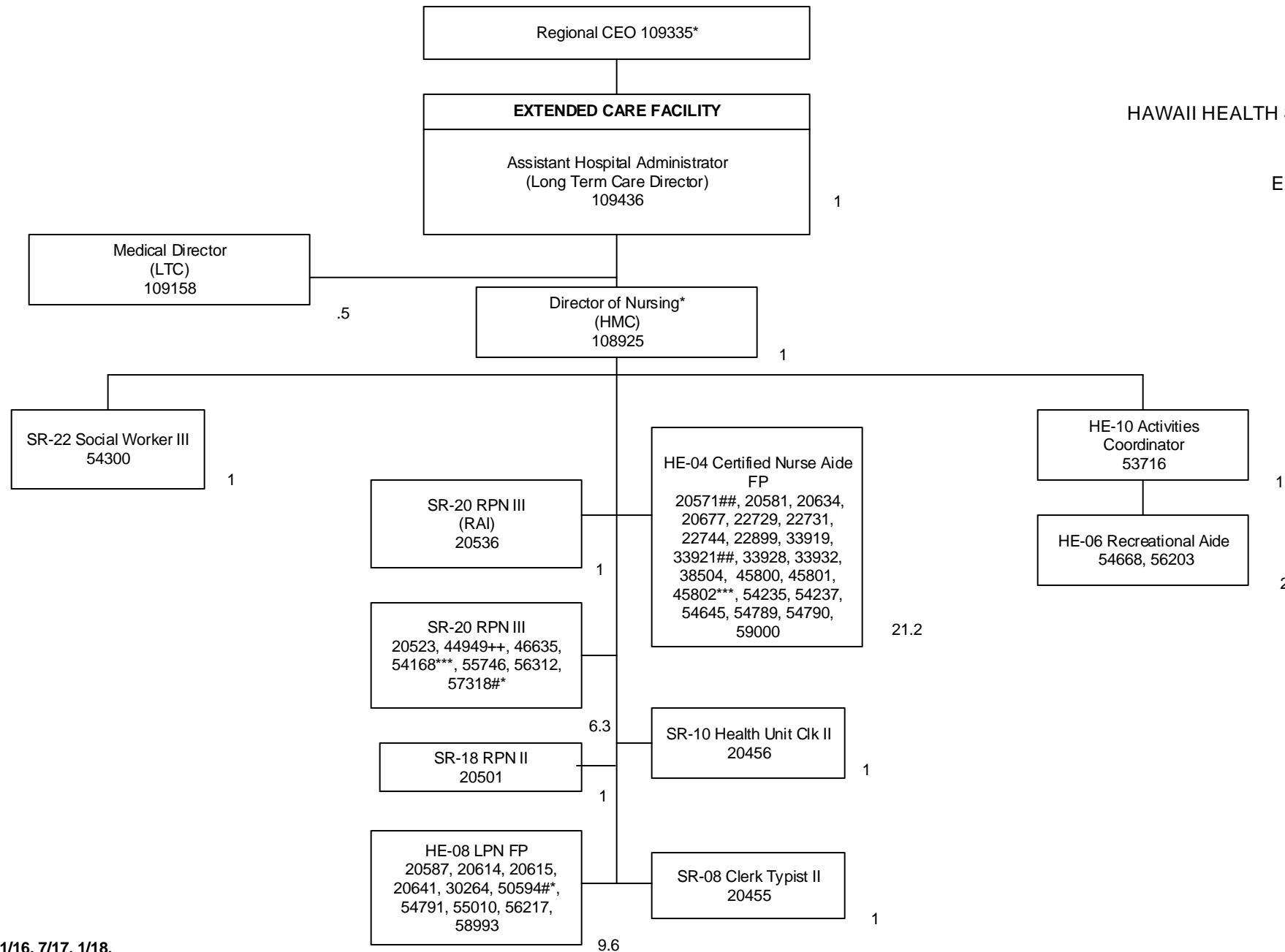


Updated: 10/07; 2/08; 8/08; 12/08; 10/09; 4/10; 2/11; 8/11; 1/12; 7/12; 11/12, 1/14, 2/15, 7/15, 7/17, 7/18, 1/19, 7/19, 1/20, 7/20

*Not Included in Position Count on This Chart
Temporary Positions, Not Included in Position Count
**50%
#*60%

Total Position FTE Count on This Chart: 37

STATE OF HAWAII
HAWAII HEALTH SYSTEMS CORPORATION
HILO MEDICAL CENTER
NURSING SERVICES
EXTENDED CARE FACILITY
Position Organization Chart



Update 12/12; 7/13, 10/14, 7/16, 11/16, 7/17, 1/18, 7/18, 1/19, 7/19, 1/20, 7/20

*Not Included in Position Count on This Chart

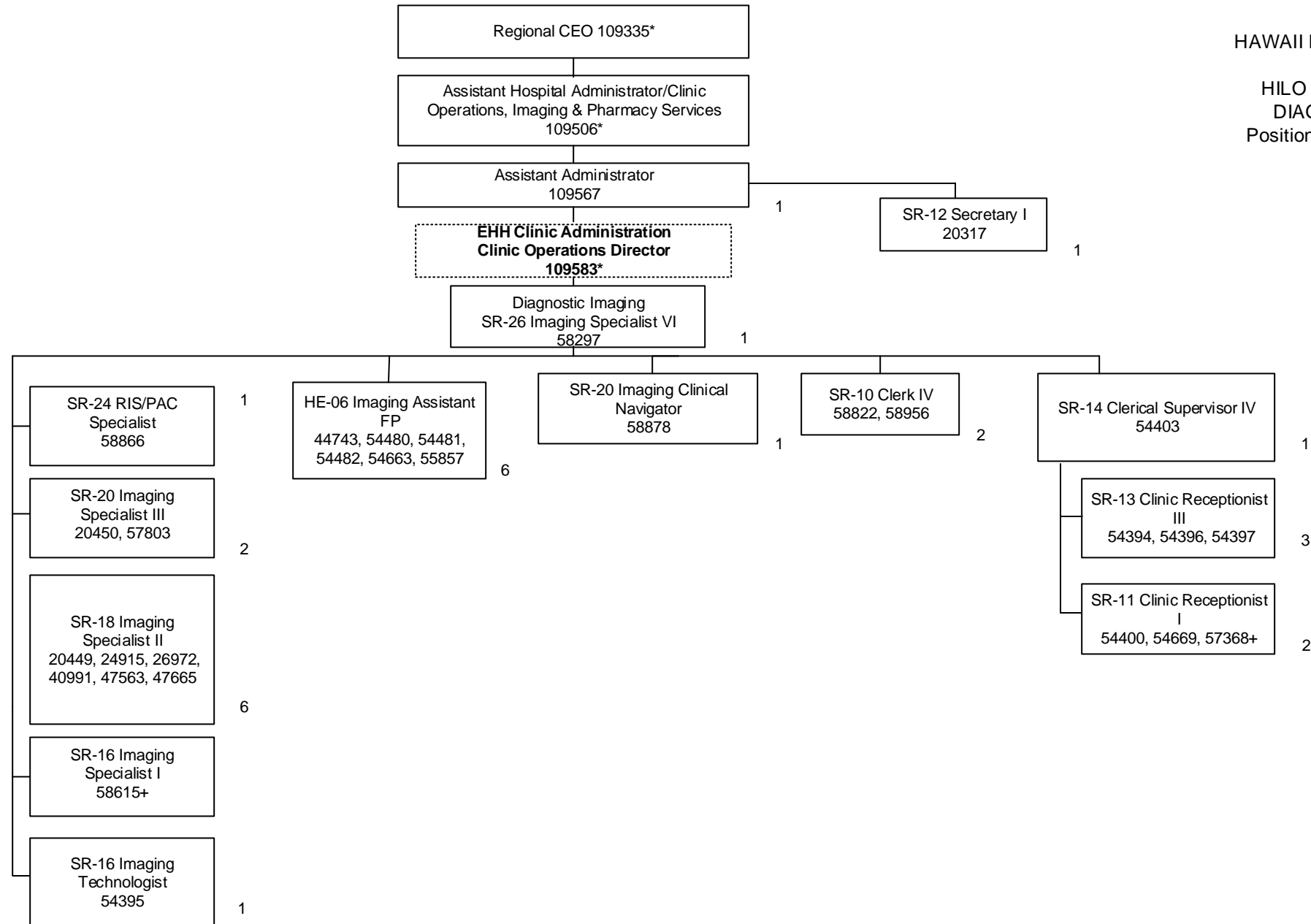
**50%

#*60%

##70%

***80%

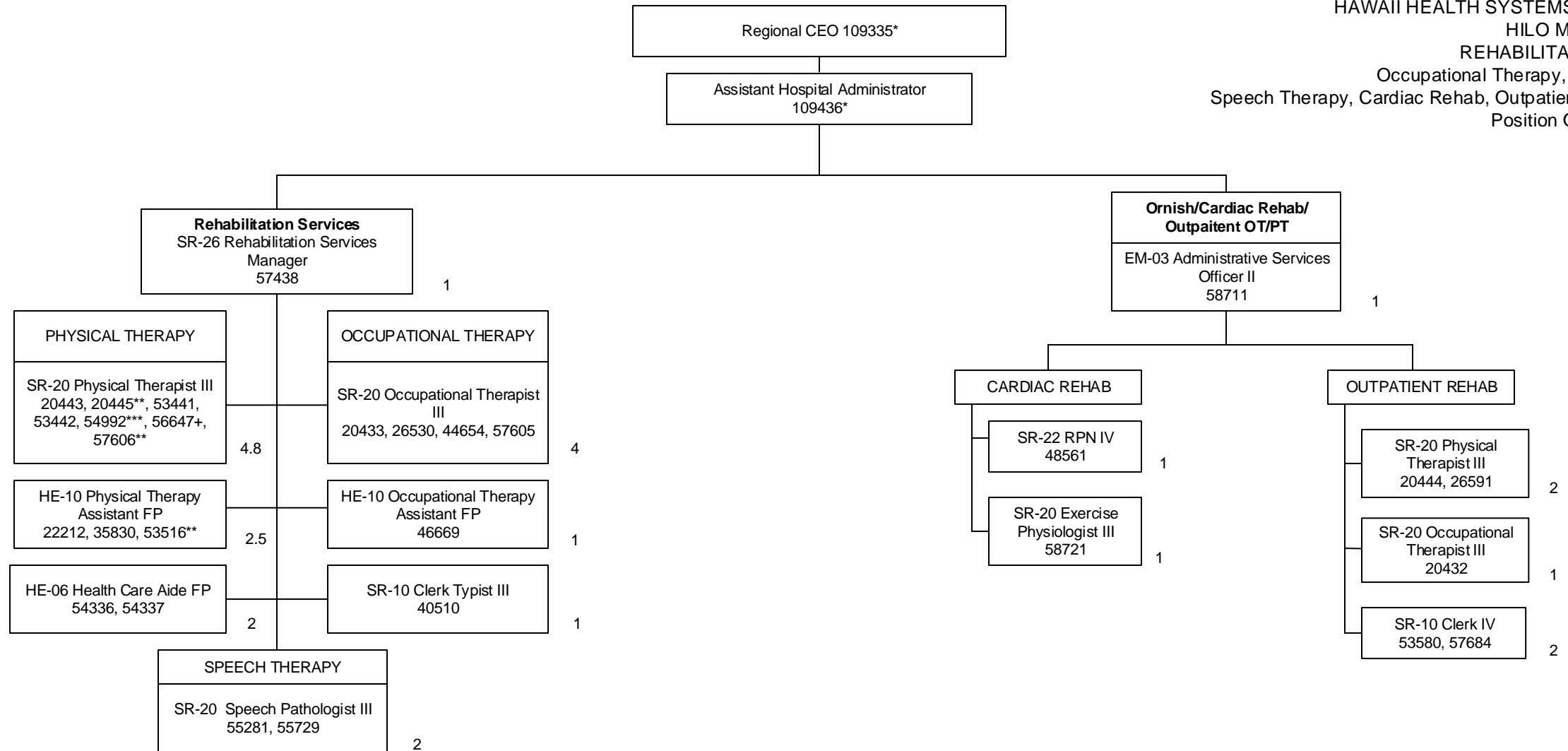
++90%



Updated 10/07; 2/08; 8/08; 12/08; 10/09; 2/11; 8/11; 1/12; 7/12; 11/12, 5/14, 2/15, 7/16, 7/17, 1/18, 7/18, 1/19, 7/19, 1/20, 7/20

*Not Included in Position Count on This Chart
+Temporary Position, Not Included in Position Count
++90%
**50%

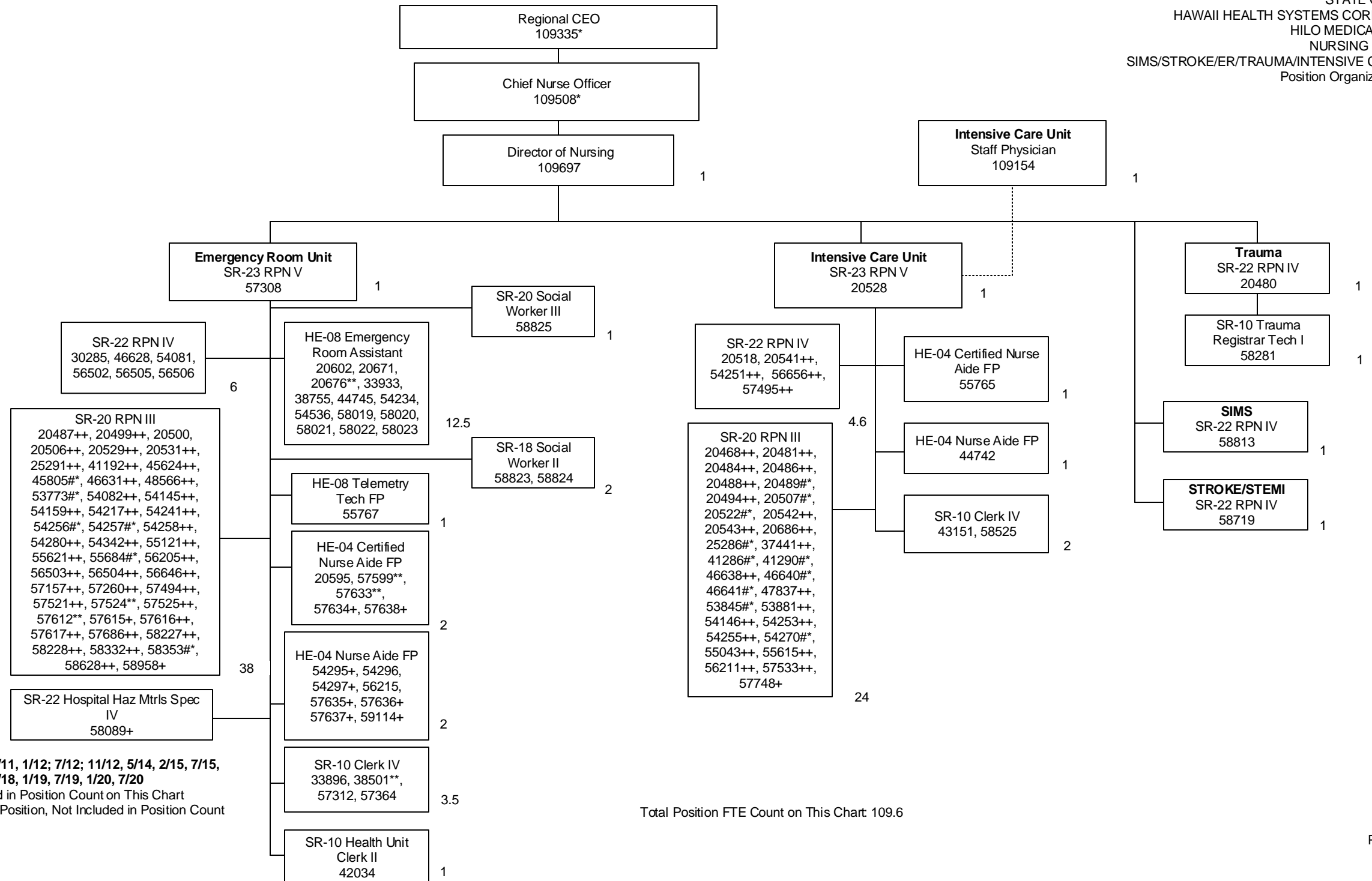
Total Position FTE Count on This Chart: 28



9/13, 2/14, 11/14, 1/15, 7/15, 7/16, 1/17, 7/17, 1/18, 7/18
1/19, 7/19, 1/20, 7/20

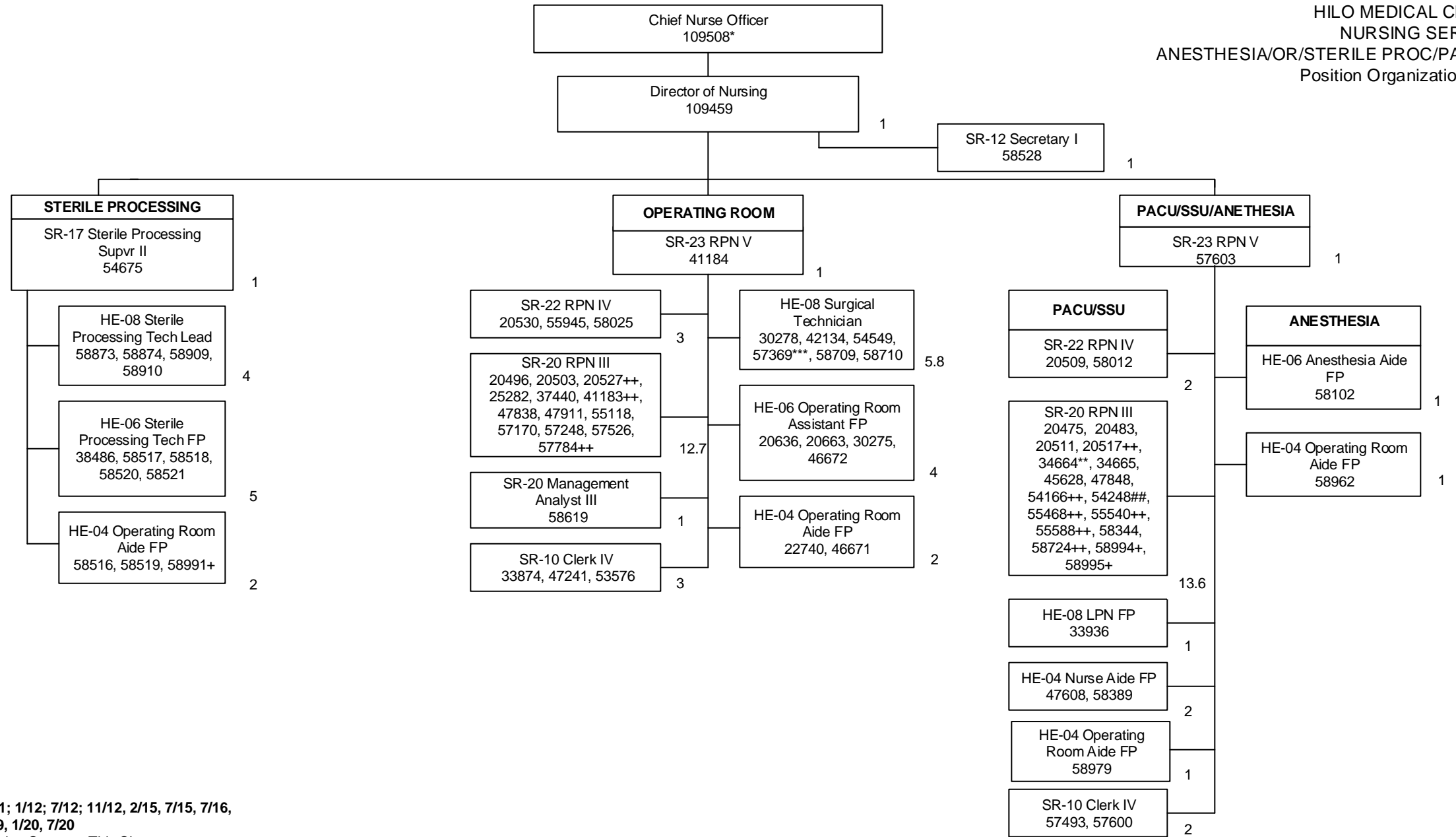
Total Position FTE Count on This Chart: 26.3

*Not Included in Position Count on This Chart
+Temporary Position, Not Included in Position Count
+++10%
**30%
**50%
***80%



UPDATE: 7/11, 1/12; 7/12; 11/12, 5/14, 2/15, 7/15, 7/16, 1/17, 7/18, 1/19, 7/19, 1/20, 7/20
*Not Included in Position Count on This Chart
+Temporary Position, Not Included in Position Count
**50%
#*60%
***80%
++90%

Total Position FTE Count on This Chart: 109.6

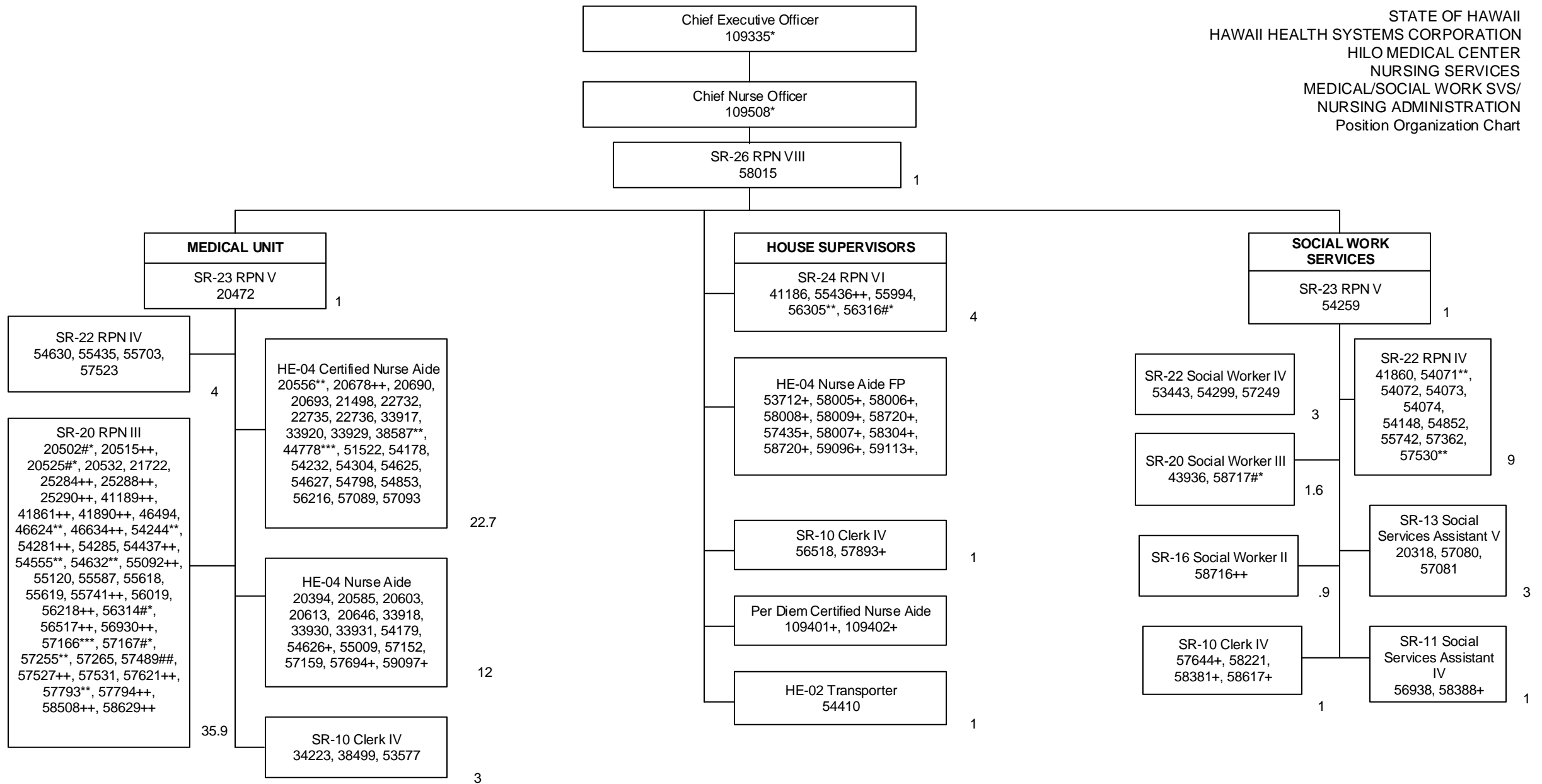


UPDATED 7/11; 8/11; 1/12; 7/12; 11/12, 2/15, 7/15, 7/16,
7/17, 7/18, 1/19, 7/19, 1/20, 7/20

*Not Included in Position Count on This Chart
+Temporary Position, Not Included in Position Count

**50%
#*60%
##70%
***80%
++90%

Total Position FTE Count on This Chart: 71.1



UPDATED 7/11; 8/11; 1/12; 7/12; 11/12, 2/15, 7/15, 7/17, 7/18, 1/19, 7/19, 1/20, 7/20

*Not Included in Position Count on This Chart

+Temporary Position, Not Included in Position Count

**50%

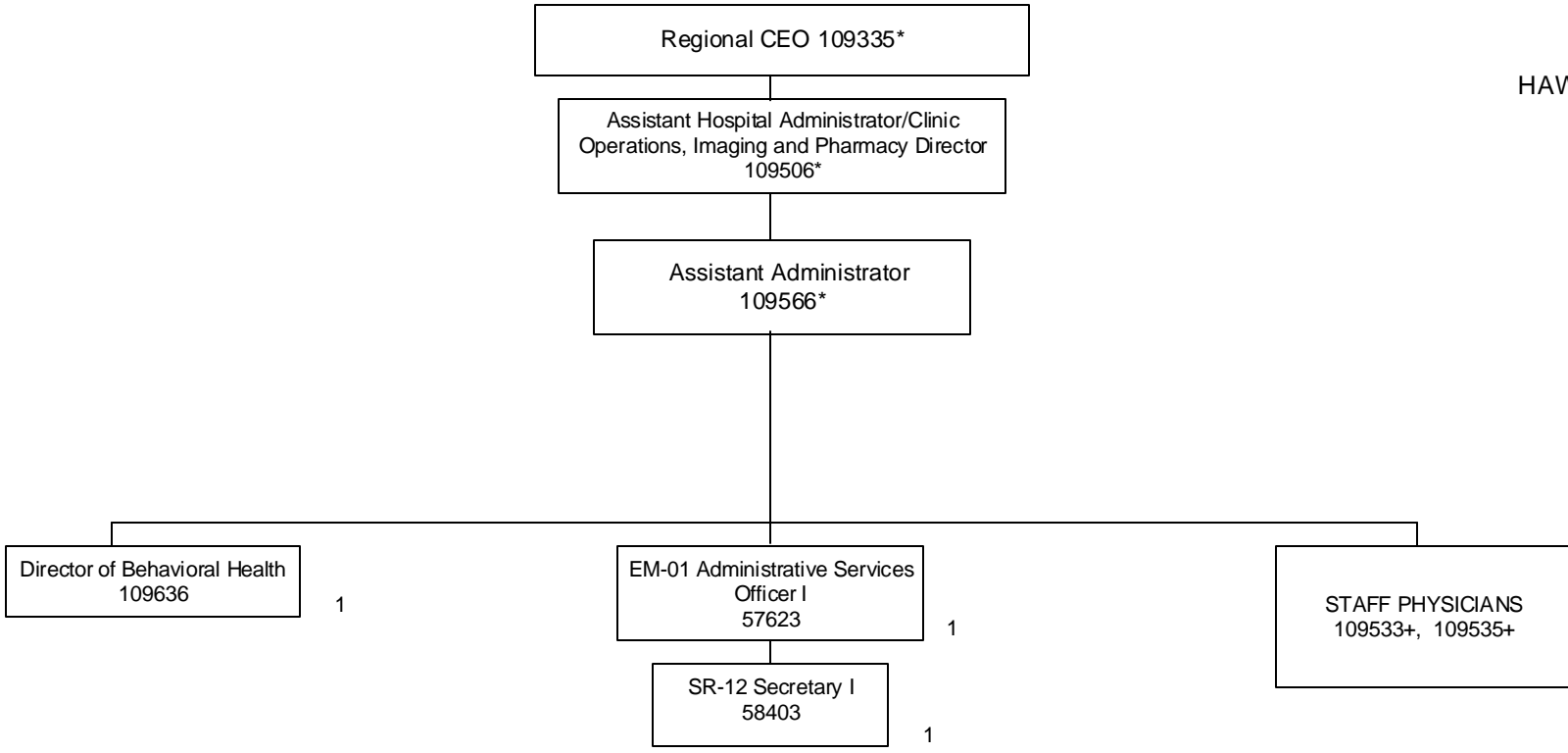
#*60%

##70%

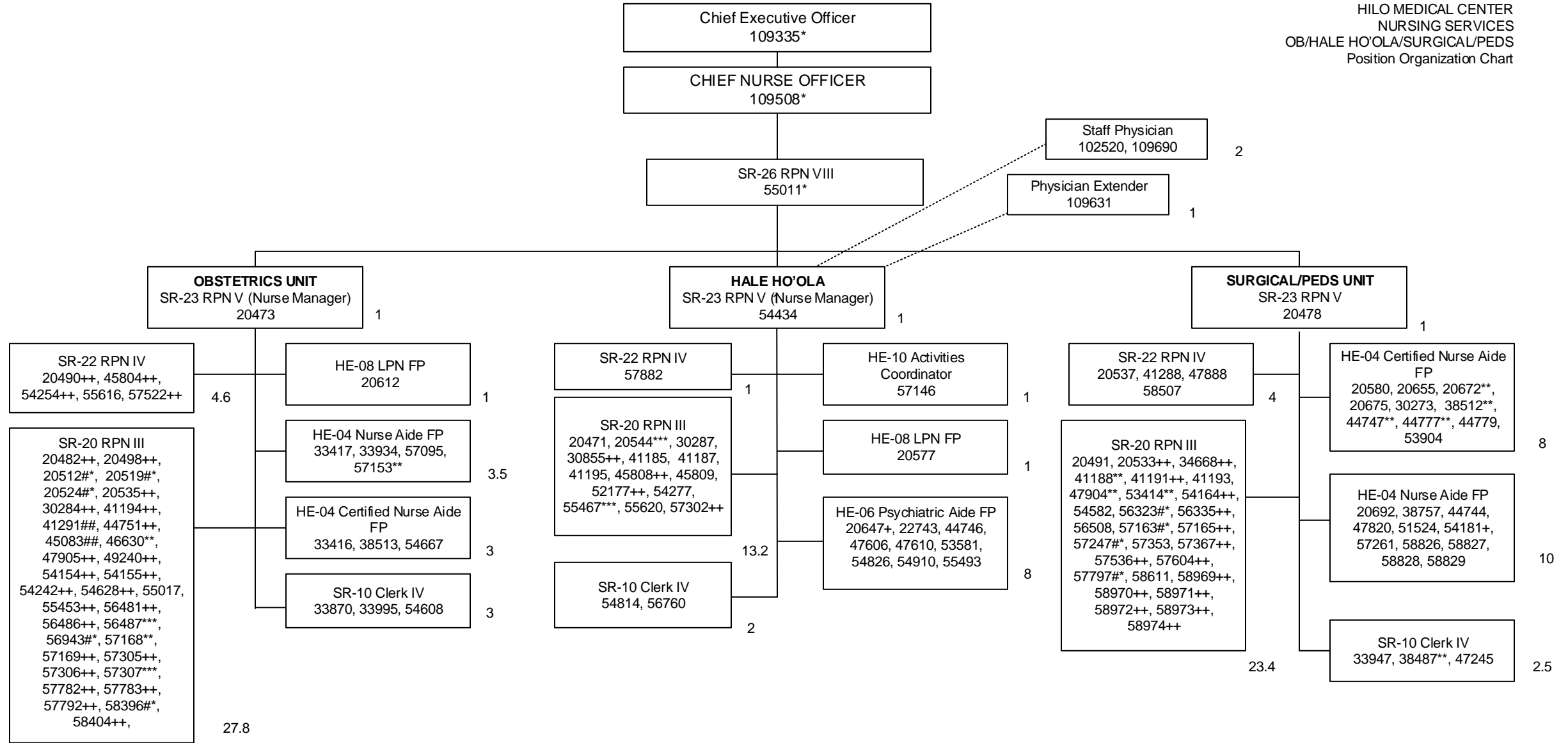
***80%

++90%

Total Position FTE Count on This Chart: 108.1



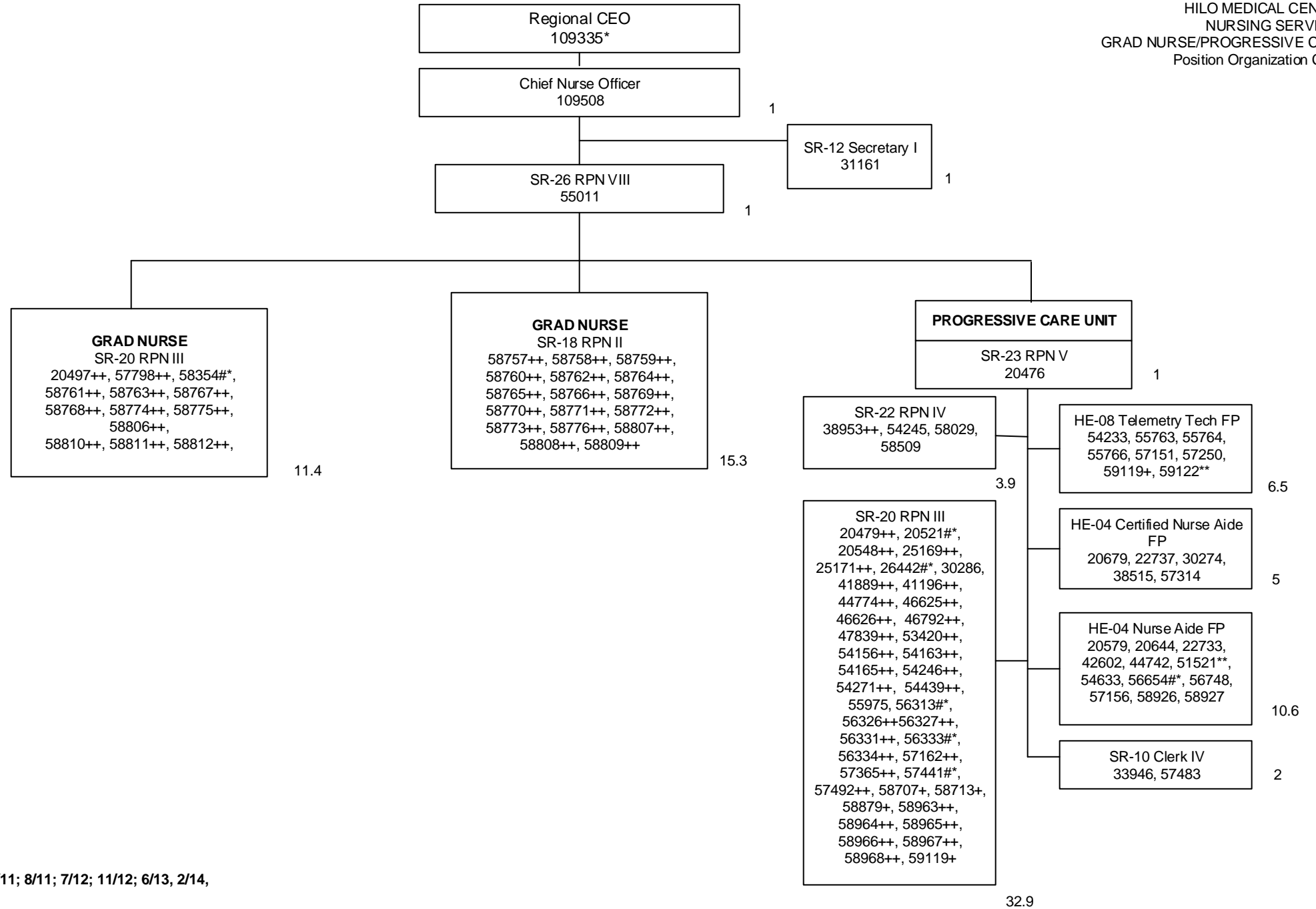
Update 7/12; 11/12; 1/13, 2/14, 5/14, 2/15, 7/15, 7/17, 7/18, 1/19, 7/19, 1/20, 7/20
*Not Included in Position Count on This Chart
+Temporary Position, Not Included in Position Count
**50%
#*60%
++90%



Updated: 10/07; 2/08; 10/08; 12/08;10/9; 2/11, 7/11; 8/11; 7/12; 11/12;
6/13, 2/14, 2/15, 7/15, 7/16, 11/16, 7/17, 1/18, 7/18, 1/19, 7/19, 1/20, 7/
20

*Not Included in Position Count on This Chart
+Temporary Position, Not Included in Position Count
**#30% Per Diem Nurse
**50%
**60%
##70%
***80%
++90%

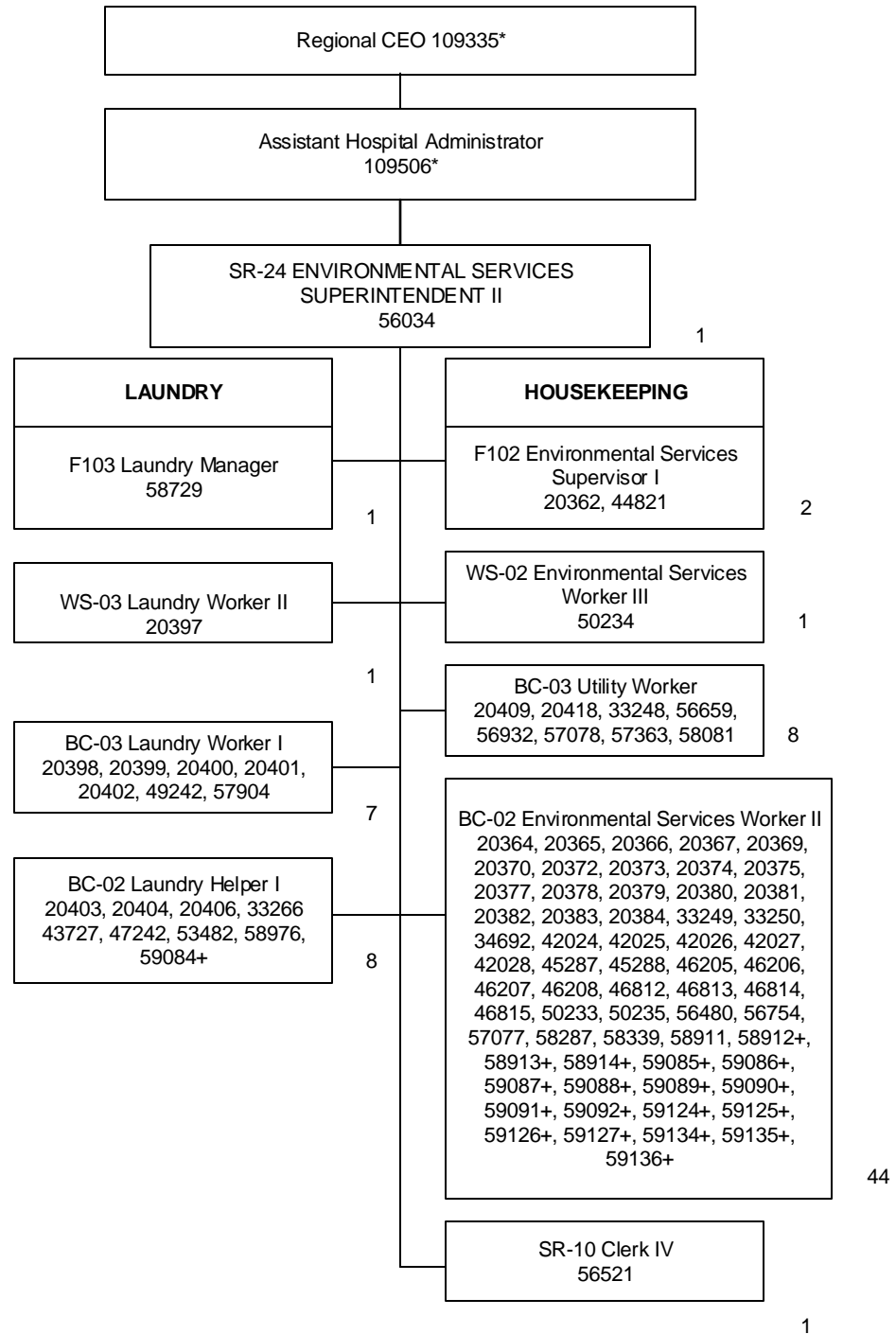
Total Position FTE Count on This Chart: 123



Updated: 10/07; 2/08; 10/08; 12/08;10/9; 2/11, 7/11; 8/11; 7/12; 11/12; 6/13, 2/14, 7/15, 7/17, 7/18, 1/19, 7/19/20, 7/20

*Not Included in Position Count on This Chart
+Temporary Position, Not Included in Position Count
**50%
#*60%
++90%

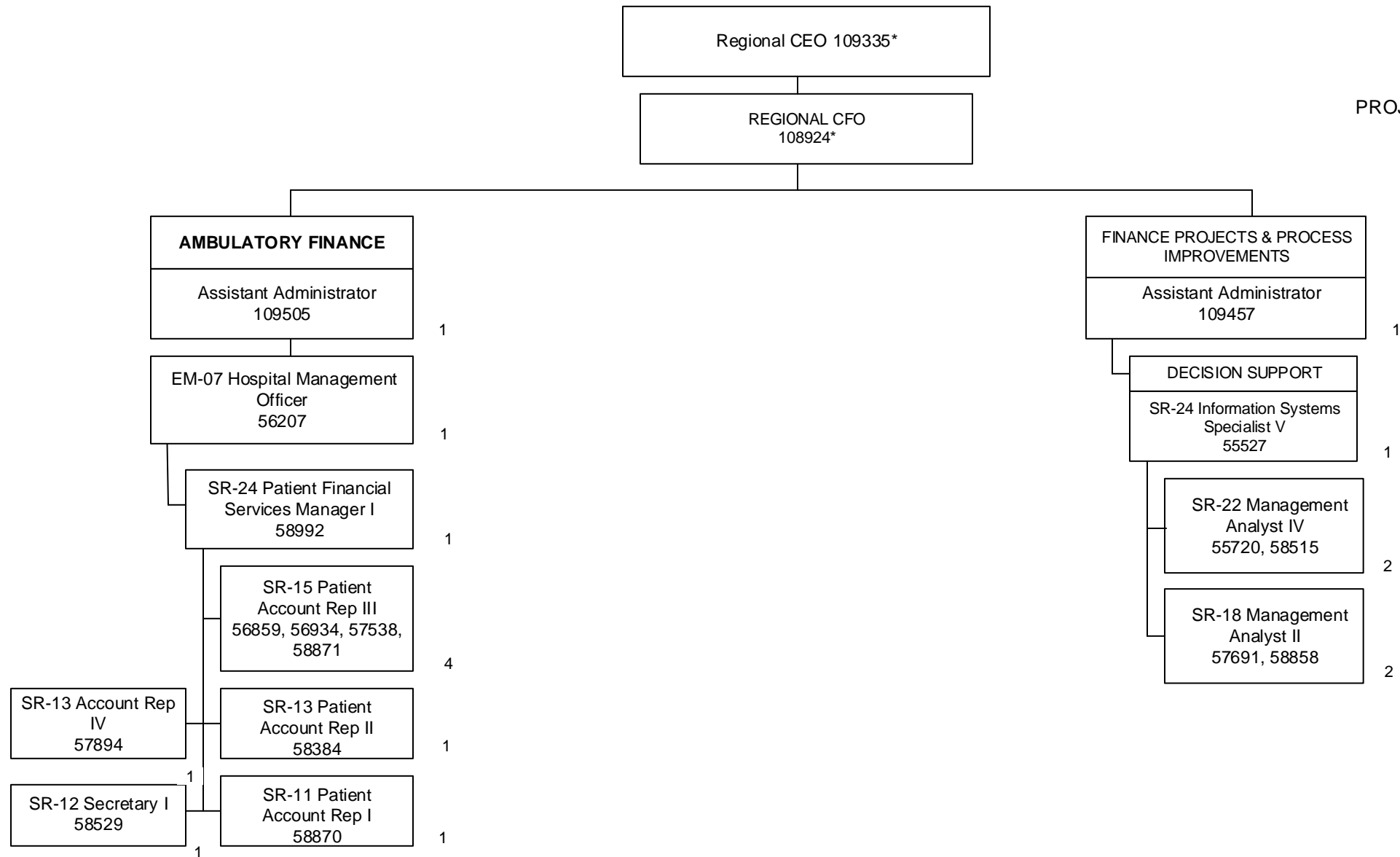
Total Position FTE Count on This Chart: 91.6



Updated: 10/07; 2/08; 8/08; 12/08; 10/09; 4/10; 2/11; 8/11; 1/12; 7/12; 11/12; 1/14; 2/15; 7/15; 7/17; 7/18; 1/19, 7/19, 7/20

*Not Included in Position Count on This Chart
Temporary Positions, Not Included in Position Count
**50%
#60%

Total Position FTE Count on This Chart: 74



Updated 7/20

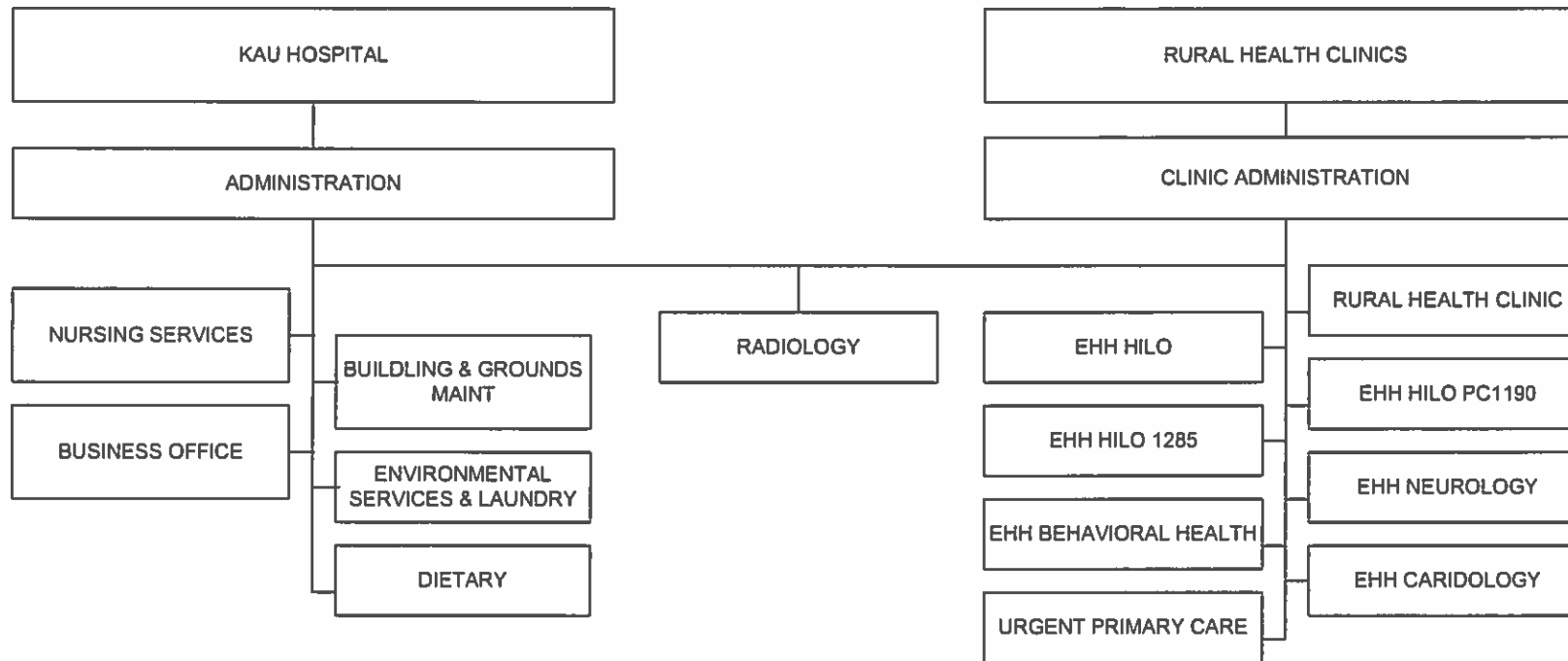
*Not Included in Position Count on This Chart

+Temporary Position, Not Included in Position Count

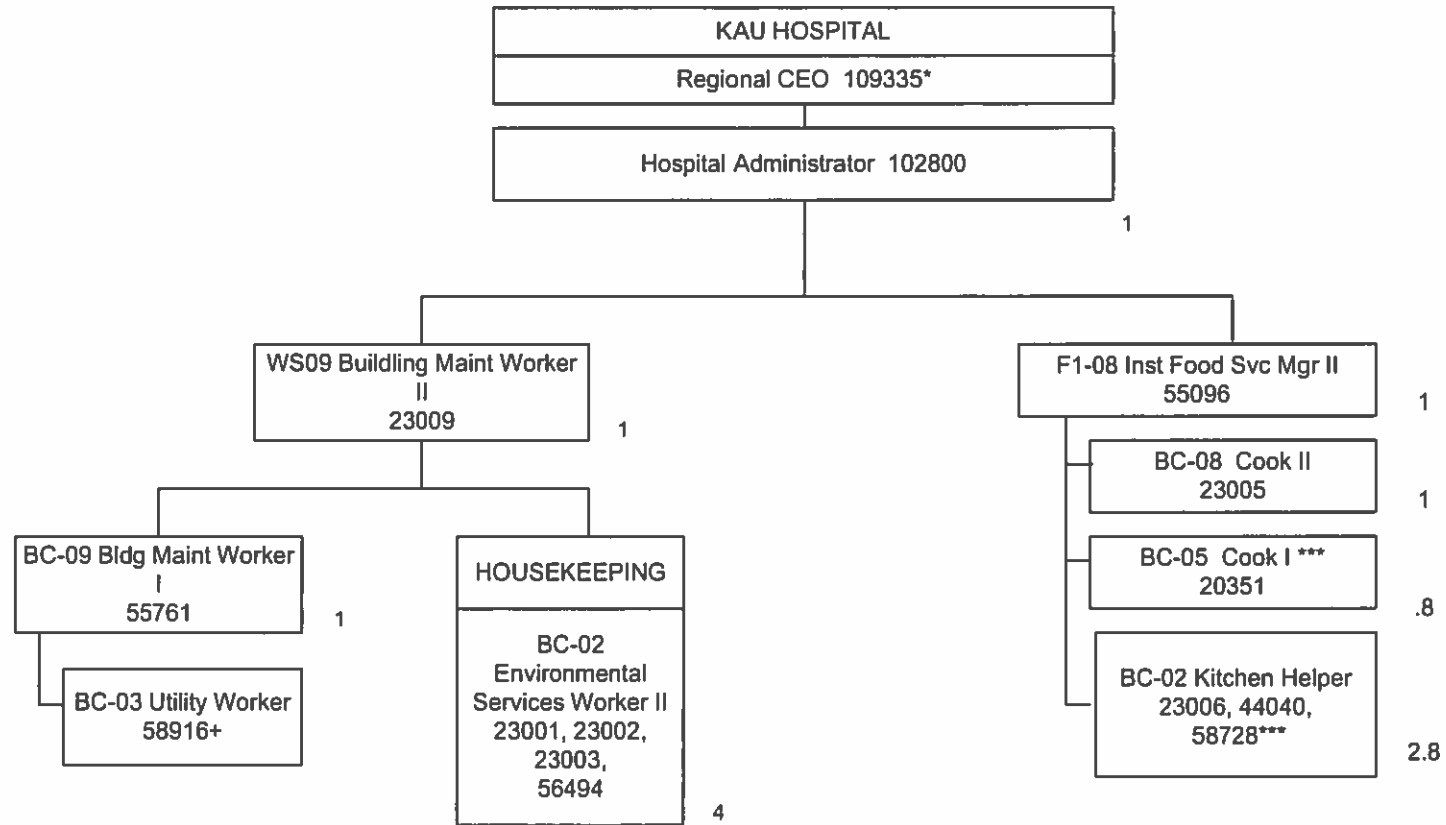
**50%

#*60%

++90%



Position Organization Chart



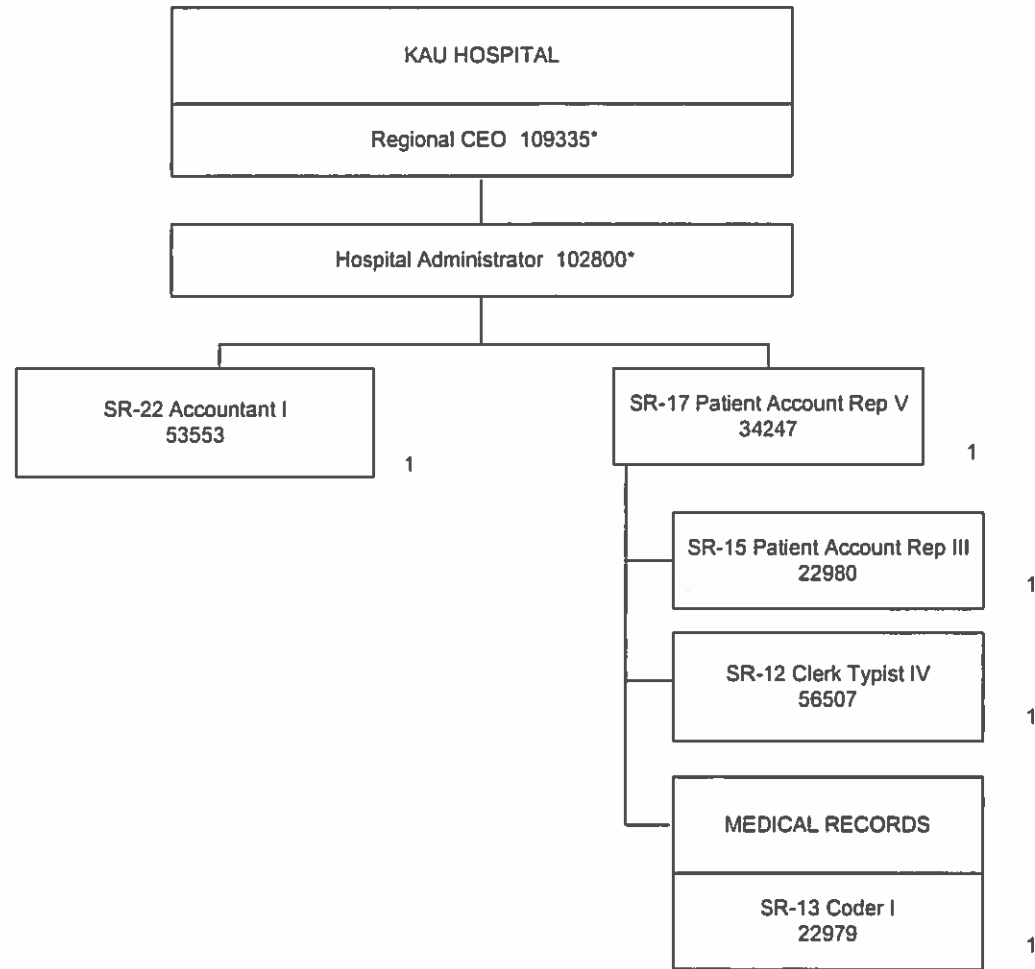
July 2020

*Not Included in Position Count on This Chart

+Temp position (not included in count)

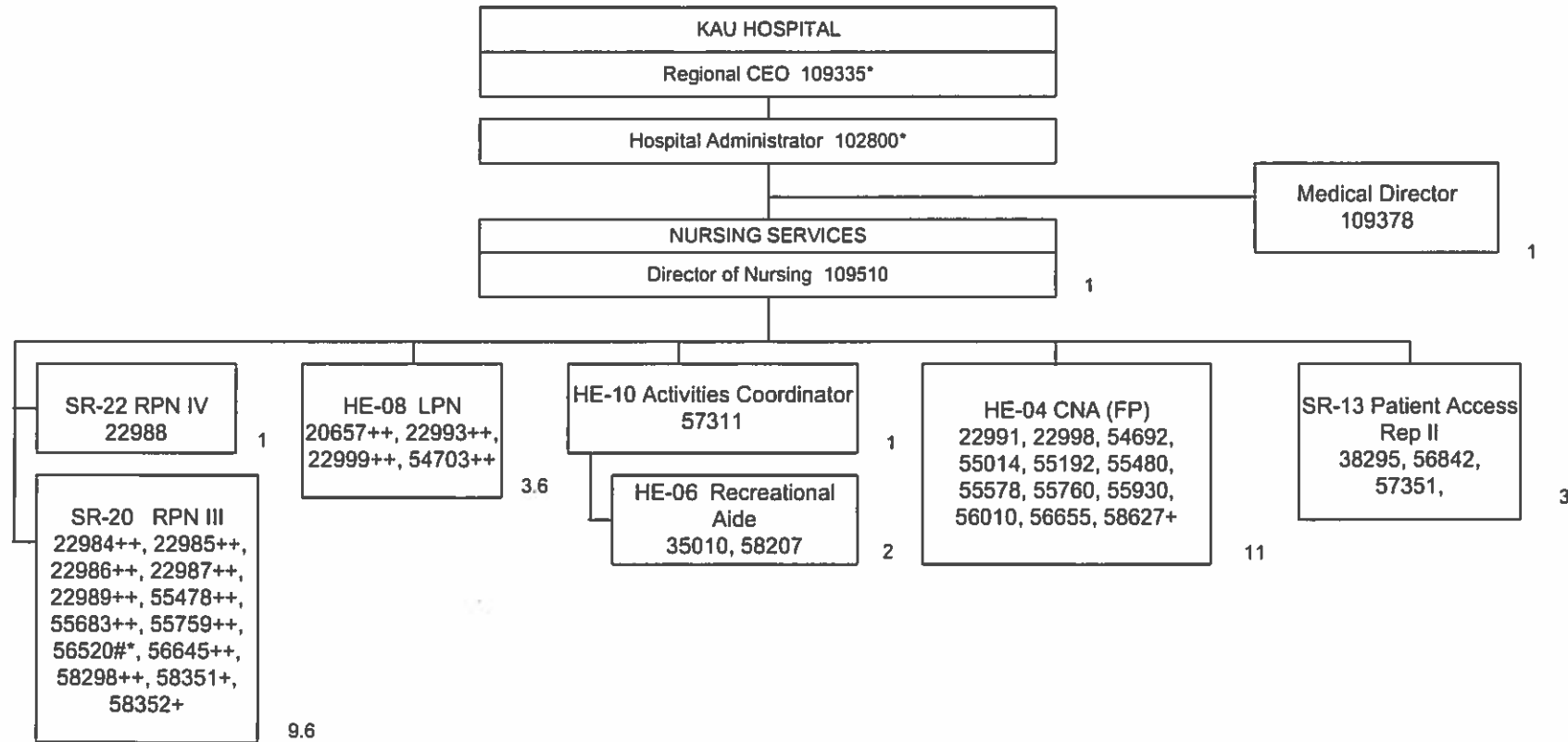
***80%

Total FTE on this Chart: 12.6



July 2020

Total FTE on this Chart: 5



July 2020

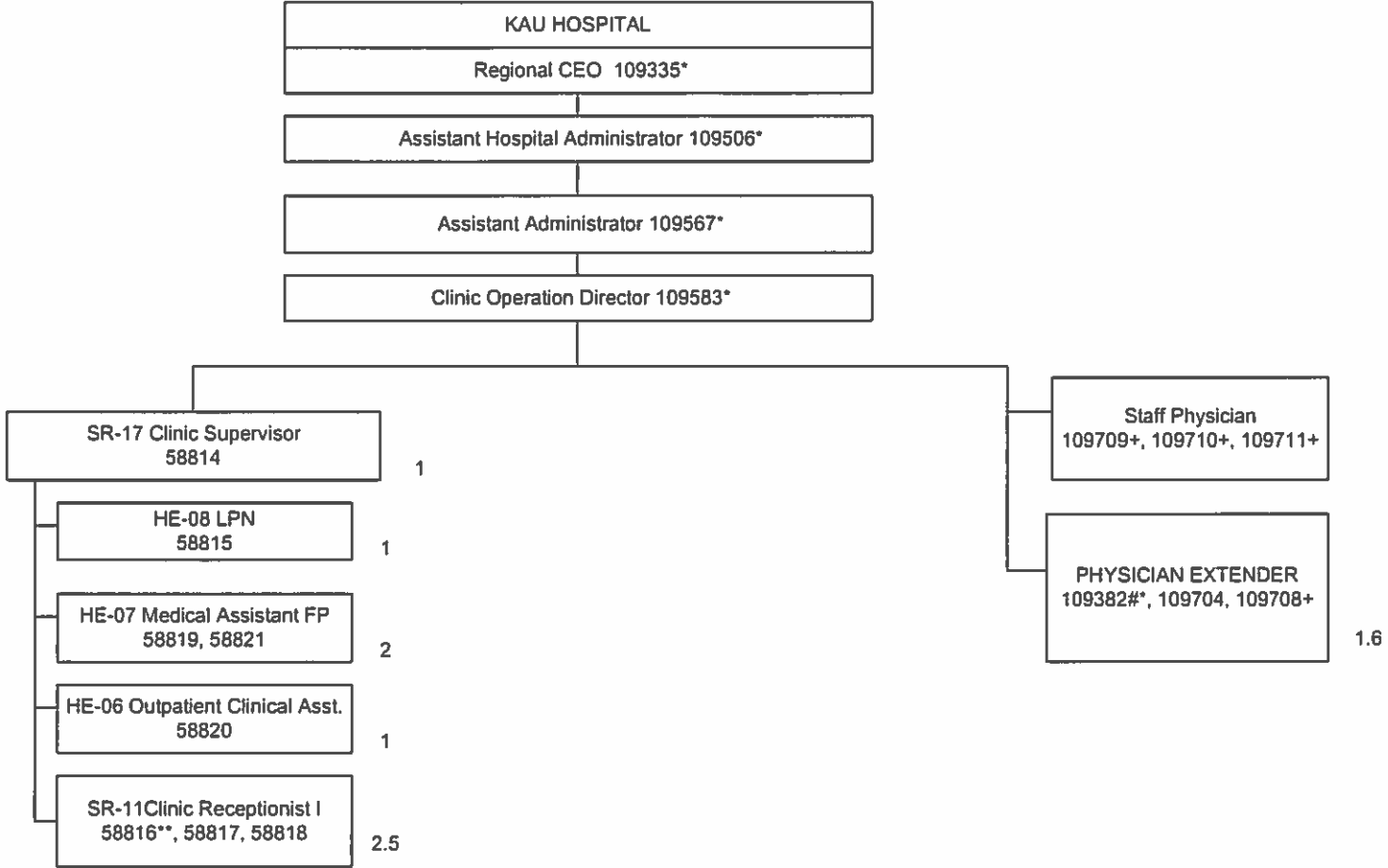
+Not Included in Position Count on This Chart

#*60%

**80%

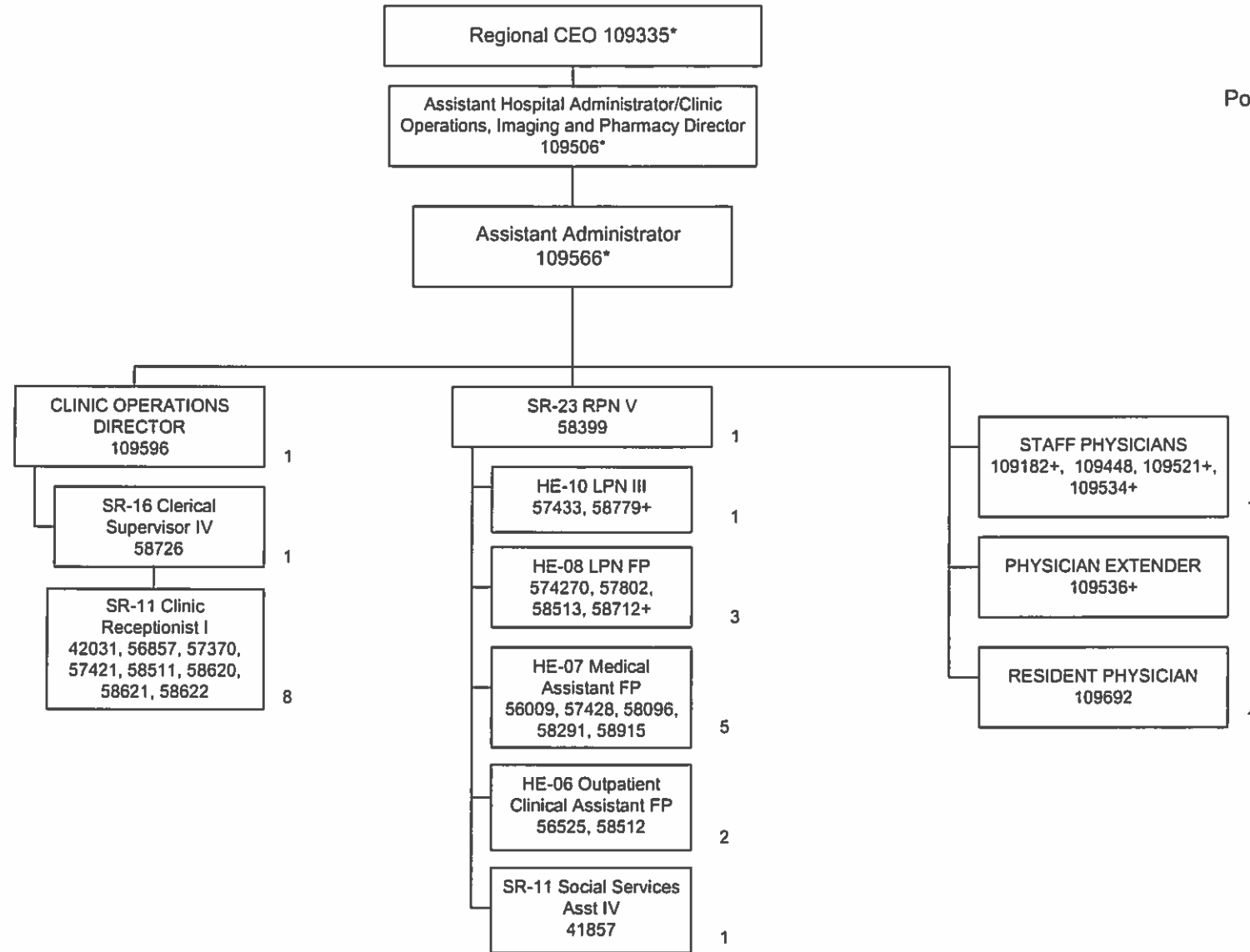
++90%

Total FTE on this Chart: 33.2



July 2020
+Temp position; not included in Count
*Not Included in Position Count on This Chart
++90%
***80%
#*60%
**50%

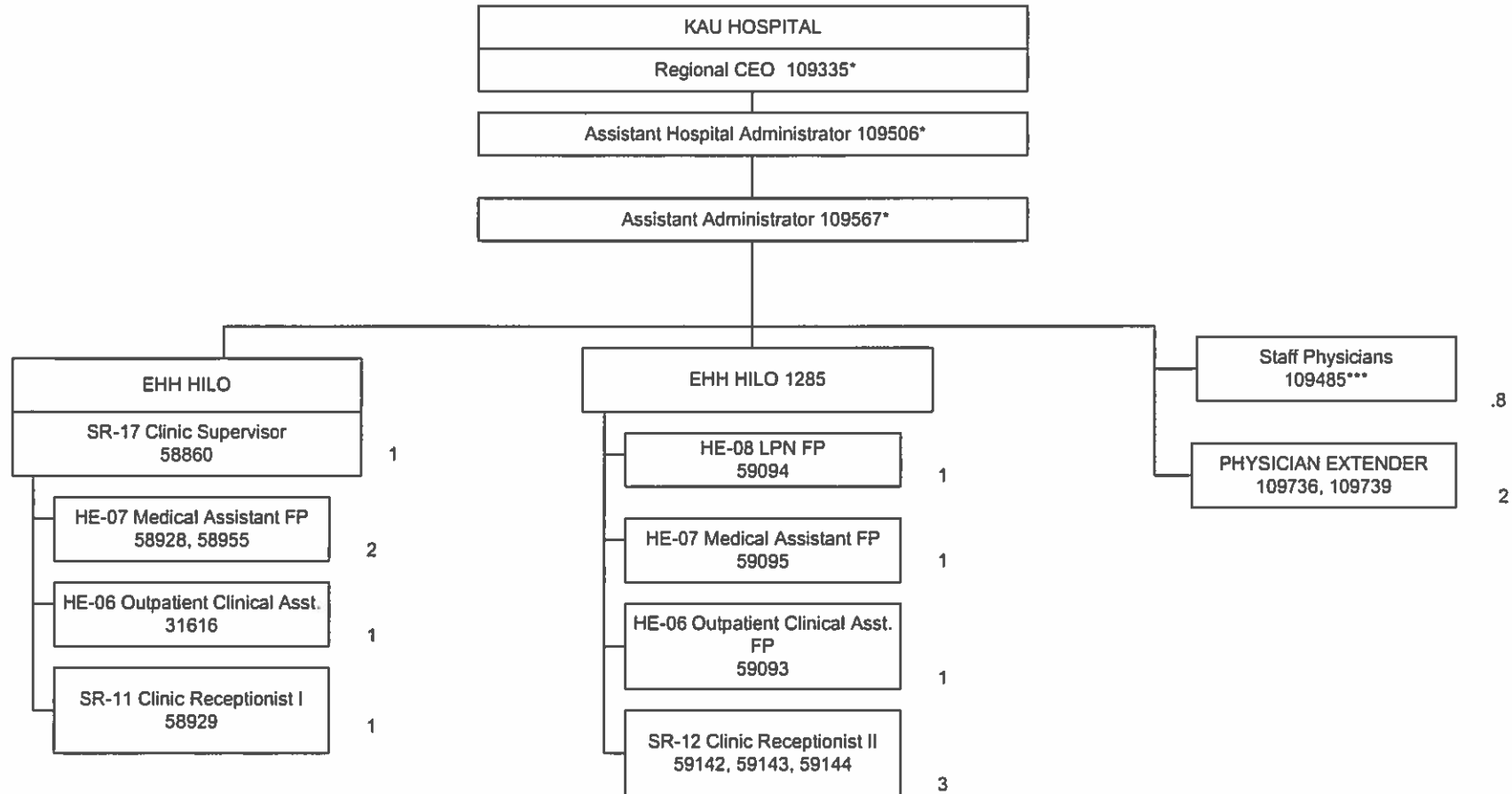
Total FTE on this Chart: 9.1



JULY 2020

*Not Included in Position Count on This Chart
+Temporary Position, Not Included in Position Count
**50%
#*60%
++90%

Total Position FTE Count on This Chart: 25



July 2020

+Temp position; not included in Count

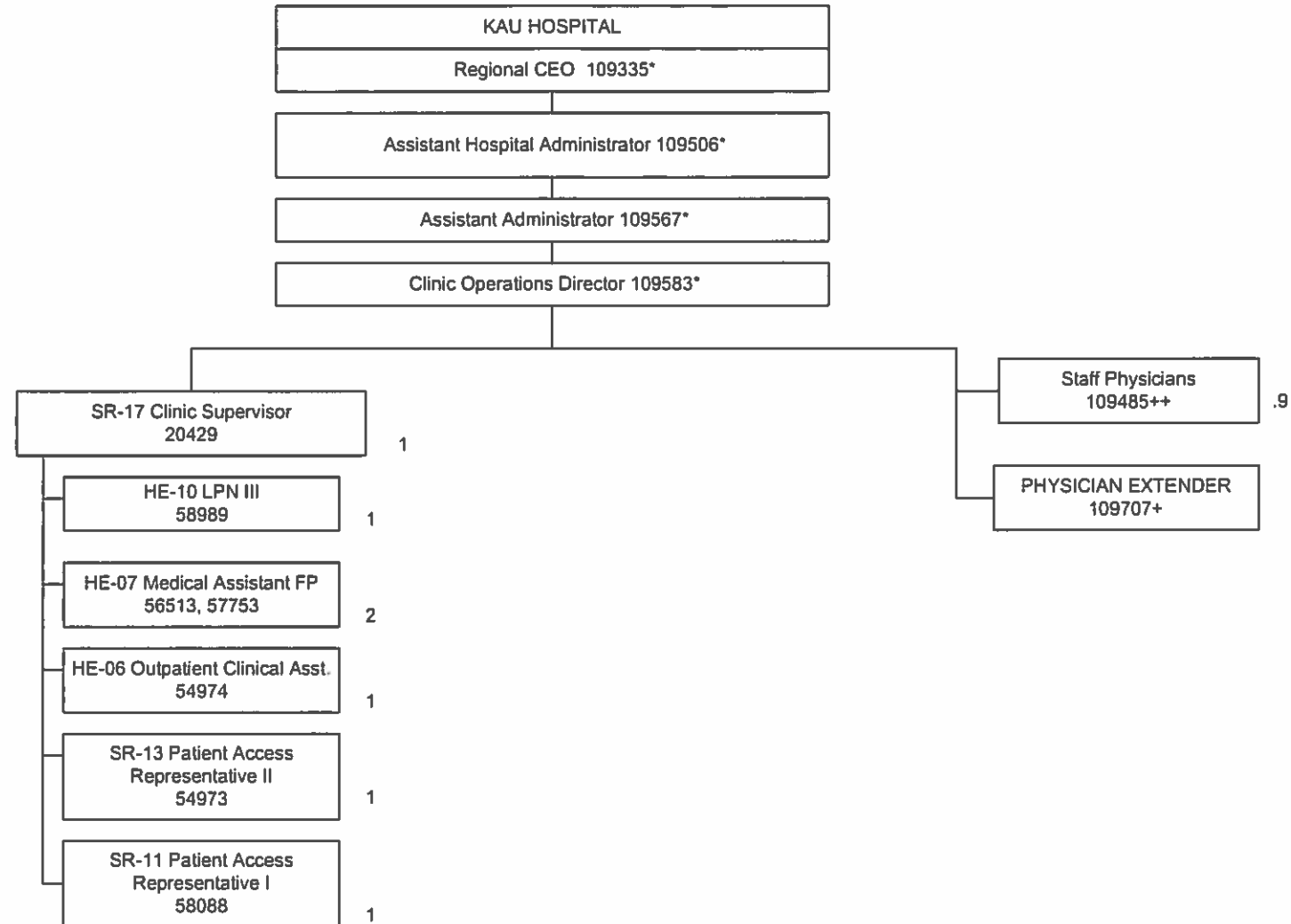
*Not Included in Position Count on This Chart

++90%

***80%

**50%

Total FTE on this Chart: 13.8



July 2020

+Temp position; not included in Count

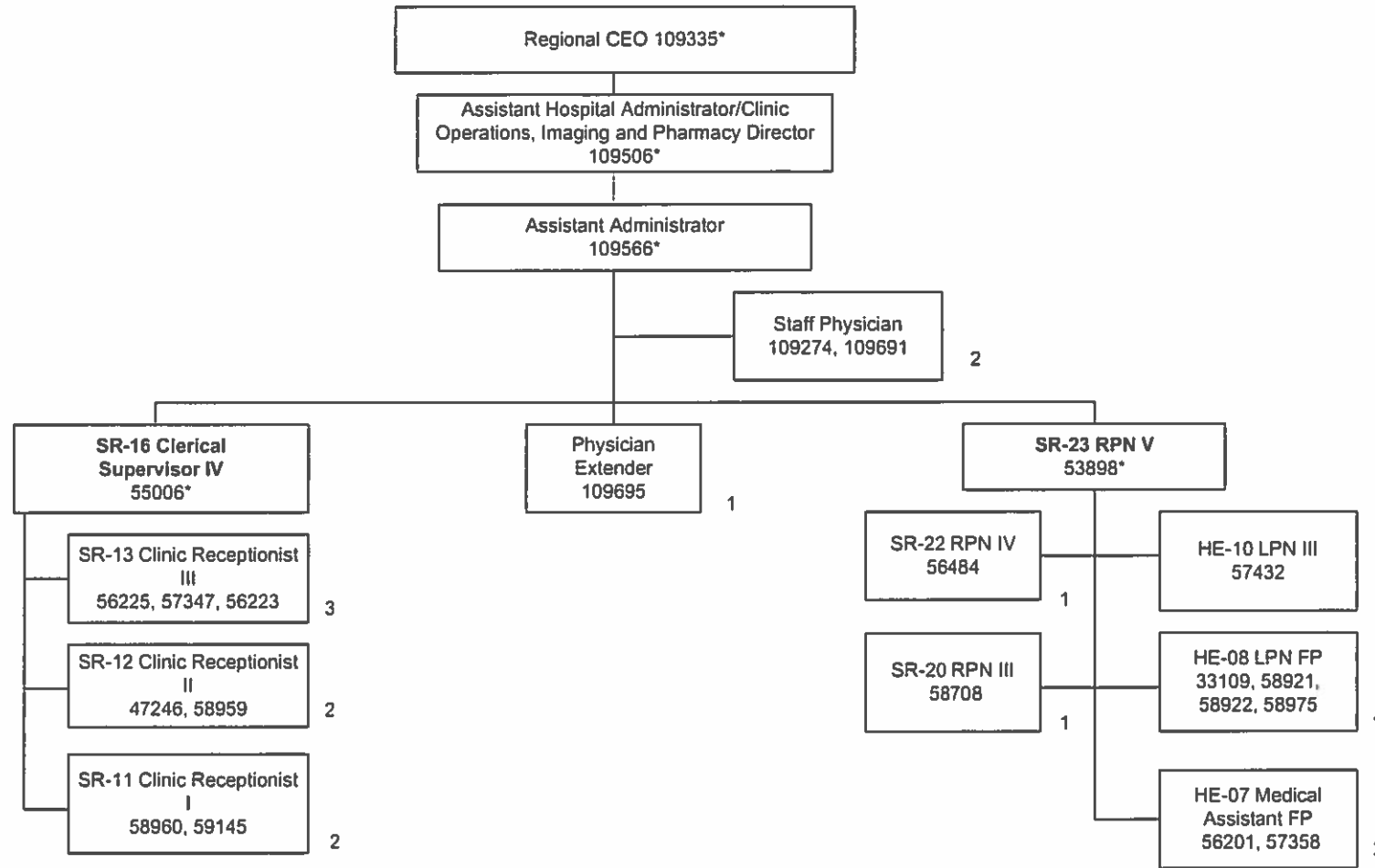
*Not Included in Position Count on This Chart

++90%

***80%

**50%

Total FTE on this Chart: 7.9



Updated 11/12, 9/14, 7/15, 7/16, 7/17, 7/18, 1/19, 7/19, 1/20, 7/20

*Not Included in Position Count on This Chart

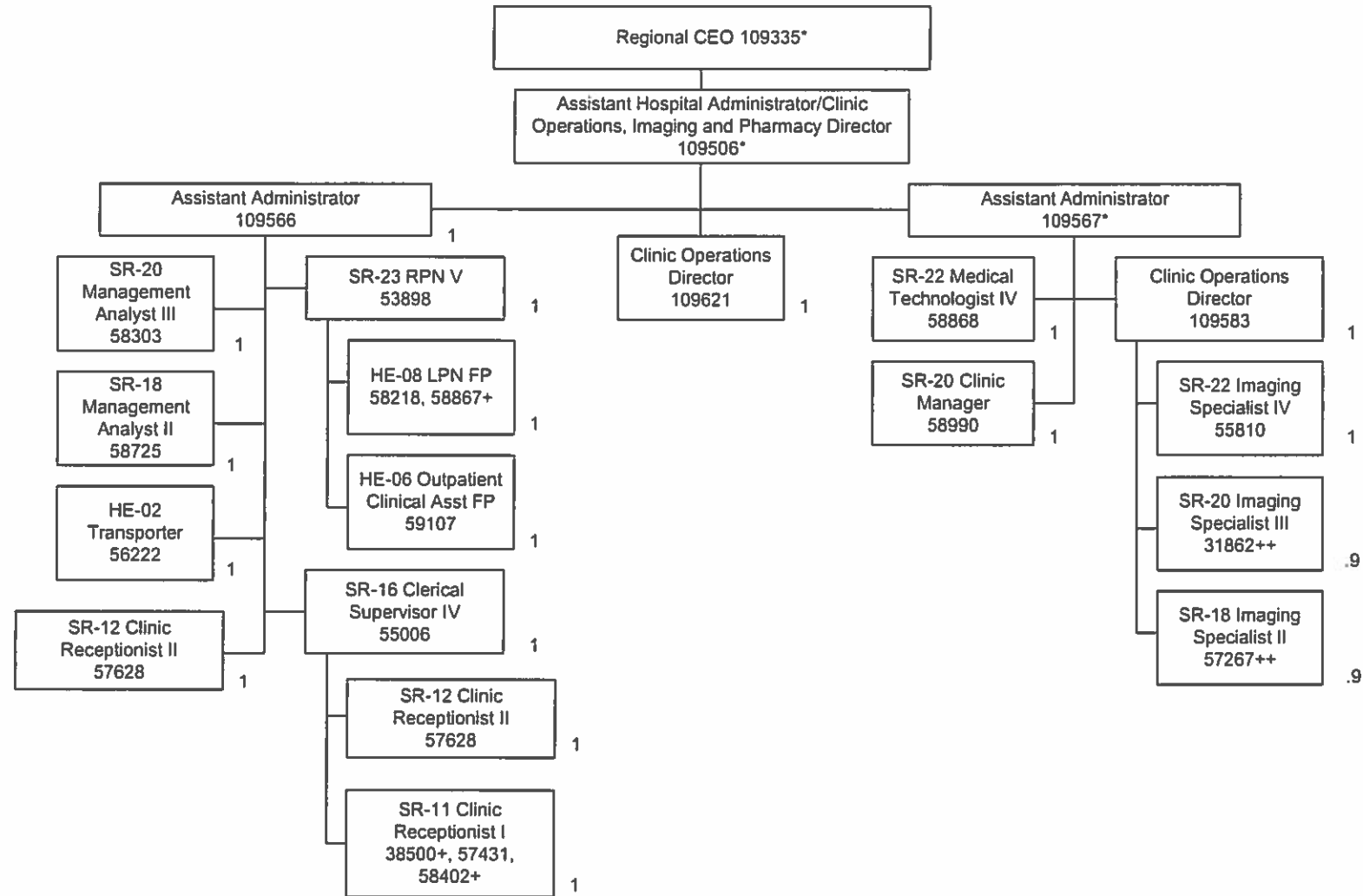
+Temporary Position, Not Included in Position Count

**50%

++90%

Total Position FTE Count on This Chart: 19

STATE OF HAWAII
HAWAII HEALTH SYSTEMS CORPORATION
Ka'u Hospital
East Hawaii Health Clinic
Clinic Administration/Imaging
Position Organization Chart



July 2020

*Not Included in Position Count on This Chart

+Temporary Position, Not Included in Position Count

**50%

++90%

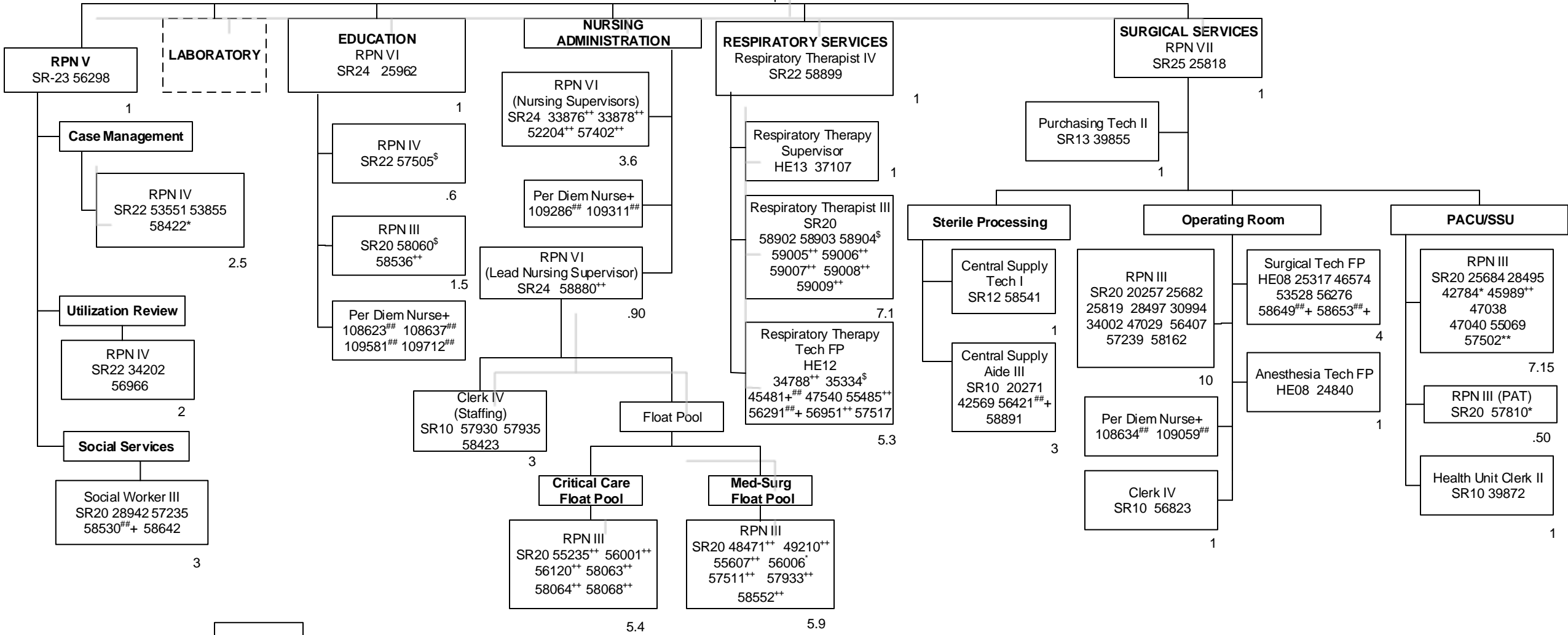
Total Position FTE Count on This Chart: 17.8

Regional Chief Executive Officer
109732@

PATIENT CARE SERVICES
Assistant Hospital Administrator/
Chief Nurse Executive
108591@

CURRENT

STATE OF HAWAII
HAWAII HEALTH SYSTEMS CORPORATION
KONA COMMUNITY HOSPITAL
PATIENT CARE SERVICES
CASE MANAGEMENT/UTILIZATION REVIEW/SOCIAL
SERVICES/EDUCATION/NURSING ADMINISTRATION/
RESPIRATORY SERVICES/SURGICAL SERVICES
POSITION ORGANIZATION
07-01-20



##30% FTE
*50% FTE
\$60% FTE
**75% FTE
**90% FTE

TOTAL FTE POSITIONS ON THIS CHART: 75.45
@ Not included in position count.
Per Diem position not included in position count.
+ Temporary Position not included in position count.

Regional Chief Executive Officer
109732@

PATIENT CARE SERVICES
Assistant Hospital Administrator/
Chief Nurse Executive
108591@

CURRENT

STATE OF HAWAII
HAWAII HEALTH SYSTEMS CORPORATION
KONA COMMUNITY HOSPITAL
PATIENT CARE SERVICES
REHABILITATION SVCS/WOMEN'S HEALTH SVCS/
MEDICAL SURGICAL UNIT 1/CRITICAL CARE FLOAT
POOL/MED-SURG FLOAT POOL
POSITION ORGANIZATION
07-01-20

REHABILITATION SERVICES
Rehab Services Manager
SR26 55257

WOMEN'S HEALTH SERVICES
(Labor Delivery & Recovery)
RPN VI
SR24 58637

RPN VII
SR25 28498

Speech Therapy

Occupational Therapy

Physical Therapy

RPN III
SR20 21860**
25685** 25816**
25861** 29554**
30332** 30333**
30995** 30997**
33941** 34186**
38483** 44966**
45813* 48427**
49205** 53550**
53893** 55234**
55725\$ 56819**
57228** 57936**
57946** 57947**
58062\$ 58176**

Per Diem Nurse+
108626## 108631##
108648## 109291##
109501## 109502##

MEDICAL SURGICAL UNIT 1

Critical Care Float Pool

Med-Surg Float Pool

Speech Pathologist III
SR20 57660##+

Occupational Therapist III
SR20 54009 56030##+
58072##+ 58803##+

Physical Therapist III
SR20 39189 54965
57653##+ 58532\$

Physical Therapist Asst FP
HE10 56031##+
58409##+

RPN III
SR20 24837* 30991**
43021** 48508**
48780** 49428
53890** 53891**
53892** 55397#
56296**
58234** 58235**
58253** 58542**
58631** 58780**
58883** 58884**
58887** 58888**

CNA FP
HE04 30336 31003
45964 49421 54532
55396 57948 58537
58650

Per Diem Nurse+
108622## 108628##
108649## 109499##
109500##

Health Unit Clerk II
SR10 27318**
56689** 58531 58549

Relief Pool

Per Diem CNA+
109042## 109044##
109047##

Nurse Aide Entry
HE02 56108##+
57665##+ 57669##+
57941##+ 57942##+
58073##+ 58074##+
58075##+ 58645##+
58646##+

##30% FTE
*50% FTE
\$60% FTE
**75% FTE
#80% FTE
**90% FTE

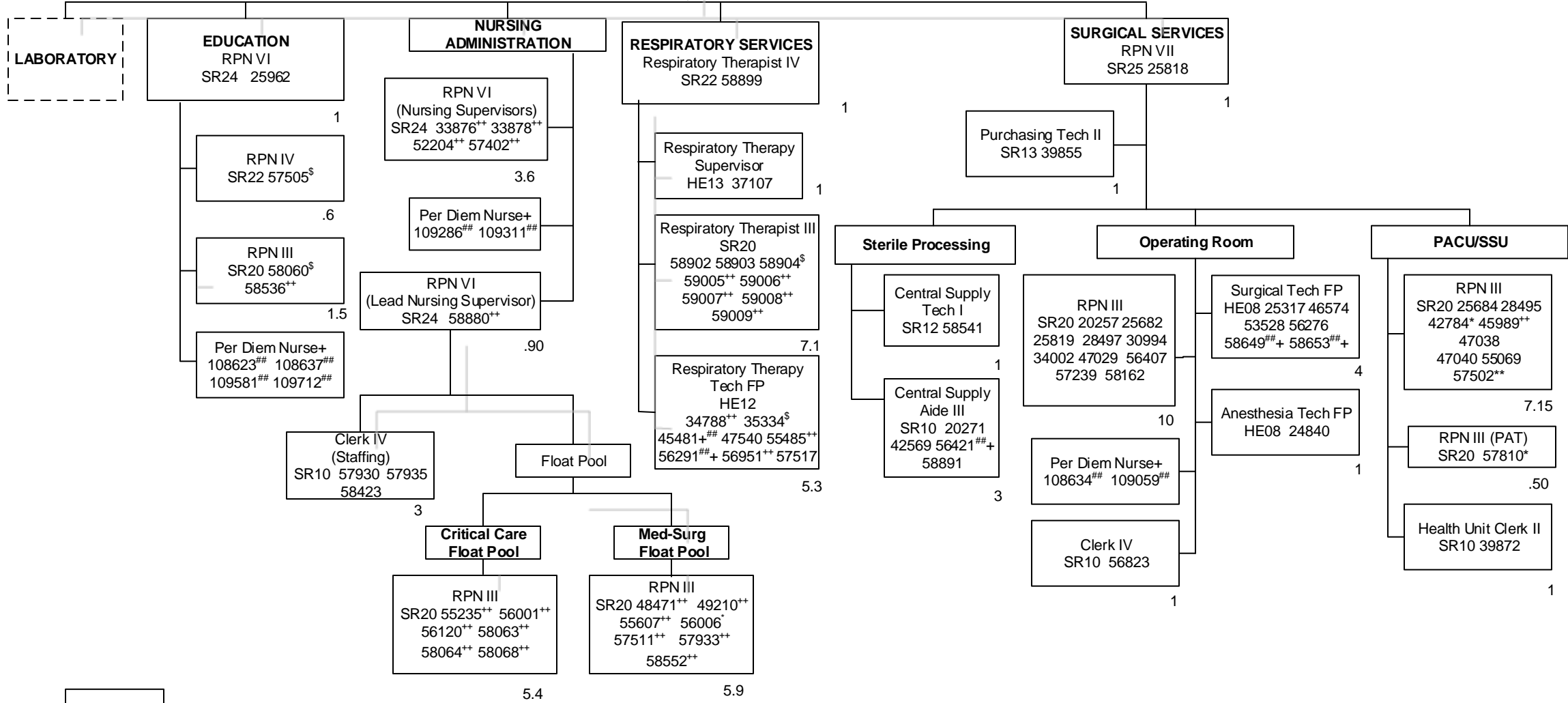
TOTAL FTE POSITIONS ON THIS CHART: 60.45
@ Not included in position count.
Per Diem position not included in position count.
+ Temporary Position not included in position count.

Regional Chief Executive Officer
109732@

PATIENT CARE SERVICES
Assistant Hospital Administrator/
Chief Nurse Executive
108591@

PROPOSED

STATE OF HAWAII
HAWAII HEALTH SYSTEMS CORPORATION
KONA COMMUNITY HOSPITAL
PATIENT CARE SERVICES
EDUCATION/NURSING ADMINISTRATION/
RESPIRATORY SERVICES/SURGICAL SERVICES
POSITION ORGANIZATION
07-01-20



30% FTE
* 50% FTE
\$ 60% FTE
** 75% FTE
** 90% FTE

TOTAL FTE POSITIONS ON THIS CHART: 66.95
@ Not included in position count.
Per Diem position not included in position count.
+ Temporary Position not included in position count.

Regional Chief Executive Officer
109732@

PATIENT CARE SERVICES
Assistant Hospital Administrator/
Chief Nurse Executive
108591@

PROPOSED

STATE OF HAWAII
HAWAII HEALTH SYSTEMS CORPORATION
KONA COMMUNITY HOSPITAL
PATIENT CARE SERVICES
REHABILITATION SVCS/WOMEN'S HEALTH SVCS/
MEDICAL SURGICAL UNIT 1/CRITICAL CARE FLOAT
POOL/MED-SURG FLOAT POOL/CASE
MANAGEMENT/SOCIAL WORK/UTILIZATION REVIEW
POSITION ORGANIZATION
07-01-20

