



**DEPARTMENT OF BUSINESS,
ECONOMIC DEVELOPMENT & TOURISM**

DEPT. COMM. NO. 368

DAVID Y. IGE
GOVERNOR

MIKE MCCARTNEY
DIRECTOR

CHUNG I. CHANG
DEPUTY DIRECTOR

No. 1 Capitol District Building, 250 South Hotel Street, 5th Floor, Honolulu, Hawaii 96813
Mailing Address: P.O. Box 2359, Honolulu, Hawaii 96804
Web site: dbedt.hawaii.gov

Telephone: (808) 586-2355
Fax: (808) 586-2377

January 19, 2021

The Honorable Ronald D. Kouchi,
President and Members
of the Senate
Thirty-First State Legislature
State Capitol, Room 409
Honolulu, Hawaii 96813

The Honorable Scott K. Saiki,
Speaker and Members of the
House of Representatives
Thirty-First State Legislature
State Capitol, Room 431
Honolulu, Hawaii 96813

Dear President Kouchi, Speaker Saiki, and Members of the Legislature:

For your information and consideration, I am transmitting a copy of the Hawaii Housing Finance and Development Corporation 2020 Annual Report, as required by Section 201H-21, Hawaii Revised Statutes. In accordance with Section 93-16, Hawaii Revised Statutes, I am also informing you that the report may be viewed electronically at:
<http://dbedt.hawaii.gov/overview/annual-reports-reports-to-the-legislature/>.

With aloha,

Mike McCartney

Enclosure

c: Legislative Reference Bureau



HAWAII HOUSING FINANCE AND DEVELOPMENT CORPORATION 2020 ANNUAL REPORT



The mission of the Hawaii Housing Finance and Development Corporation is to increase and preserve the supply of workforce and affordable housing statewide by providing leadership, tools, and resources to facilitate housing development.

TABLE OF CONTENTS

Letter to the Governor	3
Legislative History	4
Organizational Structure	4
Development Resources	6
Federal Funds	8
Development Tools	10
Resources for Homebuyers	12
Infrastructure Obligations	12
Planned/In Construction Projects	14
Reports to the Legislature	16
Housing Legislation 2020	18
HHFDC Board of Directors	19

This report fulfills the reporting requirement in Section 201H-21, HRS

The Hawaii Housing Finance and Development Corporation (HHFDC) is administratively attached to the Department of Business, Economic Development and Tourism and is the primary agency charged with overseeing affordable housing finance and development in Hawaii by working with the State’s residents, housing developers and financiers.

THE HONORABLE
DAVID Y. IGE, GOVERNOR, STATE OF HAWAII



Dear Governor Ige,

In Fiscal Year 2020, HHFDC assisted in the delivery of 772 workforce/affordable units while managing assets of approximately \$1.5 billion. Since its inception in 2006, HHFDC has facilitated the development of 10,696 workforce and affordable units statewide and currently has a production plan in place to add 8,287 more units over the next five years.

During this period of uncertainty, HHFDC is concentrating on preserving the projects currently in its production pipeline as construction will play a critical role in helping lift the economy, generating jobs as well as housing units for the people of Hawaii.

Because of the COVID-19 pandemic, many of Hawaii's families, including those from moderate income households that never before had to rely on housing support, found themselves struggling to make ends meet. Pursuant to Act 9, HHFDC shifted its focus from housing finance and development to administering a brand new program funded by the federal CARES Act – the Rent Relief and Housing Assistance Program – to help our community avoid eviction or foreclosure.

Our priorities for Fiscal Year 2021

Looking ahead, we need to leverage existing resources as efficiently as we can to where they have the greatest impact. Partnerships and collaborations with private and non-profit providers with roots in our communities will be more important than ever to prepare for a long-term recovery.

Construction will be critical to both getting people back to work and providing safe, secure housing to help drive our local economy. Affordable housing planning and development typically takes 3-5 years and will probably take longer in the near future. HHFDC will work with its development partners to keep projects in its current pipeline.

As we move forward, HHFDC remains committed to being good stewards of the resources entrusted to it. This pandemic has changed the entire landscape that we now live in so while we move quickly to address short-term issues, we also have to think about longer view strategies to prepare for the economic challenges ahead in the new normal.

Sincerely,



DENISE ISERI-MATSUBARA
Executive Director, HHFDC

Legislative History

The Hawaii Housing Finance and Development Corporation (HHFDC) was created to focus on the financing and development of affordable housing.

In 1997, the Legislature established the Housing and Community Development Corporation of Hawaii (HCDCH) by consolidating the Hawaii Housing Authority, the Housing Finance and Development Corporation and Rental Housing Trust Fund Commission. The HCDCH administered the state's public housing, homeless assistance, housing finance and housing development programs.

In 2005, the Legislature found that "the burden of administering the public housing projects in the State has overshadowed the ability of the corporation to pay sufficient attention to the financing and development of affordable housing." Therefore, Act 196 2005, as amended by Act 180 2006, separated the housing financing and development functions from the HCDCH to create the HHFDC.

Organizational Structure

The HHFDC is administratively attached to the Department of Business, Economic Development and Tourism. It is governed by a nine-member Board of Directors which establishes policies and executive direction for the Corporation.

Six members are appointed by the Governor from each of the counties of Honolulu, Hawaii, Maui and Kauai. At least four members must have knowledge and expertise in public or private financing and development of affordable housing, and one member must represent community advocates for low-income housing. The three ex-officio members are the Director of Business, Economic Development and Tourism, the Director of Finance, and a representative of the Governor's office.

Five-Year Production Plan

The HHFDC has a production plan in place to assist in the finance and development of approximately 8,287 workforce/affordable units over the next five years.

Fiscal Years	Rental	For Sale	Total
2021	1,586	708	1,665
2022	2,011	667	2,678
2023	646	708	1,354
2024	1,099	350	1,449
2025	950	200	1,150
Total	6,292	1,995	8,287

KOBAYASHI GROUP

HALE KALELE/ALDER STREET



A small groundbreaking ceremony was held for Hale Kalele/Alder Street, a mixed-use development on State land that will provide 200 affordable rental units as well as a Juvenile Services Center on the first and part of the second floor.

The project, developed by Kobayashi Group and MacNaughton Holdings is their first affordable development and the State's first inter-agency partnership between the Hawaii Housing Finance and Development Corporation (HHFDC) and the Judiciary. The project is a 200-unit rental, for tenants earning 30 to 60 percent of the area median income (AMI).

LIHTC/RHRF/HMMF/DURF



DEVELOPMENT RESOURCES

The HHFDC has a toolbox of resources to facilitate the development of affordable rental or for-sale housing including financing, expedited land use approvals under Chapter 201H, Hawaii Revised Statutes, exemptions from general excise taxes, and real property.

FINANCING TOOLS

Rental Housing Revolving Fund (aka Rental Housing Trust Fund))

The Rental Housing Revolving Fund (RHRF) provides equity gap low-interest loans or grants to qualified owners and developers for the development, pre-development, construction, acquisition or preservation of affordable rental housing. Preference is given to projects that meet certain statutory criteria. Included is a preference for projects that provide at least 5 percent of the total number of units for persons and families with incomes at or below 30 percent of the median family income. Another preference is projects that provide the maximum number of units for persons or families with incomes at or below 80 percent of the median family income.

As of June 30, 2020, the RHRF has outstanding commitments totaling \$270,191,881, and a cash balance of \$386,311,614. It also has a General Obligation Bond appropriation of \$50,000,000 in FY2021, that has not been released and deposited into the RHRF as of June 30, 2020.

Low Income Housing Tax Credits (LIHTC)

The LIHTC program is a major financing tool for non-profit and for-profit developers to construct or rehabilitate affordable rental housing. Under the program, HHFDC is the designated state housing credit agency that may allocate LIHTC established under the Tax Reform Act of 1986. The State has a matching LIHTC program equal to 50% of the Federal LIHTC amount. Eligible taxpayers may claim LIHTC on their federal tax returns as a dollar-for-dollar offset on their tax liability for ten years. Act 129, SLH 2016 shortened the State LIHTC period from 10 years to 5 years. Generally, affordable housing project owners that qualify for LIHTC find investors for these tax credits through Syndicators to generate project equity financing for their projects.

There are two types of LIHTC:

Volume Cap (or 9%) LIHTC: Tax credits that the IRS allows the State to issue for affordable housing purposes based on an annual per capita factor and the State's population. The annual per capita limit for 2020 is \$2.8125, translating to approximately \$3.982 million in LIHTC that the State can allocate in 2020.

Non-Volume Cap (or 4%) LIHTC: LIHTC exempt from the volume cap limitation. These credits must be accompanied by tax-exempt financing under the State's bond volume cap. The limit under the non-volume cap LIHTC is based on the amount of State bond volume cap used for affordable multi-family housing.

Hula Mae Multi-Family Revenue Bond Program

The Hula Mae Multi-Family program provides low interest rate financing through the issuance of tax-exempt revenue bonds for the construction and/or acquisition and rehabilitation of rental housing projects. Developers can secure 4% non-competitive low-income housing tax credits in conjunction with the Hula Mae multi-family financing. The HHFDC, with the approval of the Governor, is authorized to issue up to \$1.5 billion* in revenue bonds. As of June 30, 2020, the program has issued 44 series of bonds, including one refunding series, totaling \$932,231,111. A total of \$405,601,071 has been committed to 13 projects pending bond issuance. The remaining uncommitted bond issuance authority is \$162,167,818.

*Note: On September 15, 2020, HMMF Bond Authority increased from \$1,500,000,000 to \$3,000,000,000 pursuant to Act 42, SLH 2020.

HIGHRIDGE COSTA DEVELOPMENT COMPANY/COASTAL RIM PROPERTIES

HALE MOENA KUPUNA AT KAPOLEI



Hale Moena Kupuna at Kapolei is a 297 unit, new construction affordable project targeting seniors earning 30-60 percent of area medium income. The two residential towers will be built over a two-story structure housing commercial space, community areas, and parking.

Phase I was completed in early 2020, with Phase 2 scheduled to be completed in early 2021.

LIHTC/RHRF/HMMF



Dwelling Unit Revolving Fund (DURF)

DURF was established pursuant to Act 105, SLH 1970, which authorized the issuance of \$125,000,000 of general obligation bonds to carry out the purposes of the Housing Development Program. Funds may be used for the acquisition of real property; development and construction of residential, commercial and industrial properties; interim and permanent loans to developers; and all things necessary to carry out the purposes of the Housing Development Program, including administrative expenses. As of June 30, 2020, DURF has outstanding commitments of \$194,236,423 and a cash balance of \$195,776,577.

Rental Assistance Revolving Fund (RARF)

The RARF Interim Construction Loan Program provides below market interest rate interim construction loans for affordable rental housing projects (currently 4-5%), as well as a limited amount of project-based rental assistance subsidies to qualified owners of rental projects. As of June 30, 2020, there are 10 projects comprised of 1,468 rental units with Rental Assistance Program commitments totaling \$52,265,096.

FEDERAL FUNDS

HOME Investment Partnerships Program (HOME)

The HHFDC administers the federal HOME program which is intended to expand the supply of decent, safe, affordable and sanitary housing for households earning up to 80% AMI. HOME funds may be used for a variety of activities including tenant-based rental assistance, down payment loans for first-time homebuyers, rehabilitation loans for existing homeowners, property acquisition, new construction, reconstruction, moderate or substantial rehabilitation, site improvements, demolition, relocation expenses, loan guarantees, and other reasonable and necessary expenses related to development of affordable housing. The HHFDC receives approximately \$3 million in HOME funds from the U.S. Department of Housing and Urban Development (HUD) each year. Funds are allocated on an annual rotating basis to the Counties of Hawaii, Kauai and Maui. For Program Year (PY) 2020-2021, the County of Maui will receive the HOME allocation, less five percent for HHFDC's administration of the program.

Housing Trust Fund (HTF)

The National Housing Trust Fund was established by HUD for the purpose of production or preservation of affordable housing through the acquisition, new construction, reconstruction, and/or rehabilitation of no-luxury housing with suitable amenities for households earning no more than 30% AMI. All HTF-assisted units will be required to have a minimum affordability period of 30 years. HHFDC is the designated HTF agency for the State of Hawaii. HHFDC anticipates receiving \$3 million in HTF each year. Funds are allocated as follows: 50 percent to the City and County of Honolulu; the other 50 percent to be allocated on an annual rotating basis to the Counties of Hawaii, Kauai, and Maui. As of September 4, 2019, for PY2020-2021, the County of Maui is designated to receive a HTF allocation, less five percent for HHFDC's administration of the program. Due to inability to fully expend its prior year allocations, the City and County of Honolulu's HTF allocation for PY2020-2021 will be awarded to one of the other counties to be determined at a later date.

Rent Relief and Housing Assistance Program (RRHAP)

Pursuant to Act 9, HHFDC shifted its focus from the finance and development of workforce/affordable housing to stand up a brand new program to help renters and homeowners economically impacted by the COVID-19 pandemic avoid eviction or foreclosure.

Funded by the Federal CARES Act, the RRHAP was administered by Catholic Charities Hawaii and Aloha United Way. The program provided rent and mortgage payments, as well as funding to cover financial counseling and loan modifications. Applications for assistance were accepted for housing payments due between March 1, 2020 and December 28, 2020.

The framework for the RRHAP was developed in July 2020, when Act 9 was enacted. The program launched on September 8, 2020 and ended on December 28, 2020. In three months, the RRHAP approved approximately \$60 Million in applications and helped 14,000 households.

RENT RELIEF AND HOUSING ASSISTANCE PROGRAM



HAS YOUR INCOME BEEN IMPACTED BY COVID-19?

YOU MAY BE ELIGIBLE FOR RENT RELIEF OR MORTGAGE ASSISTANCE!



The State of Hawai'i's Rent Relief and Housing Assistance Program, with support from Catholic Charities and Aloha United Way, provides assistance to Hawai'i renters and homeowners who have experienced a reduction in income due to the COVID-19 pandemic.

The program provides renters and homeowners at risk of eviction or foreclosure with assistance in making monthly rent, mortgage and HOA payments, as well as financial counseling, loan modifications and mediation for rent payment plans.



Applications are currently being accepted for payments due between March 1, 2020 and December 28, 2020.

TO DETERMINE IF YOU ARE ELIGIBLE AND TO APPLY:
www.hihousinghelp.com

You can apply if you:

- Are a full-time Hawai'i resident
- Are 18 years of age or older
- Have proof of valid and current tenancy for primary residence or own and occupy a housing unit in the State of Hawai'i.
- Can demonstrate a loss of income directly resulting from the COVID-19 pandemic.
- Can demonstrate that your current household income does not exceed 100% Area Median Income (AMI), as defined by Department of Housing and Urban Development (HUD) 2020 income limits.
- There are no asset limits



Eligible Hawai'i renters will receive help with monthly rent payments of up to \$2,000 per household residing in the City and County of Honolulu, or \$1,500 per household residing in the Counties of Hawai'i, Maui or Kaua'i.* Rent payments will not exceed the actual rent owed.



Eligible Hawai'i homeowners will receive help with monthly mortgage payments of up to \$2,000 per household residing in the City and County of Honolulu, or \$1,500 per household residing in the Counties of Hawai'i, Maui or Kaua'i*.



Applications are also being accepted for HOA dues, financial counseling, loan modifications and mediation for rent payment plans.

* Rent, mortgage and HOA payments can be made in lump sum payments for up to three months at a time from August 1 to December 28, 2020 and any amount of time from March 1 to July 31, 2020.



CATHOLIC CHARITIES HAWAII
521-HELP (4357)
catholiccharitieshawaii.org



Aloha United Way
2-1-1
auw.org

DEVELOPMENT TOOLS

Land

A portfolio of real property acquired by negotiation, exchange, or purchase, is made available to developers through the Request for Proposals (RFP) process.

Chapter 201H Expedited Processing

Pursuant to Chapter 201H, Hawaii Revised Statutes, the HHFDC may develop, on behalf of the State or with an eligible developer, or may assist under a government assistance program in the development of housing projects which are exempt from all statutes, ordinances, charter provisions, and rules of any governmental agency relating to planning, zoning, construction standards for subdivisions, development and improvement of land, and the construction of units thereon. These Chapter 201H exemptions provide for greater flexibility in the design of housing projects. The appropriate county councils must approve, approve with modifications, or disapprove projects within 45 days. All 201H projects must comply with the County building permit process, HRS Chapter 104 (Wages and Hours of Employees on Public Works), and HRS Chapter 343 (Environmental Impact Statements).

To be eligible, the majority of a project's units must be affordable to households earning no more than 140% of the county area median income (AMI), and HHFDC further encourages Developers to provide units at a range of affordable income levels. Developers begin the 201H process by first contacting the appropriate county. If the county government does not accept the developer's 201H application, the HHFDC will consider the developer's application. The HHFDC requires that the developer conduct at least one public meeting to solicit community input on the proposed project.

Exemptions from General Excise Taxes

The HHFDC may approve and certify for exemption from GET any qualified person or firm involved with a newly constructed or moderately or substantially rehabilitated project meeting specific income limit and eligibility criteria.



Kahului Lani I & II– Rentals for seniors earning 30 to 60 percent of AMI in Kahului, Maui near the Civic Center/Bus Hub

IKAIKA OHANA

KAIWAHINE VILLAGE



Residents began moving into Kawaihine Village in Kihei, Maui in May. The 120 homes are being rented to households earning 30 to 60 percent of the area median income with rents starting at \$510 for a two-bedroom unit and \$571 for a three-bedroom unit.

Ikaika Ohana developed the project in South Maui where high construction costs have limited development in an area with a severe affordable housing shortage. A blessing is planned for a later date.



LIHTC/RHRF/HMMF

FINANCING RESOURCES FOR FIRST-TIME HOMEBUYERS

The HHFDC's single-family programs are consumer oriented, providing below-market rate mortgage financing, tax credits, and down payment loans to assist eligible first-time homebuyers.

Mortgage Credit Certificate (MCC) Program

The MCC program provides eligible first-time homebuyers with a direct tax credit against their federal income tax liability to make more income available to qualify for a mortgage loan and make monthly payments. The amount of credit is equivalent to 20% of the annual interest paid on a mortgage loan. MCCs are offered through participating lenders. As of June 30, 2020, the HHFDC has assisted 7,317 families in purchasing their first homes. During FY 2020, due to vacant staff positions and hiring freezes, no new MCCs were issued but the program assisted 328 families in refinancing their existing MCC loans.

MAJOR COST CENTERS - STATE INFRASTRUCTURE OBLIGATIONS

Maintaining Waiahole Valley Subdivision

The HHFDC owns approximately 750 acres in Waiahole Valley and a 1.0 million gallon water system that services the residents and Waiahole Elementary School. There are 159 total lots for residential, agricultural and commercial use, open space, water lots, stream lots, and roadways. Approximately \$24 million has been spent to acquire the property and for capital improvements as of June 30, 2020. A contract for the design a new reservoir tank was executed with a notice to proceed date of February 15, 2018, however community consultation has been delayed and the pandemic has severely limited our ability to conduct community meetings. In addition, a total of \$11.4 million has been charged to the project for General Obligation Bond interest through June 30, 2003, when the bonds were retired. It currently costs HHFDC approximately \$300,000 to \$400,000 per year to maintain Waiahole Valley. Less than half of this expense is covered by lease rental income and the remainder is subsidized by DURF.

Maintaining Infrastructure in the Villages of Kapolei

The City and County of Honolulu has not yet accepted dedication of infrastructure in the Villages of Kapolei. Therefore, HHFDC is obligated to maintain the infrastructure and has engaged a consultant to assist with the dedication. The time frame for is uncertain as the dedication process involves many different agencies, entities, consultants and contractors, and HHFDC has spent the past decade working to transfer sidewalks and streets over to the City and County of Honolulu.

The current infrastructure budget is approximately \$195 million. There has been no interest charge to the project because it was initially funded by the Homes Revolving Fund, which was repealed in 2003.

The Villages of Kapolei was developed pursuant to Act 15, SLH 1988. The Act provided the Housing Finance and Development Corporation (HFDC) (predecessor to the HCDCH and HHFDC) with temporary powers to expedite the development of affordable housing. It authorized the HFDC to develop housing projects that were exempt from all statutes, ordinances, charter provisions, and rules of any governmental agency relating to planning, zoning, construction standards for subdivisions, development and improvement of land, and the construction of units thereon; provided that the project met minimum requirements of health and safety; did not contravene any safety standards or tariffs approved by the Public Utilities Commission for public utilities; and the HHFDC first conducted a public hearing after reasonable notice in the county in which project was situated.

Land Programs – Chapters 516 and 519, HRS

The purpose of the Land Reform Act of 1967 was to encourage widespread ownership of fee simple lands among Hawaii's people. Pursuant to Chapter 516, HRS, the HHFDC assists lessees of single family homes to purchase the leased fee interest in their houselots by petitioning the state to facilitate a lease-to-fee conversion through its use of eminent domain powers. Since inception of the Land Reform Program, over 14,600 lessees have been assisted. The HHFDC continues to provide assistance and information on the lease to fee conversion process, as well as promote negotiated settlements to reduce conversion costs.

Chapter 519, HRS provides the framework for the fair arbitration of renegotiated ground lease rents for one- or two-family residential leasehold lots and cooperative housing corporations. The Lease Rent Renegotiation Program is used when lessees and lessors are unable to agree on the amount of the new lease rent upon expiration of the fixed term of the lease.

Assistance to Displaced Persons - Chapter 111, HRS

Chapter 111, HRS establishes a uniform policy for the fair and equitable treatment of owners, tenants, other persons, and business concerns lawfully residing on or lawfully occupying real property and displaced by the acquisition of real property for public or other purposes in the public interest and by building, zoning, and housing code enforcement activities. HHFDC must assure that relocation payments are fair, reasonable, and promptly paid.

Planned/In Construction



The Central – Mixed use residential project in Ala Moana near the HART Ala Moana Station

Alder Street/Hale Kalele– 200-unit mixed-use, inter-agency affordable rental and juvenile services/shelter facility located near the HART Ala Moana Station. Redevelopment of underutilized state-owned site will address both affordable rental housing and juvenile justice needs. **LIHTC/HMMF/RHRF/DURF** Developer - Kobayashi Group - Estimated completion date of 6/22

DE Thompson – 83-unit elderly rentals in Ewa beach, Oahu for seniors earning 60 percent of AMI. **LIHTC/RHRF** Developer – DET Renton Partners LP - Estimated completion date of 7/21

Halawa View Apartments II & III – 300-unit family rental project near the HART Aloha Stadium Station. The one, two and three-bedroom units are targeted toward families earning 30 to 60 percent of AMI. **LIHTC/HMMF/RHRF** Developer - Hawaii Community Development - Estimated completion date of 4/23

Hale Makana O Maili – 52-unit family rental project in Waianae, Oahu. The one, two and three -bedroom units are targeted toward families earning 30 to 60 percent of AMI. **LIHTC/HMMF/RHRF** Developer - Hawaii Community Development - Estimated completion date of 4/21

Hale Makana O Moilili – 104-unit elderly rental project in Moilili, Oahu for seniors earning 30 to 60 percent of AMI. **LIHTC/HMMF/RHRF** Developer - Hawaii Community Development - Estimated completion date of 4/23

Hale Moena at Kapolei Phase II– 143-unit family rental project serving seniors earning 30 to 60 percent AMI. The second of three phases, Hale Moena at Kapolei will remain affordable for 61 years. **LIHTC/HMMF/RHRF** Developer – Highridge Costa/Coastal Rim Properties, Inc. - Estimated completion date of 2/21

Hale Uhiwai Nalu Phase II – 50-unit rental for families earning 30 to 60 percent of AMI in Kapolei. **RHRF** Developer – Cloudbreak Communities Hawaii - Estimated completion date of 8/22

Halewai`olu Senior Residences – 155-unit rentals for seniors earning 30 to 60 percent of AMI. **LIHTC/HMMF/RHRF** Developer - Michaels Development - Estimated completion date of 8/22

Ililani – 328-unit for-sale project in Kakaako, 165 of which are affordable. **201H** Developer – KAM Development LLC - Estimated completion date of 8/22

Kahului Lani Phase II – 82-unit senior rentals for seniors earning 30 to 60 percent of AMI in Kahului, Maui. **LIHTC/HMMF/RHRF** Developer - Catholic Charities Hawaii - Estimated completion date of 4/21

Kaiaulu O Halelea – 63-unit rental for families earning 30 to 60 percent of AMI in Kihei, Maui. **LIHTC/HMMF/RHRF** Developer - Ikaika Ohana - Estimated completion date of 9/21

Kaiaulu O Kapiolani – 64-unit rental for families earning 30 to 60 percent of AMI in Hilo, Hawaii. **LIHTC/HMMF/RHRF** Developer - Ikaika Ohana - Estimated completion date of 11/21

Kaiaulu O Kuku`ia – 197-unit rental for families earning 30 to 60 percent of AMI in Lahaina, Maui. **LIHTC/HMMF/RHRF** Developer - Ikaika Ohana - Estimated completion date of 8/22

Kaiaulu O Kupuohi – 89-unit rental for families earning 30 to 60 percent of AMI in Lahaina, Maui. **LIHTC/HMMF/RHRF** Developer - Ikaika Ohana - Estimated completion date of 4/22

Kaiaulu O Waikoloa – 60-unit rental for families earning 30 to 60 percent of AMI in Waikoloa, Hawaii. **LIHTC/HMMF/RHRF** Developer - Ikaika Ohana - Estimated completion date of 7/22

Kaloko Heights – 81-unit family rental in Kailua-Kona, Hawaii. Koloko Heights will serve households earning 30 to 60 percent of AMI. **LIHTC/HMMF/RHRF** Developer - Hawaii Island Community Development Corporation - Estimated completion date of 1/22

Kokua Project – 222-unit rental in Honolulu for seniors earning 30 to 60 percent of AMI. **LIHTC/HMMF/RHRF** Developer - Alakea Senior LP - Estimated completion date of 6/22

Kulia at Ho`opili – 128-unit rental for families earning 30 to 60 percent AMI in East Kapolei near the UH West Oahu Station. **LIHTC/HMMF/RHRF** Developer - Mutual Housing Association of Hawaii, Inc. - Estimated completion date of 4/21

Lima Ola Workforce Development - Proposed affordable multi-family housing project located on approximately 75 acres of land owned by the County of Kauai. Located in 'Ele'ele, the project will include approximately 550 residential units, a community park, community center and bike and pedestrian paths. All units to be affordable and offered for sale or rent to households earning no more than 140 percent of AMI. **DURF** Developer - County of Kauai - Estimated groundbreaking date of 2/21

Meheula Vista Senior IV – 75-unit rental in the 301-unit master planned community for seniors located in Mililani, Oahu. Meheula Vista will provide low-income seniors an affordable permanent living option where residents can age in place. **LIHTC/HMMF/RHRF** Developer - Catholic Charities Hawaii - Estimated completion date of 8/21

Mohouli Heights Seniors Phase 2 – 30-unit senior rental located in Hilo. The second of three planned phases, Mohouli Heights Seniors. Phase 2 will serve seniors earning 30 to 60 percent of AMI and adds to the 60 units in Phase 1. **LIHTC/HMMF/RHRF** Developer - Hawaii Island Community Development Corporation - Estimated completion date of 8/22

Mohouli Heights Seniors Phase 3 – 93-unit senior rental located in Hilo. The last of three planned phases, Mohouli Heights Seniors Phase 3 will serve seniors earning 30 to 60 percent of AMI. **LIHTC/HMMF/RHRF** Developer - Hawaii Island Community Development Corporation - Estimated completion date of 8/22

Queen Emma Tower – 71-unit acquisition/rehabilitation of an abandoned office building in Downtown Honolulu for families earning 30-60 percent of AMI. **LIHTC/HMMF/RHRF** Developer - Ahe Group LLC - Estimated completion date of 3/21

The Central – 513-unit mixed use residential project in Ala Moana near the HART Ala Moana Station. The Central is a 43-story residential and commercial project with approximately 10,500 sq. ft. of retail space. 60 percent of the units (310) will be affordable with the remaining 40 percent at market rate. **201H** Developer - SamKoo Pacific, LLC - Estimated completion date of 6/21

Villages of La`i`opua – 59-unit family rental in Kona for families earning 30 to 60 percent of AMI. **LIHTC/RHRF** Developer - DHHL - Estimated completion date of 9/21

Waikoloa Family – 111- rental for families earning 30-60 percent of AMI in Waikoloa, Hawaii. **LIHTC/HMMF/RHRF** Developer - Waikoloa Family Affordable - Estimated completion date of 12/21

Pursuant to Section 201H-95(g), Hawaii Revised Statutes, Relating to Hula Mae Multifamily Revenue Bond Activity for Fiscal Year 2020.

Section 201H-95(g), Hawaii Revised Statutes, requires the Hawaii Housing Finance and Development Corporation (HHFDC) to submit an annual report to the Legislature describing the multifamily revenue bond activity under the Housing Loan and Mortgage Program, popularly known as the Hula Mae Multifamily Program (HMMF). Specifically, it requires annual reporting of the following information:

1. The amount of multifamily revenue bond authority utilized and remaining balance;
2. A description of multifamily project activity including dates, project names and descriptions, and bond amounts for the following activities:
 - a. Application;
 - b. Approval of inducement resolution;
 - c. Approval to issue bonds; and
 - d. Issuance of bonds; and
3. A summary of the activity of the fund by quarter.

The required information, as of June 30, 2020, is provided below.

Multifamily Revenue Bond Authority as of June 30, 2020

Total number of HMMF Bonds issued to date	44
Total amount of HMMF Bonds issued to date	\$932,231,111
HMMF Bonds approved by HHFDC Board and pending issuance	13
Total amount of HMMF Bonds pending issuance	\$405,601,071
Total Bond Authority	\$1,500,000,000
Net Bond Authority available*	\$162,167,818

*Note: On September 15, 2020, HMMF Bond Authority increased from \$1,500,000,000 to \$3,000,000,000 pursuant to Act 42, SLH 2020.

Multifamily Project Activity During Fiscal Year 2019-2020

Project Applications Received (3):

Project Name	Location	Project Type	Unit Count	HMMF Request
Hale O' Hauoli	Oahu	Elderly	100	\$ 9,850,000
Kaiaulu O Kuku`ia	Hawaii	Family	200	\$ 64,260,000
Pauahi Kupuna Hale	Oahu	Elderly	48	\$ 10,423,940
TOTAL			348	\$ 84,533,940

Approval of Inducement Resolutions (8):

Project	Location	Project Type	Unit Count	HMMF approved
Halawa View II	Oahu	Family	156	\$ 40,200,000
Halawa View III	Oahu	Family	146	\$ 40,000,000
Hale Kalele	Oahu	Family	201	\$ 49,574,388
Hale Makana O Moiliili	Oahu	Family	105	\$ 22,000,000
Kaiaulu O Kapiolani	Hawaii	Family	64	\$ 17,832,960
Kaiaulu O Kupuohi	Maui	Family	89	\$ 27,346,140
Kapuna One Apartments	Oahu	Elderly	162	\$ 41,000,000
DE Thompson Village	Oahu	Elderly	84	\$ 8,000,000
TOTAL			1007	\$245,953,488

Approval to Issue Bonds & Issuance of Bonds (3):

Project	Location	Project Type	Unit Count	HMMF Issued
Queen Emma Tower	Oahu	Family	71	\$ 20,000,000
Kapolei Mixed Use	Oahu	Family	143	\$ 41,100,000
Development Phase II				
Kulia @ Ho'opili	Oahu	Family	120	\$ 22,900,000
TOTAL			334	\$ 84,000,000

Quarterly Summary of Fund Activity for Fiscal Year 2019-2020

	1st Quarter	2nd Quarter	3rd Quarter	4th Quarter
Total Bond Authority*	\$1,500,000,000	\$1,500,000,000	\$1,500,000,000	\$1,500,000,000
Total Bonds Issued to Date	\$ 912,231,111	\$ 932,231,111	\$ 932,231,111	\$ 932,231,111
Total Bonds Pending Issuance	\$ 249,156,783	\$ 349,780,271	\$ 398,780,271	\$ 405,601,071
Total Uncommitted Bond Authority	\$ 338,612,106	\$ 217,988,618	\$ 168,988,618	\$ 162,167,818
Total Applications Under Review	\$ 212,958,505	\$ 128,645,017	\$ 106,550,000	\$ 125,504,590

*Note: On September 15, 2020, HMMF Bond Authority increased from \$1,500,000,000 to \$3,000,000,000 pursuant to Act 42, SLH 2020.

Pursuant to Section 201H-202(f), Hawaii Revised Statutes, Relating to Rental Housing Revolving Fund Project Awards for Year 2020.

Section 201H-202, Hawaii Revised Statutes (HRS), requires the Hawaii Housing Finance and Development Corporation (HHFDC) to "describe the projects funded and, with respect to rental housing projects targeted for persons and families with incomes at or below thirty per cent of the median family income, its efforts to develop those rental housing projects, a description of proposals submitted for this target group and action taken on the proposals, and any barriers to developing housing for this target group" (§201H-202(f)). All projects receiving RHRF awards must set aside a minimum of 5% of total units for households at or below 30% of the median family income (MFI), and the remaining units have income restrictions that do not exceed 60% MFI.

NOTE: In previous years, this report was based on RHRF program activity during Calendar Years. This year, and going forward, reporting is of activity during Fiscal Year 2020, to be consistent with the Fiscal Year-based reporting for HHFDC programs and activities throughout the rest of the Annual Report. Due to this change, some items reported below for Fiscal Year 2020 were also reported previously for Calendar Year 2019.

During Fiscal Year 2020, HHFDC made six new RHRF awards to rental projects totaling 759 units in Oahu, Hawaii, and Maui.

Project	Location	RHRF Request	RHRF Award	Unit Count	30% MFI UNITS
Halawa View Apts. II	Oahu	\$ 21,300,000	\$ 21,300,000	156	8
Halawa View Apts. III	Oahu	\$ 21,000,000	\$ 21,000,000	146	8
902 Alder Street (Hale Kalele)	Oahu	\$ 24,500,000	\$ 24,500,000	201	10
Kaiaulu O Kapiolani	Hawaii	\$ 12,800,000	\$ 12,800,000	63	4
Kaiaulu O Kupuohi	Maui	\$ 17,132,500	\$ 17,132,500	88	5
TOTAL		\$ 110,332,500	\$ 85,857,000	759	41

During Year 2020, HHFDC also received 3 project applications that did not receive RHRF awards, as follows:

Project	Location	RHRF Request	RHRF Award	Unit Count	30% MFI UNITS
Meheula Vista IV	Oahu	\$ 5,000,000	None	75	
Kupuna Hale	Oahu	\$ 16,056,125	None	192	
Kaiaulu O Kuku`ia (Keawe Street Apartments or Lealii affordable housing)	Maui	\$ 58,056,125	None	467	

HOUSING LEGISLATION PASSED IN 2020

Act 4, SLH 2020 (Senate Bill 3139, S.D. 1, H.D. 1) Relating to the State Budget. This bill, in relevant part, transfers \$250,000,000 from the Rental Housing Revolving Fund to the Emergency and Budget Reserve Fund, to address COVID-19 related budget impacts. The bill replaces the transferred funds with a General Obligation Bond appropriation of the same amount in Fiscal Year 2021 for deposit into the Rental Housing Revolving Fund.

Act 6, Session Laws of Hawaii (SLH) 2020 (House Bill 2725 H.D. 1, S.D.) Relating to Capital Improvement Projects. The following Capital Improvement Project appropriation made in 2019 for Fiscal year 2020-2021 was not amended:

- Dwelling Unit Revolving Fund Infusion, Statewide:
FY2020-2021: \$25,000,000 (MOF: C)

The following new appropriation to HHFDC was made in Act 6:

- Dwelling Unit Revolving Fund Infusion, Statewide. This appropriation is earmarked for affordable housing construction in the Counties of Hawai'i, Kauai, and Maui, including infrastructure, ground and site improvement, equipment, and appurtenances:
FY2020-2021: \$50,000,000 (MOF: C)

Act 7, SLH 2020 (House Bill 2200, H.D. 1, S.D. 1) Relating to the State Budget. HHFDC did not receive any operating budget adjustments to the amounts appropriated in 2019 for the fiscal biennium 2019-2021. The amounts provided in 2019 for FY 2020-2021 were not amended, and are restated as follows:

- \$11,818,751 (MOF: W)
- \$3,100,000 (MOF: N)
- \$3,000,000 (MOF: P)

Act 9, SLH 2020 (Senate Bill 126 S.D. 1, H.D. 1, C.D. 1) Relating to the State Budget. This omnibus bill includes the appropriation of \$100,000,000 from the Emergency and Budget Reserve Fund from CARES Act funds to HHFDC for a Housing Relief and Resiliency Program to assist renters and homeowners adversely affected by the COVID-19 pandemic.

Act 34, SLH 2020 (House Bill 1929, H.D. 2, S.D. 2) Relating to Affordable Housing. Extends the time for HHFDC to renegotiate an existing, or issue a new, ground lease for Front Street Apartments affordable housing project on Maui to December 31, 2021 before condemnation proceedings are triggered.

Act 42, SLH 2020 (House Bill 2183, H.D. 2, S.D. 2) Relating to the Housing Loan and Mortgage Program. This bill increases the bond authorization ceiling for the Hula Mae Multifamily revenue bond program from \$1,500,000,000 to \$3,000,000,000. The Hula Mae Multifamily program helps finance affordable rental housing projects in combination with 4% non-volume cap Low Income Housing Tax Credits.

BOARD OF DIRECTORS



Donn Mende
Chairman (Maui)



Gary Mackler
Vice-Chair (Kauai)



Rona Fukumoto
Secretary



Carol Reimann
Director (Maui)



George Atta
Director (Oahu)




Melvin Kahele
Director (At Large)



Kymberly Sparlin
Director (Ex-Officio)




Craig Hirai
Director (Ex-Officio)



Mike McCartney
Director (Ex-Officio)

Additional information is provided in the Audited Financial Statements available on line at: www.dbedt.hawaii.gov/hhfdc/



**HAWAII HOUSING FINANCE AND
DEVELOPMENT CORPORATION**
677 QUEEN STREET, 300
HONOLULU, HAWAII 96813

Phone
(808) 587-0620

Website
www.dbedt.hawaii.gov/hhfdc/

State of Hawai'i Hawaii Housing Finance and Development Corporation

(A Component Unit of the State of Hawai'i)

Financial and Compliance Audit

June 30, 2020

Submitted by
The Auditor
State of Hawai'i

State of Hawai‘i
Hawaii Housing Finance and Development Corporation
(A Component Unit of the State of Hawai‘i)
Index
June 30, 2020

	Page(s)
PART I – FINANCIAL STATEMENTS	
Report of Independent Auditors	
Management’s Discussion and Analysis (Unaudited)	4–12
Financial Statements	
Statement of Net Position	13–14
Statement of Activities.....	15
Governmental Funds Balance Sheet.....	16
Governmental Funds Reconciliation of the Governmental Funds Balance Sheet to the Statement of Net Position	17
Governmental Funds Statement of Revenues, Expenditures, and Change in Fund Balances.....	18
Governmental Funds Reconciliation of the Governmental Funds Statement of Revenues, Expenditures, and Change in Fund Balances to the Statement of Activities.....	19
Proprietary Funds Statement of Net Position	20–21
Proprietary Funds Statement of Revenues, Expenses, and Change in Net Position.....	22–23
Proprietary Funds Statement of Cash Flows	24–26
Notes to Financial Statements	27–61

State of Hawai‘i
Hawaii Housing Finance and Development Corporation
(A Component Unit of the State of Hawai‘i)
Index
June 30, 2020

	Page(s)
Required Supplementary Information Other than Management’s Discussion and Analysis (Unaudited)	
Budgetary Comparison Schedule – General Fund	62
Budgetary Comparison Schedule – HOME Investment Partnership Program	63
Budgetary Comparison Schedule – Housing Trust Fund Program.....	64
Notes to Required Supplementary Information	65
Supplementary Information	
Non-major Enterprise Funds Combining Statement of Net Position	66
Non-major Enterprise Funds Combining Statement of Revenues, Expenses, and Change in Net Position	67
Non-major Enterprise Funds Combining Statement of Cash Flows.....	68
Reconciliation of Cash and Short-Term Investments	69–70
Schedule of Expenditures of Federal Awards.....	71
Notes to Schedule of Expenditures of Federal Awards	72
PART II – COMPLIANCE AND INTERNAL CONTROL	
Report of Independent Auditors on Internal Control Over Financial Reporting and on Compliance and Other Matters Based on an Audit of Financial Statements Performed in Accordance With <i>Government Auditing Standards</i>	
Report of Independent Auditors on Compliance for Each Major Federal Program and on Internal Control Over Compliance Required by the Uniform Guidance	
Schedule of Findings and Questioned Costs.....	77–78
Summary Schedule of Prior Audit Findings	

PART I

Financial Statements

Report of Independent Auditors

The Auditor
State of Hawai'i

The Board of Directors
Hawaii Housing Finance and Development Corporation

Report on the Financial Statements

We have audited the accompanying financial statements of the governmental activities, the business-type activities, each major fund, and the aggregate remaining fund information of State of Hawai'i, Hawaii Housing Finance and Development Corporation (the "Corporation"), a component unit of the State of Hawai'i, as of and for the year ended June 30, 2020 and the related notes to the financial statements, which collectively comprise the Corporation's basic financial statements as listed in the index.

Management's Responsibility for the Financial Statements

Management is responsible for the preparation and fair presentation of these financial statements in accordance with accounting principles generally accepted in the United States of America; this includes the design, implementation and maintenance of internal control relevant to the preparation and fair presentation of financial statements that are free from material misstatement, whether due to fraud or error.

Auditors' Responsibility

Our responsibility is to express opinions on these financial statements based on our audit. We conducted our audit in accordance with auditing standards generally accepted in the United States of America and the standards applicable to financial audits contained in *Government Auditing Standards*, issued by the Comptroller General of the United States. Those standards require that we plan and perform the audit to obtain reasonable assurance about whether the financial statements are free from material misstatement.

An audit involves performing procedures to obtain audit evidence about the amounts and disclosures in the financial statements. The procedures selected depend on the auditors' judgment, including the assessment of the risks of material misstatement of the financial statements, whether due to fraud or error. In making those risk assessments, the auditors consider internal control relevant to the entity's preparation and fair presentation of the financial statements in order to design audit procedures that are appropriate in the circumstances, but not for the purpose of expressing an opinion on the effectiveness of the entity's internal control. Accordingly, we express no such opinion. An audit also includes evaluating the appropriateness of accounting policies used and the reasonableness of significant accounting estimates made by management, as well as evaluating the overall presentation of the financial statements.

We believe that the audit evidence we have obtained is sufficient and appropriate to provide a basis for our audit opinions.

Opinions

In our opinion, the financial statements referred to above present fairly, in all material respects, the respective financial position of the governmental activities, the business-type activities, each major fund, and the aggregate remaining fund information of the Corporation as of June 30, 2020, and the respective changes in financial position and, where applicable, cash flows thereof for the year then ended in accordance with accounting principles generally accepted in the United States of America.

Emphasis of Matter

As discussed in Note 1, the financial statements of the Corporation include only the governmental activities, business-type activities, each major fund, and the aggregate remaining fund information of the Corporation, and are not intended to present fairly the financial position of the State of Hawai'i as of June 30, 2020, and the changes in its financial position and its cash flows for the year then ended in conformity with accounting principles generally accepted in the United States of America. Our opinion is not modified with respect to this matter.

Other Matters

Required Supplementary Information

Accounting principles generally accepted in the United States of America require that the management's discussion and analysis on pages 4 through 12 and budgetary comparison schedules for the General Fund, HOME Investment Partnership Program, and Housing Trust Fund Program on pages 62 through 65 be presented to supplement the basic financial statements. Such information, although not a part of the basic financial statements, is required by the Governmental Accounting Standards Board, who considers it to be an essential part of financial reporting for placing the basic financial statements in an appropriate operational, economic or historical context. We have applied certain limited procedures to the required supplementary information in accordance with auditing standards generally accepted in the United States of America, which consisted of inquiries of management about the methods of preparing the information and comparing the information for consistency with management's responses to our inquiries, the basic financial statements, and other knowledge we obtained during our audit of the basic financial statements. We do not express an opinion or provide any assurance on the information because the limited procedures do not provide us with sufficient evidence to express an opinion or provide any assurance.

Other Information

Our audit was conducted for the purpose of forming opinions on the financial statements that collectively comprise the Corporation's basic financial statements. The combining non-major fund financial statements and reconciliation of cash and short-term investments are presented for purposes of additional analysis and are not a required part of the basic financial statements. The schedule of expenditures of federal awards is presented for purposes of additional analysis as required by Title 2 U.S. Code of Federal Regulations Part 200, *Uniform Administrative Requirements, Cost Principles, and Audit Requirements for Federal Awards*, and is not a required part of the basic financial statements. As described in Note 1 to the schedule of expenditures of federal awards, the accompanying schedule of expenditures of federal awards was prepared on the cash basis of accounting, which is a comprehensive basis of accounting other than accounting principles generally accepted in the United States of America.

The combining non-major fund financial statements, reconciliation of cash and short-term investments, and schedule of expenditures of federal awards are the responsibility of management and were derived from and relate directly to the underlying accounting and other records used to prepare the basic financial statements. Such information has been subjected to the auditing procedures applied in the audit of the basic financial statements and certain additional procedures, including comparing and reconciling such information directly to the underlying accounting and other records used to prepare the basic financial statements or to the basic financial statements themselves, and other additional procedures in accordance with auditing standards generally accepted in the United States of America. In our opinion, the combining non-major fund financial statements, reconciliation of cash and short-term investments, and schedule of expenditures of federal awards are fairly stated, in all material respects, in relation to the basic financial statements as a whole.

Other Reporting Required by Government Auditing Standards

In accordance with *Government Auditing Standards*, we have also issued our report dated December 11, 2020 on our consideration of the Corporation's internal control over financial reporting and on our tests of its compliance with certain provisions of laws, regulations, contracts and grant agreements, and other matters. The purpose of that report is to describe the scope of our testing of internal control over financial reporting and compliance and the results of that testing, and not to provide an opinion on the effectiveness of the Corporation's internal control over financial reporting or on compliance. That report is an integral part of an audit performed in accordance with *Government Auditing Standards* in considering the Corporation's internal control over financial reporting and compliance.

Accuity LLP

Honolulu, Hawai'i
December 11, 2020

State of Hawai‘i
Hawaii Housing Finance and Development Corporation
(A Component Unit of the State of Hawai‘i)
Management’s Discussion and Analysis (Unaudited)
June 30, 2020

The management of the State of Hawai‘i, Hawaii Housing Finance and Development Corporation (the “Corporation”) offers readers of the Corporation’s financial statements this narrative overview and analysis of its financial activities for the fiscal year ended June 30, 2020. This document should be read in conjunction with the audited financial statements. All amounts presented in tables, unless otherwise indicated, are expressed in thousands of dollars.

Introduction

The Corporation was established by the State Legislature effective July 1, 2006 in accordance with Act 196, SLH 2005, as amended by Act 180, SLH 2006.

The Corporation’s mission is to increase the supply of workforce and affordable homes by providing tools and resources to facilitate housing development. Tools and resources include housing tax credits, low interest construction loans, equity gap loans, developable land, and expedited land use approvals.

The Corporation is administratively attached to the State Department of Business, Economic Development and Tourism. The Corporation’s Board of Directors consists of nine members, six of whom are public members appointed by the Governor and confirmed by the State Senate. Public members are appointed from each of the counties of Honolulu, Hawai‘i, Maui and Kaua‘i. At least four of the public members must have knowledge and expertise in public or private financing and development of affordable housing. At least one public member represents community advocates for low-income housing affiliated with private nonprofit organizations that serve the residents of low-income housing. The Director of Business, Economic Development and Tourism; the Director of Finance; and a representative of the Governor’s Office are ex-officio voting members. All Corporation action is taken by the affirmative vote of at least five members.

Overview of the Financial Statements

This discussion and analysis is intended to serve as an introduction to the financial statements of the Corporation for the period ended June 30, 2020. The financial statements consist of the basic financial statements, related notes to the financial statements, and other required supplementary information. These components are described below:

Basic Financial Statements

The basic financial statements include two kinds of statements that present different views of the Corporation:

- The first two statements are government-wide financial statements that provide information about the Corporation’s overall financial position and results of operations. These statements are presented on an accrual basis of accounting and consist of the Statement of Net Position and the Statement of Activities.
- The remaining statements are the fund financial statements of the Corporation’s governmental funds, for which activities are funded primarily from appropriations from the State, and the Corporation’s major and non-major proprietary funds, which operate similarly to business-type activities. The governmental funds are presented on a modified accrual basis of accounting while the proprietary funds are presented on an accrual basis of accounting.

State of Hawai‘i
Hawaii Housing Finance and Development Corporation
(A Component Unit of the State of Hawai‘i)
Management’s Discussion and Analysis (Unaudited)
June 30, 2020

Government-wide Financial Statements

The government-wide financial statements report information about the Corporation as a whole using accounting methods similar to those used by private sector companies. The Statement of Net Position provides both short-term and long-term information about the Corporation’s financial position, which assists in assessing the Corporation’s economic condition at the end of the fiscal year. All of the current year revenues and expenses are accounted for in the Statement of Activities regardless of when cash is received or paid. Most of the Corporation’s activities are business-type activities and are reported in its proprietary funds. The government-wide financial statements include two statements:

- The *Statement of Net Position* presents all of the Corporation’s assets and deferred outflows of resources less liabilities and deferred inflows of resources, with the difference reported as “net position.” Over time, increases and decreases in the Corporation’s net position may serve as a useful indicator of the health of the financial position of the Corporation.
- The *Statement of Activities* presents information indicating how the Corporation’s net position changed during the most recent fiscal year.

The government-wide financial statements of the Corporation are divided into two categories:

- *Governmental activities* – The activities in this section are primarily supported by State or Federal appropriations or by Federal contributions.
- *Business-type activities* – These functions normally are intended to recover all or a significant portion of their costs through user fees and charges to external users.

Fund Financial Statements

The fund financial statements provide more detailed information about the Corporation’s most significant funds and not the Corporation as a whole. The financial activities of the Corporation are recorded in individual funds, each of which is deemed to be a separate accounting entity. Funds are either reported as a major fund or a non-major fund. The Governmental Accounting Standards Board (“GASB”) issued Statement No. 34, *Basic Financial Statements – Management’s Discussion and Analysis – for State and Local Governments*, which sets forth the minimum criteria for the determination of major funds. The non-major funds are combined in a single column in the fund financial statements and are detailed in the supplementary information.

The Corporation has two types of funds:

- *Governmental Funds*
 - Governmental funds are used to account for essentially the same functions reported as governmental activities in the government-wide financial statements.
 - Governmental funds financial statements help determine whether there are more or fewer financial resources that can be spent in the near future to finance the Corporation’s programs.
 - The focus of the governmental funds is narrower than that of the government-wide financial statements; therefore, it is useful to compare the information presented for governmental funds with similar information presented for governmental activities in the government-wide financial statements. By doing so, readers may better understand the long-term impact of the government’s near-term financing decision.

State of Hawai‘i
Hawaii Housing Finance and Development Corporation
(A Component Unit of the State of Hawai‘i)
Management’s Discussion and Analysis (Unaudited)
June 30, 2020

- Both the governmental funds balance sheet and the governmental funds statement of revenues, expenditures, and change in fund balances provide a reconciliation to facilitate this comparison between governmental funds and governmental activities.
- *Proprietary Funds* – The Corporation’s only type of proprietary funds are its enterprise funds, which are used to account for those activities for which the intent of management is to recover, primarily through user charges, the cost of providing services to customers.

Notes to Financial Statements

The notes to the basic financial statements provide additional information that is essential to a full understanding of the data provided in the government-wide and fund financial statements. The notes to the financial statements follow the basic financial statements.

Required Supplementary Information Other Than Management’s Discussion and Analysis

In addition to the basic financial statements and accompanying notes, this report presents a section of required supplementary information (“RSI”) other than management’s discussion and analysis which contain budget-to-actual schedules for the Corporation’s General Fund, HOME Investment Partnership Program, and Housing Trust Fund Program, as well as accompanying notes, which are required for major governmental funds with legally adopted budgets.

Supplementary Information

Following the RSI other than management’s discussion and analysis section, supplementary information presents details on combining information and reconciliation of cash and short-term investments of the non-major Governmental and Proprietary funds, which are not required to be presented.

Supplementary information also includes the Schedule of Expenditures of Federal Awards (“SEFA”). The SEFA reports federal awards expended by the Corporation on the accrual basis of accounting for the year ended June 30, 2020.

Currently Known Facts, Decisions or Conditions

In May 2019, the Corporation conveyed its leasehold interests on five of the six affordable multifamily rental housing projects. In November 2020, the Corporation conveyed its sixth multifamily rental housing project of which the Corporation had acquired the leased-fee interest in land in December 2019.

In October 2019, the Corporation acquired the leased-fee interest situated under the Front Street Apartments project on the island of Maui, as mandated by Act 98 of Session Laws of Hawaii 2019.

The Corporation continues to evaluate the restructuring of the ownership of its affordable rental housing projects through the conveyance of leasehold interests to experienced, private-sector operations. Such private-sector partnerships are intended to preserve the long-term affordability of the projects while relieving the Corporation of the burden of active management and maintenance. The Corporation believes that the private sector is able to more efficiently operate such projects and undertake capital-intensive improvements. The Nani ‘O Puna Project (“Project”) has been contemplated and thereby the Corporation has accepted a non-binding letter of intent for which the Corporation and the buyer has agreed to negotiate the purchase and sale of the Project.

State of Hawai‘i
Hawaii Housing Finance and Development Corporation
(A Component Unit of the State of Hawai‘i)
Management’s Discussion and Analysis (Unaudited)
June 30, 2020

COVID-19

On March 4, 2020, the Governor of the State of Hawai‘i issued an emergency proclamation to control the spread of the COVID-19 pandemic and has subsequently issued numerous supplemental proclamations. These proclamations included orders to stay at home, eviction moratorium, and mandated self-quarantine on travelers and as a result have caused a sharp reduction in the tourism sector and sectors that promote personal close contact and large social gatherings.

In adherence to these orders, the Corporation has swiftly adapted its manner of conducting business such as enabled staff to work remotely, streamlined operations to paperless, and held meetings virtually while continuing to serve the public.

The economic impact of these orders has led to reduction in income for many families in Hawai‘i and entail vulnerability to eviction and foreclosure. Pursuant to Act 9, Session Laws of Hawaii 2020, and Governor’s Executive Order No. 20-08, the Corporation received \$100,000,000 of Coronavirus Aid, Relief, and Economic Security Act, Public Law 116-136, commonly referred to as CARES Act, for the implementation of the Housing Relief and Resiliency Program (“HRRP”) to help renters and homeowners that have realized loss or reduction in employment due to COVID-19 and at risk of eviction or foreclosure, respectively. The Corporation has contracted two non-profit intermediaries to administer the HRRP. The HRRP shall sunset on December 28, 2020 and any unexpended funds shall be transferred to the State unemployment compensation trust fund.

The financial impact of these orders have impacted the local economy, and State budget shortfalls are expected. The Corporation continues to evaluate both the short-term and long-term impacts of the COVID-19 pandemic on its operations. The Corporation is largely funded by activities under its proprietary funds, General Obligation Bond Fund and conveyance taxes, and therefore the Corporation is able to continue its mission to increase and preserve the supply of workforce and affordable housing statewide by providing leadership, tools and resources to facilitate housing development. The Corporation funds affordable housing projects which are an integral component in the economic recovery of the State of Hawai‘i.

State of Hawai‘i
Hawaii Housing Finance and Development Corporation
(A Component Unit of the State of Hawai‘i)
Management’s Discussion and Analysis (Unaudited)
June 30, 2020

Government-wide Financial Analysis

As noted earlier, the Statement of Net Position presents all of the Corporation’s assets and deferred outflows of resources less liabilities and deferred inflows of resources, with the difference reported as net position. Over time, changes in net position may serve as a useful indicator of the Corporation’s financial statements. As indicated below, as of June 30, 2020, the Corporation’s total net position was approximately \$1,144,498,000, a decrease of \$84,741,000 (or 6.9%) from the previous year.

Government-Wide Condensed Statements of Net Position
June 30, 2020 and 2019
(in thousands of dollars)

	Governmental Activities		Business-Type Activities		Total		Percent Change
	2020	2019	2020	2019	2020	2019	
Current assets	\$ 5,140	\$ 32,979	\$ 676,604	\$ 610,802	\$ 681,744	\$ 643,781	5.9 %
Restricted assets held by trustee	-	-	54,913	57,248	54,913	57,248	-4.1 %
Capital assets	-	-	96,355	64,018	96,355	64,018	50.5 %
Other assets	9,862	9,861	650,553	560,429	660,415	570,290	15.8 %
Total assets	15,002	42,840	1,478,425	1,292,497	1,493,427	1,335,337	11.8 %
Deferred outflows of resources	-	-	3,009	3,352	3,009	3,352	-10.2 %
Total assets and deferred outflows of resources	\$ 15,002	\$ 42,840	\$ 1,481,434	\$ 1,295,849	\$ 1,496,436	\$ 1,338,689	11.8 %
Current liabilities	\$ -	\$ -	\$ 255,771	\$ 6,834	\$ 255,771	\$ 6,834	3642.6 %
Noncurrent liabilities	-	-	95,567	101,710	95,567	101,710	-6.0 %
Total liabilities	-	-	351,338	108,544	351,338	108,544	223.7 %
Deferred inflows of resources	-	-	600	906	600	906	-33.8 %
Net position							
Net investment in capital assets	-	-	96,255	63,904	96,255	63,904	50.6 %
Restricted	10,408	11,367	87,192	91,079	97,600	102,446	-4.7 %
Unrestricted	4,594	31,473	946,049	1,031,416	950,643	1,062,889	-10.6 %
Total net position	15,002	42,840	1,129,496	1,186,399	1,144,498	1,229,239	-6.9 %
Total liabilities, deferred inflows of resources and net position	\$ 15,002	\$ 42,840	\$ 1,481,434	\$ 1,295,849	\$ 1,496,436	\$ 1,338,689	11.8 %

Total assets and deferred outflows of resources increased by approximately \$157,747,000 (11.8%) during fiscal year 2020 primarily related to the increase in current assets of \$37,963,000 (5.9%), increase in capital assets by approximately \$32,337,000 (50.5%), and increase in other assets by \$90,125,000 (15.8%).

- Current assets are comprised of cash and cash equivalents and current receivables and accrued interest. Current assets increased by \$37,963,000 due to infusion of General Obligation bond fund proceeds of \$67,000,000 and \$75,000,000 in the Dwelling Unit Revolving Fund and Rental Housing Revolving Fund, respectively, \$31,970,000 of conveyance taxes, \$25,080,000 of interest income, and \$11,106,000 of various cash receipts offset by \$90,437,000 of net loan activity, \$21,124,000 of payments to suppliers and employees, and \$32,678,000 of acquisition in lease-fee interests, and \$26,873,000 decrease in Due from State.
- Capital assets are comprised of property and equipment reported net of depreciation. Net capital assets increased by approximately \$32,337,000 primarily due to the acquisition of leased-fee interest of two properties.

State of Hawai‘i
Hawaii Housing Finance and Development Corporation
(A Component Unit of the State of Hawai‘i)
Management’s Discussion and Analysis (Unaudited)
June 30, 2020

- Other assets are mainly comprised of the long-term portion of mortgage and construction loans receivable and balance due from other State departments. Other assets increased by \$90,125,000 due to increase in mortgage and construction loans of \$88,353,000 due to funding of loans.

Total liabilities and deferred inflows of resources increased by \$242,488,000 (221.5%) during fiscal year 2020 primarily related to the Due to other State Departments of \$250,000,000 pursuant to Act 4, Session Laws of Hawaii 2020. Act 4 mandated the transfer of \$250,000,000 from the Rental Housing Revolving Fund to the State Emergency and Budget Reserve Fund as of June 30, 2020 and to receive \$250,000,000 in General Obligation bond funds during fiscal year 2021. The Corporation received the funds in October 2020.

Restricted net position represents resources that are subject to external restrictions on how funds may be used primarily include the assets held by trustee.

Unrestricted net position consists of net position that does not meet the definition of “restricted” or “net investment” in capital assets.

The Statement of Activities below presents information indicating how the Corporation’s net position changed during the most recent fiscal year:

Government-Wide Statements of Activities
Years Ended June 30, 2020 and 2019
(in thousands of dollars)

	Governmental Activities		Business-Type Activities		Total		Percent Change
	2020	2019	2020	2019	2020	2019	
Revenues							
Program revenues							
Charges for services	\$ -	\$ -	\$ 48,430	\$ 69,012	\$ 48,430	\$ 69,012	-29.8 %
Operating grants and contributions	4,680	7,654	16,040	15,391	20,720	23,045	-10.1 %
General revenues							
State allotted appropriations, net of lapses	117,125	27,797	2,000	-	119,125	27,797	328.6 %
Gain on sale of capital assets	-	-	-	84,779	-	84,779	N/A
Total revenues	<u>121,805</u>	<u>35,451</u>	<u>66,470</u>	<u>169,182</u>	<u>188,275</u>	<u>204,633</u>	-8.0 %
Expenses							
Governmental activities							
Expenditures	5,645	7,434	-	-	5,645	7,434	-24.1 %
Business-type activities							
Rental assistance program	-	-	1,888	1,780	1,888	1,780	6.1 %
Housing development program	-	-	10,646	10,173	10,646	10,173	4.6 %
Multi-family mortgage loan programs	-	-	1,589	1,072	1,589	1,072	48.2 %
Single-family mortgage loan program	-	-	937	129	937	129	626.4 %
Rental housing program	-	-	-	17,209	-	17,209	-100.0 %
Intergovernmental expense	-	-	250,000	-	250,000	-	N/A
Others	-	-	2,311	6,004	2,311	6,004	-61.5 %
Total expenses	<u>5,645</u>	<u>7,434</u>	<u>267,371</u>	<u>36,367</u>	<u>273,016</u>	<u>43,801</u>	523.3 %
Net change before transfers and lapses	116,160	28,017	(200,901)	132,815	(84,741)	160,832	-152.7 %
Transfers	<u>(143,998)</u>	<u>(4,690)</u>	<u>143,998</u>	<u>4,690</u>	<u>-</u>	<u>-</u>	100.0 %
Change in net position	<u>(27,838)</u>	<u>23,327</u>	<u>(56,903)</u>	<u>137,505</u>	<u>(84,741)</u>	<u>160,832</u>	-152.7 %
Net position							
Beginning of year	42,840	19,513	1,186,399	1,048,894	1,229,239	1,068,407	15.1 %
End of year	<u>\$ 15,002</u>	<u>\$ 42,840</u>	<u>\$ 1,129,496</u>	<u>\$ 1,186,399</u>	<u>\$ 1,144,498</u>	<u>\$ 1,229,239</u>	-6.9 %

State of Hawai‘i
Hawaii Housing Finance and Development Corporation
(A Component Unit of the State of Hawai‘i)
Management’s Discussion and Analysis (Unaudited)
June 30, 2020

Governmental Activities

For the fiscal year ended June 30, 2020, governmental activities decreased the Corporation’s net position by approximately \$27,838,000 (65.0%), primarily the result of the due from State for allotments totaling \$117,125,000 offset by transfers-out to the Proprietary Funds of \$143,998,000.

Business-type Activities

Revenues of the Corporation’s business-type activities were primarily from charges for services, program investment income, and federal assistance program funds. Charges for services consist primarily of rental income and interest income of loans related to the Corporation’s lending programs.

For the fiscal year ended June 30, 2020, business-type activities decreased the Corporation’s net position by approximately \$56,903,000 (4.8%). Revenues primarily consisted of approximately \$31,970,000 in conveyance taxes, \$7,236,000 in rental income, \$7,520,000 in interest income on loans, \$9,418,000 in interest income, transfers-in from the General Obligation Bond Fund of \$143,682,000 while approximately \$17,371,000 in expenses primarily consisted of operating expenses for the Corporation’s various business-type functions and \$250,000,000 in intergovernmental expense.

A fund is a grouping of related accounts that is used to maintain control over resources that have been segregated for specific activities or objectives. The Corporation, like other state and local governments, uses fund accounting to ensure and demonstrate compliance with finance-related legal requirements.

Governmental Funds

As of June 30, 2020, the Corporation’s governmental funds reported a total fund balance of approximately \$15,002,000.

The governmental funds consist of five major funds. The major funds are the (1) General Fund, (2) HOME Investment Partnership Program, (3) Housing Trust Fund Program, (4) General Obligation Bond Fund, and (5) Tax Credit Assistance Program.

- The General Fund accounts for the State’s general fund revenues appropriated by the State Legislature to the Corporation and transfers for subsequent use by the Corporation’s other funds. The fund had a fund balance of approximately \$309,000 as of June 30, 2020.
- The HOME Investment Partnership Program was established for the purpose of enhancing the State and local government’s ability to provide affordable housing for low- and very low-income families through funding strategies designed to increase the supply of decent affordable housing by offering financial and technical assistance to participating jurisdictions. The fund had a fund balance of approximately \$546,000 as of June 30, 2020.
- The Housing Trust Fund Program was established for the purpose of enhancing the State and local government’s ability to provide affordable housing for extremely low-income families through funding strategies designed to increase the supply of decent affordable housing by offering financial and technical assistance to participating jurisdictions. The fund had a fund balance of approximately (\$19,000) as of June 30, 2020.
- The General Obligation Bond Fund is used to transfer proceeds from the State’s issuance of general obligation bonds to the Corporation for subsequent use by the Corporation’s other funds. The fund had a fund balance of approximately \$4,304,000 as of June 30, 2020.

State of Hawai‘i
Hawaii Housing Finance and Development Corporation
(A Component Unit of the State of Hawai‘i)
Management’s Discussion and Analysis (Unaudited)
June 30, 2020

- The Tax Credit Assistance Program (“TCAP”) is used to account for all financial activities funded by the related federal grant. Substantially all of the fund’s activities relate to providing funds directly to designated state housing credit agencies for award to affordable rental housing developments that have been allocated low income housing tax credits and are in need of additional gap equity funding. TCAP had a fund balance of approximately \$9,862,000 as of June 30, 2020.

Proprietary Funds

As of June 30, 2020, the Corporation’s proprietary funds reported total net position of approximately \$1,129,497,000.

The proprietary funds consist of four major and four non-major funds. The major funds are the (1) Rental Housing Revolving Fund, (2) Dwelling Unit Revolving Fund, (3) Single Family Mortgage Purchase Revenue Bond Fund, and (4) the Grants in Aid Fund.

- The Rental Housing Revolving Fund provides developers of qualified rental housing projects with loans and/or grants for the development, predevelopment, construction, acquisition, preservation and rehabilitation of rental housing units. The fund recognized a decrease in net position of approximately \$134,357,000 to \$648,492,000 as of June 30, 2020. The decrease in net position was primarily the result of decrease in conveyance tax collections of \$6,000,000, increase in transfers-in of \$75,000,000, and an increase in intergovernmental expense of \$250,000,000.
- The Dwelling Unit Revolving Fund accounts for State funds used for acquiring, developing, selling, leasing and renting residential, commercial and industrial properties, providing mortgage and interim financing, rental income, sales proceeds, and interest earnings from the financing and investment of such funds. The fund recognized an increase in net position of approximately \$76,444,000 to \$403,409,000 as of June 30, 2020. The increase in net position was primarily the result of transfers-in of \$68,020,000.
- The Single Family Mortgage Purchase Revenue Bond Fund accounts for the proceeds from the issuance of bonds used to make below-market interest rate mortgage loans and the repayment, interest and earnings from such loans and investment of such funds. The fund recognized an increase in net position of approximately \$2,051,000 to \$37,446,000 as of June 30, 2020. The increase in net position is primarily due to the change in the fair value of mortgage-backed securities during fiscal year 2020.
- The Grants in Aid Fund accounts for State funds used towards grants relating to housing as approved by the legislature and administered by the Corporation. The Corporation makes payments to the grantees on a reimbursement basis. There was no change in net position, with net position of \$0 for as of June 30, 2020.

State of Hawai‘i
Hawaii Housing Finance and Development Corporation
(A Component Unit of the State of Hawai‘i)
Management’s Discussion and Analysis (Unaudited)
June 30, 2020

Capital Assets and Debt Administration

Capital Assets

As of June 30, 2020, the Corporation’s capital assets amounted to approximately \$96,355,000 (net of accumulated depreciation of approximately \$38,892,000), an increase of approximately \$32,337,000 primarily due to acquisition of the leased-fee interests of two properties.

Corporation’s Capital Assets
June 30, 2020 and 2019
(in thousands of dollars)

	Governmental Activities		Business-Type Activities		Total		Percent Change
	2020	2019	2020	2019	2020	2019	
Land	\$ -	\$ -	\$ 82,564	\$ 49,895	\$ 82,564	\$ 49,895	65.5 %
Buildings and improvements	-	-	51,900	51,900	51,900	51,900	0.0 %
Equipment	148	166	635	635	783	801	-2.2 %
Total	148	166	135,099	102,430	135,247	102,596	31.8 %
Accumulated depreciation	(148)	(166)	(38,744)	(38,412)	(38,892)	(38,578)	0.8 %
Total capital assets, net	\$ -	\$ -	\$ 96,355	\$ 64,018	\$ 96,355	\$ 64,018	50.5 %

Debt Administration

Through June 30, 2020, approximately \$3.16 billion of revenue bonds have been issued under various revolving bond funds of the Corporation and its predecessor entities, of which approximately \$932,231,000 represents conduit debt. The revenue bonds are payable solely from the revenues and other monies and assets of the revenue bond funds and other assets of the Corporation pledged under the various bond indentures.

Under the Single Family Mortgage Purchase Revenue Bond Fund, revenue bonds payable decreased by approximately \$4,265,000, net of premiums, to approximately \$16,381,000 as of June 30, 2020 due to scheduled and early redemptions.

As of June 30, 2020, the bond ratings of the Single Family Mortgage Purchase revenue bonds were AA+, Aaa, and AAA for Standard & Poor’s Rating Services, Moody’s Investor Service, and Fitch Ratings.

During the fiscal year ended June 30, 2019, the Corporation adopted GASB Statement No. 91, *Conduit Debt Obligations*, and therefore derecognized all conduit bonds payable under the Multifamily Housing Revenue Bond Fund. As of June 30, 2020, conduit debt obligations outstanding amounted to approximately \$437,000,000.

Requests for Information

This report is designed to provide an overview of the Corporation’s finances. Questions concerning any of the information found in this report or requests for additional information should be directed to the Chief Financial Officer, Hawaii Housing Finance and Development Corporation, 677 Queen Street, Suite 300, Honolulu, Hawai‘i 96813.

State of Hawai‘i
Hawaii Housing Finance and Development Corporation
(A Component Unit of the State of Hawai‘i)
Statement of Net Position
June 30, 2020

	Governmental Activities	Business-Type Activities	Total
Assets and Deferred Outflows of Resources			
Current assets			
Equity in cash and cash equivalents and investments in State Treasury	\$ -	\$ 628,530,471	\$ 628,530,471
Cash in banks	591	6,061,377	6,061,968
Receivables			
Mortgage loans	-	471,921	471,921
Notes and loans	-	35,113	35,113
Accrued interest	-	37,438,712	37,438,712
Tenant receivables, less allowance for doubtful accounts of \$2,970,514	-	259,230	259,230
Other receivables, less allowance for doubtful accounts of \$135,591	8,527	2,554,293	2,562,820
Total receivables	8,527	40,759,269	40,767,796
Cash held by third parties	546,074	560,061	1,106,135
Due from State	4,613,174	-	4,613,174
Internal balances	(28,532)	28,532	-
Prepaid expenses and other assets	-	128,226	128,226
Deposits held in trust	-	536,303	536,303
Total current assets	5,139,834	676,604,239	681,744,073
Restricted assets held by trustee under revenue bond program			
Cash and cash equivalents	-	14,888,678	14,888,678
Investments	-	40,024,792	40,024,792
	-	54,913,470	54,913,470
Inventories – development in progress and dwelling units	-	35,956,120	35,956,120
Restricted deposits held in escrow	-	1,010,162	1,010,162
Mortgage loans, net of allowance for loan losses of \$435,695	-	517,015,388	517,015,388
Notes and loans	9,861,610	96,570,361	106,431,971
Capital assets, net	-	96,355,063	96,355,063
Total assets	15,001,444	1,478,424,803	1,493,426,247
Deferred outflows of resources			
Deferred outflows on net pension liability	-	1,834,594	1,834,594
Deferred outflows on net OPEB liability	-	1,174,202	1,174,202
Total deferred outflows of resources	-	3,008,796	3,008,796
Total assets and deferred outflows of resources	\$ 15,001,444	\$ 1,481,433,599	\$ 1,496,435,043

The accompanying notes are an integral part of these financial statements.

State of Hawai‘i
Hawaii Housing Finance and Development Corporation
(A Component Unit of the State of Hawai‘i)
Statement of Net Position
June 30, 2020

	Governmental Activities	Business-Type Activities	Total
Liabilities, Deferred Inflows of Resources, and Net Position			
Current liabilities			
Accounts payable	\$ -	\$ 271,040	\$ 271,040
Accrued expenses			
Interest	-	162,073	162,073
Other	-	1,218,494	1,218,494
Due to other State departments	-	248,729,273	248,729,273
Security deposits	-	3,345,602	3,345,602
Note payable	-	14,433	14,433
Unearned income	-	384,615	384,615
Revenue bonds payable, net	-	1,645,000	1,645,000
Total current liabilities	-	255,770,530	255,770,530
Noncurrent liabilities			
Note payable	-	85,923	85,923
Revenue bonds payable, net	-	14,735,906	14,735,906
Estimated future costs of development	-	36,737,577	36,737,577
Unearned income	-	21,140,326	21,140,326
Unrealized gain on sale of units and land	-	1,755,882	1,755,882
Net OPEB liability	-	10,329,593	10,329,593
Net pension liability	-	10,781,385	10,781,385
Total liabilities	-	351,337,122	351,337,122
Deferred inflows of resources			
Deferred inflows on net pension liability	-	442,244	442,244
Deferred inflows on net OPEB liability	-	157,656	157,656
Total deferred inflows of resources	-	599,900	599,900
Commitments and contingencies			
Net position			
Net investment in capital assets	-	96,254,707	96,254,707
Restricted by legislation and contractual agreements	10,407,684	87,192,804	97,600,488
Unrestricted	4,593,760	946,049,066	950,642,826
Total net position	15,001,444	1,129,496,577	1,144,498,021
Total liabilities, deferred inflows of resources, and net position	\$ 15,001,444	\$ 1,481,433,599	\$ 1,496,435,043

The accompanying notes are an integral part of these financial statements.

State of Hawai'i
Hawaii Housing Finance and Development Corporation
(A Component Unit of the State of Hawai'i)
Statement of Activities
Year Ended June 30, 2020

		Program Revenues		Net (Expense) Revenue and Changes in Net Position		
		Charges for	Operating	Governmental	Business-Type	Total
	Expenses	Services	Grants and Contributions	Activities	Activities	
Functions/Programs						
Governmental activities						
Low-income housing service and assistance programs	\$ 5,644,950	\$ -	\$ 4,679,044	\$ (965,906)	\$ -	\$ (965,906)
Total governmental activities	5,644,950	-	4,679,044	(965,906)	-	(965,906)
Business-type activities						
Rental assistance program	1,888,256	108,188	477,706	-	(1,302,362)	(1,302,362)
Housing development program	10,645,569	9,235,325	5,333,939	-	3,923,695	3,923,695
Multifamily mortgage loan program	1,588,782	35,940,075	6,160,762	-	40,512,055	40,512,055
Single family mortgage loan program	937,377	1,575,837	1,412,924	-	2,051,384	2,051,384
Intergovernmental	250,000,000	-	2,500,000	-	(247,500,000)	(247,500,000)
Others	2,310,865	1,571,038	154,921	-	(584,906)	(584,906)
Total business-type activities	267,370,849	48,430,463	16,040,252	-	(202,900,134)	(202,900,134)
Total	\$ 273,015,799	\$ 48,430,463	\$ 20,719,296	(965,906)	(202,900,134)	(203,866,040)
General revenues and transfers						
State allotted appropriations, net of lapses of \$10,000				117,125,000	2,000,000	119,125,000
Net transfers				(143,998,109)	143,998,109	-
Total general revenues and transfers				(26,873,109)	145,998,109	119,125,000
Change in net position				(27,839,015)	(56,902,025)	(84,741,040)
Net position						
Beginning of year				42,840,459	1,186,398,602	1,229,239,061
End of year				\$ 15,001,444	\$ 1,129,496,577	\$ 1,144,498,021

The accompanying notes are an integral part of these financial statements.

State of Hawai‘i
Hawaii Housing Finance and Development Corporation
(A Component Unit of the State of Hawai‘i)
Governmental Funds
Balance Sheet
June 30, 2020

	General Fund	General Obligation Bond Fund	HOME Investment Partnership Program	Housing Trust Fund Program	Tax Credit Assistance Program	Total Governmental Funds
Assets						
Cash in banks	\$ -	\$ -	\$ 91	\$ 500	\$ -	\$ 591
Receivables						
Other receivables	-	-	2,404	6,123	-	8,527
Total receivables	-	-	2,404	6,123	-	8,527
Cash held by third parties	-	-	546,074	-	-	546,074
Notes and loans receivable	-	-	-	-	9,861,610	9,861,610
Due from State	309,000	4,304,174	-	-	-	4,613,174
Total assets	<u>\$ 309,000</u>	<u>\$ 4,304,174</u>	<u>\$ 548,569</u>	<u>\$ 6,623</u>	<u>\$ 9,861,610</u>	<u>\$ 15,029,976</u>
Liabilities and Fund Balances						
Liabilities						
Due to other funds	\$ -	\$ -	\$ 2,495	\$ 26,037	\$ -	\$ 28,532
Total liabilities	-	-	2,495	26,037	-	28,532
Fund balances						
Restricted	-	-	546,074	-	9,861,610	10,407,684
Committed	309,000	4,304,174	-	-	-	4,613,174
Unassigned	-	-	-	(19,414)	-	(19,414)
Total fund balances	<u>309,000</u>	<u>4,304,174</u>	<u>546,074</u>	<u>(19,414)</u>	<u>9,861,610</u>	<u>15,001,444</u>
Total liabilities and fund balances	<u>\$ 309,000</u>	<u>\$ 4,304,174</u>	<u>\$ 548,569</u>	<u>\$ 6,623</u>	<u>\$ 9,861,610</u>	<u>\$ 15,029,976</u>

The accompanying notes are an integral part of these financial statements.

State of Hawai‘i
Hawaii Housing Finance and Development Corporation
(A Component Unit of the State of Hawai‘i)
Governmental Funds
Reconciliation of the Governmental Funds Balance Sheet
to the Statement of Net Position
June 30, 2020

Total fund balances – governmental funds \$ 15,001,444

Amounts reported for governmental activities in
the statement of net position are different because

Capital assets used in governmental activities are not current
financial resources and therefore not reported in the funds.

These assets consist of the following

Equipment	\$ 148,330
Accumulated depreciation	<u>(148,330)</u>

Capital assets, net	-
---------------------	---

Net position of governmental activities	<u>\$ 15,001,444</u>
---	----------------------

The accompanying notes are an integral part of these financial statements.

State of Hawai‘i
Hawaii Housing Finance and Development Corporation
(A Component Unit of the State of Hawai‘i)
Governmental Funds
Statement of Revenues, Expenditures, and Change in Fund Balances
Year Ended June 30, 2020

	General Fund	General Obligation Bond Fund	HOME Investment Partnership Program	Housing Trust Fund Program	Tax Credit Assistance Program	Total Governmental Funds
Revenues						
State allotted appropriations	\$ 135,000	\$ 117,000,000	\$ -	\$ -	\$ -	\$ 117,135,000
Intergovernmental revenue	-	-	2,942,069	1,736,975	-	4,679,044
Total revenue	<u>135,000</u>	<u>117,000,000</u>	<u>2,942,069</u>	<u>1,736,975</u>	<u>-</u>	<u>121,814,044</u>
Expenditures						
Programs	-	-	3,746,110	1,507,052	-	5,253,162
Personnel services	-	-	109,438	159,052	-	268,490
Administration	-	-	38,262	48,769	-	87,031
Professional services	-	-	7,476	28,791	-	36,267
Total expenditures	<u>-</u>	<u>-</u>	<u>3,901,286</u>	<u>1,743,664</u>	<u>-</u>	<u>5,644,950</u>
Excess (deficiency) of revenues over (under) expenditures	<u>135,000</u>	<u>117,000,000</u>	<u>(959,217)</u>	<u>(6,689)</u>	<u>-</u>	<u>116,169,094</u>
Other financing uses						
Net transfers	<u>(316,000)</u>	<u>(143,682,109)</u>	<u>-</u>	<u>-</u>	<u>-</u>	<u>(143,998,109)</u>
Deficiency of revenues under expenditures and other financing uses	<u>(181,000)</u>	<u>(26,682,109)</u>	<u>(959,217)</u>	<u>(6,689)</u>	<u>-</u>	<u>(27,829,015)</u>
Lapsed appropriations	<u>(10,000)</u>	<u>-</u>	<u>-</u>	<u>-</u>	<u>-</u>	<u>(10,000)</u>
Net change in fund balances	<u>(191,000)</u>	<u>(26,682,109)</u>	<u>(959,217)</u>	<u>(6,689)</u>	<u>-</u>	<u>(27,839,015)</u>
Fund balances						
Beginning of year	<u>500,000</u>	<u>30,986,283</u>	<u>1,505,291</u>	<u>(12,725)</u>	<u>9,861,610</u>	<u>42,840,459</u>
End of year	<u>\$ 309,000</u>	<u>\$ 4,304,174</u>	<u>\$ 546,074</u>	<u>\$ (19,414)</u>	<u>\$ 9,861,610</u>	<u>\$ 15,001,444</u>

The accompanying notes are an integral part of these financial statements.

State of Hawai‘i
Hawaii Housing Finance and Development Corporation
(A Component Unit of the State of Hawai‘i)
Governmental Funds
Reconciliation of the Governmental Funds Statement of Revenues,
Expenditures, and Change in Fund Balances to the Statement of Activities
Year Ended June 30, 2020

Net change in fund balances – total governmental funds		\$ (27,839,015)
Amounts reported for governmental activities in the statement of activities are different because		
Governmental funds report capital outlays as expenditures.		
In the statement of activities, the cost of those assets is allocated over their estimated useful lives and reported as depreciation expense. This is the amount by which depreciation expense exceeded capital outlays during the year.		
Depreciation expense	\$ -	-
		<u>-</u>
Change in net position – governmental activities		<u>\$ (27,839,015)</u>

The accompanying notes are an integral part of these financial statements.

State of Hawai'i
Hawaii Housing Finance and Development Corporation
(A Component Unit of the State of Hawai'i)
Proprietary Funds
Statement of Net Position
June 30, 2020

	Rental Housing Revolving Fund	Dwelling Unit Revolving Fund	Single Family Mortgage Purchase Revenue Bond Fund	Grants in Aid Fund	Other Enterprise Funds	Total Enterprise Funds
Assets and Deferred Outflows of Resources						
Current assets						
Equity in cash and cash equivalents and investments in State Treasury	\$ 395,115,681	\$ 194,025,882	\$ -	\$ -	\$ 39,388,908	\$ 628,530,471
Cash in banks	-	6,051,377	-	-	10,000	6,061,377
Receivables						
Mortgage loans	444,546	-	27,375	-	-	471,921
Notes and loans	-	35,113	-	-	-	35,113
Accrued interest	15,190,744	21,263,733	110,404	-	873,831	37,438,712
Tenant receivables, less allowance for doubtful accounts of \$2,970,514	-	259,230	-	-	-	259,230
Other receivables, less allowance for doubtful accounts of \$135,591	-	2,358,775	-	-	195,518	2,554,293
Total receivables	15,635,290	23,916,851	137,779	-	1,069,349	40,759,269
Cash held by third parties	-	560,061	-	-	-	560,061
Due from other funds	-	1,027,055	-	-	3,987,232	5,014,287
Due from other State departments	-	1,283,323	-	-	-	1,283,323
Prepaid expenses and other assets	-	-	2,685	-	125,541	128,226
Deposits held in trust	-	536,303	-	-	-	536,303
Total current assets	410,750,971	227,400,852	140,464	-	44,581,030	682,873,317
Restricted assets held by trustee under revenue bond program						
Cash and cash equivalents	-	-	14,888,678	-	-	14,888,678
Investments	-	-	40,024,792	-	-	40,024,792
	-	-	54,913,470	-	-	54,913,470
Due from other State departments	-	-	-	-	-	-
Inventories – development in progress and dwelling units	-	35,956,120	-	-	-	35,956,120
Restricted deposits held in escrow	-	1,010,162	-	-	-	1,010,162
Mortgage loans, net of allowance for loan losses of \$435,695	488,958,163	20,911,339	13,236	-	7,132,650	517,015,388
Notes and loans	-	96,570,361	-	-	-	96,570,361
Capital assets, net	-	96,347,003	-	-	8,060	96,355,063
Total assets	899,709,134	478,195,837	55,067,170	-	51,721,740	1,484,693,881
Deferred outflows of resources						
Deferred outflows on net pension liability	125,089	1,177,645	106,166	-	425,694	1,834,594
Deferred outflows on net OPEB liability	96,954	732,307	51,989	-	292,952	1,174,202
Total deferred outflows of resources	222,043	1,909,952	158,155	-	718,646	3,008,796
Total assets and deferred outflows of resources	\$ 899,931,177	\$ 480,105,789	\$ 55,225,325	\$ -	\$ 52,440,386	\$ 1,487,702,677

The accompanying notes are an integral part of these financial statements.

State of Hawai‘i
Hawaii Housing Finance and Development Corporation
(A Component Unit of the State of Hawai‘i)
Proprietary Funds
Statement of Net Position
June 30, 2020

	Rental Housing Revolving Fund	Dwelling Unit Revolving Fund	Single Family Mortgage Purchase Revenue Bond Fund	Grants in Aid Fund	Other Enterprise Funds	Total Enterprise Funds
Liabilities, Deferred Inflows of Resources, and Net Position						
Current liabilities						
Accounts payable	\$ -	\$ 221,765	\$ 8,250	\$ -	\$ 41,025	\$ 271,040
Accrued expenses						
Interest	-	-	162,073	-	-	162,073
Other	125,764	729,740	94,205	-	268,785	1,218,494
Due to other funds	10,263	746,853	3,931	-	4,224,708	4,985,755
Due to other State departments	250,000,000	2,596	-	-	10,000	250,012,596
Security deposits	-	749,753	-	-	2,595,849	3,345,602
Note payable	-	14,433	-	-	-	14,433
Unearned income	-	384,615	-	-	-	384,615
Revenue bonds payable	-	-	1,645,000	-	-	1,645,000
Total current liabilities	250,136,027	2,849,755	1,913,459	-	7,140,367	262,039,608
Noncurrent liabilities						
Note payable	-	85,923	-	-	-	85,923
Revenue bonds payable	-	-	14,735,906	-	-	14,735,906
Estimated future costs of development	-	36,737,577	-	-	-	36,737,577
Unearned income	-	21,140,326	-	-	-	21,140,326
Unrealized gain on sale of units and land	-	1,755,882	-	-	-	1,755,882
Net OPEB liability	624,312	6,714,167	529,252	-	2,461,862	10,329,593
Net pension liability	664,362	6,996,121	542,511	-	2,578,391	10,781,385
Total liabilities	251,424,701	76,279,751	17,221,128	-	12,180,620	357,606,200
Deferred inflows of resources						
Deferred inflows on net pension liability	6,216	311,725	49,925	-	74,378	442,244
Deferred inflows on net OPEB liability	7,761	105,507	7,945	-	36,443	157,656
Total deferred inflows of resources	13,977	417,232	57,870	-	110,821	599,900
Commitments and contingencies						
Net position						
Net investment in capital assets	-	96,246,647	-	-	8,060	96,254,707
Restricted by legislation and contractual agreements	-	1,010,162	54,913,470	-	31,269,172	87,192,804
Unrestricted	648,492,499	306,151,997	(17,467,143)	-	8,871,713	946,049,066
Total net position	648,492,499	403,408,806	37,446,327	-	40,148,945	1,129,496,577
Total liabilities, deferred inflows of resources, and net position	\$ 899,931,177	\$ 480,105,789	\$ 55,225,325	\$ -	\$ 52,440,386	\$ 1,487,702,677

The accompanying notes are an integral part of these financial statements.

State of Hawai'i
Hawaii Housing Finance and Development Corporation
(A Component Unit of the State of Hawai'i)
Proprietary Funds
Statement of Revenues, Expenses, and Change in Net Position
Year Ended June 30, 2020

	Rental Housing Revolving Fund	Dwelling Unit Revolving Fund	Single Family Mortgage Purchase Revenue Bond Fund	Grants in Aid Fund	Other Enterprise Funds	Total Enterprise Funds
Operating revenues						
Conveyance tax	\$ 31,970,286	\$ -	\$ -	\$ -	\$ -	\$ 31,970,286
Rental	-	7,235,593	-	-	-	7,235,593
Interest on mortgages, notes, loans and mortgage-backed securities	3,107,731	2,714,856	1,575,837	-	121,365	7,519,789
Sale of land and units, net	-	330,980	-	-	-	330,980
Other	207,089	1,668,752	-	-	2,212,830	4,088,671
Total operating revenues	35,285,106	11,950,181	1,575,837	-	2,334,195	51,145,319
Operating expenses						
Programs	-	5,702,452	-	978,275	-	6,680,727
Interest expense	-	-	507,532	-	-	507,532
Personnel services	665,707	4,462,712	318,262	-	1,724,192	7,170,873
Depreciation	-	332,001	-	-	-	332,001
Administration	94,428	416,646	57,234	-	254,622	822,930
Housing assistance payments	-	-	-	-	1,609,440	1,609,440
Professional services	41,599	361,379	43,574	-	158,107	604,659
Capital expenses	617	57,433	738	-	1,178	59,966
Insurance	166	11,244	59	-	378	11,847
Provision for (recovery of) losses	-	(723,015)	-	-	256,722	(466,293)
Other	-	24,717	9,978	-	2,262	36,957
Total operating expenses	802,517	10,645,569	937,377	978,275	4,006,901	17,370,639
Operating income (loss) carried forward	34,482,589	1,304,612	638,460	(978,275)	(1,672,706)	33,774,680

The accompanying notes are an integral part of these financial statements.

State of Hawai'i
Hawaii Housing Finance and Development Corporation
(A Component Unit of the State of Hawai'i)
Proprietary Funds
Statement of Revenues, Expenses, and Change in Net Position
Year Ended June 30, 2020

	Rental Housing Revolving Fund	Dwelling Unit Revolving Fund	Single Family Mortgage Purchase Revenue Bond Fund	Grants in Aid Fund	Other Enterprise Funds	Total Enterprise Funds
Operating income (loss) brought forward	34,482,589	1,304,612	638,460	(978,275)	(1,672,706)	33,774,680
Nonoperating revenues (expenses)						
Interest income	6,160,762	2,619,083	-	-	638,204	9,418,049
Net increase in fair value of mortgage-backed securities	-	-	1,412,924	-	-	1,412,924
Net decrease in fair value of other investments	-	-	-	-	(5,577)	(5,577)
Intergovernmental revenue (expense)	(250,000,000)	4,500,000	-	-	-	(245,500,000)
Other expenses	-	-	-	-	(210)	(210)
Total nonoperating revenues	<u>(243,839,238)</u>	<u>7,119,083</u>	<u>1,412,924</u>	<u>-</u>	<u>632,417</u>	<u>(234,674,814)</u>
Income (loss) before transfers	(209,356,649)	8,423,695	2,051,384	(978,275)	(1,040,289)	(200,900,134)
Net transfers	<u>75,000,000</u>	<u>68,019,834</u>	<u>-</u>	<u>978,275</u>	<u>-</u>	<u>143,998,109</u>
Change in net position	(134,356,649)	76,443,529	2,051,384	-	(1,040,289)	(56,902,025)
Net position						
Beginning of year	<u>782,849,148</u>	<u>326,965,277</u>	<u>35,394,943</u>	<u>-</u>	<u>41,189,234</u>	<u>1,186,398,602</u>
End of year	<u>\$ 648,492,499</u>	<u>\$ 403,408,806</u>	<u>\$ 37,446,327</u>	<u>\$ -</u>	<u>\$ 40,148,945</u>	<u>\$ 1,129,496,577</u>

The accompanying notes are an integral part of these financial statements.

State of Hawai'i
Hawaii Housing Finance and Development Corporation
(A Component Unit of the State of Hawai'i)
Proprietary Funds
Statement of Cash Flows
Year Ended June 30, 2020

	Rental Housing Revolving Fund	Dwelling Unit Revolving Fund	Single Family Mortgage Purchase Revenue Bond Fund	Grants in Aid Fund	Other Enterprise Funds	Total Enterprise Funds
Cash flows from operating activities						
Cash received from tenants	\$ -	\$ 6,656,767	\$ -	\$ -	\$ 581,980	\$ 7,238,747
Cash received from borrowers						
Principal repayments	149,350,182	3,186,751	52,539	-	25,020	152,614,492
Interest income	15,039,333	3,210,823	1,596,359	-	107,852	19,954,367
Cash received from sale of land	-	2,735,519	-	-	-	2,735,519
Cash received from conveyance taxes	31,970,286	-	-	-	-	31,970,286
Cash received for payments on mortgage-backed securities, net	-	-	6,835,707	-	-	6,835,707
Cash payments for issuance of loans receivable	(238,017,926)	(5,033,067)	-	-	-	(243,050,993)
Interest payments	-	-	(552,838)	-	-	(552,838)
Payments to employees	(550,986)	(4,067,988)	(287,885)	-	(1,506,360)	(6,413,219)
Payments to suppliers	(136,811)	(11,173,114)	(129,178)	(978,275)	(2,279,445)	(14,696,823)
Cash receipts from (payments to) other funds	-	1,231,664	(161,997)	-	497,807	1,567,474
Other cash receipts	207,089	(79,473)	-	-	2,158,079	2,285,695
Net cash provided by (used in) operating activities	<u>(42,138,833)</u>	<u>(3,332,118)</u>	<u>7,352,707</u>	<u>(978,275)</u>	<u>(415,067)</u>	<u>(39,511,586)</u>
Cash flows from noncapital financing activities						
Principal paid on revenue bond maturities and redemptions	-	-	(4,264,901)	-	-	(4,264,901)
Intergovernmental financing	-	4,500,000	-	-	-	4,500,000
Transfers in	75,000,000	68,019,834	-	978,275	-	143,998,109
Net cash provided by (used in) noncapital financing activities	<u>75,000,000</u>	<u>72,519,834</u>	<u>(4,264,901)</u>	<u>978,275</u>	<u>-</u>	<u>144,233,208</u>
Cash flows from capital and related financing activities						
Purchases of capital assets	-	(32,677,505)	-	-	-	(32,677,505)
Sales of capital assets	-	-	-	-	3,720	3,720
Net cash provided by (used in) capital and related financing activities	<u>-</u>	<u>(32,677,505)</u>	<u>-</u>	<u>-</u>	<u>3,720</u>	<u>(32,673,785)</u>
Subtotal carried forward	<u>32,861,167</u>	<u>36,510,211</u>	<u>3,087,806</u>	<u>-</u>	<u>(411,347)</u>	<u>72,047,837</u>

The accompanying notes are an integral part of these financial statements.

State of Hawai‘i
Hawaii Housing Finance and Development Corporation
(A Component Unit of the State of Hawai‘i)
Proprietary Funds
Statement of Cash Flows
Year Ended June 30, 2020

	Rental Housing Revolving Fund	Dwelling Unit Revolving Fund	Single Family Mortgage Purchase Revenue Bond Fund	Grants in Aid Fund	Other Enterprise Funds	Total Enterprise Funds
Subtotal brought forward	32,861,167	36,510,211	3,087,806	-	(411,347)	72,047,837
Cash flows from investing activities						
Proceeds from maturities of investments	-	-	-	-	845,000	845,000
Interest received	(652,551)	4,849,500	-	-	928,525	5,125,474
Net cash provided by (used in) investing activities	(652,551)	4,849,500	-	-	1,773,525	5,970,474
Net increase in cash and cash equivalents	32,208,616	41,359,711	3,087,806	-	1,362,178	78,018,311
Cash and cash equivalents						
Beginning of year	362,907,065	160,824,074	11,800,872	-	38,036,730	573,568,741
End of year	<u>\$ 395,115,681</u>	<u>\$ 202,183,785</u>	<u>\$ 14,888,678</u>	<u>\$ -</u>	<u>\$ 39,398,908</u>	<u>\$ 651,587,052</u>
Components of cash and cash equivalents						
Equity in cash and cash equivalents and investments in State Treasury	\$ 395,115,681	\$ 194,025,882	\$ -	\$ -	\$ 39,388,908	\$ 628,530,471
Cash in banks	-	6,051,377	-	-	10,000	6,061,377
Cash held by third parties	-	560,061	-	-	-	560,061
Restricted cash and cash equivalents held by trustee	-	-	14,888,678	-	-	14,888,678
Deposits held in trust	-	536,303	-	-	-	536,303
Restricted deposits held in escrow	-	1,010,162	-	-	-	1,010,162
Cash and cash equivalents	<u>\$ 395,115,681</u>	<u>\$ 202,183,785</u>	<u>\$ 14,888,678</u>	<u>\$ -</u>	<u>\$ 39,398,908</u>	<u>\$ 651,587,052</u>

The accompanying notes are an integral part of these financial statements.

State of Hawai'i
Hawaii Housing Finance and Development Corporation
(A Component Unit of the State of Hawai'i)
Proprietary Funds
Statement of Cash Flows
Year Ended June 30, 2020

	Rental Housing Revolving Fund	Dwelling Unit Revolving Fund	Single Family Mortgage Purchase Revenue Bond Fund	Grants in Aid Fund	Other Enterprise Funds	Total Enterprise Funds
Cash flows from operating activities						
Reconciliation of operating income (loss) to net cash provided by (used in) operating activities						
Operating income (loss)	\$ 34,482,589	\$ 1,304,612	\$ 638,460	\$ (978,275)	\$ (1,672,706)	\$ 33,774,680
Adjustments to reconcile operating income (loss) to net cash provided by (used in) operating activities						
Depreciation	-	332,001	-	-	-	332,001
Provision for (recovery of) losses	-	(723,015)	-	-	256,722	(466,293)
Rent subsidies applied to note payable	-	(15,358)	-	-	-	(15,358)
Interest expense settled through reduction of rental subsidies	-	1,072	-	-	-	1,072
Net pension expense	69,587	505,707	35,730	-	204,763	815,787
Net OPEB benefit	(10,423)	(75,765)	(5,353)	-	(30,678)	(122,219)
Changes in assets and liabilities						
Mortgage loans receivable	(88,667,744)	54,903	52,539	-	25,020	(88,535,282)
Notes and loans receivable	-	845,472	-	-	-	845,472
Accrued interest receivable	11,931,602	(2,211,139)	20,522	-	(13,513)	9,727,472
Tenant receivables	-	(149,562)	-	-	-	(149,562)
Other receivables	-	(290,390)	-	-	(52,689)	(343,079)
Due to (from) other funds	(1)	(347,175)	(161,997)	-	497,807	(11,366)
Due to other State departments	-	1,578,839	-	-	-	1,578,839
Inventories – development in progress and dwelling units	-	(2,084,521)	-	-	-	(2,084,521)
Prepaid expenses and other assets	-	-	-	-	(109,553)	(109,553)
Investments	-	-	6,835,707	-	-	6,835,707
Accounts payable	-	(150,576)	-	-	(145,967)	(296,543)
Accrued interest payable	-	-	(45,306)	-	-	(45,306)
Other accrued expenses	55,557	(35,218)	(17,595)	-	43,747	46,491
Security deposits	-	(18,836)	-	-	581,980	563,144
Unearned income	-	(316,018)	-	-	-	(316,018)
Unrealized gain on sale of units and land	-	(20,376)	-	-	-	(20,376)
Proceeds from sale of land	-	4,915	-	-	-	4,915
Estimated future costs of development	-	(1,521,690)	-	-	-	(1,521,690)
Net cash provided by (used in) operating activities	<u>\$ (42,138,833)</u>	<u>\$ (3,332,118)</u>	<u>\$ 7,352,707</u>	<u>\$ (978,275)</u>	<u>\$ (415,067)</u>	<u>\$ (39,511,586)</u>
Supplemental information						
Noncash capital and related financing activities						
Principal payments on note payable settled through reduction of rental subsidies	\$ -	\$ 14,286	\$ -	\$ -	\$ -	\$ 14,286

The accompanying notes are an integral part of these financial statements.

State of Hawai‘i
Hawaii Housing Finance and Development Corporation
(A Component Unit of the State of Hawai‘i)
Notes to Financial Statements
June 30, 2020

1. Organization and Summary of Significant Accounting Policies

Financial Reporting Entity

Chapter 201E, Hawaii Revised Statutes and Act 337, Session Laws of Hawaii (“SLH”) 1987, created the Housing Finance and Development Corporation (“HFDC”). The HFDC was created to perform housing finance, housing development, and residential leasehold functions. The Hawaii Housing Authority, State of Hawai‘i (“Authority”) was organized pursuant to the provisions of Chapter 356, Hawaii Revised Statutes. The Authority was created to provide safe and sanitary dwelling accommodations for low and moderate-income residents of Hawai‘i.

In accordance with Act 350, SLH 1997, effective July 1, 1998, the functions and employees of HFDC, as well as those of the Authority and the Rental Housing Trust Fund Commission, were transferred to the newly created Housing and Community Development Corporation of Hawaii (“HCDCH”). The purpose of Act 350, SLH 1997, was to consolidate all state housing functions previously administered by the Authority, HFDC and the Rental Housing Trust Fund Commission. HCDCH was a public body, both corporate and politic, and was for administrative purposes considered to be a part of the State Department of Business, Economic Development and Tourism. In accordance with Act 92, SLH 2003, effective July 1, 2003, the functions and employees of HCDCH were transferred to the State Department of Human Services for administrative purposes.

In accordance with Act 196, SLH 2005, as amended by Act 180, SLH 2006, HCDCH was split into two organizations to more effectively concentrate on the development of affordable housing. Effective July 1, 2006, HCDCH was bifurcated into (1) the Hawaii Public Housing Authority (“HPHA”) and (2) the Hawaii Housing Finance and Development Corporation (the “Corporation”).

For financial reporting purposes, the Corporation includes all funds that are controlled by or dependent on the Corporation’s Board of Directors. Control by or dependence on the Corporation was determined on the basis of statutory authority and monies flowing through the Corporation to each fund.

The financial statements of the Corporation include only the governmental activities, business-type activities, each major fund, and the aggregate remaining fund information of the Corporation, and are not intended to present fairly the financial position of the State of Hawai‘i (the “State”) as of June 30, 2020, and the changes in its financial position and its cash flows for the year then ended in conformity with accounting principles generally accepted in the United States of America. The State Comptroller maintains the central accounts for all State funds and publishes financial statements for the State annually, which include the Corporation’s financial activities.

Government-Wide and Fund Financial Statements

The government-wide financial statements, the statement of net position, and the statement of activities report information on the activities of the Corporation. Governmental activities, which normally are supported by State allotments and intergovernmental revenues, are reported separately from business-type activities, which rely to a significant extent on fees and charges for support.

State of Hawai‘i
Hawaii Housing Finance and Development Corporation
(A Component Unit of the State of Hawai‘i)
Notes to Financial Statements
June 30, 2020

The statement of activities demonstrates the degree to which the direct expenses of a given function are offset by program revenues. Direct expenses are those that are clearly identifiable with a specific function. Program revenues include charges to customers who purchase, use or directly benefit from goods or services provided by a given function. Program revenues also include grants and contributions that are restricted to meeting the operational or capital requirements of a particular function. State allotments and other items not included among program revenues are reported instead as general revenues. Resources that are dedicated internally are reported as general revenues rather than program revenues. The Corporation employs an indirect cost allocation system. The Corporation provides certain administrative services to its various funds. The cost of these services is allocated to the funds based on estimates of benefits provided to the funds.

Net position is restricted when constraints placed on it are either externally imposed or imposed by constitutional provisions or enabling legislation. Internally imposed designations of resources are not presented as restrictions of net position. When both restricted and unrestricted resources are available for use, generally it is the Corporation's policy to use restricted resources first, then unrestricted resources as they are needed. Additionally, the Corporation would first use restricted, committed, then assigned, and lastly, unassigned amounts of unrestricted fund balance when expenditures are made.

The fund financial statements are provided for governmental and proprietary funds. Major individual governmental funds and major individual enterprise funds are reported as separate columns in the fund financial statements. Non-major funds are summarized into a single column.

Measurement Focus and Basis of Accounting

Government-Wide Financial Statements

The government-wide financial statements are reported using the economic resources measurement focus and the accrual basis of accounting. Revenues are recorded when earned and expenses are recorded when a liability is incurred, regardless of the timing of the related cash flows. Grants and similar items are recognized as revenue as soon as all eligibility requirements imposed by the provider have been met.

Governmental Fund Financial Statements

Governmental fund financial statements are reported using the current financial resources measurement focus and the modified accrual basis of accounting. Revenues are recognized as soon as they are both measurable and available. Revenues are considered to be available when they are collectible within the current period or soon enough thereafter to pay liabilities for the current period. For this purpose, the Corporation considers revenues to be available if they are collected within 60 days of the end of the current fiscal year. In applying the susceptible to accrual concept to intergovernmental revenues, the provider should recognize liabilities and expenses and the recipient should recognize receivables and revenues when applicable requirements, including timing requirements, are met.

Principal revenue sources considered susceptible to accrual include federal grants and interest on investments. Some revenue items that are considered measurable and available to finance operations during the year from an accounting perspective are not available for expenditure due to the State's present appropriation system. These revenues have been accrued in accordance with generally accepted accounting principles ("GAAP") since they have been earned and are

State of Hawai'i
Hawaii Housing Finance and Development Corporation
(A Component Unit of the State of Hawai'i)
Notes to Financial Statements
June 30, 2020

expected to be collected within 60 days of the end of the period. Other revenues are considered to be measurable and available only when cash is received by the Corporation.

Expenditures generally are recorded when a liability is incurred.

Proprietary Funds

The financial statements of proprietary funds are reported using the economic resources measurement focus and the accrual basis of accounting, similar to the government-wide financial statements described above.

Proprietary funds distinguish operating revenues and expenses from nonoperating items. Operating revenues and expenses generally result from providing services or goods in connection with a proprietary fund's principal ongoing operations. Revenues and expenses not meeting this definition are reported as nonoperating revenues and expenses. The principal operating revenues of the Corporation's enterprise funds are conveyance tax revenues, rental income, and interest income earned on mortgages, notes, loans and mortgage-backed securities. Interest income from investments in State Treasury is reported as nonoperating income.

Fund Accounting

The financial activities of the Corporation are recorded in individual funds, each of which is deemed to be a separate accounting entity. The Corporation uses fund accounting to report on its financial position and results of operations. Fund accounting is designed to demonstrate legal compliance and to aid financial management by segregating transactions related to certain government functions or activities. A fund is a separate accounting entity with a self-balancing set of accounts.

Governmental Accounting Standards Board ("GASB") Statement No. 34, *Basic Financial Statements – and Management's Discussion and Analysis – for State and Local Governments*, sets forth minimum criteria for the determination of major funds. The non-major funds are combined in a single column in the fund financial statements and detailed in the combining section.

Governmental Funds

- **General Fund** – The General Fund accounts for all financial resources of the State's general fund revenues appropriated by the State Legislature to the Corporation, except those required to be accounted for in another fund.
- **HOME Investment Partnership Program** – The HOME Investment Partnership Program is used to account for all financial activities that are funded by the related federal grants. Substantially all of the fund's activity relates to providing affordable housing to residents of the State of Hawai'i.
- **Housing Trust Fund Program** – The Housing Trust Fund Program is used to account for all financial activities funded by the related federal grant. Substantially all of the fund's activity is related to providing affordable housing, with primary attention to rental housing for extremely low-income households.

State of Hawai‘i
Hawaii Housing Finance and Development Corporation
(A Component Unit of the State of Hawai‘i)
Notes to Financial Statements
June 30, 2020

- **General Obligation Bond Fund** – The General Obligation Bond Fund is used to account for the transfers of the proceeds of the State’s general obligation bonds allotted to the Corporation for subsequent use by the Corporation’s other funds.
- **Tax Credit Assistance Program** – The Tax Credit Assistance Program (“TCAP”) is used to account for all financial activities funded by the related federal grant. Substantially all of the fund’s activities relate to providing funds directly to designated state housing credit agencies for award to affordable rental housing developments that have been allocated low-income housing tax credits and are in need of additional gap equity funding.

Proprietary Funds

- **Enterprise Funds** – These funds account for those activities for which the intent of management is to recover, primarily through user charges, the cost of providing goods or services to customers, or where sound financial management dictates that periodic determinations of results of operations are appropriate. Enterprise Funds include the Rental Housing Revolving Fund, Dwelling Unit Revolving Fund, revenue bond funds, and other funds. The other funds include the Rental Assistance Revolving Fund, Housing Finance Revolving Fund, Disbursing Fund, and Grants in Aid Fund.

Under the revenue bond funds, proceeds from bond issues are used to make below-market interest rate mortgage loans to persons and families of low to moderate income for the purchase of owner-occupied single-family and condominium dwellings, provide interim construction loans and permanent financing of affordable multifamily rental housing projects.

The Corporation reports the following as major proprietary funds:

- Rental Housing Revolving Fund provides developers of qualified rental housing projects with loans and/or grants for the development, predevelopment, construction, acquisition, preservation and rehabilitation of rental housing units.
- Dwelling Unit Revolving Fund accounts for State funds used for acquiring, developing, selling, leasing and renting residential, commercial and industrial properties, providing mortgage and interim financing, rental income, sales proceeds, and interest earnings from the financing and investment of such funds.
- Single Family Mortgage Purchase Revenue Bond Fund accounts for the proceeds from the issuance of bonds used to make below-market interest rate mortgage loans and the repayment of such loans, and investment income earned.
- Grants in Aid Fund accounts for State funds designated by the Hawaii State Legislature for capital improvement projects or operating funds to support programs of qualified nonprofit and other organizations. The Legislature designates which executive department agency will administer and oversee the expenditures for grants.

State of Hawai‘i
Hawaii Housing Finance and Development Corporation
(A Component Unit of the State of Hawai‘i)
Notes to Financial Statements
June 30, 2020

Equity in Cash and Cash Equivalents and Investments in State Treasury

The State Director of Finance is responsible for the safekeeping of cash and investments in the State Treasury in accordance with State laws. The Director of Finance may invest any monies of the State, which in the Director's judgment, are in excess of the amounts necessary for meeting the immediate requirements of the State. Cash is pooled with funds from other State agencies and departments and deposited into approved financial institutions or in the State Treasury Investment Pool. Funds in the investment pool accrue interest based on the average weighted cash balances of each account.

The State requires that depository banks pledge, as collateral, government securities held in the name of the State for deposits not covered by federal deposit insurance.

GAAP requires disclosures over common deposit and investment risks related to credit risk, interest rate risk, and foreign currency risk. Investments can be categorized by type, maturity and custodian to determine the level of interest rate, credit and custodial risk assumed by the Corporation. However, as these funds are held in the State cash pool, the Corporation does not manage these investments and the types of investments, and related interest rate, credit and custodial risks are not determinable at the Corporation's level. The risk disclosures and fair value leveling table of the State's investment pool are included in the State's Comprehensive Annual Financial Report ("CAFR") which may be obtained from the Department of Accounting and General Services' ("DAGS") website: <https://ags.hawaii.gov/reports/financial-reports>.

Cash and short-term investments held outside of the State Treasury are primarily held in a financial institution outside of the State of Hawai‘i. The Corporation considers all cash and investments with original maturities of three months or less to be cash equivalents.

Cash and cash equivalents for the purpose of the statement of cash flows include all cash and highly liquid investments with original purchased maturities of three months or less. Cash and cash equivalents also include the Corporation's equity in cash and cash equivalents and investments held in the State Treasury.

The State's investments are reported at fair value within the fair value hierarchy established by GAAP. Investments in mutual funds are reported at fair value based on quoted market prices. Investments in U.S. government obligations are reported at fair value based on quoted prices or other observable inputs, including pricing matrices.

Investments

Investments in U.S. government securities with maturities of one year or less when purchased are stated at cost, which approximate fair value. Certificates of deposits are stated at amortized cost. All other investments are reported at fair value as described below.

State of Hawai‘i
Hawaii Housing Finance and Development Corporation
(A Component Unit of the State of Hawai‘i)
Notes to Financial Statements
June 30, 2020

Fair Value Measurements

For financial assets reported at fair value, the Corporation defines fair value as the price that would be received to sell an asset in the principal or most advantageous market in an orderly transaction between market participants. The Corporation measures fair value using assumptions developed based on market data obtained from independent external sources and the reporting entity's own assumptions. The hierarchy is broken down into levels based on the reliability of the inputs as follows:

- **Level 1** – Quoted prices (unadjusted) in active markets for identical assets or liabilities.
- **Level 2** – Inputs other than quoted market prices included in Level 1 that are observable for an asset or liability, either directly or indirectly.
- **Level 3** – Unobservable inputs for an asset or liability reflecting the reporting entity's own assumptions. Level 3 inputs are used to measure fair value to the extent that observable Level 1 or 2 inputs are not available.

Inventories

Inventories consist of developments in progress and units available for sale. Developments in progress include construction in progress and land held for future development related to the remaining portions of three master planned community projects – Kapolei (Oahu), Kamakana Villages of Keahuolu (West Hawai‘i), and Leialii (Maui). Costs included in developments in progress relate to the infrastructure construction for these master planned communities. Units available for sale include constructed units, developed lots, and repurchased units available for sale.

Inventories are stated at the lower of cost or estimated net realizable value. All estimated development, holding and disposition costs to the anticipated date of disposition are considered in the determination of estimated net realizable value. Estimated net realizable value represents management's estimates, based on management's plans and intentions, of sales price less development, holding and disposition costs, assuming that the development and disposition occurs in the normal course of business. Write-downs for estimated losses on inventories are recorded to the extent total estimated costs exceed total estimated revenues for a project.

The recognition of gain from the sale of units is dependent on a number of factors relating to the nature of the property sold, the terms of the sale, and the future involvement of the Corporation in the property sold. If a real estate transaction does not meet established financial criteria, profit recognition is deferred and recognized under the installment or cost recovery method until such time as the criteria are met.

Receivables

Receivable balances are composed of mortgage loans receivable and tenant receivables from the various projects and funds within the Corporation. Mortgage loans receivable are primarily second mortgages from nonprofit organizations and for-profit developers for the development, pre-development, construction, acquisition, preservation and substantial rehabilitation of rental housing units. Receivable amounts from tenants are related to rental arrangements. Allowance for doubtful accounts on receivables are typically established for any accounts over 90 days outstanding. For the year ended June 30, 2020, there were allowances for mortgage loan receivables, tenant receivables, and other receivables of \$436,000, \$2,971,000, and \$136,000, respectively.

State of Hawai‘i
Hawaii Housing Finance and Development Corporation
(A Component Unit of the State of Hawai‘i)
Notes to Financial Statements
June 30, 2020

Interfund Receivables and Payables

During the course of operations, transactions occur between funds that may result in amounts owed between funds. Those related to transactions for goods and services are classified as “due to and from other funds.” See Note 17 for details of interfund transactions, including receivables and payables at fiscal year-end.

Capital Assets

Capital assets, which include property and equipment, are reported in the applicable governmental or business-type activities in the government-wide financial statements and proprietary funds financial statements. The capitalization thresholds are \$5,000 for equipment, and \$100,000 for land improvements, building, and building improvements.

Purchased and constructed capital assets are valued at cost. Donated assets are recorded at their fair value at the date of donation.

Depreciation expense is recorded in the government-wide and proprietary funds financial statements utilizing the straight-line method over the assets’ estimated useful lives. No depreciation is recorded for land and land improvements. Generally, the useful lives are as follows:

	Governmental Activities	Proprietary Funds and Business-Type Activities
Building and building improvements	25 years	10–40 years
Equipment	7 years	5–10 years

Deferred Outflows of Resources and Deferred Inflows of Resources

Deferred outflows (inflows) of resources represent a consumption of (benefit to) net position that apply to a future period. The deferred outflow of resources related to pensions and other postemployment benefits (“OPEB”) resulted from differences between expected and actual experiences which will be amortized over five years and the Corporation’s contributions to the pension and OPEB plans subsequent to the measurement date of the actuarial valuations for the pension and OPEB plans which will be recognized as a reduction of the net pension and OPEB liability in the subsequent fiscal year. The deferred inflow of resources related to pensions and OPEB resulted from differences between expected and actual experiences and changes in proportion to the pension and OPEB plans which will be amortized over five years.

Unearned Revenues

Unearned revenues at the fund level and government-wide level arise when the Corporation receives resources before it has a legal claim to them. In subsequent periods, when the revenue recognition criteria are met or when the Corporation has a legal claim to the resources, the liability for unearned revenue is removed from the statement of net position and revenue is recognized.

State of Hawai‘i
Hawaii Housing Finance and Development Corporation
(A Component Unit of the State of Hawai‘i)
Notes to Financial Statements
June 30, 2020

Accrued Vacation

Vacation leave accumulates at a rate of one and three-quarters working days for each month of service. Accumulation of such vacation credits is limited to 720 hours at calendar year end and is convertible to pay upon termination of employment. Liabilities for accumulated unpaid vacation are accrued at the end of each accounting period utilizing current salary rates. Such vacation credits are recorded as other accrued expenses in the government-wide and the proprietary funds financial statements at the balance sheet date. Accumulated unpaid vacation estimated to be used or paid during the next year is approximately \$230,000. Accrued vacation, which is included in other accrued expenses in the statement of net position, changed during fiscal year 2020 as follows:

Balance at July 1, 2019	\$ 690,000
Additions	393,000
Reductions	<u>(348,000)</u>
Balance at June 30, 2020	<u>\$ 735,000</u>

Accumulated Sick Leave Pay

Sick leave accumulates at the rate of one and three-quarters working days for each month of service without limitation. Generally, sick leave may be taken only in the event of illness and is not convertible to pay upon termination of employment. However, a State employee who retires or leaves government service in good standing with 60 days or more of unused sick leave is entitled to additional service credit in the Employees' Retirement System of the State of Hawai‘i ("ERS"). Accumulated unpaid sick leave at June 30, 2020 amounted to approximately \$2,807,000.

Postemployment Benefits Other than Pensions

The actuarial valuation of the Hawaii Employer-Union Health Benefits Trust Fund ("EUTF") does not provide OPEB information by department or agency. Accordingly, the State's policy on the accounting and reporting for OPEB is to allocate a portion of the State's net OPEB liability, and any adjustment to the net OPEB liability, to component units and proprietary funds that are reported separately in stand-alone departmental financial statements or in the State's CAFR. The State allocates annual OPEB expense to component units and proprietary funds based on their proportionate percentage of the State's total contribution to the EUTF plan.

For purposes of measuring the net OPEB liability, deferred outflows of resources and deferred inflows of resources related to OPEB and OPEB expense, information about the fiduciary net position of the EUTF, and additions to/deductions from the EUTF's fiduciary net position have been determined on the same basis as they are reported by the EUTF. For this purpose, benefit payments are recognized when due and payable in accordance with the benefit terms. Investments are reported at their fair value.

Pension Benefits

The actuarial valuation of the ERS does not provide pension benefits information by department or agency. Accordingly, the State's policy on the accounting and reporting for pension benefits is to allocate a portion of the State's net pension liability, and any adjustment to the net pension liability, to component units and proprietary funds that are reported separately in stand-alone departmental financial statements or in the State's CAFR. The State allocates annual pension expense to component units and proprietary funds based on their proportionate percentage of the State's total covered payroll.

State of Hawai‘i
Hawaii Housing Finance and Development Corporation
(A Component Unit of the State of Hawai‘i)
Notes to Financial Statements
June 30, 2020

For purposes of measuring the net pension liability, deferred outflows of resources and deferred inflows of resources related to pensions and pension expense, information about the fiduciary net position of the ERS, and additions to/deductions from the ERS's fiduciary net position have been determined on the same basis as they are reported by the ERS. For this purpose, benefit payments (including refunds of employee contributions) are recognized when due and payable in accordance with benefit terms. Investments are reported at their fair value.

Risk Management

Liabilities related to certain types of losses (including torts, theft of, damage to, or destruction of assets, errors or omissions, natural disasters, and injuries to employees) are reported when it is probable that the losses have occurred and the amount of those losses can be reasonably estimated.

Governmental Fund Balances

The Corporation accounts for governmental fund balances through a hierarchical fund balance classification structure based primarily on the extent to which a government is bound to follow constraints on how resources can be spent. Classifications include:

- **Restricted** – Balances that are restricted for specific purposes by external parties such as creditors, grantors or other governments.
- **Committed** – Balances that can only be used for specific purposes pursuant to constraints imposed by formal action of the State legislature and the Corporation's Board of Directors.
- **Assigned** – Balances that are constrained by management to be used for specific purposes, but are neither restricted nor committed.
- **Unassigned** – Residual balances that are not contained in the other classifications.

The fund balance of the TCAP was restricted for use in the construction of qualified low-income buildings for which a housing credit agency has made an allocation of low-income housing credits under Section 42 of the Internal Revenue Code.

The fund balance of the General Obligation Bond Fund was committed to finance the development or rehabilitation of affordable housing.

The fund balance of the HOME Investment Partnership Program was restricted to provide affordable housing to residents of the State of Hawai‘i.

Use of Estimates

In preparing financial statements in conformity with GAAP, management is required to make estimates and assumptions that affect the reported amounts in the financial statements and accompanying notes. Actual results may differ from those estimates.

New Accounting Pronouncements

The GASB issued Statement No. 87, *Leases*. The objective of this Statement is to better meet the information needs of financial statement users by improving accounting and financial reporting for leases by governments. The Statement requires recognition of certain lease assets and liabilities for leases that previously were classified as operating leases and recognized as inflows of resources or outflows of resources based on the payment provisions of the contract.

State of Hawai‘i
Hawaii Housing Finance and Development Corporation
(A Component Unit of the State of Hawai‘i)
Notes to Financial Statements
June 30, 2020

Upon the issuance of GASB Statement No. 95, *Postponement of the Effective Dates of Certain Authoritative Guidance*, the provisions of Statement No. 87 were deferred to the period beginning after June 15, 2021. The Corporation has not yet determined the effect this Statement will have on its financial statements.

The GASB issued Statement No. 94, *Public-Private and Public-Public Partnerships and Availability Payment Arrangements*. The objective of this Statement is to establish the definitions of public-private and public-public partnerships (“PPP”) and availability payment arrangements (“APA”) and provide uniform guidance on accounting and financial reporting for transactions that meet those definitions. The requirements of this Statement are effective for periods beginning after June 15, 2022. The Corporation has not yet determined the effect this Statement will have on its financial statements.

The GASB issued Statement No. 96, *Subscription Based Information Technology*. The objective of this Statement is to establish standards of accounting and financial reporting for recognizing a right-to-use asset and subscription liability for subscription-based information technology arrangements. The requirements of this Statement are effective for periods beginning after June 15, 2022. The Corporation has not yet determined the effect this Statement will have on its financial statements.

2. Deposits

At June 30, 2020, total cash and cash equivalents reported in the statement of net position consisted of the following:

	Governmental Activities	Business-Type Activities	Total
Equity in cash and cash equivalents and investments in State Treasury	\$ -	\$ 628,530,471	\$ 628,530,471
Cash in banks (book balance)	591	6,061,377	6,061,968
Cash held by third parties	546,074	560,061	1,106,135
Restricted cash and cash equivalents held by trustee	-	14,888,678	14,888,678
Deposits held in trust	-	536,303	536,303
Restricted deposits held in escrow	-	1,010,162	1,010,162
	<hr/>	<hr/>	<hr/>
Total cash and cash equivalents	\$ 546,665	\$ 651,587,052	\$ 652,133,717

The bank balance of cash in bank was approximately \$6,024,000, of which \$564,000 was covered by federal deposit insurance and \$5,460,000 was not covered and is uncollateralized. As of June 30, 2020, Level 1 inputs were used to determine the fair value of the money market funds that are included in cash and cash equivalents. The fair value of equity in investments in State Treasury are described in Note 1.

State of Hawai‘i
Hawaii Housing Finance and Development Corporation
(A Component Unit of the State of Hawai‘i)
Notes to Financial Statements
June 30, 2020

3. Investments

Investments at June 30, 2020 are summarized by maturity (in years) as follows:

	Less than 1	Greater than 1 and up to 5	Greater than 5 and up to 10	Greater than 10 and up to 20	Greater than 20	Reported Value
Mortgage-backed securities	\$ -	\$ 1,004,884	\$ 5,549,642	\$ 8,220,536	\$ 25,249,730	\$ 40,024,792

Investments summarized in the table above are reflected in the statement of net position as investments held by trustee under revenue bond program.

As of June 30, 2020, Level 2 inputs were used to determine the fair value of mortgage-backed securities.

The risks related to the Corporation’s investments are as follows:

- **Interest Rate Risk** – The Corporation does not have a formal investment policy that limits investment maturities as a means of managing its exposure to fair value losses arising from increasing interest rates.
- **Credit Risk** – The revenue bond funds’ trust indentures authorize the trustee to invest in certificates of deposit, money market funds, U.S. government or agency obligations, and repurchase agreements. The Corporation has no investment policy that would further limit its investment decisions. As of June 30, 2020, Federal National Mortgage Association (“FNMA”) mortgage-backed securities were rated Aaa, AAA, and AA+ by Moody’s Investor Service, Fitch, and Standard & Poor’s Rating Services, respectively. Money market funds are not rated. Certificates of deposit and securities of the Government National Mortgage Association are not considered to have credit risk exposure.
- **Concentration of Credit Risk** – The Corporation has no limit on the amount the Corporation may invest in any one issuer. As of June 30, 2020, the Corporation’s investments were primarily with the FNMA. These investments are 96% of the Corporation’s total investments.
- **Custodial Risk** – For an investment, custodial risk is the risk that, in the event of the failure of the counterparty, the Corporation will not be able to recover the value of its investments or collateral securities that are in the possession of an outside party. The Corporation’s investments that are uninsured and unregistered are held by the Corporation’s trust agent in the Corporation’s name. The Corporation monitors the fair value of these securities and obtains additional collateral when appropriate.

State of Hawai‘i
Hawaii Housing Finance and Development Corporation
(A Component Unit of the State of Hawai‘i)
Notes to Financial Statements
June 30, 2020

4. Mortgage Loans and Notes and Loans Receivable

Mortgage loans and notes and loans receivable at June 30, 2020 comprised the following:

	Mortgage Loans	Notes and Loans
Mortgage loans bearing interest up to 8.63%, maturing at various dates through 2078	\$ 517,923,004	\$ -
Promissory notes bearing interest up to 5.00%, maturing at various dates through 2071	-	96,605,474
Non-interest bearing promissory notes, maturing at various dates through 2066	-	9,861,610
Allowance for loan losses	(435,695)	-
	<u>517,487,309</u>	<u>106,467,084</u>
Less: Current portion	(471,921)	(35,113)
Noncurrent portion	<u>\$ 517,015,388</u>	<u>\$ 106,431,971</u>

The collection of the Kamakana Villages at Keahuolu note receivable of approximately \$5,300,000 is contingent upon the completion of certain construction and conditional terms as set forth in the amended development agreement.

Mortgage and development loans are collateralized by real property. The mortgage loans of the revenue bond funds are also subject to primary mortgage and mortgage pool insurance coverage that, subject to aggregate loss limitations, reimburses the Corporation for all losses incurred, if any, from the disposition of real property acquired through foreclosure.

The promissory notes are collateralized by a second mortgage on the improvements of Kukui Gardens (see Note 12). The non-interest bearing notes are collateralized by real property.

State of Hawai‘i
Hawaii Housing Finance and Development Corporation
(A Component Unit of the State of Hawai‘i)
Notes to Financial Statements
June 30, 2020

5. Capital Assets

Capital asset activity for the year ended June 30, 2020 was as follows:

	Balance at July 1, 2019	Additions	Disposals	Balance at June 30, 2020
Governmental activities				
Depreciable assets				
Equipment	\$ 166,292	\$ -	\$ (17,962)	\$ 148,330
Accumulated depreciation				
Equipment	(166,292)	-	17,962	(148,330)
Governmental activities capital assets, net	\$ -	\$ -	\$ -	\$ -
Business-type activities				
Depreciable assets				
Building and improvements	\$ 51,900,352	\$ -	\$ -	\$ 51,900,352
Equipment	634,966	-	-	634,966
	52,535,318	-	-	52,535,318
Accumulated depreciation				
Building and improvements	(37,871,821)	(300,342)	-	(38,172,163)
Equipment	(540,403)	(31,659)	-	(572,062)
	(38,412,224)	(332,001)	-	(38,744,225)
	14,123,094	(332,001)	-	13,791,093
Land	49,895,100	32,673,785	(4,915)	82,563,970
Business-type activities capital assets, net	\$ 64,018,194	\$ 32,341,784	\$ (4,915)	\$ 96,355,063

Depreciation expense for the year ended June 30, 2020 was charged to functions as follows:

Governmental activities	
Low-income housing service and assistance	\$ -
Business-type activities	
Housing development program	\$ 332,001

At June 30, 2020, capital assets for the proprietary funds consisted of the following:

	Single Family Mortgage Purchase Revenue Bond Fund	Dwelling Unit Revolving Fund	Other Enterprise Funds	Total
Buildings and improvements	\$ -	\$ 51,900,352	\$ -	\$ 51,900,352
Equipment	5,635	490,395	138,936	634,966
	5,635	52,390,747	138,936	52,535,318
Less: Accumulated depreciation	(5,635)	(38,607,714)	(130,876)	(38,744,225)
	-	13,783,033	8,060	13,791,093
Land	-	82,563,970	-	82,563,970
Net capital assets	\$ -	\$ 96,347,003	\$ 8,060	\$ 96,355,063

State of Hawai‘i
Hawaii Housing Finance and Development Corporation
(A Component Unit of the State of Hawai‘i)
Notes to Financial Statements
June 30, 2020

6. Revenue Bond Fund – Reserve Requirements

Under the trust indentures between the Corporation and the trustee for the Single Family Mortgage Purchase revenue bonds, investment assets and cash are required to be held by the trustee in various accounts and funds, including debt service reserve accounts, loan funds, and mortgage loan reserve funds. The uses of these assets are restricted by the terms of the trust indentures.

At June 30, 2020, the following debt service reserves and mortgage loan reserves were required by the trust indentures in the Single Family Mortgage Purchase Revenue Bond Fund:

Debt service reserve requirements	\$	1,638,000
Mortgage loan reserve requirements		474,000
	\$	<u>2,112,000</u>

At June 30, 2020, approximately \$3,364,000 and \$8,987,000 of investment securities were being held in the debt service reserve and mortgage loan reserve funds, respectively, and are included in assets held by trustee in the statement of net position.

The trust indenture agreement also requires that the mortgage loan reserves for the Single Family Mortgage Purchase Revenue Bond Fund be funded from other than bond proceeds and, accordingly, the reserves have been funded by commitment fees at June 30, 2020.

7. Note Payable

The Dwelling Unit Revolving Fund has a mortgage note payable to the U.S. Department of Agriculture Office of Rural Development. The note was originated in October 1994, and is payable in monthly installments of approximately \$1,300, including annual interest at 1.0%, due in April 2027. The note is collateralized by property and rental receipts. In the event of default, the lender may declare the remaining loan balance to be immediately due and payable, take possession of the property, foreclose the mortgage, or exercise other options stated in the loan agreement. At June 30, 2020, the balance outstanding on the mortgage note was approximately \$100,000.

Note payable activity during the year was as follows:

	Balance at June 30, 2019	Addition	Reductions	Balance at June 30, 2020	Current Portion
Note payable	<u>\$ 114,642</u>	<u>\$ -</u>	<u>\$ (14,286)</u>	<u>\$ 100,356</u>	<u>\$ 14,433</u>

State of Hawai‘i
Hawaii Housing Finance and Development Corporation
(A Component Unit of the State of Hawai‘i)
Notes to Financial Statements
June 30, 2020

The approximate debt service requirement of the mortgage and note payable is as follows:

	Principal	Interest	Total
Year ending June 30,			
2021	\$ 14,000	\$ 1,000	\$ 15,000
2022	14,000	1,000	15,000
2023	15,000	1,000	16,000
2024	15,000	1,000	16,000
2025	15,000	-	15,000
2026 – 2027	27,000	-	27,000
	<u>\$ 100,000</u>	<u>\$ 4,000</u>	<u>\$ 104,000</u>

8. Single Family Mortgage Purchase Revenue Bonds Payable

Through June 30, 2020, approximately \$1.9 billion of revenue bonds have been issued. The revenue bonds are payable from and collateralized by the revenues and other monies and assets of the revenue bond funds and other assets of the Corporation pledged under the indentures.

Single Family Mortgage Purchase revenue bonds payable at June 30, 2020 consisted of the following issuances:

2009 Series A-1

Term bonds maturing in 2026 through 2042 (2.40%) \$ 5,900,000

2011 Series B

Serial bonds maturing in 2020 through 2023 (2.95% to 3.875%) 1,685,000

Term bonds maturing in 2023 through 2025 (3.875%) 2,235,000

Planned Amortization Class bonds maturing in 2020 through 2026 (4.50%) 280,000

4,200,000

2013 Series A

Term bonds maturing in 2020 through 2038 (2.60%) 6,280,906

Total Single Family Mortgage Purchase revenue bonds payable \$ 16,380,906

Interest on the Single Family Mortgage Purchase revenue bonds is payable in monthly or semi-annual payments.

The Single Family Mortgage Purchase revenue bonds with designated maturity dates may be redeemed at the option of the Corporation. The revenue bonds may also be redeemed without premium prior to maturity, at the option of the Corporation, as funds become available from undisbursed bond proceeds, principal payments, and prepayments of mortgages, excess amounts in the debt service reserve account, or excess revenues (as defined in the bond indentures).

During the year ended June 30, 2020, early redemptions totaled \$1,960,000.

State of Hawai‘i
Hawaii Housing Finance and Development Corporation
(A Component Unit of the State of Hawai‘i)
Notes to Financial Statements
June 30, 2020

Revenue bonds activity during the year was as follows:

	Balance at June 30, 2019	Additions	Reductions	Balance at June 30, 2020
Single Family Mortgage Purchase	<u>\$ 20,645,807</u>	<u>\$ -</u>	<u>\$ (4,264,901)</u>	\$ 16,380,906
Less: Current portion				<u>(1,645,000)</u>
				<u>\$ 14,735,906</u>

The approximate annual debt service requirements through June 30, 2025 and in five-year increments thereafter to maturity for revenue bonds are as follows:

	Principal	Interest	Total
Year ending June 30,			
2021	\$ 1,645,000	\$ 430,000	\$ 2,075,000
2022	1,691,000	381,000	2,072,000
2023	1,721,000	329,000	2,050,000
2024	1,788,000	273,000	2,061,000
2025	1,875,000	215,000	2,090,000
2026 – 2030	3,281,000	642,000	3,923,000
2031 – 2035	1,870,000	403,000	2,273,000
2036 – 2040	1,900,000	176,000	2,076,000
2041 – 2042	<u>610,000</u>	<u>7,000</u>	<u>617,000</u>
	<u>\$ 16,381,000</u>	<u>\$ 2,856,000</u>	<u>\$ 19,237,000</u>

In order to ensure the exclusion of interest on the Corporation’s Single Family Mortgage Purchase revenue bonds from gross income for federal income tax purposes, the Corporation calculates rebates due to the U.S. Treasury annually. The rebates are calculated by bond series based on the amount by which the cumulative amount of investment income exceeds the amount that would have been earned had funds been invested at the bond yield. At June 30, 2020, the Corporation determined that no rebate amounts were due to the U.S. Treasury.

Interest expense of approximately \$507,000 was included as direct function expenses in the government-wide financial statement of activities during the year ended June 30, 2020.

In the event of default, as defined in the bond indenture, the bond trustee may, by giving 30 days written notice to the Corporation, declare the principal and interest on all bonds outstanding to be due and payable immediately, subject to remedies provided in the indenture.

State of Hawai‘i
Hawaii Housing Finance and Development Corporation
(A Component Unit of the State of Hawai‘i)
Notes to Financial Statements
June 30, 2020

9. Conduit Debt Obligations

From time to time, the Corporation has issued revenue bonds to provide financial assistance to private sector entities for the acquisition and rehabilitation of affordable multifamily rental housing developments. These bonds are special limited obligations of the Corporation, payable solely from and collateralized by a pledge of payments on the mortgage-backed securities. Neither the Corporation, the State, nor any political subdivision thereof is obligated in any manner for repayment of the bonds.

As of June 30, 2020, conduit debt obligations outstanding amounted to approximately \$437,000,000.

10. Leases

Lessee

The Corporation leases office building space under a noncancelable operating lease expiring in 2049. The lease has scheduled rent increases through 2023 with no minimum rent due through lease expiration. The Corporation also subleases the office building to another governmental agency under a noncancelable sublease expiring in 2023.

The minimum future rental, net of existing sublease, from this operating lease at June 30, 2020 is as follows:

	Lease Rental	Rent from Sublease	Net Rental
Year ending June 30,			
2021	\$ 341,000	\$ 341,000	\$ -
2022	347,000	347,000	-
2023	58,000	58,000	-
	<u>\$ 746,000</u>	<u>\$ 746,000</u>	<u>\$ -</u>

Rent expense, inclusive of common area maintenance expenses, were approximately \$1,103,000 for the year ended June 30, 2020. Sublease rental income, inclusive of charges for common area maintenance, was approximately \$751,000 for the year ended June 30, 2020.

Lessor

The Corporation leases land with a carrying value of approximately \$48,510,000 to various developers and home buyers. The leases expire at various dates through 2078. Lease rental income for the year ended June 30, 2020 was approximately \$1,396,000.

As discussed in Note 12, the Corporation's lease related to Kukui Gardens was prepaid with a promissory note. The promissory note does not have fixed repayment terms. Accordingly, the minimum amounts to be received are excluded from the following table.

State of Hawai‘i
Hawaii Housing Finance and Development Corporation
(A Component Unit of the State of Hawai‘i)
Notes to Financial Statements
June 30, 2020

The future minimum lease rent from these operating leases at June 30, 2020 is as follows:

Year ending June 30,	
2021	\$ 972,000
2022	972,000
2023	974,000
2024	849,000
2025	866,000
2026 – 2030	4,931,000
2031 – 2035	3,231,000
2036 – 2040	3,242,000
2041 – 2045	3,269,000
2046 – 2050	3,346,000
2051 – 2055	3,407,000
2056 – 2060	3,125,000
2061 – 2065	3,293,000
2066 – 2070	705,000
2071 – 2075	59,000
2076 – 2078	35,000
	<u>\$ 33,276,000</u>

11. Commitments and Contingencies

Construction Contracts

At June 30, 2020, the Dwelling Unit Revolving Fund (“DURF”) had outstanding commitments to expend approximately \$70,778,000 for land development and the construction and renovation of housing projects.

Loan Commitments

At June 30, 2020, the Rental Housing Revolving Fund had aggregate outstanding loan commitments of approximately \$2,237,000.

Development Costs

The Kapolei development project primarily consists of eight residential villages, a golf course, and certain commercial parcels spread over approximately 888 acres of land. As of June 30, 2020, all but 35 acres of remnant residential and business mixed-use parcels have been developed and sold. The estimated future cost of development is recorded as a liability in the accompanying statement of net position and relates primarily to the completion of certain infrastructure improvements at this project. This liability represents estimated amounts charged to the cost of land sold in excess of costs incurred. Management believes that the future revenues from this project will meet or exceed the net amount of this liability and the remaining costs to be incurred on the project.

Additionally, the Corporation has been in the process of developing two master planned communities on the neighbor islands. The Villages of Leiali‘i is in West Maui and is located on public trust (ceded) land owned by the State of Hawai‘i. As of June 30, 2020, the Corporation still has development rights for most of the Leiali‘i project and development costs related to Leiali‘i were approximately \$10,048,000 at June 30, 2020.

State of Hawai‘i
Hawaii Housing Finance and Development Corporation
(A Component Unit of the State of Hawai‘i)
Notes to Financial Statements
June 30, 2020

In 2008, the Corporation embarked on the development of another master planned community on non-ceded land in West Hawai‘i, named the Kamakana Villages at Keahuolu. On March 31, 2009, the Corporation entered into a development agreement and a related loan agreement to finance necessary predevelopment, planning and infrastructure costs with a master plan developer. Over the past several years, the master plan developer has worked on the project and was successful in obtaining numerous development entitlements and rights under related agreements (collectively, the “entitlements”). In fiscal year 2018, the Corporation and the master plan developer agreed to terminate all of their rights, duties and obligations to each other under the development agreement with certain entitlements assigned and assumed by the Corporation with consideration of certain outstanding loan balances deemed repaid in full, which amounted to approximately \$21,918,000. Additionally, a portion of the development agreement and outstanding loan balance was transferred to another plan developer for completion. As of June 30, 2020, development costs related to Kamakana Villages of Keahuolu were approximately \$22,303,000.

Also, the Corporation has other development costs and dwelling units of approximately \$3,605,000 at June 30, 2020.

Torts and Litigation

The Corporation is involved in various actions, the outcome of which, in the opinion of management, will not have a material adverse effect on the Corporation’s financial position. Losses, if any, are either covered by insurance or will be paid from legislative appropriations of the State of Hawai‘i’s general fund.

Insurance

The State maintains certain insurance coverage to satisfy the bond indenture agreements as well as for other purposes, but is substantially self-insured for all other perils including workers’ compensation. The State records a liability for risk financing and insurance related losses, including incurred but not reported, if it is determined that a loss has been incurred and the amount can be reasonably estimated. The State retains various risks and insures certain excess layers with commercial insurance companies. At June 30, 2020, the State recorded an estimated loss for workers’ compensation, automobile, and general liability claims as long-term liabilities as the losses will not be liquidated with currently expendable available financial resources. The estimated losses will be paid from legislative appropriations of the State’s general fund. The Corporation’s portion of the State’s workers’ compensation liability was not material at June 30, 2020.

12. Kukui Gardens

On December 18, 2007, the Corporation purchased a portion of Kukui Gardens (the “Project”), an affordable housing project in Honolulu, Hawai‘i, for approximately \$59,569,000. Concurrent with DURF’s purchase of the Project, DURF sold the Project’s improvements (including apartment units) and operating cash of approximately \$38,527,000 to Kukui EAH/DGI Associates, L.P. (“EAH”), an unrelated third party, for no gain or loss, and leased the underlying land of approximately \$21,042,000 to EAH pursuant to the terms of a 65-year land lease that expires on December 18, 2072.

To assist in financing the acquisition and redevelopment of the Project, the State contributed \$25,000,000 to DURF during December 2007. Additionally, the Multifamily Housing Revenue Bond Fund issued \$45,000,000 of revenue bonds to provide conduit financing to EAH for their

State of Hawai‘i
Hawaii Housing Finance and Development Corporation
(A Component Unit of the State of Hawai‘i)
Notes to Financial Statements
June 30, 2020

acquisition of the Project's improvements and operating cash, as well as to provide capital for rental operations and the planned renovation of the apartment units. Upon completion of the renovations, \$34,605,000 of the bonds was scheduled to be redeemed, leaving \$10,395,000 of bonds outstanding to their stated maturity. In 2010, due to unfavorable global economic conditions, EAH requested and Citicorp Municipal Mortgage Inc., bondholder, agreed to increase the unredeemed bond balance by \$3,270,000 to \$13,665,000, which decreased the redemption at conversion to \$31,335,000 from \$34,605,000. In May 2012, the Project was completed and a payment of \$31,335,000 was received. As of June 30, 2020, the conduit debt obligations of and notes receivable from EAH related to the project amounted to approximately \$12,455,000 and \$12,350,000, respectively. Currently, \$3,040,000 of the conduit debt obligation bears interest at a fixed rate of 6.25% and matures through January 2042, while the remaining \$9,415,000 bears interest at a rate of 2.25% and matures annually through January 2042. The conduit debt obligation includes monthly payments of principal and interest with principal payments that range from approximately \$2,000 to \$54,000. Any unpaid principal and accrued interest, together with any other expenses, are due upon maturity.

Additionally, EAH executed three promissory notes to DURF in an aggregate amount of \$29,055,000, including approximately \$4,055,000 related to cash advanced from DURF to EAH and \$25,000,000 related to the terms of the land lease. Additionally, DURF recorded \$25,000,000 of unearned income on the accompanying statement of net position related to this transaction. The unearned income will be amortized to rental income on a straight-line basis and the notes receivable will be reduced as cash is collected. Unearned income at June 30, 2020 related to the Project was approximately \$20,174,000. The notes bear interest at 4.72% and are for a term of 58 years, with a final maturity date of December 17, 2065. Repayment of the notes is distributed into three periods as follows: (1) December 18, 2007 to December 31, 2012, no payments due; (2) January 1, 2013 to December 31, 2042, beginning April 1, 2013, 85% of the residual cash flow generated by the rental operations of the Project after expenses, as defined; and (3) January 1, 2043 to December 17, 2065, beginning April 1, 2043, 90% of the residual cash flow generated by the rental operations of the Project after expenses, as defined, with any unpaid principal sum and accrued interest together with any other costs, expenses, and other charges due to be paid at maturity.

EAH also executed a promissory note to DURF for \$26,000,000 in September 2009 to assist EAH in rehabilitating the property. The note bears no interest and is for a term of 56 years, with a final maturity date of December 17, 2065. Repayment of the note is distributed into three periods as follows: (1) September 1, 2009 to December 31, 2012, no payments due; (2) January 1, 2013 to December 31, 2042, beginning April 1, 2013, 85% of the residual cash flow generated by the rental operations of the Project after expenses, as defined; and (3) January 1, 2043 to December 17, 2065, beginning April 1, 2043, 90% of the residual cash flow generated by the rental operations of the Project after expenses, as defined, with any unpaid principal sum and accrued interest together with any other costs, expenses and other charges due to be paid at maturity.

During the year ended June 30, 2020, DURF recognized approximately \$2,200,000 of interest income related to the outstanding promissory notes. As of June 30, 2020, DURF has recorded approximately \$19,200,000 of interest income receivable related to the outstanding promissory notes.

State of Hawai'i
Hawaii Housing Finance and Development Corporation
(A Component Unit of the State of Hawai'i)
Notes to Financial Statements
June 30, 2020

13. Pension Plan

Plan Description

Generally, all full-time employees of the State and counties are required to be members of the ERS, a cost-sharing multiple-employer defined benefit pension plan that administers the State's pension benefits program. Benefits, eligibility, and contribution requirements are governed by HRS Chapter 88 and can be amended through legislation. The ERS issues publicly available annual financial reports that can be obtained at the ERS website:

<http://ers.ehawaii.gov/resources/financials>.

Benefits Provided

The ERS Pension Trust is comprised of three pension classes for membership purposes and considered to be a single plan for accounting purposes since all assets of the ERS may legally be used to pay the benefits of any of the ERS members or beneficiaries. The ERS provides retirement, disability and death benefits with three membership classes known as the noncontributory, contributory and hybrid retirement plans. The three classes provide a monthly retirement allowance equal to the benefit multiplier (generally 1.25% to 2.25%) multiplied by the average final compensation multiplied by years of credited service. Average final compensation for members hired prior to July 1, 2012 is an average of the highest salaries during any three years of credited service, excluding any salary paid in lieu of vacation for members hired January 1, 1971 or later and the average of the highest salaries during any five years of credited service including any salary paid in lieu of vacation for members hired prior to January 1, 1971. For members hired after June 30, 2012, average final compensation is an average of the highest salaries during any five years of credited service excluding any salary paid in lieu of vacation.

Each retiree's original retirement allowance is increased on each July 1 beginning the calendar year after retirement. Retirees first hired as members prior to July 1, 2012 receive a 2.5% increase each year of their original retirement allowance without a ceiling. Retirees first hired as members after June 30, 2012 receive a 1.5% increase each year of their original retirement allowance without a ceiling. The annual increase is not compounded.

The following summarizes the provisions relevant to the largest employee groups of the respective membership class. Retirement benefits for certain groups, such as police officers, firefighters, some investigators, sewer workers, judges, and elected officials, vary from general employees.

Noncontributory Class

- **Retirement Benefits** – General employees' retirement benefits are determined as 1.25% of average final compensation multiplied by the years of credited service. Employees with ten years of credited service are eligible to retire at age 62. Employees with 30 years of credited service are eligible to retire at age 55.
- **Disability Benefits** – Members are eligible for service-related disability benefits regardless of length of service and receive a lifetime pension of 35% of their average final compensation. Ten years of credited service is required for ordinary disability. Ordinary disability benefits are determined in the same manner as retirement benefits but are payable immediately, without an actuarial reduction, and at a minimum of 12.5% of average final compensation.

State of Hawai‘i
Hawaii Housing Finance and Development Corporation
(A Component Unit of the State of Hawai‘i)
Notes to Financial Statements
June 30, 2020

- **Death Benefits** – For service-connected deaths, the surviving spouse/reciprocal beneficiary receives a monthly benefit of 30% of the average final compensation until remarriage or re-entry into a new reciprocal beneficiary relationship. Additional benefits are payable to surviving dependent children up to age 18. If there is no spouse/reciprocal beneficiary or surviving dependent children, no benefit is payable.

Ordinary death benefits are available to employees who were active at time of death with at least ten years of credited service. The surviving spouse/reciprocal beneficiary (until remarriage/re-entry into a new reciprocal beneficiary relationship) and surviving dependent children (up to age 18) receive a benefit equal to a percentage of the member's accrued maximum allowance unreduced for age or, if the member was eligible for retirement at the time of death, the surviving spouse/reciprocal beneficiary receives 100% joint and survivor lifetime pension and the surviving dependent children receive a percentage of the member's accrued maximum allowance unreduced for age.

Contributory Class for Members Hired Prior to July 1, 2012

- **Retirement Benefits** – General employees' retirement benefits are determined as 2% of average final compensation multiplied by the years of credited service. General employees with five years of credited service are eligible to retire at age 55.

Police officers and firefighters' retirement benefits are determined using the benefit multiplier of 2.5% for qualified service, up to a maximum of 80% of average final compensation. Police officers and firefighters with five years of credited service are eligible to retire at age 55. Police officers and firefighters with 25 years of credited service are eligible to retire at any age, provided the last five years is service credited in these occupations.

- **Disability Benefits** – Members are eligible for service-related disability benefits regardless of length of service and receive a one-time payment of the member's contributions and accrued interest plus a lifetime pension of 50% of their average final compensation. Ten years of credited service is required for ordinary disability. Ordinary disability benefits are determined as 1.75% of average final compensation multiplied by the years of credited service but are payable immediately, without an actuarial reduction, and at a minimum of 30% of average final compensation.
- **Death Benefits** – For service-connected deaths, the surviving spouse/reciprocal beneficiary receives a lump sum payment of the member's contributions and accrued interest plus a monthly benefit of 50% of the average final compensation until remarriage or re-entry into a new reciprocal beneficiary relationship. If there is no surviving spouse/reciprocal beneficiary, surviving dependent children (up to age 18), or dependent parents are eligible for the monthly benefit. If there is no spouse/reciprocal beneficiary or surviving dependent children/parents, the ordinary death benefit is payable to the designated beneficiary.

Ordinary death benefits are available to employees who were active at time of death with at least one year of service. Ordinary death benefits consist of a lump sum payment of the member's contributions and accrued interest plus a percentage of the salary earned in the 12 months preceding death, or 50% joint and survivor lifetime pension if the member was not eligible for retirement at the time of death but was credited with at least ten years of service and designated one beneficiary, or 100% joint and survivor lifetime pension if the member was eligible for retirement at the time of death and designated one beneficiary.

State of Hawai‘i
Hawaii Housing Finance and Development Corporation
(A Component Unit of the State of Hawai‘i)
Notes to Financial Statements
June 30, 2020

Contributory Class for Members Hired After June 30, 2012

- **Retirement Benefits** – General employees’ retirement benefits are determined as 1.75% of average final compensation multiplied by the years of credited service. General employees with ten years of credited service are eligible to retire at age 60.

Police officers and firefighters’ retirement benefits are determined using the benefit multiplier of 2.25% for qualified service, up to a maximum of 80% of average final compensation. Police officers and firefighters with ten years of credited service are eligible to retire at age 60. Police officers and firefighters with 25 years of credited service are eligible to retire at age 55, provided the last five years is service credited in these occupations.

- **Disability and Death Benefits** – Members are eligible for service-related disability benefits regardless of length of service and receive a lifetime pension of 50% of their average final compensation plus refund of contributions and accrued interest. Ten years of credited service is required for ordinary disability.

For police officers and firefighters, ordinary disability benefits are 1.75% of average final compensation for each year of service and are payable immediately, without an actuarial reduction, at a minimum of 30% of average final compensation.

Death benefits for contributory members hired after June 30, 2012 are generally the same as those for contributory members hired June 30, 2012 and prior.

Hybrid Class for Members Hired Prior to July 1, 2012

- **Retirement Benefits** – General employees’ retirement benefits are determined as 2% of average final compensation multiplied by the years of credited service. General employees with five years of credited service are eligible to retire at age 62. General employees with 30 years of credited service are eligible to retire at age 55.
- **Disability Benefits** – Members are eligible for service-related disability benefits regardless of length of service and receive a lifetime pension of 35% of their average final compensation plus refund of their contributions and accrued interest. Ten years of credited service is required for ordinary disability. Ordinary disability benefits are determined in the same manner as retirement benefits but are payable immediately, without an actuarial reduction, and at a minimum of 25% of average final compensation.
- **Death Benefits** – For service-connected deaths, the designated surviving spouse/reciprocal beneficiary receives a lump sum payment of the member’s contributions and accrued interest plus a monthly benefit of 50% of the average final compensation until remarriage or re-entry into a new reciprocal beneficiary relationship. If there is no surviving spouse/reciprocal beneficiary, surviving dependent children (up to age 18), or dependent parents are eligible for the monthly benefit. If there is no spouse/reciprocal beneficiary or surviving dependent children/parents, the ordinary death benefit is payable to the designated beneficiary.

State of Hawai‘i
Hawaii Housing Finance and Development Corporation
(A Component Unit of the State of Hawai‘i)
Notes to Financial Statements
June 30, 2020

Ordinary death benefits are available to employees who were active at time of death with at least five years of service. Ordinary death benefits consist of a lump sum payment of the member's contributions and accrued interest plus a percentage multiplied by 150%, or 50% joint and survivor lifetime pension if the member was not eligible for retirement at the time of death but was credited with at least ten years of service and designated one beneficiary, or 100% joint and survivor lifetime pension if the member was eligible for retirement at the time of death and designated one beneficiary.

Hybrid Class for Members Hired After June 30, 2012

- *Retirement Benefits* – General employees' retirement benefits are determined as 1.75% of average final compensation multiplied by the years of credited service. General employees with ten years of credited service are eligible to retire at age 65. Employees with 30 years of credited service are eligible to retire at age 60. Sewer workers, water safety officers, and emergency medical technicians may retire with 25 years of credited service at age 55.
- *Disability and Death Benefits* – Provisions for disability and death benefits generally remain the same except for ordinary death benefits. Ordinary death benefits are available to employees who were active at time of death with at least ten years of service. Ordinary death benefits consist of a lump sum payment of the member's contributions and accrued interest, or 50% joint and survivor lifetime pension if the member was not eligible for retirement at the time of death but was credited with at least ten years of service and designated one beneficiary, or 100% joint and survivor lifetime pension if the member was eligible for retirement at the time of death and designated one beneficiary.

Contributions

Contributions are governed by HRS Chapter 88 and may be amended through legislation. The employer rate is set by statute based on the recommendations of the ERS actuary resulting from an experience study conducted every five years. Since July 1, 2005, the employer contribution rate is a fixed percentage of compensation, including the normal cost plus amounts required to pay for the unfunded actuarial accrued liabilities. The contribution rates for fiscal year 2020 were 36% for police officers and firefighters and 22% for all other employees. Contributions to the pension plan from the Corporation were approximately \$897,000 for the year ended June 30, 2020.

Pursuant to Act 17, SLH 2017, employer contributions from the State and counties are expected to increase over four years beginning July 1, 2017. The rate for police and firefighters increased to 36% on July 1, 2019 and increased to 41% on July 1, 2020. The rate for all other employees increased to 22% on July 1, 2019 and increased to 24% on July 1, 2020.

The employer is required to make all contributions for noncontributory members. Contributory members hired prior to July 1, 2012 are required to contribute 7.8% of their salary, except for police officers and firefighters who are required to contribute 12.2% of their salary. Contributory members hired after June 30, 2012 are required to contribute 9.8% of their salary, except for police officers and firefighters who are required to contribute 14.2% of their salary. Hybrid members hired prior to July 1, 2012 are required to contribute 6.0% of their salary. Hybrid members hired after June 30, 2012 are required to contribute 8.0% of their salary.

State of Hawai‘i
Hawaii Housing Finance and Development Corporation
(A Component Unit of the State of Hawai‘i)
Notes to Financial Statements
June 30, 2020

**Pension Liabilities, Pension Expense, and Deferred Outflows of Resources
and Deferred Inflows of Resources Related to Pensions**

At June 30, 2020, the Corporation reported a net pension liability of approximately \$10,781,000 for its proportionate share of the State's net pension liability. The net pension liability was measured as of June 30, 2019, and the total pension liability used to calculate the net pension liability was determined by an actuarial valuation as of that date. The Corporation's proportion of the net pension liability was based on a projection of the Corporation's long-term share of contributions to the pension plan relative to projected contributions of all participants, actuarially determined. At June 30, 2019, the Corporation's proportion was 0.15% which represents no change in the proportion measured as of June 30, 2018.

The following changes were made to the actuarial assumptions as of June 30, 2018 to June 30, 2019:

- The assumed salary increase schedules include an ultimate component for general wage inflation that may add on additional increases for individual merit and then an additional component for step rates based on service.
- Mortality rates generally decreased due to the continued improvements in using a fully generational approach and Scale BB.
- The rates of disability of active employees increased for all general employees and teachers, and for police and fire from duty-related reasons.
- There were minor increases in the retirement rates for members in certain groups based on age, employment group, and/or membership class.

There were no changes between the measurement date, June 30, 2019, and the reporting date, June 30, 2020, that are expected to have a significant effect on the proportionate share of the net pension liability.

For the year ended June 30, 2020, the Corporation recognized pension expense of approximately \$1,712,000.

State of Hawai‘i
Hawaii Housing Finance and Development Corporation
(A Component Unit of the State of Hawai‘i)
Notes to Financial Statements
June 30, 2020

At June 30, 2020, the Corporation reported deferred outflows of resources and deferred inflows of resources related to pensions from the following sources:

	Deferred Outflows of Resources	Deferred Inflows of Resources
Differences between expected and actual experience	\$ 190,216	\$ (1,771)
Changes in assumptions	522,142	(190)
Net difference between projected and actual earnings on pension plan investments	-	(179,922)
Changes in proportion and differences between Corporation contributions and proportional share of contributions	22,663	(57,490)
Corporation contributions subsequent to the measurement date	896,702	-
	<u>\$ 1,631,723</u>	<u>\$ (239,373)</u>

At June 30, 2020, approximately \$897,000 reported as deferred outflows of resources related to pensions resulting from Corporation contributions subsequent to the measurement date will be recognized as a reduction of the net pension liability in the year ending June 30, 2021.

Other amounts reported as deferred outflows of resources and deferred inflows of resources related to pensions will be recognized in pension expense as follows:

Year ending June 30,	
2021	\$ 296,000
2022	131,000
2023	27,000
2024	36,000
2025	6,000
	<u>\$ 496,000</u>

Actuarial Assumptions

The total pension liability in the June 30, 2019 actuarial valuation was determined using the following actuarial assumptions adopted by the ERS Board of Trustees on August 12, 2019, based on the 2018 Experience Study for the five-year period from July 1, 2013 through June 30, 2018:

Inflation	2.50%
Payroll growth rate	3.50%
Investment rate of return	7.00% per year, compounded annual including inflation

There were no changes to ad hoc postemployment benefits including cost of living allowances.

Post-retirement mortality rates are based on the 2016 Public Retirees of Hawaii mortality table with adjustments based on generational projections of the BB projection table for 2016 and full

State of Hawai‘i
Hawaii Housing Finance and Development Corporation
(A Component Unit of the State of Hawai‘i)
Notes to Financial Statements
June 30, 2020

generational projections in future years. Pre-retirement mortality rates are based on multiples of the RP-2014 mortality table based on the occupation of the member.

The long-term expected rate of return on pension plan investments was determined using a “top down approach” of the Client-constrained Simulation-based Optimization Model (a statistical technique known as “re-sampling with a replacement” that directly keys in on specific plan-level risk factors as stipulated by the ERS Board of Trustees) in which best-estimate ranges of expected future real rates of return (expected returns, net of pension plan investment expense and inflation) are developed for each major asset class. These ranges are combined to produce the long-term expected rate of return by weighting the expected future nominal rates of return (real returns and inflation) by the target asset allocation percentage.

The target allocation and best estimates of geometric real rates of return for each major asset class are summarized in the following table:

	Target Allocation	Long-Term Expected Real Rate of Return
Strategic Allocation (risk based classes)		
Broad growth	63.0 %	7.10 %
Principal protection	7.0 %	2.50 %
Real return	10.0 %	4.10 %
Crisis risk offset	<u>20.0 %</u>	4.60 %
Total investments	<u>100.0%</u>	

Discount Rate

The discount rate used to measure the net pension liability was 7.00%, consistent with the rate used at the prior measurement date. The projection of cash flows used to determine the discount rate assumed that employee contributions will be made at the current contribution rate and that contributions from the State will be made at statutorily required rates, actuarially determined. Based on those assumptions, the pension plan’s fiduciary net position was projected to be available to make all projected future benefit payments of current active and inactive employees. Therefore, the long-term expected rate of return on pension plan investments was applied to all periods of projected benefit payments to determine the total pension liability.

Sensitivity of the Corporation’s Proportionate Share of the Net Pension Liability to Changes in the Discount Rate

The following presents the Corporation’s proportionate share of the net pension liability calculated using the discount rate of 7.00%, as well as what the Corporation’s proportionate share of the net pension liability would be if it were calculated using a discount rate that is one percentage point lower (6.00%) or one percentage point higher (8.00%) than the current rate:

	1% Decrease (6.00%)	Discount Rate (7.00%)	1% Increase (8.00%)
Corporation’s proportionate share of the net pension liability	<u>\$ 13,992,000</u>	<u>\$ 10,781,000</u>	<u>\$ 8,470,000</u>

State of Hawai‘i
Hawaii Housing Finance and Development Corporation
(A Component Unit of the State of Hawai‘i)
Notes to Financial Statements
June 30, 2020

Pension Plan Fiduciary Net Position

The pension plan's fiduciary net position is determined on the same basis used by the pension plan. The ERS financial statements are prepared using the accrual basis of accounting under which expenses are recorded when the liability is incurred, and revenues are recorded in the accounting period in which they are earned and become measurable. Employer and member contributions are recognized in the period in which the contributions are due. Benefits and refunds are recognized when due and payable in accordance with the terms of the plan. Investment purchases and sales are recorded as of their trade date. Administrative expenses are financed exclusively with investment income.

There were no significant changes after the report measurement date. Detailed information about the pension plan's fiduciary net position is available in the separately issued ERS financial report. The ERS complete financial statements are available at <http://ers.ehawaii.gov/resources/financials>.

Payables to the Pension Plan

At June 30, 2020, the Corporation's prepaid expense to the ERS was \$21,000.

Required Supplementary Information and Disclosures

The State's CAFR includes the required disclosures and required supplementary information on the State's pension plan.

14. Post-Retirement Health Care and Life Insurance Benefits

Plan Description

The State provides certain health care and life insurance benefits to all qualified employees. Pursuant to Act 88, SLH 2001, the State contributes to the EUTF, an agent multiple-employer defined benefit plan that replaced the Hawaii Public Employees Health Fund effective July 1, 2003. The EUTF was established to provide a single delivery system of health benefits for state and county workers, retirees, and their dependents. The EUTF issues an annual financial report that is available to the public at <https://eutf.hawaii.gov/reports>. The report may also be obtained by writing to the EUTF at P.O. Box 2121, Honolulu, Hawaii 96805-2121.

For employees hired before July 1, 1996, the State pays the entire base monthly contribution for employees retiring with ten years or more of credited service, and 50% of the base monthly contribution for employees retiring with fewer than ten years of credited service. A retiree can elect a family plan to cover dependents.

For employees hired after June 30, 1996 but before July 1, 2001, and who retire with less than ten years of service, the State makes no contributions. For those retiring with at least ten years but fewer than 15 years of service, the State pays 50% of the base monthly contribution. For employees retiring with at least 15 years but fewer than 25 years of service, the State pays 75% of the base monthly contribution. For employees retiring with at least 25 years of service, the State pays 100% of the base monthly contribution. Retirees in this category can elect a family plan to cover dependents.

For employees hired on or after July 1, 2001, and who retire with less than ten years of service, the State makes no contributions. For those retiring with at least ten years but fewer than 15 years of service, the State pays 50% of the base monthly contribution. For those retiring with at least 15 years but fewer than 25 years of service, the State pays 75% of the base monthly

State of Hawai‘i
Hawaii Housing Finance and Development Corporation
(A Component Unit of the State of Hawai‘i)
Notes to Financial Statements
June 30, 2020

contribution. For employees retiring with at least 25 years of service, the State pays 100% of the base monthly contribution. Only single plan coverage is provided for retirees in this category. Retirees can elect family coverage but must pay the difference.

Employees Covered by Benefit Terms

At July 1, 2019, the State had the following number of plan members covered:

Inactive plan members or beneficiaries currently receiving benefits	66,128
Inactive plan members entitled to but not yet receiving benefits	49,370
Active plan members	9,288
Total plan members	<u>124,786</u>

Contributions

Contributions are governed by HRS Chapter 87A and may be amended through legislation. Contributions to the OPEB plan from the Corporation was approximately \$997,000 for the fiscal year ended June 30, 2020. The employer is required to make all contributions for members.

OPEB Liabilities, OPEB Expense, and Deferred Outflows of Resources and Deferred Inflows of Resources Related to OPEB

At June 30, 2020, the Corporation reported a net OPEB liability of approximately \$10,330,000. The net OPEB liability was measured as of July 1, 2019, and the total OPEB liability used to calculate the net OPEB liability was determined by an actuarial valuation as of that date.

There were no changes between the measurement date, July 1, 2019, and the reporting date, June 30, 2020, that are expected to have a significant effect on the net OPEB liability.

For the year ended June 30, 2020, the Corporation recognized OPEB expense of approximately \$875,000. At June 30, 2020, the Corporation reported deferred outflows of resources and deferred inflows of resources related to OPEB from the following sources:

	Deferred Outflows of Resources	Deferred Inflows of Resources
Differences between expected and actual experience	\$ -	\$ (163,965)
Changes of assumptions	157,219	-
Net difference between projected and actual earnings on OPEB plan investments	25,916	-
Corporation contributions subsequent to the measurement date	<u>997,376</u>	<u>-</u>
	<u>\$ 1,180,511</u>	<u>\$ (163,965)</u>

At June 30, 2020, the approximate \$997,000 reported as deferred outflows of resources related to OPEB resulting from State contributions subsequent to the measurement date will be recognized as a reduction of the net OPEB liability in the year ending June 30, 2021.

State of Hawai‘i
Hawaii Housing Finance and Development Corporation
(A Component Unit of the State of Hawai‘i)
Notes to Financial Statements
June 30, 2020

Other amounts reported as deferred outflows of resources and deferred inflows of resources related to OPEB will be recognized in OPEB expense as follows:

Year ending June 30,	
2021	\$ 5,000
2022	5,000
2023	5,000
2024	4,000
	<hr/>
	\$ 19,000

Actuarial Assumptions

The total OPEB liability in the July 1, 2019 actuarial valuation was determined using the following actuarial assumptions adopted by the EUTF's Board of Trustees on January 13, 2020, based on the experience study covering the five-year period ended June 30, 2018 as conducted for the ERS:

Inflation	2.50%
Salary increases	3.50% to 7.00% including inflation
Investment rate of return	7.00%
Healthcare cost trend rates	
PPO*	Initial rate of 8.00% declining to a rate of 4.86% after 12 years
HMO*	Initial rate of 8.00% declining to a rate of 4.86% after 12 years
Part B & Base Monthly Contribution	Initial rates of 5.00% declining to a rate of 4.70% after 11 years
Dental	Initial rates of 5.00% for the first two years, followed by 4.00%
Vision	Initial rates of 0.00% for the first two years, followed by 2.50%
Life insurance	0.00%

* Blended rates for medical and prescription drugs.

Mortality rates are based on system-specific mortality tables utilizing scale BB to project generational mortality improvement.

State of Hawai‘i
Hawaii Housing Finance and Development Corporation
(A Component Unit of the State of Hawai‘i)
Notes to Financial Statements
June 30, 2020

The long-term expected rate of return on OPEB plan investments was determined using a building-block method in which best-estimate ranges of expected future real rates of return (expected returns, net of OPEB plan investment expense and inflation) are developed for each major asset class. These ranges are combined to produce the long-term expected rate of return by weighting the expected future real rates of return by the target asset allocation percentage and by adding expected inflation. The target allocation and best estimates of arithmetic real rates of return for each asset class are summarized in the following table:

Asset Class	Target Allocation	Long-Term Expected Real Rate of Return
Private equity	10.0 %	8.80 %
U.S. microcap	7.0 %	7.30 %
U.S. equity	15.0 %	5.35 %
Non-U.S. equity	17.0 %	6.90 %
Global options	7.0 %	4.75 %
Core real estate	10.0 %	3.90 %
Private credit	6.0 %	5.60 %
Core bonds	3.0 %	1.50 %
TIPS	5.0 %	1.20 %
Long treasuries	6.0 %	2.00 %
Alternative risk premia	5.0 %	2.75 %
Trend following	9.0 %	3.25 %
Total investments	<u>100.0 %</u>	

Single Discount Rate

The discount rate used to measure the net OPEB liability was 7.00%, based on the expected rate of return on OPEB plan investments of 7.00%. Beginning with the fiscal year 2019 contribution, the State's funding policy is to pay the recommended actuarially determined contribution, which is based on layered, closed amortization periods. Based on those assumptions, the OPEB plan's fiduciary net position was projected to be available to make all projected future benefit payments of current active and inactive plan members. Therefore, the long-term expected rate of return on OPEB plan investments was applied to all periods of projected benefit payments to determine the total OPEB liability.

OPEB Plan Fiduciary Net Position

The OPEB plan's fiduciary net position has been determined on the same basis used by the OPEB plan. The EUTF's financial statements are prepared using the accrual basis of accounting under which revenues are recorded when earned and expenses are recorded at the time liabilities are incurred, regardless of the timing of the cash flows. Employer contributions are recognized in the period in which the contributions are due. Benefits and refunds are recognized when due and payable in accordance with the terms of the plan. Investment purchases and sales are recorded on a trade-date basis. Administrative expenses are financed exclusively with investment income.

State of Hawai'i
Hawaii Housing Finance and Development Corporation
(A Component Unit of the State of Hawai'i)
Notes to Financial Statements
June 30, 2020

There were no significant changes after the report measurement date. Detailed information about the OPEB plan's fiduciary net position is available in the separately issued EUTF financial report. The EUTF's complete financial statements are available at <https://eutf.hawaii.gov/reports>.

Changes in Net OPEB Liability

The following table represents a schedule of changes in the Corporation's net OPEB liability. The ending balances are as of the measurement date, July 1, 2019.

	Total OPEB Liability	Plan Fiduciary Net Position	Net OPEB Liability
Balance at July 1, 2019	\$ 11,662,318	\$ 1,346,603	\$ 10,315,715
Service cost	292,488	-	292,488
Interest on total net OPEB liability	921,949	-	921,949
Difference between expected and actual experience	(7,676)	-	(7,676)
Changes of assumptions	74,099	-	74,099
Corporation contributions	-	973,925	(973,925)
Net investment income	-	88,547	(88,547)
Benefit payments	(441,518)	(441,518)	-
Administrative expenses	-	(606)	606
Other	-	205,116	(205,116)
Net change	839,342	825,464	13,878
Balance at June 30, 2020	\$ 12,501,660	\$ 2,172,067	\$ 10,329,593

**Sensitivity to the Net OPEB Liability to Changes in Discount Rate
and Healthcare Cost Trend Rates**

The following table presents the Corporation's net OPEB liability calculated using the discount rate of 7.00%, as well as what the Corporation's net OPEB liability would be if it were calculated using a discount rate that is one percentage point lower (6.00%) or one percentage point higher (8.00%) than the current discount rate:

	1% Decrease (6.00%)	Discount Rate (7.00%)	1% Increase (8.00%)
Corporation's proportionate share of the net OPEB liability	\$ 12,308,000	\$ 10,330,000	\$ 8,769,000

State of Hawai‘i
Hawaii Housing Finance and Development Corporation
(A Component Unit of the State of Hawai‘i)
Notes to Financial Statements
June 30, 2020

The following table presents the Corporation’s net OPEB liability calculated using the assumed healthcare cost trend rate, as well as what the Corporation’s net OPEB liability would be if it were calculated using the trend rate that is one percentage point lower or one percentage point higher than the current healthcare cost trend rate:

	1% Decrease	Healthcare Cost Trend Rate	1% Increase
Corporation’s proportionate share of the net OPEB liability	<u>\$ 8,698,000</u>	<u>\$ 10,330,000</u>	<u>\$ 12,438,000</u>

Payables to the OPEB Plan

The Corporation’s contribution payable to EUTF was paid by June 30, 2020.

Required Supplementary Information and Disclosures

The State’s CAFR includes the required disclosures and required supplementary information on the State’s OPEB plan.

15. Deferred Compensation Plan

The State offers its employees a deferred compensation plan created in accordance with Internal Revenue Code Section 457. The plan, available to all State employees, permits employees to defer a portion of their salary until future years. The deferred compensation is not available to employees until termination, retirement, death or unforeseeable emergency.

All plan assets are held in a trust fund to protect them from claims of general creditors. The State has no responsibility for loss due to the investment or failure of investment of funds and assets in the plan, but does have the duty of due care that would be required of an ordinary prudent investor.

16. Related Party Transactions

Amounts due from the Department of Hawaiian Home Lands (“DHHL”) related to a previous agreement to transfer certain land development rights to DHHL include approximately \$9,098,000. Pursuant to this agreement, DHHL was required to commence 15 annual \$1,700,000 payments to the Corporation in December 2004. Effective at that time, the Corporation recorded the sale of the land and development rights at the net present value of the estimated future cash flow from DHHL using an imputed interest rate of approximately 2.6%. In September 2013, the agreement was amended to extend the term by three years and reduce annual payments from \$2,200,000 to \$1,700,000. As of June 30, 2020, amounts due from DHHL include approximately \$1,283,000 of principal, net of approximately \$17,000 of imputed interest, and approximately \$27,000 of accrued interest receivable. Interest income related to imputed interest on payments due from DHHL was approximately \$55,000 during the year ended June 30, 2020.

The Rental Assistance Revolving Fund provides rent subsidies to lessees of the Corporation’s project. Total rent subsidies approximated \$217,000 during the year ended June 30, 2020. This amount was recorded by the Corporation as rental income in the Dwelling Unit Revolving Fund.

State of Hawai‘i
Hawaii Housing Finance and Development Corporation
(A Component Unit of the State of Hawai‘i)
Notes to Financial Statements
June 30, 2020

The Corporation accrued as of June 30, 2020 and subsequently disbursed \$250,000,000 from the Rental Housing Revolving Fund to the State of Hawai‘i Emergency and Budget Reserve Fund as directed by Act 9 of SLH 2020 (“Act 9”). These amounts were recorded by the Corporation as intergovernmental expense in the Rental Housing Revolving Fund. Act 9 also mandated that the Corporation receive \$250,000,000 in General Obligation bond funds during fiscal year 2021. The Corporation received the bond proceeds in October 2020.

The Corporation received \$2,500,000 from Hawai‘i State Judiciary branch for the development of an affordable multifamily rental housing project in Honolulu. These amounts were recorded by the Corporation as intergovernmental revenue in the Dwelling Unit Revolving Fund.

The Corporation received \$2,000,000 from State of Hawai‘i General Fund for the construction or renovation of temporary housing as directed by Act 128, SLH 2019. These amounts were recorded by the Corporation as intergovernmental revenue in the Dwelling Unit Revolving Fund.

17. Interfund Receivables and Payables

The composition of interfund balances as of June 30, 2020 is as follows:

Receivable Fund	Payable Fund	Amount
Dwelling Unit Revolving Fund	Non-major Enterprise Funds	\$ 1,027,055
Non-major Enterprise Funds	Non-major Enterprise Funds	3,973,038
Non-major Enterprise Funds	Single Family Mortgage Purchase Revenue Bond Fund	3,931
Non-major Enterprise Funds	Rental Housing Revolving Fund	10,263
	Total Proprietary interfund balances	5,014,287
Non-major Enterprise Funds	HOME Investment Partnership Program Fund	2,495
Non-major Enterprise Funds	Housing Trust Fund Program	26,037
	Total Governmental interfund balances	\$ 28,532

These balances are due to interfund goods or services provided or reimbursable expenditures and payments between funds.

18. COVID-19

On March 11, 2020, the World Health Organization declared the outbreak of the coronavirus infection known as COVID-19 to be a global pandemic. The financial impact of COVID-19 on the economy of the United States, including Hawai‘i, is expected to be significant. Management is currently evaluating the short-term and long-term impact that COVID-19 could have on the Corporation’s operations. Because of the uncertainties surrounding the duration and severity of this pandemic, management is unable to make a reasonable estimate regarding the long-term effect on the its operations, cash flows, and financial condition. Management, however, believes that, in the short-term, the Corporation has sufficient resources to continue operations during 2021.

On September 8, 2020, Governor David Ige announced a \$100 million rent relief and housing assistance program to be funded by the Coronavirus Aid, Relief, and Economic Security Act. The Corporation has partnered with two not-for-profit organizations to administer the program.

State of Hawai‘i
Hawaii Housing Finance and Development Corporation
(A Component Unit of the State of Hawai‘i)
Notes to Financial Statements
June 30, 2020

19. Subsequent Events

The Corporation entered into and subsequently completed a purchase and sale agreement for the sale of Kamake'e Vista affordable multifamily rental housing project in Honolulu. The transaction was closed in November 2020 for \$35 million.

The governor's Fourteenth Supplementary (emergency) Proclamation, issued on October 13, 2020, suspended specific provisions of law. Included were Sections 87A-42(b) – (f), HRS, other postemployment benefits trust, 87A-43, HRS, payment of public employer contributions to the other postemployment benefits trust, and 237-31(3), HRS, remittances, related to the requirement for public employers to pay the annual required contribution to the EUTF in the fiscal year 2020–2021.

**Required Supplementary Information
Other than Management's Discussion
and Analysis (Unaudited)**

State of Hawai‘i
Hawaii Housing Finance and Development Corporation
(A Component Unit of the State of Hawai‘i)
Budgetary Comparison Schedule – General Fund (Unaudited)
Year Ended June 30, 2020

	Original and Final Budget	Budgetary Actual	Variance With Final Budget Positive (Negative)
Revenues			
Intergovernmental revenue	\$ 650,000	\$ 635,000	\$ (15,000)
Expenditures			
Programs	650,000	635,000	15,000
Total expenditures	650,000	635,000	15,000
Excess of revenues over expenditures	\$ -	\$ -	\$ -

State of Hawai'i**Hawaii Housing Finance and Development Corporation****(A Component Unit of the State of Hawai'i)****Budgetary Comparison Schedule – HOME Investment Partnership Program
(Unaudited)****Year Ended June 30, 2020**

	Original and Final Budgets	Budgetary Actual	Variance With Final Budget Positive (Negative)
Revenues			
Intergovernmental revenue	<u>\$ 2,812,000</u>	<u>\$ 2,564,179</u>	<u>\$ (247,821)</u>
Expenditures			
Low-income housing service and assistance programs	<u>2,812,000</u>	<u>2,564,179</u>	<u>247,821</u>
Total expenditures	<u>2,812,000</u>	<u>2,564,179</u>	<u>247,821</u>
Excess of revenues over expenditures	<u>\$ -</u>	<u>\$ -</u>	<u>\$ -</u>

State of Hawai‘i**Hawaii Housing Finance and Development Corporation****(A Component Unit of the State of Hawai‘i)****Budgetary Comparison Schedule – Housing Trust Fund Program (Unaudited)****Year Ended June 30, 2020**

	Original and Final Budgets	Budgetary Actual	Variance With Final Budget Positive (Negative)
Revenues			
Intergovernmental revenue	<u>\$ 2,458,000</u>	<u>\$ 1,736,974</u>	<u>\$ (721,026)</u>
Expenditures			
Low-income housing service and assistance programs	<u>2,458,000</u>	<u>1,736,974</u>	<u>721,026</u>
Total expenditures	<u>2,458,000</u>	<u>1,736,974</u>	<u>721,026</u>
Excess of revenues over expenditures	<u>\$ -</u>	<u>\$ -</u>	<u>\$ -</u>

State of Hawai‘i
Hawaii Housing Finance and Development Corporation
(A Component Unit of the State of Hawai‘i)
Notes to Required Supplementary Information (Unaudited)
Year Ended June 30, 2020

1. Budgeting and Budgetary Control

Revenue estimates are provided to the State Legislature at the time of budget consideration and are revised and updated periodically during the fiscal year. Amounts reflected as budgeted revenues in the budgetary comparison schedules are those estimates as compiled and reviewed by the State of Hawai‘i, Department of Budget and Finance.

Budgeted expenditures are derived primarily from the General Appropriations Act of 2005 (Act 178, SLH 2005), and from other authorizations contained in the State Constitution, Hawaii Revised Statutes, and other specific appropriation acts in various SLH.

All expenditures of these appropriated funds are made pursuant to the appropriations in the fiscal 2019–2021 biennial budget. The General Fund, HOME Investment Partnership Program, and Housing Trust Fund Program have legally appropriated annual budgets.

The final legally adopted budget in the accompanying budgetary comparison statements represents the original appropriation, transfers, and other legally authorized legislative and executive changes.

The legal level of budgetary control is maintained at the appropriation line item level by department, program and source of funds as established in the appropriations act. The Governor is authorized to transfer appropriations between programs within the same department and source of funds; however, transfers of appropriations between departments generally require legislative authorization. Records and reports reflecting the detail level of control are maintained by and are available at the Corporation. During the year ended June 30, 2020, there were no expenditures in excess of available appropriations at the legal level of budgetary control.

To the extent not expended or encumbered, general fund appropriations generally lapse at the end of the fiscal year for which the appropriations are made. The State Legislature specifies the lapse date and any other contingencies which may terminate the authorizations for other appropriations.

The Corporation's annual budget is prepared on the budgetary basis of accounting with several differences from the preparation of the statement of revenues, expenditures, and change in fund balances under GAAP, principally related to (1) encumbrance of purchase orders and contract obligations, (2) accrued revenues and expenditures, and (3) unbudgeted programs (federal award programs). A reconciliation of the budgetary to GAAP basis operating results for the year ended June 30, 2020 was as follows:

	General Fund	HOME Investment Partnership Program	Housing Trust Fund Program
Excess of revenues over expenditures – actual (budgetary basis)	\$ -	\$ -	\$ -
Expenses for unbudgeted programs	(191,000)	(959,217)	(6,689)
Transfers	316,000	-	-
Lapsed appropriations	10,000	-	-
Excess (deficiency) of revenues over expenditures – GAAP basis	<u>\$ 135,000</u>	<u>\$ (959,217)</u>	<u>\$ (6,689)</u>

Supplementary Information

State of Hawai‘i
Hawaii Housing Finance and Development Corporation
(A Component Unit of the State of Hawai‘i)
Non-major Enterprise Funds
Combining Statement of Net Position
June 30, 2020

	Rental Assistance Revolving Fund	Housing Finance Revolving Fund	Multifamily Housing Revenue Bond Fund	Disbursing Fund	Total
Assets and Deferred Outflows of Resources					
Current assets					
Equity in cash and cash equivalents and investments in State Treasury	\$ 28,505,801	\$ 9,860,105	\$ -	\$ 1,023,002	\$ 39,388,908
Cash in banks	-	-	-	10,000	10,000
Receivables					
Accrued interest	823,910	49,921	-	-	873,831
Other receivables, less allowance for doubtful accounts of \$135,591	-	33,513	162,005	-	195,518
	823,910	83,434	162,005	-	1,069,349
Due from other funds	-	1,226,608	2,760,624	-	3,987,232
Prepaid expenses and other assets	125,541	-	-	-	125,541
Total current assets	29,455,252	11,170,147	2,922,629	1,033,002	44,581,030
Mortgage loans, net of allowance for loan losses of \$316,964	2,249,985	4,882,665	-	-	7,132,650
Capital assets, net	-	-	-	8,060	8,060
Total assets	31,705,237	16,052,812	2,922,629	1,041,062	51,721,740
Deferred outflows of resources					
Deferred outflows on net pension liability	34,242	288,511	102,941	-	425,694
Deferred outflows on net OPEB liability	32,376	162,434	98,142	-	292,952
Total deferred outflows of resources	66,618	450,945	201,083	-	718,646
Total assets and deferred outflows of resources	\$ 31,771,855	\$ 16,503,757	\$ 3,123,712	\$ 1,041,062	\$ 52,440,386
Liabilities, Deferred Inflows of Resources, and Net Position					
Current liabilities					
Accounts payable	\$ -	\$ 9,963	\$ -	\$ 31,062	\$ 41,025
Accrued expenses	43,227	126,371	99,187	-	268,785
Due to other funds, net	-	3,224,708	-	1,000,000	4,224,708
Due to other State departments	-	-	-	10,000	10,000
Security deposits	-	2,595,849	-	-	2,595,849
Total current liabilities	43,227	5,956,891	99,187	1,041,062	7,140,367
Noncurrent liabilities					
Net OPEB liability	219,214	1,660,636	582,012	-	2,461,862
Net pension liability	231,591	1,723,086	623,714	-	2,578,391
Total liabilities	494,032	9,340,613	1,304,913	1,041,062	12,180,620
Deferred inflows of resources					
Deferred inflows on net pension liability	6,432	57,697	10,249	-	74,378
Deferred inflows on net OPEB liability	2,219	26,365	7,859	-	36,443
Total deferred inflows of resources	8,651	84,062	18,108	-	110,821
Commitments and contingencies					
Net position					
Net investment in capital assets	-	-	-	8,060	8,060
Restricted by legislation and contractual agreements	31,269,172	-	-	-	31,269,172
Unrestricted	-	7,079,082	1,800,691	(8,060)	8,871,713
Total net position	31,269,172	7,079,082	1,800,691	-	40,148,945
Total liabilities, deferred inflows of resources, and net position	\$ 31,771,855	\$ 16,503,757	\$ 3,123,712	\$ 1,041,062	\$ 52,440,386

See accompanying independent auditors' report.

State of Hawai‘i
Hawaii Housing Finance and Development Corporation
(A Component Unit of the State of Hawai‘i)
Non-major Enterprise Funds
Combining Statement of Revenues, Expenses, and Change in Net Position
Year Ended June 30, 2020

	Rental Assistance Revolving Fund	Housing Finance Revolving Fund	Multifamily Housing Revenue Bond Fund	Disbursing Fund	Total
Operating revenues					
Interest on mortgages, notes, loans and mortgage-backed securities	\$ 108,188	\$ 13,177	\$ -	\$ -	\$ 121,365
Other	-	1,557,861	654,969	-	2,212,830
Total operating revenues	108,188	1,571,038	654,969	-	2,334,195
Operating expenses					
Personnel services	224,438	837,146	662,608	-	1,724,192
Housing assistance payments	1,609,440	-	-	-	1,609,440
Administration	36,996	188,873	28,753	-	254,622
Professional services	17,120	46,218	94,769	-	158,107
Insurance	108	135	135	-	378
Provision for losses	-	256,722	-	-	256,722
Capital expenses	101	1,077	-	-	1,178
Other	53	2,209	-	-	2,262
Total operating expenses	1,888,256	1,332,380	786,265	-	4,006,901
Operating income (loss)	(1,780,068)	238,658	(131,296)	-	(1,672,706)
Nonoperating revenues (expenses)					
Interest income	483,283	154,921	-	-	638,204
Net decrease in fair value of other investments	(5,577)	-	-	-	(5,577)
Other expenses	-	(210)	-	-	(210)
Total nonoperating revenues	477,706	154,711	-	-	632,417
Change in net position	(1,302,362)	393,369	(131,296)	-	(1,040,289)
Net position					
Beginning of year	32,571,534	6,685,713	1,931,987	-	41,189,234
End of year	\$ 31,269,172	\$ 7,079,082	\$ 1,800,691	\$ -	\$ 40,148,945

See accompanying independent auditors' report.

State of Hawai‘i
Hawaii Housing Finance and Development Corporation
(A Component Unit of the State of Hawai‘i)
Non-major Enterprise Funds
Combining Statement of Cash Flows
Year Ended June 30, 2020

	Rental Assistance Revolving Fund	Housing Finance Revolving Fund	Multifamily Housing Revenue Bond Fund	Disbursing Fund	Total
Cash flows from operating activities					
Cash received from tenants	\$ -	\$ 581,980	\$ -	\$ -	\$ 581,980
Cash received from borrowers					
Principal repayments	-	25,020	-	-	25,020
Interest income	94,923	12,929	-	-	107,852
Payments to employees	(185,355)	(757,140)	(563,865)	-	(1,506,360)
Payments to suppliers	(1,791,153)	(253,940)	(123,657)	(110,695)	(2,279,445)
Cash receipts from other funds	-	146,078	51,729	300,000	497,807
Other cash receipts	-	1,522,286	635,793	-	2,158,079
Net cash provided by (used in) operating activities	<u>(1,881,585)</u>	<u>1,277,213</u>	<u>-</u>	<u>189,305</u>	<u>(415,067)</u>
Cash flows from capital and related financing activities					
Sale of capital assets	-	-	-	3,720	3,720
Net cash provided by capital and related financing activities	<u>-</u>	<u>-</u>	<u>-</u>	<u>3,720</u>	<u>3,720</u>
Cash flows from investing activities					
Proceeds from maturities of investments	845,000	-	-	-	845,000
Interest received	642,895	285,630	-	-	928,525
Net cash provided by investing activities	<u>1,487,895</u>	<u>285,630</u>	<u>-</u>	<u>-</u>	<u>1,773,525</u>
Net increase (decrease) in cash and cash equivalents	(393,690)	1,562,843	-	193,025	1,362,178
Cash and cash equivalents					
Beginning of year	28,899,491	8,297,262	-	839,977	38,036,730
End of year	<u>\$ 28,505,801</u>	<u>\$ 9,860,105</u>	<u>\$ -</u>	<u>\$ 1,033,002</u>	<u>\$ 39,398,908</u>
Components of cash and cash equivalents					
Equity in cash and cash equivalents and investments in State Treasury	\$ 28,505,801	\$ 9,860,105	\$ -	\$ 1,023,002	\$ 39,388,908
Cash in banks	-	-	-	10,000	10,000
Cash and cash equivalents	<u>\$ 28,505,801</u>	<u>\$ 9,860,105</u>	<u>\$ -</u>	<u>\$ 1,033,002</u>	<u>\$ 39,398,908</u>
Cash flows from operating activities					
Reconciliation of operating income (loss) to net cash provided by (used in) operating activities					
Operating income (loss)	\$ (1,780,068)	\$ 238,658	\$ (131,296)	\$ -	\$ (1,672,706)
Adjustments to reconcile operating income (loss) to net cash provided by (used in) operating activities					
Provision for losses	-	256,722	-	-	256,722
Net pension expense	23,413	110,947	70,403	-	204,763
Net OPEB benefit	(3,508)	(16,622)	(10,548)	-	(30,678)
Changes in assets and liabilities					
Mortgage loans receivable	-	25,020	-	-	25,020
Accrued interest receivable	(13,265)	(248)	-	-	(13,513)
Other receivables	-	(33,513)	(19,176)	-	(52,689)
Due from other funds	-	136,171	51,729	-	187,900
Prepaid expenses and other assets	(109,553)	-	-	-	(109,553)
Accounts payable	(17,782)	(17,490)	-	(110,695)	(145,967)
Other accrued expenses	19,178	(14,319)	38,888	-	43,747
Due to other funds	-	9,907	-	300,000	309,907
Security deposits	-	581,980	-	-	581,980
Net cash provided by (used in) operating activities	<u>\$ (1,881,585)</u>	<u>\$ 1,277,213</u>	<u>\$ -</u>	<u>\$ 189,305</u>	<u>\$ (415,067)</u>

See accompanying independent auditors' report.

State of Hawai‘i
Hawaii Housing Finance and Development Corporation
(A Component Unit of the State of Hawai‘i)
Reconciliation of Cash and Short-Term Investments
June 30, 2020

The Corporation’s cash and short-term investments consist of the following as of June 30, 2020:

Equity in State Treasury investment pool – Government-wide	\$ 628,530,471
Cash in banks	6,061,968
Cash held by third parties	1,106,135
Restricted cash and cash equivalents held by trustee	14,888,678
Deposits held in trust	536,303
Restricted deposits held in escrow	1,010,162
	<u>\$ 652,133,717</u>

Total cash and short-term investments are in agreement with the State Comptroller’s central accounting records as of June 30, 2020, as reconciled below:

	Appropriation Symbol	Balance at June 30, 2020
Cash in State Treasury		
Special Funds	S-17-375-B	\$ 220,552
	S-18-375-B	1,554,507
	S-19-314-B	7,464
	S-19-321-B	60,125
	S-19-375-B	3,262,420
	S-19-376-B	1,053,335
	S-19-378-B	197,632
	S-20-314-B	991,270
	S-20-320-B	95,553
	S-20-321-B	365,966
	S-20-375-B	122,081,569
	S-20-376-B	8,384,103
	S-20-378-B	28,309,071
	S-20-380-B	297,647,476
	S-20-382-B	67,167,372
	S-20-390-B	97,469,866
		<u>628,868,281</u>
Total cash held in State Treasury, as reported by State Comptroller’s accounting records		<u>628,868,281</u>

See accompanying independent auditors’ report.

State of Hawai‘i
Hawaii Housing Finance and Development Corporation
(A Component Unit of the State of Hawai‘i)
Reconciliation of Cash and Short-Term Investments
June 30, 2020

	Balance at June 30, 2020
Balance carried forward	<u>628,868,281</u>
Reconciling items	
Journal vouchers not recorded by DAGS	1,321
Journal vouchers not recorded on books	104,640
Restricted cash held in State Treasury	(443,771)
Cash and short-term investments held outside State Treasury	
Cash in bank	6,061,968
Cash held by third parties	1,106,135
Restricted cash and cash equivalents held by trustee	14,888,678
Deposits held in trust	536,303
Restricted deposits held in escrow	<u>1,010,162</u>
	<u>23,603,246</u>
Cash and short-term investments on Statement of Net Position	<u><u>\$ 652,133,717</u></u>

See accompanying independent auditors' report.

State of Hawai‘i
Hawaii Housing Finance and Development Corporation
(A Component Unit of the State of Hawai‘i)
Schedule of Expenditures of Federal Awards
Year Ended June 30, 2020

Federal Grantor/Program or Cluster Title	Federal CFDA Number	Federal Expenditures	Amount Provided to Subrecipients
U.S. Department of Housing and Urban Development			
HOME Investment Partnership Program	14.239	\$ 3,901,286	\$ 3,746,110
Housing Trust Fund	14.275	<u>1,743,664</u>	<u>1,507,052</u>
Total federal expenditures		<u>\$ 5,644,950</u>	<u>\$ 5,253,162</u>

See accompanying independent auditors' report and
notes to the schedule of expenditures of federal awards.

State of Hawai'i
Hawaii Housing Finance and Development Corporation
(A Component Unit of the State of Hawai'i)
Notes to Schedule of Expenditures of Federal Awards
Year Ended June 30, 2020

1. Basis of Presentation

The accompanying schedule of expenditures of federal awards includes the federal grant activity of the Corporation and is presented on the cash basis of accounting. The information in this schedule is presented in accordance with the requirements of the Uniform Guidance. Therefore, some amounts presented in this schedule may differ from amounts presented in, or used in the preparation of, the basic financial statements.

2. Indirect Costs

The Corporation has elected not to use the 10% de minimis indirect cost rate allowed under the Uniform Guidance.

See accompanying independent auditors' report.

PART II

Compliance and Internal Control



CERTIFIED PUBLIC ACCOUNTANTS

**Report of Independent Auditors on Internal Control Over Financial
Reporting and on Compliance and Other Matters Based on an
Audit of Financial Statements Performed in Accordance With
*Government Auditing Standards***

The Auditor
State of Hawai'i

The Board of Directors
Hawaii Housing Finance and Development Corporation

We have audited, in accordance with the auditing standards generally accepted in the United States of America and the standards applicable to the financial audits contained in *Government Auditing Standards* issued by the Comptroller General of the United States, the financial statements of the governmental activities, the business-type activities, each major fund, and the aggregate remaining fund information of the State of Hawai'i, Hawaii Housing Finance and Development Corporation (the "Corporation") as of and for the year ended June 30, 2020, and the related notes to the financial statements, which collectively comprise the Corporation's basic financial statements, and have issued our report thereon dated December 11, 2020.

Internal Control Over Financial Reporting

In planning and performing our audit of the financial statements, we considered the Corporation's internal control over financial reporting ("internal control") to determine the audit procedures that are appropriate in the circumstances for the purpose of expressing our opinions on the financial statements, but not for the purpose of expressing an opinion on the effectiveness of the Corporation's internal control. Accordingly, we do not express an opinion on the effectiveness of the Corporation's internal control.

A deficiency in internal control exists when the design or operation of a control does not allow management or employees, in the normal course of performing their assigned functions, to prevent, or detect and correct, misstatements on a timely basis. A material weakness is a deficiency, or a combination of deficiencies, in internal control, such that there is a reasonable possibility that a material misstatement of the entity's financial statements will not be prevented, or detected and corrected on a timely basis. A significant deficiency is a deficiency, or a combination of deficiencies, in internal control that is less severe than a material weakness, yet important enough to merit attention by those charged with governance.

Our consideration of internal control was for the limited purpose described in the first paragraph of this section and was not designed to identify all deficiencies in internal control that might be material weaknesses or significant deficiencies. Given these limitations, during our audit, we did not identify any deficiencies in internal control that we consider to be material weaknesses. However, material weaknesses may exist that have not been identified.

999 BISHOP STREET, SUITE 1900
HONOLULU, HAWAII 96813
TELEPHONE: 808 531 3400 FACSIMILE: 808 531 3433

Accuity LLP is a member of the global network of Baker Tilly International Limited, the members of which are separate and independent legal entities.

Compliance and Other Matters

As part of obtaining reasonable assurance about whether the Corporation's financial statements are free from material misstatement, we performed tests of its compliance with certain provisions of laws, regulations, contracts and grant agreements, noncompliance with which could have a direct and material effect on the financial statements. However, providing an opinion on compliance with those provisions was not an objective of our audit, and accordingly, we do not express such an opinion. The results of our tests disclosed no instances of noncompliance or other matters that are required to be reported under *Government Auditing Standards*.

Purpose of this Report

The purpose of this report is solely to describe the scope of our testing of internal control and compliance and the results of that testing, and not to provide an opinion on the effectiveness of the Corporation's internal control or on compliance. This report is an integral part of an audit performed in accordance with *Government Auditing Standards* in considering the Corporation's internal control and compliance. Accordingly, this communication is not suitable for any other purpose.

The image shows a handwritten signature in black ink that reads "Accuity LLP". The signature is written in a cursive, flowing style.

Honolulu, Hawai'i
December 11, 2020



CERTIFIED PUBLIC ACCOUNTANTS

Report of Independent Auditors on Compliance for Each Major Federal Program and on Internal Control Over Compliance Required by the Uniform Guidance

The Auditor
State of Hawai'i

The Board of Directors
Hawaii Housing Finance and Development Corporation

Report on Compliance for Each Major Federal Program

We have audited the State of Hawai'i, Hawaii Housing Finance and Development Corporation's (the "Corporation") compliance with the types of compliance requirements described in the OMB *Compliance Supplement* that could have a direct and material effect on the Corporation's major federal program for the year ended June 30, 2020. The Corporation's major federal program is identified in the summary of auditors' results section of the accompanying schedule of findings and questioned costs.

Management's Responsibility

Management is responsible for compliance with the requirements of laws, regulations, contracts and grants applicable to its federal programs.

Auditors' Responsibility

Our responsibility is to express an opinion on compliance for each of the Corporation's major federal programs based on our audit of the types of compliance requirements referred to above. We conducted our audit of compliance in accordance with auditing standards generally accepted in the United States of America; the standards applicable to financial audits contained in *Government Auditing Standards*, issued by the Comptroller General of the United States; and the audit requirements of Title 2 U.S. Code of Federal Regulations Part 200, *Uniform Administrative Requirements, Cost Principles, and Audit Requirements for Federal Awards* ("Uniform Guidance"). Those standards and the Uniform Guidance require that we plan and perform the audit to obtain reasonable assurance about whether noncompliance with the types of compliance requirements referred to above that could have a direct and material effect on a major federal program occurred. An audit includes examining, on a test basis, evidence about the Corporation's compliance with those requirements and performing such other procedures as we considered necessary in the circumstances.

We believe that our audit provides a reasonable basis for our opinion on compliance for the major federal program. However, our audit does not provide a legal determination of the Corporation's compliance.

Opinion on Each Major Federal Program

In our opinion, the Corporation complied, in all material respects, with the types of compliance requirements referred to above that could have a direct and material effect on its major federal program for the year ended June 30, 2020.

999 BISHOP STREET, SUITE 1900
HONOLULU, HAWAII 96813
TELEPHONE: 808 531 3400 FACSIMILE: 808 531 3433

Accuity LLP is a member of the global network of Baker Tilly International Limited, the members of which are separate and independent legal entities.

Report on Internal Control over Compliance

Management of the Corporation is responsible for establishing and maintaining effective internal control over compliance with the types of compliance requirements referred to above. In planning and performing our audit of compliance, we considered the Corporation's internal control over compliance with the types of requirements that could have a direct and material effect on each major federal program to determine the auditing procedures that are appropriate in the circumstances for the purpose of expressing an opinion on compliance for each major federal program and to test and report on internal control over compliance in accordance with the Uniform Guidance, but not for the purpose of expressing an opinion on the effectiveness of internal control over compliance. Accordingly, we do not express an opinion on the effectiveness of the Corporation's internal control over compliance.

A deficiency in internal control over compliance exists when the design or operation of a control over compliance does not allow management or employees, in the normal course of performing their assigned functions, to prevent, or detect and correct, noncompliance with a type of compliance requirement of a federal program on a timely basis. A material weakness in internal control over compliance is a deficiency, or combination of deficiencies, in internal control over compliance, such that there is a reasonable possibility that material noncompliance with a type of compliance requirement of a federal program will not be prevented, or detected and corrected, on a timely basis. A significant deficiency in internal control over compliance is a deficiency, or a combination of deficiencies, in internal control over compliance with a type of compliance requirement of a federal program that is less severe than a material weakness in internal control over compliance, yet important enough to merit attention by those charged with governance.

Our consideration of internal control was for the limited purpose described in the first paragraph of this section and was not designed to identify all deficiencies in internal control over compliance that might be material weaknesses or significant deficiencies. We did not identify any deficiencies in internal control over compliance that we consider to be material weaknesses. However, material weaknesses may exist that have not been identified.

The purpose of this report on internal control over compliance is solely to describe the scope of our testing of internal control over compliance and the results of that testing based on the requirements of the Uniform Guidance. Accordingly, this report is not suitable for any other purpose.

Accuity LLP

Honolulu, Hawai'i
December 11, 2020

State of Hawai'i
Hawaii Housing Finance and Development Corporation
(A Component Unit of the State of Hawai'i)
Schedule of Findings and Questioned Costs
Year Ended June 30, 2020

Section I – Summary of Auditors' Results

Financial Statements

Type of auditors' report issued	Unmodified	
Internal control over financial reporting		
• Material weakness(es) identified?	<input type="checkbox"/> Yes	<input checked="" type="checkbox"/> No
• Significant deficiency(ies) identified?	<input type="checkbox"/> Yes	<input checked="" type="checkbox"/> None reported
Noncompliance material to financial statements noted?	<input type="checkbox"/> Yes	<input checked="" type="checkbox"/> No

Federal Awards

Internal control over major programs		
• Material weakness(es) identified?	<input type="checkbox"/> Yes	<input checked="" type="checkbox"/> No
• Significant deficiency(ies) identified?	<input type="checkbox"/> Yes	<input checked="" type="checkbox"/> None reported
Type of auditors' report issued on compliance for major programs	Unmodified	
Any audit findings disclosed that are required to be reported in accordance with the Uniform Guidance	<input type="checkbox"/> Yes	<input checked="" type="checkbox"/> No
Identification of major programs		

CFDA

Number	Name of Federal Program
14.239	HOME Investment Partnership Program

Dollar threshold used to distinguish between Type A and Type B programs	\$750,000
Auditee qualified as low-risk auditee?	<input checked="" type="checkbox"/> Yes <input type="checkbox"/> No

State of Hawai‘i
Hawaii Housing Finance and Development Corporation
(A Component Unit of the State of Hawai‘i)
Schedule of Findings and Questioned Costs
Year Ended June 30, 2020

Section II – Financial Statement Findings


No current year financial statement findings.

Section III – Federal Award Findings and Questioned Costs

No current year federal award findings and questioned costs.

Summary Schedule of Prior Audit Findings

DAVID Y. IGE
GOVERNOR



DENISE ISERI-MATSUBARA
EXECUTIVE DIRECTOR

STATE OF HAWAII
DEPARTMENT OF BUSINESS, ECONOMIC DEVELOPMENT & TOURISM
HAWAII HOUSING FINANCE AND DEVELOPMENT CORPORATION
677 QUEEN STREET, SUITE 300
Honolulu, Hawaii 96813
FAX: (808) 587-0600

IN REPLY REFER TO:
20:FMB/059 *Ho*

December 11, 2020

Accuity LLP
First Hawaiian Center
999 Bishop Street, Suite 1900
Honolulu, Hawaii 96813

Attached is our Summary Schedule of Prior Year Audit Findings issued in connection with the Uniform Guidance.

If you should have any questions, please contact Holly Osumi, Chief Financial Officer, at 587-0601.

Sincerely,

A handwritten signature in black ink, appearing to read "Denise".

Denise Iseri-Matsubara
Executive Director

Attachment

State of Hawai'i
Hawaii Housing Finance and Development Corporation
(A Component Unit of the State of Hawai'i)
Summary Schedule of Prior Audit Findings
Year Ended June 30, 2020

<u>Finding No.</u>	<u>Description</u>	<u>Classification</u>	<u>Status</u>		<u>Current Year Finding No.</u>
			<u>Resolved</u>	<u>Unresolved</u>	
2019-001	Written Policies, Procedures and Systems	Significant Deficiency	X		