



HAWAII HEALTH SYSTEMS
C O R P O R A T I O N
Quality Healthcare For All

**Hawaii Health Systems Corporation (HHSC)
2020 Legislative Budget Briefing**

COMMITTEE ON WAYS & MEANS
Senator Donovan M. Dela Cruz, Chair
Senator Gilbert S.C. Keith-Agaran, Vice Chair

COMMITTEE ON COMMERCE, CONSUMER PROTECTION, AND HEALTH
Senator Rosalyn H. Baker, Chair
Senator Stanley Chang, Vice Chair

**Thursday, January 16, 2020
12:30 p.m.
Room 211
State Capitol**

HHSC's Mission

The mission of Hawaii Health Systems Corporation is to provide accessible, high quality, cost-effective services that address the healthcare needs of Hawaii's unique island communities.

Background

Hawaii Health Systems Corporation (HHSC) plays a vital role in the healthcare delivery system for the State of Hawaii. In fiscal year 2019, HHSC provided the care for approximately **12%** of all acute care discharges and **18%** of all emergency room visits statewide and was the largest provider of healthcare on the Neighbor Islands excluding the County of Maui. Additionally, HHSC's breakdown of service delivery included the following:

- For Hawaii county residents, HHSC facilities provided the care for approximately 69% of all acute care discharges and approximately 84% of all emergency room visits;
- For Kauai county residents, HHSC facilities provided the care for approximately 19% of all acute care discharges and 37% of all emergency room visits; and

3675 KILAUEA AVENUE • HONOLULU, HAWAII 96816 • PHONE: (808) 733-4020 • FAX: (808) 733-4028

- For residents of the City and County of Honolulu, the two Oahu Region facilities accounted for approximately 12% of the total inpatient licensed skilled nursing/intermediate care capacity for the county.

Current Conditions

Healthcare today is a very complex, highly regulated, and rapidly changing business with constant pressure from payors to deliver higher quality care at a lower cost. Development of health information technology, physician networks, quality improvement, and expertise in healthcare compliance rules and regulations and the revenue cycle is essential for successful hospital operations. Private hospitals have invested substantially in these areas while HHSC, with limited resources, is challenged to keep pace.

Challenges

HHSC hospitals face challenges such as:

- Large percentage of Medicaid/QUEST and uninsured patients.
- Inadequate government and third-party reimbursements for healthcare services.
- Labor costs well above industry norms
- Escalating costs related to physician and clinical staff recruitment and retention.
- Small scale operations which are costly to maintain.
- The need for capital investment in new medical technology.
- Aging facilities, with life and safety code issues and deferred maintenance, well beyond the average for similar facilities across the country.
- The impact of national changes to healthcare policy, federal mandates, and federal budget reductions.

Accomplishments

In spite of its many challenges, HHSC continues to provide high quality healthcare to the island communities it serves and is making progress in key areas. The following are some of the major accomplishments over the past year:

- HHSC's four operating regions managed to increase their operating revenues approximately 2% from fiscal year 2018 to fiscal year 2019. The increases in revenues for fiscal year 2019 were realized despite an approximately 4% decrease in acute and long-term care admissions from the prior year. In fact, since 1998, HHSC revenues for its four operating regions have increased by almost \$266 million, or almost **200%**, despite increasing downward pressures on reimbursement from governmental and commercial payors. In addition to the provision of new critical service lines, these increases have come from intense

focus on better negotiations with third party payors, better documentation, improved billing, coding and collection procedures, strategic pricing initiatives and other measures.

- Maluhia achieved the highest possible five-star rating from Medicare's Nursing Home Compare website. Kauai Veterans Memorial Hospital and Leahi Hospital received a four-star rating.
- With the assistance of capital improvement appropriations provided by the Legislature, Kona Community Hospital has completed a total renovation of two operating rooms, with a third scheduled for completion in February 2020.
- Since 2016, Hilo Medical Center was awarded a four-star rating by the Center for Medicare and Medicaid Services, which puts it among the top 10% of hospitals in the nation. Hilo Medical Center is one of only eight hospitals in the State of Hawaii which received a ranking of four stars or higher.
- Hilo Medical Center also received national recognition and "A" ratings by Healthgrades and Leapfrog for leading in patient safety excellence.
- The Hawaii Island Family Residency Program graduated its third class of three residents. Five new residents were welcomed into the Residency Program's fifth class.
- In January 2019, the Kauai Region opened the Urgent Care Clinic in Poipu and patient volume has steadily increased to approximately 30 patients per day.

Federal Funds

HHSC's primary source of federal funds is payment from the Medicare program which accounts for approximately 40% of HHSC's gross revenues. CMS is determined to decrease hospital reimbursements which will be challenging for HHSC to mitigate. This may be exacerbated by the Presidential Administration's efforts to dismantle the Affordable Care Act and replace it with something else. Our only recourse is to continue to seek efficiencies, maximize available reimbursement and grow services to bring in more revenue.

Non-General Funds

HHSC's non-general funds report is attached to this memo.

HHSC REQUEST

Emergency Appropriation

Assuming that the Governor will release the 10% general fund restriction of \$12,350,100 that the Administration imposed in August 2019, **HHSC does not anticipate requiring an emergency appropriation in fiscal year 2020.** HHSC is only able to do this because HHSC will be using existing working capital to fund its' anticipated \$32 million cash flow deficit in fiscal year 2020 will leave HHSC at

dangerously low cash balances going into fiscal year 2021. The existing working capital resulted from savings from the actual compared to the budgeted fringe benefit rate assessments going back to fiscal year 2018. Without the release of restrictions, HHSC anticipates being at dangerous cash and accounts payable positions by the start of May 2020.

Fiscal Year 2021 Supplemental Budget Request (HTH 210 & 212)

In the 2019 Legislative Session, the Legislature appropriated the following general fund and capital improvement project appropriations for HTH 210 (Corporate Office) and HTH 212 (HHSC Regions) for fiscal years 2020 and 2021:

HTH 210, 212, 213: HHSC REGIONS, CORPORATE OFFICE		
Funding Type	FY 2020 (Act 5 2019 Session)	FY 2021 (Act 5 2019 Session)
General Fund Appropriations for Operations	125,701,003	105,701,003
Grant In Aid for Hale Makua	285,000	-
TOTAL GENERAL FUND APPROPRIATIONS	125,986,003	105,701,003
CIP APPROPRIATIONS	23,999,000	21,499,000

For HTH212, HHSC Regions, HHSC is requesting a total of \$151,968,003 for fiscal year 2021 in general fund appropriations, broken down as follows:

JUSTIFICATION FOR ADDITIONAL FUNDING REQUEST:

	FY 21
General Fund Appropriation per Act 5, 2019 Session	\$105,701,003
HHSC “Base” General Fund Request:	
Prior Collective Bargaining Raises for which roll-forward funding was not provided	\$24,080,000
Known Cumulative UPW collective bargaining raises	\$13,179,000
Increase in Fringe Benefit Rate (3%)	\$5,850,000
Inflation on Non-Payroll Expenses	\$3,158,000
TOTAL HHSC “BASE” REQUEST	\$46,267,000
Total General Fund Appropriations Requested for FY 21	\$151,968,003

As shown above, the primary basis for HHSC’s request is to fund collective bargaining raises for which no general fund appropriations were provided in HHSC’s general fund appropriations base for fiscal year 2021, as such adjustments were marked as “non-recurring” in the 2019 budget bill. During the 2017 Regular Legislative Session and the

2017 Special Legislative Session, the State negotiated pay raises as part of the collective bargaining agreements with the two public sector unions. HHSC did not approve nor negotiate these collective bargaining pay raises. The cumulative impact of the collective bargaining pay raises for fiscal years 2018 and 2019 (including fringe benefits) that is included in HHSC's expense base is approximately \$24,080,000. In addition, the State entered into a contract with UPW for a four-year period. HHSC's calculated cumulative value of these raises is \$13,179,000 in fiscal year 2021. Further, the State of Hawaii is currently assessing HHSC a fringe benefit rate of 63.08%, which is 3.08% higher than the 60% fringe benefit rate funded by the Legislature. Accordingly, HHSC is seeking an additional \$5,850,000 in general fund appropriations to pay this increase in fringe benefit expense over which HHSC has no control. In addition, HHSC has estimated the impact of inflation increases on non-payroll expenses (e.g. medical supplies, pharmaceuticals, clinical laboratory services, office supplies, etc.) to be between 2.3% and 4.2% depending on the expense category using a national healthcare inflation index. These inflationary increases equate to an additional \$3,158,000 in expense increases for HHSC in fiscal year 2021. None of these items were funded in HHSC's base general fund appropriation amount of \$105,701,003.

HHSC's base request is what HHSC believes is necessary to continue to provide the same level of quality healthcare it has been providing to its communities without reducing services, as it did in 2016 when funding was not sufficient to maintain current operations.

A summary of the amounts appropriated for fiscal years 2018 - 2020, requested by HHSC for FY 2021, and recommended by the Governor for FY 2021 are summarized below.

HTH 210, 212, 213: HHSC REGIONS, CORPORATE OFFICE						
Funding Type	FY 2018	FY 2019	FY 2020 (Act 5 2019 Session)	FY 2021 (Act 5 2019 Session)	FY 21 HHSC Supplemental Request	FY 2021 Gov Rec
General Fund Appropriations for Operations	110,501,003	116,931,972	125,701,003	105,701,003	151,968,003	127,301,003
Oahu Region Requests	-	-	-	-	10,700,000	-
Grant In Aid for Hale Makua	400,000	-	285,000	-	-	-
TOTAL GENERAL FUND APPROPRIATIONS	110,901,003	118,431,972	125,986,003	105,701,003	162,668,003	127,301,003
CIP APPROPRIATIONS	21,352,000	10,490,000	23,999,000	21,499,000	59,720,000	27,749,000

Kahuku Medical Center Biennium Budget Request (HTH 211)

In Act 5 of the 2019 Legislative Session, Kahuku Medical Center received \$1,800,000 in general fund appropriations each year of fiscal year 2020 and 2021, and \$1,500,000 in capital improvement project appropriations only for fiscal year 2020. Kahuku Medical Center is requesting additional general fund appropriations for fiscal year 2021 of \$2,728,173, bringing their total requested general fund appropriation up to \$4,528,173. These additional requests are to fund wage increases and additional positions so that

Kahuku Medical Center can continue to be competitive for healthcare workers and increase revenues and operating efficiencies. They are also requesting \$800,000 for fiscal year 2021 in capital improvement project appropriations. We understand that Kahuku Medical Center will be submitting separate testimony to explain their funding requests. A summary of their requests are provided below.

HTH 211: KAHUKU MEDICAL CENTER						
Funding Type	FY 2018	FY 2019	FY 2020 (Act 5 2019 Session)	FY 2021 (Act 5 2019 Session)	FY 21 Kahuku Supplemental Request	FY 2021 Gov Rec
General Fund Appropriations for Operations	1,800,000	1,800,000	1,800,000	1,800,000	4,528,173	2,550,000
CIP APPROPRIATIONS	1,650,000	-	1,500,000	-	800,000	1,000,000

Maui Health System Biennium Budget Request (HTH 214)

HHSC understands that Maui Health System will be presenting separate testimony on its funding requests.

Conclusion

Despite our progress in financial performance as indicated under “Accomplishments” above, HHSC is unable to keep up with collective bargaining pay increases and mandated increases in the fringe rate for pension and retiree health insurance costs (OPEB). The inability to generate sufficient revenue to cover these costs led to reductions in personnel and services in fiscal year 2016, and may lead to future reductions in personnel and services unless general fund appropriations are provided to cover these rising costs.

HHSC is continuously analyzing how to better meet the challenges of delivering vital health care to the communities it serves. In doing so, HHSC continues to evaluate its current operations to see where there may be opportunities for the system as a whole to operate more efficiently and effectively in providing accessible, high quality services that address the healthcare needs of Hawaii’s unique island communities.

Report on Non-General Fund Information
for Submittal to the 2020 Legislature

s
Department: HTH
Prog ID(s): HTH 210 and HTH 212 (HTH 212 from FY 2010)
Name of Fund: Hawaii Health Systems Corporation - Corporate Office / Regions
Legal Authority: 323F-7

Contact Name: Nadine Asai
Phone: 733-4026
Fund type (MOF): Special
Appropriation Acct. No. S-xx-320-H and S-xx356-H

Intended Purpose:

The purpose of this account is to deposit all fees, proceeds, reimbursements, and other that is owed to or received by the Corporation.

Source of Revenues:

Medicare/Medicaid, HMSA, Quest, Kaiser, Other Third Party Patients, Sale of Meals, and other Miscellaneous Sources

Current Program Activities/Allowable Expenses:

Corporation: The major activities carried out by HHSC Corporation include policy formulation, hospital system governance, business development, quality assurance, strategic direction, planning and coordination, financial management, legal counsel, personnel management, materials management, information systems, and technical services to support its community hospitals.

Regions: The major activities and service provided by the twelve community facilities constitute the primary hospital acute care provider on the neighbor islands, and, in most instances, the only inpatient hospital services in rural locations. Acute inpatient services include surgical, medical, critical care, obstetrics, pediatric, and psychiatric care. Outpatient care services include ambulatory surgery, home health, and emergency room services. Clinical services include nursing, anesthesiology, central supply, radiology, oncology, pathology, respiratory therapy, physical and occupational therapy, social services, pharmacy, and dietary. Support services include administration, admitting, business, personnel, data processing, medical records, logistics, housekeeping, and maintenance.

Purpose of Proposed Ceiling Adjustment (if applicable): n/a

Variances:

Expenditure variance is due to collective bargaining pay raises.

Financial Data (in 000's)							
	FY 2016	FY 2017	FY 2018	FY 2019	FY 2020	FY 2021	FY 2022
	(actual)	(actual)	(actual)	(actual)	(estimated)	(estimated)	(estimated)
Appropriation Ceiling	554,137	560,080	582,539	582,539	596,709		
Beginning Cash Balance	86,485	102,833	114,576	125,511	85,855	54,015	(6,708)
Revenues	645,687	681,954	483,165	399,710	419,682	429,118	433,409
General Funds	109,172	110,690	112,302	118,432	125,701	105,701	105,701
Expenditures	718,305	746,370	595,424	550,429	556,570	573,483	590,687
Repayment on Capital Lease							
Obligation, long-term debt interest	21,998	23,445	11,128	4,772	12,883	8,701	9,000
Other - Short-term investment	(1,792)	(1,006)	8,461	2,597	7,770	13,358	10,000
Loss on Disposal of Fixed Assets				0			
Transfers							
Transfer Agreement Expense		(12,092)					
Transfer of Appropriations from B&F for Maui severance			30,481				
Net Total Transfers	0	(12,092)	30,481	0	0	0	0
Ending Cash Balance	102,833	114,576	125,511	85,855	54,015	(6,708)	(77,285)
Encumbrances							
Unencumbered Cash Balance	102,833	114,576	125,511	85,855	54,015	(6,708)	(77,285)

Additional Information:

Amount Req. by Bond Covenants							
Amount from Bond Proceeds							
Amount Held in CODs, Escrow Accounts, or Other Investments							

**Beginning FY 2010, the Legislature separated the Corporate Office from the Regions and created HTH 212 for the Regions and left HTH 210 for the Corporate Office.

Effective July 1, 2017 Maui Memorial Medical Center, Kula Hospital and Lanai Community became Maui Health Systems, a Kaiser Foundation, LLC

Department: HTH
 Prog ID(s): HTH 210
 Name of Fund: Weinberg Grant Fund
 Legal Authority: 323F-7

Contact Name: Nadine Asai
 Phone: 733-4026
 Fund type (MOF) Trust
 Appropriation Acct. No. Funds held outside of Treasury

Intended Purpose:

The Hawaii Health Systems Corporation was awarded a grant from the Harry and Jeannette Wienberg Foundation for telemedicine and telehealth infrastructure equipment and related expense.

Source of Revenues:

Grant from the Harry and Jeannette Weinberg Foundation

Current Program Activities/Allowable Expenses:

The account remains open, but for the past years there have been no transaction with the exception of interest and account analysis fee.

Purpose of Proposed Ceiling Adjustment (if applicable): n/a

Variances:

Financial Data							
	FY 2016	FY 2017	FY 2018	FY 2019	FY 2020	FY 2021	FY 2022
	(actual)	(actual)	(actual)	(actual)	(estimated)	(estimated)	(estimated)
Appropriation Ceiling							
Beginning Cash Balance	44,219	44,055	43,896	43,776	43,698	43,622	43,546
Revenues	9	9	9	9	9	9	9
Expenditures	173	168	129	87	85	85	85
Transfers							
List each net transfer in/out/ or projection in/out; list each account number							
Net Total Transfers	0	0	0	0	0	0	0
Ending Cash Balance	44,055	43,896	43,776	43,698	43,622	43,546	43,470
Encumbrances							
Unencumbered Cash Balance	44,055	43,896	43,776	43,698	43,622	43,546	43,470

Additional Information:

Amount Req. by Bond Covenants							
Amount from Bond Proceeds							
Amount Held in CODs, Escrow Accounts, or Other Investments							

Department: HTH
 Prog ID(s): HTH 212
 Name of Fund: Leahi Hospital, Salary Overpayment Trust Account
 Legal Authority: 323F-7

Contact Name: Nadine Asai
 Phone: 733-4026
 Fund type (MOF): Trust
 Appropriation Acct. No.: T-909-H

Intended Purpose:

Established as a temporary holding account for recoveries until the debt is satisfied. Funds are then subsequently transferred to the program's special funds with an adjustment to the Department of Accounting and General Services' payroll system.

Source of Revenues:

Current Program Activities/Allowable Expenses:

Purpose of Proposed Ceiling Adjustment (if applicable):

Variances:

Financial Data							
	FY 2016	FY 2017	FY 2018	FY 2019	FY 2020	FY 2021	FY 2022
	(actual)	(actual)	(actual)	(actual)	(estimated)	(estimated)	(estimated)
Appropriation Ceiling							
Beginning Cash Balance	9	9	8	6	6	6	6
Revenues			1				
Expenditures		1	3				
Transfers							
List each net transfer in/out/ or projection in/out; list each account number							
Net Total Transfers	0	0	0	0	0	0	0
Ending Cash Balance	9	8	6	6	6	6	6
Encumbrances							
Unencumbered Cash Balance	9	8	6	6	6	6	6

Additional Information:

Amount Req. by Bond Covenants							
Amount from Bond Proceeds							
Amount Held in CODs, Escrow Accounts, or Other Investments							

Department: HTH
 Prog ID(s): HTH 212
 Name of Fund: Patients' Safekeeping Trust Funds (Kona and Leahi)
 Legal Authority: 323F-7

Contact Name: Nadine Asai
 Phone: 733-4026
 Fund type (MOF) Trust
 Appropriation Acct. No. T-915 and T-925

Intended Purpose:

Established to manage and safeguard long-term car patients' monies, which included pension, retirement, social security, and miscellaneous income. The monies are expended from these accounts with the patients' consent to meet their personal needs.

Source of Revenues:

Patients

Current Program Activities/Allowable Expenses:

Purpose of Proposed Ceiling Adjustment (if applicable): n/a

Variances:

Financial Data							
	FY 2016 (actual)	FY 2017 (actual)	FY 2018 (actual)	FY 2019 (actual)	FY 2020 (estimated)	FY 2021 (estimated)	FY 2022 (estimated)
Appropriation Ceiling							
Beginning Cash Balance	85	85	85	85	71	71	71
Revenues							
Expenditures				14			
Transfers							
List each net transfer in/out/ or projection in/out; list each account number							
Net Total Transfers	0	0	0	0	0	0	0
Ending Cash Balance	85	85	85	71	71	71	71
Encumbrances							
Unencumbered Cash Balance	85	85	85	71	71	71	71

Additional Information:

Amount Req. by Bond Covenants							
Amount from Bond Proceeds							
Amount Held in CODs, Escrow Accounts, or Other Investments							

Department: HTH
 Prog ID(s): HTH 212
 Name of Fund: Donations, Gifts and Grant Accounts (Maluhia, Hamakua, SMMH, Kau, KVMH)
 Legal Authority: 323F-7

Contact Name: Nadine Asai
 Phone: 733-4026
 Fund type (MOF) Trust
 Appropriation Acct. No. T-911, T-918, T-919, T-921, and T-923

Intended Purpose:

Established to receive donations, gifts and grants that are restricted by the grantor or donor or designated for specific purpose.

Source of Revenues:

Private foundations and individuals

Current Program Activities/Allowable Expenses:

Purpose of Proposed Ceiling Adjustment (if applicable): n/a

Variances:

Financial Data							
	FY 2016 (actual)	FY 2017 (actual)	FY 2018 (actual)	FY 2019 (actual)	FY 2020 (estimated)	FY 2021 (estimated)	FY 2022 (estimated)
Appropriation Ceiling							
Beginning Cash Balance	36	36	36	36	36	36	36
Revenues							
Expenditures							
Transfers	List each net transfer in/out/ or projection in/out; list each account number						
Net Total Transfers	0	0	0	0	0	0	0
Ending Cash Balance	36	36	36	36	36	36	36
Encumbrances							
Unencumbered Cash Balance	36	36	36	36	36	36	36

Additional Information:

Amount Req. by Bond Covenants							
Amount from Bond Proceeds							
Amount Held in CODs, Escrow Accounts, or Other Investments							

Department of Health - Hawaii Health Systems Corporation
 Functions

Table 1

<u>Division</u>	<u>Description of Function</u>	<u>Activities</u>	<u>Prog ID(s)</u>	<u>Statutory Reference</u>
HHSC	Refer to each Table 1 for a listing of activities performed for each region and Corporate Office. These are the statutory reference that governs HHSC.		HTH 210/212	
				Act 262 SLH 1996, Section 20. It is the intent of this Act that all rights, powers, functions, assets, and operations of the Division of community hospitals be conveyed to the HHSC, such that all of the activities and services of the division of community hospital be continued without interruption by the corporation.
				Act 290 SLH 2007 and Chapter 323F, HRS charge the HHSC corporate board of directors and the regional systems boards of directors to provide healthcare services to these communities.
				Act 182 SLH 2009 provides a process for any planned substantial reduction or elimination of direct patient services by the respective regional system boards of directors, unless legislation is enacted for reinstatement and continuation of the subject direct patient care services and includes an appropriation to adequately fund the mandated services.

Department of Health - Hawaii Health Systems Corporation
 Functions

Table 1

<u>Division</u>	<u>Description of Function</u>	<u>Activities</u>	<u>Prog ID(s)</u>	<u>Statutory Reference</u>
				<p>Federal Rural Hospital Flexibility Program (MRHFP). Created by Congress as part of the 1997 Balance Budget Act, Critical Access Hospitals (CAH) program is part of the MRHFP.</p> <p>Act 262, SLH 2007, Section 4 (amended subsection 346-59(a) HRS), requiring "payments to CAHs for service rendered to Medicaid beneficiaries shall be calculated on a cost basis using Medical reasonable cost principles."</p>
				<p>Section 325-78 HRS requires the State department of health to provide diagnostic, medical or treatment services relating to tuberculosis treatment or control. Leahi operates 11 beds for tuberculosis patients.</p>

Department of Health - Hawaii Health Systems Corporation
Functions

Table 1

<u>Division</u>	<u>Description of Function</u>	<u>Activities</u>	<u>Prog ID(s)</u>	<u>Statutory Reference</u>
Support services provided to all facilities and corporate office				
HHSC	Administration	Governance Support for HHSC Corporate Board	HTH 210/LA	
HHSC	Administration	Corporate Office Management	HTH 210/LA	
HHSC	Administration	Corporate Compliance	HTH 210/LA	
HHSC	Administration	Internal Audit	HTH 210/LA	
HHSC	Administration	Affiliate Oversight	HTH 210/LA	
HHSC	Administration	Crisis Communications (24 hours on call)	HTH 210/LA	
HHSC	Administration	Corporate Quality	HTH 210/LA	
HHSC	Finance, Budgeting, and Accounting	Finance – Financial Reporting & Management	HTH 210/LA	
HHSC	Finance, Budgeting, and Accounting	Contract Management & Procurement	HTH 210/LA	
HHSC	Finance, Budgeting, and Accounting	Revenue Management	HTH 210/LA	
HHSC	Finance, Budgeting, and Accounting	Cost Report & Reimbursement	HTH 210/LA	
HHSC	Finance, Budgeting, and Accounting	Charge Description Master Maintenance	HTH 210/LA	
HHSC	Finance, Budgeting, and Accounting	Revenue Cycle Coordination and Resource	HTH 210/LA	
HHSC	Information Technology	Financial, Clinical, Administrative Application Support and Training	HTH 210/LA	
HHSC	Information Technology	Centralized Computer Center	HTH 210/LA	
HHSC	Information Technology	Telecommunication and Data Networking	HTH 210/LA	
HHSC	Information Technology	Video Teleconferencing	HTH 210/LA	
HHSC	Information Technology	IT Project Management	HTH 210/LA	
HHSC	Information Technology	IT Security	HTH 210/LA	
HHSC	Information Technology	Infrastructure Monitoring and Helpdesk	HTH 210/LA	
HHSC	Information Technology	Claims Submittal and Facility Report Generation	HTH 210/LA	
HHSC	Human Resources	Coordination of System Personnel Function	HTH 210/LA	
HHSC	Human Resources	Labor Relations	HTH 210/LA	
HHSC	Human Resources	Workers Compensation Resolution	HTH 210/LA	
HHSC	Human Resources	HR Classification & Compensation	HTH 210/LA	
HHSC	Human Resources	HR Transactions	HTH 210/LA	
HHSC	Human Resources	Recruitment/Employment	HTH 210/LA	
HHSC	Human Resources	Employee Relations/Benefits	HTH 210/LA	
HHSC	Human Resources	HR Training	HTH 210/LA	
HHSC	Human Resources	Human Resource Information System (Lawson)	HTH 210/LA	
HHSC	Legal Services	Legal Assistance – advice, transactions, representation	HTH 210/LA	
HHSC	Legal Services	Legislature	HTH 210/LA	
HHSC	Legal Services	Hospital Professional and General Liability Litigation Claims	HTH 210/LA	
HHSC	Legal Services	Directors and Officers and Employment Practices Liability Claims	HTH 210/LA	
HHSC	Legal Services	Risk Management	HTH 210/LA	

Department of Health - Hawaii Health Systems Corporation
Functions

Table 1

HHSC	Legal Services	Insurance Program	HTH 210/LA
HHSC	Legal Services	Staff Regional/HHSC Policy Committee	HTH 210/LA

NOTE: Eliminating specific corporate services in part or completely will require regional capacity buildup in varying degrees based on regional proficiency and competency in the specific functional area. This will result in duplication of services and higher costs, if expertise can be recruited on the various islands to do the work. There are no functions being performed that can be eliminated. Additionally, as mandated by Act 290, the regions have to agree upon the services and functions that corporate provides. In 2008, the biennium budget process and methodology were developed by the regions for the corporate services, function, and budget.

Department of Health - Hawaii Health Systems Corporation
Functions

Table 1

<u>Division</u>	<u>Description of Function</u>	<u>Activities</u>	<u>Prog ID(s)</u>	<u>Statutory Reference</u>
HHSC	Hilo Medical Center	Acute care hospital Services	HTH 212/LS	
HHSC	Hilo Medical Center	Skilled nursing/long term care services	HTH 212/LS	
HHSC	Hilo Medical Center	24-hour physician staffed emergency services	HTH 212/LS	
HHSC	Hilo Medical Center	Cardiology services	HTH 212/LS	
HHSC	Hilo Medical Center	Inpatient dialysis	HTH 212/LS	
HHSC	Hilo Medical Center	Maternity services	HTH 212/LS	
HHSC	Hilo Medical Center	Gynecology services	HTH 212/LS	
HHSC	Hilo Medical Center	Pediatric services	HTH 212/LS	
HHSC	Hilo Medical Center	Adult psychiatric services	HTH 212/LS	
HHSC	Hilo Medical Center	Radiology services	HTH 212/LS	
HHSC	Hilo Medical Center	Urology services	HTH 212/LS	
HHSC	Hilo Medical Center	Neurology services	HTH 212/LS	
HHSC	Hilo Medical Center	Angiography and interventional radiology	HTH 212/LS	
HHSC	Hilo Medical Center	Telemedicine	HTH 212/LS	
HHSC	Hilo Medical Center	Surgical services	HTH 212/LS	
HHSC	Hilo Medical Center	Subspecialty surgical services:Vascular	HTH 212/LS	
HHSC	Hilo Medical Center	Subspecialty surgical services:Orthopedics	HTH 212/LS	
HHSC	Hilo Medical Center	Subspecialty surgical services:Ophthalmology	HTH 212/LS	
HHSC	Hilo Medical Center	Subspecialty surgical services:Otorhinolaryngology	HTH 212/LS	
HHSC	Hilo Medical Center	Subspecialty surgical services:Urology	HTH 212/LS	
HHSC	Hilo Medical Center	Physiatry	HTH 212/LS	
HHSC	Hilo Medical Center	Wound and ostomy services	HTH 212/LS	
HHSC	Hilo Medical Center	Endoscopy	HTH 212/LS	
HHSC	Hilo Medical Center	Outpatient surgery clinic	HTH 212/LS	
HHSC	Hilo Medical Center	Oncology	HTH 212/LS	
HHSC	Hilo Medical Center	Pharmacy	HTH 212/LS	
HHSC	Hilo Medical Center	EEG	HTH 212/LS	
HHSC	Hilo Medical Center	Laboratory and blood bank services	HTH 212/LS	
HHSC	Hilo Medical Center	Food and nutrition counseling	HTH 212/LS	
HHSC	Hilo Medical Center	Rehab services:PT	HTH 212/LS	
HHSC	Hilo Medical Center	Rehab services:OT	HTH 212/LS	
HHSC	Hilo Medical Center	Rehab services:Speech	HTH 212/LS	
HHSC	Hilo Medical Center	Rehab services:Recreational	HTH 212/LS	
HHSC	Hilo Medical Center	Respiratory therapy	HTH 212/LS	
HHSC	Hilo Medical Center	Social services	HTH 212/LS	

Department of Health - Hawaii Health Systems Corporation
 Functions

Table 1

HHSC	Hale Ho'ola Hamakua	Critical access hospital services:acute	HTH 212/LS
HHSC	Hale Ho'ola Hamakua	Critical access hospital services:long term care	HTH 212/LS
HHSC	Hale Ho'ola Hamakua	24-hour emergency services	HTH 212/LS
HHSC	Hale Ho'ola Hamakua	Inpatient services:Physical therapy	HTH 212/LS
HHSC	Hale Ho'ola Hamakua	Inpatient services:Occupational therapy	HTH 212/LS
HHSC	Hale Ho'ola Hamakua	Inpatient services:Speech therapy	HTH 212/LS
HHSC	Hale Ho'ola Hamakua	Inpatient services:Social services	HTH 212/LS
HHSC	Hale Ho'ola Hamakua	Inpatient services:Radiology	HTH 212/LS
HHSC	Hale Ho'ola Hamakua	Inpatient services:Laboratory	HTH 212/LS
HHSC	Hale Ho'ola Hamakua	Outpatient services:Laboratory	HTH 212/LS
HHSC	Hale Ho'ola Hamakua	Outpatient services:Radiology	HTH 212/LS
HHSC	Hale Ho'ola Hamakua	Nutrition services	HTH 212/LS
HHSC	Hale Ho'ola Hamakua	Volunteer services	HTH 212/LS
HHSC	Kau Hospital	Critical access hospital services:acute	HTH 212/LS
HHSC	Kau Hospital	Critical access hospital services:long term care (only LTC in Kau)	HTH 212/LS
HHSC	Kau Hospital	24-hour emergency services	HTH 212/LS
HHSC	Kau Hospital	Inpatient services:Radiology	HTH 212/LS
HHSC	Kau Hospital	Inpatient services:Physical therapy	HTH 212/LS
HHSC	Kau Hospital	Inpatient services:Laboratory	HTH 212/LS
HHSC	Kau Hospital	Outpatient services:Laboratory	HTH 212/LS
HHSC	Kau Hospital	Outpatient services:Radiology	HTH 212/LS
HHSC	Kau Hospital	Adult Day Hospital	HTH 212/LS
HHSC	Kau Hospital	Primary care clinic:Family practice (medically underserved area)	HTH 212/LS

Department of Health - Hawaii Health Systems Corporation
 Functions

Table 1

<u>Division</u>	<u>Description of Function</u>	<u>Activities</u>	<u>Prog ID(s)</u>	<u>Statutory Reference</u>
HHSC	Kona Community Hospital	Acute care Services	HTH 212/LS	
HHSC	Kona Community Hospital	Behavioral health	HTH 212/LS	
HHSC	Kona Community Hospital	Cardiology (Diagnostic)	HTH 212/LS	
HHSC	Kona Community Hospital	Case Management	HTH 212/LS	
HHSC	Kona Community Hospital	Chemotherapy	HTH 212/LS	
HHSC	Kona Community Hospital	Emergency services	HTH 212/LS	
HHSC	Kona Community Hospital	ICU	HTH 212/LS	
HHSC	Kona Community Hospital	Laboratory & Pathology	HTH 212/LS	
HHSC	Kona Community Hospital	Medical/surgical	HTH 212/LS	
HHSC	Kona Community Hospital	Obstetrics/gynecology	HTH 212/LS	
HHSC	Kona Community Hospital	Pharmacy	HTH 212/LS	
HHSC	Kona Community Hospital	Phys/Occ/Speech therapy	HTH 212/LS	
HHSC	Kona Community Hospital	Radiation therapy	HTH 212/LS	
HHSC	Kona Community Hospital	Radiology	HTH 212/LS	
HHSC	Kona Community Hospital	Respiratory therapy	HTH 212/LS	
HHSC	Kona Community Hospital	Social Services	HTH 212/LS	
HHSC	Kona Community Hospital	Utilization Review	HTH 212/LS	
HHSC	Kohala Hospital	Acute Care Services	HTH 212/LS	
HHSC	Kohala Hospital	Emergency services	HTH 212/LS	
HHSC	Kohala Hospital	Laboratory	HTH 212/LS	
HHSC	Kohala Hospital	Long term care	HTH 212/LS	
HHSC	Kohala Hospital	Radiology	HTH 212/LS	

Department of Health - Hawaii Health Systems Corporation
 Functions

Table 1

<u>Division</u>	<u>Description of Function</u>	<u>Activities</u>	<u>Prog ID(s)</u>	<u>Statutory Reference</u>
HHSC	Kauai Veterans Memorial Hospital	Acute care (critical access hospital)	HTH 212/LS	
HHSC	Kauai Veterans Memorial Hospital	Skilled nursing services	HTH 212/LS	
HHSC	Kauai Veterans Memorial Hospital	Intermediate care services	HTH 212/LS	
HHSC	Kauai Veterans Memorial Hospital	Medical/Surgical	HTH 212/LS	
HHSC	Kauai Veterans Memorial Hospital	Obstetrics/Gynecology	HTH 212/LS	
HHSC	Kauai Veterans Memorial Hospital	ICU	HTH 212/LS	
HHSC	Kauai Veterans Memorial Hospital	Telemedicine	HTH 212/LS	
HHSC	Kauai Veterans Memorial Hospital	Physical therapy	HTH 212/LS	
HHSC	Kauai Veterans Memorial Hospital	Occupation therapy	HTH 212/LS	
HHSC	Kauai Veterans Memorial Hospital	Laboratory & Pathology Services	HTH 212/LS	
HHSC	Kauai Veterans Memorial Hospital	Radiology Services	HTH 212/LS	
HHSC	Kauai Veterans Memorial Hospital	Social Services	HTH 212/LS	
HHSC	Kauai Veterans Memorial Hospital	Recreation therapy	HTH 212/LS	
HHSC	Kauai Veterans Memorial Hospital	Respiratory therapy	HTH 212/LS	
HHSC	Kauai Veterans Memorial Hospital	Surgery	HTH 212/LS	
HHSC	Kauai Veterans Memorial Hospital	Subspecialty-Orthopedics	HTH 212/LS	
HHSC	Kauai Veterans Memorial Hospital	Subspecialty-Ophthalmology	HTH 212/LS	
HHSC	Kauai Veterans Memorial Hospital	Endoscopy	HTH 212/LS	
HHSC	Kauai Veterans Memorial Hospital	Pharmacy	HTH 212/LS	
HHSC	Kauai Veterans Memorial Hospital	Nutrition Services	HTH 212/LS	
HHSC	Kauai Veterans Memorial Hospital	Outpatient surgery	HTH 212/LS	
HHSC	Samuel Mahelona Memorial Hospital	Acute care (critical access hospital)	HTH 212/LS	
HHSC	Samuel Mahelona Memorial Hospital	Psychiatric services	HTH 212/LS	
HHSC	Samuel Mahelona Memorial Hospital	Skilled nursing services	HTH 212/LS	
HHSC	Samuel Mahelona Memorial Hospital	Intermediate care services	HTH 212/LS	
HHSC	Samuel Mahelona Memorial Hospital	Telemedicine	HTH 212/LS	
HHSC	Samuel Mahelona Memorial Hospital	Physical therapy	HTH 212/LS	
HHSC	Samuel Mahelona Memorial Hospital	Occupation therapy	HTH 212/LS	
HHSC	Samuel Mahelona Memorial Hospital	Laboratory & Pathology Services	HTH 212/LS	
HHSC	Samuel Mahelona Memorial Hospital	Radiology Services	HTH 212/LS	
HHSC	Samuel Mahelona Memorial Hospital	Social Services	HTH 212/LS	
HHSC	Samuel Mahelona Memorial Hospital	Recreation therapy	HTH 212/LS	
HHSC	Samuel Mahelona Memorial Hospital	Pharmacy	HTH 212/LS	
HHSC	Samuel Mahelona Memorial Hospital	Nutrition Services	HTH 212/LS	

Department of Health - Hawaii Health Systems Corporation
Functions

Table 1

<u>Division</u>	<u>Description of Function</u>	<u>Activities</u>	<u>Prog ID(s)</u>	<u>Statutory Reference</u>
HHSC	Leahi Hospital (note 1)	TB	HTH212/LS	
HHSC	Leahi Hospital - Long-term Care	SNF/ICF	HTH212/LS	
HHSC	Leahi Hospital - Ancillary Services	PT & OT	HTH212/LS	
HHSC	Leahi Hospital - Ancillary Services	X-ray	HTH212/LS	
HHSC	Leahi Hospital - Ancillary Services	Adult Day Health	HTH212/LS	
HHSC	Maluhia - Long-term Care	SNF/ICF	HTH212/LS	
HHSC	Maluhia - Ancillary Services	PT & OT	HTH212/LS	
HHSC	Maluhia - Ancillary Services	X-ray	HTH212/LS	
HHSC	Maluhia - Ancillary Services	Adult Day Health	HTH212/LS	
HHSC	Maluhia - Ancillary Services	Clinics	HTH212/LS	

Note 1 - Although TB services are required by law, admissions have been steadily declining in recent years. In FY 19 there were five admissions and so far zero admissions in FY 20.

Department of Health - Hawaii Health Systems Corporation
Department-Wide Totals

Table 2

Fiscal Year 2020					
Budget Acts Appropriation	Restrictions	Additions	Emergency Appropriations	Total FY20	MOF
\$ 150,001,003.00	\$ (12,350,100.00)			\$ 137,650,903.00	A
\$ 600,209,409.00		\$ -	\$ -	\$ 600,209,409.00	B
				\$ -	
				\$ -	
				\$ -	
				\$ -	
\$ 750,210,412.00	\$ (12,350,100.00)	\$ -	\$ -	\$ 737,860,312.00	Total
Fiscal Year 2021					
Budget Acts Appropriation	Reductions	Additions		Total FY21	MOF
\$ 107,501,003.00		\$ 39,617,000.00		\$ 147,118,003.00	A
\$ 601,493,192.00				\$ 601,493,192.00	B
				\$ -	
				\$ -	
				\$ -	
				\$ -	
\$ 708,994,195.00	\$ -	\$ 39,617,000.00	\$ -	\$ 748,611,195.00	Total

Department of Health - Hawaii Health Systems Corporation
 Program ID Totals

Table 3

Prog ID	Program Title	MOF	As budgeted (FY20)			As budgeted (FY21)			Governor's Submittal (FY20)				Governor's Submittal (FY21)			
			Pos (P)	Pos (T)	\$\$\$	Pos (P)	Pos (T)	\$\$\$	Pos (P)	Pos (T)	\$\$\$	Percent Change of \$\$\$\$	Pos (P)	Pos (T)	\$\$\$	Percent Change of \$\$\$\$
HTH 210	Hawaii Health Systems Corporation - Corporate Office	B	54.5		17,509,280	54.5		17,509,280	54.5		17,509,280	-	54.5	17,509,280	-	
HTH 211	Kahuku Hospital	A			1,800,000			1,800,000			1,800,000	-		2,550,000	0.42	
HTH 212	Hawaii Health Systems Corporation - Regions	A			125,701,003			105,701,003			125,701,003	-		127,301,003	0.01	
HTH 212	Hawaii Health Systems Corporation - Regions	B	2780.75		579,200,129	2780.75		580,483,912	2780.75		579,200,129	-	2780.75	580,483,912	0.00	
HTH 213	Alii Community Care	B			3,500,000			3,500,000			3,500,000	-		3,500,000	-	
HTH 214	Maui Health Systems, KFH LLC	A			22,500,000			-			22,500,000	-		17,267,000	(0.23)	

Department of Health - Hawaii Health Systems Corporation
 Budget Decisions
 s

Table 4

Prog ID	Sub-Org	Description of Request	MOF	Initial Department Requests						Budget and Finance Recommendations						Governor's Decision					
				FY20			FY21			FY20			FY21			FY20			FY21		
				Pos (P)	Pos (T)	\$\$\$	Pos (P)	Pos (T)	\$\$\$	Pos (P)	Pos (T)	\$\$\$	Pos (P)	Pos (T)	\$\$\$	Pos (P)	Pos (T)	\$\$\$	Pos (P)	Pos (T)	\$\$\$
HTH 212	LS	HHSC Regions - Additional Subsidy - Basic Expense	A						46,267,000						15,000,000						21,600,000
HTH 211	LR	Kahuku Hospital - Additional Subsidy	A						2,728,173						750,000						750,000
HTH 214		Maui Health System - General Fund Subsidy	A						19,000,000						17,267,000						17,267,000
HTH 212		Oahu Region - Basic Expense Nees	A						10,700,000												

Department of Health - Hawaii Health Systems Corporation
Proposed Budget Reductions

Table 5

<u>Prog ID</u>	<u>Sub-Org</u>	<u>Description of Reduction</u>	<u>Impact of Reduction</u>	<u>MOF</u>	<u>FY20</u>			<u>FY21</u>			<u>FY19</u>
					<u>Pos (P)</u>	<u>Pos (T)</u>	<u>\$\$\$\$</u>	<u>Pos (P)</u>	<u>Pos (T)</u>	<u>\$\$\$\$</u>	<u>Restriction (Y/N)</u>
		N/A									

Department of Health - Hawaii Health Systems Corporation
Proposed Budget Additions

Table 6

Prog ID	Sub-Org	Addition Type	Prog ID Priority	Dept-Wide Priority	Description of Addition	Justification	MOF	FY20			FY21		
								Pos (P)	Pos (T)	\$\$\$	Pos (P)	Pos (T)	\$\$\$
HTH 212	LS	AR	1	1	HHSC Regons - Additional Subsidy - Basic Expense	Basic hospital operations to pay for unfunded CB increases and healthcare inflation costs	A						21,600,000
HTH 211	LR	AR	1	2	Kahuku Hospital - Additional Subsidy	Replace outdated equipment to contine to deliver quality care the patients. Increase in labor costs as a result of increases to employee base pay due to below the comparable market in Hawaii	A						750,000
HTH 214	LS	AR	1	3	Maui Health System - General Fund Subsidy	Under Act 103, SLH 2015 Maui Health System may seek funds from the State for its operating cost	A						17,267,000

Department of Health - Hawaii Health Systems Corporation
 FB 2017- 2020 Restrictions

Table 7

<u>Fiscal Year</u>	<u>Prog ID</u>	<u>Sub-Org</u>	<u>MOF</u>	<u>Budgeted by Dept</u>	<u>Restriction</u>	<u>Difference Between Budgeted & Restricted</u>	<u>Percent Difference</u>	<u>Impact</u>
FY 20	HTH 212	LS	A	\$ 125,701,003	\$ 12,175,748	\$ 113,525,255	9.7%	Hawaii Health Systems Corporation will have difficulty managing cash flow through the end of fiscal year 2020 given the current level of general fund appropriation
FY 20	HTH 211	LR	A	\$ 1,800,000	\$ 174,352	\$ 1,625,648	9.7%	Kahuku will have difficulty managing cash flow through the end of fiscal year 2020 given the current level of general fund appropriation

Department of Health - Hawaii Health Systems Corporation
 Emergency Appropriation Requests

Table 8

<u>Prog ID</u>	<u>Description of Request</u>	<u>Explanation of Request</u>	<u>MOF</u>	<u>Pos (P)</u>	<u>Pos (T)</u>	<u>\$\$\$</u>
	None					

Department of Health - Hawaii Health Systems Corporation
 Expenditures Exceeding Appropriation Ceilings in FY 19 and FY 20

Table 9

<u>Prog ID</u>	<u>MOF</u>	<u>Date</u>	<u>Appropriation</u>	<u>Amount Exceeding Appropriation</u>	<u>Percent Exceeded</u>	<u>Reason for Exceeding Ceiling</u>	<u>Legal Authority</u>	<u>Recurring (Y/N)</u>	<u>GF Impact (Y/N)</u>
						N/A			

Department of Health - Hawaii Health Systems Corporation
 Intradepartment Transfers in FY 19 and FY 20

Table 10

<u>Actual or Anticipated Date of Transfer</u>	<u>MOF</u>	<u>Pos (P)</u>	<u>Pos (T)</u>	<u>\$\$\$</u>	<u>From Prog ID</u>	<u>Percent of Program ID Appropriation Transferred From</u>	<u>To Prog ID</u>	<u>Percent of Receiving Program ID Appropriation</u>	<u>Reason for Transfer</u>	<u>Recurring (Y/N)</u>
None										

Department of Health - Hawaii Health Systems Corporation
Vacancy Report as of November 30, 2019

Prog ID	Sub-Org	Date of Vacancy	Expected Fill Date	Position	PosDescription	Exempt (Y/N)	SR Level	BU Code	Perm/Temp (P/T)	FTE	MOF	Budgeted Amount	Actual Salary Last Paid	Authority to Hire (Y/N)	Occupied by 89 Day Hire (Y/N)	# of 89 Hire Appts	Describe if Filled by other Means	Priority # to Retain
HTH 210	LB	4/18/2018		55539	CONTRACTS MANAGER I	N	SR24	13	P	1 B		75192	75192	N	N			1
HTH 210	LB	9/4/2019	ASAP	58357	SENIOR CONTRACTS MANAGER	N	EM05	35	P	1 B		10258	98770	Y	N		On-going recruit	1
HTH 210	LB	4/25/2012		109442	IT PROJECT MGR	Y		00	P	1 B		86000	86000	N	N			1
HTH 210	LB	1/16/2012		109439	PROJECT MGT OFFICE DIR	Y		00	P	1 B		113000	113000	N	N			1
HTH 210	LB	6/22/2019		109441	DIR OF IT OPERATIONS	Y		00	P	1 B		150655	135000	N	N			1
HTH 210	LB	12/31/2017		109472	DIR MEANINGFUL USE & IT BUDGET	Y		00	P	1 B		113000	58.84	N	N			1
HTH 210	LB	5/8/2018		57858	INFO TECHNOLOGY SPCLT V	N	SR24	13	P	1 B		70932	70932	N	N			1
HTH 210	LB	9/23/2019	ASAP	58367	INFO TECHNOLOGY SPCLT V	N	SR24	13	P	1 B		70932	70932	Y	N		On-going recruit	1
HTH 210	LB	8/1/2018		53408	INFO TECHNOLOGY SPCLT V	N	SR24	13	P	1 B		84876	84876	N	N			1
HTH 210	LB	8/22/2013		57826	INFO TECHNOLOGY SPCLT V	N	SR24	13	P	1 B		59616	55236	N	N			1
HTH 210	LB	6/15/2019		57855	INFO TECHNOLOGY SPCLT V	N	SR24	13	P	1 B		59616	72528	N	N			1
HTH 210	LB	11/19/2013		57863	INFO TECHNOLOGY SPCLT V	N	SR24	13	P	1 B		59616	55236	N	N			1
HTH 210	LB	11/19/2013		57864	INFO TECHNOLOGY SPCLT V	N	SR24	13	P	1 B		59616	55236	N	N			1
HTH 210	LB	7/7/2015		57876	INFO TECHNOLOGY SPCLT V	N	SR24	13	T	1 B		59616	55236	N	N			1
HTH 210	LB	3/1/2014		57279	INFO TECHNOLOGY SPCLT VI	N	SR26	13	P	1 B		64476	59736	N	N			1
HTH 210	LB	12/30/2017		57829	REGISTERED PROF NURSE IV	N	SR22	09	P	1 B		100284	118824	N	N			1
HTH 210	LB	12/1/2018		57859	REGISTERED PROF NURSE IV	N	SR22	09	P	1 B		100284	115644	N	N			1
HTH 210	LB	12/13/2014		57294	PHARMACY TECHNICIAN FP	N	HE06	10	P	1 B		41592	40368	N	N			1
HTH 210	LB	2/1/2018		57820	INFO TECHNOLOGY SPCLT I	N	SR16	13	P	1 B		41856	45348	N	N			1
HTH 210	LB	10/16/2018		57821	INFO TECHNOLOGY SPCLT II	N	SR18	13	P	1 B		45288	47172	N	N			1
HTH 210	LB	10/1/2016		58355	INFO TECHNOLOGY SPCLT II	N	SR18	13	P	1 B		45288	41964	N	N			1
HTH 210	LB	6/16/2019		57285	INFO TECHNOLOGY SPCLT III	N	SR20	13	P	1 B		48948	50916	N	N			1
HTH 210	LB	10/16/2018		57867	INFO TECHNOLOGY SPCLT III	N	SR20	13	P	1 B		48948	48948	N	N			1
HTH 210	LB	3/18/2019		57281	REVENUE CYCLE ANALYST V	N	SR24	13	P	1 B		59616	69732	N	N			1
HTH 210	LB	7/1/2011		37486	SECRETARY IV	N	SR18	63	P	1 B		42480	39492	N	N		Return rights fro	1
HTH 210	LB	10/24/2016		56609	HUMAN RESOURCES OFFICER	N	EM03	35	P	1 B		86052	86052	Y	N			1
HTH 210	LB	10/1/2015		57873	HUMAN RESOURCES MANAGER	N	EM05	35	P	1 B		94872	94872	Y	N			1
HTH 210	LB	7/17/2017		109635	MAUI CIP DIRECTOR	Y		00	T	1 B		59592	59592	N	N			1
HTH 212	LP	8/1/2019	n/a	18598	REGISTERED PROF NURSE III	N	SR20	09	P	1 B		92064	108792	N	N	0	n/a	45
HTH 212	LP	8/1/2019	n/a	18214	CERTIFIED NURSE AIDE FP	N	HE04	10	P	1 B		0	42996	N	N	0	n/a	82
HTH 212	LP	5/1/2019	n/a	18270	CERTIFIED NURSE AIDE FP	N	HE04	10	P	1 B		0	41592	N	N	0	n/a	83
HTH 212	LP	11/30/2019	2/1/2020	18337	CERTIFIED NURSE AIDE FP	N	HE04	10	P	1 B		40152	42996	Y	N	0	n/a	7
HTH 212	LP	8/16/2019	2/1/2020	39907	CERTIFIED NURSE AIDE FP	N	HE04	10	P	1 B		40152	42996	Y	N	0	n/a	8
HTH 212	LP	5/1/2018	n/a	40275	CERTIFIED NURSE AIDE FP	N	HE04	10	P	1 B		40152	40116	N	N	0	n/a	46
HTH 212	LP	10/9/2018	n/a	18323	LICENSED PRACTICAL NURSE FP	N	HE08	10	P	1 B		46488	44964	N	N	0	n/a	47
HTH 212	LP	4/1/2017	n/a	54334	PROGRAM SPECIALIST (AGING) V	N	SR24	13	P	1 B		0	66864	N	N	0	n/a	85
HTH 212	LP	6/1/2017	n/a	55258	REHABILITATION SVCS MGR	N	SR26	13	P	1 B		0	87996	N	N	0	n/a	84
HTH 212	LP	2/24/2018	n/a	57957	OCCUP THERAPY ASST FP	N	HE10	10	P	1 B		0	52728	N	N	0	n/a	65
HTH 212	LP	4/22/2019	1/16/2020	101021	STUDENT HELPER II	Y		00	T	0.48 B		10.35	10.35	Y	N	0	n/a	1
HTH 212	LP	8/1/2017	n/a	18427	KITCHEN HELPER	N	BC02	01	P	1 B		42396	43308	N	Y	2	n/a	60
HTH 212	LP	5/5/2017	3/1/2020	18413	INSTITUTION FOOD SVCS MGR II	N	F-108	02	P	1 B		58908	55152	N	N	0	n/a	44
HTH 212	LP	11/5/2018	n/a	58666	GROUNDSKEEPER I	N	BC02	01	T	1 B		42396	40176	N	N	0	n/a	68
HTH 212	LP	10/1/2016	n/a	18477	ENVIRON SVCS WKR II	N	BC02	01	P	1 B		42396	37416	N	N	0	n/a	66
HTH 212	LP	12/31/2016	n/a	18501	ENVIRON SVCS WKR II	N	BC02	01	P	1 B		42396	28160	N	N	0	n/a	67
HTH 212	LP	3/31/2018	n/a	18462	ELECTRICIAN I	N	BC10	01	P	1 B		0	54180	N	N	0	n/a	88
HTH 212	LP	7/20/2019	2/1/2020	58660	BLDG MAINT HELPER	N	BC05	01	T	1 B		47148	47148	Y	N	0	n/a	28
HTH 212	LP	1/1/2018	n/a	109381	ASST HOSPITAL ADMR	Y		00	P	1 B		0	125000	N	N	0	n/a	93
HTH 212	LP	9/1/2017	n/a	55730	HUMAN RESOURCES SPECIALIST III	N	SR20	73	P	1 B		0	70932	N	N	0	n/a	90
HTH 212	LP	10/20/2018	2/1/2020	55256	HEALTH INFO TECH III	N	SR15	03	P	1 B		39720	60420	Y	N	0	n/a	9
HTH 212	LP	6/23/2014	2/1/2020	57955	HEALTH INFO ADMR	N	SR24	23	P	1 B		59616	58308	Y	N	0	n/a	15
HTH 212	LP	6/20/2019	2/1/2020	47042	HEALTH UNIT CLERK II	N	SR10	03	P	1 B		32664	32664	Y	N	0	n/a	14
HTH 212	LP	12/1/2017	n/a	54088	REGISTERED PROF NURSE V	N	SR23	09	P	1 B		0	120552	N	N	0	n/a	81
HTH 212	LP	1/28/2019	n/a	109585	PER DIEM NURSE	Y		79	T	0.3 B		49.78	49.78	N	Y	1	n/a	49
HTH 212	LP	3/2/2019	n/a	109641	PER DIEM NURSE	Y		79	T	0.3 B		49.78	49.78	N	Y	1	n/a	50
HTH 212	LP	3/13/2019	n/a	109643	PER DIEM NURSE	Y		79	T	0.3 B		49.78	49.78	N	Y	1	n/a	51
HTH 212	LP	10/24/2018	n/a	109680	PER DIEM NURSE	Y		79	T	0.3 B		49.78	49.19	N	Y	1	n/a	48
HTH 212	LP	1/13/2019	2/16/2020	109681	PER DIEM NURSE	Y		79	T	0.3 B		49.78	49.78	Y	Y	1	n/a	10
HTH 212	LP	5/17/2019	n/a	109682	PER DIEM NURSE	Y		79	T	0.3 B		49.78	49.78	N	Y	1	n/a	59
HTH 212	LP	10/1/2017	n/a	109555	PER DIEM CNA	Y		70	T	0.3 B		20.67	19.6	N	Y	1	n/a	57
HTH 212	LP	4/11/2019	n/a	109556	PER DIEM CNA	Y		70	T	0.3 B		20.67	20.27	N	Y	1	n/a	58
HTH 212	LP	9/14/2017	n/a	109653	PER DIEM CNA	Y		70	T	0.3 B		20.67	19.6	N	N	0	n/a	52
HTH 212	LP	9/14/2017	n/a	109654	PER DIEM CNA	Y		70	T	0.3 B		20.67	19.6	N	N	0	n/a	53
HTH 212	LP	9/14/2017	n/a	109655	PER DIEM CNA	Y		70	T	0.3 B		20.67	19.6	N	N	0	n/a	54

Department of Health - Hawaii Health Systems Corporation
Vacancy Report as of November 30, 2019

Prog ID	Sub-Org	Date of Vacancy	Expected Fill Date	Position	PosDescription	Exempt (Y/N)	SR Level	BU Code	Perm/Temp (P/T)	FTE	MOF	Budgeted Amount	Actual Salary Last Paid	Authority to Hire (Y/N)	Occupied by 89 Day Hire (Y/N)	# of 89 Hire Appts	Describe if Filled by other Means	Priority # to Retain
HTH 212	LP	9/14/2017	n/a	109656	PER DIEM CNA	Y		70	T	0.3	B	20.67	19.6	N	N	0	n/a	55
HTH 212	LP	9/14/2017	n/a	109657	PER DIEM CNA	Y		70	T	0.3	B	20.67	19.6	N	N	0	n/a	56
HTH 212	LP	4/11/2018	2/1/2020	109684	PER DIEM CNA	Y		70	T	0.3	B	20.67	20	Y	N	0	n/a	16
HTH 212	LP	4/11/2018	2/1/2020	109685	PER DIEM CNA	Y		70	T	0.3	B	20.67	20	Y	N	0	n/a	17
HTH 212	LP	9/6/2019	n/a	109686	PER DIEM CNA	Y		70	T	0.3	B	20.67	20	N	Y	1	n/a	61
HTH 212	LP	4/11/2018	2/1/2020	109687	PER DIEM CNA	Y		70	T	0.3	B	20.67	20	Y	N	0	n/a	18
HTH 212	LP	10/17/2019	2/1/2020	109688	PER DIEM CNA	Y		70	T	0.3	B	20.67	20	Y	Y	1	n/a	29
HTH 212	LP	4/11/2018	2/1/2020	109689	PER DIEM CNA	Y		70	T	0.3	B	20.67	20	Y	N	0	n/a	20
HTH 212	LC	9/1/2018	n/a	20954	REGISTERED PROF NURSE III	N	SR20	09	P	1	B	92064	112920	N	N	0	n/a	64
HTH 212	LC	8/31/2018	2/1/2020	32971	CERTIFIED NURSE AIDE ENTRY	N	HE02	10	P	1	B	38772	41592	Y	N	0	n/a	41
HTH 212	LC	12/31/2017	2/1/2020	37468	CERTIFIED NURSE AIDE ENTRY	N	HE02	10	P	1	B	38772	40116	Y	N	0	n/a	3
HTH 212	LC	10/30/2018	n/a	20990	CERTIFIED NURSE AIDE FP	N	HE04	10	P	1	B	40152	41592	N	N	0	n/a	80
HTH 212	LC	6/19/2019	2/1/2020	21008	CERTIFIED NURSE AIDE FP	N	HE04	10	P	1	B	40152	40656	Y	N	0	n/a	29
HTH 212	LC	12/30/2017	2/1/2020	21016	CERTIFIED NURSE AIDE FP	N	HE04	10	P	1	B	40152	40116	Y	N	0	temp agency	5
HTH 212	LC	12/4/2017	2/1/2020	21059	CERTIFIED NURSE AIDE FP	N	HE04	10	P	1	B	40152	38832	Y	N	0	temp agency	4
HTH 212	LC	2/1/2018	2/1/2020	28566	CERTIFIED NURSE AIDE FP	N	HE04	10	P	1	B	40152	43248	Y	N	0	n/a	6
HTH 212	LC	6/16/2019	2/1/2020	28569	CERTIFIED NURSE AIDE FP	N	HE04	10	P	1	B	40152	42156	Y	N	0	n/a	21
HTH 212	LC	4/1/2018	2/1/2020	28574	CERTIFIED NURSE AIDE FP	N	HE04	10	P	1	B	40152	44964	Y	N	0	n/a	22
HTH 212	LC	7/25/2019	2/1/2020	56464	CERTIFIED NURSE AIDE FP	N	HE04	10	P	1	B	40152	40116	Y	N	0	n/a	23
HTH 212	LC	3/8/2018	n/a	56466	CERTIFIED NURSE AIDE FP	N	HE04	10	P	1	B	40152	38832	N	N	0	n/a	79
HTH 212	LC	5/24/2016	n/a	20960	LICENSED PRACTICAL NURSE FP	N	HE08	10	P	1	B	0	43656	N	N	0	n/a	78
HTH 212	LC	10/19/2018	n/a	20970	LICENSED PRACTICAL NURSE FP	N	HE08	10	P	1	B	46488	48576	N	N	0	n/a	76
HTH 212	LC	7/1/2016	n/a	20973	LICENSED PRACTICAL NURSE FP	N	HE08	10	P	1	B	0	47160	N	N	0	n/a	77
HTH 212	LC	12/1/2017	2/1/2020	108943	PER DIEM NURSE	Y		79	T	0.3	B	49.78	48.11	Y	N	0	n/a	24
HTH 212	LC	10/30/2019	n/a	108944	PER DIEM NURSE	Y		79	T	0.3	B	49.78	49.78	N	Y	4	n/a	63
HTH 212	LC	7/9/2017	2/1/2020	109554	PER DIEM NURSE	Y		79	T	0.3	B	49.78	47.06	Y	N	0	n/a	25
HTH 212	LC	10/15/2019	2/1/2020	109637	PER DIEM NURSE	Y		79	T	0.3	B	49.78	49.78	Y	Y	1	n/a	27
HTH 212	LC	8/1/2017	2/1/2020	109640	PER DIEM NURSE	Y		79	T	0.3	B	49.78	48.11	Y	N	0	n/a	26
HTH 212	LC	11/30/2018	3/1/2020	109543	PER DIEM CNA	Y		70	T	1	B	20.67	20	Y	Y	3	n/a	42
HTH 212	LC	2/1/2016	n/a	32972	OCCUP THERAPY AIDE FP	N	HE06	10	P	1	B	0	41976	N	N	0	n/a	86
HTH 212	LC	11/29/2019	2/1/2020	100908	STUDENT HELPER II	Y		00	T	0.48	B	10.35	10.35	Y	N	0	n/a	13
HTH 212	LC	10/1/2019	2/1/2020	100909	STUDENT HELPER II	Y		00	T	0.48	B	10.35	10.35	Y	N	0	n/a	12
HTH 212	LC	1/1/2016	1/22/2020	57959	KITCHEN HELPER	N	BC02	01	T	1	B	20.38	20.38	Y	Y	4	n/a	2
HTH 212	LC	1/1/2004	2/16/2020	55266	SOCIAL WORKER III	N	SR20	13	T	1	B	48948	23.53	Y	Y	4	n/a	11
HTH 212	LC	1/1/2004	n/a	55267	SOCIAL WORKER III	N	SR20	13	T	1	B	0	23.53	N	Y	4	n/a	73
HTH 212	LC	12/31/2016	n/a	21095	STOREKEEPER I	N	SR11	03	P	1	B	0	37980	N	N	0	n/a	87
HTH 212	LC	9/1/2018	n/a	56803	CONTRACTS MANAGER II	N	SR26	13	P	1	B	0	84876	N	N	0	n/a	74
HTH 212	LC	6/1/2019	2/1/2020	21082	ENVIRON SVCS WKR II	N	BC02	01	P	1	B	42396	41568	Y	N	0	n/a	30
HTH 212	LC	6/28/2017	n/a	28133	GROUNDKEEPER I	N	BC02	01	P	1	B	0	38928	N	N	0	n/a	75
HTH 212	LC	7/23/2019	2/1/2020	57185	BLDG MAINT WORKER I	N	BC09	01	P	1	B	56832	55716	Y	N	0	n/a	31
HTH 212	LC	6/29/2019	3/1/2020	53589	INFO TECHNOLOGY SPCLT VI	N	SR26	23	P	1	B	64476	88248	Y	N	0	n/a	43
HTH 212	LC	5/1/2019	n/a	58672	PATIENT ACCOUNT REP IV	N	SR17	03	T	1	B	0	20.68	N	N	0	n/a	62
HTH 212	LC	10/16/2016	n/a	21097	ACCOUNTANT VI	N	SR26	23	P	1	B	0	75588	N	N	0	n/a	71
HTH 212	LC	6/5/2017	n/a	21592	SECRETARY III	N	SR16	63	P	1	B	0	48792	N	N	0	n/a	70
HTH 212	LC	10/16/2017	n/a	109422	ASST HOSPITAL ADMR	Y		00	P	1	B	0	125000	N	N	0	n/a	91
HTH 212	LC	4/16/2017	n/a	57192	CLERK II	N	SR06	03	T	1	B	0	25032	N	N	0	n/a	72
HTH 212	LC	4/1/2019	2/1/2020	55442	HEALTH UNIT CLERK II	N	SR10	03	P	1	B	32664	35340	Y	N	0	n/a	33
HTH 212	LC	12/31/2018	2/1/2020	20937	REGISTERED PROF NURSE VI	N	SR24	09	P	1	B	109776	134700	Y	N	0	n/a	32
HTH 212	LC	7/13/2019	n/a	109662	PER DIEM CNA	Y		70	T	0.3	B	20.67	20.67	N	Y	2	n/a	69
HTH 212	LC	8/18/2019	2/1/2020	109663	PER DIEM CNA	Y		70	T	0.3	B	20.67	20	Y	Y	1	n/a	40
HTH 212	LC	12/8/2017	2/1/2020	109664	PER DIEM CNA	Y		70	T	0.3	B	20.67	20	Y	N	0	n/a	34
HTH 212	LC	12/8/2017	2/1/2020	109665	PER DIEM CNA	Y		70	T	0.3	B	20.67	20	Y	N	0	n/a	35
HTH 212	LC	12/8/2017	2/1/2020	109666	PER DIEM CNA	Y		70	T	0.3	B	20.67	20	Y	N	0	n/a	36
HTH 212	LC	12/8/2017	2/1/2020	109667	PER DIEM CNA	Y		70	T	0.3	B	20.67	20	Y	N	0	n/a	37
HTH 212	LC	12/8/2017	2/1/2020	109668	PER DIEM CNA	Y		70	T	0.3	B	20.67	20	Y	N	0	n/a	38
HTH 212	LC	12/8/2017	2/1/2020	109669	PER DIEM CNA	Y		70	T	0.3	B	20.67	20	Y	N	0	n/a	39
HTH 212	LC	8/1/2018	n/a	20947	REGISTERED PROF NURSE VI	N	SR24	29	P	1	B	0	134700	N	N	0	n/a	92
HTH 212	LD	11/22/2019		20310	PATIENT ACCESS REP II	N	SR13	03	P	1	B	\$41,364	41364					
HTH 212	LD	12/1/2017	NOT RECRUITING	21489	PATIENT ACCESS REP IV	N	SR17	03	P	1	B	\$40,848	47686	N	N			
HTH 212	LD	11/25/2019	NOT RECRUITING	26441	PATIENT ACCESS REP I	N	SR11	03	P	1	B	\$32,256	37980	N	N			
HTH 212	LD	10/21/2019	12/16/2019	31186	PATIENT ACCESS REP I	N	SR11	03	P	1	B	\$34,020	14.42	Y	Y	1		
HTH 212	LD	8/6/2017	12/16/2019	55739	PATIENT ACCESS REP I	N	SR11	03	P	1	B	\$32,256	32424	Y	N			
HTH 212	LD	1/16/2018	NOT RECRUITING	56651	PATIENT ACCESS REP II	N	SR13	03	P	0.5	B	\$17,454	0	N	N			

Department of Health - Hawaii Health Systems Corporation
Vacancy Report as of November 30, 2019

Prog ID	Sub-Org	Date of Vacancy	Expected Fill Date	Position	PosDescription	Exempt (Y/N)	SR Level	BU Code	Perm/Temp (P/T)	FTE	MOF	Budgeted Amount	Actual Salary Last Paid	Authority to Hire (Y/N)	Occupied by 89 Day Hire (Y/N)	# of 89 Hire Appts	Describe if Filled by other Means	Priority # to Retain
HTH 212	LD	6/1/2013		108551	STUDENT HELPER I	Y		00	T	0.48	B	\$0	7.24					
HTH 212	LD	9/21/2019	2/1/2020	56934	PATIENT ACCOUNT REP III	N	SR15	03	P	1	B	\$48,348	48348	Y	N			
HTH 212	LD	3/3/2017	NOT RECRUITING	57894	PATIENT ACCOUNT REP IV	N	SR17	03	P	1	B	\$0	48348	N	N			
HTH 212	LD	11/20/2019	NOT RECRUITING	58529	CLERK IV	N	SR10	03	P	0.5	B	\$19,598	32664	N	N			
HTH 212	LD	9/16/2019	No request to fill	54248	REGISTERED PROF NURSE III	N	SR20	09	P	0.7	B	\$78,058	0	N	N			1
HTH 212	LD	10/2/2019	6/1/2020	58979	OPERATING ROOM AIDE FP	N	HE04	10	P	1	B	\$0	0	Y	N			1
HTH 212	LD	8/31/2019		58012	REGISTERED PROF NURSE IV	N	SR22	09	P	1	B	\$129,187	126036					
HTH 212	LD	6/17/2019	6/1/2020	41289	REGISTERED PROF NURSE III	N	SR20	09	P	1	B	\$55,756	0	Y	N			1
HTH 212	LD	8/30/2019		58978	REGISTERED PROF NURSE IV	N	SR22	09	T	0.3	B	\$93,246	32664					
HTH 212	LD	8/21/2019	12/2/2019	58977	OUTPATIENT CLINICAL ASST ENTRY	N	HE04	10	P	1	B	\$33,988	42996	Y	N			1
HTH 212	LD	10/16/2019	No request to fill	58218	LICENSED PRACTICAL NURSE FP	N	HE08	10	P	1	B	\$40,984	45576	N	N			1
HTH 212	LD	5/23/2019	2/24/2020	58921	LICENSED PRACTICAL NURSE FP	N	HE08	10	P	1	B	\$39,949	0	Y	N			1
HTH 212	LD	11/1/2019	FILLED BY EHMGM	109730	PHYSICIAN (EXTENDER)	Y		00	P	1	B	\$95,833	115000	N	N		BY EHMGM	
HTH 212	LD	6/5/2019	2/1/2020	54265	STORES CLERK II	N	SR08	03	P	1	B	\$30,240	30240	Y	N			
HTH 212	LD	8/1/2019	NOT RECRUITING	54661	CENTRAL SUPPLY TECHNICIAN II	N	SR14	04	P	1	B	\$52,296	52296	Y	N			
HTH 212	LD	5/9/2019	2/1/2020	54960	STORES CLERK II	N	SR08	03	P	1	B	\$28,728	30240	Y	N			
HTH 212	LD	8/1/2019	6/1/2020	56759	LICENSED PRACTICAL NURSE FP	N	HE08	10	P	1	B	\$50,218	38556	Y	N			1
HTH 212	LD	7/2/2016	NOT RECRUITING	57073	TUMOR REGISTRAR TECH II	N	SR12	03	P	1	B	\$48,948	48024	N	N			
HTH 212	LD	7/13/2019	EHMGM	57882	NURSE PRACTITIONER II	N	SR28	09	P	1	B	\$0	144492	N	N		EHMGM	
HTH 212	LD	3/18/2019	3/1/2020	38500	CLINIC RECEPTIONIST I	N	SR11	03	P	0.5	B	\$34,908	40932	Y	N			
HTH 212	LD	6/7/2019	2/24/2020	56854	REGISTERED PROF NURSE III	N	SR20	09	P	1	B	\$108,781	106128	Y	N			1
HTH 212	LD	8/13/2019	No request to fill	58975	LICENSED PRACTICAL NURSE FP	N	HE08	10	P	1	B	\$42,610	0	N	N			1
HTH 212	LD	7/1/2019	4/1/2020	58098	IMAGING SPECIALIST IV	N	SR22	13	P	1	B	\$69,732	67044	Y	N	1		1
HTH 212	LD	4/15/2016	Unknown	57094	INFO TECHNOLOGY SPCLT IV	N	SR22	13	P	1	B	\$67,044	48948	N	N			1
HTH 212	LD	9/4/2019	2/1/2020	58607	INFO TECHNOLOGY SPCLT IV	N	SR22	13	P	1	B	\$45,330	48948	Y	N			1
HTH 212	LD	11/30/2019	ABOLISH?	20328	COOK II	N	BC08	01	P	1	B	\$56,158	53088	Y	N			
HTH 212	LD	12/29/2018	1/6/2020	20345	HOSP ROOM SERVICE ATTENDANT	N	BC03	01	T	1	B	\$43,584	41304	Y	Y			
HTH 212	LD	11/1/2017	ON HOLD	20353	DIETARY AIDE	N	BC03	01	P	1	B	\$0	40020	Y	N			
HTH 212	LD	7/31/2019	1/1/2020	36223	CLERK IV	N	SR10	03	P	1	B	\$50,304	50304	Y	N			
HTH 212	LD	11/1/2019	2/1/2020	47541	KITCHEN HELPER	N	BC02	01	P	1	B	\$42,394	0	Y	Y	1		
HTH 212	LD	8/31/2019	12/1/2019	55445	CLERK IV	N	SR10	03	P	1	B	\$41,364	41364	Y	N			
HTH 212	LD	10/8/2019	12/16/2019	58083	HOSP ROOM SERVICE ATTENDANT	N	BC03	01	T	1	B	\$43,584	0	Y	N			
HTH 212	LD	9/2/2016	6/17/2019	58394	KITCHEN HELPER	N	BC02	61	T	0.1	B	\$4,239	20.38	N	Y	2		
HTH 212	LD	2/1/2017	NOT RECRUITING	58522	DIETARY AIDE	N	BC03	01	T	0.1	B	\$0	0	N	N			
HTH 212	LD	9/11/2019	12/2/2019	58982	COOK II	N	BC08	01	T	1	B	\$0	0	Y	N			
HTH 212	LD	10/10/2019	3/1/2020	58984	DIETITIAN III	N	SR20	13	P	0.7	B	\$34,542	0	Y	N			1
HTH 212	LD	9/7/2019	12/16/2019	54296	NURSE AIDE FP	N	HE04	10	P	1	B	\$42,731	42996	Y	N			1
HTH 212	LD	8/16/2019	4/14/2020	54342	REGISTERED PROF NURSE III	N	SR20	09	P	0.9	B	\$63,682	100548	Y	N			1
HTH 212	LD	3/1/2019	4/14/2020	55121	REGISTERED PROF NURSE III	N	SR20	09	P	0.9	B	\$75,492	68064	Y	N			1
HTH 212	LD	11/1/2019		57308	REGISTERED PROF NURSE V	N	SR23	29	P	1	B	\$127,859	0					
HTH 212	LD	10/16/2019	No request to fill	57521	REGISTERED PROF NURSE III	N	SR20	09	P	0.9	B	\$63,682	94332	N	N			1
HTH 212	LD	11/27/2012	1/20/2020	57635	NURSE AIDE ENTRY	N	HE02	10	T	0.1	B	\$3,930	18.64	Y	Y	3		1
HTH 212	LD	11/24/2014	Unknown	58089	HOSP HAZ MTRLS SPCLT IV	N	SR22	13	T	0.1	B	\$0	0	N	N			1
HTH 212	LD	8/31/2019	4/14/2020	58227	REGISTERED PROF NURSE III	N	SR20	09	P	0.9	B	\$88,339	99552	Y	N			1
HTH 212	LD	6/17/2019	12/16/2019	45711	PATIENT ACCESS REP I	N	SR11	03	P	1	B	\$34,020	23688	Y	N			
HTH 212	LD	9/23/2019	2/1/2020	47404	PATIENT ACCESS REP I	N	SR11	03	P	1	B	\$32,256	31236	Y	N			
HTH 212	LD	5/16/2018	NOT RECRUITING	58612	PATIENT ACCESS REP I	N	SR11	03	P	0.5	B	\$8,064	31548	N	N			
HTH 212	LD	5/19/2017	12/16/2019	58616	PATIENT ACCESS REP I	N	SR11	03	T	0.1	B	\$8,064	14.94	Y	Y	2		
HTH 212	LD	1/8/2019	Not filling (using for TA)	53712	CERTIFIED NURSE AIDE FP	N	HE04	10	P	1	B	\$37,300	0	Y	N			1
HTH 212	LD	6/23/2019	No request to fill	54295	CERTIFIED NURSE AIDE FP	N	HE04	10	P	1	B	\$42,030	39324	N	N			1
HTH 212	LD	10/2/2016	No request to fill	54297	CERTIFIED NURSE AIDE FP	N	HE04	10	P	1	B	\$27,127	24972	N	N			1
HTH 212	LD	2/1/2019	1/1/2020	30824	ACCOUNT CLERK IV	N	SR13	03	P	1	B	\$27,549	35064	Y	N			
HTH 212	LD	9/20/2019	No request to fill	20497	REGISTERED PROF NURSE III	N	SR20	09	P	0.9	B	\$0	103548	N	N			
HTH 212	LD	10/30/2018	No request to fill	20521	REGISTERED PROF NURSE III	N	SR20	09	P	0.6	B	\$0	112920	N	N			
HTH 212	LD	6/9/2018	No request to fill	58354	REGISTERED PROF NURSE III	N	SR20	09	P	0.6	B	\$0	73368	N	N			
HTH 212	LD	11/5/2019	No request to fill	58765	REGISTERED PROF NURSE II	N	SR18	09	P	0.9	B	\$0	77436	N	N			1
HTH 212	LD	8/1/2019	No request to fill	58810	REGISTERED PROF NURSE III	N	SR20	09	P	0.9	B	\$0	0	N	N			
HTH 212	LD	8/1/2019	No request to fill	58811	REGISTERED PROF NURSE III	N	SR20	09	P	0.9	B	\$0	0	N	N			
HTH 212	LD	6/1/2019	No request to fill	58812	REGISTERED PROF NURSE III	N	SR20	09	P	0.9	B	\$0	0	N	N			1
HTH 212	LD	2/1/2019	12/2/2019	42031	CLINIC RECEPTIONIST I	N	SR11	03	P	1	B	\$44,964	32064	Y	N			
HTH 212	LD	11/30/2019	No request to fill	56525	OUTPATIENT CLINICAL ASST FP	N	HE06	10	P	1	B	\$47,870	46488	N	N			1
HTH 212	LD	3/18/2019	6/1/2020	58512	LICENSED PRACTICAL NURSE FP	N	HE08	10	P	1	B	\$43,462	0	Y	N			1
HTH 212	LD	11/1/2019	EHMGM	109479	RESIDENT PHYSICIAN	Y		00	P	1	B	\$60,000	60000	N	N		EHMGM	

Department of Health - Hawaii Health Systems Corporation
Vacancy Report as of November 30, 2019

Prog ID	Sub-Org	Date of Vacancy	Expected Fill Date	Position	PosDescription	Exempt (Y/N)	SR Level	BU Code	Perm/Temp (P/T)	FTE	MOF	Budgeted Amount	Actual Salary Last Paid	Authority to Hire (Y/N)	Occupied by 89 Day Hire (Y/N)	# of 89 Hire Appts	Describe if Filled by other Means	Priority # to Retain
HTH 212	LD	11/1/2019		EHMG 109480	RESIDENT PHYSICIAN	Y		00	P	1	B	\$55,000	54000	N	N		EHMG	
HTH 212	LD	11/1/2019		EHMG 109481	RESIDENT PHYSICIAN	Y		00	P	1	B	\$60,000	60000	N	N		EHMG	
HTH 212	LD	11/1/2019		EHMG 109482	RESIDENT PHYSICIAN	Y		00	P	1	B	\$60,000	60000	N	N		EHMG	
HTH 212	LD	11/1/2019		EHMG 109522	RESIDENT PHYSICIAN	Y		00	P	1	B	\$0	54000	N	N		EHMG	
HTH 212	LD	11/1/2019		EHMG 109523	RESIDENT PHYSICIAN	Y		00	P	1	B	\$60,000	60000	N	N		EHMG	
HTH 212	LD	11/27/2019		EHMG 109534	STAFF PHYSICIAN	Y		00	T	0.1	B	\$20,800	100	N	Y	1	EHMG	
HTH 212	LD	11/27/2019		EHMG 109535	STAFF PHYSICIAN	Y		00	T	0.1	B	\$20,800	100	N	N	1	EHMG	
HTH 212	LD	6/29/2019		EHMG 109548	RESIDENT PHYSICIAN	Y		00	P	1	B	\$55,000	70000	N	N		EHMG	
HTH 212	LD	11/1/2019		EHMG 109549	RESIDENT PHYSICIAN	Y		00	P	1	B	\$55,000	54000	N	N		EHMG	
HTH 212	LD	11/1/2019		EHMG 109617	RESIDENT PHYSICIAN	Y		00	P	1	B	\$65,000	65000	N	N		EHMG	
HTH 212	LD	11/1/2019		EHMG 109618	RESIDENT PHYSICIAN	Y		00	P	1	B	\$65,000	65000	N	N		EHMG	
HTH 212	LD	11/1/2019		EHMG 109619	RESIDENT PHYSICIAN	Y		00	P	1	B	\$65,000	65000	N	N		EHMG	
HTH 212	LD	11/20/2018		EHMG 109626	PHYSICIAN (EXTENDER)	Y		00	P	1	B	\$90,000	110000	N	N		EHMG	
HTH 212	LD	11/1/2019		EHMG 109636	DIR OF BEHAVIORAL HEALTH	Y		00	P	1	B	\$100,000	100000	N	N		EHMG	
HTH 212	LD	4/16/2019		EHMG 109728	PHYSICIAN (EXTENDER)	Y		00	P	1	B	\$130,000	0	N	N		EHMG	
HTH 212	LD	10/16/2019	12/16/2019	58334	CLERK IV	N	SR10	03	P	1	B	\$36,732	0	Y	N			
HTH 212	LD	5/1/2018	NOT RECRUITING	20362	ENVIRON SVCS SUPERVISOR I	N	F-102	02	P	1	B	\$0	38928	N	N			
HTH 212	LD	11/2/2019	1/6/2020	42027	ENVIRON SVCS WKR II	N	BC02	01	P	1	B	\$42,394	42396	Y	N			
HTH 212	LD	4/16/2019	1/6/2020	58913	ENVIRON SVCS WKR II	N	BC02	01	T	1	B	\$0	0	Y	N			
HTH 212	LD	9/17/2019	Unknown	20294	HUMAN RESOURCES OFFICER	N	EM03	35	P	1	B	\$41,663	78000	N	N			1
HTH 212	LD	8/19/2019	NOT RECRUITING	53899	HUMAN RESOURCES CLERK IV	N	SR11	63	P	1	B	\$33,907	39492	N	N			
HTH 212	LD	6/1/2019	Filled	56304	REG HUMAN RESOURCES DIR IV	N	EM07	35	P	1	B	\$0	148183	N	N			
HTH 212	LD	1/16/2014	Unknown	57896	HUMAN RESOURCES SPECIALIST IV	N	SR22	73	T	1	B	\$48,948	0	N	N			1
HTH 212	LD	11/5/2019	1/6/2020	58526	HUMAN RESOURCES CLERK II	N	SR07	63	T	1	B	\$34,020	29088	Y	N			
HTH 212	LD	10/14/2019	2/15/2020	58985	HUMAN RESOURCES SPECIALIST III	N	SR20	73	P	1	B	\$38,179	0	Y	N			1
HTH 212	LD	11/21/2019	6/1/2020	58993	LICENSED PRACTICAL NURSE FP	N	HE08	10	P	1	B	\$47,116	0	Y	N			1
HTH 212	LD	8/5/2019	Unknown	20472	REGISTERED PROF NURSE V	N	SR23	29	P	1	B	\$134,341	0	N	N			1
HTH 212	LD	9/4/2019	Filled	38499	CLERK IV	N	SR10	03	P	1	B	\$32,664	29340	Y	N			
HTH 212	LD	10/14/2019	1/27/2020	38587	CERTIFIED NURSE AIDE FP	N	HE04	10	P	0.5	B	\$0	14.1	Y	N			1
HTH 212	LD	8/5/2019	4/14/2020 NRP	57527	REGISTERED PROF NURSE III	N	SR20	09	P	0.9	B	\$0	102324	Y	N			1
HTH 212	LD	2/6/2017	1/27/2020	57694	CERTIFIED NURSE AIDE FP	N	HE04	10	T	0.1	B	\$0	19.3	Y	N			1
HTH 212	LD	5/1/2018	6/1/2020	20694	CODER IV	N	SR19	03	P	1	B	\$46,608	37968	Y	N			
HTH 212	LD	3/1/2019	12/1/2019	26958	CODER III	N	SR17	03	P	1	B	\$0	37956	Y	N			
HTH 212	LD	8/1/2019	NOT RECRUITING	47263	HEALTH INFO TECH I	N	SR11	03	P	1	B	\$48,876	46476	N	N			
HTH 212	LD	6/29/2018	12/1/2019	56061	HEALTH INFO TECH IV	N	SR17	04	P	1	B	\$0	30372	Y	N			
HTH 212	LD	3/1/2019	6/1/2020	56317	CODER III	N	SR17	03	P	1	B	\$0	0	Y	N			
HTH 212	LD	7/5/2016	2/1/2020	58382	HEALTH INFO CLK I	N	SR08	03	T	1	B	\$28,728	14.54	Y	Y	1		
HTH 212	LD	8/4/2017	2/1/2020	58383	HEALTH INFO CLK I	N	SR08	03	T	1	B	\$28,728	13.81	Y	Y	1		
HTH 212	LD	6/29/2019		58605	HEALTH INFO MGMT ADMR II	N	EM05	35	P	1	B	\$107,695	130467					
HTH 212	LD	1/6/2018		108605	STUDENT HELPER I	Y		00	T	0.48	B	\$0	10.1					
HTH 212	LD	9/18/2019	No request to fill	20481	REGISTERED PROF NURSE III	N	SR20	09	P	0.9	B	\$95,523	42684	N	N			1
HTH 212	LD	8/11/2019	12/16/2019	20486	REGISTERED PROF NURSE III	N	SR20	09	P	0.9	B	\$98,066	92064	Y	N			1
HTH 212	LD	8/28/2019		20518	REGISTERED PROF NURSE IV	N	SR22	09	P	0.9	B	\$107,966	0					
HTH 212	LD	8/16/2019	4/14/2020	20686	REGISTERED PROF NURSE III	N	SR20	09	P	0.9	B	\$97,115	92280	Y	N			1
HTH 212	LD	7/16/2019	4/14/2020	54253	REGISTERED PROF NURSE III	N	SR20	09	P	0.9	B	\$97,903	68736	Y	N			1
HTH 212	LD	8/31/2019	No request to fill	55043	REGISTERED PROF NURSE III	N	SR20	09	P	0.9	B	\$85,964	106128	N	N			1
HTH 212	LD	4/16/2013	4/14/2020	57748	REGISTERED PROF NURSE III	N	SR20	09	T	0.1	B	\$6,291	44.26	Y	N			1
HTH 212	LD	10/15/2019	1/20/2020	58988	NURSE AIDE FP	N	HE04	10	T	1	B	\$40,690	0	Y	N			1
HTH 212	LD	8/1/2018	FILLED BY EHMG	109695	PHYSICIAN (EXTENDER)	Y		00	P	1	B	\$86,667	166.67	N	N		BY EHMG	
HTH 212	LD	3/31/2016	Unknown	54259	REGISTERED PROF NURSE VI	N	SR24	29	T	1	B	\$0	101580	N	N			1
HTH 212	LD	6/17/2014	No request to fill	58005	NURSE AIDE ENTRY	N	HE02	10	T	0.1	B	\$24,431	18.31	N	Y	1		1
HTH 212	LD	9/10/2018	6/1/2020	58009	NURSE AIDE FP	N	HE04	10	T	0.1	B	\$4,014	19.3	Y	Y	3		1
HTH 212	LD	12/9/2018		20490	REGISTERED PROF NURSE IV	N	SR22	09	P	0.6	B	\$93,619	101784	N	N			
HTH 212	LD	7/1/2019	No request to fill	46630	REGISTERED PROF NURSE III	N	SR20	09	P	0.5	B	\$53,334	104868	N	N			1
HTH 212	LD	9/16/2019	NOT RECRUITING	54608	CLERK IV	N	SR10	03	P	1	B	\$32,664	28872	N	N			
HTH 212	LD	3/14/2018	4/14/2020	58396	REGISTERED PROF NURSE III	N	SR20	09	P	0.6	B	\$75,492	100068	Y	N			1
HTH 212	LD	2/2/2019	Unknown	26530	OCCUPATIONAL THERAPIST III	N	SR20	13	P	1	B	\$0	72348	N	N	1		
HTH 212	LD	1/3/2019	Unknown	57605	OCCUPATIONAL THERAPIST III	N	SR20	13	P	1	B	\$0	72348	N	N	1		
HTH 212	LD	11/1/2019	Unknown	58714	RESEARCH STATISTICIAN I	N	SR16	13	P	0.5	B	\$20,963	41,856.00	N	N			
HTH 212	LD	11/20/2019	6/1/2020	58876	LICENSED PRACTICAL NURSE FP	N	HE08	10	P	1	B	\$43,190	48336	Y	N			1
HTH 212	LD	11/3/2018	N/A	109505	PHYSICIAN (EXTENDER)	Y		00	P	1	B	\$101,250	130000	N	N			
HTH 212	LD	8/21/2015		101977	STUDENT HELPER I	Y		00	T	0.48	B	\$0	7.75					
HTH 212	LD	3/18/2019	Unknown	20393	MANAGEMENT ANALYST V	N	SR24	13	P	1	B	\$48,948	52956	N	N			1

Department of Health - Hawaii Health Systems Corporation
Vacancy Report as of November 30, 2019

Prog ID	Sub-Org	Date of Vacancy	Expected Fill Date	Position	PosDescription	Exempt (Y/N)	SR Level	BU Code	Perm/Temp (P/T)	FTE	MOF	Budgeted Amount	Actual Salary Last Paid	Authority to Hire (Y/N)	Occupied by 89 Day Hire (Y/N)	# of 89 Hire Appts	Describe if Filled by other Means	Priority # to Retain
HTH 212	LD	3/30/2018	Unknown	58401	MANAGEMENT ANALYST IV	N	SR22	13	P	1	B	\$48,543	52956	N	N			1
HTH 212	LD	11/1/2019	Unknown	109702	PHYSICIAN (EXTENDER)	Y		00	P	1	B	\$118,333	120000	N	N			
HTH 212	LD	8/24/2019	2/1/2020	53732	PATIENT ACCOUNT REP III	N	SR15	03	P	1	B	\$37,752	39720	Y	N			
HTH 212	LD	4/5/2019	3/1/2020	56207	HOSPITAL MANAGEMENT OFFICER	N	EM07	35	P	1	B	\$122,783	89958	Y	N			
HTH 212	LD	7/1/2017	2/1/2020	57901	PATIENT ACCOUNT REP IV	N	SR17	03	P	1	B	\$41,667	0	Y	N			
HTH 212	LD	12/10/2015	NOT RECRUITING	58284	PATIENT ACCOUNT REP IV	N	SR17	03	P	1	B	\$0	58824	N	N			
HTH 212	LD	3/2/2013		108552	STUDENT HELPER I	Y		00	T	0.48	B	\$0	7.25					
HTH 212	LD	8/5/2019	12/9/2019	55340	PRE AUDIT CLERK III	N	SR15	03	P	1	B	\$46,476	43368	Y	N			
HTH 212	LD	8/31/2019	2/1/2020	55738	PRE AUDIT CLERK I	N	SR11	03	P	1	B	\$10,000	58824	Y	N			
HTH 212	LD	11/14/2019	2/24/2020	31208	PHARMACY TECHNICIAN FP	N	HE06	10	P	1	B	\$45,529	46488	Y	N			1
HTH 212	LD	12/29/2018	4/1/2020	20443	PHYSICAL THERAPIST III	N	SR20	13	P	1	B	\$0	75528	Y	N	1		
HTH 212	LD	8/6/2014	Unknown	54992	PHYSICAL THERAPIST III	N	SR20	13	P	0.8	B	\$0	80004	N	N	1		
HTH 212	LD	6/9/2009	Unknown	56647	PHYSICAL THERAPIST III	N	SR20	13	T	0.3	B	\$0	80004	N	N			
HTH 212	LD	10/25/2016	4/1/2020	57606	PHYSICAL THERAPIST III	N	SR20	13	P	0.5	B	\$0	80004	Y	N	1		
HTH 212	LD	9/17/2018	NOT RECRUITING	58335	BLDG & GRDS SUPVR II	N	F-209	02	P	1	B	\$0	0	N	N			
HTH 212	LD	11/23/2019		58920	AIR CONDITIONING MECHANIC I	N	BC10	01	P	1	B	\$50,861	58992					
HTH 212	LD	5/30/2019	12/2/2019	58924	PLUMBER I	N	BC10	01	P	1	B	\$45,775	0	Y	N			
HTH 212	LD	10/2/2019	12/2/2019	58981	CARPENTER I	N	BC09	01	P	1	B	\$58,792	56832	Y	N			
HTH 212	LD	6/23/2019	2/24/2020	54439	REGISTERED PROF NURSE III	N	SR20	09	P	0.9	B	\$76,949	0	Y	N			1
HTH 212	LD	1/11/2019	4/8/2019	58707	REGISTERED PROF NURSE III	N	SR20	79	T	0.1	B	\$84,929	44.26	N	Y	1		1
HTH 212	LD	2/12/2019	5/1/2019	58879	REGISTERED PROF NURSE III	N	SR20	79	T	0.1	B	\$84,929	44.26	Y	Y	1		1
HTH 212	LD	9/24/2019	1/27/2020	20647	PSYCHIATRIC AIDE FP	N	HE06	10	P	1	B	\$45,318	44712	Y	N			1
HTH 212	LD	10/24/2019	6/1/2020	54434	REGISTERED PROF NURSE V	N	SR23	29	P	1	B	\$108,203	101564	Y	N			1
HTH 212	LD	5/18/2019	No request to fill	55493	PSYCHIATRIC AIDE FP	N	HE06	10	P	1	B	\$47,116	45576	N	N			1
HTH 212	LD	11/20/2019	2/1/2020	20436	PRE AUDIT CLERK I	N	SR11	03	P	1	B	\$34,020	49968	Y	N			
HTH 212	LD	11/14/2017	Unknown	58722	PROCUREMENT & SUPPLY SPCLT III	N	SR20	13	P	1	B	\$32,632	0	Y	N			1
HTH 212	LD	3/30/2019		58029	REGISTERED PROF NURSE IV	N	SR22	09	P	0.8	B	\$0	114180					
HTH 212	LD	7/16/2019	Unknown	20449	IMAGING SPECIALIST II	N	SR18	13	P	1	B	\$0	45288	N	N			1
HTH 212	LD	5/15/2019	Unknown	20450	IMAGING SPECIALIST II	N	SR18	13	P	1	B	\$45,288	45288	N	N			1
HTH 212	LD	11/9/2019	Unknown	26972	IMAGING SPECIALIST II	N	SR18	13	P	1	B	\$55,092	45288	Y	N			1
HTH 212	LD	7/16/2019		43151	IMAGING TECHNOLOGIST	N	SR16	03	P	1	B	\$0	29340					
HTH 212	LD	10/10/2017	12/2/2019	44743	IMAGING ASST ENTRY	N	HE04	10	P	1	B	\$21,499	19.3	Y	N	4		1
HTH 212	LD	1/6/2018	4/1/2020	47563	IMAGING SPECIALIST II	N	SR18	13	P	1	B	\$0	63060	Y	N			1
HTH 212	LD	7/1/2017		54395	IMAGING TECHNOLOGIST	N	SR16	03	P	1	B	\$0	0					
HTH 212	LD	4/25/2019	3/1/2020	57368	CLINIC RECEPTIONIST I	N	SR11	03	P	1	B	\$32,395	35340	Y	N			
HTH 212	LD	11/22/2019	Unknown	58297	IMAGING SPECIALIST VI	N	SR26	13	P	1	B	\$83,220	0	N	N			1
HTH 212	LD	7/17/2017	3/1/2020	58615	IMAGING SPECIALIST I	N	SR16	13	T	1	B	\$0	0	Y	N			1
HTH 212	LD	2/11/2019	NOT RECRUITING	42033	CLERK III	N	SR08	03	P	1	B	\$30,240	0	N	N			
HTH 212	LD	7/30/2018		33108	RESPIRATORY THERAPY TECH FP	N	HE12	10	P	1	B	\$59,051	62100					
HTH 212	LD	12/30/2017		54591	RESPIRATORY THERAPY TECH FP	N	HE12	10	P	0.6	B	\$32,099	29.86		Y	1		
HTH 212	LD	10/16/2018	Filled	55290	RESPIRATORY THERAPY TECH FP	N	HE12	10	P	1	B	\$0	59580		N			
HTH 212	LD	10/10/2019	12/9/2019	58983	RESPIRATORY THERAPY ASST FP	N	HE08	10	P	1	B	\$0	42996	Y	N			1
HTH 212	LD	12/29/2018	NOT RECRUITING	20318	SOCIAL SVC ASST V	N	SR13	03	P	1	B	\$30,610	45900	N	N			
HTH 212	LD	12/1/2018	4/1/2020	54299	SOCIAL WORKER IV	N	SR22	13	P	1	B	\$39,717	45288	Y	N	1		
HTH 212	LD	1/20/2018	12/1/2019	56938	SOCIAL SVC ASST V	N	SR11	03	P	1	B	\$36,732	34020	Y	N			
HTH 212	LD	4/1/2017	NOT RECRUITING	57081	SOCIAL SVC ASST V	N	SR13	03	P	1	B	\$36,732	35676	N	N			
HTH 212	LD	7/31/2019	3/1/2020	58221	CLERK IV	N	SR10	03	P	1	B	\$32,664	32664	Y	N			
HTH 212	LD	4/18/2017	NOT RECRUITING	58388	SOCIAL SVC ASST IV	N	SR11	03	T	1	B	\$31,185	30468	N	N			
HTH 212	LD	2/7/2019	Unknown	58716	SOCIAL WORKER II	N	SR18	13	P	0.9	B	\$37,363	45288	N	N			
HTH 212	LD	2/2/2019	Unknown	58717	SOCIAL WORKER III	N	SR20	13	P	0.6	B	\$0	48948	N	N			
HTH 212	LD	3/31/2016	Unknown	55281	SPEECH PATHOLOGIST III	N	SR20	13	P	1	B	\$0	72996	N	N	1		
HTH 212	LD	8/31/2019	2/1/2020	54675	STERILE PROCESSING SUPVR II	N	SR17	04	P	1	B	\$45,575	52296	Y	N			
HTH 212	LD	10/30/2019	2/27/2020	58991	STERILE PROCESSING TECH LEAD	N	HE08	10	P	1	B	\$45,575	0	Y	N			1
HTH 212	LD	9/13/2018	6/1/2020	58709	SURGICAL TECHNICIAN FP	N	HE08	10	P	1	B	\$0	46752	Y	N			1
HTH 212	LD	8/16/2019	No request to fill	20533	REGISTERED PROF NURSE III	N	SR20	09	P	1	B	\$108,781	101784	N	N			1
HTH 212	LD	8/1/2019	No request to fill	34668	REGISTERED PROF NURSE III	N	SR20	09	P	1	B	\$106,137	110436	N	N			1
HTH 212	LD	3/2/2019	3/1/2020	38487	CLERK IV	N	SR10	03	P	0.5	B	\$16,332	19.3	Y	N	7		
HTH 212	LD	11/9/2019	1/6/2020	47245	CLERK IV	N	SR10	03	P	1	B	\$44,724	32664	Y	N			
HTH 212	LD	10/16/2019	No request to fill	57165	REGISTERED PROF NURSE III	N	SR20	09	P	0.9	B	\$96,001	0	N	N			1
HTH 212	LD	8/17/2019	No request to fill	57536	REGISTERED PROF NURSE III	N	SR20	09	P	0.9	B	\$95,523	103548	N	N			1
HTH 212	LD	11/13/2019	Filled	109650	ASST ADMR/SPECIAL/CONSTR PROJ	Y		00	P	1	B	\$100,758	78000	N	N			
HTH 212	LD	10/17/2019	12/23/2019	109699	ASST ADMR/SPECIAL/CONSTR PROJ	Y		00	T	1	B	\$83,460	85000	Y	N			1
HTH 212	LD	5/16/2019	NOT RECRUITING	58281	TRAUMA REGISTRAR TECH I	N	SR10	03	P	1	B	\$24,845	32664	N	N			

Department of Health - Hawaii Health Systems Corporation
Vacancy Report as of November 30, 2019

Prog ID	Sub-Org	Date of Vacancy	Expected Fill Date	Position	PosDescription	Exempt (Y/N)	SR Level	BU Code	Perm/Temp (P/T)	FTE	MOF	Budgeted Amount	Actual Salary Last Paid	Authority to Hire (Y/N)	Occupied by 89 Day Hire (Y/N)	# of 89 Hire Appts	Describe if Filled by other Means	Priority # to Retain
HTH 212	LD	3/1/2019	Unknown	55809	IMAGING SPECIALIST V	N	SR24	13	P	1	B	\$0	88248	N	N			
HTH 212	LD	11/23/2018	1/15/2020	55810	IMAGING SPECIALIST IV	N	SR22	13	P	1	B	\$0	71172	Y	N	2		1
HTH 212	LD	12/29/2018	1/26/2020	55820	IMAGING MULTI SPCLT	N	SR23	13	P	1	B	\$0	81588	Y	N			1
HTH 212	LD	7/6/2019	1/15/2020	58331	IMAGING SPECIALIST IV	N	SR22	13	P	1	B	\$97,760	71172	Y	N	2		1
HTH 212	LD	1/26/2017	12/31/2020	58386	IMAGING SPECIALIST IV	N	SR22	13	P	1	B	\$0	81492	Y	N	2		1
HTH 212	LD	5/1/2019	FILLED BY EHMGM	109721	STAFF PHYSICIAN	Y		00	P	1	B	\$0	150	N	N	1	BY EHMGM	
HTH 212	LD	10/10/2019	11/21/2019	57349	REGISTERED PROF NURSE III	N	SR20	09	P	1	B	\$126,038	110400	Y	N			1
HTH 212	LE	6/3/2019	6/30/2020	58925	STOREKEEPER I	N	SR11	03	T	1	B	\$34,020.00	0	Y	N			1
HTH 212	LE	11/18/2019	FILLED	49464	KITCHEN HELPER	N	BC02	01	P	1	B	\$42,393.72	33228	Y	N			
HTH 212	LE	9/22/2019	FILLED	49465	KITCHEN HELPER	N	BC02	01	P	1	B	\$42,393.72	42396	Y	N			
HTH 212	LE	11/30/2019	2/1/2020	57677	KITCHEN HELPER	N	BC02	01	P	1	B	\$42,393.72	42396	Y	N			1
HTH 212	LE	7/16/2019	Unknown	57791	COOK II	N	BC08	01	T	1	B	\$53,080.78	53088	N	N			
HTH 212	LE	9/19/2019	FILLED	58299	COOK II	N	BC08	01	P	1	B	\$53,080.78	53088	Y	N			
HTH 212	LE	11/4/2019	2/1/2020	58300	KITCHEN HELPER	N	BC02	01	T	1	B	\$42,393.72	42396	Y	N			1
HTH 212	LE	4/24/2018	EHMGM	109438	STAFF PHYSICIAN	Y		00	P	1	B	\$0.00	200000	N	N		EHMGM	
HTH 212	LE	6/28/2017	Unknown	109632	DIRECTOR OF NURSING	Y		00	P	1	B	\$0.00	0	N	N			1
HTH 212	LE	10/1/2014	Unknown	55475	OCCUPATIONAL THERAPIST III	N	SR20	13	P	0.9	B	\$0.00	45576	N	N			1
HTH 212	LE	3/29/2019	6/30/2020	20201	IMAGING SPECIALIST III	N	SR20	13	P	0.5	B	\$33,156.00	64476	Y	N			1
HTH 212	LE	6/29/2019	6/30/2020	55541	IMAGING SPECIALIST II	N	SR18	13	P	0.5	B	\$28,096.92	57324	Y	N			1
HTH 212	LE	6/21/2013	Unknown	56036	IMAGING SPECIALIST II	N	SR18	13	T	0.2	B	\$11,018.40	18.25	N	Y	1		1
HTH 212	LE	9/25/2012	Unknown	57619	IMAGING SPECIALIST II	N	SR18	13	T	0.1	B	\$5,509.20	22.79	N	Y	1		1
HTH 212	LE	8/16/2017	Unknown	20552	LICENSED PRACTICAL NURSE FP	N	HE08	10	P	1	B	\$0.00	43440	N	N			
HTH 212	LE	9/4/2019	2/1/2020	49453	CERTIFIED NURSE AIDE FP	N	HE04	10	P	1	B	\$40,947.41	40116	Y	N			1
HTH 212	LE	11/11/2019	FILLED	49458	CERTIFIED NURSE AIDE FP	N	HE04	10	P	1	B	\$42,997.81	32736	Y	N			
HTH 212	LE	10/31/2019	6/30/2020	56836	LICENSED PRACTICAL NURSE ENTRY	N	HE06	10	P	1	B	\$0.00	42996	Y	N			1
HTH 212	LE	11/16/2017	6/30/2020	57088	LICENSED PRACTICAL NURSE FP	N	HE08	10	T	0.4	B	\$0.00	41568	Y	N			1
HTH 212	LE	7/1/2019	2/28/2020	57788	REGISTERED PROF NURSE III	N	SR20	09	P	0.5	B		0	Y	N			1
HTH 212	LE	11/12/2013	2/1/2020	57890	CERTIFIED NURSE AIDE FP	N	HE04	10	T	0.1	B	\$4,014.45	18.92	Y	Y	1		1
HTH 212	LE	11/12/2013	FILLED	57891	CERTIFIED NURSE AIDE ENTRY	N	HE02	10	T	0.1	B	\$3,877.99	0	Y	N			
HTH 212	LE	9/1/2019	FILLED	58212	CERTIFIED NURSE AIDE FP	N	HE04	10	P	1	B	\$40,947.41	41472	Y	N			
HTH 212	LE	5/16/2018	Unknown	58625	REGISTERED PROF NURSE IV	N	SR22	09	T	1	B	\$0.00	0	N	N			
HTH 212	LE	6/1/2018	2/28/2020	58755	REGISTERED PROF NURSE III	N	SR20	09	T	0.1	B	\$9,324.63	44.26	Y	Y	1		1
HTH 212	LE	12/3/2018	CANCELLED	58869	REGISTERED PROF NURSE III	N	SR20	09	T	0.1	B	\$9,324.63	0	Y	N			1
HTH 212	LE	3/1/2019	6/30/2020	58907	LICENSED PRACTICAL NURSE FP	N	HE08	10	T	0.4	B	\$45,603.98	0	Y	N			1
HTH 212	LE	7/31/2019	2/28/2020	58961	REGISTERED PROF NURSE III	N	SR20	09	P	0.8	B	\$0.00	0	Y	N			1
HTH 212	LE	10/25/2014	Unknown	57299	SPEECH PATHOLOGIST III	N	SR20	13	P	0.5	B	\$0.00	0	N	N			1
HTH 212	LH	11/1/2019	Unknown	20351	COOK I	N	BC05	01	P	0.8	B	\$37,723.82	47148	N	N			
HTH 212	LH	4/29/2019	6/30/2020	58916	COOK I	N	BC05	61	T	1	B	\$0.00	0	Y	N			1
HTH 212	LH	11/1/2019	EHMGM	109738	STAFF PHYSICIAN	Y		00	P	0.8	B	\$158,080.00	200000	N	N		EHMGM	
HTH 212	LH	6/17/2019	EHMGM	109739	PHYSICIAN (EXTENDER)	Y		00	P	1	B	\$125,000.00	0	N	N		EHMGM	
HTH 212	LH	4/2/2019	6/30/2020	20429	CLINIC SUPERVISOR	N	SR17	04	P	1	B	\$40,848.00	43008	Y	N			1
HTH 212	LH	3/19/2019	EHMGM	109707	PHYSICIAN (EXTENDER)	Y		00	T	1	B	\$74,880.00	60	N	Y	1	EHMGM	
HTH 212	LH	4/1/2019	6/30/2020	58818	CLINIC RECEPTIONIST I	N	SR11	03	P	1	B	\$34,020.00	0	Y	N			1
HTH 212	LH	11/1/2019	EHMGM	109709	STAFF PHYSICIAN	Y		00	T	1	B	\$191,360.00	197600	N	N		EHMGM	
HTH 212	LH	9/16/2019	FILLED	55192	CERTIFIED NURSE AIDE FP	N	HE04	10	P	1	B	\$42,997.81	40152	Y	N			
HTH 212	LH	12/22/2018	Unknown	55478	REGISTERED PROF NURSE III	N	SR20	09	P	0.9	B	\$95,515.20	104868	N	N			
HTH 212	LH	9/19/2016	2/1/2020	58351	REGISTERED PROF NURSE III	N	SR20	09	T	0.3	B	\$81,874.80	44.26	Y	Y	1		1
HTH 212	LM	10/29/2019	1/22/2020	58269	REGISTERED PROF NURSE III	N	SR20	09	P	0.9	B	103548	100068	Y	N		Agency	1
HTH 212	LM	7/1/2019		108898	PER DIEM NURSE	Y		79	T	0.3	B		49.78	Y	N	1		2
HTH 212	LM	11/10/2019	12/16/2019	29873	CERTIFIED NURSE AIDE ENTRY	N	HE02	10	P	1	B	40152	40152	Y	N			1
HTH 212	LM	6/1/2019	Abolish	109540	PER DIEM NURSE	Y		79	T	0.3	B		49.78					2
HTH 212	LM	9/1/2019		58945	REGISTERED PROF NURSE III	N	SR20	09	P	0.9	B	103548	95760					1
HTH 212	LM	8/7/2019	1/1/2020	53445	REGISTERED PROF NURSE III	N	SR20	09	P	1	B	93193	103548	Y	N			1
HTH 212	LM	11/25/2019		58951	REGISTERED PROF NURSE III	N	SR20	09	P	0.9	B	93193		Y	N		Agency	1
HTH 212	LM	11/25/2019		58952	REGISTERED PROF NURSE III	N	SR20	09	P	0.9	B	93193		Y	N		Agency	1
HTH 212	LM	3/30/2019		108665	PER DIEM NURSE	Y		79	T	0.3	B	49.78	49.78	Y	N	1		2
HTH 212	LM	11/23/2019	12/2/2019	20860	REGISTERED PROF NURSE V	N	SR23	09	P	1	B	127860	127860	Y	N			1
HTH 212	LM	10/21/2019	12/16/2019	58947	REGISTERED PROF NURSE II	N	SR18	09	P	1	B	99193		Y	N			1
HTH 212	LM	10/16/2019	1/2/2020	20884	CERTIFIED NURSE AIDE FP	N	HE04	10	P	1	B	40152	40152	Y	N			1
HTH 212	LM	9/16/2018	Abolish	109584	PER DIEM CNA	Y		70	T	0.3	B	20.67			N			2
HTH 212	LM	11/15/2019	Abolish	109694	PER DIEM NURSE	Y		79	T	0.3	B	49.78	49.78		N			2
HTH 212	LM	5/1/2019		29202	REGISTERED PROF NURSE III	N	SR20	09	P	0.9	B							
HTH 212	LM	5/1/2019		54062	REGISTERED PROF NURSE III	N	SR20	09	P	1	B	103548	111504					

Department of Health - Hawaii Health Systems Corporation
Vacancy Report as of November 30, 2019

Prog ID	Sub-Org	Date of Vacancy	Expected Fill Date	Position	PosDescription	Exempt (Y/N)	SR Level	BU Code	Perm/Temp (P/T)	FTE	MOF	Budgeted Amount	Actual Salary Last Paid	Authority to Hire (Y/N)	Occupied by 89 Day Hire (Y/N)	# of 89 Hire Appts	Describe if Filled by other Means	Priority # to Retain
HTH 212	LM	5/30/2018		109519	STAFF PHYSICIAN	Y		00	P	1	B	250500	190000					
HTH 212	LM	6/15/2018		58257	MEDICAL ASST FP	N	HE07	10	P	1	B	44712	N/A	Y	N			1
HTH 212	LM	11/18/2017		58275	MEDICAL ASST FP	N	HE07	10	P	1	B	44712	N/A	Y	N			1
HTH 212	LM	7/8/2016		109562	PHYSICIAN (EXTENDER)	Y		00	P	1	B			Y	N			1
HTH 212	LM	2/23/2019	1/6/2020	57580	REGISTERED PROF NURSE III	N	SR20	09	P	1	B	77436	114276	Y	N			1
HTH 212	LM	9/21/2019		55333	LICENSED PRACTICAL NURSE FP	N	HE08	10	P	1	B	46488	50220					
HTH 212	LM	11/22/2019		58255	LICENSED PRACTICAL NURSE FP	N	HE08	10	P	1	B	46488	50220					
HTH 212	LM	4/1/2019		109725	STAFF PHYSICIAN	Y		00	P	1	B							
HTH 212	LM	12/25/2017		109561	PHYSICIAN (EXTENDER)	Y		00	P	0.8	B	N/A	-	Y	N			1
HTH 212	LM	5/6/2019	Abolish	109733	STAFF PHYSICIAN	Y		00	P	1	B	250500		Y	N			
HTH 212	LM	5/6/2019	Abolish	109734	STAFF PHYSICIAN	Y		00	P	1	B	250500		Y	N			
HTH 212	LM	5/6/2019	Abolish	109735	STAFF PHYSICIAN	Y		00	P	1	B	250500		Y	N			
HTH 212	LM	11/22/2019		58041	IMAGING MULTI SPCLT	N	SR23	13	T	0.6	B	49917		Y	N			1
HTH 212	LM	2/26/2016		56131	PHYSICAL THERAPIST III	N	SR20	13	P	1	B	48948	55488	Y	N		Agency	1
HTH 212	LM	9/25/2019		109745	HOSP EXECUTIVE CHEF	Y		00	P	1	B			Y	N			1
HTH 212	LM	7/1/2019	Abolish	20906	ENVIRON SVCS WKR II	N	BC02	01	P	1	B	42396						2
HTH 212	LM	9/1/2019	TA purpose only	58944	ENVIRMNTL SVCS SUPT II	N	SR24	04	T	1	B	27.18		N	N		TA Purpose	1
HTH 212	LM	3/14/2019		20902	ENVIRON SVCS WKR II	N	BC02	01	P	1	B	42396	40176	Y	N			1
HTH 212	LM	12/1/2018	1/1/2020	57332	BLDG MAINT WORKER I	N	BC09	01	P	1	B	56832	56832	Y	N			1
HTH 212	LM	7/16/2019	Abolish	47697	BLDG MAINT WORKER I	N	BC09	01	P	1	B	56832	53856	N	N			1
HTH 212	LM	6/7/2019		58937	REGISTERED PROF NURSE IV	N	SR22	09	P	1	B	114180		Y	N			1
HTH 212	LM	12/3/2018	1/21/2020	34030	CLERK III	N	SR08	03	P	1	B	30240		Y	N			1
HTH 212	LM	11/27/2019		58598	PATIENT ACCESS REP II	N	SR13	03	P	0.6	B	36732		Y	N			1
HTH 212	LM	9/10/2019		58936	CLINIC RECEPTIONIST I	N	SR11	03	P	0.9	B	34020		Y	N			1
HTH 212	LM	7/1/2019	Abolish	55331	CLINIC RECEPTIONIST I	N	SR11	03	P	1	B	34020			N			1
HTH 212	LM	9/17/2019		109573	REGIONAL HR DIR	Y		00	P	1	B	147000	138242.4	N	N		TA Purpose	2
HTH 212	LM	7/1/2019		58047	HEALTH INFO MGMT ADMR II	N	EM05	35	P	1	B	120258	114107.04	Y	N		Contractor	1
HTH 212	LM	9/26/2019		109715	CHIEF MEDICAL OFFICER	Y		00	P	1	B			Y	N		Contractor	1
HTH 212	LM	4/6/2019	12/1/2019	20862	REGISTERED PROF NURSE V	N	SR23	29	P	1	B	121716		Y	N			1
HTH 212	LF	6/1/2019	1/1/2020	58938	REGISTERED PROF NURSE III	N	SR20	09	P	1	B	7760		Y	N		Agency	1
HTH 212	LF	8/1/2019	12/16/2019	58698	REGISTERED PROF NURSE II	N	SR18	09	P	0.9	B	93193		Y	N			1
HTH 212	LF	4/18/2017		109568	PER DIEM NURSE	Y		79	T	0.4	B	49.78		Y	Y	1		2
HTH 212	LF	1/15/2018		109590	PER DIEM LPN	Y		70	T	0.3	B	24.14		Y	Y	1		2
HTH 212	LF	7/1/2019	12/8/2019	56562	REGISTERED PROF NURSE III	N	SR20	09	P	1	B	88120		Y	N			1
HTH 212	LF	11/27/2018		58841	OCCUPATIONAL THERAPIST IV	N	SR22	13	P	1	B	52956		Y	N			1
HTH 212	LF	9/25/2019		109744	HOSP EXECUTIVE CHEF	Y		00	P	1	B			Y	N			1
HTH 212	LF	6/30/2018	12/16/2019	56903	GENERAL LABORER II	N	BC03	01	T	1	B	43584		Y	N			1
HTH 212	LF	7/5/2016	TA purpose only	58274	BLDG MAINT WORKER II	N	WS09	01	T	1	B						TA Purpose	
HTH 212	LF	8/16/2012	TA purpose only	57344	AUTOMOTIVE MECHANIC I	N	BC10	01	T	1	B						TA Purpose	
HTH 212	LF	6/1/2019		57587	INFO TECHNOLOGY SPCLT III	N	SR20	13	P	1	B	48948		Y	N			1
HTH 212	LF	6/1/2019	1/16/2020	20743	ACCOUNTANT IV	N	SR22	23	P	1	B	52956	69732	Y	N			1
HTH 212	LF	11/1/2018		20742	PRE AUDIT CLERK I	N	SR11	03	P	1	B							
HTH 212	LF	7/16/2018		58786	REGISTERED PROF NURSE III	N	SR20	09	P	1	B		n/a	Y	N			1
HTH 212	LF	11/1/2019		58900	REGISTERED PROF NURSE III	N	SR20	09	P	1	B		n/a	Y	N			1
HTH 212	LF	3/1/2019		20166	REGISTERED PROF NURSE IV	N	SR22	09	P	1	B		122964	N	N			1
HTH 212	LF	2/2/2010		108654	PER DIEM NURSE	Y		79	T	0.3	B		n/a	N	N			1
HTH 212	LF	9/28/2008		108655	PER DIEM NURSE	Y		79	T	0.3	B		n/a	N	N			1
HTH 212	LF	2/22/2009		108656	PER DIEM NURSE	Y		79	T	0.3	B		n/a	N	N			1
HTH 212	LF	2/15/2003		108657	PER DIEM NURSE	Y		79	T	0.3	B		n/a	N	N			1
HTH 212	LF	12/29/2013		109388	PER DIEM CNA	Y		70	T	0.3	B		n/a	N	N			1
HTH 212	LF	4/1/2011		109389	PER DIEM CNA	Y		70	T	0.3	B		n/a	N	N			1
HTH 212	LF	4/29/2017		58172	PHYSICAL THERAPIST ASST FP	N	HE10	10	P	0.5	B		n/a	Y	N		Agency	1
HTH 212	LF	5/26/2017		58247	CERTIFIED NURSE AIDE ENTRY	N	HE02	10	P	1	B		36780	Y	N			1
HTH 212	LF	10/2/2017		58412	CERTIFIED NURSE AIDE ENTRY	N	HE02	10	P	1	B		36780	Y	N			1
HTH 212	LF	4/16/2018		20175	CERTIFIED NURSE AIDE FP	N	HE04	10	P	0.5	B		38832	Y	N			1
HTH 212	LF	10/12/2019		54547	CERTIFIED NURSE AIDE FP	N	HE04	10	P	1	B		38832	N	N			1
HTH 212	LF	9/25/2015		58171	LICENSED PRACTICAL NURSE FP	N	HE08	10	P	0.6	B		n/a	Y	N			1
HTH 212	LF	5/16/2016		58246	LICENSED PRACTICAL NURSE FP	N	HE08	10	P	1	B		n/a	Y	N			1
HTH 212	LF	8/1/2008		109108	PER DIEM LPN	Y		70	T	0.3	B		n/a	N	N			1
HTH 212	LF	12/21/2018		20172	CERTIFIED NURSE AIDE FP	N	HE04	10	P	1	B		41592	Y	N			1
HTH 212	LF	11/16/2019		58648	CLERK IV	N	SR10	03	P	1	B		32664	Y	N			1
HTH 212	LF	10/21/2016		58419	PHYSICAL THERAPIST III	N	SR20	13	P	1	B		n/a	Y	N			1
HTH 212	LF	10/21/2016		58417	OCCUPATIONAL THERAPIST III	N	SR20	13	T	0.5	B		n/a	Y	N		Agency	1

Department of Health - Hawaii Health Systems Corporation
 Vacancy Report as of November 30, 2019

Prog ID	Sub-Org	Date of Vacancy	Expected Fill Date	Position	PosDescription	Exempt (Y/N)	SR Level	BU Code	Perm/Temp (P/T)	FTE	MOF	Budgeted Amount	Actual Salary Last Paid	Authority to Hire (Y/N)	Occupied by 89 Day Hire (Y/N)	# of 89 Hire Appts	Describe if Filled by other Means	Priority # to Retain
HTH 212	LF	9/25/2019		58895	ENVIRON SVCS WKR II	N	BC02	01	P	1	B		n/a	Y	N			1
HTH 212	LG	6/24/2019		57231	REGISTERED PROF NURSE III	N	SR20	09	P	0.9	B		103548	Y	N			1
HTH 212	LG	11/27/2018		108624	PER DIEM NURSE	Y		79	T	0.3	B		30695	Y	N			1
HTH 212	LG	3/1/2019		108625	PER DIEM NURSE	Y		79	T	0.3	B		25886	N	N			1
HTH 212	LG	7/11/2019		108635	PER DIEM NURSE	Y		79	T	0.3	B		23297	N	N			1
HTH 212	LG	12/29/2017		109498	PER DIEM NURSE	Y		79	T	0.3	B		30695	Y	N			1
HTH 212	LG	10/15/2019		109661	PER DIEM NURSE	Y		79	T	0.3	B		31063	N	N			1
HTH 212	LG	10/11/2016		58232	REGISTERED PROF NURSE II	N	SR18	09	T	1	B		73368	N	N			1
HTH 212	LG	6/20/2017		58233	REGISTERED PROF NURSE II	N	SR18	09	T	1	B		73368	N	N			1
HTH 212	LG	6/19/2017		58252	REGISTERED PROF NURSE II	N	SR18	09	T	1	B		73368	N	N			1
HTH 212	LG	6/24/2019		54321	CERTIFIED NURSE AIDE FP	N	HE04	10	P	1	B		40656	Y	N			1
HTH 212	LG	11/15/2019		55960	TELEMETRY TECHNICIAN FP	N	HE08	10	P	1	B		50220	Y	N			1
HTH 212	LG	1/16/2014		108621	PER DIEM NURSE	Y		79	T	0.3	B		30695	Y	N			1
HTH 212	LG	9/7/2019		109706	PER DIEM NURSE	Y		79	T	0.3	B		25886	Y	N			1
HTH 212	LG	2/1/2019	1/22/2020	57503	ADMINISTRATIVE SVCS OFFR I	N	EM01	35	P	1	B		n/a	Y	N			1
HTH 212	LG	5/13/2019	7/1/2020	109722	STAFF PHYSICIAN	Y		00	P	1	B		n/a	Y	N			1
HTH 212	LG	11/1/2019		55827	HEALTH UNIT CLERK II	N	SR10	03	P	1	B		39720	N	N			1
HTH 212	LG	9/26/2017		49427	REGISTERED PROF NURSE III	N	SR20	09	P	0.6	B		87228	Y	N		Agency	1
HTH 212	LG	6/1/2019		54001	REGISTERED PROF NURSE III	N	SR20	09	P	0.9	B		107496	N	N		Agency	1
HTH 212	LG	10/1/2019		54002	REGISTERED PROF NURSE III	N	SR20	09	P	0.9	B		112920	N	N		Agency	1
HTH 212	LG	4/22/2019		57952	REGISTERED PROF NURSE III	N	SR20	09	P	0.9	B		102324	N	N		Agency	1
HTH 212	LG	4/30/2017		58237	REGISTERED PROF NURSE III	N	SR20	09	P	0.9	B		87228	Y	N		Agency	1
HTH 212	LG	8/1/2019		54447	REGISTERED PROF NURSE IV	N	SR22	09	P	1	B		117036	N	N			1
HTH 212	LG	8/14/2018		108633	PER DIEM NURSE	Y		79	T	0.3	B		30695	N	N			1
HTH 212	LG	2/19/2016		109287	PER DIEM NURSE	Y		79	T	0.3	B		30695	N	N			1
HTH 212	LG	5/31/2019		109296	PER DIEM NURSE	Y		79	T	0.3	B		30695	N	N			1
HTH 212	LG	12/22/2018		109677	PER DIEM CNA	Y		70	T	0.3	B		12480	N	N			1
HTH 212	LG	1/6/2019		30332	REGISTERED PROF NURSE III	N	SR20	09	P	0.9	B		104868	N	N		Agency	1
HTH 212	LG	7/12/2019		44966	REGISTERED PROF NURSE III	N	SR20	09	P	0.9	B		87228	Y	N		Agency	1
HTH 212	LG	8/29/2019		45813	REGISTERED PROF NURSE III	N	SR20	09	P	0.5	B		110184	N	N		Agency	1
HTH 212	LG	6/2/2019		55725	REGISTERED PROF NURSE III	N	SR20	09	P	0.6	B		90972	Y	N			1
HTH 212	LG	7/23/2019		57936	REGISTERED PROF NURSE III	N	SR20	09	P	0.9	B		102324	N	N		Agency	1
HTH 212	LG	9/10/2019		108626	PER DIEM NURSE	Y		79	T	0.3	B		31063	N	N			1
HTH 212	LG	7/17/2018		108631	PER DIEM NURSE	Y		79	T	0.3	B		30695	N	N			1
HTH 212	LG	9/29/2017		108648	PER DIEM NURSE	Y		79	T	0.3	B		30695	Y	N			1
HTH 212	LG	6/19/2019		109502	PER DIEM NURSE	Y		79	T	0.3	B		31063	Y	N			1
HTH 212	LG	11/15/2019		58893	HEALTH UNIT CLERK II	N	SR10	03	P	0.6	B		32664	Y	N			1
HTH 212	LG	6/30/2017		26140	REGISTERED PROF NURSE III	N	SR20	09	P	0.5	B		87228	N	N			1
HTH 212	LG	11/4/2019		30985	REGISTERED PROF NURSE III	N	SR20	09	P	0.6	B		106128	Y	N			1
HTH 212	LG	5/16/2019		38613	REGISTERED PROF NURSE III	N	SR20	09	P	0.9	B		103548	Y	N			1
HTH 212	LG	9/16/2019		53781	REGISTERED PROF NURSE III	N	SR20	09	P	1	B		111504	N	N			1
HTH 212	LG	1/6/2017		56812	REGISTERED PROF NURSE III	N	SR20	09	P	0.9	B		87228	N	N			1
HTH 212	LG	3/28/2019		108632	PER DIEM NURSE	Y		79	T	0.3	B		30695	Y	N			1
HTH 212	LG	3/30/2018		108636	PER DIEM NURSE	Y		79	T	0.3	B		30695	N	N			1
HTH 212	LG	10/19/2017		109503	PER DIEM NURSE	Y		79	T	0.3	B		30695	N	N			1
HTH 212	LG	11/4/2017		109595	PER DIEM NURSE	Y		79	T	0.3	B		30695	N	N			1
HTH 212	LG	8/1/2019		56823	CLERK IV	N	SR10	03	P	1	B		44724	Y	N			1
HTH 212	LG	6/29/2019		20257	REGISTERED PROF NURSE III	N	SR20	09	P	1	B		114276	Y	N		Agency	1
HTH 212	LG	2/1/2019		30994	REGISTERED PROF NURSE III	N	SR20	09	P	1	B		106128	N	N		Agency	1
HTH 212	LG	5/1/2019		34002	REGISTERED PROF NURSE III	N	SR20	09	P	1	B		103548	N	N		Agency	1
HTH 212	LG	8/14/2018		47029	REGISTERED PROF NURSE III	N	SR20	09	P	1	B		90972	Y	N		Agency	1
HTH 212	LG	2/5/2018		58162	REGISTERED PROF NURSE III	N	SR20	09	P	1	B		90972	Y	N		Agency	1
HTH 212	LG	4/30/2019		46574	SURGICAL TECHNICIAN FP	N	HE08	10	P	1	B		45576	N	N			1
HTH 212	LG	6/9/2017		53528	SURGICAL TECHNICIAN FP	N	HE08	10	P	1	B		44964	Y	N		Agency	1
HTH 212	LG	5/4/2018		58653	SURGICAL TECHNICIAN FP	N	HE08	10	T	0.3	B		13672	N	N			1
HTH 212	LG	12/28/2018		108634	PER DIEM NURSE	Y		79	T	0.3	B		31063	N	N			1
HTH 212	LG	9/9/2017		109059	PER DIEM NURSE	Y		79	T	0.3	B		30695	N	N			1
HTH 212	LG	11/3/2016		54896	IMAGING SPECIALIST II	N	SR18	13	P	1	B		51036	Y	N		Agency	1
HTH 212	LG	11/14/2018		58788	REGISTERED PROF NURSE III	N	SR20	09	P	1	B		90972	N	N			1
HTH 212	LG	10/16/2019		109747	PER DIEM NURSE	Y		79	T	0.3	B		n/a	Y	N			1
HTH 212	LG	8/30/2019		108620	PER DIEM NURSE	Y		79	T	0.3	B		31063	N	N			1
HTH 212	LG	12/8/2006		55049	IMAGING SPECIALIST IV	N	SR22	13	T	0.3	B		22632	Y	N			1
HTH 212	LG	12/4/2015		58230	IMAGING SPECIALIST IV	N	SR22	13	T	0.3	B		31200	Y	N			1

Department of Health - Hawaii Health Systems Corporation
Vacancy Report as of November 30, 2019

Prog ID	Sub-Org	Date of Vacancy	Expected Fill Date	Position	PosDescription	Exempt (Y/N)	SR Level	BU Code	Perm/Temp (P/T)	FTE	MOF	Budgeted Amount	Actual Salary Last Paid	Authority to Hire (Y/N)	Occupied by 89 Day Hire (Y/N)	# of 89 Hire Appts	Describe if Filled by other Means	Priority # to Retain
HTH 212	LG	10/12/2013		55847	IMAGING MULTI SPCLT	N	SR23	13	P	1	B		78768	Y	N			1
HTH 212	LG	11/1/2014		55848	IMAGING MULTI SPCLT	N	SR23	13	P	1	B		78768	Y	N			1
HTH 212	LG	6/1/2016		58248	IMAGING MULTI SPCLT	N	SR23	13	P	1	B		78768	Y	N			1
HTH 212	LG	9/28/2016		35030	IMAGING SPECIALIST IV	N	SR22	13	P	1	B		51036	Y	N			1
HTH 212	LG	6/1/2019		41941	IMAGING SPECIALIST IV	N	SR22	13	P	1	B		60012	Y	N			1
HTH 212	LG	1/20/2017		55839	IMAGING SPECIALIST IV	N	SR22	13	P	1	B		69540	Y	N			1
HTH 212	LG	5/29/2014		57934	IMAGING MULTI SPCLT	N	SR23	13	P	1	B		60012	Y	N			1
HTH 212	LG	4/1/2018		58647	IMAGING MULTI SPCLT	N	SR23	13	P	1	B		n/a	Y	N			1
HTH 212	LG	9/17/2010		45481	RESPIRATORY THERAPY TECH FP	N	HE12	10	T	0.3	B		16848	Y	N		Agency	1
HTH 212	LG	12/18/2007		56291	RESPIRATORY THERAPY TECH FP	N	HE12	10	T	0.3	B		16848	Y	N		Agency	1
HTH 212	LG	3/31/2019		57662	RESPIRATORY THERAPY TECH FP	N	HE12	10	P	0.9	B		59580	Y	N		Agency	1
HTH 212	LG	3/20/2019		58654	RESPIRATORY THERAPY TECH FP	N	HE12	10	P	0.9	B		57120	Y	N		Agency	1
HTH 212	LG	11/20/2019		37107	RESPIRATORY THERAPY SUPVR	N	HE13	10	P	1	B		69780	N	N			1
HTH 212	LG	1/1/2016		58409	PHYSICAL THERAPIST ASST FP	N	HE10	10	T	0.3	B		16000	Y	N			1
HTH 212	LG	1/25/2013		57653	PHYSICAL THERAPIST III	N	SR20	13	T	0.3	B		21840	N	N			1
HTH 212	LG	3/20/2013		57660	SPEECH PATHOLOGIST III	N	SR20	13	T	0.3	B		24960	N	N			1
HTH 212	LG	10/2/2018		58795	CLERK IV	N	SR10	03	P	1	B		n/a	Y	Y	1		1
HTH 212	LG	7/25/2018		20281	KITCHEN HELPER	N	BC02	01	P	1	B		40176	Y	N			1
HTH 212	LG	10/14/2019		58898	COOK III	N	WS08	01	P	1	B		n/a	Y	N			1
HTH 212	LG	1/11/2017		58530	SOCIAL WORKER III	N	SR20	13	T	0.3	B		48948	Y	N			1
HTH 212	LG	10/2/2019	12/12/2019	58891	CENTRAL SUPPLY AIDE I	N	SR06	03	P	1	B		27912	Y	N			1
HTH 212	LG	10/6/2008		56421	CENTRAL SUPPLY AIDE III	N	SR10	03	T	0.3	B		9316	Y	N			1
HTH 212	LG	1/9/2016	1/9/2020	54893	PHARMACIST I	N	SR22	13	T	0.3	B		17700	Y	N			1
HTH 212	LG	10/1/2013	12/12/2019	57776	PHARMACIST I	N	SR22	13	T	0.3	B		28173	Y	N			1
HTH 212	LG	8/16/2014		58057	PHARMACY TECHNICIAN ENTRY	N	HE04	10	T	0.3	B		12480	Y	N			1
HTH 212	LG	7/5/2017		58176	PHARMACY TECHNICIAN FP	N	HE06	10	P	1	B		41592	N	N			1
HTH 212	LG	9/17/2018	12/23/2019	58791	ENVIRON SVCS WKR II	N	BC02	01	T	0.3	B		12717	Y	N			1
HTH 212	LG	10/8/2019	1/9/2019	58896	ENVIRON SVCS WKR II	N	BC02	01	T	0.3	B		n/a	Y	N			1
HTH 212	LG	11/15/2018		57236	DATA PROCG USER SUPPT TECH	N	SR15	03	P	1	B		37752	Y	N			1
HTH 212	LG	3/16/2019		56425	PATIENT ACCOUNT REP I	N	SR11	03	P	1	B		36732	N	N			1
HTH 212	LG	8/1/2019		26171	PATIENT ACCESS REP I	N	SR11	03	P	1	B		34020	Y	N			1
HTH 212	LG	9/17/2019		56582	PATIENT ACCESS REP I	N	SR11	03	P	1	B		34020	Y	N			1
HTH 212	LG	6/16/2012		57499	PATIENT ACCESS REP I	N	SR11	03	T	0.3	B		9360	Y	N			1
HTH 212	LG	1/8/2013		57649	PATIENT ACCESS REP I	N	SR11	03	T	0.3	B		9360	Y	N			1
HTH 212	LG	7/1/2016		58254	PATIENT ACCESS REP I	N	SR11	03	T	0.3	B		10206	Y	N			1
HTH 212	LG	10/16/2017		58231	PATIENT ACCESS REP IV	N	SR17	03	P	1	B		40848	N	N			1
HTH 212	LG	8/16/2019		58632	PATIENT ACCESS REP V	N	SR19	03	P	1	B		52296	Y	N			1
HTH 212	LG	1/18/2018		58643	HUMAN RESOURCES CLERK III	N	SR09	63	T	0.5	B		n/a	Y	N			1
HTH 212	LG	6/11/2019		54528	HUMAN RESOURCES SPECIALIST V	N	SR24	73	P	1	B		55092	Y	N			1
HTH 212	LG	9/5/2013		49215	CLERK III	N	SR08	03	T	1	B		28000	N	N			1
HTH 212	LG	4/1/2015		39856	CODER III	N	SR17	03	P	1	B		60000	Y	N		Contract	1
HTH 212	LG	8/16/2014		58059	CODER III	N	SR17	03	T	0.3	B		n/a	Y	N		Contract	1
HTH 212	LG	11/23/2019		58423	CLERK IV	N	SR10	03	P	1	B		39720	N	N			1
HTH 212	LG	7/2/2019		109286	PER DIEM NURSE	Y		79	T	0.3	B		30695	Y	N			1
HTH 212	LG	10/26/2019		58549	HEALTH UNIT CLERK II	N	SR10	03	P	1	B		32664	Y	N			1
HTH 212	LG	7/1/2018		58781	REGISTERED PROF NURSE II	N	SR18	09	T	0.9	B		n/a	N	N			1
HTH 212	LG	5/30/2019		58782	REGISTERED PROF NURSE II	N	SR18	09	T	0.9	B		77436	N	N			1
HTH 212	LG	8/19/2019		58783	REGISTERED PROF NURSE II	N	SR18	09	T	0.9	B		77436	N	N			1
HTH 212	LG	10/30/2018		55607	REGISTERED PROF NURSE III	N	SR20	09	P	0.9	B		68860	Y	N			1
HTH 212	LG	3/19/2007		56108	NURSE AIDE ENTRY	N	HE02	10	T	0.3	B		11955	N	N			1
HTH 212	LG	5/1/2013		57665	NURSE AIDE ENTRY	N	HE02	10	T	0.3	B		12191	N	N			1
HTH 212	LG	6/1/2013		57669	NURSE AIDE ENTRY	N	HE02	10	T	0.3	B		5896	N	N			1
HTH 212	LG	7/16/2014		57942	NURSE AIDE ENTRY	N	HE02	10	T	0.3	B		12191	N	N			1
HTH 212	LG	2/3/2015		58073	NURSE AIDE ENTRY	N	HE02	10	T	0.3	B		5000	Y	N			1
HTH 212	LG	3/9/2018		58646	NURSE AIDE ENTRY	N	HE02	10	T	0.3	B		5000	Y	N			1
HTH 212	LG	1/19/2012	1/12/2020	109043	PER DIEM CNA	Y		70	T	0.3	B		11232	Y	N			1
HTH 212	LG	11/18/2012		109044	PER DIEM CNA	Y		70	T	0.3	B		11232	Y	N			1
HTH 212	LG	6/1/2017		108622	PER DIEM NURSE	Y		79	T	0.3	B		29328	N	N			1
HTH 212	LG	3/10/2016		108649	PER DIEM NURSE	Y		79	T	0.3	B		29328	N	N			1
HTH 212	LG	11/18/2019	1/2/2020	58060	REGISTERED PROF NURSE III	N	SR20	09	P	0.6	B		106128	Y	N			1
HTH 212	LG	2/12/2019		108637	PER DIEM NURSE	Y		79	T	0.3	B		31063	N	N			1
HTH 212	LG	10/29/2019	1/1/2020	58422	REGISTERED PROF NURSE III	N	SR20	09	P	0.5	B		108792	Y	N			1
HTH 212	LG	6/6/2019		58251	SECRETARY II	N	SR14	03	P	1	B		41364	N	N			1

Department of Health - Hawaii Health Systems Corporation
 Vacancy Report as of November 30, 2019

<u>Prog ID</u>	<u>Sub-Org</u>	<u>Date of Vacancy</u>	<u>Expected Fill Date</u>	<u>Position</u>	<u>PosDescription</u>	<u>Exempt (Y/N)</u>	<u>SR Level</u>	<u>BU Code</u>	<u>Perm/Temp (P/T)</u>	<u>FTE</u>	<u>MOF</u>	<u>Budgeted Amount</u>	<u>Actual Salary Last Paid</u>	<u>Authority to Hire (Y/N)</u>	<u>Occupied by 89 Day Hire (Y/N)</u>	<u># of 89 Hire Appts</u>	<u>Describe if Filled by other Means</u>	<u>Priority # to Retain</u>
HTH 212	LG	5/21/2019		58889	MEDICAL STAFF SVCS COORD	N	SR24	13	P	1	B		n/a	Y	N			1

Department of Health - Hawaii Health Systems Corporation
Positions Established by Acts other than the State Budget as of November 30, 2019

Table 12

<u>Prog ID</u>	<u>Sub-Org</u>	<u>Date Established</u>	<u>Legal Authority</u>	<u>Position Number</u>	<u>Position Title</u>	<u>Exempt (Y/N)</u>	<u>SR Level</u>	<u>BU Code</u>	<u>T/P</u>	<u>MOF</u>	<u>FTE</u>	<u>Annual Salary</u>	<u>Filled (Y/N)</u>	<u>Occupied by 89 Day Hire (Y/N)</u>
HTH 212	LM	11/18/2019	HRS 323.FC & HRS 76-16-17	TBD	Physician Practice Director	Y	NEGO	0	P	B	1	150000	N	N
HTH 212	LM	11/25/2019	HRS 323.FC & HRS 76-16-17	109749	Physician Informaticist	Y	NEGO	0	T	B	0.3	84.13/HR	N	Y
HTH 212	LM	12/2/2019	HRS 323.FC & HRS 76-16-17	TBD	Physician Extender	Y	NEGO	0	P	B	1	137000	N	N
HTH 212	LM	11/18/2019	HRS 323.FC & HRS 76-16-17	TBD	Staff Physician	Y	NEGO	0	T	B	0.3	120.19/HR	N	N
HTH 212	LM	1/1/2020	HRS 76 & 89	58689	FMO-Revenue Cycle Officer	N	EM05	35	P	B	1	129444.5	N	N
HTH 212	LM	1/1/2020	HRS 76 & 89	59033	Health Info Tech I	N	SR11	3	P	B	1	34020	N	N
HTH 212	LM	1/1/2020	HRS 76 & 89	59034	Health Info Tech I	N	SR11	3	P	B	1	34020	N	N
HTH 212	LM	1/1/2020	HRS 76 & 89	59035	Health Info Tech I	N	SR11	3	P	B	1	34020	N	N
HTH 212	LM	1/1/2020	HRS 76 & 89	59036	Health Info Tech I	N	SR11	3	P	B	1	34020	N	N
HTH 212	LM	1/1/2020	HRS 76 & 89	58980	Inf Tech Specialist IV	N	SR22	13	P	B	1	52956	N	N

Department of Health - Hawaii Health Systems Corporation
Overtime Expenditure Summary

Table 13

Prog ID	Sub-Org	Program Title	MOF	FY19 (actual)			FY20 (estimated)			FY21 (budgeted)			FY22 (budgeted)		
				Base Salary \$\$\$\$	Overtime \$\$\$\$	Overtime Percent	Base Salary \$\$\$\$	Overtime \$\$\$\$	Overtime Percent	Base Salary \$\$\$\$	Overtime \$\$\$\$	Overtime Percent	Base Salary \$\$\$\$	Overtime \$\$\$\$	Overtime Percent
HTH 212	LP	Leahi Hospital	B	\$ 11,961,196	\$ 936,225	7.83%	\$ 12,328,136	\$ 734,442	5.96%	\$ 13,025,864	\$ 675,000	5.18%	\$ 13,317,226	\$ 691,875	5.2%
HTH 212	LC	Maluhia	B	\$ 10,227,677	\$ 812,924	7.95%	\$ 10,724,589	\$ 689,004	6.42%	\$ 11,657,572	\$ 650,000	5.58%	\$ 11,949,011	\$ 671,375	5.6%
HTH 212	LG	Kona Community Hospital	B	\$ 33,230,448	\$ 2,662,383	8.0%	\$ 35,700,000	\$ 2,475,000	6.9%	\$ 36,949,500	\$ 2,500,000	6.8%	\$ 38,242,733	\$ 2,550,000	6.7%
HTH 212	LF	Kohala Hospital	B	\$ 4,116,415	\$ 665,480	16.2%	\$ 4,224,000	\$ 540,000	12.8%	\$ 4,371,840	\$ 550,000	12.6%	\$ 4,524,854	\$ 570,000	12.6%
HTH 212	LD	Hilo Medical Center	B	\$ 77,775,563	\$ 5,393,397	6.9%	\$ 81,430,523	\$ 4,703,724	5.8%	\$ 90,986,326	\$ 5,255,702	5.8%	\$ 94,625,779	\$ 5,465,930	5.8%
HTH 212	LE	Hale Ho'ola Hamakua	B	\$ 6,452,452	\$ 1,057,346	16.4%	\$ 6,562,215	\$ 905,361	13.8%	\$ 7,720,089	\$ 1,065,108	13.8%	\$ 8,028,893	\$ 1,107,712	13.8%
HTH 212	LH	Ka'u Hospital	B	\$ 4,538,819	\$ 353,552	7.8%	\$ 5,265,528	\$ 349,814	6.6%	\$ 8,396,776	\$ 557,837	6.6%	\$ 8,732,647	\$ 580,151	6.6%
HTH 212	LM	KVMH	B	\$ 19,948,203	\$ 1,216,351	5.7%	\$ 20,924,750	\$ 1,507,342	6.7%	\$ 21,657,117	\$ 1,560,099	6.7%	\$ 22,415,116	\$ 1,614,702	6.7%
HTH 212	LN	SMMH	B	\$ 7,454,798	\$ 1,085,163	12.7%	\$ 8,344,749	\$ 856,134	9.3%	\$ 8,636,815	\$ 886,099	9.3%	\$ 8,939,104	\$ 917,112	9.3%
HTH210	LB	Hawaii Health Systems Corp	B	\$ 8,648,900	\$ 57,180	0.7%	\$ 7,100,402	\$ 68,571	1.0%	\$ 7,354,029	\$ 115,500	1.6%	\$ 7,354,029	\$ 115,500	1.6%

Hawaii Health Systems Corporation
Active Contracts as of December 1, 2019

Table 14

Prog ID	MOF	Amount Spent	Frequency (M/A/O)	Max Value	Outstanding Balance	Term of Contract			Entity	Contract Description	Explanation of How Contract is Monitored	POS Y/N	Category E/L/P/C/G/S/*
						Date Executed	From	To					
HTH210	B	\$ -	O	\$ 116,775	\$ 116,775	5/29/2018	5/29/2018	5/28/2021	22nd Century Technologies, Inc.	Temporary Personnel Services	Technical Rep Approves Performance	Y	G/S
HTH212	B	\$ 2,849	O	\$ 2,608	\$ (241)	7/28/2014	7/28/2014	7/27/2020	3E COMPANY	Material Safety Data Sheets reference hotline and online.	Technical Rep Approves Performance	Y	G/S
HTH210/HTH212	B	\$ 283,929	M	\$ 402,958	\$ 119,029	10/26/2009	10/26/2009	9/28/2020	3M #2	Various	Technical Rep Approves Performance	Y	G/S
HTH212	B	\$ 3,109	O	\$ 50,000	\$ 46,891	6/1/2019	6/1/2019	5/31/2020	4IMPRINT, INC.	75 Puuhonu suite #100 Daylum	Technical Rep Approves Performance	Y	G/S
HTH210/HTH212	B	\$ 207,700	M	\$ 183,843	\$ (23,857)	3/1/2014	3/1/2014	7/31/2021	A & B PROPERTIES, INC.	Various	Technical Rep Approves Performance	Y	G/S
HTH210	B	\$ 421,900	O	N/A	N/A	7/1/2017	7/1/2017	6/30/2022	ACCESS INFORMATION #1	Record Storage and Destruction of Files	Technical Rep Approves Performance	Y	G/S
HTH210	B	\$ 249,564	O	\$ 324,300	\$ 74,736	3/29/2018	3/29/2018	3/28/2021	ACCLAMATION INSURANCE	3rd PARTY ADMINISTRATION OF WORKERS COMPENSATION CLAIMS	Technical Rep Approves Performance	Y	G/S
HTH212	B	\$ 15,000	O	\$ 47,632	\$ 32,632	3/9/2018	3/9/2018	3/7/2020	ACQUIRE, INC. DBA MDSTAFFERS	Contractor shall provide physician recruitment services as needed.	Technical Rep Approves Performance	Y	G/S
HTH210	B	\$ 802,145	M	\$ 608,108	\$ (194,037)	7/24/2017	7/24/2017	6/30/2022	AIRGAS - GASPRO STD	Airgas: Medical Gas Supply and Related Products/Srvcs	Technical Rep Approves Performance	Y	G/S
HTH212	B	\$ 10,727	O	\$ 10,872	\$ 145	7/30/2017	7/30/2017	7/29/2020	ALERE INFORMATICS, INC.	Roche Glucose Software	Technical Rep Approves Performance	Y	G/S
HTH210/HTH212	B	\$ 77,987	O	\$ 323,693	\$ 245,706	7/2/2018	7/2/2018	12/31/2020	ALLSCRIPTS LLC	Various	Technical Rep Approves Performance	Y	G/S
HTH212	B	\$ 5,834	O	\$ 9,613	\$ 3,779	10/24/2017	10/24/2017	10/23/2020	ALOHA TERMITE KAUAI, INC.	Pest elimination services at KVMH & SMMH.	Technical Rep Approves Performance	Y	G/S
HTH210	B	\$ 128,779	O	\$ 116,775	\$ (12,004)	4/15/2018	4/15/2018	4/14/2021	ALTRES STAFFING, INC.	Temporary Personnel Staffing Services	Technical Rep Approves Performance	Y	G/S
HTH212	B	\$ 11,009	O	\$ 19,566	\$ 8,557	11/15/2019	11/15/2019	11/14/2020	AMERICAN ELECTRIC CO. LLC	Infrared thermography & ultrasonic testing of electrical distribution system	Technical Rep Approves Performance	Y	G/S
HTH210	B	\$ 4,994	O	\$ 233,550	\$ 228,556	3/21/2017	3/21/2017	3/20/2020	AMERICAN MEDICAL RESPONSE #5	Emergency Medical Services	Technical Rep Approves Performance	Y	G/S
HTH210	B	\$19,264,874	M	N/A	N/A	2/28/2019	2/28/2019	4/30/2020	AMERISOURCEBERG EN DRUG***	GPO - Pharmay Distribution System Wide	Technical Rep Approves Performance	Y	G/S
HTH212	B	\$ 824,993	O	\$ 1,627,260	\$ 802,267	8/6/2018	8/6/2018	8/5/2020	ANESTHESIA MEDICAL, THE	Anesthesia Management Services	Technical Rep Approves Performance	Y	G/S
HTH210	B	\$ 1,294	O	\$ 125,174	\$ 123,880	9/25/2018	9/25/2018	9/24/2020	BAKER & HOSTETLER LLP	Legal Services	Technical Rep Approves Performance	Y	G/S
HTH212	B	\$ 19,562	O	\$ 27,551	\$ 7,989	12/13/2018	12/13/2018	7/31/2020	BAKER, ROBERTA	Kau ER Physician Condo	Technical Rep Approves Performance	Y	G/S
HTH210	B	\$ 381	O	\$ 100,000	\$ 99,619	9/1/2017	9/1/2017	8/31/2022	BARNES & THORNBURG, LLP	Legal Services	Technical Rep Approves Performance	Y	G/S
HTH212	B	\$ 23,748	O	\$ 42,370	\$ 18,622	11/18/2019	11/18/2019	11/17/2020	BARRETT ROOFING INC.	Emergency Roof Repair	Technical Rep Approves Performance	Y	G/S
HTH212	B	\$ 1,350	O	\$ 2,500	\$ 1,150	10/16/2018	10/16/2018	10/16/2020	BAY CLINIC	Long Term Care Annual Screenings	Technical Rep Approves Performance	Y	G/S
HTH212	B	\$ 14,475	O	\$ 36,828	\$ 22,353	3/7/2017	3/7/2017	3/6/2020	BELIMED INCORPORATED	Washer/Disinfectors for OR and Sterilization with Preventative Maintenance	Technical Rep Approves Performance	Y	G/S

Hawaii Health Systems Corporation
Active Contracts as of December 1, 2019

Table 14

Prog ID	MOF	Amount Spent	ency (M/A/)	Max Value	Outstanding Balance	Date Executed	From	To	Entity	Contract Description	Explanation of How Contract is Monitored	POS Y/N	Category E/L/P/C/G/S/*
HTH210	B	\$ 1,047,539	M	\$ 2,503,477	\$ 1,455,938	9/18/2018	9/18/2018	9/17/2020	BLOOD BANK OF HAWAII	SA01 Memorializes 2019 Fee Schedule	Technical Rep Approves Performance	Y	G/S
HTH210	B	\$ 2,997	O	\$ 6,200	\$ 3,203	7/1/2019	7/1/2019	6/30/2020	BOTTOMLINE TECHNOLOGIES	Bottomline Technologies - Printer Software Lic. & Support	Technical Rep Approves Performance	Y	G/S
HTH212	B	\$ 41,594	O	\$ 89,404	\$ 47,810	2/22/2019	2/22/2019	2/21/2024	BRAINLAB INC	Operating room integration software and system	Technical Rep Approves Performance	Y	G/S
HTH210	B	\$ 12,870	O	\$ 250,174	\$ 237,304	7/23/2016	7/23/2016	7/22/2020	CADES SCHUTTE LLP	Legal Services	Technical Rep Approves Performance	Y	G/S
HTH212	B	\$ 16,841	O	\$ 33,333	\$ 16,492	1/1/2017	1/1/2017	12/31/2019	CALL CENTER OF HAWAII	Clinic Answering Service	Technical Rep Approves Performance	Y	G/S
HTH212	B	\$ 11,896	O	\$ 21,979	\$ 10,083	1/1/2019	1/1/2019	12/31/2021	CARDONE	Medical Records Services and MrView Licensing	Technical Rep Approves Performance	Y	G/S
HTH212	B	\$ 16,489	O	\$ 18,038	\$ 1,549	8/1/2018	8/1/2018	7/29/2020	CAREERBUILDER, LLC	Recruitment services	Technical Rep Approves Performance	Y	G/S
210/HTH	B	\$ 405,440	O	N/A	N/A	3/16/2011	3/16/2011	10/1/2024	CAREFUSION SOLUTIONS LLC	Various	Technical Rep Approves Performance	Y	G/S
HTH212	B	\$ 70,196	O	\$ 478,690	\$ 408,494	12/20/2013	12/20/2013	1/1/2021	CARRIER CORPORATION STD	Various	Technical Rep Approves Performance	Y	G/S
HTH210	B	\$ 1,085,903	M	\$ 2,627,559	\$ 1,541,656	11/15/2019	11/15/2019	12/13/2019	CERNER CORPORATION	Cerner - Electronic Medical Records System	Technical Rep Approves Performance	Y	G/S
HTH212	B	\$ 2,387	O	\$ 33,209	\$ 30,822	7/15/2017	7/15/2017	7/14/2020	CIMRO	Various	Technical Rep Approves Performance	Y	G/S
HTH212	B	\$ 17,930	M	\$ 35,566	\$ 17,636	1/23/2017	1/23/2017	1/22/2021	CLINICAL COMPUTER SYSTEMS, INC.	Fetal monitoring system	Technical Rep Approves Performance	Y	G/S
HTH210	B	\$12,319,914	M	\$ 14,873,864	\$ 2,553,950	7/1/2003	7/1/2003	12/21/2020	CLINICAL LABS. OF HI, LLP	Various	Technical Rep Approves Performance	Y	G/S
210/HTH	B	\$ 586,914	M	\$ 11,363,601	\$ 10,776,687	6/29/2016	6/29/2016	4/21/2022	COMPHEALTH, INC.	Various	Technical Rep Approves Performance	Y	G/S
HTH210	B	\$ 136,159	O	\$ 75,000	\$ (61,159)	1/1/2020	1/1/2020	12/31/2020	CONDUENT CARE MANAGEMENT, INC.	Clinical Support Software Products and related Support	Technical Rep Approves Performance	Y	G/S
210/HTH	B	\$ 432,726	M	\$ 1,251,739	\$ 819,013	7/1/2018	7/1/2018	6/30/2020	CONIFER HEALTH SOLUTIONS, LLC	East Hawaii Region Rev Cycle	Technical Rep Approves Performance	Y	G/S
HTH210	B	\$ 272	O	\$ 125,000	\$ 124,728	1/1/2019	1/1/2019	12/31/2020	COOLEY LLP	Data Security Legal Services	Technical Rep Approves Performance	Y	G/S
HTH212	B	\$ 233,447	O	\$ 440,000	\$ 206,553	10/25/2017	10/25/2017	10/24/2020	COVIDIEN EDI	Vent Maintenance	Technical Rep Approves Performance	Y	G/S
HTH212	B	\$ 4,827	O	\$ 15,910	\$ 11,083	5/31/2019	5/31/2019	5/30/2021	CUMMINS PACIFIC, LLC	Generator maintenance and load bank testing.	Technical Rep Approves Performance	Y	G/S
210/HTH	B	\$ 103,512	O	\$ 241,949	\$ 138,437	3/1/2016	3/1/2016	2/12/2021	DAVIS WRIGHT TREMAINE LLP	Various	Technical Rep Approves Performance	Y	G/S
HTH210	B	\$ 43,928	O	\$ 103,429	\$ 59,501	11/15/2017	11/15/2017	11/14/2020	DEER OAKS EAP SERVICES LLC	Employee Assistance Services Provider	Technical Rep Approves Performance	Y	G/S
HTH212	B	\$ 1,245	O	\$ 5,001	\$ 3,756	1/1/2020	1/1/2020	12/31/2021	DOC BUDDY	Mobil EMR Dictation service	Technical Rep Approves Performance	Y	G/S
HTH212	B	\$ 15,976	O	\$ 24,756	\$ 8,780	11/1/2019	11/1/2019	10/31/2020	DUDE SOLUTIONS, INC.	Maintenance department work order system	Technical Rep Approves Performance	Y	G/S
HTH212	B	\$ 16,136	M	\$ 14,479	\$ (1,657)	11/1/2018	11/1/2018	10/31/2020	ECOLAB INC	Pest Control	Technical Rep Approves Performance	Y	G/S
HTH212	B	\$ 54,986	O	\$ 427,333	\$ 372,347	5/1/2014	5/1/2014	7/31/2023	ELEKTA, INC.	Various	Technical Rep Approves Performance	Y	G/S
HTH212	B	\$ 204,599	O	N/A	N/A	9/1/2018	9/1/2018	8/31/2021	ENCOMPASS GROUP LLC	Laundry Tracking Program	Technical Rep Approves Performance	Y	G/S
HTH212	B	\$ 25,692	O	\$ 24,021	\$ (1,671)	8/1/2017	8/1/2017	5/31/2022	EOH ENTERPRISES LLC	Various	Technical Rep Approves Performance	Y	G/S

Hawaii Health Systems Corporation
Active Contracts as of December 1, 2019

Table 14

Prog ID	MOF	Amount Spent	ency (M/A/)	Max Value	Outstanding Balance	Date Executed	From	To	Entity	Contract Description	Explanation of How Contract is Monitored	POS Y/N	Category E/L/P/C/G/S/*
HTH212	B	\$ 67,935	O	\$ 115,468	\$ 47,533	3/2/2018	3/2/2018	11/14/2020	FIRE DOOR SOLUTIONS	Various	Technical Rep Approves Performance	Y	G/S
210/HTH	B	\$ 38,155	O	\$ 35,901	\$ (2,254)	10/15/2009	10/15/2009	10/14/2021	FIRST DATABANK	Various	Technical Rep Approves Performance	Y	G/S
210/HTH	B	\$ 469,836	O	\$ 521,151	\$ 51,315	3/6/2015	3/6/2015	10/15/2022	FUJIFILM MEDICAL SYST.USA	Various	Technical Rep Approves Performance	Y	G/S
210/HTH	B	\$ 18,147	O	\$ 205,218	\$ 187,071	2/18/2019	2/18/2019	2/17/2024	FUJIFILM MEDICAL SYSTEMS (NY)	Various	Technical Rep Approves Performance	Y	G/S
HTH212	B	\$ 31,012	O	\$ 29,508	\$ (1,504)	1/1/2017	1/1/2017	12/31/2019	GAMMA CORPORATION	Diagnostic & RSO Services - Imaging Department	Technical Rep Approves Performance	Y	G/S
HTH212	B	\$ 80,503	O	\$ 102,032	\$ 21,529	8/1/2017	8/1/2017	7/31/2020	GARDEN ISLE DISPOSAL, INC	Various	Technical Rep Approves Performance	Y	G/S
HTH210	B	\$ 102,449	O	\$ 270,889	\$ 168,440	10/1/2012	10/1/2012	9/30/2022	GE MEDICAL SYSTEMS	GE OEM Services - Updated Equipment List	Technical Rep Approves Performance	Y	G/S
HTH212	B	\$ 35,422	O	\$ 31,594	\$ (3,828)	4/15/2019	4/15/2019	4/14/2024	GRIFOLS USA, LLC	Pharmacy Medication workflow software & hardware	Technical Rep Approves Performance	Y	G/S
HTH212	B	\$ 13,229	O	\$ 14,146	\$ 917	7/8/2019	7/8/2019	7/7/2022	GUARDIAN FIRE, INC.	Annual fire prevention systems equipment testing services	Technical Rep Approves Performance	Y	G/S
HTH212	B	\$ 91,805	O	\$ 195,225	\$ 103,420	10/6/2017	10/6/2017	11/22/2020	HAWAII BIO-WASTE SYSTEMS	Various	Technical Rep Approves Performance	Y	G/S
HTH212	B	\$ 975,310	M	\$ 4,095,638	\$ 3,120,328	10/23/2014	10/23/2014	12/31/2021	HAWAII EMERGENCY	Various	Technical Rep Approves Performance	Y	G/S
HTH210	B	\$ 27,680	O	\$ 27,500	\$ (180)	4/1/2017	4/1/2017	3/31/2020	HAWAII EMPLOYERS COUNCIL	Collective Bargaining Advisory Services	Technical Rep Approves Performance	Y	G/S
HTH212	B	\$ 752,007	O	\$ 840,000	\$ 87,993	3/17/2019	3/17/2019	3/16/2020	HAWAII GAS	FURNISH AND DELIVER LIQUEFIED PETROLEUM GAS (LPG) TO WEST HAWAII REGION FACILITIES	Technical Rep Approves Performance	Y	G/S
HTH212	B	\$ 9,218	O	\$ 25,035	\$ 15,817	3/15/2018	3/15/2018	3/14/2020	HAWAII MOLD & ENVIRONMENTAL	Mold and environmental testing	Technical Rep Approves Performance	Y	G/S
HTH212	B	\$ 400	O	\$ 66,667	\$ 66,267	2/1/2017	2/1/2017	1/31/2020	HAWAII PERMANENTE MEDICAL #2	SA01	Technical Rep Approves Performance	Y	G/S
210/HTH	B	\$ 303,818	Hourly	\$ 328,745	\$ 24,927	10/1/2015	10/1/2015	2/28/2021	HAWAII RADIOLOGIC	Various	Technical Rep Approves Performance	Y	G/S
210/HTH	B	\$ 712,994	O	N/A	N/A	3/1/2012	3/1/2012	8/1/2023	HAWAIIAN TELCOM	Various	Technical Rep Approves Performance	Y	G/S
HTH210	B	\$ 622,992	O	\$ 550,765	\$ (72,227)	6/17/2019	6/17/2019	6/16/2021	HEALTH INFORMATION	Master Services Agreement for coding and code audit services. One of nine agreements for these services.	Technical Rep Approves Performance	Y	G/S
HTH210	B	\$ 11,250	O	\$ 28,013	\$ 16,763	8/8/2014	8/8/2014	8/7/2020	HEALTH PROFESSOR, INC.	Compliance LMS	Technical Rep Approves Performance	Y	G/S
HTH212	B	\$ 1,000	O	\$ 10,000	\$ 9,000	3/1/2019	3/1/2019	2/29/2020	Healthcare Appraisers, Inc.	Trial of FMV Calculator - HAI	Technical Rep Approves Performance	Y	G/S
HTH210	B	\$ 212,683	O	\$ 340,808	\$ 128,125	8/1/2017	8/1/2017	12/31/2020	HEALTHCARE ASSOCIATION OF	Membership for HAH, AHCA and AHA	Technical Rep Approves Performance	Y	G/S
HTH212	B	\$ 31,785	O	\$ 42,373	\$ 10,588	5/5/2017	5/5/2017	5/4/2020	HEALTHCARE COST SOLUTIONS, INC	Clinical documentation verification audit	Technical Rep Approves Performance	Y	G/S

Hawaii Health Systems Corporation
Active Contracts as of December 1, 2019

Table 14

Prog ID	MOF	Amount Spent	ency (M/A/)	Max Value	Outstanding Balance	Date Executed	From	To	Entity	Contract Description	Explanation of How Contract is Monitored	POS Y/N	Category E/L/P/C/G/S/*
HTH212	B	\$ 103,435	O	\$ 238,443	\$ 135,008	2/1/2018	2/1/2018	1/31/2025	HEALTHSTREAM, INC	Various	Technical Rep Approves Performance	Y	G/S
HTH212	B	\$ 24,000	O	\$ 105,000	\$ 81,000	2/7/2019	2/7/2019	2/6/2020	HEALTHTECH MANAGEMENT SERVICES	Consulting Services and EOC/LS Mock Survey Services.	Technical Rep Approves Performance	Y	G/S
HTH212	B	\$ 1,300	O	\$ 8,834	\$ 7,534	6/21/2017	6/21/2017	12/31/2021	HEINTZ, LAWRENCE L. PH.D.	Lawrence Heintz, PhD - Medical Ethicist Services	Technical Rep Approves Performance	Y	G/S
HTH212	B	\$ 281	O	\$ 421,003	\$ 420,722	11/1/2014	11/1/2014	3/5/2021	HILL-ROM CO.	Various	Technical Rep Approves Performance	Y	G/S
HTH210	B	\$ 1,200	O	\$ 1,200	\$ -	8/1/2019	8/1/2019	7/31/2020	H-ISAC	Annual membership to H-ISAC (Health Information Sharing and Analysis Center).	Technical Rep Approves Performance	Y	G/S
HTH212	B	\$ 7,500	O	\$ 37,006	\$ 29,506	1/18/2018	1/18/2018	6/23/2020	HORTY SPRINGER SEMINARS	Various	Technical Rep Approves Performance	Y	G/S
HTH210	B	\$ 401,412	O	N/A	N/A	5/30/2019	5/30/2019	5/29/2021	HRG-HEALTHCARE RESOURCE GROUP	Master Services Agreement for coding and code audit services. One of nine agreements for these services.	Technical Rep Approves Performance	Y	G/S
HTH212	B	\$ 1,846,422	O	\$ 1,906,477	\$ 60,055	10/13/2013	10/13/2013	10/12/2021	HSS	Various	Technical Rep Approves Performance	Y	G/S
HTH212	B	\$ 82,299	O	\$ 1,303,043	\$ 1,220,744	4/1/2016	4/1/2016	1/31/2020	HSS, INC.	East Hawaii Region Security	Technical Rep Approves Performance	Y	G/S
HTH210	B	\$ 122,706	O	\$ 93,657	\$ (29,049)	1/1/2019	1/1/2019	12/31/2021	ICONTRACTS, INC.	Contract Management System	Technical Rep Approves Performance	Y	G/S
HTH210	B	\$ 254,450	O	\$ 190,970	\$ (63,480)	4/8/2018	4/8/2018	4/7/2022	INFOR (US), INC.	Human Resources Information System-Initial Term	Technical Rep Approves Performance	Y	G/S
HTH212	B	\$ 1,720	O	\$ 4,000	\$ 2,280	7/1/2017	7/1/2017	7/1/2022	INFUSYSTEM, INC.	Infusion Pumps - Medicare Patients	Technical Rep Approves Performance	Y	G/S
HTH212	B	\$ 6,505	O	\$ 6,458	\$ (47)	4/1/2017	4/1/2017	3/31/2020	INTERACTIVATION HEALTH NETWORK	The Wellness Network television channel	Technical Rep Approves Performance	Y	G/S
HTH212	B	\$ 284,096	O	\$ 406,371	\$ 122,275	1/22/2014	1/22/2014	1/20/2023	INTERNATIONAL CONTROLS	Various	Technical Rep Approves Performance	Y	G/S
HTH212	B	\$ 21,104	O	\$ 49,285	\$ 28,181	10/16/2014	10/16/2014	8/31/2022	ISLAND SIGNAL & SOUND, INC.	Various	Technical Rep Approves Performance	Y	G/S
HTH212	B	\$ 21,401	O	\$ 25,601	\$ 4,200	3/1/2017	3/1/2017	2/29/2020	ISLAND WIDE A/C SVC LLC	Preventive maintenance services for chiller plant.	Technical Rep Approves Performance	Y	G/S
HTH212	B	\$ 2,174	O	\$ 50,046	\$ 47,872	4/10/2018	4/10/2018	4/9/2021	ISLE INTERPRET, LLC	Isle Interpret - Sign Language Interpreter Services, ASL & Hawaiian SL.	Technical Rep Approves Performance	Y	G/S
HTH212	B	\$ 442	O	\$ 1,753	\$ 1,311	1/18/2018	1/18/2018	1/16/2021	ITW FOOD EQUIPMENT GROUP LLC	Various	Technical Rep Approves Performance	Y	G/S
HTH212	B	\$ 23,754	O	\$ 50,000	\$ 26,246	4/4/2019	4/4/2019	4/3/2020	J. KANNA DESIGN, LLC	Graphic design/Consulting Svcs	Technical Rep Approves Performance	Y	G/S
HTH212	B	\$ 15,203	O	\$ 36,126	\$ 20,923	11/6/2019	11/6/2019	11/5/2020	JADE PAINTING, INC.	Exterior painting of Kalani Ola portion of the hospital.	Technical Rep Approves Performance	Y	G/S
HTH212	B	\$ 9,812	O	\$ 12,267	\$ 2,455	10/22/2018	10/22/2018	10/21/2020	JENNIFER SHIMADA HEIMGARTNER	Guardianship Attorney	Technical Rep Approves Performance	Y	G/S
HTH212	B	\$ 42,765	O	\$ 367,243	\$ 324,478	2/1/2019	2/1/2019	1/31/2020	JOHNSON CONTROLS FIRE PROTECTI	Maluhia Patient Wandering system	Technical Rep Approves Performance	Y	G/S

Hawaii Health Systems Corporation
Active Contracts as of December 1, 2019

Table 14

Prog ID	MOF	Amount Spent	ency (M/A/)	Max Value	Outstanding Balance	Date Executed	From	To	Entity	Contract Description	Explanation of How Contract is Monitored	POS Y/N	Category E/L/P/C/G/S/*
HTH212	B	\$ 3,837	O	\$ 5,830	\$ 1,993	9/1/2017	9/1/2017	8/31/2020	KAUAI GREASE TRAP INC.	Monthly grease trap pumping & used fryer oil pick up services for KVMH & SMMH.	Technical Rep Approves Performance	Y	G/S
HTH212	B	\$ 288,100	O	\$ 756,971	\$ 468,871	10/9/2019	10/9/2019	10/8/2020	KAUFMAN, HALL & ASSOCIATES,LLC	Partnership planning with Queens Medical Center	Technical Rep Approves Performance	Y	G/S
HTH212	B	\$ 12,000	O	\$ 14,769	\$ 2,769	7/1/2018	7/1/2018	8/31/2020	KEEGAN MASON & ASSOCIATES, LLC	Physician, Non-Clinical Antibiotic Stewardship Consulting	Technical Rep Approves Performance	Y	G/S
HTH212	B	\$ 15,233	O	\$ 13,343	\$ (1,890)	1/1/2019	1/1/2019	12/31/2019	KFP ENTERPRISES LLC	Fire extinguisher and rangehood inspections.	Technical Rep Approves Performance	Y	G/S
HTH210	B	\$ 776	O	\$ 25,017	\$ 24,241	8/26/2016	8/26/2016	8/25/2020	KOBAYASHI SUGITA & GODA, LLP	Law Firm Guidance and assistance of specific Procurement Laws	Technical Rep Approves Performance	Y	G/S
HTH212	B	\$ 23,807	O	\$ 25,402	\$ 1,595	3/10/2017	3/10/2017	3/9/2020	KONA NETWORKS, LLC	IT maintenance Cancer Center	Technical Rep Approves Performance	Y	G/S
HTH212	B	\$ 5,595	O	\$ 6,248	\$ 653	9/1/2017	9/1/2017	8/31/2020	KONE INC	Maintenance to hydraulic elevator & dumbwaiter located in MOB.	Technical Rep Approves Performance	Y	G/S
HTH212	B	\$ 131,865	O	\$ 107,939	\$ (23,926)	8/28/2009	8/28/2009	8/28/2022	KRONOS	Various	Technical Rep Approves Performance	Y	G/S
HTH210	B	\$ 34,462	O	\$ 54,307	\$ 19,845	11/13/2013	11/13/2013	11/12/2020	LANGUAGE ACCESS NETWORK, LLC	Translation Services	Technical Rep Approves Performance	Y	G/S
HTH210	B	\$ 3,249	O	\$ 41,705	\$ 38,456	1/24/2017	1/24/2017	1/23/2020	LANGUAGE LINE SERVICES	Interpreter Services	Technical Rep Approves Performance	Y	G/S
HTH210	B	\$ 56,351	O	\$ 109,905	\$ 53,554	4/13/2018	4/13/2018	6/30/2020	LAULIMA DATA ALLIANCE	0	Technical Rep Approves Performance	Y	G/S
HTH212	B	\$ 10,269	O	\$ 6,752	\$ (3,517)	12/26/2018	12/26/2018	12/25/2019	LES' CARPET & DRAPERY	HPOC Floor Replacement	Technical Rep Approves Performance	Y	G/S
HTH212	B	\$ 698,609	O	\$ 746,763	\$ 48,154	4/25/2014	4/25/2014	8/22/2020	LIBERTY DIALYSIS HAWAII	Various	Technical Rep Approves Performance	Y	G/S
HTH212	B	\$ 12,244	O	\$ 16,348	\$ 4,104	6/12/2018	6/12/2018	6/11/2020	LYMAN FAMILY FARM, INC.	Land use agreement for vacant land adjacent to KCH	Technical Rep Approves Performance	Y	G/S
HTH210	B	\$ 22,181	O	\$ 26,400	\$ 4,219	4/1/2019	4/1/2019	3/31/2020	MACKENZIE MEDICAL, LLC.	MacKenzie Med Grp: Off-site Surgical Instrument Repair and On-site Surgical Instrumentation Sharpening -KCH and HMC	Technical Rep Approves Performance	Y	G/S
HTH210	B	\$ 2,567	O	\$ 1,314	\$ (1,253)	1/1/2017	1/1/2017	12/28/2021	MAILFINANCE	Meter Reader - Integrated Business Solutions	Technical Rep Approves Performance	Y	G/S
HTH212	B	\$ 170,820	O	\$ 171,058	\$ 238	4/14/2018	4/14/2018	4/13/2020	MANGO MEDICAL	Physician Group/ Hospitalist and PA	Technical Rep Approves Performance	Y	G/S
HTH210	B	\$ 33,115	O	\$ 501,393	\$ 468,278	3/1/2018	3/1/2018	2/29/2020	MARR JONES & WANG LLLP	Legal Services	Technical Rep Approves Performance	Y	G/S
HTH210	B	\$ 3,969,189	O	\$ 3,794,657	\$ (174,532)	12/19/2018	12/19/2018	12/18/2021	MARSH USA, INC.	Insurance Broker Services	Technical Rep Approves Performance	Y	G/S
HTH212	B	\$ 8,087	O	\$ 45,000	\$ 36,913	6/1/2018	6/1/2018	5/31/2020	MAUNA KEA TECHNOLOGIES INC.	Cellvizio Systems and mini probes	Technical Rep Approves Performance	Y	G/S
HTH210	B	\$ 13,609	O	\$ 125,174	\$ 111,565	3/21/2018	3/21/2018	3/20/2020	MCCORRISTON, MILLER, MUKAI	Legal Services Agreement	Technical Rep Approves Performance	Y	G/S
HTH212	B	\$ 25,385	O	\$ 355,318	\$ 329,933	1/1/2019	1/1/2019	12/31/2020	MCKESSON CORPORATION	Replacement of Pharmacy Robot Rx	Technical Rep Approves Performance	Y	G/S

Hawaii Health Systems Corporation
Active Contracts as of December 1, 2019

Table 14

Prog ID	MOF	Amount Spent	ency (M/A/)	Max Value	Outstanding Balance	Date Executed	From	To	Entity	Contract Description	Explanation of How Contract is Monitored	POS Y/N	Category E/L/P/C/G/S/*
1210/HTH	B	\$ 33,906	O	\$ 200,690	\$ 166,784	11/1/2010	11/1/2010	11/1/2022	MDI SOLUTIONS	Various	Technical Rep Approves Performance	Y	G/S
HTH212	B	\$ 21,513	O	\$ 23,428	\$ 1,915	8/2/2017	8/2/2017	8/3/2020	MED ONE CAPITAL	ScrubEx	Technical Rep Approves Performance	Y	G/S
1210/HTH	B	\$ 734,782	O	\$ 1,777,469	\$ 1,042,687	2/18/2018	2/18/2018	9/17/2020	MED-DATA, INC.	Various	Technical Rep Approves Performance	Y	G/S
HTH212	B	\$ 14,438	O	\$ 13,906	\$ (532)	2/1/2016	2/1/2016	1/31/2021	MEDIVATORS INC	Endoscope Reprocessor PM	Technical Rep Approves Performance	Y	G/S
HTH210	B	\$ 5,140	O	\$ 6,250	\$ 1,110	4/1/2016	4/1/2016	3/31/2020	MENEHUNE WATER CO INC #2	Water delivery services to HHSC corporate offices on Oahu and Maui	Technical Rep Approves Performance	Y	G/S
HTH212	B	\$ 76,051	O	\$ 3,884	\$ (72,167)	9/1/2019	9/1/2019	8/31/2024	MGC DIAGNOSTICS	PFT machine service support	Technical Rep Approves Performance	Y	G/S
HTH210	B	\$ 262,031	O	\$ 610,000	\$ 347,969	1/1/2019	1/1/2019	12/31/2019	MICROSOFT SERVICES	Effective Jan 1, 2019 - the HHSC Microsoft Licensing Reseller is SHI. 2019 is Year 2 of a 3 year cy	Technical Rep Approves Performance	Y	G/S
HTH212	B	\$ 20,448	O	\$ 19,932	\$ (516)	4/28/2018	4/28/2018	4/27/2020	MILLIMAN CARE	Utilization Review Guidelines	Technical Rep Approves Performance	Y	G/S
HTH210	B	\$ 182,195	O	\$ 250,348	\$ 68,153	10/11/2019	10/11/2019	10/10/2021	MIRAMED	Master Services Agreement for coding and code audit services. One of nine agreements for these services.	Technical Rep Approves Performance	Y	G/S
HTH212	B	\$ 51,739	O	\$ 76,868	\$ 25,129	7/1/2019	7/1/2019	6/30/2024	N. F. KAWAKAMI STORE, LTD	Lease agreement for the new space.	Technical Rep Approves Performance	Y	L
HTH210	B	\$ 773,135	O	N/A	N/A	6/12/2019	6/12/2019	6/11/2021	NATIONAL STAFFING SOLUTIONS	Master Services Agreement for coding and code audit services. One of nine agreements for these services.	Technical Rep Approves Performance	Y	G/S
HTH212	B	\$ 21,726	O	\$ 19,752	\$ (1,974)	7/28/2016	7/28/2016	7/27/2020	NAVEX GLOBAL	Policy & Compliance Management System. Includes BAA.	Technical Rep Approves Performance	Y	G/S
HTH212	B	\$ 433,756	O	\$ 484,500	\$ 50,744	10/21/2019	10/21/2019	10/20/2020	NORTHWEST MEDICAL PHYSICS CNTR	RFP for Dosimetry & Medical Physics Services	Technical Rep Approves Performance	Y	G/S
HTH212	B	\$ 20,138	O	\$ 73,917	\$ 53,779	7/30/2012	7/30/2012	3/30/2024	NOVA BIOMEDICAL	Point of Contact - Glucose Testing System	Technical Rep Approves Performance	Y	G/S
HTH212	B	\$ 23,375	O	\$ 33,750	\$ 10,375	4/23/2018	4/23/2018	4/23/2022	NTHRIVE, INC.	nThrive Physician Analyzer	Technical Rep Approves Performance	Y	G/S
1210/HTH	B	\$ 314,113	O	\$ 559,764	\$ 245,651	10/24/2010	10/24/2010	1/31/2022	NUANCE	Various	Technical Rep Approves Performance	Y	G/S
HTH210	B	\$ 7,900	O	\$ 24,033	\$ 16,133	7/23/2018	7/23/2018	7/22/2020	ONEMEDNET CORPORATION #3	OneMedNet: Secure transfer of digital medical imaging studies.	Technical Rep Approves Performance	Y	G/S
1210/HTH	B	\$ 173,651	O	\$ 183,081	\$ 9,430	4/9/2015	4/9/2015	5/31/2023	OTIS ELEVATOR COMPANY	Various	Technical Rep Approves Performance	Y	G/S
HTH212	B	\$ 132,845	O	\$ 377,353	\$ 244,508	9/1/2016	9/1/2016	3/31/2023	PACIFIC WASTE INC.	Various	Technical Rep Approves Performance	Y	G/S
HTH212	B	\$ 4,320	O	\$ 5,013	\$ 693	5/1/2018	5/1/2018	4/30/2020	PADINMOTION	Cancer center patients' educational tablets	Technical Rep Approves Performance	Y	G/S
1210/HTH	B	\$ 1,262,385	M	\$ 2,284,769	\$ 1,022,384	7/1/2003	7/1/2003	6/28/2020	PAN PACIFIC PATHOLOGIST	Various	Technical Rep Approves Performance	Y	G/S
HTH212	B	\$ 207,702	O	\$ 203,465	\$ (4,237)	10/10/2019	10/10/2019	10/9/2020	PATRICIA MULLEN MD	On-Call ER Physician Services - KAU	Technical Rep Approves Performance	Y	G/S
1210/HTH	B	\$ 253,200	Hourly	\$ 340,278	\$ 87,078	11/17/2017	11/17/2017	11/16/2020	PEARCE CONSULTING GROUP	Various	Technical Rep Approves Performance	Y	G/S

Hawaii Health Systems Corporation
Active Contracts as of December 1, 2019

Table 14

Prog ID	MOF	Amount Spent	ency (M/A/)	Max Value	Outstanding Balance	Date Executed	From	To	Entity	Contract Description	Explanation of How Contract is Monitored	POS Y/N	Category E/L/P/C/G/S/*
HTH210	B	\$ 431,448	O	\$ 605,094	\$ 173,646	12/19/2017	12/19/2017	12/18/2020	PERSHING YOAKLEY & ASSOCIATES	FMV and Training Services	Technical Rep Approves Performance	Y	G/S
HTH212	B	\$ 5,170	O	\$ 5,161	\$ (9)	4/1/2017	4/1/2017	3/31/2020	PERSON ON CALL LLC	Surgeon on call management software	Technical Rep Approves Performance	Y	G/S
HTH212	B	\$ 17,157	O	\$ 21,687	\$ 4,530	3/13/2017	3/13/2017	3/12/2020	PHARMEDIUM SERVICES, LLC	Pharmacy Compounding and Pain Management Svcs.	Technical Rep Approves Performance	Y	G/S
HTH210	B	\$ 19,591	O	\$ 375,522	\$ 355,931	1/14/2018	1/14/2018	1/13/2020	PHARMERICA	LTC Pharmacy Services	Technical Rep Approves Performance	Y	G/S
HTH212	B	\$ 129,512	O	\$ 384,354	\$ 254,842	4/1/2015	4/1/2015	11/11/2024	PHILIPS HEALTHCARE EDI	Various	Technical Rep Approves Performance	Y	G/S
HTH212	B	\$ 249,922	O	\$ 726,376	\$ 476,454	12/13/2018	12/13/2018	12/16/2023	PHILIPS MEDICAL	Various	Technical Rep Approves Performance	Y	G/S
HTH210	B	\$ 76,074	O	\$ 103,043	\$ 26,969	5/9/2018	5/9/2018	5/8/2020	PIPELINE HEALTH HOLDINGS LLC	PipelineRx -After hours remote pharmacy services SA010 extends the term One Year.	Technical Rep Approves Performance	Y	G/S
HTH210	B	\$ 798,494	O	\$ 821,813	\$ 23,319	5/18/2016	5/18/2016	7/15/2020	PLANTE & MORAN	Various	Technical Rep Approves Performance	Y	G/S
HTH212	B	\$ 6,255	O	\$ 42,960	\$ 36,705	12/15/2019	12/15/2019	12/14/2021	PRACTICE WISE LLC	Patient billing for Oncology	Technical Rep Approves Performance	Y	G/S
HTH210/HTH	B	\$ 76,282	O	\$ 755,883	\$ 679,601	1/1/2011	1/1/2011	12/31/2020	PREMIER HEALTHCARE SOLUTIONS	Various	Technical Rep Approves Performance	Y	G/S
HTH212	B	\$ 50,130	O	\$ 99,092	\$ 48,962	10/1/2016	10/1/2016	3/31/2022	PRESS GANEY ASSOCIATE, INC	Various	Technical Rep Approves Performance	Y	G/S
HTH212	B	\$ 2,914,498	O	\$ 2,984,347	\$ 69,849	9/1/2016	9/1/2016	8/31/2021	Quantum Plus Inc	General Medical Hospitalist Program & Hospital-Based Post-Acute Services	Technical Rep Approves Performance	Y	G/S
HTH212	B	\$ 34,547	O	\$ 570,729	\$ 536,182	2/1/2016	2/1/2016	5/31/2020	QUEEN'S MEDICAL CENTER #1	Various	Technical Rep Approves Performance	Y	G/S
HTH212	B	\$ 190,139	O	\$ 240,618	\$ 50,479	7/18/2018	7/18/2018	7/17/2021	QUICK LEONARD KIEFFER	Various	Technical Rep Approves Performance	Y	G/S
HTH212	B	\$ 1,752	O	\$ 5,000	\$ 3,248	12/3/2018	12/3/2018	12/2/2019	RCW GRANT WRITING AND HUMAN	Assistance with CON for CT and Grant writing svcs.	Technical Rep Approves Performance	Y	G/S
HTH212	B	\$ 19,829	O	\$ 25,366	\$ 5,537	7/20/2018	7/20/2018	7/19/2023	RELIAS LLC	Web based Inservice Program	Technical Rep Approves Performance	Y	G/S
HTH210	B	\$ 39,723	O	\$ 75,625	\$ 35,902	12/31/2016	12/31/2016	12/30/2020	REVSPRING, INC.	RevSprings Services - Patient Statements	Technical Rep Approves Performance	Y	G/S
HTH212	B	\$ 76,215	O	\$ 550,354	\$ 474,139	9/22/2015	9/22/2015	6/7/2020	RIDER LEVETT BUCKNALL	Various	Technical Rep Approves Performance	Y	G/S
HTH212	B	\$ 1,200,120	O	\$ 1,201,789	\$ 1,669	10/1/2018	10/1/2018	9/30/2020	Robert Watkins Emergency Group	Emergency Dept. Physician Services	Technical Rep Approves Performance	Y	G/S
HTH212	B	\$ 17,656	O	\$ 64,000	\$ 46,344	3/8/2019	3/8/2019	3/7/2020	ROCHE DIAGNOSTICS STD EDI	Glucometers and Supplies	Technical Rep Approves Performance	Y	G/S
HTH212	B	\$ 141	O	\$ 20,019	\$ 19,878	12/12/2017	12/12/2017	12/11/2020	RONALD KURASAKI	Contractor to provide assistance with Capital Improvement Projects for the Region.	Technical Rep Approves Performance	Y	G/S
HTH212	B	\$ 3,718	O	\$ 1,963	\$ (1,755)	10/15/2019	10/15/2019	10/14/2020	SECURE CARE PRODUCTS INC.	Software maintenance agreement	Technical Rep Approves Performance	Y	G/S
HTH212	B	\$ 25,149	O	\$ 35,405	\$ 10,256	11/4/2019	11/4/2019	11/3/2020	SETPPOINT SYSTEMS CORPORATION	Delta Controls Maintenance	Technical Rep Approves Performance	Y	G/S
HTH212	B	\$ 490,382	O	\$ 640,335	\$ 149,953	9/17/2013	9/17/2013	10/9/2024	SIEMENS MEDICAL	Various	Technical Rep Approves Performance	Y	G/S

Hawaii Health Systems Corporation
Active Contracts as of December 1, 2019

Table 14

Prog ID	MOF	Amount Spent	ency (M/A/)	Max Value	Outstanding Balance	Date Executed	From	To	Entity	Contract Description	Explanation of How Contract is Monitored	POS Y/N	Category E/L/P/C/G/S/*
HTH212	B	\$ 29,048	O	\$ 42,000	\$ 12,952	5/28/2019	5/28/2019	5/27/2020	SIGMAMED SOLUTIONS, LLC	Consultant for Rapid Improvement services for the Clinics.	Technical Rep Approves Performance	Y	G/S
HTH212	B	\$ 85,971	O	\$ 126,817	\$ 40,846	9/18/2019	9/18/2019	9/17/2022	SODEXO CTM, INC.	Biomedical PM and Management of Equipment Services	Technical Rep Approves Performance	Y	G/S
HTH212	B	\$ 114,035	O	\$ 135,497	\$ 21,462	9/1/2011	9/1/2011	10/6/2020	SOFTSERVE, INC.	Various	Technical Rep Approves Performance	Y	G/S
HTH210	B	\$ 239,414	O	\$ 238,978	\$ (436)	4/10/2019	4/10/2019	4/9/2020	SOLUTIONZ CONFERENCING	Video Teleconferencing	Technical Rep Approves Performance	Y	G/S
HTH212	B	\$ 317,260	O	\$ 727,246	\$ 409,986	12/26/2018	12/26/2018	9/27/2020	Specialist TeleMed, LLC	Behavioral Health Telemedicine	Technical Rep Approves Performance	Y	G/S
HTH212	B	\$ 13,214	O	\$ 60,033	\$ 46,819	6/15/2018	6/15/2018	7/7/2020	STAR CREDENTIALING, LLC	Various	Technical Rep Approves Performance	Y	G/S
HTH210/HTH	B	\$ 82,150	O	\$ 377,955	\$ 295,805	1/9/2018	1/9/2018	6/25/2021	STAR MEDICAL AUDITING SERVICES	Various	Technical Rep Approves Performance	Y	G/S
HTH210	B	\$ 4	O	\$ 315	\$ 311	10/19/2010	10/19/2010	10/18/2020	STONERIVER P2P LINK	Electronic worker's compensation claims serv	Technical Rep Approves Performance	Y	G/S
HTH212	B	\$ 324,226	O	N/A	N/A	5/23/2017	5/23/2017	5/22/2021	STRYKER ENDOSCOPY	Rigid scopes and preventative maintenance services	Technical Rep Approves Performance	Y	G/S
HTH212	B	\$ 178,730	O	\$ 231,467	\$ 52,737	12/26/2018	12/26/2018	10/27/2020	STRYKER SALES CORPORATION	Procure Service Agreement	Technical Rep Approves Performance	Y	G/S
HTH212	B	\$ 353,157	O	\$ 284,844	\$ (68,313)	12/1/2016	12/1/2016	11/30/2021	STUDER GROUP	Various	Technical Rep Approves Performance	Y	G/S
HTH212	B	\$ 1,452	O	\$ 2,502	\$ 1,050	7/1/2016	7/1/2016	6/30/2020	SUREFIRE VENTURES LLC	Special Inspection Services	Technical Rep Approves Performance	Y	G/S
HTH212	B	\$ 14,668	O	\$ 13,732	\$ (936)	3/13/2019	3/13/2019	3/12/2020	SYSMEX AMERICA INC	Service agreement for Hematology Analyzer and Hematology Analyzer with Autoloader.	Technical Rep Approves Performance	Y	G/S
HTH212	B	\$ 12,899	O	\$ 15,000	\$ 2,101	11/1/2016	11/1/2016	10/31/2021	Talksoft Corporation	Appointment Reminder Services for HMC Clinics - provided by Talksoft	Technical Rep Approves Performance	Y	G/S
HTH212	B	\$ 125,136	O	\$ 910,455	\$ 785,319	3/30/2017	3/30/2017	6/30/2020	TEAMPRAXIS, LLC	Various	Technical Rep Approves Performance	Y	G/S
HTH210	B	\$ 64,372	O	\$ 100,139	\$ 35,767	2/23/2018	2/23/2018	2/22/2020	TEKSYSTEMS	Report analyst services	Technical Rep Approves Performance	Y	G/S
HTH212	B	\$ 35,846	O	\$ 40,004	\$ 4,158	1/1/2019	1/1/2019	12/31/2019	The Arc of Hilo	Landscape Maintenance	Technical Rep Approves Performance	Y	G/S
HTH212	B	\$ 55,145	O	\$ 100,093	\$ 44,948	3/4/2019	3/4/2019	3/3/2022	The SSI Group, LLC	Billing System purchase	Technical Rep Approves Performance	Y	G/S
HTH210	B	\$ 158,258	O	\$ 643,451	\$ 485,193	8/8/2019	8/8/2019	6/30/2020	THUNDERCAT TECHNOLOGY, LLC	ThunderCat Technology: CyberSecurity Goods and Services	Technical Rep Approves Performance	Y	G/S
HTH210	B	\$ 71,012	O	\$ 175,000	\$ 103,988	2/1/2018	2/1/2018	1/31/2020	TORKILDSON,KATZ,FONSECA,	Legal services agreement.	Technical Rep Approves Performance	Y	G/S
HTH212	B	\$ 252,657	O	\$ 274,646	\$ 21,989	7/18/2012	7/18/2012	10/1/2021	TOSHIBA BUSINESS SOLUTION	Various	Technical Rep Approves Performance	Y	G/S
HTH212	B	\$ 11,000	O	\$ 9,000	\$ (2,000)	3/11/2019	3/11/2019	3/10/2020	TRACELINK, INC.	Tracelink Services	Technical Rep Approves Performance	Y	G/S
HTH212	B	\$ 35,633	O	\$ 38,671	\$ 3,038	2/1/2018	2/1/2018	1/31/2021	TRACY BUCHMAN & ASSOCIATES LLC	Comprehensive healthcare emergency management compliance program	Technical Rep Approves Performance	Y	G/S
HTH212	B	\$ 19,530	O	\$ 30,677	\$ 11,147	6/1/2018	6/1/2018	5/31/2020	TROPICAL TREE CARE	Arborist Services	Technical Rep Approves Performance	Y	G/S

Hawaii Health Systems Corporation
Active Contracts as of December 1, 2019

Table 14

Prog ID	MOF	Amount Spent	ency (M/A/)	Max Value	Outstanding Balance	Date Executed	From	To	Entity	Contract Description	Explanation of How Contract is Monitored	POS Y/N	Category E/L/P/C/G/S/*
HTH210	B	\$ 4,246	O	\$ 2,002	\$ (2,244)	8/18/2018	8/18/2018	8/17/2021	TROY GROUP, INC.	Troy Group, Inc. - Printer Software Licensing and Support used to securely print Narcotic Prescripti	Technical Rep Approves Performa	Y	G/S
HTH212	B	\$ 13,537	O	\$ 111,229	\$ 97,692	7/1/2017	7/1/2017	6/19/2020	TRUMPF MEDICAL	Surgical lights, booms and monitor arms for 3 operating rooms.	Technical Rep Approves Performa	Y	G/S
HTH212	B	\$ 562,952	O	\$ 584,836	\$ 21,884	9/1/2018	9/1/2018	8/31/2021	UNIVERSITY CLINICAL	OB/GYN Call Coverage	Technical Rep Approves Performa	Y	G/S
HTH212	B	\$ 25,630	O	\$ 30,992	\$ 5,362	8/1/2017	8/1/2017	12/31/2020	UPTODATE, INC.	Various	Technical Rep Approves Performa	Y	G/S
HTH212	B	\$ 511,427	O	\$ 473,287	\$ (38,140)	1/3/2011	1/3/2011	8/31/2024	VARIAN MEDICAL SYSTEM,INC	Various	Technical Rep Approves Performa	Y	G/S
HTH212	B	\$ 49,120	O	\$ 51,750	\$ 2,630	11/1/2019	11/1/2019	10/31/2021	WASTEWATER & PUMP	Various	Technical Rep Approves Performa	Y	G/S
HTH210	B	\$ 1,016,354	O	\$ 2,499,236	\$ 1,482,882	6/29/2016	6/29/2016	6/28/2020	WEATHERBY LOCUMS, INC.	Locum Tenens Physician Services	Technical Rep Approves Performa	Y	G/S
HTH212	B	\$ 279,833	O	\$ 1,287,192	\$ 1,007,359	10/1/2019	10/1/2019	9/30/2022	West Kauai Anesthesia LLC	Anesthesiologist agreement	Technical Rep Approves Performa	Y	G/S
HTH212	B	\$ 9,949	O	\$ 9,353	\$ (596)	1/1/2017	1/1/2017	12/31/2020	WOLTERS KLUWER CLINICAL DRUG	Lexi-Comp Knowledge Solutions	Technical Rep Approves Performa	Y	G/S
HTH212	B	\$ 1,058	O	\$ 368	\$ (690)	9/1/2019	9/1/2019	8/31/2022	WONG-BAKER FACES FOUNDATION	Licensing for Wong-Baker Pain FACE chart	Technical Rep Approves Performa	Y	G/S
HTH212	B	\$ 19,455	O	\$ 140,181	\$ 120,726	12/23/2014	12/23/2014	12/22/2019	XEROX CORPORATION	Replace obsolete, non-functioning copiers, printers, faxes according to inventory developed by IT.	Technical Rep Approves Performa	Y	G/S
HTH210	B	\$ 625,070	O	N/A	N/A	5/31/2019	5/31/2019	5/30/2021	XTEND HEALTHCARE	Master Services Agreement for coding and code audit services. One of nine agreements for these services.	Technical Rep Approves Performa	Y	G/S
HTH212	B	\$ 12,750	O	\$ 48,329	\$ 35,579	1/15/2016	1/15/2016	6/23/2020	YOSHIMURA, DEAN	Various	Technical Rep Approves Performa	Y	G/S
HTH210	B	\$ 5,000	O	\$ 5,000	\$ -	9/1/2017	9/1/2017	8/31/2021	Zebu Compliance Solutions	Compliance Training Software	Technical Rep Approves Performa	Y	G/S
HTH210	B	\$ 40,901	O	\$ 41,057	\$ 156	5/22/2019	5/22/2019	5/21/2021	ZIXCORP	Zixcorp: Secure email encryption services	Technical Rep Approves Performa	Y	G/S

Department of Health - Hawaii Health Systems Corporation
Capital Improvements Program (CIP) Requests

Table 15

<u>Prog ID</u>	<u>Prog ID</u> <u>Priority</u>	<u>Dept- Wide</u> <u>Priority</u>	<u>Senate</u> <u>District</u>	<u>Rep.</u> <u>District</u>	<u>Project Title</u>	<u>MOF</u>	<u>FY20 \$\$\$</u>	<u>FY21 \$\$\$</u>
HTH 212	K-1		8	14	SMMH, CT Scanner	C		\$ 1,300,000
HTH 212	K-2		8	16	KVMH, CT Scanner	C		\$ 1,300,000
HTH 212	K-3		8	16	KVMH, 3D Mamamography Machine	C		\$ 650,000
HTH 212	K-5		8	16	KVMH, IT Renovations	C		\$ 300,000
HTH 212	WH-2		3	5	Kona Community Hospital, Emergency Room Renovations	C		\$ 1,000,000
HTH 212	O-1		10	19	Leahi Hospital, Upgrade Sprinkler System at Young Bldg	C		\$ 850,000
HTH 212	O-3		13	27	Maluhia, Replacement of Exit Doors	C		\$ 150,000
HTH 212	O-6		13	27	Maluhia, Upgrade Plumbing in Patient Rooms	C		\$ 700,000
HTH 211	K-1		23	47	Kahuku Medical Center, CT Scanner	C		\$ 1,000,000

Department of Health - Hawaii Health Systems Corporation
CIP Lapses

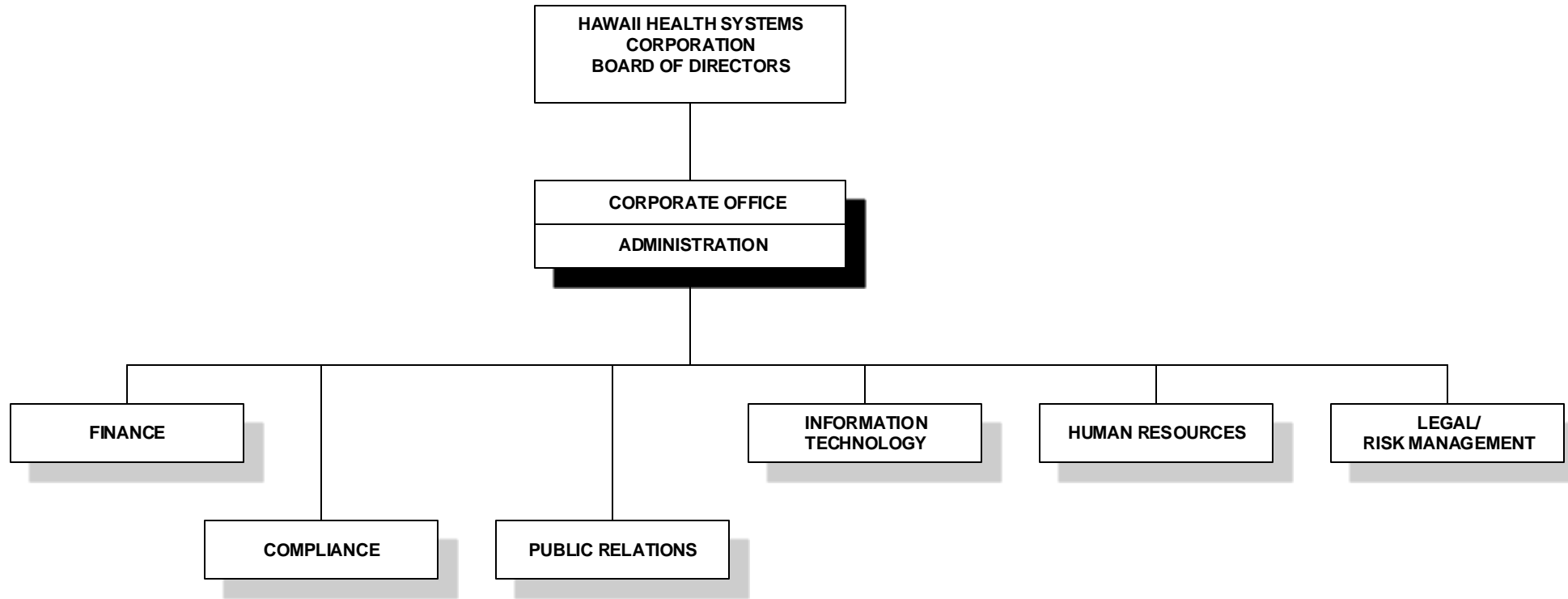
Table 16

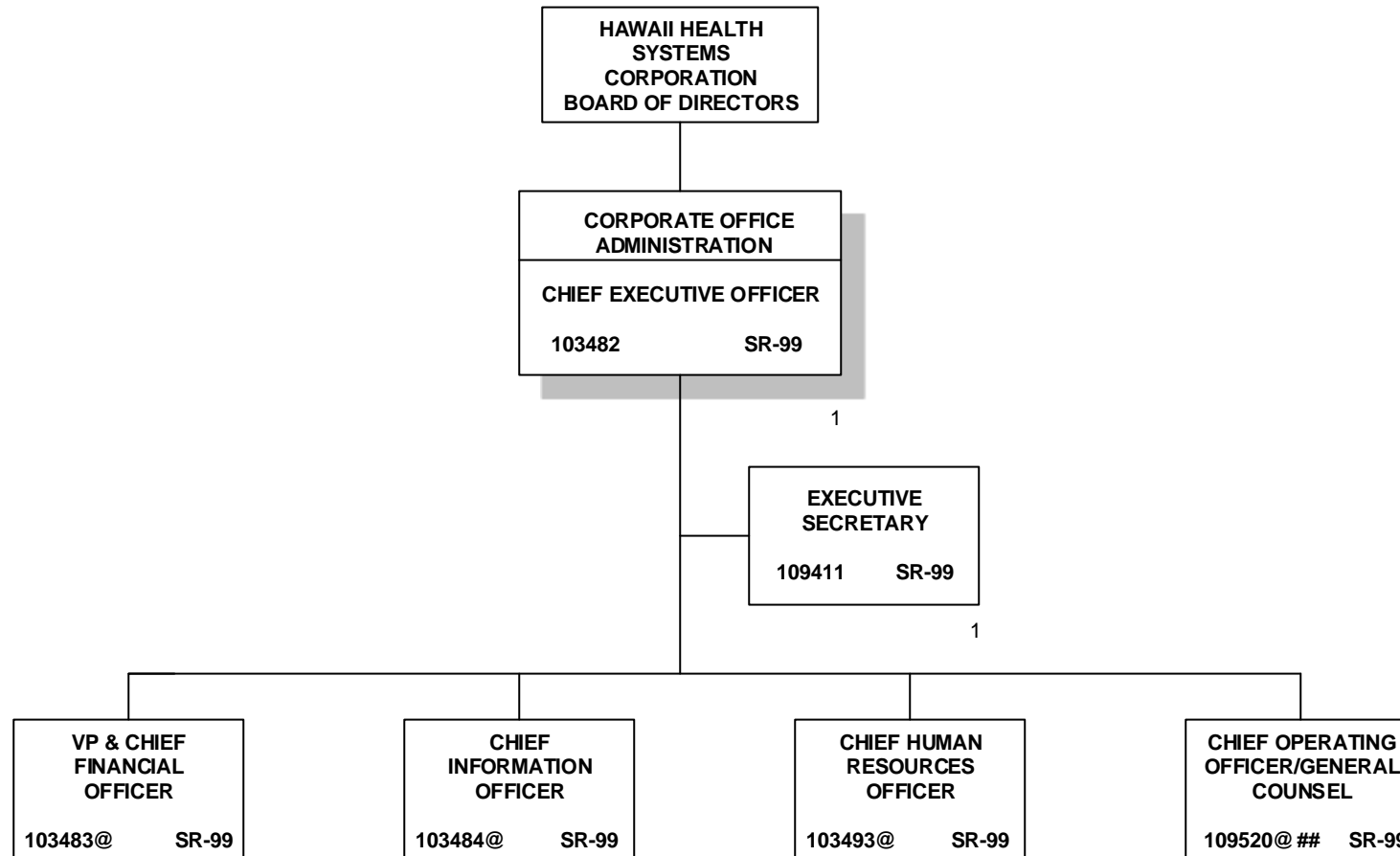
<u>Prog ID</u>	<u>Act/Year of Appropriation</u>	<u>Project Title</u>	<u>MOF</u>	<u>Lapse Amount \$\$\$\$</u>	<u>Reason</u>
		None			

Hawaii Health Systems Corporation
Organization Changes

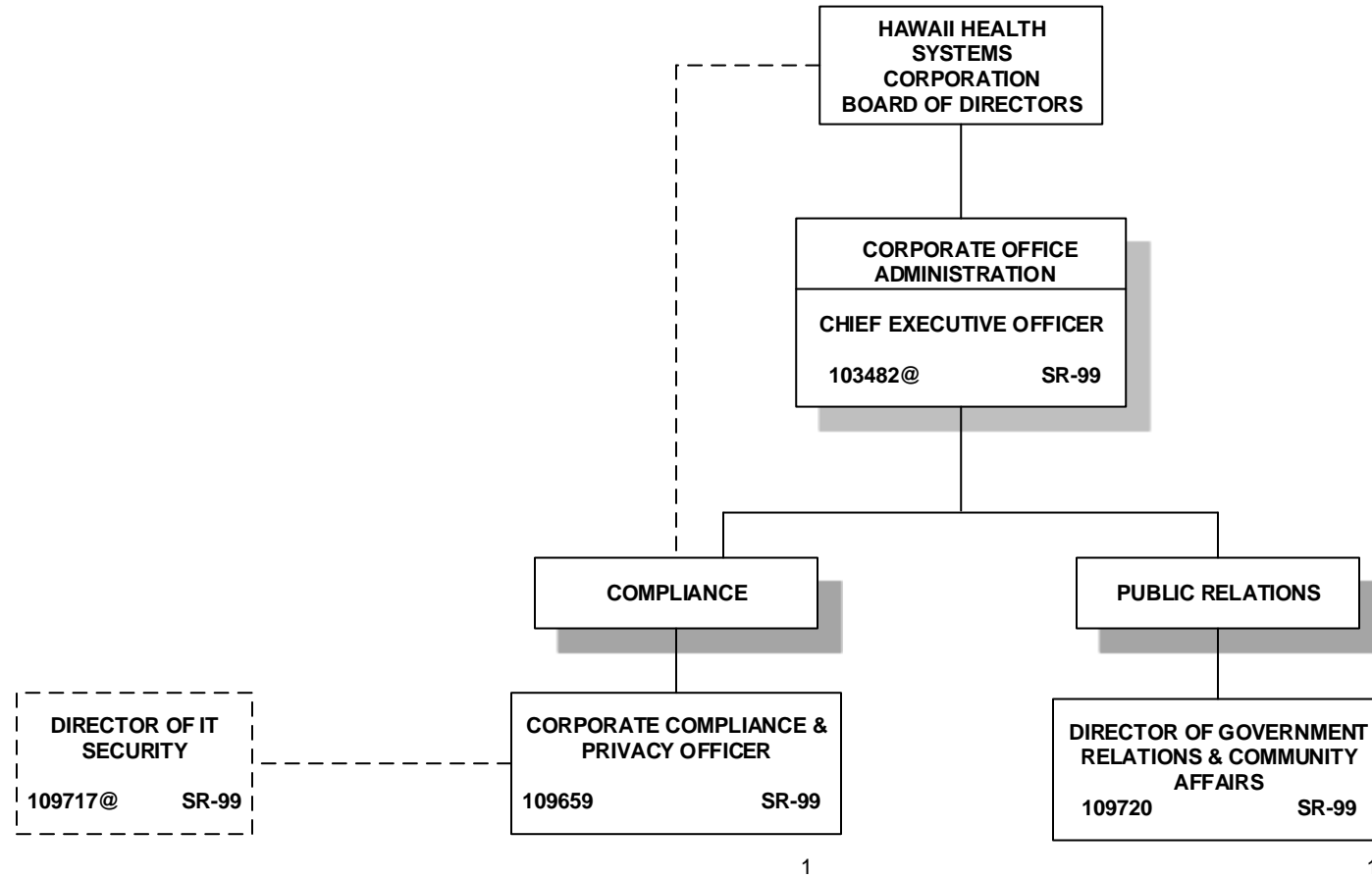
Table 18

<u>Year of Change</u> <u>FY20/FY21</u>	<u>Description of Change</u>
	See attached .pdf files for Org Charts





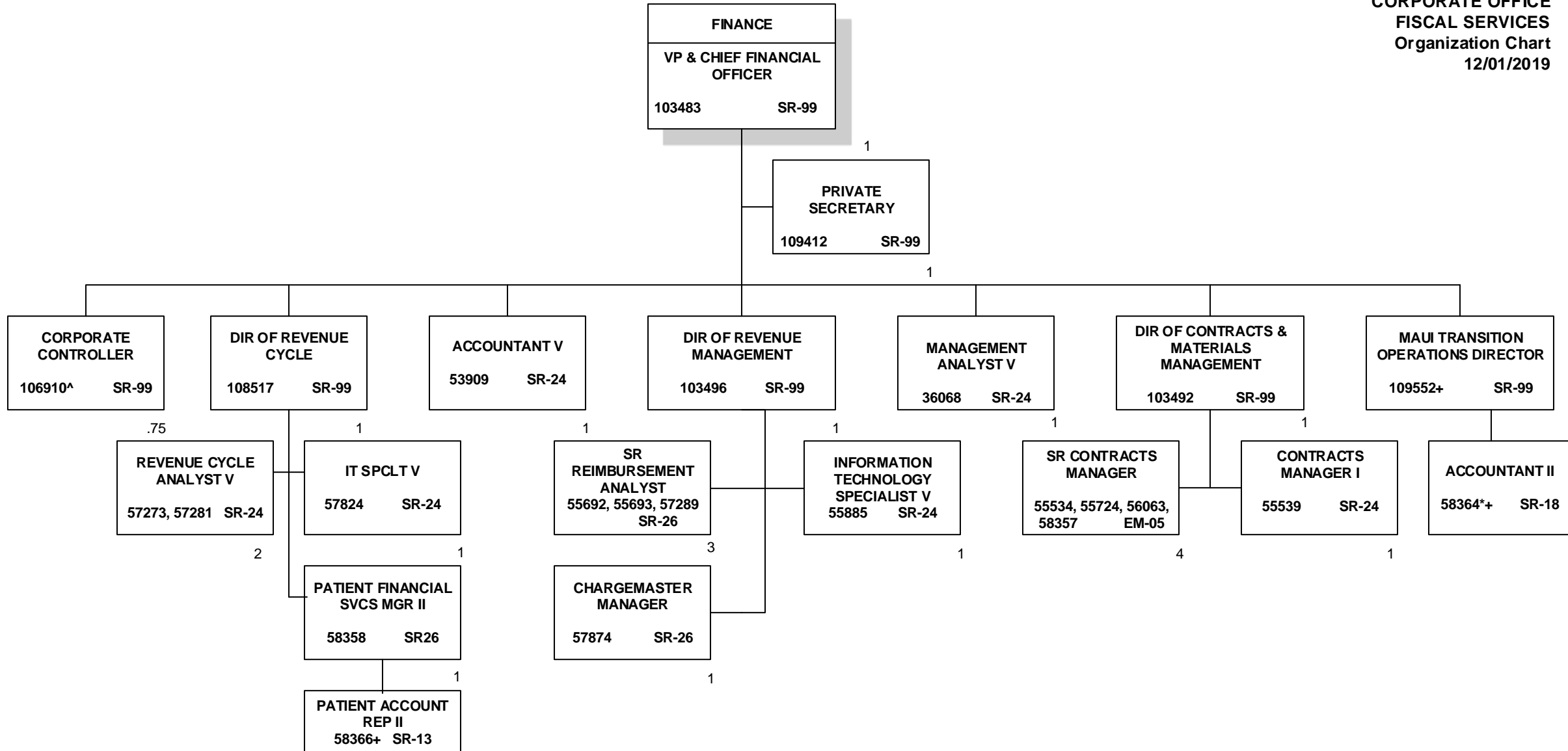
TOTAL FTE: 2 (2 PERMANENT)
 @NOT INCLUDED ON THIS ORG CHART
 ## COO ALSO SERVES AS GENERAL COUNSEL



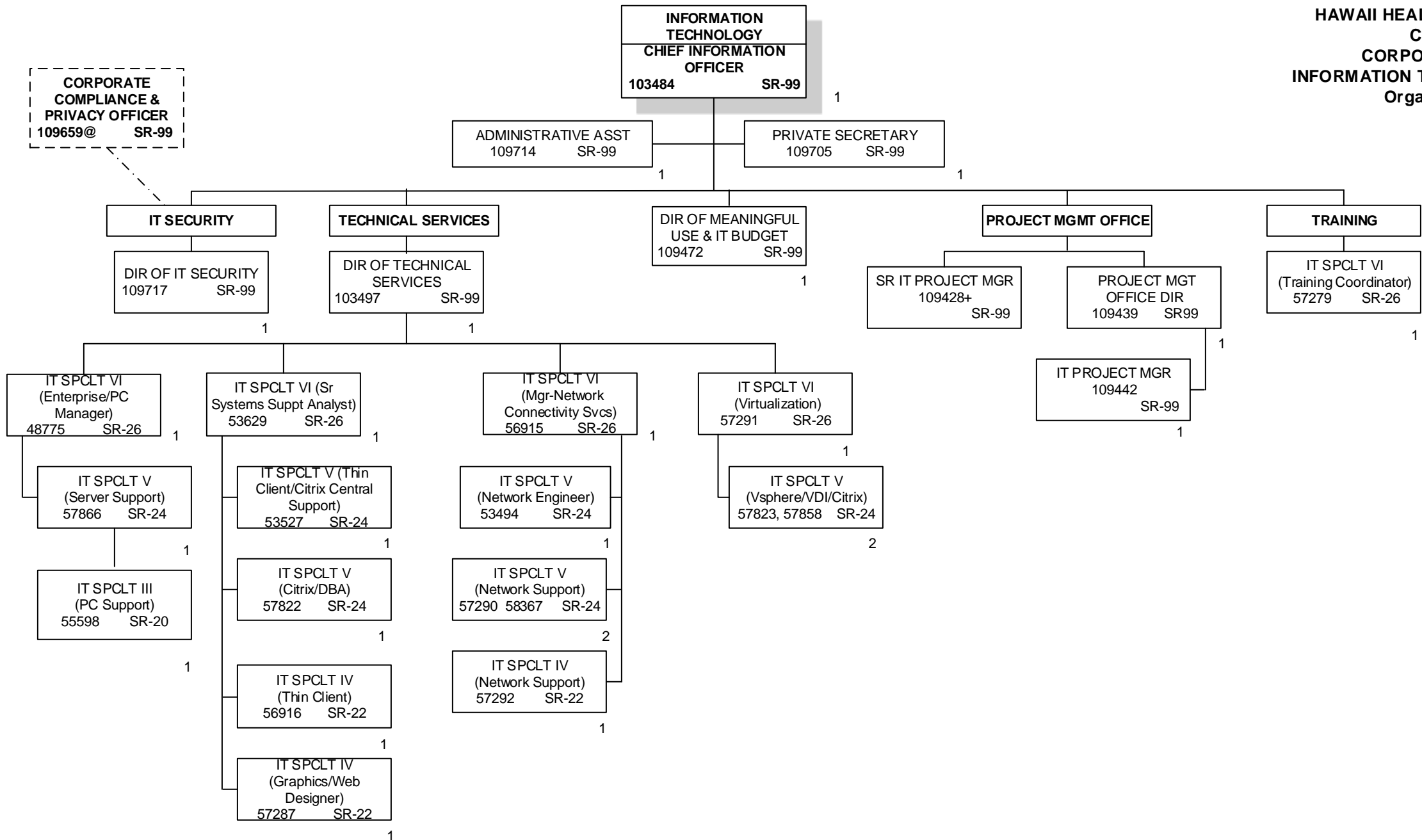
1

1

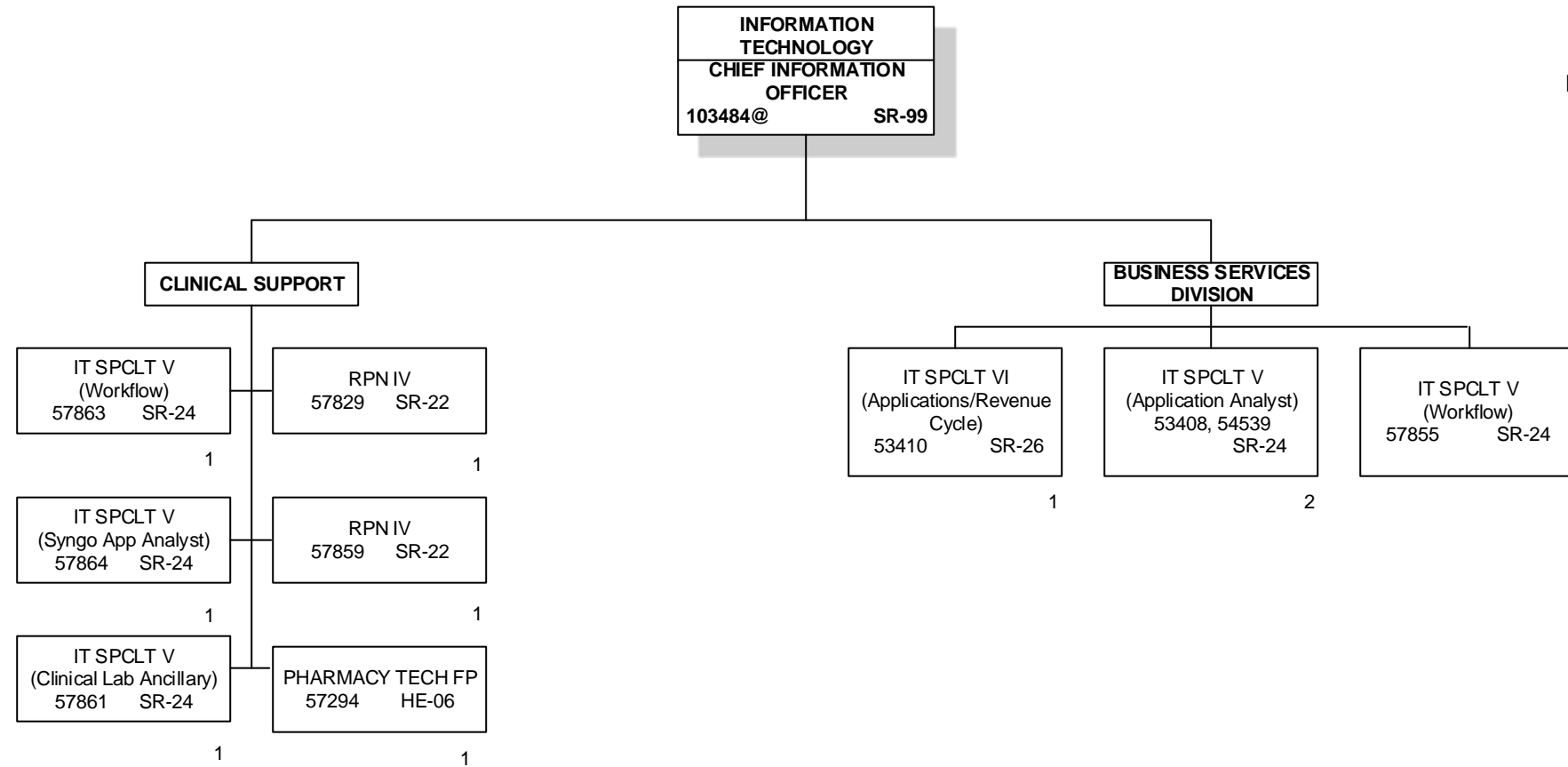
TOTAL FTE: 2 (2 PERMANENT)
 @NOT INCLUDED ON THIS ORG CHART



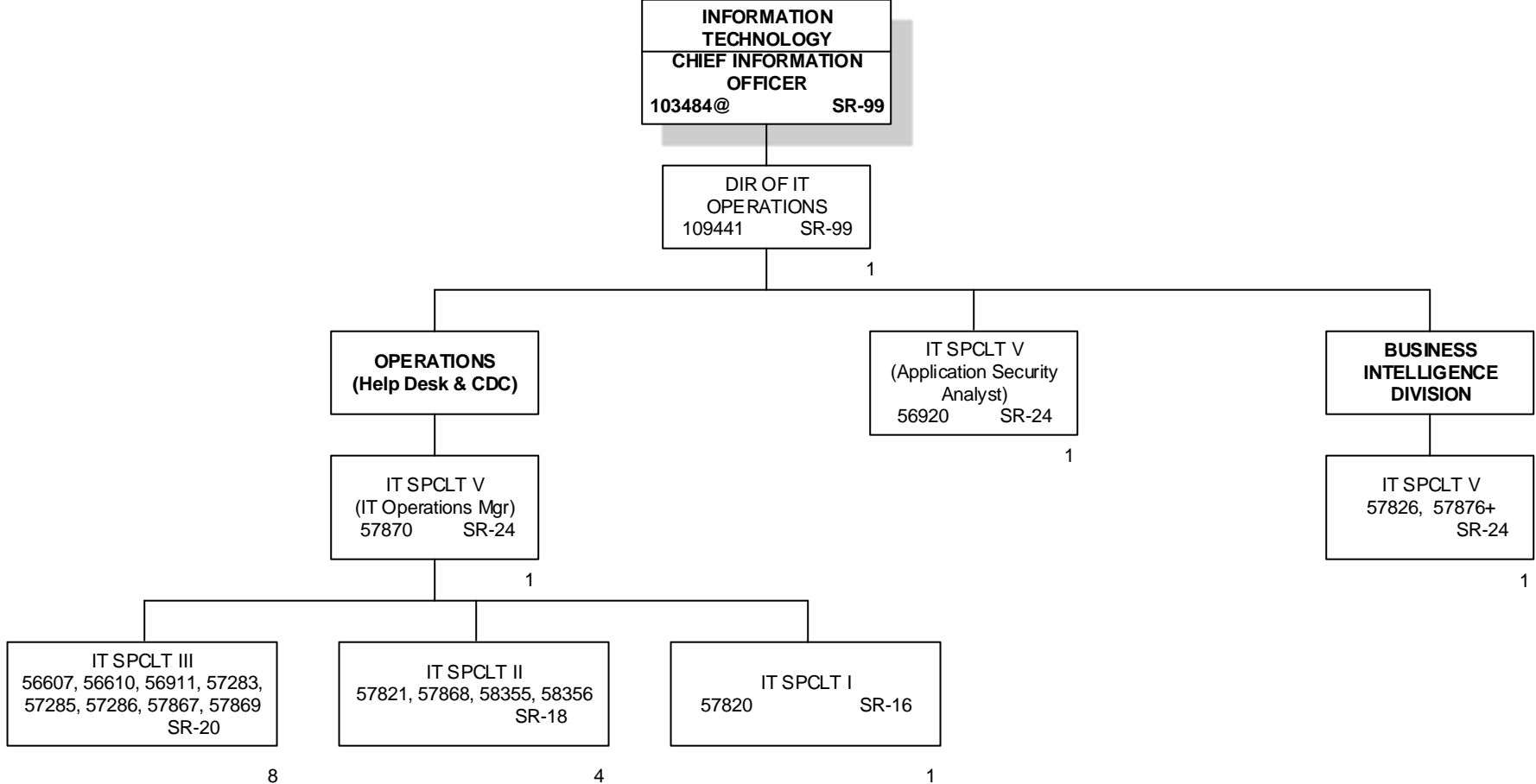
TOTAL FTE: 24.15 (21.75 PERMANENT, 2.4 TEMPORARY)
 @NOT INCLUDED ON THIS ORG CHART
 * 40% FTE
 ^ 75% FTE
 + TEMPORARY POSITION, NOT INCLUDED IN POSITION COUNT



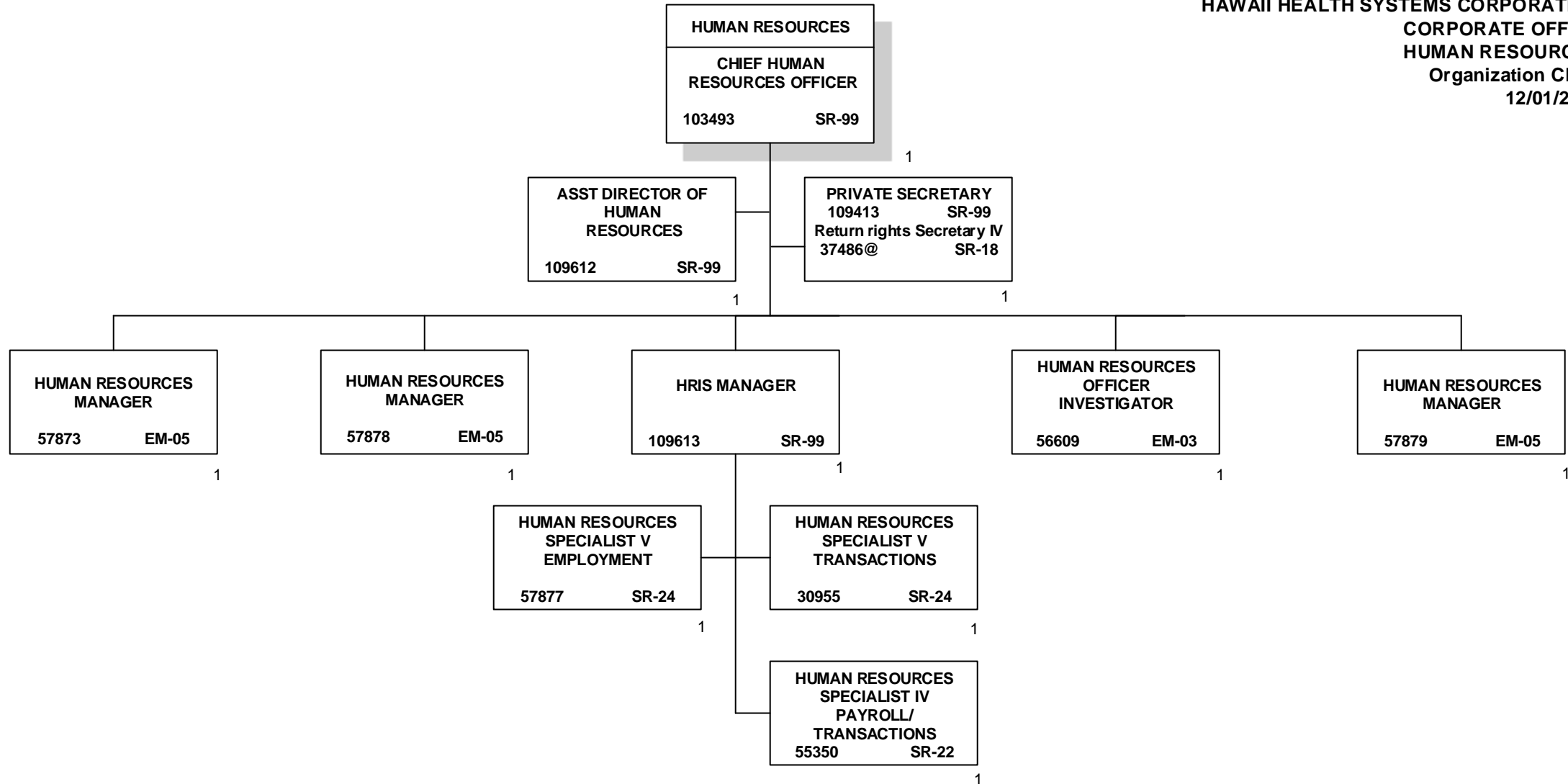
TOTAL FTE: 26 (25 PERMANENT, 1 TEMPORARY)
 @NOT INCLUDED ON THIS ORG CHART
 +TEMPORARY POSITION, NOT INCLUDED IN POSITION COUNT



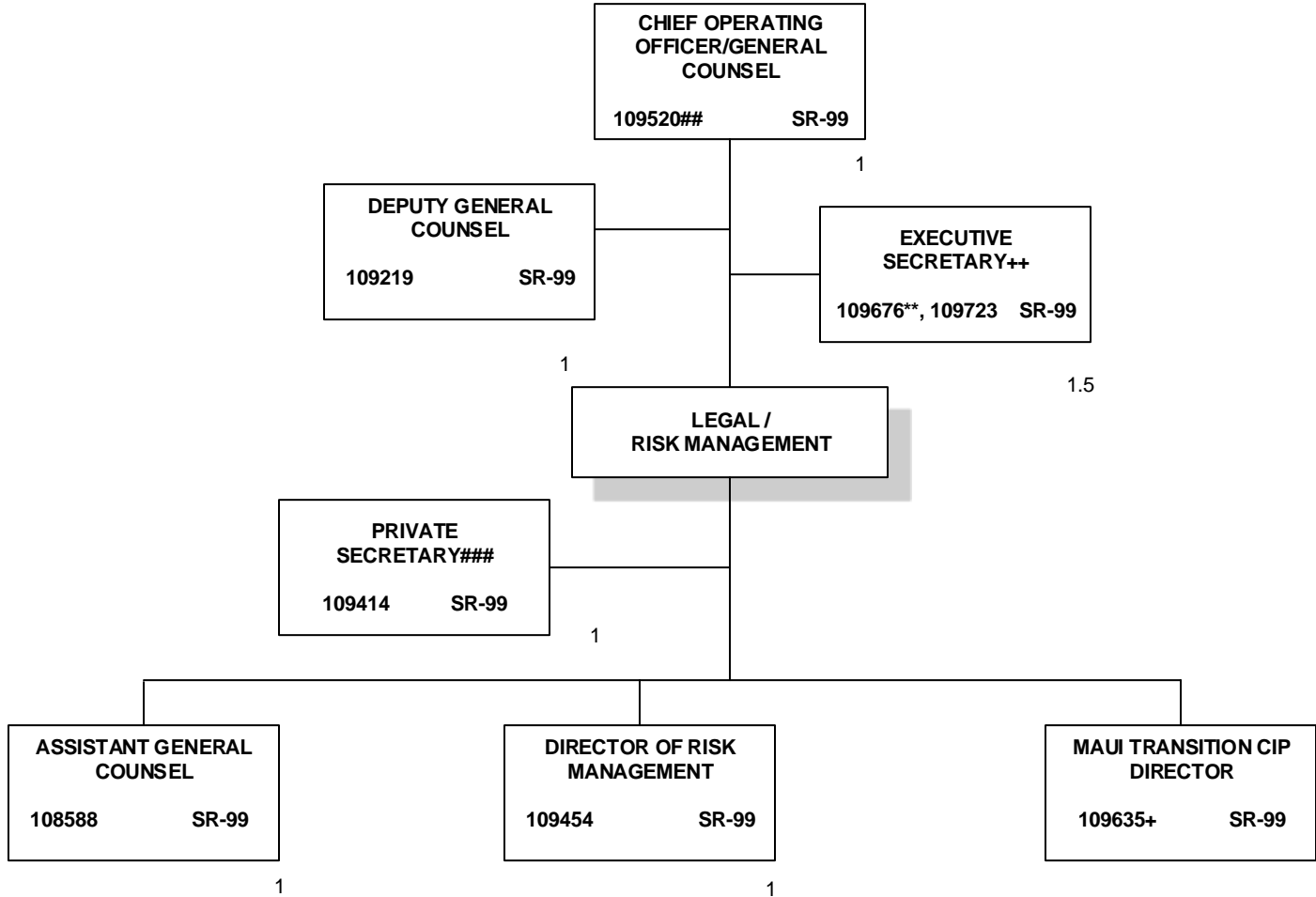
TOTAL FTE: 10 (10 PERMANENT)
 @NOT INCLUDED ON THIS ORG CHART
 +TEMPORARY POSITION, NOT INCLUDED IN POSITION COUNT



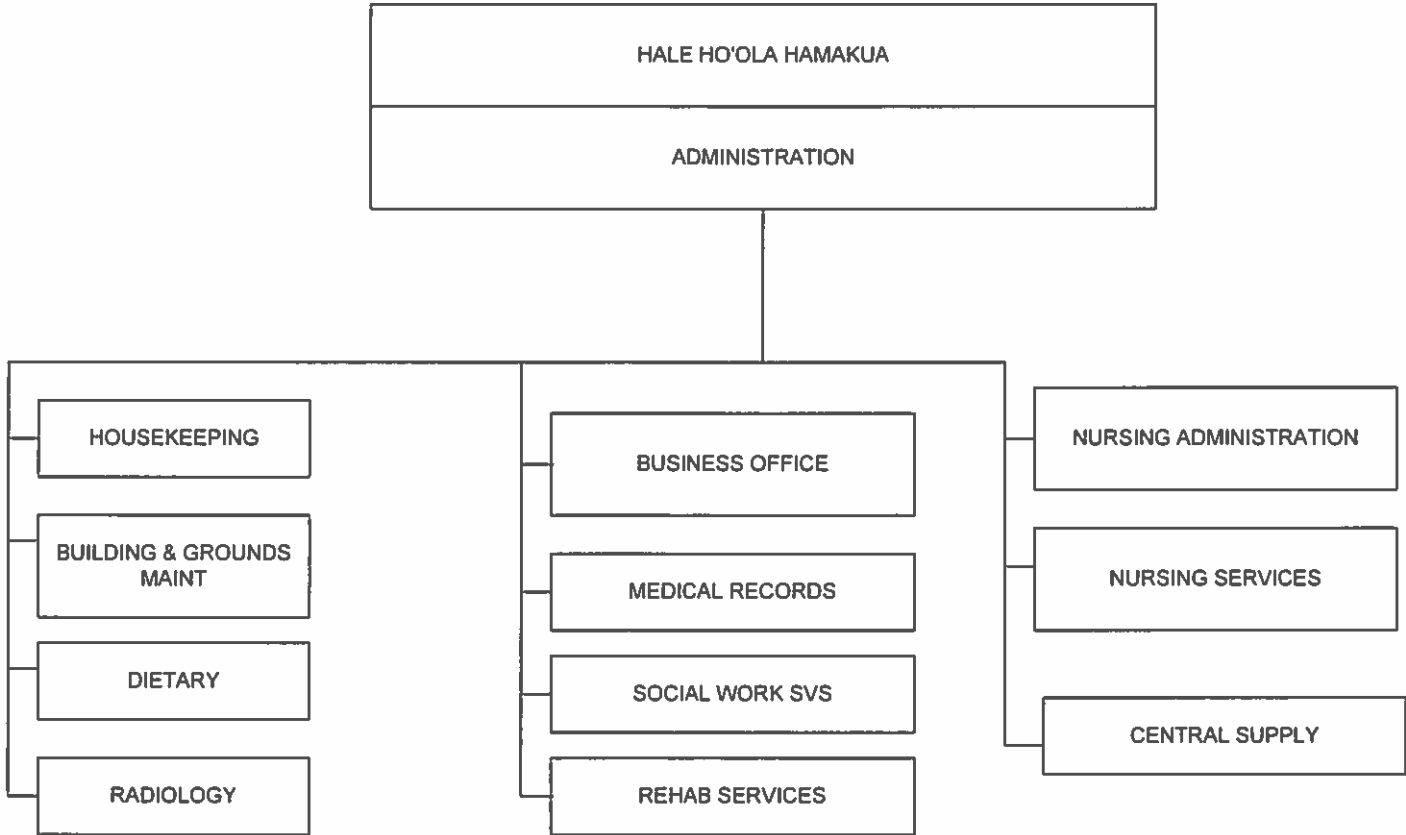
TOTAL FTE: 18 (17 PERMANENT, 1TEMPORARY)
 @NOT INCLUDED ON THIS ORG CHART
 TEMPORARY POSITION, NOT INCLUDED IN POSITION COUNT

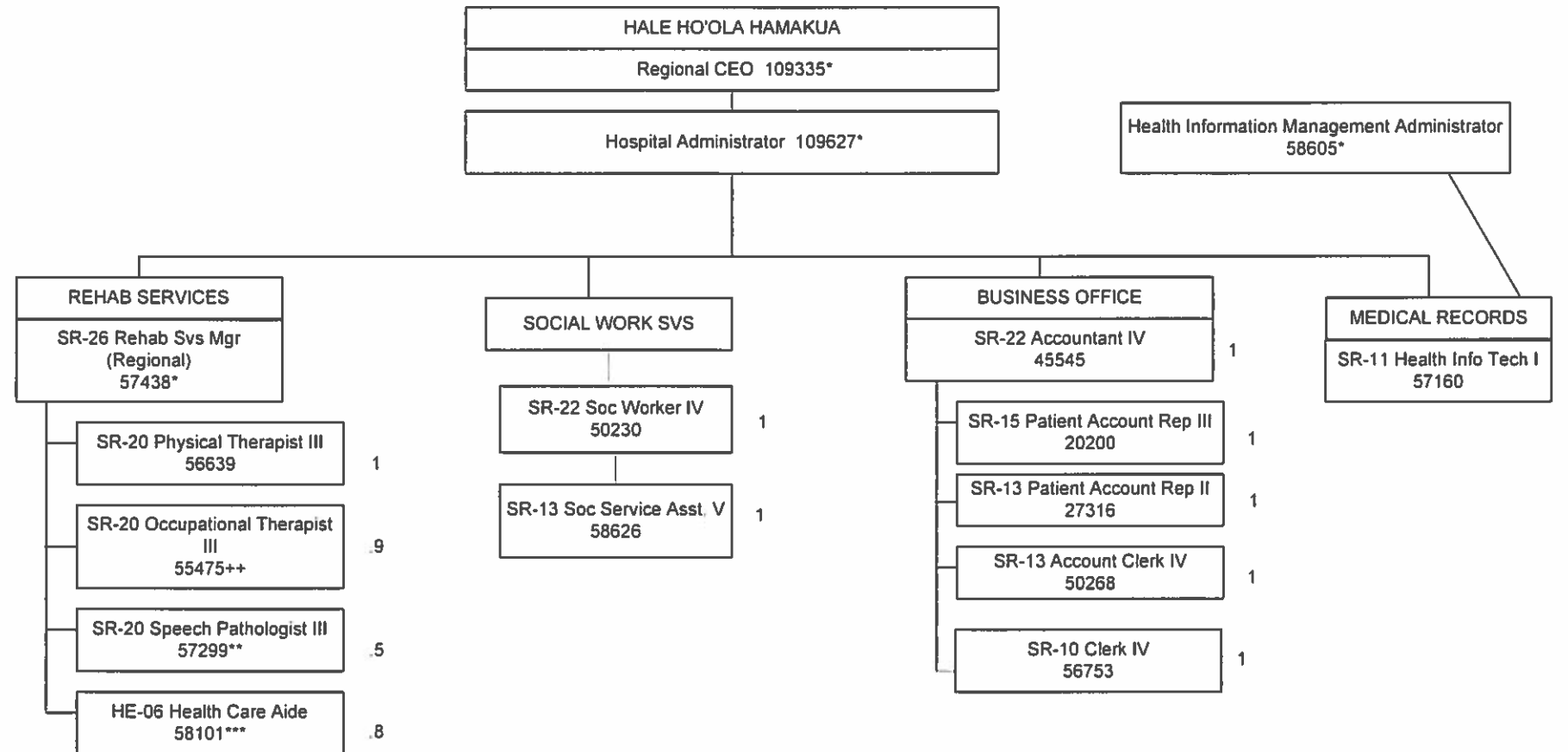


TOTAL FTE: 11 (PERM)
 @NOT INCLUDED ON THIS ORG CHART



TOTAL FTE: 7.5 (6.5 PERMANENT, 1 TEMPORARY)
 @NOT INCLUDED ON THIS ORG CHART
 ## COO ALSO SERVES AS GENERAL COUNSEL
 ++ SUPPORT COO
 ### SUPPORT LEGAL/RISK
 **50% FTE
 + TEMPORARY POSITION, NOT INCLUDED IN POSITION COUNT





Updated 5/12; 11/12, 9/13, 1/14,
9/14, 1/15, 7/15, 10/15, 7/16, 1/17, 7/17, 1/18, 7/18,
1/19, 7/19

*Not Included in Position Count on This Chart

**50%

##75%

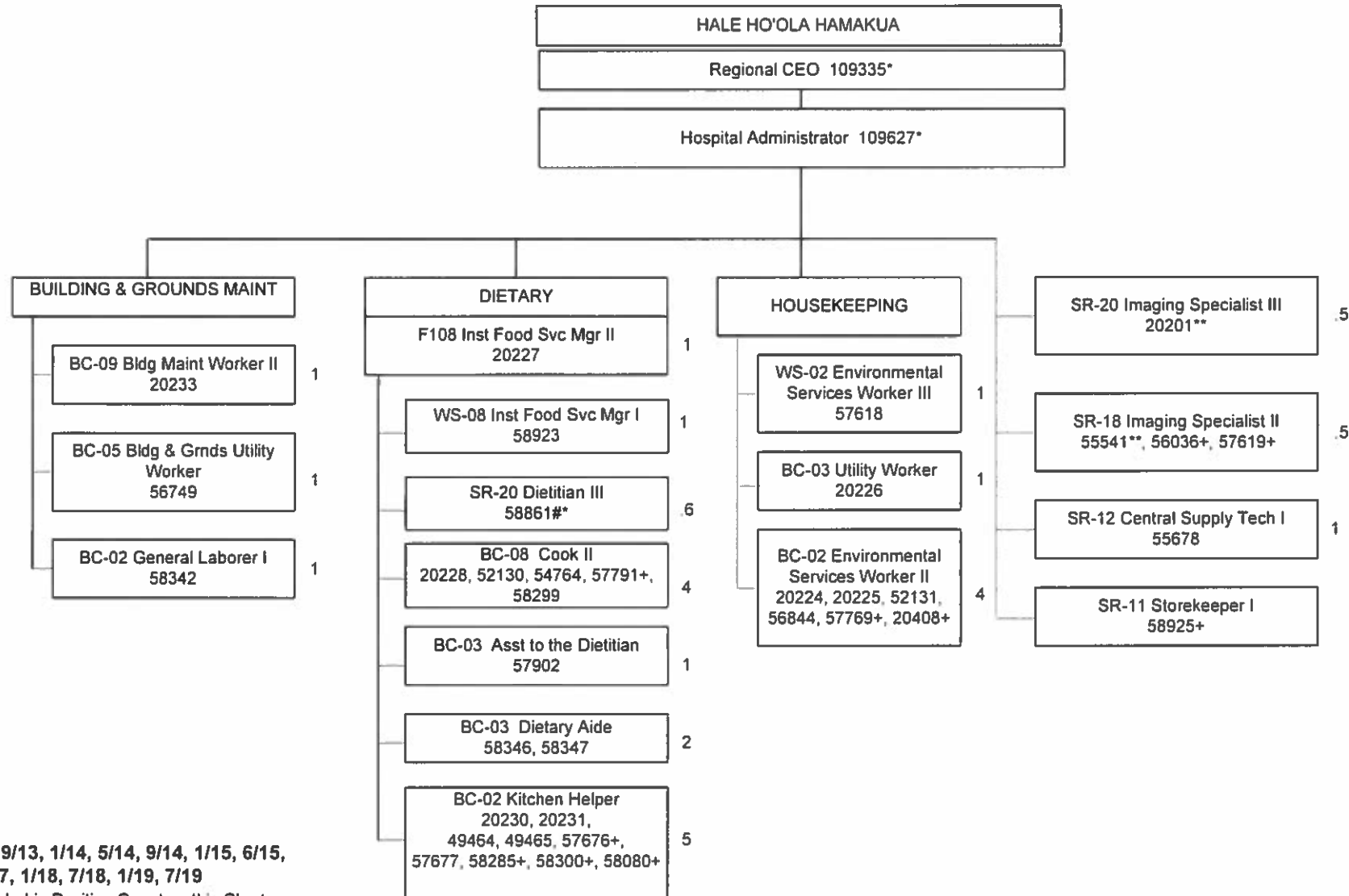
***80%

++90%

+Temporary Position, Not Included in Position Count

Total FTE on this Chart: 11.2

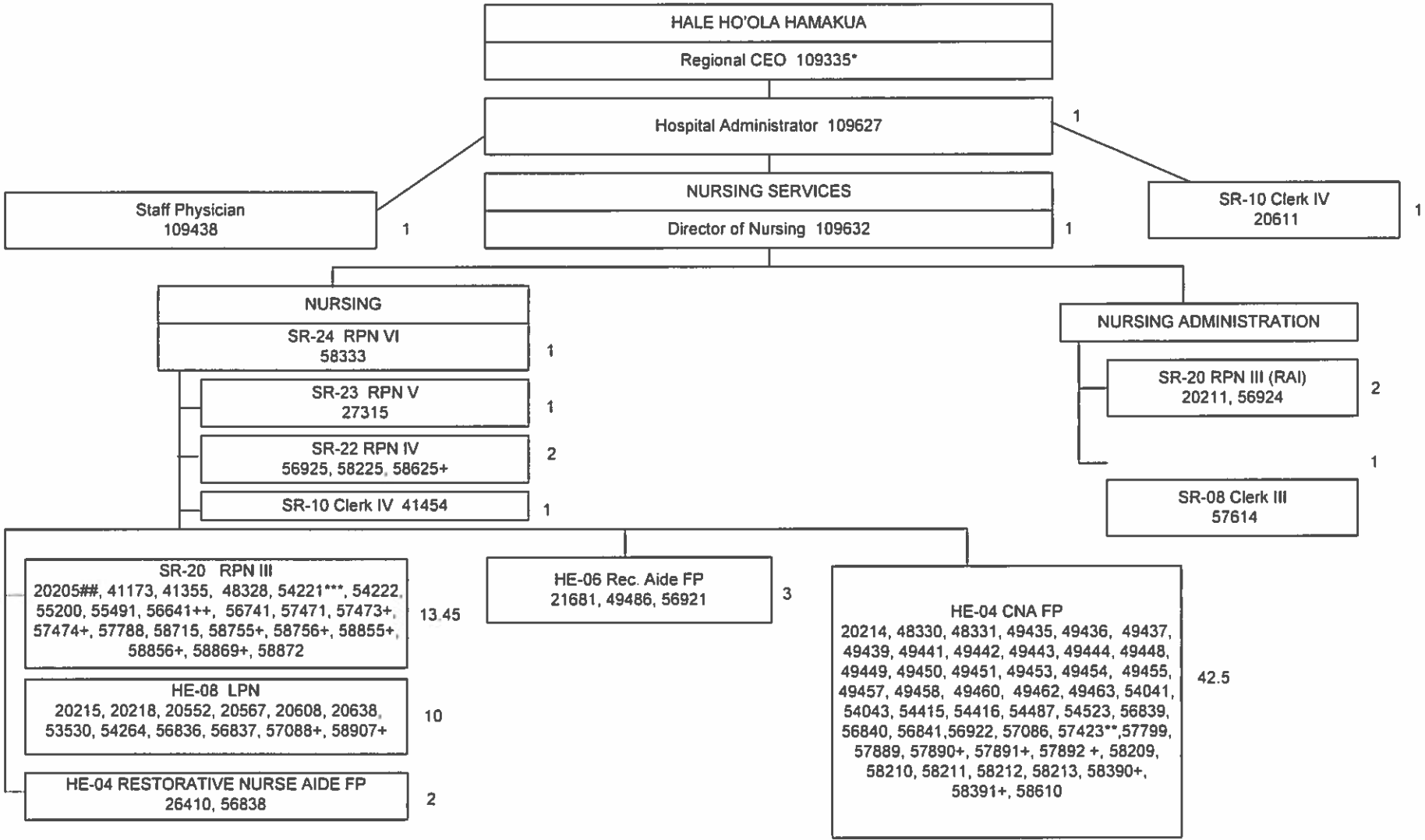
Position Organization Chart



Updated 10/12, 9/13, 1/14, 5/14, 9/14, 1/15, 6/15, 11/15, 7/16, 7/17, 1/18, 7/18, 1/19, 7/19

*Position Not Included in Position Count on this Chart
+Temporary Position Not Included in Position Count on This Chart
**50%
#*60%

Total FTE on this Chart: 25.6



Update 4/12; 11/12, 1/14, 9/14, 1/15, 7/15, 10/15, 7/16, 1/17, 7/17, 1/18, 7/18, 1/19, 7/19

*Not Included in Position Count on This Chart

**#30%

**50%

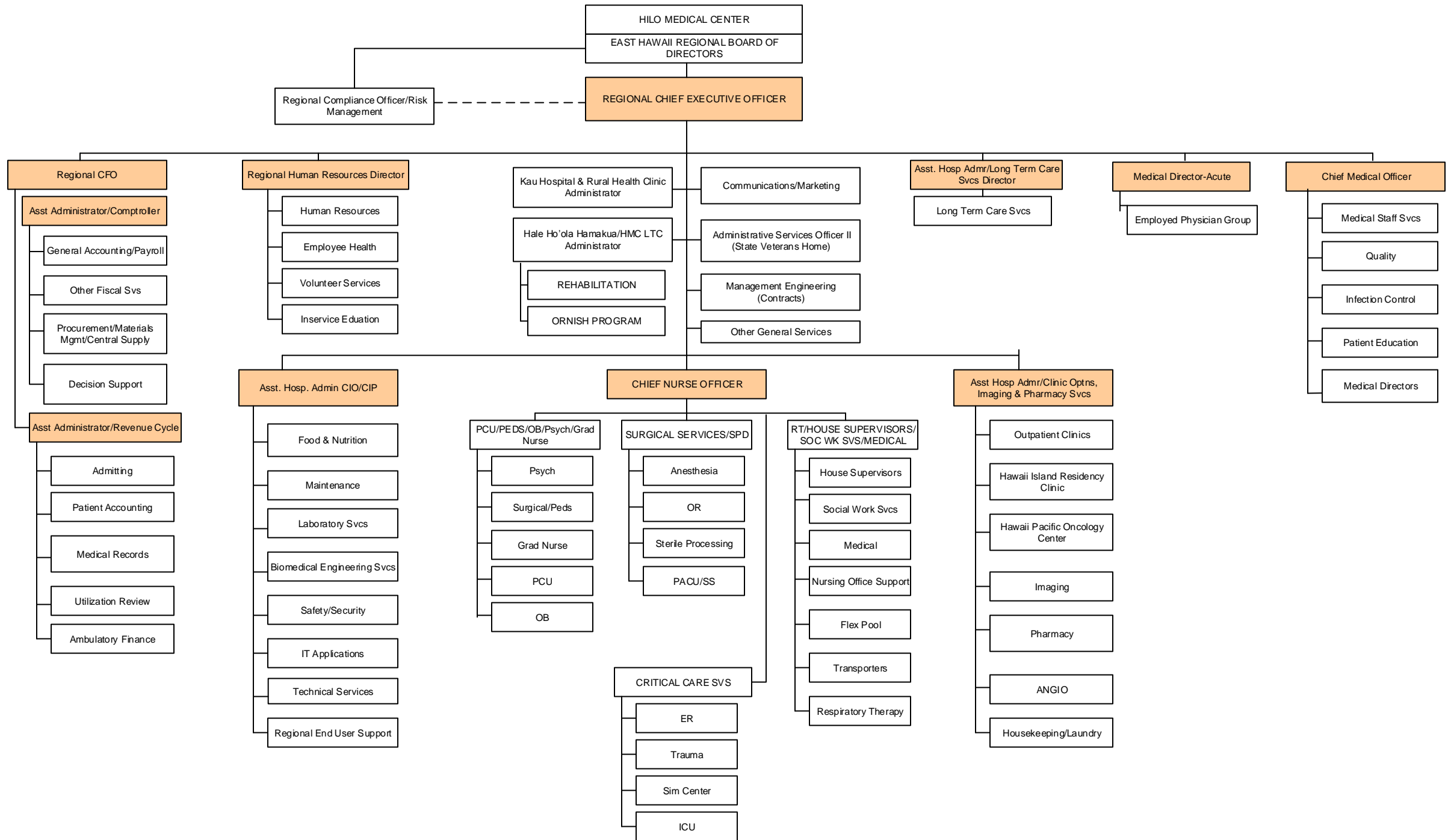
##75%

***80%

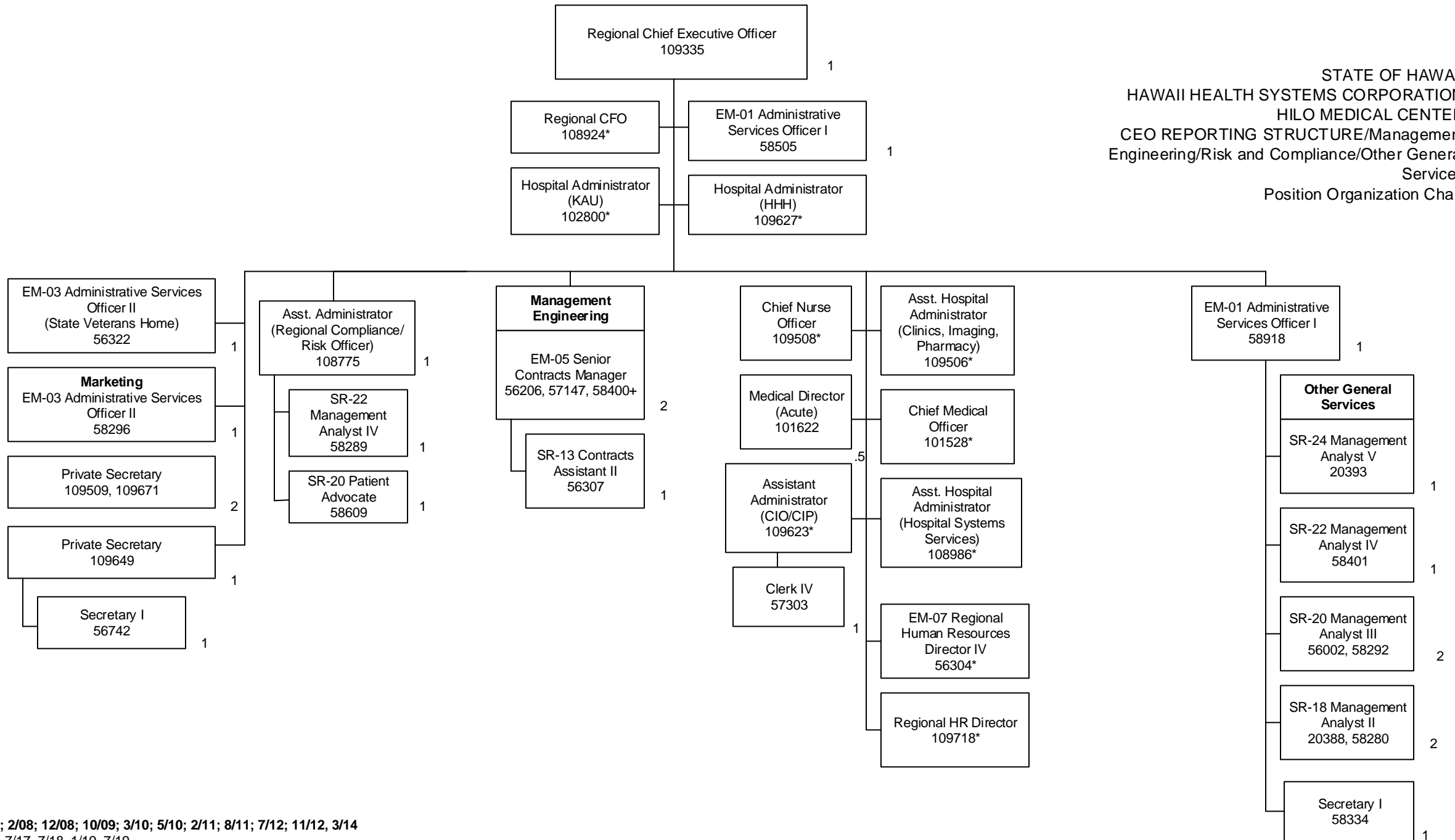
++90%

+Temporary Position, Not Included in Position Count

Total FTE on this Chart: 82.95

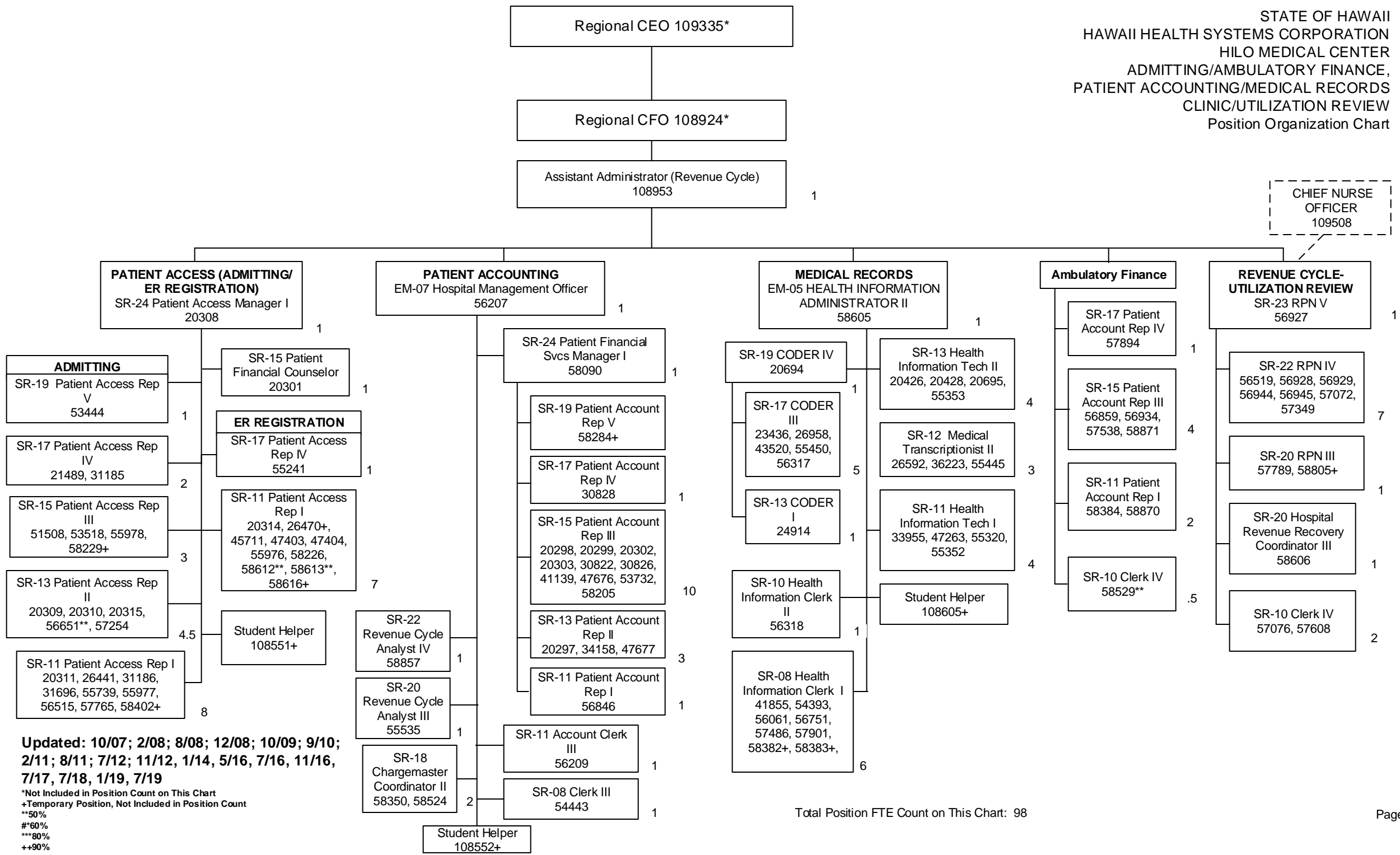


STATE OF HAWAII
HAWAII HEALTH SYSTEMS CORPORATION
HILO MEDICAL CENTER
CEO REPORTING STRUCTURE/Management
Engineering/Risk and Compliance/Other General
Services
Position Organization Chart



Updated: 10/07; 2/08; 12/08; 10/09; 3/10; 5/10; 2/11; 8/11; 7/12; 11/12, 3/14
2/15, 7/15, 7/16, 7/17, 7/18, 1/19, 7/19
*Not Included in Position Count on This Chart
+Temporary Position, Not Included in Position Count
**50%

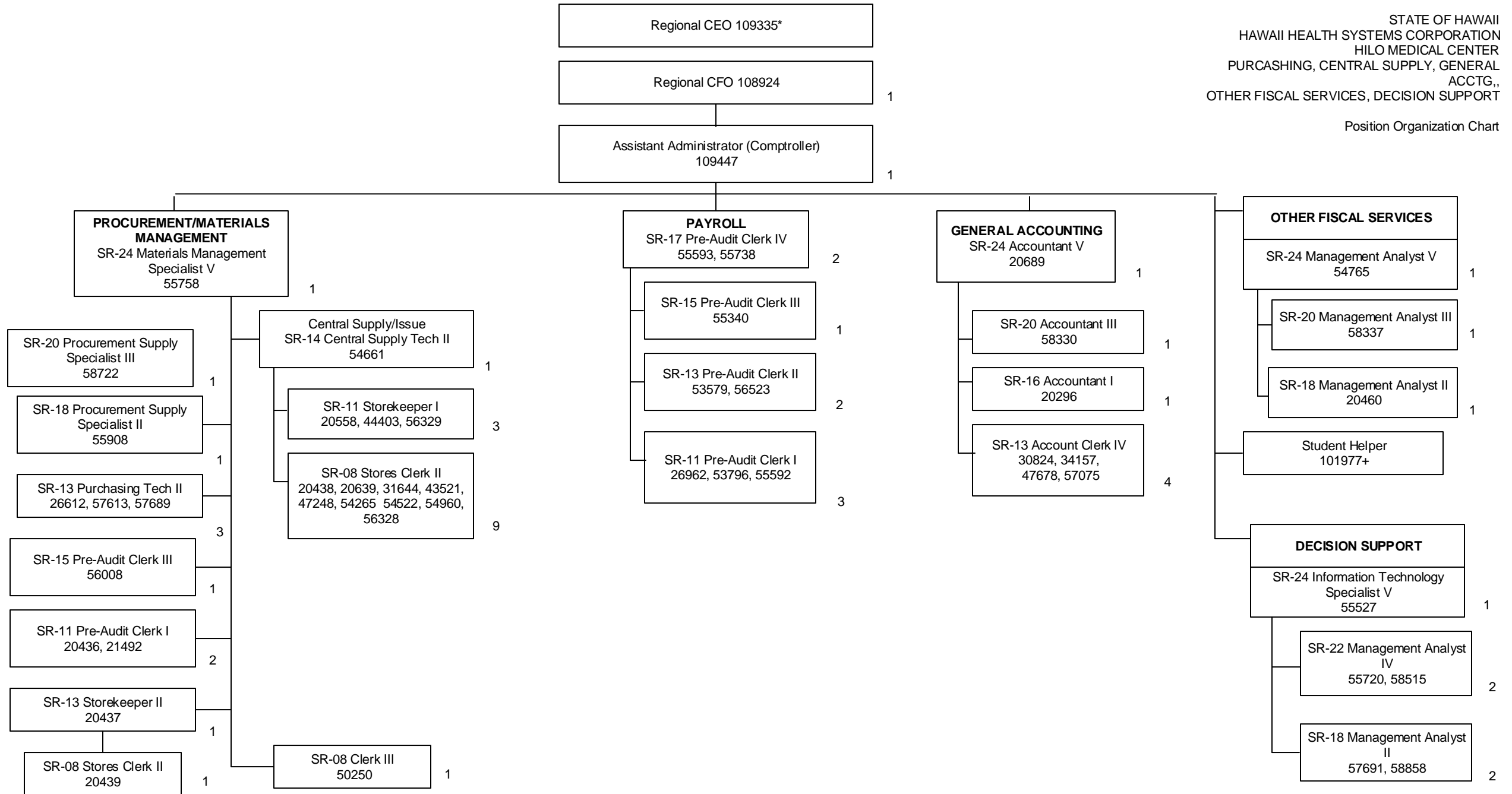
Total Position FTE Count on This Chart: 23.5



Updated: 10/07; 2/08; 8/08; 12/08; 10/09; 9/10; 2/11; 8/11; 7/12; 11/12, 1/14, 5/16, 7/16, 11/16, 7/17, 7/18, 1/19, 7/19

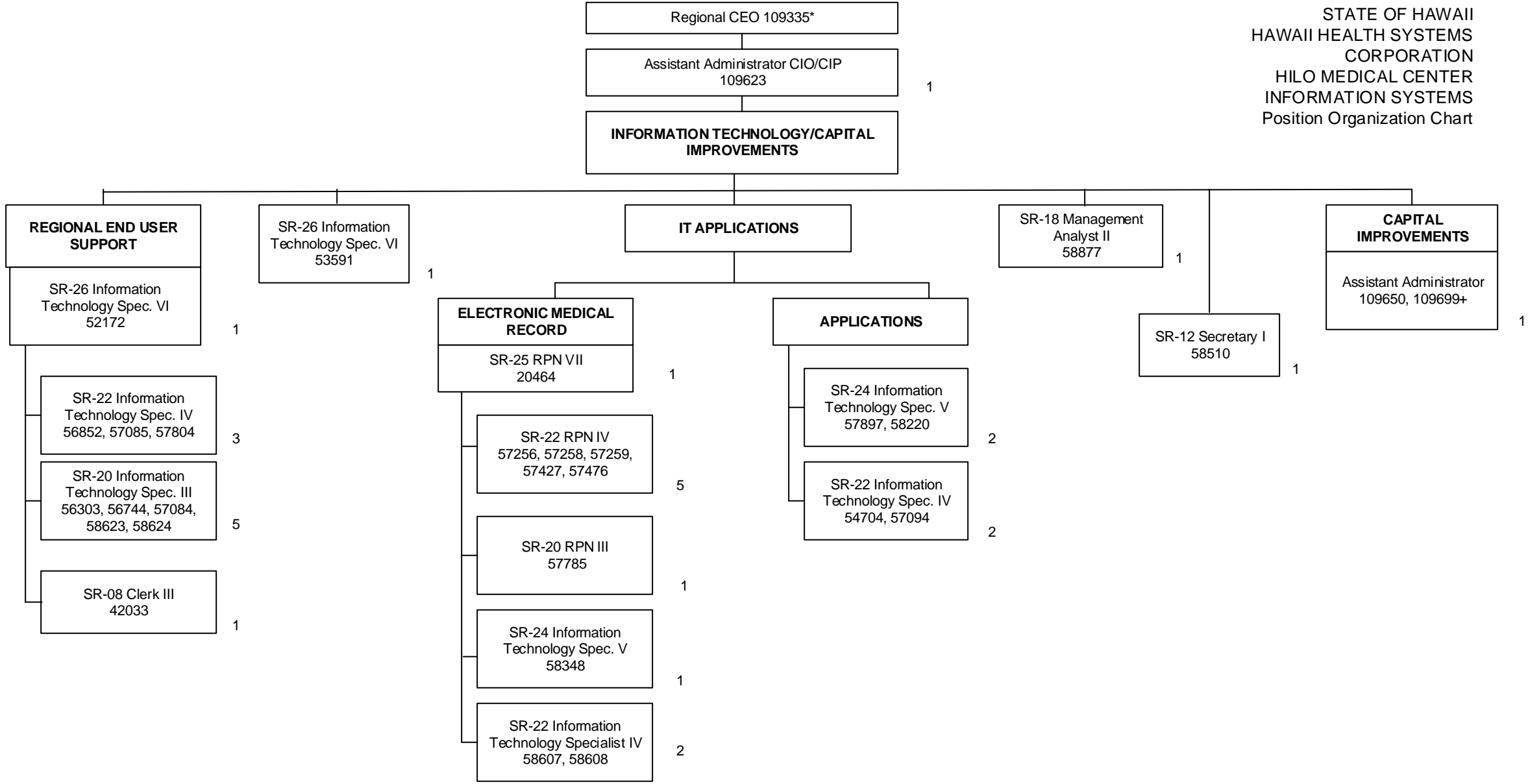
*Not Included in Position Count on This Chart
+Temporary Position, Not Included in Position Count
**50%
#*60%
***80%
++90%

Total Position FTE Count on This Chart: 98



Updated: 10/07; 2/08; 8/08; 12/08; 10/09; 9/10; 2/11; 8/11;
7/12; 11/12, 1/14, 11/14, 1/15, 6/16, 7/17, 7/18, 1/19, 7/19
*Not Included in Position Count on This Chart
+Temporary Position, Not Included in Position Count
**50%

Total Position FTE Count on This Chart: 49

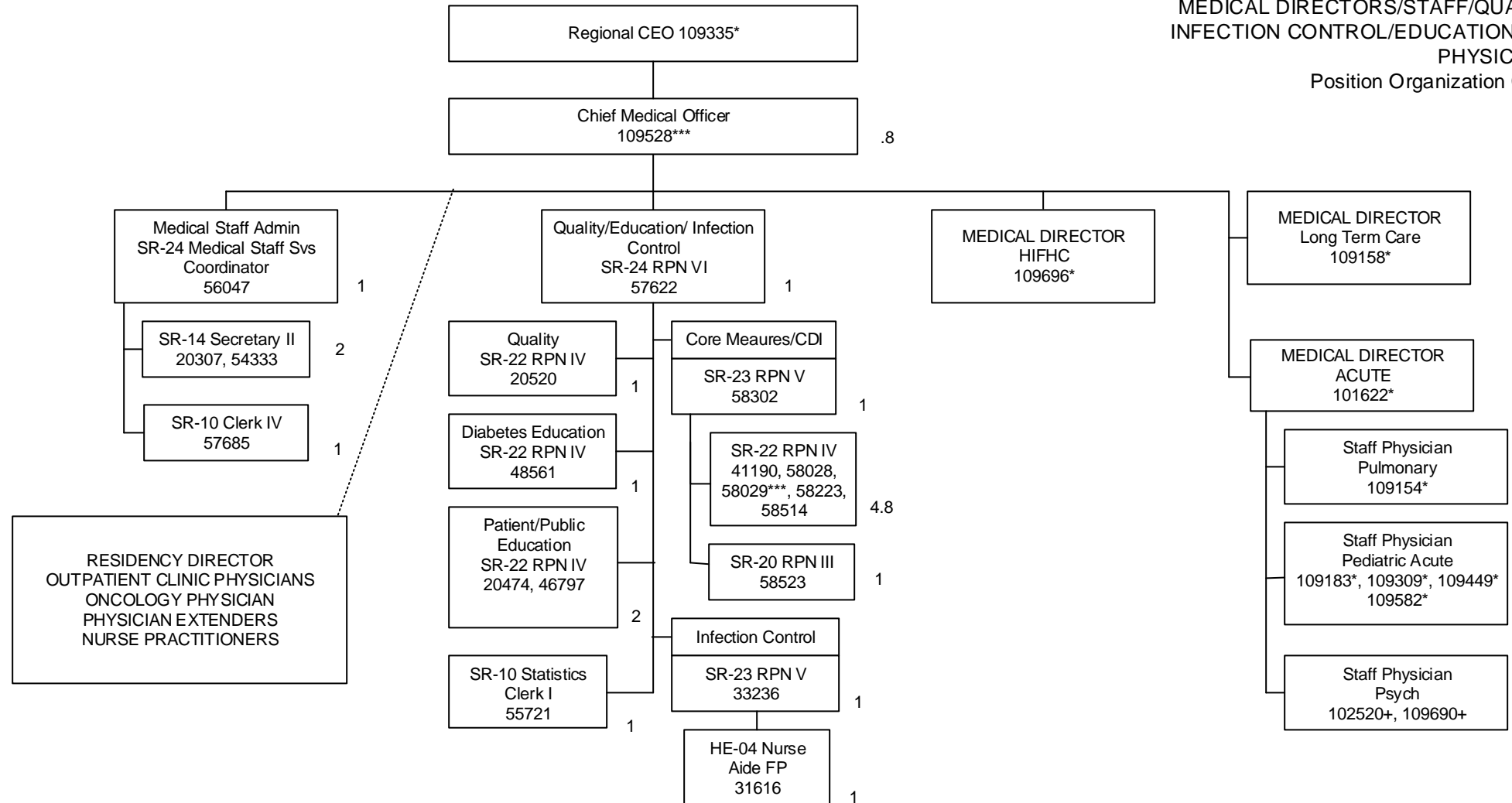


Updated 3/16/12, 4/12; 7/12; 11/12; 7/13, 7/14, 7/16, 7/17, 7/18, 1/19, 7/19

*Not Included in Position Count on This Chart
+Temporary Position, Not Included in Position Count
**50%

Total Position FTE Count on This Chart: 29

STATE OF HAWAII
HAWAII HEALTH SYSTEMS
CORPORATION
HILO MEDICAL CENTER
MEDICAL DIRECTORS/STAFF/QUALITY
INFECTION CONTROL/EDUCATION/CDI/
PHYSICIANS
Position Organization Chart



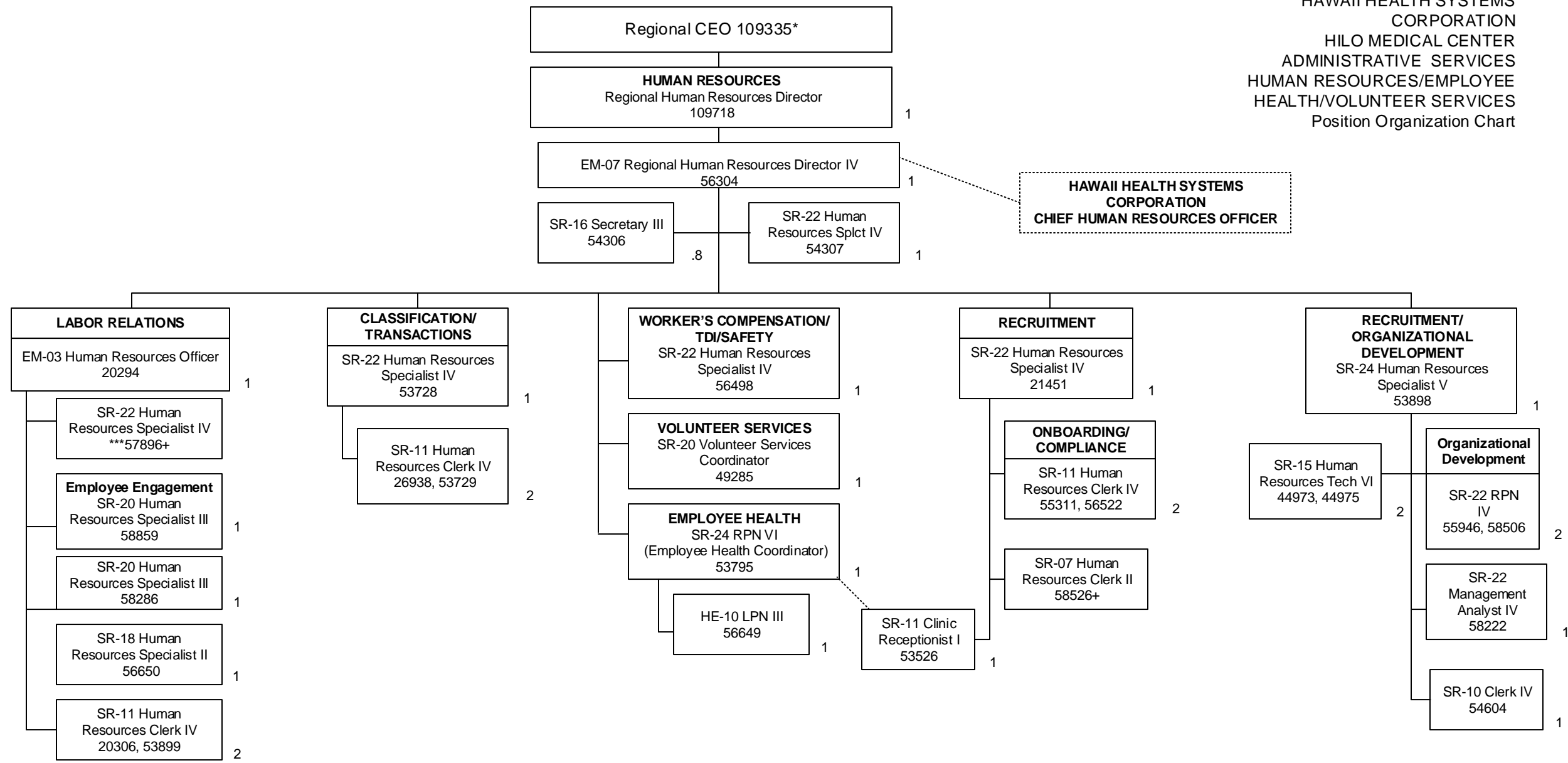
Updated: 10/07; 2/08; 12/08; 10/09; 3/10; 5/10; 2/11; 8/11; 7/12; 11/12, 3/14
2/15, 7/15, 7/16, 7/17, 7/18, 1/19, 7/19

*Not Included in Position Count on This Chart

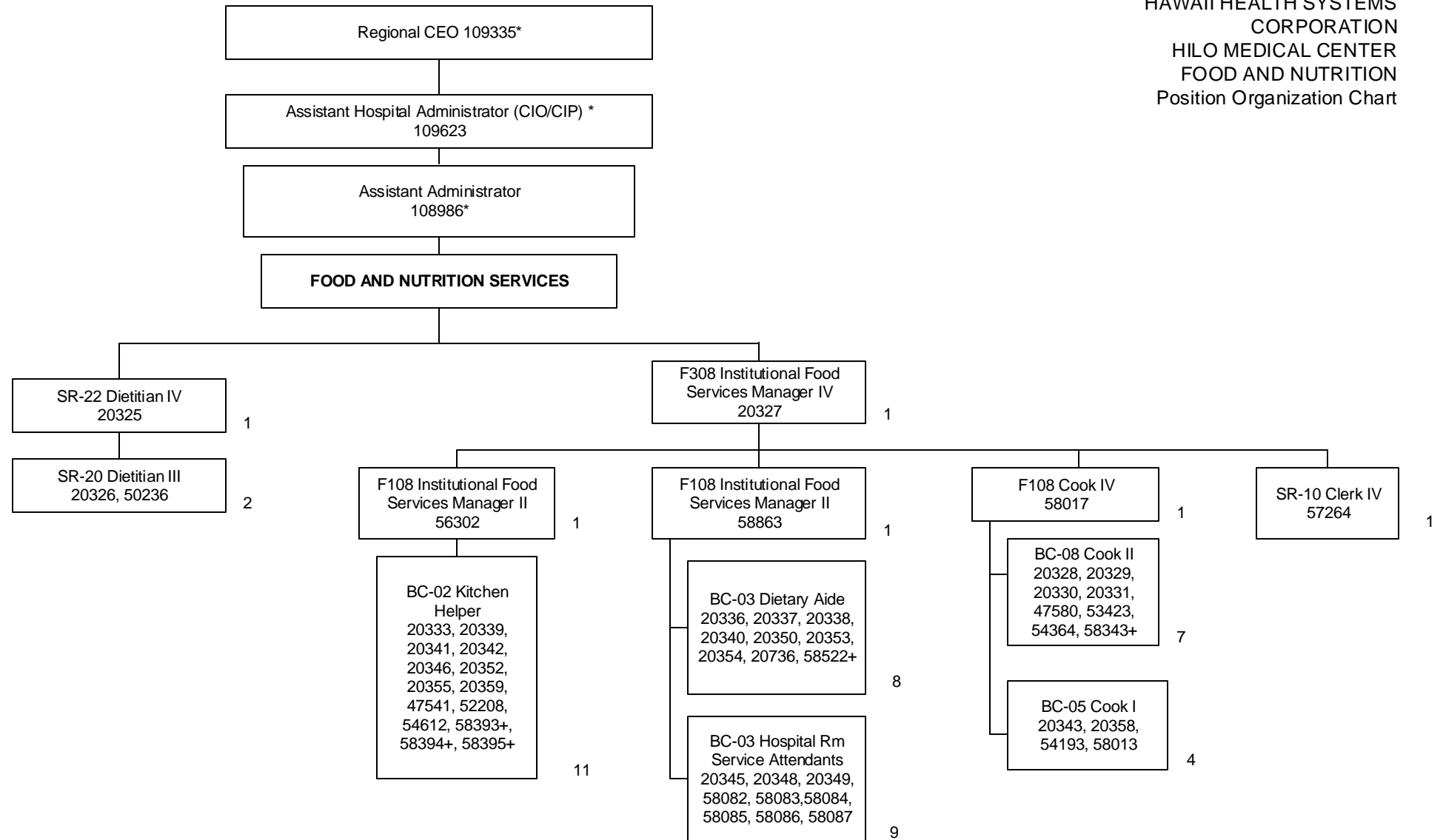
+Temporary Position, Not Included in Position Count

***80%

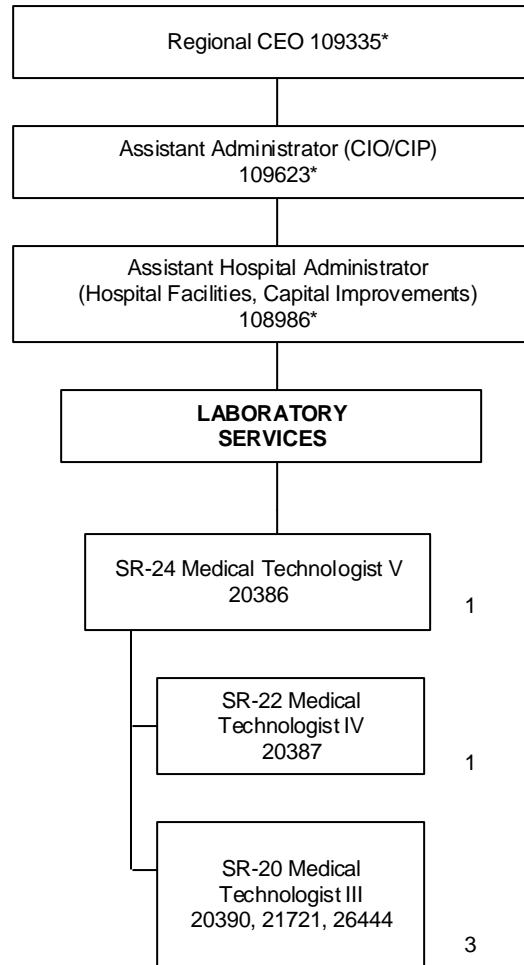
Total Position FTE Count on This Chart: 19.6



Update: 8/07; 1/16/08; 2/08; 8/08; 12/08; 1/30/09;
7/09; 8/09; 10/09; 12/09; 6/10; 2/11; 4/11; 8/11; 1/12; 7/12; 11/12,
11/14, 2/15, 7/15, 11/15, 7/17, 1/18, 1/19, 7/19
*Not Included in Position Count on This Chart
+Temporary Position, Not Included in Position Count
***10%



Updated 5/13; 2/14, 2/15, 7/15, 11/15, 5/16, 7/16, 3/17, 7/17, 1/18, 1/19, 7/19
Not Included in Position Count on This Chart
+Temporary Position, Not Included in Position Count
##40%
**50%
#*60%



Updated: 10/07; 2/08; 12/08; 10/09; 3/10; 5/10; 2/11; 8/11; 7/12; 11/12, 3/14
2/15, 7/15, 7/16, 7/17, 1/18, 7/18, 1/19, 7/19

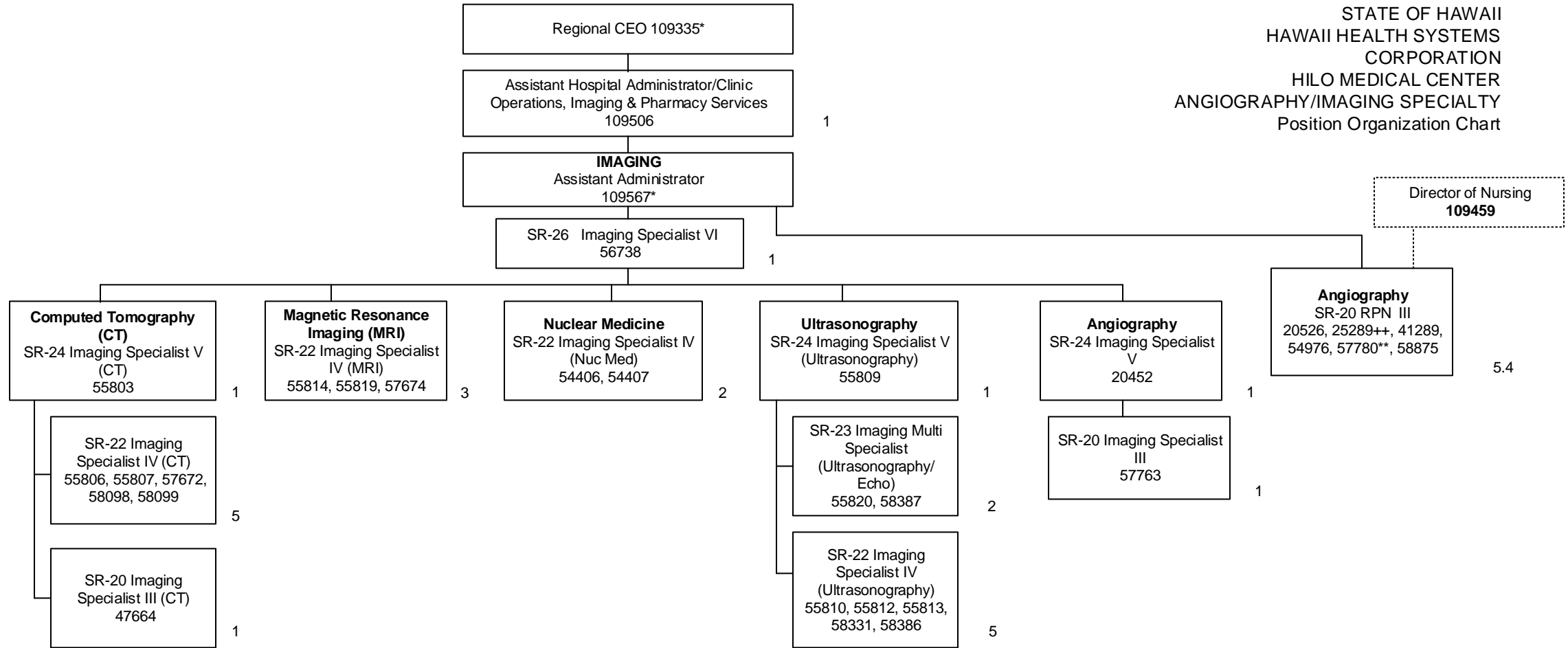
*Not Included in Position Count on This Chart

+Temporary Position, Not Included in Position Count

**50%

Total Position FTE Count on This Chart: 5

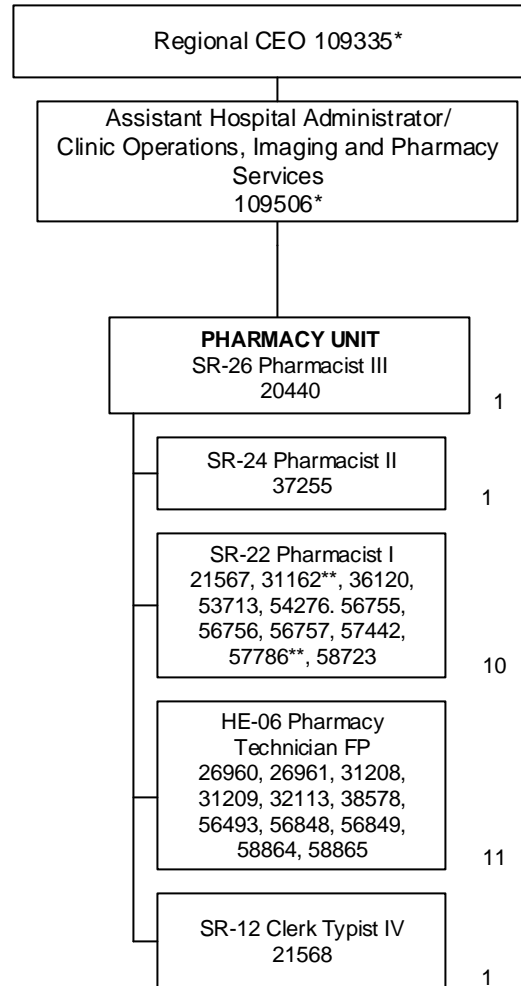
STATE OF HAWAII
HAWAII HEALTH SYSTEMS
CORPORATION
HILO MEDICAL CENTER
ANGIOGRAPHY/IMAGING SPECIALTY
Position Organization Chart



Updated 10/07; 2/08; 8/08; 12/08; 10/09; 2/11; 8/11; 1/12; 7/12; 11/12, 5/14, 2/15, 7/16, 7/17, 7/18, 1/19, 7/19

*Not Included in Position Count on This Chart
+Temporary Position, Not Included in Position Count
++90%
**50%

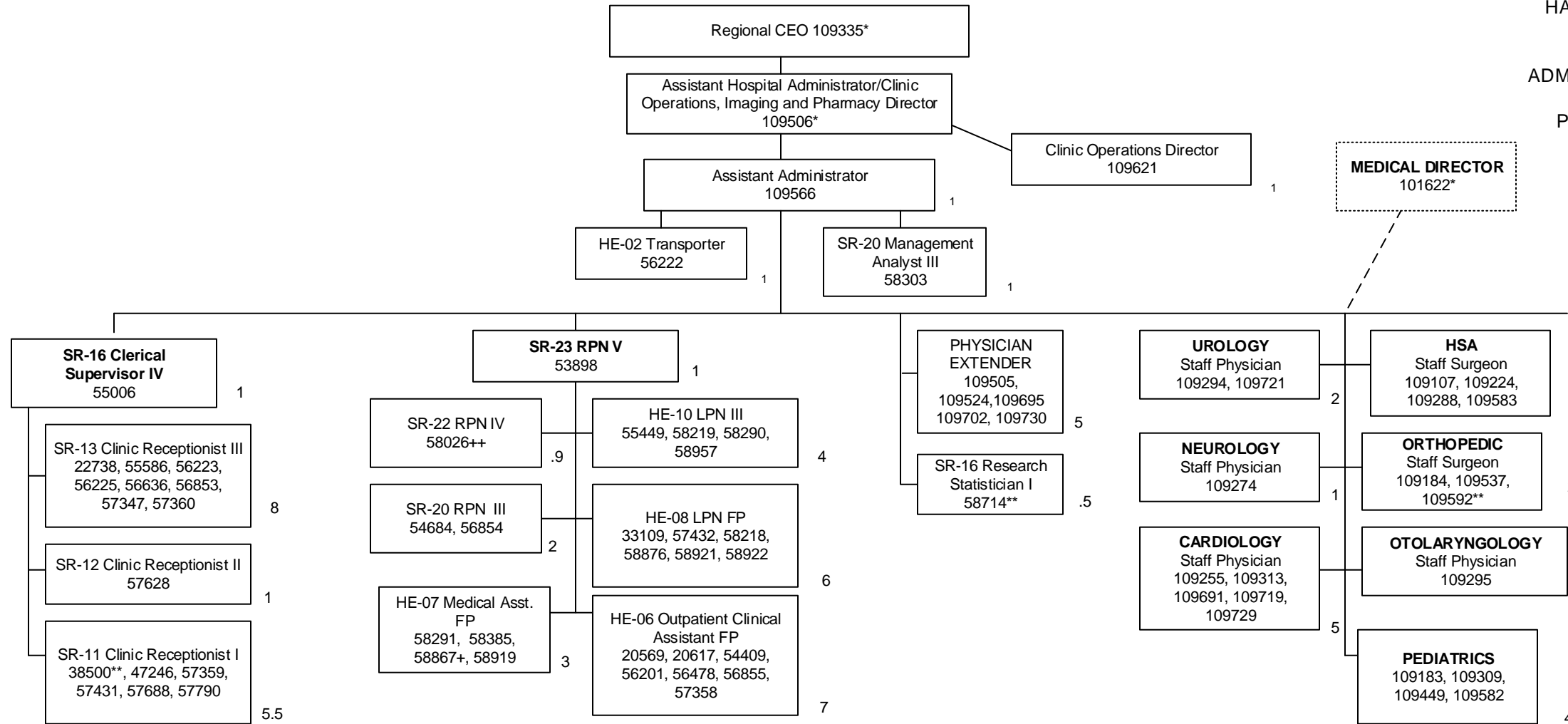
Total Position FTE Count on This Chart: 29.4



**Updated: 10/07; 2/08; 12/08; 10/09; 3/10;
5/10; 2/11; 8/11; 7/12; 11/12, 3/14, 2/15,
7/15, 7/16, 7/17, 7/18, 1/19, 7/19**

*Not Included in Position Count on This Chart
+Temporary Position, Not Included in Position Count
**50%

Total Position FTE Count on This Chart: 24



Updated 11/12, 9/14, 7/15, 7/16, 7/17, 7/18, 1/19, 7/19

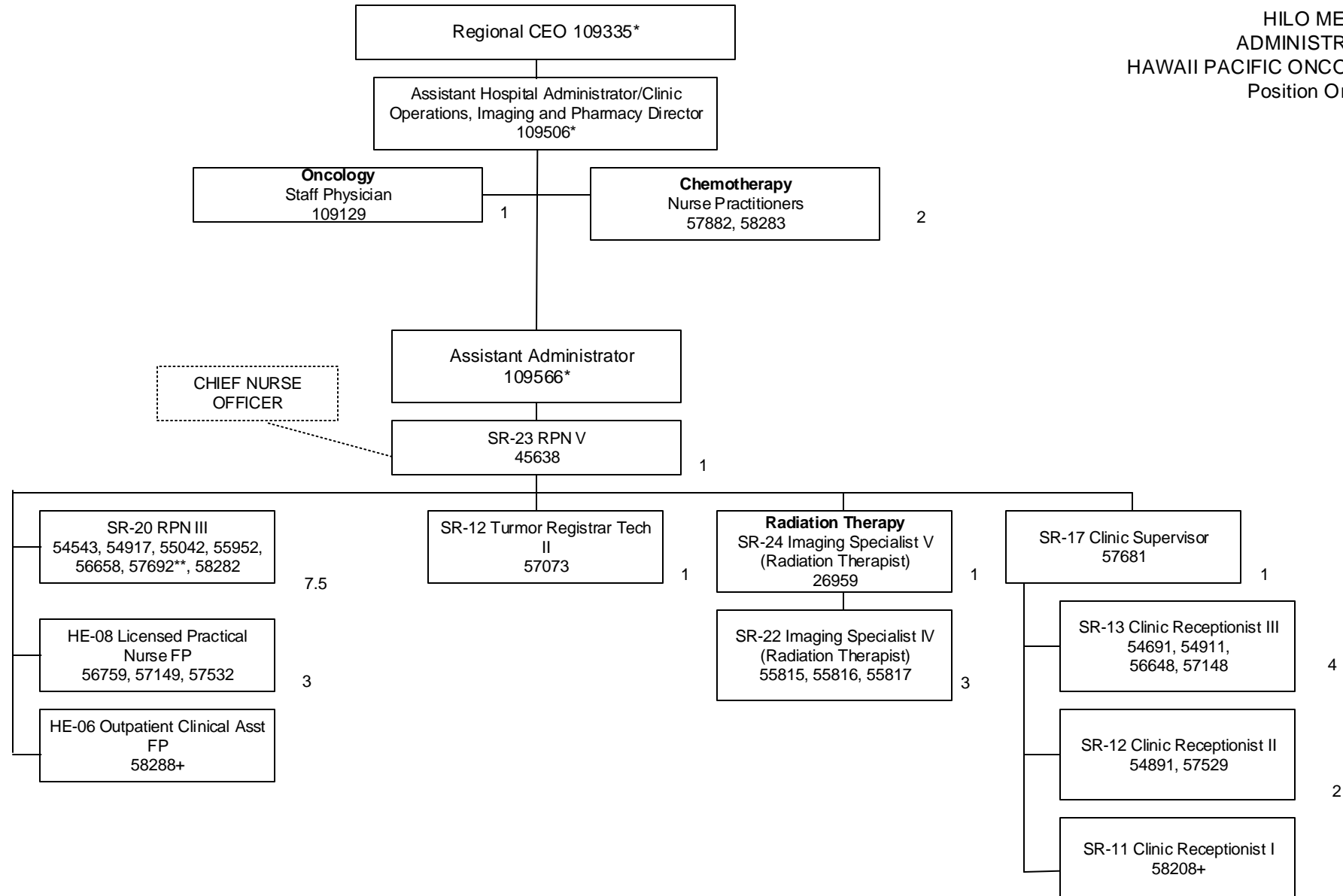
*Not Included in Position Count on This Chart

+Temporary Position, Not Included in Position Count

**50%

++90%

Total Position FTE Count on This Chart: 68.4



Update 7/12; 11/12; 1/13, 2/14, 5/14, 2/15, 7/15, 7/17, 7/18, 1/19, 7/19

*Not Included in Position Count on This Chart

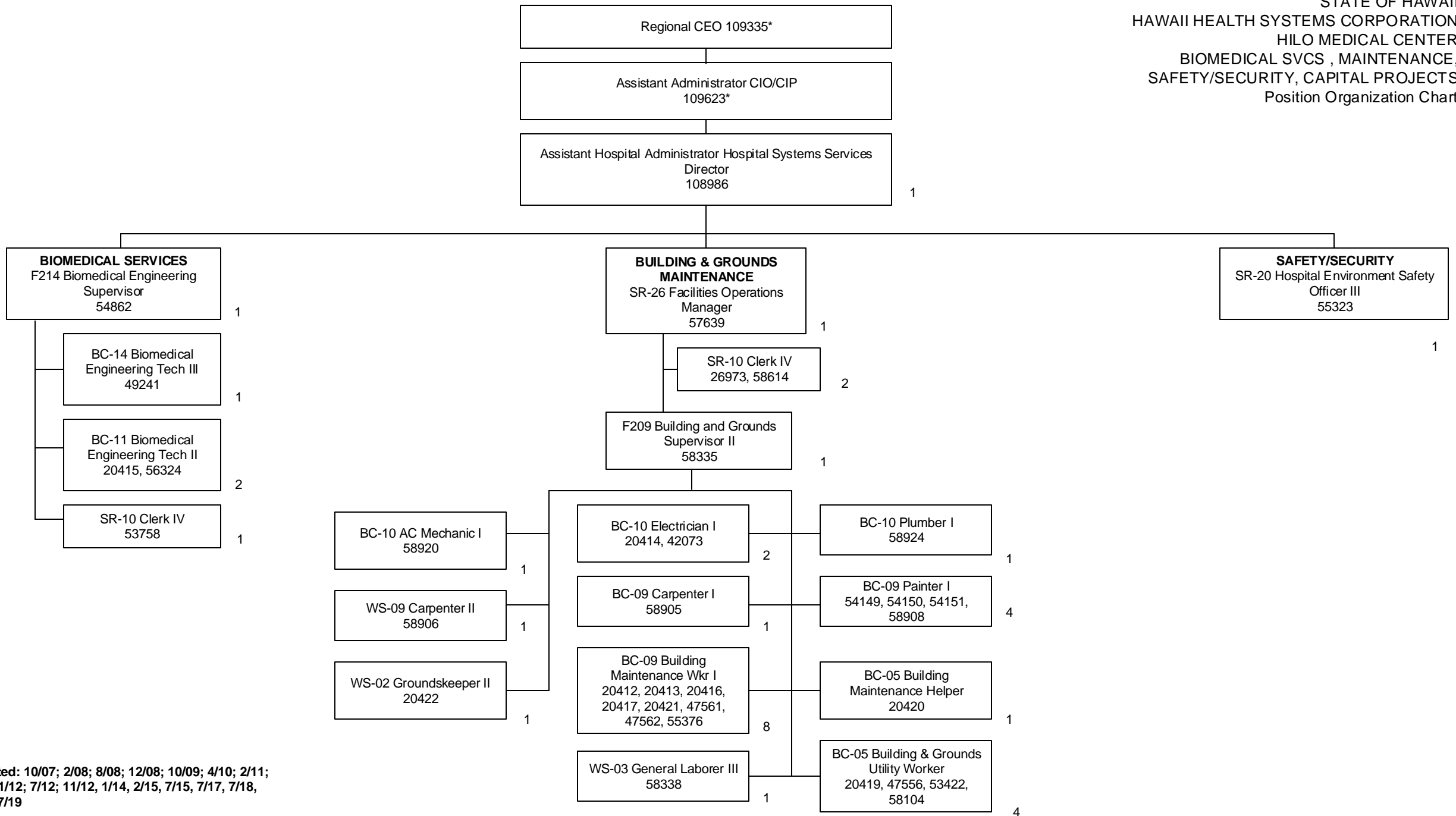
+Temporary Position, Not Included in Position Count

**50%

#*60%

++90%

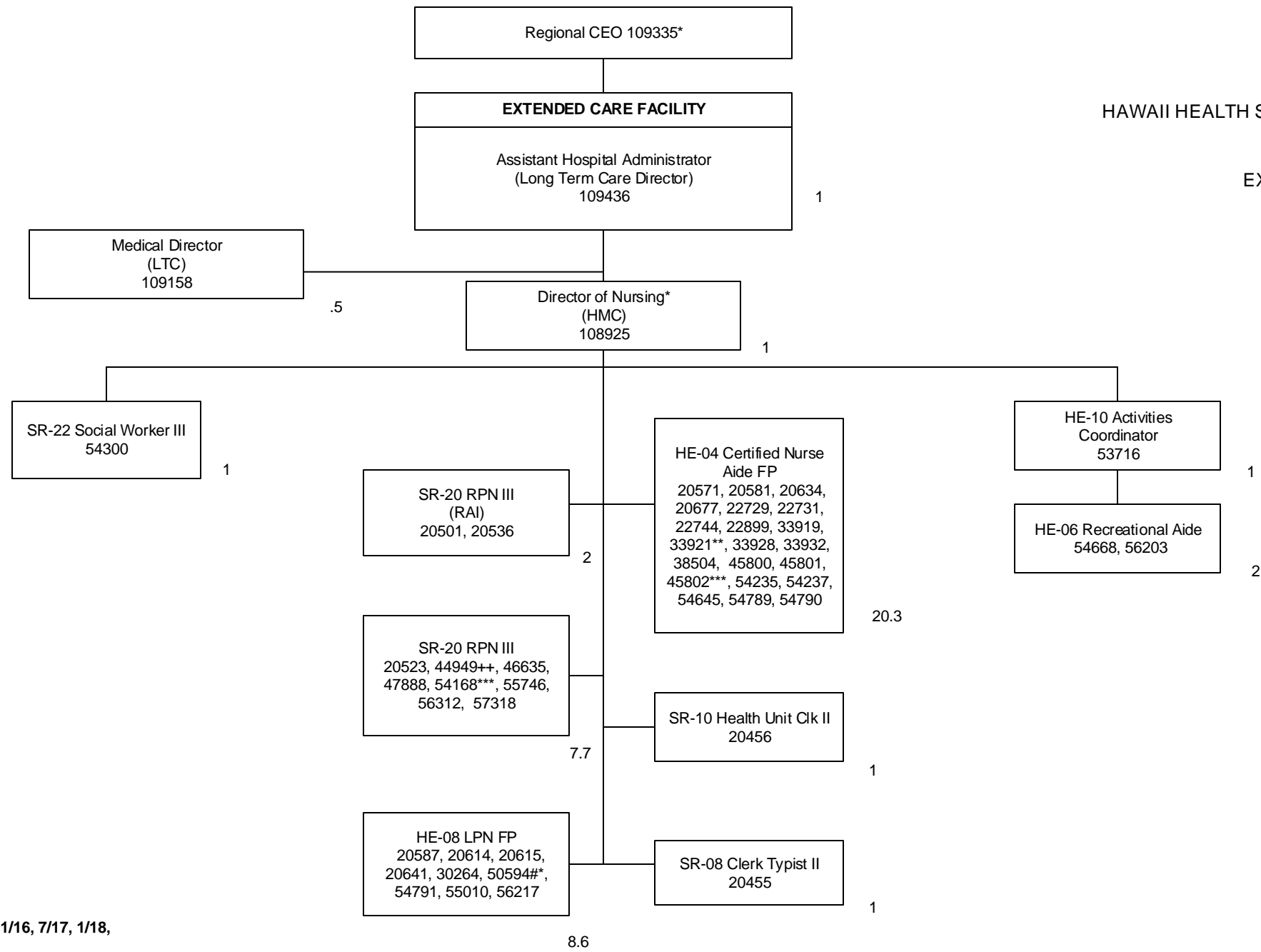
Total Position FTE Count on This Chart: 26.5



Updated: 10/07; 2/08; 8/08; 12/08; 10/09; 4/10; 2/11; 8/11; 1/12; 7/12; 11/12, 1/14, 2/15, 7/15, 7/17, 7/18, 1/19, 7/19

*Not Included in Position Count on This Chart
Temporary Positions, Not Included in Position Count
**50%
#*60%

Total Position FTE Count on This Chart: 36



Update 12/12; 7/13, 10/14, 7/16, 11/16, 7/17, 1/18,
7/18, 1/19, 7/19

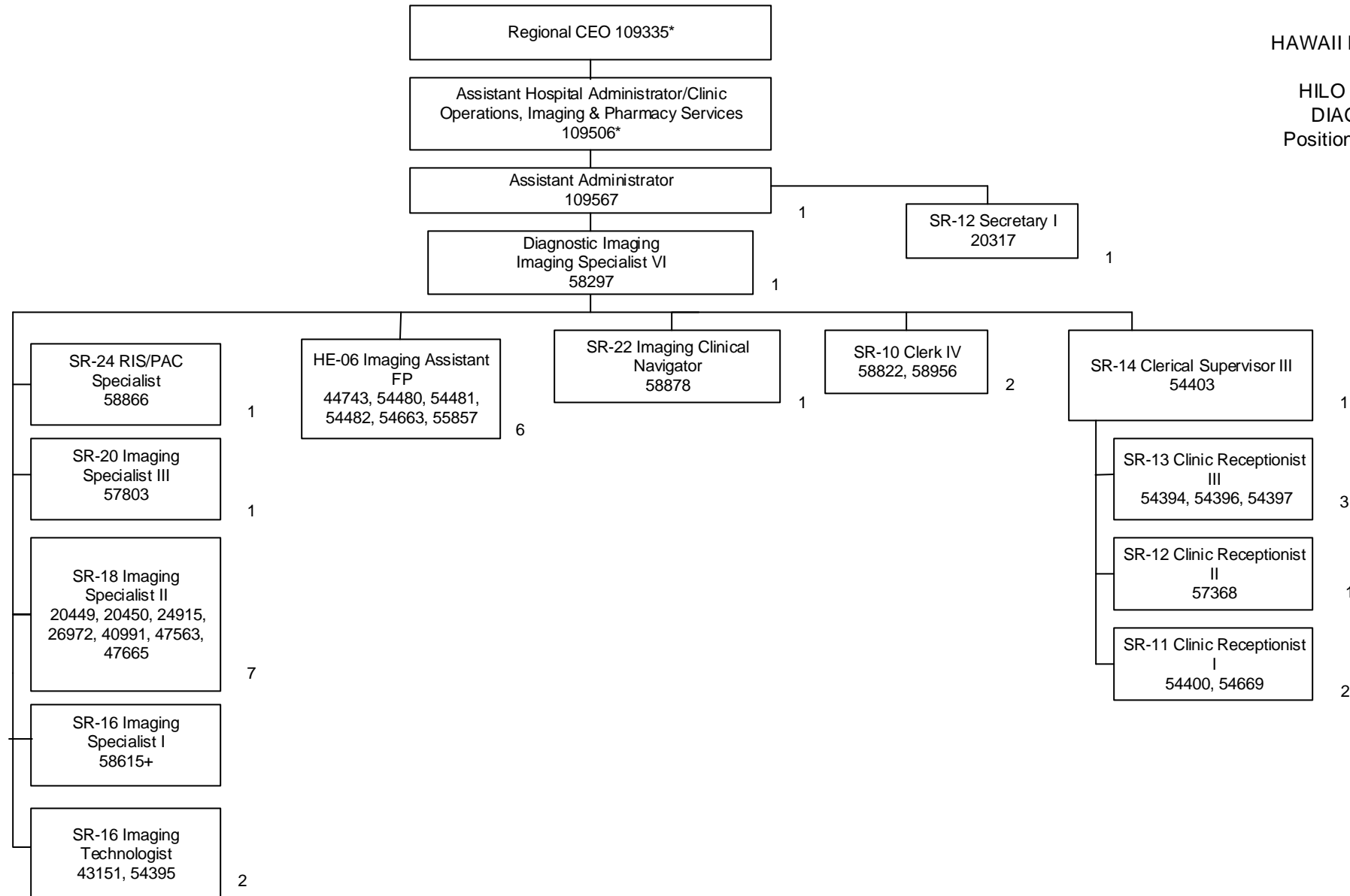
*Not Included in Position Count on This Chart

**50%

#*60%

***80%

++90%

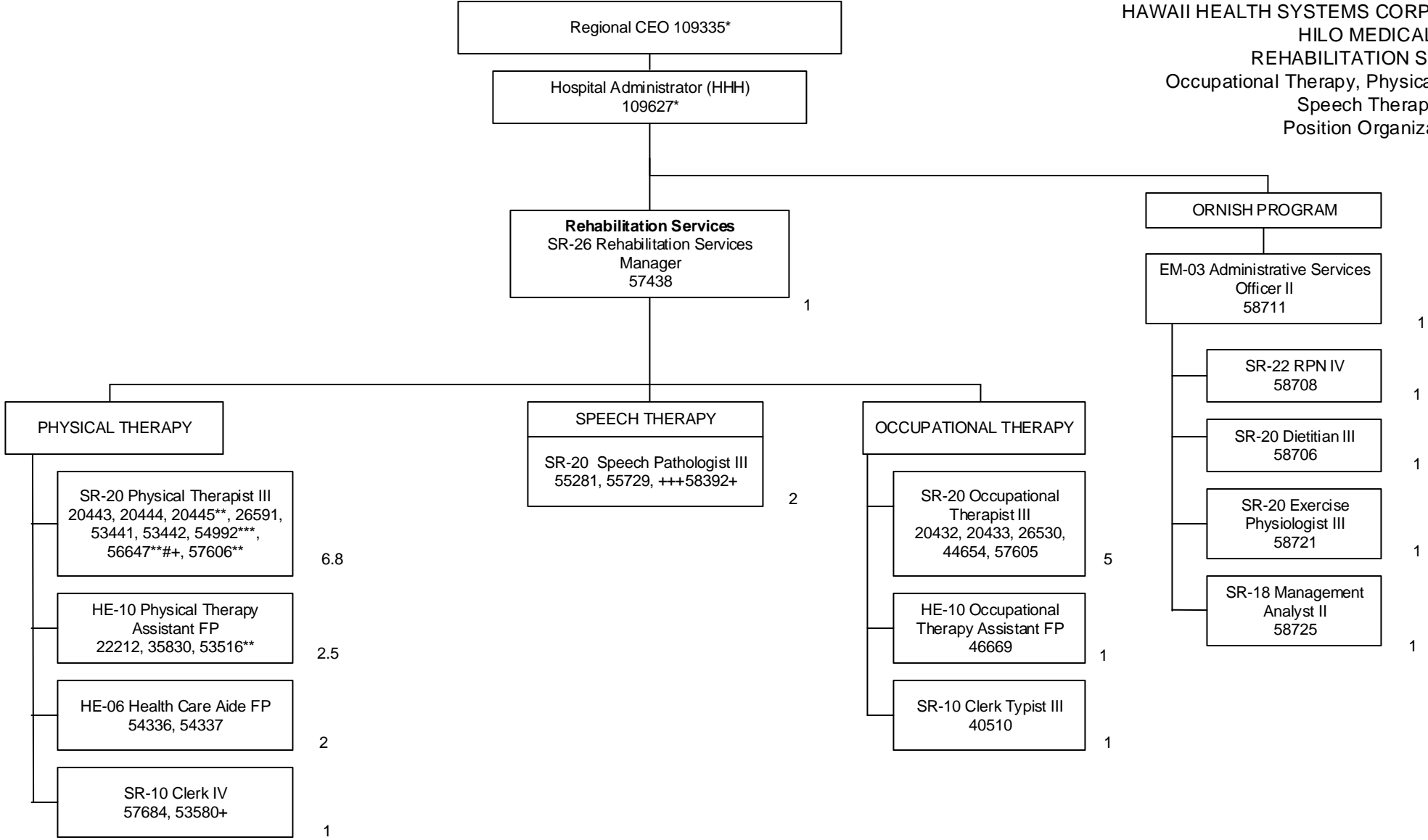


Updated 10/07; 2/08; 8/08; 12/08; 10/09; 2/11; 8/11; 1/12;
7/12; 11/12, 5/14, 2/15, 7/16, 7/17, 1/18, 7/18, 1/19, 7/19

*Not Included in Position Count on This Chart
+Temporary Position, Not Included in Position Count
++90%
**50%

Total Position FTE Count on This Chart: 30

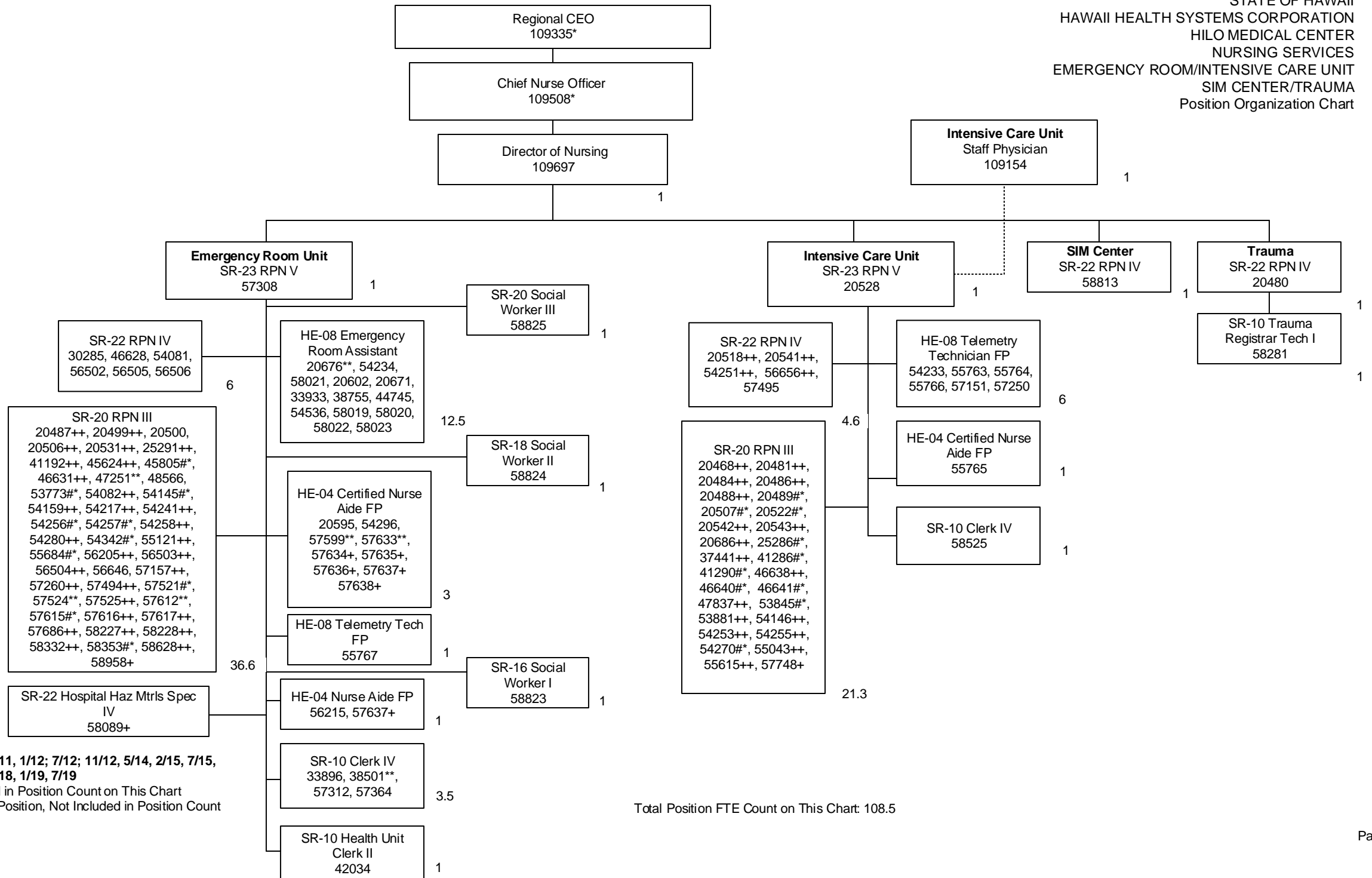
STATE OF HAWAII
HAWAII HEALTH SYSTEMS CORPORATION
HILO MEDICAL CENTER
REHABILITATION SERVICES-
Occupational Therapy, Physical Therapy,
Speech Therapy & Ornish
Position Organization Chart



9/13, 2/14, 11/14, 1/15, 7/15, 7/16, 1/17, 7/17, 1/18, 7/18
1/19, 7/19

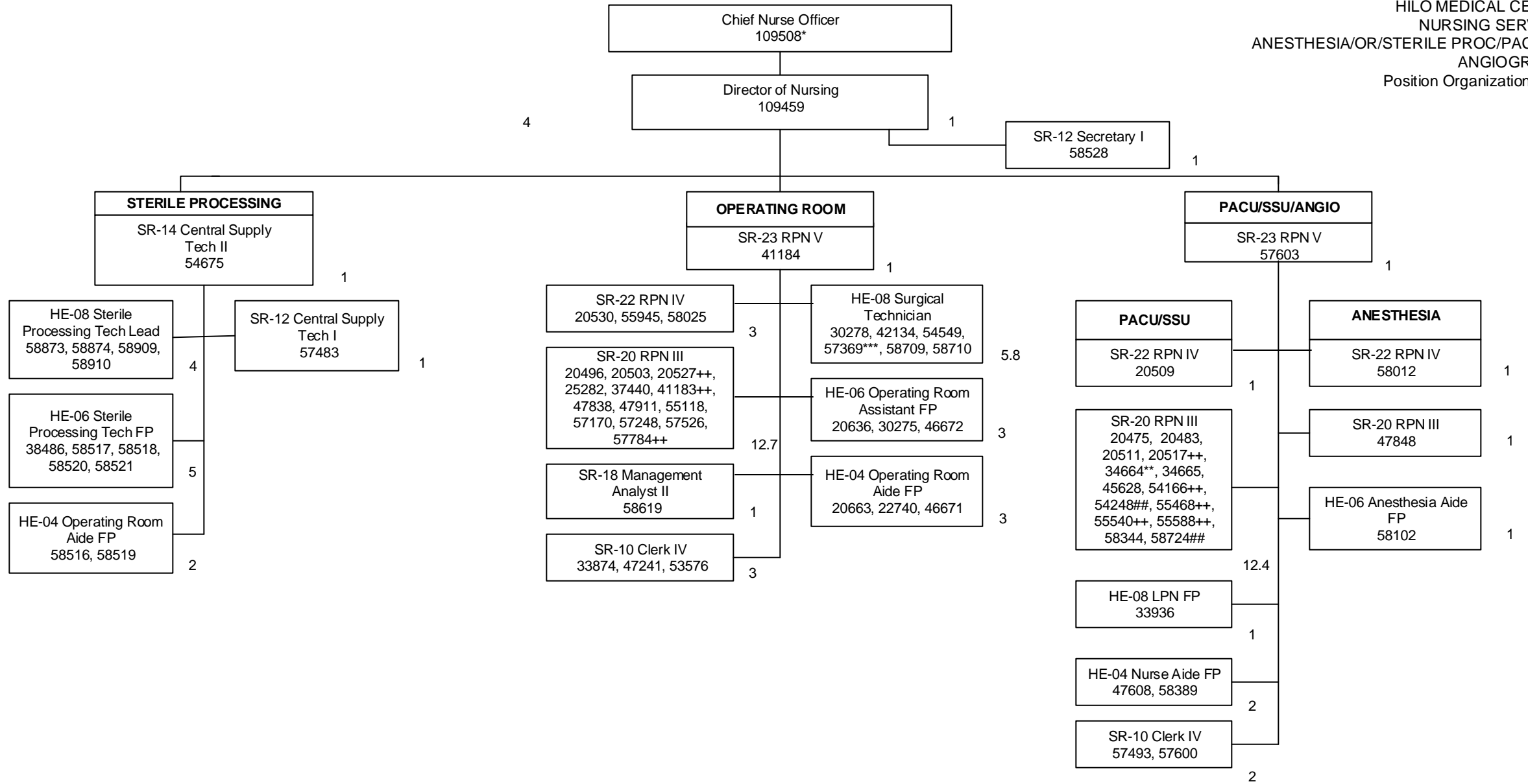
Total Position FTE Count on This Chart: 27.3

*Not Included in Position Count on This Chart
+Temporary Position, Not Included in Position Count
++10%
**30%
**50%
***80%



UPDATE: 7/11, 1/12; 7/12; 11/12, 5/14, 2/15, 7/15,
7/16, 1/17, 7/18, 1/19, 7/19
*Not Included in Position Count on This Chart
+Temporary Position, Not Included in Position Count
**50%
#*60%
***80%
++90%

Total Position FTE Count on This Chart: 108.5



UPDATED 7/11; 8/11; 1/12; 7/12; 11/12, 2/15, 7/15, 7/16,
7/17, 7/18, 1/19, 7/19

*Not Included in Position Count on This Chart

+Temporary Position, Not Included in Position Count

**50%

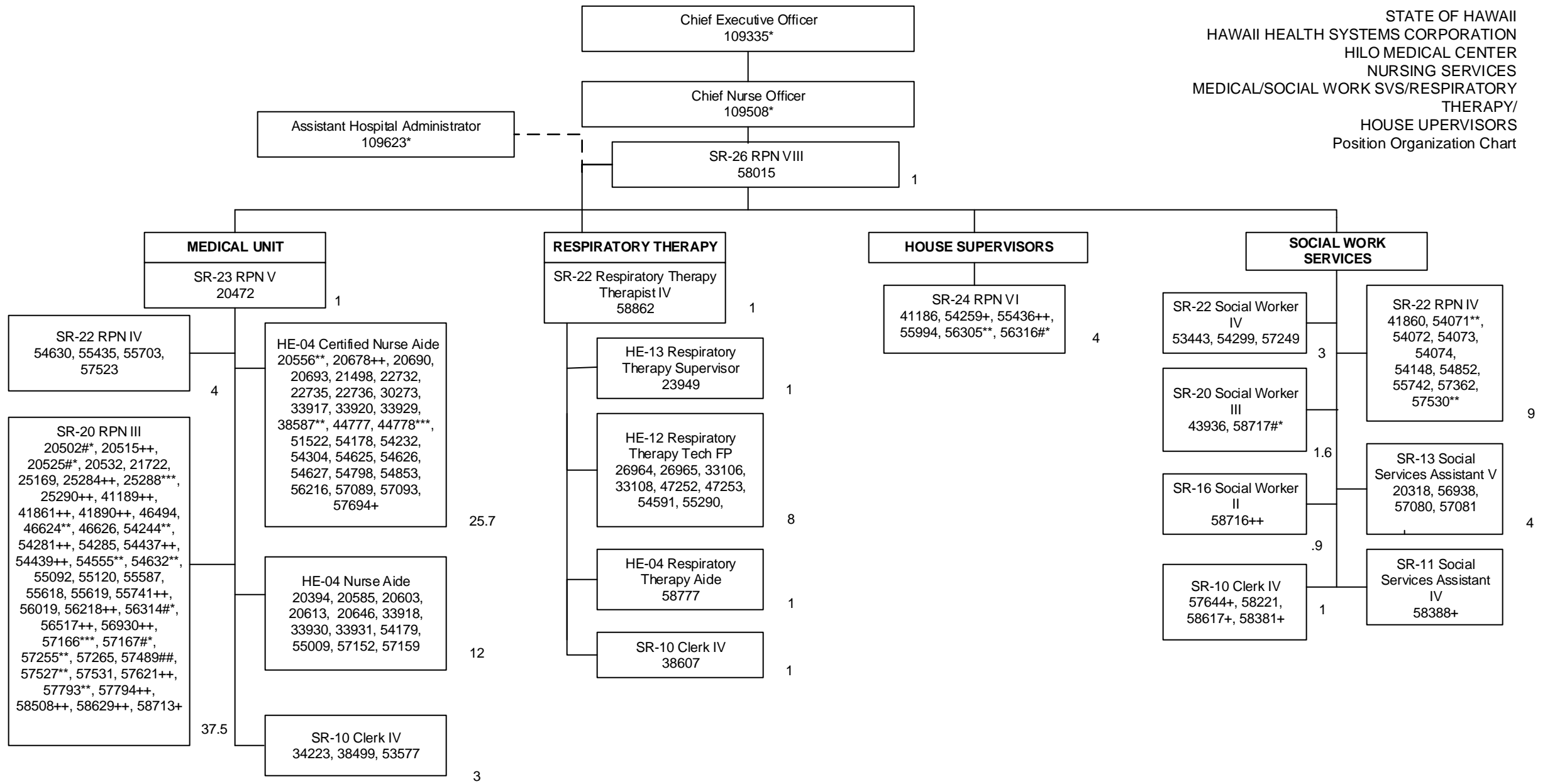
#*60%

##70%

***80%

++90%

Total Position FTE Count on This Chart: 69.9



UPDATED 7/11; 8/11; 1/12; 7/12; 11/12, 2/15, 7/15, 7/17, 7/18, 1/19

*Not Included in Position Count on This Chart

+Temporary Position, Not Included in Position Count

**50%

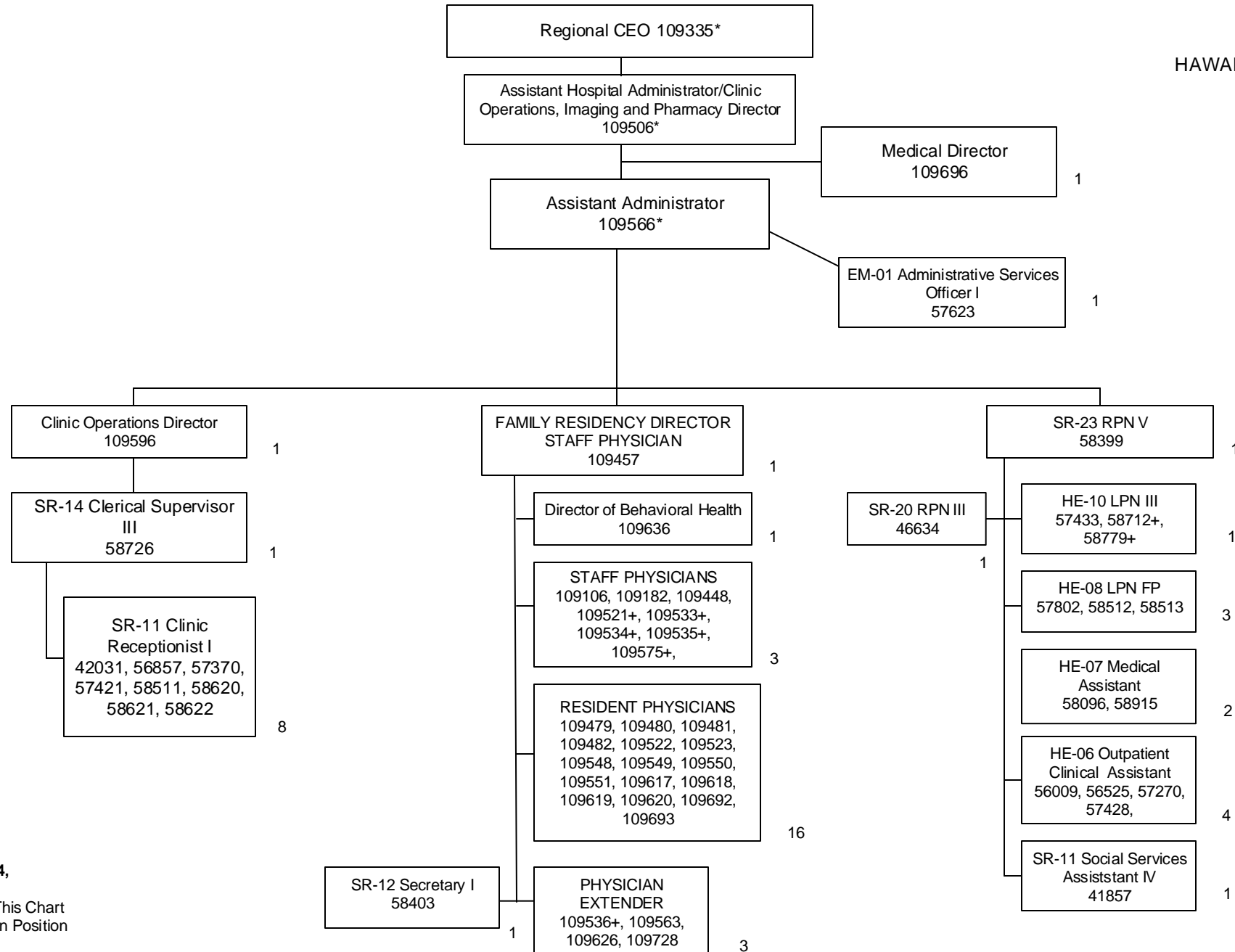
#*60%

##70%

***80%

++90%

Total Position FTE Count on This Chart: 119.7



Update 7/12; 11/12; 1/13, 2/14, 5/14, 2/15, 7/15, 7/17, 7/18, 1/19, 7/19

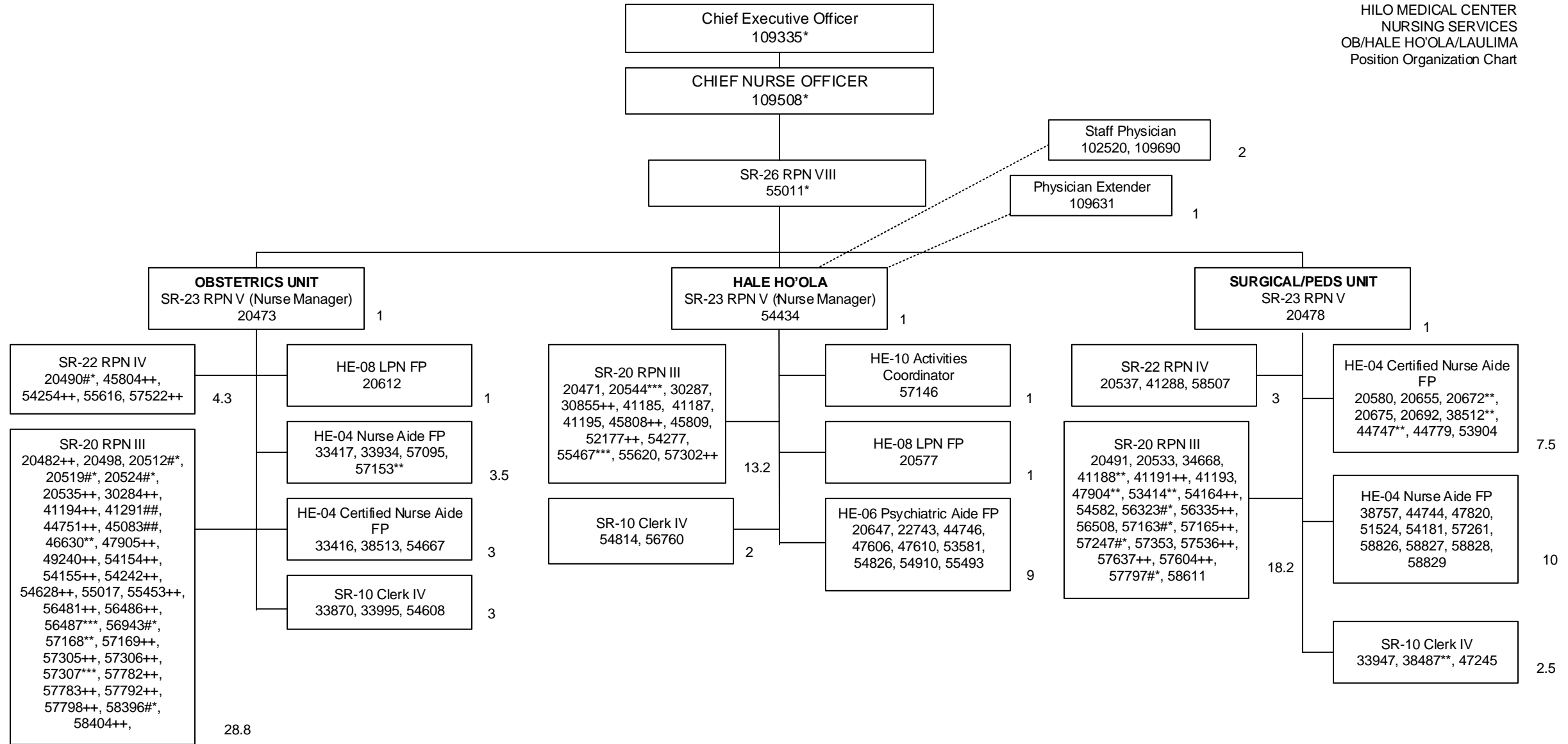
*Not Included in Position Count on This Chart
+Temporary Position, Not Included in Position Count

**50%

#*60%

++90%

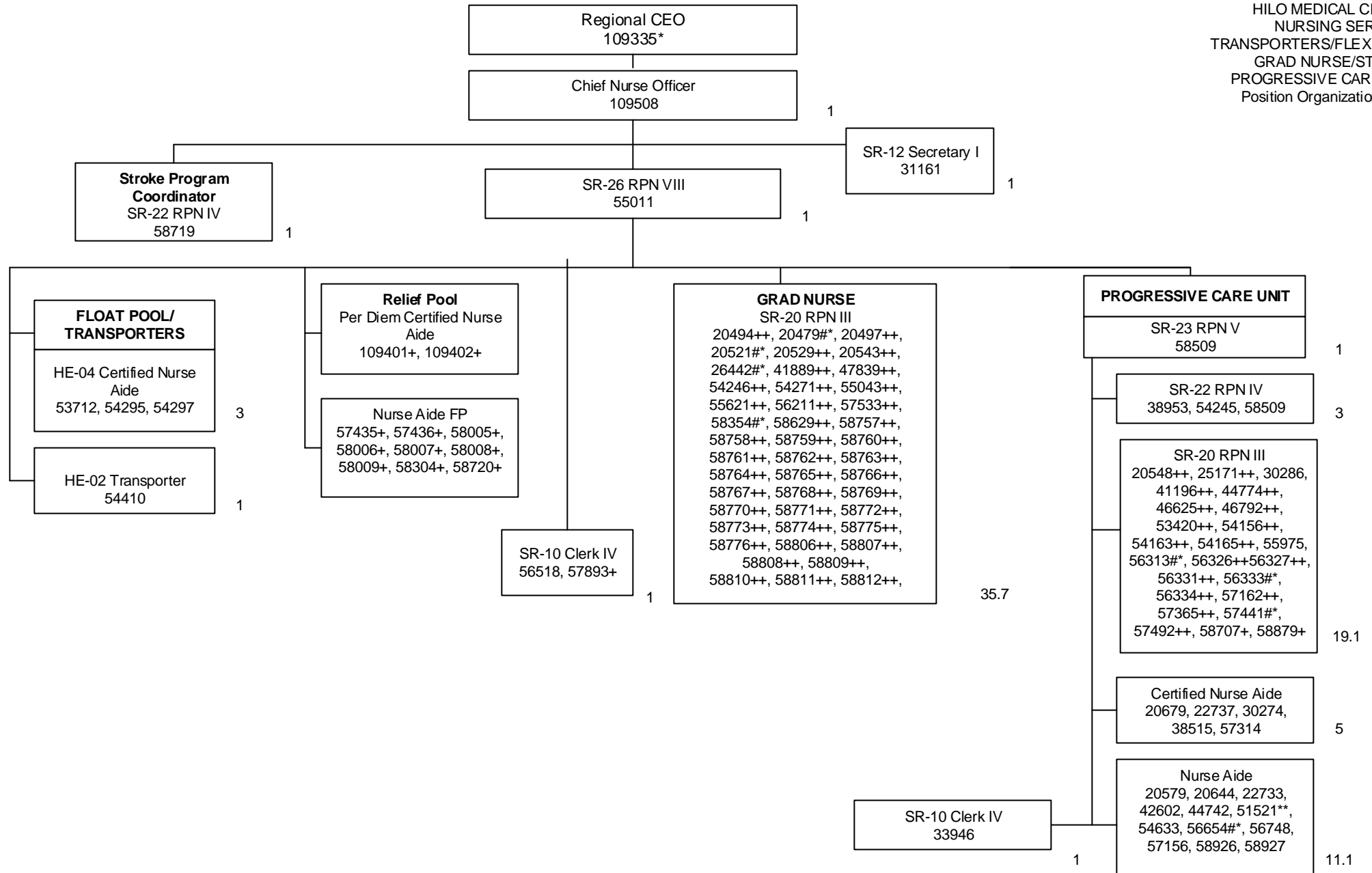
Total Position FTE Count on This Chart: 50



Updated: 10/07; 2/08; 10/08; 12/08; 10/9; 2/11, 7/11; 8/11; 7/12; 11/12;
6/13, 2/14, 2/15, 7/15, 7/16, 11/16, 7/17, 1/18, 7/18, 1/19, 7/19

*Not Included in Position Count on This Chart
+Temporary Position, Not Included in Position Count
**#30% Per Diem Nurse
**50%
#60%
##70%
***80%
++90%

Total Position FTE Count on This Chart: 117



Total Position FTE Count on This Chart: 81.9

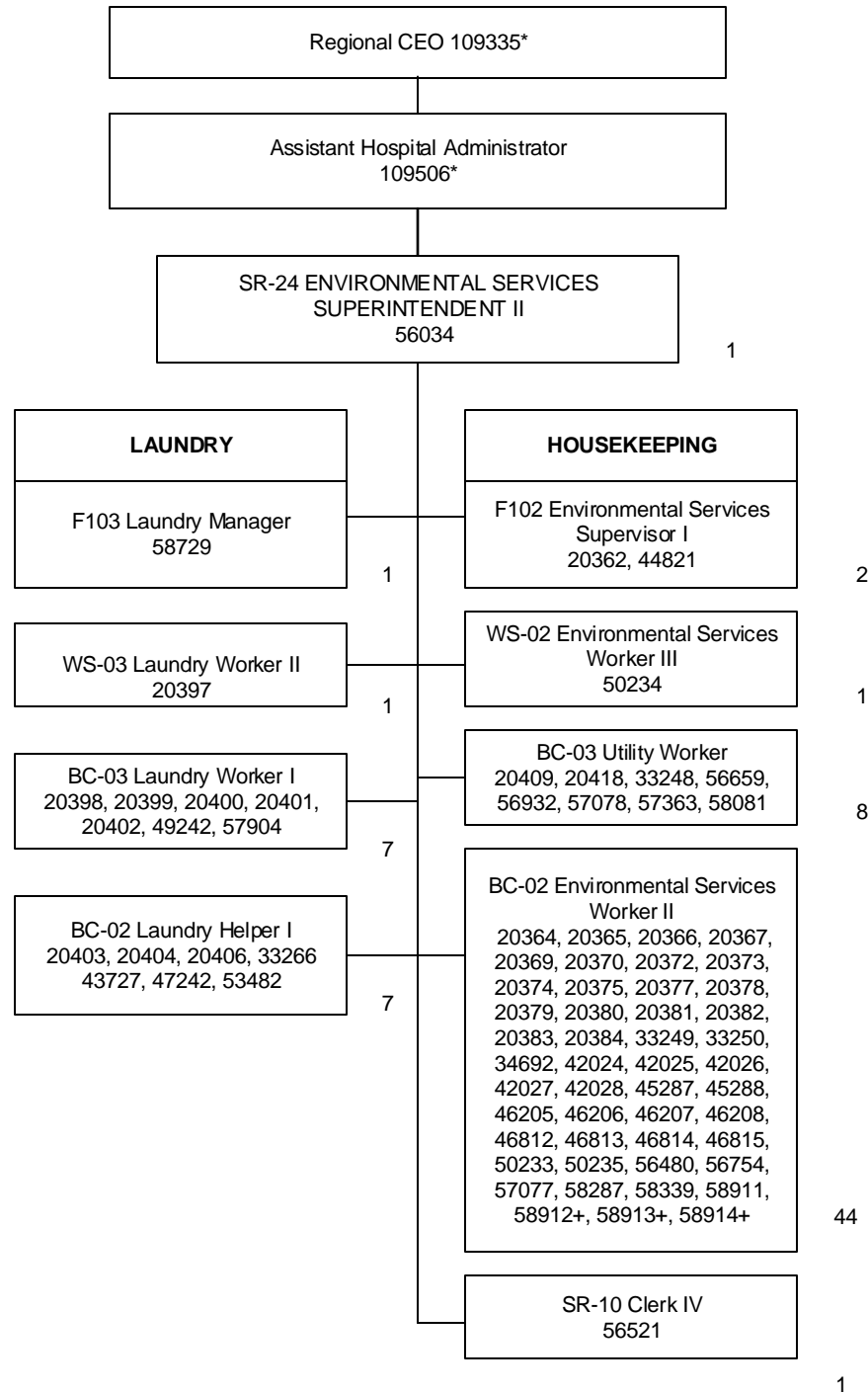
Updated: 10/07; 2/08; 10/08; 12/08;10/9; 2/11, 7/11; 8/11; 7/12; 11/12; 6/13, 2/14, 7/15, 7/17, 7/18, 1/19, 7/19

*Not Included in Position Count on This Chart

+Temporary Position, Not Included in Position Count

**50%

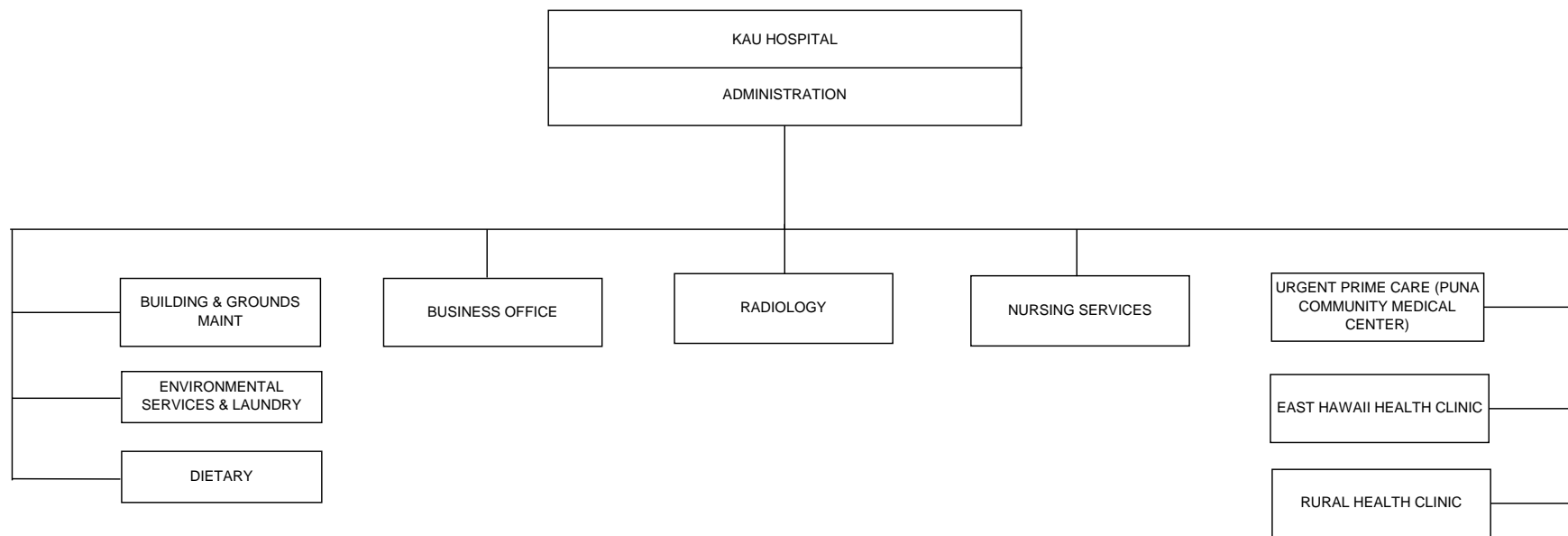
++90%



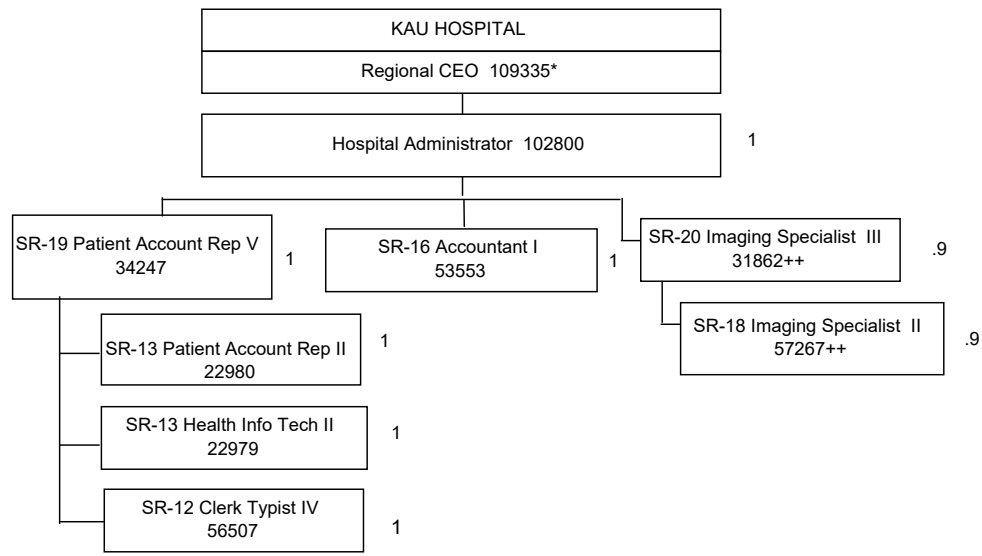
Updated: 10/07; 2/08; 8/08; 12/08; 10/09; 4/10; 2/11; 8/11; 1/12; 7/12; 11/12, 1/14, 2/15, 7/15, 7/17, 7/18, 1/19, 7/19

*Not Included in Position Count on This Chart
Temporary Positions, Not Included in Position Count
**50%
#*60%

Total Position FTE Count on This Chart: 73



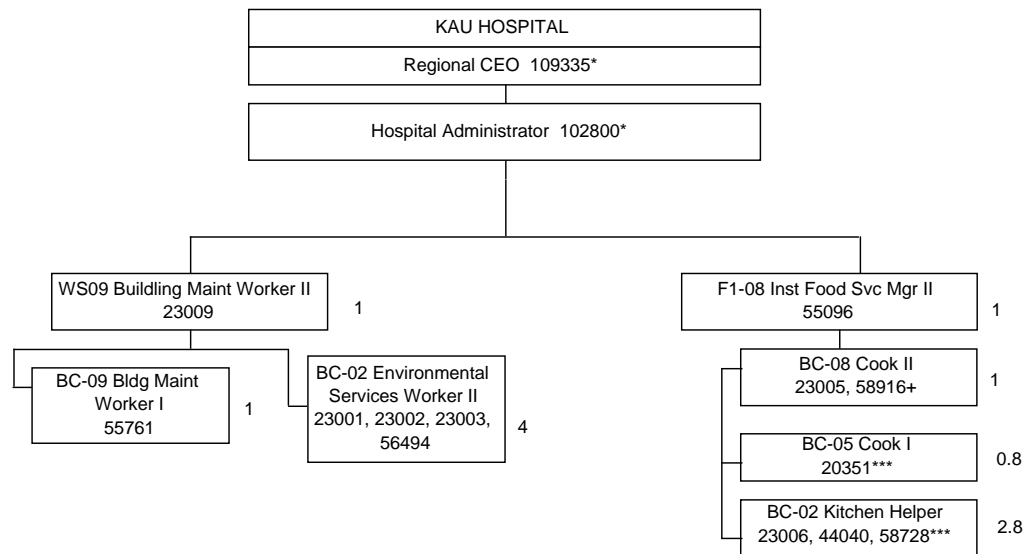
Update 12/09, 5/11, 8/12; 1/13,
8/13, 11/15, 7/16, 1/17, 7/17,
1/18, 7/18, 1/19, 7/19



**Update 12-22-09, 5-20-11, 4/12, 8/12; 1/13; 8/13
1/14, 5/14, 9/14, 2/15, 6/15, 11/15, 4/16, 7/16, 1/17,
7/17, 1/18, 7/18, 1/19, 7/19**
+ Temp position (Not Included in Count on This Chart)
*Not included in Position Count on this chart
++90% **50%
***80%
#*60%

Total FTE on this Chart: 7.8

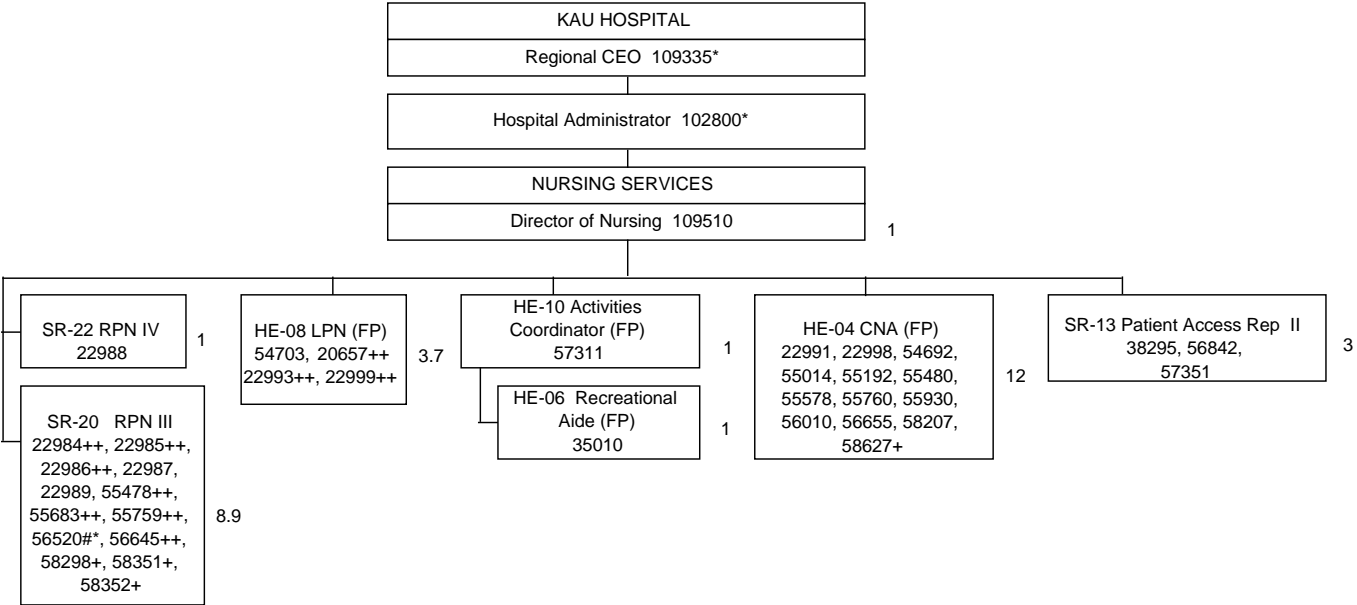
Position Organization Chart



Updated 12/22/09, 5-20-11, 4/12, 8/12; 1/13; 8/13,
1/14, 9/14, 2/15, 6/15, 11/15, 4/16, 7/16, 1/17, 7/17,
1/18, 7/18, 1/19, 7/19

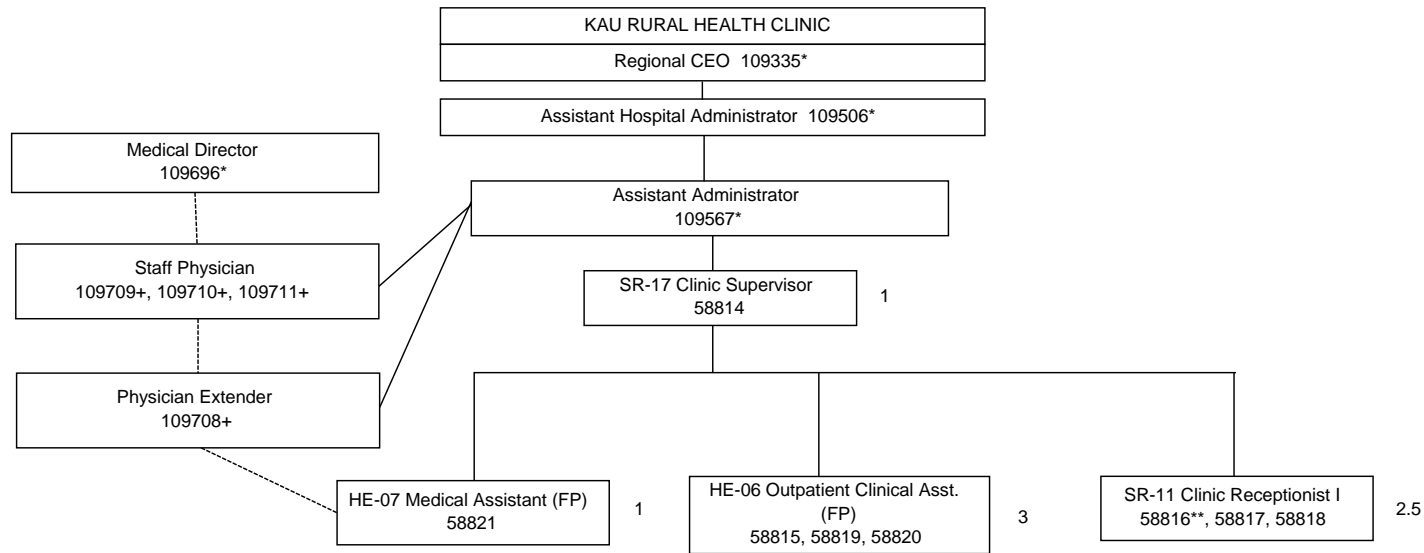
*Not included in Position Count on this chart
+Temp position(Not Included in Position Count on this chart
***80%

Total FTE on this Chart: 11.6



Update 12-22-09, 5-20-11, 4/12, 8/12; 1/13; 8/13.
1/14, 9/14, 2/15, 6/15, 8/15, 11/15, 4/16, 7/16,
1/17, 7/17, 1/18, 7/18, 1/19, 7/19

*Not included in Position Count on this chart
+Temporary Position Not Included in Position Count on this chart
#*60%
***80%
++90%
**50%



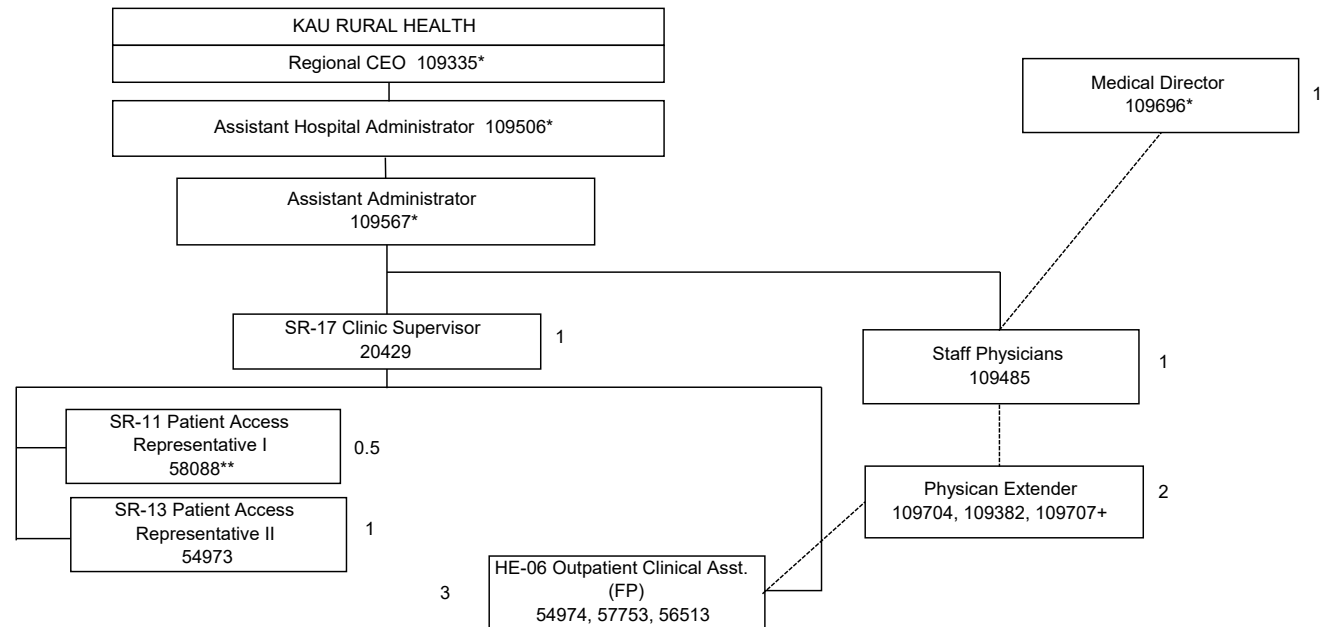
7/18; 1/19, 7/19

+Temp position; not included in Count

*Not included in Position Count on this chart

**50%

Total FTE on this Chart: 7.5



Update 12-22-09, 5-20-11, 4/12, 8/12; 1/13; 8/13,
1/14, 9/14, 6/15, 11/15, 4/16, 7/16, 1/17, 7/17, 1/18,
7/18; 1/19, 7/19

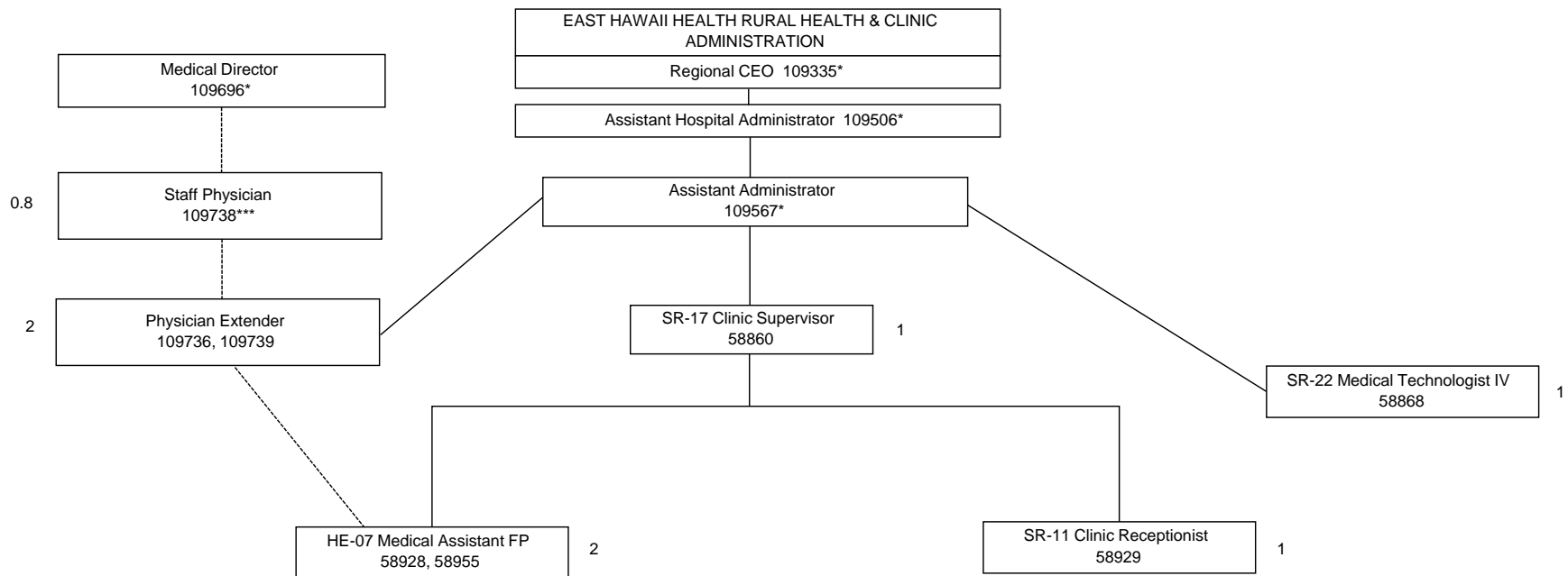
+Temp position; not included in Count

*Not included in Position Count on this chart

***80% **50%

++90%

Total FTE on this Chart: 9.5



7/19

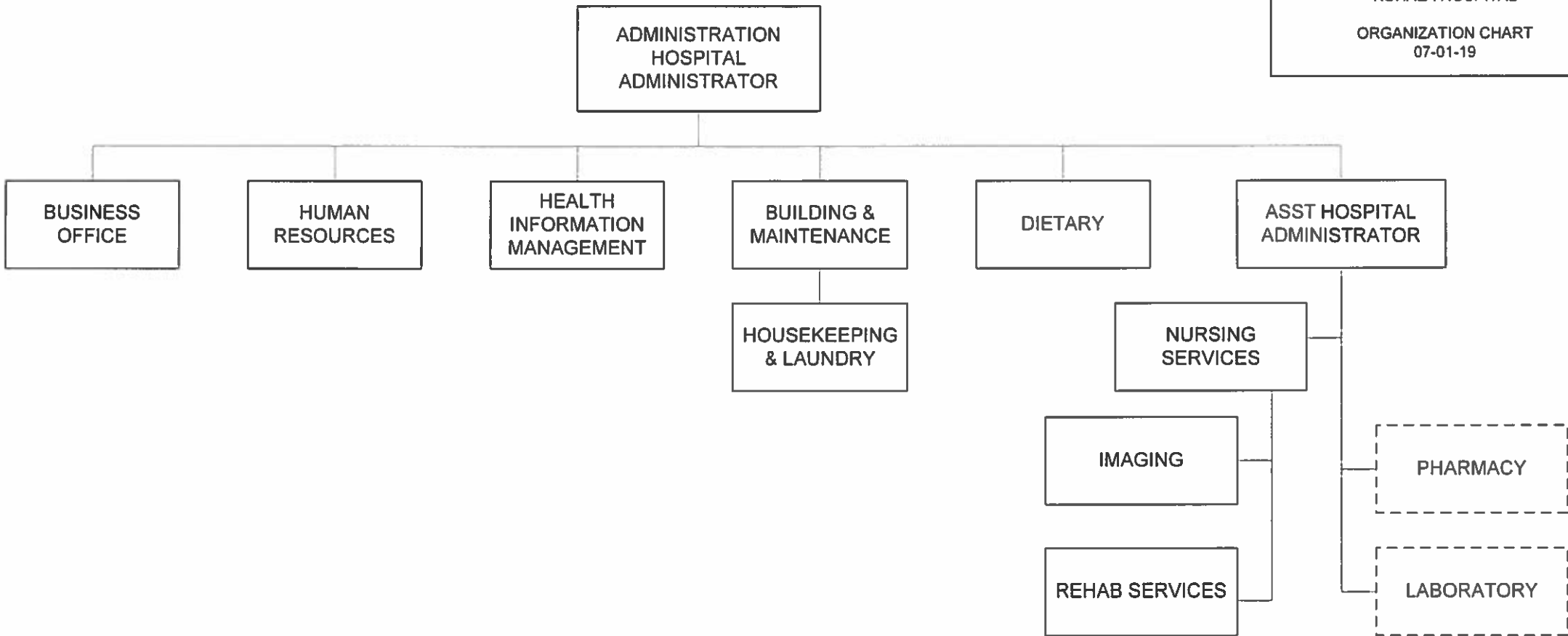
+Temp position; not included in Count

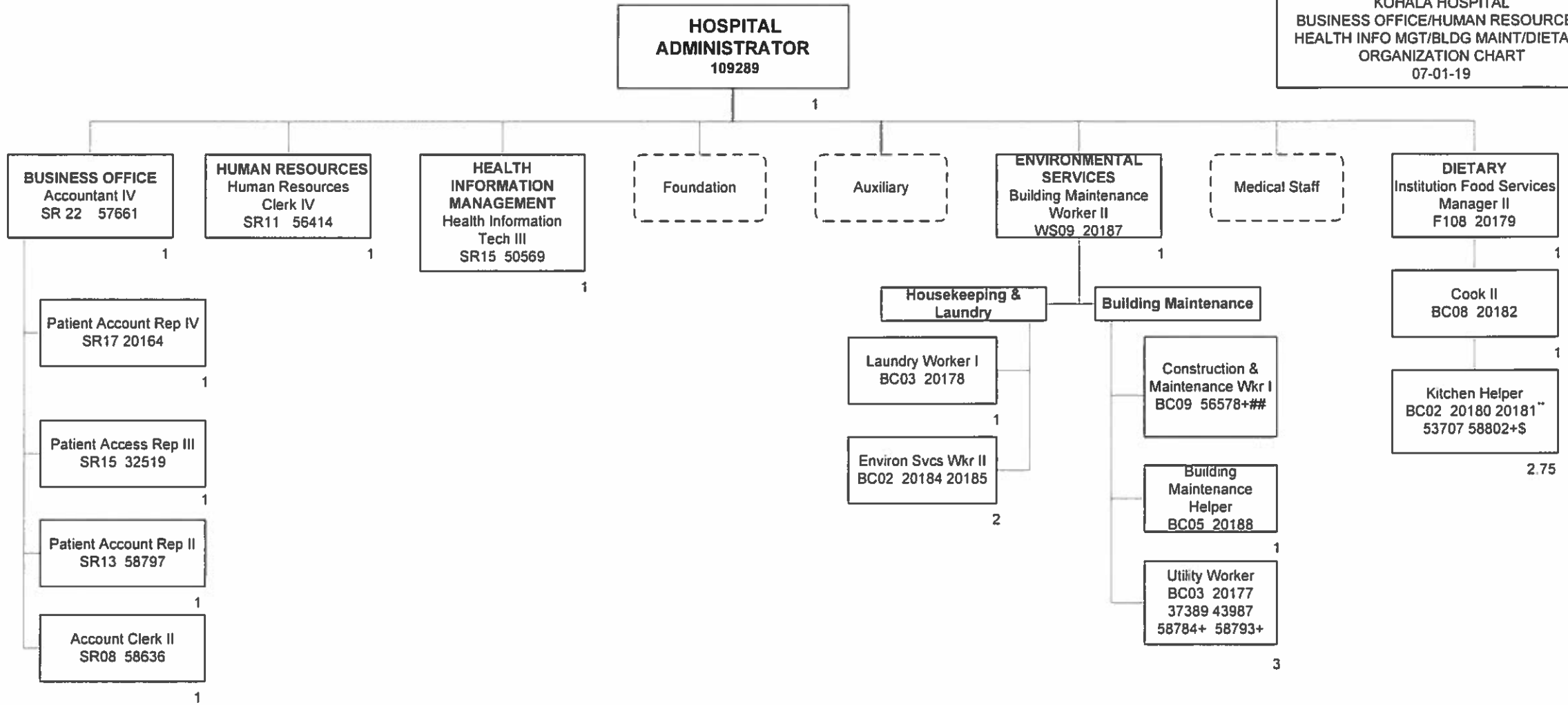
*Not included in Position Count on this chart

**50%

***80%

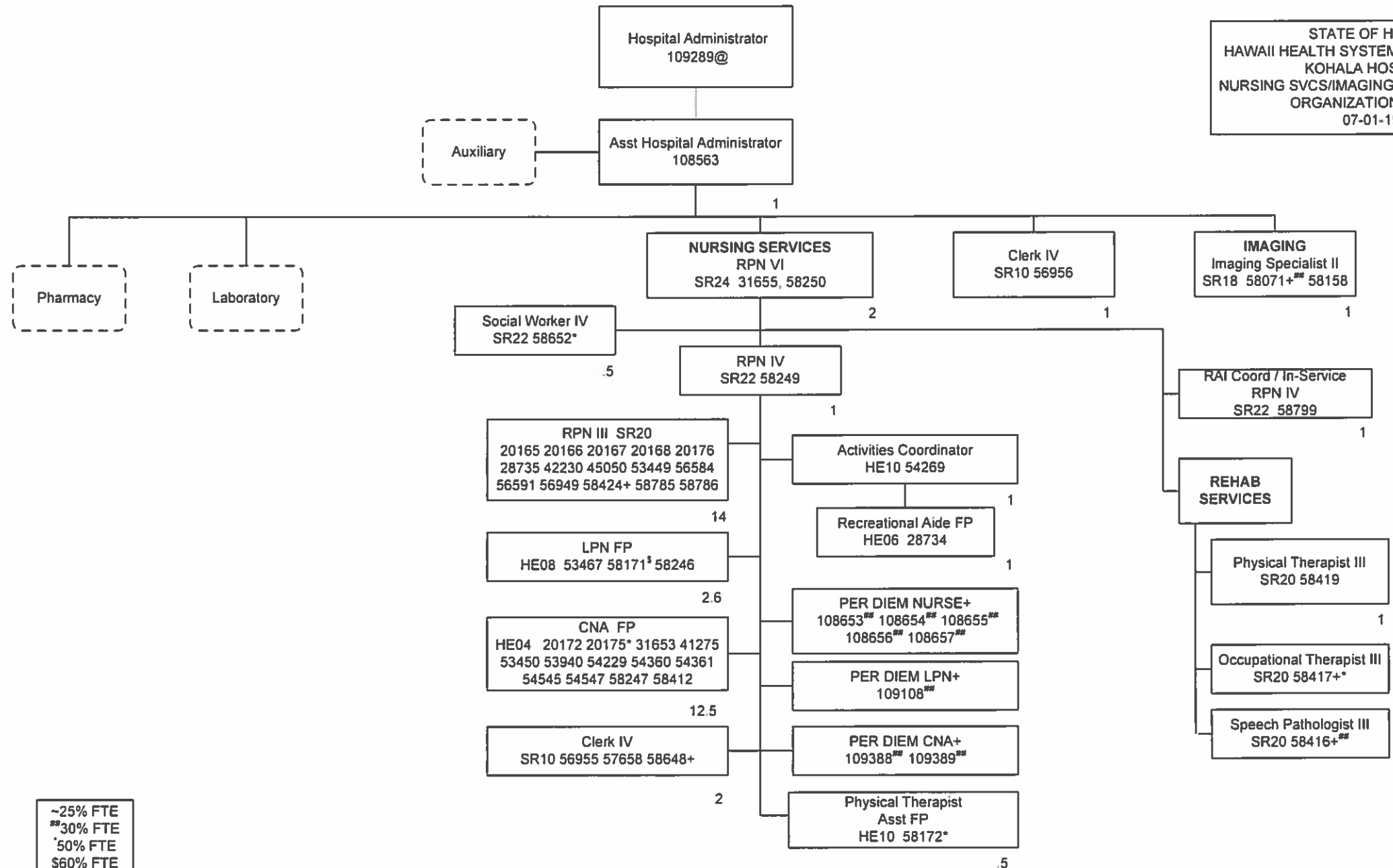
Total FTE on this Chart: 7.8





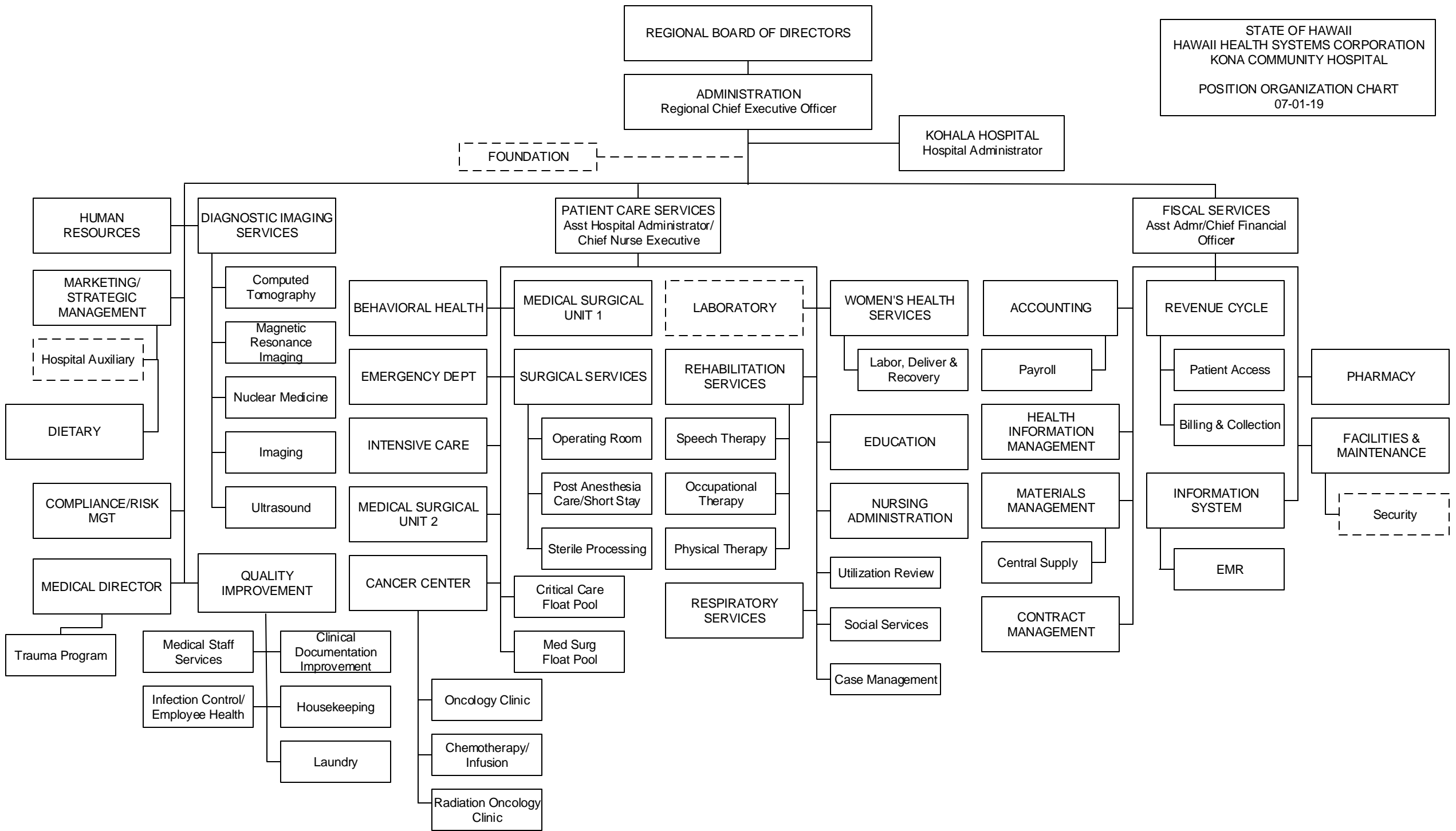
~25% FTE
##30% FTE
50% FTE
\$60% FTE
70% FTE
**75% FTE
*80% FTE
^^85% FTE
**90% FTE

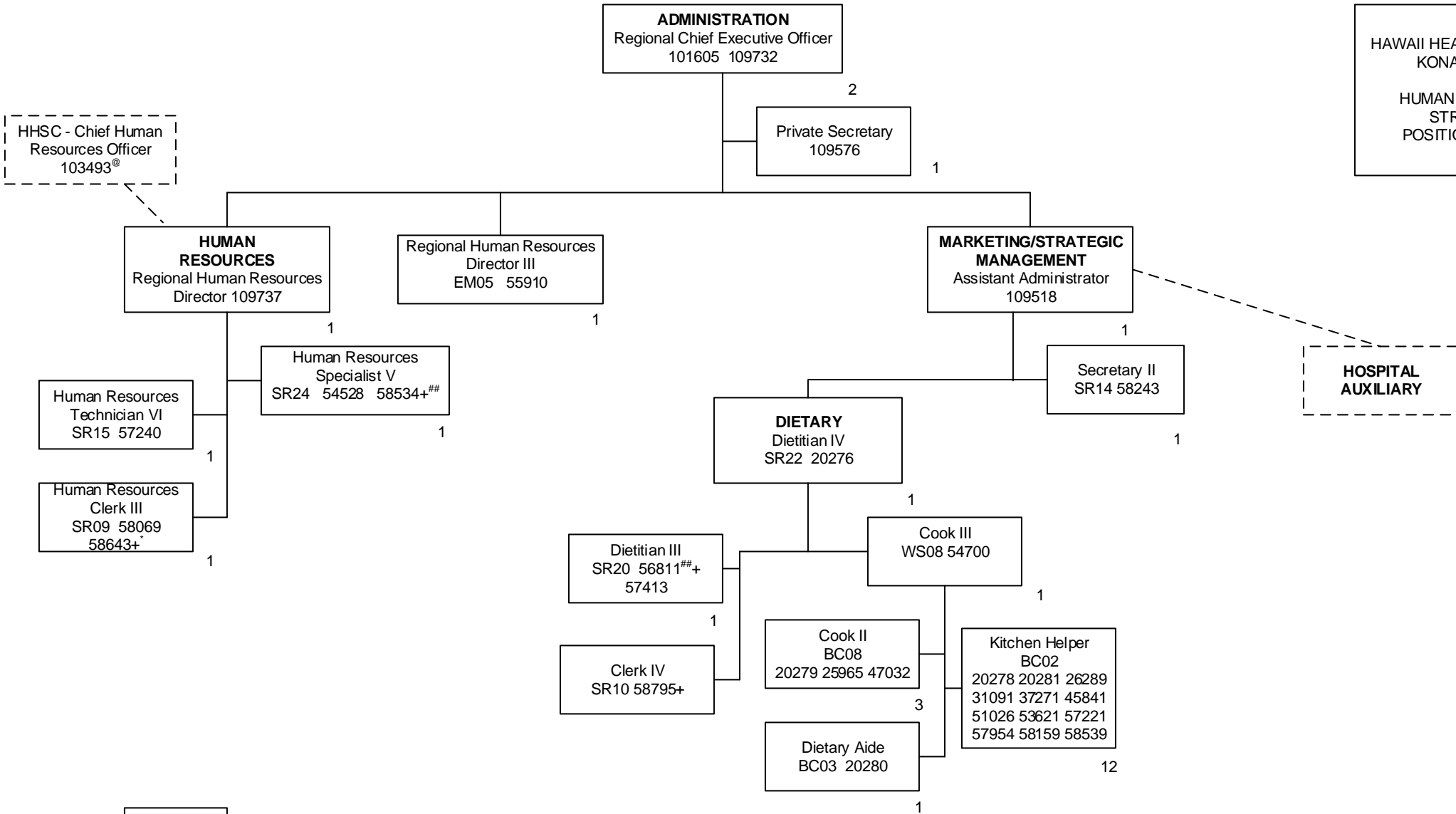
TOTAL POSITIONS ON THIS CHART: 20.75
@ Not included in position count.
Per Diem position not included in position count.
+ Temporary Position not included in position count.



~25% FTE
##30% FTE
^50% FTE
\$60% FTE
*70% FTE
~75% FTE
*80% FTE
^^85% FTE
**90% FTE

TOTAL POSITIONS ON THIS CHART: 42 10
@ Not included in position count.
Per Diem position not included in position count.
+ Temporary Position not included in position count.

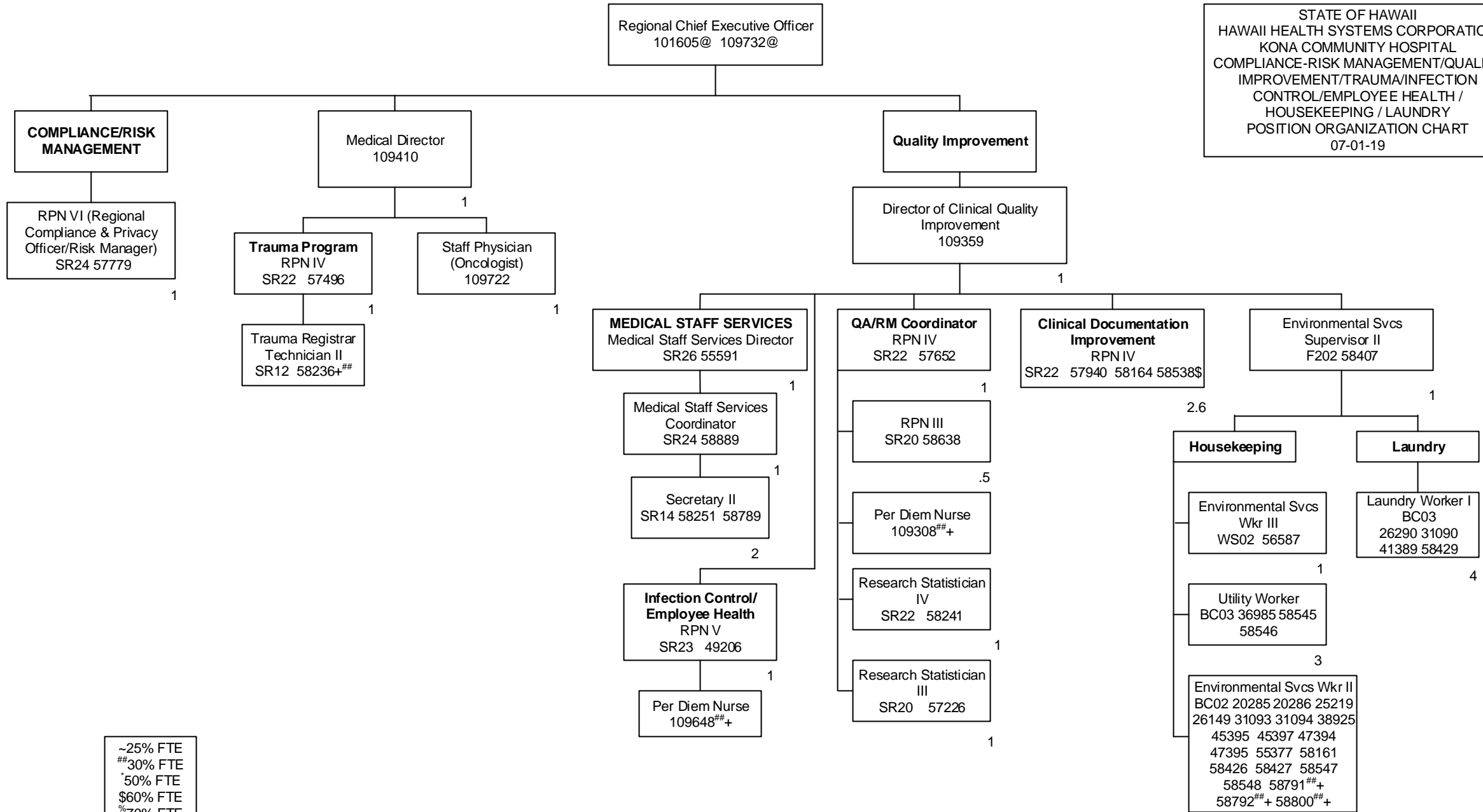




HOSPITAL
AUXILIARY

~25% FTE
##30% FTE
*50% FTE
\$60% FTE
%70% FTE
**75% FTE
#80% FTE
^85% FTE
**90% FTE

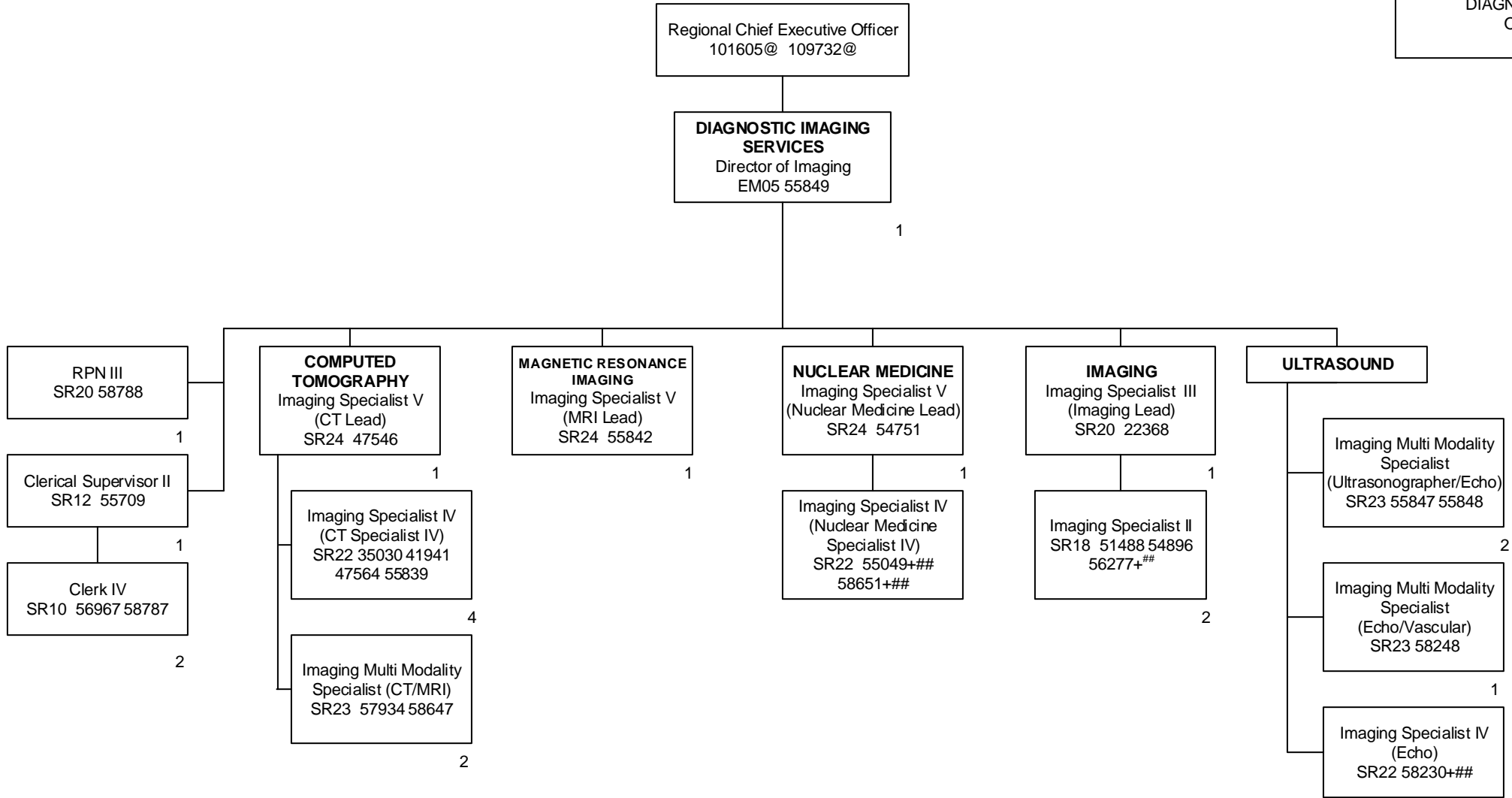
TOTAL FTE POSITIONS ON THIS CHART: 29
@ Not included in position count on this chart.
+Temporary Position not included in position count.



~25% FTE
##30% FTE
^50% FTE
\$60% FTE
%70% FTE
**75% FTE
#80% FTE
^85% FTE
++90% FTE

TOTAL FTE POSITIONS ON THIS CHART: 42.10
@ Not included in position count on this chart.
+Temporary Position not included in position count.

17



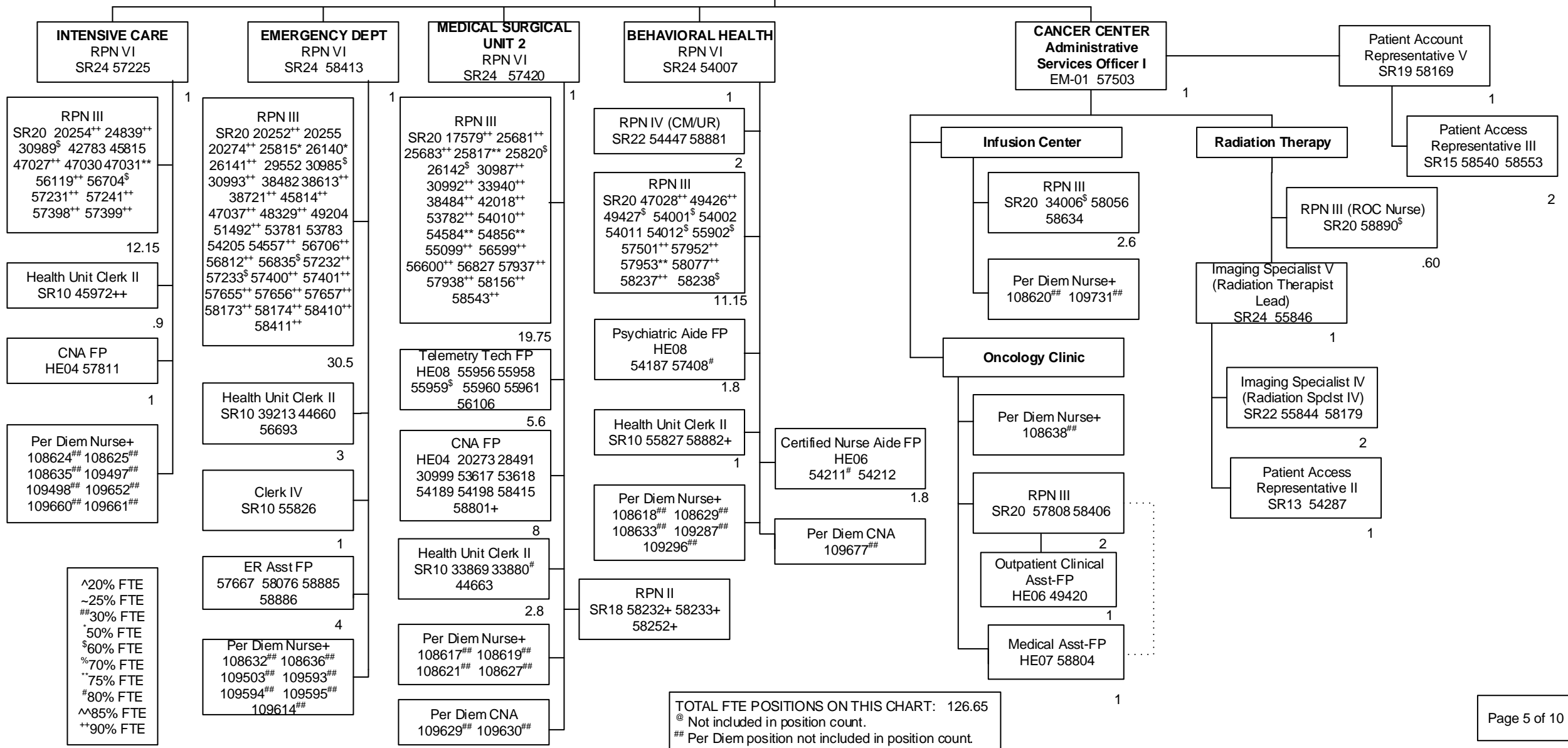
~25% FTE
##30% FTE
*50% FTE
\$60% FTE
%70% FTE
**75% FTE
#80% FTE
^85% FTE
**90% FTE

TOTAL FTE POSITIONS ON THIS CHART: 20
@ Not included in position count on this chart.
+ Temporary Position not included in position count.

Regional Chief Executive Officer
101605@ 109732@

STATE OF HAWAII
HAWAII HEALTH SYSTEMS CORPORATION
KONA COMMUNITY HOSPITAL
PATIENT CARE SERVICES
BEHAVIORAL HEALTH/EMERGENCY DEPT/
INTENSIVE CARE/MEDICAL SURGICAL UNIT 2/
ONCOLOGY CLINIC-INFUSION CTR-RADIATION
POSITION ORGANIZATION
07-01-19

PATIENT CARE SERVICES
Assistant Hospital Administrator/
Chief Nurse Executive
108591

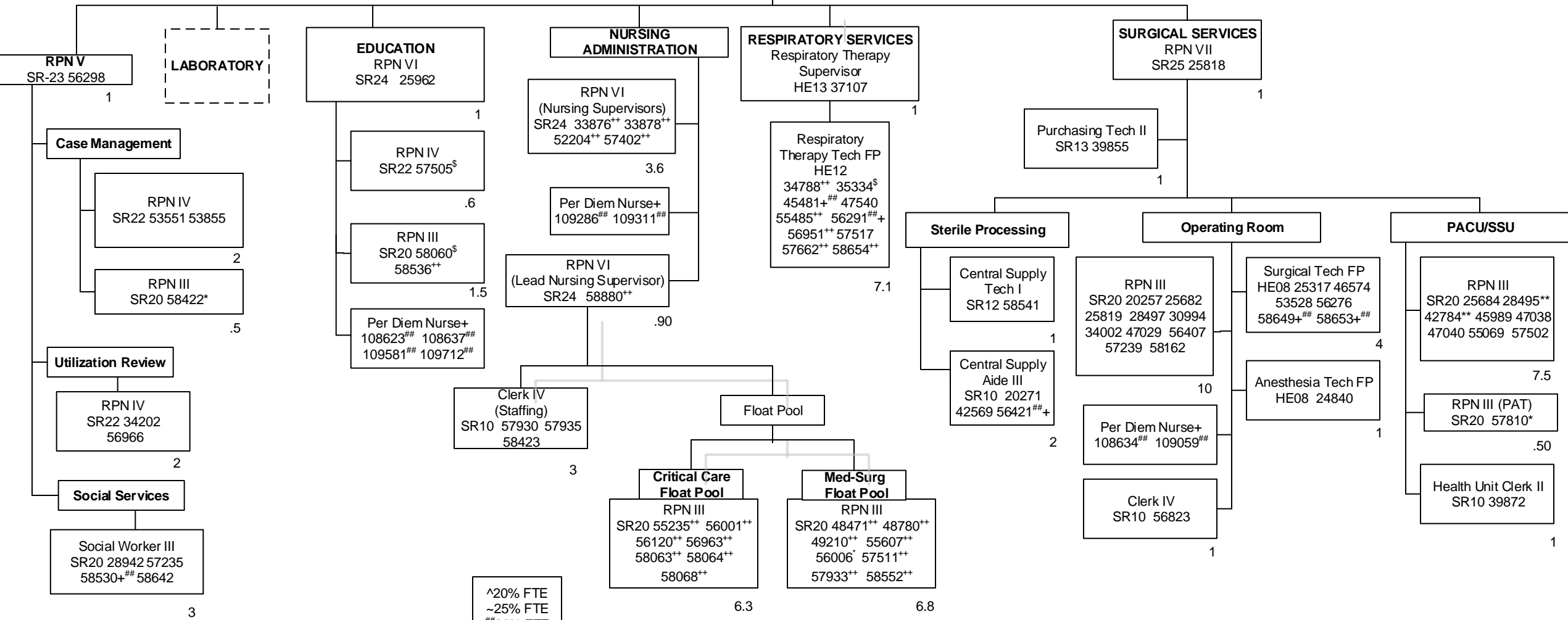


TOTAL FTE POSITIONS ON THIS CHART: 126.65
@ Not included in position count.
Per Diem position not included in position count.
+ Temporary Position not included in position count.

^20% FTE
~25% FTE
##30% FTE
*50% FTE
\$60% FTE
%70% FTE
**75% FTE
#80% FTE
^85% FTE
**90% FTE

Regional Chief Executive Officer
101605@ 109732@

PATIENT CARE SERVICES
Assistant Hospital Administrator/
Chief Nurse Executive
108591@



^20% FTE
~25% FTE
##30% FTE
^50% FTE
\$60% FTE
%70% FTE
**75% FTE
#80% FTE
^^85% FTE
**90% FTE

TOTAL FTE POSITIONS ON THIS CHART: 70.30
@ Not included in position count.
Per Diem position not included in position count.
+ Temporary Position not included in position count.

Regional Chief Executive Officer
101605@ 109732@

PATIENT CARE SERVICES
Assistant Hospital Administrator/
Chief Nurse Executive
108591@

STATE OF HAWAII
HAWAII HEALTH SYSTEMS CORPORATION
KONA COMMUNITY HOSPITAL
PATIENT CARE SERVICES
REHABILITATION SVCS/WOMEN'S HEALTH SVCS/
MEDICAL SURGICAL UNIT 1/CRITICAL CARE FLOAT
POOL/MED-SURG FLOAT POOL
POSITION ORGANIZATION
07-01-19

REHABILITATION SERVICES
Rehab Services Manager
SR26 55257

WOMEN'S HEALTH SERVICES
(Labor Delivery & Recovery)
RPN VI
SR24 58637

RPN VII
SR25 28498

Speech Therapy

Occupational Therapy

Physical Therapy

Speech Pathologist III
SR20 57660^{##+}

Occupational Therapist III
SR20 54009 56030^{##+} +
58072^{##+} + 58803^{##+}

Physical Therapist III
SR20 39189 54965
57653^{##+} + 58532[§]

Physical Therapist ASST FP
HE10 56031^{##+} +
58409^{##+}

RPN III
SR20 21860^{**}
25685^{**} 25816^{##+}
25861^{##+} 29554^{##+}
30332^{##+} 30333^{**}
30995^{##+} 30997^{##+}
33941^{**} 34186^{##+}
38483^{##+} 44966^{##+}
45813^{*} 48427^{##+}
49205^{##+} 53550^{##+}
53893^{##+} 55234^{##+}
55725[§] 56819^{**}
57228^{##+} 57936^{##+}
57946^{##+} 57947^{##+}
58062[§] 58176^{##+}

Per Diem Nurse+
108626^{##} 108631^{##}
108648^{##} 109291^{##}
109501^{##} 109502^{##}

MEDICAL SURGICAL UNIT 1

RPN III
SR20 24837* 30991^{##+}
43021^{##+} 48508^{##+}
49428 53890^{##+}
53891^{##+} 53892^{##+}
55397^{##} 56296^{##+}
58234^{##+} 58235^{##+}
58253^{##+} 58542^{##+}
58631^{##+} 58883^{##+}
58884^{##+} 58887^{##+}
58888^{##+}

CNA FP
HE04 30336 31003
45964 49421 58537

Per Diem CNA+
109673 109674^{##}
109675^{##}

Per Diem Nurse+
108630^{##} 108646^{##}
109700^{##} 109706^{##}

Critical Care Float Pool

Med-Surg Float Pool

Per Diem Nurse+
108622^{##} 108628^{##}
108649^{##} 109499^{##}
109500^{##}

CNA FP
HE04 54321 54532
55396 57948 58650

RPN II+
SR18 58780^{##+} 58781^{##+}
58782^{##+} 58783^{##+}

Health Unit Clerk II
SR10 27318^{##+}
56689^{##+} 58531 58549

Relief Pool

Per Diem CNA+
109042^{##} 109043^{##}
109044^{##} 109047^{##}

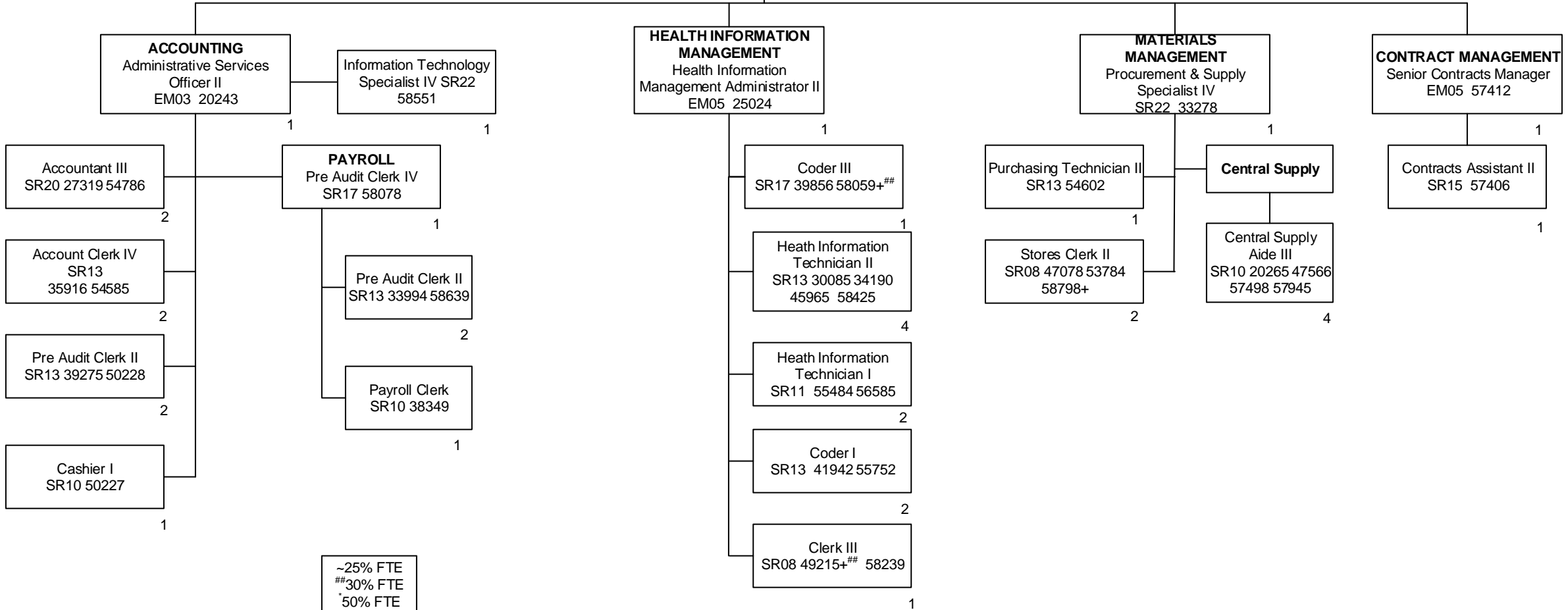
Nurse Aide Entry
HE02 56108^{##+} +
57665^{##+} + 57669^{##+} +
57941^{##+} + 57942^{##+} +
58073^{##+} + 58074^{##+} +
58075^{##+} + 58645^{##+} +
58646^{##+} +

^20% FTE
~25% FTE
##30% FTE
*50% FTE
§60% FTE
%70% FTE
**75% FTE
#80% FTE
^^85% FTE
++90% FTE

TOTAL FTE POSITIONS ON THIS CHART: 59.65
@ Not included in position count.
Per Diem position not included in position count.
+ Temporary Position not included in position count.

Regional Chief Executive Officer
101605@ 109732@

FISCAL SERVICES
Asst Admr/Chief Financial Officer
109178



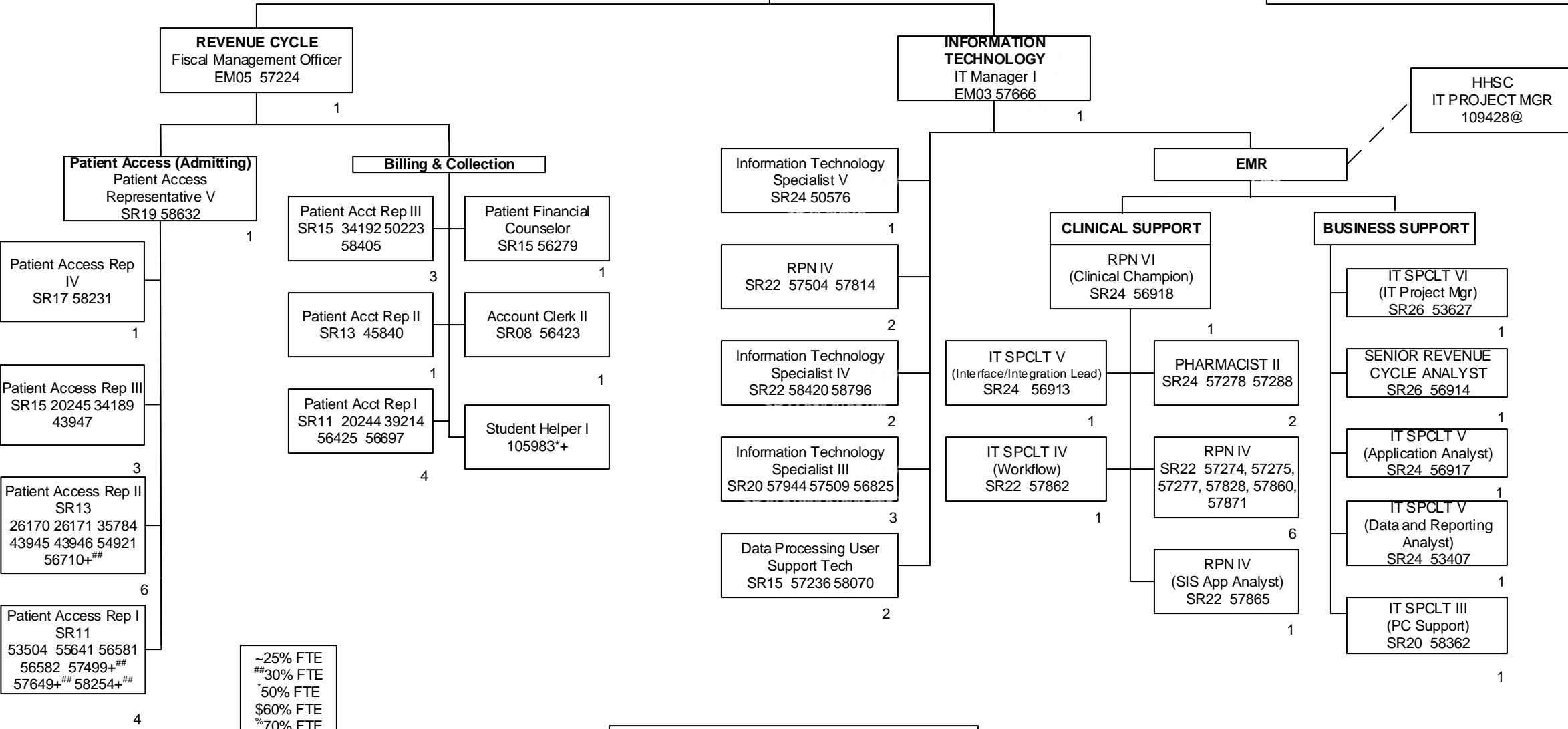
~25% FTE
##30% FTE
^50% FTE
\$60% FTE
%70% FTE
**75% FTE
#80% FTE
^85% FTE
**90% FTE

TOTAL FTE POSITIONS ON THIS CHART: 35
@ Not included in position count on this chart.
+ Temporary Position not included in position count.

Regional Chief Executive Officer
101605@ 109732 @

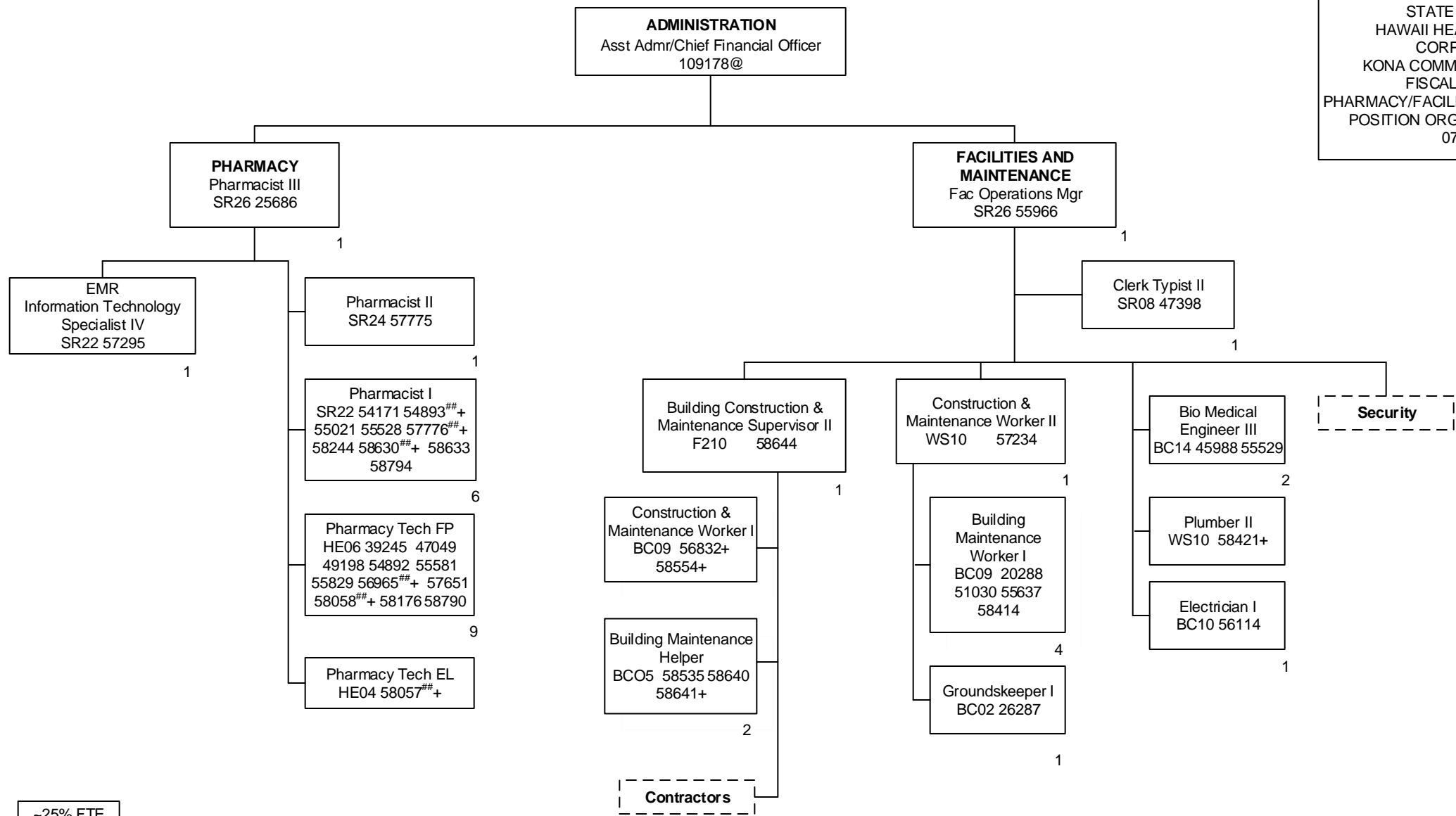
FISCAL SERVICES
Asst Admr/Chief Financial Officer
109178@

STATE OF HAWAII
HAWAII HEALTH SYSTEMS CORPORATION
KONA COMMUNITY HOSPITAL
FISCAL SERVICES-REVENUE CYCLE
ADMISSIONS/BILLING & COLLECTION/
INFORMATION TECHNOLOGY/ELECTRONIC
MEDICAL RECORDS
POSITION ORGANIZATION CHART
07-01-19



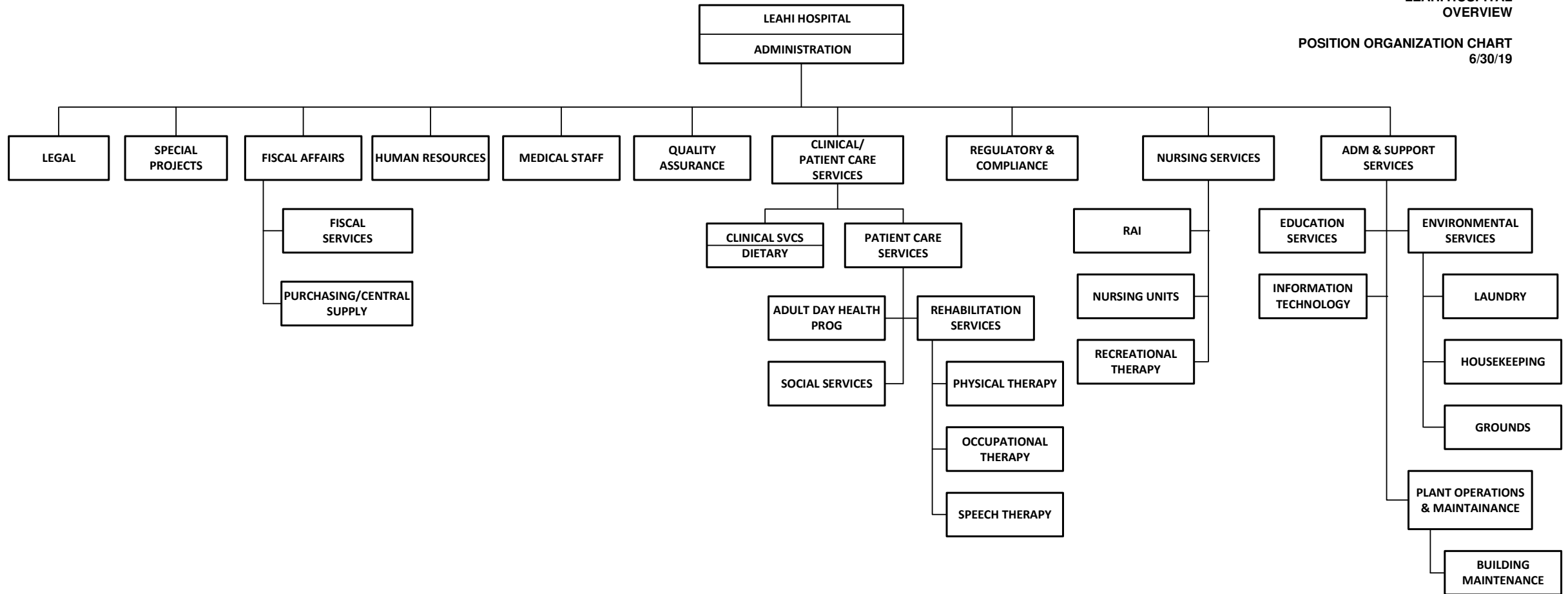
~25% FTE
##30% FTE
*50% FTE
\$60% FTE
%70% FTE
^75% FTE
#80% FTE
^85% FTE
**90% FTE

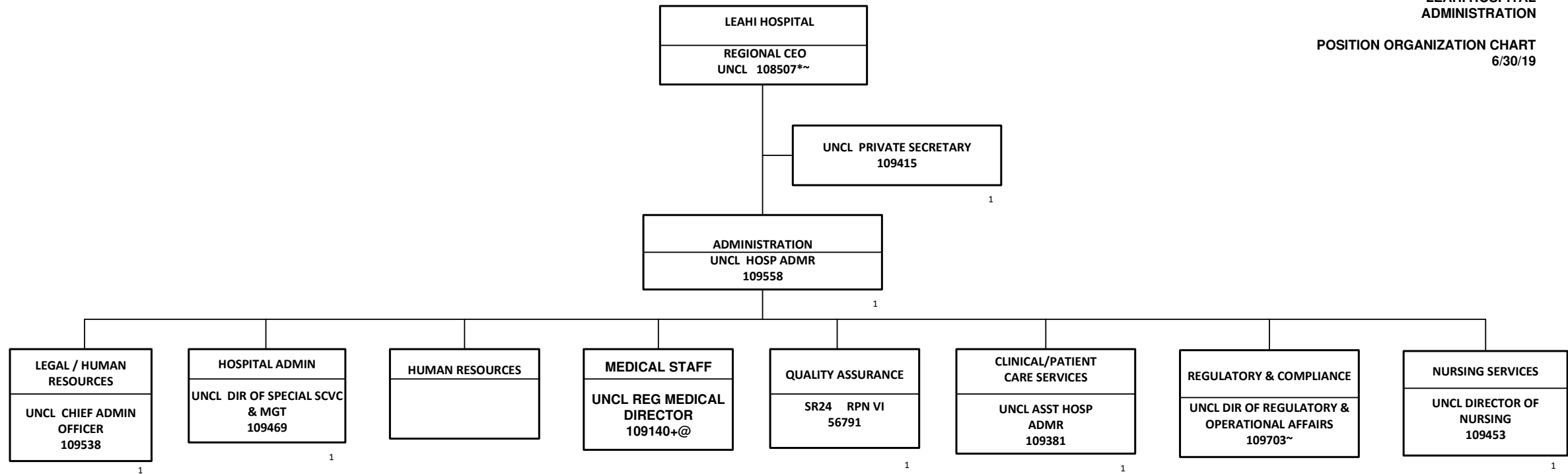
TOTAL FTE POSITIONS ON THIS CHART: 54
® Not included in position count on this chart.
+ Temporary Position not included in position count.



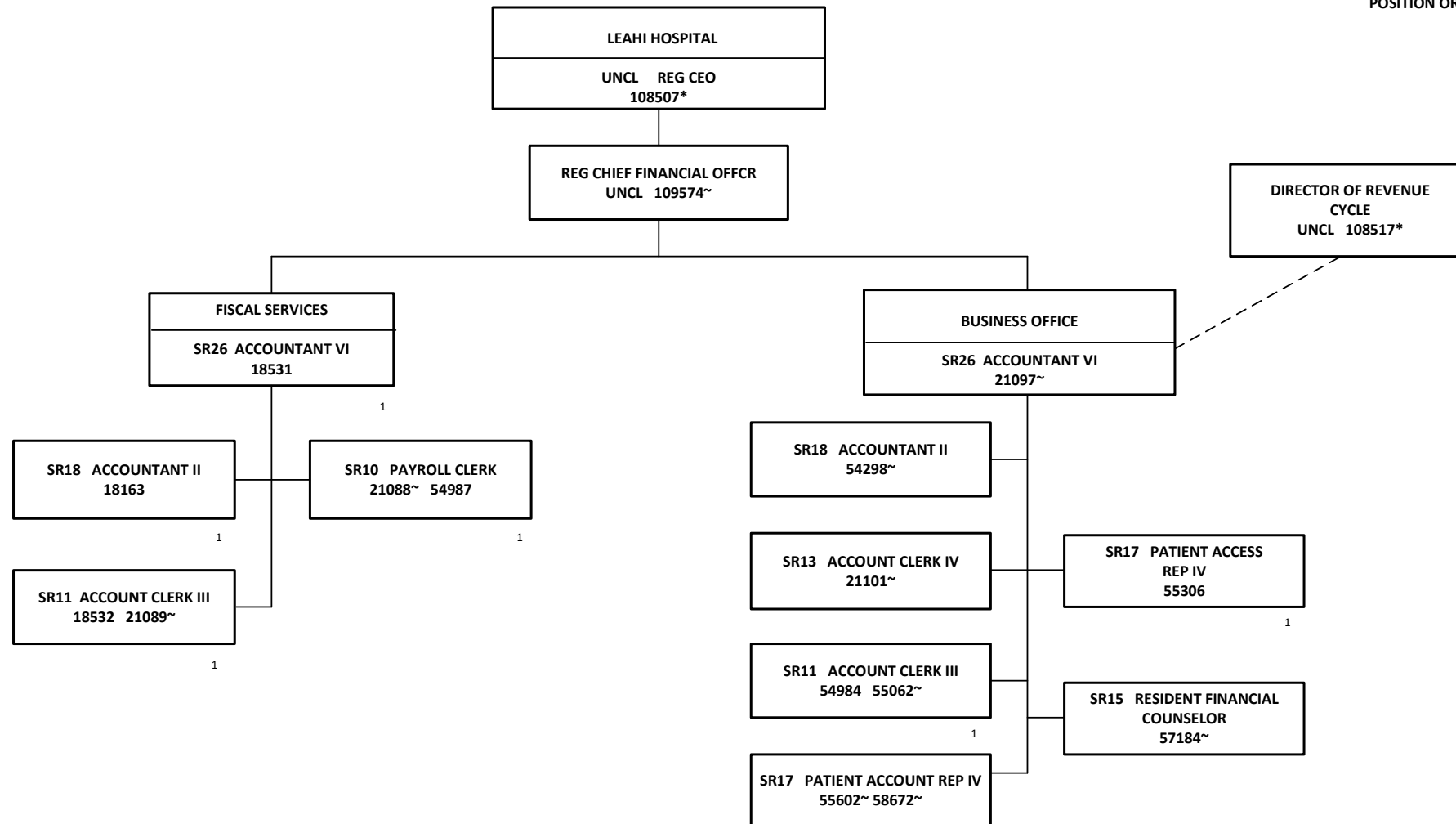
~25% FTE
##30% FTE
^50% FTE
\$60% FTE
%70% FTE
**75% FTE
#80% FTE
^85% FTE
++90% FTE

TOTAL FTE POSITIONS ON THIS CHART: 32
@ Not included in position count on this chart.
+Temporary Position not included in position count.

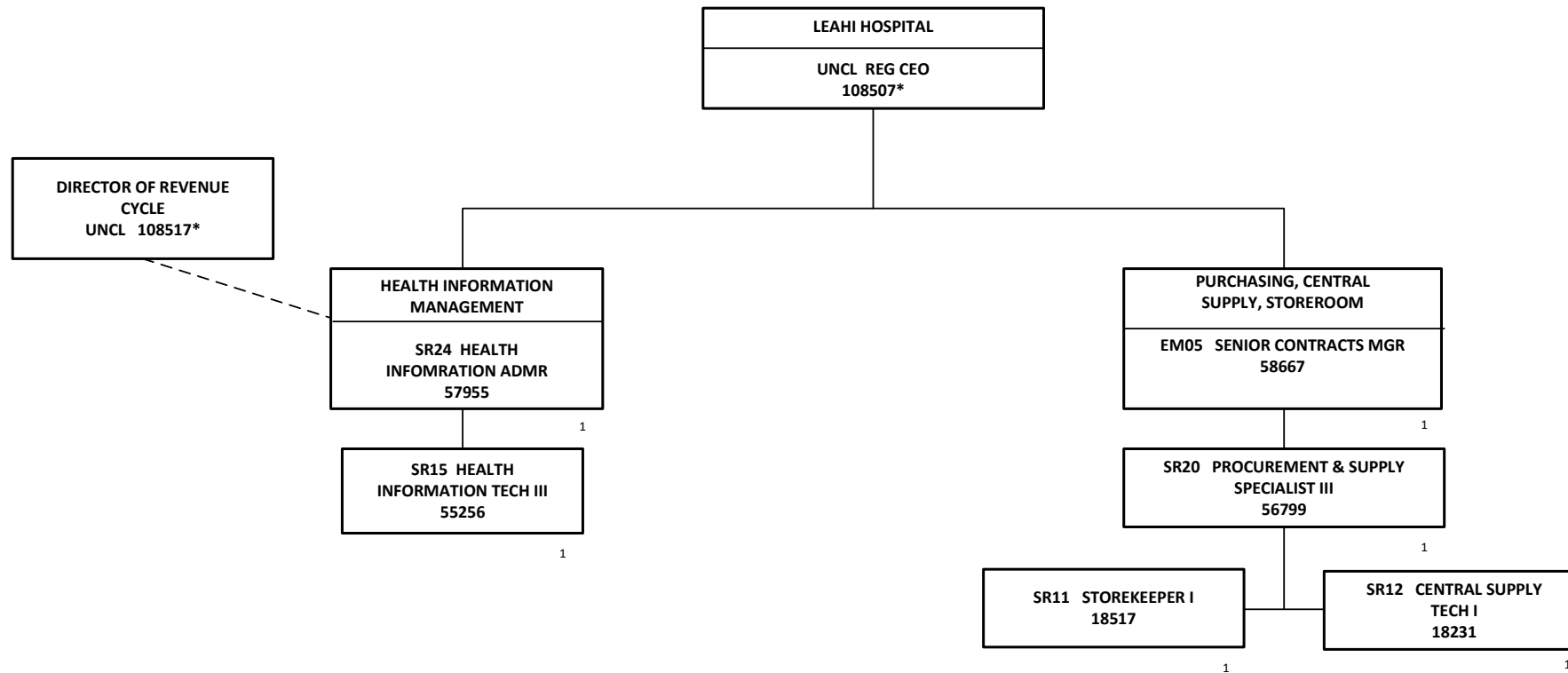




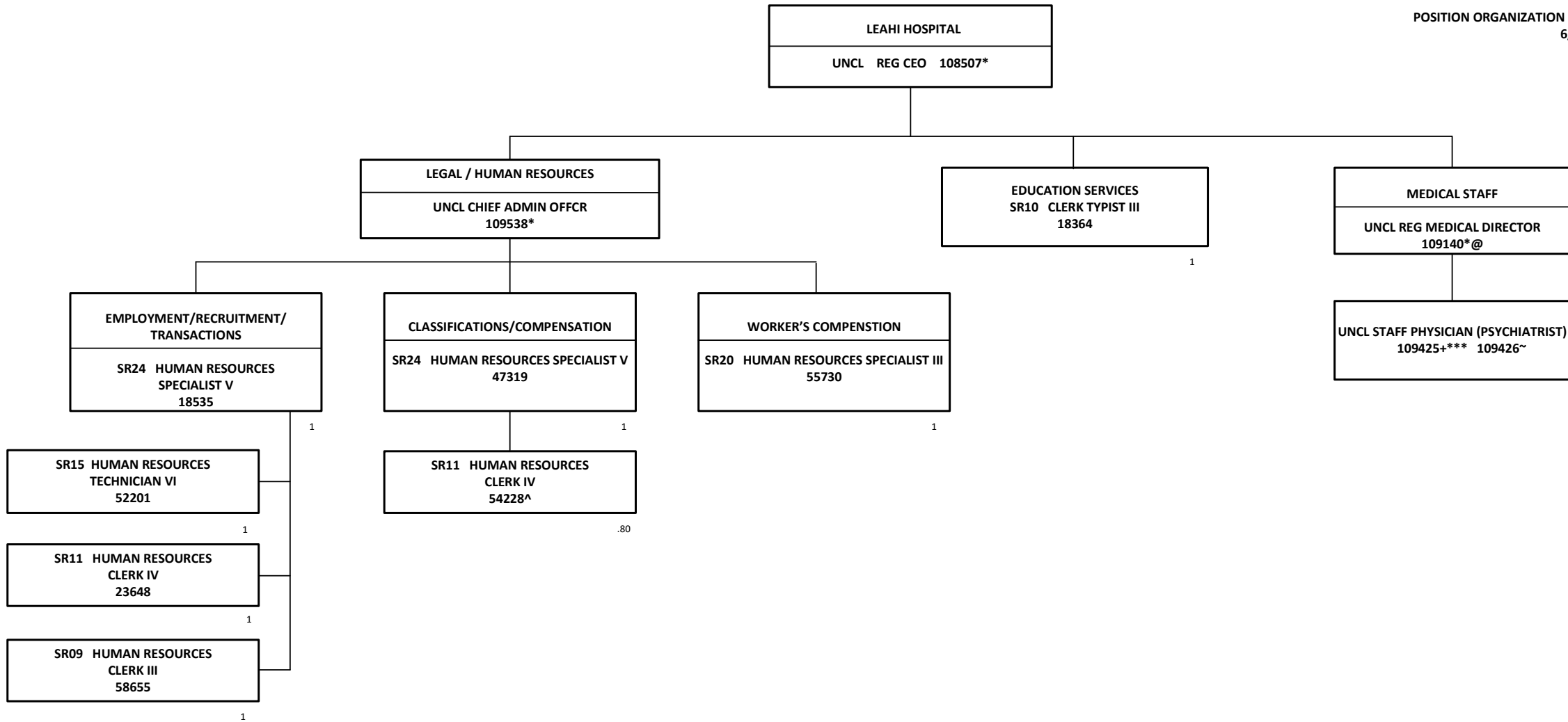
* NOT INCLUDED IN POSITION COUNT ON THIS CHART
+TEMPORARY POSITION, NOT INCLUDED IN POSITION COUNT
@38% FTE
~POSITION LOCATED AT MALUHIA



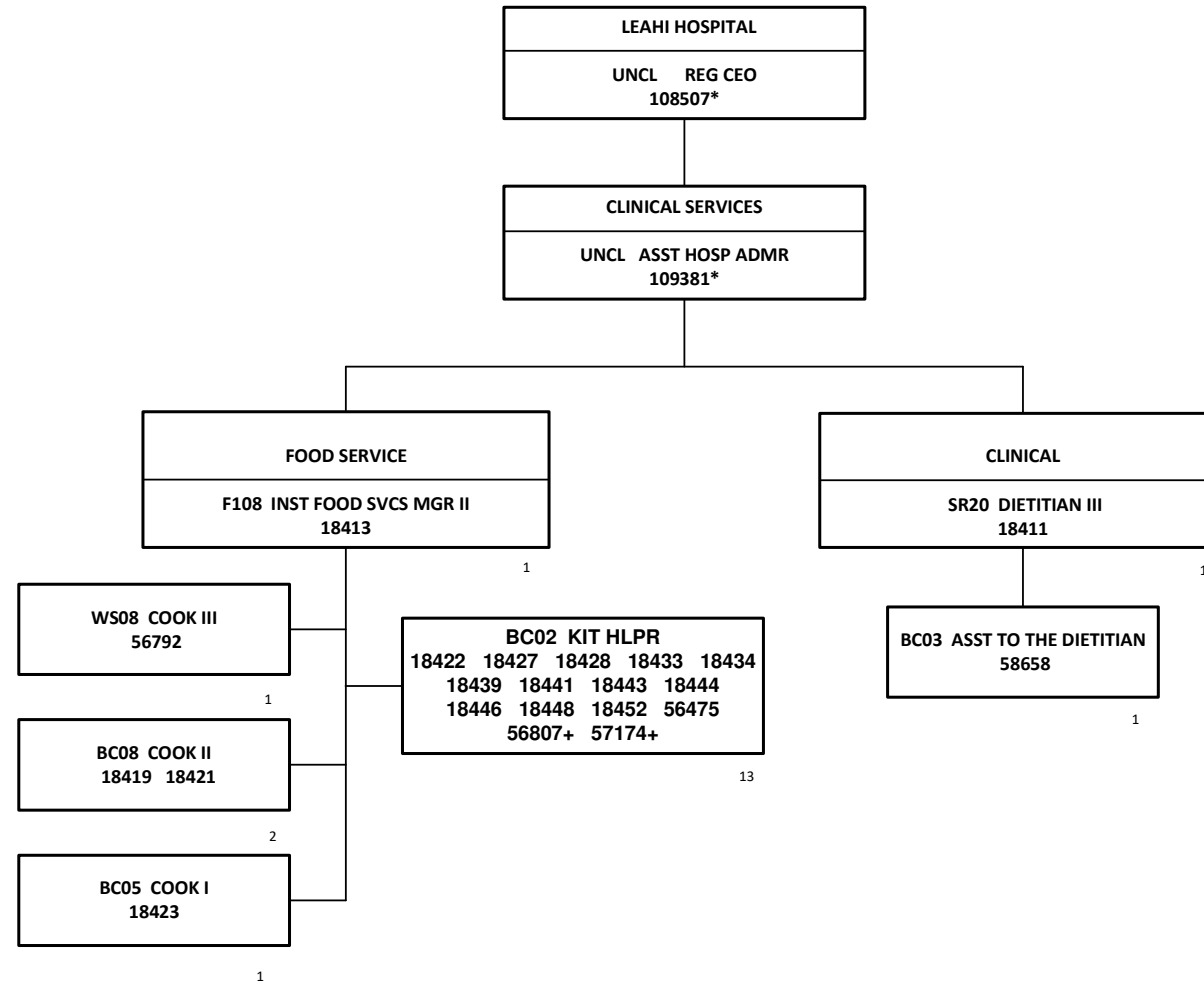
*NOT INCLUDED IN POSITION COUNT ON THIS CHART
~POSITION LOCATED AT MALUHIA



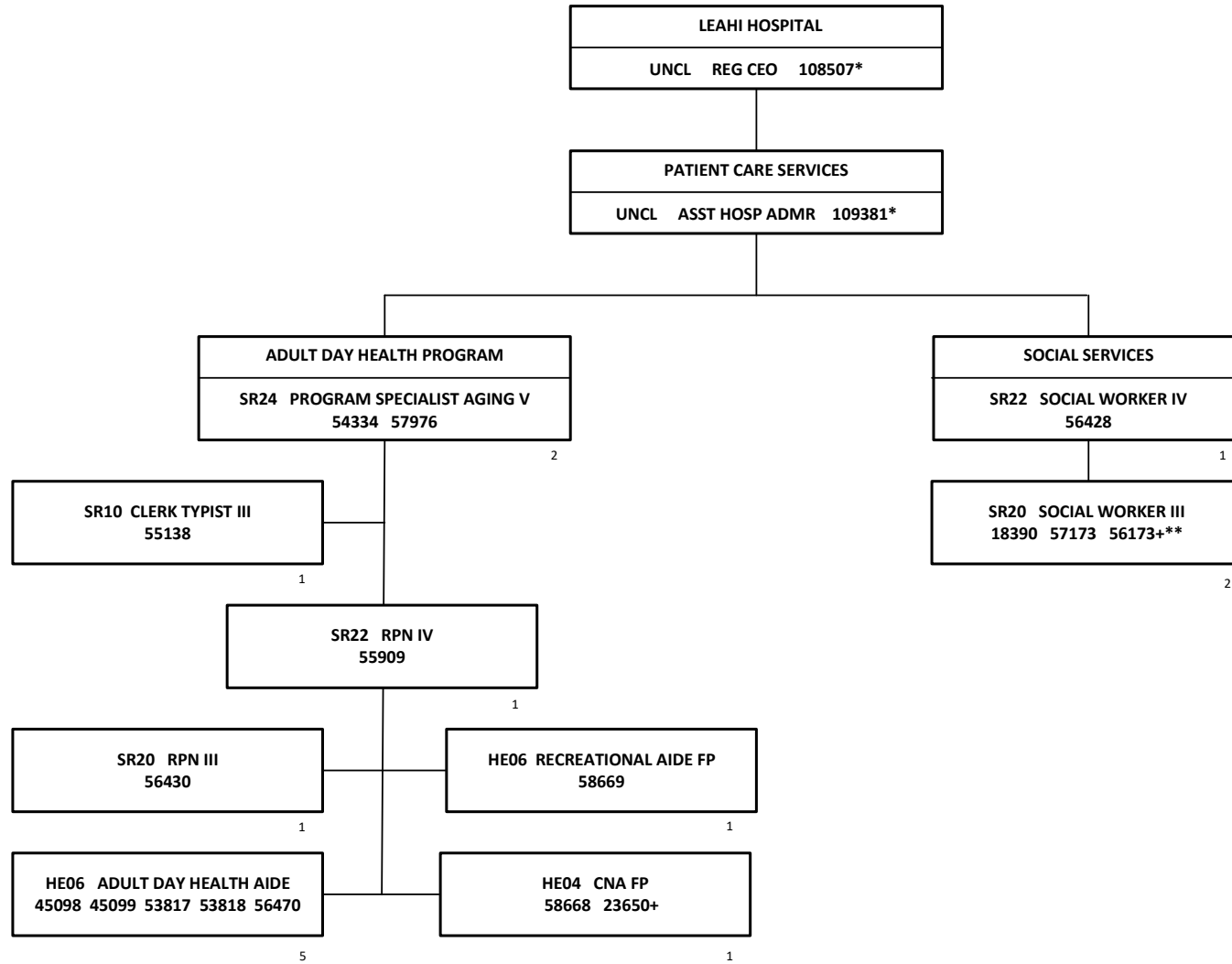
*NOT INCLUDED IN POSITION COUNT ON THIS CHART



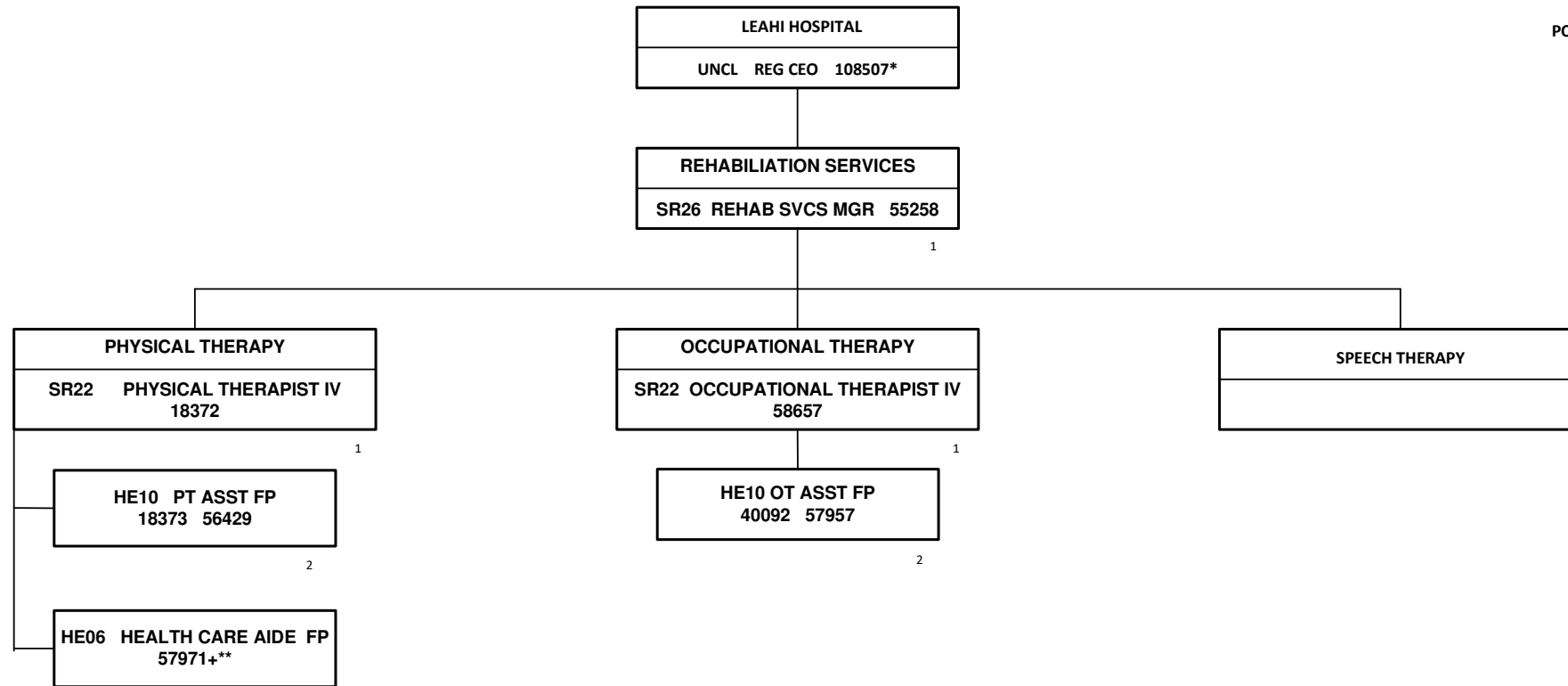
*NOT INCLUDED IN POSITION COUNT ON THIS CHART
+TEMPORARY POSITION, NOT INCLUDED IN POSITION COUNT
***48% FTE
^ 80% FTE
@ 38% FTE
~POSITION LOCATED AT MALUHIA



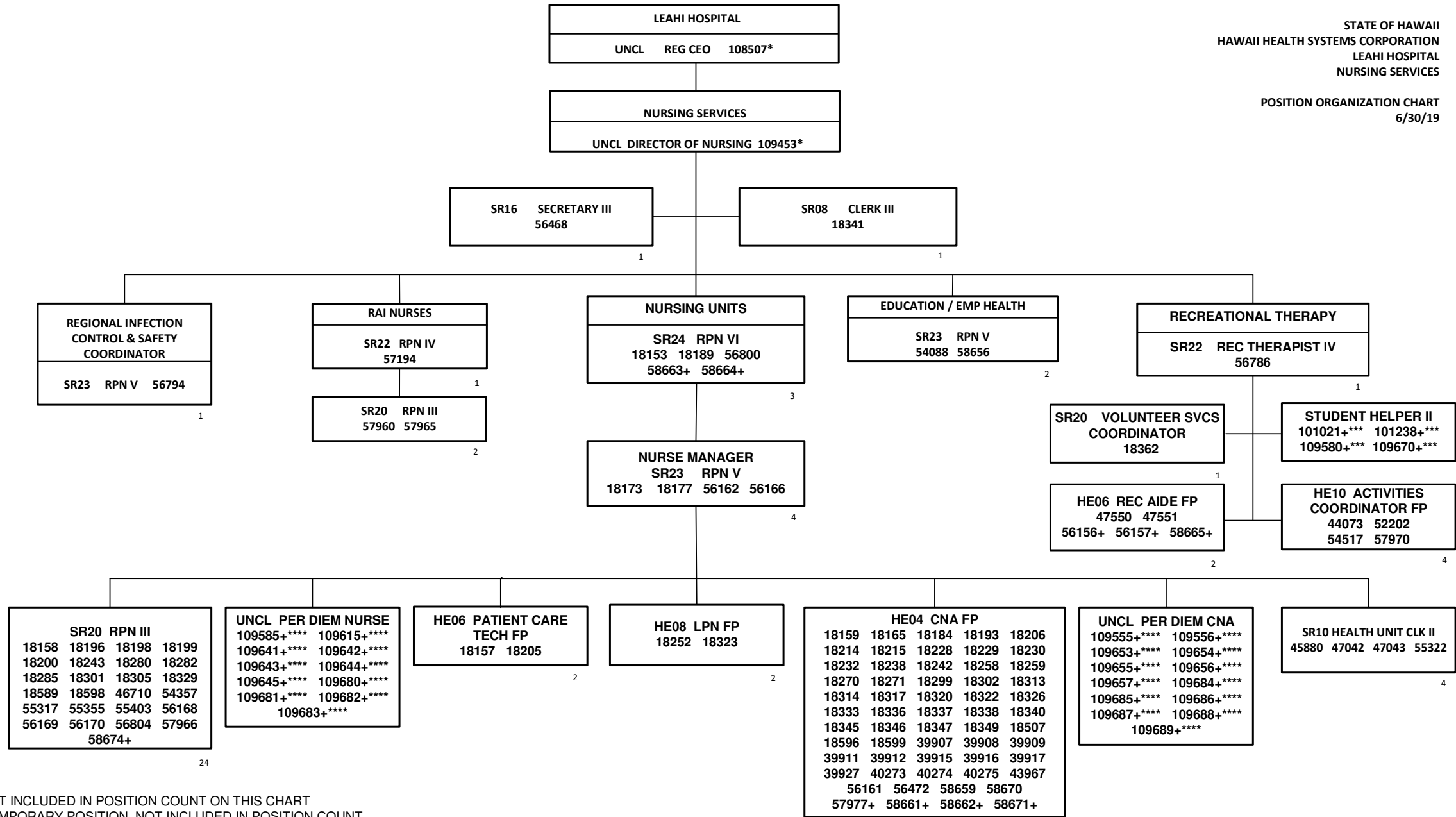
*NOT INCLUDED IN POSITION COUNT ON THIS CHART
+TEMPORARY POSITION, NOT INCLUDED ON POSITION COUNT



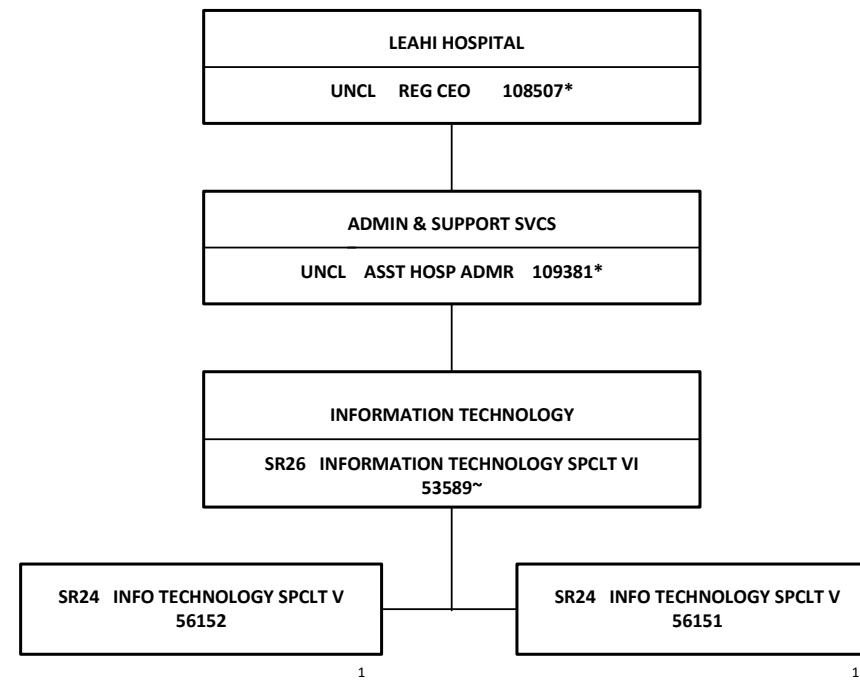
*NOT INCLUDED IN POSITION COUNT ON THIS CHART
+TEMPORARY POSITION, NOT INCLUDED ON POSITION COUNT
**50% FTE



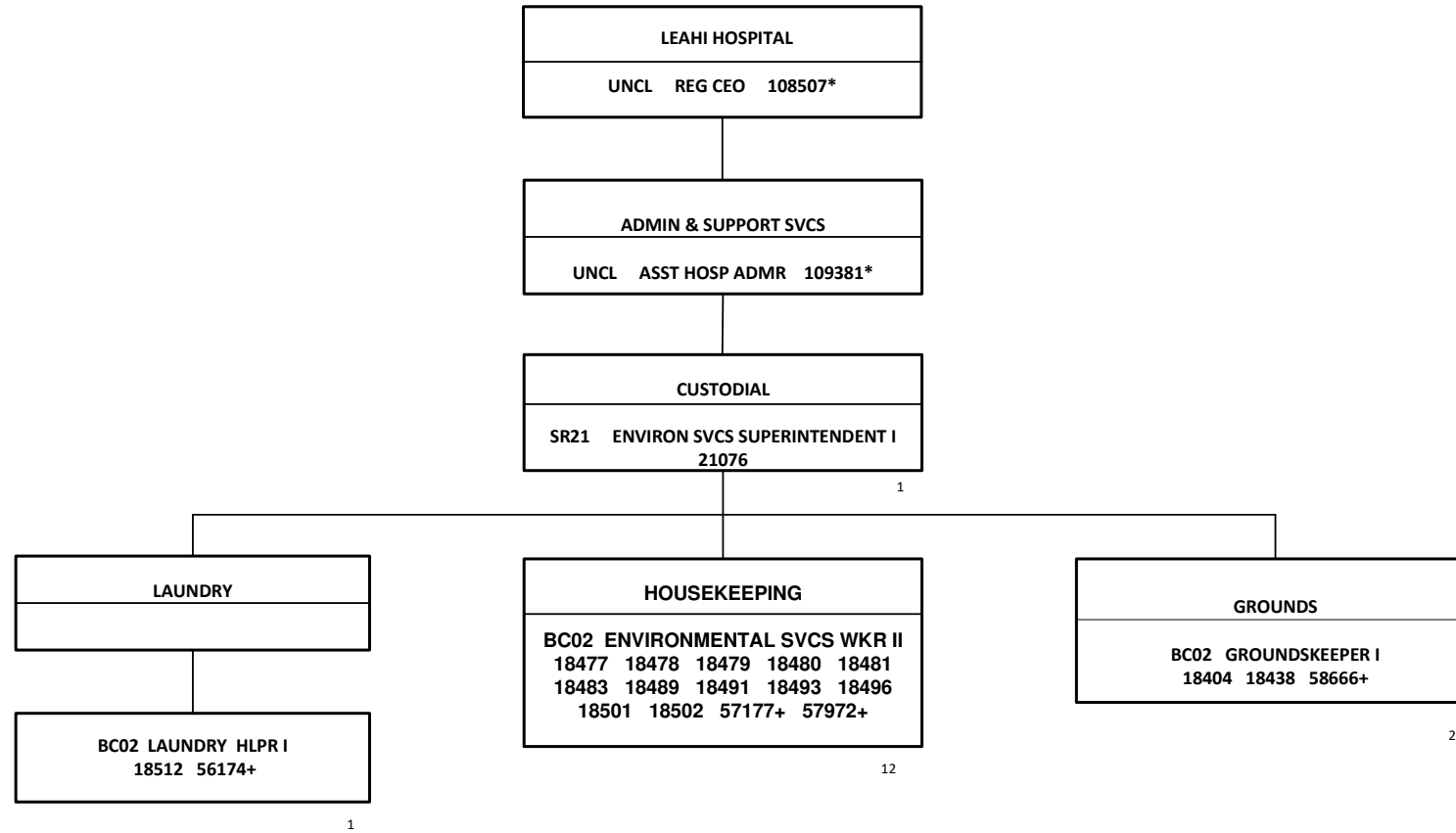
*NOT INCLUDED IN POSITION COUNT ON THIS CHART
+TEMPORARY POSITION, NOT INCLUDED IN POSITION COUNT
**50% FTE



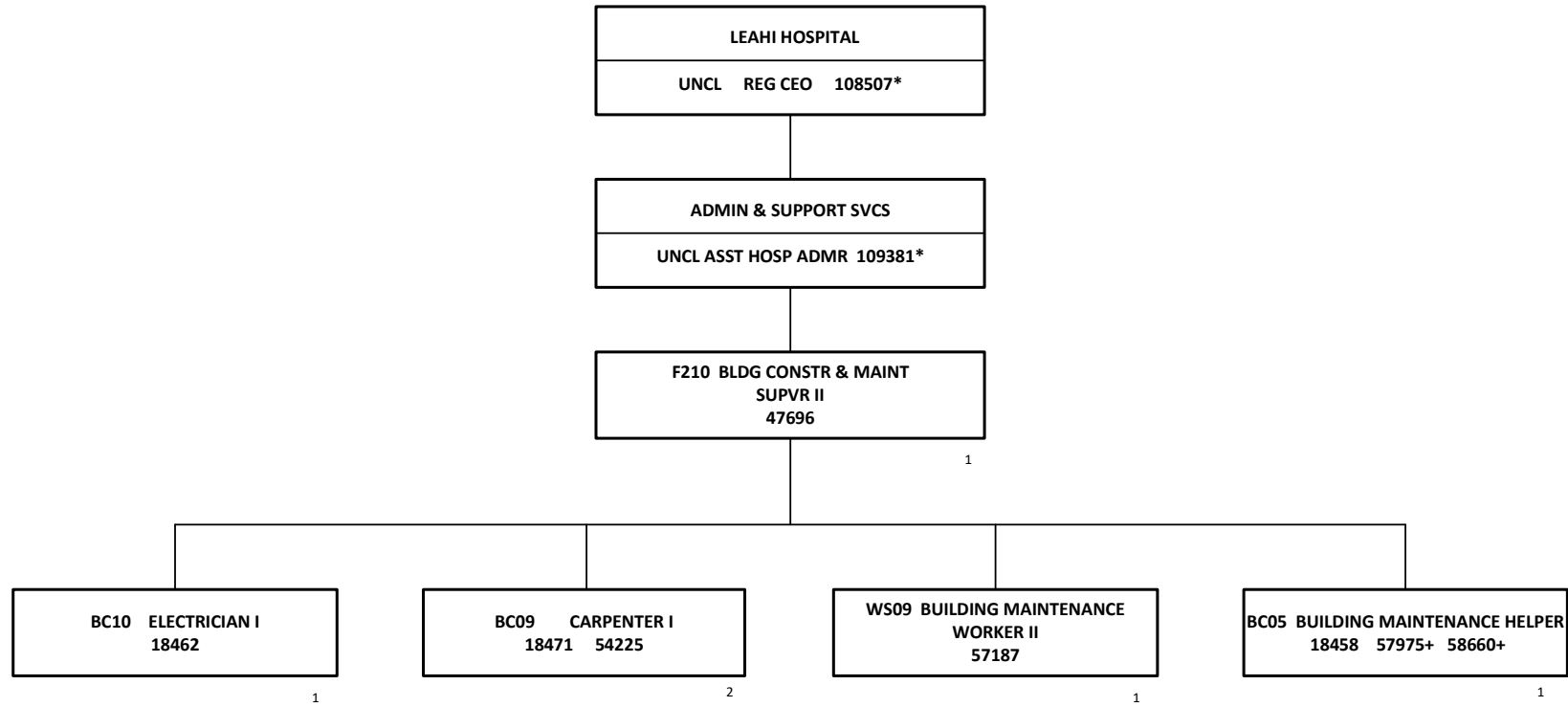
*NOT INCLUDED IN POSITION COUNT ON THIS CHART
+TEMPORARY POSITION, NOT INCLUDED IN POSITION COUNT
***48% FTE
****30% FTE



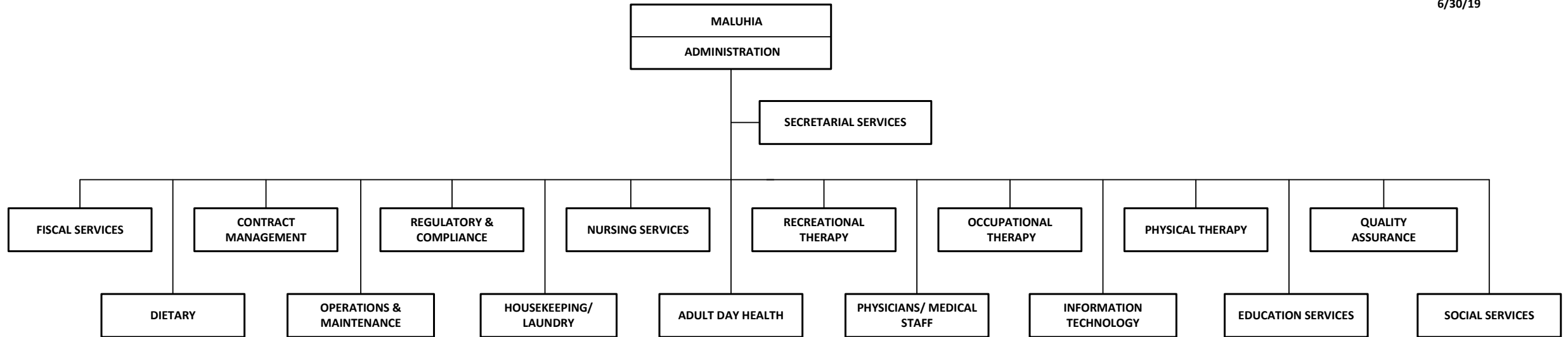
* NOT INCLUDED IN POSITION COUNT ON THIS CHART
~POSITION LOCATED AT MALUHIA

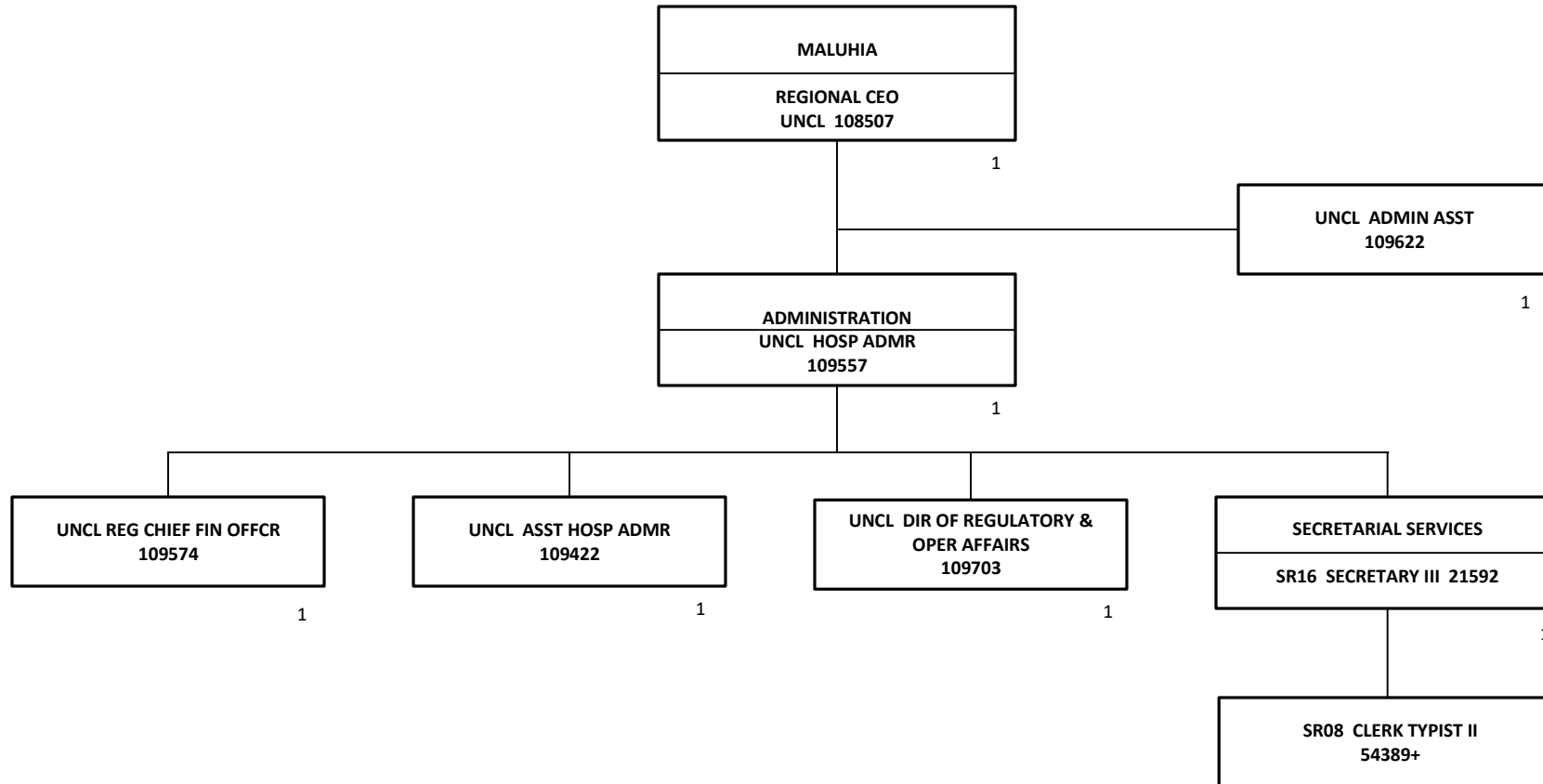


*NOT INCLUDED IN POSITION COUNT ON THIS CHART
+TEMPORARY POSITION, NOT INCLUDED IN POSITION COUNT
**50% FTE

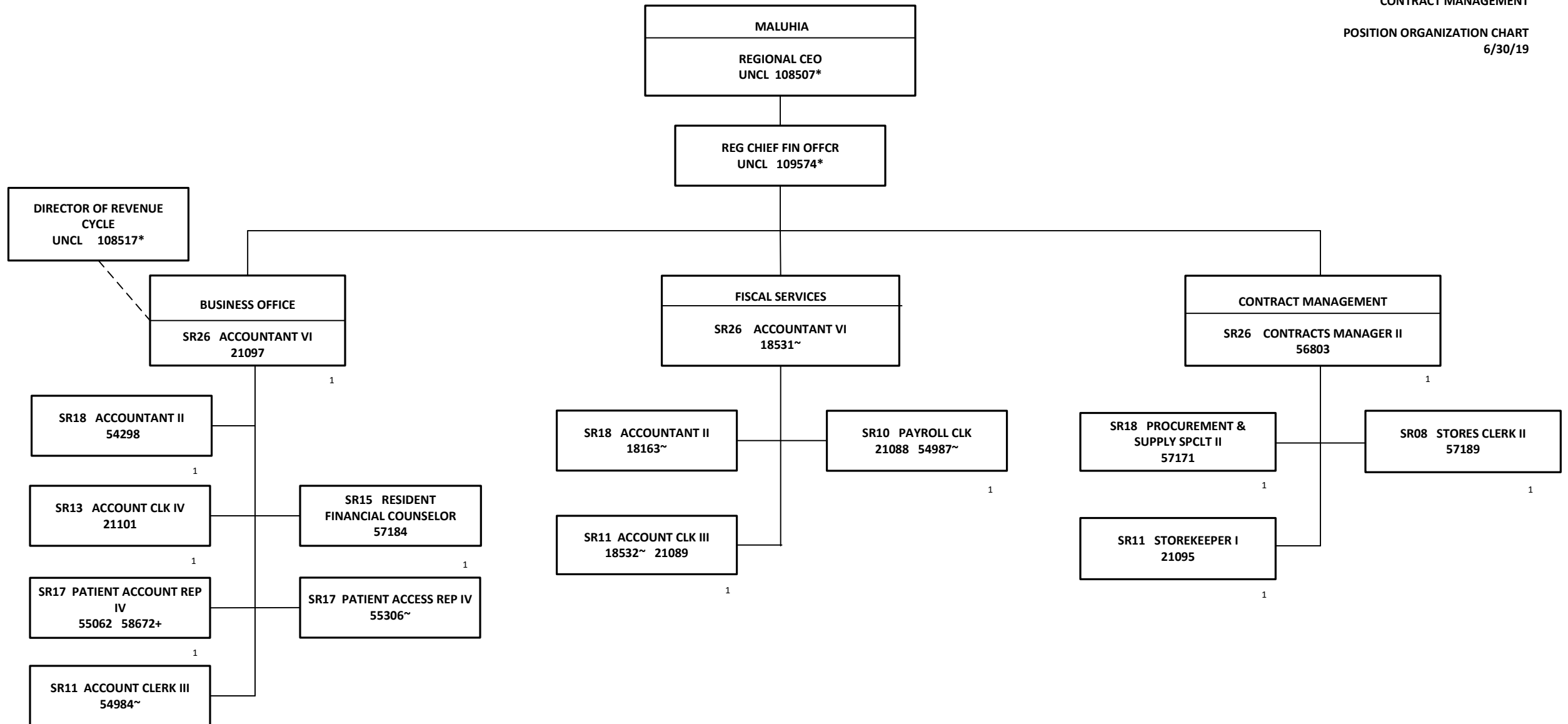


*NOT INCLUDED IN POSITION COUNT ON THIS CHART
+TEMPORARY POSITION NOT INCLUDED IN POSITION COUNT

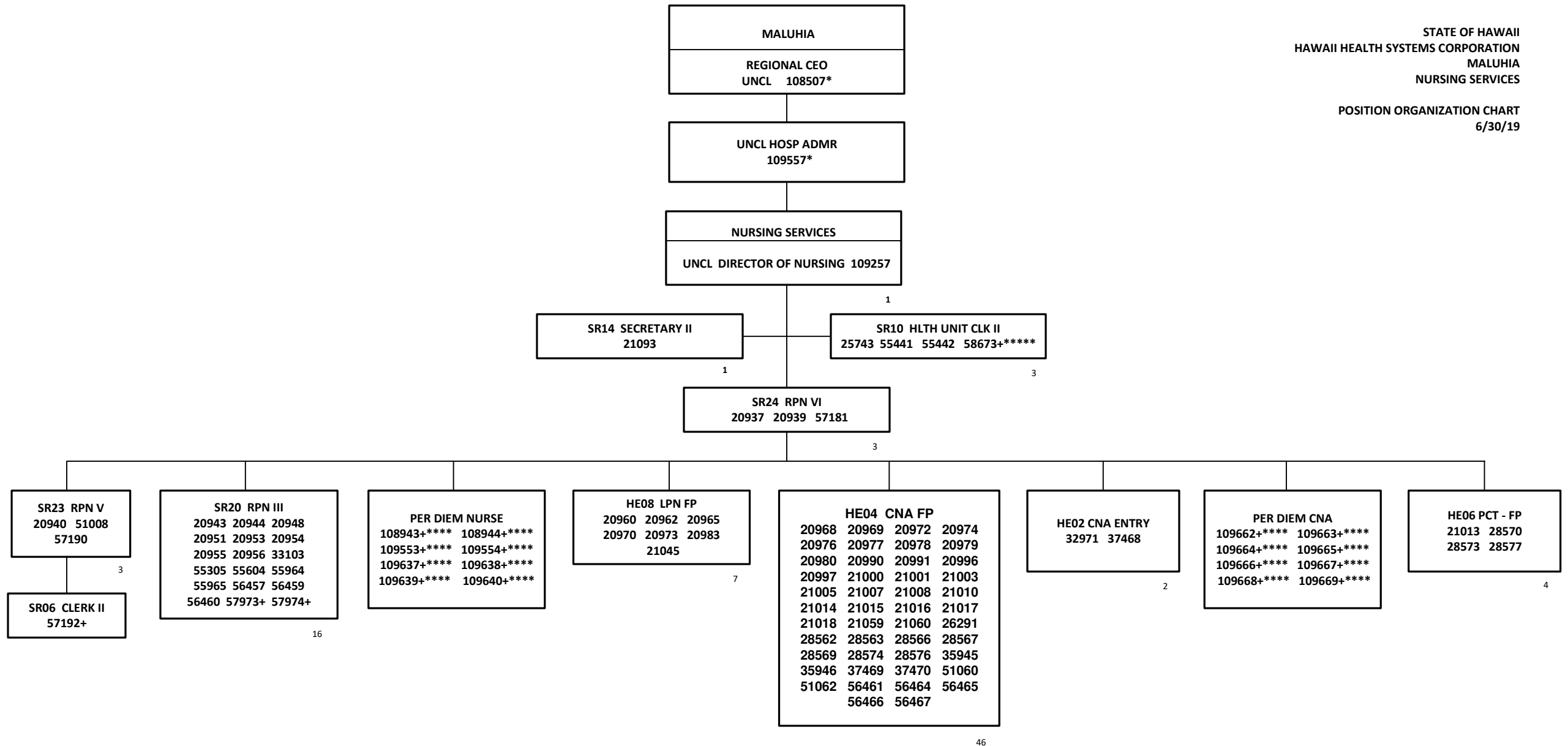




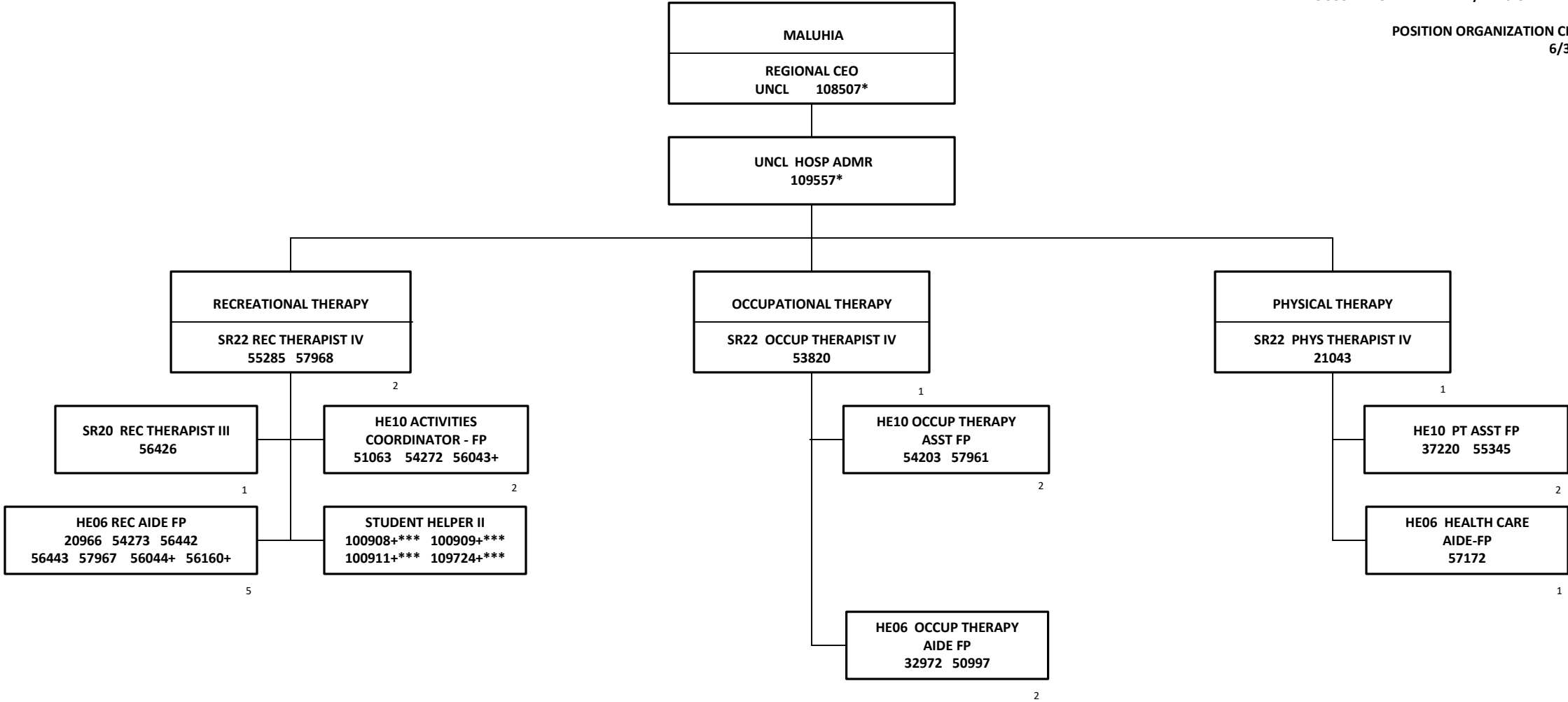
*NOT INCLUDED IN POSITION COUNT ON THIS CHART
+TEMPORARY POSITION, NOT INCLUDED IN POSITION COUNT



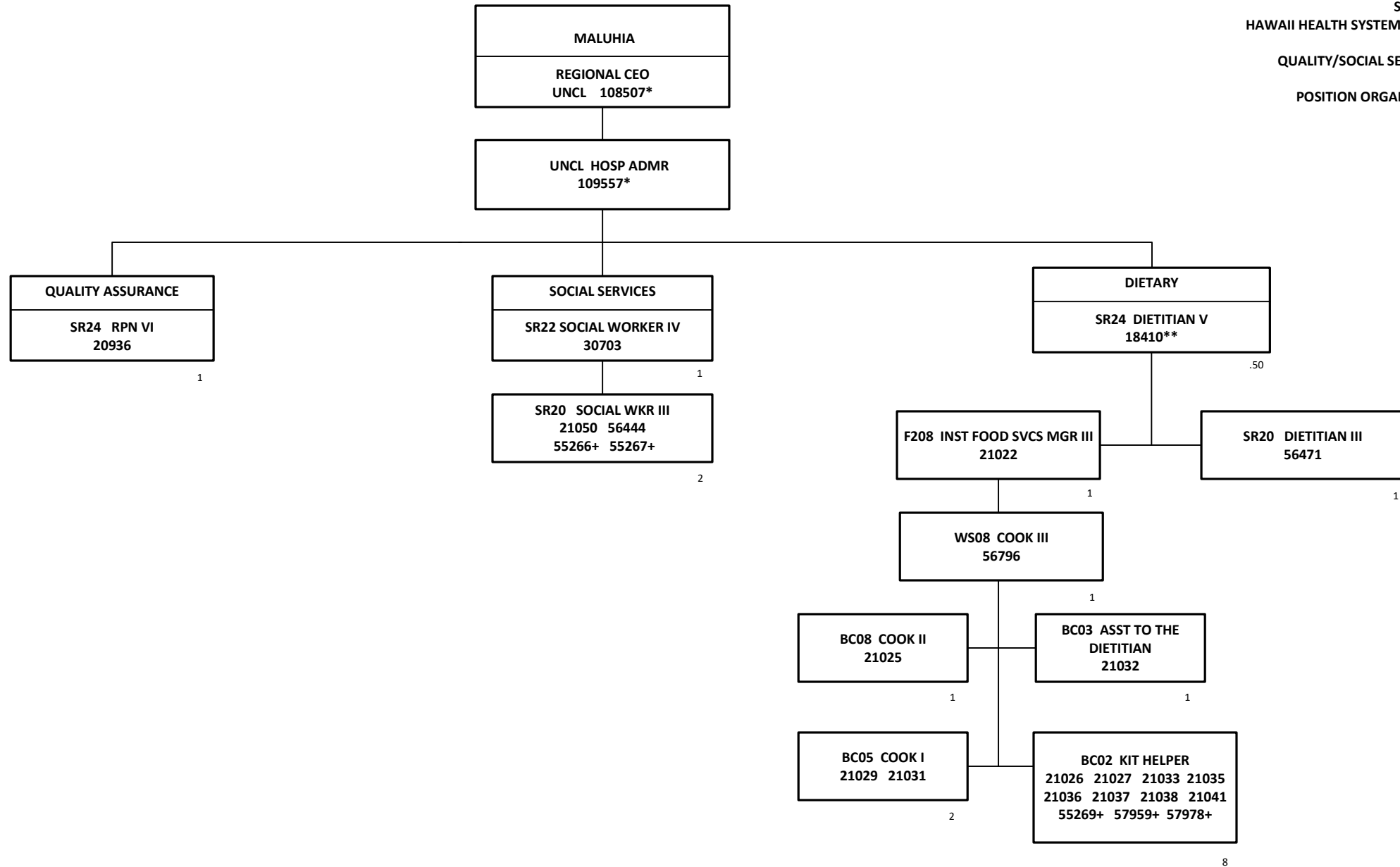
*NOT INCLUDED IN POSITION COUNT ON THIS CHART
+TEMPORARY POSITION, NOT INCLUDED IN POSITION COUNT
-POSITION LOCATED AT LEAHI



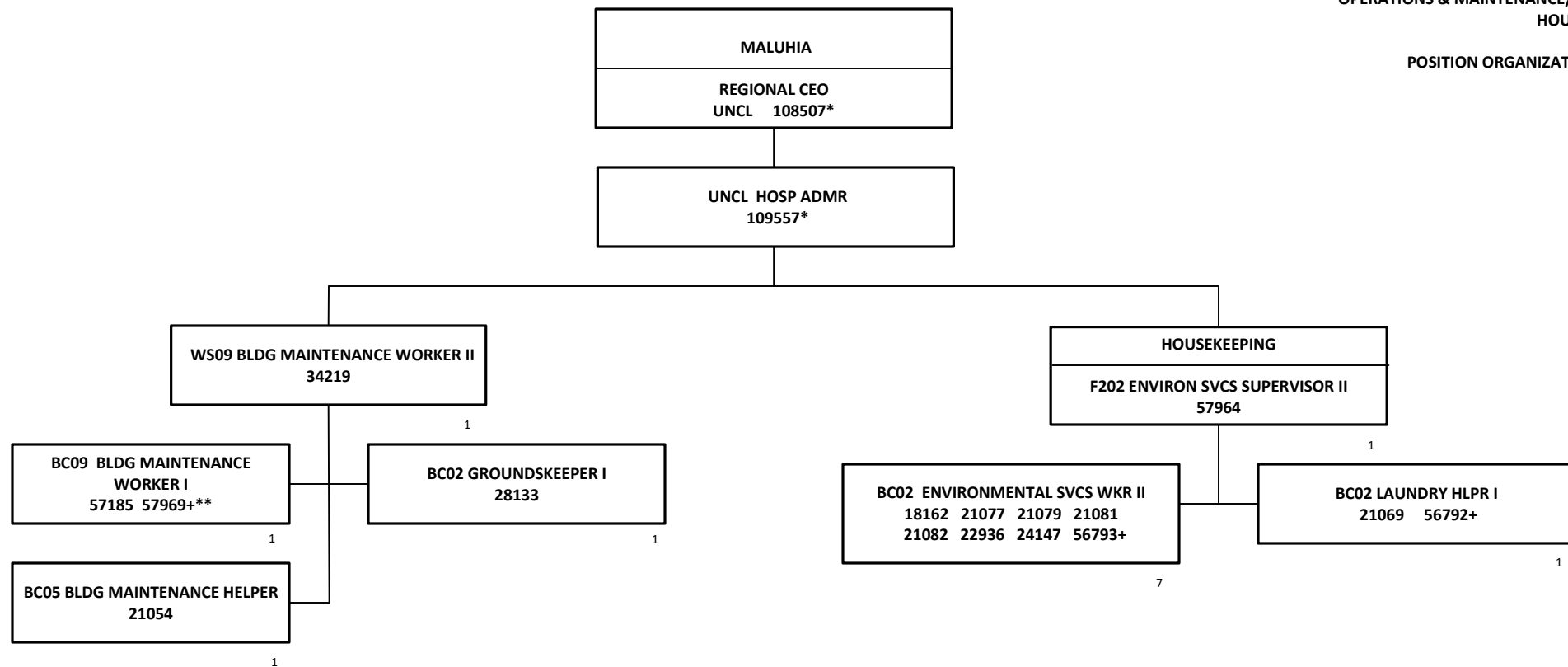
*NOT INCLUDED IN POSITION COUNT ON THIS CHART
+TEMPORARY POSITION, NOT INCLUDED IN POSITION COUNT
****49% FTE
***30% FTE



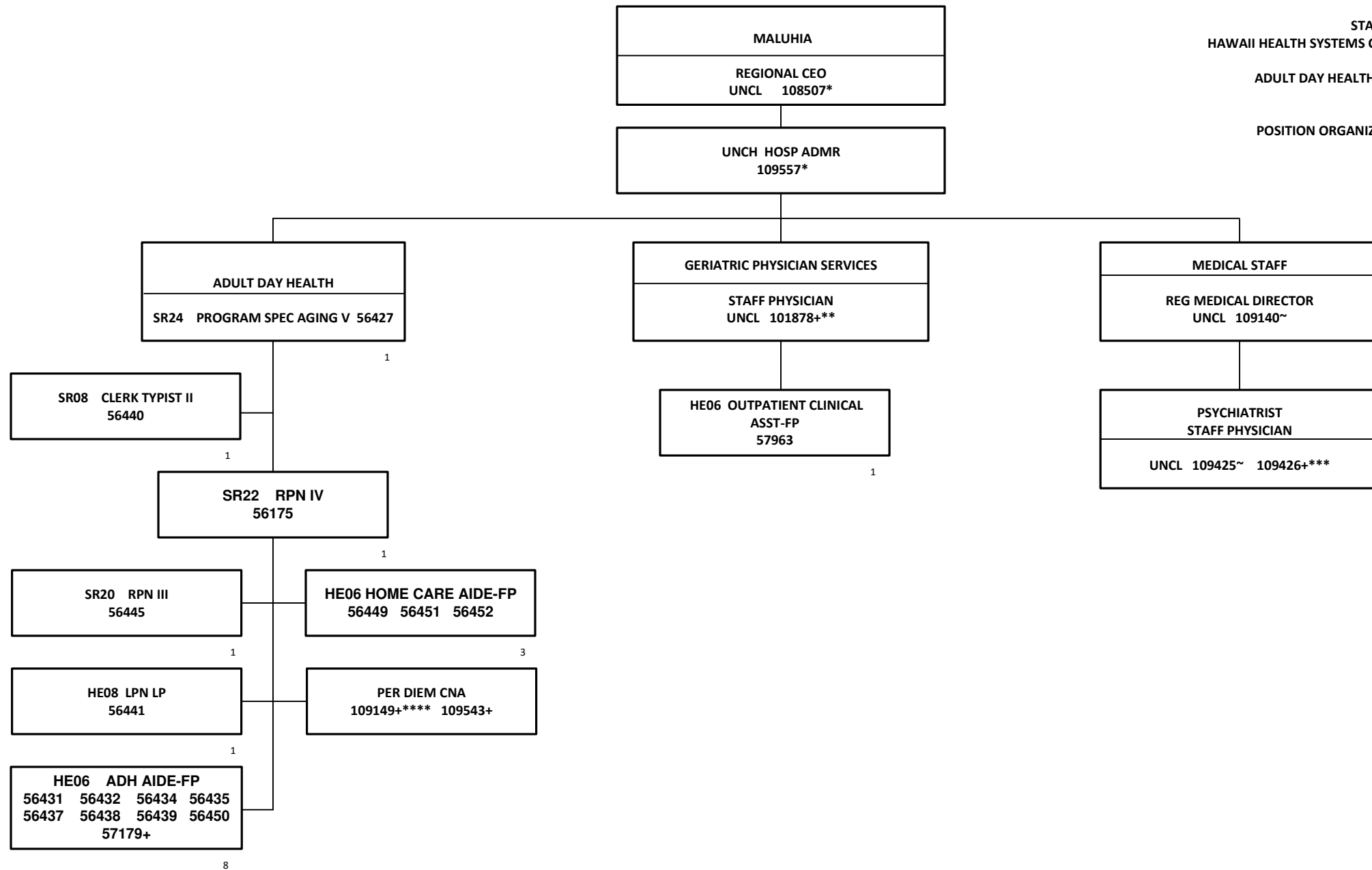
*NOT INCLUDED IN POSITION COUNT ON THIS CHART
 +TEMPORARY POSITION, NOT INCLUDED IN POSITION COUNT
 ***48% FTE



*NOT INCLUDED IN POSITION COUNT ON THIS CHART
+TEMPORARY POSITION, NOT INCLUDED IN POSITION COUNT
**50% FTE

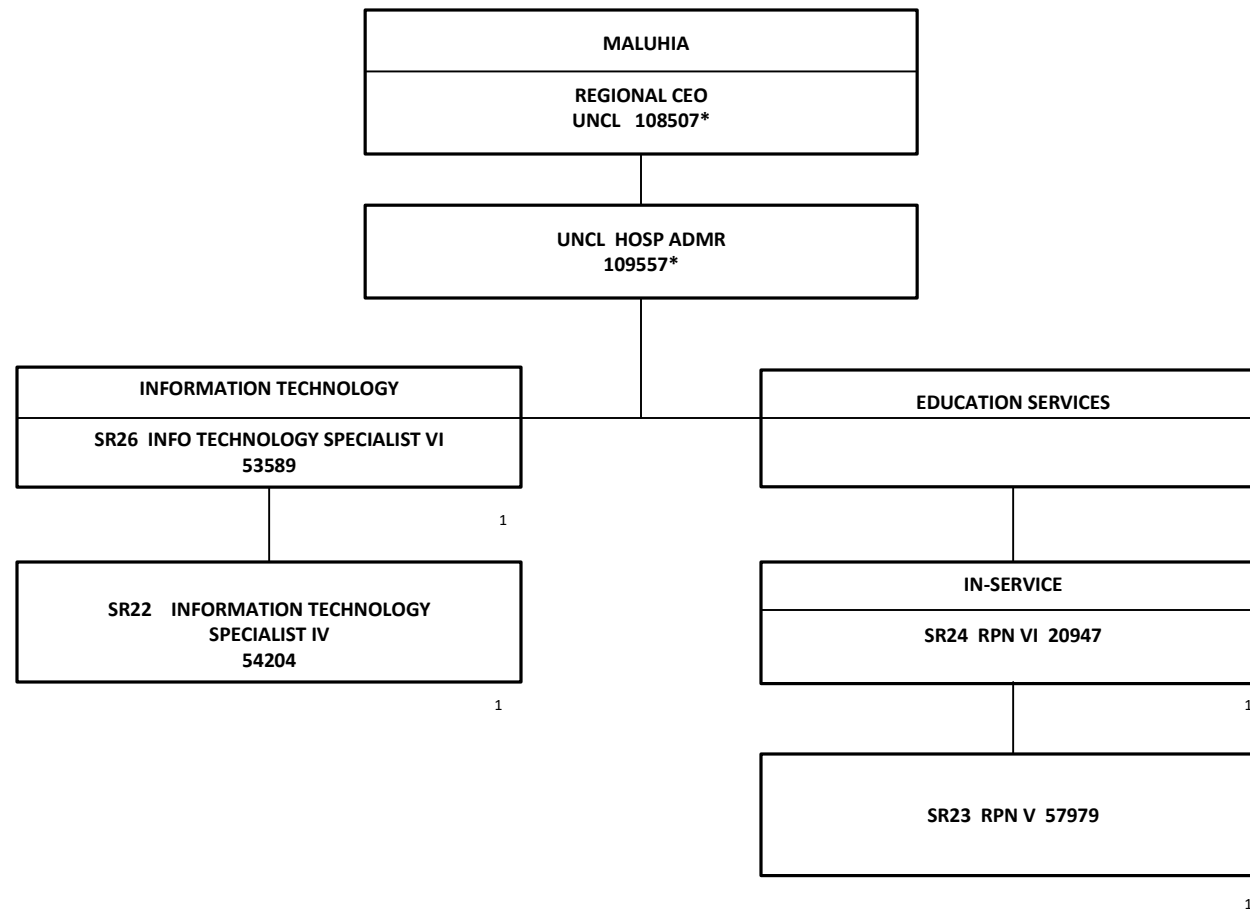


*NOT INCLUDED IN POSITION COUNT ON THIS CHART
+TEMPORARY POSITION, NOT INCLUDED ON POSITION COUNT
**50% FTE



*NOT INCLUDED IN POSITION COUNT ON THIS CHART
**50% FTE
***48% FTE
****30% FTE
+TEMPORARY POSITION, NOT INCLUDED IN POSITION COUNT
~POSITION LOCATED AT LEAHI

TOTAL FTE COUNT ON THIS CHART: 17



*NOT INCLUDED IN POSITION COUNT ON THIS CHART

REGIONAL CHIEF EXECUTIVE OFFICER
 109678

Regional Admin Assistant –
 Internal Mktg & Public Relations
 109591

Regional Private
 Secretary
 109419

CHIEF MEDICAL OFFICER
 109715

Secretary II (S)
 37020 SR14

Secretary II
 51042

**Regional
 Human Resources Director**
 109573*

Regional Chief Financial Officer
 109672*

Regional Chief Nurse Executive
 109572*

**Regional
 Chief Quality Officer**
 109478*

Waimea Clinic

Port Allen Clinic

Kalaheo Clinic

Poipu Clinic

Urgent Care Clinic

Specialty Clinic

Dietary
 (KVMH/SMMH)

Facilities
 (KVMH/SMMH)

Imaging
 (KVMH/SMMH)

Laboratory
 (KVMH)

Pharmacy
 (KVMH/SMMH)

Physical Therapy
 Occupational Therapy
 (KVMH/SMMH)

Human Resources
 (KVMH/SMMH)

Finance
 (KVMH/SMMH)

Information Systems
 (KVMH/SMMH)

Pt. Financial Services
 (KVMH/SMMH)

Health Info
 Management
 (KVMH/SMMH)

Contracts/CPI
 Materials Mgmt
 (KVMH/SMMH)

Nurs Admin
 (KVMH/SMMH)

Recreational
 Therapy
 (KVMH/SMMH)

Obstetrics
 (KVMH)

Psychiatric
 (SMMH)

Education/Inservice
 (KVMH/SMMH)

Med/Surg
 (KVMH)

Nursing Facility
 (KVMH/SMMH)

Emergency
 (KVMH/SMMH)

ICU
 (KVMH)

Respiratory Therapy
 (KVMH)

Risk Management/
 Compliance
 (KVMH/SMMH)

Social Services
 (KVMH/SMMH)

Employee Health
 (KVMH/SMMH)

Case Management
 (KVMH/SMMH)

Utilization
 Management
 (KVMH/SMMH)

TOTAL COUNT ON THIS ORG CHART: 5.85
 +Temporary position, not included in position count
 *Not included in position count on this chart

1

1

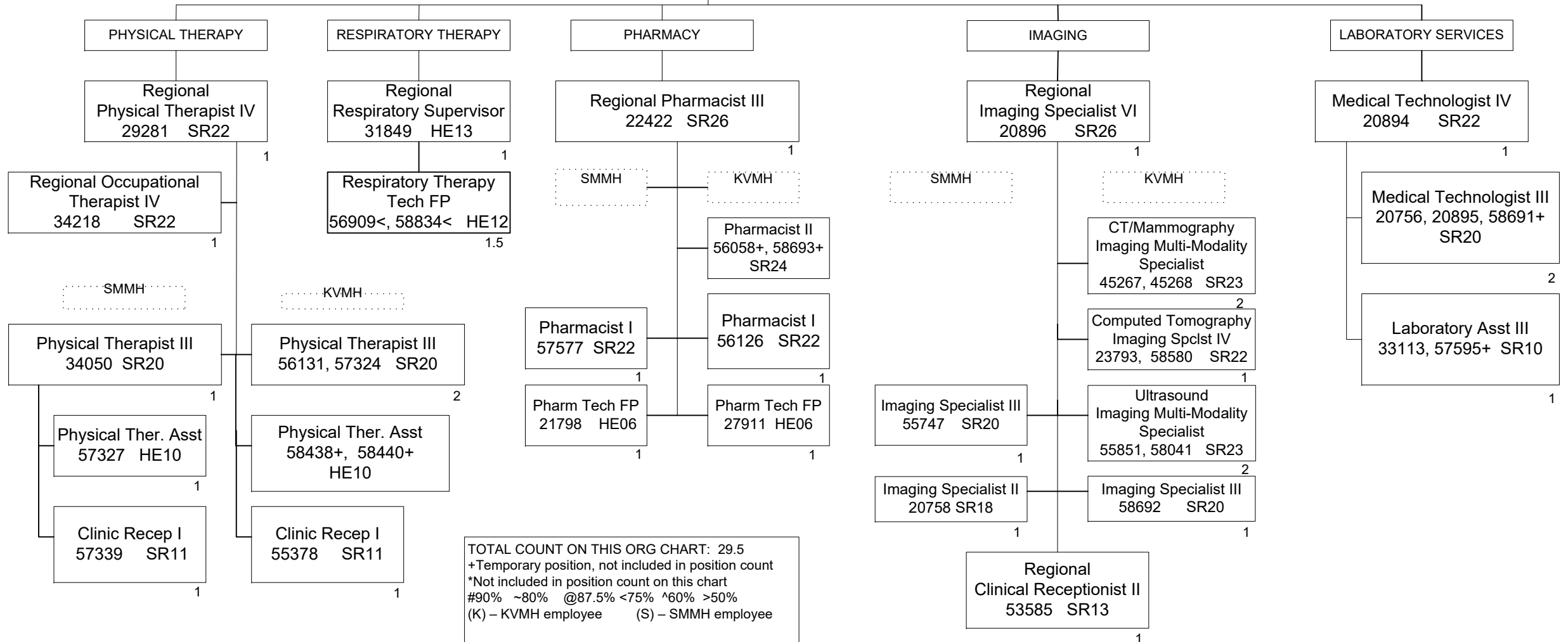
1

1

1

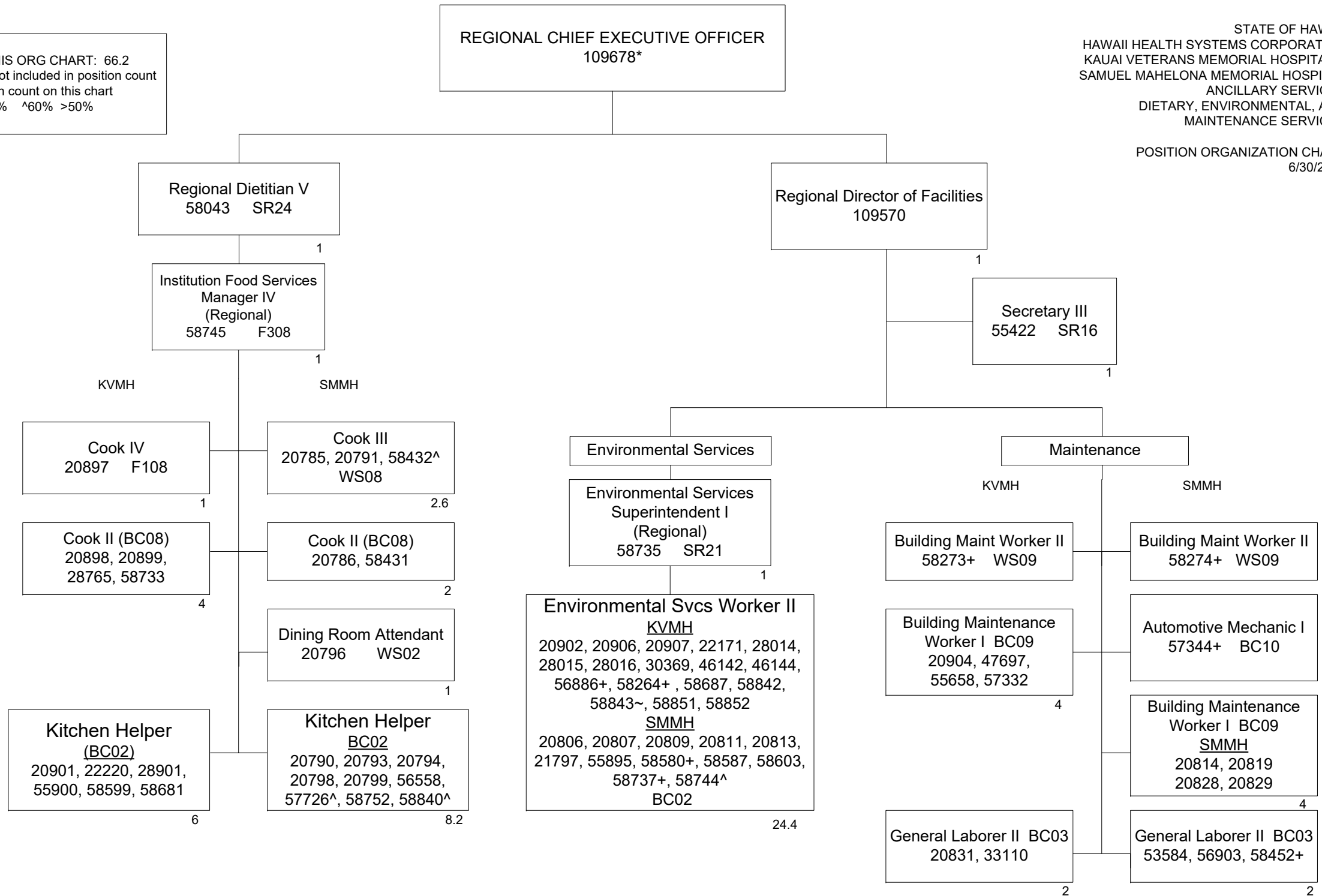
.85

REGIONAL CHIEF EXECUTIVE OFFICER
109678*



TOTAL COUNT ON THIS ORG CHART: 29.5
+Temporary position, not included in position count
*Not included in position count on this chart
#90% ~80% @87.5% <75% ^60% >50%
(K) - KVMH employee (S) - SMMH employee

TOTAL COUNT ON THIS ORG CHART: 66.2
 +Temporary position, not included in position count
 *Not included in position count on this chart
 #90% ~80% @87.5% ^60% >50%



Regional Chief Executive Officer
101688*

**Regional
Human Resources Director**
109573

Regional Human
Resources Specialist V
53777 SR24

1

Human Resources
Specialist III
56559 SR20

1

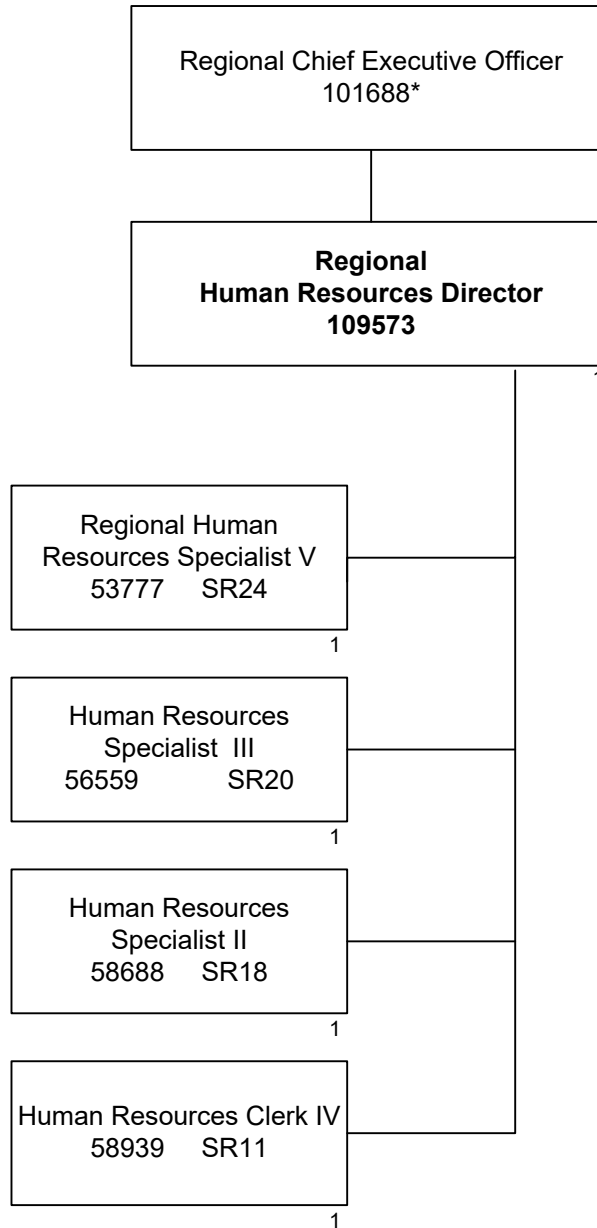
Human Resources
Specialist II
58688 SR18

1

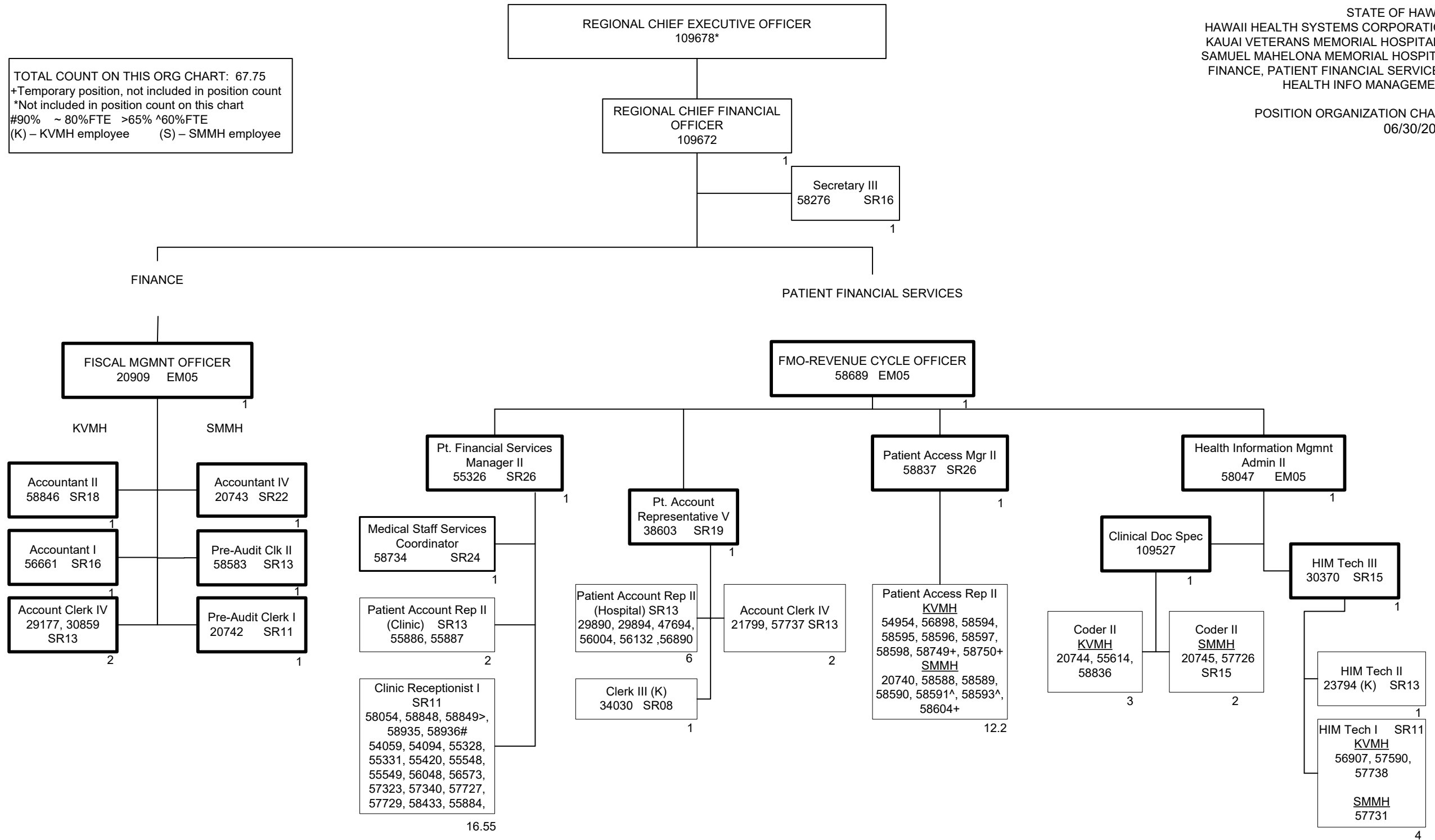
Human Resources Clerk IV
58939 SR11

1

TOTAL COUNT ON THIS ORG CHART: 5
+Temporary position, not included in position count
* Not included in position count on this chart.



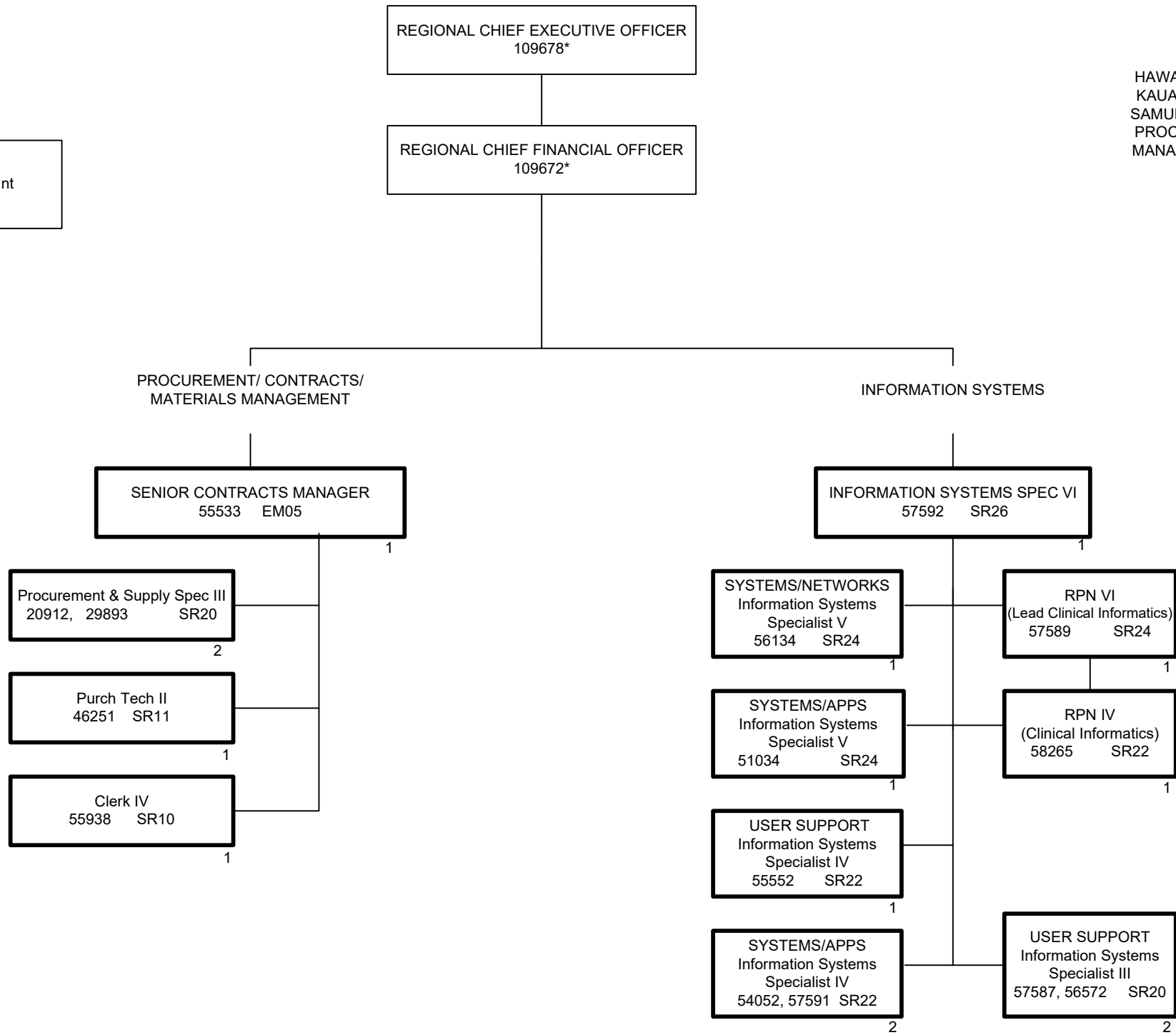
TOTAL COUNT ON THIS ORG CHART: 67.75
 +Temporary position, not included in position count
 *Not included in position count on this chart
 #90% ~ 80%FTE >65% ^60%FTE
 (K) – KVMH employee (S) – SMMH employee

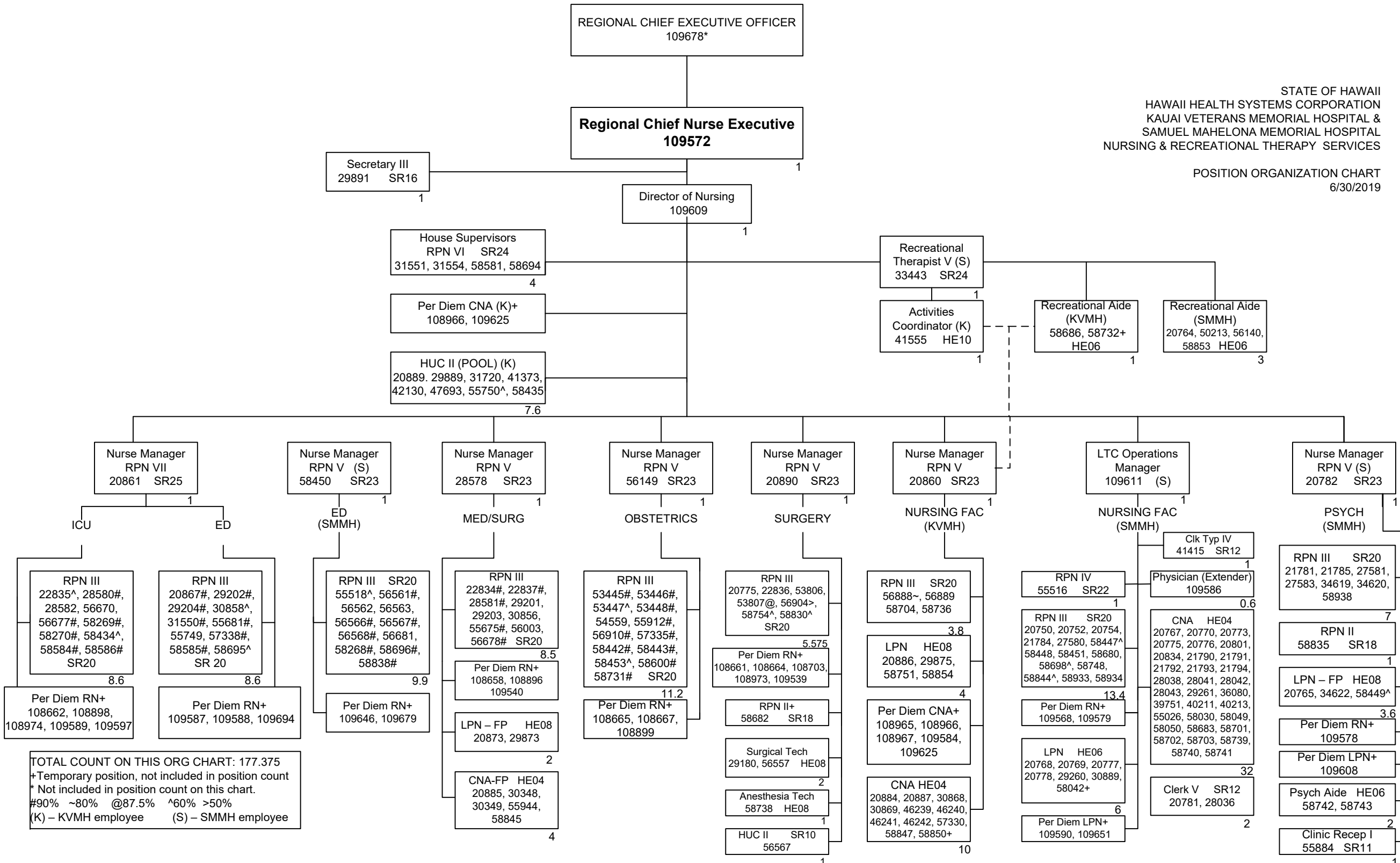


16.55

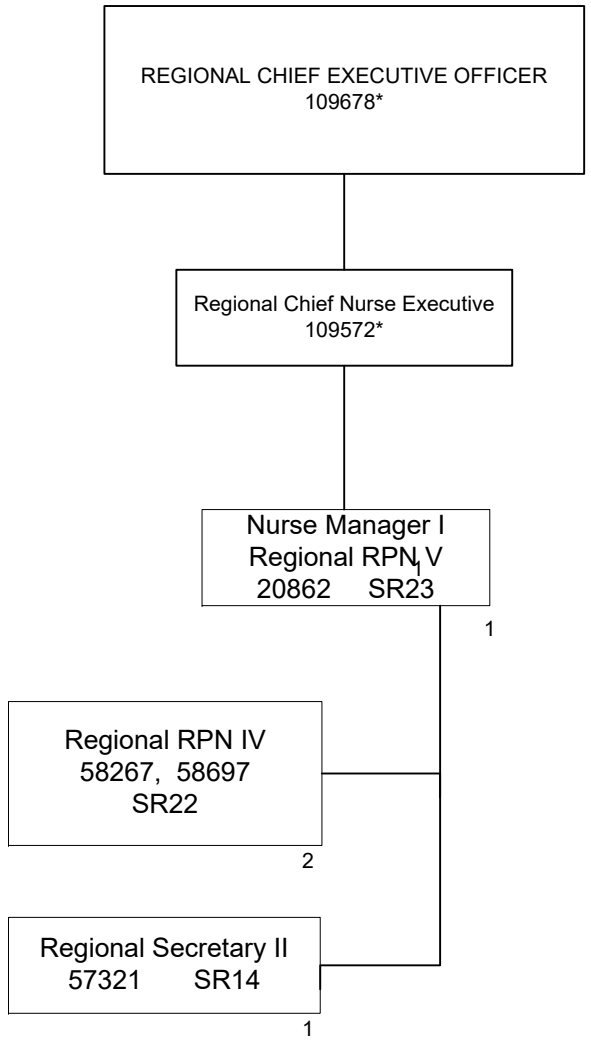
4

TOTAL COUNT ON THIS ORG CHART: 15
 +Temporary position, not included in position count
 *Not included in position count on this chart

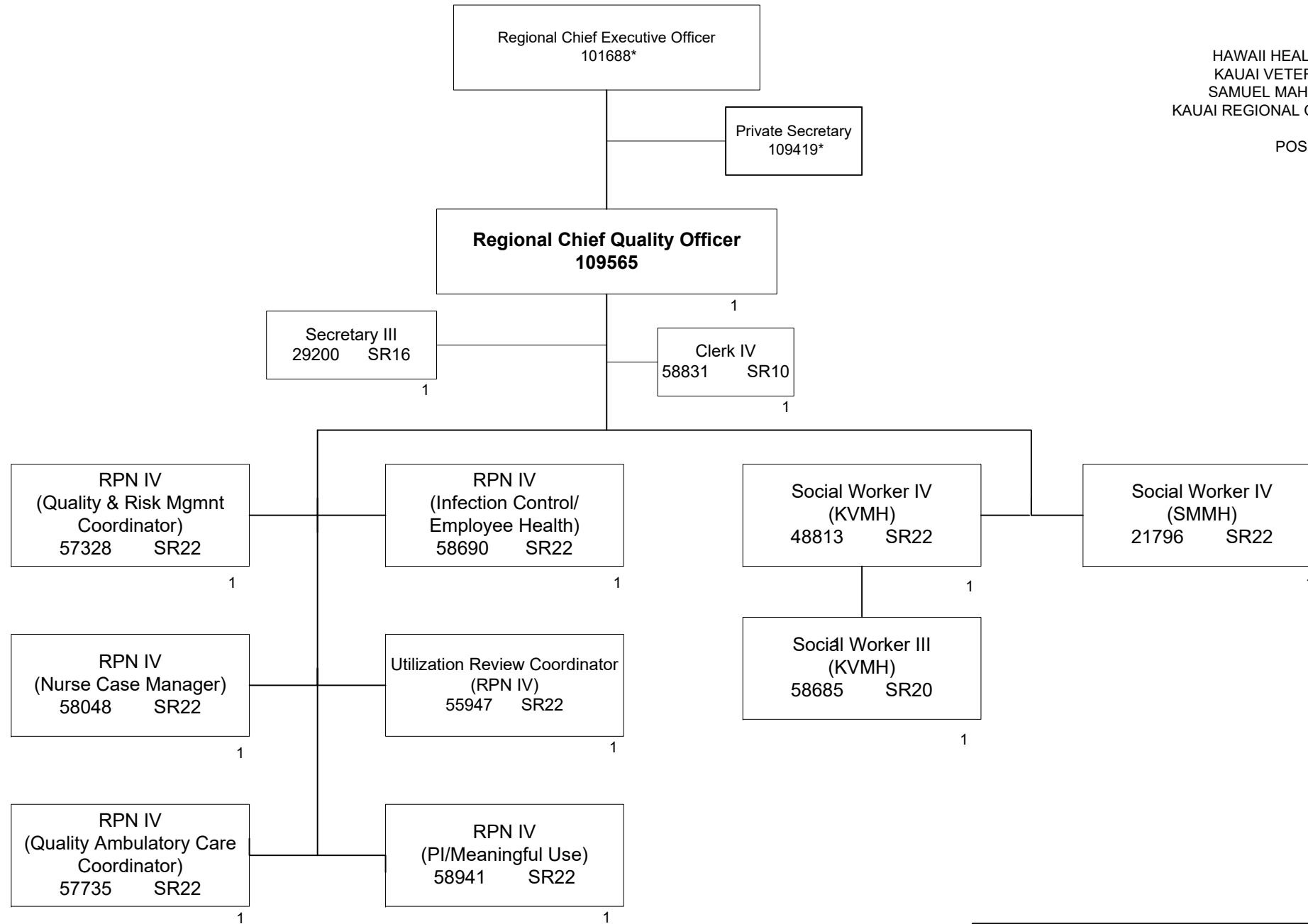




TOTAL COUNT ON THIS ORG CHART: 177.375
+ Temporary position, not included in position count
* Not included in position count on this chart.
#90% ~80% @87.5% ^60% >50%
(K) - KVMH employee (S) - SMMH employee



TOTAL COUNT ON THIS ORG CHART: 3.6
* Not included in position count on this chart.
^60% FTE



TOTAL COUNT ON THIS ORG CHART: 12
+Temporary position, not included in position count
* Not included in position count on this chart.
(K) – KVMH employee (S) – SMMH employee

