

July 13, 2020

VIA EMAIL

The Honorable Ronald D. Kouchi
Senate President
415 South Beretania Street
Hawaii State Capitol, Room 409
Honolulu, Hawaii 96813

VIA EMAIL

The Honorable Scott K. Saiki
Speaker, House of Representatives
415 South Beretania Street
Hawaii State Capitol, Room 431
Honolulu, Hawaii 96813

RE: Financial and Compliance Audit of the Department of Transportation, Highways Division

Dear President Kouchi and Speaker Saiki:

The financial and compliance audit of the Department of Transportation, Highways Division for the fiscal year ended June 30, 2019, was issued on July 6, 2020. The Office of the Auditor retained KKDLY LLC to perform the financial and compliance audit. For your information, we are attaching a copy of the two-page Auditor's Summary of the financial and compliance audit report.

You may view the financial and compliance audit report and Auditor's Summary on our website at:


http://files.hawaii.gov/auditor/Reports/2019_Audit/DOT_Highways_2019.pdf;

http://files.hawaii.gov/auditor/Reports/2019_Audit/DOT_Highways_Summary_2019.pdf; and

http://files.hawaii.gov/auditor/Reports/2019_Audit/DOT_Highways_SA2019.pdf.

If you have any questions about the report, please contact me.

Very truly yours,



Leslie H. Kondo
State Auditor

LHK:LYK:emo

Enclosures

ec/attach (Auditor's Summary only): Senators

Representatives

Carol Taniguchi, Senate Chief Clerk

Brian Takeshita, House Chief Clerk

Auditor's Summary

Financial and Compliance Audit of the Department of Transportation, Highways Division

Financial Statements, Fiscal Year Ended June 30, 2019



PHOTO: HAWAII DOT HIGHWAYS DIVISION

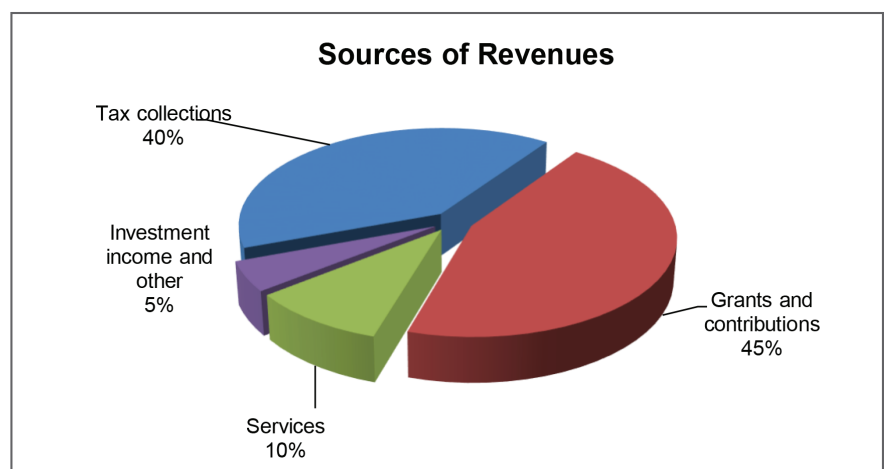
THE PRIMARY PURPOSE of the audit was to form an opinion on the fairness of the presentation of the financial statements for the Department of Transportation, Highways Division, as of and for the fiscal year ended June 30, 2019, and to comply with the requirements of Title 2, U.S. Code of Federal Regulations, Part 200, Uniform Administrative Requirements, Cost Principles, and Audit Requirements for Federal Awards (Uniform Guidance), which established audit requirements for state and local governmental units that receive federal awards. The audit was conducted by KKDLY LLC.

About the Division

The mission of the Department of Transportation, Highways Division (DOT–Highways), is to provide a safe, efficient, and sustainable State Highway System that ensures the mobility of people and goods within the state. The division is charged with maximizing available resources to provide, maintain, and operate ground transportation facilities and support services that promote economic vitality and livability in Hawai'i. The Department also works with the Statewide Transportation Planning Office on innovative and diverse approaches to congestion management.

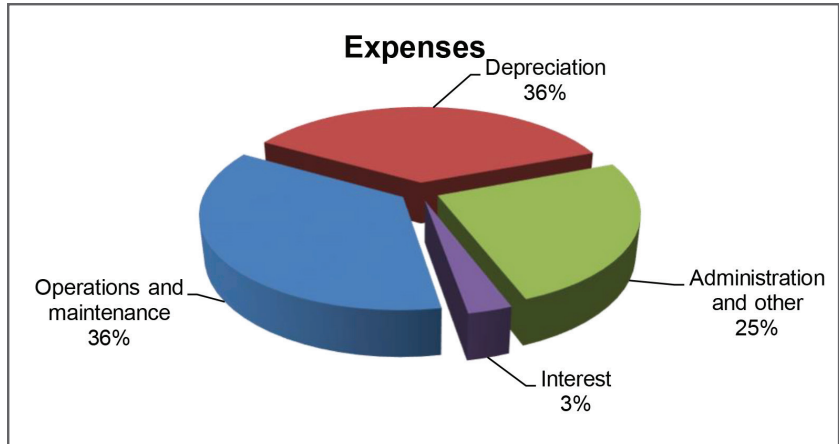
Financial Highlights

FOR THE FISCAL YEAR ended June 30, 2019, DOT–Highways reported total revenues of \$558 million and total expenses of \$567 million, resulting in a decrease in net position of \$9 million. Revenues consisted of (1) \$225 million in tax collections; (2) \$251 million in grants and contributions primarily from the Federal Highway Administration; (3) \$55 million in charges for services; and (4) \$27 million in investment income and other revenues.



Expenses consisted of (1) \$202 million for operations and maintenance; (2) \$205 million in depreciation; (3) \$145 million for administration and other expenses; and (4) \$15 million in interest.

As of June 30, 2019, total assets and deferred outflows of resources of \$5.41 billion were comprised of (1) cash and investments of \$329 million; (2) net capital assets of \$5.03 billion; and (3) \$50 million in other assets and deferred outflows of resources. Total liabilities of \$606 million included \$429 million in revenue bonds and \$177 million in other liabilities.



DOT–Highways has numerous capital projects ongoing statewide; construction in progress totaled \$369 million at the end of the fiscal year.

Auditors’ Opinions

DOT–HIGHWAYS RECEIVED AN UNMODIFIED OPINION that its financial statements were presented fairly, in all material respects, in accordance with generally accepted accounting principles. DOT–Highways also received an unmodified opinion on its compliance with major federal programs in accordance with the *Uniform Guidance*.

Findings

THERE WAS ONE MATERIAL WEAKNESS in internal controls over financial reporting that is required to be reported under *Government Auditing Standards*. A material weakness is a deficiency, or a combination of deficiencies, in internal control, such that there is a reasonable possibility that a material misstatement of the entity’s financial statements will not be prevented or detected and corrected on a timely basis. The reconciliation process for FY 2019 was not completed until June 16, 2020, more than eleven months after the fiscal year-end. Information about this audit and the material weakness identified by auditors is described on pages 12-16 of the single audit report.

There were no findings that are considered material weaknesses in internal control over compliance in accordance with the *Uniform Guidance*. However, the auditors identified one deficiency in internal control over compliance that is considered a significant deficiency. A significant deficiency in internal control over compliance is a deficiency, or a combination of deficiencies, in internal control over compliance with a type of compliance requirement of a federal program that is less severe than a material weakness in internal control over compliance, yet important enough to merit attention by those charged with governance. The deficiency is described on pages 17-18 of the single audit report.

For the complete report and financial statements visit our website at:

http://files.hawaii.gov/auditor/Reports/2019_Audit/DOT_Highways_2019.pdf
http://files.hawaii.gov/auditor/Reports/2019_Audit/DOT_Highways_SA2019.pdf



**Highways Division
Department of Transportation
State of Hawaii**

Financial Statements
(With Independent Auditors' Report Thereon)

June 30, 2019

Submitted by
**THE AUDITOR
STATE OF HAWAII**

**HIGHWAYS DIVISION
DEPARTMENT OF TRANSPORTATION
STATE OF HAWAII**

Financial Statements

June 30, 2019

Table of Contents

	Page
Independent Auditors' Report	1
Management's Discussion and Analysis - Unaudited	3
Financial Statements:	
Government-wide Financial Statements:	
Statement of Net Position	15
Statement of Activities	16
Governmental Fund Financial Statements:	
Balance Sheet - Governmental Funds	17
Reconciliation of the Governmental Funds Balance Sheet to the Statement of Net Position	19
Statement of Revenues, Expenditures, and Changes in Fund Balances - Governmental Funds	20
Reconciliation of the Governmental Funds Statement of Revenues, Expenditures, and Changes in Fund Balances to the Statement of Activities	22
Statement of Revenues and Expenditures - Budget and Actual (Non-GAAP Budgetary Basis) - State Highway Fund	23
Statement of Fiduciary Net Position - Agency Fund	24
Notes to Financial Statements	25

Independent Auditors' Report

The Auditor
State of Hawaii:

Report on the Financial Statements

We have audited the accompanying financial statements of the governmental activities and each major fund of the Highways Division, Department of Transportation, State of Hawaii (the Highways Division), as of and for the year ended June 30, 2019, and the related notes to financial statements, which collectively comprise the Highways Division's basic financial statements as listed in the table of contents.

Management's Responsibility for the Financial Statements

Management is responsible for the preparation and fair presentation of these financial statements in accordance with accounting principles generally accepted in the United States of America; this includes the design, implementation, and maintenance of internal control relevant to the preparation and fair presentation of financial statements that are free from material misstatement, whether due to fraud or error.

Auditors' Responsibility

Our responsibility is to express opinions on these financial statements based on our audit. We conducted our audit in accordance with auditing standards generally accepted in the United States of America and the standards applicable to financial audits contained in *Government Auditing Standards*, issued by the Comptroller General of the United States. Those standards require that we plan and perform the audit to obtain reasonable assurance about whether the financial statements are free from material misstatement.

An audit involves performing procedures to obtain audit evidence about the amounts and disclosures in the financial statements. The procedures selected depend on the auditors' judgment, including the assessment of the risks of material misstatement of the financial statements, whether due to fraud or error. In making those risk assessments, the auditor considers internal control relevant to the entity's preparation and fair presentation of the financial statements in order to design audit procedures that are appropriate in the circumstances, but not for the purpose of expressing an opinion on the effectiveness of the entity's internal control. Accordingly, we express no such opinion. An audit also includes evaluating the appropriateness of accounting policies used and the reasonableness of significant accounting estimates made by management, as well as evaluating the overall presentation of the financial statements.

We believe that the audit evidence we have obtained is sufficient and appropriate to provide a basis for our audit opinions.

Opinions

In our opinion, the financial statements referred to above present fairly, in all material respects, the respective financial position of the governmental activities and each major fund of the Highways Division as of June 30, 2019, and the respective changes in financial position and the respective budgetary comparison of the State Highway Fund thereof for the year then ended in accordance with accounting principles generally accepted in the United States of America.

Emphasis of Matter – Relationship to the State of Hawaii

As discussed in Note 1, the financial statements of the Highways Division are intended to present the financial position, the changes in financial position, and the budgetary comparison of only that portion of the governmental activities and each major fund of the State of Hawaii that is attributable to the transactions of the Highways Division. They do not purport to, and do not, present fairly the financial position of the State of Hawaii as of June 30, 2019, and the changes in its financial position, and the budgetary comparison for the year then ended in accordance with accounting principles generally accepted in the United States of America. Our opinions are not modified with respect to this matter.

Other Matter – Required Supplementary Information

Accounting principles generally accepted in the United States of America require that the management's discussion and analysis be presented to supplement the basic financial statements. Such information, although not a part of the basic financial statements, is required by the Governmental Accounting Standards Board who considers it to be an essential part of financial reporting for placing the basic financial statements in an appropriate operational, economic, or historical context. We have applied certain limited procedures to the required supplementary information in accordance with auditing standards generally accepted in the United States of America, which consisted of inquiries of management about the methods of preparing the information and comparing the information for consistency with management's responses to our inquiries, the basic financial statements, and other knowledge we obtained during our audit of the basic financial statements. We do not express an opinion or provide any assurance on the information because the limited procedures do not provide us with sufficient evidence to express an opinion or provide any assurance.

Other Reporting Required by Government Auditing Standards

In accordance with *Government Auditing Standards*, we have also issued our report dated July 6, 2020, on our consideration of the Highways Division's internal control over financial reporting and on our tests of its compliance with certain provisions of laws, regulations, contracts, and grant agreements and other matters. The purpose of that report is solely to describe the scope of our testing of internal control over financial reporting and compliance and the results of that testing, and not to provide an opinion on the effectiveness of the Highways Division's internal control over financial reporting or on compliance. That report is an integral part of an audit performed in accordance with *Government Auditing Standards* in considering the Highways Division's internal control over financial reporting and compliance.

KKDL Y LLC

Honolulu, Hawaii
July 6, 2020

**HIGHWAYS DIVISION
DEPARTMENT OF TRANSPORTATION
STATE OF HAWAII**

Management's Discussion and Analysis - Unaudited

June 30, 2019

The following Management's Discussion and Analysis (MD&A) of the Highways Division, Department of Transportation, State of Hawaii (the Highways Division) activities and financial performance provides the reader with an introduction and overview to the financial statements of the Highways Division as of and for the year ended June 30, 2019. This discussion has been prepared by management and should be read in conjunction with the financial statements and the notes thereto, which follow this section.

The Territorial Highway Department was created by the Territorial Legislature on April 24, 1925 by Act 78 to qualify Hawaii for participation in the Federal-Aid Program. The purpose of the Federal-Aid Program was to ensure the development of an integrated network of highways in the United States. Congress defined that the Federal government would provide the funds for construction on a matching contribution basis while the State or its political subdivisions would administer the highways.

The Department of Transportation was created in 1959 by the Hawaii State Government Reorganization Act. In creating the new department, the legislature transferred the responsibilities of the old Highway Department to the Highways Division of the new Department of Transportation.

The mission of the Highways Division is to facilitate the rapid, safe, and economical movement of people and goods within the State by providing, maintaining, and operating land transportation facilities and support services. The major goals of the Highways Division are to plan, design, construct, and maintain highway facilities. In addition, the Highways Division, together with the Statewide Transportation Planning Office, implements innovative and diverse approaches to congestion management to increase the efficiency of the transportation system.

The Highways Division is managed by the Division Administrator. Each island in the system is managed by a district manager with the exception of the Maui District, which includes the islands of Molokai and Lanai. The Staff Services Office, headed by the Administrative Services Officer, is responsible for personnel, budget, procurement, financial management, and methods, standards and evaluation functions of the Highways Division. Other major functional operations within the Highways Division include Project Coordination and Technical Services Office, Engineering Services Office, Motor Vehicle Safety Office, Planning Branch, Design Branch, Rights-of-Way Branch, Materials Testing and Research Branch, Construction and Maintenance Branch, and Traffic Branch.

**HIGHWAYS DIVISION
DEPARTMENT OF TRANSPORTATION
STATE OF HAWAII**

Management's Discussion and Analysis - Unaudited

June 30, 2019

OVERVIEW OF THE FINANCIAL STATEMENTS

This discussion and analysis is intended to serve as an introduction to the Highways Division's financial statements. The Highways Division's financial statements consist of three sections: 1) government-wide financial statements, 2) fund financial statements and 3) notes to financial statements. These sections are described as follows:

Government-Wide Financial Statements

The government-wide statements report information about the Highways Division as a whole in a manner similar to a private-sector business. The statements provide both long-term and short-term information about the Highways Division's overall financial status. They are prepared using the economic resources measurement focus and the accrual basis of accounting. They take into account all revenues and expenses connected with the fiscal year, regardless of when cash is received or paid. The government-wide financial statements include the following two statements:

The *Statement of Net Position* presents all of the Highways Division's assets, deferred outflows of resources, and liabilities, with the difference reported as "net position." Over time, increases or decreases in the Highways Division's net position are an indicator of whether its financial health is improving or deteriorating.

The *Statement of Activities* presents information showing how the Highways Division's net position changed during the most recent fiscal year. All changes in net position are reported as soon as the underlying event giving rise to the change occurs, regardless of the timing of the related cash flows. Thus, revenues and expenses are reported in this statement for some items that will not result in cash flows until future fiscal periods.

The Highways Division's activities are considered governmental activities and are primarily funded by taxes, charges for services, and intergovernmental revenues.

The government-wide financial statements can be found on pages 15 and 16 of this report.

Fund Financial Statements

Governmental Funds

A fund is a grouping of related accounts that are used to maintain control over resources that have been segregated for specific activities or objectives. The Highways Division, like other state and local governments, uses fund accounting to ensure and demonstrate compliance with finance-related legal requirements.

**HIGHWAYS DIVISION
DEPARTMENT OF TRANSPORTATION
STATE OF HAWAII**

Management's Discussion and Analysis - Unaudited

June 30, 2019

The fund financial statements focus on near-term inflows and outflows of spendable resources, as well as on the balances of spendable resources available at the end of the fiscal year. Governmental funds financial statements are prepared using the current financial resources measurement focus and the modified-accrual basis of accounting. These statements provide a detailed short-term view of the Highways Division's finances that assist in determining whether there will be adequate financial resources available to meet the current needs of the Highways Division.

Because the focus of governmental funds is narrower than that of the government-wide financial statements, it is useful to compare the information presented for governmental funds with similar information presented in the government-wide financial statements. By doing so, readers may better understand the long-term impact of the Highways Division's near-term financing decisions. A reconciliation to facilitate this comparison between governmental funds financial statements and government-wide financial statements is included on pages 19 and 22 of this report.

The Highways Division has three governmental funds, all of which are considered major funds for presentation purposes. That is, each major fund is presented in a separate column in the governmental funds balance sheet and in the governmental funds statement of revenues, expenditures, and changes in fund balances. The Highways Division's three governmental funds are the State Highway Fund (SHF) (a Special Revenue Fund), the Debt Service Fund, and the Capital Projects Fund.

The governmental funds financial statements can be found on pages 17 through 22 of this report.

Statement of Revenues and Expenditures - Budget and Actual (Non-GAAP Budgetary Basis) - State Highway Fund

The governmental funds financial statements are followed by a budgetary comparison statement, which compares the SHF's original budget, final budget, and actual amounts prepared on a budgetary basis. A reconciliation between the actual SHF revenues and expenditures compared to the SHF revenues and expenditures prepared for budgetary purposes is included in Note 3 to the financial statements.

The Statement of Revenues and Expenditures - Budget and Actual (Non-GAAP Budgetary Basis) - State Highway Fund can be found on page 23 of this report.

Fiduciary Fund

The fiduciary fund is used to account for assets held by the Highways Division on behalf of other departments of the State. The statement of fiduciary net position of the agency fund can be found on page 24.

**HIGHWAYS DIVISION
DEPARTMENT OF TRANSPORTATION
STATE OF HAWAII**

Management's Discussion and Analysis - Unaudited

June 30, 2019

Notes to Financial Statements

The notes provide additional information that is essential to a full understanding of the data provided in the government-wide and the governmental funds financial statements. The notes to financial statements can be found on pages 25 through 61 of this report.

FINANCIAL HIGHLIGHTS

Government-wide Financial Statements

The assets and deferred outflows of resources of the Highways Division exceeded its liabilities at June 30, 2019 by \$4.8 billion. Of this amount, \$228 million is considered unrestricted and may be used to meet the Highways Division's ongoing obligations.

The Highways Division's net position decreased by \$9 million during the year ended June 30, 2019.

Fund Financial Statements

At June 30, 2019, the Highways Division's governmental funds reported a combined ending fund balance of \$264 million. The combined fund balance decreased by \$39 million from the prior year's ending fund balance.

The Highways Division's State Highway Fund (SHF), the major operating fund, reported an ending fund balance of \$250 million. There was a \$3 million increase in fund balance during the year ended June 30, 2019.

**HIGHWAYS DIVISION
DEPARTMENT OF TRANSPORTATION
STATE OF HAWAII**

Management's Discussion and Analysis - Unaudited

June 30, 2019

GOVERNMENT-WIDE FINANCIAL ANALYSIS

Summary Schedule of Net Position

As noted earlier, net position may serve over time as a useful indicator of the Highways Division's financial position. The Highways Division's assets and deferred outflows of resources exceeded liabilities by \$4.8 billion at June 30, 2019 and 2018, respectively.

	<u>2019</u>	<u>2018</u>
Assets:		
Current and other assets	\$ 369,519,286	\$ 420,205,714
Capital assets, net	<u>5,030,423,739</u>	<u>5,035,511,401</u>
Total assets	<u>5,399,943,025</u>	<u>5,455,717,115</u>
 Deferred Outflows of Resources:		
Deferred charge on refunding, net	<u>9,358,188</u>	<u>10,964,135</u>
 Liabilities:		
Current liabilities	107,007,965	118,966,208
Long-term liabilities	<u>499,503,424</u>	<u>535,886,134</u>
Total liabilities	<u>606,511,389</u>	<u>654,852,342</u>
 Net Position:		
Net investment in capital assets	4,546,247,419	4,550,912,241
Restricted for capital projects activity	28,061,662	35,559,198
Unrestricted	<u>228,480,743</u>	<u>225,357,469</u>
Total net position	<u>\$ 4,802,789,824</u>	<u>\$ 4,811,828,908</u>

**HIGHWAYS DIVISION
DEPARTMENT OF TRANSPORTATION
STATE OF HAWAII**

Management's Discussion and Analysis - Unaudited

June 30, 2019

The largest portion (95%) of the Highways Division's net position (\$4.5 billion and \$4.6 billion at June 30, 2019 and 2018, respectively) reflects its net investment in capital assets (e.g., land and land improvements, buildings and improvements, vehicles and equipment, and infrastructure), which is net of any related debt and other borrowings used to acquire those assets that is still outstanding and deferred charge on refunding, net. The Highways Division uses these capital assets to provide services to citizens; therefore, these assets are not available for future spending. Although the Highways Division's net investment in capital assets is reported net of related debt and other borrowings, it should be noted that the resources needed to repay the debt and other borrowings must be provided from other sources, since capital assets themselves cannot be used to liquidate these liabilities.

An additional portion of the Highways Division's net position represents resources that are subject to restrictions as to how they may be used. This primarily relates to net assets restricted to capital projects activity, amounting to \$28 million and \$36 million at June 30, 2019 and 2018, respectively.

The remaining net position (\$228 million and \$225 million at June 30, 2019 and 2018, respectively) is unrestricted and may be used to meet the Highways Division's on-going obligations to citizens and creditors.

Current and other assets decreased by \$51 million or 12% from June 30, 2018 to June 30, 2019, due primarily to an increase in cash and investments of \$300,000, and a decrease in restricted cash and cash equivalents of \$52 million.

Capital assets, net decreased by \$5 million from June 30, 2018 to June 30, 2019, primarily due to net additions to capital assets of \$200 million, offset by depreciation expense of \$205 million.

Current liabilities decreased by \$12 million or 10% from June 30, 2018 to June 30, 2019, primarily due to a \$14 million decrease in revenue bonds payable from restricted assets and a \$3 million decrease in due to other state agencies, offset by a \$5 million increase in accounts and contracts payable.

Long-term liabilities decreased by \$36 million or 7% from June 30, 2018 to June 30, 2019, primarily due to a decrease in revenue bonds payable of \$35 million.

**HIGHWAYS DIVISION
DEPARTMENT OF TRANSPORTATION
STATE OF HAWAII**

Management's Discussion and Analysis - Unaudited

June 30, 2019

Summary Schedule of Changes in Net Position

The following condensed financial information reflects how the Highways Division's net position changed during the year ended June 30, 2019 and 2018.

	2019	2018
Expenses:		
Depreciation expense	\$ 204,844,826	\$ 211,345,097
Operations and maintenance	201,836,892	159,843,200
Administration of Highways Division	54,268,113	30,693,634
Motor Vehicle Safety Office	16,931,082	15,431,485
Interest expense	14,929,035	17,013,090
Other	74,093,014	80,111,823
Total expenses	566,902,962	514,438,329
Revenues:		
Program revenues:		
Capital grants and contributions	155,803,401	130,907,877
Operating grants and contributions	95,558,522	42,480,709
Charges for services	54,863,101	57,016,626
Total program revenues	306,225,024	230,405,212
Net program expenses	(260,677,938)	(284,033,117)
General revenues:		
Taxes	224,607,058	222,024,677
Investment income and other	27,031,796	13,980,435
Total general revenues	251,638,854	236,005,112
Change in net position before transfers	(9,039,084)	(48,028,005)
Transfers	-	(1,710,000)
Change in net position	(9,039,084)	(49,738,005)
Net Position, beginning of year	4,811,828,908	4,861,566,913
Net Position, end of year	\$ 4,802,789,824	\$ 4,811,828,908

**HIGHWAYS DIVISION
DEPARTMENT OF TRANSPORTATION
STATE OF HAWAII**

Management's Discussion and Analysis - Unaudited

June 30, 2019

Total revenues increased by \$92 million or 20% from \$466 million in fiscal year 2018 to \$558 million in fiscal year 2019, due primarily to an increase in program revenues of \$76 million or 33%, and an increase in general revenues of \$16 million or 7%.

Program revenues, which comprise charges for services, as well as capital and operating grants, accounted for 55% and 49% of total revenues in fiscal years 2019 and 2018, respectively. The largest components of program revenues (82% for fiscal year 2019 and 75% for fiscal year 2018) resulted from capital and operating grants and contributions primarily from the Federal Highway Administration for the maintenance and construction of roads and other infrastructure. Capital and operating grants and contributions increased by \$78 million from \$173 million in fiscal year 2018 to \$251 million in fiscal year 2019 due primarily to grants and contributions received for the increased costs associated with the statewide highway maintenance programs.

General revenues, which consist of taxes, including state fuel taxes, vehicle weight taxes and penalties, and rental motor and tour vehicle surcharge taxes, as well as investment income, accounted for 45% and 51% of total revenues in fiscal years 2019 and 2018, respectively.

Total expenses increased by \$53 million or 10% from \$514 million in fiscal year 2018 to \$567 million in fiscal year 2019. This increase is due primarily to the increase in operations and maintenance expenses, which increased by \$42 million, and the increase in administration of Highways Division expenses, which increased by \$24 million, due to increased costs associated with the statewide highway maintenance programs.

The fiscal year 2019 decrease in net position was \$9 million. The fiscal year 2018 decrease in net position of \$50 million resulted from the decrease in net position before transfers of \$48 million and transfers of \$2 million.

FINANCIAL ANALYSIS OF THE HIGHWAYS DIVISION'S GOVERNMENTAL FUNDS

As noted earlier, the Highways Division uses fund accounting to ensure and demonstrate compliance with finance-related requirements.

The focus of the Highways Division's governmental funds is to provide information on near-term inflows, outflows, and balances of spendable resources. Such information is useful in assessing the Highways Division's financing requirements.

**HIGHWAYS DIVISION
DEPARTMENT OF TRANSPORTATION
STATE OF HAWAII**

Management's Discussion and Analysis - Unaudited

June 30, 2019

At June 30, 2019, the Highways Division's governmental funds reported combined ending fund balance of \$264 million, representing a decrease of \$39 million from the prior year. \$250 million of the fund balance is committed to indicate that amounts can only be used for specific purposes pursuant to formal action of the Legislature. \$14 million of the fund balance is restricted to indicate that amounts are restricted to specific purposes imposed by external parties.

At June 30, 2018, the Highways Division's governmental funds reported combined ending fund balance of \$303 million, representing a decrease of \$93 million from the prior year. \$247 million of the fund balance is committed to indicate that amounts can only be used for specific purposes pursuant to formal action of the Legislature. \$56 million of the fund balance is restricted to indicate that amounts are restricted to specific purposes imposed by external parties.

The SHF is the major operating fund of the Highways Division. The State imposes taxes, fees, and charges relating to the operation and use of motor vehicles on the public highways of the State. These funds are deposited into the SHF established under Section 248-8, Hawaii Revised Statutes (HRS). Monies deposited in the SHF are used for acquisition, planning, design, construction, operation, repair, and maintenance of the State Highway System.

The current taxes, fees, and charges deposited to the SHF consist of: (1) the highway fuel taxes; (2) the vehicle registration fees; (3) the vehicle weight tax; and (4) the rental motor vehicle and tour vehicle surcharge taxes. Together, these taxes, fees, and charges accounted for most of the receipts of the SHF. Other sources of revenues include interest earnings on monies previously credited to the SHF, vehicle weight tax penalties, certain rental income from State Highway System properties, passenger motor vehicle inspection charges, overweight permits, sales of surplus lands, commercial license fees, and other miscellaneous revenues.

At June 30, 2019 and 2018, the total fund balance of the SHF was \$250 million and \$247 million, respectively. SHF's fund balance increased by \$3 million in the current year compared to a \$6 million decrease in the prior year. The current year increase was mainly due to revenues over expenditures of \$73 million and net transfers out of \$70 million.

The Debt Service Fund (DSF) is used to track the revenue bond debt service for the Highways Division. Debt service requirements are primarily transferred from the SHF. The debt service expenditures were \$51 million and \$72 million for fiscal year 2019 and fiscal year 2018, respectively.

The Capital Projects Fund accounts for the Highways Division's capital improvements program. At June 30, 2019, the CPF had a total fund balance of \$14 million. The CPF fund balance decreased by \$41 million in fiscal year 2019 as compared to an \$87 million decrease in the prior year. The decrease in the current year fund balance was mainly due to expenditures over revenues of \$61 million offset by net transfers in of \$20 million.

**HIGHWAYS DIVISION
DEPARTMENT OF TRANSPORTATION
STATE OF HAWAII**

Management's Discussion and Analysis - Unaudited

June 30, 2019

STATE HIGHWAY FUND BUDGETARY HIGHLIGHTS

The final SHF budget had total revenues of \$280 million. The actual revenues on a budgetary basis were \$7 million or 3% more than the final budget, primarily due to higher than budgeted revenues for rental motor and tour vehicle surcharge taxes of \$3 million and other fees and penalties of \$4 million.

Expenditures on the budgetary actual basis were \$61 million or 20% lower than the final budgeted amounts. The majority of the difference was due to actual operations and maintenance expenditures being \$16 million lower than the final budget, and actual expenditures related to the administration of the Highways Division being \$44 million less than final budget. The lower than budgeted expenditures were primarily due to the deferral of several projects that had been budgeted for during the fiscal year and lower payroll expenditures due to staffing vacancies.

CAPITAL ASSET AND DEBT ADMINISTRATION

Capital Assets

The Highways Division's investment in capital assets as of June 30, 2019 amounted to \$5.0 billion, net of accumulated depreciation of \$6.2 billion. This investment in capital assets includes land and land improvements, buildings and building improvements, vehicles and equipment, infrastructure assets and construction in progress. Infrastructure assets consist of land, roadways, tunnels and bridges, and miscellaneous roadway components.

During fiscal year 2019, the Highways Division had bid openings for 9 projects, with contract amounts totaling approximately \$33 million. There were 4 projects on Oahu, 1 project on Maui, (includes Molokai and Lanai), 2 projects on Hawaii, and 2 statewide projects.

During fiscal year 2018, the Highways Division had bid openings for 20 projects, with contract amounts totaling approximately \$120 million. There were 10 projects on Oahu, 4 projects on Maui, (includes Molokai and Lanai), 2 projects on Hawaii, and 4 projects on Kauai.

Additional information on the Highways Division's capital assets can be found in Note 7 to the financial statements.

**HIGHWAYS DIVISION
DEPARTMENT OF TRANSPORTATION
STATE OF HAWAII**

Management's Discussion and Analysis - Unaudited

June 30, 2019

Long-Term Debt

As of June 30, 2019, outstanding State of Hawaii Highway Revenue Bonds amounted to \$379 million, compared to \$422 million as of June 30, 2018. These revenue bonds are payable solely from, and collateralized solely by, certain revenues held in the State Highway Fund. The proceeds of the revenue bonds are used to finance highway capital improvement projects and other related projects for the State Highways System.

<u>Series</u>	<u>Interest Rates</u>	<u>Final Maturity Date (July 1)</u>	<u>Original Amount of Issue</u>	<u>Outstanding Amount</u>
2005B	3.00-5.25%	2021	\$ 123,915,000	\$ 20,285,000
2008	4.00-5.25%	2029	125,175,000	6,115,000
2011	0.75-5.00%	2032	117,365,000	47,745,000
2014	0.40-5.00%	2034	163,680,000	110,495,000
2016	1.26-5.00%	2036	204,485,000	194,855,000
			<u>\$ 734,620,000</u>	<u>\$ 379,495,000</u>

On December 11, 2019, the Highways Division issued \$81,835,000 of State of Hawaii Revenue Bonds Series 2019A (the 2019A Bonds). The 2019A Bonds bear interest at rates ranging from 3.0% to 5.0% and mature in annual installments through 2040. These bonds were issued at a premium of \$18,660,847. The 2019A Bonds maturing on and before January 1, 2029 are not subject to redemption prior to their respective maturity dates. The 2019A Bonds maturing on or after January 1, 2030 are subject to redemption prior to their respective maturity dates at the option of the State at 100% plus accrued interest.

The Highways Division's revenue bond rating by Moody's Investors Service, Inc., Standard & Poor's Corporation, and Fitch IBCA, Inc. are "Aa1," "AA+," and "AA," respectively.

Generally, a rating agency bases its rating on the information and materials furnished to it and on investigations, studies, and assumptions of its own. There is no assurance that such ratings will continue for any given period of time or that such ratings will not be revised downward, suspended, or withdrawn entirely by the rating agencies if, in the judgment of such rating agencies, circumstances so warrant. The State undertakes no responsibility to oppose any such revision, suspension, or withdrawal.

See Notes 9 and 10 to the financial statements for additional information on the State of Hawaii Highway Revenue Bonds.

**HIGHWAYS DIVISION
DEPARTMENT OF TRANSPORTATION
STATE OF HAWAII**

Management's Discussion and Analysis - Unaudited

June 30, 2019

The Highways Division entered into an equipment lease purchase agreement to fund the acquisition and installation of energy conservation measures at selected Highways Division locations. Lease payments commenced on August 1, 2017 and will continue through August 1, 2031 at an interest rate of 2.63%. See Note 14 to the financial statements for further information on this capital lease obligation, which amounted to \$58 million and \$60 million at June 30, 2019 and 2018, respectively.

Additional information on the Highways Division's other long-term liabilities can be found in Note 9 to the financial statements.

REQUEST FOR INFORMATION

This financial report is designed to provide a general overview of the Highways Division's finances for all interested parties. Questions concerning any of the information provided in this report or requests for additional information should be addressed to Administrative Services Officer, State of Hawaii, Department of Transportation, Highways Division, 869 Punchbowl Street, Honolulu, Hawaii, 96813.

**HIGHWAYS DIVISION
DEPARTMENT OF TRANSPORTATION
STATE OF HAWAII**

Governmental Activities

Statement of Net Position

June 30, 2019

Assets:	
Cash and cash equivalents	\$ 273,795,265
Receivables, net:	
Due from U.S. government	29,367,869
Due from city and counties	10,244,126
Due from State of Hawaii	360,749
Other receivables	99,455
Restricted cash and cash equivalents:	
Capital projects	29,889,785
Revenue bond debt service	16,646,544
Security deposits	8,293,984
Other assets	821,509
Capital assets, net of accumulated depreciation	5,030,423,739
Total assets	<u>5,399,943,025</u>
Deferred Outflows of Resources:	
Deferred charge on refunding, net	<u>9,358,188</u>
Liabilities:	
Accounts payable	37,744,291
Accrued payroll	5,479,261
Accrued interest payable	1,536,523
Contracts payable:	
Current portion	30,330,813
Retainage payable	6,976,549
Payable from restricted assets:	
Revenue bonds - due within one year	7,730,000
Interest payable	8,916,544
Security deposits	8,293,984
Long-term liabilities:	
Due within one year:	
Accrued vacation payable	4,085,958
Workers' compensation payable	1,776,378
Capital lease obligation	2,254,406
Revenue bonds payable	22,115,000
Due after one year:	
Accrued vacation payable	8,589,795
Workers' compensation payable	5,105,780
Capital lease obligation	56,003,183
Revenue bonds payable	399,572,924
Total liabilities	<u>606,511,389</u>
Net Position:	
Net investment in capital assets	4,546,247,419
Restricted for capital projects activity	28,061,662
Unrestricted	228,480,743
Total net position	<u>\$ 4,802,789,824</u>

See accompanying notes financial statements.

**HIGHWAYS DIVISION
DEPARTMENT OF TRANSPORTATION
STATE OF HAWAII**

Governmental Activities

Statement of Activities

Year Ended June 30, 2019

Expenses:

Operations and maintenance:	
Oahu highways and services	\$ 79,319,070
Kauai highways and services	44,291,654
Hawaii highways and services	32,466,822
Maui highways and services	11,478,016
Molokai highways and services	5,593,574
Lanai highways and services	332,189
Pass through for County highways and services	28,355,567
Depreciation expense	204,844,826
Repairs and maintenance	62,380,253
Administration of Highways Division	54,268,113
Motor Vehicle Safety Office	16,931,082
Interest expense	14,929,035
Surcharge on gross receipts	11,712,761
	<hr/>
Total expenses	566,902,962

Program Revenues:

Capital grants and contributions	155,803,401
Operating grants and contributions	95,558,522
Charges for services:	
Vehicle registration fees	45,871,563
Other fees and permits	3,197,836
Penalties and fines	4,680,247
Rentals	1,113,455
	<hr/>
Total program revenues	306,225,024
	<hr/>
Net program expenses	(260,677,938)

General Revenues:

Taxes:	
Vehicle weight taxes and penalties	83,477,496
State fuel taxes	83,138,227
Rental motor and tour vehicle surcharge taxes	57,991,335
Investment income	2,771,892
Other revenues	24,259,904
	<hr/>
Total general revenues	251,638,854
	<hr/>
Change in net position	(9,039,084)

Net Position:

Beginning of year	4,811,828,908
	<hr/>
End of year	\$ 4,802,789,824
	<hr/> <hr/>

See accompanying notes to financial statements.

**HIGHWAYS DIVISION
DEPARTMENT OF TRANSPORTATION
STATE OF HAWAII**

Governmental Funds

Balance Sheet

June 30, 2019

	<u>State Highway Fund</u>	<u>Debt Service Fund</u>	<u>Capital Projects Fund</u>	<u>Total</u>
Assets:				
Cash and cash equivalents	\$ 213,151,870	\$ -	\$ 60,643,395	\$ 273,795,265
Receivables:				
Due from capital projects fund	56,521,226	-	-	56,521,226
Due from U.S. government	5,436,241	-	23,931,628	29,367,869
Due from city and counties	10,236,261	-	7,865	10,244,126
Due from State of Hawaii	360,749	-	-	360,749
Other receivables	99,455	-	-	99,455
Restricted cash and cash equivalents:				
Capital projects	-	-	29,889,785	29,889,785
Revenue bond debt service	-	16,646,544	-	16,646,544
Security deposits	8,293,984	-	-	8,293,984
Other assets	821,509	-	-	821,509
Total assets	<u>\$ 294,921,295</u>	<u>\$ 16,646,544</u>	<u>\$ 114,472,673</u>	<u>\$ 426,040,512</u>

See accompanying notes to financial statements.

(Continued)

**HIGHWAYS DIVISION
DEPARTMENT OF TRANSPORTATION
STATE OF HAWAII**

Governmental Funds

Balance Sheet (Continued)

June 30, 2019

	<u>State Highway Fund</u>	<u>Debt Service Fund</u>	<u>Capital Projects Fund</u>	<u>Total</u>
Liabilities:				
Accounts payable	\$ 18,392,401	\$ -	\$ 19,351,890	\$ 37,744,291
Accrued payroll	5,479,261	-	-	5,479,261
Contracts payable:				
Current portion	7,891,821	-	22,438,992	30,330,813
Retainage payable	5,288,651	-	1,687,898	6,976,549
Payable from restricted assets:				
Revenue bond debt service	-	16,646,544	-	16,646,544
Security deposits	8,293,984	-	-	8,293,984
Due to State Highway Fund	-	-	56,521,226	56,521,226
Total liabilities	<u>45,346,118</u>	<u>16,646,544</u>	<u>100,000,006</u>	<u>161,992,668</u>
Fund Balances:				
Restricted - Capital Projects Fund	-	-	14,472,667	14,472,667
Committed - State Highway Fund	<u>249,575,177</u>	-	-	<u>249,575,177</u>
Total fund balances	<u>249,575,177</u>	-	<u>14,472,667</u>	<u>264,047,844</u>
Total liabilities and fund balances	<u>\$ 294,921,295</u>	<u>\$ 16,646,544</u>	<u>\$ 114,472,673</u>	<u>\$ 426,040,512</u>

See accompanying notes to financial statements.

**HIGHWAYS DIVISION
DEPARTMENT OF TRANSPORTATION
STATE OF HAWAII**

Reconciliation of the Governmental Funds Balance Sheet to the Statement of Net Position

June 30, 2019

Total fund balances - governmental funds		\$ 264,047,844
Amounts reported for governmental activities in the statement of net position are different because:		
Capital assets used in governmental activities are not financial resources and therefore are not reported in the governmental funds financial statements. These assets consist of:		
Governmental capital assets	\$ 11,233,867,820	
Less accumulated depreciation	<u>(6,203,444,081)</u>	
		5,030,423,739
Accrued interest payable is not recognized in governmental funds		(1,536,523)
Deferred charges on refunding are recorded as expenditures in governmental funds financial statements when the corresponding debt is first issued. However, in government-wide financial statements, such amounts are recorded as a deferred outflow of resources and amortized over the life of the related bonds.		
		9,358,188
Long-term liabilities are not due and payable in the current period and therefore are not reported in the governmental funds financial statements:		
Revenue bonds payable	(421,687,924)	
Capital lease obligation	(58,257,589)	
Accrued vacation payable	(12,675,753)	
Workers' compensation payable	<u>(6,882,158)</u>	
		<u>(499,503,424)</u>
Net position of governmental activities		<u><u>\$ 4,802,789,824</u></u>

See accompanying notes to financial statements.

**HIGHWAYS DIVISION
DEPARTMENT OF TRANSPORTATION
STATE OF HAWAII**

Governmental Funds

Statement of Revenues, Expenditures, and Changes in Fund Balances

Year Ended June 30, 2019

	<u>State Highway Fund</u>	<u>Debt Service Fund</u>	<u>Capital Projects Fund</u>	<u>Total</u>
Revenues:				
Charges for services:				
Vehicle registration fees	\$ 45,871,563	\$ -	\$ -	\$ 45,871,563
Other fees and permits	3,197,836	-	-	3,197,836
Penalties and fines	4,680,247	-	-	4,680,247
Rentals	1,113,455	-	-	1,113,455
Capital grants and contributions	-	-	155,803,401	155,803,401
Operating grants and contributions	95,558,522	-	-	95,558,522
Taxes:				
Vehicle weights taxes and penalties	83,477,496	-	-	83,477,496
State fuel taxes	83,138,227	-	-	83,138,227
Rental motor and tour vehicle surcharge taxes	57,991,335	-	-	57,991,335
Investment income	2,771,892	-	-	2,771,892
Other revenues	23,692,530	-	567,374	24,259,904
Total revenues	<u>401,493,103</u>	<u>-</u>	<u>156,370,775</u>	<u>557,863,878</u>
Expenditures:				
Operations and maintenance:				
Oahu highways and services	93,157,064	-	-	93,157,064
Hawaii highways and services	53,558,287	-	-	53,558,287
Kauai highways and services	45,493,594	-	-	45,493,594
Maui highways and services	12,843,375	-	-	12,843,375
Molokai highways and services	5,595,828	-	-	5,595,828
Lanai highways and services	332,189	-	-	332,189
Pass through for County highways and services	28,355,567	-	-	28,355,567
Administration of Highways Division	60,399,310	-	-	60,399,310
Motor Vehicle Safety Office	16,931,082	-	-	16,931,082
Surcharge on gross receipts	11,712,761	-	-	11,712,761
Capital outlay	-	-	217,461,138	217,461,138
Debt service:				
Principal payments	-	30,944,121	-	30,944,121
Interest expense	-	19,859,375	-	19,859,375
Total expenditures	<u>328,379,057</u>	<u>50,803,496</u>	<u>217,461,138</u>	<u>596,643,691</u>
Revenues over (under) expenditures, carried forward	<u>\$ 73,114,046</u>	<u>\$ (50,803,496)</u>	<u>\$ (61,090,363)</u>	<u>\$ (38,779,813)</u>

See accompanying notes to financial statements.

(Continued)

**HIGHWAYS DIVISION
DEPARTMENT OF TRANSPORTATION
STATE OF HAWAII**

Governmental Funds

Statement of Revenues, Expenditures, and Changes in Fund Balances (Continued)

Year Ended June 30, 2019

	<u>State Highway Fund</u>	<u>Debt Service Fund</u>	<u>Capital Projects Fund</u>	<u>Total</u>
Revenues over (under) expenditures, brought forward	\$ 73,114,046	\$ (50,803,496)	\$ (61,090,363)	\$ (38,779,813)
Other Financing Sources (Uses):				
Transfers in	-	50,803,496	19,643,169	70,446,665
Transfers out	<u>(70,446,665)</u>	<u>-</u>	<u>-</u>	<u>(70,446,665)</u>
Total other financing sources (uses)	<u>(70,446,665)</u>	<u>50,803,496</u>	<u>19,643,169</u>	<u>-</u>
Net change in fund balances	2,667,381	-	(41,447,194)	(38,779,813)
Fund Balances:				
Beginning of year	<u>246,907,796</u>	<u>-</u>	<u>55,919,861</u>	<u>302,827,657</u>
End of year	<u>\$ 249,575,177</u>	<u>\$ -</u>	<u>\$ 14,472,667</u>	<u>\$ 264,047,844</u>

See accompanying notes to financial statements.

**HIGHWAYS DIVISION
DEPARTMENT OF TRANSPORTATION
HIGHWAYS DIVISION**

Reconciliation of the Governmental Funds Statement of Revenues, Expenditures,
and Changes in Fund Balances to the Statement of Activities

Year Ended June 30, 2019

Net change in fund balances - total governmental funds		\$ (38,779,813)
Amounts reported for governmental activities in the statement of activities are different because:		
Governmental funds report capital outlays as expenditures. However, in the statement of activities, the cost of those assets is allocated over their estimated useful lives and reported as depreciation expense:		
Expenditures for capital assets	\$ 208,079,738	
Net loss of disposal of capital assets	(8,322,574)	
Less current fiscal year depreciation	<u>(204,844,826)</u>	(5,087,662)
Repayment of long-term debt and capital lease is reported as expenditures in the governmental funds financial statements, but the repayment reduces long-term liabilities in the government-wide financial statements:		
Bond principal repayment	42,735,000	
Capital lease obligation	1,984,121	
Change in debt service liability recognized in debt service fund	<u>(13,775,000)</u>	30,944,121
Governmental funds report the effect of original issue premium and deferred charge on refunding when the corresponding debt is first issued, whereas the amounts are amortized to expense over the remaining life of the related bond in the government-wide financial statements:		
Amortization of bond premiums	6,484,659	
Amortization of deferred charge on refunding	<u>(1,605,947)</u>	4,878,712
Other revenues and expenditures in the government-wide financial statements do not provide or use current financial resources and therefore are not reported as revenues and expenditures in governmental funds financial statements.		
		<u>(994,442)</u>
Change in net position - governmental activities		<u><u>\$ (9,039,084)</u></u>

See accompanying notes to financial statements.

**HIGHWAYS DIVISION
DEPARTMENT OF TRANSPORTATION
STATE OF HAWAII**

State Highway Fund

Statement of Revenues and Expenditures - Budget and Actual (Non-GAAP Budgetary Basis)

Year Ended June 30, 2019

	<u>Original</u>	<u>Final</u>	<u>Actual on Budgetary Basis</u>	<u>Variance with Final Budget Positive (Negative)</u>
Revenues:				
State fuel taxes	\$ 83,654,724	\$ 83,654,724	\$ 83,138,227	\$ (516,497)
Vehicle weight taxes	83,561,170	83,561,170	84,064,866	503,696
Rental motor and tour vehicle surcharge taxes	55,118,253	55,118,253	57,991,335	2,873,082
Vehicle registration fees	46,392,992	46,392,992	46,248,553	(144,439)
Investment income	2,313,856	2,313,856	2,756,308	442,452
Other fees and penalties	9,217,094	9,217,094	13,483,376	4,266,282
Total revenues	<u>280,258,089</u>	<u>280,258,089</u>	<u>287,682,665</u>	<u>7,424,576</u>
Expenditures:				
Operations and maintenance:				
Oahu highways and services	71,280,272	83,330,740	78,481,665	4,849,075
Hawaii highways and services	15,166,307	16,721,120	11,250,465	5,470,655
Maui highways and services	13,993,841	14,729,837	11,567,505	3,162,332
Kauai highways and services	7,331,597	8,764,233	6,450,987	2,313,246
Molokai highways and services	1,675,786	1,983,604	1,575,416	408,188
Lanai highways and services	426,442	517,521	350,410	167,111
Administration of Highways Division including debt service	169,795,412	155,429,337	111,526,275	43,903,062
Surcharge on gross receipts	11,451,134	11,828,981	11,770,870	58,111
Motor Vehicle Safety Office	9,325,231	9,431,280	8,940,964	490,316
Total expenditures	<u>300,446,022</u>	<u>302,736,653</u>	<u>241,914,557</u>	<u>60,822,096</u>
Revenues over (under) expenditures and other uses	<u>\$ (20,187,933)</u>	<u>\$ (22,478,564)</u>	<u>\$ 45,768,108</u>	<u>\$ 68,246,672</u>

See accompanying notes to financial statements.

**HIGHWAYS DIVISION
DEPARTMENT OF TRANSPORTATION
STATE OF HAWAII**

Agency Fund

Statement of Fiduciary Net Position

June 30, 2019

Asset:

Cash and cash equivalents	\$ 714,411
Total asset	<u>\$ 714,411</u>

Liability:

Due to others	\$ 714,411
Total liability	<u>\$ 714,411</u>

See accompanying notes to financial statements.

**HIGHWAYS DIVISION
DEPARTMENT OF TRANSPORTATION
STATE OF HAWAII**

Notes to Financial Statements

June 30, 2019

(1) Financial Reporting Entity

Act 1, Session Laws of Hawaii (SLH), Second Special Session 1959, the Hawaii State Government Reorganization Act of 1959 (the Act), established the Department of Transportation (the Department) whose function is to establish, maintain, and operate transportation facilities of the State of Hawaii (the State), including highways, airports, harbors and such other transportation facilities and activities as may be authorized by law. The Department's activities are carried out through three primary operating divisions: Airports, Harbors, and Highways (the Highways Division). Through the Highways Division, the Department has general supervision of the management and maintenance of the State Highways System and the location, design, and construction of new highways and facilities. The Highways Division provides supervision to assure completion of State highway contracts in accordance with plans and specifications.

Taxes, fees, and charges authorized and collected relating to the operation and use of motor vehicles on public highways of the State are deposited into the State Highway Fund, and expenditures for purposes of the Act are made from the State Highway Fund.

The State Highway Fund also includes the Motor Vehicle Safety Office (MVSO). The MVSO was originally established as the Highway Safety Coordinator's Office to implement the 1967 Hawaii Highway Safety Act. It was reorganized by the 1977 State Legislature to encompass the additional duty of the safety of operations of heavy motor vehicles. The MVSO is assigned as a staff office under the Highways Division.

The accompanying financial statements present only the activities of the Highways Division and are not intended to present fairly the financial position of the governmental activities and the respective major funds of the State, and the respective changes in financial position and the respective budgetary comparison for the year then ended in conformity with accounting principles generally accepted in the United States of America (GAAP).

(2) Significant Accounting Policies

Basis of Presentation

The Highways Division's financial statements are prepared in conformity with GAAP. The Governmental Accounting Standards Board (the GASB) is the accepted standard-setting body for establishing accounting and financial reporting principles.

Governmental Funds Financial Statements

The accounts of the Highways Division are organized on the basis of funds, each of which is considered a separate accounting entity. The operations of each fund are accounted for with a separate set of self-balancing accounts that comprise its assets, liabilities, fund equity, revenues,

**HIGHWAYS DIVISION
DEPARTMENT OF TRANSPORTATION
STATE OF HAWAII**

Notes to Financial Statements

June 30, 2019

and expenditures. Government resources are allocated to and accounted for in individual funds based upon the purposes for which they are to be spent and the means by which spending activities are controlled. For financial reporting purposes, the Highways Division includes all funds that are controlled by or dependent on the Highways Division's administrative head. Control by or dependence on the Division was determined on the basis of statutory authority and monies flowing through the Highways Division to each fund or account.

Governmental funds are reported using the current financial resources measurement focus and the modified accrual basis of accounting. Under this method, revenues are recognized when measurable and available. The Highways Division considers all revenues reported in the governmental funds to be available if the revenues are collected within 90 days after year-end. Revenues susceptible to accrual include federal grants and tax and fee revenues. Expenditures are recorded when the related fund liability is incurred, except for principal and interest on general long-term debt, claims and judgments, and compensated absences, which are recognized as expenditures when payment is due. General capital asset acquisitions are reported as expenditures in governmental funds. Proceeds of general long-term debt are reported as other financing sources.

A description of the funds administered by the Highways Division are included in the governmental funds financial statements follows:

State Highway Fund – The State Highway Fund generally accounts for revenues and expenditures for highway operations, maintenance, and administration.

The State Highway Fund is a special revenue fund of the State established by Section 248-8, Hawaii Revised Statutes (HRS). All fuel taxes collected under Section 243-4, HRS except county fuel taxes, aviation fuel taxes, and taxes on fuel sold for use by small boats are deposited in the State Highway Fund.

Section 248-9, HRS provides that monies in the State Highway Fund shall be expendable by the Department of Transportation for the design, construction, reconstruction, repair and maintenance, and for acquisition of rights-of-way for public highways included in the State Highway Fund established under Section 264-41, HRS.

Debt Service Fund – The Debt Service Fund accounts for the Highways Division's financial resources obtained and used for the payment of principal and interest on State of Hawaii Highway Revenue Bonds.

Capital Projects Fund – The Capital Projects Fund accounts for the Highways Division's construction projects and the related sources of financing.

The accompanying financial statements include highway projects authorized by legislative acts through June 30, 2019.

**HIGHWAYS DIVISION
DEPARTMENT OF TRANSPORTATION
STATE OF HAWAII**

Notes to Financial Statements

June 30, 2019

GASB Statement No. 54, *Fund Balance Reporting and Governmental Fund Type Definitions*, provides guidance on classifying fund balances into specially defined classifications and clarifies definitions for governmental fund types.

Nonspendable – Balances that cannot be spent because they are either (a) not in spendable form or (b) legally or contractually required to be maintained intact.

Restricted – Balances that are restricted for specific purposes by external parties such as creditors, grantors or other governments.

Committed – Balances that can only be used for specific purposes pursuant to constraints imposed by formal action of the state legislature.

Assigned – Balances that are constrained by management to be used for specific purposes, but are neither restricted nor committed.

Unassigned – Residual balances that are not contained in the other classifications.

Government-Wide Financial Statements

The government-wide financial statements are reported using the economic resources measurement focus and the accrual basis of accounting. Revenues are recorded when earned and expenses are recorded when a liability is incurred, regardless of the timing of related cash flows.

Grants and similar items are recognized as revenue as soon as all eligibility requirements imposed by the provider have been met. The effect of interfund activity has been removed from these financial statements.

Statement of Net Position – The statement of net position includes all capital assets and long-term liabilities that are excluded from the governmental funds financial statements. The net position is reported in three categories: net investment in capital assets; restricted for capital projects activity; and unrestricted.

Statement of Activities – The statement of activities reports expenses and revenues in a format that focuses on the cost of the Highways Division's programs. Revenues are classified as either program revenues or general revenues. Program revenues include charges paid by users, as well as capital or operating grants. Revenues that are not classified as program revenues, including all taxes, are presented as general revenues.

**HIGHWAYS DIVISION
DEPARTMENT OF TRANSPORTATION
STATE OF HAWAII**

Notes to Financial Statements

June 30, 2019

Fiduciary Fund Financial Statement

The agency fund is used to account for assets held by the Highways Division on behalf of other departments of the State. Cash and cash equivalents reported in the agency fund statement of fiduciary net position consist of amounts held in State Treasury, including deposits received and held for others in the amount of \$714,411 at June 30, 2019.

Cash and Cash Equivalents

Cash and cash equivalents consist of amounts held in State Treasury as discussed in Note 4. The State's investments held in the State Treasury are reported at fair value within the fair value hierarchy established by GAAP.

Restricted Cash and Cash Equivalents

Restricted cash and cash equivalents consist of amounts held in State Treasury, the use of which is legally restricted. Restricted cash and cash equivalents accounts for the principal and interest amounts accumulated to make debt service payments on the Highways Division's revenue bonds, security deposits collected from third parties, and bond proceeds restricted for the construction of capital projects.

Fair Value Measurements

The Highways Division measures the fair value of assets and liabilities as the price that would be received to sell an asset or paid to transfer a liability in the principal or most advantageous market in an orderly transaction between market participants at the measurement date. The fair value hierarchy distinguishes between independent observable inputs and unobservable inputs used to measure fair value, as follows:

Level 1 - Quoted prices (unadjusted) in active markets for identical assets or liabilities.

Level 2 - Inputs other than quoted market prices included in Level 1 that are observable for an asset or liability, either directly or indirectly.

Level 3 - Unobservable inputs for an asset or liability reflecting the reporting entity's own assumptions. Level 3 inputs are used to measure fair value to the extent that observable Level 1 or 2 inputs are not available.

**HIGHWAYS DIVISION
DEPARTMENT OF TRANSPORTATION
STATE OF HAWAII**

Notes to Financial Statements

June 30, 2019

Receivables

Receivables are reported at their gross value when earned and are reduced by the estimated portion that is expected to be uncollectible. The allowance for uncollectible accounts is based on collection history and current information regarding the credit worthiness of the tenants and others doing business with the Highways Division. When continued collection activity results in receipt of amounts previously written off, revenue is recognized for the amount collected.

Capital Assets

Capital assets, which include land and land improvements, buildings and improvements, vehicles and equipment, infrastructure (i.e., roads, bridges, tunnels), and construction in progress, are reported in the government-wide statement of net position. Such assets are recorded at cost or at estimated fair market value at the date of donation. Capital outlays are recorded as expenditures of the State Highway Fund or Capital Projects Fund in the governmental funds and as assets in the government-wide statement of net position to the extent the capitalization threshold is met.

Capital assets are depreciated by the straight-line method over their useful lives estimated by management as follows:

<u>Class of Assets</u>	<u>Estimated Useful Life</u>	<u>Capitalization Threshold</u>
Land improvements	15 years	\$ 100,000
Buildings	30 years	\$ 100,000
Building improvements	30 years	\$ 100,000
Vehicles and equipment	5 to 7 years	\$ 5,000
Infrastructure	28 to 75 years	\$ 100,000

Disposals of assets are recorded by removing the costs and related accumulated depreciation from the accounts with the resulting gain or loss recorded in operations.

Repairs and maintenance, and minor replacements, renewals, and betterments are charged against operations. Major replacements, renewals, and betterments are capitalized.

**HIGHWAYS DIVISION
DEPARTMENT OF TRANSPORTATION
STATE OF HAWAII**

Notes to Financial Statements

June 30, 2019

Deferred Outflows of Resources and Deferred Inflows of Resources

Deferred outflows of resources is a consumption of net position by a government that is applicable to a future reporting period and deferred inflows of resources is an acquisition of net position by a government that is applicable to a future reporting period. Both deferred outflows of resources and deferred inflows of resources are reported in the statement of net position, but are not recognized in the financial statements as revenues and expenses until the period(s) to which they relate. Deferred outflows of resources of the Highways Division is the deferred charge of refunding. The Highways Division does not currently have any deferred inflows of resources.

Long-Term Obligations

In the government-wide financial statements, long-term debt and other long-term obligations are reported as liabilities. Bond premiums are deferred and amortized over the life of the bonds using the effective interest method.

In the governmental funds financial statements, bond premiums are recognized when received. The face amount of debt and any related premium are reported as other financing sources.

Bond Issuance Costs

Costs relating to the issuance of bonds are expensed as incurred in the accompanying financial statements.

Refunding of Debt

The difference between the reacquisition price of issued bonds and the net carrying amount of the old debt is deferred and amortized as a component of interest expense in a systematic and rational manner over the remaining life of the old debt or the life of the new debt, whichever is shorter. The deferred charge on refunding, net amounted to \$9,358,188 at June 30, 2019, and is reported as deferred outflows of resources in the statement of net position.

Compensated Absences

It is the Highways Division's policy to permit employees to accumulate earned but unused vacation and sick leave benefits. There is no liability for unpaid accumulated sick leave since sick leave is not convertible to pay upon termination of employment. All vacation pay is accrued when incurred in the accompanying financial statements.

**HIGHWAYS DIVISION
DEPARTMENT OF TRANSPORTATION
STATE OF HAWAII**

Notes to Financial Statements

June 30, 2019

Employees' Retirement System

The Highways Division's contributions to the Employees' Retirement System of the State of Hawaii (the ERS) are based on the current contribution rate determined by the State Department of Budget and Finance. The Highways Division's policy is to fund its required contribution each pay period.

Risk Management

The Highways Division is exposed to various risks of loss from torts; theft of, damage to, or destruction of assets; errors or omissions; natural disasters; and injuries to employees. The State is self-insured for workers' compensation as discussed in Note 16. Liabilities related to these losses are reported when it is probable that the losses have occurred and the amount of those losses can be reasonably estimated.

Intrafund and Interfund Transactions

Significant transfers of financial resources between activities included within the same fund are offset within that fund. Transfers of revenues from funds authorized to receive them to funds authorized to expend them have been recorded as transfers in the financial statements.

Use of Estimates

The preparation of financial statements in conformity with GAAP requires management to make estimates and assumptions that affect the reported amounts of assets and liabilities and disclosure of contingent assets and liabilities at the date of the financial statements, and the reported amounts of revenues and expenses during the reporting period. Actual results could differ from those estimates.

Recently Issued Accounting Pronouncements

GASB Statement No. 84

The GASB issued Statement No. 84, *Fiduciary Activities*. The objective of this statement is to improve guidance regarding the identification of fiduciary activities for accounting and financial reporting purposes and how those activities should be reported. The requirements of this statement are effective for reporting periods beginning after December 15, 2019. The Highways Division is currently evaluating the impact that this statement will have on its financial statements.

**HIGHWAYS DIVISION
DEPARTMENT OF TRANSPORTATION
STATE OF HAWAII**

Notes to Financial Statements

June 30, 2019

GASB Statement No. 87

The GASB issued Statement No. 87, *Leases*. The objective of this statement is to improve accounting and financial reporting for leases by governments. This statement requires recognition of certain lease assets and liabilities for leases that previously were classified as operating leases and recognized as inflows of resources or outflows of resources based on the payment provisions of the lease agreements. The requirements of this statement are effective for reporting periods beginning after June 15, 2021. The Highways Division is currently evaluating the impact that this statement will have on its financial statements.

(3) Budget and Budgetary Accounting

State Highway Fund

In the statement of revenues and expenditures - budget and actual (non-GAAP budgetary basis) for the State Highway Fund, amounts reflected as original and amended budgeted revenues are the official estimates as compiled by the Highways Division's management and the State Department of Budget and Finance at the time of budget consideration and adoption by the State Legislature. Revenue received from federal grants-in-aid is not included in the statement of revenues and expenditures - budget and actual (non-GAAP budgetary basis) for the State Highway Fund since such grants are normally reimbursements of costs incurred on approved projects.

In the case of expenditures, the original and amended budgeted amounts reflected on the statement of revenues and expenditures - budget and actual (non-GAAP budgetary basis) for the State Highway Fund are derived primarily from acts of the State Legislature and from other authorizations contained in other specific appropriation acts in various Session Laws of Hawaii.

Allotments are made and expenditures are controlled at the program level for the State Highway Fund. Allotments for the State Highway Fund lapse at year-end.

**HIGHWAYS DIVISION
DEPARTMENT OF TRANSPORTATION
STATE OF HAWAII**

Notes to Financial Statements

June 30, 2019

The table below reconciles the revenues over expenditures and other uses shown on the statement of revenues and expenditures - budget and actual (non-GAAP budgetary basis) for the State Highway Fund to the revenues over expenditures, before other financing uses, on a GAAP basis shown on the statement of revenues, expenditures and changes in fund balances for the State Highway Fund. The expenditures shown on the statement of revenues and expenditures - budget and actual (non-GAAP budgetary basis) are based on the budgetary allotted expenditures while the expenditures shown on the statement of revenues, expenditures and changes in fund balance are based on GAAP. Therefore, significant difference may exist between these two basis.

Revenues over expenditures and other uses,	
non-GAAP budgetary basis	\$ 45,768,108
Federal grants in aid - not included in budgeted revenues but included in GAAP basis revenues	95,558,522
Miscellaneous differences in revenues based on budgetary basis and GAAP basis	18,251,916
Pass through expenditures for county projects not included in allotted expenditures on budgetary basis but included in GAAP basis expenditures	(28,355,567)
Debt service payment budgeted as part of Administrative of Highways Division, but not shown as an expenditures in State Highway Fund	50,803,496
Differences in operations and maintenance expenses between allotted expenditures on budgetary basis and expenditures on GAAP basis	(101,303,889)
Differences in Highways Division administrative expenditures between allotted expenditures on budgetary basis and expenditures on GAAP basis (less budgeted debt service payment)	323,469
Differences in Motor Vehicle Safety Office expenditures and gross receipts surcharge between allotted expenditures on budgetary basis and expenditures on GAAP basis	(7,932,009)
Revenues over expenditures, before other financing uses, GAAP basis	\$ 73,114,046

**HIGHWAYS DIVISION
DEPARTMENT OF TRANSPORTATION
STATE OF HAWAII**

Notes to Financial Statements

June 30, 2019

Capital Projects Fund

Excess Capital Projects Fund allotments lapse after completion of the project, which is generally two or three years subsequent to allotment.

(4) Cash and Cash Equivalents

Cash and cash equivalents at June 30, 2019, consisted of amounts held in State Treasury and are reflected in the accompanying financial statements at June 30, 2019 as follows:

	Governmental Activities	Agency Fund	Total
Cash and cash equivalents	\$ 273,795,265	\$ 714,411	\$ 274,509,676
Restricted cash and cash equivalents:			
Capital projects	29,889,785	-	29,889,785
Revenue bond debt service	16,646,544	-	16,646,544
Security deposits	8,293,984	-	8,293,984
Total cash and cash equivalents	\$ 328,625,578	\$ 714,411	\$ 329,339,989

Amounts Held in State Treasury

The Director of Finance of the State Department of Budget and Finance (B&F) is responsible for the safekeeping of all monies paid into the State Treasury. The Director of Finance pools and invests any monies of the State, which in the Director of Finance's judgment, are in excess of the amounts necessary for meeting the specific requirements of the State. Investment earnings are allocated to the pool participants based upon their equity interest in the pooled monies. Legally authorized investments are listed in the Hawaii Revised Statutes.

Legally authorized investments include obligations of or guaranteed by the U.S. government, obligations of the State, federally-insured savings and checking accounts, time certificates of deposit, and repurchase agreements with federally-insured financial institutions.

At June 30, 2019, amounts held in State Treasury by the Highways Division totaled \$329,339,989. The amounts held in State Treasury reported in the accompanying statement of net position reflects the Highways Division's relative position in the State's investment pool based upon the average monthly investment balance of each participant in the investment pool.

**HIGHWAYS DIVISION
DEPARTMENT OF TRANSPORTATION
STATE OF HAWAII**

Notes to Financial Statements

June 30, 2019

Information relating to the cash and investments in State Treasury is determined on a statewide basis and not for individual departments or agencies. Information regarding the carrying amount and corresponding bank balances of the investment pool and collateralization of the investment pool balances is included in the comprehensive annual financial report (CAFR) of the State.

Cash and Cash Equivalents

The State maintains bank accounts for various purposes at locations throughout the State and the nation. Bank deposits for the State Treasury are under the custody of the Director of Finance. Cash and cash equivalents consist of cash, time certificates of deposit, and money market accounts. Cash and cash equivalents also include repurchase agreements and U.S. government securities with original maturities of three months or less.

Investments

The State holds investments both for its own benefit and as an agent for other parties. Further, the State pools all excess funds into an investment pool that is administered by B&F. The pool's investment options are limited to investments listed in the Hawaii Revised Statutes (HRS).

At the end of each year, B&F allocates the investment pool amount to each of the participants. The allocation is based on the average monthly investment balance of each participant in the investment pool.

The Hawaii Employer-Union Health Benefits Trust Fund (the EUTF) maintains a separate investment pool. The EUTF board is responsible for safekeeping these monies and has appointed an investment committee responsible for investing EUTF assets in compliance with HRS Sections 87A-24(2) and 88-119. Money is invested in accordance with the EUTF's investment policy.

**HIGHWAYS DIVISION
DEPARTMENT OF TRANSPORTATION
STATE OF HAWAII**

Notes to Financial Statements

June 30, 2019

The following table presents the fair value of the investments included in the State's investment pool at June 30, 2019 (amounts expressed in thousands):

	Reported Value	Fair Value Measurements Using		
		Quoted Prices in Active Markets (Level 1)	Significant Other Observable Inputs (Level 2)	Significant Unobservable Inputs (Level 3)
Primary government:				
Investments measured by fair value level:				
U.S. government securities	\$ 2,749,621	\$ 1,112,238	\$ 1,637,383	\$ -
Mutual funds	33,472	33,472	-	-
Commingled funds:				
Domestic equity	8,845	8,845	-	-
International equity	7,102	7,102	-	-
	<u>2,799,040</u>	<u>\$ 1,161,657</u>	<u>\$ 1,637,383</u>	<u>\$ -</u>
Investments measured at amortized cost:				
Certificates of deposit	964,234			
Investments at net asset value (NAV):				
Alternative investments	<u>6,598</u>			
Total investments	<u>\$ 3,769,872</u>			
Fiduciary funds:				
Investments by fair value level:				
Equity securities	\$ 458,650	\$ 458,650	\$ -	\$ -
U.S. government securities	502,119	105,896	396,223	-
Mutual funds	96,493	96,493	-	-
Derivatives	(298)	-	(298)	-
	<u>1,056,964</u>	<u>\$ 661,039</u>	<u>\$ 395,925</u>	<u>\$ -</u>
Investments at net asset value (NAV):				
Commingled funds:				
Domestic equity	688,146			
International equity	606,617			
Domestic core fixed income	90,368			
Domestic inflation-linked fixed income	240,801			
Real estate	313,905			
Alternative investments	<u>297,517</u>			
Total investments at fair value	3,294,318			
Investments measured at amortized cost:				
Certificates of deposit	<u>91,806</u>			
Total investments	<u>\$ 3,386,124</u>			
Invested securities lending collateral at NAV:				
Money market fund	<u>\$ 25,872</u>			

**HIGHWAYS DIVISION
DEPARTMENT OF TRANSPORTATION
STATE OF HAWAII**

Notes to Financial Statements

June 30, 2019

Cash and Cash Equivalents, Certificates of Deposit, and Repurchase Agreements

The State considers all cash and investments with original maturities of three months or less to be cash equivalents. The carrying amounts for cash equivalents, certificates of deposit, and repurchase agreements are measured at amortized cost.

Debt Securities; Equity Securities; Mutual Funds; Commingled Funds, Real Estate, and Alternative Investments; and Money Market Funds

The following methods and assumptions were used by the State in estimating the fair value of its financial instruments:

Debt securities – Debt securities held by the State consist of U.S. government obligations including U.S. Treasury bills and U.S. Treasury notes and bonds. The fair value of these investments are based on quoted prices in active markets or other observable inputs, including pricing matrices. These investments are categorized in either Level 1 or 2 of the fair value hierarchy.

Mutual funds – The mutual funds held by the State are open-ended mutual funds that are registered with the Securities Exchange Commission (SEC). The fair value of these mutual funds are valued at the daily closing price as reported by the fund. These funds are required to publish their daily NAV and to transact at that price. These investments are categorized in Level 1 of the fair value hierarchy.

Equity securities – Equity securities held by the State are valued at the closing price reported on the active market on which the individual securities are traded. These investments are categorized as Level 1 of the fair value hierarchy.

Commingled funds, real estate, and alternative investments – Investments in commingled funds, real estate, and alternative investments are valued at the NAV of the investment vehicles. The NAV is based on the fair value of the underlying assets held by the fund less its liabilities.

Money market funds – Investments in money market funds are valued at the NAV of the custodian bank liquid asset portfolio. NAV is based on the fair value of the underlying assets held by the fund less its liabilities.

The preceding measurements described may produce a fair value calculation that may not be indicative of net realizable value or reflective of future fair values. The market volatility of equity-based investments is expected to substantially impact the value of such investments at any given time. It is likely that the State's investments have fluctuated since June 30, 2019.

**HIGHWAYS DIVISION
DEPARTMENT OF TRANSPORTATION
STATE OF HAWAII**

Notes to Financial Statements

June 30, 2019

The following table presents the State's investments by maturity period at June 30, 2019 (amounts expressed in thousands):

	Reported Value	Maturity (in years)		
		Less than 1	1-5	More than 5
Primary government:				
Certificates of deposit	\$ 964,234	\$ 926,936	\$ 37,298	\$ -
U.S. government securities	2,749,621	1,494,928	1,254,693	-
	3,713,855	<u>\$ 2,421,864</u>	<u>\$ 1,291,991</u>	<u>\$ -</u>
Mutual funds	33,472			
Commingled funds	15,947			
Alternative investments	6,598			
	<u>\$ 3,769,872</u>			
Fiduciary funds:				
Certificates of deposit	\$ 91,806	\$ 88,255	\$ 3,551	\$ -
U.S. government securities	502,119	142,332	359,787	-
Derivatives	(298)	-	(298)	-
	593,627	<u>\$ 230,587</u>	<u>\$ 363,040</u>	<u>\$ -</u>
Equity securities	458,650			
Mutual funds	96,493			
Commingled funds	1,625,932			
Real estate	313,905			
Alternative investments	297,517			
Total investments	<u>\$ 3,386,124</u>			

**HIGHWAYS DIVISION
DEPARTMENT OF TRANSPORTATION
STATE OF HAWAII**

Notes to Financial Statements

June 30, 2019

Interest Rate Risk

As a means of limiting its exposure to fair value losses arising from rising interest rates, the State's investment policy generally limits maturities on investments to not more than five years from the date of investment.

Credit Risk

The State's general investment policy limits investments in state and U.S. Treasury securities, time certificates of deposit, U.S. government or agency obligations, repurchase agreements, commercial paper, banker's acceptances, and money market funds maintaining a Triple-A rating.

Custodial Risk

For an investment, custodial risk is the risk that, in the event of the failure of the counterparty, the State will not be able to recover the value of its investments or collateral securities that are in the possession of an outside party. The State's investments are held at broker/dealer firms, which are protected by the Securities Investor Protection Corporation (SIPC) up to a maximum amount. Excess SIPC coverage is provided by the firms' insurance policies. In addition, the State requires the institutions to set aside in safekeeping certain types of securities to collateralize repurchase agreements. The State monitors the market value of these securities and obtains additional collateral when appropriate.

Concentration of Credit Risk

The State's policy provides guidelines for portfolio diversification by placing limits on the amount the State may invest in any one issuer, types of investment instruments, and position limits per issue of an investment instrument.

Foreign Currency Risk

Foreign currency risk is the risk that changes in exchange rates will adversely impact the fair value of an investment. The asset allocation and investment policy allows for active and passive investments in international securities. The foreign currency risk exposure to the State arises from the international equity investment holdings, including commingled funds, common stocks, and exchange traded funds.

**HIGHWAYS DIVISION
DEPARTMENT OF TRANSPORTATION
STATE OF HAWAII**

Notes to Financial Statements

June 30, 2019

(5) Tax and Fee Revenues

State Fuel Tax

The primary source of revenue for the State Highway Fund is the state tax on liquid (motor vehicle) fuel. For fiscal year 2019, the tax imposed on each gallon of fuel was as follows:

Gasoline	16 cents
Diesel fuel:	
Non-highway use	1 cents
Highway use	16 cents
Liquefied petroleum gas	5.2 cents

Vehicle Weight Tax and Penalties

The vehicle weight tax was 1.75 to 2.25 cents per pound of net vehicle weight, to a maximum of \$300 per vehicle.

Rental Motor and Tour Vehicle Surcharge Taxes

The rental motor vehicle surcharge tax was \$3 a day that a rental motor vehicle is rented or leased.

The tour vehicle surcharge tax was \$66 a month for tour vehicles categorized by the Public Utilities Commission as an over 25-passenger carrier vehicle and \$16 a month for tour vehicles categorized as an 8 to 25 passenger carrier vehicle.

Vehicle Registration and Motor Carrier Safety Inspection Fees

The vehicle registration fee was \$45 per vehicle, of which \$5 is earmarked for deposit into the Emergency Medical Services (EMS) special fund. During the year ended June 30, 2019 the Highways Division collected approximately \$5,798,000 on behalf of the EMS special fund.

The motor carrier safety inspection fee was \$1.50 per vehicle.

**HIGHWAYS DIVISION
DEPARTMENT OF TRANSPORTATION
STATE OF HAWAII**

Notes to Financial Statements

June 30, 2019

(6) Federal Grants-In-Aid

The Highways Division has projects in progress in which part of the funding is being provided by the Federal Highway Administration (FHWA) through grants-in-aid. Such projects are generally accounted for in the Capital Projects and State Highway Funds. At June 30, 2019, receivables totaling \$29,367,869 from the U.S. government are comprised of billed costs, pending reimbursement, as well as unbilled costs, which are eligible for reimbursement.

In addition, the MVSO has projects in progress in which part of the funding is being provided through federal grants-in-aid. The grants contain various compliance requirements, which must be met by the MVSO, including a matching of the grant amounts with state and local highway safety expenditures as defined in a formula. MVSO's matching requirement is met through the expenditures of the Division of Driver Education, The Judiciary, State of Hawaii. Cost reimbursement by the FHWA and National Highway Traffic Safety Administration (NHTSA) are subject to final audit by federal agencies. In addition, FHWA and NHTSA reserve the right to examine the Highways Division for economy, efficiency, and program results. The Highways Division's management believes that any federal aid received as of June 30, 2019 that might be required to be repaid to the FHWA or NHTSA based on federal audits would not be material to the financial position of the various funds of the Highways Division at June 30, 2019, or the results of operations of such funds for the year then ended.

**HIGHWAYS DIVISION
DEPARTMENT OF TRANSPORTATION
STATE OF HAWAII**

Notes to Financial Statements

June 30, 2019

(7) Capital Assets

Changes in capital assets during the year ended June 30, 2019 were as follows:

	Balance July 1, 2018	Additions	Deductions	Transfers	Balance June 30, 2019
Nondepreciable assets:					
Land	\$ 1,264,980,049	\$ 1,248,888	\$ (1,920)	\$ -	\$ 1,266,227,017
Construction in progress	418,842,879	197,891,962	(8,326,565)	(239,347,884)	369,060,392
Total nondepreciable assets	<u>1,683,822,928</u>	<u>199,140,850</u>	<u>(8,328,485)</u>	<u>(239,347,884)</u>	<u>1,635,287,409</u>
Depreciable assets:					
Land improvements	2,215,473	-	-	-	2,215,473
Buildings and improvements	52,103,367	-	-	6,099,933	58,203,300
Vehicles and equipment	84,072,411	8,938,888	(4,478,546)	-	88,532,753
Infrastructure	9,216,380,934	-	-	233,247,951	9,449,628,885
Total depreciable assets	9,354,772,185	8,938,888	(4,478,546)	239,347,884	9,598,580,411
Less accumulated depreciation	<u>(6,003,083,712)</u>	<u>(204,844,826)</u>	<u>4,484,457</u>	<u>-</u>	<u>(6,203,444,081)</u>
Total depreciable assets, net	<u>3,351,688,473</u>	<u>(195,905,938)</u>	<u>5,911</u>	<u>239,347,884</u>	<u>3,395,136,330</u>
Total capital assets, net	<u>\$ 5,035,511,401</u>	<u>\$ 3,234,912</u>	<u>\$ (8,322,574)</u>	<u>\$ -</u>	<u>\$ 5,030,423,739</u>

**HIGHWAYS DIVISION
DEPARTMENT OF TRANSPORTATION
STATE OF HAWAII**

Notes to Financial Statements

June 30, 2019

(8) Net Position

At June 30, 2019, net position consisted of the following:

Net investment in capital assets:

Net property, plant and equipment	\$ 5,030,423,739
Less: Revenue bonds payable	(421,687,924)
Add: Unspent revenue bond proceeds	29,889,785
Add: Deferred charge on refunding, net	9,358,188
Less: Capital lease obligation, net of unused proceeds and financed interest cost	(58,257,589)
Less: Capital-related accounts and contracts payable	<u>(43,478,780)</u>
Total net investment in capital assets	<u>4,546,247,419</u>

Restricted for capital projects activity:

Restricted for capital projects	14,472,667
Less: Unspent revenue bond proceeds	(29,889,785)
Add: Capital-related accounts and contracts payable	<u>43,478,780</u>
Total restricted for capital projects activity	<u>28,061,662</u>

Unrestricted

	<u>228,480,743</u>
Total net position	<u><u>\$ 4,802,789,824</u></u>

**HIGHWAYS DIVISION
DEPARTMENT OF TRANSPORTATION
STATE OF HAWAII**

Notes to Financial Statements

June 30, 2019

(9) General Long-Term Liabilities

Changes in general long-term liabilities during the year ended June 30, 2019 were as follows:

	<u>Balance June 30, 2018</u>	<u>Additions</u>	<u>Reductions</u>	<u>Balance June 30, 2019</u>	<u>Amount Due Within One Year</u>
Accrued vacation payable	\$ 12,600,774	\$ 5,398,559	\$ (5,323,580)	\$ 12,675,753	\$ 4,085,958
Workers' compensation payable (Note 16)	5,911,067	2,747,468	(1,776,377)	6,882,158	1,776,378
Capital lease obligation (Note 14)	60,241,710	-	(1,984,121)	58,257,589	2,254,406
Revenue bonds payable (Note 10)	422,230,000	-	(42,735,000)	379,495,000	29,845,000
Revenue bonds payable - unamortized premium (Note 10)	56,407,583	-	(6,484,659)	49,922,924	-
Total governmental activities long-term liabilities	<u>\$ 557,391,134</u>	<u>\$ 8,146,027</u>	<u>\$ (58,303,737)</u>	<u>\$ 507,233,424</u>	<u>\$ 37,961,742</u>

(10) Revenue Bonds

In 1993, the Director of the Department of Transportation issued the *Certificate of the Director of Transportation Providing for the Issuance of State of Hawaii Highway Revenue Bonds* (Certificate). Subsequent issues of revenue bonds were covered by supplemental certificates to the original 1993 Certificate.

**HIGHWAYS DIVISION
DEPARTMENT OF TRANSPORTATION
STATE OF HAWAII**

Notes to Financial Statements

June 30, 2019

These revenue bonds are payable solely from, and collateralized solely by, the revenues held in the State Highway Fund consisting primarily of highway fuel taxes, vehicle registration fees, vehicle weight taxes, rental motor vehicle and tour vehicle surcharge taxes, and interest earnings on monies previously credited to the State Highway Fund. The proceeds of the revenue bonds are used to finance certain highway capital improvement projects and other related projects for the State Highways System.

On February 20, 2005, the Highways Division issued \$123,915,000 in State of Hawaii Revenue Bonds Series B (2005B Bonds) with interest rates ranging from 3.0% to 5.25% and mature in annual installments through 2021. These bonds were issued at a premium of \$15,000,442, which will be amortized over the life of the bonds using the effective interest method. The 2005B Bonds were issued to refund \$128,705,000 of outstanding bonds (refunded bonds) with interest rates ranging from 4.95% to 5.60% comprised of the following:

<u>Series</u>	<u>Interest Rates</u>	<u>Principal Refunded</u>
1996	5.25-5.60%	\$ 26,135,000
1998	5.00-5.25%	\$ 30,275,000
2000	4.95-5.50%	\$ 31,340,000
2001	5.25-5.38%	\$ 40,955,000

On December 17, 2008, the Highways Division issued \$125,175,000 in State of Hawaii Revenue Bonds, Series 2008 (2008 Bonds). The 2008 Bonds bear interest at rates ranging from 4.00% to 5.25% and mature in annual installments through 2029. The 2008 Bonds maturing on and after January 1, 2020 are subject to redemption at the option of the State at 100% plus accrued interest. These bonds were issued at a premium of \$857,616, which will be amortized over the life of the bonds using the effective interest method.

On December 15, 2011, the Highways Division issued \$112,270,000 in State of Hawaii Revenue Bonds Series 2011A (2011A Bonds). The 2011A Bonds bear interest at rates ranging from 0.75% to 5.00% and mature in annual installments through 2032. These bonds were issued at a premium of \$13,152,124, which will be amortized over the life of the bonds using the effective interest method.

On December 15, 2011, the Highways Division also issued \$5,095,000 in State of Hawaii Revenue Bonds Series 2011B (2011B Bonds) with an interest rate of 4.00% and mature in annual installments through 2032. These bonds were issued at a premium of \$466,702, which will be amortized over the life of the bonds using the effective interest method. The 2011B bonds were issued to provide funds for a current refunding of the outstanding 2001 Bonds. The payments for the current refunding of revenue bonds amounted to \$5,400,000.

**HIGHWAYS DIVISION
DEPARTMENT OF TRANSPORTATION
STATE OF HAWAII**

Notes to Financial Statements

June 30, 2019

On August 14, 2014, the Highways Division issued \$103,375,000 in State of Hawaii Revenue Bonds Series 2014A (2014A Bonds). The 2014A Bonds bear interest at rates ranging from 2.00% to 5.00% and mature in annual installments through 2034. These bonds were issued at a premium of \$17,291,491, which will be amortized over the life of the bonds using the effective interest method.

On August 14, 2014, the Highways Division also issued \$32,285,000 in State of Hawaii Revenue Bonds Series 2014B (2014B Bonds). The 2014B Bonds bear interest at rates ranging from 3.00% to 5.00% and mature in annual installments through 2026. These bonds were issued at a premium of \$5,865,358, which will be amortized over the life of the bonds using the effective interest method.

On August 14, 2014, the Highways Division also issued \$28,020,000 in State of Hawaii Revenue Bonds Series 2014C (2014C Bonds). The 2014C Bonds bear interest at rates ranging from 0.40% to 1.60% and mature in annual installments through 2018.

On September 8, 2016, the Highways Division issued \$103,395,000 in State of Hawaii Revenue Bonds Series 2016A (2016A Bonds). The 2016A Bonds bear interest at rates ranging from 2.00% to 5.00% and mature in annual installments through 2030. These bonds were issued at a premium of \$17,107,039, which will be amortized over the life of the bonds using the effective interest method.

On September 8, 2016, the Highways Division also issued \$101,090,000 in State of Hawaii Revenue Bonds Series 2016B (2016B Bonds). The 2016B Bonds bear interest at rates ranging from 1.26% to 5.00% and mature in annual installments through 2036. These bonds were issued at a premium of \$25,989,247, which will be amortized over the life of the bonds using the effective interest method. The Highways Division issued the bonds to advance refund \$111,590,000 of the outstanding callable series 2008 and 2011A bonds with interest rates ranging from 4.80% to 6.00%. The net proceeds of \$128,188,095 (after an additional contribution of \$2,019,488, payment of \$513,820 in underwriting fees, insurance, and other issuance costs, and payment of \$396,820 in accrued interest) were used to purchase U.S. Treasury securities. These securities were deposited in an irrevocable trust to provide for all future debt service on the refunded portion of the 2008 and 2011A series bonds. As a result, that portion of the 2008 and 2011A series bonds are considered defeased, and the Highways Division has removed the liability from its accounts.

**HIGHWAYS DIVISION
DEPARTMENT OF TRANSPORTATION
STATE OF HAWAII**

Notes to Financial Statements

June 30, 2019

The following is a summary of revenue bonds issued and outstanding at June 30, 2019:

<u>Series</u>	<u>Interest Rates</u>	<u>Final Maturity Date (July 1)</u>	<u>Original Amount of Issue</u>	<u>Outstanding Amount</u>
2005B	3.00-5.25%	2021	\$ 123,915,000	\$ 20,285,000
2008	4.00-5.25%	2029	125,175,000	6,115,000
2011	0.75-5.00%	2032	117,365,000	47,745,000
2014	0.40-5.00%	2034	163,680,000	110,495,000
2016	1.26-5.00%	2036	204,485,000	194,855,000
			<u>\$ 734,620,000</u>	<u>379,495,000</u>
				Add: unamortized premium 49,922,924
				Less: current portion <u>(29,845,000)</u>
				<u>\$ 399,572,924</u>

During 2019, \$50,803,496 was transferred from the State Highway Fund to the Debt Service Fund for repayment of revenue bonds principal of \$21,230,000 and \$7,730,000 on January 1, 2019 and July 1, 2019, and interest of \$9,358,294 and \$8,916,544 due on January 1, 2019 and July 1, 2019, respectively.

The approximate maturities in each of the next five years and thereafter are as follows:

<u>Years Ending June 30</u>	<u>Principal</u>	<u>Interest</u>	<u>Total</u>
2020	\$ 29,845,000	\$ 17,630,175	\$ 47,475,175
2021	30,695,000	16,193,925	46,888,925
2022	27,980,000	14,879,081	42,859,081
2023	24,600,000	13,716,425	38,316,425
2024	25,565,000	12,756,650	38,321,650
2025-2029	132,720,000	44,656,100	177,376,100
2030-2034	93,200,000	15,135,300	108,335,300
2035-2037	14,890,000	899,200	15,789,200
Total	<u>\$ 379,495,000</u>	<u>\$ 135,866,856</u>	<u>\$ 515,361,856</u>

**HIGHWAYS DIVISION
DEPARTMENT OF TRANSPORTATION
STATE OF HAWAII**

Notes to Financial Statements

June 30, 2019

A comparison of revenues pledged as collateral for debt service payments recognized for the year ended June 30, 2019 to the principal and interest requirements of the bonds for the period is as follows:

Pledged user taxes	\$ 279,470,159
Principal and interest requirements	\$ 62,033,794

(11) Transfers

Transfers are accounted for in the governmental funds statement of revenues, expenditures, and changes in fund balances as other financing sources and uses, and in the government-wide statement of activities as transfers, and are summarized as follows:

	State Highway Fund	Debt Service Fund	Capital Projects Fund	Total
Funding of revenue bond debt service	\$ (50,803,496)	\$ 50,803,496	\$ -	\$ -
Funding of highway capital projects	(19,643,169)	-	19,643,169	-
	\$ (70,446,665)	\$ 50,803,496	\$ 19,643,169	\$ -

(12) Retirement Benefits

Pension Plan

Plan Description

Generally, all full-time employees of the State and counties, which includes the Highways Division, are required to be members of the ERS, a cost-sharing multiple-employer defined benefit pension plan that administers the State's pension benefits program. Benefits, eligibility, and contribution requirements are governed by HRS Chapter 88 and can be amended through legislation. The ERS issues publicly available annual financial reports that can be obtained at the ERS website: <http://ers.ehawaii.gov/resources/financials>.

**HIGHWAYS DIVISION
DEPARTMENT OF TRANSPORTATION
STATE OF HAWAII**

Notes to Financial Statements

June 30, 2019

Benefits Provided

The ERS Pension Trust is comprised of three pension classes for membership purposes and considered to be a single plan for accounting purposes since all assets of the ERS may legally be used to pay the benefits of any of the ERS members or beneficiaries. The ERS provides retirement, disability, and death benefits with three membership classes known as the noncontributory, contributory, and hybrid retirement classes. The three classes provide a monthly retirement allowance equal to the benefit multiplier (generally 1.25% or 2.25%) multiplied by the average final compensation multiplied by years of credited service. Average final compensation for members hired prior to July 1, 2012 is an average of the highest salaries during any three years of credited service, excluding any salary paid in lieu of vacation for members hired January 1, 1971 or later and the average of the highest salaries during any five years of credited service including any salary paid in lieu of vacation for members hired prior to January 1, 1971. For members hired after June 30, 2012, average final compensation is an average of the highest salaries during any five years of credited service excluding any salary paid in lieu of vacation.

Each retiree's original retirement allowance is increased on each July 1 beginning the calendar year after retirement. Retirees first hired as members prior to July 1, 2012 receive a 2.5% increase each year of their original retirement allowance without a ceiling. Retirees first hired as members after June 30, 2012 receive a 1.5% increase each year of their original retirement allowance without a ceiling. The annual increase is not compounded.

The following summarizes the provisions relevant to the largest employee groups of the respective membership class.

Noncontributory Class

Retirement Benefits

General employees' retirement benefits are determined as 1.25% of average final compensation multiplied by the years of credited service. Employees with ten years of credited service are eligible to retire at age 62. Employees with 30 years of credited service are eligible to retire at age 55.

Disability Benefits

Members are eligible for service-related disability benefits regardless of length of service and receive a lifetime pension of 35% of their average final compensation. Ten years of credited service is required for ordinary disability. Ordinary disability benefits are determined in the same manner as retirement benefits but are payable immediately, without an actuarial reduction, and at a minimum of 12.5% of average final compensation.

**HIGHWAYS DIVISION
DEPARTMENT OF TRANSPORTATION
STATE OF HAWAII**

Notes to Financial Statements

June 30, 2019

Death Benefits

For service-connected deaths, the surviving spouse/reciprocal beneficiary receives a monthly benefit of 30% of the average final compensation until remarriage or re-entry into a new reciprocal beneficiary relationship. Additional benefits are payable to surviving dependent children up to age 18. If there is no spouse/reciprocal beneficiary or surviving dependent children, no benefit is payable.

Ordinary death benefits are available to employees who were active at the time of death with at least ten years of credited service. The surviving spouse/reciprocal beneficiary (until remarriage/re-entry into a new reciprocal beneficiary relationship) and surviving dependent children (up to age 18) receive a benefit equal to a percentage of member's accrued maximum allowance unreduced for age or, if the member was eligible for retirement at the time of death, the surviving spouse/reciprocal beneficiary receives 100% joint and survivor lifetime pension and the surviving dependent children receive a percentage of the member's accrued maximum allowance unreduced for age.

Contributory Class for Members Hired Prior to July 1, 2012

Retirement Benefits

General employees' retirement benefits are determined as 2% of average final compensation multiplied by the years of credited service. General employees with five years of credited service are eligible to retire at age 55.

Disability Benefits

Members are eligible for service-related disability benefits regardless of length of service and receive a one-time payment of the member's contributions and accrued interest plus a lifetime pension of 50% of their average final compensation. Ten years of credited service is required for ordinary disability. Ordinary disability benefits are determined as 1.75% of average final compensation multiplied by the years of credited service but are payable immediately, without an actuarial reduction, and at a minimum of 30% of average final compensation.

**HIGHWAYS DIVISION
DEPARTMENT OF TRANSPORTATION
STATE OF HAWAII**

Notes to Financial Statements

June 30, 2019

Death Benefits

For service-connected deaths, the surviving spouse/reciprocal beneficiary receives a lump sum payment of the member's contributions and accrued interest plus a monthly benefit of 50% of the average final compensation until remarriage or re-entry into a new reciprocal beneficiary relationship. If there is no surviving spouse/reciprocal beneficiary, surviving dependent children (up to age 18) or dependent parents are eligible for the monthly benefit. If there is no spouse/reciprocal beneficiary or surviving dependent children/parents, the ordinary death benefit is payable to the designated beneficiary.

Ordinary death benefits are available to employees who were active at time of death with at least one year of service. Ordinary death benefits consist of a lump sum payment of the member's contributions and accrued interest plus a percentage of the salary earned in the 12 months preceding death, or 50% joint and survivor lifetime pension if the member was not eligible for retirement at the time of death but was credited with at least ten years of service and designated one beneficiary, or 100% joint and survivor lifetime pension if the member was eligible for retirement at the time of death and designated one beneficiary.

Contributory Class for Members Hired After June 30, 2012

Retirement Benefits

General employees' retirement benefits are determined as 1.75% of average final compensation multiplied by the years of credited service. General employees with ten years of credited service are eligible to retire at age 60.

Disability and Death Benefits

Members are eligible for service-related disability benefits regardless of length of service and receive a lifetime pension of 50% of their average final compensation plus refund of contributions and accrued interest. Ten years of credited service is required for ordinary disability.

Death benefits for contributory members hired after June 30, 2012 are generally the same as those for contributory members hired June 30, 2012 and prior.

**HIGHWAYS DIVISION
DEPARTMENT OF TRANSPORTATION
STATE OF HAWAII**

Notes to Financial Statements

June 30, 2019

Hybrid Class for Members Hired Prior to July 1, 2012

Retirement Benefits

General employees' retirement benefits are determined as 2% of average final compensation multiplied by the years of credited service. General employees with five years of credited service are eligible to retire at age 62. General employees with 30 years of credited service are eligible to retire at age 55.

Disability Benefits

Members are eligible for service-related disability benefits regardless of length of service and receive a lifetime pension of 35% of their average final compensation plus refund of their contributions and accrued interest. Ten years of credited service is required for ordinary disability. Ordinary disability benefits are determined in the same manner as retirement benefits but are payable immediately, without an actuarial reduction, and at a minimum of 25% of average final compensation.

Death Benefits

For service-connected deaths, the designated surviving spouse/reciprocal beneficiary receives a lump sum payment of the member's contributions and accrued interest plus a monthly benefit of 50% of the average final compensation until remarriage or re-entry into a new reciprocal beneficiary relationship. If there is no surviving spouse/reciprocal beneficiary, surviving dependent children (up to age 18) or dependent parents are eligible for the monthly benefit. If there is no spouse/reciprocal beneficiary or surviving dependent children/parents, the ordinary death benefit is payable to the designated beneficiary.

Ordinary death benefits are available to employees who were active at time of death with at least five years of service. Ordinary death benefits consist of a lump sum payment of the member's contributions and accrued interest plus a percentage multiplied by 150%, or 50% joint and survivor lifetime pension if the member was not eligible for retirement at the time of death but was credited with at least ten years of service and designated one beneficiary, or 100% joint and survivor lifetime pension if the member was eligible for retirement at the time of death and designated one beneficiary.

**HIGHWAYS DIVISION
DEPARTMENT OF TRANSPORTATION
STATE OF HAWAII**

Notes to Financial Statements

June 30, 2019

Hybrid Class for Members Hired After June 30, 2012

Retirement Benefits

General employees' retirement benefits are determined as 1.75% of average final compensation multiplied by the years of credited service. General employees with ten years of credited service are eligible to retire at age 65. Employees with 30 years of credited service are eligible to retire at age 60. Sewer workers, water safety officers, and emergency medical technicians may retire with 25 years of credited service at age 55.

Disability and Death Benefits

Provisions for disability and death benefits generally remain the same except for ordinary death benefits. Ordinary death benefits are available to employees who were active at time of death with at least ten years of service. Ordinary death benefits consist of a lump sum payment of the member's contributions and accrued interest, or 50% joint and survivor lifetime pension if the member was not eligible for retirement at the time of death but was credited with at least ten years of service and designated one beneficiary, or 100% joint and survivor lifetime pension if the member was eligible for retirement at the time of death and designated one beneficiary.

Contributions

Contributions are established by HRS Chapter 88 and may be amended through legislation. The employer rate is set by statute based on the recommendations of the ERS actuary resulting from an experience study conducted every five years. Since July 1, 2005, the employer contribution rate is a fixed percentage of compensation, including the normal cost plus amounts required to pay for the unfunded actuarial accrued liabilities. The contribution rate for fiscal year 2019 was 19.0% for general employees. Contributions to the pension plan from the Highways Division were approximately \$9,689,000 for the fiscal year ended June 30, 2019.

Pursuant to Act 17 SLH 2017, employer contributions from the State and counties are expected to increase over four years beginning July 1, 2017. The rate for general employees increases to 19.0% on July 1, 2018; 22.0% on July 1, 2019; and 24.0% on July 1, 2020.

The employer is required to make all contributions for noncontributory members. Contributory members hired prior to July 1, 2012 are required to contribute 7.8% of their salary. Contributory members hired after June 30, 2012 are required to contribute 9.8% of their salary. Hybrid members hired prior to July 1, 2012 are required to contribute 6.0% of their salary. Hybrid members hired after June 30, 2012 are required to contribute 8.0% of their salary.

**HIGHWAYS DIVISION
DEPARTMENT OF TRANSPORTATION
STATE OF HAWAII**

Notes to Financial Statements

June 30, 2019

Pension Liability, Pension Expense, and Deferred Outflows of Resources and Deferred Inflows of Resources Related to Pension

Measurement of the actuarial valuation of the pension liability, pension expense, and deferred outflows of resources and deferred inflows of resources related to pension is made for the State as a whole and is not separately computed for the individual state departments and agencies such as the Highways Division. The State allocates the pension liability, pension expense, and deferred outflows of resources and deferred inflows of resources related to pension only to component units and proprietary funds that are reported separately in stand-alone financial statements or in the State's CAFR. Accordingly, the Highways Division's proportionate share of the State's pension liability, pension expense, and deferred outflows of resources and deferred inflows of resources related to pension is not reported in the accompanying financial statements.

Additional disclosures and required supplementary information pertaining to the State's net pension liability, pension expense, and deferred outflows of resources and deferred inflows of resources related to pension can be found in the State's CAFR. The State's CAFR can be obtained at the Department of Accounting and General Services' website: <http://hawaii.gov/dags/rpts>.

Postemployment Health Care and Life Insurance Benefits

Plan Description

The State provides certain health care and life insurance benefits to all qualified employees. Pursuant to Act 88, SLH 2001, the State contributes to the EUTF, an agent multiple-employer defined benefit plan that replaced the Hawaii Public Employees Health Fund effective July 1, 2003. The EUTF was established to provide a single delivery system of health benefits for state and county workers, retirees, and their dependents. The EUTF issues an annual financial report that is available to the public. The report may be obtained by writing to the EUTF at P.O. Box 2121, Honolulu, Hawaii 96805-2121.

For employees hired before July 1, 1996, the State pays the entire base monthly contribution for employees retiring with ten or more years of credited service, and 50% of the base monthly contribution for employees retiring with fewer than ten years of credited service. A retiree can elect a family plan to cover dependents.

For employees hired after June 30, 1996, but before July 1, 2001, and who retire with fewer than ten years of service, the State makes no contributions. For those retiring with at least ten years but fewer than 15 years of service, the State pays 50% of the base monthly contribution. For those retiring with at least 15 years but fewer than 25 years of service, the State pays 75% of the base monthly contribution. For those employees retiring with at least 25 years of service, the State pays 100% of the base monthly contribution. Retirees in this category can elect a family plan to cover dependents.

**HIGHWAYS DIVISION
DEPARTMENT OF TRANSPORTATION
STATE OF HAWAII**

Notes to Financial Statements

June 30, 2019

For employees hired on or after July 1, 2001, and who retire with fewer than ten years of service, the State makes no contributions. For those retiring with at least ten years but fewer than 15 years of service, the State pays 50% of the base monthly contribution. For those retiring with at least 15 years but fewer than 25 years of service, the State pays 75% of the base monthly contribution. For employees retiring with at least 25 years of service, the State pays 100% of the base monthly contribution. Only single plan coverage is provided for retirees in this category. Retirees can elect family coverage, but must pay the difference.

Contributions

Contributions are governed by HRS Chapter 87A and may be amended through legislation. Contributions to the EUTF paid by the Highways Division was approximately \$26,636,100 for the fiscal year ended June 30, 2019. The employer is required to make all contributions for members.

OPEB Liabilities, OPEB Expense, and Deferred Outflows of Resources and Deferred Inflows of Resources Related to OPEB

Measurement of the actuarial valuation of the OPEB liability, OPEB expense, and deferred outflows of resources and deferred inflows of resources related to OPEB is made for the State as a whole and is not separately computed for the individual state departments and agencies such as the Highways Division. The State allocates the OPEB liability, OPEB expense, and deferred outflows of resources and deferred inflows of resources related to OPEB only to component units and proprietary funds that are reported separately in stand-alone financial statements or in the State's CAFR. Accordingly, the Highways Division's proportionate share of the State's OPEB liability, OPEB expense, and deferred outflows of resources and deferred inflows of resources related to OPEB are not reported in the accompanying financial statements.

Additional disclosures and required supplementary information pertaining to the State's net OPEB liability, OPEB expense, and deferred outflows of resources and deferred inflows of resources related to OPEB can be found in the State's CAFR.

Deferred Compensation Plan

The State offers its employees a deferred compensation plan created in accordance with Internal Revenue Code Section 457. The plan, available to all State employees, permits employees to defer a portion of their salary until future years. The deferred compensation is not available to employees until termination, retirement, death, or an unforeseeable emergency.

**HIGHWAYS DIVISION
DEPARTMENT OF TRANSPORTATION
STATE OF HAWAII**

Notes to Financial Statements

June 30, 2019

All plan assets are held in a trust fund to protect them from claims of general creditors. The State has no responsibility for loss due to the investment or failure of investment of funds and assets in the plan, but has the duty of due care that would be required of an ordinary prudent investor. Accordingly, the assets and liabilities of the State's deferred compensation plan are not reported in the accompanying financial statements.

(13) Transactions With Other Government Agencies

The State assesses a surcharge of 5% for central service expenses on all receipts of the State Highway Fund, after deducting any amounts pledged, charged, or encumbered for the payment of bonds and interest during the year. During fiscal year 2019, the assessment amounted to approximately \$11,713,000, which is included as the caption surcharge on gross receipts expense/expenditures in the accompanying financial statements.

The Highways Division is also assessed a percentage of the cost of the general administration expenses of the Highways Division. During fiscal year 2019, assessments net of amounts refunded amounted to approximately \$7,149,000, which is included in administration of Highways Division expense/expenditures in the accompanying financial statements.

(14) Lease Commitments

Capital Lease Obligation

On July 8, 2015, the Highways Division entered into an equipment lease purchase agreement for the acquisition and installation of energy conservation measures at selected Highways Division locations. Proceeds of \$60,286,091 were deposited into an acquisition fund held in trust by an acquisition fund custodian to provide for future payments as requested by the Highways Division. The agreement also provided for financing of interest expense through August 1, 2016, which amounted to \$1,686,822. Annual lease payments commenced on August 1, 2017, and will continue through August 1, 2031 at an interest rate of 2.63%. Assets under capital leases at June 30, 2019 totaled \$57,056,479, net of accumulated depreciation of \$3,229,612.

**HIGHWAYS DIVISION
DEPARTMENT OF TRANSPORTATION
STATE OF HAWAII**

Notes to Financial Statements

June 30, 2019

Future minimum lease payments are as follows:

Years Ending June 30,	Principal	Interest	Total
2020	\$ 2,254,406	\$ 1,532,175	\$ 3,786,581
2021	2,543,062	1,472,884	4,015,946
2022	2,851,146	1,406,001	4,257,147
2023	3,179,770	1,331,016	4,510,786
2024	3,520,110	1,247,388	4,767,498
2025-2029	23,766,012	4,638,175	28,404,187
2030-2032	20,143,083	1,088,864	21,231,947
	<u>\$ 58,257,589</u>	<u>\$ 12,716,503</u>	<u>\$ 70,974,092</u>

Operating Leases

Rental Revenue

The Highways Division is a lessor of various properties under non-cancelable lease agreements that expire through fiscal year 2044. Scheduled annual minimum revenues through 2024 and in five-year increments thereafter are as follows:

Years Ending June 30,	
2020	\$ 302,000
2021	302,000
2022	302,000
2023	302,000
2024	302,000
2025-2029	1,078,000
2030-2034	427,000
2035-2039	360,000
2040-2044	330,000
Total	<u>\$ 3,705,000</u>

**HIGHWAYS DIVISION
DEPARTMENT OF TRANSPORTATION
STATE OF HAWAII**

Notes to Financial Statements

June 30, 2019

(15) Commitments

Condemnation Proceedings

The Highways Division occasionally finds it necessary to condemn property for construction of highways. These proceedings require the Highways Division to compensate existing property owners for the fair market value of their real property. Prior to the determination of the fair market value, the Highways Division is required to deposit funds in State courts for these proceedings. The amount of funds deposited in the State courts was approximately \$35,000 at June 30, 2019. Such funds deposited may not be sufficient to cover the full amount required for compensation purposes. Management, however, believes any additional compensation in excess of amounts deposited with State courts will not be material to the financial statements of the Highways Division. The funds deposited in the State courts are reflected in capital projects expenditures in the governmental fund statement of revenue, expenditures, and changes in fund balances and in capital assets on the government-wide statement of net position in the year in which the deposits were made.

Accumulated Sick Leave

Full-time employees are credited with sick leave at the rate of one and three-quarters days for each month. It may be taken only in the event of illness and is not convertible to pay upon termination of employment. However, an employee who retires or leaves government service in good standing with 60 days or more of unused sick leave is entitled to additional service credits in the ERS. Accumulated sick leave at June 30, 2019 amounted to approximately \$25,460,000.

(16) Risk Management

The State is exposed to various risks of loss related to torts; theft of, damage to, or destruction of assets; errors or omissions; and workers' compensation. The State generally retains the first \$1,000,000 per occurrence of property losses such as fires and 3% of a property's replacement cost value for catastrophic losses such as hurricanes, earthquakes, and floods, the first \$4,000,000 with respect to general liability claims, and the first \$500,000 of losses due to crime and cyber liability. Losses in excess of those retention amounts are insured with commercial insurance carriers. The limit per occurrence of property losses is \$200,000,000, except for terrorism, which is \$100,000,000 per occurrence. The annual aggregate limit for general liability losses is \$9,000,000 per occurrence, \$50,000,000 for cyber liability losses and, for crime losses, the limit per occurrence is \$10,000,000 with no aggregate limit. The State also has an insurance policy to cover medical malpractice risk in the amount of \$35,000,000 per occurrence and \$39,000,000 in the aggregate.

**HIGHWAYS DIVISION
DEPARTMENT OF TRANSPORTATION
STATE OF HAWAII**

Notes to Financial Statements

June 30, 2019

The State generally self-insures its automobile no-fault and workers' compensation losses. Automobile losses up to \$15,000 are administered by the Risk Management Office. The State administers its workers' compensation losses.

The estimated reserve for losses and loss adjustment costs includes the accumulation of estimates for losses and claims reported prior to fiscal year end, estimates (based on projections of historical developments) or claims incurred but not reported, and estimates of costs for investigating and adjusting all incurred and unadjusted claims. Amounts reported are subject to the impact of future changes in economic and social conditions. The Highways Division believes that, given the inherent variability in any such estimates, the reserves are within a reasonable and acceptable range of adequacy. Reserves are continually monitored and reviewed, and as settlements are made and reserves adjusted, the differences are reported in current operations.

Accrued workers' compensation amounted to approximately \$6,882,158 and \$5,911,067 at June 30, 2019 and 2018, respectively. Changes in the workers' compensation liability for the years ended June 30, 2019 and 2018 are shown below:

	<u>2019</u>	<u>2018</u>
Beginning balance	\$ 5,911,067	\$ 6,727,654
Current year claims	2,747,468	1,783,318
Claims paid	<u>(1,776,377)</u>	<u>(2,599,905)</u>
Ending balance	<u>\$ 6,882,158</u>	<u>\$ 5,911,067</u>

**HIGHWAYS DIVISION
DEPARTMENT OF TRANSPORTATION
STATE OF HAWAII**

Notes to Financial Statements

June 30, 2019

(17) Contingencies and Other

Prior Years Defeased Bonds

At various dates in prior years, the Highways Division has placed proceeds from bond issuances in irrevocable refunding escrow accounts for the purpose of providing sufficient funds to pay all principal and interest refunded bond issues and remaining payment dates (defeased bonds). The likelihood of the earnings and principal not being sufficient to pay the defeased bonds appears remote and accordingly the escrow accounts and defeased bonds are not included in the accompanying financial statements. Defeased bonds principal outstanding at June 30, 2019 was \$39,560,000.

Litigation

The State is the defendant in lawsuits seeking damages allegedly related to State highways and highway construction contracts. While the ultimate liabilities, if any, in the disposition of these matters are presently difficult to estimate, it is management's belief that the outcomes are not likely to have a material adverse effect on the Highways Division's financial position. In addition, the State has not determined whether the ultimate liabilities, if any, will be imposed on the State Highway Fund. Accordingly, no provision for any liabilities that might result from the lawsuits have been made in the accompanying financial statements.

Environmental Issues

The Highways Division is subject to laws and regulations relating to the protection of the environment. The Division has been identified by the State Department of Health (the DOH) as a potentially responsible party for petroleum contamination in the Honolulu Harbor/Iwilei area. Pursuant thereto, the Division entered into a voluntary agreement with the DOH and other third parties to share in the responsibility for the investigation and potential remediation of petroleum contamination in the Iwilei District.

This group of potentially responsible parties known as the Iwilei District Participating Parties (IDPP) has conducted various investigations to determine potential contamination in the Iwilei area from 1997 to present, which investigations have determined the existence of petroleum contamination at various locations. Potential remedial alternatives are still being studied. At this stage, the project has not yet advanced to the stage where total costs to the IDPP can reasonably be estimated, due to: (1) the extent of environmental impact, (2) the undetermined allocation among the potentially responsible parties, (3) the ongoing review of reasonable remediation alternatives, and (4) continued discussion with the regulatory authorities. As a result, it is not possible to reasonably estimate the amount of the potential cost to the IDPP and allocable share of the Division, and if there would be a material impact to the Division's financial statements. Accordingly, no estimate of loss has been recorded in the accompanying financial statements.

**HIGHWAYS DIVISION
DEPARTMENT OF TRANSPORTATION
STATE OF HAWAII**

Notes to Financial Statements

June 30, 2019

(18) Subsequent Events

On December 11, 2019, the Highways Division issued \$81,835,000 of State of Hawaii Revenue Bonds Series 2019A (the 2019A Bonds). The 2019A Bonds bear interest at rates ranging from 3.0% to 5.0% and mature in annual installments through 2040. These bonds were issued at a premium of \$18,660,847. The 2019A Bonds maturing on and before January 1, 2029 are not subject to redemption prior to their respective maturity dates. The 2019A Bonds maturing on or after January 1, 2030 are subject to redemption prior to their respective maturity dates at the option of the State at 100% plus accrued interest.

The Highway Division's operations may be affected by the recent and ongoing outbreak of the coronavirus disease 2019 (COVID-19) which was declared a pandemic by the World Health Organization in March 2020. The COVID-19 outbreak has caused business disruption through governmental mandated restrictions and shelter-in-place orders. While the disruption is currently expected to be temporary, there is considerable uncertainty around the duration. Therefore, while the Highway's Division expects this matter to negatively impact its operating results, the related financial impact and duration cannot be reasonably estimated at this time.

The Highways Division has evaluated subsequent events through July 6, 2020, the date the financial statements were available to be issued, and determined that there are no other matters to disclose.



**Highways Division
Department of Transportation
State of Hawaii**

Single Audit Reports
(With Independent Auditors' Reports Thereon)

June 30, 2019

Submitted by
**THE AUDITOR
STATE OF HAWAII**

**HIGHWAYS DIVISION
DEPARTMENT OF TRANSPORTATION
STATE OF HAWAII**

Single Audit Reports

Year Ended June 30, 2019

Table of Contents

	Page
I Introduction	
Audit Objectives	1
Scope of Audit	2
Organization of Report	2
II Internal Control Over Financial Reporting and Compliance and Other Matters	
Independent Auditors' Report on Internal Control Over Financial Reporting and on Compliance and Other Matters Based on an Audit of Financial Statements Performed in Accordance with <i>Governmental Auditing Standards</i>	3
III Compliance and Internal Control Over Federal Awards	
Independent Auditors' Report on Compliance for Each Major Federal Program; Report on Internal Control Over Compliance; and Report on Schedule of Expenditures of Federal Awards Required by the Uniform Guidance	5
Schedule of Expenditures of Federal Awards	8
Notes to Schedule of Expenditures of Federal Awards	9
Schedule of Findings and Questioned Costs	10
IV Status of Prior Audit Findings	19

Section I

Introduction

July 6, 2020

The Auditor
State of Hawaii:

We have completed our audit of the financial statements of the Highways Division, Department of Transportation, State of Hawaii (the Highways Division), as of and for the year ended June 30, 2019. We have also audited the Highways Division's compliance with requirements applicable to its major federal program for the year ended June 30, 2019. We submit herein our reports pertaining to our audit of the Highways Division's financial statements and federal financial assistance programs.

AUDIT OBJECTIVES

The objectives of the audit were as follows:

1. To provide opinions on the fair presentation of the Highways Division's financial statements and the schedule of expenditures of federal awards as of and for the year ended June 30, 2019, in accordance with accounting principles generally accepted in the United States of America. Our independent auditors' report, which expressed unmodified opinions on the Highways Division's financial statements, is issued under separate cover.
2. To consider the Highways Division's internal control over financing reporting in order to determine our auditing procedures for the purpose of expressing our opinions on the financial statements.
3. To perform tests of the Highways Division's compliance with certain provisions, laws, regulations, contracts, and grant agreements that could have a direct and material effect on the determination of financial statement amounts.
4. To consider the Highways Division's internal control over compliance with requirements that could have a direct and material effect on its major federal program in order to determine our auditing procedures for the purpose of expressing our opinion on compliance, and to test and report on internal control over compliance.
5. To provide an opinion on the Highways Division's compliance with applicable laws, regulations, contracts and grants that could have a direct and material effect on its major federal program.

SCOPE OF AUDIT

Our audit of the Highways Division's financial statements, the schedule of expenditures of federal awards, and the Highways Division's compliance with the requirements applicable to its major federal program was performed in accordance with auditing standards generally accepted in the United States of America, the standards for financial and compliance audits contained in *Government Auditing Standards*, issued by the Comptroller General of the United States, and the provisions of Title 2 U.S. *Code of Federal Regulations* Part 200, *Uniform Administrative Requirements, Cost Principles, and Audit Requirements for Federal Awards* (the Uniform Guidance).

ORGANIZATION OF REPORT

Our report is organized into three sections as follows:

Section I, entitled "Introduction," describes the objectives and scope of our audit and the organization and contents of this report.

Section II, entitled "Internal Control Over Financial Reporting and Compliance and Other Matters," contains our independent auditors' report on the Highways Division's internal control over financial reporting and on compliance and other matters based upon our audit of the Highways Division's financial statements.

Section III, entitled "Compliance and Internal Control Over Federal Awards," contains our independent auditors' report on the Highways Division's compliance and internal control over its major federal program in accordance with the Uniform Guidance, a schedule of expenditures of federal awards and related notes, and a schedule of findings and questioned costs.

We would like to take this opportunity to express our appreciation to the personnel of the Highways Division for the cooperation and assistance extended to us during our audit. We will be pleased to discuss any questions that you or your associates may have regarding our findings and recommendations.

Sincerely,

KKDLY LLC

Section II

Internal Control Over Financial Reporting and Compliance and Other Matters

Independent Auditors' Report on Internal Control Over Financial Reporting and on Compliance and Other Matters Based on an Audit of Financial Statements Performed in Accordance with *Government Auditing Standards*

The Auditor
State of Hawaii:

We have audited, in accordance with the auditing standards generally accepted in the United States of America and the standards applicable to financial audits contained in *Government Auditing Standards*, issued by the Comptroller General of the United States, the financial statements of the governmental activities and each major fund of the Highways Division, Department of Transportation, State of Hawaii (the Highways Division), as of and for the year ended June 30, 2019, and the related notes to financial statements, which collectively comprise the Highways Division's basic financial statements, and have issued our report thereon dated July 6, 2020.

Internal Control Over Financial Reporting

In planning and performing our audit of the financial statements, we considered the Highways Division's internal control over financial reporting (internal control) to determine the audit procedures that are appropriate in the circumstances for the purpose of expressing our opinions on the financial statements, but not for the purpose of expressing an opinion on the effectiveness of the Highways Division's internal control. Accordingly, we do not express an opinion on the effectiveness of the Highways Division's internal control.

A *deficiency in internal control* exists when the design or operation of a control does not allow management or employees, in the normal course of performing their assigned functions, to prevent, or detect and correct, misstatements on a timely basis. A *material weakness* is a deficiency, or a combination of deficiencies, in internal control, such that there is a reasonable possibility that a material misstatement of the entity's financial statements will not be prevented, or detected and corrected, on a timely basis. A *significant deficiency* is a deficiency, or a combination of deficiencies, in internal control that is less severe than a material weakness, yet important enough to merit attention by those charged with governance.

Our consideration of internal control was for the limited purpose described in the first paragraph of this section and was not designed to identify all deficiencies in internal control that might be material weaknesses or significant deficiencies and therefore, material weaknesses or significant deficiencies may exist that have not been identified. We did identify a deficiency in internal control, as described in Appendix 1 to the accompanying schedule of findings and questioned costs as Finding 2019-001, that we consider to be a material weakness.

Compliance and Other Matters

As part of obtaining reasonable assurance about whether the Highways Division's financial statements are free from material misstatement, we performed tests of its compliance with certain provisions of laws, regulations, contracts, and grant agreements, noncompliance with which could have a direct and material effect on the determination of financial statement amounts. However, providing an opinion on compliance with those provisions was not an objective of our audit, and accordingly, we do not express such an opinion. The results of our tests disclosed no instances of noncompliance or other matters that are required to be reported under *Government Auditing Standards*.

Highways Division's Response to Finding

The Highways Division's response to the finding identified in our audit is described in Appendix 1 to the accompanying schedule of findings and questioned costs. The Highways Division's response was not subjected to the auditing procedures applied in the audit of the financial statements and, accordingly, we express no opinion on it.

Purpose of this Report

The purpose of this report is solely to describe the scope of our testing of internal control and compliance and the results of that testing, and not to provide an opinion on the effectiveness of the entity's internal control or on compliance. This report is an integral part of an audit performed in accordance with *Government Auditing Standards* in considering the entity's internal control and compliance. Accordingly, this communication is not suitable for any other purpose.

KKDL Y LLC

Honolulu, Hawaii
July 6, 2020

Section III

Compliance and Internal Control Over Federal Awards

**Independent Auditors' Report on Compliance for Each Major Federal Program;
Report on Internal Control Over Compliance; and Report on Schedule of Expenditures
of Federal Awards Required by the Uniform Guidance**

The Auditor
State of Hawaii:

Report on Compliance for Each Major Federal Program

We have audited the Highways Division, Department of Transportation, State of Hawaii's (the Highways Division), compliance with the types of compliance requirements described in the *OMB Compliance Supplement* that could have a direct and material effect on the Highways Division's major federal program for the year ended June 30, 2019. The Highways Division's major federal program is identified in the summary of auditors' results section of the accompanying schedule of findings and questioned costs.

Management's Responsibility

Management is responsible for compliance with the requirements of federal statutes, regulations, and the terms and conditions of its federal awards applicable to its federal programs.

Auditors' Responsibility

Our responsibility is to express an opinion on compliance for the Highways Division's major federal program based on our audit of the types of compliance requirements referred to above. We conducted our audit of compliance in accordance with auditing standards generally accepted in the United States of America; the standards applicable to financial audits contained in *Government Auditing Standards*, issued by the Comptroller General of the United States; and the audit requirements of Title 2 U.S. *Code of Federal Regulations* Part 200, *Uniform Administrative Requirements, Cost Principles, and Audit Requirements for Federal Awards* (the Uniform Guidance). Those standards and the Uniform Guidance require that we plan and perform the audit to obtain reasonable assurance about whether noncompliance with the types of compliance requirements referred to above that could have a direct and material effect on a major federal program occurred. An audit includes examining, on a test basis, evidence about the Highways Division's compliance with those requirements and performing such other procedures as we considered necessary in the circumstances.

We believe that our audit provides a reasonable basis for our opinion on compliance for the major federal program. However, our audit does not provide a legal determination of the Highways Division's compliance.

Opinion on Each Major Federal Program

In our opinion, the Highways Division complied, in all material respects, with the types of compliance requirements referred to above that could have a direct and material effect on its major federal program for the year ended June 30, 2019.

Other Matters

The results of our auditing procedures disclosed an instance of noncompliance which is required to be reported in accordance with the Uniform Guidance and which is described in Appendix 2 to the accompanying schedule of findings and questioned costs as Finding 2019-002. Our opinion on the major federal program is not modified with respect to this matter.

The Highways Division's response to the noncompliance finding identified in our audit is described in Appendix 2 to the accompanying schedule of findings and questioned costs. The Highways Division's response was not subjected to the auditing procedures applied in the audit of compliance and, accordingly, we express no opinion on the response.

Report on Internal Control Over Compliance

Management of the Highways Division is responsible for establishing and maintaining effective internal control over compliance with the types of compliance requirements referred to above. In planning and performing our audit of compliance, we considered the Highways Division's internal control over compliance with the types of requirements that could have a direct and material effect on the major federal program to determine the auditing procedures that are appropriate in the circumstances for the purpose of expressing an opinion on compliance for the major federal program and to test and report on internal control over compliance in accordance with the Uniform Guidance, but not for the purpose of expressing an opinion on the effectiveness of internal control over compliance. Accordingly, we do not express an opinion on the effectiveness of the Highways Division's internal control over compliance.

A deficiency in internal control over compliance exists when the design or operation of a control over compliance does not allow management or employees, in the normal course of performing their assigned functions, to prevent, or detect and correct, noncompliance with a type of compliance requirement of a federal program on a timely basis. *A material weakness in internal control over compliance* is a deficiency, or combination of deficiencies, in internal control over compliance, such that there is a reasonable possibility that material noncompliance with a type of compliance requirement of a federal program will not be prevented, or detected and corrected, on a timely basis. *A significant deficiency in internal control over compliance* is a deficiency, or a combination of deficiencies, in internal control over compliance with a type of compliance requirement of a federal program that is less severe than a material weakness in internal control over compliance, yet important enough to merit attention by those charged with governance.

Our consideration of internal control over compliance was for the limited purpose described in the first paragraph of this section and was not designed to identify all deficiencies in internal control over compliance that might be material weaknesses or significant deficiencies and therefore, material weaknesses or significant deficiencies may exist that have not been identified. We did not identify any deficiencies in internal control over compliance that we consider to be material weaknesses. However, we identified a certain deficiency in internal control over compliance, as described in Appendix 2 to the accompanying schedule of findings and questioned costs as Finding 2019-002, that we consider to be a significant deficiency.

The Highways Division's response to the internal control over compliance finding identified in our audit is described in Appendix 2 to the accompanying schedule of findings and questioned costs. The Highways Division's response was not subjected to the auditing procedures applied in the audit of compliance and, accordingly, we express no opinion on the response.

The purpose of this report on internal control over compliance is solely to describe the scope of our testing of internal control over compliance and the results of that testing based on the requirements of the Uniform Guidance. Accordingly, this report is not suitable for any other purpose.

Report on Schedule of Expenditures of Federal Awards Required by the Uniform Guidance

We have audited the financial statements of the governmental activities and each major fund of the Highways Division as of and for the year ended June 30, 2019, and the related notes to financial statements, which collectively comprise the Highways Division's basic financial statements. We issued our report thereon dated July 6, 2020, which contained unmodified opinions on those financial statements. Our audit was conducted for the purpose of forming opinions on the financial statements that collectively comprise the basic financial statements. The accompanying schedule of expenditures of federal awards is presented for purposes of additional analysis as required by the Uniform Guidance and is not a required part of the basic financial statements. Such information is the responsibility of management and was derived from and relates directly to the underlying accounting and other records used to prepare the basic financial statements. The information has been subjected to the auditing procedures applied in the audit of the basic financial statements and certain additional procedures, including comparing and reconciling such information directly to the underlying accounting and other records used to prepare the basic financial statements or to the basic financial statements themselves, and other additional procedures in accordance with auditing standards generally accepted in the United States of America. In our opinion, the schedule of expenditures of federal awards is fairly stated in all material respects in relation to the basic financial statements as a whole.

KKDL Y LLC

Honolulu, Hawaii
July 6, 2020

**HIGHWAYS DIVISION
DEPARTMENT OF TRANSPORTATION
STATE OF HAWAII**

Schedule of Expenditures of Federal Awards

Year Ended June 30, 2019

Federal Grantor/Pass-Through Grantor/Program or Cluster Title	Federal CFDA Number	Provided to Subrecipients	Federal Expenditures
U.S. Department of Transportation:			
Highway Planning and Construction Cluster:			
Highway Planning and Construction	20.205	\$ 33,100,398	\$ 250,730,975
National Motor Carrier Safety Program			
Assistance Program Grant	20.218	-	386,218
Highway Safety Cluster:			
State and Community Highways Safety	20.600	1,492,377	1,818,984
State Traffic Safety Improvement Grant	20.610	319,509	913,249
National Priority Safety Program	20.616	838,290	1,477,809
Total Highway Safety Cluster		<u>2,650,176</u>	<u>4,210,042</u>
Alcohol Open Container Requirements	20.607	106,455	209,458
Minimum Penalties for Repeat Offenders for Driving While Intoxicated	20.608	979,619	1,341,131
Total Federal Expenditures		<u><u>\$ 36,836,648</u></u>	<u><u>\$ 256,877,824</u></u>

See accompanying Independent Auditors' Report on Compliance for Each Major Federal Program;
Report on Internal Control Over Compliance; and Report on Schedule of Expenditures of Federal
Awards Required by the Uniform Guidance and the Notes to Schedule of Expenditures of
Federal Awards.

**HIGHWAYS DIVISION
DEPARTMENT OF TRANSPORTATION
STATE OF HAWAII**

Notes to Schedule of Expenditures of Federal Awards

Year Ended June 30, 2019

1. Basis of Presentation

The accompanying schedule of expenditures of federal awards (the Schedule) includes the federal award activity of the Highways Division, Department of Transportation, State of Hawaii (the Highways Division), for the year ended June 30, 2019. The information in this Schedule is presented in accordance with the requirements of the Title 2 U.S. *Code of Federal Regulations* Part 200, *Uniform Administrative Requirements, Cost Principles, and Audit Requirements for Federal Awards* (the Uniform Guidance). Because the Schedule presents only a selected portion of the operations of the Highways Division, it is not intended to and does not present the financial position and changes in financial position of the Highways Division.

2. Summary of Significant Accounting Policies

Expenditures reported on the Schedule are reported on the cash basis of accounting. Such expenditures are recognized following the cost principles contained in the Uniform Guidance, wherein certain types of expenditures are not allowable or are limited as to reimbursement.

3. Indirect Cost Rate

The Highways Division has elected not to use the 10 percent de minimis indirect cost rate allowed under the Uniform Guidance.

**HIGHWAYS DIVISION
DEPARTMENT OF TRANSPORTATION
STATE OF HAWAII**

Schedule of Findings and Questioned Costs

Year Ended June 30, 2019

SECTION I – SUMMARY OF AUDITORS’ RESULTS

Financial Statements

Type of report the auditor issued on whether the financial statements audited were prepared in accordance with GAAP:

Unmodified

Internal control over financial reporting:

- Material weakness(es) identified? Yes No
- Significant deficiency(ies) identified? Yes None reported
- Noncompliance material to financial statements noted? Yes No

Federal Awards

Internal control over major federal program:

- Material weakness(es) identified? Yes No
- Significant deficiency(ies) identified? Yes None reported

Type of auditors’ report issued on compliance for major federal program:

Unmodified

Any audit findings disclosed that are required to be reported in accordance with 2 CFR Section 200.516(a)?

Yes No

Identification of major federal program:

CFDA Number

Name of Federal Program or Cluster

20.205

U.S. Department of Transportation –
Highway Planning and Construction Cluster

Dollar threshold used to distinguish between Type A and Type B programs:

\$3,000,000

Auditee qualified as low-risk auditee?

Yes No

(Continued)

**HIGHWAYS DIVISION
DEPARTMENT OF TRANSPORTATION
STATE OF HAWAII**

Schedule of Findings and Questioned Costs (Continued)

Year Ended June 30, 2019

SECTION II – FINANCIAL STATEMENT FINDINGS

Refer to Appendix 1.

SECTION III – FEDERAL AWARD FINDINGS AND QUESTIONED COSTS

Refer to Appendix 2.

**HIGHWAYS DIVISION
DEPARTMENT OF TRANSPORTATION
STATE OF HAWAII**

Schedule of Findings and Questioned Costs

Fiscal Year Ended June 30, 2019

Material Weakness

**Finding 2019-001
Financial Reporting**

Criteria

Management of the Highways Division is responsible for the timely preparation and fair presentation of its financial statements in accordance with accounting principles general accepted in the United State of America (GAAP). Management is also responsible for the design, implementation, and maintenance of internal control over financial reporting to prevent, or detect and correct, misstatements of the financial statements on a timely basis.

Further, the Highways Division's financial reporting system should provide complete and accurate financial information on a timely basis to meet the financial reporting requirements of management, the State of Hawaii (the State), and the federal government.

Condition

HWYAC is the Highways Division's proprietary accounting system used to capture financial and project cost information, and serves as the Highways Division's general ledger for financial reporting purposes. FAMIS is the accounting system used by the State to accumulate and report financial fund information of the State, which includes the Highways Division.

The Highways Division does not reconcile amounts recorded in HWYAC to amounts recorded in FAMIS on a timely basis to ensure the integrity of the Highways Division's financial reporting process. Instead, the Highways Division reconciles cash in State Treasury, revenues, expenditures, and transfers recorded in HWYAC to those amounts recorded in FAMIS as part of the annual year-end closing process. This is an extremely time consuming exercise requiring extensive reconciliations, analysis, and adjusting journal entries to be prepared.

The Highways Division did not complete this reconciliation process until June 16, 2020, more than eleven months after the fiscal year-end. During our audit, we identified the following errors due to the untimely reconciliation of amounts recorded in HWYAC to amounts reported in FAMIS:

1. The Highways Division was unable to properly balance the State Highway Fund's trial balances as of and for the year ended June 30, 2019 until June 16, 2020. The trial balances were out of balance by \$2.6 million.

**HIGHWAYS DIVISION
DEPARTMENT OF TRANSPORTATION
STATE OF HAWAII**

Schedule of Findings and Questioned Costs

Fiscal Year Ended June 30, 2019

2. The Highways Division was unable to properly reconcile the State Highway Fund's and the Capital Projects Fund's cash balances as of June 30, 2019 until May 8, 2020. The cash balances recorded in HWYAC were less than the cash balances reported in FAMIS for the State Highway Fund and the Capital Projects Fund by \$3.7 million and \$3.4 million, respectively.
3. The Highways Division was unable to reconcile interfund transfers between the State Highway Fund and Capital Projects Fund for the year ended June 30, 2019 until June 6, 2020. The difference in interfund transfers reported between the State Highway Fund and Capital Projects Fund was \$1.6 million.

Audit adjustments were recorded to correct the Highways Division's financial statements for the errors identified above.

During our audit, we also identified other errors in the audit schedules provided by the Highways Division, which led to the recording of additional audit adjustments.

1. We found 13 projects reported as construction in progress (CIP) at June 30, 2019 that should have been transferred to capital assets since those projects were already placed in service. As a result, capital assets were understated and CIP was overstated by \$25.9 million as of June 30, 2019. Additionally, related depreciation expense and accumulated depreciation were understated by \$0.3 million.
2. We also identified other audit adjustments to accrue \$2.6 million of unrecorded expenditures, to record a \$3.1 million repayment to the Airports Division for a prior year land acquisition, and to record a \$1.5 million adjustment to reconcile the capital lease escrow account.

Further, we found that the existing financial reporting system negatively affects the Highways Division's ability to provide complete, accurate, and timely financial information to meet the financial reporting requirements of management, the State, and the federal government. The Highways Division continues to use the aging HWYAC for financial reporting, project costing and for federal reimbursement purposes. HWYAC has not had any significant updates since its implementation in 1982 and requires continuous maintenance and support by the information technology department.

During our audit, we noted that the Highways Division's ongoing technical issues with HWYAC have contributed to the significant delays in reconciling and correcting the financial information noted above. HWYAC's most recent technical issue resulted in the system being completely inoperable from early December 2019 through February 2020. During that time, the Highways Division was unable to retrieve information required to reconcile the 2019 financial information described above and post financial transactions for the 2020 fiscal year. Additionally, the Highways Division has had to manually compile federal expenditure reports to prepare federal reimbursement requests for this period, which was a very tedious and time consuming process.

**HIGHWAYS DIVISION
DEPARTMENT OF TRANSPORTATION
STATE OF HAWAII**

Schedule of Findings and Questioned Costs

Fiscal Year Ended June 30, 2019

Cause

The Highways Division did not adhere to its established policy requiring the reconciliation of amounts recorded in HWYAC to amounts recorded in FAMIS each month to ensure the integrity of the Highways Division's financial reporting process. We were informed that this was due in part to staff turnover and vacancies noted below.

In addition, the Highways Division's fiscal office did not sufficiently accumulate and review information regarding the status of certain CIP projects. Coordination between the fiscal office and district engineers is required to assess the status of ongoing construction projects (i.e., to determine whether projects have been materially completed and placed into service) in order to properly account for CIP and capital assets at year-end. The assessments were not completed and reviewed in a timely manner and, as a result, a number of CIP projects that were completed and placed in service during the year were not properly transferred to capital assets at year-end.

Staffing issues have hampered the Highways Division fiscal office's ability to effectively complete the year-end closing and reporting process, as well as to manage its day-to-day operations. Staffing issues include the departure of the fiscal officer during the critical portion of the year-end closing and reporting process, and extended leaves of absences, retirements, staff turnover, and vacancies within the fiscal office. In response to these changes, the fiscal office has had to shift responsibilities of day-to-day accounting tasks within an understaffed office. This situation contributed to the matters described in the *Condition* section above and was further complicated by the fact that there were insufficient formalized procedures for the year-end closing and reporting process.

Although the Highways Division has long recognized the need for a more efficient financial reporting and project costing system to replace the aging HWYAC, the Highways Division has yet to successfully implement a new system. We were informed that the Highways Division is actively pursuing software vendors in an effort to replace HWYAC with a more efficient financial reporting and project costing system.

Effect

The Highways Division was unable to prepare its financial statements in accordance with GAAP in a timely manner. Deficiencies in internal control over financial reporting and other factors noted above have resulted in misstatements of financial statements amounts and operating inefficiencies.

The failure to perform timely reconciliations between the amounts reported in HWYAC and amounts recorded in FAMIS could result in material errors going undetected and inaccurate financial information provided to management, the State, and the federal government.

**HIGHWAYS DIVISION
DEPARTMENT OF TRANSPORTATION
STATE OF HAWAII**

Schedule of Findings and Questioned Costs

Fiscal Year Ended June 30, 2019

Identification as a Repeat Finding, if applicable

See finding 2018-001 included in the Status of Prior Audit Findings.

Recommendation

We recommend that the Highways Division reconcile amounts recorded in HWYAC to amounts recorded in FAMIS on a monthly basis. This should improve the accuracy and completeness of financial information used by management and those outside the Highways Division, including the State and the federal government. This should also allow the Highways Division to identify, investigate, and correct cash receipt and cash disbursement errors in a timely manner, as well as expedite the year-end closing and reporting process.

We also recommend that the Highways Division assess the current fiscal office staffing situation and take appropriate steps to ensure that sufficient resources are available to meet its day-to-day and year-end financial reporting requirements. The Highways Division should consider providing increased training and cross-training opportunities for fiscal office staff.

In addition, we recommend that the Highways Division establish formal, written policies and procedures to enhance its year-end closing and financial reporting process, including (1) detailed procedures for the year-end closing reporting process, (2) identification of financial information required to support financial statement amounts and disclosures, (3) identification of individuals responsible for the preparation and review of such financial information, and (4) establishment of related timelines. In doing so, the loss of knowledge due to staff turnover will be minimized and should allow the Highways Division to continue operations uninterrupted.

Further, we recommend that the Highways Division exercise greater care in the accounting for capital assets for financial reporting purposes. The Highways Division should improve the coordination between the fiscal office and district engineers in assessing the status of ongoing construction projects to properly account for CIP and capital assets at year-end, as well as perform timely supervisory reviews of this information.

Finally, we recommend that the Highways Division continue its efforts to implement a new financial system to replace HWYAC with a more efficient financial reporting and project costing system that fully meets the accounting and reporting requirements of the Highways Division, the State, and the federal government.

**HIGHWAYS DIVISION
DEPARTMENT OF TRANSPORTATION
STATE OF HAWAII**

Schedule of Findings and Questioned Costs

Fiscal Year Ended June 30, 2019

Views of Responsible Official(s) and Planned Corrective Action

The Highways Division is developing written policies and procedures to reconcile HWYAC entries to FAMIS monthly. Increased training and cross training opportunities will be implemented.

The Fiscal staff will be accounting for capital assets in collaboration with project and district engineers to ensure proper status of construction projects to account for CIP and capital assets at year-end.

The Highways Division has solicited a request for proposals to develop and implement a new financial management system, replacing HWYAC anticipated to go live in 2022.

**HIGHWAYS DIVISION
DEPARTMENT OF TRANSPORTATION
STATE OF HAWAII**

Single Audit Findings

June 30, 2019

Significant Deficiency

**Finding 2019-002
Davis-Bacon Act**

**U.S. Federal Highways Administration
Highway Planning and Construction Cluster
CFDA No. 20.205**

Criteria

The Highways Division must ensure that contractors and subcontractors working on construction projects funded with Federal financial assistance comply with the provisions of the Davis-Bacon Act (the Act) and the U.S. Department of Labor regulations. Specifically, contractors and subcontractors must submit weekly, for each week in which any contract work is performed, a copy of the payroll and a statement of compliance (certified payroll reports), evidencing that their employees were paid wages not less than those established for locality of the project (i.e., prevailing wage rates).

Condition

Certain Highways Division construction projects are subject to the provisions of the Act. In order to monitor compliance with these provisions, the Highways Division has developed policies and procedures requiring contractors and subcontractors to submit weekly certified payroll reports within 7 calendar days after the pay checks are disbursed. Upon receipt of the certified payroll reports, the Highways Division will date and time stamp the reports, and forward the reports to the respective project engineer for his or her review to determine compliance with the Act.

During our audit, we selected and tested a sample of 40 certified payroll reports. We noted that 28 of the certified payroll reports were received after the 7-day deadline. We also noted that although the Highways Division's certified payroll reports contained evidence of review, there was no consistent method followed to document who the reviewer was and/or the date that the review was performed.

Cause

The Highways Division did not adhere to its internal policies and procedures requiring project engineers to obtain and review certified payroll reports on a timely basis to determine that contractors and subcontractors are paying their employees the prevailing wage rates. We also noted that each district office has different procedures in place to document compliance with provisions of the Act.

**HIGHWAYS DIVISION
DEPARTMENT OF TRANSPORTATION
STATE OF HAWAII**

Single Audit Findings

June 30, 2019

Effect

The Highways Division did not comply with the provisions of the Act requiring the timely receipt of certified payroll reports submitted by contractors and subcontractors to determine that their employees are paid prevailing wage rates.

Recommendation

We recommend that the Highways Division adhere to its internal policy requiring project engineers to obtain and review certified payroll reports on a timely basis (i.e., within 7 days after the pay checks are disbursed) to determine that the contractor or subcontractor is complying with the prevailing wage rate requirement. Additionally, we recommend that the Highways Division develop standardized procedures to document the date and time of receipt of the certified payroll reports, as well as the review and approval of those certified payroll reports by project engineers.

Views of Responsible Officials and Planned Corrective Action

The Highways Division's Procedure 10-2-08 underlines the requirement for timely submission and review of certified payrolls and outlines specific documentation reviews. The Highways Division will have follow-up discussions with the General Contractors Association in reviewing the Davis-Bacon Act and Section 109.10 of the 2005 Standard Specifications for Road and Bridge Construction reporting requirements. Discussions will include the electronic submission of weekly certified payroll reports to ensure timely review. The Highways Division will address reporting requirements with construction personnel and emphasize that section 109.10 of the 2005 Standard Specifications for Road and Bridge Construction allows the withholding of any or all of the monthly progress payments that are due or become due.

Section IV

Status of Prior Audit Findings

**HIGHWAYS DIVISION
DEPARTMENT OF TRANSPORTATION
STATE OF HAWAII**

Status of Prior Audit Findings

Year Ended June 30, 2019

This section contains the current status of the prior year’s audit findings by the auditors performing the 2018 financial and single audit of the Highways Division (referred to as the other auditors). The recommendations are referenced to the previous single audit reports for the fiscal year ended June 30, 2018, dated March 4, 2019.

Findings and Recommendations	Status
<p>2018-001 Financial Reporting</p> <p>During the 2018 audit, the other auditors identified a number of errors in supporting documentation, which led to proposed audit adjustments recorded by management and proposed audit adjustments not recorded by management. The other auditors proposed several audit adjustments that, when considered in the aggregate, could be indicative of a larger internal control issue.</p> <p>The other auditors recommended that the Highways Division review CIP projects at least quarterly to determine the status of projects as in progress, completed, or discontinued, and that capital assets data be reconciled as necessary for financial reporting purposes.</p> <p>The other auditors also recommended that the Highways Division strengthen its review process of key spreadsheets in order to identify and eliminate errors. Additionally, they recommended that the Highways Division continue pursuing implementation of a financial management system that will allow for financial information to be tracked both on a cash and accrual basis within the system.</p>	<p>Not accomplished. Refer to Finding 2019-001.</p>

**HIGHWAYS DIVISION
DEPARTMENT OF TRANSPORTATION
STATE OF HAWAII**

Status of Prior Audit Findings

Year Ended June 30, 2019

Findings and Recommendations	Status
<p>2018-002 Schedule of Expenditures of Federal Awards (SEFA) Preparation</p> <p>During the 2018 audit, the other auditors noted that Highway Safety Cluster federal expenditures were misclassified in the preparation of the SEFA.</p> <p>The other auditors recommended that the Motor Vehicle Safety Office (MVSO) provide the Fiscal Office expenditures by CFDA number prior to the preparation of the SEFA. The Fiscal Office should reconcile total federal expenditures recorded in the general ledger to the information provided by the MVSO, which uses a grant tracking software to track costs by funding source and CFDA number. Furthermore, the individuals responsible for grant administration should review the SEFA prior to the issuance.</p>	<p>This matter has been resolved. The Highways Division was able to provide federal expenditures by the appropriate CFDA number in the preparation of the 2019 SEFA.</p>
<p>2018-003 Subrecipient Cash Management</p> <p>During the 2018 audit, the other auditors noted that certain subrecipient expenditures of the Highway Planning and Construction Cluster were not paid by the Highways Division until after funds were received from the federal awarding agency. The other auditors recommended that the Highways Division work with the federal award agency, other state agencies, and the subrecipients in order to devise a workable solution.</p>	<p>This matter has been resolved. The Hawaii Federal Aid Division of the Federal Highway Administration (FHWA), U.S. Department of Transportation, issued the management decision letter dated April 17, 2019, which indicated that the FHWA disagreed with the finding of noncompliance with cash management requirements.</p>