

# Department of Land and Natural Resources

Informational Briefing  
Senate Ways and Means  
Friday, January 18, 2019

**§171-3 Department of land and natural resources:**

*public lands, water resources, ocean waters, navigable streams, coastal areas, minerals, state parks, historical sites, forests, forest reserves, aquatic life, aquatic life sanctuaries, public fishing areas, boating, ocean recreation, coastal programs, wildlife, wildlife sanctuaries, game management areas, public hunting areas, natural area reserves ....*

# LNR 101 – Public Lands Management (LD, OCCL)

- Administer public lands not otherwise set aside to other agencies
- Conservation district regulation

## PARCEL SEARCH

Parcel Search

Enter one or more Tax Map Keys (TMK).

[more info >>](#)

TMK or Alternate ID

Go

Show Results Table

Show/Hide Parcel Fill

Clear Highlight

Polygon Search

Legislative District Search

## ENCUMBRANCE SEARCH

Encumbrance Search

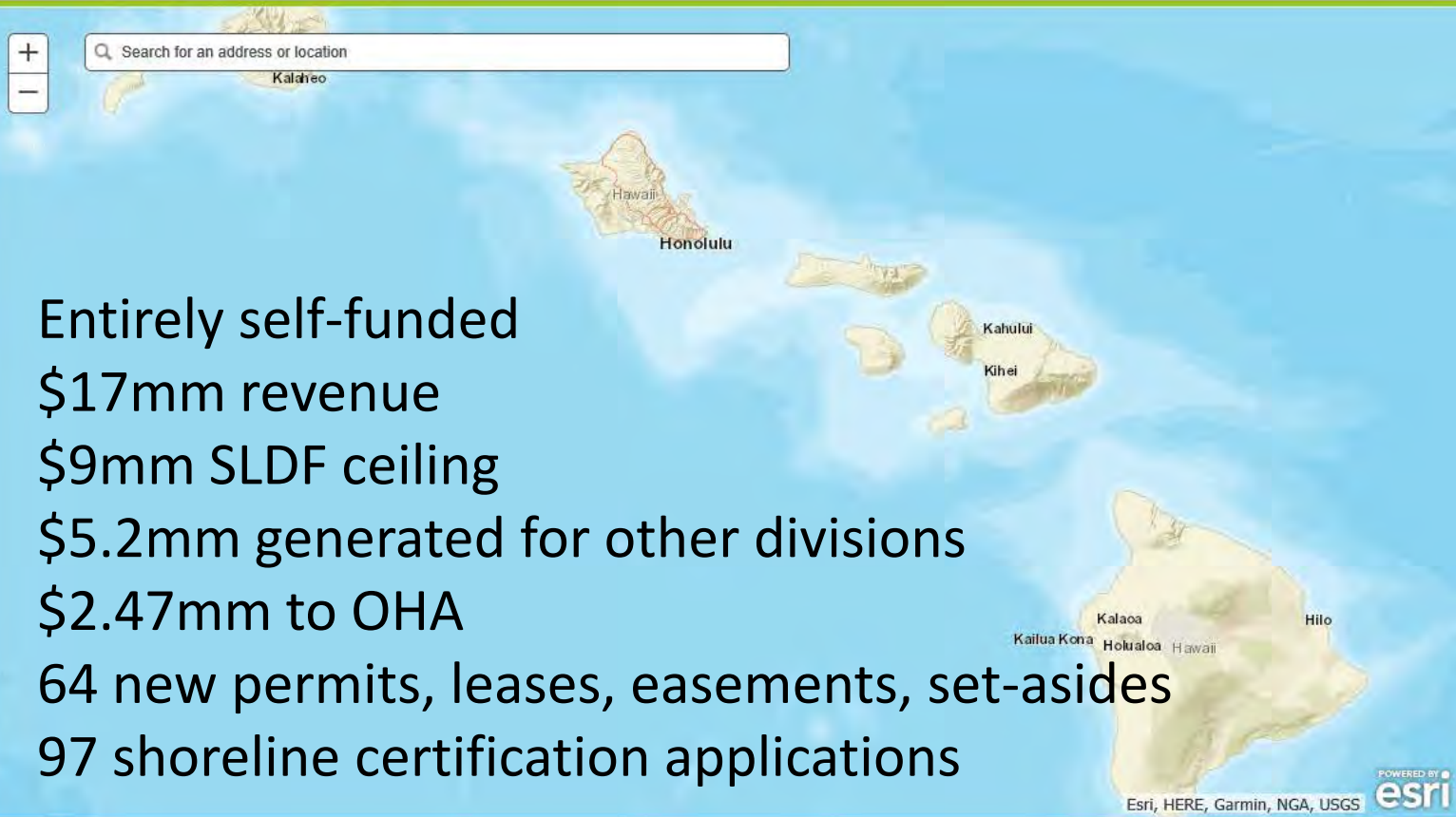
## COMBINED SEARCH

Combined Advanced Search

## MAP UTILITIES

Layers

Legend





Key requests: \$2mm/\$4mm CIP to tear down Uncle Billy's, Banyan Drive, Hilo

# 2018 OCCL Results:

- 30 Conservation District Use Applications
- 230 Correspondences
- 12 Emergency Permits
- 83 Site Plan Approvals, 22 violations
- 13 Shoreline Encroachments
- Climate Comm/Sea Level Rise



Hawai'i Climate Adaptation Portal

Home Climate Science Climate Adaptation Hawaii Initiatives Meetings Resources Resiliency Stories

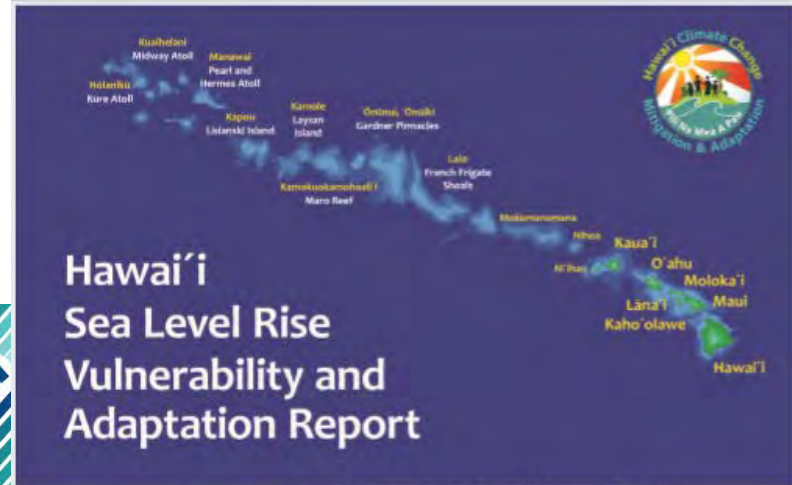



- ★ Act 32, SLH, 2017
- 📅 Upcoming: Sept. 4, 2018
- ✉ Contact Info
- 📄 Hawaii Sea Level Rise Vulnerability and Adaptation Report (2018)
- ⚙️ Hawaii Sea Level Rise Viewer

## PILI NA MEA A PAU

ALL THINGS ARE RELATED

Climate Commission  
Sea Level Rise Report





Key requests:

\$175k/\$185k for Climate Commission Coordination  
\$2.5mm FY2020 CIP for Royal Hawaiian groin  
(\$1.25mm private WBSBIDA match)  
\$10.35mm FY21 Waikīkī Beach Master Plan  
Improvements (\$1.5 Beach Restoration SF, \$3mm  
private WBSBIDA match, \$4mm DLNR Trust Funds,  
\$1.85 GO bonds


# LNR 111 – Conveyances and Recordings (BOC)



- Entirely self-funded
- \$7.01mm revenues
- \$6.5mm ceiling
- 310,000 documents recorded/year
- Kaizen process engineering
- \$1,155,613 awarded for image inspection and enhancement services (Phase III of V)

# FY20-21 CEILING INCREASE REQUEST

- ▶ FY 20 and FY 21 \$750,000/year digitization for archiving and viewing
- ▶ FY 21 \$500,000 – Partial restoration/preservation of books, management system for map collection and technology improvements to better serve the public in the Public Reference Room



A photograph of the Keahua Bridge in Kaua'i, Hawaii. The bridge is a long, multi-span truss bridge with a wooden deck and railings, crossing a river. The river has a small waterfall on the left side. The background is a dense forest of green trees. The sky is overcast.

LNR 141 – Water and Land Development (ENG)  
LNR 810 – Prevention of Natural Disasters (ENG)

**Keahua Bridge, Kaua'i**

**LNR 810 Operating Budget requests federal fund ceiling adjustments (\$199,300/\$229,300, MOF P) to account for anticipated higher federal grant awards from FEMA. These grants support proactive projects and activities to protect public health and safety by promoting dam safety and mitigation against flood losses**



Maui DLNR Annex



Lanikai Rockfall Fence



Hapuna Beach restroom



Kekaha - Kua Bay stairway

# Am I in a Dam Evacuation Zone?

The State Dam Safety Program of the Department of Land and Natural Resources, Engineering Division, has provided state regulated dam location information on our Flood Hazard Assessment Tool (FHAT). In support of the County Emergency Response Agencies, county dam evacuation information is also included when conducting a parcel search.

To begin your search, use the FHAT by visiting [www.hawaiiinfip.org](http://www.hawaiiinfip.org) and click:



Search for a property by typing in the address in the search bar or Tax Map Key (TMK) number in the TMK Search window.



Click on the structure or parcel of interest. A "Parcel Quick View" window will open.



Click "parcel details" to display the property details, including the dam evacuation zone assessment.

Click on "print report" for a copy of the Flood Hazard Assessment Report, including dam evacuation assessment.



**Engineering (LNR 141) is requesting \$3,000,000/year (MOF C) for Rockfall and Flood Mitigation, Statewide to address potentially hazardous conditions on DLNR lands**

LNR 153 – Fisheries Management (AR)

LNR 401 – Ecosystem Protection & Restoration (AR)

LNR 805 – District Resource Management (AR)

**COMMERCIAL FISHERIES**

**ECOSYSTEM PROTECTION**

**RECREATIONAL FISHERIES**





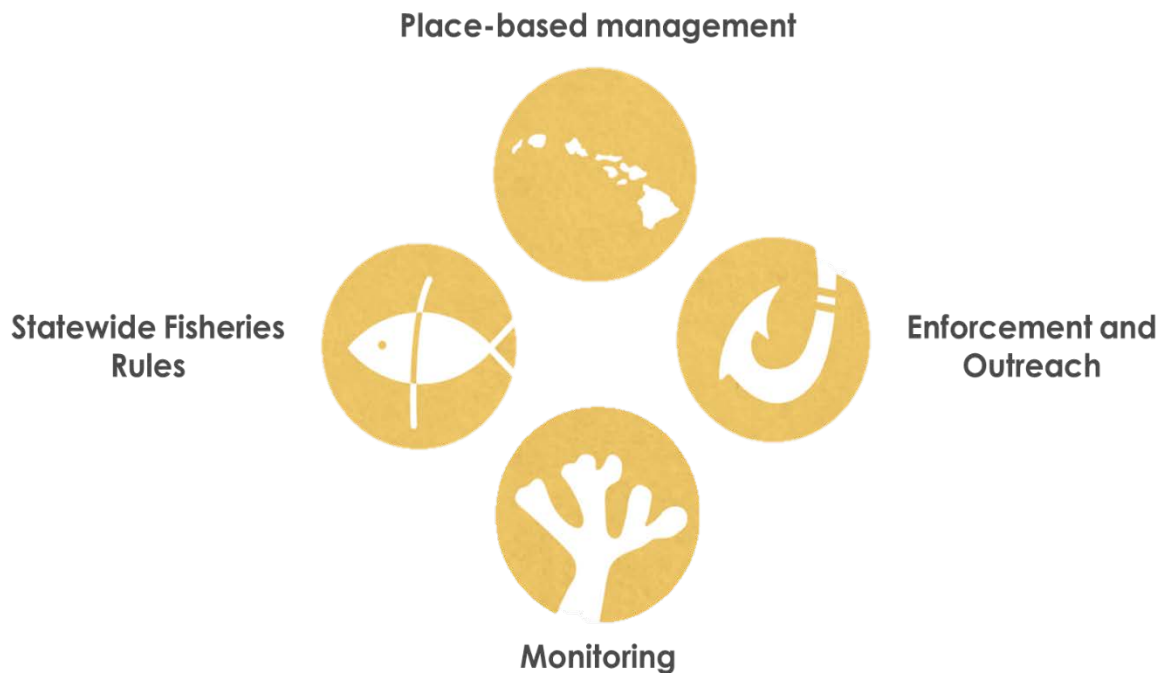
Wai'opae Marine Life  
Conservation District, Puna

covered by lava,  
Kilauea eruption



# Roadmap to 30x30

Achieving Effective Management in 30% of Hawai'i's Nearshore Marine Waters by 2030



# Mangrove removal on Honouliuli Stream






Hawaii Division of Aquatic Resources









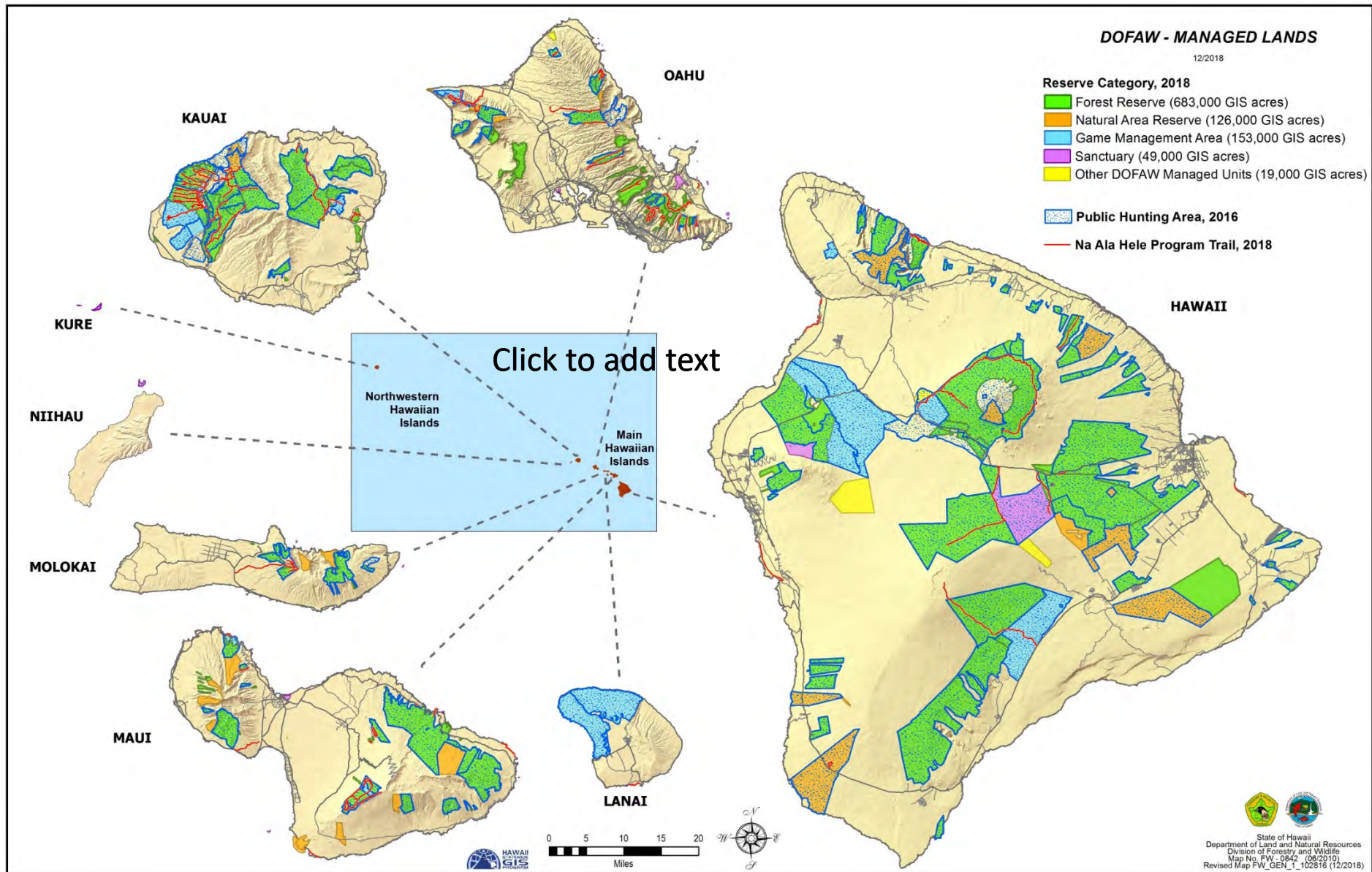
2019 Ops Request: Full Funding for 2018 New Positions  
Two restored Program Manager Positions  
(3) Aquatic Biologists Positions for Maui, Kauai, Kona  
(1) Geographical Information Specialist Position

# Division of Forestry and Wildlife

LNR172	LNR402	LNR407	LNR804
Forest Resource Management & Development	Native Resources & Fire Protection Program	Natural Areas & Watershed Management	Forest & Outdoor Recreation



# DOFAW manages 25% of the land in the state



# LNR 172 - Forest Resource Management and Development



## FY 18 Accomplishments:

- 2,100 forest technical assistance contracts
- 2,000 acres of forest reserve land planted
- Hawai'i Wood Utilization Network
- 60,000 board feet of koa to woodworkers
- Collaborative management of canoe koa





## LNR 172

- Developing two pilot forest carbon projects, Nakula/Kahikinui on Maui and Puu Mali on Hawaii; carbon market and pricing mechanisms
- Helemano (Oahu) acquisition creates forest product opportunities.

## FB 20-21 Requests

- Change MOF P to A for Forest Stewardship Program and state tree nurseries (\$118,176/ \$118,176)
- Full year funding for Forestry and Wildlife Technician for forest reserve management (\$17,454/ \$17,454)

## Rapid 'Ōhi'a Death Response

- Research
- Survey & Control
- Public Outreach
- Restoration


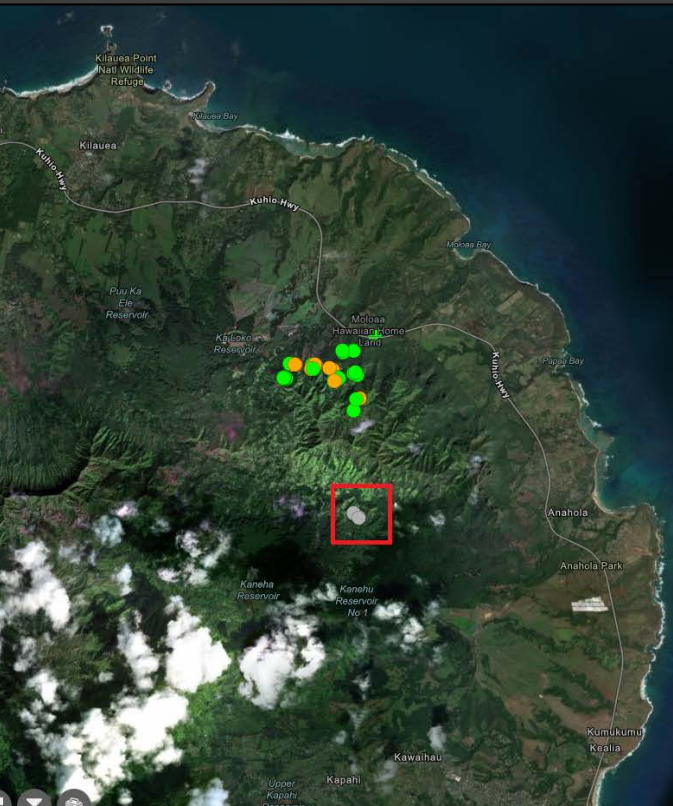
- Surveyed over one million acres of forest
- Managed six recent ROD outbreak sites to contain the disease
- 41 community events reaching a total of 2,653 people
- *'Ōhi'a Love Fest* in Hilo - 3000 people
- 5 bio-sanitation workshops targeting eco-tour operators.
- "Saving Ohia" documentary x13 during prime time on all five local TV stations



- ### Legend
- C. lukuohia
  - C. huiuhia
  - ● Both Species
  - Not Detected
  - Brown Tree Locations
  - Highways
  - Fencelines



# Fencing protects Ohia from ROD





# ROD 2020-21 Priorities

- Research
- Survey and Monitoring
- Rapid Response
- Public Outreach
- Feral Animal Removal
- Restoration and Resistant 'Ōhi'a
  
- FB 20-12
- Add funds for Rapid Ohia Death (\$500K/\$500K)



LNR 402

2018

- Endangered species recovery:
  - Alala, nene, 'io, seabirds, tree snails
- Akikiki captive breeding
- 6 active Safe Harbor Agreements, 11 active Habitat Conservation Plans (HCPs)
  - 18 HCPs in development with private partners
- FB 20-21 Requests
- Change MOF from P to A (\$161,317/\$161,317)
- Full year funding for Forester IV (\$26,478/\$26,478)





# LNR 402 - Fire and Emergency Response

2018 Natural disasters: Kauai floods, Kilauea eruption, Hurricanes Lane and Olivia



# LNR 402 - Fire and Emergency Response

2018:

- 21 Remote Automated Weather Stations for high fire-risk
- Incident Command System training
- Five community fire prevention workshops



# Fire and Emergency Response



LNR 402

## FB20-21 Requests

- Add funds for Fire and Emergency response (\$300K/\$300K)

Invasive Species  
& Biosecurity  
Requests



Coqui barrier fence



Herbicide ballistic technology



LNR 402 -- FB 20-21: Add funds for HISC (\$1M/\$1M)

# Biosecurity Plan – FB 20-21

10 positions for forest management (\$394,110/\$615,852)

**147 actions** in the Hawaii Interagency Biosecurity Plan (HIBP) provide a roadmap to a safer, more sustainable Hawaii. Implementation is underway and ahead of schedule.



## Completed

- Vector Control Branch restored
- 10 new extension agents
- Detector dog program restored
- 643pest.org online pest reporting tool
- HISC funds moved to base budget
- Funds for biocontrol facility planning
- Funds for watershed fences, rapid ohia death



## In Progress

- E-manifest technology for imports
- Biosecurity database for interceptions
- Airport biosecurity signs
- Vessel biofouling tools
- Aquaculture risk assessment tool
- Biocontrols for *Miconia*, ginger, albizia
- New tools for ant & mosquito control



## Needed

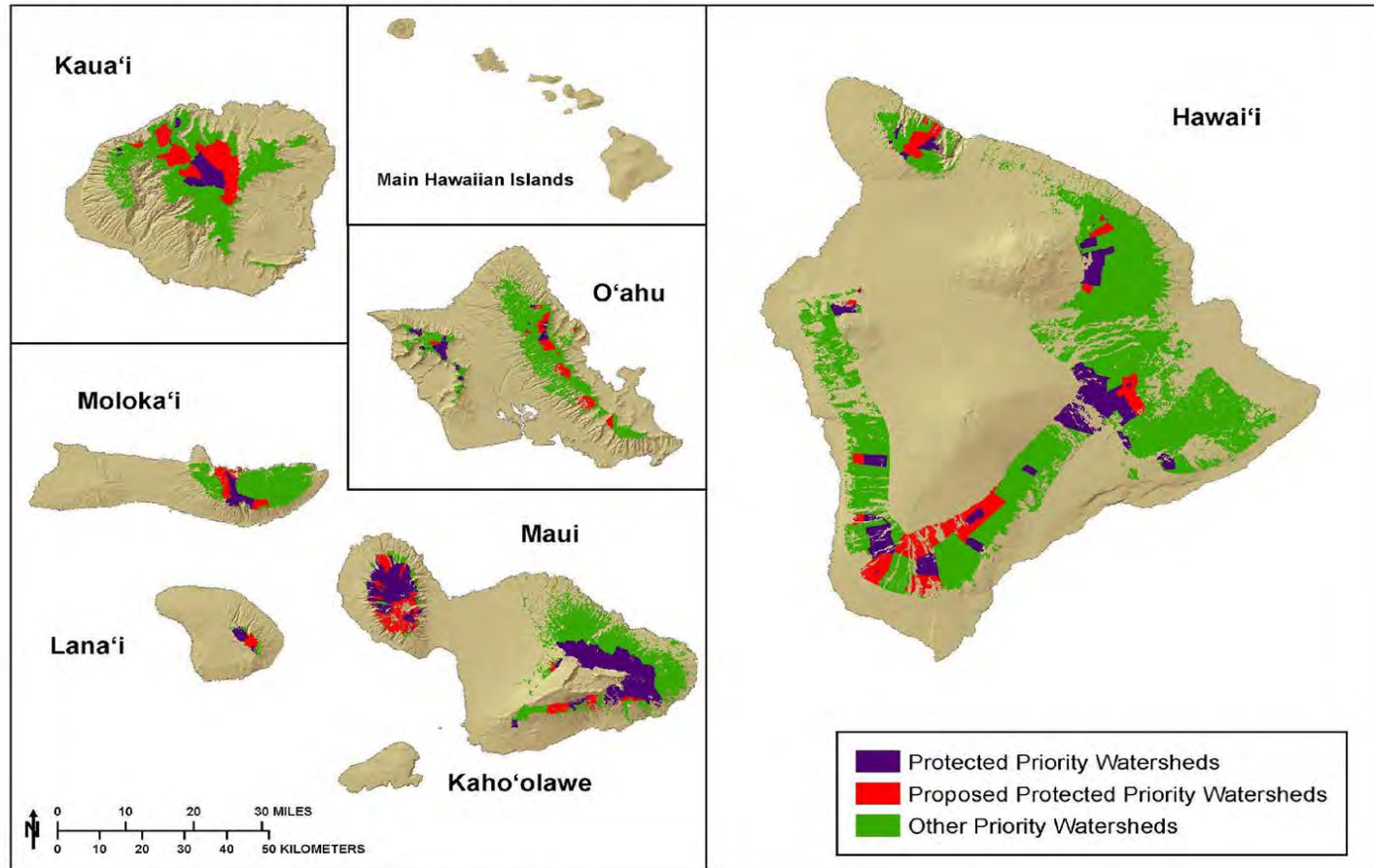
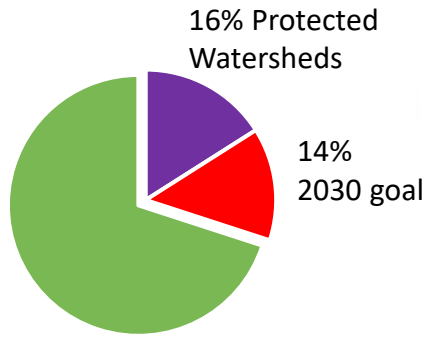
- DOFAW biosecurity techs for protected lands
- Entomologists, pathologists, botanists for risk assessments
- Biosecurity emergency response fund
- Increased funds for HISC and watershed fencing
- More agricultural inspectors
- Funding for biocontrol facility construction

## LNR 407 – Natural Area Reserves and Watershed Management



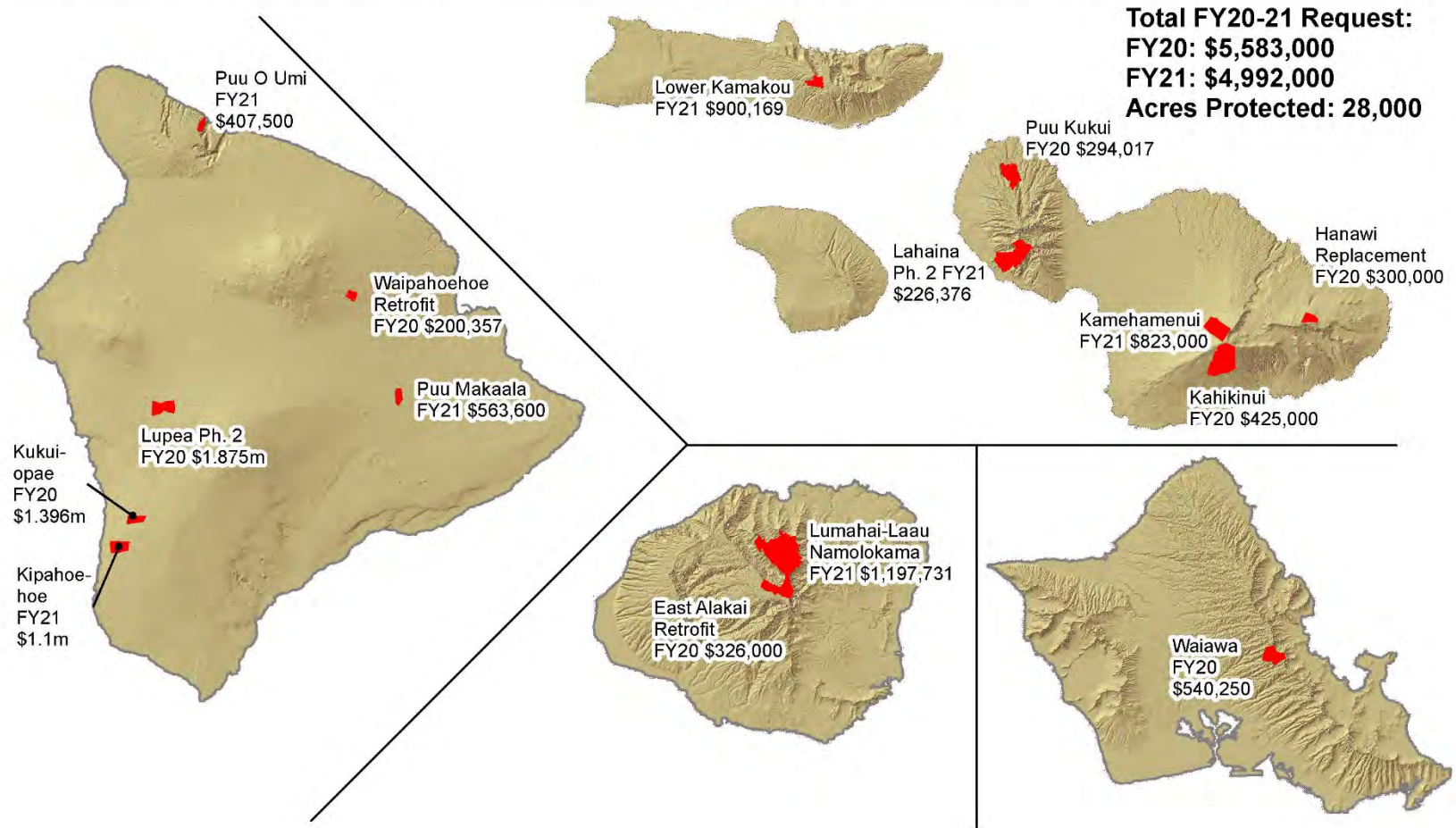


# 30x30 Watershed Plan



Features approximate and subject to change. DOFAW 587-4170.

# Watershed Protection and Initiatives, SW Requested FY 20-21 CIP Proj. D01A (LNR 407)



Features are approximate and subject to change. DOFAW 587-4170. December 2018.

**LNR 407**

## LNR 804 – Forest and Outdoor Recreation

- Hunting
- Hiking
- Camping
- OHV/Bicycles/Equestrian



LNR 804

2018

- 2,000,000 visitors on Na Ala Hele Program Trails.
- 1600 hours of volunteer trail work.
- Maintained over 500 miles of trails/roads (declining)
- Commercial Trail Tour Activity program serving over 7,000 clients.
- Improvements to Na Ala Hele website
- New online day-use permit system for Kuaokala and Mokuleia trails.
- 42 Abstracts and 14 Quiet Title Action reviews for protection of public access.





# GO HUNT Hawaii

CONNECTING HUNTERS  
& RESOURCE MANAGERS

Photo: Brian Howell



- Quarterly newsletter “Go Hunt Hawaii”
- Game population and habitat monitoring
- Collaborative game bird surveys - Hawaii
- Pig distribution hunting models - Maui
- Hunting survey - 1198 hunters (10%)



# LNR 804

FB 20-21

Request

- Change MOF from B to A (\$218,100/ \$218,100)

# LNR 101 - Land Conservation Fund

FY 18:

- Helemano land acquisition
- 12 active land acquisition projects
- Turtle Bay debt service
- 4 new land acquisition awards



# LNR 101 – Land Conservation Fund

# LEGACY LAND GRANTS

Total match received:

\$53+ million (\$38mm>)



## Land Conservation Fund Properties

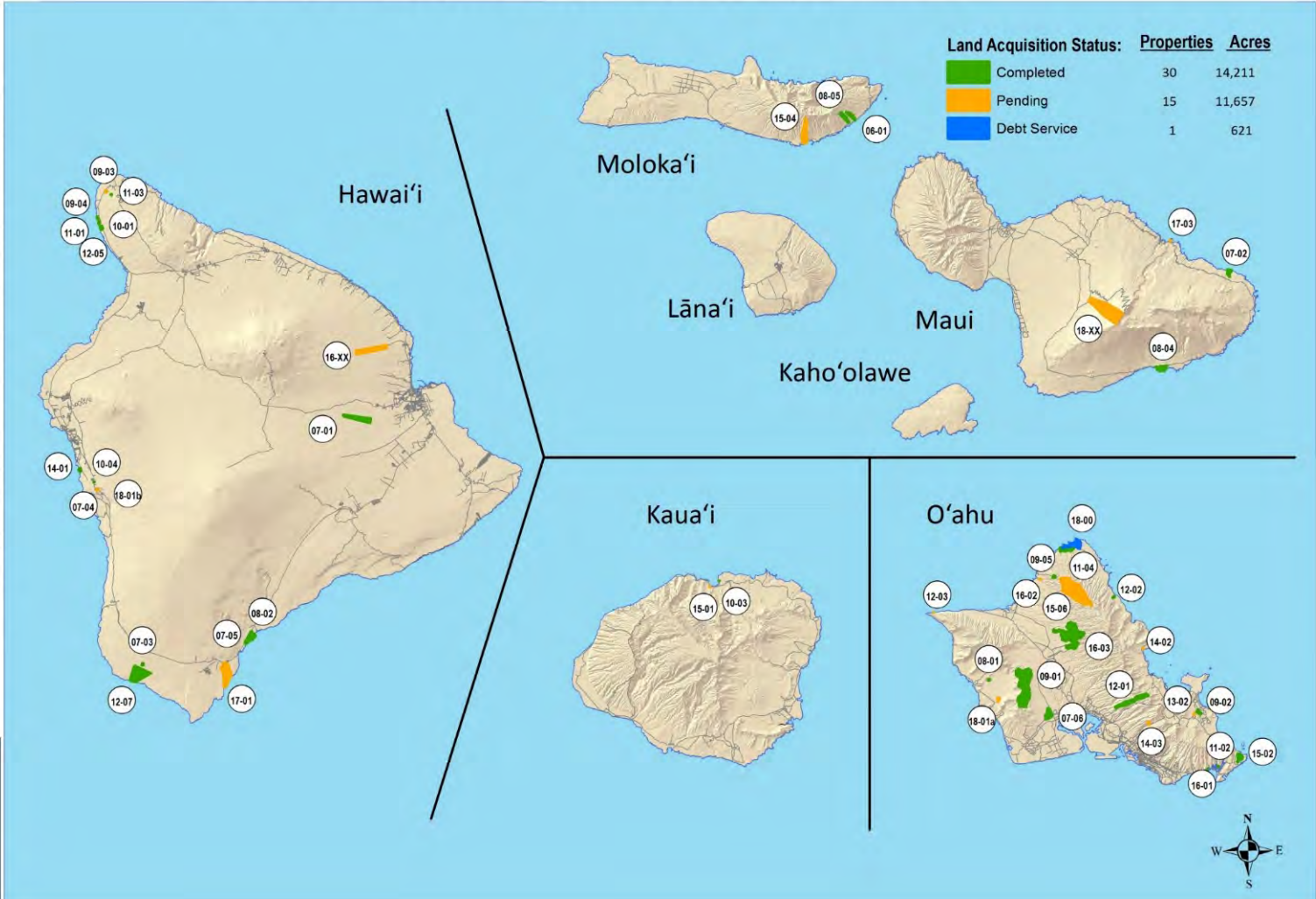
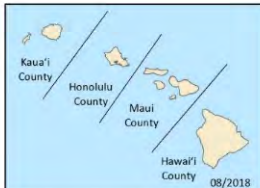
GROWING BY THE ACRE: RESOURCES PROTECTED FOR THE PUBLIC BENEFIT

### Project Index

(CE = Conservation Easement)

Year & Number	Project	Acres
18-00	Turtle Bay Makai - Kahuku Kawela Forever*	621
18-01a	MA O Organic Farms - Palikea	21.1
18-01b	Greenwell Garden	13.6
18-XX	Kamehameha Forest**	3,277
17-01	Waialeale	2,209
17-03	Ke'anae Lo'ICE	6.1
16-01	Kāneʻaie Spring	1
16-02	Pu'ukūa	4
16-03	Helemano (includes 14-04)	3,027
16-XX	Makānaloa**	1,835
15-01	Kalaunono at Waiʻpā	1.8
15-02	Ka Iwi Coast Mauka	181.1
15-04	Pua Anaha Watershed	800
15-06	Pōpōka Mauka	3,716
14-01	Kuamoo	47
14-02	Hakipu u Lo'i Kalo	1.5
14-03	Hō'oulu Oia	13.4
13-02	Ulupā Heiau State Park Addition	3.4
12-01	Kaunaoa Valley	635
12-02	Maunawala Heiau	9.1
12-03	Ka'ena Point NAR Addition	***
12-05	Kāhoiwa South	34.6
12-07	Kaunaoa Coastal	3,128
11-01	Kāhoiwa	76.6
11-02	Hāvea	5
11-03	Kaunaoa	27.5
11-04	Turtle Bay Mauka CE	469
10-01	Pan'o	101.6
10-03	Black Pot	0.7
10-04	Kalukū Ranch	2.1
09-01	Honouliuli	3,582
09-02	Hāmbūka Marsh Pu'u o Ehu	65.6
09-03	Kukūpāhu Heiau Buffer	7
09-04	Lāpāhāi State Park	17.1
09-05	Sunset Ranch CE	27.4
08-01	MA O Organic Farms	11
08-02	Kāwe'i	550.9
08-04	Nū'u	81.4
08-05	Kawīkapu	196.4
07-01	Hilo Forest Reserve	1,336
07-02	Kāhala	169.9
07-03	Kūpuka Kāhōhō	3
07-04	Uchida Farm	5.5
07-05	Kāwī	234.3
07-06	Kunia CE	108.2
06-01	Kaunālu CE	167

\* Annual Debt Service Payments for Fee Acquisition and CE.  
 \*\* Line item in legislative budget.  
 \*\*\* Target parcel donated to State; seeking additional parcel for acquisition.







**Legacy spending ceiling:**  
Historic ~ \$5,100,000

**FY20 request**  
**Ceiling +\$2,364,905**  
**Haloa Aina \$1M**  
**Pia Valley \$100K**

**FY21 request**  
**Ceiling + \$2,364,905**



## **LNR 404 - WATER RESOURCE MANAGEMENT**



**East Wailuaiki Stream, East Maui**



**Kahoma Stream, West Maui**



**North Fork Wailua River, Kaua'i**

- Completed the East Maui Contested Case Hearing, amending interim instream flow standards for 21 East Maui watersheds and permanently restoring streamflow to 8 streams.
- Amended interim IFS for Ukumehame, Olowalu, Launiupoko, Kaua'ula, and Kahoma watersheds.
- Established additional water reservations for the Department of Hawaiian Home Lands in 21 surface and ground water hydrologic units in both designated and non-designated water management areas statewide.

# COMMISSION ON WATER RESOURCE MANAGEMENT

- Completed Phase 1 of the Water Audit Program, established via Act 169, SLH 2016, to increase water conservation by identifying and reducing water losses in county water systems.
- Amended administrative rules to increase penalties and application filing fees for well construction and pump installation permits.
- Conducted a symposium on ground water dependent ecosystems in Kona, Hawai'i.
- Completed a draft update of the Water Resource Protection Plan.



**Water Audit Workshop, Līhu'e, Kaua'i**



**Measuring Water Levels at Pahoehoe Well, Kona, Hawai'i**



**Groundwater Dependent Ecosystems Symposium, Kona, Hawai'i**

## COMMISSION ON WATER RESOURCE MANAGEMENT

- Renewed the annual cooperative agreement with the U.S. Geological Survey.
- Inspected 371 wells and conducted education/outreach to well owners on the islands of O‘ahu, Maui, and Moloka‘i regarding the requirements to report water use and the new online reporting system.
- Installed 5 new real-time stream gages to be monitored by Commission staff.
- ***Current request to increase Special Fund Expenditure Ceiling by \$10,673 to cover salary and fringe benefit assessment rate.***



Keopu 1 Deep Monitor Well , Kailua-Kona, Hawai‘i



Olowalu Shaft, Olowalu, Maui



Installing Real-Time Stream Gage at Waihe‘e River, Maui

# LNR 405 – Conservation and Resources Enforcement (DOCARE)



- DLNR enforcement arm
- Millions of acres, mauka to makai
- Public lands and waters
- Conservation district public & private







FY18	STATEWIDE TOTALS
INVESTIGATIONS	2950
CITATIONS	2396
WARNINGS	664
ARRESTS	45

# DOCARE

## 2018 ACCOMPLISHMENTS

- DOCARE Academy Funding  
-\$500,000
- Six Officers completed the lateral academy for newly hired officers with past experience
- Four assigned to Oahu, two assigned to Maui County.
- CREO I Recruitment Early 2019







# 2019 BUDGET REQUEST

- Convert 6 CFEU Officer positions from temporary to permanent status.
- Temporary status of the positions hinders recruitment.
- Conversion will increase the applicant pool.



## 2019 DOCARE BUDGET REQUEST

- Establish Program Specialist IV Position
- To maintain and coordinate the Makai Watch Program
- Continue liaison with and education of the public.



# LNR 801 – Ocean-Based Recreation (BOR)





Removal of illegally stored vessels from Lanikai Beach



Port Allen SBH Floating Dock Improvements



Waianae SBH Paving Improvements



Kaunakakai SBH New Loading Dock





# Lahaina SBH and Mala Boat Ramp Maintenance





North Kawaihae SBH Maintenance Dredging

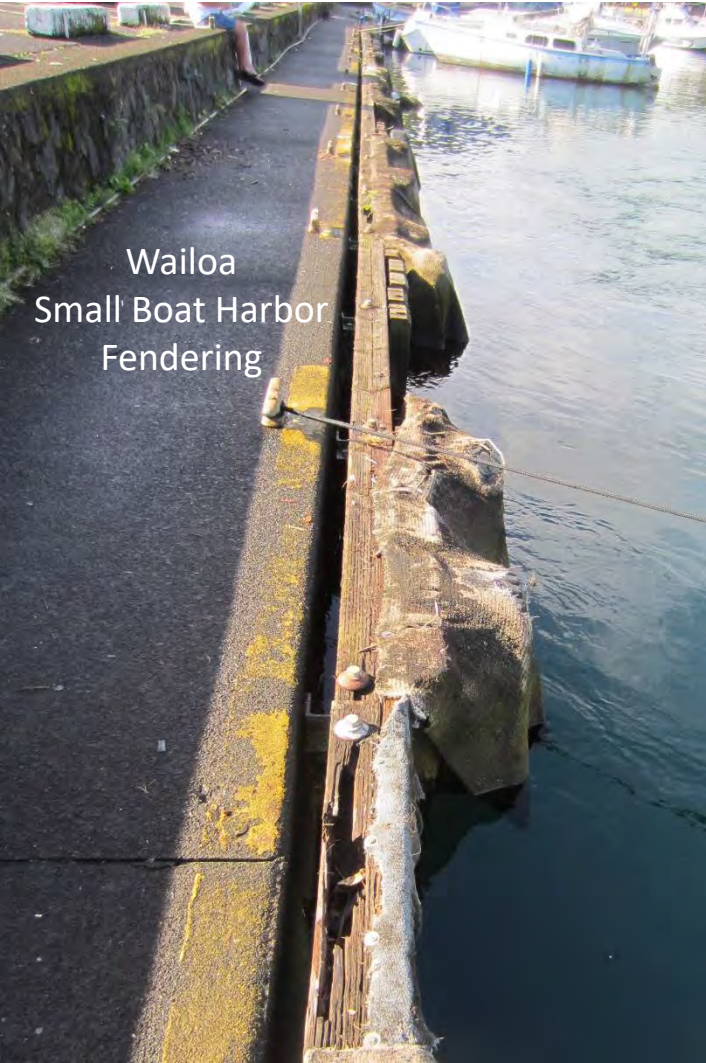


Wailoa Small Boat Harbor  
Fendering Removal

28

# LNR 801 CIP Requests

- Wailoa Small Boat Harbor fendering: \$500K
- Kailua-Kona loading dock repairs: \$150K



Wailoa  
Small Boat Harbor  
Fendering



Kailua-Kona loading dock

# LNR 802 – Historic Preservation (HP)

- Digitization underway – 1.6mm pages done
  - Request: \$150k/\$100k to continue on neighbor islands
- Hawaii Cultural Information System (HICRIS) underway
- New position hiring underway
  - Archaeologists scarce
- Request \$57k federal ceiling increase



# Hurricane Lane – Hilo Records Protected





CIP Request: \$250k design/plan  
new Hilo building

\$50k repairs to Hilo building



# LNR 806 – Parks Admin & Ops (SP)



Makena Beach, Maui  
\$1.5mm statewide lifeguard cost increase





# 2018 Statewide numbers of permits issued, agreements and dispositions managed

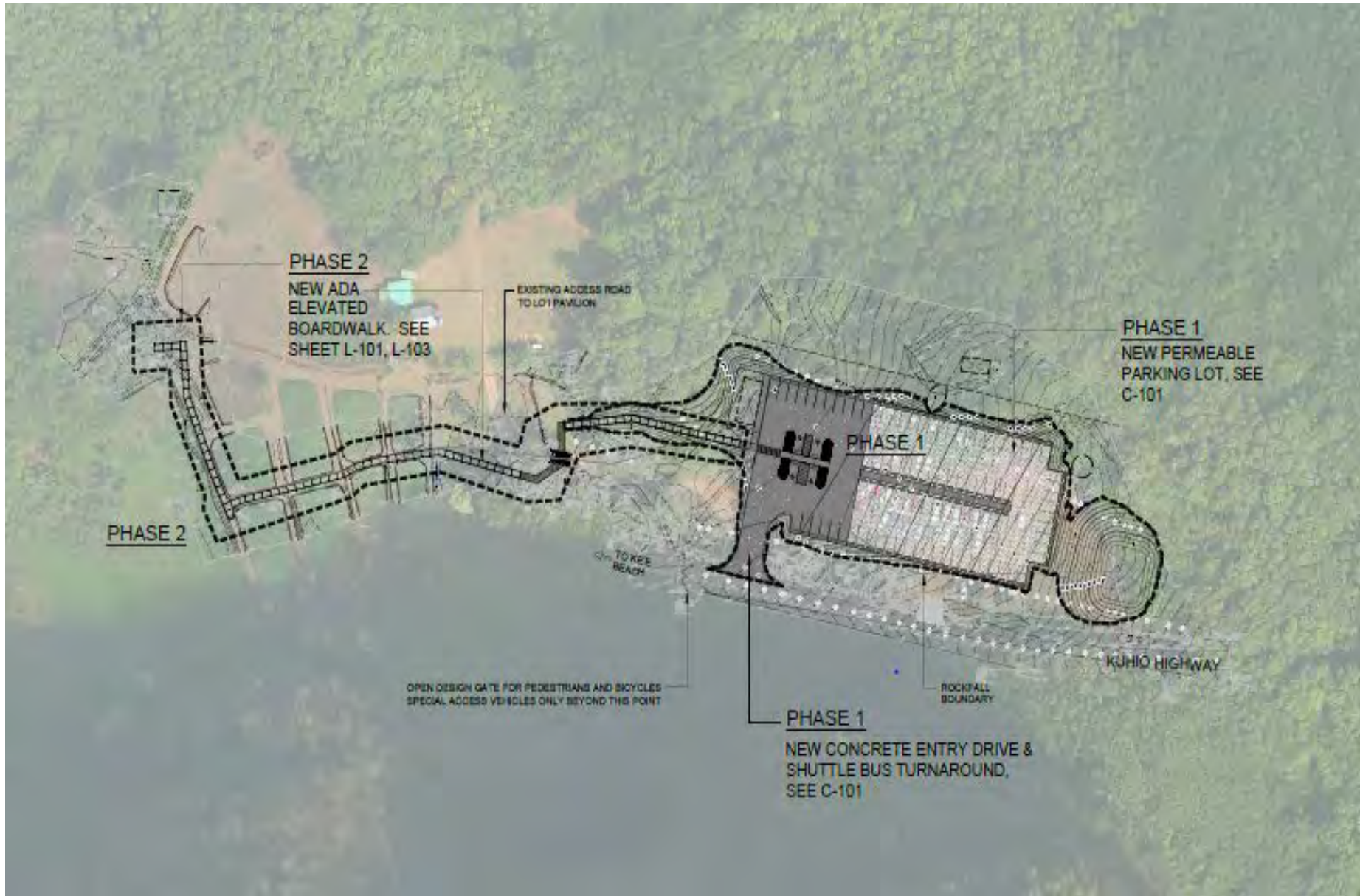
- Special Use Permits (SUP): 12,360
- Camping and lodging permits: 23,566
- Concessions: 7
- General Leases 159
- Revocable Permits 15
- Commercial SUP 17
- Right-of-Entry 4
- Land Agreement 1
- Volunteer Agreements: 32

# Kalalau Trail damage after April flooding

Kalalau camping permits have been canceled since the April flooding closing the Napali Coast State Wilderness Park, an approximately \$400,000 loss in annual revenue. 1,495 Kalalau camping refunds have been issued since April



# Ha'ena State Park – April flood creates opportunity to implement master plan – reducing from 2000 to 900 people limit per day



3,000 people per day at Diamond Head State Monument – New pedestrian and bike only access opportunities in Kapahulu Tunnel





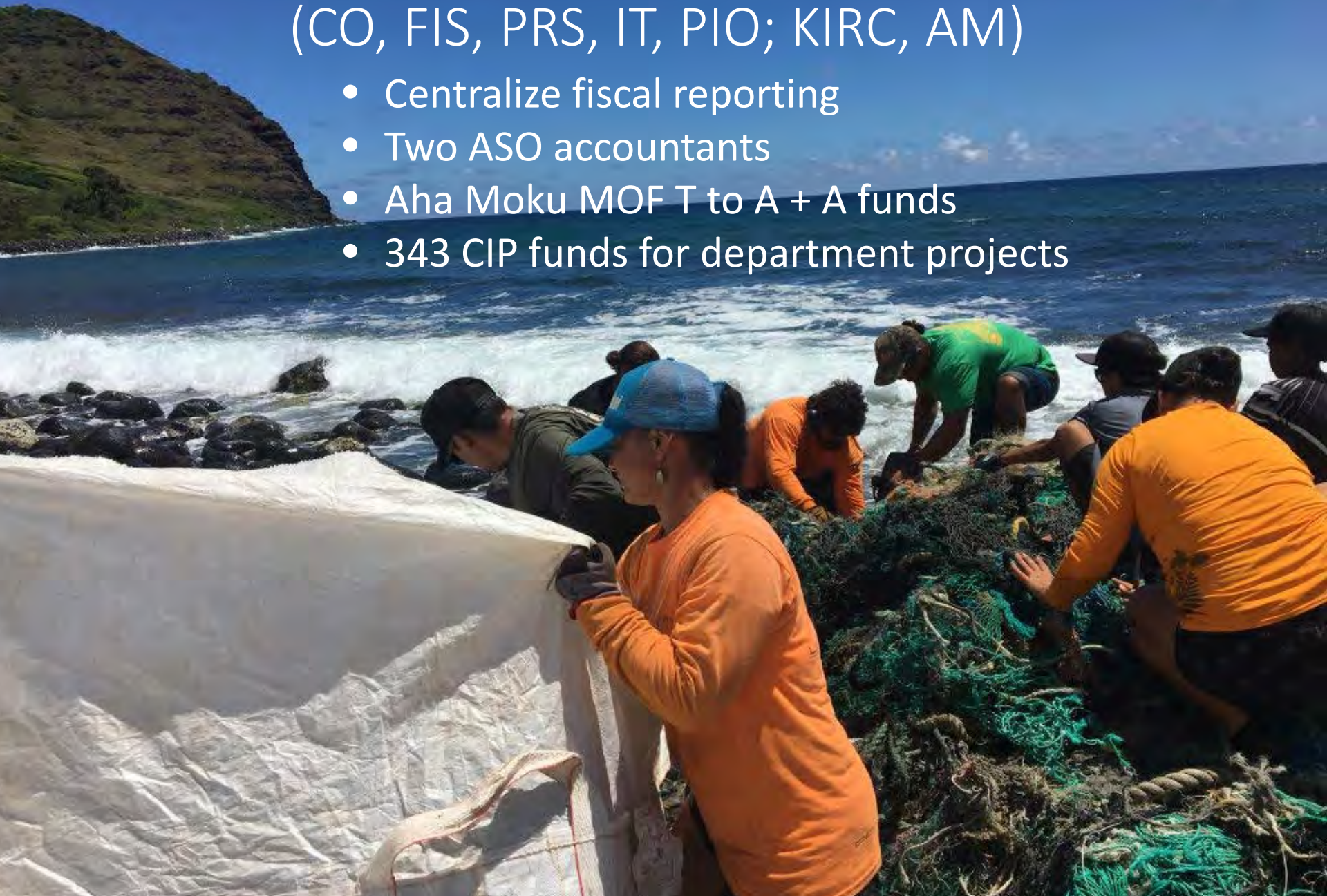
Lapakahi State Historical Park has permanent interpretive staff due to significant cultural resources

~ more interpretive rangers like this at state parks



# LNR 906 – LNR – Natural and Physical Environment (CO, FIS, PRS, IT, PIO; KIRC, AM)

- Centralize fiscal reporting
- Two ASO accountants
- Aha Moku MOF T to A + A funds
- 343 CIP funds for department projects





# KAHO'OLAWE ISLAND RESERVE COMMISSION

## Major Accomplishments for Fiscal Year 2018

PV /Battery Project operational



Kihei Education/Ops Center planning completed



12,500 Native Plants planted



40 Native Hawaiian interns trained






# LNR 906 – KIRC Admin request for 2019



Funds and position for Cultural Resource Project Coordinator (\$53,000) and operating expenditures (\$100,000) from ACT 140, SLH 2018 to FY20/FY21





***Mālama i ka 'āina  
Mahalo!***

## DLNR FB 2019-21 Budget Overview

### A. Provide your agency's mission statement.

The Department of Land and Natural Resources' (DLNR) mission is to enhance, protect, conserve, and manage Hawaii's unique and limited natural, cultural and historic resources held in public trust for current and future generations of the people of Hawai'i nei, and its visitors, in partnership with others from the public and private sectors.

DLNR is responsible for managing or overseeing:

- 1.3 million acres of Hawaii's public lands in forests, parks and other natural areas
- 3 million acres of state ocean waters (including all fisheries, coral reefs, small boat facilities, and ocean recreation)
- All fresh water resources (including more than 376 streams and all ground water aquifers)
- Historic and cultural sites
- Forests and watersheds
- Public beaches
- State parks
- Regulation of dams and reservoirs
- Rockfall mitigation (on public lands)
- Endangered species protection
- Invasive species control
- Regulating 3 million acres of land in the Conservation District

DLNR works in partnership with federal, county, and other state agencies, as well as community groups, non-profit organizations and private land owners, to carry out its mission.

### Land Management Division -- LNR 101

#### Land Division (LAND)

Land Division's purpose is to ensure the effective and efficient use of miscellaneous public lands not otherwise set aside to other agencies, in ways that fulfill the public trust obligations and promote the sustained social, environmental and economic well-being of Hawaii's people. The Land Division acquires land needed for public purposes such as protection of conservation and natural resource lands, and works with the Land Board to obtain approval to transfer the management of lands to other government agencies for their respective uses through executive orders, and disposes of land to the private sector through leases, licenses, grants of easements, revocable permits, and rights-of-entry. The Land Division currently generates revenues of about \$17 million (the revenues for the Special Land and Development Fund has increased substantially since the last recession and by around \$10 million dollars since a decade ago) and manages about 300 or so short term permits and 2,000 or so longer-term dispositions such as leases and easements, statewide, for commercial purposes, and a handful of residential leases and permits.

The Land Division also maintains an inventory of State lands and is a repository of government land documents dating back to the Great Mahele of 1848.

#### Office of Conservation and Coastal Lands (OCCL)

It is the mission of the Office of Conservation and Coastal Lands (OCCL) to protect and conserve Conservation District lands and beaches within the State of Hawai'i for the benefit of present and future generations, pursuant to Article XI, Section 1, of the Hawaii State Constitution, through regulation of uses of public and private lands in the Conservation District. These lands encompass our State's terrestrial and marine environments, with special emphasis on coastal areas and beaches.

OCCL seeks to balance the conservation of the State's unique and fragile natural resources with development of these resources for the good of the State. This is accomplished through superior management of regulatory functions, efficient use of staff resources and technology, use of science, permit streamlining, development of agency networks (interagency coordination), administrative consistency, innovative program financing, and promotion of climate resiliency.

#### Bureau of Conveyances (BOC) -- LNR 111

The mission of the Bureau of Conveyances is to serve and protect the public by providing for an accurate, timely, and permanent system of recording, maintaining, and preserving land title recordings and related documents and maps for all land transfers in the State of Hawai'i.

#### Division of Aquatic Resources (DAR) -- LNR 153, LNR 401, LNR 805

The mission of the Division of Aquatic Resources is to manage, conserve and restore the state's aquatic resources and ecosystems for present and future generations through marine resources planning, management, regulation and monitoring.

#### Division of Forestry and Wildlife (DOFAW) -- LNR 172, LNR 402, LNR 407, LNR 804

The mission of the Department of Land and Natural Resource's Division of Forestry and Wildlife is to manage and protect watersheds, native ecosystems, and cultural resources, and provide outdoor recreation and sustainable forest products opportunities, while facilitating partnerships, community involvement and education.

#### Engineering Division (ENG) -- LNR 141, LNR 810

The Engineering Division administers programs to: (1) provide engineering services to other divisions of the Department to execute Capital Improvements Program (CIP) and/or operating, maintenance and repair projects; (2) reduce the risk to people, property, and natural resources from natural hazards and the failure of dams and reservoirs, through planning, management, mitigative efforts, educations and administration of compatible regulatory programs (including the National Flood Insurance Program – NFIP); (3) effectively manage geothermal resources and its development to protect the health and safety, and to ensure continued viability of the resource

for the future; and (4) promote economic development and enhance public welfare by developing water supplies and state lands in support of State-sponsored projects.

Commission on Water Resource Management (CWRM) -- LNR 404

The mission of the Commission on Water Resource Management is to protect and manage the waters of the State of Hawai'i for present and future generations. To work towards its mission, the Commission on Water Resource Management: (1) Collects and analyzes hydrologic data and assesses water resource availability and use; (2) Designates water management areas and regulates water use where water resources may be threatened; (3) Establishes instream flow standards on a stream-by-stream basis whenever necessary to protect the public interest in waters of the State; (4) Administers a statewide permitting system for well construction, pump installation, stream channel alteration, and stream diversion works; (5) Administers a water use permitting system in designated water management areas; (6) Develops, implements, and updates comprehensive short and long-range plans to protect, conserve and manage water resources; (7) Investigates and arbitrates water-related complaints/disputes.

Division of Conservation and Resources Enforcement (DOCARE) -- LNR 405

The Division of Conservation and Resources Enforcement (DOCARE) has primary responsibility for the enforcement of laws created to manage, protect and conserve Hawaii's unique and limited, natural, cultural and historic resources. DOCARE is responsible for patrolling and monitoring 3 million acres of marine waters, the largest tropical forest in the nation; the 11th largest forest reserve in the nation of which over 1 million acres have been set aside for hunting; 1.2 million acres of state owned lands; 2 million acres of conservation lands and 23,000 acres of inland surface waters. Throughout the State, DOCARE officers are required to serve a resident population of approximately 1.4 million and approximately 9 million visitors that utilize Hawaii's resources on a regular basis.

Division of Boating and Ocean Recreation (DOBOR) -- LNR 801

The mission of the Division of Boating and Ocean Recreation is to enrich the lives of people of all ages, both residents and visitors alike, by providing ocean-based opportunities, facilities, activities, skill development, and area management including boating of all types, salt water fishing, surfing, sailboarding and diving, ocean swimming and other ocean activities.

State Historic Preservation Division (SHPD) -- LNR 802

The mission of the State Historic Preservation Division is to develop and maintain a comprehensive program of historic preservation through review of projects to assess potential impacts to historic properties, and to promote the use and conservation of historic properties for the education, inspiration, pleasure and enrichment of the citizens of Hawai'i.

Division of State Parks (State Parks) -- LNR 806

The mission of the Division of State Parks is to manage, maintain and enhance state park operations and infrastructure and programs for the public by providing statewide administrative

and interpretive services, formulating overall policies and plans, and determining current and future needs for state parks and Land and Water Conservation Fund supported activities. To provide public safety and quality to recreational and cultural park experience while minimizing potential impacts to natural and cultural resources when developing and operating state parks.

#### Administration (Admin) -- LNR 906

DLNR Administration's objective is to enhance the effectiveness and efficiency of the Department by formulating policies, directing and coordinating operations, fiscal management, information technology, communications and personnel, and providing other core administrative and support services.

#### Kaho'olawe Island Reserve Commission (KIRC) -- LNR 906

The Kaho'olawe Island Reserve Commission (KIRC) was established, under the Hawai'i Revised Statutes – Chapter 6K, to manage Kaho'olawe, its surrounding waters, and its resources, in trust for the general public and for a future Native Hawaiian sovereign entity. The mission of the KIRC is to implement the vision for Kaho'olawe, in which the kino (physical manifestation) of Kanaloa is restored, and nā po'e (people of) Hawai'i care for the land through the meaningful, safe use of Kaho'olawe for the purposes of the traditional and cultural practices of the Native Hawaiian people, and the restoration of the island and its waters.

The KIRC is placed administratively under the DLNR. The KIRC depends upon the Department for its fiscal and personnel support functions. All other functions required to operate the Reserve are conducted from the KIRC's Wailuku, Maui office.

**B. Discuss how current state-wide conditions have affected your division's operations and the ability to meet goals. Identify and discuss notable measures, expected outcomes, and recent results.**

#### Land Management Division -- LNR 101

##### Land Division (LAND)

Land Division has supported emergency response and recovery for recent floods and eruptions statewide, but has not been significantly affected by any state-wide conditions. An objective measure of effectiveness has been the amount of annual revenues generated by the Division for the Special Land and Development Fund for the use and expenditure by the Division and other conservation and natural resource protection offices in the Department. Another objective measure is the number of applications processed for land dispositions (e.g., for permits, leases, rights of entry, easements, etc.) and shoreline certifications. Subjective measures of effectiveness include staff involvement and work on projects having significant statewide importance. Some examples of on-going projects are the renewal of the UH lease at Mauna Kea and Army leases statewide, and a land disposition for the United States Missile Defense Agency.

The Land Division administers the Special Land and Development Fund (SLDF). In the fiscal year ending June 30, 2018, the Division generated about \$17 million in revenues for the SLDF, and expended about \$7.9 million, together with encumbrances (i.e., contracts) of another \$2.9 million. The Land Division transferred a net amount of about \$5.2 million to divisions and programs within the Department. The Division also paid to OHA \$2.47 million in public land trust proceeds, and \$3.3 million deposited into the public land trust holding account.

In fiscal year ending June 30, 2018, the Land Division had issued 64 dispositions involving permits, leases, easements and set asides to other federal, state and county agencies. The Division also received and processed 97 applications for a shoreline certification.

The Division participated in the Hawaii Interagency Council for Transit Oriented Development and is in the pre-planning stage for the development of lands in East Kapolei and Pūlehunui, Maui. The Division is also evaluating options for the redevelopment of certain aging buildings on Banyan Drive in Hilo. The Division participated in a trial involving an accretion/takings claim filed against the State by certain Portlock residents.

#### Office of Conservation and Coastal Lands (OCCL)

The regulatory functions of the Office of Conservation and Coastal Lands commonly intersect with federal regulatory efforts involving State submerged land and County authorities, where conservation district lands and special management areas intersect. In FY 2018 OCCL processed approximately 30 Conservation District Use Applications, 230 Correspondences, 12 Emergency Permits, 83 Site Plan Approvals, 22 violations, and 13 Shoreline Encroachments (lease rents deposited in the Beach Restoration Special Fund). The OCCL prides itself in its ability to streamline normally onerous permitting functions such as in the statewide Hawaiian fishpond revitalization and small-scale beach restoration programs. The office processes all permits in a timely manner while simultaneously protecting the State's natural and cultural resources at a very high standard. In addition to processing permits, OCCL conducts dozens of site visits and site evaluations each year all over the state, and deals with hundreds of public inquiries involving the conservation district as well as shoreline erosion hazards, and attends meetings and events in regard to shoreline management and climate change. The OCCL conducts beach restoration projects at Waikīkī and Ka'anapali beaches, and monitor and ensures compliance with conservation district use permit conditions - e.g., Thirty Meter Telescope.

A current new critical effort by OCCL is to support the implementation of the Hawaii Climate Adaptation Initiative Act (Acts 83, 2014 and 32, 2017). The purpose of the Climate Initiative is to address the effects of climate change to protect the State's economy, health, environment, and way of life. Act 32 established the Hawaii Climate Change Mitigation and Adaptation Commission (Climate Commission) and the Climate Coordinator position which expires at the end of June 2019. In the short period of time the Climate Commission has existed it has, with the assistance of the Climate Coordinator, accomplished the following tasks pursuant to Act 32:

- Adopted cutting edge Sea Level Rise Report: The Commission adopted the Hawaii Sea Level Rise Vulnerability and Adaption Report (SLR Report) in January 2018. The first statewide assessment of Hawai'i's vulnerability to sea level rise uses the latest science to characterize the threat and risks.
- Identified priorities for adaptation to Sea Level Rise and forged a path to ground transportation emissions mitigation.
- Established an online presence to inform the world about Hawai'i's climate work. To provide visibility, the HI Climate "brand" was created. This brand threads through all the State efforts on Climate Change – adaptation, greenhouse gas sequestration, the greenhouse gas inventory, Hawaii Clean Energy Initiative, and the State Energy Office sites.

The OCCL is engaged in major beach management and restoration efforts statewide. Under a prior appropriation, an environmental impact statement (EIS) has been initiated to restore sand at Ka'anapali Beach. OCCL completed a draft environmental assessment (DEA) to replace the Royal Hawaiian Groin at Waikiki Beach, and Transient Accommodation Tax funds were appropriated to initiate a major project to conduct beach improvements at Waikiki Beach. Under a prior appropriation, the OCCL is developing a Feasibility Study and an Environmental Impact Statement for beach improvements at Waikiki.

#### Legacy Land Conservation Program (LLCP)

Expected outcomes for the Legacy Land Conservation Program include:

- continued payment of annual debt service for the State's keystone land acquisition at Turtle Bay, O'ahu;
- the completion of several important conservation transactions with the Division of Forestry and Wildlife and private land conservation organizations that will acquire additional lands and protect their resources, statewide;
- executive approval for new awards totaling \$4.4 million dollars to support new land acquisitions in Kohala, Hawai'i and Hānā, Maui, and Pia Valley and Kāne'ohe, O'ahu; and
- processing and assessment of a new group of applications for funding from Fiscal Year 2020.

#### Bureau of Conveyances (BOC) -- LNR 111

The Bureau of Conveyances' daily operations, revenues and expenses are directly impacted by the volume of recordings which is largely dependent upon real estate market conditions and the overall health of the Hawaii and national economy. Besides economic conditions, the BOC continues to wrestle with an historical backlog of Transfer Certificate of Title (TCT) certifications that can impact conveyances State-wide. Since late 2017 and continuing into FY2019, the BOC will work its strategy that is taking significant steps and actions on this issue. The strategy includes implementing internal operations improvements ("Kaizen" efforts) and technology upgrades (Land Records System with OCR replacement) as well as utilizing professional support services (outside Land Court expertise) and legislative initiatives (Land Court statute updating) to systematically eliminate this backlog.



In FY2019, the Bureau will also complete Phase III of our projected five phase digitization efforts which is an overdue obligation to ensuring the preservation, secure accessibility and portability of the primary asset of the BOC – land ownership records. During this fiscal year, the BOC expects to issue and award Phase IV of this digitization project while also completing the Land Records Management System with OCR replacement RFP for a FY2020 implementation.

The Bureau of Conveyances has recorded an annual average of 310,000 documents in the past three fiscal years, a decrease of approximately 25,000 documents from the previous three fiscal years. This can mostly be attributed to a continued slowdown in real estate sales and in mortgage refinancing. The BOC is anticipating a continued leveling or possible dip in document volumes in FY2019.

Revenues from document recording fees, certified copies and miscellaneous user fees totaled \$7.01M in fiscal year 2018. The increase in revenues was a result of the implementation of our updated Administrative Rule package in the third quarter of fiscal year 2017 which increased various recording fee components. For FY2019, the Bureau is anticipating a possible nominal increase in revenues even with the leveling volume mostly because of the fee increases with specific BOC services.

#### Engineering Division (ENG) -- LNR 141, LNR 810

The Engineering Division was engaged deeply in Department response to emergency flooding and eruption events in the past year. The Division continues to coordinate with FEMA, the Hawaii Emergency Management Agency and various departmental programs to obtain federal reimbursement funds for Presidential Declared disasters, including the April 2018 flooding on Kaua'i and O'ahu, the Kīlauea East Rift Zone Eruption, and Hurricane Lane. The Division also responded to numerous inquiries related to flood zones and dam safety, and has expanded its searchable online databases for greater public information dissemination.

#### Division of Aquatic Resources (DAR) -- LNR 153, LNR 401, LNR 805

The recent lava flows from the Kīlauea's East Rift Zone eruption in 2018 destroyed the Wai'ōpae Tidepools Marine Life Conservation District located along the Puna coastline of Hawai'i Island. This was a very significant loss of one of the State's invaluable marine protected areas. The loss of this popular recreational site reduced the number of Marine Life Conservation Districts statewide from 11 to 10. However, the Division continues to examine other unique marine areas statewide for their potential as future marine reserves.

#### Forestry – Resource Management and Development -- LNR 172

The Division of Forestry and Wildlife works to strengthen the State's economic opportunities through sustainable forest resource management, including production of forest products and services from the Forest Reserve System and other public and private lands. This includes support of existing forest product markets, exploration of new market opportunities, maintenance of

infrastructure important for resource access and use, providing technical expertise on forest management, such as for development of agroforestry systems, and connecting communities with resources important to sustaining their way of life. Under this framework, DOFAW:

- Developed a Hawai'i Wood Utilization Network working group, made up of a cross-section of representatives focused on utilization of Hawaiian grown timber in construction and home building. The work was made possible via support of a U.S. Forest Service grant award.
- Brought together various canoe racing, voyaging, and cultural societies with the Kau community at the Kapāpala Koa Canoe management area in the Ka'ū Forest Reserve to discuss the management and use of koa for traditional canoe building.
- Provided over 2,100 technical assistance contacts to private forest land managers, community groups, and forest industry professionals.
- Planted over 2,000 acres of forest reserve land – restoring degraded forest lands damaged by feral grazing animals and fire.
- Explored carbon market opportunities for forest restoration that support long-term land management of important watershed forests, including collaboration with the California Air Resource Board, to ensure Hawai'i forest restoration projects are eligible in the California cap-and-trade carbon market; and the release of a request for proposals for the first public-private partnership to restore Pu'u Mali forest with support from voluntary carbon market funding.
- DOFAW is developing two pilot forest carbon projects, on Maui and Hawai'i Island.
- DLNR is an active member of Greenhouse Gas (GHG) Sequestration Task Force, engaged in collaboration with the US Climate Alliance.
- Researched carbon pricing mechanisms, including carbon fee, and cap-and-trade.
- Acquired over 2,800 acres of land for the Helemano Wilderness Area in Central O'ahu, creating forest product development and community recreation opportunities.
- Received a Wood Innovations Grant to create Hawai'i Wood Utilization Team, industry directory and ADU prototypes made of local wood.
- Worked closely with Hawai'i Forest Industry Association and Hawai'i Lumber Producers Association.
- Provided over 60,000 board feet of koa from the Forest Reserve System to the local woodworking community.
- Managed two Timber Management Areas (Kōke'e, Kaua'i, and Waiākea, Hawai'i), and in the process of creating a third (at Kōloa on Kaua'i).
- Ecosystem Services: Implemented the Coca-Cola watershed protection partnership grant, and conducted discussions with other potential corporate partners.

The Division continues to make progress on meeting the objectives and goals under LNR 172; however, we are having to redirect or divert resources to address increasing demand on access and recreation use of the Forest Reserve System, from both resident and tourist users. The forest industry is also being impacted by changing national and international market conditions. Additionally, with increasing value of some of our native forest products due to expanding markets and resource scarcity, timber theft, especially of koa and sandalwood, is becoming more of a

threat and concern to land managers; therefore timber chain-of-custody legislation is needed to address this situation. Startup funding is required in order to implement carbon sequestration in natural and working lands.

#### Native Resources and Fire Protection -- LNR 402

Endangered Species are a major concern for the Division as Hawaii is home for 83 federally listed threatened and endangered animals with an additional 420 federally listed plants. Hawaii's Wildlife Action Plan 2016-2021 identifies another 419 terrestrial plants and animals of greatest conservation need, not yet listed as threatened or endangered, but at risk of extinction none the less. The Division also prioritizes its vital role in finding the balance between Hawai'i's economic development and goal of sustainability with the protection of Hawai'i's most vulnerable species. The Division works closely with private partners, the federal agencies and the scientific community to find innovative and collaborative solutions to potential conflicts between resource protection and economic development. The Division has:

- Worked with the US Fish and Wildlife Service on endangered species recovery actions, including the potential down-listing of the I`o (Hawaiian hawk) and Nene. The Nēnē (once down to only 59 wild birds) is considered stable on Kaua'i now with populations on Maui and Hawai'i Islands that still require management to remain stable.
- The Alalā (Hawaiian Crow) has been reestablished in Hawai'i island from our captive breeding program after over 20 years.
- Rats have been almost completely eradicated from Lehua island where the seabird populations are rapidly increasing following rat control efforts. Monitoring and spot treatment continues.
- Kawainui-Hāmākua Marsh complex has over 160 acres of restored habitat that is home to increasing populations of endangered Hawaiian stilt, moorhen, and Hawaiian coots.
- Pouhala, Paikō (O'ahu), Kanahā Pond (Maui) and the Mānā Plains (Kaua'i) added more than 600 additional acres of restored wetlands to create endangered waterbird recovery habitat.
- The Division has eradicated most predators and restored the majority of the seabird habitat in the Kure Atoll Wildlife Sanctuary, the northern-most atoll in the Hawaiian island chain. Surveys have documented great increases in seabird nesting success, and Kure is now home to a small translocated population of endangered Laysan ducks.
- A captive breeding population of Akikiki (Kaua'i) has been established that will be used to preserve the genetic viability of the species, and could be used to establish a new population in a future refuge free from mosquito-borne disease and predators.
- There are six active Safe Harbor Agreements and 11 active Habitat Conservation Plans (HCPs), and an additional 18 HCP in development with private partners for a range of economic and energy development projects supporting Hawaii's sustainability goals.

## Forest Health

### Rapid 'Ōhi'a Death

- Surveyed over one million acres of forest land statewide via helicopter and Carnegie Observatory's fixed-wing aerial survey platform.
- Managed six recent outbreak sites for disease containment.
- Participated in 41 community events reaching a total of 2,653 people.
- Supported the *'Ōhi'a Love Fest* in Hilo, which drew an estimated 3000 people who participated in education activities about 'ōhi'a.
- Conducted five bio-sanitation workshops targeting eco-tour operators.
- Aired "Saving 'Ōhi'a" documentary 13 times during prime time on all five local TV stations.

### Fire

Wildfire on State lands is an increasing threat to both humans and natural resources. Wildland fire impacts are likely to increase as climate change manifests. Large wildland fire events are not part of natural Hawaiian landscapes: fires threaten public health and safety, damage native ecosystems and property, lay the ground work for invasive species invasions, and erode watershed function. Recent investments in wildland fire infrastructure and dedicated fire suppression funding has allowed the Division to be more effective in their fire-fighting efforts, and have improved the division's infrastructure and capacity to manage large emergency management incidents such as floods, hurricanes, and lava flows. The Division has:

- Fought numerous wildfires statewide.
- Serviced and maintained 21 Remote Automated Weather Stations for collecting weather data in high fire-risk areas.
- Conducted division-wide Incident Command System training in Hilo in January 2018.
- Participated in five community fire prevention workshops.
- Assisted the counties during natural disasters including the Kaua'i floods, the Kilauea eruption, and Hurricanes Lane and Olivia.

### Invasive Species

- Recent investments in the Hawaii Invasive Species Committee have been a major contributor to the Division's ability to detect, contain and control new species introductions.
- The Hawaii Biosecurity Plan helped to guide a strategic approach to invasive species prevention and control.

### Natural Area Reserves and Watershed Management -- LNR 407

Impacts to native ecosystems and watershed areas from climate change, feral animals, introduced predators and diseases, and wildland fire present an ongoing threat to native species and our fresh water supply.

- Currently, 17% of priority watersheds are protected, and the Division is over halfway to meeting the Sustainable Hawaii Initiative goal to protect 30% (253,000 acres) of watershed lands by 2030.
- Recent support by the Legislature has enabled the Division to increase watershed lands protected against damage by feral ungulates and invasive species by 40,000 acres in just the past five years.
- Dramatic forest recovery is occurring in the newly protected areas, where endangered wildlife and plant populations are rebounding and soil erosion rates are significantly declining.
- The State Watershed Initiative funds have brought in over \$20 million in non-state leveraged and matched funds since FY13. Operational funds for the Watershed Initiative are leveraged 1:1 by non-state sources.
- Watershed Partnerships collaborate with over 75 public and private partners representing 2.2 million acres of vital watershed lands across the State.
- Hawaii's Forest Stewardship, Forest Legacy, Natural Area Partnership, and Legacy Land Conservation Programs also contributed to private landowner assistance.
- Predator-proof fences showed success in protecting seabird populations. There were record numbers of nesting Laysan Albatross and Wedge-tailed Shearwaters in Mo'omomi partnership land (Moloka'i) and Ka'ena Point Natural Area Reserve (O'ahu) due to installation of predator proof fences.
- 24 critically endangered Hawaiian land-snail species from five islands are being actively reared for reintroduction back into the wild.
- Staff have planted 3,267 individual rare plants back into the wild.
- Protected through monitoring and propagation a total of 210 native plant species.
- Planted into the wild 53,479 individual plants of common native species.
- In FY18, community volunteers donated 22,553 hours of service.
- The Watershed Partnership Program managed one million acres through voluntary alliances of large landowners committed to maintaining their forest lands for the water they provide.
- Hawaii's Forest Stewardship, Forest Legacy, Natural Area Partnership, and Legacy Land Conservation Programs contributed to private landowner assistance.
- Predator-proof fences showed success in protecting seabird populations. There were record numbers of nesting Laysan Albatross and Wedge-tailed Shearwaters in Mo'omomi partnership land (Moloka'i) and Ka'ena Point Natural Area Reserve (O'ahu) due to installation of predator proof fences.
- 24 critically endangered Hawaiian land-snail species from five islands are being actively reared for reintroduction back into the wild.
- Planted 3,267 individual rare plants back into the wild.
- Protected through monitoring and propagation a total of 210 native plant species.
- Planted into the wild 53,479 individual plants of common native species.
- Working on addition to the natural area reserve system of Pia Valley on O'ahu.

#### Forest and Outdoor Recreation -- LNR 804

Miles of public trails maintained has declined in the last few years. This is the result of budget salary shortfalls, leaving no operational budget for the trails and access program. The outdoor industry already makes up over two percent of the Nation's overall GDP. Additional funding to the Trails and Access program would allow us to keep up with the growing demand for recreational opportunities, and would be a driver for Hawaii's economy. The Division has:

- Served over 2,000,000 visitors on Nā Ala Hele Program Trails.
- Accomplished over 1600 hours of volunteer trail work.
- Maintained over 500 miles of trails/roads.
- Managed Commercial Trail Tour Activity program serving over 7,000 clients.
- Conducted improvements to Nā Ala Hele website [www.hawaiitrails.hawaii.gov](http://www.hawaiitrails.hawaii.gov).
- Launched a new online day-use permit system for Kuaokalā and Mokuleia trails.
- 42 Abstracts and 14 Quiet Title Action reviews for protection of public access.
- Ongoing research to improve public access and more trail opportunities statewide
- Provided the public outdoor recreation opportunities for hiking, biking, hunting, camping, equestrian and off-highway vehicle use.
- Written, published and disseminated a quarterly informational newsletter "Go Hunt Hawai'i"
- Improved game population and habitat monitoring for an effective game management program through initiation of multiple research projects.
- Developed optimal survey methods to provide reliable estimates of game birds populations on Hawai'i Island.
- Created Pig Distribution Models for Wildlife Conservation and Recreational Hunting for the Island of Maui
- Created a hunting informational survey. This is an opportunity for the hunting public, to provide important information to be used for decision-making and management. The results of these annual surveys are published on DLNR's website. A total of 1198 people participated in the survey (10% of our licensed hunters).

#### Commission on Water Resource Management (CWRM) -- LNR 404

The growing awareness of environmental and cultural needs for water, increasing water demands to serve a growing population, large-scale agricultural and other land use changes, and a changing climate are challenging the Commission on Water Resource Management's (Commission) ability to meet its goals. Fortunately, favorable economic conditions have enabled the Commission to work on filling vacancies, increase community outreach, initiate new programs and measures to better protect public trust purposes, and increase the level of ground and surface water data collection. The Commission has been able to meet the following performance measures with the current level of resources:

- Improved water use reporting compliance statewide – 69% increase since 2010.
- Increased education and community participation in water forums: conducted public fact-gathering meetings for five West Maui streams (Ukumehame, Olowalu, Launiupoko, Kaua'ula, and Kahoma) as part of the process to set measurable instream flow standards;

and conducted site visits and individualized training with over 400 well owners/operators on O'ahu, Moloka'i, and Maui in an effort to increase water use reporting compliance.

- Established measurable instream flow standards for Ukumehame, Olowalu, Launiupoko, Kaua'ula, and Kahoma surface water hydrologic units in West Maui.
- Continued increases to stream diversion and stream flow monitoring with installation of five real-time continuous gaging stations on Kaua'i and Maui.
- Constructed a new, repaired an existing, and entered into a new contract for a 3<sup>rd</sup> deep monitor well in Kona, Hawai'i, to better inform our understanding of the area hydrogeology;
- Resolved a petition to designate the Keauhou Aquifer System Area in West Hawai'i as a water management area by establishing adaptive management principles and strategies.
- Held a professional symposium comprised of scientific experts to address ground water dependent ecosystem impacts related to sustainable yields.
- Completed a draft update of the Water Resource Protection Plan, the component of the Hawai'i Water Plan that establishes sustainable resource limits and other protection policies. Statewide public hearings to be held in February 2019.
- Established additional water reservations for the Department of Hawaiian Home Lands in 23 surface and ground water hydrologic units statewide.
- Increased the potential for data-driven supply-side water conservation by establishing a new water audit program, completed the training for all municipal water supply departments, and received validated water audits on or before the July 2018 deadline, established under Act 169, Session Laws of Hawaii (SLH) 2016.
- Established a new grant program to enable public-private partnerships that increase water security and awarded over \$600,000 of matching state funds appropriated under Act 172, SLH 2016.

There is much more work to be done. Future activities and expected outcomes include resolving pending petitions and water disputes in Nā Wai 'Ehā (Central Maui), Wailua (Kaua'i) and Kualapu'u (Moloka'i); updating the Commission's Water Resource Protection Plan and other components of the Hawaii Water Plan; completing the estimation of low flow characteristics for ungaged streams statewide (StreamStats); monitoring and enforcing established interim instream flow standards; analyzing the current hydrologic monitoring network for gaps and redundancies; evaluating the hydrologic response and ground water recharge potential of native versus non-native vegetation; managing grants awarded for selected projects and programs under Act 172, SLH 2016 to increase water security; initiating water audit training for large capacity water systems and water systems located in water management areas, as required under Act 169, SLH 2016; and drilling new deep monitor wells in aquifers threatened by existing or planned future withdrawals.

#### Division of Conservation and Resources Enforcement (DOCARE) -- LNR 405

DOCARE has lacked a centralized training venue to conduct both new hire recruit level training and in-service training for employees. As a result, there has been no common core of knowledge, and employees have had varying degrees of recruit training depending on past law enforcement employment. DOCARE recognizes that through formal, professional training, the performance, professionalism and responsiveness of Enforcement Officers increases.

In Fiscal Year 2019, the Division received additional General Funds to develop, implement, operate, and manage a DOCARE Training Academy. DOCARE successfully implemented its Lateral Academy for recruits who have had prior law enforcement training. Its first class of six (6) recruits graduated in November 2018.

The Division is in the recruitment process for applicants who have not had prior law enforcement experience for its Basic Academy, expected to commence in 2019. DOCARE expects the Academy to increase its ability to fill vacant positions with qualified individuals with specialized conservation law enforcement training. The continued filling of vacancies by candidates who possess the required character and background is a priority. It is expected that as DOCARE continues to fill vacancies and more Enforcement Officer positions are added, the outcome will allow for more enforcement actions taken to protect the state's natural resources, while reducing the amount of complaints and violations observed and reported.

#### Division of Boating and Ocean Recreation (DOBOR) -- LNR 801

Hawai'i's small boat harbors, ramps and other structures supporting boating and ocean recreation are in constant need of repairs and improvements in various locations statewide. The current construction boom has caused the price of labor and materials to increase. This has raised the cost of repair and maintenance and capital improvement projects. Increased labor prices made hiring of maintenance staff difficult.

The recent volcanic eruption on the island of Hawai'i has resulted in the unexpected closure of the Pohoiki launch ramp on the eastern side of the island due to a buildup of black sand. The heavy rains that occurred on the island of Kaua'i resulted in the unexpected flooding of the Hanalei river that undermined the approach to the Hanalei pier. These events will require additional funding that was not part of the current capital improvement project list.

DOBOR has been successful in completing substantial improvements when funding has been made available. Successful improvement projects include: the opening of the new Kawaihae South small boat harbor, Hawai'i; the complete rebuild of Port Allen small boat harbor, Kaua'i; and numerous other projects statewide. By ensuring a steady revenue stream, DOBOR can continue to improve boating facilities statewide. Also, instead of relying on funding from the Legislature, DOBOR is actively promoting the development of fast lands in State boating facilities, and revenues generated from leases of fast lands will be used to continuously improve the facilities. DOBOR is proposing to amend the fee structure for state small boat harbors and related facilities which would ensure that DOBOR is maximizing its revenue generating potential for supporting its mission, repair and maintenance, and capital improvement projects.

One of the biggest challenges facing DOBOR is the filling of vacant positions throughout the program. The recruitment process is time consuming and salaries are not competitive with the private sector. This results in facilities being operated with limited staff, which in turn limits the services that DOBOR can provide to the public. Facilities cannot be maintained on a regular basis, which leads to the facilities falling into further disrepair. Federal and State permitting



requirements for in-water projects are arduous and, in some cases, can take years to complete, which results not only in escalating construction costs, project delays, and facilities being taken out of service, but also public frustration with DLNR and the State.

The Division is in the process of finalizing a strategic plan to address the issues stated above as well as other boating and ocean recreation issues. The plan contemplates shifting the focus of DOBOR's limited resources from harbor management to ocean recreation management. By entering into Public - Private Partnerships for the management of the small boat harbors, DOBOR would be able to ensure that the facilities are adequately staffed and operated while increasing its presence in state waters to address the increasing use of the State's natural resources by recreational and commercial users.

#### State Historic Preservation Division (SHPD) -- LNR 802

Although the local economy continued to show a positive growth in FY 18 along with the lowest unemployment rate among the 50 states, building permits demonstrated modest increases in residential permits with double digit decreases in commercial and industrial permits comparing YTD 2018 to YTD 2017. As a result, SHPD fee revenue for FY 18 of \$62,014 remained below the highwater mark of \$75,683.59 in FY 15 and \$73,827 in FY 16, due in part to only a modest increase in the overall number of project submittals and permits submitted to the Division for review and comment. Thus, the Division will be working with a legal fellow to review and draft a revised set of administrative rules in an effort to become more relevant in dealing with current conditions and challenges concerning historic preservation, as well as updating its fee schedule which was adapted in 1989.

In addition, due to the continuing positive economic circumstances, the Division continues to experience difficulty in filling and especially retaining its archaeologists and architectural historians in large part due to stiff competition from private industry and federal agencies, which generally offer significantly higher wages and better benefit packages all competing for a very limited pool of qualified candidates. The Division is working with the University of Hawai'i to focus on candidates to fill these positions. Under the best of circumstances, this program will increase the pool of qualified candidates, but that is at least 4-6 years in the future. In the shorter term, the Division is working to increase the salaries of its technical professionals, it has some greater flexibility in this matter since many of its positions are exempt. However, the Division's budget limits both wages that can be offered and the number of staff to whom higher wages can be offered.

Over the past year the Division has procured a vendor, under the guidance of the Office of Information Technology, State Procurement Office and DLNR-IT office, to design, develop and install the Hawaii Cultural Information System (HICRIS). In December 2018, the contract was executed with an anticipated start date sometime in February 2019 and completion in 2021. This new information management system will fulfill the last element of the NPS Corrective Action Plan II. Discussions with NPS indicate that continuing progress on the data management system

will result in lifting the Division's "high risk" status, and supplant any federal fund reductions in FY20 and FY21.

Under the existing level of resources, the Division has made progress in meeting the following performance measures:

- Most of the projects received are reviewed within the legally mandated timeframes.
- The reported inadvertent burials are routinely responded to within the legally mandated timeframes.
- The number of nominations made to the Hawai'i State Register of Historic Places continues to range from 15 to 25 per year.
- The number of nominations made to the National Register of Historic Places continues to range from 5 to 15 per year.

However, it should be noted that on-going staff vacancies among the Division's technical professional positions can contribute to delays in consistently meeting these performance measures.

#### Division of State Parks (State Parks) -- LNR 806

##### Statewide Conditions

- Record patronage by of out of state visitors is impacting a variety of Hawai'i State Park units across the island chain. While patronage has increased, DSP staff numbers and fiscal resources remains relatively static, and this impedes efforts for quality management of resources. The ten new positions approved last Session are being recruited and filled and support the process of offsetting the impacts from patronage.
- The exponential use of social media by the public not only contributes to higher patronage but alarmingly is enabling nonresident visitors who lack skill and understanding of environmental and cultural conditions to access information to attractive features and resources out of the bounds of the managed park areas. This social trend is creating additional resource damage in unmanaged areas and additional public safety issues.
- Ocean recreation is expanding to previously under patronized coastal park units due to increased demands from visitors and local resident population growth--creating increasing ocean safety issues – and the cost of contracting County lifeguards to monitor 4 State Park beaches and respond to safety issues is increasing.
- Property crime at State Park wayside and viewpoints and parking areas increasing due to the increase in rental car patronage. New signs are being installed that are large and clearly indicate the need to take all valuables out of the car when visiting these park units.
- External natural forces such as the lave flows on Hawai'i island and the floods in Kaua'i in April of 2018 have impacted four major park units. On Kaua'i in Hā'ena State Park and

Nāpali Coast State Wilderness Park remain closed and are undergoing flood damage repairs. Nāpali Coast State Wilderness Park contains the world famous Kalalau trail and campground and its closure has resulted in both the need to refund thousands of dollars in camping fees and has reduced State Park special fund income. Annually Nāpali Coast State Wilderness Park can produce up to \$400,000 in camping fee revenue, much of which has been lost during the closure.

Due to the increased visitor patronage and the fact the current camping, lodging, parking and entry fees are modestly priced indicates that these fees must be examined. State Parks will seek approval to increase those fees to help offset the operating costs associated with increased use and to strive to optimize quality management. This effort should be coupled with an increase in transient accommodations tax revenue being directed to State Parks to manage features impacted by tourism, such as what the four counties receive for impacts to infrastructure.

Due to the need to control the public in sensitive areas such as Kealahou Bay State Historical Park on Hawaii and at Ka'ena Point State Park on O'ahu – there is an increasing need to create and issue permits to protect misuse of resources. At Ka'ena Point last year over 9,000 permits were issued for vehicle access – placing a greater demand on limited staff to process the permits in a timely manner. At Hā'ena State Park on Kaua'i there is a plan, once flood repairs are complete, to reduce visitation by establishing an advance parking permit system for out of state visitors that is capped on a daily basis. This tactic is to reduce the impact to the resources and the local resident community due to unprecedented visitation prior to the flooding.

Interest by host culture lineal descendants and practitioners in State Park management of cultural resources is increasing. As a result, State Park is growing in reliance on Aka Moku constituents to filter and these interests and respond in an authentic manner to increasing cultural interest and oftentimes criticism in management methods and priorities.

In order to ascertain accurate visitor patronage and degree of commercialization via tour companies, a new census will be conducted at State Parks across the island chain funded and coordinated by the Hawaii Tourism Authority in collaboration with State Park District staff. The last State Park census was conducted in 2007. In addition to the current number of park visitors, the ability to document, permit and establish commercial use fees will be an additional opportunity for increasing operating income from the industry most benefiting from access to state Parks.

The Division of State Parks (State Parks) is continuing its focus on three of several critical objectives:

1. Maintain and improve public safety and park unit management through continuation of and enhanced service and ageing infrastructure and resource modification, repair and construction.

2. Maintain and increase revenue production through upgrade of user fees and tourism revenue and capital projects to enhance economic value.
3. Prevent the loss of historic resources through preservation actions that upon completion will also allow for increased public private partnerships for enhanced management community collaboration and educational interpretation.

State Parks is attempting to establish an increased sustainable base budget for quality-based operations and to meet increasing costs associated with contracts and associated cost obligations derived from the Division's special and general fund. The impacts of increased tourism on park units statewide is a contributing condition. and subsequent loss of revenue generating capacity.

#### Administration (Admin) -- LNR 906

Emergency response for flooding and the Puna eruption, as well as cross-cutting threats from climate change and rapid 'ōhi'a death, has required significant extra support time from the Administration Division.

The Administration Division closely tracks department vacancies and time to recruit and fill. The Department has experienced difficulties in recruitment due to the historically low unemployment rate and lack of qualified applicants. To fill its vacancies, the Department is attempting to recruit positions at all levels. Due to the vacancies and reduction in manpower, the Department must prioritize its activities performed. Nonetheless, the Department has improved its recruitment and hiring through process engineering, and has been able to fill a number of positions in a more timely manner including from internal promotions and staff development.

The Administration Division has closely tracked recent audits, and begun implementing structural changes to improve fiscal oversight and supervision for the Department and consistency in fiscal processes cross-division.

The Administration Division has:

- coordinated division actions to address homelessness on state lands
- informed the public on a daily basis on natural resource matters through press releases and responses to constituent inquiries
- assured ADA compliance in DLNR facilities and supported Land Board meetings, UIP responses, and civil resource enforcement actions

#### Kaho'olawe Island Reserve Commission (KIRC) -- LNR 906

The KIRC has observed a recent increase in the unpredictability and severity of weather and ocean conditions surrounding Kaho'olawe, most likely due to the impacts of climate change and global warming. This has resulted in more arduous ocean crossings as KIRC staff transports supplies and volunteers to Kaho'olawe to support the continuing restoration of the island's devastated landscape. Additionally, the unpredictability has challenged the KIRC's ability to dependably schedule work on Kaho'olawe which has caused delays to on-island projects as well as reducing

the KIRC's ability to maintain its restoration efforts, resulting in the need for additional manpower and financial support to safely and effectively operate our KIRC vessels and to support on-island restoration efforts.

During the past biennium (FY18/FY19), the KIRC has made the following noteworthy achievements. Specifically;

- Completed alternative energy project that makes Kaho'olawe the first island whose power grid is completed based on solar-power. The new power system has been able to reduce our monthly diesel fuel consumption from 600-700 gallons to 20 gallons.
- Completed the design and permit for Kaho'olawe Operations and Education Center at Kihei, Maui, the center piece of the KIRC's plan for financial self-sufficiency. This planned Maui-based facility will be KIRC's operational hub for Kaho'olawe, a native Hawaiian cultural, education and community center and provide revenue generation opportunities to support KIRC's future operations.
- Remove tons of marine debris from the shores of Kaho'olawe in partnership with Native Hawaiian Internship Program and Greenpeace International.
- Planted 10,000 native dryland forest plants on the hardpan soils of Kaho'olawe up; reduce soil erosion and surface water runoff by capturing 67,885,000 gallons of surface water and building 500 linear feet of erosion control swales and berms; and clearing 100 acres of non-native invasive vegetation with 3,000 volunteer man-hours in partnership with the Commission on Water Resources' Water Security Program.

**C. Federal Funds: Identify programs that have lost or are at risk of losing federal funds. Identify the source of these funds by federal award title and CFDA number. Discuss the impact to the public and your planned response, including efforts to supplant any federal fund reductions for the current year (FY19) and the upcoming fiscal year (FY20) with other funds.**

Land Management Division -- LNR 101

Land Division (LAND)

Land Division does not receive federal funds or general funds for its operations.

Legacy Land Conservation Program (LLCP)

Federal competitive grants for land acquisition can provide up to 75 percent of acquisition costs, including advance funding for appraisal and other real property due diligence. Federal Award programs utilized include:

- Coastal Wetlands Planning, Protection and Restoration, CDFA 15.614
- Section 6 Cooperative Endangered Species Fund, CDFA 15.615 (Recovery Land Acquisition and Habitat Conservation Plan Land Acquisition)
- National Wetlands Conservation, CDFA 15.623

Potential reductions in federal funding would make the federal grant programs more competitive, and could result in fewer federal awards and less federal funding for acquiring protected areas in Hawai'i. Legacy Land Conservation Program applications that utilize federal grants for matching funds could become less competitive due to weaker financial leverage. Given the limited funding and heavy competition for Legacy Land Conservation Program awards, it would be extremely challenging to supplant federal funds with increased funding from other sources that already provide substantial non-federal cost shares, particularly funds arising from partnerships with private landowners, counties, and local land trusts.

Bureau of Conveyances (BOC) -- LNR 111

None.

Engineering Division (ENG) -- LNR 141, LNR 810

None.

Division of Aquatic Resources (DAR) -- LNR 153, LNR 401, LNR 805

- **Federal Award Title:** Marine Sanctuary Program
- **CFDA Number:** 11.429
- **Discuss the impact to the public and your planned response, including efforts to supplant any federal fund reductions for the current year (FY19) and upcoming fiscal year (FY20) with other funds.**

Reduced federal funding to this program may mean the State would lose coordinated and regular representation in the management of the Hawaiian Islands Humpback Whale National Marine Sanctuary and the Papahānaumokuākea Marine National Monument programs and although funding levels has stabilized it is not at levels to sustain increases in salaries and fringe benefits. Over the past two years the Division has supplemented this program with general funds through end-of-year savings to keep several personnel on staff.

Division of Forestry and Wildlife (DOFAW) -- LNR 172, LNR 402, LNR 407, LNR 804

None.

Commission on Water Resource Management (CWRM) -- LNR 404

None.

Division of Conservation and Resources Enforcement (DOCARE) -- LNR 405

None.

Division of Boating and Ocean Recreation (DOBOR) -- LNR 801

None.

State Historic Preservation Division (SHPD) -- LNR 802

- **Federal Award Title:** Historic Preservation Fund Grant-In-Aid
- **CFDA Number:** 15.904
- **Discuss the impact to the public and your planned response, including efforts to supplant any federal fund reductions for the current year (FY18) and upcoming fiscal year (FY19) with other funds.**

The Division continues to work at meeting its obligations under the National Historic Preservation Act (NHPA) in order to avoid the loss of grant funds and the removal of Hawaii’s approved program status which would negatively impact the economy of the State, as well as reduce the protection of Hawaii’s heritage resources. As a result, it has worked on fulfilling the last element of the NPS Corrective Action Plans II, by obtaining the final increment of funding from the 2018 legislature and procuring a vendor to design, develop, and install the new Hawaii Cultural Resource Information System (HICRIS). The completion and installation of the HICRIS, which is anticipated in 2021, will allow NPS to release the Division from the “high risk” status and supplant any federal fund reductions in FY 19, FY 20, and FY 21.

Division of State Parks (State Parks) -- LNR 806

None.

Administration (Admin) -- LNR 906

None.

Kaho’olawe Island Reserve Commission (KIRC) -- LNR 906

None.

**D. Non-General Funds: Please provide a web link (url) of the reports to the Legislature on non-general funds under your department pursuant to HRS 37-47.**

<http://dlnr.hawaii.gov/reports/reports-to-the-legislature/2019-reports-to-the-legislature>

**E. Budget Requests: Explain the process used to develop the agency’s budget and prioritize requests for budget changes.**

DLNR prioritizes projects and programs based on public safety, compliance, and public trust resource protection. Implementation of the Sustainable Hawai’i Initiative is the core focus for DLNR’s forest, marine and invasive species work, as well as DLNR support for local food production and renewable energy

Under that framework, each DLNR division undergoes its own budget review and prioritization in accordance with statutory mandates that guide its vision, mission, goals and objectives to manage resources for the benefit of the public and to protect the resources and the public.

Implementation plans are also established which outline short-term benchmarks and deliverables towards long-term targets.

These results are combined into an overall DLNR budget review and prioritization. The programs consider the major initiatives in progress and planned for upcoming budget cycles and prepare requests for operational and capital funding to support the initiation and/or sustenance of those initiatives and core programs.

Requests are prioritized by considering the scope of potential impacts in serving the citizens of the State of Hawai'i and what potential risks and delays may result in not receiving funds by certain time periods and what alternatives are available.

For revenue generating divisions, management teams review expected revenues and needs to establish a sustainable base budget for operations. They assess needs for special fund ceiling increase requests. Priorities are established to meet minimum standards of operation, including salaries and the fringe benefit assessment, IT system and hardware maintenance and replacement, and preservation of records expenses.

**F. Identify and discuss significant adjustments contained in the budget request submitted to the Legislature. Explain and quantify how significant request for additional funds are expected to affect outcomes.**

#### Land Management Division -- LNR 101

##### Land Division (LAND)

Land Division did not initially make any significant adjustments in its budget. However, upon subsequently receiving and reviewing the latest year-end financial reports, the Department is evaluating whether to request an adjustment in the Land Division's operating budget by increasing the spending ceiling of the Special Land and Development Fund to further support the division and the Department's natural resource protection and conservation programs.

##### Office of Conservation and Coastal Lands (OCCL)

1. Royal Hawaiian Groin Improvement Project: The Royal Hawaiian Groin is at the end of its service life. The groin supports the sandy beach from Kūhiō Beach to the Royal Hawaiian Hotel. The groin is in danger of falling and must be repaired. The state has completed the permitting for the Conservation District Use Permit and completed an environmental assessment. A new groin is currently being designed. The Department requests \$2,500,000 (FY 2020) in construction funds to construct a new groin around the existing groin. This is a cost share project with the Waikīkī Beach Special Beach Improvement District Association contributing half of the funds (\$1,250,000).



2. **Waikīkī Beach Master Plan Improvements:** Waikīkī Beach requires periodic improvements to maintain and improve engineered structures and replace eroded sand. Certain beach segments along Waikīkī Beach do not function properly because the structures (groins) are either deteriorating or poorly designed. The purpose of the project is to conduct various improvements along Waikīkī Beach in the Sheraton-Halekulani, Royal Hawaiian, and Kūhiō Beach Sectors to improve and stabilize the beaches. Improvements to include sand restoration, refurbishment of derelict groins, and construction of new groins, with offshore sand dredging, with beach sand placement. Projects will be designed to accommodate future sea level rise. Total amount is \$10,350,000 (FY 2021) - \$1,500,00 from the Beach Restoration Special Fund; \$3,000,000 from Private Funds (Waikīkī Beach Special Beach Improvement District Association); \$4,000,000 from DLNR Trust Funds; and \$1,850,00 from General Obligation Bonds.
3. **Climate Change Mitigation and Adaptation Coordinator:** In 2017, the Governor signed Act 32 establishing the Hawaii Climate Change Mitigation and Adaptation Commission (Commission). Act 32 also established a Climate Change Mitigation and Adaptation Coordinator position which expires at the end of the FY19, although the Commission does not. Because the position and its funding expire June 2019, the Department would like to establish a permanent coordinator position to assist the Commission. We are asking for \$65,000-\$75,000/year for the Climate Coordinator Position and another \$110,000 for planning and admin. costs.

#### Legacy Land Conservation Program (LLCP)

For FY20-FY21, the Department requests an increase of \$2,364,905, each fiscal year, to the Legacy Land Conservation Program spending ceiling imposed on the Land Conservation Fund. This increase is needed to continue revitalizing the declining buying power of the Legacy Land Conservation Program for protecting—and for providing public access to—land having natural, environmental, recreational, scenic, cultural, agricultural production, and historic value, with minimal impact on the unencumbered cash balance in the Land Conservation Fund. In the face of increasing development pressures, rising real estate values, and growing public needs for access to conserved lands, the Legacy Land Conservation Program needs additional funding to maintain and enhance its historic level of positive program impacts.

Act 84, SLH 2015 capped the annual transfer of conveyance tax revenues to the Land Conservation Fund at \$6.8 million, or 10 percent of the revenues, whichever is less. Transfers of conveyance tax revenues to the Land Conservation Fund reached the \$6.8 million cap in FY18 and are on track to reach the \$6.8 million cap in FY19, while the most recent set of applications for Legacy Land Conservation Program grant funding requested nearly \$9 million, total, from the Land Conservation Fund. Increasing the FY20-FY21 Legacy Land Conservation Program spending ceilings by \$2.36 million each year would allow the Legacy Land Conservation Program to support new acquisitions of land having resource value to the State, plus recurring debt service, at the level where the Legislature has set its annual revenue cap—plus a portion of funds unencumbered

from discontinued grants—while retaining, at its current level, a substantial balance of unencumbered funds in the Land Conservation Fund, above the spending ceiling.

With a proposed ceiling increase of \$4.72 million for the biennium, the Legacy Land Conservation Program anticipates bringing in an additional \$8.5 million of non-State funding for land conservation, based on historical match rates for the program. This ceiling increase would expand baseline program funding capacity by 46%, greatly increasing the resource protection and public benefits that the Legacy Land Conservation Program provides.

**Capital Improvement Projects (CIP) Budget Requests:**

Acquire interests in land having value as a resource to the State, using the unencumbered cash balance in the Land Conservation Fund, from above the spending ceiling:

1. E02D - Haloa Aina Conservation Easement, Hawai'i (\$1,000,000, FY 2020) The Department of Land and Natural Resources seeks to acquire a conservation easement over 2,800 acres, in partnership with the private landowner, that will protect the substantial and important native forest resources and endangered species on a "working forest" property. The forest supports significant forest products that help to fuel the local economy, and also provides irreplaceable watershed functions and values for Kealakekua Bay. The conservation easement will protect the forest from conversion to non-forest land cover and land use, and will protect forest resources from over-harvesting while promoting continued investment in the local economy.
2. E02E - Pia Natural Area Reserve, O'ahu (\$100,000, FY 2020)  
The Department of Land and Natural Resources seeks to acquire 300 acres (fee simple) to protect substantial watershed, open space, recreation, and endangered species resources through management of Pia Valley as a Natural Area Reserve. This forested area contains unique lowland ecosystems with plants and animals found nowhere else in the world.

**Bureau of Conveyances (BOC) -- LNR 111**

1. The Department requests a ceiling increase of \$750,000 in FY20 and \$750,000 in FY21 to continue the digitization and image enhancement and preservation of recorded documents and to provide secure accessibility of those images for internal users and the public.
2. The Department requests a ceiling increase of \$500,000 in FY21 for partial restoration and preservation of reference books, management system for the map collections and technology improvements to better serve all users of the Public Reference Room resources.

These expenditures will increase accessibility to Bureau of Conveyances public land records and increase efficiencies by automating public access.

The net outcome of this funding and anticipated future phases of this project to be funded will be the timely protection, preservation and accessibility of all land records and maps that are vital to commerce and the economy of Hawaii.

Engineering Division (ENG) -- LNR 141, LNR 810

The Engineering Division has one operating budget request:

1. The LNR 810 program requests a federal fund ceiling adjustment (\$199,300/\$229,300, MOF P) to account for anticipated higher federal grant awards from the Department of Homeland Security, Federal Emergency Management Agency.

Capital Improvement Project (CIP) Budget Request:

The LNR 141 program requests (\$3,000,000/\$3,000,000 MOF: C) for Rockfall and Flood Mitigation, statewide. These funds will be used to address potentially hazardous flooding or rockfall hazards/conditions in various locations on state-owned lands or in which state-owned lands may impact homes or property on adjacent parcels to reduce state liability from damage or injury due to rockfalls or flooding.

Division of Aquatic Resources (DAR) -- LNR 153, LNR 401, LNR 805

The Division of Aquatic Resources requests the following:

1. \$46,050 in general funds for full-year funding of the LNR 401 Ecosystem Protection & Restoration Program Manager position (#91902C) that was abolished by Act 49, SLH 2017. This critical position is responsible for the management of DAR's largest program involving numerous environmental projects impacting the protection and restoration of native aquatic species and ecosystems.
2. \$46,050 in general funds for full-year funding of the LNR 805 District Resources Management Program Manager position (#91906C) that was abolished by Act 49, SLH 2017. This vital position is responsible for effective management of aquatic resources of each county and the administrative services of the Division of Aquatic Resources.
3. \$73,422 in general funds for full-year funding for three LNR 805 Aquatic Biologist III positions (#91937, #91938 & #91939) as marine monitoring coordinators for Hawai'i Island (Kona), Maui & Kaua'i. The Sustainable Hawai'i Initiative to effectively manage 30% of the state nearshore aquatic resources by 2030 (30 x 30 initiative) implicitly requires that the effectiveness of existing and new management measures be monitored statewide.
4. \$24,474 in general funds for full-year funding for the LNR 401 Program Specialist III position (#91914C) as a Geographic Information Systems (GIS) specialist to perform computerized mapping and graphs pf aquatic resources statewide. The Governor's initiative to effectively manage 30% of the state nearshore aquatic resources by 2030 requires geospatial modeling and analysis and, ultimately, the development of maps of fisheries management areas statewide.

5. \$3,132 in special funds for the LNR 153 Program to cover fringe benefit adjustment.
6. \$213,238 increase in the federal "P" fund ceiling for LNR 153 in FY 20 and FY 21. Also, decreases of \$110,937 in FY 20 and \$35,937 in FY 21 in the federal "N" fund ceiling and increases of \$2,196,178 in FY 20 and \$2,056,178 in FY 21 in the federal "P" fund ceiling for LNR 401. In addition, a decrease of \$50,000 in FY 20, but an increase of \$150,000 in FY 21 in the federal "P" fund ceiling for LNR 805.
7. Transfer-out Accountant IV, Position #120594, from LNR 401 to LNR 906.  
(FTE: 0.25, MOF: A, Salary: \$12,693; FTE: 0.75, MOF: N, Salary: \$38,079, Fringe: \$22,848)

The Administrative Services Office (ASO) is responsible for the fiscal management, integrity and accountability of the Department. The mission of the ASO is to provide guidance and oversight of the Department's budget, fiscal management, and financial operations for all of DLNR divisions' various funds, grants and other awards to ensure that funds necessary to carry out the Department's mission are obtained, allocated, and expended in accordance with the Department's priorities and relevant laws and policies. Given the significant amount of federal grant funds received and administered by the DLNR, and to address the desire of the Department to institute a standardized accounting process, we deem it necessary to request the transfer of the above positions under the direct supervision of the ASO. By doing this, we believe ASO will be in the best position to provide the most thorough fiscal oversight and supervision available as well as ensure that the implementation of policies and procedures is done in a transparent, timely and effective manner and in accordance with state and federal guidelines. This will afford the Department improved efficiency resulting in the better use of its time and resources.

The transfer of the positions will give the Department the opportunity to institute better compliance, and to enhance internal controls. Additionally, we are confident that this change and/or transfer request will address auditor's recommendations brought about by various audits. It will also address the federal auditor's concerns of potential disallowance of costs, assessment of penalties and diminished future grant opportunities due to insufficient data documentation and overall management of federal funds. The request will be cost neutral and there will be no additional funds needed on the transfer.

#### Capital Improvement Project (CIP) Budget Request:

The Division of Aquatic Resources requests \$550,000 in CIP funds in FY 20 for construction of a new sewer line connection for two existing restrooms at the Anuenue Fisheries Research Center on Sand Island. The two existing restrooms are currently connected to a cesspool which is reaching its capacity due to use by approximately 30 staff at AFRC and visitors. This is a compliance issue with potential of leaching/polluting the nearby coastline.

Division of Forestry and Wildlife (DOFAW)

LNR 172

1. Change MOF from P to A to primarily reflect the duties of the following positions: Forester V #12464(P) (\$66,864); Nursery Worker I #121614(T) (\$51,312), Fringe: \$70,906

The requested MOF change will allow for the Division to more efficiency and effectively manage staff resources and federal grants. The duties for these positions are substantially broader than the individual federal grants they are supported by; the MOF would allow the reflection of these broader duties without jeopardizing the grant funding support. Further, due to the overall downward trend of the U.S. Forest Service's grants, these funds can no longer support the full salaries for these positions. As the positions are essential to support of public and private forest land management as well as our state nursery program, retaining and funding these positions is essential to meet the Division's mission and several State of Hawaii legislative and sustainability initiatives.

2. Change MOF from P to A to primarily reflect the duties of the following positions: Forester V #12464(P) (\$66,864); Nursery Worker I #121614(T) (\$51,312) (A) - See above
3. Full year funding for Forestry and Wildlife Technician IV, #91901C \$17,454/\$17,454 A)

Position was funded in a supplemental year and accounted for a six-month delay in hire. Full time funding is needed going forward.

Capital Improvement Project (CIP) Budget Requests:

1. Hazardous Tree Mitigation, Statewide (\$200,000/\$200,000 C)- Contract tree removal services from professional arborists to mitigate hazardous trees. Trees may fall and threaten landowners adjacent state lands, or create hazards for the public while recreating on Department managed lands
2. Pu'uwa'awa'a Structure and Hazardous Material Removal, Hawai'i (\$50,000/\$150,000 C) When this project is completed the public safety of this area will be greatly improved, environmental risk of future damage will be eliminated, and the visual and scenic qualities of the area will be greatly improved. Pu'u Wa'awa'a cinder cone is significant both biologically and culturally and there is widespread support of this action from the Pu'u Wa'awa'a Advisory Council who has asked that this project be implemented at multiple meetings. Finally, public access in the area will be able to continue which is important due to the limited number of publically accessible hiking options in North Kona.
3. Request for Pu'u 'Ō'ō saddle house repairs, Hawai'i (\$103,000 C) The Pu'u 'Ō'ō cabin area is used for public outreach events. Cabin is used for staff and volunteers to overnight for natural resource work. Cabin is in severe need of repairs to preserve its historic character and function.

LNR 402

1. Reduce Other Operating Expenditures to fund the change MOF from P to A to primarily reflect the duties of the following positions: Planner V, #122002(T) (\$53,364), Wildlife Biologist V, #122264(T) (\$51,055) Forestry and Wildlife Technician IV, #46948 (P) FTE .50 (\$23,466), Forester V #118212(P) FTE .50 (\$33,432) - The requested MOF change will allow for the Division to more efficiency and effectively manage staff resources and federal grants. The duties for these positions are substantially broader than the individual federal grants they are supported by; the MOF would allow the reflection of these broader duties without jeopardizing the grant funding support. Further, due to the uncertainty with grant awards from the U.S. Fish and Wildlife's it is difficult to ensure there is sufficient federal grant funding to support the positions. As the positions are essential to support of public and private forest land management, wildlife management for native species and hunting programs, and suppression of wildfires these positions is essential to meet the Division's mission and protect our natural areas and surrounding communities
  
2. Change MOF from P to A to primarily reflect the duties of the following positions: Planner V, #122002(T) (\$53,364), Wildlife Biologist V, #122264(T) (\$51,055), Forestry and Wildlife Technician IV, #46948(P) FTE .50 (\$23,466) Forester V #118212(P) FTE .50 (\$33,432) Fringe: \$96,784 – Please see Item 1.
  
3. Add ten (10) permanent positions and funds to control invasive species in the forests, reserves and sanctuaries, per Hawaii's Interagency Biosecurity Plan: (2) Natural Area Reserves Specialist IV, SR22, Kaua'i; (4) Forestry and Wildlife Technician IV, SR13, Maui (2) and Hawai'i; (2) Forestry and Wildlife Worker II , BC05, for Maui and O'ahu, Forester V, SR24 for Admin, Forester III, SR20 for O'ahu and \$172,368 for Other Operating Expenses. The Hawaii Interagency Biosecurity Plan seeks to provide adequate resources for invasive species prevention and control across state agencies in order to prevent future costs from invasive species damages and the loss of threatened and endangered species. As described in the Biosecurity Plan, this request would provide funds for DLNR/DOFAW to fill a critical program gap by hiring (9) new invasive species staff: (2) positions each DOFAW branch with one additional for Maui Branch, based on Moloka'i. One Forester V position is also added in the DOFAW Administrative Branch, to provide forest pathology expertise for issues like Rapid 'Ōhi'a Death and coordinate related actions of the invasive species technicians across the state in implementing the Biosecurity Plan. The Governor's Sustainable Hawai'i Initiative calls for implementation of the Hawai'i Interagency Biosecurity Plan, which seeks to increase resources for invasive species prevention and control across state agencies. This request would provide operating funds for DLNR/DOFAW's new invasive species field technicians for plant, insect, and animal control in protected areas.

4. Add funds for Fire and Emergency Response (\$300,000/\$300,000, A): DOFAW is the primary responder for wildland fires occurring across one million acres of forested watershed or 25% of the land area in the state, and co-responds with federal and county agencies for an additional 30%. The requested funding amount is based on analysis of recent costs for controlling wildland fires in Hawaii, which are trending upward with climate change and other factors.
5. Add funds for Rapid 'Ōhi'a Death (ROD) response (\$500,000/\$500,000 A) DLNR is the lead agency responding to Rapid 'Ōhi'a Death statewide, working closely with federal and county-based organizations to support scientific research, early detection surveys, monitoring disease spread, control and containment operations, and public outreach. In addition, DOFAW is requesting funds to remove ungulates from fenced areas on Hawaii and Kaua'i islands to protect them from damage that can increase risk of infection by ROD.
6. Add funds for the Hawaii Invasive Species Council (HISC) per Hawaii's Interagency Biosecurity Plan (\$1,000,000/\$1,000,000 A) The Governor's Sustainable Hawaii Initiative calls for implementation of the Hawaii Interagency Biosecurity Plan, which seeks to increase the scope of invasive species projects that fill gaps between agency mandates, via the Hawaii Invasive Species Council (HISC). HISC funds projects including the Invasive Species Committees, Hawaii Ant Lab, the Weed Risk Assessment, Biofouling Coordinator, biocontrol research, and other gap-filling, interagency partnerships that do not otherwise have programmatic funding in the state budget.
7. Full year funding for Forester IV, #91903C(\$26,478/\$26,478 A)  
Position was funded in a supplemental year, and accounted for a six-month delay in hire. Full time funding is needed going forward.
8. Transfer-out Accountant IV, Position #110303, from LNR 402 to LNR 906.  
(FTE: 1.00, MOF: N, Salary: \$59,448, Fringe: \$35,669)

The Administrative Services Office (ASO) is responsible for the fiscal management, integrity and accountability of the Department. The mission of the ASO is to provide guidance and oversight of the Department's budget, fiscal management, and financial operations for all of DLNR divisions' various funds, grants and other awards to ensure that funds necessary to carry out the Department's mission are obtained, allocated, and expended in accordance with the Department's priorities and relevant laws and policies. Given the significant amount of federal grant funds received and administered by the DLNR, and to address the desire of the Department to institute a standardized accounting process, we deem it necessary to request the transfer of the above positions under the direct supervision of the ASO. By doing this, we believe ASO will be in the best position to provide the most thorough fiscal oversight and supervision available as well as ensure that the implementation of policies and procedures is done in a transparent, timely and

effective manner and in accordance with state and federal guidelines. This will afford the Department improved efficiency resulting in the better use of its time and resources.

The transfer of the positions will give the Department the opportunity to institute better compliance, and to enhance internal controls. Additionally, we are confident that this change and/or transfer request will address auditor's recommendations brought about by various audits. It will also address the federal auditor's concerns of potential disallowance of costs, assessment of penalties and diminished future grant opportunities due to insufficient data documentation and overall management of federal funds. The request will be cost neutral and there will be no additional funds needed on the transfer.

#### Capital Improvement Project (CIP) Budget Requests:

1. Coqui Frog Eradication Containment Barrier, Maui (\$750,000/\$250,000 C). This project will prevent the spread of coqui on Maui and facilitate eradication, preventing significant impacts to Maui's economy and natural resources. This project will also prevent far higher control costs that would be incurred if coqui frogs are not contained.
2. Kure Marine Debris Cruise, O'ahu (\$200,000/\$200,000 C) Transport personnel and remove marine debris from PMNM, contract w/ private vessel. Marine debris is continuously collected and stockpiled throughout monument and stockpiled on Midway Atoll. Removal of marine debris is coordinated by Monument partner agencies (NOAA, DLNR, FWS, and OHA). We expect to remove roughly 155,000 pounds of debris each year. Marine debris poses a significant threat to listed and native wildlife in PMNM by entrapment, fatal internal injury to animals, and by polluting habitat. As a Monument Co-Managing Agency, a DLNR sponsored cruise would help to provide additional cruises to extend the effectiveness of current marine debris removal operations.
3. Mauna Kea Fence, Hawaii (\$500,000/\$500,000 C) Repair, replace and modify ungulate exclusion fence around the perimeter of the Palila Critical Habitat on Mauna Kea, Hawaii Island. The main objective of this project is to remove feral ungulates and restore habitat through the use of conservation fencing. By removing ungulates from Palila critical habitat this will fulfill the Department's obligations to the Federal Courts and will enhance the survival of the species.
4. Kanaio Resource Protection, Maui (\$800,000 C) The management area has the potential to provide a wealth of public uses but has been unencumbered for years, is not currently a public hunting area, and receives little active management of natural resources and public recreation. The department is developing a plan to balance public recreational uses with resource protection to provide for the responsible management of public benefits in this area. This project implements a key part of that plan to ensure that sensitive biological and cultural resources are protected and compatible uses are sustainable. Public hunting for game birds and game mammals, habitat management to enhance native plant



communities and control invasive species, reduced erosion to benefit coral reef and near shore habitats, improved law enforcement to improve public safety and reduce impacts to natural resources, recovery of endangered species, and protection of cultural and historic features, including the Hoapili trail.

5. North Kona Game Management Habitat Conservation Plan Fencing, Hawaii (\$200,000/\$200,000 C) The purpose of this project is to construct a conservation unit to protect approximately 92 acres to provide protection to one of the largest remaining populations of Hala pepe (*Chrysodrachon hawaiienses*) and one individual of the last remaining 10 A'e (*Zanthoxylum dipetalum* var. *tomentosum*) from feral ungulates, to conduct invasive weed control, and native habitat restoration for up to 12 threatened and endangered plant species. Fencing this area will protect and restore watershed function (contains Priority I and II watershed), native-dominated forest ecosystem cover, and an assemblage of unique native species that is not well represented in current protected areas. Fencing this area will also provide a public safety benefit. The Pu'u Wa'awa'a quarry is located within this proposed fencing unit and poses a significant public safety hazard due accidental falls and rock falls in the area.
6. Kanahā Pond Wildlife Sanctuary Fence Replacement, Maui (\$300,000 C) The Kanahā Pond State Wildlife Sanctuary is one of the most important breeding sites for endangered waterbirds in the state. The fence is essential to prevent the predators from entering the sanctuary and killing endangered birds. Existing fence is aging and damaged, allowing predators to enter, resulting in costly efforts to control the constant influx of predators. Replacement of the fence will protect the birds while reducing time and costs to control predators.
7. Hilo Baseyard Bulk fuel tank replacement, Hawaii (\$150,000 C) A new tank will enable DOFAW operations the opportunity to move away from carbon-based fuel and use the available biodiesel fuel the vehicles are designed to use.
8. DOFAW Maui District Baseyard Generator, Maui (\$55,000 C) The Division of Forestry and Wildlife's Maui operations are based out of its Kahului baseyard, which supports all aspects of management, including office, administrative, and field operations and functions that must remain operational during emergency management for which the district provides support. Integration of a standby generator to ensure that the baseyard remains powered during emergencies, when electrical services go down, ensures full functional capacity, maintaining incident command functions, fuel tanks, and vehicle and heavy equipment repair shops.
9. DOFAW Maui District Baseyard Restroom Renovation, Maui (\$55,000 C) Renovation will provide clean and functional restroom facilities for staff.

## LNR 407

1. Special Fund ceiling increase for the Natural Area Reserve (NAR) Funds (S-342) to allow expenditure of funds gained by revenue generation for LNR 407 Program, Maui (\$180,000/\$360,000 B) "Act 84, SLH 2015 ceased the conveyance tax deposits into the Natural Area Reserve Fund (S-342), which was the primary funding source for S-342. Act 119, SLH 2015 set the ceiling of the Natural Area Reserve Fund at \$0. While S-342 no longer receives deposits from conveyance tax funds, other revenues are anticipated with a fee parking lot in 'Āhihi-Kīna'u Natural Area Reserve on Maui which is estimated to begin operation in the second half of FY19 and generate \$180,000 for half a year's worth of revenues. Subsequent full years are estimated to generate \$360,000 per year. Increasing the spending ceiling to allow use of these revenues will allow the Department to fund the marine and coastal management of 'Āhihi-Kīna'u as well as urgently needed invasive species removal in natural area reserves. This would allow revenues generated to go back to the improvement of the reserve.
2. Transfer-out Accountant IV, Position #118265 from LNR 407 to LNR 906.  
(FTE: 1.00, MOF: A, Salary: \$53,364)

The Administrative Services Office (ASO) is responsible for the fiscal management, integrity and accountability of the Department. The mission of the ASO is to provide guidance and oversight of the Department's budget, fiscal management, and financial operations for all of DLNR divisions' various funds, grants and other awards to ensure that funds necessary to carry out the Department's mission are obtained, allocated, and expended in accordance with the Department's priorities and relevant laws and policies. Given the significant amount of federal grant funds received and administered by the DLNR, and to address the desire of the Department to institute a standardized accounting process, we deem it necessary to request the transfer of the above positions under the direct supervision of the ASO. By doing this, we believe ASO will be in the best position to provide the most thorough fiscal oversight and supervision available as well as ensure that the implementation of policies and procedures is done in a transparent, timely and effective manner and in accordance with state and federal guidelines. This will afford the Department improved efficiency resulting in the better use of its time and resources.

The transfer of the positions will give the Department the opportunity to institute better compliance, and to enhance internal controls. Additionally, we are confident that this change and/or transfer request will address auditor's recommendations brought about by various audits. It will also address the federal auditor's concerns of potential disallowance of costs, assessment of penalties and diminished future grant opportunities due to insufficient data documentation and overall management of federal funds. The request will be cost neutral and there will be no additional funds needed on the transfer.

#### Capital Improvement Project (CIP) Budget Requests:

1. Watershed Protection and Initiatives, Statewide (\$5,583,000/\$4,492,000 (C) – This is the top priority CIP request for the Department. Hawaii's main source of fresh water – our forests – are degrading from non-native hooved animals like goats, sheep, cattle, pigs, and deer. Immediate action is needed to secure Hawaii's water supply. Hotter, drier conditions and damaged watersheds are escalating the costs and conflicts over water. Current drought conditions and declining water supplies experienced across the state will only worsen with the coming climate change problems. Fencing out hooved animals keeps forests healthy so they can withstand long term climate changes or episodic threats like Rapid 'Ōhi'a Death (ROD). Indeed, preliminary studies are finding significantly fewer dead 'ōhi'a trees in areas fenced from hooved animals in ROD hotspots on Hawaii island. Protecting forests reduces erosion and runoff that is a major threat to reef health. In addition, Hawaii has one-third of the endangered species in the nation, with many on the brink of extinction. This project will secure habitat for dozens of these highly endangered plants and wildlife. This project focuses on the first step of long-term watershed protection – fencing. Fences are the best way to protect these watershed forests by eliminating damage from pigs, deer, and goats found in 15 priority sites across the state, totaling 28,000 acres. Left unchecked, these animals will significantly degrade native ecosystems through browsing, digging, and rooting. This creates bare ground and openings for invasive plants to grow and rainfall to wash away the sediment, impairing watershed function.
3. Kanaio Natural Area Reserve Dry Forest Fence - Maui (\$300,000 C) On Maui, dryland forests have been reduced by over 95% of their former range. Fences protect watersheds, native forests, and endangered species from loss, extinction, and damage from hooved animals. This project will help restore forests that provide habitat for endangered plants and wildlife.
4. Invertebrate and Plant Propagation Facility and Baseyard Improvements – O'ahu (\$200,000 C) DLNR is responsible for working within the state regulatory framework to balance risks and benefits. It is our mission to protect and preserve plant and animal species as public trust resources for future generations. Captive propagation of rare and endangered native species is integral to fulfilling this mission. DLNR must ensure that the facilities that house these rare species are secure from high winds, flooding and other unpredictable natural events. Hawaii Invertebrate Program facilities are currently located in Kawainui, which is a known flood zone. Renovating and expanding the Waimano baseyard will provide safe space for the HIP program to relocate, to continue its captive propagation efforts with these ecologically and culturally important species. This project will also relocate a rare plant facility from Lyon Arboretum. Currently, native ecosystem staff are divided across several O'ahu baseyards and work sites. This project will provide work space to centralize operations and lead to increased efficiency and integration for programs.

5. Nursery and Facility Renovation – Kaua’i (\$75,000/\$75,000 C) DOFAW operates two plant nurseries on Kaua’i, located in Līhu’e and Kōke’e. The Lihue nursery supports all program activities and maintains a native plant seed bank. The Kōke’e nursery focuses on rare plants and is located in a mid-elevational area due to the sensitivity of these extremely rare plants. Both of these facilities are in disrepair and need major improvements to function at the high level they were intended to operate. Improved nurseries will also allow DOFAW to provide plants and educational opportunities for local students and the public.

#### LNR 804

1. Change of MOF from B to A due to lack of funds for the following positions: Forester VI, #47599 FTE .50 (\$30,912), Trails and Access Specialist V, #47596 FTE .50 (\$37,596), Trails and Access Specialist V, #47597 FTE .50 (\$37,596), Trails and Access Specialist V, #52396 (\$69,540) Forestry and Wildlife Worker II, #117719 (\$42,456) Fringe: \$130,860

The Trails and Access program is highly constrained by the use federal and special grants to fund positions. Funding positions through general funds will provide addition funds to the program by freeing up special and federal grant funds for critically needed operational funding, simplify accounting, make the state funded positions more flexible, and allow the state position funding to act as a match against federal grant funds.

#### Capital Improvement Project (CIP) Budget Requests:

1. Nā Ala Hele Program Plan Revision, SW (\$450,000 C) The revision will address new forms of recreational activities that were not present during the original plan; prioritize trails and access routes for acquisition; guide trail and access development and improvements; and highlight areas for program expansion. Updating trail specifications to new sustainability standards will minimize both environmental impacts and maintenance requirements.
2. Pololū Parking Mitigation Planning and Design, Hawaii (\$500,000 C) A surge in hiking interest at this trailhead and lookout in recent years has created traffic congestion and health and safety risks. As the only access into Pololū, there is currently inadequate parking and no restrooms. DOFAW is working with the community and Surety Kohala Corporation to address user impacts. Currently over 150 users hike the trail daily and park over 50 cars along the highway at any given time, 87% of which are visitors. Neighboring landowner, Surety Kohala Corporation, is currently willing to donate up to five acres of land to accommodate a new parking area and restroom facilities. State funds are needed for planning and design of the trailhead infrastructure.

Commission on Water Resource Management (CWRM) -- LNR 404

None.

Division of Conservation and Resources Enforcement (DOCARE) -- LNR 405

The Department is requesting the following:

1. Conversion of twelve (12) temporary Maritime Enforcement positions to six (6) permanent positions.
2. \$77,956 in general funds to establish Program Specialist IV position: Salary \$52,956, Other Current Expenditures \$16,500, and Equipment \$8,500.

DOCARE completed initial assessments of specialized Maritime Enforcement units that address both boating safety and fisheries enforcement needs. During the initial twelve months of operations, Marine Enforcement Unit officers conducted sixty (60) investigations, issued forty-one (41) citations, nineteen (19) warnings and responded to eleven (11) complaints. Compared to the same time period the previous year, this was a 253% increase in the number of fishing related investigations conducted and a 71% increase in the number of criminal fishing citations issued. There was also a 21% decrease in fisheries related complaints.

Further, a new metric developed and being tested by the Marine Enforcement Unit was data collection on fisher compliance with fishing rules. Officers documented a total of 468 fisher inspections in an attempt to gauge the levels of compliance being achieved. The compliance rate varied throughout the project, the least compliance was achieved in the month of June (50%) and the highest in September (100%) and June (100%). Relatively reduced (below 90%) compliance rates in November 2013 (76%) and February 2014 (84%) were attributed to violations largely attributed to baitfish schools that made appearances in Kahului Harbor and violations occurring due to fishers over eagerness to capture them. The average compliance rate for the year was 88%.

These Marine Enforcement Units have been essential to the protection of our fragile marine environment and significant investments have been allocated to procure specialized equipment using dedicated federal funding. It is essential to staff these units with permanent rather than temporary positions, in order to expand and maintain the program on a permanent basis.

As DOCARE does not have an established position for the scope of work that the current Makai Watch coordinator has performed, and the designated position is solely reliant upon grant funding, there is a high degree of uncertainty for this position and the Program. Funding for the establishment of the Program Specialist IV position and operational costs related with this position will allow the Division to maintain coordination of its Makai Watch Program. This position will serve as a crucial community liaison dealing with enforcement issues and education of the public relating to the enforcement of DLNR rules and laws. It will also assist with current DOCARE program administration and initiatives.

3. Transfer-out Accountant IV, Position #52375 from LNR 405 to LNR 906.  
(FTE: 1.00, MOF: A, Salary: \$46,140)

The Administrative Services Office (ASO) is responsible for the fiscal management, integrity and accountability of the Department. The mission of the ASO is to provide guidance and oversight of the Department's budget, fiscal management, and financial operations for all of DLNR divisions' various funds, grants and other awards to ensure that funds necessary to carry out the Department's mission are obtained, allocated, and expended in accordance with the Department's priorities and relevant laws and policies. Given the significant amount of federal grant funds received and administered by the DLNR, and to address the desire of the Department to institute a standardized accounting process, we deem it necessary to request the transfer of the above positions under the direct supervision of the ASO. By doing this, we believe ASO will be in the best position to provide the most thorough fiscal oversight and supervision available as well as ensure that the implementation of policies and procedures is done in a transparent, timely and effective manner and in accordance with state and federal guidelines. This will afford the Department improved efficiency resulting in the better use of its time and resources.

The transfer of the positions will give the Department the opportunity to institute better compliance, and to enhance internal controls. Additionally, we are confident that this change and/or transfer request will address auditor's recommendations brought about by various audits. It will also address the federal auditor's concerns of potential disallowance of costs, assessment of penalties and diminished future grant opportunities due to insufficient data documentation and overall management of federal funds. The request will be cost neutral and there will be no additional funds needed on the transfer.

Division of Boating and Ocean Recreation (DOBOR) -- LNR 801

The Department is requesting the following:

1. Transfer-out Accountant IV, Position #46758 (FTE: 1.00, MOF: B, Salary: \$57,168, Fringe: \$34,301) and Accountant III, Position #50939 (FTE: 1.00, MOF: B, Salary: \$48,000, Fringe: \$28,800) from LNR 801 to LNR 906.

The Administrative Services Office (ASO) is responsible for the fiscal management, integrity and accountability of the Department. The mission of the ASO is to provide guidance and oversight of the Department's budget, fiscal management, and financial operations for all of DLNR divisions' various funds, grants and other awards to ensure that funds necessary to carry out the Department's mission are obtained, allocated, and expended in accordance with the Department's priorities and relevant laws and policies. Given the significant amount of federal grant funds received and administered by the DLNR, and to address the desire of the Department to institute a standardized accounting process, we deem it necessary to request the transfer of the above positions under the direct supervision of the ASO. By doing this, we believe ASO will be in the best position to provide the most thorough fiscal oversight and supervision available as well as ensure that the implementation of policies and procedures is done in a transparent, timely and

effective manner and in accordance with state and federal guidelines. This will afford the Department improved efficiency resulting in the better use of its time and resources.

The transfer of the positions will give the Department the opportunity to institute better compliance, and to enhance internal controls. Additionally, we are confident that this change and/or transfer request will address auditor's recommendations brought about by various audits. It will also address the federal auditor's concerns of potential disallowance of costs, assessment of penalties and diminished future grant opportunities due to insufficient data documentation and overall management of federal funds. The request will be cost neutral and there will be no additional funds needed on the transfer.

#### State Historic Preservation Division (SHPD) -- LNR 802

The Department is requesting the following:

1. \$150,000 for FY20 and \$100,000 for FY21 to enable it to continue with the digitization of its remaining legacy documents, records, files, etc., which are situated primarily at its neighbor island offices. The Division has already digitized approximately 1.6 million pages of legacy documents at its Kapolei office. This initiative is part of the Division's transition to paperless documents and is essential to ensuring the maximum effectiveness of the Hawaii Cultural Resource Information System.
2. \$57,347 Federal Fund Ceiling adjustment in support of the increase in grant funding and to allow for the use of funds.

#### Capital Improvement Project (CIP) Budget Request:

The Division is requesting CIP funds in the amount of \$250,000 for the design and plans of a replacement building for its Hilo office which is an old dilapidated building that can no longer provide a safe structure or environment to conduct state business with the public, and \$50,000 to make the temporary critical repairs and upgrades to the Hilo office in order to maintain the minimum safe environment to conduct state business with the public. Repairs to the Division's Hilo office exceed the amount that can realistically be allocated from operating expenses.

#### Division of State Parks (State Parks) -- LNR 806

##### Lifeguard Budget Request

Add \$1,546,456 in general funds to sustain cost increases associated with the four county contracts for lifeguard services to cover increases due to actual salary costs.

#### Capital Improvement Project (CIP) Budget Requests:

1. \$2,000,000 for Lump Sum Hazard Mitigation for park units statewide is to ensure the State's responsibility for safety of all park users and visitors and adjacent property owners
2. \$3,200,000 for Malaekahana State Recreation Area (MSRA) Kahuku Section is for shovel ready water system replacement, comfort station construction and access and parking

improvements. This infrastructure and facility improvements at MSRA Kahuku Section will include 3 new comfort stations for public health to improve sanitation and quality of the public camping and day use experience and revenue enhancement upon completion via reduced operating costs and increased concession rent from privatized management leases.

3. \$1,750,00 for Sand Island State Recreation Area is for shovel ready sewer, irrigation and water system repairs to ageing and failing infrastructure. The associated public health and quality of experience issues will be addressed through this project.
4. \$1,000,000 for Diamond Head State Monument (DHSM) to design and construct new pedestrian and bicycle access and vehicle parking via the unused large capacity Kapahulu Tunnel and access road being vacated by the Department of Defense and Red Cross. This will reduce the increasingly dangerous interaction between pedestrian's bicycles, trolleys, tour busses and cars in the only current access road via the Kahala Tunnel. Separating pedestrian and vehicle access and creating exterior parking and drop off space for commercial tours and vehicles vastly improves both public safety and improve the quality of experience by reducing traffic flow into the interior of DHSM, which is currently subjected to approximately 3,000 visitors per day.
5. Transfer-out Accountant III, Position 12969 from LNR 806 to LNR 906.  
(FTE: 1.00, MOF: A, Salary: \$36,488)

The Administrative Services Office (ASO) is responsible for the fiscal management, integrity and accountability of the Department. The mission of the ASO is to provide guidance and oversight of the Department's budget, fiscal management, and financial operations for all of DLNR divisions' various funds, grants and other awards to ensure that funds necessary to carry out the Department's mission are obtained, allocated, and expended in accordance with the Department's priorities and relevant laws and policies. Given the significant amount of federal grant funds received and administered by the DLNR, and to address the desire of the Department to institute a standardized accounting process, we deem it necessary to request the transfer of the above positions under the direct supervision of the ASO. By doing this, we believe ASO will be in the best position to provide the most thorough fiscal oversight and supervision available as well as ensure that the implementation of policies and procedures is done in a transparent, timely and effective manner and in accordance with state and federal guidelines. This will afford the Department improved efficiency resulting in the better use of its time and resources.

The transfer of the positions will give the Department the opportunity to institute better compliance, and to enhance internal controls. Additionally, we are confident that this change and/or transfer request will address auditor's recommendations brought about by various audits. It will also address the federal auditor's concerns of potential disallowance of costs, assessment of penalties and diminished future grant opportunities due to insufficient data documentation



and overall management of federal funds. The request will be cost neutral and there will be no additional funds needed on the transfer.

Administration (Admin) -- LNR 906

The Department has the following operating budget requests:

1. Transfer-in Accountant positions from various programs to LNR 906:

- #120594 - Accountant IV from LNR 401 (FTE: 0.25, MOF: A, Salary: \$12,693; FTE: 0.75, MOF: N, Salary: \$38,079, Fringe: \$22,848)
- #110303 - Accountant IV from LNR 402 (FTE: 1.00, MOF: N, Salary: \$59,448, Fringe: \$35,669)
- #52375 - Accountant IV from LNR 405 (FTE: 1.00, MOF: A, Salary: \$46,140)
- #118265 - Accountant IV from LNR 407 (FTE: 1.00, MOF: A, Salary: \$53,364)
- #46758 – Accountant IV from LNR 801 (FTE: 1.00, MOF: B, Salary: \$57,168, Fringe: \$34,301)
- #50939 – Accountant III from LNR 801 (FTE: 1.00, MOF: B, Salary: \$48,000, Fringe: \$28,800)
- #12969 - Accountant III from LNR 806 (FTE: 1.00, MOF: A, Salary: \$36,488)

The Administrative Services Office (ASO) is responsible for the fiscal management, integrity and accountability of the Department. The mission of the ASO is to provide guidance and oversight of the Department's budget, fiscal management, and financial operations for all of DLNR divisions' various funds, grants and other awards to ensure that funds necessary to carry out the Department's mission are obtained, allocated, and expended in accordance with the Department's priorities and relevant laws and policies. Given the significant amount of federal grant funds received and administered by the DLNR, and to address the desire of the Department to institute a standardized accounting process, we deem it necessary to request the transfer of the above positions under the direct supervision of the ASO. By doing this, we believe ASO will be in the best position to provide the most thorough fiscal oversight and supervision available as well as ensure that the implementation of policies and procedures is done in a transparent, timely and effective manner and in accordance with state and federal guidelines. This will afford the Department improved efficiency resulting in the better use of its time and resources.

The transfer of the positions will give the Department the opportunity to institute better compliance, and to enhance internal controls. Additionally, we are confident that this change and/or transfer request will address auditor's recommendations brought about by various audits. It will also address the federal auditor's concerns of potential disallowance of costs, assessment of penalties and diminished future grant opportunities due to insufficient data documentation and overall management of federal funds. The request will be cost neutral and there will be no additional funds needed on the transfer.

2. DLNR/ASO also requests general funds needed to cover the full year salary of two Accountant positions. These positions are integral part of the Department's Fiscal Office

and is essential to effectively carry out the increasing quantity and complexity of the Department's fiscal management needs.

3. Changing the Means of Financing of the Aha Moku Executive Director position from Trust Fund to General Fund and the reinstatement of general funds funding for the Aha Moku Advisory Committee (AMAC). This will provide a more secure funding for the program to carry-out its mission. The Aha Moku Executive Director oversees, directs, plans, & coordinates the various activities of the AMAC in identifying indigenous practices for natural resource management; fostering understanding and practical use of native Hawaiian resource knowledge, methodology and expertise; and sustaining the State's marine, land, cultural, agricultural, and natural resources through providing community education and fostering cultural awareness on the benefits of the Aha Moku system.

**Capital Improvement Project (CIP) Budget Request:**

**Environmental Studies for Various Projects, Statewide:** Funds will be used to conduct planning and environmental studies and include environmental assessments and environmental impact statements as may be needed for various Department projects, including but not limited to development of DLNR properties such as the Ala Wai Small Boat Harbor and land adjacent to the UH West O'ahu rail station, as well as demolition and removal of improvements at the Uncle Billy's site located on Banyan Drive in Hilo, Hawaii and identified as TMK (3) 2-1-005:033, 034, 035, 045.

Funding is required to comply with the Department's statutory obligations under the Hawaii Environmental Protection Act, Chapter 343, Hawaii Revised Statutes. Costs for an EA/EIS range from \$500,000.00 to \$1,000,000.00. As the vast majority of the Department's high priority projects involve the use of State lands, HEPA requirements are triggered. The Department requires a source of funding that provides the flexibility to expend funds to conduct EA and EIS studies as needed to successfully move these various projects forward.

**Kaho'olawe Island Reserve Commission (KIRC) -- LNR 906**

Kaho'olawe Island Reserve Commission (KIRC) requests position and funds for the Cultural Resource Project Coordinator (\$53,000) and other operating expenditures (\$100,000) from Act 140, SLH 2018.

Act 140 of 2018 Legislative Session appropriated additional general funds and funded the Cultural Resources Project Coordinator position for the KIRC to effectively manage the Native Hawaiian traditional and cultural use of the Kaho'olawe Island Reserve and to protect the archaeological and cultural significance of the island. Additional general funds are requested for the conversion of the unbudgeted position and other operating expenses established in Act 140, SLH 2018 for Fiscal Years 2020 and 2021.

Department of Land and Natural Resources  
Functions

Table 1

<u>Division</u>	<u>Description of Function</u>	<u>Activities</u>	<u>Prog ID(s)</u>	<u>Statutory Reference</u>
Land	To ensure the effective and efficient use of public lands in ways that will fulfill the public land trust obligations and promote the sustained social, environmental and economical well-being of Hawaii's people, including planning for the use of and developing State lands, leasing lands for agricultural, commercial, industrial renewable energy, and resort purposes; issuing revocable permits and easements, taking inventory of and managing public lands, and ensuring the availability of lands for public purposes.	Land Division is tasked with the disposition of State lands through fee sale, lease, permit, grant-of-easement, license, executive order or other types of dispositions, and acquisition of private lands and lands owned by other government entities that are required by the State agencies through negotiation, condemnation or land exchange. Lease administration, including conducting site inspections, processing lessee requests for consents to mortgages or assignments, and the ongoing enforcement of lease terms and conditions to ensure rent, insurance, performance bond and other lease requirements are met in a full and timely manner. Property management of unencumbered State lands includes responding to complaints by the public, conducting land maintenance activities (e.g. clearing stream mouths, cutting trees, towing abandoned vehicles), and cleaning illegal dumps.	LNR 101	Chapter 171, et seq., HRS
		Proactive planning and development initiatives ensure more effective and efficient use of public lands to fulfill our trust obligations and promotes economic activity in Hawaii. Maintains an inventory of State-owned public lands that are under the management jurisdiction of the BLNR as defined in HRS 171-2, and the Division also serves as a repository of land documents dating back to the "Great Mahele" of 1848. Provides abstracting services and land management advice to other State agencies. Responsible for processing shoreline certifications for properties bordering the ocean.	LNR 101	Chapter 171, et seq., HRS
Land (OCCL)	To conserve, protect, and preserve important natural resources of the state through appropriate management and to promote their long-term sustainability and the public health, safety and welfare through regulation and enforcement of land use laws under Chapter 183C, Hawaii Revised Statutes; and protect and restore sandy beaches around the state through improving planning and early identification of coastal hazards, as well as through beach restoration and avoidance of coastal hazards.	The Office of Conservation & Coastal Lands processes: Conservation District Use Permits (CDUP), prosecution of land use violations, resolution of shoreline encroachments, enactment of beach restoration projects (i.e. Waikiki Beach Improvements/Kaanapali Beach and Dune Enhancement), administration of contested cases involving Conservation District Use Permit's and shoreline certifications. OCCL provides information to landowners, decision makers and the general public regarding Conservation District matters. OCCL provides direction and guidance on a wide variety of coastal issues. This includes response to coastal erosion, coastal development setbacks, and beach nourishment. OCCL is in charge of the Hawaii Climate Adaptation Initiative and is developing the State Sea Level Rise Vulnerability and Adaptation Report.	LNR 101	183C & 190D, HRS

Department of Land and Natural Resources  
Functions

Table 1

<u>Division</u>	<u>Description of Function</u>	<u>Activities</u>	<u>Prog ID(s)</u>	<u>Statutory Reference</u>
Bureau of Conveyances	Recording and indexing documents in Regular Recording System and in Land Court Recording System, and providing public access to documents.	Recordation of all legal documents and maps affecting land title in Hawaii. Issuance of Land Court Certificated of Title.  Certification of copies of matters of record. Allowing subscription and access to bulk records through online services.	LNR 111	Chapters 501 & 502, HRS.
Engineering	1. Engineering services to other divisions and agencies	Administer contracts for planning, design or construct of departmental projects; provide engineering services provided to other agencies or DLNR divisions.	LNR 141	--
	2. Rockfall and/or flood mitigation	Retain consultants or contractors to assess conditions and/or implement projects to address rockfall hazards and/or flood damage located on or due to DLNR lands.	LNR 141	--
	3. Dam safety program	Perform dam inspections; review and/or issue dam permits; develop or implement dam safety projects; prepare dam-related reports or maps; provide dam-related technical assistance; enter dam-related cooperative agreements.	LNR 810	Chap. 179D, HRS
	4. Geothermal and other mineral resources management/regulation	Review and/or issue geothermal permits; monitor geothermal development activities.	LNR 141	Chapters 182, 196D, HRS
	5. Flood control program, including administration of National Flood Insurance Program	Review flood control and prevention plans; implement flood control projects; coordinate flood-related cooperative agreements; provide flood-related technical assistance; perform flood control research, studies or investigations.	LNR 810	Chap. 179, HRS
	6. Develop water and land resources to support State projects	Implement and/or coordinate projects to develop ground or surface water sources in support of State projects.	LNR 141	Chapter 174, HRS
	7. Soil and Water Conservation District (SWCD) Program	Provide administrative support to SWCD program.	LNR 141	Chapter 180, HRS
Forestry & Wildlife	1. Protect and manage forested watersheds, forest reserves, natural area reserves, plant and wildlife sanctuaries.	Forest and watershed protection, including threat mitigation; threatened and endangered species recovery; native ecosystem protection and management; invasive species control; protection and management of public access and trails; management of the public hunting program; development of forestry related economic opportunities.	LNR 172, 402, 407, 804	HRS 183, 183D, 195, 195D, 195F, 198D
		Support landscape management of Hawaii's forest and natural resources through watershed partnerships, forest stewardship program, and natural area partnerships across the state.	LNR 407	HRS 195, 195F
		Prevent and suppress wildland fire on public and private lands with important natural resources and watershed. Maintain staff with training and experience in emergency response.	LNR 402	HRS 185

Department of Land and Natural Resources  
Functions

Table 1

<u>Division</u>	<u>Description of Function</u>	<u>Activities</u>	<u>Prog ID(s)</u>	<u>Statutory Reference</u>
		Control damaging feral animals, predators, invasive species, weeds, and diseases on important lands under Division jurisdiction.	LNR 172, 402, 407, 804	HRS 183, 183D, 194, 195, 195D
		Administer State Land Legacy and federal land acquisition programs.	LNR 172, 402, 407	HRS 173A, 195, 195D
	2. Protect and manage native ecosystems, threatened/endangered species, native plants and animals, and prevent the establishment of invasive species in state.	Support Hawaii Invasive Species Council and county invasive species committees.	LNR 402, 172	HRS 194
		Implement management and recovery projects for Threatened and Endangered (T&E) native species.	LNR 402	HRS 183D, 195, 195D
		Process T&E habitat conservation plans, safe harbor agreements, and research permits.	LNR 402, 407	HRS 183D, 195, 195D
	3. Provide outdoor recreation for hiking, hunting, camping, riding and off-road vehicle use.	Maintain and develop hiking trails, Off Highway Vehicle (OHV) tracks, and camping and recreation sites.	LNR 804, 172	HRS 198D, 183
		Inventory, protect and restore historic trails and old government roads.	LNR 804	HRS 198D
		Maintain public hunting as a source of food, recreation, and to control game animals.	LNR 804	HRS 183D
	4. Manage and develop forest resources to strengthen the state's economy, and promote sustainable production of forest products and services on state and private lands.	Support and develop forestry related economic opportunities. Work with communities, local forestry industry professionals and land manager for production of forest products.	LNR 172	HRS 183, 195F
		Work with biomass companies on Kauai and throughout the state to commercially harvest trees for bio-energy.	LNR 172	HRS 183
		Manage and permit the collection of forest products for personal and cultural gathering purposes.	LNR 172	HRS 183
		Administer private landowner assistance projects for forest protection and management, native species habitat, and forest products development.	LNR 172	HRS 183, 186, 195F
	5. Support YCC and provide environmental education, outreach and volunteer opportunities.	Administer Youth Conservation Corps (YCC) program; develop and coordinate volunteer projects for native species restoration and conservation; develop and disseminate environmental education materials.	LNR 407	HRS 193, 195

Department of Land and Natural Resources  
Functions

Table 1

<u>Division</u>	<u>Description of Function</u>	<u>Activities</u>	<u>Prog ID(s)</u>	<u>Statutory Reference</u>
Commission on Water Resource Management	Protect ground and surface water resources to obtain maximum reasonable beneficial use while ensuring adequate provision for water rights, existing uses, and objectives declared to be in the public interest.	<ol style="list-style-type: none"> <li>1. Collect and analyze hydrologic data and assess water resource availability and use.</li> <li>2. Designate water management areas and regulate water use where water resources may be threatened.</li> <li>3. Establish instream flow standards on a stream-by stream basis whenever necessary to protect the public interest in waters of the State.</li> <li>4. Administer a statewide permitting system for well construction, pump installation, stream channel alteration, and stream diversion works.</li> <li>5. Administer water use permitting system in designated water management areas.</li> <li>6. Develop, implement, and update comprehensive short- and long-range plans to protect, conserve and manage water resources.</li> <li>7. Investigate and arbitrate water-related complaints/disputes.</li> </ol>	LNR 404	Chapter 174C, HRS
DOCARE	<ol style="list-style-type: none"> <li>1. The enforcement of laws and rules relating to state parks, historic sites, forests and forest reserves, aquatic life and its sanctuaries, public fishing areas, boating, ocean recreation and coastal programs, wildlife and its sanctuaries, game management areas, public hunting areas, and natural area reserves, consistent with and in support of the provisions of Title 12, Chapters 6D, 6E, and 6K, Chapter 134, Chapter 200, and provisions of Title 37, Hawaii Penal Code, Hawaii Revised Statutes.</li> <li>2. Engage in educational activities for the dissemination of information relating to sustainability, waterborne activities and safety, and resource conservation laws, rules and practices through the school system, community organizations and the information media.</li> </ol>	Investigate complaints, gather evidence, conduct investigations, conduct field observations and inspections, and provide education to the public for the effective enforcement of state laws and rules protecting natural, cultural and historic resources on public lands, state parks, forest reserves, forests, aquatic life and wildlife areas, Kaho'olawe Island Reserve, and any other lands and waters within the State. Enforce the rules in the areas of boating safety, conservation, and search and rescue relative to the control and management of boating facilities owned or controlled by the State, ocean waters, and navigable streams and any activities thereon or therein, beaches encumbered with easements in favor of the public, and the rules regulating vessels and their use in State waters. Exercise all of the powers and authority of a police officer including the apprehension of violators when violations are detected and when the investigation warrants, effectuate arrests or issue citations for violations of Title 12, Chapter 6D, 6E, or 6K or any rule adopted thereunder.	LNR 405	Title 12, Subtitle 7, Chapter 199, HRS

Department of Land and Natural Resources  
Functions

Table 1

<u>Division</u>	<u>Description of Function</u>	<u>Activities</u>	<u>Prog ID(s)</u>	<u>Statutory Reference</u>
	3. Administer the Hunter Education Program to educate and instruct the public on outdoor safety and resource conservation as mandated by Chapter 183D-28, Hawaii Revised Statutes.	Provide instruction to the public in hunter safety, principles of conservation and sportsmanship. Issue hunter education certificates or letters of exemption. Plan and develop public outdoor and indoor target ranges for the program.	LNR 405	Title 12, Chapter 183D, HRS
	4. Coordinate activities with other State, County and Federal law enforcement agencies to suppress cultivation and minimize the availability of marijuana through crop destruction.	Plan and implement missions to eradicate marijuana on state-owned lands and forest areas.	LNR 405	Title 12, Subtitle 7, Chapter 199, HRS
Division of Boating and Recreation	1. Managing and administrating the ocean-based recreation and coastal areas programs of the state.	Establish, maintain, and revise Hawaii Administrative Rules (HAR). HAR governs the use of state harbors, ramps, and ocean recreation areas. Active oversight and responsibility of managing state small harbors, ramps and ocean recreation areas as well as the ocean waters of the State out to three miles. Maintain, repair, and replace aids to navigation as well as ensure access to small boat harbors and ramps to the boating and non-boating public. Responsible for managing the use of all near shore waters, which includes regulating the use of ocean waters for surfers, stand-up paddleboarders, kayakers, and other users of the nearshore waters. Issue marine activity permits for organized uses of the nearshore waters for regattas, surf contests, etc.	LNR 801	Chapter 200
	2. Planning, developing, operating, administering, and maintaining small boat harbors, launching ramps, and other boating facilities and associated aids to navigation throughout the state.	Operate, maintain, and repair 16 small boat harbors and 52 small boat ramps statewide. Also maintain, repair, and replace navigational aids and aids to navigation statewide. Responsible for dredging harbor and ramp entrance channels.	LNR 801	Chapter 200
	3. Developing and administering an ocean recreation management plan.	Work with community to develop appropriate uses for state ocean waters.	LNR 801	Chapter 200
	4. Administering and operating a vessel registration system for the state.	Registers all new and existing vessels in the state. This includes vessel sales and transfers.	LNR 801	Chapter 200
	5. Regulating the commercial use of state waters and marine resources, including operations originating from private marinas.	The division issues commercial use permits for the use of state small boat harbor facilities and state waters in accordance with the Hawaii Administrative Rules (HAR).	LNR 801	Chapter 200

Department of Land and Natural Resources  
Functions

Table 1

<u>Division</u>	<u>Description of Function</u>	<u>Activities</u>	<u>Prog ID(s)</u>	<u>Statutory Reference</u>
	6. Regulating boat regattas and other ocean water events.	The division issues marine event permits for ocean recreation activities such as regattas, surf contests and other uses of the ocean waters.	LNR 801	Chapter 200
	7. Administering a marine casualty and investigation program.	Tracks marine accidents statewide as well as coordinates investigations of marine accidents. Accident reports are tracked and submitted to the United States Coast Guard (USCG).	LNR 801	Chapter 200
	8. Assisting in abating air, water, and noise pollution.		LNR 801	Chapter 200
	9. Conducting public education in boating safety.	Promotes safe boating activities state wide through educational activities at boat shows, schools and other public, marine gatherings. This includes coordinating activities with USCG Reserve and USCG Auxiliary.	LNR 801	Chapter 200
	10. Administering the boating special fund.	Responsible for processing payments and expenditures for the program in accordance with B&F and DAGS guidelines.	LNR 801	Chapter 200
	11. Assisting in Controlling Shoreline Erosion	Works with DLNR Engineering and the Office of Conservation and Coastal Lands (OCCL).	LNR 801	Chapter 200
	12. Repairing seawalls and other existing coastal protective structures under the jurisdiction of the State.	Works with DLNR Engineering and the Office of Conservation and Coastal Lands (OCCL).	LNR 801	Chapter 200
	13. Removing nonnatural obstructions and public safety hazards from the shoreline, navigable streams, harbors, channels, and coastal areas of the State.	Removes grounded vessels, submerged vehicles, whale carcasses, and other marine debris from beaches and near shore waters.	LNR 801	Chapter 200
	14. Issue long term leases, concession contracts, revocable permits, etc. for the use of fast lands within a state small boat harbor.	The property management section is responsible for developing the fast lands in the state small boat harbor in order to increase revenue that will be used to support the program.	LNR 801	Chapter 200
Historic Preservation	1. Review of State and Federal projects	Review reports, photos, inventories, meet with project proponents, enter into agreements with other agencies regarding the treatment of historic or cultural properties.	LNR802	6E-8, 6E-10, 6E-42 National Historic Preservation Act as amended (NHPA)
	2. Inventory and Survey	Inventory and catalogue significant cultural and historic sites.		6E-3, NHPA, NPS Grant Manual



Department of Land and Natural Resources  
Functions

Table 1

<u>Division</u>	<u>Description of Function</u>	<u>Activities</u>	<u>Prog ID(s)</u>	<u>Statutory Reference</u>
	3. Burial Protection	Staff the island burial councils (5), make determinations on inadvertent finds, review genealogies and make recommendations to the burial councils, review burial treatment plans and make recommendations to the burial councils. Attend meetings with descendants and project proponents.		6E-3, 6E-43, 6E-43.5, 6E-43.6
	4. National Register	Staff the Historic Hawaii Review Board (HHRB), review nominations for completeness, present nominations to the HHRB, forward appropriate nominations to the National Register, maintain files on register sites.		6E-3, 6E5.5, NPS Grant Manual
	5. Certified Local Governments (CLGs)	Work with the counties to ensure historic preservation programs on all islands. Provide grants to Hawaii, Maui and Kauai in alternate years, as they are the 3 counties with CLGs.		6E-3, NHPA, NPS Grant Manual
	6. Planning	Develop the statewide Historic Preservation Plan and update every 5 years.		6E-3, NHPA, NPS Grant Manual
	7. Education and Outreach	Develop programs to educate the public about historic preservation and its importance to the state.		6E-3, NHPA
State Parks	1. Maintain natural and cultural parks, facilities, & resources for current and future generations.	Repair, maintain and improve the quality of park facilities, continue education efforts for the public to enrich experience and reduce impact to sensitive resources and historic sites; carry out capital improvements projects to create and restore park infrastructure.	LNR 806	Section 184
	2. Provide safe public access to state parks contain both sensitive natural resources and historic sites.	Provide lifeguard services at parks on Oahu, Maui, Kauai, and Hawaii; determine and implement park safety improvements and install, as warranted, and maintain increasing number of both warning and interpretive signage for public safety, and education.	LNR 806	Section 184
	3. Increase opportunities for the enjoyment and appreciation of state parks and historic sites.	Evaluate and assess the value of park resources by determining new methods to generate income in order to offset shortages in the operating budget and improve the quality of the park experience statewide. Operate camping, lodging, picnic & day use recreational facilities; issue park use permits; continue interpretive programs; administer Land & Water Conservation Funds, State Comprehensive Outdoor Recreation Plan (every 5 years), manage grants-in-aid, and provide public information. Continue to develop public/private partnerships for management and income generation.		
Division of Aquatic Resources	1. Preserve/enhance marine, estuarine, freshwater native and other resident aquatic species and their habits.	Create and amend administrative rules to protect aquatic species and their habitats, also conduct surveys, monitoring, inventory of important fishery stocks and habitats.	LNR 401	187A-2; 190-1,2,3,4.5

Department of Land and Natural Resources  
Functions

Table 1

<u>Division</u>	<u>Description of Function</u>	<u>Activities</u>	<u>Prog ID(s)</u>	<u>Statutory Reference</u>
	2. Promote sustainable resource use and ensure the viability of Hawaii's commercial and recreational fisheries.	Process and analyze commercial fish catch reports, contact fishermen for late reports, issue delinquency letters, and record number of freshwater fishing licenses purchased.	153/805	187A-2(1)
	3. Detect, map and eradicate invasive alien species and prevent entry into state waters.	Use "supersucker" devices to remove alien algae species, plant sea urchins on reefs choked with alien algae to biologically remove unwanted algae species.	LNR 401	187A-31,32
	4. Formulate in-stream flow standards to preserve Hawaii's stream biota.	Conduct annual stream surveys and analyze survey data to model habitat requirements for native stream biota.	LNR 401	195D-3(a)
	5. Promote public understanding of the importance of Hawaii's aquatic resources.	Encourage conservation and ethical use of the aquatic resources through education and outreach activities.	LNR 401	187A-9
	6. Issue commercial marine (fishing) licenses, freshwater gamefish licenses, duplicate licenses, dealer permits.	Provide for various fishing opportunities in coastal waters and public fishing areas statewide, log permit and license information.	153/805	189-2(6), 189-3
	7. Review applications for permits to take aquatic life for science, education, and propagation purposes.	Process permit applications in a timely manner provide applications are complete with all necessary information and request would assure no adverse impact on aquatic resources and their habitat.	LNR 401	187A-6, 6.5
	8. Manage public fishing areas, fish aggregating devices, marine life conservation districts, shoreline fishery management areas, artificial reefs, and refuges.	Conduct creel surveys at public fishing areas, replace and conduct research on fish aggregating devices, monitor fish populations at marine life conservation districts, fishery management areas, artificial reefs and other refuges.	153/805	187A-2(3), 187A-21, 188-22.6-22.9, 188-53
	9. Provide conservation and safety education.	Coordinate/assist with response to shark attacks and provide hazardous marine warnings.	LNR 401	187A-9

Department of Land and Natural Resources  
Functions

Table 1

<u>Division</u>	<u>Description of Function</u>	<u>Activities</u>	<u>Prog ID(s)</u>	<u>Statutory Reference</u>
Administration	Enhance the effectiveness and efficiency of the Department by formulating policies, directing and coordinating operations, fiscal management, information technology, communications and personnel, and providing other core administrative and support services. Provide direction, oversight and accountability for department and all administrative support services to every division. Provide direction, oversight and accountability for department and all administrative support services to every division.	Plan, direct, & coordinate the various activities of the department within the scope of laws & regulations; direct the preparation of department budgets, submit and justify budgets before review by approving authorities and exercise control of funds made available for the department; maintain a comprehensive accounting and financial information system for the Department's revenues, expenditures and financial transactions; provide and maintain a comprehensive personnel management program for the department providing support services to the Chairperson, staff offices, 11 operating divisions, and one attached agency; plan, coordinate and administer the department's information processing and telecommunications services for program functions.	LNR 906	Chapters 6D, 6E, 6K, 26, 76, 171, 172, 173, 173A, 174, 174C, 179D, 180, 181, 182, 183, 183B, 183C, 183D, 184, 185, 186, 187A, 188, 188F, 189, 190, 190D, 193, 194, 195, 195D, 195F, 196D, 198D, 199, 199D, 200, 501, 502, HRS

Department of Land and Natural Resources  
Department-Wide Totals

Table 2

Fiscal Year 2019				
Act 53/18 Appropriation	Restriction	Emergency Appropriations	Total FY19	MOF
\$ 61,586,441.00	\$ (2,848,520.00)		\$ 58,737,921.00	A
\$ 72,947,197.00			\$ 72,947,197.00	B
\$ 13,814,404.00			\$ 13,814,404.00	N
\$ 7,973,834.00			\$ 7,973,834.00	P
\$ 540,497.00			\$ 540,497.00	T
\$ 1,679,079.00			\$ 1,679,079.00	U
\$ 670,528.00			\$ 670,528.00	W
\$ 159,211,980.00	\$ (2,848,520.00)	\$ -	\$ 156,363,460.00	Total
Fiscal Year 2020				
Act 53/18 Appropriation	Reductions	Additions	Total FY20	MOF
\$ 61,586,441.00	\$ (3,375,858.00)	\$ 7,029,983.00	\$ 65,240,566.00	A
\$ 72,947,197.00	\$ (2,817,458.00)	\$ 5,099,706.00	\$ 75,229,445.00	B
\$ 13,814,404.00	\$ (310,937.00)	\$ 1,474,598.00	\$ 14,978,065.00	N
\$ 7,973,834.00	\$ (1,056,365.00)	\$ 6,210,342.00	\$ 13,127,811.00	P
\$ 540,497.00	\$ (152,871.00)	\$ 4,514.00	\$ 392,140.00	T
\$ 1,679,079.00	\$ -	\$ 6,977.00	\$ 1,686,056.00	U
\$ 670,528.00	\$ -	\$ 6,307.00	\$ 676,835.00	W
\$ 159,211,980.00	\$ (7,713,489.00)	\$ 19,832,427.00	\$ 171,330,918.00	Total
Fiscal Year 2021				
Act 53/18 Appropriation	Reductions	Additions	Total FY21	MOF
\$ 61,586,441.00	\$ (3,375,858.00)	\$ 7,291,559.00	\$ 65,502,142.00	A
\$ 72,947,197.00	\$ (2,817,458.00)	\$ 5,854,658.00	\$ 75,984,397.00	B
\$ 13,814,404.00	\$ (185,937.00)	\$ 1,624,598.00	\$ 15,253,065.00	N
\$ 7,973,834.00	\$ (2,056,365.00)	\$ 3,400,342.00	\$ 9,317,811.00	P
\$ 540,497.00	\$ (152,871.00)	\$ 4,514.00	\$ 392,140.00	T
\$ 1,679,079.00		\$ 6,977.00	\$ 1,686,056.00	U
\$ 670,528.00		\$ 7,633.00	\$ 678,161.00	W
\$ 159,211,980.00	\$ (8,588,489.00)	\$ 18,190,281.00	\$ 168,813,772.00	Total

Department of Land and Natural Resources  
Program ID Totals

Table 3

Prog ID	Program Title	MOF	As budgeted in Act 53/18 (FY19)			Governor's Submittal (FY20)				Governor's Submittal (FY21)			
			Pos (P)	Pos (T)	\$\$\$	Pos (P)	Pos (T)	\$\$\$	Percent Change of \$\$\$\$	Pos (P)	Pos (T)	\$\$\$	Percent Change of \$\$\$\$
LNR 101	Public Lands Management	A	-	-	\$ -	-	1.00	\$ 205,000	0.00%	-	1.00	\$ 205,000	0.00%
		B	56.00	-	\$ 23,219,430	56.00	-	\$ 24,004,666	3.38%	56.00	-	\$ 24,019,971	3.45%
	LNR 101 Totals		56.00	-	\$ 23,219,430	56.00	1.00	\$ 24,209,666	4.26%	56.00	1.00	\$ 24,224,971	4.33%
LNR 111	Conveyances and Recordings	B	58.00	3.00	\$ 6,848,148	58.00	3.00	\$ 7,555,316	10.33%	58.00	3.00	\$ 8,068,196	17.82%
	LNR 111 Totals		58.00	3.00	6,848,148	58.00	3.00	7,555,316	10.33%	58.00	3.00	8,068,196	17.82%
LNR 141	Water and Land Development	A	24.00	-	\$ 2,619,355	24.00	-	\$ 2,281,113	-12.91%	24.00	-	\$ 2,287,154	-12.68%
		B	4.00	-	\$ 772,550	4.00	-	\$ 795,324	2.95%	4.00	-	\$ 796,620	3.12%
		T	-	-	\$ 197,827	-	-	\$ 199,479	0.84%	-	-	\$ 199,479	0.84%
	LNR 141 Totals		28.00	-	\$ 3,589,732	28.00	-	\$ 3,275,916	-8.74%	28.00	-	\$ 3,283,253	-8.54%
LNR 153	Commercial Fisheries and Resource Enhancement	A	9.00	-	\$ 813,472	9.00	-	\$ 845,514	3.94%	9.00	-	\$ 847,246	4.15%
		B	2.00	-	\$ 368,306	2.00	-	\$ 376,154	2.13%	2.00	-	\$ 376,422	2.20%
		N	-	-	\$ 420,000	-	-	\$ 420,000	0.00%	-	-	\$ 420,000	0.00%
		P	2.00	1.00	\$ 261,762	2.00	1.00	\$ 475,000	81.46%	2.00	1.00	\$ 475,000	81.46%
	LNR 153 Totals		13.00	1.00	\$ 1,863,540	13.00	1.00	\$ 2,116,668	13.58%	13.00	1.00	\$ 2,118,668	13.69%

Department of Land and Natural Resources  
Program ID Totals

Table 3

Prog ID	Program Title	MOF	As budgeted in Act 53/18 (FY19)			Governor's Submittal (FY20)				Governor's Submittal (FY21)			
			Pos (P)	Pos (T)	\$\$\$	Pos (P)	Pos (T)	\$\$\$	Percent Change of \$\$\$\$	Pos (P)	Pos (T)	\$\$\$	Percent Change of \$\$\$\$
LNR 172	Forestry Resource Management and Development	A	27.00	8.00	\$ 3,752,201	28.00	9.00	\$ 3,684,368	-1.81%	28.00	9.00	\$ 3,688,506	-1.70%
		B	-	-	\$ 2,725,475	-	-	\$ 2,455,475	-9.91%	-	-	\$ 2,455,475	-9.91%
		P	1.00	1.00	\$ 558,374	-	-	\$ 3,470,918	521.61%	-	-	\$ 770,918	38.06%
	LNR 172 Totals		28.00	9.00	\$ 7,036,050	28.00	9.00	\$ 9,610,761	36.59%	28.00	9.00	\$ 6,914,899	-1.72%
LNR 401	Aquatic Resources	A	26.75	4.00	\$ 2,897,080	26.50	4.00	\$ 2,408,990	-16.85%	26.50	4.00	\$ 2,413,806	-16.68%
		N	0.75	2.00	\$ 2,437,937	-	2.00	\$ 2,266,073	-7.05%	-	2.00	\$ 2,341,073	-3.97%
		P	0.50	4.00	\$ 1,558,822	0.50	4.00	\$ 3,755,000	140.89%	0.50	4.00	\$ 3,615,000	131.91%
	LNR 401 Totals		28.00	10.00	\$ 6,893,839	27.00	10.00	\$ 8,430,063	22.28%	27.00	10.00	\$ 8,369,879	21.41%
LNR 402	Native Resources and Fire Protection	A	51.50	-	\$ 15,223,416	62.50	2.00	\$ 16,673,566	9.53%	62.50	2.00	\$ 16,904,853	11.05%
		N	15.00	3.00	\$ 1,894,520	14.00	3.00	\$ 1,799,403	-5.02%	14.00	3.00	\$ 1,799,403	-5.02%
		P	3.50	3.00	\$ 1,300,000	2.50	1.00	\$ 1,541,893	18.61%	2.50	1.00	\$ 1,541,893	18.61%
		T	-	1.00	\$ 189,799	-	1.00	\$ 191,384	0.84%	-	1.00	\$ 191,384	0.84%
		U	-	7.00	\$ 1,679,079	-	7.00	\$ 1,686,056	0.42%	-	7.00	\$ 1,686,056	0.42%
	LNR 402 Totals		70.00	14.00	\$ 20,286,814	79.00	14.00	\$ 21,892,302	7.91%	79.00	14.00	\$ 22,123,589	9.05%
LNR 404	Water Resources	A	19.00	-	\$ 2,559,371	19.00	-	\$ 2,646,222	3.39%	19.00	-	\$ 2,650,917	3.58%
		B	6.00	-	\$ 1,141,326	6.00	-	\$ 1,184,910	3.82%	6.00	-	\$ 1,186,783	3.98%
		N	-	-	\$ 150,000	-	-	\$ -	0.00%	-	-	\$ -	0.00%
	LNR 404 Totals		25.00	-	\$ 3,850,697	25.00	-	\$ 3,831,132	-0.51%	25.00	-	\$ 3,837,700	-0.34%

Department of Land and Natural Resources  
Program ID Totals

Table 3

Prog ID	Program Title	MOF	As budgeted in Act 53/18 (FY19)			Governor's Submittal (FY20)				Governor's Submittal (FY21)			
			Pos (P)	Pos (T)	\$\$\$	Pos (P)	Pos (T)	\$\$\$	Percent Change of \$\$\$\$	Pos (P)	Pos (T)	\$\$\$	Percent Change of \$\$\$\$
LNR 405	Conservation and Resources Enforcement	A	131.25	12.00	\$ 9,955,151	137.25	-	\$ 10,159,113	2.05%	137.25	-	\$ 10,174,191	2.20%
		B	-	-	\$ 1,344,671	-	-	\$ 1,344,671	0.00%	-	-	\$ 1,344,671	0.00%
		N	3.75	-	\$ 1,319,046	3.75	-	\$ 1,319,046	0.00%	3.75	-	\$ 1,319,046	0.00%
		P	-	-	\$ 900,000	-	-	\$ 900,000	0.00%	-	-	\$ 900,000	0.00%
		W	-	-	\$ 32,671	-	-	\$ 32,671	0.00%	-	-	\$ 32,671	0.00%
	LNR 405 Totals		135.00	12.00	\$ 13,551,539	141.00	-	\$ 13,755,501	1.51%	141.00	-	\$ 13,770,579	1.62%
LNR 407	Natural Area Reserves and Watershed Management	A	48.50	23.00	\$ 8,380,472	47.50	23.00	\$ 8,501,978	1.45%	47.50	23.00	\$ 8,511,432	1.56%
		B	-	-	\$ -	-	-	\$ 180,000	0.00%	-	-	\$ 360,000	0.00%
		N	-	-	\$ -	-	-	\$ 500,000	0.00%	-	-	\$ 500,000	0.00%
		P	0.50	-	\$ 1,865,720	0.50	-	\$ 1,475,000	-20.94%	0.50	-	\$ 1,475,000	-20.94%
	LNR 407 Totals		49.00	23.00	\$ 10,246,192	48.00	23.00	\$ 10,656,978	4.01%	48.00	23.00	\$ 10,846,432	5.86%
LNR 801	Ocean-Based Recreation	A	10.00	-	\$ 621,987	10.00	-	\$ 641,944	3.21%	10.00	-	\$ 643,023	3.38%
		B	117.00	-	\$ 20,189,440	115.00	-	\$ 20,528,379	1.68%	115.00	-	\$ 20,551,330	1.79%
		N	-	-	\$ 1,500,000	-	-	\$ 1,500,000	0.00%	-	-	\$ 1,500,000	0.00%
	LNR 801 Totals		127.00	-	\$ 22,311,427	125.00	-	\$ 22,670,323	1.61%	125.00	-	\$ 22,694,353	1.72%

Department of Land and Natural Resources  
Program ID Totals

Table 3

Prog ID	Program Title	MOF	As budgeted in Act 53/18 (FY19)			Governor's Submittal (FY20)				Governor's Submittal (FY21)			
			Pos (P)	Pos (T)	\$\$\$	Pos (P)	Pos (T)	\$\$\$	Percent Change of \$\$\$\$	Pos (P)	Pos (T)	\$\$\$	Percent Change of \$\$\$\$
LNR 802	Historic Preservation	A	32.00	-	\$ 2,522,279	32.00	-	\$ 2,229,097	-11.62%	32.00	-	\$ 2,184,230	-13.40%
		B	2.00	-	\$ 650,509	2.00	-	\$ 658,459	1.22%	2.00	-	\$ 658,911	1.29%
		N	6.00	-	\$ 534,013	6.00	-	\$ 591,360	10.74%	6.00	-	\$ 591,360	10.74%
	LNR 802 Totals		40.00	-	\$ 3,706,801	40.00	-	\$ 3,478,916	-6.15%	40.00	-	\$ 3,434,501	-7.35%
LNR 804	Forest and Outdoor Recreation	A	29.50	-	\$ 1,570,467	33.00	-	\$ 1,867,235	18.90%	33.00	-	\$ 1,871,488	19.17%
		B	6.50		\$ 1,155,431	3.00	-	\$ 837,466	-27.52%	3.00	-	\$ 839,231	-27.37%
		N	6.00	13.00	\$ 3,503,749	6.00	13.00	\$ 4,400,000	25.58%	6.00	13.00	\$ 4,400,000	25.58%
		W	3.00	-	\$ 637,857	3.00	-	\$ 644,164	0.99%	3.00	-	\$ 645,490	1.20%
	LNR 804 Totals		45.00	13.00	\$ 6,867,504	45.00	13.00	\$ 7,748,865	12.83%	45.00	13.00	\$ 7,756,209	12.94%
LNR 805	Recreational Fisheries	A	19.00	-	\$ 933,696	19.00	-	\$ 1,095,524	17.33%	19.00	-	\$ 1,097,814	17.58%
		B	-	0.25	\$ 101,456	-	0.25	\$ 103,088	1.61%	-	0.25	\$ 103,180	1.70%
		N	-	0.75	\$ 1,920,000	-	0.75	\$ 1,870,000	-2.60%	-	0.75	\$ 2,070,000	7.81%
	LNR 805 Totals		19.00	1.00	\$ 2,955,152	19.00	1.00	\$ 3,068,612	3.84%	19.00	1.00	\$ 3,270,994	10.69%
LNR 806	Parks Administration and Operations	A	87.00	-	\$ 5,917,242	86.00	-	\$ 7,642,550	29.16%	86.00	-	\$ 7,654,190	29.35%
		B	48.00	-	\$ 10,055,537	48.00	-	\$ 10,356,938	3.00%	48.00	-	\$ 10,367,258	3.10%
		P	-	-	\$ 1,218,456	-	-	\$ 1,000,000	-17.93%	-	-	\$ -	-100.00%
	LNR 806 Totals		135.00	-	\$ 17,191,235	134.00	-	\$ 18,999,488	10.52%	134.00	-	\$ 18,021,448	4.83%
LNR 810	Prevention of Natural Disasters	B	8.00	-	\$ 2,325,381	8.00	-	\$ 2,373,653	2.08%	8.00	-	\$ 2,376,401	2.19%
		P	-	-	\$ 310,700	-	-	\$ 510,000	64.15%	-	-	\$ 540,000	73.80%
	LNR 810 Totals		8.00	-	\$ 2,636,081	8.00	-	\$ 2,883,653	9.39%	8.00	-	\$ 2,916,401	10.63%



Department of Land and Natural Resources  
Program ID Totals

Table 3

Prog ID	Program Title	MOF	As budgeted in Act 53/18 (FY19)			Governor's Submittal (FY20)				Governor's Submittal (FY21)			
			Pos (P)	Pos (T)	\$\$\$	Pos (P)	Pos (T)	\$\$\$	Percent Change of \$\$\$\$	Pos (P)	Pos (T)	\$\$\$	Percent Change of \$\$\$\$
LNR 906	LNR - Natural and Physical Environment	A	37.00	15.00	\$ 3,820,252	41.25	16.00	\$ 4,358,352	14.09%	41.25	16.00	\$ 4,368,292	14.35%
		B	17.00	1.00	\$ 2,049,537	19.00	1.00	\$ 2,474,946	20.76%	19.00	1.00	\$ 2,479,948	21.00%
		N	-	-	\$ 135,139	1.75	-	\$ 312,183	131.01%	1.75	-	\$ 312,183	131.01%
		T	1.00	-	\$ 152,871	-	-	\$ 1,277	-99.16%	-	-	\$ 1,277	-99.16%
	LNR 906 Totals		55.00	16.00	\$ 6,157,799	62.00	17.00	\$ 7,146,758	16.06%	62.00	17.00	\$ 7,161,700	16.30%
	Department Totals		919.00	102.00	159,211,980	936.00	92.00	171,330,918	7.61%	936.00	92.00	168,813,772	6.03%
	Totals By MOF												
	General	A	551.50	62.00	\$ 61,586,441	575.00	55.00	\$ 65,240,566	5.93%	575.00	55.00	\$ 65,502,142	6.36%
	Special	B	324.50	4.25	\$ 72,947,197	321.00	4.25	\$ 75,229,445	3.13%	321.00	4.25	\$ 75,984,397	4.16%
	Federal	N	31.50	18.75	\$ 13,814,404	31.50	18.75	\$ 14,978,065	8.42%	31.50	18.75	\$ 15,253,065	10.41%
	Other Federal	P	7.50	9.00	\$ 7,973,834	5.50	6.00	\$ 13,127,811	64.64%	5.50	6.00	\$ 9,317,811	16.85%
	Trust	T	1.00	1.00	\$ 540,497	-	1.00	\$ 392,140	-27.45%	-	1.00	\$ 392,140	-27.45%
	Interdepartmental	U	-	7.00	\$ 1,679,079	-	7.00	\$ 1,686,056	0.42%	-	7.00	\$ 1,686,056	0.42%
	Revolving	W	3.00	-	\$ 670,528	3.00	-	\$ 676,835	0.94%	3.00	-	\$ 678,161	1.14%
			919.00	102.00	\$ 159,211,980	936.00	92.00	\$ 171,330,918	7.61%	936.00	92.00	\$ 168,813,772	6.03%

Department of Land and Natural Resources  
Budget Decisions

Table 4

Prog ID	Sub-Org	Description of Request	MOF	Initial Department Requests						Budget and Finance Recommendations						Governor's Decision					
				FY20			FY21			FY20			FY21			FY20			FY21		
				Pos (P)	Pos (T)	\$\$\$	Pos (P)	Pos (T)	\$\$\$	Pos (P)	Pos (T)	\$\$\$	Pos (P)	Pos (T)	\$\$\$	Pos (P)	Pos (T)	\$\$\$	Pos (P)	Pos (T)	\$\$\$
<b>TRADE-OFF/TRANSFER &amp; CONVERSION OF UNBUDGETED POSITIONS REQUESTS:</b>																					
LNR 401	CA	Transfer-out Accountant IV, Position #120594, from LNR 401 to LNR 906	A	(0.25)		(12,693)	(0.25)		(12,693)	(0.25)		(12,693)	(0.25)		(12,693)	(0.25)		(12,693)	(0.25)		(12,693)
LNR 401	CA	Transfer-out Accountant IV, Position #120594, from LNR 401 to LNR 906 (Salary: \$38,079, Fringe: \$22,848)	N	(0.75)		(60,927)	(0.75)		(60,927)	(0.75)		(60,927)	(0.75)		(60,927)	(0.75)		(60,927)	(0.75)		(60,927)
LNR 402	DA	Transfer-out Accountant IV, Position #110303, from LNR 402 to LNR 906 (Salary: \$59,448, Fringe: \$35,669)	N	(1.00)		(95,117)	(1.00)		(95,117)	(1.00)		(95,117)	(1.00)		(95,117)	(1.00)		(95,117)	(1.00)		(95,117)
LNR 405	HA	Transfer-out Accountant IV, Position #52375, from LNR 405 to LNR 906	A	(1.00)		(46,140)	(1.00)		(46,140)	(1.00)		(46,140)	(1.00)		(46,140)	(1.00)		(46,140)	(1.00)		(46,140)
LNR 407	NA	Transfer-out Accountant IV, Position #118265, from LNR 407 to LNR 906	A	(1.00)		(53,364)	(1.00)		(53,364)	(1.00)		(53,364)	(1.00)		(53,364)	(1.00)		(53,364)	(1.00)		(53,364)
LNR 801	CH	Transfer-out 1 Accountant IV, Position #46758 (Salary: \$57,168, Fringe: \$34,301) and 1 Accountant III, Position #50939 (Salary: \$48,000: Fringe: \$28,800), from LNR 801 to LNR 906	B	(2.00)		(168,269)	(2.00)		(168,269)	(2.00)		(168,269)	(2.00)		(168,269)	(2.00)		(168,269)	(2.00)		(168,269)
LNR 806	FA	Transfer-out Accountant III, Position #12969, from LNR 806 to LNR 906	A	(1.00)		(36,468)	(1.00)		(36,468)	(1.00)		(36,468)	(1.00)		(36,468)	(1.00)		(36,468)	(1.00)		(36,468)
LNR 906	AA	Transfer-in Accountant positions from various programs to LNR 906: #120594 (FTE .25), Accountant IV from LNR 401 (Salary: 12,693); #52375 (FTE 1.00), Accountant IV from LNR 405 (Salary: \$46,140); #118265 (FTE 1.00), Accountant IV from LNR 407 (Salary \$53,364); #12969 (FTE 1.00), Accountant III from LNR 806 (Salary \$36,468)	A	3.25		148,665	3.25		148,665	3.25		148,665	3.25		148,665	3.25		148,665	3.25		148,665
LNR 906	AA	Transfer-in Accountant positions from various programs to LNR 906: #120594 (FTE .75), Accountant IV from LNR 401 (Salary: \$38,079, Fringe: \$22,848); #110303 (FTE1.00), Accountant IV from LNR 402 (Salary: \$59,448, Fringe: \$35,669)	N	1.75		156,044	1.75		156,044	1.75		156,044	1.75		156,044	1.75		156,044	1.75		156,044
LNR 906	AA	Transfer-in two (2) Accountant positions from LNR 801 to LNR 906: #46758, Accountant IV (Salary: \$57,168, Fringe: \$34,301); #50939, Accountant III (Salary: \$48,000: Fringe: \$28,800)	B	2.00		168,269	2.00		168,269	2.00		168,269	2.00		168,269	2.00		168,269	2.00		168,269
LNR 801	CH	Trade-off: Decrease funds in Other Current Expenses to fund Motor Vehicles (\$250,000) and Equipment (\$100,000)	B			(350,000)			(350,000)			(350,000)			(350,000)			(350,000)			(350,000)
LNR 801	CH	Trade-off: Decrease funds in Other Current Expenses to fund Motor Vehicles (\$250,000)	B			250,000			250,000			250,000			250,000			250,000			250,000
LNR 801	CH	Trade-off: Decrease funds in Other Current Expenses to fund Equipment (\$100,000)	B			100,000			100,000			100,000			100,000			100,000			100,000
<b>ALLOWABLE NON-DISCRETIONARY EXPENSE REQUESTS:</b>																					
		NA																			
<b>FEDERAL FUND ADJUSTMENT REQUESTS:</b>																					
LNR 153	CB	Federal Fund Ceiling Adjustment	P			213,238			213,238			213,238			213,238			213,238			213,238

Department of Land and Natural Resources  
Budget Decisions

Table 4

Prog ID	Sub-Org	Description of Request	MOF	Initial Department Requests						Budget and Finance Recommendations						Governor's Decision					
				FY20			FY21			FY20			FY21			FY20		FY21			
LNR 172	DA	Federal Fund Ceiling Adjustment	P			3,101,626			401,626			3,101,626			401,626			3,101,626			401,626
LNR 401	CA	Federal Fund Ceiling Adjustment	N			(110,937)			(35,937)			(110,937)			(35,937)			(110,937)			(35,937)
LNR 401	CA	Federal Fund Ceiling Adjustment	P			2,196,178			2,056,178			2,196,178			2,056,178			2,196,178			2,056,178
LNR 402	DB	Federal Fund Ceiling Adjustment	P			500,000			500,000			500,000			500,000			500,000			500,000
LNR 407	NA	Federal Fund Ceiling Adjustment	N			500,000			500,000			500,000			500,000			500,000			500,000
LNR 407	NA	Federal Fund Ceiling Adjustment	P			(390,720)			(390,720)			(390,720)			(390,720)			(390,720)			(390,720)
LNR 802	DA	Federal Fund Ceiling Adjustment	N			57,347			57,347			57,347			57,347			57,347			57,347
LNR 804	DA	Federal Fund Ceiling Adjustment	N			896,251			896,251			896,251			896,251			896,251			896,251
LNR 805	CB	Federal Fund Ceiling Adjustment	P			(50,000)			150,000			(50,000)			150,000			-			-
LNR 805	CB	Federal Fund Ceiling Adjustment	N															(50,000)			150,000
LNR 806	FI	Federal Fund Ceiling Adjustment	P			(218,456)			(1,218,456)			(218,456)			(1,218,456)			(218,456)			(1,218,456)
LNR 810	GD	Federal Fund Ceiling Adjustment	P			199,300			229,300			199,300			229,300			199,300			229,300
LNR 906	AA	Federal Fund Ceiling Adjustment	N			21,000			21,000			21,000			21,000			21,000			21,000
<b>OTHER REQUESTS:</b>																					
LNR 101	EA	Add position and funds for Climate Change Coordinator (Salary: \$65,000; Others: \$40,000) from Act 32, SLH 2017 and additional funds for other operating expenses (planning: \$100,000)	A	1.00		205,000	1.00		205,000	-	1.00	205,000	-	1.00	205,000	-	1.00	205,000	-	1.00	205,000
LNR 101	EA	Special Fund ceiling increase for the Legacy Land Conservation Program	B			2,364,905			2,364,905			2,364,905			2,364,905			2,364,905			2,364,905
LNR 101	EA	Special Fund ceiling for reimbursement of the state general fund for payment of debt service on reimbursable general obligation bonds related to the acquisition of Turtle Bay conservation easement	B			2,531,169			2,531,519			-			-			-			-
LNR 111	BA	Special Fund ceiling increase to continue the digitization and image enhancement of recorded documents to preserve them and to provide secure accessibility for internal users and the public to those images.	B			750,000			750,000			750,000			750,000			750,000			750,000
LNR 111	BA	Special Fund ceiling increase for partial restoration/preservation of books, management system for map collection and technology improvements to better serve the public in the Public Reference Room	B			-			500,000			-			500,000			-			500,000
LNR 111	BA	Special Fund ceiling increase for fringe benefit adjustment	B			80,939			80,939			80,939			80,939			80,939			80,939
LNR 153	CB	Add position and funds for Aquatic Biologist V to perform work as a fisheries biostatistician	A	1.00		29,808	1.00		59,616	-		-	-		-	-		-	-		-
LNR 153	CB	Add position and funds for Aquatic Biologist III as a marine monitoring coordinator on Oahu	A	1.00		24,474	1.00		48,948	-		-	-		-	-		-	-		-
LNR 153	CB	Add position and funds for Fishery Technician IV to support aquatic biologists on Oahu involved in marine monitoring	A	1.00		17,454	1.00		34,908	-		-	-		-	-		-	-		-

Department of Land and Natural Resources  
Budget Decisions

Table 4

Prog ID	Sub-Org	Description of Request	MOF	Initial Department Requests						Budget and Finance Recommendations						Governor's Decision					
				FY20			FY21			FY20			FY21			FY20			FY21		
LNR 153	CB	Special Fund ceiling increase for fringe benefit adjustment	B			3,132			3,132			3,132			3,132			3,132			3,132
LNR 172	DA	Change MOF from P to A to primarily reflect the duties of the following positions: Forester V #12464(P) (\$66,864) Nursery Worker I #121614(T) (\$51,312) Fringe: \$70,906	P	(1.00)	(1.00)	(189,082)	(1.00)	(1.00)	(189,082)	-	-	-	-	-	-	(1.00)	(1.00)	(189,082)	(1.00)	(1.00)	(189,082)
LNR 172	DA	Change MOF from P to A to primarily reflect the duties of the following positions: Forester V #12464(P) (\$66,864) Nursery Worker I #121614(T) (\$51,312)	A	1.00	1.00	118,176	1.00	1.00	118,176	-	-	-	-	-	-	1.00	1.00	118,176	1.00	1.00	118,176
LNR 172	DA	Add funds for improving recreation opportunities in Hawaii Forest Reserve System	A			925,000			925,000			-			-			-			-
LNR 172	DA	Add funds for tree planting for carbon sequestration in Hawaii's forest to mitigate climate change	A			500,000			500,000			-			-			-			-
LNR 172	DA	Add funds for investing in forest products in Hawaii Forest Reserve System	A			350,000			350,000			-			-			-			-
LNR 172	DA	Add ten (10) temporary positions and funds for LNR 172, statewide: (2) Forester IV, SR22 for Kauai and Hawaii; (1) Forestry and Wildlife Technician IV, SR13 for Oahu; (1) Forestry and Wildlife Worker III, WS05 for Oahu; (4) Forestry and Wildlife Worker II, BC05 for Maui; (1) General Laborer I (Nursery Worker), BC02 for Hawaii & (1) Auto Mechanic I, BC10 for Hawaii	A		10.00	231,756		10.00	463,512			-			-			-			-
LNR 172	DA	Add funds for 8 new motor vehicles Mid-size SUV (Admin), Flatbed F350 or equal (Kauai), (2 ) Polaris with trailer (Kauai), 4WD Crew Cab Pick Up Truck F350 (Molokai, Maui), (2) 4WD 1/2 ton Pick Up Truck (Hawaii), 4WD 1 ton Utility bed (Hawaii) (renewable energy vehicles as available)	A			385,000			-			-			-			-			-
LNR 172	DA	Add funds for new equipment to provide effective response to public safety hazards and civil defense emergencies in forest reserves and state lands - grapppler with fork loading attachment (Kauai)	A			425,000			-			-			-			-			-
LNR 172	DA	Full year funding for Forestry and Wildlife Technician IV, #91901C	A			17,454			17,454			17,454			17,454			17,454			17,454
LNR 401	CA	Full year funding for Aquatic Resources Program Manager (#91902C)	A			46,050			46,050			46,050			46,050			46,050			46,050
LNR 401	CA	Full year funding for Program Specialist III (#91914C)	A			24,474			24,474			24,474			24,474			24,474			24,474
LNR 401	CA	Add position and funds for Planner V for the management of existing and establishment of new marine managed areas	A	1.00		29,808	1.00		59,616	-		-			-			-			-
LNR 401	CA	Add position and funds for Program Specialist IV in support of the Hawaii Inter-Agency Biosecurity Plan	A	1.00		26,478	1.00		52,956	-		-			-			-			-

Department of Land and Natural Resources  
Budget Decisions

Table 4

Prog ID	Sub-Org	Description of Request	MOF	Initial Department Requests						Budget and Finance Recommendations						Governor's Decision					
				FY20			FY21			FY20			FY21			FY20		FY21			
LNR 401	CA	Add position and funds for Account Clerk IV to assist staff with fiscal related transactions	A	1.00		17,454	1.00		34,908	-			-	-			-	-			-
LNR 401	CA	Add funds for Other Current Expenses to provide funds for Aquatic Invasive Species (AIS) work and the Hawaii Cooperative Fishery Research Unit (HCFRU) in Hilo	A			70,000			70,000				-				-				-
LNR 402	DA	Change MOF from N to A to primarily reflect the duties of following positions: Office Assistant, #118219, (\$29,328) Office Assistant, #118263 (\$27,132) Account Clerk, #116396 (\$29,328) Fringe: \$51,473	N	(3.00)		(137,261)	(3.00)		(137,261)												
LNR 402	DA	Change MOF from N to A to primarily reflect the duties of following positions: Office Assistant, #118219, (\$29,328) Office Assistant, #118263 (\$27,132) Account Clerk, #116396 (\$29,328)	A	3.00		85,788	3.00		85,788				-				-				-
LNR 402	DB	Change MOF from P to A to primarily reflect the duties of the following positions: Planner V, #122002(T) (\$53,364) Wildlife Biologist V, #122264(T) (\$51,055) Forestry and Wildlife Technician IV, #46948(P) FTE .50 (\$23,466) Forester V #118212(P) FTE .50 (\$33,432) Fringe: \$96,784	P	(1.00)	(2.00)	(258,107)	(1.00)	(2.00)	(258,107)	-	-		-	-		(1.00)	(2.00)	(258,107)	(1.00)	(2.00)	(258,107)
LNR 402	DA	Reduce Other Operating Expenditures to fund the change MOF from P to A to primarily reflect the duties of the following positions: Planner V, #122002(T) (\$53,364) Wildlife Biologist V, #122264(T) (\$51,055) Forestry and Wildlife Technician IV, #46948 (P) FTE .50 (\$23,466) Forester V #118212(P) FTE .50 (\$33,432)	A			(161,317)			(161,317)				-				(161,317)				(161,317)
LNR 402	DA	Change MOF from P to A to primarily reflect the duties of the following positions: Planner V, #122002(T) (\$53,364) Wildlife Biologist V, #122264(T) (\$51,055) Forestry and Wildlife Technician IV, #46948(P) FTE .50 (\$23,466) Forester V #118212(P) FTE .50 (\$33,432) Funding coming from Other Operating Expenditures Adjustment	A	1.00	2.00	161,317	1.00	2.00	161,317	-	-		-	-		1.00	2.00	161,317	1.00	2.00	161,317
LNR 402	DA	Add ten (10) permanent positions and funds to remove invasive species in the forests, per Hawaii's Interagency Biosecurity Plan: (2) Natural Area Reserves Specialist IV, SR22, Kauai; (4) Forestry and Wildlife Technician IV, SR13, Maui (2) and Hawaii; (2) Forestry and Wildlife Worker II, BC05, for Maui and Oahu, Forester V, SR24 for Admin, Forester III, SR20 for Oahu and \$172,368 for Other Operating Expenses	A	10.00		394,110	10.00		615,852	-			-	-		10.00		394,110	10.00		615,852

Department of Land and Natural Resources  
Budget Decisions

Table 4

Prog ID	Sub-Org	Description of Request	MOF	Initial Department Requests				Budget and Finance Recommendations				Governor's Decision			
				FY20		FY21		FY20		FY21		FY20		FY21	
LNR 402	DA	Add funds for fire and emergency response. Overtime - \$ 300,000; Operating - \$500,000	A		800,000		800,000		300,000		300,000		300,000		300,000
LNR 402	DA	Add funds for Rapid Ohia Death (ROD) response	A		500,000		500,000		500,000		500,000		500,000		500,000
LNR 402	DA	Add funds for Rapid Ohia Death (ROD) research and outreach	A		1,253,000		1,253,000		-		-		-		-
LNR 402	DA	Add operating funds to support endangered, threatened and native Forestbird recovery	A		510,000		510,000		-		-		-		-
LNR 402	DA	Add funds for fire and emergency response equipment Hawaii: 6x6 1000 gal fire tanker (2) Molokai: D6 Dozer (1) Maui Nui: Excavator with buncher feller/masticator (1) Kauai: 4k Gal Water Tender (1) Hawaii: 1k Gal Tender (2) Oahu: Dump Truck (1)	A		1,775,000		350,000		-		-		-		-
LNR 402	DA	Add operating funds to support endangered, threatened and native Seabird recovery	A		580,000		580,000								
LNR 402	DA	Add operating funds to support endangered, threatened and native Waterbird recovery	A		570,000		470,000		-		-		-		-
LNR 402	DA	Add operating funds for landscape-level predator control	A		970,000		850,000		-		-		-		-
LNR 402	DA	Add funds for the Hawaii Invasive Species Council (HISC) per Hawaii's Interagency Biosecurity Plan	A		4,000,000		4,000,000		1,000,000		1,000,000		1,000,000		1,000,000
LNR 402	DA	Add funds for vehicle replacement to support endangered, threatened and native species recovery Hawaii: 4WD 1/2 ton pick-up (2) and 4WD 3/4 ton pick-up (2) Maui: 4WD P/U Truck F250 (1) Kauai: 4WD 10-Passenger Van, (2) and 4WD 3500 (1) (renewable energy vehicles as available)	A		495,000		-		-		-		-		-
LNR 402	DA	Add five (5) positions and funds, statewide: Maui: Mechanical Repair Helper, BC05; Carpenter I, BC09 and Office Assistant III, SR08 Kauai: General Professional IV (Geodatabase), SR22 Admin: Wildlife Biologist IV (HISC), SR 22	A	5.00	116,592	5.00	233,184				-		-		-
LNR 402	DA	Add funds for equipment needed to support endangered, threatened and native species recovery Hawaii: Front end loader/backhoe/mower (1) and Hammer attachment for front end loader (1) Maui: Mini excavator (3) Kauai: Grader (operations) (1) and Skid tractor with attachments (2) Oahu: Tractor with Side Arm Mower (1)	A		750,000		-		-		-		-		-
LNR 402	DA	Full year funding for Forester IV, #91903C	A		26,478		26,478		26,478		26,478		26,478		26,478
LNR 404	GC	Special Fund ceiling increase for fringe benefit adjustment	B		10,673		10,673		10,673		10,673		10,673		10,673

Department of Land and Natural Resources  
Budget Decisions

Table 4

Prog ID	Sub-Org	Description of Request	MOF	Initial Department Requests						Budget and Finance Recommendations						Governor's Decision					
				FY20			FY21			FY20			FY21			FY20			FY21		
LNR 405	HA	Convert Community Fisheries Enforcement Unit's (CFEU) temporary positions to permanent, and provide additional funding to cover full-year salaries (\$268,620) and related operating expenditures (\$90,000)	A	12.00	(12.00)	358,620	12.00	(12.00)	358,620	6.00	(12.00)	-	6.00	(12.00)	-	6.00	(12.00)	-	6.00	(12.00)	-
LNR 405	HA	Add positions and funds for personal services and related operating expenditures for twenty-two (22) CREO III (\$52,092) positions to be assigned to State Parks and harbors: Mauna Kea (4), Ala Wai (3), Keehi (2), Diamond Head (3), Makua (2), Wailoa (3), Kalalau (3), and Makena (2)	A	22.00		738,012	22.00		1,311,024	-		-	-		-		-	-		-	
LNR 405	HA	Add positions and funds for personal services for one (1) Program Specialist V (\$59,616) and one (1) Program Specialist IV (\$52,956) position to support the Division of Conservation and Resources Enforcement's administrative programs, operations and Makai Watch Program and operational cost (\$50,000)	A	2.00		106,286	2.00		145,572	-		-	-		1.00		77,956	1.00		69,456	
LNR 405	HA	Increase personal services and other current expenditures funding to allow for natural disaster response	A			200,000			200,000			-									
LNR 405	HA	Provide funding for ten (10) new DOCARE vehicles to support field efforts (renewable energy vehicles as available)	A			500,000			-			-									
LNR 405	HA	Provide funding for one (1) multi-day patrol vessel	A			2,500,000			-			-									
LNR 407	DA	Add funds for Endangered Plant Recovery for LNR 407 Program, Statewide	A			393,000			443,000			-									
LNR 407	DA	Add nine (9) positions and funds for the following: 5 Natural Area Reserves Specialists II/III/IV (1 Kauai, 2 Oahu, 1 Maui, 1 Hawaii); 1 Horticulturist III (Oahu); 1 Heavy Equipment Operator II (Kauai); 1 Forestry and Wildlife Worker II (Hawaii); 1 Forestry and Wildlife Technician IV (Maui)	A	9.00		224,616	9.00		449,232			-									
LNR 407	DA	Add funds for hooved animal removal in fenced areas for forest health for LNR 407 Program, Statewide	A			463,920			463,920												
LNR 407	DA	Add funds for Motor Vehicles for LNR 407 Program, statewide: Kauai: 4WD Landscaper, Flatbed (1) Oahu: Full Sized Truck (1) Maui: Crew Cab Truck (1) Hawaii: Crew Cab Flatbed Truck (1) (renewable energy vehicles as available)	A			310,000			-												
LNR 407	DA	Special Fund ceiling increase for the Natural Area Reserve (NAR) Funds (S342) to allow expenditure of funds gained by revenue generation for LNR 407 Program, Maui	B			180,000			360,000			180,000			360,000			180,000		360,000	

Department of Land and Natural Resources  
Budget Decisions

Table 4

Prog ID	Sub-Org	Description of Request	MOF	Initial Department Requests				Budget and Finance Recommendations				Governor's Decision					
				FY20		FY21		FY20		FY21		FY20		FY21			
LNR 407	DA	Add funds for Equipment for LNR 407 Program, statewide: Kauai: Dump Truck (1); Maui: Skid Steer (1); Hawaii: Skid Steer (1)	A		515,000		-		-		-		-		-		-
LNR 407	DA	Add funds for Archeological Survey and Protection for LNR 407 Program, Manuka, Kau District, Hawaii	A		900,000		-		-		-		-		-		-
LNR 801	CH	Special Fund ceiling increase for fringe benefit adjustment	B		104,087		104,087		104,087		104,087		104,087		104,087		104,087
LNR 802	HP	Add funds for digitization of record, files, etc.	A		150,000		100,000		150,000		100,000		150,000		100,000		100,000
LNR 802	HP	Change MOF for two (2) positions (#122489 and #122468) from Special to General Funds (Salary: \$85,875; Fringe: \$51,525; Payroll Adjustment: \$25,609 ).	B	(2.00)	(163,009)	(2.00)	(163,009)	-	-	-	-	-	-	-	-	-	-
LNR 802	HP	Change MOF for two (2) positions (#122489 and #122468) from Special to General Funds.	A	2.00	85,875	2.00	85,875	-	-	-	-	-	-	-	-	-	-
LNR 804	DA	Change of MOF from B to A due to lack of funds for the following positions: Forester VI, #47599 FTE .50 (\$30,912) Trails and Access Specialist V, #47596 FTE .50 (\$37,596) Trails and Access Specialist V, #47597 FTE .50 (\$37,596) Trails and Access Specialist V, #52396 (\$69,540) Forestry and Wildlife Worker II, #117719 (\$42,456) Fringe: \$130,860	B	(3.50)	(348,960)	(3.50)	(348,960)	-	-	-	-	(3.50)	(348,960)	(3.50)	(348,960)	(3.50)	(348,960)
LNR 804	DA	Change of MOF from B to A due to lack of funds for the following positions: Forester VI, #47599 FTE .50 (\$30,912) Trails and Access Specialist V, #47596 FTE .50 (\$37,596) Trails and Access Specialist V, #47597 FTE .50 (\$37,596) Trails and Access Specialist V, #52396 (\$69,540) Forestry and Wildlife Worker II, #117719 (\$42,456)	A	3.50	218,100	3.50	218,100	-	-	-	-	3.50	218,100	3.50	218,100	3.50	218,100
LNR 804	DA	Change of MOF from N to A to accurately reflect the duties of the following positions: Forestry and Wildlife Worker III, #122272(T) (\$39,576); Forestry and Wildlife Worker II, #121641(T) (\$43,308); Forestry and Wildlife Worker II, #121642(T) (\$43,308); Forestry and Wildlife Technician V, #122330(T) (\$33,756); Fringe: \$95,969	N	(4.00)	(255,917)	(4.00)	(255,917)	-	-	-	-	-	-	-	-	-	-



Department of Land and Natural Resources  
Budget Decisions

Table 4

Prog ID	Sub-Org	Description of Request	MOF	Initial Department Requests						Budget and Finance Recommendations						Governor's Decision					
				FY20		FY21		FY20		FY21		FY20		FY21							
LNR 804	DA	Change of MOF from N to A to accurately reflect the duties of the following positions: Forestry and Wildlife Worker III, #122272(T) (\$39,576); Forestry and Wildlife Worker II, #121641(T) (\$43,308); Forestry and Wildlife Worker II, #121642(T) (\$43,308); Forestry and Wildlife Technician V, #122330(T) (\$33,756)	A	4.00		159,948	4.00		159,948	-		-	-		-	-		-	-		-
LNR 804	38	Add funds for Statewide Trails Program	A			900,000			900,000			-			-			-			-
LNR 804	DA	Add six (6) positions and funds for Statewide Trails Program: (4) Na Ala Hele Specialist IV, SR 22 for Admin, Kauai, Oahu & Hawaii; (1) Abstractor X, SR 23, BU03 Admin; (1) Forestry and Wildlife Technician IV, SR 13, Maui	A	6.00		149,190	6.00		298,380	-		-	-		-	-		-	-		-
LNR 804	DA	Add funds for Game Related Program Statewide	A			800,000			400,000			-			-			-			-
LNR 804	DA	Add position and funds for Wildlife Biologist IV, SR22 for Hawaii West Hawaii Game/Nongame Program (restore Position #120948 that was abolished by Act 053)	A	1.00		26,478	1.00		52,956												
LNR 804	DA	Add funds for Equipment for Forest and Outdoor for LNR 804 Program, Statewide: (2) Excavator w/tilt bed trailer (Maui) (2) Mini Excavator (Kauai) (3) Utility Trailer Vehicle w/ Trailer (Maui,Hawaii & Kauai)	A			310,000			-			-			-			-			-
LNR 804	DA	Add funds for Motor Vehicle for Forest and Outdoor for LNR 804 Program, Statewide: (3) Ford F150 (Kauai, Maui, Oahu) (1) 4X4 1/2 ton Pick-up (Hawaii) (renewable energy vehicles as available)	A			240,000			-			-			-			-			-
LNR 805	CB	Add position and funds for Aquatic Biologist III as a marine monitoring coordinator in Hilo	A	1.00		24,474	1.00		48,948	-		-	-		-	-		-	-		-
LNR 805	CB	Full year funding for Aquatic Resources Program Manager (#91906C)	A			46,050			46,050			46,050			46,050			46,050			46,050
LNR 805	CB	Full year funding for 3 Aquatic Biologist III positions: #91937, #91938 and #91939 at \$24,474 each	A			73,422			73,422			73,422			73,422			73,422			73,422
LNR 805	CB	Add position and funds for Fishery Technician IV to support aquatic biologists on Kauai, Maui, and in Kona and Hilo on Hawaii island involved in marine monitoring	A	4.00		69,816	4.00		139,632	-		-	-		-	-		-	-		-
LNR 806	FA	Add funds for four (4) current county lifeguard services contract and one (1) new county lifeguard service contract	A			2,165,357			3,801,208			-			-			1,546,456			1,546,456

Department of Land and Natural Resources  
Budget Decisions

Table 4

Prog ID	Sub-Org	Description of Request	MOF	Initial Department Requests						Budget and Finance Recommendations						Governor's Decision						
				FY20			FY21			FY20			FY21			FY20			FY21			
LNR 806	FA	Add five (5) new vehicles and funds to maintain and enhance State parks operations and emergency response (renewable energy vehicles as available)	A			225,000				-												
LNR 806	FA	Add fifteen (15) new positions and funds to maintain and enhance State parks operations and emergency response	A	15.00		322,380	15.00		644,760	-		-	-		-	-		-	-		-	
LNR 806	FA	Add five (5) new equipments and funds to maintain and enhance State parks operations and emergency response	A			300,000			300,000			-			-						-	
LNR 806	FI	Special Fund ceiling increase for fringe benefit adjustment	B			120,160			120,160			120,160			120,160						120,160	
LNR 906	AA	Full year funding for two (2) permanent Accountant IV positions: #91907 and #91942 (\$26,478 per position)	A			52,956			52,956			52,956			52,956						52,956	
LNR 906	AA	Reinstate funding for the Aha Moku Advisory Committee	A			100,000			100,000			22,000			22,000						22,000	
LNR 906	AA	Change MOF from Trust Funds to General Funds for Position #120897, Executive Director Aha Moku (Salary: \$78,000; Fringe: \$74,871)	T	(1.00)		(152,871)	(1.00)		(152,871)	(1.00)		(152,871)	(1.00)		(152,871)	(1.00)				(152,871)	(1.00)	
LNR 906	AA	Change MOF from Trust Funds to General Funds for Position #120897, Executive Director Aha Moku (Salary: \$78,000)	A	1.00		78,000	1.00		78,000	1.00		78,000	1.00		78,000	1.00				78,000	1.00	
LNR 906	AA	Add position and funds for the Cultural Resource Project Coordinator (\$53,000) and other operating expenditures (\$100,000) from Act 140, SLH 2018	A	1.00		153,000	1.00		153,000	-	1.00	153,000	-	1.00	153,000	-	1.00			153,000	-	
LNR 906	AA	Add position and funds for one (1) Kaho'olawe Island Reserve Specialist III to support the Kaho'olawe Island Reserve Commission's (KIRC) boat operations and logisitics program. FY20 Salary: \$17,500, FY21: \$35,00	A		1.00	17,500		1.00	35,000			-			-					-		
LNR 906	AA	Add funds for Motor Vehicles - Kaho'olawe Island Reserve Commission field operations (2) Ford F-150 Biodiesel CrewCab Pickup Truck 3/4 Ton, Two-Wheel Drive or equivalent, FY20 - 1, FY21 - 1 (renewable energy vehicles as available)	A			62,000			29,900			-			-					-		
LNR 906	AA	Additional operating funds for health and safety mangement of Kaho'olawe Base Camp and KIRC Landing Craft	A			500,000			500,000			-			-					-		
LNR 906	AA	Special Fund ceiling increase for fringe benefit adjustment	B			169,320			169,320			169,320			169,320						169,320	
<b>By MOF</b>																						
General				A	105.50	7.00	30,708,354	105.50	7.00	24,874,423	7.00	(10.00)	2,694,884	7.00	(10.00)	2,644,884	23.50	(7.00)	5,049,682	23.50	(7.00)	5,212,924

Department of Land and Natural Resources  
Budget Decisions

Table 4

Prog ID	Sub-Org	Description of Request	MOF	Initial Department Requests						Budget and Finance Recommendations						Governor's Decision					
				FY20			FY21			FY20			FY21			FY20			FY21		
		Special	B	(5.50)	-	5,802,416	(5.50)	-	6,482,766	-	-	3,783,216	-	-	4,463,216	(3.50)	-	3,434,256	(3.50)	-	4,114,256
		Federal Funds	N	(7.00)	-	970,483	(7.00)	-	1,045,483	-	-	1,363,661	-	-	1,438,661	-	-	1,313,661	-	-	1,588,661
		Other Federal Funds	P	(2.00)	(3.00)	5,103,977	(2.00)	(3.00)	1,493,977	-	-	5,551,166	-	-	1,941,166	(2.00)	(3.00)	5,153,977	(2.00)	(3.00)	1,343,977
		Private	R	-	-	-	-	-	-	-	-	-	-	-	-	-	-	-	-	-	-
		County	S	-	-	-	-	-	-	-	-	-	-	-	-	-	-	-	-	-	-
		Trust	T	(1.00)	-	(152,871)	(1.00)	-	(152,871)	(1.00)	-	(152,871)	(1.00)	-	(152,871)	(1.00)	-	(152,871)	(1.00)	-	(152,871)
		Inter-departmental Transfer	U	-	-	-	-	-	-	-	-	-	-	-	-	-	-	-	-	-	-
		Revolving	W	-	-	-	-	-	-	-	-	-	-	-	-	-	-	-	-	-	-
		Other	X	-	-	-	-	-	-	-	-	-	-	-	-	-	-	-	-	-	-
				90.00	4.00	42,432,359	90.00	4.00	33,743,778	6.00	(10.00)	13,240,056	6.00	(10.00)	10,335,056	17.00	(10.00)	14,798,705	17.00	(10.00)	12,106,947

Department of Land and Natural Resources  
Proposed Budget Reductions

Table 5

Prog ID	Sub-Org	Description of Reduction	Impact of Reduction	MOF	Pos (P)	Pos (T)	\$\$\$\$	Pos (P)	Pos (T)	\$\$\$\$
LNR 172	DA	Change MOF from P to A to primarily reflect the duties of the following positions: Forester V #12464(P) (\$66,864); Nursery Worker I #121614(T) (\$51,312); Fringe: \$70,906	Change of MOF's to reflect the primary duties of these positions which are broader than federal grants they are currently funded by. This will free up grant funds for intended purpose of the grant and improve efficiency in grant management and state funding allocations.	P	(1.00)	(1.00)	(189,082)	(1.00)	(1.00)	(189,082)
LNR 402	DA	Reduce Other Operating Expenditures to fund the change MOF from P to A to primarily reflect the duties of the following positions: Planner V, #122002(T) (\$53,364); Wildlife Biologist V, #122264(T) (\$51,055); Forestry and Wildlife Technician IV, #46948 (P) FTE .50 (\$23,466); Forester V #118212(P) FTE .50 (\$33,432)	Change of MOF's to reflect the primary duties of these positions which are broader than federal grants they are currently funded by. This will free up grant funds for intended purpose of the grant and improve efficiency in grant management and state funding allocations.	A			(161,317)			(161,317)
LNR 402	DA	Change MOF from P to A to primarily reflect the duties of the following positions: Planner V, #122002(T) (\$53,364); Wildlife Biologist V, #122264(T) (\$51,055); Forestry and Wildlife Technician IV, #46948(P) FTE .50 (\$23,466); Forester V #118212(P) FTE .50 (\$33,432) Fringe: \$96,784	Change of MOF's to reflect the primary duties of these positions which are broader than federal grants they are currently funded by. This will free up grant funds for intended purpose of the grant and improve efficiency in grant management and state funding allocations.	P	(1.00)	(2.00)	(258,107)	(1.00)	(2.00)	(258,107)
LNR 804	DA	Change of MOF from B to A due to lack of funds for the following positions: Forester VI, #47599 FTE .50 (\$30,912); Trails and Access Specialist V, #47596 FTE .50 (\$37,596); Trails and Access Specialist V, #47597 FTE .50 (\$37,596); Trails and Access Specialist V, #52396 (\$69,540); Forestry and Wildlife Worker II, #117719 (\$42,456); Fringe: \$130,860	Change of MOF's to reflect the primary duties of the positions. Addresses critical funding shortfalls.	B	(3.50)		(348,960)	(3.50)		(348,960)
LNR 405	HA	Convert Community Fisheries Enforcement Unit's (CFEU) temporary positions to permanent, and provide additional funding to cover full-year salaries (\$268,620) and related operating expenditures (\$90,000)	Reducing twelve (12) temporary positions for six (6) permanent positions.	A		(12.00)			(12.00)	
LNR 906	AA	Change MOF from Trust Funds to General Funds for Position #120897, Executive Director Aha Moku (Salary: \$78,000; Fringe: \$74,871)	Address critical funding shortfall.	T	(1.00)		(152,871)	(1.00)		(152,871)
LNR 401	CA	Federal Fund Ceiling Adjustment	To date, no known significant impact.	N			(110,937)			(35,937)
LNR 407	NA	Federal Fund Ceiling Adjustment	To date, no known significant impact.	P			(390,720)			(390,720)
LNR 805	CB	Federal Fund Ceiling Adjustment	To date, no known significant impact.	N			(50,000)			-
LNR 806	FI	Federal Fund Ceiling Adjustment	To date, no known significant impact.	P			(218,456)			(1,218,456)
					(6.50)	(15.00)	(1,880,450)	(6.50)	(15.00)	(2,755,450)
				A	-	(12.00)	(161,317)	-	(12.00)	(161,317)
				B	(3.50)	-	(348,960)	(3.50)	-	(348,960)
				N	-	-	(160,937)	-	-	(35,937)
				P	(2.00)	(3.00)	(1,056,365)	(2.00)	(3.00)	(2,056,365)
				T	(1.00)	-	(152,871)	(1.00)	-	(152,871)
				U	-	-	-	-	-	-
				W	-	-	-	-	-	-
					(6.50)	(15.00)	\$ (1,880,450)	(6.50)	(15.00)	\$ (2,755,450)

Department of Land and Natural Resources  
Proposed Budget Additions

Table 6

Prog ID	Sub-Org	Addition Type	Prog ID Priority	Dept-Wide Priority	Description of Addition	Justification	FY20			FY21			
							MOF	Pos (P)	Pos (T)	\$\$\$	Pos (P)	Pos (T)	\$\$\$
LNR 101	EA	AR	1	1	Add position and funds for Climate Change Coordinator (Salary: \$65,000; Others: \$40,000) from Act 32, SLH 2017 and additional funds for other operating expenses (planning: \$100,000)	In 2017, the Governor signed Act 32 establishing the Hawaii Climate Change Mitigation and Adaptation Commission (Climate Commission). Act 32 also established a Climate Change Mitigation and Adaptation Coordinator (Climate Coordinator) position to support the Commission, which expires at the end of the FY19, although the Commission does not. The Department is endeavoring to establish the Climate Coordinator as a position to assist the Climate Commission. The Department is requesting a total budget of \$205,000 for FY 20-21 (current total budget is \$105,000 of which \$65,000 is the base salary for the Climate Coordinator, and \$40,000 for program implementation). This new biennium budget would provide for a base salary of \$65,000 as well as operating and implementation funds totaling \$205,000 for FY 20-21. See here for the full report on the Commission's activities: <a href="https://dlnr.hawaii.gov/wp-content/uploads/2018/12/OCCL19-Hawaii-Climate-Change-Rpt-FY18.pdf">https://dlnr.hawaii.gov/wp-content/uploads/2018/12/OCCL19-Hawaii-Climate-Change-Rpt-FY18.pdf</a>  Funding Source: The Climate Coordinator position and all support funds have been provided through General Funds. The Department believes that General Fund support is an appropriate source of funds for this initiative since the climate change mitigation and adaptation actions are of statewide significance, urgency and importance, affecting all citizens.	A		1.00	205,000		1.00	205,000
LNR 101	EA	NG	1	9	Special Fund ceiling increase for the Legacy Land Conservation Program	The Legislature established the Land Conservation Fund as a source of permanent, adequate funding for land conservation, based on findings that "an alarmingly small amount of money is invested each year to protect our natural capital base" and As a reference point, applications for grants from the Fund totaled \$8.1 million last year and over \$10.3 million this year, accompanied by advice from the Legacy Land Conservation Commission that all the applications were worthy of funding, with significant match funding, based on the Commission's rigorous, transparent investigation of resource values and applicant qualifications. For the 56 properties approved for acquisition, to date, the Legacy Land Conservation Program completed transactions that successfully conveyed interests in 30 properties, while grants for acquiring 12 properties remain active in meeting due diligence requirements. Grants for acquiring another 14 properties were discontinued for various reasons, including funding secured from other sources (for two State acquisitions); changes in resource values due to lava inundation (for one County acquisition); and seller dissatisfaction with appraised value.	B			2,364,905			2,364,905
LNR 111	BA	NG	1	8	Special Fund ceiling increase to continue the digitization and image enhancement of recorded documents to preserve them and to provide secure accessibility for internal users and the public to those images.	Poor environmental conditions and constant handling of the Bureau records (various media) by the public and staff requires that preservation and enhancement of these records be done before they become unrecoverable. This digitization will achieve that goal while also increasing efficient, secure accessibility to these records by the public. The impact of not getting this ceiling increase to continue the digitization process will be the risk of permanently losing historical land documents and maps that may become unrecoverable due to deterioration.	B			750,000			750,000
LNR 111	BA	NG	2	10	Special Fund ceiling increase for partial restoration/preservation of books, management system for map collection and technology improvements to better serve the public in the Public Reference Room	The daily use over a prolonged period of much of the Public Reference Room book and map collection for research by both the public and government staff, restoration and preservation of these cultural resources becomes more critical each year before various, older sections of the collection becomes unrecoverable due to deterioration. Much like the digitization efforts, the impact of not getting this ceiling increase to incrementally restore and preserve our Public Reference Room assets will be the risk of permanently losing historical land documents and maps that may become unrecoverable due to continued deterioration.	B						500,000
LNR 111	BA	NG	3	77	Special Fund ceiling increase for fringe benefit adjustment	Special Fund ceiling increase is needed to cover the increase in fringe benefit due to budgeted fringe being lower than the 60% of the FY19 budgeted salary .	B			80,939			80,939
LNR 153	CB	NG	1	78	Special Fund ceiling increase for fringe benefit adjustment	Special Fund ceiling increase is needed to cover the increase in fringe benefit due to budgeted fringe being lower than the 60% of the FY19 budgeted salary .	B			3,132			3,132
LNR 401	CA	AR	1	3	Full year funding for Aquatic Resources Program Manager (#91902C)	Full year general funding requested for a Program Manager position (#91902C) and a Program Specialist III position (#91914C) approved last year by the 2018 Legislature. The LNR 401 Ecosystem Protection & Restoration Program Manager is a critical position responsible for the management of DAR's largest program involving numerous environmental projects impacting the protection and restoration of native aquatic species and ecosystems. Also, the Program Specialist III position will fill a vital need as a geographic Information systems specialist to perform computerized mapping and graphs of aquatic resources statewide as the Governor's 30 X 30 initiative to effectively manage 30% of the state's nearshore aquatic resources by the year 2030 requires geospatial modeling and analysis and ultimately development of maps of fisheries management areas statewide.	A			46,050			46,050
LNR 401	CA	AR	2	16	Full year funding for Program Specialist III (#91914C)	Full year general funding requested for a Program Manager position (#91902C) and a Program Specialist III position (#91914C) approved last year by the 2018 Legislature. The LNR 401 Ecosystem Protection & Restoration Program Manager is a critical position responsible for the management of DAR's largest program involving numerous environmental projects impacting the protection and restoration of native aquatic species and ecosystems. Also, the Program Specialist III position will fill a vital need as a geographic Information systems specialist to perform computerized mapping and graphs of aquatic resources statewide as the Governor's 30 X 30 initiative to effectively manage 30% of the state's nearshore aquatic resources by the year 2030 requires geospatial modeling and analysis and ultimately development of maps of fisheries management areas statewide.	A			24,474			24,474
LNR 805	CB	AR	1	11	Full year funding for Aquatic Resources Program Manager (#91906C)	Full year funding requested for a Program Manager position (#91906C) and three Aquatic Biologist III positions (#91937C, #91938C & #91939C) approved last year by the 2018 Legislature. The LNR 805 District Resources Management Program	A			46,050			46,050

Department of Land and Natural Resources  
Proposed Budget Additions

Table 6

Prog ID	Sub-Org	Addition Type	Prog ID Priority	Dept-Wide Priority	Description of Addition	Justification	MOF	Pos (P)	Pos (T)	\$\$\$	Pos (P)	Pos (T)	\$\$\$
LNR 805	CB	AR	2	17	Full year funding for 3 Aquatic Biologist III positions: #91937, #91938 and #91939 at \$24,474 each	Manager is responsible for the effective management of aquatic resources of each county and the administrative services of the Division of Aquatic Resources. Also, three Aquatic Biologist III positions are needed as marine monitoring coordinators for Hawai'i Island (Kona), Maui, & Kauai. The Sustainable Hawai'i Initiative to effectively manage 30% of the state's nearshore	A			73,422			73,422
LNR 172	DA	AR	4	31B	Change MOF from P to A to primarily reflect the duties of the following positions: Forester V #12464(P) (\$66,864); Nursery Worker I #121614(T) (\$51,312)	The U.S. Forest Service has provided funding support for (2) FTE positions within LNR 172 that support the management of the State of Hawaii Forest Stewardship Program and the State Tree Nurseries (both programs support private landowners). Grant funding provided by the U.S. Forest Service is shifting and/or declining across programs, and can no longer support funding for the two positions. Conversion of the positions from federal to general funds is necessary to maintain the state's capacity to assist private forest land owners (66% of Hawaii's forests are managed by private landowners), and the general funds would provide matching funds for federal competitive and acquisition grants (estimated at \$300K to \$5M per year), whereas the current federally funded positions require additional state cash-match. The State Nursery Worker position also supports a program that generates revenue from state tree nurseries. General funds are appropriate for these positions as the positions provide ongoing support and oversight of general funded programs.	A	1.00	1.00	118,176	1.00	1.00	118,176
LNR 172	DA	AR	3	70	Full year funding for Forestry and Wildlife Technician IV, #91901C	Full-year funding is needed for this full-time position. Funding was only allocated for six months in the initial supplemental budget year to account for a six month delay in hiring, but now that the position is being filled, a full year's worth of funding is requested. The position is necessary for on-going protection, management, and maintenance of Hawaii's forests, watersheds, natural resources, and the people that depend on them; the position is located on Oahu. As the position supports implementation of general fund programs (management of the State of Hawaii Forest Reserve System), general funds are appropriate to support the position.	A			17,454			17,454
LNR 402	DA	AR	8	28C	Change MOF from P to A to primarily reflect the duties of the following positions: Planner V, #122002(T) (\$53,364); Wildlife Biologist V, #122264(T) (\$51,055); Forestry and Wildlife Technician IV, #46948(P) FTE .50 (\$23,466); Forester V #118212(P) FTE .50 (\$33,432). Funding coming from Other Operating Expenditures Adjustment	The temporary planner V, #122002 and temporary wildlife biologist V, #122264 positions oversee and assist with developing habitat conservation plans and safe harbor agreements, including managing millions of dollars of mitigation funds for endangered species protection. The positions are responsible for providing critical guidance to private companies working to meet Hawaii's clean energy goals and increasing private and public partnerships. The duties for these positions are substantially broader than the individual federal grants they are supported by; the MOF would allow the reflection of these broader duties without jeopardizing the grant funding support. Further, due to the uncertainty with grant awards from the United States Fish and Wildlife Service, it is difficult to ensure there is sufficient federal grant funding to support the positions.	A	1.00	2.00	161,317	1.00	2.00	161,317
LNR 402	DA	AR	9	33	Add ten (10) permanent positions and funds to remove invasive species in the forests, per Hawaii's Interagency Biosecurity Plan: (2) Natural Area Reserves Specialist IV, SR22, Kauai; (4) Forestry and Wildlife Technician IV, SR13, Maui (2) and Hawaii; (2) Forestry and Wildlife Worker II, BC05, for Maui and Oahu, Forester V, SR24 for Admin, Forester III, SR20 for Oahu and \$172,368 for Other Operating Expenses	The Hawaii Interagency Biosecurity Plan seeks to provide adequate resources for invasive species prevention and control across state agencies in order to prevent future costs from invasive species damages and the loss of threatened and endangered species. As described in the Biosecurity Plan, this request would provide funds for DLNR/DOFAW to fill a critical program gap by hiring (9) new invasive species staff: (2) positions each DOFAW branch with one additional for Maui Branch, based on Molokai. One Forester V position is also added in the DOFAW Administrative Branch, to provide forest pathology expertise for issues like Rapid Ohia Death and coordinate related actions of the invasive species technicians across the state in implementing the Biosecurity Plan. The Governor's Sustainable Hawaii Initiative calls for implementation of the Hawaii Interagency Biosecurity Plan, which seeks to increase resources for invasive species prevention and control across state agencies. This request would provide operating funds for DLNR/DOFAW's new invasive species field technicians for plant, insect, and animal control in protected areas.	A	10.00		394,110	10.00		615,852
LNR 402	DA	AR	6	36	Add funds for fire and emergency response. Overtime - \$ 300,000; Operating - \$500,000	The Division of Forestry and Wildlife is the primary responder for wildfires occurring across one million acres of forested watershed or over 25 per cent of the land area in the State and co-responds with federal and county agencies for an additional 30 per cent. The request for funds is based on analysis of recent costs for controlling wildfires in Hawaii, which are trending upward with climate change and other factors. The requested amount will fund overtime pay for trained staff and contracts for services, such as helicopter operations. Because the division of forestry and wildlife does not employ full-time firefighters, approximately 150 staff from all program areas statewide are trained to respond to wildfires. The Division of Forestry and Wildlife also uses these funds to support statewide emergency responses, such as the recent Kilauea eruption and Kauai floods, by providing staff trained in the incident command system and use of heavy equipment and operators. These funds also leverage federal grants that are used for prevention and firefighting supplies and equipment.	A			300,000			300,000
LNR 402	DA	AR	5	37	Add funds for Rapid Ohia Death (ROD) response	DLNR is the lead agency responding to Rapid Ohia Death statewide, working closely with federal and county-based organizations to support scientific research, early detection surveys, monitoring disease spread, control and containment operations, and public outreach. In addition DOFAW is requesting funds to remove ungulates from fenced areas on Hawaii and Kauai islands to protect them from damage that can increase risk of infection by ROD.	A			500,000			500,000
LNR 402	DA	AR	7	56	Add funds for the Hawaii Invasive Species Council (HISC) per Hawaii's Interagency Biosecurity Plan	The Governor's Sustainable Hawaii Initiative calls for implementation of the Hawaii Interagency Biosecurity Plan, which seeks to increase the scope of invasive species projects that fill gaps between agency mandates, via the Hawaii Invasive Species Council (HISC). HISC funds projects including the Invasive Species Committees, Hawaii Ant Lab, the Weed Risk Assessment, Biofouling Coordinator, biocontrol research, and other gap-filling, interagency partnerships that do not otherwise have programmatic funding in the state budget.	A			1,000,000			1,000,000
LNR 402	DA	AR	2	71	Full year funding for Forester IV, #91903C	Full-year funding is needed for this full-time position. Funding was only allocated for half a year for the year the position was established. Now that it is being filled, a full year's worth of funding is requested. The position is necessary for on-going maintenance, management, and protection of Hawaii's forests, watersheds, and natural resources.	A			26,478			26,478

Department of Land and Natural Resources  
Proposed Budget Additions

Table 6

Prog ID	Sub-Org	Addition Type	Prog ID Priority	Dept-Wide Priority	Description of Addition	Justification	MOF	Pos (P)	Pos (T)	\$\$\$	Pos (P)	Pos (T)	\$\$\$
LNR 407	DA	NG	10	60	Special Fund ceiling increase for the Natural Area Reserve (NAR) Funds (\$342) to allow expenditure of funds gained by revenue generation for LNR 407 Program, Maui	'Āhihi-Kīna'u natural area reserve is the third most popular outdoor area on Maui, with roughly 1,200 people visiting each day. A new fee parking lot is anticipated to ramp up operations soon and eventually generate \$360,000 per year. The spending ceiling increase would allow revenues generated to go back to the improvement of the reserve. Funds will improve management of human activity and waste, remove deer and goats (which are eating endangered plants, causing erosion, and trampling irreplaceable ancient Hawaiian village archeological sites), install marine buoys so fishers and enforcement officers can know the boundaries of "off-limits" fishing areas, and support other conservation projects.	B			180,000			360,000
LNR 804	DA	AR	1	26B	Change of MOF from B to A due to lack of funds for the following positions: Forester VI, #47599 FTE .50 (\$30,912); Trails and Access Specialist V, #47596 FTE .50 (\$37,596); Trails and Access Specialist V, #47597 FTE .50 (\$37,596); Trails and Access Specialist V, #52396 (\$69,540); Forestry and Wildlife Worker II, #117719 (\$42,456)	Funding for the Division of Forestry and Wildlife's trails and access program falls far short of demand. The entire trails and access program B-fund allocation is taken up by salary costs, with a slight deficit, leaving no funds available for operations. LNR 804 A-funded positions are deficit funded, leaving no state operational funds. The balance is covered by the federal recreational trails program grant, which comes with limitations on what projects personnel can work on. The DOFAW trails and access program has a current statewide inventory of 1120 trails and roads over 1050 miles, but the federal funds can only be used for 128 trails and roads (11 percent of the total) spanning 855 miles. This request is to change MOF from B to A, which would provide B-funds for operating. Funding would address deferred trail maintenance, trailhead parking projects within communities, maintenance of signs and other infrastructure, the upgrading of trails to the newest sustainable trail design specifications, and protection and expansion of legal access to trails and public rights-of-way for trail users statewide. MOF changes would allow general funded positions to be leveraged as matching funds for the federal recreational trails program, along with other grant opportunities. A-funds are the most appropriate funding source for these core state civil service positions.	A	3.50		218,100	3.50		218,100
LNR 404	GC	NG	1	79	Special Fund ceiling increase for fringe benefit adjustment	The Commission on Water Resource Management currently has six budgeted special-funded positions: four (4) in its Planning Branch which is responsible for establishing an integrated program for the protection, conservation, and management of the waters of Hawaii; and two (2) in its Stream Protection and Management Branch which manages the statewide instream use protection program, conducts field investigations and surveys; administers existing and proposed water management area designations; analyzes hydrological data of surface water resources; and enforces provisions of the State Water Code. While special funds within the Department are available, the Legislature must however give its prior approval to the expenditure ceiling. As such, a special fund expenditure ceiling increase is needed to cover the new adjustment to the fringe benefit assessment rate as the budgeted fringe benefit assessment rate is lower than the new 60% assessment rate for the Fiscal Year 2019-2020 budgeted salaries.	B			10,673			10,673
LNR 405	HA	AR	1	6	Convert Community Fisheries Enforcement Unit's (CFEU) temporary positions to permanent, and provide additional funding to cover full-year salaries (\$268,620) and related operating expenditures (\$90,000)	The Department finds that the current temporary status of some of its conservation and resources enforcement officer III positions hinders the recruitment of the best and most qualified applicants. Many prospective candidates for these positions may not apply. These candidates may not be attracted to applying for these positions due to the temporary status where funding is uncertain. Conversion will allow the department to attract more candidates and increase the applicant pool. The Department's Division of Conservation and Resources Enforcement's (DOCARE) academy attendance will rely on these positions.	A	6.00		-	6.00		-
LNR 405	HA	AR	2	29	Add positions and funds for personal services for one (1) Program Specialist V (\$59,616) and one (1) Program Specialist IV (\$52,956) position to support the Division of Conservation and Resources Enforcement's administrative programs, operations and Makai Watch Program and operational cost (\$50,000)	DOCARE does not have an established civil service position for the scope of work that the current makai watch coordinator performs. The current position is non-civil service and is solely reliant upon grant funding and as such, there is a high degree of uncertainty for this position and the program. Funding to establish the program specialist IV position and operational costs related to the position will allow DOCARE to maintain coordination of its makai watch program. This position will also serve as a crucial community liaison dealing with enforcement issues and education of the public relating to the enforcement of department rules and laws. It will also assist with current DOCARE program administration and initiatives.	A	1.00		77,956	1.00		69,456
LNR 801	CH	NG	1	80	Special Fund ceiling increase for fringe benefit adjustment	Special Fund ceiling increase is needed to cover the increase in fringe benefit due to budgeted fringe being lower than the 60% of the FY19 budgeted salary .	B			104,087			104,087
LNR 802	HP	AR	1	4	Add funds for digitization of record, files, etc.	This on-going initiative is set to compile legacy data comprised of reports, correspondence, files, etc. into the proper electronic format and store it in an existing centralized database. To date, the State Historic Preservation Division (SHPD) has digitized and	A			150,000			100,000

Department of Land and Natural Resources  
Proposed Budget Additions

Table 6

Prog ID	Sub- Org	Addition Type	Prog ID Priority	Dept- Wide Priority	Description of Addition	Justification	MOF	Pos (P)	Pos (T)	\$\$\$	Pos (P)	Pos (T)	\$\$\$
LNR 806	FA	AR	1	2	Add funds for four (4) current county lifeguard services contract and one (1) new county lifeguard service contract	The request is for additional general funds to continue contracting with the four respective counties for Water Safety Officers to provide staff trained in lifesaving techniques at State Park beaches identified as high-risk due to ocean shoreline conditions and patronage. This additional funding will offset the increasing Water Safety Officer cost and subsequent fiscal impact to the State Park's operating budget. There has been gradually increasing cost since the inception of the contracts and original fund allocation due to collective bargaining and increasing fringe benefit costs. This essential cost element for public safety reduces State Park's spending flexibility on other fixed operating costs such as fuel, utilities, repair and maintenance. The additional \$1.5 million allocated to State Parks in the last legislative session was an essential fiscal cushion to maintain current operating standards. The current Water Safety Officer contract - which may be increasing in FY20 due to additional collective bargaining, is currently 22% of the entire State Park operating budget. This request supports the Governor's initiative on emphasizing public access to State Parks and in doing so, protecting the safety of residents and the increasing amounts of out of state visitors and associated commercial entities. The MOF for this request is currently General Funds, but due to the high percentage of out of state visitors with insufficient ocean skills and increasing patronage at State Park beaches, the Transient Accommodations Tax provides an equal nexus as the MOF for this cost element.	A			1,546,456			1,546,456
LNR 806	FI	NG	2	81	Special Fund ceiling increase for fringe benefit adjustment	Special Fund ceiling increase is needed to cover the increase in fringe benefit due to budgeted fringe being lower than the 60% of the FY19 budgeted salary .	B			120,160			120,160
LNR 906	AA	AR	1	7	Full year funding for two (2) permanent Accountant IV positions: #91907 and #91942 (\$26,478 per position)	Funds are needed to cover the full year salary of the two (2) Accountant positions. Funding was only allocated for six months in the initial supplemental budget year to account for a six-month delay in hiring. These positions are essential to keep up with the increased workload brought about by the significant increase in new program deliverables and additional compliance requirements in accounting for federal funds. The positions are currently in the process of recruitment - one position is in the interview process and the other one is waiting for a DHRD list of applicants.	A			52,956			52,956
LNR 906	AA	AR	2	12	Reinstate funding for the Aha Moku Advisory Committee	The Aha Moku Advisory Committee (AMAC) was established in Act 288, 2012 Legislature to integrate indigenous resource management practices with western management practices in each of the 43 moku districts in the State of Hawaii. The Executive Director oversees, directs, plans, & coordinates the various activities of the AMAC in identifying indigenous practices for natural resource management; fostering understanding and practical use of native Hawaiian resource knowledge, methodology and expertise; and sustaining the State's marine, land, cultural, agricultural, and natural resources through providing community education and fostering cultural awareness on the benefits of the Aha Moku system. This request will provide a more secure funding for the program to carry-out its mission.	A			22,000			22,000
LNR 906	AA	AR	3	13B	Change MOF from Trust Funds to General Funds for Position #120897, Executive Director Aha Moku (Salary: \$78,000)	The Aha Moku Advisory Committee (AMAC) was established in Act 288, 2012 Legislature to integrate indigenous resource management practices with western management practices in each of the 43 moku districts in the State of Hawaii. The Executive Director oversees, directs, plans, & coordinates the various activities of the AMAC in identifying indigenous practices for natural resource management; fostering understanding and practical use of native Hawaiian resource knowledge, methodology and expertise; and sustaining the State's marine, land, cultural, agricultural, and natural resources through providing community education and fostering cultural awareness on the benefits of the Aha Moku system. This request will provide a more secure funding for the program to carry-out its mission.	A	1.00		78,000	1.00		78,000
LNR 906	AA	NG	4	82	Special Fund ceiling increase for fringe benefit adjustment	Special Fund ceiling increase is needed to cover the increase in fringe benefit due to budgeted fringe being lower than the 60% of the FY19 budgeted salary.	B			169,320			169,320
LNR 906	AA	AR	5	72	Add position and funds for the Cultural Resource Project Coordinator (\$53,000) and other operating expenditures (\$100,000) from Act 140, SLH 2018	The cultural project coordinator assists the Kaho'olawe Island Reserve Commission in its management of the historic and cultural resources in the reserve by instilling traditional native Hawaiian practices and knowledge in its day-to-day program management activities and tasks; oversees multiple preservation projects of cultural sites in the Reserve and coordinates the various requests for cultural use of the Reserve. The additional funding is necessary to support volunteers, contractors and the Kaho'olawe island reserve commission staff while on Kaho'olawe. This includes providing housing, meals, on-island transportation, repair and maintenance of buildings and infrastructure as well as safety equipment and supplies while on Kaho'olawe.	A		1.00	153,000		1.00	153,000
LNR 153	CB	FF		1	Federal Fund Ceiling Adjustment	Increase in the federal "P" fund ceiling is needed to support competitive grant awards for Interjurisdictional Fisheries and the online fish report access/outreach projects.	P			213,238			213,238
LNR 172	DA	FF		2	Federal Fund Ceiling Adjustment	Federal Fund ceiling increase is needed to cover the anticipated grant award in FY 20 and FY 21.	P			3,101,626			401,626
LNR 401	CA	FF		4	Federal Fund Ceiling Adjustment	Although a decrease in federal "N" funds is due to less sport fish restoration grant funding available for LNR 401, an increase in the federal fund ceiling is needed for "P" funds to support various competitive grant awards especially for Section 6 projects involving Hawaiian monk seals recoveries and false killer whale studies.	P			2,196,178			2,056,178
LNR 402	DB	FF		5	Federal Fund Ceiling Adjustment	In anticipation of qualifying for federal grants that support the pailla release and translocation project and the akekee recovery project, an increase in the federal fund expenditure ceiling is needed.	P			500,000			500,000
LNR 407	NA	FF		6	Federal Fund Ceiling Adjustment	In anticipation of incoming and expiring federal grants, changes in the federal fund expenditure ceilings are needed.	N			500,000			500,000



Department of Land and Natural Resources  
Proposed Budget Additions

Table 6

Prog ID	Sub- Org	Addition Type	Prog ID Priority	Dept- Wide Priority	Description of Addition	Justification	MOF	Pos (P)	Pos (T)	\$\$\$	Pos (P)	Pos (T)	\$\$\$
LNR 802	NA	FF		8	Federal Fund Ceiling Adjustment	SHPD was awarded the FY Historic Preservation Fund grant award in the amount of \$591,360 as the State Historic Preservation Office by the National Park Service under the National Historic Preservation Act of 1966, as amended. This is a \$57,347 increase over the prior year grant award.	N			57,347			57,347
LNR 804	NA	FF		9	Federal Fund Ceiling Adjustment	Federal fund ceiling adjustment for anticipated federal grants. Since our federal grants (game program grant, Napuu grant and recreational trails grant) add up to \$4,400,000, and our current ceiling is \$3,503,749, we need to increase the ceiling for FY20 and FY21 by \$896,251 to allow the department to utilize allocated federal funds.	N			896,251			896,251
LNR 805	CB	FF		10	Federal Fund Ceiling Adjustment	Projected is a moderate decrease or adjustment in "N" funds from sport fish restoration grants for FY 20; however, this ceiling will need to be increased in FY 21 due to additional funding to support the Surveys of Fish Habitat and Hawaii Marine Recreational Fishing Survey projects.	N			-			150,000
LNR 810	GD	FF		12	Federal Fund Ceiling Adjustment	Federal fund ceiling increase is requested to account for anticipated higher grant amounts awarded by the Department of Homeland Security's Federal Emergency Management Agency to support proactive projects and activities to protect public health and safety by promoting dam safety and mitigation against flood losses. The federal grants involved and their respective goals are: (1) Community Assistance Program-State Support Services Element awarded under the National Flood Insurance Program (\$139,300/\$139,300) to ensure that flood loss reduction goals are met, build state and community floodplain management expertise and capability, and leverage state knowledge and expertise in working with the counties; (2) National Dam Safety Program (\$0/\$10,000) to reduce risks to life, property and the environment from dam related hazards; and (3) Cooperating Technical Partners Program (\$60,000/\$80,000) to collaborate and maintain up-to-date flood hazard maps and other flood hazard information.	P			199,300			229,300
LNR 906	AA	FF		13	Federal Fund Ceiling Adjustment	Federal fund ceiling adjustment for anticipated federal grants.	N			21,000			21,000
								23.50	5.00	16,679,155	23.50	5.00	14,862,397
							A	23.50	5.00	5,210,999	23.50	5.00	5,374,241
							B	-	-	3,783,216	-	-	4,463,216
							N	-	-	1,474,598	-	-	1,624,598
							P	-	-	6,210,342	-	-	3,400,342
							T	-	-	-	-	-	-
							U	-	-	-	-	-	-
							W	-	-	-	-	-	-
								23.50	5.00	\$ 16,679,155	23.50	5.00	\$ 14,862,397

Department of Land and Natural Resources  
 FB 2017 - 2019 Restrictions

Table 7

<u>Fiscal Year</u>	<u>Prog ID</u>	<u>Sub-Org</u>	<u>MOF</u>	<u>Budgeted by Dept</u>	<u>Restriction</u>	<u>Difference Between Budgeted &amp; Restricted</u>	<u>Percent Difference</u>	<u>Impact</u>
<b>FY 18</b>								
FY18	LNR 101	EA	A	97,250	2,262	94,988	97.67%	No significant impact.
FY18	LNR 141	GA	A	2,169,355	50,454	2,118,901	97.67%	Cost cutting on supplies and other office expenses implemented to meet restriction. If possible and when necessary, funds from other division programs tapped to cover expenses.
FY18	LNR 153	CB	A	813,472	18,919	794,553	97.67%	No significant impact.
FY18	LNR 172	DA	A	3,682,786	80,403	3,602,383	97.82%	Reduction in ability to provide matching funds for federal grants/reduction of operational funds, reduces capacity to keep long-term projects going (fencing, tree planting, road maintenance), and reduces ability to maintain emergency response capacity to wild fires, post-hurricane and tsunami response.
FY18	LNR 401	CA	A	2,236,556	50,893	2,185,663	97.72%	No significant impact.
FY18	LNR 402	DA	A	14,368,812	318,714	14,050,098	97.78%	Primary operating expenditures reduction includes management of state wildlife sanctuaries at Kawainui Marsh in Oahu, Puu Waawaa on Hawaii, Mana Plains on Kauai and Kanaha ponds on Maui; the Nene recovery and management plan and base operations for district wildlife biologists across the state, which all impacts the required state match on Federal Grants. Invasive Species projects are also reduced.
FY18	LNR 404	GC	A	2,559,371	59,525	2,499,846	97.67%	No significant impact.
FY18	LNR 405	HA	A	8,422,817	195,895	8,226,922	97.67%	No significant impact.
FY18	LNR 407	NA	A	8,458,700	196,729	8,261,971	97.67%	The restriction will reduce maintenance of capital improvement project investments and long-term projects focusing on fresh water, reduce greenhouse gas emissions, flood mitigation, erosion, wildfires and threatened and endangered species.
FY18	LNR 801	CH	A	621,987	14,466	607,521	97.67%	No significant impact.
FY18	LNR 802	HP	A	2,084,310	48,476	2,035,834	97.67%	Cost-cutting on operating expenses.
FY18	LNR 804	DA	A	1,570,467	36,525	1,533,942	97.67%	The restriction would mean cuts to the already critically underfunded outdoor recreation program. Operating cuts would reduce funds available for state match on federally funded projects such as the Recreational Trails Program and the Game Management Grant, and limit the department's ability to implement much needed trail improvement projects, maintain public safety, and expand recreational opportunities. The existing payroll short-fall in LNR 804 also requires reclass of operating funds, limiting the LNR's ability to cover the 4th quarter of the Fiscal Year.
FY18	LNR 805	CB	A	814,224	18,937	795,287	97.67%	No significant impact.

Department of Land and Natural Resources  
 FB 2017 - 2019 Restrictions

Table 7

<u>Fiscal Year</u>	<u>Prog ID</u>	<u>Sub-Org</u>	<u>MOF</u>	<u>Budgeted by Dept</u>	<u>Restriction</u>	<u>Difference Between Budgeted &amp; Restricted</u>	<u>Percent Difference</u>	<u>Impact</u>
FY18	LNR 806	FA	A	5,858,422	133,003	5,725,419	97.73%	The April 2018 floods that caused the closure of both Ha'ena and Napali Coast State Wilderness Park has resulted in an approximately \$450,000 loss of special fund income used for park operations. This fiscal impact, in addition to the proposed restrictions and augmented by the rising cost of lifeguard contracts and other operational costs, further reduces the capacity of DSP in providing quality maintenance of Statewide park units for both residents and visitors.
FY18	LNR 906	AA	A	3,635,396	84,551	3,550,845	97.67%	Cost cutting on other operating expenses was implemented to meet restriction.
<b>FY 19</b>								
FY19	LNR 141	GA	A	2,619,355	122,461	2,496,894	95.32%	Cost cutting on supplies and other office expenses implemented to meet restriction. If possible and when necessary, funds from other division programs tapped to cover expenses. Prorated restriction was also imposed on the Soil and Water Conservation District program, which reduced funding to carry out their mandated activities.
FY19	LNR 153	CB	A	813,472	38,032	775,440	95.32%	No significant impact known at this time.
FY19	LNR 172	DA	A	3,752,201	161,425	3,590,776	95.70%	Reduction in already limited operational funds reduces ability to provide matching funds for federal grants, reduces capacity for forest reserve management, and reduces ability to maintain emergency response capacity to wild fires, hurricanes and tsunamis.
FY19	LNR 401	CA	A	2,897,080	128,696	2,768,384	95.56%	No significant impact known at this time.
FY19	LNR 402	DA	A	15,223,416	704,383	14,519,033	95.37%	Operating expenditures reduction includes management of Kawainui Marsh on Oahu, Puu Waawaa management on Hawaii, Mana Plains on Kauai, and Kanaha ponds on Maui, Nene recovery statewide, and base operations for district wildlife biologists across the state, and limits the required state match on Federal Grants. Invasive species projects are also reduced.
FY19	LNR 404	GC	A	2,559,371	119,657	2,439,714	95.32%	While the Commission on Water Resource Management has actively pursued filling vacancies, inability to find qualified and suitable candidates has hampered this effort and resulted in payroll savings which are being applied to meet the Administration's imposed 5% general fund contingency restriction. The effect of not filling positions has resulted in: (1) Delays in implementing interim instream flow standards in multiple Maui streams; (2) Delays in analysis and processing existing and new surface water use permit applications; (3) Delays in analysis and processing of applications and reports for water use permits in designated water management areas, statewide surface water use reporting, stream channel alterations, stream diversion works; (4) Cutting back or deferring complex hydrologic studies and investigations; (5) Diminished response and resolution of citizen complaints/disputes.
FY19	LNR 405	HA	A	9,955,151	465,429	9,489,722	95.32%	May affect Division's ability to conduct needed repairs & maintenance, operational functions, and may cause delays in filling vacant positions that are necessary for enforcement efforts.
FY19	LNR 407	NA	A	8,380,472	391,808	7,988,664	95.32%	The restriction will reduce maintenance of capital improvement project investments and long-term projects focusing on fresh water, reduction of greenhouse gas emissions, flood mitigation, erosion, wildfires and threatened and endangered species.

Department of Land and Natural Resources  
 FB 2017 - 2019 Restrictions

Table 7

<u>Fiscal Year</u>	<u>Prog ID</u>	<u>Sub-Org</u>	<u>MOF</u>	<u>Budgeted by Dept</u>	<u>Restriction</u>	<u>Difference Between Budgeted &amp; Restricted</u>	<u>Percent Difference</u>	<u>Impact</u>
FY19	LNR 801	CH	A	621,987	29,079	592,908	95.32%	No significant impact.
FY19	LNR 802	HP	A	2,522,279	115,223	2,407,056	95.43%	Personel costs are 91% of SHPD's budget. The restriction will limit SHPD's ability to fund non-personnel operating expenses and may adversely affect staff recruitment and retention. The restrictions may also have a notable impact on how the Division is going to meet its operating expenses. The result of the restrictions will lead to further delays in meeting on-going expenditures for utilities, supplies and materials, required site inspections to neighbor islands that do not have SHPD offices.
FY19	LNR 804	DA	A	1,570,467	73,423	1,497,044	95.32%	The restriction would mean cuts to the already critically underfunded outdoor recreation program. Operating cuts would reduce funds available for state match on federally funded projects such as the Recreational Trails Program and the Game Management Grant, and limit the department's ability to implement much needed trail improvement projects, maintain public safety, and expand recreational opportunities. The existing payroll short-fall in LNR 804 also requires reclass of operating funds, limiting the LNR's ability to cover the 4th quarter of the Fiscal Year.
FY19	LNR 805	CB	A	933,696	43,653	890,043	95.32%	No significant impact known at this time.
FY19	LNR 806	FA	A	5,917,242	276,645	5,640,597	95.32%	The April 2018 floods that caused the closure of both Ha'ena and Napali Coast State Wilderness Park has resulted in an approximately \$450,000 loss of special fund income used for park operations. This fiscal impact, in addition to the proposed restrictions and augmented by the rising cost of lifeguard contracts and other operational costs, further reduces the capacity of DSP in providing quality maintenance of Statewide park units for both residents and visitors.
FY19	LNR 906	AA	A	3,820,252	178,606	3,641,646	95.32%	Cost cutting on other operating expenses is implemented to meet restriction. If possible and when necessary, funds from other division programs tapped to cover expenses.

Emergency Appropriation Requests						
<u>Prog ID</u>	<u>Description of Request</u>	<u>Explanation of Request</u>	<u>MOF</u>	<u>Pos (P)</u>	<u>Pos (T)</u>	<u>\$\$\$</u>
	None					

Department of Land and Natural Resources  
Expenditures Exceeding Appropriation Ceilings in FY18 and FY19

Table 9

<u>Prog ID</u>	<u>MOF</u>	<u>Date</u>	<u>Appropriation</u>	<u>Amount Exceeding Appropriation</u>	<u>Percent Exceeded</u>	<u>Reason for Exceeding Ceiling</u>	<u>Legal Authority</u>	<u>Recurring (Y/N)</u>	<u>GF Impact (Y/N)</u>
LNR 810	P	10/1/2018	S-18-545-C	\$ 49,732	41.4%	E-1 approved to increase federal fund expenditure ceiling to account for amount reduced by 2018 legislative session for conversion of 0.5 FTE and related funding from MOF P to MOF B. Grant funding previously used for payroll is now used for program activities, including public outreach and education.	Federal Award ID EMF-2018-CA-00017-S01	Y	N

Department of Land and Natural Resources  
Intradepartmental Transfers in FY18 and FY19

Table 10

<u>Actual or Anticipated Date of Transfer</u>	<u>MOF</u>	<u>Pos (P)</u>	<u>Pos (T)</u>	<u>\$\$\$</u>	<u>From Prog ID</u>	<u>Percent of Program ID Appropriation Transferred From</u>	<u>To Prog ID</u>	<u>Percent of Receiving Program ID Appropriation</u>	<u>Reason for Transfer</u>	<u>Recurring (Y/N)</u>
<b>FY18</b>										
6/20/2018	A			\$ 95,213	LNR 404	2.46%	LNR 141	3.03%	The funding transfer was necessary to fund the claims against the Department (Act 24, SLH 2018).	N
6/20/2018	A			\$ 74,492	LNR 401	0.91%	LNR 141	2.37%	The funding transfer was necessary to fund the claims against the Department (Act 24, SLH 2018).	N
6/20/2018	A			\$ 194,787	LNR 404	5.04%	LNR 806	1.14%	The funding transfer was needed to provide emergency assistance in the disaster-stricken areas of the State.	N
6/20/2018	A			\$ 70,000	LNR 153	3.46%	LNR 806	0.41%	The funding transfer was needed to provide emergency assistance in the disaster-stricken areas of the State.	N
6/20/2018	A			\$ 50,000	LNR 401	0.61%	LNR 806	0.29%	The funding transfer was needed to provide emergency assistance in the disaster-stricken areas of the State.	N
6/20/2018	A			\$ 30,000	LNR 401	0.36%	LNR 906	0.51%	The funding was needed to cover the expenses for the purchase of data storage array which is a necessary component to be used as part of the redesign of the Department's outdated server infrastructure.	N
<b>FY19</b>										
7/1/2018	B	120503		\$ 57,204	LNR101	0.25%	LNR906	0.93%	The function of the position is aligned with the receiving Program ID's function.	N
10/23/2018	A			\$ 100,000	LNR 402	0.49%	LNR 401	1.45%	DOFAW and DAR have agreed that DAR is more appropriate to manage the grant-in-aid for Big Island Resource Conservation and Development Council as fiscal sponsor for the marine and mammal center.	N

Department of Land and Natural Resources  
Vacancy Report as of November 30, 2018

Table 11

Prog ID	Sub-Org	Date of Vacancy	Expected Fill Date	Position Number	Position Title	Exempt (Y/N)	SR Level	BU Code	Perm Temp (P/T)	FTE	MOF	Budgeted Amount	Actual Salary Last Paid	Authority to Hire (Y/N)	Occupied by 89 Day Hire (Y/N)	# of 89 Hire Appts	Describe if Filled by other Means	Priority # to Retain
LNR101	EA	12/30/2017	1/1/2019	27731	Office Assistant III	N	SR08	BU03	P	1.00	B	\$ 31,740		Y				1
LNR101	EA	11/15/2017	1/1/2019	52362	General Laborer II	N	BC03	BU01	P	1.00	B	\$ 40,020		Y				2
LNR101	EA	7/5/2018		9632	Appraisal & Real Estate Specialist	Y	SRNA	BU13	P	1.00	B	\$ 82,488		Y				38
LNR101	EA	9/6/2018		34333	Planner V	N	SR24	BU13	P	1.00	B	\$ 51,312		Y				50
LNR101	EA	10/18/2018		48238	Land Agent IV	N	SR22	BU13	P	1.00	B	\$ 50,772		Y				62
LNR101	EA	3/1/2016		41672	Land Agent IV	N	SR22	BU13	P	1.00	B	\$ 50,772		Y				74
LNR101	EA	9/29/2017		122500	Land Agent IV	N	SR22	BU13	P	1.00	B	\$ 59,448		Y				84
LNR101	EA	10/1/2018		41674	Project Development Specialist	Y	SRNA	BU13	P	1.00	B	\$ 61,812		Y				93
LNR101	EA	11/14/2015		110286	Abstractor VII	N	SR17	BU03	P	1.00	B	\$ 33,720		Y				102
LNR111	BA	9/24/2018	1/1/2019	157	Abstracting Assistant IV	N	SR11	BU03	P	1.00	B	\$ 32,976		Y				3
LNR111	BA	8/25/2017	1/1/2019	159	Office Assistant III	N	SR08	BU03	P	1.00	B	\$ 26,700		Y				4
LNR111	BA	4/16/2018	12/18/2018	118407	Cashier II	N	SR12	BU03	P	1.00	B	\$ 34,260		Y				5
LNR111	BA	12/1/2016		137	Deputy Registrar of Conveyances	N	EM03	BU35	P	1.00	B	\$ 75,612		Y				39
LNR111	BA	4/16/2012		146	Clerical Services Supervisor III	N	SR14	BU04	P	1.00	B	\$ 29,406		Y				51
LNR111	BA	10/14/2017		46747	Abstractor VI	N	SR15	BU03	P	1.00	B	\$ 35,676		Y				63
LNR111	BA	11/16/2018		110300	Land Document Receiving Clerk I	N	SR17	BU03	P	1.00	B	\$ 52,752		Y				75
LNR111	BA	10/15/2018		120981	Abstracting Assistant III	N	SR09	BU03	T	1.00	B	\$ 28,212		Y				85
LNR111	BA	8/16/2016		118972	Office Assistant III	N	SR08	BU03	T	1.00	B	\$ 26,700		Y				94
LNR111	BA	2/16/2017		118994	Office Assistant III	N	SR08	BU03	T	1.00	B	\$ 26,700		Y				103
LNR141	GA	7/5/2017	1/16/2019	9716	Engineer V	N	SR26	BU13	P	1.00	A	\$ 76,848		Y				6
LNR141	GA	7/20/2017		119308	Geologist II	N	SR28	BU13	P	1.00	B	\$ 101,196		Y				40
LNR141	GA	6/18/2018		10519	Engineer VI	N	SR28	BU13	P	1.00	A	\$ 102,936		Y				52
LNR141	GA	Pending establishment		91801C	Engineer V	N	SR26	BU13	P	1.00	A	\$ 76,848	Not established	Y				76
LNR141	GA	6/1/2018		12771	Engineer V	N	SR26	BU13	P	1.00	A	\$ 78,252		Y				86
LNR141	GA	7/1/2016		9715	Engineer V	N	SR26	BU13	P	1.00	A	\$ 76,848		Y				95
LNR141	GA	3/1/2017		10119	Engineer V	N	SR26	BU13	P	1.00	A	\$ 72,408		Y				104
LNR153	CB	12/31/2017		8739	Aquatic Biologist IV	N	SR22	BU13	P	1.00	A	\$ 75,192		Y				96
LNR153	CB	12/30/2017		24645	Aquatic Biologist IV	N	SR22	BU13	P	1.00	A	\$ 75,192		Y				105
LNR153	CB	Pending establishment		91202C	Office Assistant III	N	SR08	BU03	P	1.00	B	\$ 26,700	Not established	Y				165
LNR172	DA	4/26/2018	12/3/2018	27059	Forestry & Wildlife Worker II	N	BC05	BU01	P	1.00	A	\$ 43,308		Y				9
LNR172	DA	9/4/2018		122708	General Professional V	N	SR24	BU13	T	1.00	A	\$ 53,364		Y				42
LNR172	DA	Pending establishment		91913C	Foerster III	N	SR20	BU13	T	1.00	A	\$ 48,948		Y				112
LNR172	DA	Pending establishment		91912C	Foerster III	N	SR20	BU13	T	1.00	A	\$ 48,948		Y				124
LNR172	DA	7/18/2018		2949	Forestry & Wildlife Worker II	N	BC05	BU01	P	1.00	A	\$ 43,308		Y				175
LNR172	DA	7/25/2018		21434	Forestry & Wildlife Worker II	N	BC05	BU01	P	1.00	A	\$ 43,308		Y				182
LNR172	DA	8/1/2017		112451	Forestry & Wildlife Technician IV	N	SR13	BU03	P	1.00	A	\$ 33,720		Y				184
LNR172	DA	8/1/2017		112452	Forestry & Wildlife Technician IV	N	SR13	BU03	P	1.00	A	\$ 33,720		Y				186
LNR172	DA	11/15/2018		122858	Forestry & Wildlife Technician IV	N	SR13	BU03	T	1.00	A	\$ 34,908		Y				188
LNR172	DA	11/15/2018		122859	Forestry & Wildlife Technician IV	N	SR13	BU03	T	1.00	A	\$ 34,908		Y				190
LNR172	DA	11/15/2018		122860	Forestry & Wildlife Technician IV	N	SR13	BU03	T	1.00	A	\$ 34,908		Y				192
LNR172	DA	11/15/2018		122561	Forestry & Wildlife Technician IV	N	SR13	BU03	T	1.00	A	\$ 34,908		Y				194
LNR172	DA	10/25/2018		122834	Forestry & Wildlife Technician IV	N	SR13	BU03	P	1.00	A	\$ 17,454		Y				196
LNR172	DA	6/8/2018		121614	Nursery Worker I	N	BC05	BU01	T	1.00	P	\$ 51,312		Y				218
LNR401	CA	1/14/2011	1/1/2019	116575	Education Specialist (Aquatic Rescs) IV	N	SR22	BU13	T	1.00	P	\$ 53,352		Y				7
LNR401	CA	7/19/2018	1/1/2019	122714	Program Specialist IV	N	SR22	BU13	T	1.00	A	\$ 47,400		Y				8



Department of Land and Natural Resources  
Vacancy Report as of November 30, 2018

Table 11

Prog ID	Sub-Org	Date of Vacancy	Expected Fill Date	Position Number	Position Title	Exempt (Y/N)	SR Level	BU Code	Perm Temp (P/T)	FTE	MOF	Budgeted Amount	Actual Salary Last Paid	Authority to Hire (Y/N)	Occupied by 89 Day Hire (Y/N)	# of 89 Hire Appts	Describe if Filled by other Means	Priority # to Retain
LNR401	CA	Pending establishment		91902C	Aquatic Resources Program Manager	N	EM05	BU35	P	1.00	A	\$ 46,050	Not established	Y				41
LNR401	CA	3/5/2018		122616	Aquatic Resources Program Manager	N	EM05	BU35	P	1.00	A	\$ 47,400		Y				53
LNR401	CA	10/1/2014		113267	Aquatic Biologist IV	N	SR22	BU13	T	1.00	P	\$ 51,312		Y				77
LNR401	CA	7/18/2018		122712	Planner IV	N	SR22	BU13	T	1.00	A	\$ 57,720		Y				87
LNR401	CA	10/29/2018		118216	Aquatic Biologist III	N	SR20	BU13	P	1.00	A	\$ 48,828		Y				129
LNR401	CA	6/27/2018		120823	Aquatic Biologist III	N	SR20	BU13	P	1.00	A	\$ 46,932		Y				135
LNR401	CA	9/8/2018		120817	Fishery Technician IV	N	SR13	BU03	P	1.00	A	\$ 32,976		Y				141
LNR401	CA	Pending establishment		91914C	Program Specialist III (GIS)	N	SR20	BU13	P	1.00	A	\$ 24,474	Not established	Y				147
LNR401	CA	10/1/2015		118785	Education Specialist (Aquatic Rescs) III	N	SR20	BU13	T	0.50	A	\$ 24,666		Y				153
LNR401	CA	10/1/2015		118785	Education Specialist (Aquatic Rescs) III	N	SR20	BU13	T	0.50	P	\$ 24,666		Y				154
LNR401	CA	10/17/2017		109101	Program Specialist V	N	SR24	BU13	T	1.00	P	\$ 62,400		Y				170
LNR401	CA	Pending establishment		91601C	Japan Tsunami Marine Debris Coordinator	Y	N/A	N/A	P	1.00	A	\$ 50,000	Not established	Y			No funding	174
LNR402	DA	12/31/2016	1/1/2019	46947	Forestry & Wildlife Technician IV	N	SR13	BU03	P	0.50	A	\$ 21,342		Y				10
LNR402	DA	12/31/2016	1/1/2019	46947	Forestry & Wildlife Technician IV	N	SR13	BU03	P	0.50	P	\$ 21,341		Y				11
LNR402	DA	12/17/2016		52380	Administrative Services Assistant	N	SR22	BU13	P	1.00	A	\$ 56,202		Y				54
LNR402	DA	10/24/2018		122833	Forester IV	N	SR22	BU13	P	1.00	A	\$ 26,478		Y				66
LNR402	DA	9/1/2018		52393	Account Clerk III	N	SR11	BU03	P	1.00	A	\$ 15,870		Y				136
LNR402	DA	3/17/2018		118857	Forestry & Wildlife Worker III	N	WS05	BU01	T	1.00	A	\$ 46,368		Y				148
LNR402	DA	5/12/2016		122002	Planner V	N	SR24	BU13	T	1.00	T	\$ 48,746		Y				208
LNR402	DA	12/9/2016		122264	Wildlife Biologist V	N	SR24	BU13	T	1.00	T			Y				210
LNR402	DA	1/31/2017		122306	Wildlife Biologist IV	N	SR22	BU13	T	1.00	P	\$ 45,576		Y				212
LNR402	DA	8/16/2017		122042	Wildlife Biologist III	N	SR20	BU13	P	1.00	N	\$ 46,140		Y				214
LNR402	DA	8/15/2017		122047	Forestry & Wildlife Technician IV	N	SR13	BU03	P	1.00	N	\$ 32,460		Y				217
LNR404	GC	8/1/2016	1/1/2019	118214	Hydrologist IV	Y	SRNA	BU13	P	1.00	A	\$ 51,300		Y				15
LNR404	GC	7/23/2018		122716	Planner IV	N	SR22	BU13	P	1.00	B	\$ 52,956		Y				43
LNR404	GC	Pending establishment		91704C	Hydrologist IV	Y	SRNA	BU13	P	1.00	A	\$ 90,000		Y				55
LNR404	GC	10/13/2017		121596	Engineering Technician VI	N	SR17	BU03	P	1.00	B	\$ 38,592		Y				67
LNR404	GC	8/15/2019		122127	Planner IV	N	SR22	BU13	P	1.00	B	\$ 48,000		Y				79
LNR405	HA	12/30/2018	1/1/2019	30041	Conservation & Resources Enforcement Administrator	N	EM07	BU37	P	1.00	A	\$ 97,332		Y				16
LNR405	HA	12/31/2017	1/1/2019	42111	Conservation & Resources Enforcement Officer III	N	SR20	BU14	P	1.00	A	\$ 76,920		Y				17
LNR405	HA	9/1/2017		2958	Conservation & Resources Enforcement District Manager	N	EM03	BU37	P	1.00	A	\$ 91,953		Y				44
LNR405	HA	9/4/2018		33270	Secretary I	N	SR12	BU03	P	1.00	A	\$ 35,676		Y				56
LNR405	HA	9/1/2018		25893	Conservation & Resources Enforcement Officer IV	N	SR22	BU14	P	1.00	A	\$ 83,220		Y				68
LNR405	HA	7/16/2018		33300	Conservation & Resources Enforcement Officer IV	N	SR22	BU14	P	1.00	A	\$ 58,416		Y				80
LNR405	HA	5/1/2017		39175	Conservation & Resources Enforcement Officer IV	N	SR22	BU14	P	1.00	A	\$ 51,924		Y				89
LNR405	HA	11/16/2018		34579	Conservation & Resources Enforcement Officer IV	N	SR22	BU14	P	1.00	A	\$ 68,364		Y				98
LNR405	HA	2/13/2016		118797	Conservation & Resources Enforcement Officer IV	N	SR22	BU14	P	1.00	A	\$ 58,416		Y				107
LNR405	HA	Pending establishment		99045C	Conservation & Resources Enforcement Officer IV	N	SR22	BU14	P	1.00	A	\$ 39,672		Y				113
LNR405	HA	Pending establishment		91918C	Clerk Dispatcher II	N	SR12	BU03	P	1.00	A	\$ 17,670	Not established	Y				119

Department of Land and Natural Resources  
Vacancy Report as of November 30, 2018

Table 11

Prog ID	Sub-Org	Date of Vacancy	Expected Fill Date	Position Number	Position Title	Exempt (Y/N)	SR Level	BU Code	Perm Temp (P/T)	FTE	MOF	Budgeted Amount	Actual Salary Last Paid	Authority to Hire (Y/N)	Occupied by 89 Day Hire (Y/N)	# of 89 Hire Appts	Describe if Filled by other Means	Priority # to Retain
LNR405	HA	Pending establishment		91919C	Clerk Dispatcher II	N	SR12	BU03	P	1.00	A	\$ 17,670	Not established	Y				125
LNR405	HA	Pending establishment		91920C	Clerk Dispatcher II	N	SR12	BU03	P	1.00	A	\$ 17,670	Not established	Y				131
LNR405	HA	7/1/2018		2960	Conservation & Resources Enforcement Officer III	N	SR20	BU14	P	1.00	A	\$ 60,756		Y				137
LNR405	HA	12/31/2017		4685	Conservation & Resources Enforcement Officer III	N	SR20	BU14	P	1.00	A	\$ 76,920		Y				143
LNR405	HA	7/1/2017		14009	Conservation & Resources Enforcement Officer III	N	SR20	BU14	P	1.00	A	\$ 51,924		Y				149
LNR405	HA	9/1/2018		25167	Conservation & Resources Enforcement Officer III	N	SR20	BU14	P	1.00	A	\$ 76,920		Y				156
LNR405	HA	5/1/2018		29605	Conservation & Resources Enforcement Officer III	N	SR20	BU14	P	1.00	A	\$ 65,700		Y				161
LNR405	HA	3/1/2018		33292	Conservation & Resources Enforcement Officer III	N	SR20	BU14	P	1.00	A	\$ 46,164		Y				167
LNR405	HA	11/1/2017		33299	Conservation & Resources Enforcement Officer III	N	SR20	BU14	P	1.00	A	\$ 65,700		Y				172
LNR405	HA	4/1/2013		34479	Conservation & Resources Enforcement Officer III	N	SR20	BU14	P	1.00	A	\$ 42,684		Y				176
LNR405	HA	11/1/2017		50971	Conservation & Resources Enforcement Officer III	N	SR20	BU14	P	1.00	A	\$ 58,416		Y				179
LNR405	HA	11/4/2016		52350	Conservation & Resources Enforcement Officer III	N	SR20	BU14	P	1.00	A	\$ 58,416		Y				181
LNR405	HA	10/17/2018		117734	Conservation & Resources Enforcement Officer III	N	SR20	BU14	P	1.00	A	\$ 60,756		Y				183
LNR405	HA	8/16/2017		118081	Conservation & Resources Enforcement Officer III	N	SR20	BU14	P	1.00	A	\$ 65,700		Y				185
LNR405	HA	7/1/2018		118083	Conservation & Resources Enforcement Officer III	N	SR20	BU14	P	1.00	A	\$ 46,188		Y				187
LNR405	HA	12/1/2016		122242	Conservation & Resources Enforcement Officer III	N	SR20	BU14	T	1.00	A	\$ 22,385		Y				189
LNR405	HA	12/1/2016		122244	Conservation & Resources Enforcement Officer III	N	SR20	BU14	T	1.00	A	\$ 22,385		Y				191
LNR405	HA	12/1/2016		122245	Conservation & Resources Enforcement Officer III	N	SR20	BU14	T	1.00	A	\$ 22,385		Y				193
LNR405	HA	12/1/2016		122246	Conservation & Resources Enforcement Officer III	N	SR20	BU14	T	1.00	A	\$ 22,385		Y				195
LNR405	HA	12/1/2016		122247	Conservation & Resources Enforcement Officer III	N	SR20	BU14	T	1.00	A	\$ 22,385		Y				197
LNR405	HA	12/1/2016		122248	Conservation & Resources Enforcement Officer III	N	SR20	BU14	T	1.00	A	\$ 22,385		Y				199
LNR405	HA	12/1/2016		122249	Conservation & Resources Enforcement Officer III	N	SR20	BU14	T	1.00	A	\$ 22,385		Y				202
LNR405	HA	12/1/2016		122250	Conservation & Resources Enforcement Officer III	N	SR20	BU14	T	1.00	A	\$ 22,385		Y				204
LNR405	HA	12/1/2016		122251	Conservation & Resources Enforcement Officer III	N	SR20	BU14	T	1.00	A	\$ 22,385		Y				206
LNR405	HA	12/1/2016		122253	Conservation & Resources Enforcement Officer III	N	SR20	BU14	T	1.00	A	\$ 22,385		Y				207
LNR405	HA	12/1/2016		122254	Conservation & Resources Enforcement Officer III	N	SR20	BU14	T	1.00	A	\$ 22,385		Y				209
LNR405	HA	12/1/2016		122255	Conservation & Resources Enforcement Officer III	N	SR20	BU14	T	1.00	A	\$ 22,385		Y				211
LNR405	HA	Pending establishment		91916C	Education Specialist V	N	SR24	BU13	P	1.00	A	\$ 29,808	Not established	Y				213
LNR405	HA	Pending establishment		91917C	Office Assistant III	N	SR08	BU03	P	1.00	A	\$ 15,120	Not established	Y				215
LNR407	NA	10/18/2016	1/1/2019	13332	Forestry & Wildlife Worker II	N	BC05	BU01	P	1.00	A	\$ 38,166		Y				12
LNR407	NA	5/17/2016	1/1/2019	122005	Wildlife Biologist IV	N	SR22	BU13	T	1.00	A	\$ 45,576		Y				13
LNR407	NA	Pending establishment		91921C	Natural Area Reserves Specialist IV	N	SR22	BU13	T	1.00	A	\$ 52,956		Y				78
LNR407	NA	11/9/2018		122856	Natural Area Reserves Specialist IV	N	SR22	BU13	P	1.00	A	\$ 52,956		Y				88
LNR407	NA	10/11/2018		122821	Natural Area Reserves Specialist IV	N	SR22	BU13	T	1.00	A	\$ 52,956		Y				97
LNR407	NA	10/27/2018		122501	Office Assistant III	N	SR08	BU03	T	1.00	A	\$ 29,988		Y				106
LNR407	NA	9/14/2017		122487	Natural Area Reserves Specialist IV	N	SR22	BU13	T	1.00	A	\$ 22,788		Y				118
LNR407	NA	7/31/2018		122328	Natural Area Reserves Specialist IV	N	SR22	BU13	T	1.00	A	\$ 22,788		Y				130
LNR407	NA	5/18/2016		122006	Planner IV	N	SR22	BU13	T	1.00	A	\$ 25,656		Y				142
LNR407	NA	10/29/2018		122836	Forestry & Wildlife Technician IV	N	SR13	BU03	T	1.00	A	\$ 34,908		Y				155
LNR407	NA	6/12/2018		45490	Forestry & Wildlife Worker II	N	BC05	BU01	P	1.00	A	\$ 43,308		Y				178
LNR407	NA	6/12/2018		118275	Forestry & Wildlife Technician IV	N	SR13	BU03	P	1.00	A	\$ 35,112		Y				180
LNR407	NA	10/11/2017		118276	Forestry & Wildlife Technician IV	N	SR13	BU03	P	1.00	A	\$ 33,720		Y				198
LNR407	NA	8/14/2018		118277	Forestry & Wildlife Technician IV	N	SR13	BU03	P	1.00	A	\$ 33,756		Y				200

Department of Land and Natural Resources  
Vacancy Report as of November 30, 2018

Table 11

Prog ID	Sub-Org	Date of Vacancy	Expected Fill Date	Position Number	Position Title	Exempt (Y/N)	SR Level	BU Code	Perm Temp (P/T)	FTE	MOF	Budgeted Amount	Actual Salary Last Paid	Authority to Hire (Y/N)	Occupied by 89 Day Hire (Y/N)	# of 89 Hire Appts	Describe if Filled by other Means	Priority # to Retain
LNR407	NA	10/9/2018		122817	Forestry & Wildlife Worker II	N	BC05	BU01	T	1.00	A	\$ 43,308		Y				201
LNR407	NA	11/14/2018		122857	Forestry & Wildlife Technician IV	N	SR13	BU03	T	1.00	A	\$ 34,908		Y				203
LNR407	NA	Pending establishment		91926C	Staff Services Supervisor III	N	SR18	BU03	P	1.00	A	\$ 42,480		Y				205
LNR801	CH	12/31/2015	1/1/2019	8667	Boating & Ocean Recreation Harbor Agent II	N	SR14	BU03	P	1.00	B	\$ 39,492		Y				18
LNR801	CH	1/19/2018	1/1/2019	32852	Boating & Ocean Recreation Harbor Agent III	N	SR16	BU03	P	1.00	B	\$ 35,112		Y				19
LNR801	CH	6/1/2018	1/1/2019	45368	Property Manager IV	N	SR22	BU13	P	1.00	B							20
LNR801	CH	6/1/2018	1/1/2019	46140	Office Assistant III	N	SR08	BU03	P	1.00	B	\$ 27,132		Y				21
LNR801	CH	3/19/2018	1/1/2019	46609	Office Assistant III	N	SR08	BU03	P	1.00	B	\$ 27,132		Y				22
LNR801	CH	5/18/2018	1/1/2019	50958	Boating & Ocean Recreation Harbor Agent II	N	SR14	BU03	P	1.00	B	\$ 41,724		Y				23
LNR801	CH	9/7/2016	12/3/2018	117769	General Laborer II	N	BC03	BU01	P	1.00	B	\$ 39,243		Y				24
LNR801	CH	2/1/2018	1/1/2019	121563	General Laborer II	N	BC03	BU01	P	1.00	B	\$ 38,928		Y				25
LNR801	CH	9/15/2018	1/1/2019	121927	Property Manager VI	N	SR26	BU13	P	1.00	B	\$ 55,500		Y				26
LNR801	CH	9/21/2018	1/16/2019	122224	Boating & Ocean Recreation Harbor Agent II	N	SR14	BU03	P	1.00	A	\$ 33,720		Y				27
LNR801	CH	11/17/2016	12/14/2018	122231	General Laborer II	N	BC03	BU01	P	1.00	A	\$ 35,484		Y				28
LNR801	CH	11/18/2016	1/1/2019	122235	General Laborer II	N	BC03	BU01	P	1.00	A	\$ 35,484		Y				29
LNR801	CH	9/21/2018	1/1/2019	122778	Planner IV	N	SR22	BU13	P	1.00		\$ 47,400		Y				30
LNR801	CH	8/14/2018		120683	Engineer V	N	SR26	BU13	P	1.00	B	\$ 64,284		Y				45
LNR801	CH	5/16/2013		118867	Program Specialist V	N	SR24	BU13	P	1.00	B	\$ 45,576		Y				57
LNR801	CH	Pending establishment		99055C	Planner V	N	SR24	BU13	P	1.00	B	\$ 40,000	Not established	Y				69
LNR801	CH	6/30/2018		22886	Boating & Ocean Recreation Harbor Agent IV	N	SR18	BU03	P	1.00	B	\$ 45,096		Y				81
LNR801	CH	11/24/2018		9562	Boating & Ocean Recreation Harbor Agent IV	N	SR18	BU03	P	1.00	B	\$ 48,792		Y				90
LNR801	CH	12/3/2015		38648	Boating & Ocean Recreation Harbor Agent II	N	SR14	BU03	P	1.00	B	\$ 42,684		Y				99
LNR801	CH	7/1/2017		50953	Boating & Ocean Recreation Harbor Agent III	N	SR16	BU03	P	1.00	B	\$ 35,112		Y				108
LNR801	CH	5/1/2018		121993	General Laborer II	N	BC03	BU01	P	1.00	B	\$ 32,772		Y				114
LNR801	CH	1/1/2018		119001	Office Assistant III	N	SR08	BU03	P	1.00	B	\$ 27,132		Y				120
LNR801	CH	11/16/2018		48181	Office Assistant III	N	SR08	BU03	P	1.00	B	\$ 30,486		Y				126
LNR801	CH	8/1/2018		48179	Account Clerk II	N	SR08	BU03	P	1.00	B	\$ 29,328		Y				132
LNR801	CH	6/1/2015		34701	Office Assistant III	N	SR08	BU03	P	1.00	B	\$ 31,236		Y				138
LNR801	CH	12/31/2018		21387	General Laborer II	N	BC03	BU01	P	1.00	B	\$ 40,020		Y				144
LNR801	CH	12/31/2016		48183	General Laborer II	N	BC03	BU01	P	1.00	B	\$ 38,166		Y				150
LNR801	CH	9/25/2018		117771	General Laborer II	N	BC03	BU01	P	1.00	B	\$ 38,928		Y				157
LNR801	CH	8/3/2018		120846	Boating & Ocean Recreation Harbor Agent II	N	SR14	BU03	P	1.00	B	\$ 34,260		Y				162
LNR801	CH	7/10/2018		121562	General Laborer II	N	BC03	BU01	P	1.00	B	\$ 38,928		Y				168
LNR801	CH	11/27/2018		122228	Boating & Ocean Recreation Harbor Agent II	N	SR14	BU03	P	1.00	A	\$ 33,720		Y				173
LNR801	CH	11/15/2019		122229	General Laborer II	N	BC03	BU01	P	1.00	A	\$ 35,484		Y				177
LNR802	HP	7/7/2018		100377	Architectural Historian	Y	SRNA	BU13	P	1.00	N	\$ 55,704		Y				46
LNR802	HP	4/21/2018		100379	Historic Preservation Archaeologist IV	Y	SRNA	BU13	P	1.00	A	\$ 64,272		Y				58
LNR802	HP	11/3/2018		100380	Architectural Branch Chief	Y	SRNA	BU13	P	1.00	A	\$ 74,976		Y				70
LNR802	HP	9/29/2018		101037	Historic Preservation Archaeologist IV	Y	SRNA	BU13	P	1.00	A	\$ 57,000		Y				82
LNR802	HP	7/1/2018		102055	Historic Preservation Archaeologist IV	Y	SRNA	BU13	P	1.00	N	\$ 59,280		Y				91
LNR802	HP	5/1/2018		102064	Historic Preservation Archaeologist III	Y	SRNA	BU13	P	1.00	N	\$ 45,576		Y				100
LNR802	HP	12/16/2017		102393	Historic Preservation Archaeologist IV	Y	SRNA	BU13	P	1.00	A	\$ 50,772		Y				109
LNR802	HP	11/30/2018		121283	Librarian/Archivist	Y	SRNA	BU13	P	1.00	A	\$ 64,272		Y				115
LNR802	HP	9/26/2018		122797	Archaeologist IV	Y	SRNA	BU13	P	1.00	A	\$ 35,796		Y				121
LNR802	HP	9/26/2018		122798	Archaeologist IV	Y	SRNA	BU13	P	1.00	A	\$ 35,796		Y				127
LNR802	HP	9/26/2018		122799	Archaeologist III	Y	SRNA	BU13	P	1.00	A	\$ 28,050		Y				133
LNR802	HP	9/26/2018		122800	Burial Sites Specialist	Y	SRNA	BU13	P	1.00	A	\$ 28,050		Y				139
LNR802	HP	9/26/2018		122801	Burial Sites Specialist	Y	SRNA	BU13	P	1.00	A	\$ 28,050		Y				145

Department of Land and Natural Resources  
Vacancy Report as of November 30, 2018

Table 11

Prog ID	Sub-Org	Date of Vacancy	Expected Fill Date	Position Number	Position Title	Exempt (Y/N)	SR Level	BU Code	Perm Temp (P/T)	FTE	MOF	Budgeted Amount	Actual Salary Last Paid	Authority to Hire (Y/N)	Occupied by 89 Day Hire (Y/N)	# of 89 Hire Appts	Describe if Filled by other Means	Priority # to Retain
LNR802	HP	Pending establishment		91934C	GIS Technical Assistant	Y	SRNA	BU03	P	1.00	A	\$ 28,050	Not established	Y				151
LNR802	HP	Pending establishment		91935C	Office Assistant III	N	SR08	BU03	P	1.00	A	\$ 15,120	Not established	Y				158
LNR802	HP	Pending establishment		91936C	Office Assistant III	N	SR08	BU03	P	1.00	A	\$ 15,120	Not established	Y				163
LNR802	HP	9/26/2018		122802	Ethnographer	Y	SRNA	BU13	P	1.00	A	\$ 35,796		Y				169
LNR804	DA	4/9/2018	1/1/2019	45492	Forestry & Wildlife Worker II	N	BC05	BU01	P	1.00	N	\$ 43,308		Y				14
LNR804	DA	6/8/2018		2928	Heavy Equipment Operator	N	BC10	BU01	P	1.00		\$ 54,180		Y				160
LNR804	DA	7/18/2017		110125	Forestry & Wildlife Technician IV	N	SR13	BU03	P	1.00	A	\$ 38,592		Y				166
LNR804	DA	8/13/2018		45489	Forestry & Wildlife Worker II	N	BC05	BU01	P	1.00		\$ 43,308		Y				171
LNR804	DA	12/22/2019		122272	Forestry & Wildlife Worker III	N	WS05	BU01	T	1.00	N	\$ 39,576		Y				216
LNR804	DA	10/2/2018		52386	Forestry & Wildlife Technician IV	N	SR13	BU03	P	1.00	B	\$ 35,676		Y				219
LNR804	DA	6/13/2018	12/17/2018	120328	Forestry & Wildlife Technician IV	N	SR13	BU03	P	1.00	W	\$ 34,260		Y				220
LNR804	DA	1/7/2018		120729	Forestry & Wildlife Technician IV	N	SR13	BU03	T	1.00	N	\$ 35,676		Y				221
LNR805	CB	Pending establishment		91906C	Aquatic Resources Program Manager	N	EM05	BU35	P	1.00	A	\$ 46,050	Not established - Pending DRHD approval	Y				65
LNR805	CB	Pending establishment		91937C	Aquatic Biologist III	N	SR20	BU13	P	1.00	A	\$ 24,474	Not established	Y				111
LNR805	CB	Pending establishment		91938C	Aquatic Biologist III	N	SR20	BU13	P	1.00	A	\$ 24,474	Not established	Y				117
LNR805	CB	Pending establishment		91939C	Aquatic Biologist III	N	SR20	BU13	P	1.00	A	\$ 24,474	Not established	Y				123
LNR806	FA	3/24/2018	12/10/2018	30028	General Laborer I	N	BC02	BU01	P	1.00	A	\$ 41,640		Y				31
LNR806	FA	8/21/2018	1/1/2019	122748	General Laborer I	N	BC02	BU01	P	1.00	A	\$ 19,464		Y				32
LNR806	FI	6/11/2017	12/17/2018	16866	Planner V	N	SR24	BU13	P	1.00	B	\$ 84,612		Y				33
LNR806	FI	6/1/2018	12/17/2018	117621	General Laborer I	N	BC02	BU01	P	1.00	B	\$ 38,928		Y				34
LNR806	FI	9/21/2018		121303	General Laborer I	N	BC02	BU01	P	1.00	B	\$ 38,928		Y				47
LNR806	FA	9/7/2018		17437	Secretary I	N	SR12	BU03	P	1.00	A	\$ 31,740		Y				59
LNR806	FA	11/2/2018		122846	Office Assistant III	N	Sr08	BU03	P	1.00	A	\$ 14,046		Y				71
LNR806	FA	6/1/2018		30397	General Laborer I	N	BC02	BU01	P	1.00	A	\$ 41,640		Y				83
LNR806	FA	Pending establishment		91950C	Account Clerk III	N	SR11	BU03	P	1.00	A	\$ 15,774	Not established	Y				92
LNR806	FA	11/5/2018		122850	Property Manager IV	N	SR22	BU13	P	1.00	A	\$ 25,896		Y				101
LNR806	FA	6/1/2018		43093	General Construction and Maintenance Worker I	N	BC09	BU01	P	1.00	A	\$ 52,188		Y				110
LNR806	FA	10/19/2018		122829	General Laborer I	N	BC02	BU01	P	1.00	A	\$ 19,464		Y				116
LNR806	FA	Pending establishment		91940C	Park Interpretive Technician	N	SR13	BU03	P	1.00	A	\$ 17,070	Not established	Y				122
LNR806	FA	Pending establishment		91948C	Park Interpretive Technician	N	SR13	BU03	P	1.00	A	\$ 17,070	Not established	Y				128
LNR806	FA	Pending establishment		91947C	Park Interpretive Technician	N	SR13	BU03	P	1.00	A	\$ 17,070	Not established	Y				134

Department of Land and Natural Resources  
Vacancy Report as of November 30, 2018

Table 11

<u>Prog ID</u>	<u>Sub-Org</u>	<u>Date of Vacancy</u>	<u>Expected Fill Date</u>	<u>Position Number</u>	<u>Position Title</u>	<u>Exempt (Y/N)</u>	<u>SR Level</u>	<u>BU Code</u>	<u>Perm Temp (P/T)</u>	<u>FTE</u>	<u>MOF</u>	<u>Budgeted Amount</u>	<u>Actual Salary Last Paid</u>	<u>Authority to Hire (Y/N)</u>	<u>Occupied by 89 Day Hire (Y/N)</u>	<u># of 89 Hire Appts</u>	<u>Describe if Filled by other Means</u>	<u>Priority # to Retain</u>
LNR806	FA	Pending establishment		91941C	Park Interpretive Technician	N	SR13	BU03	P	1.00	A	\$ 17,070	Not established	Y				140
LNR806	FI	9/2/2018		118907	Park Interpretive Technician	N	SR13	BU03	P	1.00	B	\$ 32,976		Y				146
LNR806	FI	5/16/2018		118916	Park Interpretive Technician	N	SR13	BU03	P	1.00	B	\$ 32,976		Y				152
LNR806	FI	10/1/2018		117750	Educational Assistant II	N	SR08	BU03	P	1.00	B	\$ 27,132		Y				159
LNR806	FA	Pending establishment		91945C	General Professional IV	N	SR22	BU13	P	1.00	A	\$ 25,896	Not established	Y				164
LNR806	FA	3/1/2017		12969	Accountant III	N	SR20	BU13	P	1.00	A	\$ 36,468		Y				73
LNR810	GD	4/16/2016		118292	Engineer V	N	SR26	BU13	P	1.00	B	\$ 57,168		Y				64
LNR906	AA	6/20/2018	12/24/2018	2735	Human Resources Specialist IV	N	SR22	BU73	P	1.00	A	\$ 40,128		Y				35
LNR906	AA	9/17/2018	12/5/2018	13120	Human Resources Technician VI	N	SR15	BU63	P	1.00	A	\$ 35,676		Y				36
LNR906	AA	6/16/2018	12/4/2018	33450	Human Resources Assistant V	N	SR13	BU63	P	1.00	A	\$ 32,976		Y				37
LNR906	AA	4/28/2018		117432	Public Information Specialist	Y	SRNA	BU13	T	1.00	A	\$ 56,405		Y				48
LNR906	AA	10/17/2018		117692	Accountant IV	N	SR22	BU13	P	1.00	B	\$ 54,960		Y				49
LNR906	AA	3/23/2017		110150	UXO & Safety Specialist	Y	SRNA	BU13	T	1.00	A	\$ 76,250		Y				60
LNR906	AA	10/15/2018		122822	Accountant IV	N	SR22	BU13	P	1.00	A	\$ 26,478		Y				61
LNR906	AA	10/15/2018		122823	Accountant IV	N	SR22	BU13	P	1.00	A	\$ 26,475		Y				72
LNR906	AA	1/31/2017		120897	Aha Moku Executive Director	Y	SRNA	BU13	T	1.00	T	\$ 78,000		Y			No funding	222

Positions Established by Acts other than the State Budget as of November 30, 2018

Personnel to complete this table														
<u>Prog ID</u>	<u>Sub-Org</u>	<u>Date Established</u>	<u>Legal Authority</u>	<u>Position Number</u>	<u>Position Title</u>	<u>Exempt (Y/N)</u>	<u>SR Level</u>	<u>BU Code</u>	<u>T/P</u>	<u>MOF</u>	<u>FTE</u>	<u>Annual Salary</u>	<u>Filled (Y/N)</u>	<u>Occupied by 89 Day Hire (Y/N)</u>
NONE														

Department of Land and Natural Resources  
Overtime Expenditure Summary

Table 13

Prog ID	Sub-Org	Program Title	MOF	FY18 (actual)			FY19 (estimated)			FY20 (budgeted)			FY21 (budgeted)		
				Base Salary \$\$\$\$	Overtime \$\$\$\$	Overtime Percent	Base Salary \$\$\$\$	Overtime \$\$\$\$	Overtime Percent	Base Salary \$\$\$\$	Overtime \$\$\$\$	Overtime Percent	Base Salary \$\$\$\$	Overtime \$\$\$\$	Overtime Percent
LNR101	EA	Public Lands Management	A	\$ 17,057	\$ -	0.0%	\$ -	\$ -	0.0%	\$ 65,000	\$ -	0.0%	\$ 65,000	\$ -	0.0%
LNR101	EA	Public Lands Management	B	\$ 2,866,910	\$ 9,695	0.3%	\$ 5,512,481	\$ 20,000	0.4%	\$ 5,781,310	\$ 20,000	0.3%	\$ 5,796,615	\$ 20,000	0.3%
LNR111	BA	Conveyances & Recording	B	\$ 2,379,371	\$ 1,228	0.1%	\$ 4,638,958	\$ 75,000	1.6%	\$ 4,946,126	\$ 75,000	1.5%	\$ 4,959,006	\$ 75,000	1.5%
LNR141	GA	Water & Land Development	A	\$ 1,461,751	\$ -	0.0%	\$ 2,083,095	\$ 1,000	0.0%	\$ 2,194,853	\$ 1,000	0.0%	\$ 2,200,894	\$ 1,000	0.0%
LNR141	GA	Water & Land Development	B	\$ 186,556	\$ 2,501	1.3%	\$ 466,991	\$ 1,000	0.2%	\$ 489,765	\$ 1,000	0.2%	\$ 491,061	\$ 1,000	0.2%
LNR141	GA	Water & Land Development	T	\$ -	\$ -	0.0%	\$ 197,827	\$ -	0.0%	\$ 199,479	\$ -	0.0%	\$ 199,479	\$ -	0.0%
LNR153	CB	Commercial Fisheries	A	\$ 478,614	\$ 1,450	0.3%	\$ 597,237	\$ 10,000	1.7%	\$ 629,279	\$ 10,000	1.6%	\$ 631,011	\$ 10,000	1.6%
LNR153	CB	Commercial Fisheries	B	\$ 33,941	\$ -	0.0%	\$ 96,701	\$ -	0.0%	\$ 104,549	\$ -	0.0%	\$ 104,817	\$ -	0.0%
LNR153	CB	Commercial Fisheries	N	\$ -	\$ -	0.0%	\$ 6,127	\$ -	0.0%	\$ 6,127	\$ -	0.0%	\$ 6,127	\$ -	0.0%
LNR153	CB	Commercial Fisheries	P	\$ 67,882	\$ -	0.0%	\$ 186,836	\$ 5,000	2.7%	\$ 186,836	\$ 5,000	2.7%	\$ 186,836	\$ 5,000	2.7%
LNR172	DA	Forestry Resource Mgt & Dev	A	\$ 978,645	\$ 22,390	2.3%	\$ 1,426,612	\$ 1,500	0.1%	\$ 1,638,779	\$ 1,500	0.1%	\$ 1,642,917	\$ 1,500	0.1%
LNR172	DA	Forestry Resource Mgt & Dev	B	\$ -	\$ -	0.0%	\$ -	\$ -	0.0%	\$ -	\$ -	0.0%	\$ -	\$ -	0.0%
LNR172	DA	Forestry Resource Mgt & Dev	P	\$ 63,200	\$ -	0.0%	\$ 28,374	\$ -	0.0%	\$ -	\$ -	0.0%	\$ -	\$ -	0.0%
LNR401	CA	Aquatic Resources	A	\$ 1,188,091	\$ 13,939	1.2%	\$ 1,660,380	\$ 15,000	0.9%	\$ 1,807,290	\$ 15,000	0.8%	\$ 1,812,106	\$ 15,000	0.8%
LNR401	CA	Aquatic Resources	N	\$ 40,344	\$ 30,460	75.5%	\$ 531,458	\$ 2,000	0.4%	\$ 470,531	\$ 2,000	0.4%	\$ 470,531	\$ 2,000	0.4%
LNR401	CA	Aquatic Resources	P	\$ 191,317	\$ 6,956	3.6%	\$ 240,661	\$ -	0.0%	\$ 240,661	\$ -	0.0%	\$ 240,661	\$ -	0.0%
LNR402	DA	Native Resources & Fire Protecti	A	\$ 2,400,159	\$ 216,159	9.0%	\$ 3,291,004	\$ 257,000	7.8%	\$ 4,027,103	\$ 407,000	10.1%	\$ 4,258,390	\$ 407,000	9.6%
LNR402	DA	Native Resources & Fire Protecti	N	\$ 435,331	\$ 22,456	5.2%	\$ 1,234,918	\$ -	0.0%	\$ 1,139,801	\$ -	0.0%	\$ 1,139,801	\$ -	0.0%
LNR402	DA	Native Resources & Fire Protecti	T	\$ -	\$ -	0.0%	\$ 189,799	\$ -	0.0%	\$ 191,384	\$ -	0.0%	\$ 191,384	\$ -	0.0%
LNR402	DA	Native Resources & Fire Protecti	P	\$ 139,173	\$ 79	0.1%	\$ 537,826	\$ -	0.0%	\$ 279,719	\$ -	0.0%	\$ 279,719	\$ -	0.0%
LNR402	DA	Native Resources & Fire Protecti	U	\$ -	\$ -	0.0%	\$ 378,209	\$ -	0.0%	\$ 385,186	\$ -	0.0%	\$ 385,186	\$ -	0.0%
LNR404	GC	Water Resources	A	\$ 1,281,747	\$ 718	0.1%	\$ 1,618,851	\$ -	0.0%	\$ 1,705,702	\$ -	0.0%	\$ 1,710,397	\$ -	0.0%
LNR404	GC	Water Resources	B	\$ 280,012	\$ -	0.0%	\$ 674,852	\$ -	0.0%	\$ 718,436	\$ -	0.0%	\$ 720,309	\$ -	0.0%
LNR405	HA	Conservation & Resources Enfor	A	\$ 5,897,616	\$ 393,247	6.7%	\$ 8,129,508	\$ 129,620	1.6%	\$ 8,572,470	\$ 129,620	1.5%	\$ 8,596,048	\$ 129,620	1.5%
LNR405	HA	Conservation & Resources Enfor	B	\$ 838,646	\$ 139,712	16.7%	\$ 275,050	\$ 8,250	3.0%	\$ 275,050	\$ 8,250	3.0%	\$ 275,050	\$ 8,250	3.0%
LNR405	HA	Conservation & Resources Enfor	N	\$ 167,115	\$ 6,239	3.7%	\$ 313,982	\$ 10,000	3.2%	\$ 313,982	\$ 10,000	3.2%	\$ 313,982	\$ 10,000	3.2%
LNR405	HB	Conservation & Resources Enfor	P	\$ -	\$ -	0.0%	\$ 109,855	\$ 50,000	45.5%	\$ 109,855	\$ 50,000	45.5%	\$ 109,855	\$ 50,000	45.5%
LNR407	NA	Natural Area Reserves	A	\$ 2,405,859	\$ 39,763	1.7%	\$ 3,259,481	\$ 1,000	0.0%	\$ 3,380,987	\$ 1,000	0.0%	\$ 3,390,441	\$ 1,000	0.0%
LNR407	NA	Natural Area Reserves	P	\$ 34,172	\$ -	0.0%	\$ 44,720	\$ -	0.0%	\$ 44,720	\$ -	0.0%	\$ 44,720	\$ -	0.0%

Department of Land and Natural Resources  
Overtime Expenditure Summary

Table 13

Prog ID	Sub-Org	Program Title	MOF	FY18 (actual)			FY19 (estimated)			FY20 (budgeted)			FY21 (budgeted)		
				Base Salary \$\$\$\$	Overtime \$\$\$\$	Overtime Percent	Base Salary \$\$\$\$	Overtime \$\$\$\$	Overtime Percent	Base Salary \$\$\$\$	Overtime \$\$\$\$	Overtime Percent	Base Salary \$\$\$\$	Overtime \$\$\$\$	Overtime Percent
LNR801	CH	Ocean Based Recreation	A	\$ 63,770	\$ 269	0.4%	\$ 371,987	\$ -	0.0%	\$ 391,944	\$ -	0.0%	\$ 393,023	\$ -	0.0%
LNR801	CH	Ocean Based Recreation	B	\$ 3,988,445	\$ 109,337	2.7%	\$ 8,266,218	\$ 50,000	0.6%	\$ 8,605,157	\$ 50,000	0.6%	\$ 8,628,108	\$ 50,000	0.6%
LNR801	CH	Ocean Based Recreation	N	\$ -	\$ -	0.0%	\$ 35,411	\$ -	0.0%	\$ 35,411	\$ -	0.0%	\$ 35,411	\$ -	0.0%
LNR802	HP	Historic Preservation	A	\$ 1,169,497	\$ 440	0.0%	\$ 1,769,979	\$ 2,000	0.1%	\$ 1,864,938	\$ 2,000	0.1%	\$ 1,870,071	\$ 2,000	0.1%
LNR802	HP	Historic Preservation	B	\$ 6,380	\$ -	0.0%	\$ 163,009	\$ -	0.0%	\$ 170,959	\$ -	0.0%	\$ 171,411	\$ -	0.0%
LNR802	HP	Historic Preservation	N	\$ 308,031	\$ 372	0.1%	\$ 491,054	\$ -	0.0%	\$ 548,401	\$ -	0.0%	\$ 548,401	\$ -	0.0%
LNR804	DA	Forest & Outdoor Recreation	A	\$ 1,499,883	\$ 719	0.0%	\$ 1,466,332	\$ 3,000	0.2%	\$ 1,763,100	\$ 3,000	0.2%	\$ 1,767,353	\$ 3,000	0.2%
LNR804	DA	Forest & Outdoor Recreation	B	\$ 304,980	\$ 1,598	0.5%	\$ 635,572	\$ -	0.0%	\$ 317,607	\$ -	0.0%	\$ 319,372	\$ -	0.0%
LNR804	DA	Forest & Outdoor Recreation	N	\$ 540,573	\$ 62,902	11.6%	\$ 1,350,063	\$ 30,000	2.2%	\$ 1,350,063	\$ 30,000	2.2%	\$ 1,350,063	\$ 30,000	2.2%
LNR804	DA	Forest & Outdoor Recreation	W	\$ 86,159	\$ 10,177	11.8%	\$ 234,857	\$ 2,000	0.9%	\$ 241,164	\$ 2,000	0.8%	\$ 242,490	\$ 2,000	0.8%
LNR805	CB	Recreational Fisheries	A	\$ 762,034	\$ -	0.0%	\$ 789,493	\$ 5,000	0.6%	\$ 951,321	\$ 5,000	0.5%	\$ 953,611	\$ 5,000	0.5%
LNR805	CB	Recreational Fisheries	B	\$ 10,300	\$ -	0.0%	\$ 33,456	\$ -	0.0%	\$ 35,088	\$ -	0.0%	\$ 35,180	\$ -	0.0%
LNR805	CB	Recreational Fisheries	N	\$ 30,900	\$ 22,604	73.2%	\$ 237,133	\$ -	0.0%	\$ 237,133	\$ -	0.0%	\$ 237,133	\$ -	0.0%
LNR806	FA	State Parks Admin & Operation	A	\$ 3,596,172	\$ 88,304	2.5%	\$ 4,013,438	\$ 60,000	1.5%	\$ 4,192,290	\$ 60,000	1.4%	\$ 4,203,930	\$ 60,000	1.4%
LNR806	FI	State Parks Admin & Operation	B	\$ 1,904,857	\$ 22,598	1.2%	\$ 3,716,454	\$ 16,572	0.4%	\$ 4,017,855	\$ 16,572	0.4%	\$ 4,028,175	\$ 16,572	0.4%
LNR810	GD	Prevention of Natural Disasters	B	\$ 504,418	\$ -	0.0%	\$ 989,841	\$ 1,000	0.1%	\$ 1,038,113	\$ 1,000	0.1%	\$ 1,040,861	\$ 1,000	0.1%
LNR810	GD	Prevention of Natural Disasters	P	\$ 21,946	\$ -	0.0%	\$ -	\$ -	0.0%	\$ -	\$ -	0.0%	\$ -	\$ -	\$ -
LNR906	AA	Natural Physical Environment	A	\$ 2,893,940	\$ 37,736	1.3%	\$ 3,349,374	\$ 20,000	0.6%	\$ 3,865,874	\$ 20,000	0.5%	\$ 3,875,814	\$ 20,000	0.5%
LNR906	AA	Natural Physical Environment	B	\$ 916,446	\$ 20,075	2.2%	\$ 1,800,810	\$ 12,500	0.7%	\$ 2,226,219	\$ 12,500	0.6%	\$ 2,231,221	\$ 12,500	0.6%
LNR906	AA	Natural Physical Environment	N	\$ -	\$ -	0.0%	\$ 135,139	\$ -	0.0%	\$ 312,183	\$ -	0.0%	\$ 312,183	\$ -	0.0%
LNR906	AA	Natural Physical Environment	T	\$ -	\$ -	0.0%	\$ 152,871	\$ -	0.0%	\$ 1,277	\$ -	0.0%	\$ 1,277	\$ -	0.0%



Department of Land and Natural Resources  
Active Contracts as of December 1, 2018

Table 14

Prog ID	MOF	Amount	Frequency (M/A/O)	Max Value	Outstanding Balance	Term of Contract			Entity	Contract Description	Explanation of How Contract is Monitored	POS Y/N	Category E/L/P/C/G/S
						Date Executed	From	To					
LNR101	B	25449.7	O-PERIODIC PROGRESS BILLING	134,951.38	109,501.68	9/16/2004	9/16/2004	12/31/2018	ALLIANCE CONTRACTING, LLC	DEMOLITION, DEBRIS LOADING, HAULING & DISPOSAL AT TMK:3-4- 15:27, PALOLO VALLEY JOB#500BO35A.	ENGINEERING DIVISION MONITORS PROGRESS AND VERIFIES INVOICE FOR PAYMENT	N	S
LNR101	B	0	O-PERIODIC PROGRESS BILLING	6,750.00	6,750.00	9/16/2004	9/16/2004	12/31/2018	ALLIANCE CONTRACTING, LLC	DEMOLITION, DEBRIS LOADING, HAULING & DISPOSAL AT TMK:3-4- 15:27, PALOLO VALLEY JOB#500BO35A.	ENGINEERING DIVISION MONITORS PROGRESS AND VERIFIES INVOICE FOR PAYMENT	N	S
LNR101	B	0	O-PERIODIC PROGRESS BILLING	10,000.00	10,000.00	9/16/2004	9/16/2004	12/31/2018	ALLIANCE CONTRACTING, LLC	DEMOLITION, DEBRIS LOADING, HAULING & DISPOSAL AT TMK:3-4- 15:27, PALOLO VALLEY JOB#500BO35A.	ENGINEERING DIVISION MONITORS PROGRESS AND VERIFIES INVOICE FOR PAYMENT	N	S
LNR101	B	0	O-PERIODIC PROGRESS BILLING	4,899.40	4,899.40	9/16/2004	9/16/2004	12/31/2018	ALLIANCE CONTRACTING, LLC	DEMOLITION, DEBRIS LOADING, HAULING & DISPOSAL AT TMK:3-4- 15:27, PALOLO VALLEY JOB#500BO35A.	ENGINEERING DIVISION MONITORS PROGRESS AND VERIFIES INVOICE FOR PAYMENT	N	S
LNR101	B	0	O-PERIODIC PROGRESS BILLING	38,298.60	38,298.60	9/16/2004	9/16/2004	12/31/2018	ALLIANCE CONTRACTING, LLC	DEMOLITION, DEBRIS LOADING, HAULING & DISPOSAL AT TMK:3-4- 15:27, PALOLO VALLEY JOB#500BO35A.	ENGINEERING DIVISION MONITORS PROGRESS AND VERIFIES INVOICE FOR PAYMENT	N	S
LNR101	B	220087.64	CONTRACT EXPIRED IN JANUARY 2015	220,937.00	849.36	5/22/2013	CLOSED		AMEC ENVIRONMENT &	ENVIRONMENTAL SVCS TO REMEIDATE LEAD PELLET CONTAMINATION FOUND ON STATE UNENCUMBERED LANDS AT KAIMALINO BEACH, KAILUA OPT TO EXTEND 1-12MOS.	LAND DIVISION MONITORED THE PROGRESS PERFORMED BY THE VENDOR	Y	S
LNR101	B	0	O- ONE-TIME PAYMENT AT CLOSING	900,000.00	900,000.00	10/27/2014	9/14/2014	12/31/2019	KOKUA KALIHU VALLEY	LAND ACQUISITION OF 11.44 ACRES, MORE OR LESS IN HONOLULU CHAPTER 173A-HRS.	CONTRACTORS WORKS WITH PROGRAM STAFF TO COMPLETE DUE DILIGENCE FOR REAL ESTATE TRANSACTION; BLNR REVIEWS ANNUALLY AFTER FIRST FIVE YEARS.	N	S
LNR101	B	0	O- ONE-TIME PAYMENT AT CLOSING	350,000.00	350,000.00	5/7/2015	3/20/2015	3/20/2019	KA HULI O HALOA	LEGACY LAND CONSERVATION PROGRAM(KOOLAUPOKO)	CONTRACTORS WORKS WITH PROGRAM STAFF TO COMPLETE DUE DILIGENCE FOR REAL ESTATE TRANSACTION; BLNR REVIEWS ANNUALLY AFTER FIRST FIVE YEARS.	N	S
LNR101	B	86461.43	M	157,755.00	71,293.57	6/10/2015	6/8/2015	6/30/2022	TOWILL, R. M. CORPORATION	STRATEGIC MASTER DEVELOPMENT PLAN FOR EAST KAPOLEI LANDS, TMK(1)9-1-016: 008, (1)9-1-017:097, AND (1)9-1-018:005 AND 008	Production of deliverables	Y	S

Department of Land and Natural Resources  
Active Contracts as of December 1, 2018

Table 14

LNR101	B	25449.7	O-PERIODIC PROGRESS BILLING	134,951.38	109,501.68	9/16/2004	9/16/2004	12/31/2018	ALLIANCE CONTRACTING, LLC	DEMOLITION, DEBRIS LOADING, HAULING & DISPOSAL AT TMK:3-4- 15:27, PALOLO VALLEY JOB#500BO35A.	ENGINEERING DIVISION MONITORS PROGRESS AND VERIFIES INVOICE FOR PAYMENT	N	S
LNR101	B	327724	O-PERIODIC PROGRESS BILLING	346,116.00	18,392.00	7/16/2015	7/29/2015	12/31/2018	SEA ENGINEERING, INC.	KAANAPALI BEACH RESTORATION AND BERM ENHANCEMENT, KAANAPALI, MAUI, HAWAI JOB NO E00XM30A	ENGINEERING DIVISION MONITORS PROGRSS AND VERIFIES INVOICE FOR PAYMENT	N	S
LNR101	R	147013.04	O-PERIODIC PROGRESS BILLING	346,116.00	199,102.96	7/16/2015	7/29/2015	12/31/2018	SEA ENGINEERING, INC.	KAANAPALI BEACH RESTORATION AND BERM ENHANCEMENT, KAANAPALI, MAUI, HAWAI JOB NO E00XM30A	ENGINEERING DIVISION MONITORS PROGRSS AND VERIFIES INVOICE FOR PAYMENT	N	S
LNR101	B	0	O-PERIODIC PROGRESS BILLING	50,000.00	50,000.00	7/16/2015	7/29/2015	12/31/2018	SEA ENGINEERING, INC.	KAANAPALI BEACH RESTORATION AND BERM ENHANCEMENT, KAANAPALI, MAUI, HAWAI JOB NO E00XM30A	ENGINEERING DIVISION MONITORS PROGRSS AND VERIFIES INVOICE FOR PAYMENT	N	S
LNR101	R	0	O-PERIODIC PROGRESS BILLING	50,000.00	50,000.00	7/16/2015	7/29/2015	12/31/2018	SEA ENGINEERING, INC.	KAANAPALI BEACH RESTORATION AND BERM ENHANCEMENT, KAANAPALI, MAUI, HAWAI JOB NO E00XM30A	ENGINEERING DIVISION MONITORS PROGRSS AND VERIFIES INVOICE FOR PAYMENT	N	S
LNR101	B	0	O-PERIODIC PROGRESS BILLING	24,950.00	24,950.00	5/2/2016	5/11/2016	12/31/2020	SEA ENGINEERING, INC.	ROYAL HAWAIIAN GROIN REPLACEMENT, OAHU JOB#E00XO30B	ENGINEERING DIVISION MONITORS PROGRESS AND VERIFIES INVOICE FOR PAYMENT	N	S
LNR101	B	40780	O-PERIODIC PROGRESS BILLING	43,000.00	2,220.00	5/6/2016	5/19/2018	12/31/2020	EKNA SERVICES, INC.	MAINTENANCE OF PEEKAUAI DITCH(JOB#500BK40C) & STREAM MOUTH MAINTENANCE A VARIOUS LOCATIONS(JOB#500BK54H)WAIME A, KAUAI, HAWAII	ENGINEERING DIVISION MONITORS PROGRESS AND VERIFIES INVOICE FOR PAYMENT	N	S
LNR101	B	130307.25	O-PERIODIC PROGRESS BILLING	156,000.00	25,692.75	5/6/2016	5/19/2018	12/31/2020	EKNA SERVICES, INC.	MAINTENANCE OF PEEKAUAI DITCH(JOB#500BK40C) & STREAM MOUTH MAINTENANCE A VARIOUS LOCATIONS(JOB#500BK54H)WAIME A, KAUAI, HAWAII	ENGINEERING DIVISION MONITORS PROGRESS AND VERIFIES INVOICE FOR PAYMENT	N	S
LNR101	B	0	O-PERIODIC PROGRESS BILLING	20,000.00	20,000.00	5/6/2016	5/19/2018	12/31/2020	EKNA SERVICES, INC.	MAINTENANCE OF PEEKAUAI DITCH(JOB#500BK40C) & STREAM MOUTH MAINTENANCE A VARIOUS LOCATIONS(JOB#500BK54H)WAIME A, KAUAI, HAWAII	ENGINEERING DIVISION MONITORS PROGRESS AND VERIFIES INVOICE FOR PAYMENT	N	S
LNR101	B	142645.68	M	280,000.00	137,354.32	6/30/2016	4/6/2016	6/30/2026	ASHFORD & WRISTON LLP	LEGAL SVCS & RESOURCES NECESSARY TO PROVIDE LEGAL PRESENTATION OFDLNR IN LAND USE APPROVAL PROCEEDINGS FOR STATE LAND AT PULEHUNUI, MAUI; TMK(2)3	DEPARTMENT OF THE ATTORNEY GENERAL MONITORS PROGRESS AND LAND DIVISION VERIFIES INVOICE FOR PAYMENT	Y	C

Department of Land and Natural Resources  
Active Contracts as of December 1, 2018

Table 14

LNR101	B	25449.7	O-PERIODIC PROGRESS BILLING	134,951.38	109,501.68	9/16/2004	9/16/2004	12/31/2018	ALLIANCE CONTRACTING, LLC	DEMOLITION, DEBRIS LOADING, HAULING & DISPOSAL AT TMK:3-4- 15:27, PALOLO VALLEY JOB#500BO35A.	ENGINEERING DIVISION MONITORS PROGRESS AND VERIFIES INVOICE FOR PAYMENT	N	S
LNR101	B	162825	O-PERIODIC PROGRESS BILLING	171,600.00	8,775.00	10/5/2016	10/25/2016	10/14/2018	CUSHNIE CONSTRUCTION COMPANY	STREAM MOUTH MAINTENANCE AT VARIOUS LOCATIONS, KAUAI, HI JOB#500BK54J	ENGINEERING DIVISION MONITORS PROGRESS AND VERIFIES INVOICE FOR PAYMENT	N	S
LNR101	B	3900	O-PERIODIC PROGRESS BILLING	25,000.00	21,100.00	10/5/2016	10/25/2016	10/14/2018	CUSHNIE CONSTRUCTION COMPANY	STREAM MOUTH MAINTENANCE AT VARIOUS LOCATIONS, KAUAI, HI JOB#500BK54J	ENGINEERING DIVISION MONITORS PROGRESS AND VERIFIES INVOICE FOR PAYMENT	N	S
LNR101	B	0	O- ONE-TIME PAYMENT AT CLOSING	169,663.50	169,663.50	5/25/2017	4/26/2017	4/26/2017	HIIPAKA, LLC	LEGACY LAND CONSERVATION PROGRAM-LAND ACQUISITION OF 3.75 ACRES MORE OR LESS IN WAIMEA VALLEY, ISLAND OF OAHU	CONTRACTORS WORKS WITH PROGRAM STAFF TO COMPLETE DUE DILIGENCE FOR REAL ESTATE TRANSACTION; BLNR REVIEWS ANNUALLY AFTER FIRST FIVE YEARS.	N	S
LNR101	B	0	O- ONE-TIME PAYMENT AT CLOSING	5,336.50	5,336.50	5/25/2017	4/26/2017	4/26/2017	HIIPAKA, LLC	LEGACY LAND CONSERVATION PROGRAM-LAND ACQUISITION OF 3.75 ACRES MORE OR LESS IN WAIMEA VALLEY, ISLAND OF OAHU	CONTRACTORS WORKS WITH PROGRAM STAFF TO COMPLETE DUE DILIGENCE FOR REAL ESTATE TRANSACTION; BLNR REVIEWS ANNUALLY AFTER FIRST FIVE YEARS.	N	S
LNR101	B	569023.1	O-PERIODIC PROGRESS BILLING	1,141,382.12	572,359.02	6/2/2017	6/23/2017	6/30/2021	YARDI SYSTEMS, INC.	REPLACEMENT LAND MANAGEMENT INFORMATION SYSTEM RFP #LD-16- 001-SW	LAND DIVISION MONITORED THE PROGRESS PERFORMED BY THE VENDOR	N	S
LNR101	B	0	O-PERIODIC PROGRESS BILLING	141,267.88	141,267.88	6/2/2017	6/23/2017	6/30/2021	YARDI SYSTEMS, INC.	REPLACEMENT LAND MANAGEMENT INFORMATION SYSTEM RFP #LD-16- 001-SW	LAND DIVISION MONITORED THE PROGRESS PERFORMED BY THE VENDOR	N	S
LNR101	B	0	O- ONE-TIME PAYMENT AT CLOSING	83,944.22	83,944.22	2/20/2018	9/20/2017	9/20/2019	WAIPA FOUNDATION, THE	LEAGACY LAND PROGRAM-LAND ACQUISITION OF 1.8 ACRES (+/-)IN HANAIEI, ISLE OF KAUAI - INCLUDING THE TRANSFER OF A CONSERVATION EASMENT TO THE COUNT	CONTRACTORS WORKS WITH PROGRAM STAFF TO COMPLETE DUE DILIGENCE FOR REAL ESTATE TRANSACTION; BLNR REVIEWS ANNUALLY AFTER FIRST FIVE YEARS.	N	S
LNR101	B	0	O- ONE-TIME PAYMENT AT CLOSING	314,305.78	314,305.78	2/20/2018	9/20/2017	9/20/2019	WAIPA FOUNDATION, THE	LEAGACY LAND PROGRAM-LAND ACQUISITION OF 1.8 ACRES (+/-)IN HANAIEI, ISLE OF KAUAI - INCLUDING THE TRANSFER OF A CONSERVATION EASMENT TO THE COUNT	CONTRACTORS WORKS WITH PROGRAM STAFF TO COMPLETE DUE DILIGENCE FOR REAL ESTATE TRANSACTION; BLNR REVIEWS ANNUALLY AFTER FIRST FIVE YEARS.	N	S

Department of Land and Natural Resources  
Active Contracts as of December 1, 2018

Table 14

LNR101	B	25449.7	O-PERIODIC PROGRESS BILLING	134,951.38	109,501.68	9/16/2004	9/16/2004	12/31/2018	ALLIANCE CONTRACTING, LLC	DEMOLITION, DEBRIS LOADING, HAULING & DISPOSAL AT TMK:3-4- 15:27, PALOLO VALLEY JOB#500BO35A.	ENGINEERING DIVISION MONITORS PROGRESS AND VERIFIES INVOICE FOR PAYMENT	N	S
LNR101	B	22238.79	O-PERIODIC PROGRESS BILLING	108,480.00	86,241.21	6/13/2018	6/29/2018	12/31/2023	SEA ENGINEERING, INC.	KUHIO BEACH STUB GROIN EROSION REMEDICATION OAHU HAWAII - JOB #E00XO30D	ENGINEERING DIVISION MONITORS PROGRESS AND VERIFIES INVOICE FOR PAYMENT	N	S
LNR101	B	0	O- ONE-TIME PAYMENT AT CLOSING	100,000.00	100,000.00	6/18/2018	5/10/2018	5/10/2020	ALA KAHAKAI TRAIL ASSOCIATION	LEGACY LAND CONSERVTION PRGRM - LAND ACQUISITION OF 2,209.307 ACRES AT KAHILIPALINUI & KAHILIPALIIKI, KA'U,HI-INCL THE TRFR OF CONSERVATION	CONTRACTORS WORKS WITH PROGRAM STAFF TO COMPLETE DUE DILIGENCE FOR REAL ESTATE TRANSACTION; BLNR REVIEWS ANNUALLY AFTER FIRST FIVE YEARS.	N	S
LNR101	B	0	O- ONE-TIME PAYMENT AT CLOSING	1,900,000.00	1,900,000.00	6/18/2018	5/10/2018	5/10/2020	ALA KAHAKAI TRAIL ASSOCIATION	LEGACY LAND CONSERVTION PRGRM - LAND ACQUISITION OF 2,209.307 ACRES AT KAHILIPALINUI & KAHILIPALIIKI, KA'U,HI-INCL THE TRFR OF CONSERVATION	CONTRACTORS WORKS WITH PROGRAM STAFF TO COMPLETE DUE DILIGENCE FOR REAL ESTATE TRANSACTION; BLNR REVIEWS ANNUALLY AFTER FIRST FIVE YEARS.	N	S
LNR101	B	0	O-PERIODIC PROGRESS BILLING	157,600.00	157,600.00	8/31/2018	8/31/2018	12/31/2023	CUSHNIE CONSTRUCTION COMPANY	STREAM MOUTH MAINTENANCE AT VARIOUS LOCATIONS, KAUAI,HAWAII JOB #500BK54K	ENGINEERING DIVISION MONITORS PROGRESS AND VERIFIES INVOICE FOR PAYMENT	N	S
LNR101	B	0	O-PERIODIC PROGRESS BILLING	16,400.00	16,400.00	8/31/2018	8/31/2018	12/31/2023	CUSHNIE CONSTRUCTION COMPANY	STREAM MOUTH MAINTENANCE AT VARIOUS LOCATIONS, KAUAI,HAWAII JOB #500BK54K	ENGINEERING DIVISION MONITORS PROGRESS AND VERIFIES INVOICE FOR PAYMENT	N	S
LNR101	B	0	O-PERIODIC PROGRESS BILLING	430,000.00	430,000.00	9/17/2018	9/25/2018	12/31/2023	ERSKINE ARCHITECTS, INC.	HAWAII DISTRICT LAND OFFICE, HILO, HAWAII - JOB #E00BH30A PROV SVCS F/RENOVATION OF EXISTING ONE-STORY BLDG & SITE	ENGINEERING DIVISION MONITORS PROGRESS AND VERIFIES INVOICE FOR PAYMENT	N	S
LNR101	B	4360.5	O-PERIODIC PROGRESS BILLING	298,000.00	293,639.50	10/5/2018	10/5/2018	12/31/2023	BOW ENGINEERING & DEVELOPMENT,	KAUAI STREAM MOUTH MAINTENANCE AT VARIOUS LOCATIONS, KAUAI, HI JOB #500BK54L	ENGINEERING DIVISION MONITORS PROGRESS AND VERIFIES INVOICE FOR PAYMENT	N	S
LNR101 OCCL	A	300,907.75	O-PERIODIC PROGRESS BILLING	799,300.00	498,392.25	11/9/2016	11/21/2016	12/31/2021	SEA ENGINEERING, INC.	WAIKIKI BEACH RESTORATION - JOB NO E00XO30C	ENGINEERING DIVISION MONITORS PROGRESS AND VERIFIES INVOICE FOR PAYMENT	N	S
LNR101 OCCL	A	118310.5	O-PERIODIC PROGRESS BILLING	148,399.00	30,088.50	1/13/2017	1/27/2017	12/31/2020	CB&I ENVIRONMENTAL &	SMALL SALE BEACH RESTORATION STATEWIDE JOB#E00AS43A	ENGINEERING DIVISION MONITORS PROGRESS AND VERIFIES INVOICE FOR PAYMENT	N	S

Department of Land and Natural Resources  
Active Contracts as of December 1, 2018

Table 14

LNR101	B	25449.7	O-PERIODIC PROGRESS BILLING	134,951.38	109,501.68	9/16/2004	9/16/2004	12/31/2018	ALLIANCE CONTRACTING, LLC	DEMOLITION, DEBRIS LOADING, HAULING & DISPOSAL AT TMK:3-4- 15:27, PALOLO VALLEY JOB#500BO35A.	ENGINEERING DIVISION MONITORS PROGRESS AND VERIFIES INVOICE FOR PAYMENT	N	S
LNR101	B	0	O-PERIODIC PROGRESS BILLING	24,950.00	24,950.00	5/2/2016	5/11/2016	12/31/2020	SEA ENGINEERING, INC.	ROYAL HAWAIIAN GROIN REPLACEMENT, OAHU JOB#E00XO30B	ENGINEERING DIVISION MONITORS PROGRESS AND VERIFIES INVOICE FOR PAYMENT	N	S
LNR111	B	195676.74	O-work invoiced as completed	1,155,613.25	959,936.51	6/15/2018	6/18/2018	ON-GOING	US IMAGING, INC.	IMAGE INSPECTION & ENHANCEMENTS SVCS OF OFFICIAL RECORDS #RFP 2018 01-O	FREQUENT EMAIL COMMUNICATIONS	Y	S
LNR141	B	166646.2	O-PERIODIC PROGRESS BILLING	200,000.00	33,353.80	5/22/2014	4/28/2014	12/31/2020	BROWN AND CALDWELL	TECHNICAL ASSISTANCE & ADVISORY SVCS RELATED TO GEOTHERMAL RESOURCES JOB#G00BS99D	ENGINEERING DIVISION MONITORS PROGRSS AND VERIFIES INVOICE FOR PAYMENT	N	S
LNR153	N	325794.5	M	330,000.00	4,205.50	8/18/2011	7/1/2012	6/30/2013	UNIVERSITY OF HAWAII	COLLABORATIVE ADMINISTRATION OF THE HAWAII FISH AGGREGATING DEVICE SYSTEM, OPT TO EXTEND 5 - 12 MOS	MONTHLY INVOICING; PROJECT LEADERS MONITORS DAILY WORK/ACTIVITIES; YEARLY REPORTS; DAR PROGRAM MANAGER PROVIDES GENERAL OVERSIGHT.	Y	S
LNR153	N	396595.17	M	420,000.00	23,404.83	8/18/2011	7/1/2016	6/30/2017	UNIVERSITY OF HAWAII	COLLABORATIVE ADMINISTRATION OF THE HAWAII FISH AGGREGATING DEVICE SYSTEM, OPT TO EXTEND 5 - 12 MOS	MONTHLY INVOICING; PROJECT LEADERS MONITORS DAILY WORK/ACTIVITIES; YEARLY REPORTS; DAR PROGRAM MANAGER PROVIDES GENERAL OVERSIGHT.	Y	S
LNR153	N	418704.29	M	420,000.00	1,295.71	8/18/2011	7/1/2017	6/30/2018	UNIVERSITY OF HAWAII	COLLABORATIVE ADMINISTRATION OF THE HAWAII FISH AGGREGATING DEVICE SYSTEM, OPT TO EXTEND 5 - 12 MOS	MONTHLY INVOICING; PROJECT LEADERS MONITORS DAILY WORK/ACTIVITIES; YEARLY REPORTS; DAR PROGRAM MANAGER PROVIDES GENERAL OVERSIGHT.	Y	S
LNR153	B	74207.99	M	75,000.00	792.01	8/24/2011	7/1/2017	6/30/2018	RESEARCH CORPORATION OF THE	HAWAII MARINE RECREATIONAL FISHING SURVEY	MONTHLY INVOICING; PROJECT LEADERS MONITORS DAILY WORK/ACTIVITIES; YEARLY REPORTS; DAR PROGRAM MANAGER PROVIDES GENERAL OVERSIGHT.	Y	S

Department of Land and Natural Resources  
Active Contracts as of December 1, 2018

Table 14

LNR101	B	25449.7	O-PERIODIC PROGRESS BILLING	134,951.38	109,501.68	9/16/2004	9/16/2004	12/31/2018	ALLIANCE CONTRACTING, LLC	DEMOLITION, DEBRIS LOADING, HAULING & DISPOSAL AT TMK:3-4- 15:27, PALOLO VALLEY JOB#500BO35A.	ENGINEERING DIVISION MONITORS PROGRESS AND VERIFIES INVOICE FOR PAYMENT	N	S
LNR153	B	6616.21	M	100,000.00	93,383.79	11/27/2018	7/1/2018	6/30/2019	RESEARCH CORPORATION OF THE	HI MARINE RECREATIONAL FISING SURVEY-CONTRACT PERIOD 07/1/18- 06/30/23 PROJ #6846(MASTER & AMENDMENT #1)	MONTHLY INVOICING; PROJECT LEADERS MONITORS DAILY WORK/ACTIVITIES; YEARLY REPORTS; DAR PROGRAM MANAGER PROVIDES GENERAL OVERSIGHT.	Y	S
LNR172	B	22273.25		64,217.00	41,943.75	6/9/2005	4/1/2005	CLOSED	NEAULANI INC.	FOREST STEWARDSHIP OF OLA HONUA FOR FY 2005 TOTAL CONTRACT AMT FOR 10 YR PERIOD IS 493474 1ST YR-30021 2ND YR- 37417 3RD YR-46117 4TH YR-46817	PROGRAM MANAGERS MONITOR PROGRESS AND VERIFY INVOICE FOR PAYMENT	N	S
LNR172	B	7367.46	O - USUALLY 2X PER YEAR	40,190.00	32,822.54	11/25/2008	11/3/2008	6/30/2023	MAUI LAND & PINEAPPLE COMPANY,	HONOLUA WAO KELE FOREST STEWARDSHIP PROJECT; MULTI- TERM CONTRACT FOR TEN (10) YRS; 08-DG-1105-2021-193	PROGRAM MANAGERS MONITOR PROGRESS AND VERIFY INVOICE FOR PAYMENT	N	S
LNR172	A	0	O - USUALLY 2X PER YEAR	41,090.00	41,090.00	11/25/2008	11/3/2008	6/30/2023	MAUI LAND & PINEAPPLE COMPANY,	HONOLUA WAO KELE FOREST STEWARDSHIP PROJECT; MULTI- TERM CONTRACT FOR TEN (10) YRS; 08-DG-1105-2021-193	PROGRAM MANAGERS MONITOR PROGRESS AND VERIFY INVOICE FOR PAYMENT	N	S
LNR172	B	0	O - USUALLY 2X PER YEAR	41,990.00	41,990.00	11/25/2008	11/3/2008	6/30/2023	MAUI LAND & PINEAPPLE COMPANY,	HONOLUA WAO KELE FOREST STEWARDSHIP PROJECT; MULTI- TERM CONTRACT FOR TEN (10) YRS; 08-DG-1105-2021-193	PROGRAM MANAGERS MONITOR PROGRESS AND VERIFY INVOICE FOR PAYMENT	N	S
LNR172	B	32578.39	O - USUALLY 2X PER YEAR	41,656.50	9,078.11	11/4/2009	8/18/2009	9/25/2022	WAIKOLOA DRY FOREST INITIATIVE	MANAGE THE NATURAL RESOURCES OF THE 275 ACRES OF THE WAIKOLOA DRY FOREST FOREST RECOVERY PROJECT / MULTI TERM APPROVAL (13 YRS)/ GOV'S APPRVL	PROGRAM MANAGERS MONITOR PROGRESS AND VERIFY INVOICE FOR PAYMENT	N	S
LNR172	B	22250	O - USUALLY 2X PER YEAR	31,250.00	9,000.00	5/23/2012	5/4/2012	9/30/2025	HUI KU MAOLI OLA LLC	FOREST STEWARDSHIP AGREEMENT TO IMPLEMENT APPROVED FOREST STEWARDSHIP MANAGEMENT PLAN 2012 MULTI-TERM & GOVERNOR'S APPROVAL	PROGRAM MANAGERS MONITOR PROGRESS AND VERIFY INVOICE FOR PAYMENT	N	S
LNR172	B	0	O - USUALLY 2X PER YEAR	31,250.00	31,250.00	5/23/2012	5/4/2012	9/30/2025	HUI KU MAOLI OLA LLC	FOREST STEWARDSHIP AGREEMENT TO IMPLEMENT APPROVED FOREST STEWARDSHIP MANAGEMENT PLAN 2012 MULTI-TERM & GOVERNOR'S APPROVAL	PROGRAM MANAGERS MONITOR PROGRESS AND VERIFY INVOICE FOR PAYMENT	N	S

Department of Land and Natural Resources  
Active Contracts as of December 1, 2018

Table 14

LNR101	B	25449.7	O-PERIODIC PROGRESS BILLING	134,951.38	109,501.68	9/16/2004	9/16/2004	12/31/2018	ALLIANCE CONTRACTING, LLC	DEMOLITION, DEBRIS LOADING, HAULING & DISPOSAL AT TMK:3-4- 15:27, PALOLO VALLEY JOB#500BO35A.	ENGINEERING DIVISION MONITORS PROGRESS AND VERIFIES INVOICE FOR PAYMENT	N	S
LNR172	B	2005		2,225.00	220.00	3/12/2013	3/12/2013	CLOSED	INABA ENGINEERING INC.	SURVEYING & MARKING PORTIONS OF KAUU FOREST RESERVE BOUNDARY & ADJACENT LANDS TO IMPR. PUBLIC ACCESS TO THE FOREST RESERVE OPT TO EXTEN 2- 12MOS.	PROGRAM MANAGERS MONITOR PROGRESS AND VERIFY INVOICE FOR PAYMENT	N	S
LNR172	B	0		1,669.00	1,669.00	4/8/2013	4/8/2013	CLOSED	ROCK'N H FENCING LLC	INSTALL UNGULATE PROOF FENCING ON LEEWARD HALEAKALA, MAUI	PROGRAM MANAGERS MONITOR PROGRESS AND VERIFY INVOICE FOR PAYMENT	N	S
LNR172	P	2210.88	M	3,000.00	789.12	4/8/2014	4/1/2016	3/30/2019	1955 MAIN STREET MGMT LLC	LEASE#75-23-0600 FOR 1955 MAIN ST STE 301,400 DLNR-FORESTRY & WILD LIFE- MAUI BRANCH HOLDOVER CLAUSE, OPT TO EXTEND 4YRS 11 MOS.	PROGRAM MANAGERS MONITOR PROGRESS AND VERIFY INVOICE FOR PAYMENT	N	S
LNR172	P	0	M	3,500.00	3,500.00	4/8/2014	4/1/2016	3/30/2019	1955 MAIN STREET MGMT LLC	LEASE#75-23-0600 FOR 1955 MAIN ST STE 301,400 DLNR-FORESTRY & WILD LIFE- MAUI BRANCH HOLDOVER CLAUSE, OPT TO EXTEND 4YRS 11 MOS.	PROGRAM MANAGERS MONITOR PROGRESS AND VERIFY INVOICE FOR PAYMENT	N	S
LNR172	A	6267.4	O - USUALLY 2X PER YEAR	10,195.20	3,927.80	4/15/2014	4/15/2014	6/30/1934	SAIVA SIDDHANTA CHURCH	MANAGEMENT OF THE SAIVA SIDDHANTA CHURCH FOREST STEWARDSHIP PROJECT AREA MULTI- TERM	PROGRAM MANAGERS MONITOR PROGRESS AND VERIFY INVOICE FOR PAYMENT	N	S
LNR172	B	0	O - USUALLY 2X PER YEAR	14,643.90	14,643.90	4/15/2014	4/15/2014	6/30/1934	SAIVA SIDDHANTA CHURCH	MANAGEMENT OF THE SAIVA SIDDHANTA CHURCH FOREST STEWARDSHIP PROJECT AREA MULTI- TERM	PROGRAM MANAGERS MONITOR PROGRESS AND VERIFY INVOICE FOR PAYMENT	N	S
LNR172	B	16156.89	O - USUALLY 2X PER YEAR	22,357.00	6,200.11	4/24/2014	4/24/2014	6/30/2024	KAUPAKUEA ORCHARDS LLC	MANAGEMENT OF THE KAUPAKUEA ORCHARDS LLC FOREST STEWARDSHIP PROJECT AREA	PROGRAM MANAGERS MONITOR PROGRESS AND VERIFY INVOICE FOR PAYMENT	N	S
LNR172	B	0	O - USUALLY 2X PER YEAR	19,650.00	19,650.00	4/24/2014	4/24/2014	6/30/2024	KAUPAKUEA ORCHARDS LLC	MANAGEMENT OF THE KAUPAKUEA ORCHARDS LLC FOREST STEWARDSHIP PROJECT AREA	PROGRAM MANAGERS MONITOR PROGRESS AND VERIFY INVOICE FOR PAYMENT	N	S
LNR172	B	0	O - USUALLY 2X PER YEAR	19,821.00	19,821.00	4/24/2014	4/24/2014	6/30/2024	KAUPAKUEA ORCHARDS LLC	MANAGEMENT OF THE KAUPAKUEA ORCHARDS LLC FOREST STEWARDSHIP PROJECT AREA	PROGRAM MANAGERS MONITOR PROGRESS AND VERIFY INVOICE FOR PAYMENT	N	S

Department of Land and Natural Resources  
Active Contracts as of December 1, 2018

Table 14

LNR101	B	25449.7	O-PERIODIC PROGRESS BILLING	134,951.38	109,501.68	9/16/2004	9/16/2004	12/31/2018	ALLIANCE CONTRACTING, LLC	DEMOLITION, DEBRIS LOADING, HAULING & DISPOSAL AT TMK:3-4- 15:27, PALOLO VALLEY JOB#500BO35A.	ENGINEERING DIVISION MONITORS PROGRESS AND VERIFIES INVOICE FOR PAYMENT	N	S
LNR172	A	0	O - USUALLY 2X PER YEAR	4,836.00	4,836.00	4/24/2014	4/24/2014	6/30/2024	KAUPAKUEA ORCHARDS LLC	MANAGEMENT OF THE KAUPAKUEA ORCHARDS LLC FOREST STEWARDSHIP PROJECT AREA	PROGRAM MANAGERS MONITOR PROGRESS AND VERIFY INVOICE FOR PAYMENT	N	S
LNR172	B	0	O - USUALLY 2X PER YEAR	2,877.00	2,877.00	4/24/2014	4/24/2014	6/30/2024	KAUPAKUEA ORCHARDS LLC	MANAGEMENT OF THE KAUPAKUEA ORCHARDS LLC FOREST STEWARDSHIP PROJECT AREA	PROGRAM MANAGERS MONITOR PROGRESS AND VERIFY INVOICE FOR PAYMENT	N	S
LNR172	P	132202.07	O - USUALLY 2X PER YEAR	135,414.00	3,211.93	9/24/2015	7/19/2015	7/18/2018	FRIENDS OF HAWAII'S URBAN	MANAGEMENT & COORDINATION OF THE KAULUNANI, RUBAN & COMMUNITY FORESTY PROGRAM RFI UCF-FY16	PROGRAM MANAGERS MONITOR PROGRESS AND VERIFY INVOICE FOR PAYMENT	N	S
LNR172	B	1473.63	O - AS PROJECT TASKS COMPLETED	29,521.75	28,048.12	2/24/2016	11/25/2015	6/30/2030	HIIPAKA, LLC	WAIMEA VALLEY FOREST STEWARDSHIP MANAGEMENT PLAN	PROGRAM MANAGERS MONITOR PROGRESS AND VERIFY INVOICE FOR PAYMENT	N	S
LNR172	A	1125	O- QUARTERLY	20,000.00	18,875.00	6/29/2016	6/1/2016	12/1/2018	KUPU	MANAGE & COORDINATE THE YOUTH CONSERVATION CORPS RFP- YCC17 OPT TO EXTEND 2-12MOS.	PROGRAM MANAGERS MONITOR PROGRESS AND VERIFY INVOICE FOR PAYMENT	N	S
LNR172	B	35352.4	O-PERIODIC PROGRESS BILLING	79,525.00	44,172.60	5/17/2017	6/2/2017	12/31/2021	OMIZU ARCHITECTURE INC.	EDUCATION SHELTER IN MOANALUA VALLEY EDUCATION FOREST, OAHU, HAWAII JOB NO D00AO63A	ENGINEERING DIVISION MONITORS PROGRESS AND VERIFIES INVOICE FOR PAYMENT	N	S
LNR172	A	11037	O - USUALLY 2X PER YEAR	30,600.00	19,563.00	5/25/2017	3/21/2017	3/21/2032	HALEAKALA RANCH COMPANY	FOREST STEWARDSHIP MANAGEMENT PLAN NATIVE FOREST RESTORATION AT UKULELE HALEAKALA RANCH, MAUI	PROGRAM MANAGERS MONITOR PROGRESS AND VERIFY INVOICE FOR PAYMENT	N	S
LNR172	B	0	O - USUALLY 2X PER YEAR	36,875.00	36,875.00	5/25/2017	3/21/2017	3/21/2032	HALEAKALA RANCH COMPANY	FOREST STEWARDSHIP MANAGEMENT PLAN NATIVE FOREST RESTORATION AT UKULELE HALEAKALA RANCH, MAUI	PROGRAM MANAGERS MONITOR PROGRESS AND VERIFY INVOICE FOR PAYMENT	N	S
LNR172	A	23541.68	O - AS PROJECT TASKS COMPLETED	94,374.40	70,832.72	6/16/2017	6/8/2017	6/7/2018	FOREST SOLUTIONS INC.	CONDUCT INVENTORY OF SANTALUM SPECIES ON HI ISLAND RFP#SCANDL-17	PROGRAM MANAGERS MONITOR PROGRESS AND VERIFY INVOICE FOR PAYMENT	N	S



Department of Land and Natural Resources  
Active Contracts as of December 1, 2018

Table 14

LNR101	B	25449.7	O-PERIODIC PROGRESS BILLING	134,951.38	109,501.68	9/16/2004	9/16/2004	12/31/2018	ALLIANCE CONTRACTING, LLC	DEMOLITION, DEBRIS LOADING, HAULING & DISPOSAL AT TMK:3-4- 15:27, PALOLO VALLEY JOB#500BO35A.	ENGINEERING DIVISION MONITORS PROGRESS AND VERIFIES INVOICE FOR PAYMENT	N	S
LNR172	B	0	O	190,684.00	190,684.00	11/1/2017	7/11/2017	6/30/2023	MAUI LAND & PINEAPPLE COMPANY,	ENCUMBRANCE F/CONSERVATION MANAGEMENT PLAN OF PUU KUKUI PRESERVE, MAUI TERM 7/11-17- 6/30/23 (2018 173700.,2019 200720, 2020 208749, 2021 217099	PROGRAM MANAGERS MONITOR PROGRESS AND VERIFY INVOICE FOR PAYMENT	N	S
LNR172	A	13000	O	30,000.00	17,000.00	6/13/2018	6/7/2018	6/6/2019	KA AHAHUI O KA NAHELEHELE	GIA - SEED VIABILITY TESTING CAPABILITIES	PROGRAM MANAGERS MONITOR PROGRESS AND VERIFY INVOICE FOR PAYMENT	N	S
LNR172	A	25000	O	50,000.00	25,000.00	7/23/2018	7/1/2017	6/19/2019	WAIKOLOA DRY FOREST INITIATIVE	GIA - OPERATIONAL & PROJECT SUPPORT F/OUTREACH & EDUCATIONAL PROGRAMS	PROGRAM MANAGERS MONITOR PROGRESS AND VERIFY INVOICE FOR PAYMENT	N	S
LNR401	A	3605.08	M	20,000.00	16,394.92	10/5/2009	7/1/2017	6/30/2018	RESEARCH CORPORATION OF THE	MAUI/OAHU MARINE RESOURCES ASSESSMENT.	MONTHLY INVOICING; PROJECT LEADERS MONITORS DAILY WORK/ACTIVITIES; YEARLY REPORTS; DAR PROGRAM MANAGER PROVIDES GENERAL OVERSIGHT.	Y	G
LNR401	P	265347.29	M	285,000.00	19,652.71	8/24/2011	7/1/2017	6/30/2018	RESEARCH CORPORATION OF THE	HAWAII MARINE RECREATIONAL FISHING SURVEY	MONTHLY INVOICING; PROJECT LEADERS MONITORS DAILY WORK/ACTIVITIES; YEARLY REPORTS; DAR PROGRAM MANAGER PROVIDES GENERAL OVERSIGHT.	Y	S
LNR401	N	341125.34	M	425,500.00	84,374.66	8/24/2011	7/1/2015	6/30/2016	RESEARCH CORPORATION OF THE	INVESTIGATION OF ESTUARINE HABITATS	MONTHLY INVOICING; PROJECT LEADERS MONITORS DAILY WORK/ACTIVITIES; YEARLY REPORTS; DAR PROGRAM MANAGER PROVIDES GENERAL OVERSIGHT.	Y	S
LNR401	N	82703.19	M	109,500.00	26,796.81	8/24/2011	7/1/2015	6/30/2016	RESEARCH CORPORATION OF THE	INVESTIGATION OF ESTUARINE HABITATS	MONTHLY INVOICING; PROJECT LEADERS MONITORS DAILY WORK/ACTIVITIES; YEARLY REPORTS; DAR PROGRAM MANAGER PROVIDES GENERAL OVERSIGHT.	Y	S

Department of Land and Natural Resources  
Active Contracts as of December 1, 2018

Table 14

LNR101	B	25449.7	O-PERIODIC PROGRESS BILLING	134,951.38	109,501.68	9/16/2004	9/16/2004	12/31/2018	ALLIANCE CONTRACTING, LLC	DEMOLITION, DEBRIS LOADING, HAULING & DISPOSAL AT TMK:3-4- 15:27, PALOLO VALLEY JOB#500BO35A.	ENGINEERING DIVISION MONITORS PROGRESS AND VERIFIES INVOICE FOR PAYMENT	N	S
LNR401	N	636342.45	M	649,670.00	1,227.55	8/24/2011	7/1/2016	6/30/2017	RESEARCH CORPORATION OF THE	INVESTIGATION OF ESTUARINE HABITATS	MONTHLY INVOICING; PROJECT LEADERS MONITORS DAILY WORK/ACTIVITIES; YEARLY REPORTS; DAR PROGRAM MANAGER PROVIDES GENERAL OVERSIGHT.	Y	S
LNR401	N	85884.27	M	120,330.00	34,445.73	8/24/2011	7/1/2016	6/30/2017	RESEARCH CORPORATION OF THE	INVESTIGATION OF ESTUARINE HABITATS	MONTHLY INVOICING; PROJECT LEADERS MONITORS DAILY WORK/ACTIVITIES; YEARLY REPORTS; DAR PROGRAM MANAGER PROVIDES GENERAL OVERSIGHT.	Y	S
LNR401	N	343259.37	M	446,780.00	103,520.63	8/24/2011	7/1/2017	6/30/2018	RESEARCH CORPORATION OF THE	INVESTIGATION OF ESTUARINE HABITATS	MONTHLY INVOICING; PROJECT LEADERS MONITORS DAILY WORK/ACTIVITIES; YEARLY REPORTS; DAR PROGRAM MANAGER PROVIDES GENERAL OVERSIGHT.	Y	S
LNR401	N	104251.66	M	134,720.00	30,468.34	8/24/2011	7/1/2017	6/30/2018	RESEARCH CORPORATION OF THE	INVESTIGATION OF ESTUARINE HABITATS	MONTHLY INVOICING; PROJECT LEADERS MONITORS DAILY WORK/ACTIVITIES; YEARLY REPORTS; DAR PROGRAM MANAGER PROVIDES GENERAL OVERSIGHT.	Y	S
LNR401	N	67859.01	M	107,500.00	39,640.99	8/24/2011	7/1/2017	6/30/2018	RESEARCH CORPORATION OF THE	INVESTIGATION OF ESTUARINE HABITATS	MONTHLY INVOICING; PROJECT LEADERS MONITORS DAILY WORK/ACTIVITIES; YEARLY REPORTS; DAR PROGRAM MANAGER PROVIDES GENERAL OVERSIGHT.	Y	S
LNR401	T	240,073.30		250,000.00	9,926.70	9/24/2013	7/1/2013	6/30/2014	AECOS, INC.	FOR SERVICES RENDERED IN CONNECTION WITH THE MOLASSES SPILL IN HONOLULU HARBOR	CONTRACT COMPLETED		

Department of Land and Natural Resources  
Active Contracts as of December 1, 2018

Table 14

LNR101	B	25449.7	O-PERIODIC PROGRESS BILLING	134,951.38	109,501.68	9/16/2004	9/16/2004	12/31/2018	ALLIANCE CONTRACTING, LLC	DEMOLITION, DEBRIS LOADING, HAULING & DISPOSAL AT TMK:3-4- 15:27, PALOLO VALLEY JOB#500BO35A.	ENGINEERING DIVISION MONITORS PROGRESS AND VERIFIES INVOICE FOR PAYMENT	N	S
LNR401	P	378535.78	M	386,261.00	7,725.22	6/16/2017	7/1/2015	6/30/2016	CASCADIA RESEARCH COLLECTIVE	COOPERATIVE CONSERVATION & LONG TERM MANAGEMENT OF FAISE KILLER WHALES ENDANGERED CETACEANS IN HI	MONTHLY INVOICING; PROJECT LEADERS MONITORS DAILY WORK/ACTIVITIES; YEARLY REPORTS; DAR PROGRAM MANAGER PROVIDES GENERAL OVERSIGHT.	Y	S
LNR401	A	10000	M	45,000.00	35,000.00	6/13/2018	7/1/2017	6/30/2018	MALAMA PUPUKEA - WAIMEA	REDUCING LAND-BASED SEDIMENT TO THE PUPUKEA MLCD	MONTHLY INVOICING; PROJECT LEADERS MONITORS DAILY WORK/ACTIVITIES; YEARLY REPORTS; DAR PROGRAM MANAGER PROVIDES GENERAL OVERSIGHT.	Y	G
LNR401	N	132942.23	M	401,340.00	268,397.77	8/31/2018	7/1/2018	6/30/2019	RESEARCH CORPORATION OF THE	INVESTIGATION OF ESTUARINE HABITATS - PROJ #6845	MONTHLY INVOICING; PROJECT LEADERS MONITORS DAILY WORK/ACTIVITIES; YEARLY REPORTS; DAR PROGRAM MANAGER PROVIDES GENERAL OVERSIGHT.	Y	S
LNR401	N	32128.29	M	120,160.00	88,031.71	8/31/2018	7/1/2018	6/30/2019	RESEARCH CORPORATION OF THE	INVESTIGATION OF ESTUARINE HABITATS - PROJ #6845	MONTHLY INVOICING; PROJECT LEADERS MONITORS DAILY WORK/ACTIVITIES; YEARLY REPORTS; DAR PROGRAM MANAGER PROVIDES GENERAL OVERSIGHT.	Y	S
LNR401	N	16103.02	M	75,000.00	58,896.98	8/31/2018	7/1/2018	6/30/2019	RESEARCH CORPORATION OF THE	INVESTIGATION OF ESTUARINE HABITATS - PROJ #6845	MONTHLY INVOICING; PROJECT LEADERS MONITORS DAILY WORK/ACTIVITIES; YEARLY REPORTS; DAR PROGRAM MANAGER PROVIDES GENERAL OVERSIGHT.	Y	S
LNR401	A	0	M	28,000.00	28,000.00	8/31/2018	7/1/2018	6/30/2019	RESEARCH CORPORATION OF THE	STATEWIDE MARINE RESOURCE ASSESSMENT - PROJ #6847	MONTHLY INVOICING; PROJECT LEADERS MONITORS DAILY WORK/ACTIVITIES; YEARLY REPORTS; DAR PROGRAM MANAGER PROVIDES GENERAL OVERSIGHT.	Y	G

Department of Land and Natural Resources  
Active Contracts as of December 1, 2018

Table 14

LNR101	B	25449.7	O-PERIODIC PROGRESS BILLING	134,951.38	109,501.68	9/16/2004	9/16/2004	12/31/2018	ALLIANCE CONTRACTING, LLC	DEMOLITION, DEBRIS LOADING, HAULING & DISPOSAL AT TMK:3-4- 15:27, PALOLO VALLEY JOB#500BO35A.	ENGINEERING DIVISION MONITORS PROGRESS AND VERIFIES INVOICE FOR PAYMENT	N	S
LNR401	P	53333	M	335,000.00	281,667.00	11/27/2018	7/1/2018	6/30/2019	RESEARCH CORPORATION OF THE	HI MARINE RECREATIONAL FISING SURVEY-CONTRACT PERIOD 07/1/18- 06/30/23 PROJ #6846(MASTER & AMENDMENT #1)	MONTHLY INVOICING; PROJECT LEADERS MONITORS DAILY WORK/ACTIVITIES; YEARLY REPORTS; DAR PROGRAM MANAGER PROVIDES GENERAL OVERSIGHT.	Y	S
LNR402	N	16567.95	O	20,000.00	3,432.05	12/24/2012	11/26/2012	CLOSED	TRI-ISLE RESOURCE CONSERVATION	LEEWARD HALEAKALA WATERSHED WP 13-IMPLEMENTATION OF WATERSHED PARTNERSHIP MANAGEMENT PLANS	PROGRAM MANAGERS MONITOR PROGRESS AND VERIFY INVOICE FOR PAYMENT	N	S
LNR402	N	466169	O	470,300.00	4,131.00	4/8/2013	4/8/2013	CLOSED	ROCK'N H FENCING LLC	INSTALL UNGULATE PROOF FENCING ON LEEWARD HALEAKALA, MAUI	PROGRAM MANAGERS MONITOR PROGRESS AND VERIFY INVOICE FOR PAYMENT	N	S
LNR402	P	195338.29	O	232,260.00	36,921.71	6/1/2016			KAMMAN HYDROLOGY &	MANA PLAIN WETLAND RESTORATION PROJECT, WAIMEA, KAUAI JOB#D00XK60A	ENGINEERING DIVISION MONITORS PROGRESS AND VERIFY INVOICE FOR PAYMENT	N	S
LNR402	T	0	O	20,000.00	20,000.00	6/29/2016	6/1/2016	12/1/2018	KUPU	MANAGE & COORDINATE THE YOUTH CONSERVATION CORPS RFP- YCC17 OPT TO EXTEND 2-12MOS.	PROGRAM MANAGERS MONITOR PROGRESS AND VERIFY INVOICE FOR PAYMENT	N	S
LNR402	P	463427.84	O	500,000.00	36,572.16	12/1/2016	7/1/2016	12/31/2018	ZOOLOGICAL SOCIETY OF	TO OPERATE THE MAUI BIRD CONSERVATION CTR CAPTIVE PROPAGATION FACILITY A OLINDA MAUI & CONDUCT RELATED HAWN FOREST BIRD CONSERVATION & RESTORATIO	PROGRAM MANAGERS MONITOR PROGRESS AND VERIFY INVOICE FOR PAYMENT	N	S
LNR402	A	142000	O	158,000.00	16,000.00	2/28/2017	7/1/2016	6/30/2019	HAWAII WILDFIRE MANAGEMENT	WILDLIFE PREVENTION & HAZARD REDUCTION MEASURES IN HIGH- RISH FIRE-PRONE COMMUNITIES & SENSITIVE NATURAL RESOURCE AREAS	PROGRAM MANAGERS MONITOR PROGRESS AND VERIFY INVOICE FOR PAYMENT	N	S
LNR402	A	181771.48	O	340,000.00	158,228.52	3/31/2017	3/20/2017	6/30/2020	NATURE CONSERVANCY, THE	KAUAI WATERSHED ALLIANCE WATERSHED PARTNERSHIP PROGRAM RFP #WP#17	PROGRAM MANAGERS MONITOR PROGRESS AND VERIFY INVOICE FOR PAYMENT	N	S
LNR402	A	59437	O	118,874.00	59,437.00	2/20/2018	7/1/2017	6/30/2020	MALAMA O PUNA	GIA - KEAUOHANA FOREST RESTORATION	PROGRAM MANAGERS MONITOR PROGRESS AND VERIFY INVOICE FOR PAYMENT	N	S

Department of Land and Natural Resources  
Active Contracts as of December 1, 2018

Table 14

LNR101	B	25449.7	O-PERIODIC PROGRESS BILLING	134,951.38	109,501.68	9/16/2004	9/16/2004	12/31/2018	ALLIANCE CONTRACTING, LLC	DEMOLITION, DEBRIS LOADING, HAULING & DISPOSAL AT TMK:3-4- 15:27, PALOLO VALLEY JOB#500BO35A.	ENGINEERING DIVISION MONITORS PROGRESS AND VERIFIES INVOICE FOR PAYMENT	N	S
LNR402	T	0	O	115,038.80	115,038.80	3/2/2018	2/16/2018	2/15/2019	JBH, LTD	CONSTRUCTION OF A PREDATOR- PROOF RARE SNAIL ENCLOSURE.	PROGRAM MANAGERS MONITOR PROGRESS AND VERIFY INVOICE FOR PAYMENT	N	S
LNR402	A	5092	O	50,922.00	45,830.00	4/6/2018	1/31/2018	6/30/2020	MALAMA KAHALAWAI, INC.	WEST MAUI MOUNTAINS WATERSHED PARTNERSHIP (FY 2018 ENCUMBRANCE)	PROGRAM MANAGERS MONITOR PROGRESS AND VERIFY INVOICE FOR PAYMENT	N	S
LNR402	A	0	O	50,922.00	50,922.00	4/6/2018	1/31/2018	6/30/2020	MALAMA KAHALAWAI, INC.	WEST MAUI MOUNTAINS WATERSHED PARTNERSHIP (FY 2018 ENCUMBRANCE)	PROGRAM MANAGERS MONITOR PROGRESS AND VERIFY INVOICE FOR PAYMENT	N	S
LNR402	A	21031.97	O	90,000.00	68,968.03	4/6/2018	1/31/2018	6/30/2020	NATURE CONSERVANCY, THE	EAST MOLOKAI WATERSHED PARTNERSHIP (SOUTH & EAST SLOPE MANAGEMENT) FY 18 ENCUMBRANCE	PROGRAM MANAGERS MONITOR PROGRESS AND VERIFY INVOICE FOR PAYMENT	N	S
LNR402	A	0	O	90,000.00	90,000.00	4/6/2018	1/31/2018	6/30/2020	NATURE CONSERVANCY, THE	EAST MOLOKAI WATERSHED PARTNERSHIP (SOUTH & EAST SLOPE MANAGEMENT) FY 18 ENCUMBRANCE	PROGRAM MANAGERS MONITOR PROGRESS AND VERIFY INVOICE FOR PAYMENT	N	S
LNR402	A	28820	O	298,000.00	269,180.00	4/9/2018	1/31/2018	6/30/2020	NATURE CONSERVANCY, THE	KAUAI WATERSHED ALLIANCE IMPLEMENTATION OF WATERSHED PROTECTION PLAN (01/31/18- 06/30/20) FY 18 ENCUMBRANCE RFP #WP18-19	PROGRAM MANAGERS MONITOR PROGRESS AND VERIFY INVOICE FOR PAYMENT	N	S
LNR402	A	0	O	32,340.00	32,340.00	4/9/2018	1/31/2018	6/30/2020	NATURE CONSERVANCY, THE	KAUAI WATERSHED ALLIANCE IMPLEMENTATION OF WATERSHED PROTECTION PLAN (01/31/18- 06/30/20) FY 18 ENCUMBRANCE RFP #WP18-19	PROGRAM MANAGERS MONITOR PROGRESS AND VERIFY INVOICE FOR PAYMENT	N	S
LNR402	A	0	O	298,000.00	298,000.00	4/9/2018	1/31/2018	6/30/2020	NATURE CONSERVANCY, THE	KAUAI WATERSHED ALLIANCE IMPLEMENTATION OF WATERSHED PROTECTION PLAN (01/31/18- 06/30/20) FY 18 ENCUMBRANCE RFP #WP18-19	PROGRAM MANAGERS MONITOR PROGRESS AND VERIFY INVOICE FOR PAYMENT	N	S
LNR402	A	42421.21	O	170,000.00	127,578.79	4/17/2018	2/6/2018	2/5/2020	KOHALA CENTER INC., THE	IMPLEMENTATION OF WATERSHED PARTNERSHIP MANAGEMENT PLANS RFP WP18-19 FY 19 170,000 OPT TO EXTEND 1-24MOS.	PROGRAM MANAGERS MONITOR PROGRESS AND VERIFY INVOICE FOR PAYMENT	N	S

Department of Land and Natural Resources  
Active Contracts as of December 1, 2018

Table 14

LNR101	B	25449.7	O-PERIODIC PROGRESS BILLING	134,951.38	109,501.68	9/16/2004	9/16/2004	12/31/2018	ALLIANCE CONTRACTING, LLC	DEMOLITION, DEBRIS LOADING, HAULING & DISPOSAL AT TMK:3-4- 15:27, PALOLO VALLEY JOB#500BO35A.	ENGINEERING DIVISION MONITORS PROGRESS AND VERIFIES INVOICE FOR PAYMENT	N	S
LNR402	T	0	O	90,000.00	90,000.00	4/17/2018	2/6/2018	2/5/2020	KOHALA CENTER INC., THE	IMPLEMENTATION OF WATERSHED PARTNERSHIP MANAGEMENT PLANS RFP WP18-19 FY 19 170,000OPT TO EXTEND 1-24MOS.	PROGRAM MANAGERS MONITOR PROGRESS AND VERIFY INVOICE FOR PAYMENT	N	S
LNR402	A	0	O	170,000.00	170,000.00	4/17/2018	2/6/2018	2/5/2020	KOHALA CENTER INC., THE	IMPLEMENTATION OF WATERSHED PARTNERSHIP MANAGEMENT PLANS RFP WP18-19 FY 19 170,000OPT TO EXTEND 1-24MOS.	PROGRAM MANAGERS MONITOR PROGRESS AND VERIFY INVOICE FOR PAYMENT	N	S
LNR402	A	160000	O	200,000.00	40,000.00	6/7/2018	7/1/2017	6/30/2020	BIG ISLAND RESOURCE	GRANT IN AID - ALBIZIA HAZARD MITIGATION PLAN(SOUTH HILO, HAWAII)	PROGRAM MANAGERS MONITOR PROGRESS AND VERIFY INVOICE FOR PAYMENT	N	S
LNR402	A	75000	O	100,000.00	25,000.00	6/13/2018	6/22/2010	6/22/2017	HAWAIIAN ISLANDS LAND TRUST	GIA - MULTI-ISLAND STEWARDSHIP INITIATIVE	PROGRAM MANAGERS MONITOR PROGRESS AND VERIFY INVOICE FOR PAYMENT	N	S
LNR402	A	150000	O	200,000.00	50,000.00	6/15/2018	7/1/2017	6/30/2020	KUPU	GRANT IN AID HAWAII YOUTH CONSERVATION CAMP	PROGRAM MANAGERS MONITOR PROGRESS AND VERIFY INVOICE FOR PAYMENT	N	S
LNR404	A	198,140.08	O- UPON COMPLETION OF TASK	200,000.00	1,859.92	6/10/2015	6/22/2015	6/22/2019	BAUER, GLENN ROLF	GROUND WATER USE REPORTING OUTREACH PROGRAM	QUARTERLY OR MORE FREQUENT MEETINGS OR TELECONFERENCES; INVOICES COMPARED WITH SCOPE OF WORK, PAYMENT AND COMPENSATION SCHEDULE.	N	S
LNR404	B	0.00	O- UPON COMPLETION OF TASK	13,403.06	13,403.06	6/10/2015	6/22/2015	6/22/2019	BAUER, GLENN ROLF	GROUND WATER USE REPORTING OUTREACH PROGRAM	QUARTERLY OR MORE FREQUENT MEETINGS OR TELECONFERENCES; INVOICES COMPARED WITH SCOPE OF WORK, PAYMENT AND COMPENSATION SCHEDULE.	N	S

Department of Land and Natural Resources  
Active Contracts as of December 1, 2018

Table 14

LNR101	B	25449.7	O-PERIODIC PROGRESS BILLING	134,951.38	109,501.68	9/16/2004	9/16/2004	12/31/2018	ALLIANCE CONTRACTING, LLC	DEMOLITION, DEBRIS LOADING, HAULING & DISPOSAL AT TMK:3-4- 15:27, PALOLO VALLEY JOB#500BO35A.	ENGINEERING DIVISION MONITORS PROGRESS AND VERIFIES INVOICE FOR PAYMENT	N	S
LNR404	A	100,000.00	O- QUARTERLY	155,000.00	55,000.00	5/10/2016	6/1/2016	5/31/2019	U.S. GEOLOGICAL SURVEY	JOINT FUNDING AGREEMENT TO EVALUATE WATER RESOURCE MONITORING NEEDS IN HAWAII -	QUARTERLY OR MORE FREQUENT MEETINGS OR TELECONFERENCES; INVOICES COMPARED WITH SCOPE OF WORK, PAYMENT AND COMPENSATION SCHEDULE.	N	S
LNR404	A	45,000.00	O- QUARTERLY	50,000.00	5,000.00	6/3/2016	6/1/2016	10/31/2018	U.S. GEOLOGICAL SURVEY	JOINT FUNDING AGREEMENT TO QUANTIFY THE IMPACT OF NATIVE & NON-NATIVE PLANT SPECIES ON FRESHWATER AVAILABILITY ON MAUI,	QUARTERLY OR MORE FREQUENT MEETINGS OR TELECONFERENCES; INVOICES COMPARED WITH SCOPE OF WORK, PAYMENT AND COMPENSATION SCHEDULE.	N	S
LNR404	A	63,246.05	O- UPON COMPLETION OF TASK	74,827.20	11,581.15	8/3/2016	6/6/2016	6/30/2017	OCEANIT LABORATORIES, INC.	MAINTENANCE & ENHANCEMENT OF THE COMMISSION ON WATER RESOURCE MANAGEMENT WATER RESOURCE INFORMATION MANAGEMENT SYSTEM	QUARTERLY OR MORE FREQUENT MEETINGS OR TELECONFERENCES; INVOICES COMPARED WITH SCOPE OF WORK, PAYMENT AND COMPENSATION SCHEDULE.	N	S
LNR404	A	198,700.00	O- QUARTERLY	1,500,000.00	1,301,300.00	1/18/2017	1/1/2017	9/30/2021	U.S. GEOLOGICAL SURVEY	JOINT FUNDING AGREEMENT W/US GEOLOGICAL SURVEY FOR A COOPERATIVE STUDY T ESTIMATE LOW-FLOW CHARACTERISTICS FOR STREAMS IN HAWAII -	QUARTERLY OR MORE FREQUENT MEETINGS OR TELECONFERENCES; INVOICES COMPARED WITH SCOPE OF WORK, PAYMENT AND COMPENSATION SCHEDULE.	N	S
LNR404	N	77,400.00	M	245,415.00	168,015.00	2/3/2017	1/1/2017	12/31/2020	WATER SYSTEMS OPTIMIZATION INC	WATER LOSS AUDIT TECHNICAL ASSISTANCE AND TRAINING PROGRAM	QUARTERLY OR MORE FREQUENT MEETINGS OR TELECONFERENCES; INVOICES COMPARED WITH SCOPE OF WORK, PAYMENT AND COMPENSATION SCHEDULE.	N	S

Department of Land and Natural Resources  
Active Contracts as of December 1, 2018

Table 14

LNR101	B	25449.7	O-PERIODIC PROGRESS BILLING	134,951.38	109,501.68	9/16/2004	9/16/2004	12/31/2018	ALLIANCE CONTRACTING, LLC	DEMOLITION, DEBRIS LOADING, HAULING & DISPOSAL AT TMK:3-4- 15:27, PALOLO VALLEY JOB#500BO35A.	ENGINEERING DIVISION MONITORS PROGRESS AND VERIFIES INVOICE FOR PAYMENT	N	S
LNR404	A	35,000.00	O- QUARTERLY	80,034.07	45,034.07	8/23/2017	6/1/2017	9/30/2019	U.S. GEOLOGICAL SURVEY	JOINT FUNDING AGRMT BTWN SOH DLNR CWRM & US GEOLOGICAL SURVEY F/A COOP- ERATIVE STUDY TO ASSESS LOW-FLOW CHARACTERISTICS F/STREAMS IN SE KAUAI	QUARTERLY OR MORE FREQUENT MEETINGS OR TELECONFERENCES; INVOICES COMPARED WITH SCOPE OF WORK, PAYMENT AND COMPENSATION SCHEDULE.	N	S
LNR404	B	0.00	O- QUARTERLY	100,574.04	100,574.04	8/23/2017	6/1/2017	9/30/2019	U.S. GEOLOGICAL SURVEY	JOINT FUNDING AGRMT BTWN SOH DLNR CWRM & US GEOLOGICAL SURVEY F/A COOP- ERATIVE STUDY TO ASSESS LOW-FLOW CHARACTERISTICS F/STREAMS IN SE KAUAI	QUARTERLY OR MORE FREQUENT MEETINGS OR TELECONFERENCES; INVOICES COMPARED WITH SCOPE OF WORK, PAYMENT AND COMPENSATION SCHEDULE.	N	S
LNR404	B	0.00	O- QUARTERLY	1,912.41	1,912.41	8/23/2017	6/1/2017	9/30/2019	U.S. GEOLOGICAL SURVEY	JOINT FUNDING AGRMT BTWN SOH DLNR CWRM & US GEOLOGICAL SURVEY F/A COOP- ERATIVE STUDY TO ASSESS LOW-FLOW CHARACTERISTICS F/STREAMS IN SE KAUAI	QUARTERLY OR MORE FREQUENT MEETINGS OR TELECONFERENCES; INVOICES COMPARED WITH SCOPE OF WORK, PAYMENT AND COMPENSATION SCHEDULE.	N	S
LNR404	B	0.00	O- QUARTERLY	179.48	179.48	8/23/2017	6/1/2017	9/30/2019	U.S. GEOLOGICAL SURVEY	JOINT FUNDING AGRMT BTWN SOH DLNR CWRM & US GEOLOGICAL SURVEY F/A COOP- ERATIVE STUDY TO ASSESS LOW-FLOW CHARACTERISTICS F/STREAMS IN SE KAUAI	QUARTERLY OR MORE FREQUENT MEETINGS OR TELECONFERENCES; INVOICES COMPARED WITH SCOPE OF WORK, PAYMENT AND COMPENSATION SCHEDULE.	N	S
LNR404	A	114,200.94	M	220,010.00	105,809.06	9/20/2017	10/1/2017	10/1/2019	INTERA INCORPORATED	CONDUCT GROUND WATER USE REPORTING OUTREACH, VERIFICATION, & COMPLIANCE ON MAUI & MOLOKAI	QUARTERLY OR MORE FREQUENT MEETINGS OR TELECONFERENCES; INVOICES COMPARED WITH SCOPE OF WORK, PAYMENT AND COMPENSATION SCHEDULE.	N	S



Department of Land and Natural Resources  
Active Contracts as of December 1, 2018

Table 14

LNR101	B	25449.7	O-PERIODIC PROGRESS BILLING	134,951.38	109,501.68	9/16/2004	9/16/2004	12/31/2018	ALLIANCE CONTRACTING, LLC	DEMOLITION, DEBRIS LOADING, HAULING & DISPOSAL AT TMK:3-4- 15:27, PALOLO VALLEY JOB#500BO35A.	ENGINEERING DIVISION MONITORS PROGRESS AND VERIFIES INVOICE FOR PAYMENT	N	S
LNR404	A	0.00	M	30,000.00	30,000.00	10/18/2017	10/27/2017	10/27/2018	LANAI WATER COMPANY INC	WSAG 17: LANAI WATER EFFICIENCY IMPROVEMENT PROJECT#EA1704-01 ACT 172 - PE17-0660 - 09/17/17- 08/31/18	QUARTERLY OR MORE FREQUENT MEETINGS OR TELECONFERENCES; INVOICES COMPARED WITH SCOPE OF WORK, PAYMENT AND COMPENSATION SCHEDULE.	N	S
LNR404	A	28,115.26	M	68,006.00	39,890.74	10/24/2017	11/7/2017	5/6/2019	NATURE CONSERVANCY, THE	WSAG 17: LO'I KALO AS RETENTION BASINS: A NEW APPROACH TO DESIGNING CON- STRUCTED WETLANDS IN HAWAII'I	QUARTERLY OR MORE FREQUENT MEETINGS OR TELECONFERENCES; INVOICES COMPARED WITH SCOPE OF WORK, PAYMENT AND COMPENSATION SCHEDULE.	N	S
LNR404	A	17,875.45	M	19,470.00	1,594.55	10/31/2017	11/15/2017	5/13/2019	UNIVERSITY OF HAWAII	WSAG:17 INCREASING EFFICACY IN WATER USAGE & RECHARGE AT AL MAHAMOE, OAH THROUGH NATIVE PLANT RESTORATION & THE ESTABLISHMENT OF A HAWAIIAN	QUARTERLY OR MORE FREQUENT MEETINGS OR TELECONFERENCES; INVOICES COMPARED WITH SCOPE OF WORK, PAYMENT AND COMPENSATION SCHEDULE.	N	S
LNR404	A	0.00	M	7,500.00	7,500.00	11/1/2017	11/15/2017	11/15/2018	CENTER FOR TOMORROW'S LEADERS	WSAG17:WAI FOR HAWAII OPT TO EXTEND 2-6MOS	QUARTERLY OR MORE FREQUENT MEETINGS OR TELECONFERENCES; INVOICES COMPARED WITH SCOPE OF WORK, PAYMENT AND COMPENSATION SCHEDULE.	N	S
LNR404	A	36,186.50	M	74,293.00	38,106.50	11/1/2017	11/15/2017	11/15/2018	KA'ALA FARM, INC.	WSAG 17: KAALA FARM INC. OPT TO EXTEND 2-6MOS	QUARTERLY OR MORE FREQUENT MEETINGS OR TELECONFERENCES; INVOICES COMPARED WITH SCOPE OF WORK, PAYMENT AND COMPENSATION SCHEDULE.	N	S

Department of Land and Natural Resources  
Active Contracts as of December 1, 2018

Table 14

LNR101	B	25449.7	O-PERIODIC PROGRESS BILLING	134,951.38	109,501.68	9/16/2004	9/16/2004	12/31/2018	ALLIANCE CONTRACTING, LLC	DEMOLITION, DEBRIS LOADING, HAULING & DISPOSAL AT TMK:3-4- 15:27, PALOLO VALLEY JOB#500BO35A.	ENGINEERING DIVISION MONITORS PROGRESS AND VERIFIES INVOICE FOR PAYMENT	N	S
LNR404	A	57,000.00	M	100,000.00	43,000.00	12/22/2017	1/10/2018	1/10/2019	HOKU NUI MAUI, LLC	WSAG 17:WATER SECURITY FOR AGRICULTURE-CAPTURING & UTILIZAING ON FARM SURFACE WATER. OPT TO EXTEND 2-6MOS	QUARTERLY OR MORE FREQUENT MEETINGS OR TELECONFERENCES; INVOICES COMPARED WITH SCOPE OF WORK, PAYMENT AND COMPENSATION SCHEDULE.	N	S
LNR404	A	22000	O- UPON COMPLETION OF TASK	30,500.00	8,500.00	2/7/2018	2/1/2018	1/31/2019	TOWNSCAPE, INC.	UPDATE OF THE WATER RESOURCE PROTECTION PLAN - FEB 1 2018-JAN 31 2019	QUARTERLY OR MORE FREQUENT MEETINGS OR TELECONFERENCES; INVOICES COMPARED WITH SCOPE OF WORK, PAYMENT AND COMPENSATION SCHEDULE.	N	S
LNR404	A	0	O- QUARTERLY	460,000.00	460,000.00	10/8/2018	10/1/2018	9/30/2019	U.S. GEOLOGICAL SURVEY	JOINT FUNDING AGRMT F/STATEWIDE HYDROLOGIC DATA COLLECTION & WATER RESOURCE MONITORING (10.01.2018- 09.30.2019)	QUARTERLY OR MORE FREQUENT MEETINGS OR TELECONFERENCES; INVOICES COMPARED WITH SCOPE OF WORK, PAYMENT AND COMPENSATION SCHEDULE.	N	S
LNR404	B	0	O- QUARTERLY	97,117.00	97,117.00	10/8/2018	10/1/2018	9/30/2019	U.S. GEOLOGICAL SURVEY	JOINT FUNDING AGRMT F/STATEWIDE HYDROLOGIC DATA COLLECTION & WATER RESOURCE MONITORING (10.01.2018- 09.30.2019)	QUARTERLY OR MORE FREQUENT MEETINGS OR TELECONFERENCES; INVOICES COMPARED WITH SCOPE OF WORK, PAYMENT AND COMPENSATION SCHEDULE.	N	S
LNR407	A	556439.96	O- QUARTERLY	556,441.00	1.04	7/26/2011	7/1/2011	6/30/2017	MAUI LAND & PINEAPPLE COMPANY,	FY2012 ENCUMBRANCE MULTI- TERM CONSERVATION MGMT PLAN OF PUU KUKUI PRESERVE ON ISLAND OF MAUI	PROGRAM MANAGERS MONITOR PROGRESS AND VERIFY INVOICE FOR PAYMENT	N	S
LNR407	P	0	M	3,000.00	3,000.00	4/8/2014	4/1/2016	3/30/2019	1955 MAIN STREET MGMT LLC	LEASE#75-23-0600 FOR 1955 MAIN ST STE 301,400 DLNR-FORESTRY & WILD LIFE- MAUI BRANCH HOLDOVER CLAUSE, OPT TO EXTEND 4YRS 11 MOS.	PROGRAM MANAGERS MONITOR PROGRESS AND VERIFY INVOICE FOR PAYMENT	N	S

Department of Land and Natural Resources  
Active Contracts as of December 1, 2018

Table 14

LNR101	B	25449.7	O-PERIODIC PROGRESS BILLING	134,951.38	109,501.68	9/16/2004	9/16/2004	12/31/2018	ALLIANCE CONTRACTING, LLC	DEMOLITION, DEBRIS LOADING, HAULING & DISPOSAL AT TMK:3-4- 15:27, PALOLO VALLEY JOB#500BO35A.	ENGINEERING DIVISION MONITORS PROGRESS AND VERIFIES INVOICE FOR PAYMENT	N	S
LNR407	A	0.17	O- QUARTERLY	71,250.00	71,249.83	8/27/2014	7/1/2014	6/30/2020	NATURE CONSERVANCY, THE	FY2015 ENCUMBRANCE FOR THE NATURAL AREA PARTNERSHIP AT WAIKAMOI PRESERVE EAST MAUI IRRIGATION ADDITION	PROGRAM MANAGERS MONITOR PROGRESS AND VERIFY INVOICE FOR PAYMENT	N	S
LNR407	A	8448.61	O- QUARTERLY	8,449.00	0.39	1/7/2016	7/1/2015	6/30/2021	NATURE CONSERVANCY, THE	FY16 ENCUMBRANCE FOR THE NATURAL AREA PARTNERSHIP AT KAPUNAKEA PRESERVE	PROGRAM MANAGERS MONITOR PROGRESS AND VERIFY INVOICE FOR PAYMENT	N	S
LNR407	A	0	O- QUARTERLY	105,070.00	105,070.00	1/7/2016	7/1/2015	6/30/2021	NATURE CONSERVANCY, THE	FY16 ENCUMBRANCE FOR THE NATURAL AREA PARTNERSHIP AT KAPUNAKEA PRESERVE	PROGRAM MANAGERS MONITOR PROGRESS AND VERIFY INVOICE FOR PAYMENT	N	S
LNR407	A	5994.67	O- QUARTERLY	5,995.00	0.33	1/7/2016	7/6/2015	7/5/2021	NATURE CONSERVANCY, THE	FY16 ENCUMBRANCE FOR THE NATURAL AREA PARTNERSHIP AT PELEKUNU PRESERVE MULTI TERM F/6YRS	PROGRAM MANAGERS MONITOR PROGRESS AND VERIFY INVOICE FOR PAYMENT	N	S
LNR407	A	0	O- QUARTERLY	74,544.00	74,544.00	1/7/2016	7/6/2015	7/5/2021	NATURE CONSERVANCY, THE	FY16 ENCUMBRANCE FOR THE NATURAL AREA PARTNERSHIP AT PELEKUNU PRESERVE MULTI TERM F/6YRS	PROGRAM MANAGERS MONITOR PROGRESS AND VERIFY INVOICE FOR PAYMENT	N	S
LNR407	A	1527.78	O- QUARTERLY	1,528.00	0.22	11/7/2016	7/1/2016	6/30/2022	NATURE CONSERVANCY, THE	FY 17 ENCUMBRANCE FOR THE CONSERVATION MANAGEMENT OF KANEPU'U PRESERVE ON THE ISLAND OF LANAI (6YRS 2017-2022)	PROGRAM MANAGERS MONITOR PROGRESS AND VERIFY INVOICE FOR PAYMENT	N	S
LNR407	A	0	O- QUARTERLY	19,000.00	19,000.00	11/7/2016	7/1/2016	6/30/2022	NATURE CONSERVANCY, THE	FY 17 ENCUMBRANCE FOR THE CONSERVATION MANAGEMENT OF KANEPU'U PRESERVE ON THE ISLAND OF LANAI (6YRS 2017-2022)	PROGRAM MANAGERS MONITOR PROGRESS AND VERIFY INVOICE FOR PAYMENT	N	S
LNR407	A	128666	O- QUARTERLY	173,700.00	45,034.00	11/1/2017	7/11/2017	6/30/2023	MAUI LAND & PINEAPPLE COMPANY,	ENCUMBRANCE F/CONSERVATION MANAGEMENT PLAN OF PUU KUKUI PRESERVE, MAUI TERM 7/11-17- 6/30/23 (2018 173700.,2019 200720, 2020 208749, 2021 217099	PROGRAM MANAGERS MONITOR PROGRESS AND VERIFY INVOICE FOR PAYMENT	N	S
LNR407	A	0	O- QUARTERLY	14,743.00	14,743.00	11/1/2017	7/11/2017	6/30/2023	MAUI LAND & PINEAPPLE COMPANY,	ENCUMBRANCE F/CONSERVATION MANAGEMENT PLAN OF PUU KUKUI PRESERVE, MAUI TERM 7/11-17- 6/30/23 (2018 173700.,2019 200720, 2020 208749, 2021 217099	PROGRAM MANAGERS MONITOR PROGRESS AND VERIFY INVOICE FOR PAYMENT	N	S

Department of Land and Natural Resources  
Active Contracts as of December 1, 2018

Table 14

LNR101	B	25449.7	O-PERIODIC PROGRESS BILLING	134,951.38	109,501.68	9/16/2004	9/16/2004	12/31/2018	ALLIANCE CONTRACTING, LLC	DEMOLITION, DEBRIS LOADING, HAULING & DISPOSAL AT TMK:3-4- 15:27, PALOLO VALLEY JOB#500BO35A.	ENGINEERING DIVISION MONITORS PROGRESS AND VERIFIES INVOICE FOR PAYMENT	N	S
LNR407	A	0	O- QUARTERLY	133,806.00	133,806.00	8/10/2018	5/8/2018	6/30/2023	NATURE CONSERVANCY, THE	NATURAL AREA PARTNERSHIP AT KA'U PRESERVE - FY 2019-2024	PROGRAM MANAGERS MONITOR PROGRESS AND VERIFY INVOICE FOR PAYMENT	N	S
LNR407	A	0	O- QUARTERLY	45,713.00	45,713.00	8/10/2018	5/8/2018	6/30/2023	NATURE CONSERVANCY, THE	NATURAL AREA PARTNERSHIP AT MO'OMOMI PRESERVE - FY 2019- 2024	PROGRAM MANAGERS MONITOR PROGRESS AND VERIFY INVOICE FOR PAYMENT	N	S
LNR407	A	0	O- QUARTERLY	190,190.00	190,190.00	8/10/2018	5/8/2018	6/30/2023	NATURE CONSERVANCY, THE	NATURAL AREA PARTNERSHIP AT WAIKAMOI PRESERVE - FY 2019- 2024	PROGRAM MANAGERS MONITOR PROGRESS AND VERIFY INVOICE FOR PAYMENT	N	S
LNR407	A	0	O- QUARTERLY	181,830.00	181,830.00	8/16/2018	5/8/2018	6/30/2023	NATURE CONSERVANCY, THE	NATURAL AREA PARTNERSHIP AT KAMAKOU PRESERVE - FY 2019-2024	PROGRAM MANAGERS MONITOR PROGRESS AND VERIFY INVOICE FOR PAYMENT	N	S
LNR801	B	0		91,623.00	91,623.00	1/12/1996	10/1/2013	11/30/2013	WILLIAMS, DON	LEASE RENT AGREEMENT NO. B-94-4 FOR PARCEL OF LAND AT MAALAEA, ISLAND OF MAUI, JAN TO JUN 1996; QUARTERLY PAYMENTS 37,600 EA. IN ADVANCE	LITIGATION HAS CONCLUDED IN FAVOR OF THE STATE OF HAWAII, HOWEVER, DON WILLIAMS IS APPEALING THE VERDICT.		
LNR801	N	4298.37	O-PERIODIC PROGRESS BILLING	7,500.00	3,201.63	2/10/2004	CONTRACT COMPLETED		MITSUNAGA & ASSOCIATES, INC.	LAHAINA BOAT HARBOR COMFORT STATION REPLACEMENT & FERRY PIER, LAHAINA, MAUI.	ENGINEERING DIVISION MONITORS PROGRESS AND VERIFIES INVOICE FOR PAYMENT	N	S
LNR801	N	386350	O-PERIODIC PROGRESS BILLING	400,000.00	13,650.00	2/10/2004	CONTRACT COMPLETED		MITSUNAGA & ASSOCIATES, INC.	LAHAINA BOAT HARBOR COMFORT STATION REPLACEMENT & FERRY PIER, LAHAINA, MAUI.	ENGINEERING DIVISION MONITORS PROGRESS AND VERIFIES INVOICE FOR PAYMENT	N	S
LNR801	B	10034.61		14,913.92	4,879.31	7/19/2005	3/1/2016	3/31/2016	MELIM BUILDING, LTD.	LEASE AGREEMENT NO 92-23-0372 OFC SPACE FOR THE DIV OF BOATING & OCEAN RECREATION LOCATED AT 333 QUEEN ST STE 300 HON HI OPT TO EXT 4 YRS 11 MO	LEASE TERMINATED 3/2016.		
LNR801	N	153106.57	O-PERIODIC PROGRESS BILLING	183,085.50	29,978.93	7/10/2006	CONTRACT COMPLETED		OCEANIT LABORATORIES, INC.	KIHEI BOAT RAMP IMPR. MALA BOAT RAMP IMPROVEMENTS MAUI PROJECT#B44XM72A/B48XM72A.	ENGINEERING DIVISION MONITORS PROGRESS AND VERIFIES INVOICE FOR PAYMENT	N	S

Department of Land and Natural Resources  
Active Contracts as of December 1, 2018

Table 14

LNR101	B	25449.7	O-PERIODIC PROGRESS BILLING	134,951.38	109,501.68	9/16/2004	9/16/2004	12/31/2018	ALLIANCE CONTRACTING, LLC	DEMOLITION, DEBRIS LOADING, HAULING & DISPOSAL AT TMK:3-4- 15:27, PALOLO VALLEY JOB#500BO35A.	ENGINEERING DIVISION MONITORS PROGRESS AND VERIFIES INVOICE FOR PAYMENT	N	S
LNR801	N	108,000.00		113,000.00	5,000.00	3/15/2010			MANTHOS ENGINEERING LLC	WAILOA SMALL BOAT HARBOR MAINTENANCE DREDGING HILO HI & ASSESSMENT REPOR FOR FUTURE DREDGING AT BOATING FACILITIES, S/W	CONTRACT COMPLETED		
LNR801	N	444579	O-PERIODIC PROGRESS BILLING	466,560.00	21,981.00	9/20/2010	CONTRACT COMPLETED		HAWAIIAN DREDGING CONSTRUCTION	MAALAEA SMALL BOAT HARBOR IMPR. FERRY SYSTEM & UTILITY AND PIER JOB#B45XM82B.	ENGINEERING DIVISION MONITORS PROGRESS AND VERIFIES INVOICE FOR PAYMENT	N	S
LNR801	N	727240	O-PERIODIC PROGRESS BILLING	824,658.00	97,418.00	9/20/2010	CONTRACT COMPLETED		HAWAIIAN DREDGING CONSTRUCTION	MAALAEA SMALL BOAT HARBOR IMPR. FERRY SYSTEM & UTILITY AND PIER JOB#B45XM82B.	ENGINEERING DIVISION MONITORS PROGRESS AND VERIFIES INVOICE FOR PAYMENT	N	S
LNR801	N	957822.24	O-PERIODIC PROGRESS BILLING	962,887.25	5,065.01	9/21/2010	CONTRACT COMPLETED		AMERICAN MARINE CORPORATION	KEEHI SMALL BOAT HARBOR PIER IMPR. JOB#B72D071B	ENGINEERING DIVISION MONITORS PROGRESS AND VERIFIES INVOICE FOR PAYMENT	N	S
LNR801	N	9309.22	O-PERIODIC PROGRESS BILLING	37,112.75	27,803.53	9/21/2010	CONTRACT COMPLETED		AMERICAN MARINE CORPORATION	KEEHI SMALL BOAT HARBOR PIER IMPR. JOB#B72D071B	ENGINEERING DIVISION MONITORS PROGRESS AND VERIFIES INVOICE FOR PAYMENT	N	S
LNR801	N	607617	O-PERIODIC PROGRESS BILLING	640,000.00	32,383.00	11/17/2010	CONTRACT COMPLETED		BOWERS + KUBOTA CONSULTING INC	CONSTRUCTION MANAGEMENT MAALAEA SMALL BOAT HARBOR IMPR. FERRY SYSTEM UTILITY & PIER, MAUI, HI JOB#B45XM82B OPT TO EXTEND 12MOS.	ENGINEERING DIVISION MONITORS PROGRESS AND VERIFIES INVOICE FOR PAYMENT	N	S
LNR801	B	52,416.00		78,624.00	26,208.00	11/15/2011	11/30/2011	10/31/2016	PACIFIC WASTE INC.	FURNISH REFUSE COLLECTION SERVICE FOR VARIOUS SMALL BOAT HARBORS ON THE ISLAND OF HAWAII, IFB-H-2012-001	CONTRACT COMPLETED	N	S
LNR801	B	91,608.56		92,810.28	1,201.72	11/15/2011	11/30/2011	10/31/2016	PACIFIC WASTE INC.	FURNISH REFUSE COLLECTION SERVICE FOR VARIOUS SMALL BOAT HARBORS ON THE ISLAND OF HAWAII, IFB-H-2012-001	CONTRACT COMPLETED	N	S
LNR801	N	236,728.00		336,000.00	99,272.00	3/27/2013			BOW ENGINEERING & DEVELOPMENT,	MANELE SMALL BOAT HARBOR FERRY SYSTEM IMPROVEMENTS, MANELE, LANAI, HAWAI JOB#B31XM82B	CONTRACT COMPLETED	N	S
LNR801	B	2,677.50		10,710.00	8,032.50	6/5/2013	7/1/2013	6/30/2014	PWC HAWAII CORPORATION	FURNISHING JANITORIAL SERVICES FOR COMFORT STATIONS AT HONOKOHAU SMALL BOAT HARBOR FOR 12 MONTH PERIOD BEGINNING 7/1/2013	CONTRACT COMPLETED	N	S

Department of Land and Natural Resources  
Active Contracts as of December 1, 2018

Table 14

LNR101	B	25449.7	O-PERIODIC PROGRESS BILLING	134,951.38	109,501.68	9/16/2004	9/16/2004	12/31/2018	ALLIANCE CONTRACTING, LLC	DEMOLITION, DEBRIS LOADING, HAULING & DISPOSAL AT TMK:3-4- 15:27, PALOLO VALLEY JOB#500BO35A.	ENGINEERING DIVISION MONITORS PROGRESS AND VERIFIES INVOICE FOR PAYMENT	N	S
LNR801	B	49,337.83		55,496.00	6,158.17	3/11/2014			JOHNSON, H. E. CO., INC., THE	KIKIAOLA SMALL BOAT HARBOR SAND BY-PASS SYSTEM & WEST BREAKWATER REPAIR. JOB#B95NK75A	CONTRACT COMPLETED	N	C
LNR801	N	29,410.23	M	58,652.00	29,241.77	3/16/2015	4/6/2015	3/31/2019	MOFFATT & NICHOL	NAWILIWILI SMALL BOAT HARBOR TIE-UP FACILITIES FOR TRANSIENT VESSELS, LIHUE JOBB92CK70A OPT TO EXT 2-12 MOS	DELIVERABLES / INVOICE	N	S
LNR801	B	0.00		10,000.00	10,000.00	6/2/2015	6/15/2015	4/30/2016	ANCHOR QEA, LLC	KEAUHOU SMALL BOAT HARBOR OFFSHORE MOORINGS ENVIRONMENTAL ASSESSMENT. KEAUOU, ISLAND OF HI OPT TO EXTEND 3-12MOS.	CONTRACT COMPLETED	N	S
LNR801	N	634427.48	O-PERIODIC PROGRESS BILLING	870,850.00	236,422.52	8/31/2015	9/28/2015	12/31/2022	MITSunAGA & ASSOCIATES, INC.	LAHAINA SMALL BOAT HARBOR FERRY PIER IMPROVEMENT. LAHAINA, MAUI, HAWAII JOB NO. B46XM71A. ENDS 12/31/2020, 2-2YR OPT.	ENGINEERING DIVISION MONITORS PROGRSS AND VERIFIES INVOICE FOR PAYMENT	N	S
LNR801	N	84,494.05	O-PERIODIC PROGRESS BILLING	240,980.00	156,485.95	6/30/2016	8/13/2018	12/11/2018	SEA ENGINEERING, INC.	REPAIR LOADING DOCK AT KAUNAKAKAI SMALL BOAT HARBOR, MOLOKAI, HAWAII JOB NO M61XM83A	DELIVERABLES / INVOICE	N	C
LNR801	P	0.00	O-PERIODIC PROGRESS BILLING	188,000.00	188,000.00	1/17/2017	1/30/2017	1/30/2018	OKAHARA & ASSOCIATES, INC.	STATEWIDE VESSEL SEWAGE PUMP OUT FACILITIES AT VARIOUS LOCATIONS HAWAII JOB NO B99XS73A	DELIVERABLES / INVOICE	N	S
LNR801	B	77,623.01		173,539.20	95,916.19	5/1/2017			OCEANIT LABORATORIES, INC.	DOBOR COMPUTER SYSTEM - HNL, HI 96819 - JOB/BID/PROJ #RFP-16- 001-IT	WEEKLY CONFERENCE CALLS	N	S
LNR801	B	603,356.00		1,290,500.00	687,144.00	7/25/2017			YARDI SYSTEMS, INC.	IMPLEMENT A NEW ACCOUNTS RECEIVABLE - HARBOR MANAGEMENT, VESSEL REGISTR- ATION AND PROPERTY MANAGEMENT SYSTEM - RFP 16-001- IT - CLAIMS TO CONTRAC	WEEKLY CONFERENCE CALLS	N	S
LNR801	B	0.00		159,850.00	159,850.00	10/4/2018	10/11/2018	10/11/2019	COCONUT WIRELESS LLC	REPAIR STREET LIGHTING & ELECTRICAL SYST AT OAHU DISTRICT FACILITIES OAHU, HI - JOB/BID #B18000944	DELIVERABLES / INVOICE	N	C

Department of Land and Natural Resources  
Active Contracts as of December 1, 2018

Table 14

LNR101	B	25449.7	O-PERIODIC PROGRESS BILLING	134,951.38	109,501.68	9/16/2004	9/16/2004	12/31/2018	ALLIANCE CONTRACTING, LLC	DEMOLITION, DEBRIS LOADING, HAULING & DISPOSAL AT TMK:3-4- 15:27, PALOLO VALLEY JOB#500BO35A.	ENGINEERING DIVISION MONITORS PROGRESS AND VERIFIES INVOICE FOR PAYMENT	N	S
LNR802	A	115763.31	O	128,660.40	12,897.09	6/27/2016	5/31/2016	6/27/2017	VIATRON-ADS LLC	CONTRACT FOR GOODS/SERVICES BASED ON COMPETITIVE SEALED BID TO FURNISH & DELIVER DOCUMENT IMAGING & SCANNING SVCS FOR DOCS RELATING TO ARCHAEOLO-	THE DIGITIZATION OF RECORDS IS MONITORED BY BOTH THE LIBRARIAN AND IT- BUSINESS MANAGER FOR QUALITY ASSURANCE OF THE WORK. THE CONTRACT IS MONITORED BY THE CONTRACT SPECIALIST.	Y	S
LNR802	B	0	O	95,634.00	95,634.00	7/27/2017	6/5/2018	12/31/2018	ARC DOCUMENT SOLUTIONS, LLC	FURNISH & DELIVER DOCUMENT IMAGING & SCANNING SVCS FOR DOCUMENTS RELATIN TO ARCHAEOLOGICAL, ARCHITECTURE, & OTHER HISTORIC PORPERTIES.	THE DIGITIZATION OF RECORDS IS MONITORED BY BOTH THE LIBRARIAN AND IT- BUSINESS MANAGER FOR QUALITY ASSURANCE OF THE WORK. THE CONTRACT IS MONITORED BY THE CONTRACT SPECIALIST.	Y	S
LNR804	N	64105.16		76,000.00	11,894.84	12/24/2012	11/26/2012	CLOSED	TRI-ISLE RESOURCE CONSERVATION	LEEWARD HALEAKALA WATERSHED WP 13-IMPLEMENTATION OF WATERSHED PARTNERSHIP MANAGEMENT PLANS	PROGRAM MANAGERS MONITOR PROGRESS AND VERIFY INVOICE FOR PAYMENT	N	S
LNR804	W	31986		33,775.00	1,789.00	3/12/2013	3/12/2013	CLOSED	INABA ENGINEERING INC.	SURVEYING & MARKING PORTIONS OF KAUU FOREST RESERVE BOUNDARY & ADJACENT LANDS TO IMPR. PUBLIC ACCESS TO THE FOREST RESERVE OPT TO EXTEN 2- 12MOS.	PROGRAM MANAGERS MONITOR PROGRESS AND VERIFY INVOICE FOR PAYMENT	N	S
LNR804	N	0	O	40,000.00	40,000.00	6/29/2016	6/1/2016	12/1/2018	KUPU	MANAGE & COORDINATE THE YOUTH CONSERVATION CORPS RFP- YCC17 OPT TO EXTEND 2-12MOS.	PROGRAM MANAGERS MONITOR PROGRESS AND VERIFY INVOICE FOR PAYMENT	N	S
LNR804	N	0	O	35,000.00	35,000.00	6/29/2016	6/1/2016	12/1/2018	KUPU	MANAGE & COORDINATE THE YOUTH CONSERVATION CORPS RFP- YCC17 OPT TO EXTEND 2-12MOS.	PROGRAM MANAGERS MONITOR PROGRESS AND VERIFY INVOICE FOR PAYMENT	N	S
LNR804	N	0	O - QUARTERLY	30,000.00	30,000.00	6/29/2016	6/1/2016	12/1/2018	KUPU	MANAGE & COORDINATE THE YOUTH CONSERVATION CORPS RFP- YCC17 OPT TO EXTEND 2-12MOS.	PROGRAM MANAGERS MONITOR PROGRESS AND VERIFY INVOICE FOR PAYMENT	N	S

Department of Land and Natural Resources  
Active Contracts as of December 1, 2018

Table 14

LNR101	B	25449.7	O-PERIODIC PROGRESS BILLING	134,951.38	109,501.68	9/16/2004	9/16/2004	12/31/2018	ALLIANCE CONTRACTING, LLC	DEMOLITION, DEBRIS LOADING, HAULING & DISPOSAL AT TMK:3-4- 15:27, PALOLO VALLEY JOB#500BO35A.	ENGINEERING DIVISION MONITORS PROGRESS AND VERIFIES INVOICE FOR PAYMENT	N	S
LNR804	N	0	O - QUARTERLY	10,000.00	10,000.00	6/29/2016	6/1/2016	12/1/2018	KUPU	MANAGE & COORDINATE THE YOUTH CONSERVATION CORPS RFP- YCC17 OPT TO EXTEND 2-12MOS.	PROGRAM MANAGERS MONITOR PROGRESS AND VERIFY INVOICE FOR PAYMENT	N	S
LNR804	B	37166.4	O - AS PROJECT TASK COMPLETED	46,458.00	9,291.60	6/21/2017	5/12/2017	5/11/2019	SWCA, INCORPORATED	COMPLETE STRATEGIC MGMT PLAN - ENVIRONMENTAL ASSESSMENTS & REGULATORY COMPLIANCE DOCS F/THE KANAIO GAME MGMT AREA PROJ, DLNR DOFAW MAUI DIST	PROGRAM MANAGERS MONITOR PROGRESS AND VERIFY INVOICE FOR PAYMENT	N	S
LNR804	N	282244.41	O - AS PROJECT TASK COMPLETED	446,000.00	163,755.59	6/21/2017	5/12/2017	5/11/2019	SWCA, INCORPORATED	COMPLETE STRATEGIC MGMT PLAN - ENVIRONMENTAL ASSESSMENTS & REGULATORY COMPLIANCE DOCS F/THE KANAIO GAME MGMT AREA PROJ, DLNR DOFAW MAUI DIST	PROGRAM MANAGERS MONITOR PROGRESS AND VERIFY INVOICE FOR PAYMENT	N	S
LNR805	N	225000	M	350,000.00	125,000.00	10/5/2009	7/1/2010	6/30/2011	RESEARCH CORPORATION OF THE	MAUI/OAHU MARINE RESOURCES ASSESSMENT.	MONTHLY INVOICING; PROJECT LEADERS MONITORS DAILY WORK/ACTIVITIES; YEARLY REPORTS; DAR PROGRAM MANAGER PROVIDES GENERAL OVERSIGHT.	Y	S
LNR805	N	242361.33	M	322,420.00	80,058.67	10/5/2009	7/1/2013	6/30/2014	RESEARCH CORPORATION OF THE	MAUI/OAHU MARINE RESOURCES ASSESSMENT.	MONTHLY INVOICING; PROJECT LEADERS MONITORS DAILY WORK/ACTIVITIES; YEARLY REPORTS; DAR PROGRAM MANAGER PROVIDES GENERAL OVERSIGHT.	Y	S
LNR805	N	308647.44	M	326,000.00	17,352.56	10/5/2009	7/1/2014	6/30/2015	RESEARCH CORPORATION OF THE	MAUI/OAHU MARINE RESOURCES ASSESSMENT.	MONTHLY INVOICING; PROJECT LEADERS MONITORS DAILY WORK/ACTIVITIES; YEARLY REPORTS; DAR PROGRAM MANAGER PROVIDES GENERAL OVERSIGHT.	Y	S
LNR805	N	382186.13	M	400,000.00	17,813.87	10/5/2009	7/1/2016	6/30/2017	RESEARCH CORPORATION OF THE	MAUI/OAHU MARINE RESOURCES ASSESSMENT.	MONTHLY INVOICING; PROJECT LEADERS MONITORS DAILY WORK/ACTIVITIES; YEARLY REPORTS; DAR PROGRAM MANAGER PROVIDES GENERAL OVERSIGHT.	Y	S



Department of Land and Natural Resources  
Active Contracts as of December 1, 2018

Table 14

LNR101	B	25449.7	O-PERIODIC PROGRESS BILLING	134,951.38	109,501.68	9/16/2004	9/16/2004	12/31/2018	ALLIANCE CONTRACTING, LLC	DEMOLITION, DEBRIS LOADING, HAULING & DISPOSAL AT TMK:3-4- 15:27, PALOLO VALLEY JOB#500BO35A.	ENGINEERING DIVISION MONITORS PROGRESS AND VERIFIES INVOICE FOR PAYMENT	N	S
LNR805	N	357213.48	M	505,000.00	147,786.52	10/5/2009	7/1/2017	6/30/2018	RESEARCH CORPORATION OF THE	MAUI/OAHU MARINE RESOURCES ASSESSMENT.	MONTHLY INVOICING; PROJECT LEADERS MONITORS DAILY WORK/ACTIVITIES; YEARLY REPORTS; DAR PROGRAM MANAGER PROVIDES GENERAL OVERSIGHT.	Y	S
LNR805	N	244530.09	M	281,250.00	36,719.91	8/24/2011	7/1/2013	6/30/2014	RESEARCH CORPORATION OF THE	HAWAII MARINE RECREATIONAL FISHING SURVEY	MONTHLY INVOICING; PROJECT LEADERS MONITORS DAILY WORK/ACTIVITIES; YEARLY REPORTS; DAR PROGRAM MANAGER PROVIDES GENERAL OVERSIGHT.	Y	S
LNR805	N	209487.14	M	281,250.00	71,762.86	8/24/2011	7/1/2014	6/30/2015	RESEARCH CORPORATION OF THE	HAWAII MARINE RECREATIONAL FISHING SURVEY	MONTHLY INVOICING; PROJECT LEADERS MONITORS DAILY WORK/ACTIVITIES; YEARLY REPORTS; DAR PROGRAM MANAGER PROVIDES GENERAL OVERSIGHT.	Y	S
LNR805	N	203977.79	M	225,000.00	21,022.21	8/24/2011	7/1/2017	6/30/2018	RESEARCH CORPORATION OF THE	HAWAII MARINE RECREATIONAL FISHING SURVEY	MONTHLY INVOICING; PROJECT LEADERS MONITORS DAILY WORK/ACTIVITIES; YEARLY REPORTS; DAR PROGRAM MANAGER PROVIDES GENERAL OVERSIGHT.	Y	S
LNR805	B	2731.22	M	13,000.00	10,268.78	8/24/2011	7/1/2015	6/30/2016	RESEARCH CORPORATION OF THE	INVESTIGATION OF ESTUARINE HABITATS	MONTHLY INVOICING; PROJECT LEADERS MONITORS DAILY WORK/ACTIVITIES; YEARLY REPORTS; DAR PROGRAM MANAGER PROVIDES GENERAL OVERSIGHT.	Y	S
LNR805	B	7570.65	M	13,000.00	5,429.35	8/24/2011	7/1/2016	6/30/2017	RESEARCH CORPORATION OF THE	INVESTIGATION OF ESTUARINE HABITATS	MONTHLY INVOICING; PROJECT LEADERS MONITORS DAILY WORK/ACTIVITIES; YEARLY REPORTS; DAR PROGRAM MANAGER PROVIDES GENERAL OVERSIGHT.	Y	S

Department of Land and Natural Resources  
Active Contracts as of December 1, 2018

Table 14

LNR101	B	25449.7	O-PERIODIC PROGRESS BILLING	134,951.38	109,501.68	9/16/2004	9/16/2004	12/31/2018	ALLIANCE CONTRACTING, LLC	DEMOLITION, DEBRIS LOADING, HAULING & DISPOSAL AT TMK:3-4- 15:27, PALOLO VALLEY JOB#500BO35A.	ENGINEERING DIVISION MONITORS PROGRESS AND VERIFIES INVOICE FOR PAYMENT	N	S
LNR805	N	195275.7	M	536,744.00	341,468.30	8/31/2018	7/1/2018	6/30/2019	RESEARCH CORPORATION OF THE	STATEWIDE MARINE RESOURCE ASSESSMENT - PROJ #6847	MONTHLY INVOICING; PROJECT LEADERS MONITORS DAILY WORK/ACTIVITIES; YEARLY REPORTS; DAR PROGRAM MANAGER PROVIDES GENERAL OVERSIGHT.	Y	S
LNR805	N	19848.64	M	270,000.00	250,151.36	11/27/2018	7/1/2018	6/30/2019	RESEARCH CORPORATION OF THE	HI MARINE RECREATIONAL FISING SURVEY-CONTRACT PERIOD 07/1/18- 06/30/23 PROJ #6846(MASTER & AMENDMENT #1)	MONTHLY INVOICING; PROJECT LEADERS MONITORS DAILY WORK/ACTIVITIES; YEARLY REPORTS; DAR PROGRAM MANAGER PROVIDES GENERAL OVERSIGHT.	Y	S
LNR806	B	663.30		3,296.00	2,632.70	9/30/2008	9/16/2012	9/15/2015	DOONWOOD ENGINEERING, INC.	MAINTENANCE & REPAIR SVCS FOR WATER PUMPS & STORAGE SYSTEMS & SEWAGE & SUMP PUMPS AT VARIOUS STATE PARKS OPT TO EXTEND 4-12 MOS.	INVOICES VERIFIED BY SUPERINTENDENT PRIOR TO PAYMENT, TO BE CLOSED.	N	S
LNR806	A	428	O	3,497	3,069	9/30/2008	9/16/2012	9/15/2015	DOONWOOD ENGINEERING, INC.	MAINTENANCE & REPAIR SVCS FOR WATER PUMPS & STORAGE SYSTEMS & SEWAGE & SUMP PUMPS AT VARIOUS STATE PARKS OPT TO EXTEND 4-12 MOS.	INVOICES VERIFIED BY SUPERINTENDENT PRIOR TO PAYMENT, TO BE CLOSED.	N	S
LNR806	B	2,108	O	2,341	233	9/30/2008	9/16/2012	9/15/2015	DOONWOOD ENGINEERING, INC.	MAINTENANCE & REPAIR SVCS FOR WATER PUMPS & STORAGE SYSTEMS & SEWAGE & SUMP PUMPS AT VARIOUS STATE PARKS OPT TO EXTEND 4-12 MOS.	INVOICES VERIFIED BY SUPERINTENDENT PRIOR TO PAYMENT, TO BE CLOSED.	N	S
LNR806	B	0	O	2,341	2,341	9/30/2008	9/16/2012	9/15/2015	DOONWOOD ENGINEERING, INC.	MAINTENANCE & REPAIR SVCS FOR WATER PUMPS & STORAGE SYSTEMS & SEWAGE & SUMP PUMPS AT VARIOUS STATE PARKS OPT TO EXTEND 4-12 MOS.	INVOICES VERIFIED BY SUPERINTENDENT PRIOR TO PAYMENT, TO BE CLOSED.	N	S
LNR806	B	0	O	3,602	3,602	9/30/2008	9/16/2012	9/15/2015	DOONWOOD ENGINEERING, INC.	MAINTENANCE & REPAIR SVCS FOR WATER PUMPS & STORAGE SYSTEMS & SEWAGE & SUMP PUMPS AT VARIOUS STATE PARKS OPT TO EXTEND 4-12 MOS.	INVOICES VERIFIED BY SUPERINTENDENT PRIOR TO PAYMENT, TO BE CLOSED.	N	S

Department of Land and Natural Resources  
Active Contracts as of December 1, 2018

Table 14

LNR101	B	25449.7	O-PERIODIC PROGRESS BILLING	134,951.38	109,501.68	9/16/2004	9/16/2004	12/31/2018	ALLIANCE CONTRACTING, LLC	DEMOLITION, DEBRIS LOADING, HAULING & DISPOSAL AT TMK:3-4- 15:27, PALOLO VALLEY JOB#500BO35A.	ENGINEERING DIVISION MONITORS PROGRESS AND VERIFIES INVOICE FOR PAYMENT	N	S
LNR806	B	36011.93	O-PERIODIC PROGRESS BILLING	49,000.00	12,988.07	6/27/2011	CONTRACT COMPLETED		RK CONSTRUCTION COMPANY, LLC	MALAEKAHANA STATE RECREATION AREA, KALANAI PT; RENOVATE COMFORT STATIONS A & B; LAIE- KAHUKU, OAHU, HAWAII; JOB #H10C803A	ENGINEERING DIVISION MONITORS PROGRESS AND VERIFIES INVOICE FOR PAYMENT	N	S
LNR806	B	663	O	3,296	2,633	9/30/2008	9/16/2012	9/15/2015	DOONWOOD ENGINEERING, INC.	MAINTENANCE & REPAIR SVCS FOR WATER PUMPS & STORAGE SYSTEMS & SEWAGE & SUMP PUMPS AT VARIOUS STATE PARKS OPT TO EXTEND 4-12 MOS.	INVOICES VERIFIED BY SUPERINTENDENT PRIOR TO PAYMENT, TO BE CLOSED.	N	S
LNR806	B	68,122	M	122,798	54,676	8/6/2014	8/1/2014	7/31/2015	APARC SYSTEMS, INC.	FURNISHING TOLL BOOTH ATTENDANTS & MANAGEMENT SVCS FOR DIAMOND HEAD STAT MONUMENT, WAIKIKI, KAPAHULU, OAHU SP14DHSM01 OPT TO EXTEND 4-12MOS.	PROGRAM MANAGERS MONITOR PROGRESS AND VERIFY INVOICE FOR PAYMENT	N	S
LNR806	B	0	O-PERIODIC PROGRESS BILLING	40,000	40,000	6/29/2016	6/1/2016	12/1/2018	KUPU	MANAGE & COORDINATE THE YOUTH CONSERVATION CORPS RFP- YCC17 OPT TO EXTEND 2-12MOS.	PROGRAM MANAGERS MONITOR PROGRESS AND VERIFY INVOICE FOR PAYMENT	N	S
LNR806	B	6	O	160,896	160,890	12/6/2017			AQUA ENGINEERS, INC.	OPERATION & MAINTENANCE OF KOEKE & POLIHALE WATER SYSTEMS, KOEE WASTEWATER, TREATMENT FACILITY, & KOEE & WAILUA MARINA SEWAGE PUMPING S	INVOICES VERIFIED BY SUPERINTENDENT PRIOR TO PAYMENT	N	S
LNR806	A	69,160	O	130,000	60,840	6/4/2018	7/1/2017	11/30/2018	PACIFIC HISTORIC PARKS	PROV F/TRANSLATION SVCS OF THE DIAMOND HEAD MONUMENT SELF- GUIDED AUDIO TOUR IN SIX LANGUAGES(HAWAIIAN, CHINESE, KOREAN, GERMAN, SPANISH &FRENCH	GRANT-IN-AID - TO BE CLOSED	N	S
LNR810	B	24695.31	O-PERIODIC PROGRESS BILLING	25,000.00	304.69	6/25/2008	CONTRACT COMPLETED		ROBBINS & ASSOCIATES	TO PROVIDE LEGAL SERVICES FOR COMPLEX LITIGATION KALOKO DAM FAILURE (AG & DLNR)	CONTRACT MANAGED BY DEPT OF ATTORNEY GENERAL	N	S
LNR810	B	87014.3	O-PERIODIC PROGRESS BILLING	95,000.00	7,985.70	11/24/2015	12/29/2015	11/5/2018	GANNETT FLEMING, INC.	TECHNICAL ASSISTANCR FOR DAM SAFETY PROGRAM JOB#DS-2015-01S OPT TO EXTEN 2-24MOS.	ENGINEERING DIVISION MONITORS PROGRESS AND VERIFIES INVOICE FOR PAYMENT	N	S

Department of Land and Natural Resources  
Active Contracts as of December 1, 2018

Table 14

LNR101	B	25449.7	O-PERIODIC PROGRESS BILLING	134,951.38	109,501.68	9/16/2004	9/16/2004	12/31/2018	ALLIANCE CONTRACTING, LLC	DEMOLITION, DEBRIS LOADING, HAULING & DISPOSAL AT TMK:3-4- 15:27, PALOLO VALLEY JOB#500BO35A.	ENGINEERING DIVISION MONITORS PROGRESS AND VERIFIES INVOICE FOR PAYMENT	N	S
LNR810	B	154947.76	O-PERIODIC PROGRESS BILLING	300,000.00	145,052.24	1/13/2017	3/6/2017	12/31/2021	AECOM TECHNICAL SERVICES, INC.	TECHNICAL ASSISTANCE & TRAINING FOR DAM SAFETY PROGRAM JOB#DS- 2016-01S	ENGINEERING DIVISION MONITORS PROGRESS AND VERIFIES INVOICE FOR PAYMENT	N	S
LNR810	B	99000	O-PERIODIC PROGRESS BILLING	400,000.00	301,000.00	5/5/2017	5/12/2017	12/31/2022	TOWILL, R. M. CORPORATION	HYDROLOGIC AND HYDRAULIC ANALYSIS FOR VARIOUS DAMS JOB NO 2016-DS-025	ENGINEERING DIVISION MONITORS PROGRESS AND VERIFIES INVOICE FOR PAYMENT	N	S
LNR810	B	57710	O-PERIODIC PROGRESS BILLING	99,000.00	41,290.00	1/31/2018	2/14/2018	12/31/2022	AECOM TECHNICAL SERVICES, INC.	DAM SAFETY PHASE 1 INSPECTIONS- KAUAI JOB#DS-2017-11	ENGINEERING DIVISION MONITORS PROGRESS AND VERIFIES INVOICE FOR PAYMENT	N	S
LNR810	B	73253.46	O-PERIODIC PROGRESS BILLING	99,000.00	25,746.54	2/2/2018	2/16/2018	12/31/2022	YOGI KWONG ENGINEERS, LLC	DAME SAFETY PHASE I INSPECTIONS - OAHU - JOB #DS-2017-12	ENGINEERING DIVISION MONITORS PROGRESS AND VERIFIES INVOICE FOR PAYMENT	N	S
LNR810	B	61525	O-PERIODIC PROGRESS BILLING	99,000.00	37,475.00	2/2/2018	1/14/2018	12/31/2022	KLEINSCHMIDT ASSOCIATES	DAM SAFETY PHASE 1 INSPECTIONS- HAWAII JOB#DS-2017-14 OPT TO EXTEND 2-24MOS.	ENGINEERING DIVISION MONITORS PROGRESS AND VERIFIES INVOICE FOR PAYMENT	N	S
LNR810	B	23625	O-PERIODIC PROGRESS BILLING	99,000.00	75,375.00	4/16/2018	4/2/2018	12/31/2022	AECOM TECHNICAL SERVICES, INC.	DAM SAFETY FAILURE MODE ANALYSIS, STATEWIDE JOB#DS-2017- 15 OPT TO EXTEND 2-24 MOS.	ENGINEERING DIVISION MONITORS PROGRESS AND VERIFIES INVOICE FOR PAYMENT	N	S
LNR810	B	4466.8	O-PERIODIC PROGRESS BILLING	400,000.00	395,533.20	6/21/2018	7/9/2018	12/31/2023	GANNETT FLEMING, INC.	TECHNICAL ASSISTANCE F/DAM SAFETY PROGRAM - JOB #DS-2018- 01	ENGINEERING DIVISION MONITORS PROGRESS AND VERIFIES INVOICE FOR PAYMENT	N	S
LNR810	B	0	O-PERIODIC PROGRESS BILLING	250,000.00	250,000.00	8/27/2018	9/6/2018	6/30/2023	UNIVERSITY OF HAWAII	RESERVOIR WATER LEVEL MONITORING	ENGINEERING DIVISION MONITORS PROGRESS AND VERIFIES INVOICE FOR PAYMENT	N	S
LNR810	B	0	O-PERIODIC PROGRESS BILLING	300,000.00	300,000.00	9/21/2018	9/21/2018	12/31/2023	GANNETT FLEMING, INC.	DAM SAFETY - PHASE I INSPECTIONS - MAUI - #DS-2018-02M	ENGINEERING DIVISION MONITORS PROGRESS AND VERIFIES INVOICE FOR PAYMENT	N	S
LNR906	T	84780.95	M	150,000.00	65,219.05	10/5/2009	7/1/2016	6/30/2017	RESEARCH CORPORATION OF THE	MAUI/OAHU MARINE RESOURCES ASSESSMENT.	MONTHLY INVOICING; PROJECT LEADERS MONITORS DAILY WORK/ACTIVITIES; YEARLY REPORTS; DAR PROGRAM MANAGER PROVIDES GENERAL OVERSIGHT.	Y	S

Department of Land and Natural Resources  
Active Contracts as of December 1, 2018

Table 14

LNR101	B	25449.7	O-PERIODIC PROGRESS BILLING	134,951.38	109,501.68	9/16/2004	9/16/2004	12/31/2018	ALLIANCE CONTRACTING, LLC	DEMOLITION, DEBRIS LOADING, HAULING & DISPOSAL AT TMK:3-4- 15:27, PALOLO VALLEY JOB#500BO35A.	ENGINEERING DIVISION MONITORS PROGRESS AND VERIFIES INVOICE FOR PAYMENT	N	S
LNR906	T	61022.81	M	100,000.00	38,977.19	10/5/2009	7/1/2017	6/30/2018	RESEARCH CORPORATION OF THE	MAUI/OAHU MARINE RESOURCES ASSESSMENT.	MONTHLY INVOICING; PROJECT LEADERS MONITORS DAILY WORK/ACTIVITIES; YEARLY REPORTS; DAR PROGRAM MANAGER PROVIDES GENERAL OVERSIGHT.	Y	S
LNR906	T	42045.51	M	50,000.00	7,954.49	8/18/2011	7/1/2016	6/30/2017	UNIVERSITY OF HAWAII	COLLABORATIVE ADMINISTRATION OF THE HAWAII FISH AGGREGATING DEVICE SYSTEM, OPT TO EXTEND 5 - 12 MOS	MONTHLY INVOICING; PROJECT LEADERS MONITORS DAILY WORK/ACTIVITIES; YEARLY REPORTS; DAR PROGRAM MANAGER PROVIDES GENERAL OVERSIGHT.	Y	S
LNR906	T	22707.25	M	50,000.00	27,292.75	8/18/2011	7/1/2017	6/30/2018	UNIVERSITY OF HAWAII	COLLABORATIVE ADMINISTRATION OF THE HAWAII FISH AGGREGATING DEVICE SYSTEM, OPT TO EXTEND 5 - 12 MOS	MONTHLY INVOICING; PROJECT LEADERS MONITORS DAILY WORK/ACTIVITIES; YEARLY REPORTS; DAR PROGRAM MANAGER PROVIDES GENERAL OVERSIGHT.	Y	S
LNR906	T	0.00	O-PERIODIC PROGRESS BILLING	40,000.00	40,000.00	6/29/2016	6/1/2016	12/1/2018	KUPU	MANAGE & COORDINATE THE YOUTH CONSERVATION CORPS RFP- YCC17 OPT TO EXTEND 2-12MOS.	PROGRAM MANAGERS MONITOR PROGRESS AND VERIFY INVOICE FOR PAYMENT	N	S
LNR906	A	45,343.14	M	90,089.70	44,746.56	2/20/2018	6/1/2018	6/30/2019	781/811 KOLU STREET, LLC	DAGS LEASE#75-23-0475 FOR KAHOOLAWE ISLAND RESERVE COMMISSION HOLDOVER CLAUSE OPT TO EXTEND 4YRS 11MOS.	MONTHLY INVOICING	N	L
LNR906	T	0.00	M	22,000.00	22,000.00	8/31/2018	7/1/2018	6/30/2019	RESEARCH CORPORATION OF THE	STATEWIDE MARINE RESOURCE ASSESSMENT - PROJ #6847	MONTHLY INVOICING	Y	S
LNR906	T	0.00	M	67,200.00	67,200.00	10/8/2018	10/1/2018	9/30/2019	U.S. GEOLOGICAL SURVEY	JOINT FUNDING AGRMT F/STATEWIDE HYDROLOGIC DATA COLLECTION & WATER RESOURCE MONITORING (10.01.2018- 09.30.2019)	QUARTERLY OR MORE FREQUENT MEETINGS OR TELECONFERENCES; INVOICES COMPARED WITH SCOPE OF WORK, PAYMENT AND COMPENSATION SCHEDULE.	N	S

Department of Land and Natural Resources  
Capital Improvements Program (CIP) Requests

Table 15

<u>Prog ID</u>	<u>Prog ID Priority</u>	<u>Dept- Wide Priority</u>	<u>Senate District</u>	<u>Rep. District</u>	<u>Project Title</u>	<u>MOF</u>	<u>FY20 \$\$\$</u>	<u>FY21 \$\$\$</u>
LNR153	1	1	14	29	ANUENUE FISHERIES RESEARCH CENTER SEWERLINE, OAHU	C	550,000	-
LNR101	1	2	12	22	ROYAL HAWAIIAN GROIN REPLACEMENT, OAHU	C	1,250,000	-
LNR101	1	2	12	22	ROYAL HAWAIIAN GROIN REPLACEMENT, OAHU	R	1,250,000	-
LNR141	1	3			ROCKFALL AND FLOOD MITIGATION, STATEWIDE	C	3,000,000	3,000,000
LNR806	1	4			STATE PARKS HAZARD MITIGATION IMPROVEMENTS, STATEWIDE	C	1,000,000	1,000,000
LNR806	2	5	23	47	MALAEKAHANA STATE RECREATION AREA, KAHUKU SECTION, OAHU	C	1,000,000	2,200,000
LNR806	2	5	23	47	MALAEKAHANA STATE RECREATION AREA, KAHUKU SECTION, OAHU	N	500,000	500,000
LNR172	1	6			DIVISION OF FORESTRY AND WILDLIFE HAZARDOUS TREE MITIGATION, STATEWIDE	C	200,000	200,000
LNR806	3	7	15	30	SAND ISLAND STATE RECREATION AREA, OAHU	C	1,250,000	500,000
LNR172	2	8	8	15	PUA LOKE BASEYARD, KAUAI	C	100,000	100,000
LNR172	3	9	4	6	PUU WAAWAA FOREST RESERVE, HAWAII	C	50,000	150,000
LNR172	4	10	1	1	PUU O`O SADDLE HOUSE, UPPER WAIAKEA FOREST RESERVE, HAWAII	C	103,000	-
LNR407	1	11			WATERSHED PROTECTION AND INITIATIVES, STATEWIDE	C	5,583,000	4,992,000
LNR101	2	12	1	2	DEMOLITION AND REMOVAL OF EXISTING IMPROVEMENTS, HILO, HAWAII	C	2,000,000	4,000,000
LNR101	3	13	3	5	HALOA AINA CONSERVATION EASEMENT ACQUISITION, HAWAII	B	1,000,000	-
LNR802	1	14	1	2	STATE HISTORIC PRESERVATION DIVISION, HILO OFFICE, HAWAII	C	50,000	-
LNR101	4	16	12	22	WAIKIKI MASTER PLAN IMPROVEMENTS, OAHU	B	-	1,500,000

Department of Land and Natural Resources  
Capital Improvements Program (CIP) Requests

Table 15

<u>Prog ID</u>	<u>Prog ID Priority</u>	<u>Dept- Wide Priority</u>	<u>Senate District</u>	<u>Rep. District</u>	<u>Project Title</u>	<u>MOF</u>	<u>FY20 \$\$\$</u>	<u>FY21 \$\$\$</u>
LNR101	4	16	12	22	WAIKIKI MASTER PLAN IMPROVEMENTS, OAHU	C	-	1,850,000
LNR101	4	16	12	22	WAIKIKI MASTER PLAN IMPROVEMENTS, OAHU	R	-	3,000,000
LNR101	4	16	12	22	WAIKIKI MASTER PLAN IMPROVEMENTS, OAHU	T	-	4,000,000
LNR101	5	17	9	18	PIA VALLEY ACQUISITION DUE DILIGENCE, OAHU	B	100,000	-
LNR802	2	19	1	1	EAST HAWAII HISTORIC PRESERVATION CENTER, HAWAII	C	250,000	-
LNR804	1	20			NA ALA HELE PROGRAM PLAN REVISION, STATEWIDE	C	450,000	-
LNR402	1	22	7	13	COQUI FROG ERADICATION CONTAINMENT BARRIER, MAUI	C	650,000	100,000
LNR801	1	23	3	6	KAILUA-KONA WHARF, HAWAII	C	150,000	-
LNR402	2	25	6	4	MAUNA KEA FENCE, HAWAII	C	500,000	500,000
LNR801	2	26	1	2	WAILOA SMALL BOAT HARBOR, HAWAII	C	500,000	-
LNR806	4	27	9	19	DIAMOND HEAD STATE MONUMENT, OAHU	C	250,000	750,000
LNR402	3	28	7	12	KANAIO RESOURCE PROTECTION, MAUI	C	-	800,000
LNR407	2	30	7	12	KANAIO DRY FOREST FENCE, MAUI	C	300,000	-
LNR804	2	32	4	7	POLOLU TRAIL, HAWAII	C	-	500,000
LNR407	3	34	16	34	INVERTEBRATE AND PLANT PROPAGATION FACILITY, OAHU	C	-	200,000
LNR402	4	37	4	7	NORTH KONA GAME MANAGEMENT HABITAT CONSERVATION PLAN FENCING, HAWAII	C	200,000	200,000
LNR402	5	39	1	2	HILO BASEYARD BULK FUEL TANK INSTALLATION, HAWAII	C	150,000	-
LNR402	6	40	5	9	KANAHA POND STATE WILDLIFE SANCTUARY FENCE REPLACEMENT, MAUI	C	300,000	-
LNR402	7	41	5	9	DOFAW MAUI BASEYARD RESTROOM RENOVATION, MAUI	C	-	55,000
LNR402	8	42	5	9	DOFAW MAUI BASEYARD GENERATOR, MAUI	C	-	55,000

Department of Land and Natural Resources  
Capital Improvements Program (CIP) Requests

Table 15

<u>Prog ID</u>	<u>Prog ID Priority</u>	<u>Dept- Wide Priority</u>	<u>Senate District</u>	<u>Rep. District</u>	<u>Project Title</u>	<u>MOF</u>	<u>FY20 \$\$\$</u>	<u>FY21 \$\$\$</u>
LNR402	9	43			KURE MARINE DEBRIS CRUISE, OAHU	C	200,000	245,000
LNR407	4	44	23	45	KAENA POINT PREDATOR PROOF FENCE RETROFITS, OAHU	C	22,000	20,000
LNR407	5	45			NURSERY AND FACILITY RENOVATION, KAUAI	C	75,000	75,000
LNR906	1	48			ENVIRONMENTAL STUDIES FOR VARIOUS PROJECTS, STATEWIDE	C	1,000,000	-
					SUBTOTALS BY MOF	B	1,100,000	1,500,000
						C	21,133,000	21,492,000
						N	500,000	500,000
						R	1,250,000	3,000,000
						T	0	4,000,000
					TOTAL - ALL MOF		23,983,000	30,492,000



Department of Land and Natural Resources  
CIP Lapses

Table 16

<u>Prog ID</u>	<u>Act/Year of Appropriation</u>	<u>Project Title</u>	<u>MOF</u>	<u>Lapse Amount \$\$\$\$</u>	<u>Reason</u>
		None			

Department of Land and Natural Resources  
Program ID Sub-Organizations

Table 17

<u>Program ID</u>	<u>Sub-Org Code</u>	<u>Name</u>	<u>Objective</u>
LNR 101	EA	Public Lands Management / Land Management Division	<p>The Land Division is responsible for overseeing approximately 1.3 million acres of public lands. The large majority of these lands comprise known as ceded in that they were ceded to the United States by the Republic and returned upon admission as a state. Much of these lands have been set aside to other governmental agencies for such purposes as schools, parks, forest reserves and State or County office buildings. The land division also leases out a portion of these land to private parties for such purposes as agriculture, pasture, commercial, industrial, resort and renewable energy projects.</p> <p>The Office of Conservation and Coastal Lands (OCCL) is under LNR 101. The OCCL processes: Conservation District Use Permits (CDUP), prosecution of land use violations, resolution of shoreline encroachments, enactment of beach restoration projects (i.e. Waikiki Beach Improvements/Kaanapali Beach and Dune Enhancement), administration of contested cases involving Conservation District Use Permit's and shoreline certifications. OCCL provides information to landowners, decision makers and the general public regarding Conservation District matters. OCCL provides direction and guidance on a wide variety of coastal issues. This includes response to coastal erosion, coastal development setbacks, and beach nourishment. OCCL is in charge of the Hawaii Climate Adaptation Initiative (OP is Co-Chair) and is developing the State Sea Level Rise Vulnerability and Adaptation Report.</p> <p>The Legacy Land Conservation Program is also under LNR 101. The Legacy Land Conservation Process: Conduct a competitive, public process that awards grants from the Land Conservation Fund to state agencies, counties, and nonprofit land conservation organizations for the acquisition of lands that have resource value to the state; administer approved grants and review and approve due diligence for conservation transactions; monitor properties conserved, in perpetuity, to assure ongoing compliance with statutory requirements and contractual terms.</p>
LNR 111	BA	Conveyances and Recording / Conveyances Division	To serve and protect the public by providing for an accurate, timely, and permanent system of recording, maintaining, and preserving land title recordings and related documents and maps.
LNR 141	GA	Water and Land Development / Dowald-Water and Land Development	Promote economic development and enhance public welfare by developing water supplies and state lands, with priority given to state-sponsored projects. Investigate and develop traditional and alternative water sources to augment and conserve existing supplies while meeting the increasing demands of state-sponsored projects. Provide engineering services to other divisions of the Department and other state agencies to execute Capital Improvements Program (CIP) and/or operating, maintenance and repair projects. Effectively manage geothermal resources and its development to protect the health and safety, and to ensure continued viability of the resource for the future.

Department of Land and Natural Resources  
Program ID Sub-Organizations

Table 17

LNR 153	CB	Fisheries Management / Aquatic Resources Division	To support and assist in the wise use of Hawaii's fishery resources and other aquatic life for Hawaii's people and its visitors by providing opportunities in managed freshwater and marine areas for fishing, diving, photography, or nature study, by providing opportunities and facilities for skill development, and by the implementation of effective resource management, appropriate regulatory frameworks, outreach, collaboration and the wise use of and the long-term sustainability of Hawaii's fishery resources through research, outreach, collaboration, and management. Coordinate with other resource management agencies in the management of fishery resources for the people of Hawaii. Enhance or improve existing resources through stock enhancement and culture research and development, thereby providing increased opportunities for fishing and seafood markets.
LNR 172	DA	Forestry Resource Management & Development / Forestry Division	To strengthen the State's economic opportunities through forest resource management to improve and assist in the sustainable production of forest products and services from forest reserves and other public and private lands. To promote resource restoration, protection, and conservation through community engagement, outreach and education.
LNR 401	CA	Ecosystem Protection and Restoration / Aquatic Resources Division	To preserve and enhance native and indigenous fish and other aquatic species and their habitats for Hawaii's people and its visitors through active protection, public information and education, and other effective management measures.
LNR 402	DA	Natural Resources and Fire Protection Program / Wildlife Section	Manage habitats to protect, maintain, and enhance the biological integrity of native ecosystems. Reduce the impacts of wildfires on native ecosystems and watersheds. Reduce the impacts of invasive species on native resources. Protect, maintain, and enhance native species populations, and recover threatened and endangered species.
LNR 402	DB	Natural Resources and Fire Protection Program / Wildlife Section	Promote outreach and foster partnerships to improve public understanding, responsibility, and participation in natural resource protection. Conduct monitoring and evaluation to guide the development of recovery and management plans, and ensure cost effective adaptive management of implementation actions.
LNR 404	GC	Water Resources / CWRM - Water Code	To set overall water conservation, quality and use policies, define reasonable and beneficial uses, protect ground and surface water resources, watersheds and natural stream environments, establish criteria for water use priorities while assuring appurtenant rights and existing correlative and riparian uses and establish procedures for protecting and managing Hawaii's water resources.
LNR 405	HA	Conservation and Resources Enforcement / Enforcement	To effectively uphold the laws that serve to protect, conserve and manage Hawaii's unique and limited natural, cultural and historic resources held in public trust for current and future generations of visitors and the people of Hawaii nei.
LNR 405	HB	Conservation and Resources Enforcement / Enforcement	To effectively uphold the laws that serve to protect, conserve and manage Hawaii's unique and limited natural, cultural and historic resources held in public trust for current and future generations of visitors and the people of Hawaii nei.

Department of Land and Natural Resources  
Program ID Sub-Organizations

Table 17

LNR 407	NA	Natural Area Reserves and Watershed Management / Native Ecosystem Section	To protect, restore, and enhance Hawaii’s natural areas, forested watersheds, native ecosystems, unique native plant and animal species, and cultural and geological features for their inherent cultural, scientific, educational and economic values for the enrichment of present and future generations.
LNR 801	CH	Ocean-Based Recreation / Administration	To enrich the lives of people of all ages, both residents and visitors alike, by providing opportunities and facilities for developing skills and participating in both organized and non-organized ocean-based outdoor activities such as boating of all types, salt water fishing, surfing, sailboarding and diving, ocean swimming and other related activities of all types.
LNR 802	HP	Historic Preservation / Historical Preservation	To develop and maintain a comprehensive program of historic preservation to promote the use and conservation of historic properties for the education, inspiration, pleasure and enrichment of the citizens of Hawai'i.
LNR 804	DA	Forestry and Outdoor Recreation / Forest Recreation Section	To provide managed opportunities and facilities for the public to engage in multi-use outdoor recreation activities (hiking, biking, equestrian riding, off-highway vehicle use, hunting, and camping), while also providing access for resource management. To maintain and enhance a public hunting program to control animal damage in watershed areas, and to provide a source of food and outdoor recreation for the public. To document and inventory ownership of historic trails and old government roads for public use.
LNR 805	CB	District Resource Management / Aquatic Resources Division	Enriches the lives of people of all ages of the respective counties within the State of Hawaii by providing aquatic resource management at an appropriate level. Takes into account the differences between each County in Hawaii and consults with the appropriate moku on resource management.
LNR 806	FA	Parks Administration and Operations / State Parks Division	Maintain natural and cultural parks, facilities, infrastructure and resources for current residents and out of state visitors and to sustain these features for future generations. In doing so, provide safe and managed public access to park units containing sensitive natural and cultural resources and historic sites.
			Regulate and manage increasing commercial activities that provide both services and tours to selected features in a sustainable manner.
			Identify emerging recreational issues and develop management strategies to insure these activities adhere to public safety goals and sustainability of natural and cultural resources.
LNR 806	FI	Parks Administration and Operations / Park Interpretation	Educate the public in safety and respectfully accessing sensitive resources and historic sites by developing interpretive programs, signage and providing public information.
LNR 810	GD	Prevention of Natural Resources / Dowald-Flood Control and Dam Safety	Protect people, property, and natural resources from natural hazards through planning, management, mitigative efforts, and regulatory programs (including the National Flood Insurance Program - NFIP).

Department of Land and Natural Resources  
Program ID Sub-Organizations

Table 17

LNR 906	AA	LNR - Natural and Physical Environment / Departmental Administration - LNR	To enhance program effectiveness and efficiency by formulating policies, directing and coordinating operations and personnel, and providing other administrative and support services.

Department of Land and Natural Resources  
Organization Changes

Table 18

<u>Year of Change</u> <u>FY20/FY21</u>	<u>Description of Change</u>
FY2019	Budgeted exempt position 117517 extended effective 07/01/18, NTE 06/30/19. *
FY2019	Established budgeted positions 122822 and 122823 effective 10/15/18 per Act 53, SLH 2018.
FY2019	Budgeted exempt position 102283 extended effective 07/01/18, NTE 06/30/19. *
FY2019	Budgeted exempt position 122530 extended effective 07/01/18, NTE 06/30/19. *
FY2019	Budgeted temporary position 118972 extended effective 07/01/18, NTE 06/30/19. *
FY2019	Budgeted temporary position 120981 extended effective 07/01/18, NTE 06/30/19. *
FY2019	Civil service position 33297 abolished per Act 53, SLH 2018 effective 07/01/18.
FY2019	Budgeted temporary positions 109101 and 116574 extended effective 10/01/18, NTE 09/30/19. *
FY2019	Conversion from exempt to civil service for position 113267 per Act 53, SLH 2018 effective 08/16/18, NTE 06/30/19. *
FY2019	Exempt position 118629 abolished per Act 53, SLH 2018 effective 07/01/18.
FY2019	Budgeted temporary positions 116574, 118628, 118784 extended effective 10/01/18, NTE 09/30/19. *
FY2019	Budgeted temporary position 122543 extended effective 07/01/18, NTE 06/30/19. *
FY2019	Established budgeted temporary position 122712 effective 07/18/18, NTE 06/30/19 per Act 49, SLH 2017.
FY2019	Established budgeted temporary position 122714 effective 07/19/18, NTE 06/30/19 per Act 49, SLH 2017.
FY2019	Budgeted temporary position 116575 extended effective 07/01/18, NTE 06/30/19. *
FY2019	Budgeted temporary position 118250 extended effective 07/01/18, NTE 06/30/19. *
FY2019	Budgeted temporary positions 121976, 122076, 122213, 122264 extended effective 07/01/18, NTE 06/30/19. *
FY2019	Budgeted civil service position 118332 redescribed from Planner IV to Planner V effective 08/01/18.
FY2019	Established budgeted temporary position 122708 effective 09/04/18, NTE 06/30/19 per Act 124, SLH 2016.
FY2019	Budgeted temporary positions 120332, 120863, 121490, 122307, 122328, 122329, 122330, 122434 extended effective 07/01/18, NTE 06/30/19. *
FY2019	Conversion from temporary to permanent for positions 117828, 118277, 118284, 118287 per Act 53, SLH 2018 effective 07/01/18.
FY2019	Conversion from temporary to permanent for positions 112451, 118276, 118285 per Act 53, SLH 2018 effective 07/01/18.
FY2019	Conversion from temporary to permanent for positions 13357, 118602, 118603, 118680, 119025 per Act 53, SLH 2018 effective 07/01/18.
FY2019	Budgeted temporary positions 119078 and 122326 extended effective 07/01/18, NTE 06/30/19. *
FY2019	Budgeted temporary positions 120324, 120325, 121624, 121641, 121642, 122327 extended effective 07/01/18, NTE 06/30/19. *

Department of Land and Natural Resources  
Organization Changes

Table 18

FY2019	Conversion from temporary to permanent for positions 112450, 117018, 118275, 118289, 118290, 118291, 121616 per Act 53, SLH 2018 effective 07/01/18.
FY2019	Established budgeted temporary positions 122858, 122859, 122860, 122861 effective 11/15/18, NTE 06/30/19 per Act 53, SLH 2018. *
FY2019	Conversion from temporary to permanent for position 13312 per Act 53, SLH 2018 effective 07/01/18.
FY2019	Budgeted temporary positions 121718, 122003, 122007, 122269, 122271, 122272, 122278, 122501, 122574 extended effective 07/01/18, NTE 06/30/19. *
FY2019	Conversion from temporary to permanent for positions 118274, 118288, 118405, 118857 per Act 53, SLH 2018 effective 07/01/18.
FY2019	Established budgeted temporary position 122817 effective 10/09/18, NTE 06/30/19 per Act 53, SLH 2018. *
FY2019	Established budgeted temporary position 122821 effective 10/11/18, NTE 06/30/19 per Act 53, SLH 2018. *
FY2019	Established budgeted position 122833 effective 10/24/18 per Act 53, SLH 2018.
FY2019	Established budgeted position 122834 effective 10/25/18 per Act 53, SLH 2018.
FY2019	Conversion from temporary to permanent for positions 112452, 118261, 118337, 118338, 120328 per Act 53, SLH 2018 effective 07/01/18.
FY2019	Budgeted temporary positions 120729, 120730, 120765, 121614, 122243, 122488 extended effective 07/01/18, NTE 06/30/19. *
FY2019	Established budgeted temporary position 122836 effective 10/29/18, NTE 06/30/19 per Act 53, SLH 2018. *
FY2019	Established budgeted position 122856 effective 11/09/18 per Act 53, SLH 2018.
FY2019	Established budgeted temporary position 122857 effective 11/14/18, NTE 06/30/19 per Act 53, SLH 2018. *
FY2019	Budgeted exempt position 122161 extended effective 07/01/18, NTE 06/30/19. *
FY2019	Re-establish position 34333 effective 09/06/18.
FY2019	Budgeted position 34333 redescribed from Land Agent IV to Planner V effective 11/01/18.
FY2019	Budgeted exempt position 41674 moved from Support Branch to Administration effective 11/16/18.
FY2019	Established budgeted position 122850 effective 11/05/18 per Act 53, SLH 2018.
FY2019	Established budgeted position 122846 effective 11/02/18 per Act 53, SLH 2018.
FY2019	Established budgeted position 122748 effective 08/21/18 per Act 53, SLH 2018.
FY2019	Budgeted position 30397 redescribed from Park Caretaker II to General Laborer I effective 08/22/18.
FY2019	Established budgeted position 122829 effective 10/19/18 per Act 53, SLH 2018.
FY2019	Budgeted exempt positions 100377, 100378, 102287, 102288, 112243, 120351, 121283 extended effective 07/01/18, NTE 06/30/19. *

Department of Land and Natural Resources  
Organization Changes

Table 18

FY2019	Established budgeted exempt positions 122800, 122801, 122802 effective 09/26/18 per Act 53, SLH 2018.
FY2019	Budgeted exempt positions 102055, 102064, 102301, 103121 extended effective 07/01/18, NTE 06/30/19. *
FY2019	Established budgeted exempt positions 122797, 122798, 122799 effective 09/26/18 per Act 53, SLH 2018.
FY2019	Conversion from exempt to civil service for position 121927 effective 03/19/18.
FY2019	Budgeted position 118867 redescribed from Planner IV to Program Specialist V effective 07/01/18.
FY2019	Established budgeted position 122778 effective 09/21/18 per Act 119, SLH 2015.
FY2019	Established budgeted position 122716 effective 07/23/18 per Act 53, SLH 2018.
FY2018	Established budgeted position 122633 effective 04/12/18 per Act 49, SLH 2017.
FY2018	Budgeted position 13173 redescribed from Engineer IV to Engineer V effective 03/09/18.
	*Subject to further extensions beyond 06/30/19.
	DLNR Organizational Chart
	<a href="http://dlnr.hawaii.gov/reports/reports-to-the-legislature/2019-reports-to-the-legislature/">http://dlnr.hawaii.gov/reports/reports-to-the-legislature/2019-reports-to-the-legislature/</a>