

Department of Business, Economic Development & Tourism
Biennium Budget FY 2019 - 2021
2019 Hawaii State Legislature
Budget Briefing

Statement of
Mary Alice Evans
Director
Department of Business, Economic Development & Tourism
Before the
**SENATE COMMITTEES ON WAYS AND MEANS AND
ENERGY, ECONOMIC DEVELOPMENT, AND TOURISM**

Tuesday, January 8, 2019
1:30 PM
State Capitol, Conference Room 211

Informational Budget Briefing

Chairs Dela Cruz and Wakai, Vice Chairs Keith-Agaran and Taniguchi, and Members of the Committees. Thank you for this opportunity to testify on the Department of Business, Economic Development, and Tourism's budget.

I have asked all Division Managers and Agency Directors to be available with me today to present their programs and to answer any questions you may have.

Mission Statement: DBEDT's mission is to support the development of a Hawaii economy that embraces innovation; an economy that is globally competitive and productive; and provides opportunities for all Hawaii's citizens.

Overview: DBEDT is Hawaii's resource center for economic and statistical data, business development opportunities, renewable energy information, and foreign trade advantages. The department oversees six divisions and has 11 attached agencies.

Objectives: DBEDT's primary objectives are to create policy recommendations with respect to economic development in the State of Hawaii, and to stimulate opportunities that offer the most immediate promise of expanding Hawaii's economy. The department encourages initiative and creative thinking in developing objectives and activities that are in line with our growth strategy.

DBEDT is working to develop a business environment that promotes long-term economic growth, encourages innovation and entrepreneurship, and facilitates job creation at higher wages for all of Hawaii's residents.

At the department, we continue to focus our efforts on positioning the State to compete in

today's global economy. Our divisions focus on initiating, promoting, and creating opportunities to develop and grow our innovation workforce.

Overall, we expect continued growth in Hawaii's economy for 2018 and in 2019. Currently, Hawaii's unemployment rate is 2.2%, the lowest in Hawaii's history and the lowest in the nation. Our labor force, employment, and payroll job counts are at record high levels in the State's history.

Hawaii's tourism industry continues to grow with an increase of 6.7% in visitor arrivals by air from 2017. The average daily visitor count increased by 14,990 or 6.5% from 2017. Through the first three quarters of 2018, visitor expenditures were estimated to total at \$13.6 million an increase of \$1.2 million or 9.8% over the same period in 2017. For 2019, visitor expenditures are expected to grow at a lower rate of 1.8% in visitor arrivals, 2.1% in visitor days and 4.2% in visitor expenditures.

Hawaii's economy, as measured by real GDP, is projected to grow at slower pace in the next few years with a 1.0% increase in 2018 and 1.2% growth in 2019.

Creating a balance between expanding Hawaii's economy and protecting our natural resources for residents and visitors to enjoy remains a challenge. The Land Use Commission and the Office of Planning work toward keeping our communities sustainable to ensure that the limited lands that we have are used appropriately. The Hawaii Housing and Finance Development Corporation and the Hawaii Community Development Authority assist with the critical need of providing affordable housing to the people of Hawaii.

Our State Energy Office is increasing its efforts to guide our State toward the Hawaii Clean Energy Initiative goals to achieve 100 percent renewable energy in the electricity sector by 2045, reduce electricity consumption by 4,300 gigawatt-hours by 2030, and reduce petroleum use in transportation. In addition, we are working on advancing aerospace, foreign trade, exporting locally made products, and increasing the number of international students to further move the State's economy forward and create new jobs and opportunities for Hawaii's residents.

DBEDT's Priority: To Continue to Develop Hawaii's Innovation Economy

Innovation is the key to Hawaii's growth strategy in today's global economy. Technology is helping Hawaii to bridge the distance between the Pacific and other parts of the world. In an instant, people from all over the world can see their friends walking on the beach in Waikiki through social media, enticing other visitors to experience our islands and at the same time hundreds of viewers can be watching a webinar of an Energy Summit. Broadband provides rapid access for all types of information and increases new opportunities for business development through innovation, expansion and e-commerce. Demand for faster speeds and additional capacity becomes increasingly more important because time is money.

As noted in the FCC's National Broadband Plan (FCC 2010), broadband can provide other benefits as well, such as supporting entrepreneurship and small businesses, promoting energy efficiency and energy savings, improving government performance, and enhancing public safety, among others.¹

In the first two quarters of 2018, Hawaii's Proprietors Income, the income most closely related to entrepreneurial activity, increased by \$255.5 million or 4.5% over the same period in 2017.

DBEDT's divisions and attached agencies have aligned their programs to support an entrepreneurial ecosystem. Hawaii has made tremendous progress in support of this ecosystem, which include:

- Broadband – increasing the State's broadband speeds and capacity
- Co-working spaces opening up around the State
- 80/80 Initiative, a goal for Hawaii to create 80,000 new tech and innovation jobs earning more than \$80K annually by 2030.
- Creative media/film studio complex
- Creative Lab Hawaii
- Hawaii State Trade Expansion Program (HiSTEP)
- Student Ambassador Program
- International Student Exchange
- Export tradeshows (e.g. Tokyo Gift Fair)
- Industry showcases (e.g. Honolulu Fashion Week)
- Startup Weekends and Pitch Events
- Investor/Education Summits (e.g. VERGE Hawaii, East Meets West conference)
- A continuum of startup capital available, from accelerator programs to Hawaii-based investment funds
- FTZ and NELHA's new business incubators

[NOTE: A complete list of operating and CIP requests are on Tables 4 and 15].

Budget Priorities: DBEDT's budget priorities are based on those initiatives that best meet the following objectives:

- **Create an Innovation Economy** – Create an infrastructure that enables Hawaii's creative and entrepreneurial talent to turn ideas into products, solutions, and services in a globally competitive economy. This will, in turn, increase the flow of people, products, services and ideas between Hawaii and export markets.
- **Expand Hawaii's Clean Energy Initiative** – Grow Hawaii's clean energy economy through the Hawaii Clean Energy Initiative by transforming how the State uses energy by accelerating the production of renewable and alternative energy, increasing energy

¹The Digital Divide and Economic Benefits of Broadband Access, Council of Economic Advisers Issue Brief (March 2016): 6.

efficiency and developing and adopting new technologies, thereby ensuring energy security, long-term environmental quality and benefits to residents.

- **Improve Hawaii’s Business Environment** – Lead public sector efforts to bring about a business environment that is market-driven, and rewards productivity and entrepreneurship; along with creating an environment that supports public-private partnerships.
- **Increase Hawaii’s Broadband Speeds and Capacity** – Expanding the State’s broadband capacity will enable increased rapid access to information, accelerate business development, connect first responders more efficiently, create telemedicine opportunities for the healthcare industry, enhance educational resources, improve communications networks, enhance telecommuting, and enable smart grid technology.
- **Plan Dynamic Communities** – Plan and develop live-work-play communities to attract and retain a skilled workforce. At the same time, meet the demand for housing by supporting the creation of low- and moderate-income homes for Hawaii’s residents through financing of private sector developments with long-term affordability.
- **Measure and Monitor Economic Conditions** - Provide economic data and research analysis, and policy recommendations to government agencies and to the business community by making them accessible online.
- **Sustain the Visitor Industry** – Develop and implement Hawaii’s strategic and marketing plan for tourism to sustain a healthy visitor industry through alignment of global marketing programs with Hawaii’s distinctive products, natural resources, the Hawaiian host culture and multi-cultures.

Economic Conditions:

[NOTE: On January 3, 2019, Dr. Eugene Tian did a presentation to the Legislature on current economic conditions for Hawaii’s economy. The PowerPoint presentation is attached.]

BUSINESS DEVELOPMENT & SUPPORT DIVISION – BED 100

MISSION: The Business Development & Support Division (BDS) promotes industry development and diversification in Hawaii by supporting existing and emerging industries; attracting new investment and businesses that can create more high-skilled, quality jobs in the State; increasing exports of Hawaii products and services; expanding Hawaii's participation in global trade and commerce; and by supporting small business and community-based organizations.

ECONOMIC AND FISCAL CONDITIONS: BDS's share of DBEDT's general funds restriction creates hardships on the Division's ability to undertake planned projects and activities to meet its intended goals.

NOTABLE PERFORMANCE MEASURES, EXPECTED OUTCOMES, AND RECENT RESULTS:

- **Hawaii State Trade Expansion Program (HiSTEP):** BDS's export program targets growth companies to increase export revenues and capital. In the sixth year of this program, BDS has participated in over 35 international and domestic trade shows and retailer promotions. More than 600 Hawaii companies from industries ranging from fashion, food, gifts, education, to life sciences, were featured at various DBEDT-produced Hawaii Pavilions in Japan, Taiwan, China, and major U.S. Cities such as Orlando, Salt Lake City, San Francisco, San Diego, Chicago, Boston, Philadelphia and Las Vegas.

To continue this export program, the division won a competitive grant award of \$450,000 from the U.S. Small Business Administration (SBA). The division's proposal included a series of overseas and domestic trade shows, training and cost share programs. In total, during the six years that this program has been in operation, the division has been awarded \$3.5 million in grant monies.

In 2018, HiSTEP activities helped 228 companies and resulted in \$18.5 million in export sales. Additionally, 109 companies participated in 7 export readiness training sessions.

2019 goal: Secure \$500,000 SBA award; assist 150 companies; and achieve \$25 million in export sales.

- **International Student Attraction:** Within Hawaii's overseas offices in Taipei and Beijing, the Division has established Hawaii Education Service Centers to attract and increase international students at Hawaii's schools, colleges and universities. The Hawaii Education Service Centers work with the DBEDT-organized Study Hawaii Education Consortium of 31 schools. The division and its overseas offices, in collaboration with Study Hawaii, led a delegation of 15 journalists from Beijing and Taipei to help promote education in Hawaii. The Student Ambassador Program deputized 591 international students as ambassadors to promote Hawaii as a learning destination.

For 2017, there were 12,916 international long-term and short-term students in Hawaii. They had a \$497.5 million economic impact, generated \$38.2 million in State taxes, and supported 5,264 jobs.

2019 goal: Attract 14,000 students; and generate \$500 million in economic output (as to be reported for 2018).

- **2017 Tokyo International Gift Show:** In September 2018, DBEDT organized a strong delegation representing 80 Hawaii companies and products to promote a diverse selection of Hawaii-made products as part of the Hawaii Pavilion at the 2018 Autumn Tokyo International Gift Show. The Tokyo International Gift Show is the largest international trade show in Japan with more than 190,000 distributors, wholesalers, brokers and retailers attending the four-day trade show. Leveraging Hawaii's strong brand in Japan, 2018 marked the seventh year that DBEDT has led an export promotion mission to Japan. Hawaii exhibitors reported short- and mid-term sales of over \$8.5 million.

2019 goal: 80 companies participating and reporting \$10 million in direct and mid-term export sales.

- **“Buy Hawaii, Give Aloha” Consumer Fairs in Japan:** DBEDT participated in a consumer fair in Japan: The Hawaii Fair at the Hankyu Umeda Department Store in Osaka, in July with 24 vendors. Exposure at the fair was in excess of 250,000 consumers of all ages and segments. Actual and projected sales as a result of participating in the fairs topped \$647,000.

2019 goal: 30 vendors topping \$750,000 in over-the-counter sales.

- **Enterprise Zones (EZ):** The EZ Partnership Program is a joint state-county effort intended to stimulate—via tax and other incentives—certain types of business activity, job preservation, and job creation in areas where they are most appropriate or most needed. At the end of 2017, the companies eligible to receive EZ benefits reported 1,746 new or maintained jobs statewide. There were 230 companies enrolled in the EZ Program at the end of 2017.

2019 goal: 250 companies enrolled at the end of FY 2018.

- **Opportunity Zones:** The Opportunity Zones program provides a federal tax incentive for investors to re-invest their unrealized capital gains into Opportunity Funds that are dedicated to investing into Opportunity Zones, which are low-income urban and rural communities. The Governor of Hawaii was authorized to designate 25 census tracts as Opportunity Zones, which DBEDT coordinated.

2019 goal: Working with the counties, market Hawaii's Opportunity Zones to potential investors through at least six outreach activities.

- **Hawaii Small Business Fair:** The Hawaii Small Business Fair co-sponsored by DBEDT again achieved success with attendance of over 250 entrepreneurs each at the main and mini-fairs.

2019 goal: Total 300 attendance at the annual fair.

- **International Affairs:** The Division led the signing of a Sister-State agreement with Goa, India, and commemorated the 25th Anniversary of the Sister-State with Taiwan. The Division also organized two missions to promote trade and investment: with the Hawaii-Hiroshima Sister-State Committee to Hiroshima, and to Hokkaido.

2019 goal: Co-produce a Japan-Hawaii Economic Summit in Japan.

FEDERAL FUNDS: In October 2018, DBEDT’s HiSTEP was awarded \$450,000 via a competitive grant from the U.S. Small Business Administration (SBA) to increase the number of Hawaii small businesses that export, as well as to increase the dollar amount of exports from small businesses already involved in global markets. HiSTEP is a comprehensive program involving training, trade shows, consumer shows, and direct company assistance. DBEDT must compete again for federal funding from the SBA for up to \$750,000 in 2019.

Federal Award Title: State Trade Expansion Program

CFDA Number: 59.061.

NON-GENERAL FUNDS: Hawaii Community-Based Economic Development Revolving Fund, State Trade and Export Promotion, State Trade Expansion Program, State Disaster Revolving Fund. Link: <http://budget.hawaii.gov/budget/reports-to-the-legislature/1983-2/fiscal-years-2015-2021-submitted-2019/>

BED 100 EXECUTIVE BUDGET ADJUSTMENT:

- **\$100,000 (each FY 20 and FY 21) Funding for International Student Attraction.** To conduct activities to attract and recruit international students to study in Hawaii.

LAND USE COMMISSION – BED 103

MISSION: The Land Use Commission (LUC) works with the Hawaii State Legislature, County Planning Departments, interest groups and landowners to define constitutionally mandated standards and criteria for the classification of land, assist in planned growth and protect important agricultural lands in the State of Hawaii. The commission also works with the County Planning Departments to enhance and clarify the special permit process in the Agricultural Land Use District.

The program objectives of the Land Use Commission are to:

- 1) Process, review, and act on petitions for district boundary amendments, which involve lands more than 15 acres in the State Agricultural, Rural, and Urban Districts, and all

- petitions seeking reclassification of lands in the Conservation District;
- 2) Review and act on applications for special permits in the Agricultural and Rural Districts which are more than 15 acres;
 - 3) Develop, in conjunction with the counties and the State Legislature, maps and boundary designations for all of the State's Important Agricultural Lands (IAL);
 - 4) Designation of IAL for protected status;
 - 5) Process private landowner petitions for designation of their lands as Important Agricultural Lands;
 - 6) Process motions and boundary interpretation requests; and
 - 7) Maintain, update, and disseminate official State land use district maps and land use information.

LUC operates by means of a nine-member voluntary commission, assisted and supported by the executive officer, chief clerk, GIS specialist, three planners and one secretary (seven employees).

ECONOMIC AND FISCAL CONDITIONS: Current economic conditions have increased the number of petitions filed with the LUC. In particular, LUC is seeing a significant increase in affordable housing (201H) projects. These are "fast track" projects that are approved or disapproved within 45 days of submission. In addition, the demand for workforce housing and single-family residences have resulted in the re-animation of several projects that were approved some time ago but have not been developed for economic reasons. These projects are now being revised and requests are being made for modifications or amendments.

Lending terms are currently in flux and there is a retraction of capital available for development of single-family homes. As predicted, we are seeing a predicted contraction in the real estate industry. Based on historical patterns, LUC is experiencing a significant increase in petitions and motions to amend ahead of the impending slowdown. Due to the housing crisis we are expecting a continued upward trend in 201H projects.

Significantly, with the closure of sugar plantations and the difficulty faced by large-scale farming operations, LUC has seen a number of petitions filed to place land into the Important Agricultural Land Designation. We expect the County of Oahu to bring forward its designation within the next year. With the demise of sugar, this initiative is especially critical in Maui County, however, there has not been any action as yet from the County. We are continuing to work with them in this regard.

NOTABLE PERFORMANCE MEASURES, EXPECTED OUTCOMES, AND RECENT RESULTS:

NOTE: Measures of performance are generally not within the control of LUC, but rather are based on the number of petitions filed and the requests made for boundary determinations. In certain years the number of petitions may be higher than others, but the types of petitions handled may have been relatively simple in that year. Other years may show a lower number of petitions reviewed but they may have been significantly more complex resulting in longer times to completion.

- LUC has met all of its requirements with regard to petitions filed in a timely manner. In FY 18, and since FY 12, LUC has met all required action deadlines well within the statutory time period and has reduced the time for response to boundary determinations by 50%.
- Digitizing archived materials and adding another staff person will give LUC the ability to overcome efficiency issues associated with limited resources.
- With the influx of 201H projects (which must be processed within 45 days), LUC has increased efficiency by making rule changes and working directly with petitioners to ensure a fair but expedited process.
- The commission has become increasingly efficient by using electronic filings and posting public documents on a revised website decreasing the time to process matters by an average of 30 to 60 days depending on the nature of the petition or motion.
- The LUC has amended its rules to ensure issues of sustainability and climate change are addressed in its examination of district boundary amendments. Requiring analysis in these areas will ensure that LUC meets its obligations under the public trust doctrine.
- The addition of a third planner following last year's budget appropriation has provided LUC with the ability to ensure compliance with petitions. We have successfully brought two matters forward to respond to violations of conditions. Both resulted in reversion of the property back to their original classification.

FEDERAL FUNDS: None.

NON-GENERAL FUNDS: None

BED 103 EXECUTIVE BUDGET ADJUSTMENT: None

CREATIVE INDUSTRIES DIVISION – BED 105

MISSION: The Creative Industries Division (CID) is the State's lead agency responsible for building and strengthening Hawaii's creative economy, along with maintaining its attraction as a film and media hub in the Pacific. Comprised of the Hawaii Film Office and the Arts and Culture Development Branch, CID's strategic initiatives accelerate growth opportunities for creative entrepreneurs, build workforce and infrastructure development for the creative and innovation sectors, as well as managing all statutory programs for the film industry, including film permitting and tax credit management. CID manages the statewide Creative Lab Hawaii Accelerator, and its related programs, which are key components of Hawaii's innovation-based economic diversification strategy.

ECONOMIC AND FISCAL CONDITIONS:

Restrictions/Partnerships: CID has developed strong partnerships with the Economic Development Boards on all islands, as well as the County Creative Industries and Film Offices to provide foundational structure by which to grow the State's creative ecosphere development

programs. While CID's share of DBEDT's general fund restriction has an impact on key initiatives and film office marketing, collaboration with both government and private sector will provide a way to achieve delivery of programs in spite of the funding restriction.

Staffing Capacity & Skill Sets: Film production in Hawaii has seen its biggest year in CY 2018, hitting an all-time high of \$479M in estimated production spend, generating 2,773 production jobs, \$43M in estimated state taxes generated and over \$900M in economic impact statewide. With this volume of production, staff capacity continues to be stretched impacting operations. An online film permit system has been created to assist in this challenge, but the issue remains that with the changes brought by new elements of Act 143 (18), we have to increase the expertise on staff. A dedicated accounting/audit staff of 1 to 2 personnel is necessary. The division is awaiting approval for re-description of the existing positions (EDSVI and EDSV) currently held by 89-day hires to accommodate this necessary and critical skill set.

Hawaii's Creative Economy Growth: Overall, Hawaii's creative economy continues to post vibrancy in the sectors. On the rise is increase in licensing music for television series, national commercials, as well as increased deals resulting in export of creative content and fashion products globally.

- Creative Sectors increased in size by 9.7% percent between 2007-2017.
- 53,993 individuals and companies comprise Hawaii's entrepreneurial ecosphere.
- \$3.6 billion = creative sectors contribution to Hawaii's GDP, representing 4.1% of total.

NOTABLE PERFORMANCE MEASURES, EXPECTED OUTCOMES, AND RECENT RESULTS:

- **Film Production:** Film Production in calendar year 2018 totaled to \$479M with two television series; *Hawaii 5-0* and *Magnum P.I.*, feature films included *Jungle Cruise*, *Godzilla vs. Kong*, *Triple Frontier*, and a host of international and local independent films. Neighbor island production spend increased in 2018 as well, a total of \$114M in estimated production spend.
- **Infrastructure - Creative Co-Working Spaces:** CID conducted focus groups and surveys among creatives statewide to gain insights on the industry needs and where gaps exist in infrastructure and business opportunities. The division partnered with Foreign-Trade Zone (FTZ) and Hawaii Technology Development Corporation (HTDC) to launch two creative co-working spaces in Kakaako; one at the Homer Maxey Center (opening February 2019) and the other at the Entrepreneurs Sandbox (Fall 2019). Each space will feature the tools necessary to create content in media, music and design/fashion. Designed as a compliment to other co-working spaces, the hardware, software and business centric programming solves an access issue to the needs of the greater creative community. A Memorandum of Agreement with the Public Access Stations will augment this infrastructure project, to deliver the same tools and programming to neighbor islands at PEG Access Centers.
- **Entrepreneurial Ecosystem Development:** Since its inception, the Creative Lab Hawaii (CLH) Accelerator has provided mentorship by industry leaders to over 1,800 Hawaii residents, in Immersive programs (20), weekend boot camps (7), and public panels and keynotes (31) in the focus areas of media, music and fashion design. The results continue to exceed expectations with three feature films financed, produced and two

more in pre-production. Produced films include award winning *How to Win At Checkers [Every Time]* and *Kuleana*. The third feature, *Hanalei Bay* will be released this year.

- CLH Music Immersive: Launched on Hawaii Island in 2016, the CLH Music Immersive program has sold or licensed the work of local Hawaii singer-songwriters, who in collaboration with major music placement companies and producers compose original works during the week long immersive to license to major studios and networks. Over 60 songs have been completed and are now part of an L.A. based music placement company's library, continuing to be pitched for multiple entertainment sector deals. Recent placements include CW Network "Nashville," Fox Television Network's hit series Empire and Star, and the STARZ Network/Lionsgate Entertainment.
- CLH Web Series, Writers and Producers Immersives:
 - CLH Writer Immersive fellow Amy Bircher has sold her third teleplay to Lifetime Network.
 - Jason Lau has completed his feature film, *Hanalei Bay*, in co-production with Unijapan.
 - Producing fellow Brian Kohne hosted a screening and garnered a new distribution deal for his feature *Maui*.
 - Jeff Orig's *Waikiki PD* web series has garnered a host of international awards and is in pre-sales for a feature film version.
 - CLH fellows whose projects are ready for market have pitched their projects, met with investors, decision makers and landed distribution and work for hire deals at trade shows which include American Film Market (AFM), VidCon, National Association of Television and Production Executives (NATPE), ASCAP I Create Music Expo, and the IDGA's Game Development Conference.

FEDERAL FUNDS: Through the U.S. Department of Commerce, Economic Development Administration, CID received an Economic Adjustment grant of \$400,000 which has been fully expended over the FY14-18 years. The division is in the process of applying for a new grant to augment expansion of the statewide entrepreneurial ecosystem, through its Creative Lab Hawaii (CLH) Accelerator Program.

NON-GENERAL FUNDS: Technical Assistance for Entrepreneurs, Creative Industries Division Special Fund. Link: <http://budget.hawaii.gov/budget/reports-to-the-legislature/1983-2/fiscal-years-2015-2021-submitted-2019/>

BED 105 EXECUTIVE BUDGET ADJUSTMENT:

- **\$100,000 (for both FY 20 and FY 21) Creative Lab Funding.** Restore CLH funds for neighbor islands, high school pilot programs and masters programs/community resource centers at CreativeSpace locations.
- **CIP \$500,000 (FY 20) for CreativeSpace and Equipment.** Purpose built co-working facilities on Oahu to support CLH, Ohina and more community based commercial

projects, creating a hub for creative entrepreneurs statewide. Partners include HTDC, FTZ and PEG Access facilities.

FOREIGN-TRADE ZONE DIVISION – BED 107

MISSION: The Foreign-Trade Zone Division No. 9's (FTZ 9) mission is to establish, maintain, and administer general-purpose Foreign-Trade Zones and special-purpose Foreign-Trade Subzones throughout the State; provide storage and distribution services to firms engaged in import/export of merchandise; and lease office, warehouse, and manufacturing space to firms engaged in international trade. The FTZ receives no general funds. FTZ 9 has over 390 clients, providing revenues of over \$2 million annually, which wholly supports the program. During the last reporting year in its report to Congress, FTZ 9 had nearly \$7 billion in cargo and merchandise transited through FTZ sites in Hawaii. One hundred different types of foreign merchandise were received into the FTZ9 Zone Project from 34 different countries.

ECONOMIC AND FISCAL CONDITIONS: The international trade sector of the nation's economy entered a rocky period this past year with the implementation of protectionist trade tariffs. Most notably against the America's largest trading partner, China. Multiple tariff actions against a wide range of Harmonized Tariff Schedule of the United States (HTSUS) commodities has led to an unstable global marketplace. Actions on all sides have caused disruption in supply chains and has impeded open trade. However, even with the uncertainty in the international sector, Hawaii's trade activity remains stable. A late year influx of ocean container activity was seen, but this was most likely due to companies' rush to enter merchandise prior to the implementation or increase in tariffs. Following the national trend of decreased dollar activity, FTZ9 too reflected a modest decrease from the previous year. There were, however, noteworthy highlights to the FTZ9 program. Exports from FTZ9 zone sites increased in the past year, up over 13 percent. The FTZ9 Pier 2 facility continues to leverage its position as the Hub of International Trade in Hawaii, operating at full capacity with all 75 offices at Pier 2 leased to those who engage in international trade or who support and develop the trade community. The Homer A. Maxey Conference Center is utilized by industry, state and federal agencies on an ongoing basis with activity in the room 3-4 times a week, moving the State's trade industry and economic growth forward. Further, utilization of the program's six-acre warehouse continues to maintain a very high capacity of cargo storage and distribution.

Over the past year, the FTZ has continued to work to diversify its tenant base to include companies in the renewable energy and digital media development sectors of the economy. This allows for a wider base of clients and greater opportunities to grow and sustain international trade prospects in diverse, emerging economic sectors for international business.

NOTABLE PERFORMANCE MEASURES, EXPECTED OUTCOMES, AND RECENT RESULTS:

- At 460 firms using FTZs throughout Hawaii, Foreign-Trade Zone No. 9 again had the highest number of users of a Zone project in the nation.
- Zone activity in the state supported 2,637 jobs for Hawaii.

- Hawaii's Foreign-Trade Zone project continues to remain in the top 25 FTZs in the nation, with total exports annually reaching nearly \$430 million, 20th highest in the nation according to the Foreign-Trade Zones Board Annual Report to Congress. FTZ 9 ranked 13th highest in the nation for exports from warehouse/distribution activity.
- Total value-added and manufacturing activities was over \$4.7 billion from the Hawaii FTZ project.
- Capital Improvement projects within the State's FTZs totaled over \$9 million.
- FTZ9's Pier 2 facility has operated for a year on its 370kWh Photovoltaic System. This installation is the largest PV system operating in the core downtown business district and covers nearly all of the facility's daily energy requirements.

FEDERAL FUNDS: None.

NON-GENERAL FUNDS: FTZ Special Fund. Link: <http://budget.hawaii.gov/budget/reports-to-the-legislature/1983-2/fiscal-years-2015-2021-submitted-2019/>

BED 107 EXECUTIVE BUDGET ADJUSTMENT:

- **\$150,000 Increase to Personnel Ceiling** to cover the projected increases in Collective Bargaining Agreement for both FY 20 and FY21.

HAWAII TOURISM AUTHORITY – BED 113

MISSION: The Hawaii Tourism Authority (HTA) is the official agency for tourism in the State of Hawaii. Among its responsibilities, HTA is charged with setting tourism policy and direction; developing and implementing HTA's tourism strategic and brand management plan; managing programs and activities to sustain a healthy visitor industry; and coordinating tourism-related research, planning, promotional and outreach activities. HTA serves as a vital bridge between government and the tourism industry.

HTA is guided by its Strategic Plan. One of HTA's key strategic roles is managing the promotion of Hawaii's brand, and supporting programs to help deliver on the brand promise. This work requires HTA, as the overall custodian of the Hawaii brand, and through the execution of the HTA Brand Management Plan, to ensure the alignment of marketing programs with a true Hawaii experience.

HTA accomplishes successful brand management without General Fund appropriations, but through reinvestment of Transient Accommodations Tax (TAT) revenue in to its programs. HTA coordinates with global contractors, visitor industry partners, including domestic and international airline carriers, travel trade members, and community stakeholders to ensure marketing and communication efforts are on target and appropriate, and aligned with Hawaii's distinctive products, activities, natural resources, Hawaiian culture and multi-cultures; in sum, the Hawaii experience.

Relating to the Hawaii experience and delivering on the Hawaii brand promise, HTA helps to create and support the development of unique tourism experiences, while also helping to manage Hawaii as a destination through support of community, Hawaiian cultural and natural resource programs that aim to strengthen our communities, in the interest of residents and visitors alike. HTA also directly affects the visitor experience through its support of career development and visitor assistance initiatives.

ECONOMIC AND FISCAL CONDITIONS: HTA’s economic and fiscal conditions and notable highlights will be discussed separately.

NOTABLE PERFORMANCE MEASURES, EXPECTED OUTCOMES, AND RECENT RESULTS: HTA’s economic and fiscal conditions and notable highlights will be discussed separately.

FEDERAL FUNDS: None.

NON-GENERAL FUNDS: Tourism Special Fund, Convention Center Enterprise Special Fund.
Link: <http://budget.hawaii.gov/budget/reports-to-the-legislature/1983-2/fiscal-years-2015-2021-submitted-2019/>

BED 113 BUDGET ADJUSTMENT: None.

HAWAII STATE ENERGY OFFICE (STRATEGIC INDUSTRIES DIVISION) – BED 120

MISSION: The mission of the Hawaii State Energy Office (HSEO) is to maximize Hawaii’s energy self-sufficiency and security by developing and utilizing local energy resources in a balanced way. In doing so, HSEO will guide our State toward the Hawaii Clean Energy Initiative goals to achieve 100 percent renewable energy in the electricity sector by 2045, reduce electricity consumption by 4,300 gigawatt-hours by 2030, and reduce petroleum use in transportation. To this end, HSEO works toward the deployment of clean energy infrastructure and serves as a catalyst for energy innovation and test bed investments. By achieving these goals, HSEO will grow the clean energy sector and transform Hawaii’s economy.

ECONOMIC AND FISCAL CONDITIONS: HSEO faces a financial shortfall beginning in Fiscal Year 2022. HSEO’s primary source of funds (known as the Barrel Tax) is deposited into the Energy Security Special Fund which was established under Act 208 (2008) to provide HSEO with a reliable funding source for carrying out Hawaii’s energy security and jobs creation agenda. However, the current allocation of funding to the ESSF does not fully support all the personnel and programmatic needs of HSEO. Without additional funds, HSEO’s ability to plan and carry out its statutory and functional obligations and expectations as Hawaii’s lead energy agency will be adversely affected.

NOTABLE PERFORMANCE MEASURES, EXPECTED OUTCOMES, AND RECENT RESULTS:

- **Statewide Renewable Energy Portfolio Standard (RPS):** In its delegated role of supporting the State’s Energy Resources Coordinator, HSEO develops and advocates for policies, plans, and programs to assist energy stakeholders and regulatory bodies in efforts to achieve Hawaii’s statutory Renewable Portfolio Standard (RPS) targets (15 percent by 2015; 30 percent by 2020; 40 percent by 2030; 70 percent RPS by 2040; and 100 percent by 2045). As of the most recent reporting period of December 31, 2017, Hawaii’s RPS was 27.6 percent, putting Hawaii on track to achieve the 2020 interim RPS target of 30 percent. HSEO supports legislative policies, regulatory decisions and orders, and the convening of energy stakeholders to make progress on renewable energy generation projects, grid improvements, and other activities that contribute to fulfillment of RPS objectives.
- **EnerGIS Upgrade:** HSEO in 2018 unveiled an updated version of its Renewable EnerGIS online mapping tool that will make it easier for land owners, developers, residents and policy makers to assess the renewable energy potential of sites statewide. The new tool was developed jointly by HSEO and the Hawaii Statewide Geographic Information Systems (GIS) Program in the Hawaii Office of Planning. It includes a number of improvements over the original platform launched in 2012 by HSEO. Renewable EnerGIS is designed to be user-friendly without the need for special skills, software or experience. A key feature of the upgrade is a new “attribute query” search function that allows users to enter up to 10 criteria to fine tune their search.
- **Renewable Energy Projects:** The following utility-scale and pilot renewable energy generation projects were either completed or under development in 2018:
 - Waipio Solar Facility (46 MW)
 - West Loch PV Project with battery backup (20 MW)
 - Kuia Solar Project, Maui (2.87 MW)
 - South Maui Renewable Resources Solar Project, Maui (2.87 MW)
 - AES Lawai Solar Project with battery backup (20MW) – under construction
 - Kawaihoa Solar (49MW) – under construction
 - Lanikuhana Solar (14.7MW) – under construction
 - Honua Ola Biomass Project (21.5MW) – under construction
 - Honouliuli WWTP Biogas Project (800,000 therms) – under construction
- **Technical assistance to public and private entities:** Hawaii led the nation in 2018 for the seventh consecutive year in the per capita value of energy savings performance contracting (EPC). Hawaii’s \$372.81 per capita investment in energy efficiency installations has significantly outpaced all other states with second place Washington’s value of EPC investments totaling \$201.72 per capita.
- **Hawaii Green Business Program:** A partnership between HSEO, the Hawaii Department of Health, the Board of Water Supply, and the Chamber of Commerce of Hawaii, the program helps businesses implement programs to conserve energy and water, reduce waste, and foster community involvement. From its inception in 2009 through 2017,

the program has helped businesses save 22.7 million kilowatt hours of electricity, 203 million gallons of water and \$6.4 million in energy costs.

- **VW Settlement:** HSEO is drafting a plan to spend the \$8.125 million awarded to Hawaii as part of a federal settlement stemming from Volkswagen's emissions cheating scandal. Governor David Ige, in 2017, designated DBEDT the lead agency for purposes of administering the State of Hawaii's share of the Volkswagen Settlement's Environmental Mitigation Trust. HSEO was charged with expending and executing the eligible mitigation actions funded by the VW Trust. Through data collection, analysis, stakeholder engagement, and public outreach, HSEO developed Hawaii's Beneficiary Mitigation Plan which details how the State of Hawaii will use the settlement funds.
- **Hawaii Solar Brightfields Initiative:** To enhance the use of underutilized contaminated sites in Hawaii for PV development, HSEO and a division of the Hawaii Department of Health are developing a statewide database and GIS map of contaminated sites. The database includes information to screen sites for utility-scale PV development potential such as solar resource, estimated output, slope, proximity to transmission, zoning and contamination/cleanup status. These resources will enable decision makers to conduct preliminary-site due diligence regarding site development, regulatory compliance, and management needs, as well as support analysis to estimate potential site revenues and financial feasibility.
- **Energy Efficiency Symposia:** Under the framework of the Hawaii Clean Energy Initiative, HSEO continued a series of intensive energy efficiency symposia in 2018 bringing together stakeholders to brainstorm and share ideas about new approaches to unlocking the value of energy efficiency. The latest event addressed programs and policies that could stimulate the adoption of greater, deeper energy efficiency (EE) at an accelerated pace. Aggressively tackling EE is important to reduce our energy use as well as to reduce our use of imported fossil fuels.
- **Utility Model Study:** HSEO is overseeing a study to evaluate the costs and benefits of various electric utility ownership models, as well as the viability of various utility regulatory approaches, to aid Hawaii in achieving its State energy goals. HSEO hosted a series of community meetings across the State in 2017 and 2018 to solicit community input for the study being done by a contractor. The final report, due in January 2019, will be used to provide an unbiased assessment that will inform positions and future decisions on utility business models and regulatory strategies by the Governor, Legislature, and Public Utilities Commission and stakeholders.
- **Building Codes:** As a voting member and an active participant on the State Building Code Council, HSEO is working with the counties to have their County Councils adopt the new International Energy Conservation Code with Hawaii-specific amendments. The updated code, signed into law for state buildings in 2017, will reduce energy use by almost one-third and make a significant contribution toward achieving Hawaii's clean-energy goals. Each new home built to the code would save an estimated \$25,425 in energy costs over 25 years.

FEDERAL FUNDS: US Department of Energy’s State Energy Program (SEP) Formula Award CFDA 81.041. We do not anticipate any change to the State of Hawaii’s allocation of State Energy Program (SEP) funds in the next year.

Federal Award Title: State Energy Program (SEP) Formula – State of Hawaii
CFDA Number: 81.041

NON-GENERAL FUNDS: Energy Security Special Fund, Volkswagen Settlement Environmental Mitigation Trust funds. Link: <http://budget.hawaii.gov/budget/reports-to-the-legislature/1983-2/fiscal-years-2015-2021-submitted-2019/>

BED 120 BUDGET ADJUSTMENT:

- **Transfer \$13,300,000 Special Fund Ceiling from BED120/SI to BED138/GI**
Transfer the Special Fund ceiling for GEMS Bond Fund from HSEO to the Hawaii Green Infrastructure Authority (HGIA) which manages the Green Energy Market Securitization program. HGIA has recently assumed oversight of the bond repayments; therefore, the transfer of the appropriation ceiling is appropriate.

OFFICE OF AEROSPACE DEVELOPMENT – BED 128

MISSION: The Hawaii Office of Aerospace Development (OAD) facilitates coordination among Hawaii’s government, private and academic sectors to promote the growth and diversification of Hawaii’s aerospace industry.

OAD is committed to engaging with the aerospace and aviation industries to promote Hawaii as a place to do business, encouraging STEM education through participation in statewide STEM activities such as robotics, astronaut recognition and family exploration days, and workshops, supporting the development of STEM programs and degrees at the University of Hawaii, and working with local companies and educational institutions to develop technical talents needed to fill the aerospace job market.

ECONOMIC AND FISCAL CONDITIONS: Hawaii remains a tough draw for large-scale manufacturing businesses due to costs of shipping in raw materials and exporting the finished products. But Hawaii has advantages to offer the aerospace and aviation industries. The Air Force, which oversees the military aerospace programs, has a strategic presence on the islands for both flight activities and aerospace development through private companies, both local and national. NASA provides large grants to the University of Hawaii for testing and research and utilizes the moon and Mars-like surface on the island of Hawaii for analog and habitat testing. Scientists around the globe gather to work at some of the world’s best observatories on the summit of Maunakea, for its clear nights and atmospheric stability.

The global aerospace industry worth will surpass \$1 trillion in 2018. As countries race to put more satellites into orbit and the demand for air travel increases, Hawaii will need to produce

more skilled and high-tech workers in the immediate future, to support the aerospace jobs and all resulting technology spin-offs from aerospace.

The office of aerospace development continues to operate on a tight budget and as a single-person operation. With emerging industries in drones and internet of things, the office will need better fiscal and personnel support to be an active participant in these industries and to be able to position Hawaii to stake a claim to the commercial activities.

OAD's FY 19 budget provided the program with an operating budget of \$68,335, PISCES with \$517,000, UAS with \$150,000, and the Challenger Center with \$264,214.

NOTABLE PERFORMANCE MEASURES, EXPECTED OUTCOMES, AND RECENT RESULTS:

- **Unmanned Aerial Systems (UAS)** supports economic growth through engagement with federal agencies and private companies to form partnerships and to encourage business investment and development in Hawaii. The UAS program under OAD is a central point of reference and provides input, especially on federal requirements and laws pertaining to UAS systems for Hawaii businesses, public safety, law enforcement, environmental, defense, educational agencies, and other groups. Additionally, OAD has committed Hawaii to contribute to NASA's goal of commercializing autonomous air vehicles as a mode of transportation.
- **Challenger Center Hawaii** presents over 5,000 students with real world space-themed problems to develop creative solutions using collaborative problem-solving skills. Students are assigned to various teams with specific tasks such as in communication, life support, navigation, and experiments. It encourages students to explore a variety of possible careers in aerospace.
- **Small Satellite Launch Feasibility Study:** DBEDT and UH's Hawaii Space Flight Lab have determined the feasibility of a small satellite launch and processing facility on the island of Hawaii. The Pacific Spaceport Complex Hawaii, located in East Hawaii would be a site offering both a rail and stool launch pad able to launch liquid and solid booster rockets into equatorial orbit. The site will be the only commercial launch site in the State and will draw operators from around the globe to use the facility.
- **Japan Aviation Academy**, the largest aviation school in Japan, announced plans to open an academy in Hawaii and will partner with the University of Hawaii to create courses to train pilots, mechanics, flight attendants, and aeronautical engineers. The academy will create a skilled work force, filling the needs for more pilots and other aviation careers.
- **Thirty Meter Telescope (TMT)** is getting closer to realization since the Hawaii Supreme Court issued an opinion in October 2018 affirming the Board of Land and Natural Resources' issuance of Conservation District Use Permit for construction of the TMT on Maunakea.
- **PISCES** is an attached agency located in Hilo with its own executive board that was initiated by the Legislature in 2012. PISCES promotes applied research to grow sustainable and green industries in aerospace and related sectors in Hawaii, along with

associated jobs, workforce development, internships and STEM (science, technology, engineering, and math) programs.

PISCES ECONOMIC AND FISCAL CONDITIONS: PISCES' budget for **FY19** included \$400,000 for the base budget and \$150,000 in Supplemental Funding.

The resulting \$550,000 budget supports PISCES' operations (payroll for 4.1 FTE, 800 paid internship hours, occupancy, and modest variable costs). To enable the continuation of applied research, workforce training and STEM programs, PISCES plans to continue to apply for federal research grants, local education & outreach grants and private contracts.

PISCES NOTABLE PERFORMANCE MEASURES, EXPECTED OUTCOMES, AND RECENT RESULTS:

APPLIED RESEARCH

- **FY18 Results:**
 - Completed the STTR Planetary LEGO Blocks Research Project in collaboration with Honeybee Robotics.
 - Upgraded the operating and imaging system capabilities on Helelani, the PISCES planetary rover.
 - Completed the assembly and programming of an unmanned aerial vehicle for a research project funded by a Hawaii County R&D Grant. Applied for an extension to further develop the UAV based little fire ant control system.
 - Expanded work on basalt sintering with potential commercialization of sintered basalt tiles.
 - Added full-time Geology Technician to staff to expand research in Materials Science.
 - Presented papers at the Earth & Space Conference in Cleveland.

- **FY19 Expected Outcomes**
 - Intend to submit grant applications in areas of ISRU and surface mobility systems.
 - Plan to present research work in 3 different Aerospace Conferences.
 - Establish a Non-Refundable Space Act Agreement (SAA) with NASA Kennedy Space Center.
 - Complete Hawaii County Dept. of R&D research project on the UAV based little fire ant control system.

WORKFORCE DEVELOPMENT/OUTREACH

- **FY18 Recent Results:**
 - Graduated 11 Hawaii high school students during fourth annual Women's STARS Program.

- Awarded \$4,000 grant by Hawaii Technology Development Corporation to support High School girls' STEM career program (STARS program).
 - Awarded \$1,250 grant by Women's Fund of Hawaii to support STARS program.
 - Mentored six college interns through research projects in Robotics and Materials Science.
 - Launched Keaukaha Robotics Program in partnership with RISE (Revealing Individual Strength through Excellence) and UH Hilo.
 - Participated in 37 education and public outreach events.
 - Established working relationship with Maunakea Astronomy Outreach Committee to attend and participate in more community and education outreach events to promote STEM, work and internship opportunities.
 - Launched successful VexIQ robotics program for Keaukaha students in partnership with RISE and the University of Hawaii at Hilo.
- **FY19 Expected Outcomes**
 - Employ/mentor six (6) interns and student workers during summer.
 - Expand the STARS Program to include more partners and mentors, a wider variety of activities and locations, overnight accommodations and accessibility for students from all islands.
 - Engage in at least 35 community outreach events, speaking engagements, classroom and school club visits to encourage interest and mentoring involvement in STEM activities.
 - Continue to build upon work with PISCES-RISE Robotics program.

LONG-TERM ECONOMIC DEVELOPMENT

- **FY18 Recent Results**
 - Oversaw the procurement and completion of the feasibility study for a Continuous Basalt Fiber (CBF) manufacturing facility in Hawaii.
 - Established MOU's with 3 different companies (Caterpillar, NELHA, Canadensys) to enable PISCES to develop activities and research work in various areas.
 - Began groundwork with Caterpillar to establish the Hawaii International Space Exploration And Robotics Challenge (HI-SEARCh) competition for university teams.
 - Participated in the Innovative Manufacturing Center Project.
 - Participated in the Pacific Spaceport Complex Hawaii (PSCH) Project.
 - Helped BridgeSat establish communication with State Agencies, legislators and Federal Agencies to explore the construction of a ground laser-based communications station.
 - Began to explore the potential for commercializing sintered basalt tiles. Partnered with the International Moonbase Alliance to support Hawaii based prototype moon base project.

○ **FY19 Expected Outcomes**

- Contact 5 to 10 companies, agencies or entrepreneurs in related fields to explore business and research opportunities for Hawaii.
- Establish MOU's with companies interested in developing basalt products industry in Hawaii.
- Promote the Continuous Basalt Fiber feasibility study with the intent of finding potential investors interested in the project.
- Continue to participate in Multi-Purpose Processing Facility and Small Satellite Launch Facility projects.
- Continue involvement with ground-based laser communication station company.
- Plan, coordinate and execute the first HI-SEARCH competition, an international, collegiate level robotic mining competition.
- Continue working with private parties in the commercialization of sintered basalt tiles.

FEDERAL FUNDS: None.

NON-GENERAL FUNDS: None.

BED 128 EXECUTIVE BUDGETADJUSTMENT:

- **\$61,000 (for both FY 20 and FY 21) for the Challenger Center.** The Center has been operating on a shoe-string budget, unable to appropriately upgrade and maintain its systems to provide students with experience in keeping with global trends and NASA priorities in space mission and exploration. Additionally, getting the Challenger staff properly trained by the national Challenger Center to pass on the knowledge to other educators, who are bringing their class into the Center, is important for overall success of missions.

RESEARCH & ECONOMIC ANALYSIS DIVISION – BED 130

MISSION: The Research & Economic Analysis Division (READ) works to enhance and contribute to the economic development of Hawaii by providing data, analyses and policy recommendations on economic issues. READ provides economic forecasts that contribute to long-term statewide planning and infrastructure needs assessment, and also conducts and reports on basic research on Hawaii's economy.

ECONOMIC AND FISCAL CONDITIONS: There has been increasing demand for economic data and analysis by the Legislature, other government agencies, and the general public. Also, the preparation for the 2020 Census has started. READ has been working effectively by forming special teams on projects with high priorities.

NOTABLE PERFORMANCE MEASURES, EXPECTED OUTCOMES, AND RECENT RESULTS:

- **Reports:** Produced an average of 50 economic and statistical reports covering all aspects related to Hawaii’s economy and the population.
- **Website Information:** READ’s website receives an average of 30,000 page views a month.
- **Economic Studies:** READ completed the following studies:
 - Series of economic studies on education, energy, taxation, transportation, and consumer debt
 - Emerging Industries in Hawaii
 - Hawaii’s Creative Industry
 - Status of Renewable Primary Energy and Renewable Electricity
 - State of Hawaii Energy Data and Trends
 - Solar PV Battery Installations in Honolulu: 2017
 - Top 20 Occupations in Hawaii
 - Hawaii’s Working Population: An Analysis by Industry 2012-2016
 - 2017 Hawaii Quarterly Consumer Debt Report
 - Demographic, Social, Economic, and Housing Characteristics for Selected Race Groups in Hawaii
 - Population and Economic Projections for the State of Hawaii to 2045
 - The economic Impact of International Students in Hawaii – 2018 Update
 - Hawaii Tax Credit for Research Activities for Tax Year 2017
 - Hawaii’s Petroleum Consumption and Expenditures by Product and by Sector
- **Support for Government and Business:** READ provided economic data and analysis for government agencies and the business community. These included the monthly passenger count for the Hawaii Tourism Authority to estimate the visitor numbers; and preparing economic documents for the Department of Accounting and General Services, Department of Transportation, and Department of Budget and Finance.
- **State Financial Activities:** READ participated in the activities of the State revenue bond and general obligation bond credit rating and sales.
- **Education and Outreach:** READ delivered an estimated 20 presentations to the local business communities in the State on economic conditions and other issues.

FEDERAL FUNDS: None.

NON-GENERAL FUND: None.

BED 130 EXECUTIVE BUDGET ADJUSTMENT: None.

HAWAII GREEN INFRASTRUCTURE AUTHORITY – BED 138

MISSION: Pursuant to Act 211, the Hawaii Green Infrastructure Authority (“Authority” or “HGIA”) was constituted in October 2014 to administer the Green Energy Market Securitization (GEMS) Program. The mission of HGIA is to provide loans for clean energy improvements in order to make clean energy technologies more affordable and accessible to Hawaii consumers.

The GEMS Program was created with the recognition that, while the State has seen early success in clean energy adoption, it is in the public’s interest to reduce the cost of clean energy installations and broaden access and affordability of these installations to all ratepayers, including the “underserved” defined as renters, nonprofits and low- and moderate-income households.

ECONOMIC AND FISCAL CONDITIONS: Significant investments in clean energy technology and infrastructure, currently estimated to aggregate \$12.8 billion, will be required to achieve the State’s goals of energy self-sufficiency, energy security and energy diversification.

As reported on its audited financial statements for the fiscal year ended June 30, 2018, HGIA posted excess revenues over expenses of \$1.3 million, prior to the required return of loan repayments to the Hawaii Public Utilities Commission (“PUC”). HGIA has demonstrated that if allowed to retain the interest income earned and principal repaid on loans extended, the agency can be financially viable and self-sustaining without additional taxpayer or ratepayer funding required.

NOTABLE PERFORMANCE MEASURES, EXPECTED OUTCOMES, AND RECENT RESULTS:

- \$74.5 million in GEMS Loans Committed.
- \$1.3 million Excess Revenues over Expenses for the fiscal year ended 6/30/18 (prior to the required return of loan repayments to the PUC).
- 863.4 Jobs created or retained.
- \$10,653,350 State Tax Revenues Generated.
- 722,956,799 total estimated kWh production/reduction over lifetime of equipment financed.
- 444,022.1 total estimated barrels of petroleum displaced over lifetime of equipment financed.
- 217,557.5 total estimated metric tons of CO2 greenhouse gas avoided over lifetime of equipment financed.
- 80.8% of households served meet criteria of underserved.

FEDERAL FUNDS: None.

NON-GENERAL FUNDS: Hawaii Green Infrastructure Special Fund.

Link: <http://budget.hawaii.gov/budget/reports-to-the-legislature/1983-2/fiscal-years-2015-2021-submitted-2019/>

BED 138 EXECUTIVE BUDGET ADJUSTMENT:

- **\$50,000,000 Lending Ceiling.** Loan ceiling appropriation for Act 121, which established a \$50.0 million revolving loan fund for state agencies to finance energy efficiency retrofits.
- **\$13,300,000 Special Fund Ceiling.** Transfer the special fund ceiling for the GEMS Bond Fund from the State Energy Office (BED 120/SI) to HGIA (BED 138/GI) for GEMS bond repayments.

- **\$6,515,000 Special Fund Ceiling.** Increase the Special Fund Ceiling for the GEMS Bond Fund from \$13.3 million to \$19.815 million. In order to be compliant with the Indenture of Trust between DBEDT and the U.S. National Bank Association, the appropriation ceiling must be equal to 1.5 times the amount of the scheduled bond repayments.
- **\$230,000 Fringe Benefits Allotment.** Increase fringe benefit allotment for both FY20 and FY21 and beyond to meet the State’s budgeting guidelines.

OFFICE OF THE DIRECTOR & ADMINISTRATIVE SERVICES OFFICE – BED 142

MISSION: The Office of the Director provides overall direction and coordination of statewide economic development and energy programs. It formulates and executes economic development policies of the Governor and the executive branch and economic development initiatives proposed and approved by the Legislature. The Administrative Services Office provides internal management, fiscal, budgetary, contract, personnel, information technology and other administrative services in support of DBEDT’s six core programs and eleven attached agencies.

- **BROADBAND --**

MISSION: The Hawaii Broadband Initiative’s mission is to provide a foundation for economic growth and global competitiveness for Hawaii’s residents and businesses. Broadband facilitates rapid access to all types of information. It also provides new opportunities for business development through innovation, expansion, and e-commerce. Broadband connects public safety-first responders, police fire, and emergency medical personnel, in crises; and facilitates healthcare delivery and greater equity of access to educational resources. Enabling smart grid technology to allow greater amounts of renewable energy on electric grids, broadband is also essential to national security resources in Hawaii. A secure, carrier-neutral, open-access four-bore cable landing site will facilitate the availability of submarine and terrestrial broadband capacity for future decades.

ECONOMIC AND FISCAL CONDITIONS: New technology and state permitting requirements have increased the likelihood that new transpacific broadband cables will bypass Hawaii. While Hawaiian Telcom has landed a new cable in the last year and Hawaiki started operations of their private landing site this year (2018), Hawaii will continue to need new cables as demand for faster speeds and additional capacity grows at an exponential pace.

NOTABLE PERFORMANCE MEASURES, EXPECTED OUTCOMES, AND RECENT RESULTS:

- Completion of all environmental assessments and land use permits needed for a cable landing site will reduce the initial cost of investment and financial risk to global fiber optic cable developers of laying new cables to and through Hawaii.
- Completion of a competitive procurement for a private partner to design, finance, construct, operate, maintain, and market a secure, carrier-neutral, open-access four-bore cable landing site.

- Landing of four new transpacific fiber optic cables at a steady rate over the next 25 years.

- **SMALL BUSINESS REGULATORY REVIEWBOARD --**

MISSION: The Small Business Regulatory Review Board (SBRRB) is attached to the Director's Office and is responsible for providing recommendations to State and County agencies on new and amended administrative rules that impact small business. The SBRRB is also charged with reviewing existing rules upon requests from small business owners or at the Board's initiative.

ECONOMIC AND FISCAL CONDITIONS: With limited operational funds, the SBRRB continues to be challenged in reaching small business owners in order to optimize the Regulatory Flexibility Act (Chapter 201M, HRS), and it continues to have a low profile and does not receive high visibility attention from Hawaii's small business community.

Enhancements/upgrades to the SBRRB website will provide for a relevant communication portal to improve upon the Board's visibility.

NOTABLE PERFORMANCE MEASURES, EXPECTED OUTCOMES, AND RECENT RESULTS:

- Reviewed and made recommendations on nearly 50 new and amended administrative rules to State and County, both pre- and post-public hearing.
- Reviewed two (2) requests from small businesses for proposed new and amended Hawaii Administrative Rules.

FEDERAL FUNDS: None

NON-GENERAL FUNDS: None.

BED 142 EXECUTIVE BUDGET ADJUSTMENT:

- **CIP \$10 million in general obligation bonds to fund a secure, carrier-neutral, open-access cable landing site.** GO bonds will allow completion of permitting, selection of a vendor and construction of the project. An investment in establishing a carrier neutral cable landing station will attract more transpacific fiber optic cables to Hawaii, thus creating a hub in Hawaii that connects regions across the Pacific including Asia, Australia, New Zealand and South America. This hub will enable cloud computing companies to consider Hawaii as an ideal place for extending their cloud and edge computing environments. It will also increase performance and lower latency for applications running on the 5G network all being done in the western most location of the United States.
- **\$10,000 (for both FY 20 and FY 21) in general funds for the SBRRB's** travel related costs for additional neighbor island board members, outreach to small business initiatives, and maintenance of the SBRRB website.

HAWAII TECHNOLOGY DEVELOPMENT CORPORATION – BED 143

MISSION: The Hawaii Technology Development Corporation (HTDC) is the State of Hawaii’s lead agency to grow the technology industry sector through the development of infrastructure, capital and talent. Infrastructure includes facilities to nurture new companies and innovations. Capital provides the resources required to move the companies to self-sufficiency. Talent supports the fast-changing technology environment that is critical for sector growth. The HTDC 80/80 Initiative to create 80,000 new technology and innovation jobs earning more than \$80,000 annual salary by 2030 will diversify the economy and create high-wage job opportunities for the people of Hawaii. HTDC works closely with all of the DBEDT divisions and administers two federally-funded programs assisting manufacturers and demonstrating new alternative energy solutions.

ECONOMIC AND FISCAL CONDITIONS: Limited state funding has affected HTDC programs. Over the past three years, funding for two grant programs that support the creation of high-wage jobs were reduced and the number of companies receiving awards were reduced. The impact will be a slower pace for companies to achieve self-sufficiency, limited company growth, and a negative impact on meeting the goal of creating 80,000 new jobs by 2030. In 2017, every \$1 the State invested in grant programs generated \$14 in State taxes.

HTDC has been operating under a highly-leveraged model providing \$8 of service to the State for every \$1 of general funds received. The additional funding comes from rent revenue from the incubation centers, federal contracts (HCATT and INNOVATE Hawaii), consulting contracts, and private sector sponsors for events.

In April 2015, the University of Hawaii ended HTDC’s 25-year lease at the Manoa Innovation Center (MIC) and on July 1, 2018, assumed the role of MIC facility manager. The rental income from the MIC tenants was the primary source of income for HTDC’s special fund. The special fund is used for programs, the required match for federal grants, and staff salaries. HTDC relied on these revenues to provide for its programs as it receives no general funds for these programs.

In addition, the occupancy in Maui at MRTC has been down for the past 3 years, due in part to real estate market conditions and the reduction of government contracting opportunities available. The net result requires HTDC to subsidize a portion of MRTC's common area maintenance expenses. HTDC has been forced to use MRTC facility reserves to cover the losses.

With the loss of rental income from MIC, HTDC has been forced to reduce operations in FY19 by leaving vacant positions unfilled and eliminating existing programs including: sponsorship of events, the Neighbor Island Innovation Initiative, outreach and information sessions on the neighbor islands, marketing efforts to promote the innovation sector, staff training, travel, and participation in paid community events, memberships and subscriptions, hosting of events (except the holiday tech job fair and federally funded events).

HTDC continues to fulfill its mission by managing existing state grant programs, federally funded programs, and special projects, including the Entrepreneurs Sandbox which is currently under construction and scheduled for completion in Spring 2019. HTDC continues to pursue federal grant opportunities to avoid reducing staff and fill the void in available programs. In 2018, HTDC received a \$125,000 federal grant from the US Small Business Administration to expand the SBIR program participation on the Neighbor Islands. HTDC lost 2 employees in FY18 and 3 more in FY19. HTDC has delayed filling the positions due to the uncertainty of future funding.

HTDC will continue to operate at a reduced capacity in FY20 and will exhaust all of its available resources and special fund reserve in FY20. Funding is required for FY21 or the agency will be in jeopardy of shutting down.

The following metrics are from FY18, before the reduction in programs.

NOTABLE PERFORMANCE MEASURES, EXPECTED OUTCOMES, AND RECENT RESULTS:

- **2017 HTDC Annual Economic Impact Survey**

Number of companies surveyed	149
Est. 2017 Total Revenue	\$588.6 million
Total Economic Impact	\$1.0 billion
Income Generated	\$282.1 million
State Taxes Generated	\$48.7 million
Number of jobs	4,244 jobs
Number of jobs in Hawaii	3,736 jobs

- **INNOVATE Hawaii program (2018)**

Number of manufacturers served	90
New Sales	\$159 million
New Investment	\$70 million
Cost Savings	\$8.5 million
Jobs Created and Retained	1,790 employees

Hawaii Small Business Innovation Research (HSBIR) program

Number of companies surveyed	29
Est. 2017 Total Revenue	\$61.3 million
Total Economic Impact	\$117.0 million
Income Generated	\$45.7 million
State Taxes Generated	\$8.2 million
Number of jobs	568 jobs

- **HSBIR PHASE 1 GRANT AWARDS, STATEWIDE (FY18)**

Total federal SBIR funding	\$2.26 million
HSBIR matching funds	\$0.520 million
Number of companies	12
Number of new companies	3

- **HSBIR PHASE 2 GRANT AWARDS, STATEWIDE (FY18)**

Total federal SBIR funding	\$8.1 million
HSBIR matching funds	\$0.9 million
Number of companies	5
Number of new companies	0
Investment ratio	8.95

- **MANUFACTURING ASSISTANCE PROGRAM (MAP) MATCHING GRANT (FY18)**

Total company investment	\$13.62 million
Total matching grant awarded	\$0.931 million
Total applications received	51
Total companies funded	29
Number of new companies	23

- **EXCELERATOR FUND**

Number of Accelerators	3
Funds awarded	\$1 million
Number of companies supported	77 companies

- **NI3 Initiative:** HTDC launched the Neighbor Island Innovation Initiative (NI3) to make the agency statewide. This business mentorship program on Kauai and Hawaii Island provided assistance to 86 companies with 29 new clients in 2018.
- **Incubators:** Manoa Innovation Center and Maui Research and Technology Center incubated 119 companies and entrepreneurs with 10 graduates.
- **Outreach Events:** HTDC sponsored 24 events that attracted more than 64,000 participants. Wetware Wednesday hosted 11 monthly networking events attended by more than 900 people.

FEDERAL FUNDS: INNOVATE Hawaii was awarded a new \$500,000 annual contract with the US Department of Commerce’s National Institute of Standards and Technology to support the Manufacturing Extension Partnership (MEP) program for FY17 through FY21. The federal funding requires an in-kind match from HTDC. The program provides direct consulting assistance to manufacturers and administers the MAP and SBIR matching grant programs. Under the current federal administration, the program is in jeopardy of losing its funding. If the federal funds are lost, HTDC would require \$500,000 annual state funding to continue the program. The economic impact is detailed above and includes 4 full-time staff. The metrics above demonstrate the importance of the INNOVATE Hawaii program in saving jobs and

creating new jobs. The program secured an additional **\$340,000 in federal grants** this past year to support a 3-year apprenticeship program and to expand their support for Hawaii manufacturers.

Federal Award Title: INNOVATE Hawaii Center Director
CFDA Number: CFDA 11.611, Contract # 70NANB13H129

Federal Award Title: HTDC INNOVATE Hawaii NIST MEP CAP – Smart Talent
CFDA Number: CFDA 11.611, Contract # 70NANB18H233_0

HCATT's secured an **additional \$10 million**, bringing their total contract award to \$30 million contract with the US Air Force Research Lab. HCATT continues to solicit Federal funding from a variety of sources to diversify its income stream. HCATT currently does not receive any State funding. HCATT operates the only operational renewable hydrogen production and dispensing station on Oahu and over the years has brought more than \$40 million in federal funds into the State, matched by another \$23 million from private partners. HCATT is working in partnership with the U.S. Air Force Research Lab and the Hawaii Air National Guard to design and develop micro grid stations utilizing 100 percent renewable energy. The program includes 5 full-time staff.

Federal Award Title: The Hawaii Center for Advanced Transportation Technologies National Demonstration Center for Alternative Fuel Vehicles at Joint Base Pearl Harbor Hickam
CFDA Number: CFDA 12.800), Contract # FA8650-11-2-5605

In 2018, HTDC received a **\$125,000 federal grant** from the US Small Business Administration to expand the SBIR program participation on the Neighbor Islands.

Federal Award Title: FY 2018 FAST PARTNERSHIP PROGRAM
CFDA Number: CFDA 59.058, Contract # SBAHQ18G0004

NON-GENERAL FUNDS: High Technology Special Fund, The Hawaii Center for Advanced Transport, HTDC Innovate Hawaii, High Technology Development Center, Entrepreneur Sandbox Collab Center, Oahu-Con, High Technology Development Corporation, Chiller Replacement at MRTC, Maui-Eqp, Alternate Energy Research and Development Revolving Fund
Link: <http://budget.hawaii.gov/budget/reports-to-the-legislature/1983-2/fiscal-years-2015-2021-submitted-2019/>

BED 143 EXECUTIVE BUDGET ADJUSTMENT:

- **\$500,000 (for both FY 20 and FY 21) Manufacturing Assistance Program Grant (MAP).** The goal of the program is to reduce the need to import consumer products and make Hawaii companies more competitive in the global market by increasing manufacturing in Hawaii. This is a matching grant program that provides a 20 percent match, up to \$100,000 for manufacturers to purchase equipment, train employees or become more

energy efficient. In FY 18, the MAP program was funded at \$1 million and 51 manufacturers applied for the grant and only 29 companies were able to receive funding.

- **\$1,000,000 (for both FY 20 and FY 21) Hawaii SBIR phase 2 and phase 3 matching grant program.** Hawaii's technology industry is well known nationally for its companies conducting Research and Development and turning them into products to solve our nation's top challenges. These companies are at the stage where they are ready to turn their high technology research into important products. This matching grant program provides funding to companies to hire staff and purchase equipment and other necessary items to move the company from lab into viable products more quickly. In FY18, the program was funded at \$1 million and was able to fund 5 out of the 9 companies applying for funding.
- **\$750,000 (for both FY 20 and FY 21) Exceleator program.** This funding helps support Hawaii's start-up innovation accelerators. The accelerators are still in their early formation and need financial support to provide the necessary training to equip young entrepreneurs for success. Four accelerators are nationally recognized and ranked as the top accelerators in the country. There are additional new accelerators that have been created in the last year to assist young companies to become globally competitive and meet the demand for Made in Hawaii products.
- **\$500,000 (FY 20) HONR Grant program.** This funding helps support companies with alternative energy research and development contracts with the Office of Naval Research.

CIP

- **CIP \$500,000 Entrepreneurs Sandbox (FY20).** The funding is for contingencies and FF&E for the Entrepreneurs Sandbox. The project is being constructed with no contingency and FF&E budget. The project has experienced several new requirements where contingencies would typically be used - the removal of a light pole and the widening of an easement for the utility company. Without funding, the Sandbox project opening may be delayed and will take longer to get to break-even occupancy revenues.

OFFICE OF PLANNING – BED 144

MISSION: The Office of Planning's (OP) mission is to guide the overall growth and development of the State through a statewide comprehensive planning framework. OP prepares plans and planning studies and conducts policy analysis primarily on issues related to land, coastal, and ocean uses. OP administers the Planning Division, which includes the Special Plans Branch (SPB); Hawaii Coastal Zone Management (CZM) Program; Geographic Information System (GIS) Program; and the \$2 million Brownfield Cleanup Revolving Loan Fund (HBCRLF). The SPB staffs the Special Action Team on Affordable Rental Housing. OP also administers the Land Use Division (LUD, which prepares the State's position on quasi-judicial proceedings before the State Land Use Commission (LUC). The LUD ensures that the LUC's decisions and orders include terms and conditions that protect the State's interest in the long-term, the sustainable use of

limited State resources, such as land, water, and State infrastructure facilities. The LUD is also OP's lead division on State Transit Oriented Development (TOD) coordination.

ECONOMIC AND FISCAL CONDITIONS: State and National fiscal and economic constraints affect the office's ability to operate at full capacity, and impacts demand for land, coastal and ocean uses which, in turn, impacts natural resources. OP has continued to focus on its core statutory functions, federally-funded programs, and priority project areas of the administration and legislature. OP prepares planning and policy studies, position papers, and reports that provide quality information to decision-makers. Current economic and fiscal conditions have impacted OP's ability to perform periodic reviews of the Hawaii State Plan and key Functional Plans. OP is challenged by staff and resources constraints but works diligently to maintain its productivity and efficiency.

NOTABLE PERFORMANCE MEASURES, EXPECTED OUTCOMES, AND RECENT RESULTS:

- **Number of projects/initiatives requiring multi-agency coordination led or co-chaired by OP.**

The Office of Planning has led or co-chaired the following initiatives that require multi-agency coordination:

- Special Action Team on Affordable Rental Housing (Act 127, SLH2016)
- ORMP Council
- ORMP Working Group
- ORMP Action Team
- Greenhouse Gas Sequestration Task Force
- TOD Council

Engagement of these multi-agency initiatives will continue into FY 2019-2020.

- **Number of plans, studies and reports prepared in a timely manner.**

The Office of Planning completed the following plans, studies and/or reports:

- Affordable Rental Housing Report and Ten-Year Plan (March 2018)
- State Plan Update – Phase I (March 2018)
- Hawaii 2050 Sustainability Plan Evaluation (March 2018)
- Innovation Industries in TOD Zones—Opportunities for State Agencies (EDA Grant – Oct 2018)
- Building Code Amendments to Reduce Existing and Future Building Stock Vulnerability to Coastal Hazards and Climate Impacts in the City and County of Honolulu (December 2018)
- Special Action Team on Affordable Rental Housing Annual Report (December 2018)
- Interagency Council on Transit Oriented Development Annual Report (December 2018)
- Office of Planning Annual Report (December 2018)

FEDERAL FUNDS: Both federal fund grants listed below are subject to annual appropriations by Congress, and funding levels from the National Oceanic and Atmospheric Administration

(NOAA) and the U.S. Economic Development Administration, respectively. The CZM program grant via a cooperative agreement has not lost federal funds over the past six years and, in fact, has increased slightly over that time.

EDA grants are competitive grants that are applied for when federal funding opportunities are announced by the EDA. On average, the Office of Planning is awarded an EDA grant every 2-3 years. The current Federal Administration continually proposes elimination of federal funding for these programs, however, based on annual Congressional appropriations there is no indication that the CZM program and EDA grant are at risk of losing federal funds. In the event of reduction of federal funds for this program and grant, OP would adjust program and project scopes to reduce impacts to the public, while remaining on course to achieve program and grant funding goals.

Federal Award Title: Hawaii Coastal Zone Management Program
CFDA Number: 11.419

Federal Award Title: Economic Development Administration (EDA) Grants
CFDA Number: 11.307

NON-GENERAL FUNDS: Brownfields Cleanup Revolving Loan Fund in FY 11-12; Hawaii Coastal Zone Management Program in FY 11-12, FY 12-13, FY 13-14, FY 14-15, FY 15-16, FY16-17, FY 17-18, and FY18-19; Hawaii Natural Disaster Economic Recovery Strategy, CEDS Implementation, Economic Development Strategy for Native Hawaiian Communities, Coastal and Marine Spatial Planning, and Hawaii Sub-Regional Ocean Partnership II in FY14-15; Hawaii National Estuarine Research Reserve, Building Code Amendments for Hazards and Climate, and CEDS Update in FY15-16. Link: <http://budget.hawaii.gov/budget/reports-to-the-legislature/1983-2/fiscal-years-2015-2021-submitted-2019/>

BED 144 EXECUTIVE BUDGET ADJUSTMENT:

- **\$73,963 (for both FY 20 and FY 21) CZM Federal Grant Ceiling.** Adjustment of the Federal Grant Ceiling for the Coastal Zone Management Program (BED 144 PZ).
- **\$29,808 (FY 20) and \$59,616 (FY 21) Accountant IV position.** Addition of one Accountant IV position and funds.
- **\$200,000 (FY 20) and \$100,00 (FY 21) GIS Program.** Enhancement of the Hawaii GIS Program due to increase of government users of the Geographic Information System.
- **\$21,200 (FY 20) and \$13,700 (FY 21) GIS Computer and Travel.** Replacement of office computers, large-format plotter, and travel to training seminars and conference for the Hawaii GIS Program.
- **\$22,560 (for both FY 20 and FY 21) TOD Program Manager.** Increase salary funding for the existing Transit-Oriented Development Program Manager.

HAWAII STRATEGIC DEVELOPMENT CORPORATION - BED 145

MISSION: The Hawaii Strategic Development Corporation (HSDC) targets long-term economic development opportunities in partnership with private investors. HSDC’s mission is to stimulate private investment in Hawaii by establishing programs that co-invest public funds in private organizations to utilize the investment acumen of the private sector.

ECONOMIC AND FISCAL CONDITIONS: A recent Brookings Institute report found that the spread of digital technology is increasingly rewarding regions with talent-laden clusters of skills and firms. They highlighted three strategies to ensure regions have the assets and capabilities to grow their regional economies. One of the key recommendations is to ensure that businesses have access to capital, in particular, venture capital. Although the Hawaii startup ecosystem has successfully launched a number of companies providing products and services to the national economy, it remains difficult for Hawaii companies to raise venture capital in Hawaii relative to other regions on the Mainland.

NOTABLE PERFORMANCE MEASURES, EXPECTED OUTCOMES, AND RECENT RESULTS:

- **Accelerators Establish Startup Ecosystem in Key Industry Sectors:** HSDC helped establish accelerator programs in four key industry sectors: software, film and media, clean tech, and food innovation. UHERO’s 2016 report, “Evolution of the HI Growth Initiative,” concluded that HSDC leveraged state resources 11x and that HSDC’s investment resulted in “the rapid growth in Hawaii based accelerators [that] may finally provide the necessary impetus to draw attention to entrepreneurship in the state, leading to further growth in venture capital, one of the necessary ingredients in a vibrant innovation ecosystem.” HSDC supported accelerators achieved national recognition and are catalysts for their industry sectors through their numerous cohorts of portfolio companies, mentor and investor networks, and the frequent industry events they host to facilitate collaboration.
- **Continuum of Financing Creates Access to Startup Capital:** HSDC used the \$13 million US Treasury State Small Business Credit Initiative grant and the \$6 million HI Growth Initiative to capitalize 6 funds spanning the pre-seed, seed and Series A stages of startup development. Startup Capital Ventures documented the growth in venture capital activity in Hawaii in their report, “Hawaii Venture Capital 2010 to 2018.” The analysis showed that HSDC’s investment program had a significant impact by increasing deal flow from 2012 onward through its establishment of various accelerator programs and investment funds. Annual venture capital investment in the State is now averaging \$20 million a year. The US Treasury reported that HSDC achieved the highest private capital leverage on federal funds among all the states in the US Treasury’s State Small Business Credit Initiative.
- **Aquaculture Initiative to Jumpstart New Industry Sector:** HSDC organized the first Statewide Aquaculture Summit, bringing together companies, researchers, investors, entrepreneurs and government agencies involved in Hawaii’s aquaculture industry. The summit allowed the industry to articulate areas of strength, areas needing support, and recommendations on how to further develop the industry. This effort led to the

successful funding for an aquaculture accelerator to be located at NELHA. HSDC was awarded a \$275,000 EDA Seed Fund Grant and will use this grant to partner with the University of Hawaii and NELHA to build deal pipeline for the NELHA accelerator and support the capital raising activities of the investment fund affiliated with that accelerator.

- **Ecosystem Success Stories:** Volta Charging, a Blue Startups graduate, raised \$60 million to build its national network of EV charging stations. GVS released the film, “Running for Grace,” in a national theatrical release and on the leading streaming services. The movie was completely filmed and produced on the Big Island utilizing GVS’s Honua Studio. Kinetikor, commercialized UH and Queens technology to develop an image correction system for MRI machines. Siemens has incorporated the technology in its MRI machines. Kinetikor raised over \$12 million to grow and scale the business. IBIS Networks, a graduate of the Elemental Excelerator, has raised over \$4 million, and is now deploying its energy management system across California’s community college system. OHi Superfood Bars, a graduate of the Maui Food Innovation Center, raised growth capital and is now selling its products in natural food retailers on the Mainland.

FEDERAL FUNDS: In 2017, HSDC received a \$275,000 grant under the Department of Commerce’s Regional Innovation Strategies program. HSDC will use this grant to partner with the University of Hawaii and NELHA to build deal pipeline for the NELHA aquaculture accelerator and support the capital raising activities of the investment fund affiliated with that accelerator.

Federal Award Title: Hawaii Commercialization Seed Fund Development Project
CFDA Number: 11.020

NON-GENERAL FUNDS: Small Business Credit Initiative, Hawaii Strategic Development Corporation Revolving Fund, Hydrogen Investment Capital Special Fund. Link: <http://budget.hawaii.gov/budget/reports-to-the-legislature/1983-2/fiscal-years-2015-2021-submitted-2019/>

BED 145 EXECUTIVE BUDGET ADJUSTMENT:

- HSDC is requesting a **transfer of \$12,882 (for both FY 20 and FY 21) from OCE to Personal Services**. As personnel costs are funded from the HSDC Revolving Fund, salary and fringe benefits are paid out from the revolving fund. An increase in fringe benefit costs and salary over the past several years require this adjustment. There is no impact on the General Fund.
- **CIP HSDC is requesting \$5,000,000 in general obligation bond funds** to provide funding for its venture capital investment program. HSDC launched its investment program in 2012 and successfully jumpstarted an entrepreneurial ecosystem. Successful startup companies are now raising funds to grow and scale their businesses. However, it remains difficult for Hawaii companies to raise investment capital in Hawaii relative to other regions on the Mainland. HSDC has demonstrated that its efforts are critical to

catalyzing private investment in Hawaii companies. These investment programs are long-term, 10-15 years, and require a long-term source of funding support.

NATURAL ENERGY LABORATORY OF HAWAII AUTHORITY (NELHA) – BED 146

MISSION: The mission of the Natural Energy Laboratory of Hawaii Authority (NELHA) is to support the development and diversification of the economy of Hawaii by providing resources and facilities for energy and ocean-related research, education, and commercial activities in an environmentally sound and culturally sensitive manner. Key NELHA goals to accomplish this mission include: 1) maintain operational self-sufficiency; 2) maintain and complete build out of Deep and Surface Seawater System; 3) mission critical Research Campus improvements including Blue Tech Incubator and Aquaculture Accelerator; 4) add solar and ocean energy production, energy storage, and hydrogen production, storage and fueling to the development of the Integrated Energy District; and 5) provide infrastructure for Ocean Centerpiece – 80A development focused on providing a Living Laboratory and Showpiece for Sustainable and Green Technologies.

ECONOMIC AND FISCAL CONDITIONS: The current worldwide focus and trend towards sustainability technologies has had a positive impact on the demand for sites at the Hawaii Ocean Science and Technology Park (HOST Park). In particular, worldwide focus on advanced energy has increased the interest in OTEC technology and other forms of alternative energy which will assist NELHA in attracting new businesses and research projects. Another major area of focus for NELHA has been the development of a world-class site for the production marine aquaculture products. A significant portion of the State’s overall aquaculture industry is based at NELHA. Finally, there continues to be strong worldwide demand for desalinated drinking water from NELHA. As such, aquaculture and bottled water have developed into two of the State’s largest export industries. Private sector interests continue to support new projects and expansion in these areas.

The University of Hawaii Economic Research Organization (UHERO) recently completed an update of the 2010 NELHA Economic Impact Study. The report shows that total annual economic impact surged by 40 percent from 2010 to 2013 (\$88Mn to \$122Mn) and generated State tax revenue of \$5.0 million annually. A total of 617 jobs were generated Statewide with 25 percent in key areas of research, science and technology.

NOTABLE PERFORMANCE MEASURES, EXPECTED OUTCOMES, AND RECENT RESULTS:

- More than \$70 million in new public and private funded projects at NELHA’s Hawaii Ocean Science and Technology Park have been completed in the past several years to encourage economic and job growth. These projects provide a critical foundation for a stronger entrepreneurial ecosystem to grow Hawaii’s innovation sector particularly in the areas of blue technology and clean energy.
- Completion of West Hawaii’s first business 15,000 sq. ft. incubator in 2016. The

incubator is now at 95 percent occupancy and serves as the focal point for providing services to new businesses in West Hawaii for the innovation sector. Much of the private sector growth at NELHA has led to statewide aquaculture production surging by over 150 percent in past several years (\$30 million to \$78 million). Exports are critical to support future economic growth in Hawaii and two of the State's leading exports come from businesses at NELHA (water bottling and shrimp).

- In advanced energy, the world's largest grid-connected OTEC facility came online at NELHA in 2015. OTEC is important for the State's energy future and needs to be part of the equation when the State achieves 100 percent renewable energy by 2045. In addition, the first publicly accessible hydrogen production, storage and fueling facility is currently nearing completion at NELHA.
- Completion of a new \$9 million access road to HOST Park under budget and ahead of schedule.
- Held a statewide aquaculture summit in November which was instrumental in bringing various UH research, State, Federal and private sector interests together to undertake a concerted and collaborative effort to raise Hawaii's global visibility in marine aquaculture to capitalize on the commercial opportunity in the global aquaculture industry by establishing an aquaculture accelerator and associated investment fund at NELHA.

FEDERAL FUNDS: NELHA received a grant award of \$2.2 million from the US Department of Energy to refurbish the Keahole Solar Power site for an innovative solar desalination project. The project is projected to produce over 100,000 gallons per day.

Federal Award Title: Solar Desalination

CFDA Number: 81.087

NON-GENERAL FUNDS: Natural Energy Laboratory of Hawaii Authority Special Fund. Link: <http://budget.hawaii.gov/budget/reports-to-the-legislature/1983-2/fiscal-years-2015-2021-submitted-2019/>

BED 146 EXECUTIVE BUDGET ADJUSTMENT: None.

HAWAII COMMUNITY DEVELOPMENT AUTHORITY – BED 150

MISSION: The Hawaii Community Development Authority (HCDA) is a public entity created by the Hawaii State Legislature to establish community development plans in community development districts; determine community development programs; and cooperate with private enterprise and the various components of federal, state, and county governments to bring community development plans to fruition. HCDA's work should result in economic and social opportunities and aim to meet the highest needs and aspirations of Hawaii's people.

HCDA oversees three community development districts designated by the State Legislature. The statutory mission for each district is as follows:

- (1) Kakaako Community Development District – facilitate a mixed-use district whereby industrial, commercial, residential, and public uses may coexist compatibly within the same area;
- (2) Kalaeloa Community Development District – facilitate the redevelopment of Barbers Point Naval Air Station; and
- (3) Heeia Community Development District – facilitate culturally appropriate agriculture, education, and natural-resource restoration and management of the Heeia wetlands.

ECONOMIC AND FISCAL CONDITIONS: The pace of development continues to decline, which presents different opportunities for HCDA to advance the community development in each of its community development districts.

With the slowdown in development, HCDA will reallocate resources from permitting and permit administration, to focus on the following opportunities:

- Develop and implement capital improvement projects identified in the community development plans to incentivize redevelopment of areas in need of renewal, renovation, or improvements.
- Update plans and rules that may need updating to reflect today’s realities.

As this development cycle declines, counter-cyclical investments in infrastructure and public facilities are common to sustain the economy, and to incentivize further redevelopment.

For example, in Kakaako, an investment of \$210 million in infrastructure improvements has resulted in construction spending of more than \$10 billion, which grossly understates the actual economic activity generated in unit sales, jobs created, property value increases, and other factors.

NOTABLE PERFORMANCE MEASURES, EXPECTED OUTCOMES, AND RECENT RESULTS:

- **Kakaako:** During 2018, HCDA:
 - Approved the development permit for Koula, a 570-unit residential tower with commercial space at the ground floor, including 64 units for qualified income households.
 - Approved amendments to the HCDA reserved housing program rules, seeking to incentivize and expand the inventory of affordable housing Kakaako.
 - Negotiated with the city for the transfer of Kakaako parks and remnant roads to the city.
 - Broke ground for the affordable rental project, Nohona Hale.
 - Broke ground for the Entrepreneur’s Sandbox.

Looking forward, in Kakaako, HCDA will seek to:

- Execute a district-wide improvement program for Central Kakaako, an under-utilized industrial and commercial area of Kakaako with substandard roads, insufficient drainage systems and overhead utility lines that should be moved underground to alleviate visual blight and improve reliability.
 - Create better transportation connectivity between the newly redeveloped east and west residential areas using multi-modal transportation.
 - Consider mauka area plan and rule amendments.
- **Kalaeloa:** During 2018 HCDA:
 - Executed a long-term lease with Aloha Solar Energy Fund II to develop a 5-megawatt photovoltaic farm on 44-acres of land.
 - Continued work on the Kalaeloa Enterprise Energy Corridor. Contractors anticipate completion of phase I by the end of 2018. Construction on phase II will commence following the completion of phase I.

Looking forward in Kalaeloa:

- Complete an analysis of Kalaeloa’s existing electrical system to develop a Request for Proposals for an owner/operator of the system.
 - Complete a study survey to identify the metes and bounds for the planned roadways and right of ways.
 - Pursue an update of the Kalaeloa community development plan as new, key data points are established on infrastructure and BRAC remaining conveyances are completed.
- **Heeia:** HCDA is working to establish a community development plan and rules for Heeia.

The 400-acre community development district, primarily owned by the State, is a tremendous asset to the State’s food security goals.

FEDERAL FUNDS: None.

NON-GENERAL FUNDS: Hawaii Community Development Revolving Fund (KA), Hawaii Community Development Revolving Fund (KL), Hawaii Community Development Authority Special Assessment Reserve Fund, Heeia Community Development Revolving Fund.

Link: <http://budget.hawaii.gov/budget/reports-to-the-legislature/1983-2/fiscal-years-2015-2021-submitted-2019/>

BED 150 EXECUTIVE BUDGET ADJUSTMENT:

- **Conversion of Funding for 23 Staff Positions - \$ 1,894,140 (for both FY 20 and FY 21).**
This operating request of general funds includes \$ 1,716,024 with 21.0 FTE for Kakaako and \$178,116 with 2.0 FTE for Kalaeloa, which are currently revolving funded positions.

Revenues generated by HCDA programs are not designed to cover payroll for these 23 positions, nor is there adequate funding available. Using HCDA's revolving fund to fund these staff positions would divert funds otherwise intended for public facilities and affordable housing. HCDA has a total of 23 staff positions, so failure to fund the positions would be catastrophic to the agency. \$1,894,140 is required for each year of the biennium for a total of \$3,788,280 over two years.

- **Conversion of Funding for 23 Staff Positions – (\$2,068,976) (for both FY 20 and FY 21).** This operating request removes the existing allocation of revolving funds including \$1,797,024 with 21.0 FTE for Kakaako and \$271,952 with 2.0 FTE for Kalaeloa for which a general fund request is being proposed. Funding these 23 positions, which were formerly funded by CIP funds, with revolving funds would result in an annual deficit of approximately \$3 million and fully exhaust HCDA's revolving fund in 2021. Using the revolving fund would also divert funds intended for public facilities and affordable housing.
- **CIP Kakaako Improvement District Project, Central Kakaako, Oahu - \$3,500,000 (FY 20).** Areas of Central Kakaako are plagued with substandard roads, drainage, sewer, and utility systems. HCDA is requesting \$3,500,000 in General Obligation Bond funding for planning and design money is requested to implement HCDA's District-Wide Improvement Program in Central Kakaako by developing preliminary designs for the necessary upgrades to existing substandard roadways, sidewalks, drainage, and utilities. This investment would create incentives for development of the Central Kakaako area, and will address public health and safety issues with the increased population in Kakaako by: (1) upgrading water lines which also service fire hydrants to ensure adequate pressure for fire suppression; (2) resolving ponding that occurs after heavy rain because of poor drainage; and (3) installing new sidewalks for pedestrian safety. The proposed improvements were identified with public input in HCDA's community development plan.
- **CIP Kalaeloa Improvement District Project, Kalaeloa, Oahu - \$2,500,000 (FY 20).** HCDA is requesting \$2,500,000 in General Obligation Bond funding for planning and design for implementation of the HCDA's District-Wide improvement program for Kalaeloa, Oahu. The planning and design funds would be used to develop preliminary designs for necessary upgrade to existing utilities (power, telecommunications, sewer, and water), in addition to expanding roadways bringing them up to code with sidewalks, drainage, and traffic signals. Upgrades are necessary to encourage redevelopment of underutilized areas of Kalaeloa and to address problems caused by additional traffic as development in Kapolei grows toward Kalaeloa. The upgrades are identified with public input in HCDA's community development plan.

HAWAII HOUSING FINANCE AND DEVELOPMENT CORPORATION – BED 160

MISSION: The mission of HHFDC is to increase and preserve the supply of work force and affordable housing statewide by providing leadership, tools and resources to facilitate housing development. Since 2006, HHFDC has facilitated the development or preservation of over 9,000 housing units. About 86 percent were rentals for households with incomes at or under 60 percent of area median income (AMI). About 14 percent were for sale to households earning 80-140 percent of AMI and market.

ECONOMIC AND FISCAL CONDITIONS: Hawaii's work force and lower- and moderate-income households are often priced out of the housing market. In 2018, Hawaii ranked #1 in the nation for having the widest gap between wages and the price of rental housing. The National Low-Income Housing Coalition's annual report, Out of Reach, documents the gap between wages and the price of housing across the United States. In 2018, the national Housing Wage was \$22.10 per hour for a two-bedroom rental unit, assuming a 40-hour work week, 52 weeks per year. In comparison, Hawaii's Housing Wage was \$36.13 for a two-bedroom rental unit. In 2018, the fair market rent for a two-bedroom apartment in Hawaii was \$1,879. In order to afford this level of rent and utilities—without paying more than 30 percent of income on housing—a household must earn \$75,158 annually. A worker earning the federal minimum wage of \$7.25 per hour would not be able to afford a two-bedroom apartment at HUD's fair market rent even if he worked 24 hours a day, 7 days a week.

Similarly, for-sale housing continues to increase in cost as the real estate market continues to grow. Housing sales prices statewide rose by 6.1 percent in 2018. Condominium prices rose by 4.4 percent statewide in 2018.

It is HHFDC's role to increase the inventory of housing that is affordable to this target group through our development and financing programs. HHFDC will continue to provide financing to increase the inventory of affordable housing statewide. HHFDC has approximately 6,400 units planned for 2018-2022. Of these, 78 percent are targeted for renter households at or under 60 percent of AMI, with the remaining targeted for sale to households at 80-140 percent of AMI and market. HHFDC is also seeking multi-use development opportunities on public lands with other State and County agencies, including DLNR, DAGS, and the DOE.

NOTABLE PERFORMANCE MEASURES / ACCOMPLISHMENTS:

- In FY 2018, and in collaboration with the private sector, HHFDC assisted 849 first-time homebuyers under the Mortgage Credit Certificate program.
- Provided multi-family financing awards to private developers to support the development or preservation of 843 rental housing units.
- Approved or closed DURF interim construction loans to support the development of 750 for-sale and rental housing units.

FEDERAL FUNDS: We do not anticipate any change to the State of Hawaii's allocation of HOME funds in the next year. The Fiscal Year 2019 Transportation, Housing, and Urban Development

appropriations bill presently under deliberations in Congress would maintain HOME Program funding.

Federal Award Title: HOME Investment Partnerships Program
CFDA Number: 14.239

It does not appear that Congress will continue funding for the Housing Trust Fund program, as both the House and Senate versions of the FY 2019 appropriations bill omitted funding for this program.

Federal Award Title: Housing Trust Fund
CFDA Number: 14.275

In the event of future budget cuts to the HOME program, the Counties would be more reliant on the State's other housing financing programs to address the continued need to increase the supply of affordable housing units, such as the Rental Housing Revolving Fund and the Dwelling Unit Revolving Fund.

NON-GENERAL FUND: Home Investment Partnership Program, Fee Simple Residential Revolving Fund, Dwelling Unit Revolving Fund (includes 314 & 320), Housing Finance Revolving Fund (includes S-321), Housing Loan Program Revolving Bond Fund, UH Faculty Housing Project Series 1995 Bond Proceed Fund, Waialua Loan/Subside Program Special Fund, Rental Housing Revolving Fund, Rental Housing Trust Fund, OHA Ceded Land Proceeds (HCDCH), Housing Project Bond Special Fund – Multifamily, Housing Loan Prog Revenue Bond Special Fund – HRHSRB, Rental Assistance Revolving Fund (201H-123). Link: <http://budget.hawaii.gov/budget/reports-to-the-legislature/1983-2/fiscal-years-2015-2021-submitted-2019/>

BED 160 BUDGET ADJUSTMENT:

Budget requests are intended to address the dire need for affordable housing. Over 64,000 housing units are projected to be needed statewide by 2025 – the majority of which are in the affordable housing category for households at or below 140 percent of the area median income. An “Affordable Rental Housing Report and Ten-Year Plan,” dated July 2018, produced by the Act 127, SLH 2016 Special Action Team on Affordable Housing cites various previously commissioned reports. These reports identify major impediments to the development of housing in Hawaii (e.g., the lack of “reasonably priced” developable lands, lack of major off-site infrastructure, high development costs, government regulations, and community opposition), and suggest increased funding as the major component of the solution to the housing crisis.

The Special Action Team “advocates addressing the need for state funding of affordable rental development with significant infusions of moneys into the HHFDC’s Rental Housing Revolving Fund (RHRF) and Dwelling Unit Revolving Fund (DURF).” The Special Action Team’s recommendation is to “encourage the legislature to commit to an appropriation of \$100 million for the RHRF and \$10 million for the DURF, every year for the next ten years, beginning with FY 2018-2019. The assurance of consistent funding would increase developer interest in affordable rental projects.”

The following priority budget requests, listed in order of priority, will enable the State to work in partnership with private developers and other government agencies to increase the supply of affordable housing for Hawaii’s lower-income families and workforce.

- 1. CIP \$100,000,000 (MOF: C) in FY 2020 and \$100,000,000 (MOF: C) in FY 2021 Cash Infusion for Rental Housing Revolving Fund, Statewide (BED160/HF) in taxable General Obligation Bond funds for infusion into the Rental Housing Revolving Fund (RHRF).**

The RHRF provides “equity gap” loans for affordable rental housing projects. The RHRF primarily is utilized in conjunction with the Low-Income Housing Tax Credit (LIHTC) program. The LIHTC program can be broken down into two programs, the 9 percent competitive and the 4 percent non-competitive. During calendar year 2018, the RHRF received over \$202 million in applications, and has funded 16 projects (1,283 units) totaling approximately \$159 million and made commitments for 11 projects (1,080 units) totaling approximately \$168.5 million.

The 9 percent LIHTC projects utilize approximately \$15-20 million dollars from the RHRF to produce 150-175 new affordable rental units (approximately \$110,000 per unit). The 9 percent LIHTC program is highly competitive and the number of units remains consistent from year to year.

The number of new affordable rental units produced using the 4 percent LIHTC program is dependent on the availability of funding in the RHRF. With a greater need from the RHRF because of the smaller amount of equity generated by the 4 percent LIHTC, the average per unit increases to roughly \$140,000 per unit.

With the assumption that the RHRF's share of the conveyance tax would meet the 9 percent LIHTC units, any infusion in the form of a "lump sum" appropriation would be used by projects utilizing the 4 percent LIHTC program. For every \$10 million dollars infused to the RHRF, it is estimated that approximately 70 new units could be produced. This request would therefore help produce up to 1,400 new units.

2. **CIP\$50,000,000 (MOF: C) in FY 2020 and \$25,000,000 (MOF: C) in FY 2021 Dwelling Unit Revolving Fund Infusion, Statewide (BED 160/HD)** in taxable General Obligation Bond funds for infusion into the Dwelling Unit Revolving Fund (DURF).

DURF has been a valuable source of interim construction financing for private developers of affordable housing projects. Act 132, SLH 2016, broadened the uses of DURF to also fund regional state infrastructure construction in conjunction with housing and mixed-use transit-oriented development projects to address a significant barrier to the development of housing -- the lack of infrastructure such as roads, water, sewer, drainage, and utilities. A prime example is the 75-acre Lima Ola master planned community on Kauai. A DURF investment of up to \$13 million for regional infrastructure enables the County of Kauai to proceed with the development of approximately 550 affordable homes.

The major backbone infrastructure in the Villages of Kapolei was built under Act 15, SLH 1988. Consequently, HHFDC has been maintaining the infrastructure because of the inability to dedicate it to the City & County of Honolulu. HHFDC and the City are nearing agreement on necessary infrastructure improvements for dedication. The requested DURF infusion will help fund the improvements. DURF funds may also be needed to acquire the ground lease for Front Street Apartments in Lahaina, Maui pursuant to Act 150, Session Laws of Hawaii 2018.

In summary, there is a well-documented need for housing statewide and a strategy to address that need. Existing tools, such as DURF, are in place and can be deployed quickly with an infusion of additional resources to facilitate housing development.

3. **Budget Neutral Transfer of Positions and Associated Funds Due to Reorganization**
 - a. **BED160/HA:** Transfer out of 7.0 FTE positions and funds to BED160/HD and transfer in of 2.0 FTE positions and funds from BED160/HD and 1.0 FTE position and funds from BED160/HF for a net decrease of 4.0 FTE and reduction of \$592,645 in Personal Services and Other Current Expenses in FY 2020 and FY 2021.
 - b. **BED160/HD:** Transfer in 7.0 FTE positions and funds from BED160/HA and transfer out of 2.0 FTE positions and funds to BED160/HA for a net increase of 5.0 FTE and \$688,031 in Personal Services and Other Current Expenses in FY 2020 and FY 2021.
 - c. **BED160/HF:** Transfer out 1.0 FTE position and \$95,386 in Personal Services to BED160/HA for FY 20 and FY 21.

These three operating requests transfers existing positions and their associated funds among HHFDC's three organizational divisions to conform to HHFDC's recently completed reorganization.

4. **BED160/HA Operational Ceiling Increase (MOF: W).** This operating request adjusts the expenditure ceiling for Personal Services and Other Current Expenses in Housing Administration by \$228,048 in FY2020 and \$285,048 in FY2021. This request is needed to cover Personal Services for vacant positions, rent increases for HHFDC's office premises pursuant to lease agreement, document management services, and other administrative expenses.
5. **BED160/HD Operational Ceiling Increase (MOF: W).** This operating request adjusts the expenditure ceiling for Personal Services and Other Current Expenses in Housing Development by \$81,891 in FY 2020 and the same amount in FY 2021. This request is needed to cover Personal Services adjustments for vacant positions, collection services, and other administrative expenses.
6. **BED160/HF Operational Ceiling Increase (MOF: W).** This operating request adjusts the expenditure ceiling for Personal Services and Other Current Expenses in Housing Finance by \$315,350 in FY 2020 and \$323,350 in FY 2021. This request is needed to cover Personal Services for vacant positions, anticipated increases in compliance monitoring services, and other administrative expenses.

Current Hawaii Economic Conditions

Eugene Tian

Department of Business, Economic Development & Tourism
to the

Committee on Ways and Means
and
Committee on Finance

January 3, 2019

Summary of Current Hawaii Economic Conditions

- **Lowest unemployment rate in Hawaii's history and lowest in the nation, 2.2% Y-T-D through November 2018**
- **Record high level of labor force, employment, and job count**
- **Non-ag Payroll job grew 1.7%, adding 11,100 jobs through November 2018**
- **Tourism industry growth strong, 6.1% for arrivals and 8.0% for expenditures Y-T-D through November**
- **Value of private building permit increased 0.2% Y-T-D through November**
- **Median home sale prices continue to increase on all counties for both single family and condos**
- **Home sales decreased on Oahu and Big Island for both single family and condo but increased significantly on Maui and Kauai**
- **General excise tax revenue increased 2.5%, individual income tax increased 12.8% through November**

The U.S. and World Economies

U.S. business cycles reference dates

Trough	Peak	Expansion Months
October 1945 (IV)	November 1948(IV)	37
October 1949 (IV)	July 1953(III)	45
May 1954 (II)	August 1957(III)	39
April 1958 (II)	April 1960(II)	24
February 1961 (I)	December 1969(IV)	106
November 1970 (IV)	November 1973(IV)	36
March 1975 (I)	January 1980(I)	58
July 1980 (III)	July 1981(III)	12
November 1982 (IV)	July 1990(III)	92
March 1991 (I)	March 2001(I)	120
November 2001 (IV)	December 2007(IV)	73
June 2009 (II)	As of January 2019	115
Average Expansion, 1945-2009 (11 cycles)		58.4

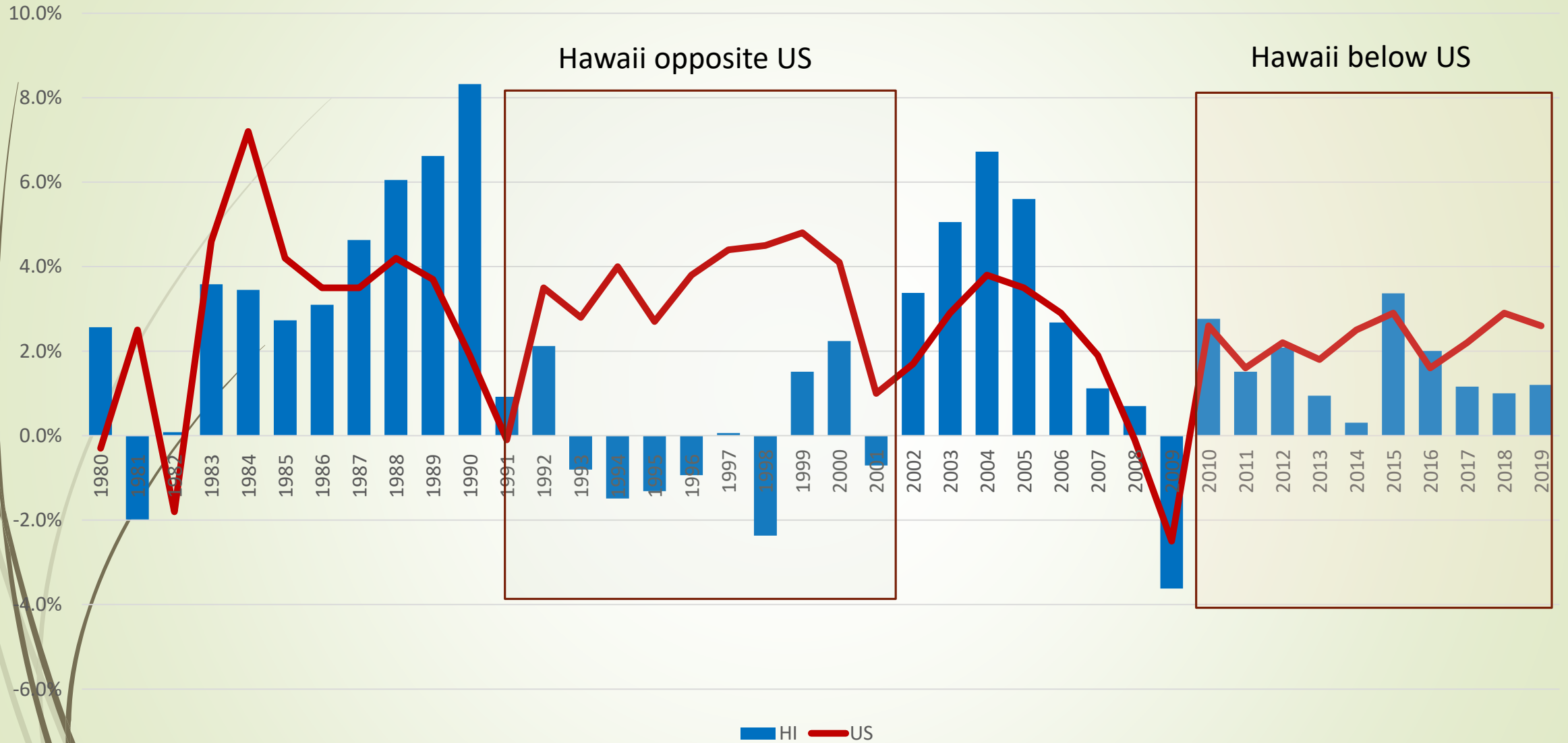
Source: National Bureau Economic Research, US Business Cycle Expansions and Contractions

Hawaii's economy has gone through different growth path than the U.S.

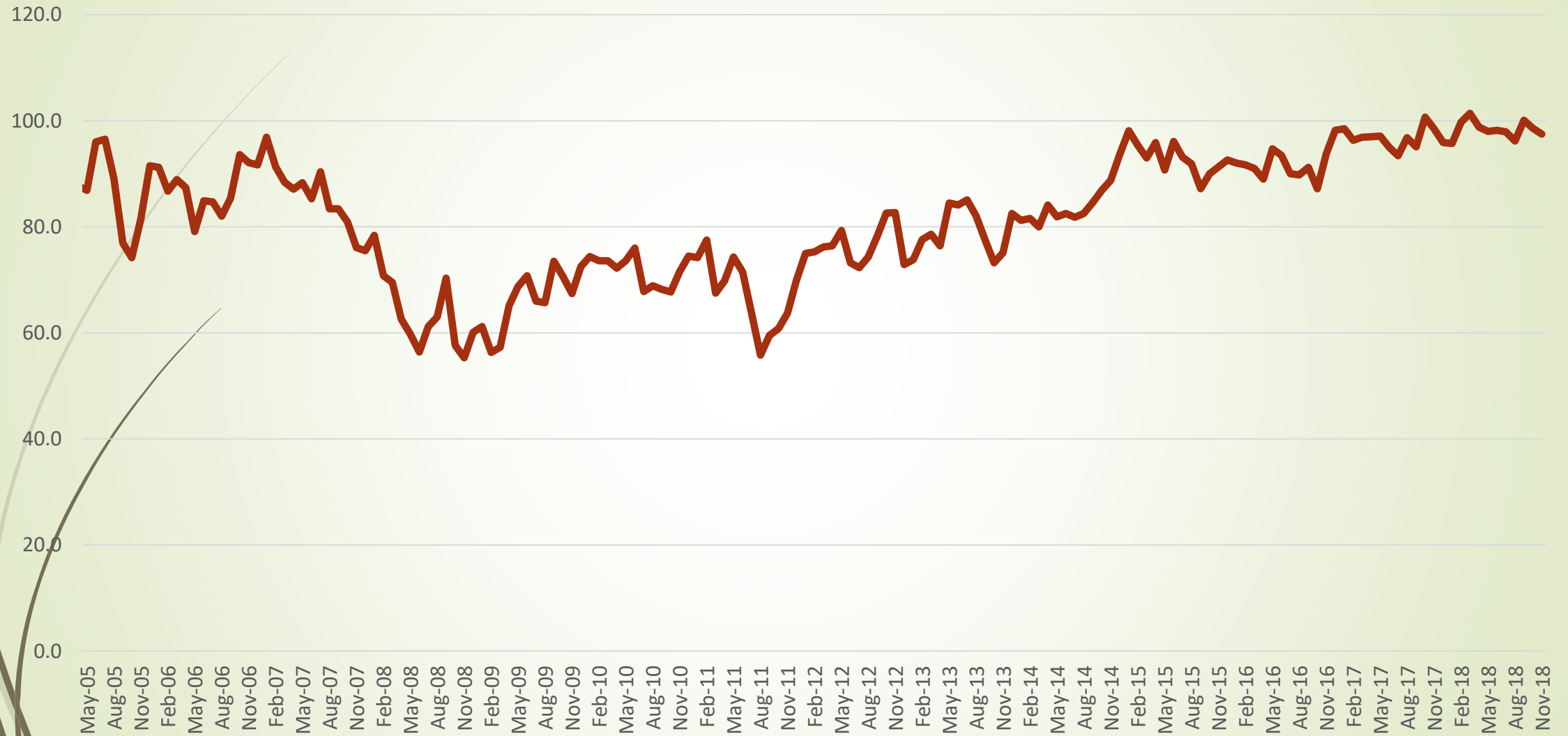
Period	U.S.	Hawaii
1957-1967	4.3%	6.5%
1967-1977	3.1%	5.1%
1977-1987	3.2%	3.3%
1987-1997	3.1%	1.9%
1997-2007	3.0%	2.4%
2007-2017	1.4%	1.1%
1957-1987	3.5%	4.9%
1987-2017	2.5%	1.8%

Source: U.S. Bureau of Economic Analysis and Hawaii DBEDT

US and Hawaii GDP growth



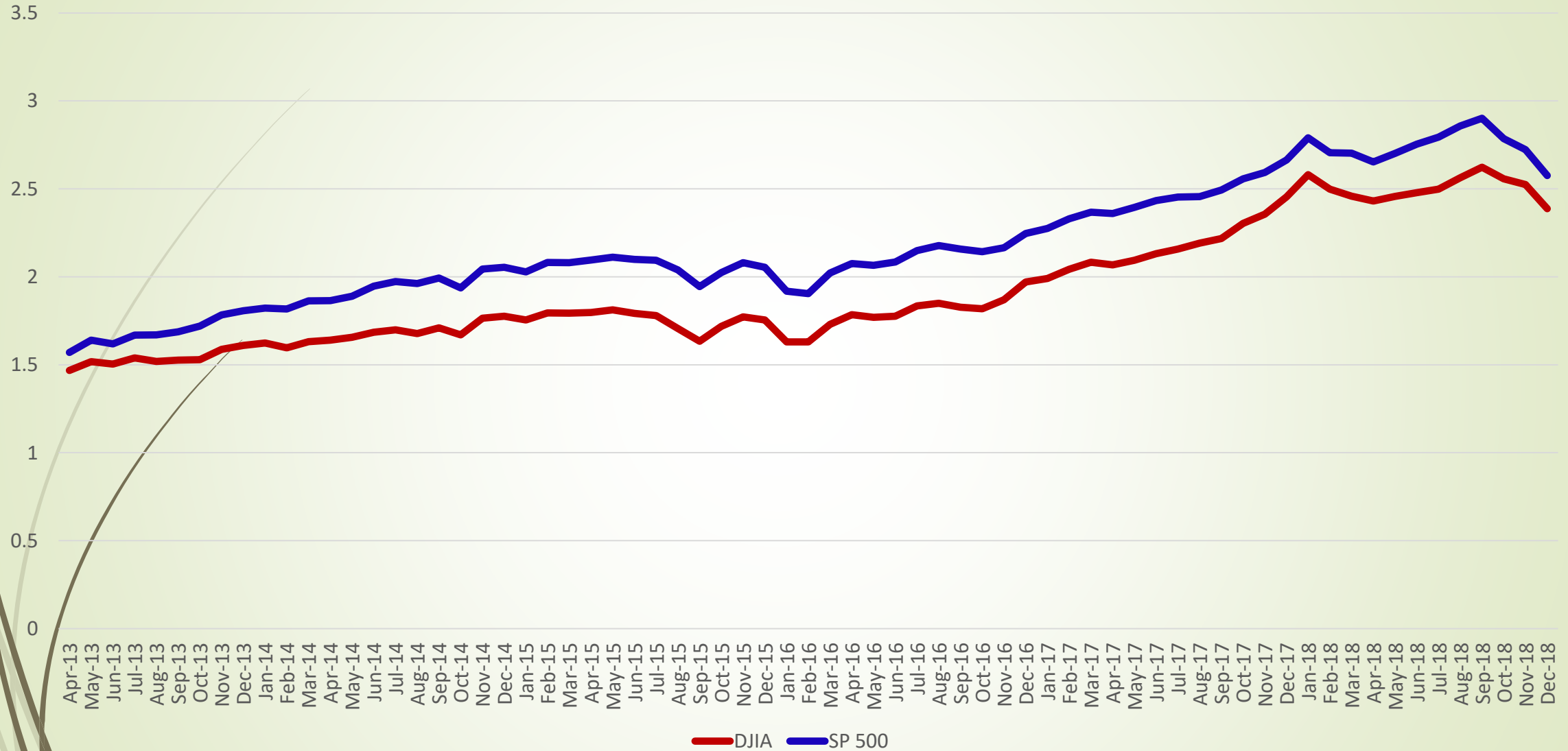
U.S. Consumer Sentiment Index



Source: Federal Reserve Bank of St. Louis, University of Michigan Survey of Consumers

Stock Market Indicators

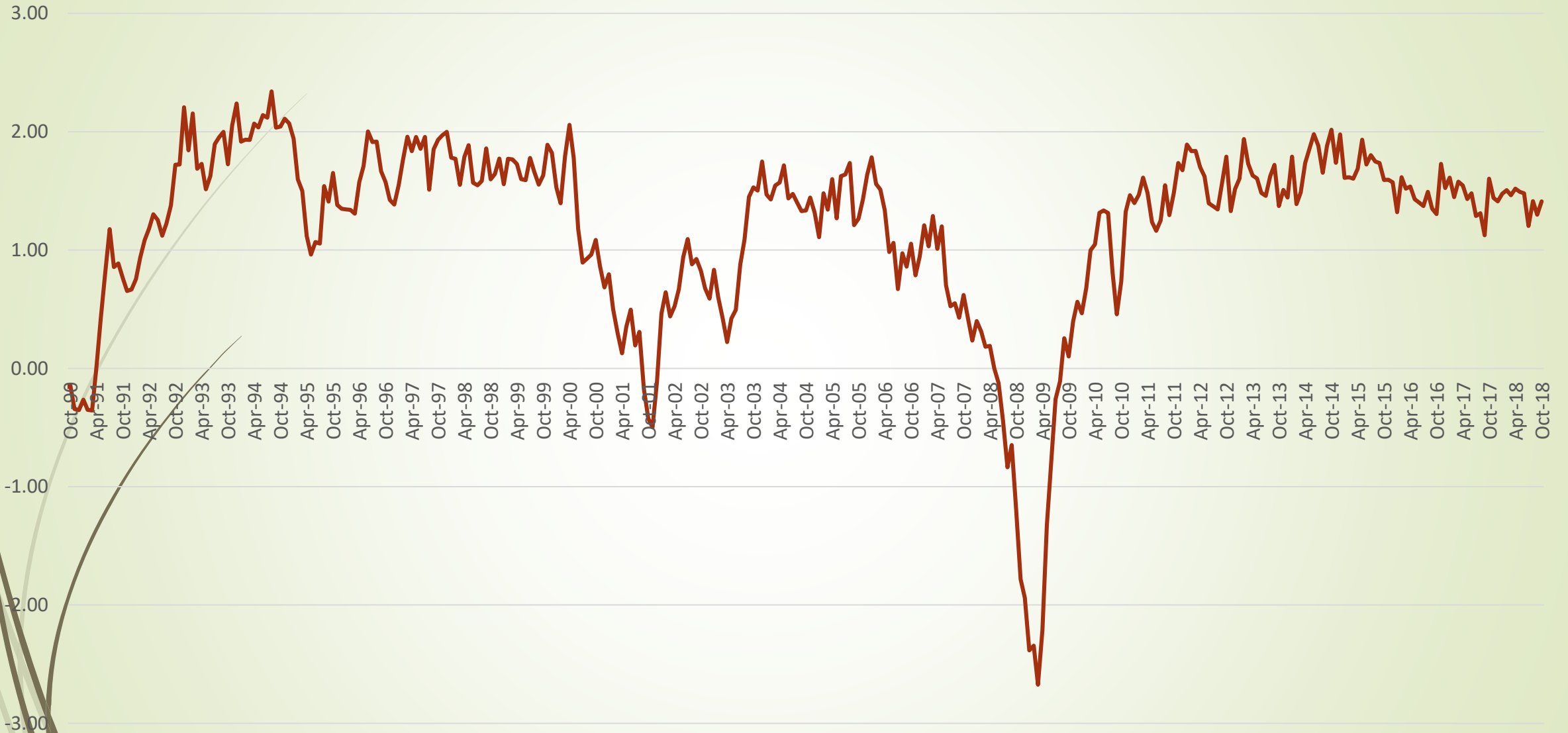
1,0000 for DJIA;
1,000 for SP



*As of 12/27/2018

Source: Federal Reserve Bank of St. Louis

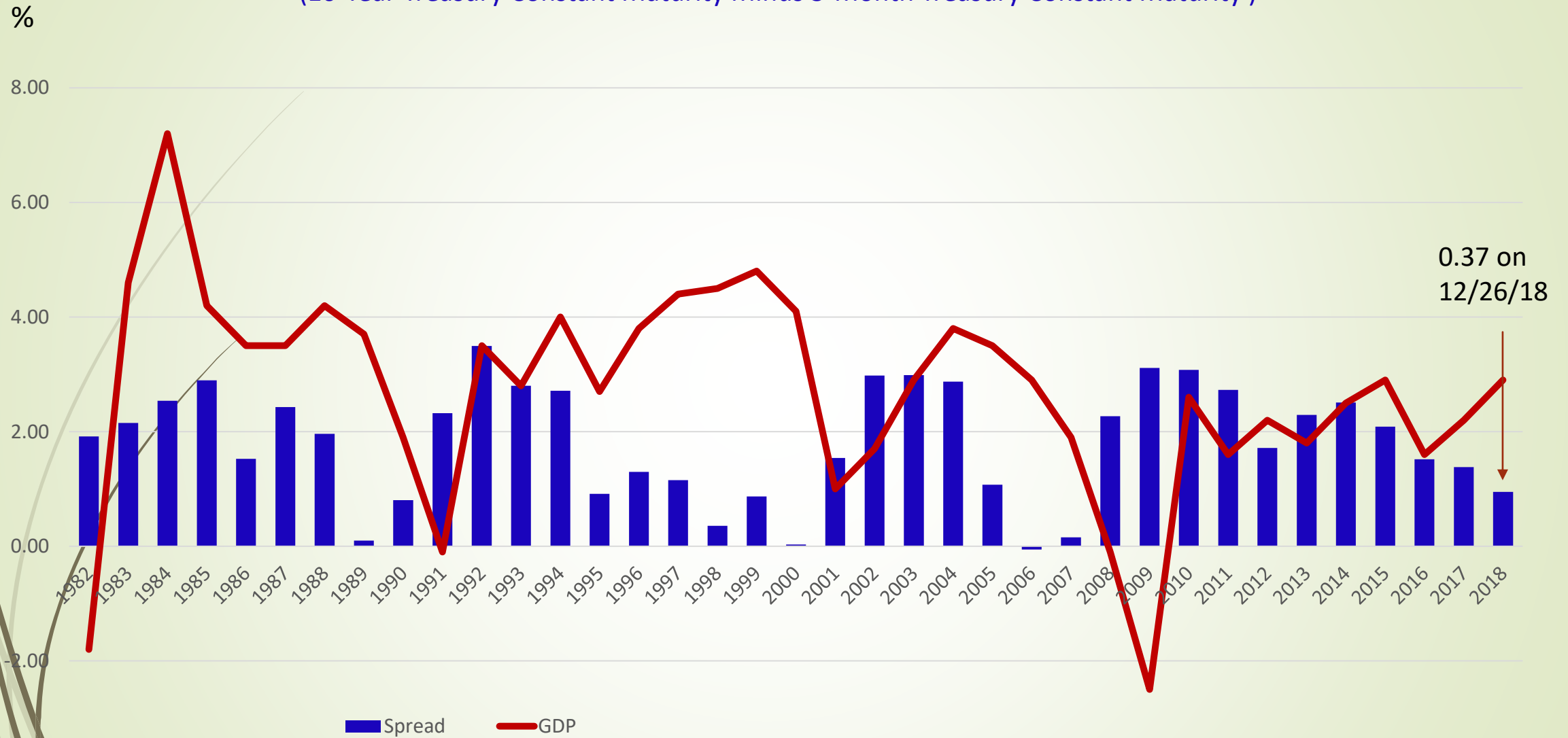
Leading Economic Index for the United States



Source: Federal Reserve Bank of Philadelphia

Interest rate spread and economic growth

(10-Year Treasury Constant Maturity Minus 3-Month Treasury Constant Maturity)



Source: Federal Reserve Bank of St. Louis and U.S. Bureau of Economic Analysis

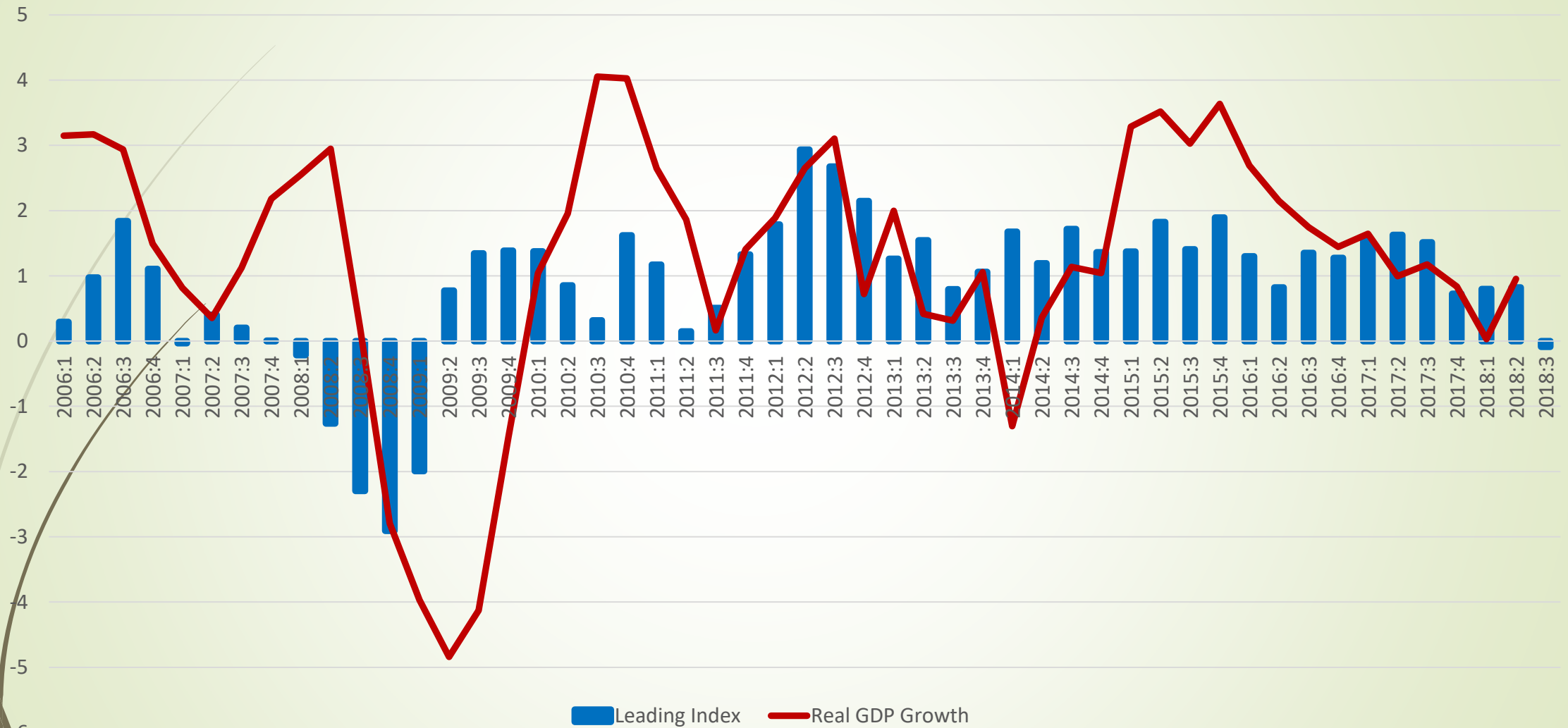
Most of the world economies will have slower growth in 2019

Economy	2015	2016	2017	2018	2019
USA.	1.4	1.5	2.3	2.9	2.6
Canada	0.9	1.4	3.0	2.1	2.0
Japan	2.8	1.0	1.7	1.0	1.1
S. Korea	2.1	2.9	3.1	2.6	2.6
Hong Kong	1.5	2.2	3.8	3.4	2.6
Taiwan	6.7	1.4	2.9	2.6	2.2
China	6.9	6.7	6.9	6.6	6.2
United Kingdom	1.9	1.8	1.7	1.3	1.4
Germany	1.2	2.2	2.5	1.7	1.7
France	1.8	1.1	2.3	1.6	1.6
Eurozone	2.6	1.9	2.5	1.9	1.7
Australia	-3.5	2.6	2.2	3.2	2.7
Brazil	1.4	-3.5	1.0	1.3	2.4

Source: Blue Chip Economic Indicators, December 10th, 2018

Hawaii's General Economy

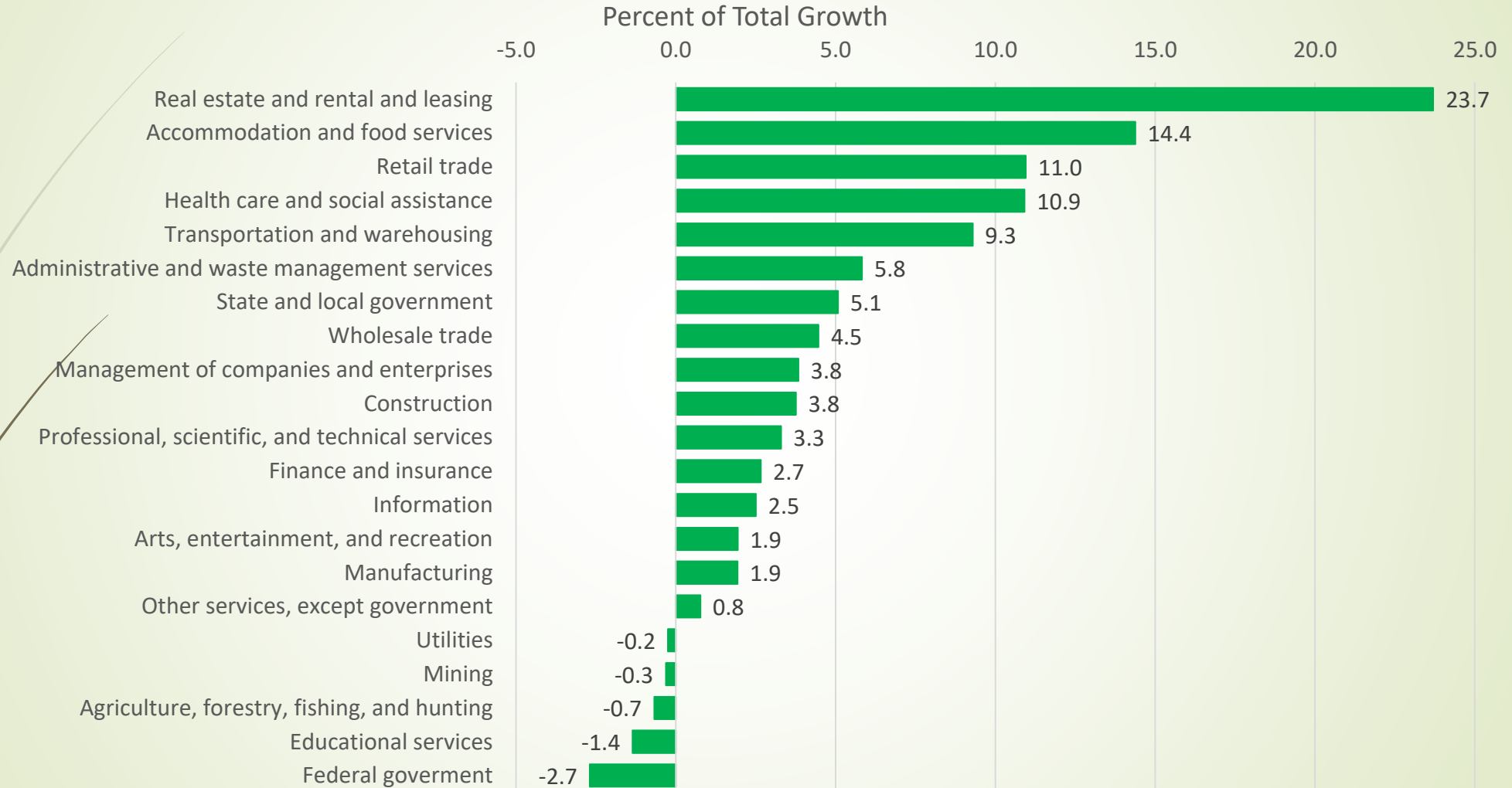
Hawaii leading index and real GDP growth



Source: Federal Reserve Bank of St. Louis, US Bureau of Economic Analysis

Sector Contribution to Real GDP Growth: 2010-2017

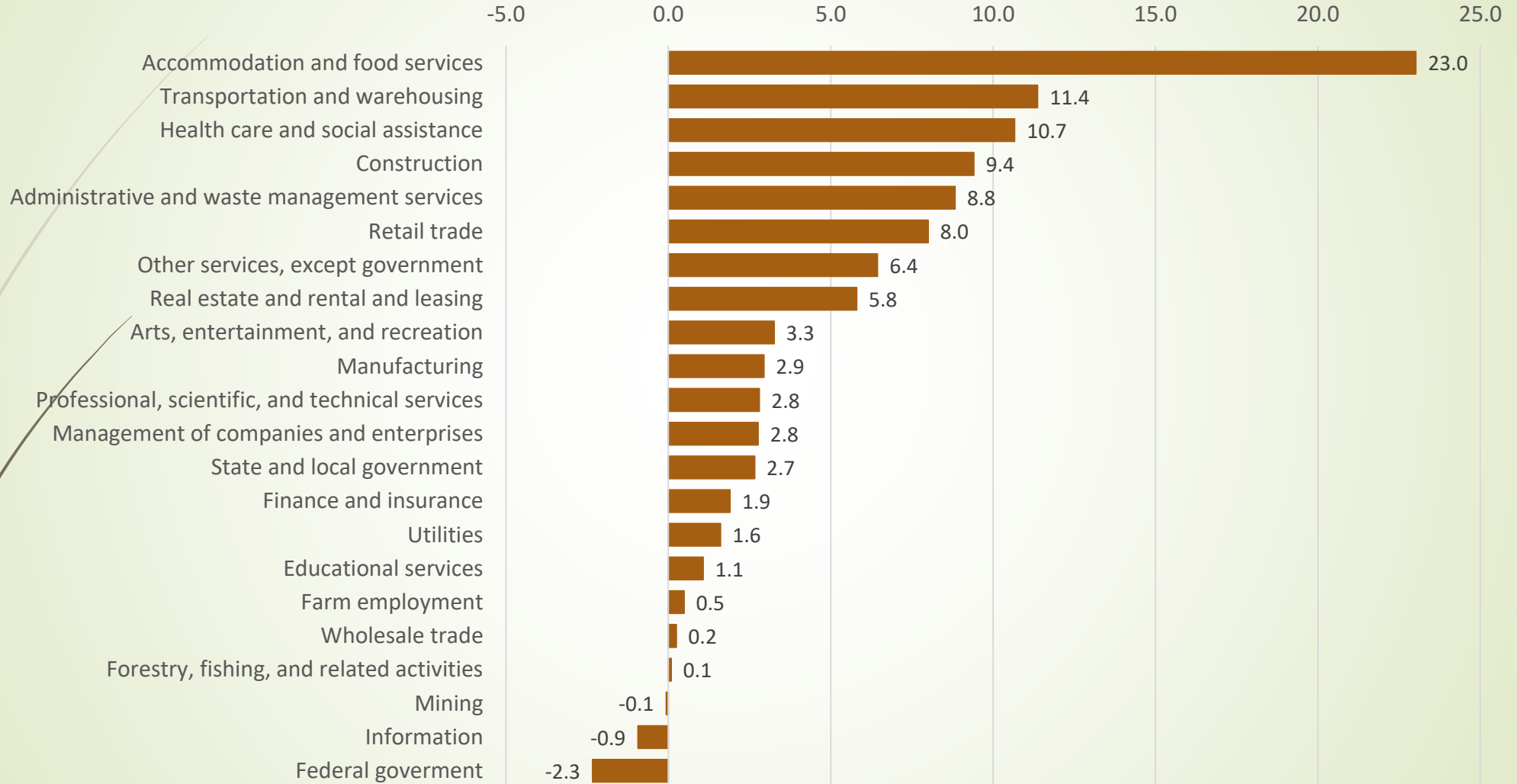
Real GDP growth = 11.9% between 2010-2017, Real Estate sector contributed the most



Source: BEA

Sector Contribution to Employment Growth: 2010-2017

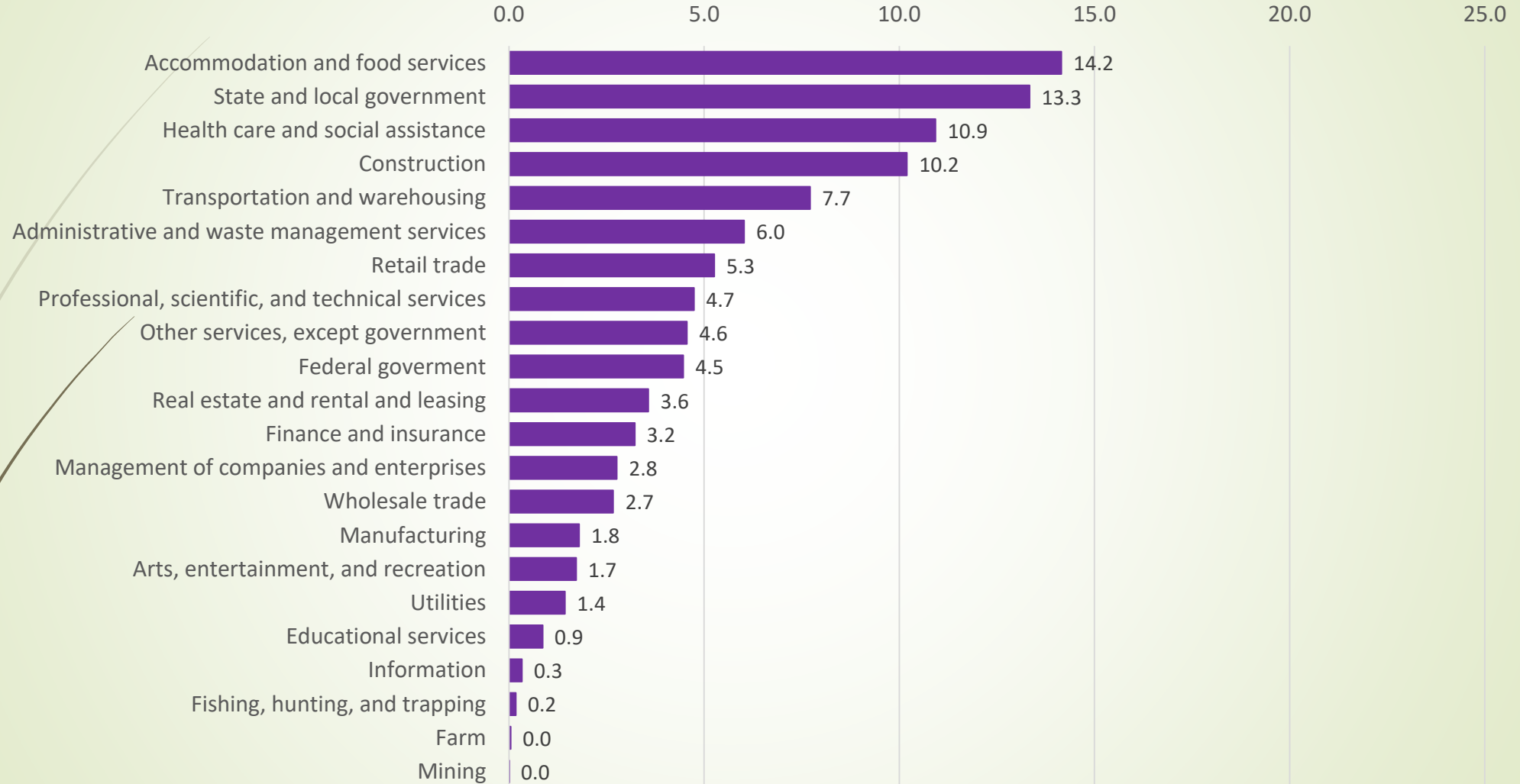
Employment growth = 11.8% between 2010-2017, tourism sectors contributed the most to the growth



Source: BEA

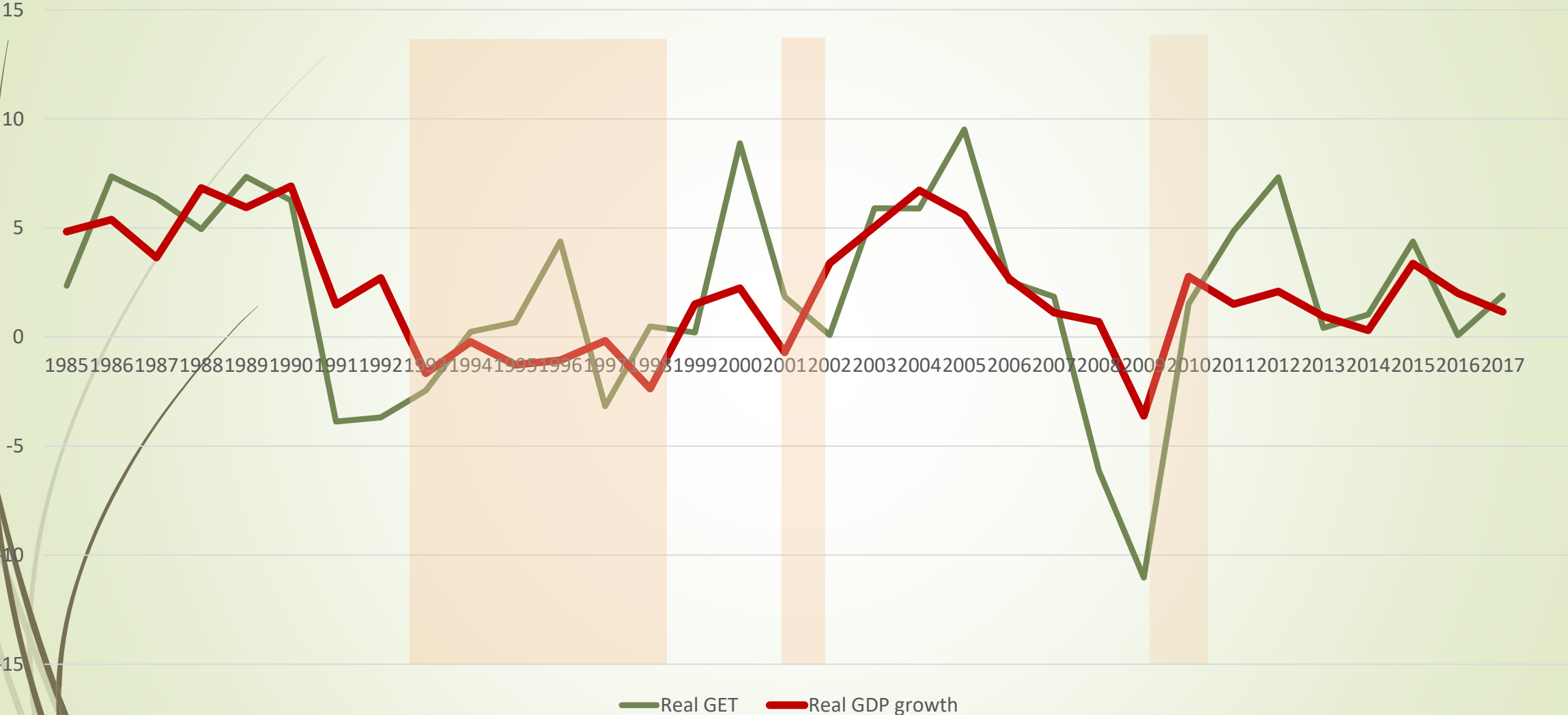
Sector Contribution to Earnings Growth: 2010-2017

Earnings growth = 30.1% between 2010-2017, Accommodation and food services sector contributed the most



Source: BEA

Hawaii real GET revenue and real GDP growth rates



Hawaii non-ag payroll jobs and real GDP growth rates

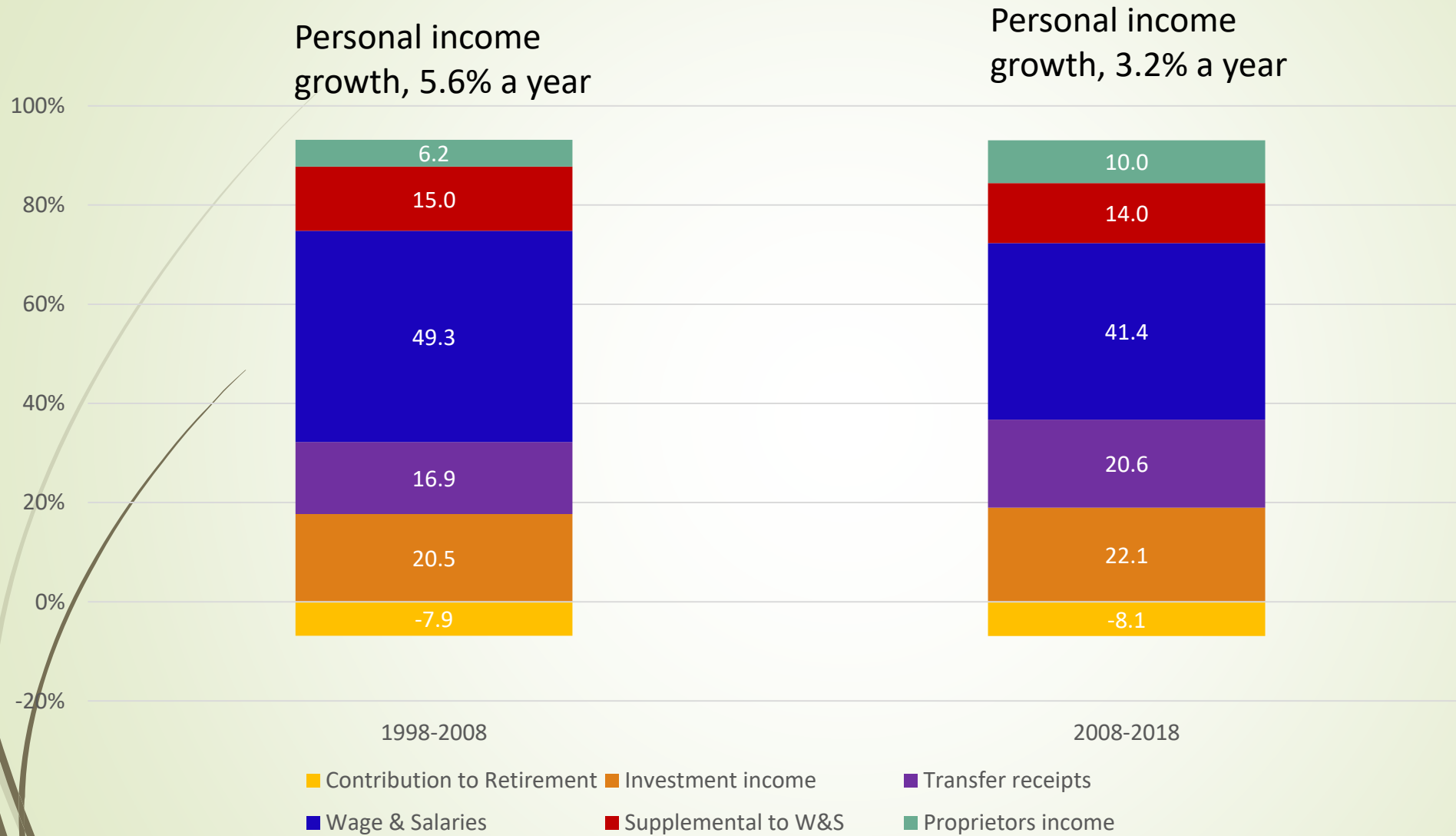


Hawaii Ranking of Index of Economic Momentum

Year	Overall ranking	Personal income	Population	Employment
2018	46	51	48	16
2017	31	21	47	38
2016	13	8	33	6

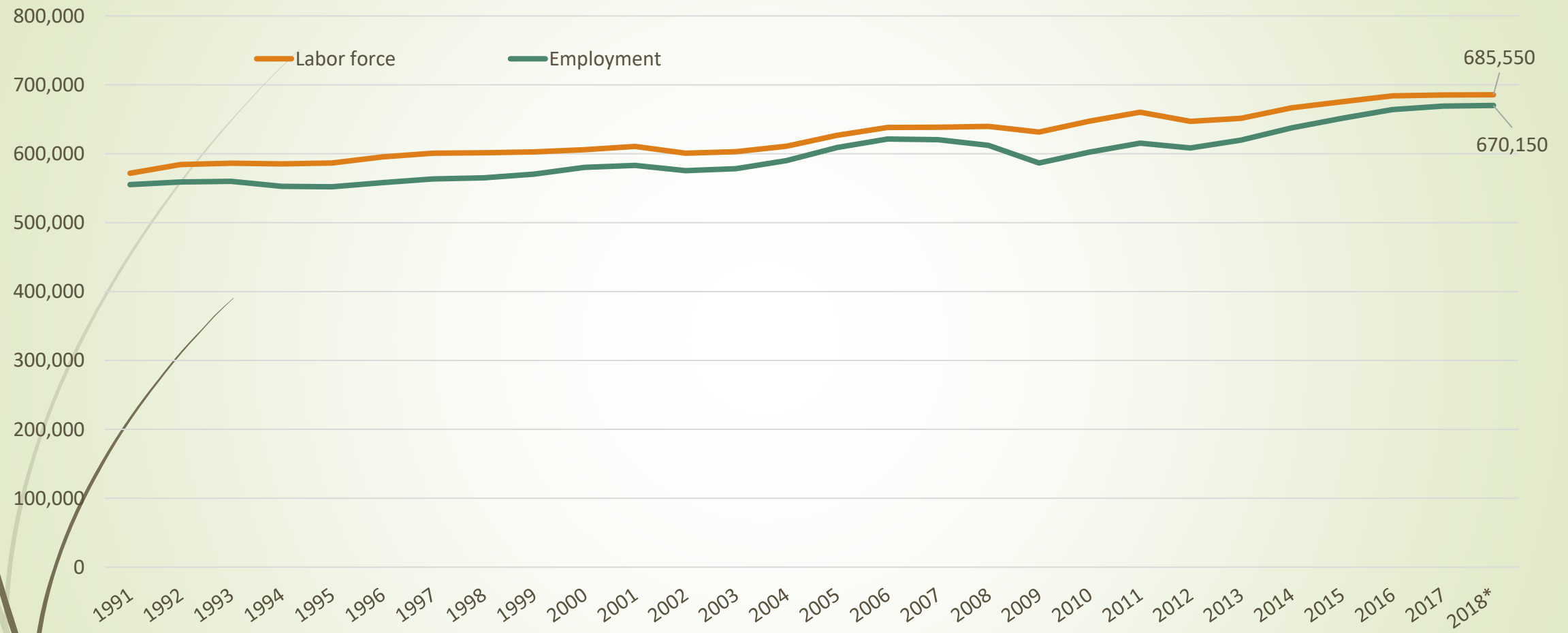
Source: FFIS, State Policy Reports

Personal transfer receipts contributes more to personal income growth



Labor Market Conditions

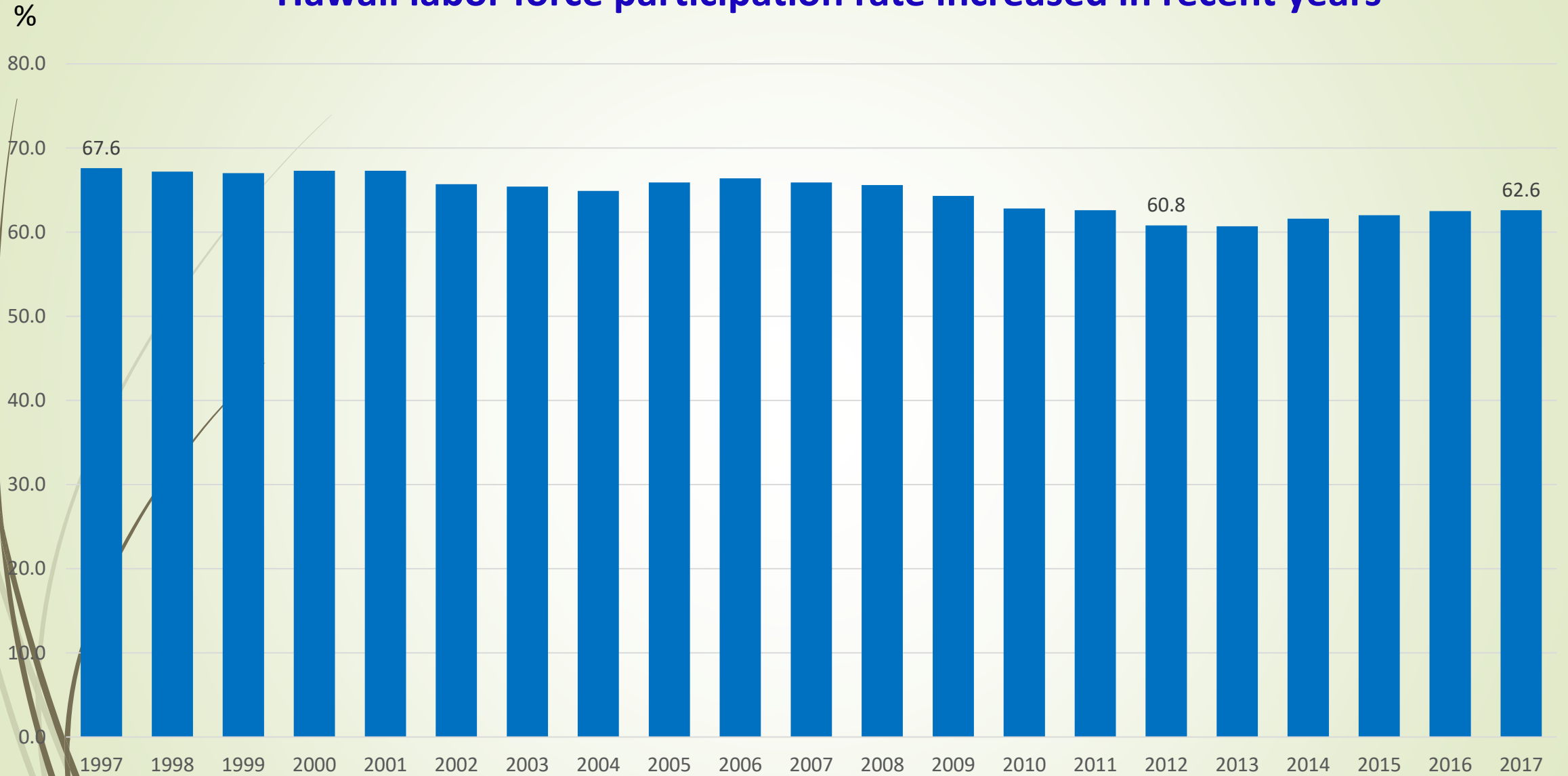
Statewide labor force & employment flattening



*2018 number is November YTD number

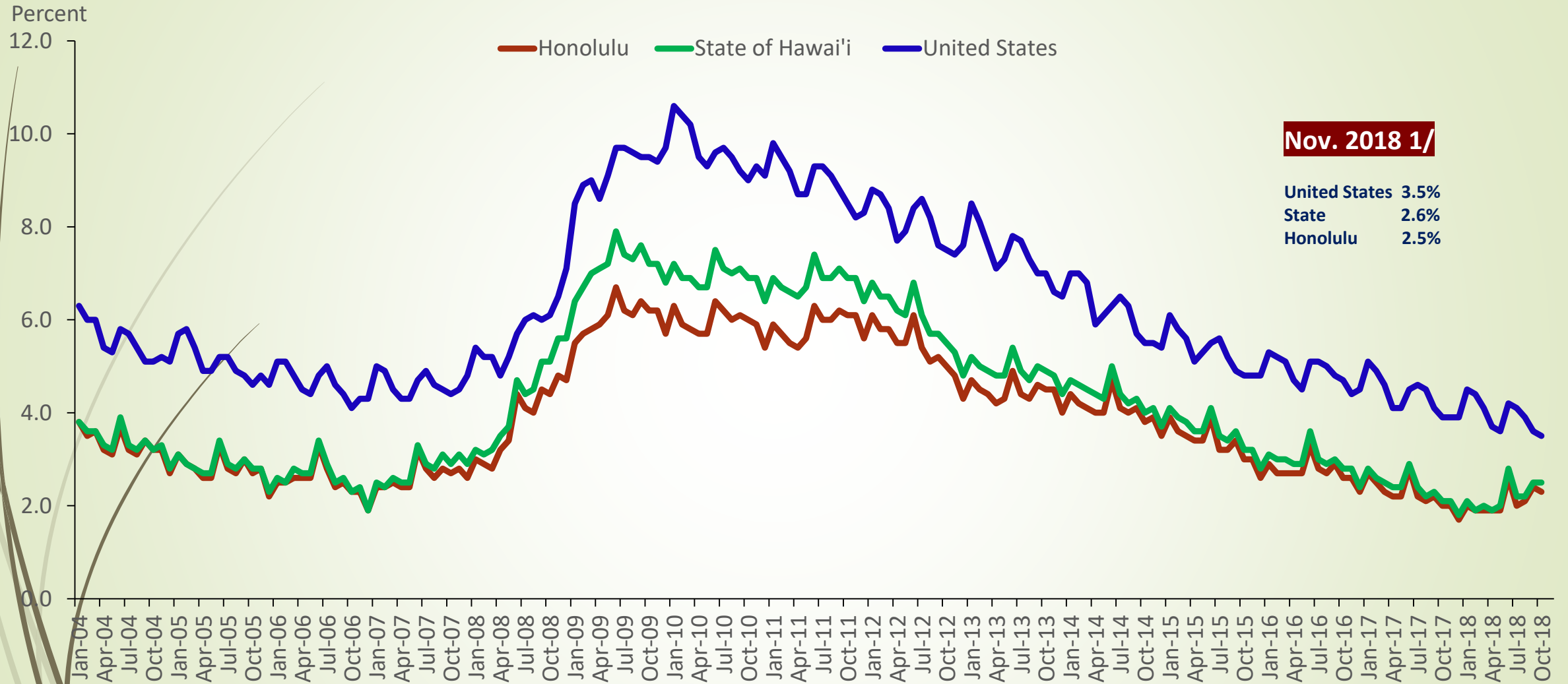
Source: Hawaii State Department of Labor and Industrial Relations.

Hawaii labor force participation rate increased in recent years



Source: Bureau of Labor Statistics

Unemployment rate has been at record low level for past 11 months and the lowest in the nation since late 2016



Nov. 2018 1/

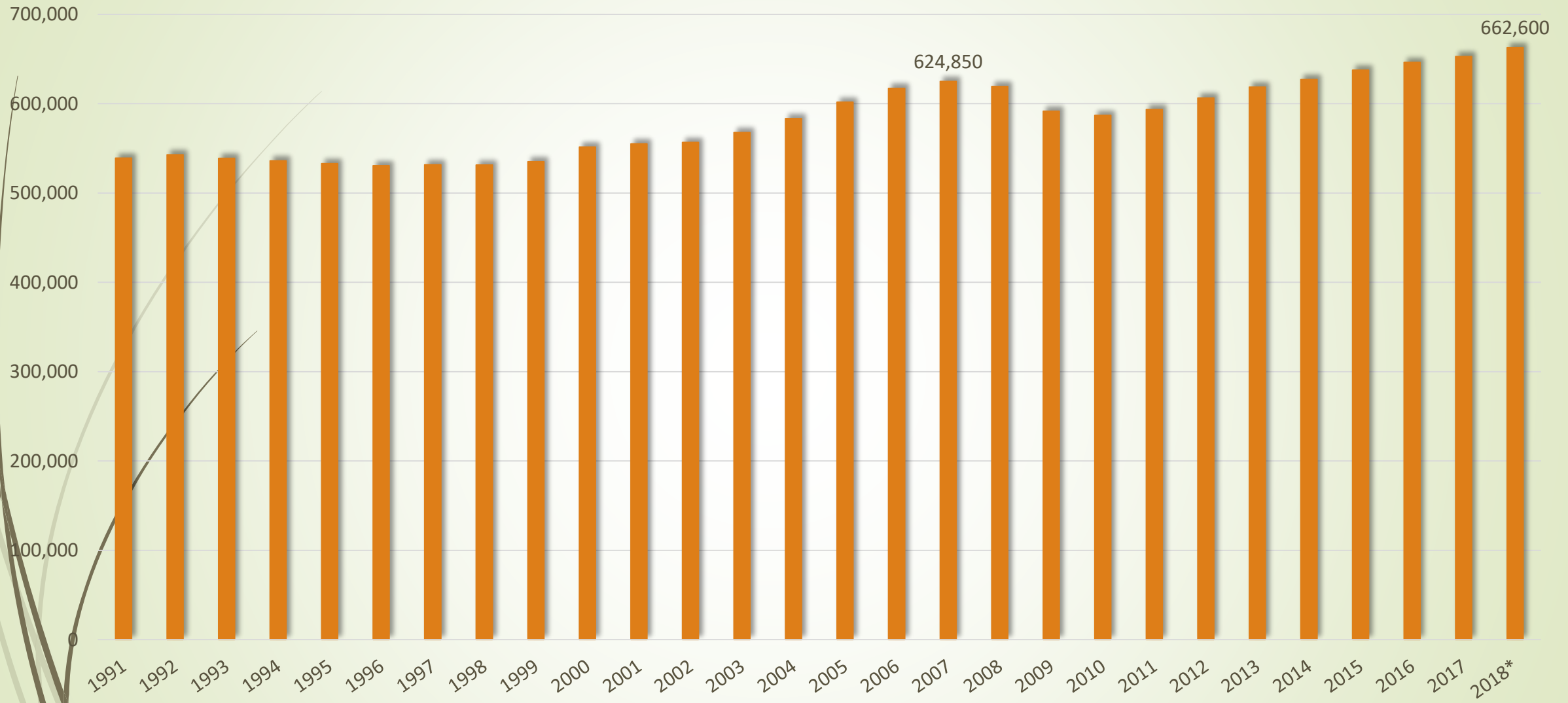
United States 3.5%
 State 2.6%
 Honolulu 2.5%

1/ Not seasonally adjusted

Source: U.S. Bureau of Labor Statistics, Hawaii State Department of Labor & Industrial Relations



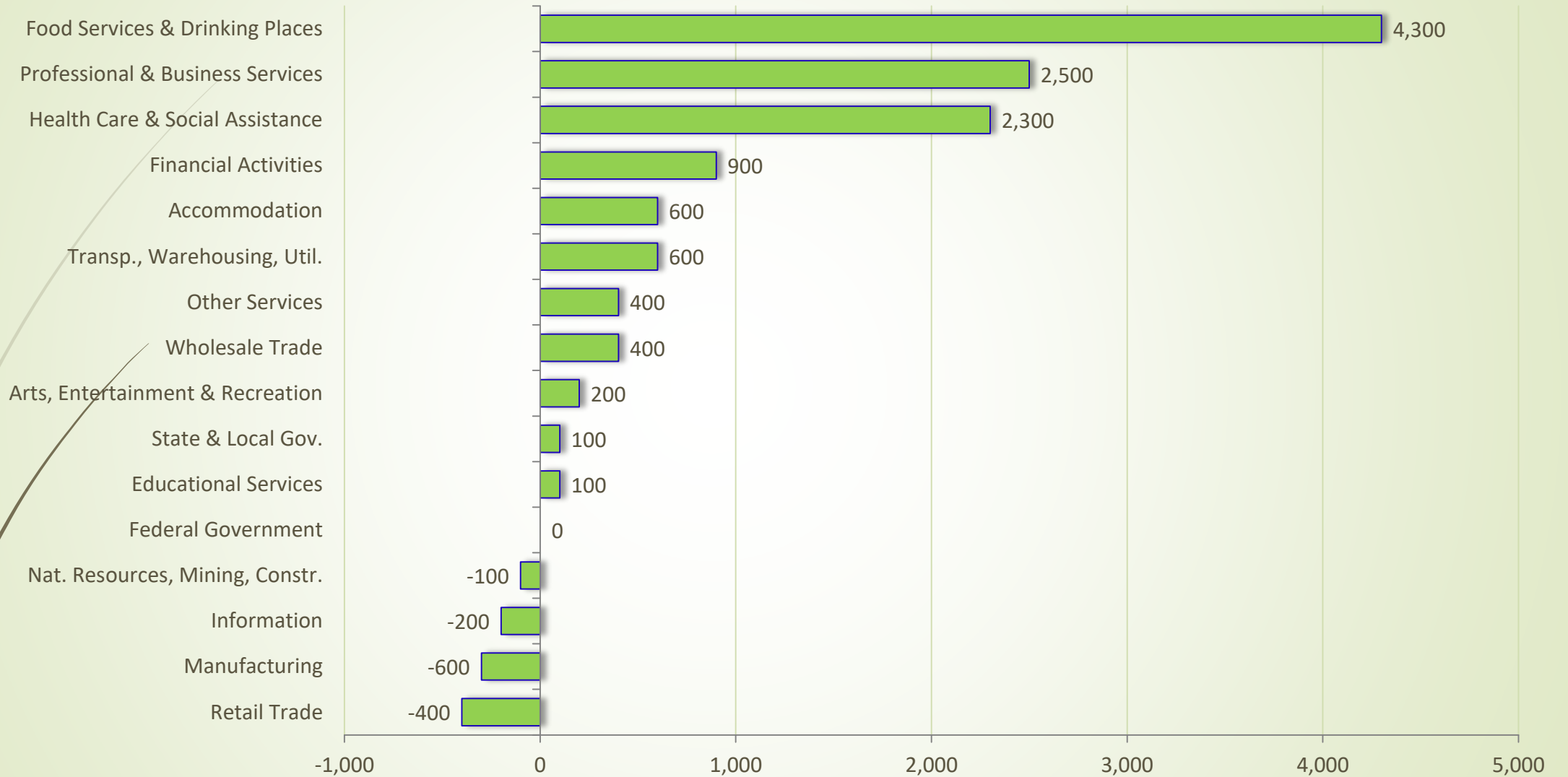
Non-ag. payroll job count continues to grow



*2018 number is November YTD number

Source: Hawaii State Department of Labor and Industrial Relations.

Statewide gained 11,100 non-ag payroll jobs in November YTD 2018

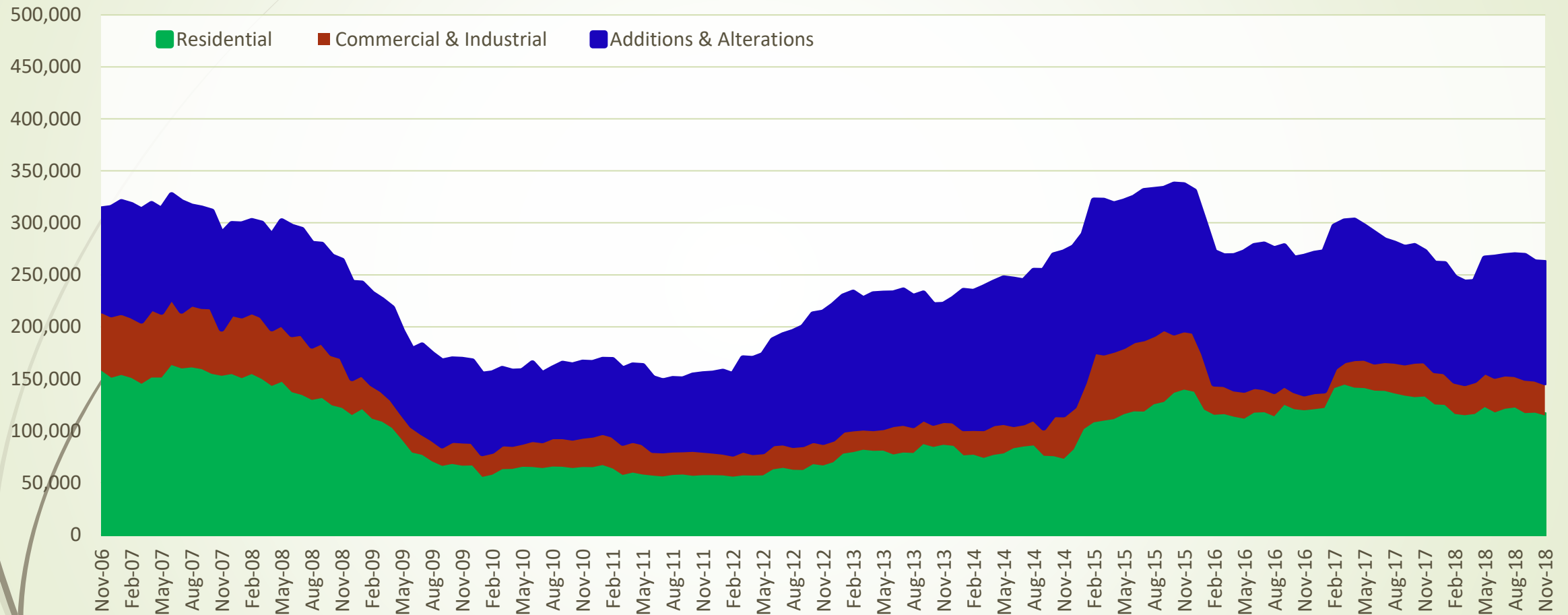


Source: Hawaii State Department of Labor and Industrial Relations.

Construction and Real Estate

Value of private construction permits flat Y-T-D through November 2018

12 Month Moving Average of Building Authorizations



Source: County building departments and U.S. Census Bureau.

Government contract awarded increased 39.3% during first 3Qs in 2018

\$ mil.

1,000.0

900.0

800.0

700.0

600.0

500.0

400.0

300.0

200.0

100.0

0.0

2006:Q1 2006:Q2 2006:Q3 2006:Q4 2007:Q1 2007:Q2 2007:Q3 2007:Q4 2008:Q1 2008:Q2 2008:Q3 2008:Q4 2009:Q1 2009:Q2 2009:Q3 2009:Q4 2010:Q1 2010:Q2 2010:Q3 2010:Q4 2011:Q1 2011:Q2 2011:Q3 2011:Q4 2012:Q1 2012:Q2 2012:Q3 2012:Q4 2013:Q1 2013:Q2 2013:Q3 2013:Q4 2014:Q1 2014:Q2 2014:Q3 2014:Q4 2015:Q1 2015:Q2 2015:Q3 2015:Q4 2016:Q1 2016:Q2 2016:Q3 2016:Q4 2017:Q1 2017:Q2 2017:Q3 2017:Q4 2018:Q1 2018:Q2 2018:Q3

Real estate market statistics are mixed

(% change btw. Nov. 2017 YTD and Nov. 2018 YTD)

Island	Single Family Homes		Condo Homes	
	Closed sales	Median price	Closed sales	Median price
Oahu	-5.6%	4.2%	-2.3%	4.9%
Maui	3.2%	2.4%	16.8%	12.1%
Hawaii	-6.4%	1.4%	-4.5%	12.7%
Kauai	7.8%	5.8%	12.0%	5.9%

Source: Hawaii Information Service on behalf of Hawaii Island Realtors and the Kauai Board of Realtors, the Honolulu Board of Realtors, and Realtors Association of Maui.

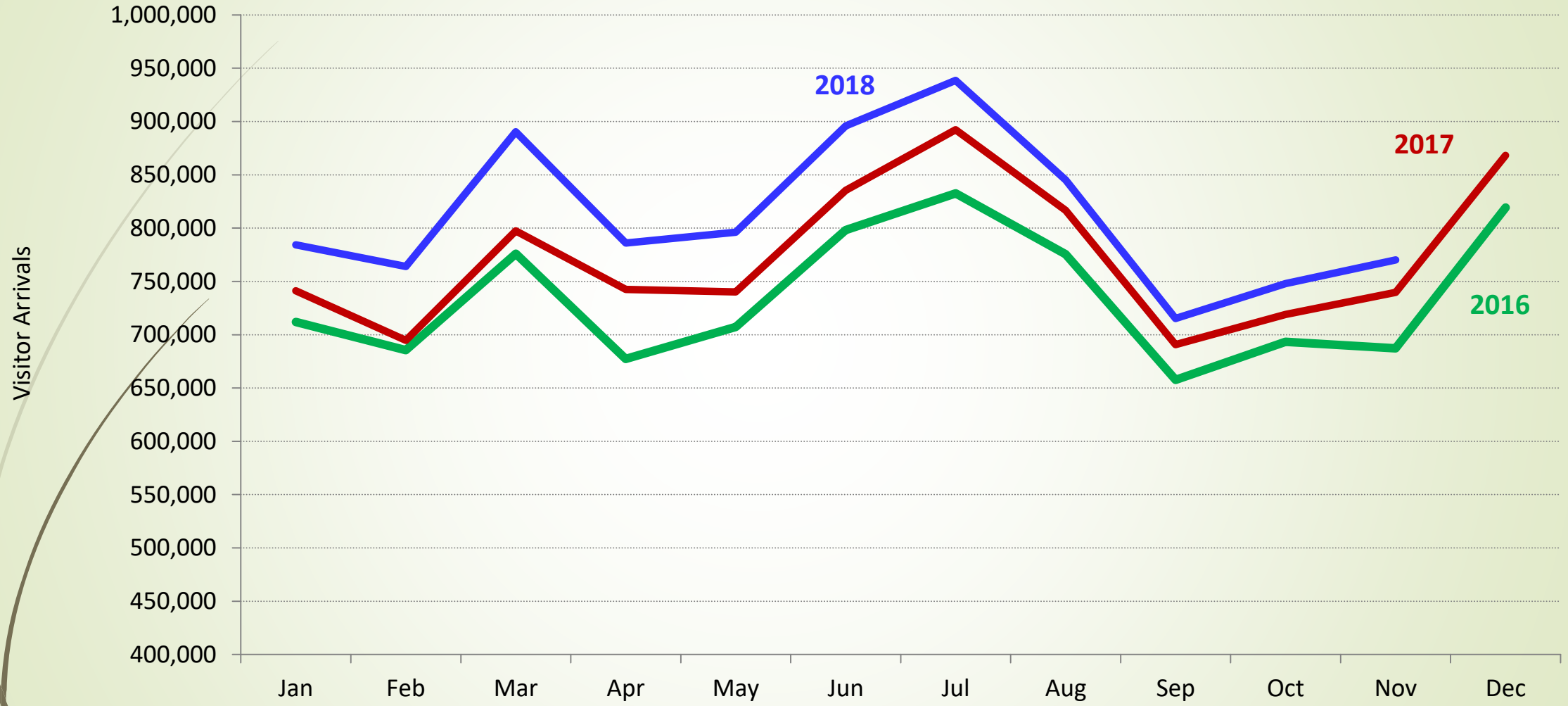
Median Home Prices: Nov. 2017 YTD and Nov. 2018 YTD

Island	Single Family Homes		Condo Homes	
	Nov. 2017 YTD	Nov. 2018 YTD	Nov. 2017 YTD	Nov. 2018 YTD
Oahu	\$758,000	\$790,000	\$405,000	\$425,000
Maui	\$695,000	\$712,000	\$446,000	\$500,000
Hawaii	\$350,000	\$355,000	\$310,500	\$350,000
Kauai	\$668,000	\$706,950	\$425,000	\$450,000

Source: Hawaii Information Service on behalf of Hawaii Island Realtors and the Kauai Board of Realtors, the Honolulu Board of Realtors, and Realtors Association of Maui

Tourism

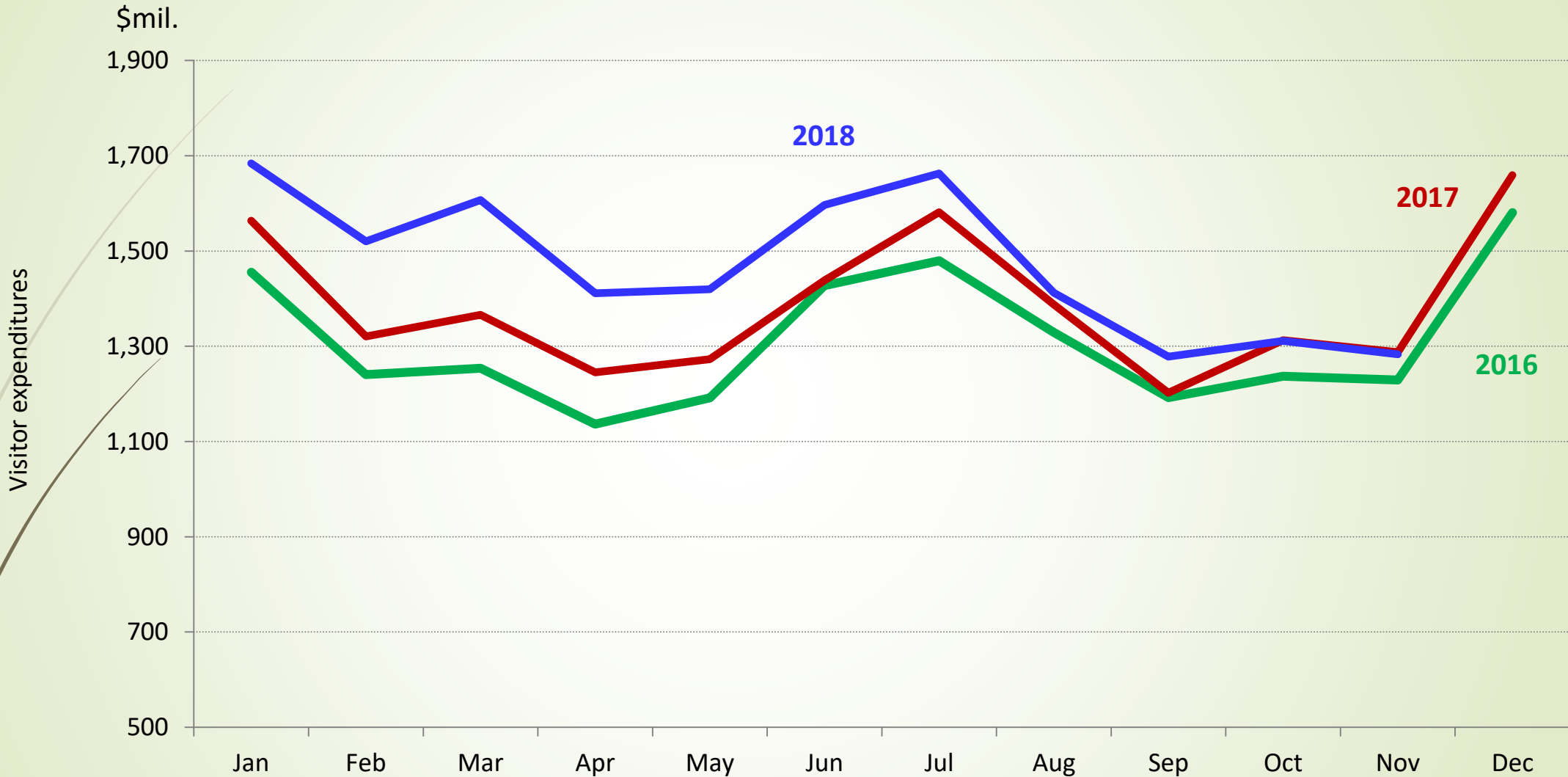
Visitor arrivals by air increased 6.2% during the first 11 months of 2018



Source: Hawaii Tourism Authority



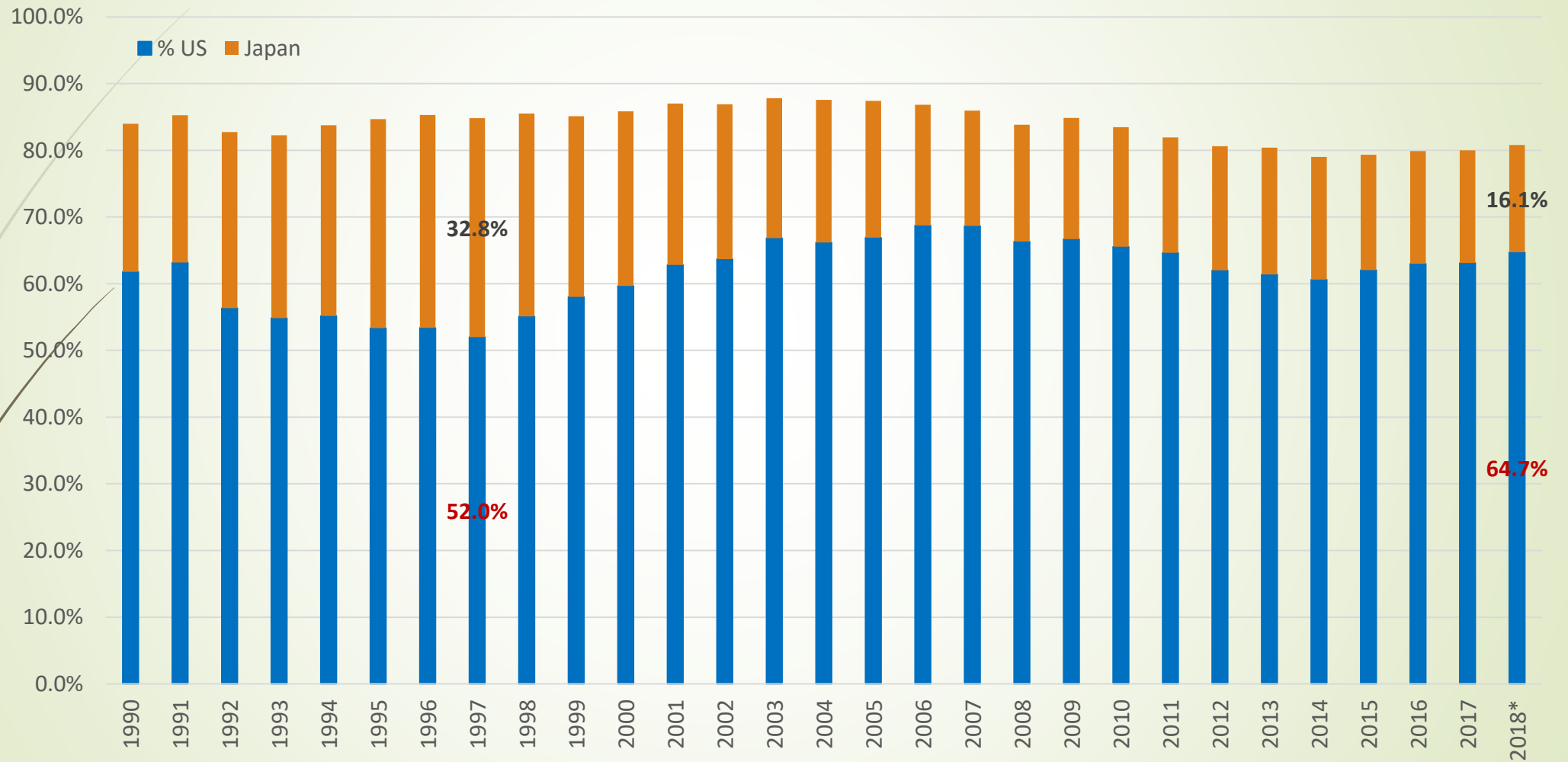
Visitor expenditures increased 8.0% during the first 11 months of 2018



Source: Hawaii Tourism Authority



US and Japanese visitor arrivals by air

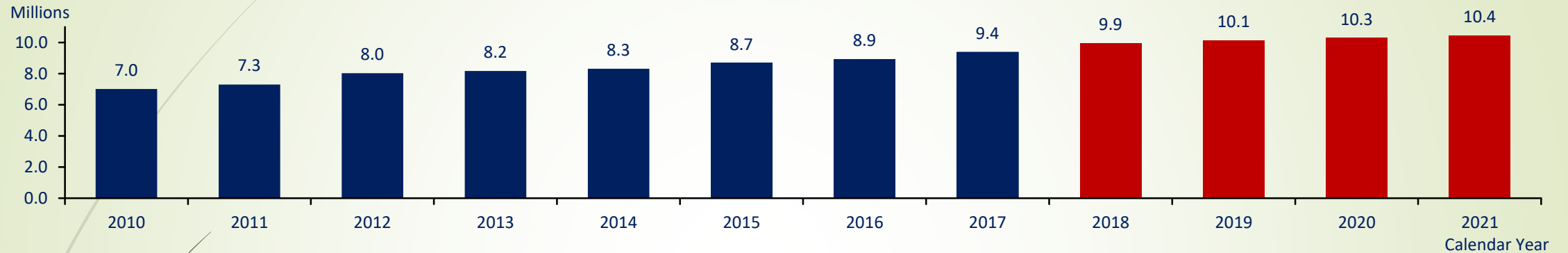


*First 11 months

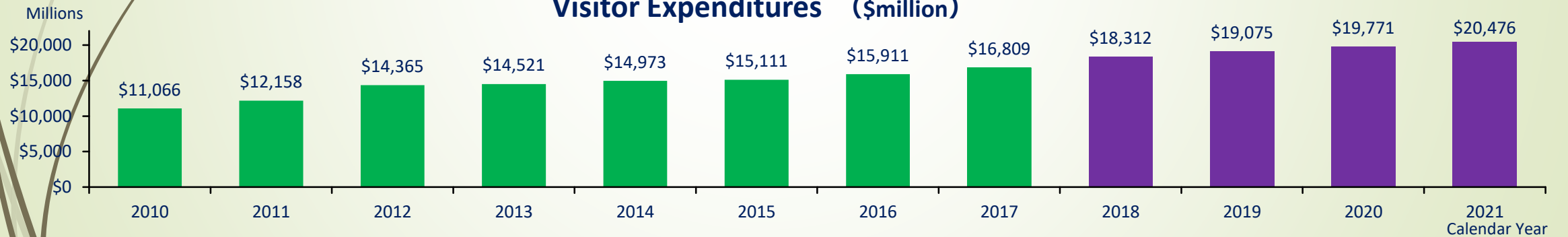
Source: Hawaii Tourism Authority, DBEDT

Hawaii Visitor Arrivals and Expenditures

Visitor Arrivals (million)



Visitor Expenditures (\$million)



Source: Hawaii Tourism Authority and DBEDT

Air seats in first 9 months of 2019 on scheduled flights by market

MARKET	2019	2018	% change
TOTAL	9,972,392	9,925,183	0.5
US WEST	6,201,512	6,131,662	1.1
US EAST	909,988	862,886	5.5
JAPAN	1,505,958	1,526,386	-1.3
CANADA	383,362	343,038	11.8
OTHER ASIA	354,096	426,206	-16.9
OCEANIA	381,890	400,932	-4.7
OTHER	235,586	234,073	0.6

Source: Hawaii Tourism Authority

Air seats in first 9 months of 2019 on scheduled flights by airport

Airport	2019	2018	% change
STATE TOTAL	9,972,392	9,925,183	0.5
Honolulu	6,125,540	6,160,927	-0.6
Kahului	2,070,942	1,994,575	3.8
Kona	985,217	979,605	0.6
Hilo	34,362	42,343	-18.8
Lihue	756,331	747,733	1.1

Source: Hawaii Tourism Authority

Hawaii's economy will grow at lower pace in next few years

Indicator	Annual average growth, %		2018	2019	2020
	30 years, 1987 - 2017	20 years, 1997 -2017			
Real GDP	1.8	1.8	1.0	1.2	1.4
Real personal income	1.7	2.0	1.6	1.7	1.7
Honolulu inflation rate	2.8	2.2	2.0	2.3	2.5
Non-Ag wage and salary jobs	1.0	1.0	1.2	0.9	0.9
Unemployment rate 1/	4.4	4.6	2.3	2.5	3.0
Visitor arrivals by air	1.6	1.6	5.8	1.8	1.5

1/ Average of 30 years, 1987 – 2017.

Source: DBEDT

Department of Business, Economic Development and Tourism
Functions

Table 1

Division	Description of Function	Activities	Prog ID(s)	Statutory Reference
Foreign-Trade Zone	FTZ Operations	<p>Stabilize and steadily grow FTZ program statewide</p> <p>1) Administer the federal grant for the Foreign-Trade Zone program in Hawaii by establishing rules and regulations for the operation of the Foreign-Trade Zone. 2) Continue to operate the program in a self-sustaining manner without the use of general funds. 3) Oversee nine general-purpose zone sites and five sub-zone sites within the State of Hawaii by acting as liaison between the Foreign-Trade Zones Board and designated Zone sites. Inform the Zones of the rules and regulations and assist them with resources to help them better compete in external markets. FTZ9 currently assists over to 330 businesses in import and export of goods to over 30 different countries. 4) Operate and expand the small business import-export assistance and resource center at the Pier 2 location.</p>	BED107	HRS Ch. 212
		<p>5) Expand economic development through the facilitation of international trade; increase global competitiveness of U.S. based companies by fostering relations with EXIM Bank, customs brokers, shipping agents; and offering training and resources to companies which assists them in growing their import-export business.6) Actively promote the FTZ program through various marketing opportunities, chambers of commerce and business associations by initiating and building relationships with key groups to utilize the FTZ as the "Hub of International Trade" in Hawaii.</p>		
Office of Aerospace Development	Office of Aerospace Development Operations	<p>Develop R&D partnerships with federal/state agencies, universities and private industry; leverage Hawaii's scientific/technological assets and capabilities to enhance our State's competitiveness in national/global aerospace markets; promote Hawaii as site for international aerospace activities; facilitate innovative aerospace education and training programs to grow Hawaii's STEM workforce; recommend innovative strategies and policies to expand/diversify aerospace activities statewide.</p>	BED128	HRS Ch. 201-71 to 73
Office of Aerospace Development	Pacific International Space Center for Exploration Systems (PISCES)	<p>The Pacific International Space Center for Exploration Systems is leveraging Hawaii's Moon/Mars-like terrain, resident aerospace expertise, and ties with NASA and other international space agencies and research centers, to develop a world-class R&D center to develop, test, and apply innovative robotic, renewable energy, and other critical technologies essential to support future missions to space (but also with multiple community-based development applications on planet Earth).</p>	BED128	HRS Chapters 201-76 to 79
Office of Aerospace Development	Unmanned Aerial Systems	<p>Hawaii, in partnership with Alaska and Oregon, submitted a tri-state proposal to establish the Pan-Pacific Unmanned Aerial Systems Test Range Complex and was designated by the Federal Aviation Administration as one of seven national test site operators, providing the tri-state team to organize and implement the Pan-Pacific Unmanned Aerial Systems Test Range Complex. To establish a Hawaii unmanned aerial systems test site chief operating officer position to serve on the Pan-Pacific Unmanned Aerial Systems Test Range Complex management team, establish a Hawaii unmanned aerial systems test site advisory board that will formulate an implementation plan and oversee test site development in the State, and appropriate funds for personnel and procurement costs associated with establishing the Hawaii unmanned aerial systems test site.</p>	BED128	HRS Chapters 201-72.6 to 72.7

Department of Business, Economic Development and Tourism
Functions

Table 1

<u>Division</u>	<u>Description of Function</u>	<u>Activities</u>	<u>Prog ID(s)</u>	<u>Statutory Reference</u>
Office of Aerospace Development	Challenger Center Hawaii (CCH)	The goal of CCH is to educate and inspire children to develop fundamental STEM skills while engaging in space exploration activities. As part of the Challenger Center for Space Science Education, CCH consistently delivers an exciting space simulation experience through which students are challenged to solve real-world problems as they explore the wonders of deep space. Teachers lead students in six to eight weeks of classroom preparation, culminating in the hands-on application of knowledge and critical thinking on Mission Day. The realistic missions — Return to the Moon and Rendezvous with Comet Halley — provide a rare forum for students to apply vital decision-making skills and learn the value of teamwork as they join forces to accomplish their collective objectives and complete mission tasks,	BED128	No Statutory Reference. The 2013 Legislative Budget added funds for the CCH
Hawaii Green Infrastructure Authority	Administer the Hawaii green infrastructure loan program	Make loans and expend funds to finance the purchase or installation of green infrastructure equipment for clean energy technology, demand response technology, and energy use reduction and demand side management infrastructure, programs and services. Hold and invest monies in the green infrastructure special fund in investments permitted by law and in accordance with approved investment guidelines established in one or more orders issued by the PUC pursuant to section 269-K. Establish loan program guidelines to be approved by one or more orders issued by the PUC.	BED138	HRS Ch 196-A - J, HRS Ch 269-A -P, HRS Ch 269-5
Hawaii State Energy Office	Statewide coordination of energy plans, resources, and activities	(1) Formulate plans, for the optimum development of Hawaii's energy resources; (2) Conduct systematic analysis of existing and proposed energy resource programs, and recommend programs that represent the most effective allocation of resources for the development of energy resources; (3) Formulate specific proposals, for conserving energy resources; (4) Assist public and private agencies in implementing energy conservation and efficiency programs, the development of indigenous energy resources; (5) Coordinate the State's energy programs with those of the federal government, and the political subdivisions of the State; (6) Develop programs to encourage private and public exploration, research, and development of indigenous energy resources;	BED120	HRS Ch 196-4; HRS Ch 201; HRS Ch 226-28
		(7) Conduct public education programs to inform the public of the energy resources situation; (8) Identify geographic areas that are rich with renewable energy resource potential that can be developed in a cost-effective and environmentally benign manner and designate these areas as renewable energy zones;(9) Develop incentives, plans, and programs to encourage the development of renewable energy resource projects within the renewable energy zones;(10) Assist public and private agencies in identifying utility transmission projects or infrastructure required to accommodate and facilitate the development of renewable energy resources; (11) Identify specific transmission projects and infrastructure that are critical to the development of renewable energy resources; (12) Maintain the capacity to analyze the status of energy resources, systems, and markets, both in-state and those to which Hawaii is directly tied, in relation to the State's economy, and to recommend, develop proposals for, and assess the effectiveness of policy and regulatory decisions, and conduct energy emergency planning;		

Department of Business, Economic Development and Tourism
Functions

Table 1

Division	Description of Function	Activities	Prog ID(s)	Statutory Reference
Hawaii State Energy Office	Hawaii Clean Energy Initiative Program	Coordinate the State's transition to a clean energy economy, including designing, implementing and administering the following:(1) Strategic partnerships for research, development, testing, deployment and permitting of clean and renewable technologies.(2) Engineering and economic evaluations of Hawaii's potential for near-term project opportunities for the State's renewable energy resources.(3) Electric grid reliability and security projects.(4) A statewide clean energy public education and outreach plan.(5) Promotion of Hawaii's clean and renewable resources to potential partners and investors.(6) Plans to transition the State and assist each county in transitioning to a clean energy economy.	BED120	HRS Ch 196-10.5
Hawaii State Energy Office	Planning for energy emergencies under petroleum shortage conditions	Develop and implement energy emergency preparedness / energy assurance plans; participate in preparedness exercises, hurricane scenarios, functional simulations with State Civil Defense; maintain readiness to provide ESF12 functions in the event of a disaster.	BED120	HRS Ch 125C & 128: HRS Ch 125C-22,23; HRS Ch 486J
Hawaii State Energy Office	Renewable energy facilitator	(1) Facilitate the efficient permitting of renewable energy projects.(2) Initiate the implementation of key renewable energy projects by permitting various efficiency improvement strategies.(3) Administer coordination for renewable energy projects.	BED120	HRS Ch 201-12.5
Natural Energy Laboratory of Hawaii Authority	To develop and diversify the Hawaii economy by providing resources and facilities for energy and ocean-related research, education, and commercial activities in an environmentally sound and culturally sensitive manner. NELHA operates two distinct seawater delivery systems 24/7/365 for the benefit of over 40 private businesses. These businesses are the backbone of exported manufactured and aquacultural products in the state of Hawaii.	Manage, market and operate facilities at the Hawaii Ocean Science and Technology Park in Kailua-Kona.(1) Operate and maintain unique transmission and distribution systems for large volumes (approximately 2 tons per second) of deep and surface seawater.(2) Develop and lead the implementation of new alternative energy methods for the benefit of the State of Hawaii.(3) Identify, develop and implement revenue enhancement opportunities, which support NELHA objectives and its efforts to maintain financial self-sufficiency and sustainability.(4) Operate a water quality laboratory for an environmental monitoring program that samples groundwater, near shore water and offshore water.(5) Provide informational and educational material and lectures to school classes (K-12 and university level), professional associations, community groups, international visitor, legislator, and the general public.	BED146	HRS 227D
Hawaii Housing Finance & Development Corporation	Increase and sustain the supply of workforce and affordable housing.	Increase supply of workforce and affordable housing in sustainable housing developments by facilitating housing construction and preservation by providing developers with tools and resources such as financing, land, and help with land use and zoning approvals. Strengthen communities and assist in growing a resilient middle class by assisting first-time homebuyers with mortgage financing and tax credits through participating lenders.	BED160	HRS 201H
Hawaii Strategic Development Corporation	Promote economic development and diversification in Hawaii through a return driven investment program in partnership with private capital.	HSDC's core activities are to manage and grow its fund of funds investment program that supports economic development and diversification in Hawaii. The focus of the investment program will be to: 1) support the establishment of an entrepreneurial ecosystem that will provide mentoring, collaboration, and funding opportunities for Hawaii entrepreneurs to establish and scale their business ventures; 2) actively partner with the private sector to establish accelerato programs in target industry sectors; and 3) network Hawaii's high-growth businesses into the broader universe of mainland and international investment funds through its fund of funds investments.	BED145	HRS 211-F

Department of Business, Economic Development and Tourism
Functions

Table 1

<u>Division</u>	<u>Description of Function</u>	<u>Activities</u>	<u>Prog ID(s)</u>	<u>Statutory Reference</u>
Research and Economic Analysis Division	Compilation of basic data on and assessment of Hawaii's Economy for use by policy makers, business and the public	Quarterly Statistical & Economic Report, State of Hawaii Data Book, Monthly economic indicators, Monthly energy indicators, cooperation with the U.S. Census Bureau and dissemination of Census data, prepare short and long-range projections of population and economy.	BED130	HRS Ch 205
Research and Economic Analysis Division	Research & Statistics for Growth Industries	Define and measure performance of emerging Industries. Provide annual information on technology industry and its workforce. Provide annual information on the Creative Industries and workforce. Track the status of innovation in Hawaii and impact on economy. Update and use input-output model to assess the relationships among and impact on the economy of emerging and growth industries in the economy.	BED130	HRS Ch 201-19(2) and (b)
Research and Economic Analysis Division	Self-Sufficiency	Define and measure a self-sufficiency income standard for Hawaii and report bi-annually.	BED130	Act 12 (2008) SLH HRS Ch 201-3(5)
Research and Economic Analysis Division	Energy Industry Information Reporting Program	Collect data and maintain a database on Hawaii's petroleum industry including imports, processing, distribution, and inventory by type of products	BED130	Act 152 (2010), HB 2631, HD2, SD2, CD1
Business Development & Support Division	Support and build an innovation ecosystem that contributes to entrepreneurial high growth businesses and creates high wage jobs.	Increase the Value of Exports From Hawaii by: 1) Securing Small Business Administration grant for State Trade Export Program (STEP) for export training workshops, company financial assistance and participation in international trade shows in targeted Asia and domestic markets; 2) maintaining strategic sister state relationships to build global alliances and partnerships; 3) promoting and marketing Hawaii as a learning destination to increase the number of international students studying in Hawaii.	BED100	HRS Ch205
Business Development & Support Division	Support Innovation Clusters and Entrepreneur Development	Support Innovation Clusters and Entrepreneur Development by: 1) STEP grant participation at trade shows focused on the fashion, food and gift manufacturing, and bio-tech clusters; 2) attracting overseas students to study in Hawaii, 3) providing direct grant assistance to exporters of products and services.	BED100	HRS Ch205
Business Development & Support Division	Enterprise Zone Program(EZ)	Administer the state's business and job creation EZ program.	BED100	HRS Ch205
Business Development & Support Division	Community Based Economic Development	Administer and provide grants to community based organizations to increase the employment and economic base of distressed and rural communities.	BED100	HRS Ch205
Business Development & Support Division	Community Based Micro-loan Program	Administer and provide micro-loans to community based businesses and organizations to increase the employment and economic base of distressed and rural communities.	BED100	HRS Ch205

Department of Business, Economic Development and Tourism
Functions

Table 1

<u>Division</u>	<u>Description of Function</u>	<u>Activities</u>	<u>Prog ID(s)</u>	<u>Statutory Reference</u>
Land Use Commission	To preserve, protect, and encourage the development and preservation of lands in the State for those uses to which they are best suited in the interest of public health and welfare of the people of the State of Hawaii through the implementation of the State Land Use Law, Chapter 205, Hawaii Revised Statutes (HRS), as amended and to aid in the large scale planning process .	The program objectives of the Land Use Commission (LUC) are to process, review, and act on petitions for district boundary amendments which involve lands over 15 acres in the State Agricultural, Rural, and Urban Districts and all petitions seeking reclassification of lands in the Conservation District; review and act on applications for special permits in the Agricultural and Rural Districts which are over 15 acres; process motions and boundary interpretation request ; and maintain , update, and disseminate official State Land Use district maps and land use information. Pursuant to recently enacted legislation, the Commission has been tasked with identifying and mapping important agricultural lands in conjunction with private landowners and the counties. It is the Commissions goal to begin large scale identification and processing of the important agricultural land designation in conjunction with all counties in the upcoming biennium. The LUC has also begun enforcement actions in an attempt to encourage developers to utilize previously approved lands for development for housing. This effort is an attempt to increase teh number of homes on the market and increase the affordable and workforce housing inventory.	BED103	HRS Ch 205
High Technology Development Corporation	Facilitate the growth and development of the commercial high technology industry	Developing and/or operating incubation centers.	BED143	HRS Ch206M-2(a)(1)
High Technology Development Corporation	Facilitate the growth and development of the commercial high technology industry	Providing support and services in development of the high tech industry.	BED143	HRS Ch 206M-2(a)(2)
High Technology Development Corporation	Alternative Transportation Technologies	Projects in advanced transportation technologies & other federally funded projects	BED143	HRS Ch 206M-3(a)(15)
Hawaii Community Development Authority	Planning and redevelopment of Community Development Districts (Kakaako, Kalaeloa and He'eia) This function will establish the preferred future use and communities located within the Kakaako, Kalaeloa and Heeia Community Development Districts.	Solicit, receive and review developer proposals for conformance to the Kakaako Mauka Plan & Rules/BED 150 KA, and the Kalaeloa Plan & Rules / BED 150KL. Establish, promulgate and administer He'eia Administrative Rules/BED 150KA.	BED150	HRS §206E-1~22, §206E-31~33, §206E-191~199
Hawaii Community Development Authority	Provide the Kakaako District with needed qualified-income housing units and community/public facilities.	Locate, purchase and develop in the Kakaako Community Development District mixed use qualified-income housing project/BED 150 KA. Establish, promulgate and administer a reserved housing program. Develop community/public facilities in all three community development districts.	BED150	HRS §206E-1~22, §206E-31~33
Hawaii Community Development Authority	Manage Infrastructure Improvement Projects in the Kalaeloa Community Development District.	Coordinate with Hawaiian Electric Company (HECO) to connect renewable energy facilities located to the East and West of Coral Seas Road in Kalaeloa Community Development District with the HECO grid located in the northern regions of the Kalaeloa Community Development District/BED 150 KL.	BED150	HRS §206E-1~22, §206E-191~199

Department of Business, Economic Development and Tourism
Functions

Table 1

<u>Division</u>	<u>Description of Function</u>	<u>Activities</u>	<u>Prog ID(s)</u>	<u>Statutory Reference</u>
Hawaii Community Development Authority	Plan, design, and construct public facilities in the Kakaako Community Development District.	Plan and design public parking facility adjacent to the John A. Burns School of Medicine (JABSOM) and the University of Hawaii Cancer Center in Kaka'ako Makai within the Kaka'ako Community Development District.	BED150	HRS §206E-1~22, §206E-31~33
Office of Planning	Statewide Planning and Coordination	Gather, analyze, and provide information to the Governor to assist in the overall analysis and formulation of state policies and strategies; provide central cohesion in the allocation of resources and effectuation of state activities and programs; effectively address current of emerging issues and opportunities. Conduct statewide planning and coordination; represent the State before the Land Use Commission; administer the coastal zone management program and geographic information system program and administer the Brownfields Cleanup Revolving Loan Fund. Conduct climate adaptation planning and transit-oriented development planning and coordination. Serve as co-chair and provide staff to implement Act 130 SLH 2016 Hawaii Interagency Council on Transit-Oriented Development to coordinate activities among State agencies and the counties. Serve as chair and staff the temporary Special Action Team to develop recommendations to increase affordable rental housing under Act 127, SLH 2016	BED144	HRS c. 225M and HRS c. 226
Creative Industries Division	Advancing Hawaii's Creative Economy	1) Strengthen business opportunities for export of knowledge-based, creative industries products and services through strategic initiatives such as Creative Lab. 2) Act as advocate for Hawaii's creative clusters in the film, television, culture, arts, literary, design, music, digital, interactive media, game design, and animation sectors. 3) Position Hawaii as a node in the global creative economy through representation on national and international organizations such as Creative Economy Coalition (CEC), Economic Development, Entrepreneurial and Arts Advocacy organizations.	BED 105	Hawaii Revised Statutes §201-14, 201-16; 235-17; 201-112; 201-113
Creative Industries Division	Entrepreneurial Development Programs	1) Expand Creative Lab initiative, supporting a pipeline of creative/tech entrepreneurial development. (feeds HSDC Accelerators). 2) Provide Creative Lab weekend workshops and bootcamps focused on early stage concepts/ideas-to-product / content development.	BED 105	Hawaii Revised Statutes §201-14, 201-16; 235-17; 201-112; 201-113
Creative Industries Division	Support Media Infrastructure Development	1) Complete CIP Phase II and III of Hawaii Film Studio Facility 2) Develop a secondary creative media/film studio complex based on recommendations in market analysis, site recommendation report .	BED 105	Hawaii Revised Statutes §201-14, 201-16; 235-17; 201-112; 201-113
Creative Industries Division	Strengthen State Film Program	1) Increase resources for Hawaii Film Office film industry programs and services. 2) Support statutory responsibilities of film permitting, tax credit and Hawaii Film Studio management, including e-permitting. 3) Amend existing Hawaii TV & Film Development Fund statute to rename and repurpose fund; repeal Hawaii TV & Film Board statute and provide mechanism to capture studio rental revenue to support ongoing R&M at facility and enhance film program operations support.	BED 105	Hawaii Revised Statutes §201-14; 235-17; 201-11, 201-112, 201-113
Creative Industries Division	Support HI Growth Industry Sector Development	1) Increase number of companies launched, supported and products exported through creative/tech entrepreneurial development programs. 2) Attract public/private sector investment to develop infrastructure and broadband connectivity for creative media/tech sectors.	BED 105	Hawaii Revised Statutes §201-14; 235-17; 201-11, 201-112, 201-113
Creative Industries Division	Develop and Support Creative Collaboration Centers	1) Launch HIC3 Creative Collaboration Centers, support co-working ventures statewide, offering tools and technology to accelerate creative and knowledge-based industry cluster development in collaboration with HSDC, HCDA, GVS and HTDC. 2) Establish broadband giga hubs at these and other facilities, providing capacity for high speed collaboration, and distribution direct to web or broadcast networks.	BED 105	Hawaii Revised Statutes §201-14; 235-17; 201-11, 201-112, 201-113

Department of Business, Economic Development and Tourism
Functions

Table 1

<u>Division</u>	<u>Description of Function</u>	<u>Activities</u>	<u>Prog ID(s)</u>	<u>Statutory Reference</u>
Hawaii Tourism Authority	Operations of the Hawaii Tourism Authority	To maintain and improve transportation access and services to facilitate travel to, from and within Hawaii. To facilitate interaction among all stakeholders that improves the lines of communications and enhances greater understanding of roles, values and concerns. To honor and perpetuate the Hawaiian culture and community. To develop marketing programs that contribute to sustainable economic growth. To respect, enhance and perpetuate Hawaii's natural resources to ensure a high level of satisfaction for residents and visitors. To perform collaborative research and planning for use in the development of programs, policies and plans that will positively contribute to the State's economy, benefit the community and sustain Hawaii's resources. To achieve a safe Hawaii visitor experience. To provide a diverse and quality tourism product unique to Hawaii that enhances the Hawaii visitor experience and enriches residents' quality of life.	BED113	HRS 201B
	Operations of the Hawaii Tourism Authority	(cont) To ensure a sufficient and highly-qualified workforce that is provided with meaningful careers and advancement opportunities.	BED113	HRS 201B
	Operations of the HTA Convention Center	To market Hawaii as a premier destination for conducting business, with Hawaii serving as the bridge to connect the world. To maintain the Hawaii Convention Center as a world-class facility for international and domestic conferences and meetings.	BED113	HRS 201B
Director's Office	Small Business Regulatory Review Board	The SBRRB was established on July 1, 1998 with the passage of the Small Business Regulatory Flexibility Act. The responsibilities of the SBRRB include: 1) Commentary on small business impact statements to the rule-drafting departments, 2) Identification and commentary on business impact of existing administrative rules, 3) Recommendations to the Governor's Office, Departments or the Legislature regarding the need for an administrative rule or legislative change, 4) Recommendations to the Mayors or County Councils regarding County rules, and 5) Review of small business petitions and complaints on business impact.	BED142	HRS 201M
	Hawaii Broadband Initiative	The Hawaii Broadband Initiative objective is to conduct planning, designing, and construction of a transpacific fiber optic cable landing station using a public-private partnership model.	BED142	Act 143, SLH 2015

Department of Business, Economic Development and Tourism

Table 2

Department-Wide Totals

Fiscal Year 2019				
Act 150/18 Appropriation	Restriction	Emergency Appopriations	Total FY19	MOF
14,687,077.00	(513,875.00)		14,173,202.00	A
227,538,418.00			227,538,418.00	B
5,485,688.00			5,485,688.00	N
5,064,713.00			5,064,713.00	P
1,500,000.00			1,500,000.00	R
23,277,031.00			23,277,031.00	W
240,000.00			240,000.00	T
277,792,927.00	(513,875.00)	-	277,279,052.00	Total
Fiscal Year 2020				
Act 150/18 Appropriation	Reductions	Additions	Total FY20	MOF
14,687,077.00	(3,779,600.00)	5,642,830.00	16,550,307.00	A
227,538,418.00	-	57,375,928.00	284,914,346.00	B
5,485,688.00	-	73,963.00	5,559,651.00	N
5,064,713.00	(400,000.00)	-	4,664,713.00	P
1,500,000.00	(1,500,000.00)	-	-	R
23,277,031.00	-	(1,203,372.00)	22,073,659.00	W
240,000.00	-	-	240,000.00	T
277,792,927.00	(5,679,600.00)	61,889,349.00	334,002,676.00	Total
Fiscal Year 2021				
Act 150/18 Appropriation	Reductions	Additions	Total FY20	MOF
14,687,077.00	(3,779,600.00)	5,065,147.00	15,972,624.00	A
227,538,418.00	-	57,391,314.00	284,929,732.00	B
5,485,688.00	-	73,963.00	5,559,651.00	N
5,064,713.00	(400,000.00)	-	4,664,713.00	P
1,500,000.00	(1,500,000.00)	-	-	R
23,277,031.00	-	(1,138,372.00)	22,138,659.00	W
240,000.00	-	-	240,000.00	T
277,792,927.00	(5,679,600.00)	61,392,052.00	333,505,379.00	Total

Department of Business, Economic Development and Tourism
Program ID Totals

Table 3

			Base				Governor's Approval				Governor's Budget			
			FY 20 Base	FY 21 Base	Perm FTE (BJ1)	Temp FTE (BT1)	Perm FTE	Temp FTE	\$ Approved FY20	\$ Approved FY21	FY 20 Base	FY 21 Base	Perm FTE (BJ1)	Temp FTE (BT1)
BED100 TOTAL	A		2,525,466	2,525,466	10.00	1.00			(904,478)	(904,469)	1,620,988	1,620,997	10.00	1.00
	N		0	0	-	-					-	-	-	-
	P		700,000	700,000	-	-			-		700,000	700,000	-	-
	W		1,821,915	1,821,915	-	-					1,821,915	1,821,915	-	-
	Total		5,047,381	5,047,381	10.00	1.00	-	-	(904,478)	(904,469)	4,142,903	4,142,912	10.00	1.00
											-	-		
BED103 TOTAL	A		654,916	654,916	7.00	-	-		27,191	27,191	682,107	682,107	7.00	-
	Total		654,916	654,916	7.00	-	-	-	27,191	27,191	682,107	682,107	7.00	-
											-	-		
BED105 TOTAL	A		1,527,374	1,527,374	11.00	-	-		55,915	55,915	1,583,289	1,583,289	11.00	-
	B		30,000	30,000	-	-					30,000	30,000	-	-
	P		400,000	400,000	-	-			(400,000)	(400,000)	-	-	-	-
	Total		1,957,374	1,957,374	11.00	-	-	-	(344,085)	(344,085)	1,613,289	1,613,289	11.00	-
											-	-		
BED107 TOTAL	B		2,278,556	2,278,556	17.00	-			231,564	238,682	2,510,120	2,517,238	17.00	-
	Total		2,278,556	2,278,556	17.00	-			231,564	238,682	2,510,120	2,517,238	17.00	-
											-	-		
BED113 TOTAL	A										-	-	-	-
	B		141,369,295	141,369,295	3.00	29.00			114,114	114,114	141,483,409	141,483,409	3.00	29.00
	Total		141,369,295	141,369,295	3.00	29.00			114,114	114,114	141,483,409	141,483,409	3.00	29.00
BED120 TOTAL	A		150,000	150,000	-	-			(150,000)	(150,000)	-	-	-	-
	B		18,039,247	18,039,247	5.00	28.00	-	-	(13,151,989)	(13,151,989)	4,887,258	4,887,258	5.00	28.00
	N		-	-	-	-					-	-	-	-
	T		240,000	240,000	-	-			-	-	240,000	240,000	-	-
	P		-	-	-	-					-	-	-	-
	V		-	-	-	-					-	-	-	-
	Total		18,429,247	18,429,247	5.00	28.00	-	-	(13,151,989)	(13,151,989)	5,127,258	5,127,258	5.00	28.00
											-	-		
BED128 TOTAL	A		1,141,759	1,141,759	-	1.00	-		71,914	71,914	1,213,673	1,213,673	-	1.00
	B		500,000	500,000	-	-					500,000	500,000	-	-
	Total		1,641,759	1,641,759	-	1.00	-		71,914	71,914	1,713,673	1,713,673	-	1.00
											-	-		
BED130 TOTAL	A		1,486,552	1,486,552	14.00	-	-		(170,235)	(170,235)	1,316,317	1,316,317	14.00	-
	Total		1,486,552	1,486,552	14.00	-	-		(170,235)	(170,235)	1,316,317	1,316,317	14.00	-
											-	-		
BED138 TOTAL	B		51,000,000	51,000,000	-	5.00			70,072,031	70,072,031	121,072,031	121,072,031	-	5.00
	Total		51,000,000	51,000,000	-	5.00			70,072,031	70,072,031	121,072,031	121,072,031	-	5.00
											-	-		

Department of Business, Economic Development and Tourism
Program ID Totals

Table 3

			Base				Governor's Approval				Governor's Budget			
			FY 20 Base	FY 21 Base	Perm FTE (BJ1)	Temp FTE (BT1)	Perm FTE	Temp FTE	\$ Approved FY20	\$ Approved FY21	FY 20 Base	FY 21 Base	Perm FTE (BJ1)	Temp FTE (BT1)
BED142 TOTAL	A		2,223,222	2,223,222	26.00	1.00			113,036	113,036	2,336,258	2,336,258	26.00	1.00
	Total		2,223,222	2,223,222	26.00	1.00					2,223,222	2,223,222	26.00	1.00
											-	-		
BED143 TOTAL	A		2,585,439	2,585,439	1.50	3.75			1,266,369	766,369	3,851,808	3,351,808	1.50	3.75
	B		3,898,345	3,898,345	1.50	6.25			24,039	24,039	3,922,384	3,922,384	1.50	6.25
	N		-	-	-	-					-	-	-	-
	P		964,713	964,713	-	9.00					964,713	964,713	-	9.00
	R		1,500,000	1,500,000					(1,500,000)	(1,500,000)	-	-		
	W		1,500,000	1,500,000	-	-			-	-	1,500,000	1,500,000	-	-
	Total		10,448,497	10,448,497	3.00	19.00			(209,592)	(709,592)	10,238,905	9,738,905	3.00	19.00
											-	-		
BED144 TOTAL	A		1,647,349	1,647,349	14.00	3.00	1.00	-	337,502	259,810	1,984,851	1,907,159	15.00	3.00
	N		2,385,688	2,385,688	5.00	6.00			73,963	73,963	2,459,651	2,459,651	5.00	6.00
	W		2,000,000	2,000,000	-	-					2,000,000	2,000,000	-	-
	Total		6,033,037	6,033,037	19.00	9.00	-	-	411,465	333,773	6,444,502	6,366,810	19.00	9.00
											-	-		
BED145 TOTAL	A		-	-	-	-			-	-	-	-	-	-
	B		2,608,516	2,608,516	-	-					2,608,516	2,608,516	-	-
	P		-	-	-	-					-	-	-	-
	W		4,201,333	4,201,333	-	1.00			10,118	10,118	4,211,451	4,211,451	-	1.00
	Total		6,809,849	6,809,849	-	1.00			10,118	10,118	6,819,967	6,819,967	-	1.00
											-	-		
	A		675,000	675,000					(675,000)	(675,000)	-	-		
BED146 TOTAL	B		7,814,459	7,814,459	-	22.00			86,169	94,437	7,900,628	7,908,896	-	22.00
	Total		8,489,459	8,489,459	-	22.00			(588,831)	(580,563)	7,900,628	7,908,896	-	22
											-	-		
	A		70,000	70,000	-	-	21.00	2.00	1,891,016	1,891,016	1,961,016	1,961,016	21.00	2.00
BED150 TOTAL	W		2,823,358	2,823,358	21.00	2.00	(21.00)	(2.00)	(2,054,816)	(2,054,816)	768,542	768,542	-	-
	Total		2,893,358	2,893,358	21.00	2.00	-		(163,800)	(163,800)	2,729,558	2,729,558	21.00	2.00
BED160 TOTAL	A		-	-	-	-			-	-	-	-	-	-
	N		3,100,000	3,100,000	-	-					3,100,000	3,100,000	-	-
	P		3,000,000	3,000,000	-	-					3,000,000	3,000,000	-	-
	T		-	-	-	-					-	-	-	-
	V		-	-	-	-					-	-	-	-
	W		10,930,425	10,930,425	29.00	41.00			841,326	906,326	11,771,751	11,836,751	29.00	41.00
	Total		17,030,425	17,030,425	29.00	41.00			841,326	906,326	17,871,751	17,936,751	29.00	41.00
											-	-	-	-
											-	-	-	-

Department of Business, Economic Development and Tourism
 Program ID Totals

Table 3

		Base				Governor's Approval				Governor's Budget			
		FY 20 Base	FY 21 Base	Perm FTE (BJ1)	Temp FTE (BT1)	Perm FTE	Temp FTE	\$ Approved FY20	\$ Approved FY21	FY 20 Base	FY 21 Base	Perm FTE (BJ1)	Temp FTE (BT1)
BED TOTAL	A	14,687,077	14,687,077	83.50	9.75	22.00	2.00	1,863,230	1,285,547	16,550,307	15,972,624	105.50	11.75
	B	227,538,418	227,538,418	26.50	90.25	-	-	57,375,928	57,391,314	284,914,346	284,929,732	26.50	90.25
	N	5,485,688	5,485,688	5.00	6.00	-	-	73,963	73,963	5,559,651	5,559,651	5.00	6.00
	P	5,064,713	5,064,713	-	9.00	-	-	(400,000)	(400,000)	4,664,713	4,664,713	-	9.00
	R	1,500,000	1,500,000					(1,500,000)	(1,500,000)				
	T	240,000	240,000	-	-	-	-	-	-	240,000	240,000	-	-
	V									-	-	-	-
	W	23,277,031	23,277,031	50.00	44.00	(21.00)	(2.00)	(1,203,372)	(1,138,372)	22,073,659	22,138,659	29.00	42.00

Department of Business, Economic Development and Tourism
Budget Decisions

Table 4

Prog ID	Sub-Org	Description of Request	MOF	Budget and Finance Recommendations												Governor's Decision					
				FY20			FY21			FY20			FY21			FY20			FY21		
				Pos (P)	Pos (T)	\$\$\$	Pos (P)	Pos (T)	\$\$\$	Pos (P)	Pos (T)	\$\$\$	Pos (P)	Pos (T)	\$\$\$	Pos (P)	Pos (T)	\$\$\$	Pos (P)	Pos (T)	\$\$\$
BED145VC		Transfer from OCE to Personal Services	W			12,882			12,882			12,882			12,882			12,882			12,882
BED145VC		Transfer from OCE to Personal Services	W	-	-	(12,882)	-	-	(12,882)	-	-	(12,882)	-	-	(12,882)	-	-	(12,882)	-	-	(12,882)
BED160HA		Transfer Position due to Reorganization	W	(1.00)	(3.00)	(592,645)	(1.00)	(3.00)	(592,645)	(1.00)	(3.00)	(592,645)	(1.00)	(3.00)	(592,645)	(1.00)	(3.00)	(592,645)	(1.00)	(3.00)	(592,645)
BED160HD		Transfer Position due to Reorganization	W	2.00	3.00	688,031	2.00	3.00	688,031	2.00	3.00	688,031	2.00	3.00	688,031	2.00	3.00	688,031	2.00	3.00	688,031
BED160HF		Transfer Position due to Reorganization	W	(1.00)	-	(95,386)	(1.00)	-	(95,386)	(1.00)	-	(95,386)	(1.00)	-	(95,386)	(1.00)	-	(95,386)	(1.00)	-	(95,386)
BED120SI		Transfer Special Fund Ceiling to HGIA	B	-	-	(13,300,000)	-	-	(13,300,000)	-	-	(13,300,000)	-	-	(13,300,000)	-	-	(13,300,000)	-	-	(13,300,000)
BED138GI		Transfer Special Fund Ceiling from HSEO	B	-	-	13,300,000	-	-	13,300,000	-	-	13,300,000	-	-	13,300,000	-	-	13,300,000	-	-	13,300,000
BED144PZ		Adjust Federal Grant Ceiling	N			73,963			73,963			73,963			73,963			73,963			73,963
BED143TE		Request Conversion of 7.75FTE from B to A MOF	B	(1.50)	(6.25)	(834,551)	(1.50)	(6.25)	(834,551)	-	-	-	-	-	-	-	-	-	-	-	-
BED143TE		Request Conversion of 7.75FTE from B to A MOF	A	1.50	6.25	606,371	1.50	6.25	606,371	-	-	-	-	-	-	-	-	-	-	-	-
BED143TE		Request HTDC Operational Funding	A	-	-	750,000	-	-	750,000	-	-	-	-	-	-	-	-	-	-	-	-
BED150KA		Conversion of Staff from MOF W to MOF A	W	(21.00)	-	(1,797,024)	(21.00)	-	(1,797,024)	(21.00)	-	(1,797,024)	(21.00)	-	(1,797,024)	(21.00)	-	(1,797,024)	(21.00)	-	(1,797,024)
BED150KA		Conversion of Staff from MOF W to MOF A	A	21.00	-	1,716,024	21.00	-	1,716,024	21.00	-	1,716,024	21.00	-	1,716,024	21.00	-	1,716,024	21.00	-	1,716,024
BED150KL		Convert 2.00 FTE from Revolving to General Funding	A	-	2.00	178,116	-	2.00	178,116	-	2.00	178,116	-	2.00	178,116	-	2.00	178,116	-	2.00	178,116
BED150KL		Convert 2.00 FTE from Revolving to General Funding	W	-	(2.00)	(271,952)	-	(2.00)	(271,952)	-	(2.00)	(271,952)	-	(2.00)	(271,952)	-	(2.00)	(271,952)	-	(2.00)	(271,952)
BED144PL		Add one Accountant IV Position and Funds	A	1.00	-	29,808	1.00	-	59,616	1.00	-	29,808	1.00	-	59,616	1.00	-	29,808	1.00	-	59,616
BED105CI		Creative Lab Coworking Space and Studio at the Entrepreneurs Sandbox and FTZ	A	-	-	105,000	-	-	75,000	-	-	-	-	-	-	-	-	-	-	-	-
BED105CI		Creative Lab Coworking Space and Studio at the Entrepreneurs Sandbox and FTZ	B	-	-	45,000	-	-	45,000	-	-	-	-	-	-	-	-	-	-	-	-
BED144PL		GIS Program Enhancement	A	-	-	200,000	-	-	100,000	-	-	200,000	-	-	100,000	-	-	200,000	-	-	100,000
BED105CI		Asia Pacific Creative Economy Summit	A	-	-	277,500	-	-	305,000	-	-	-	-	-	-	-	-	-	-	-	-
BED144PL		Funding for TOD Program Manager	A	-	-	22,560	-	-	22,560	-	-	22,560	-	-	22,560	-	-	22,560	-	-	22,560
BED145VC		HSDC Request for Funding of the Venture Capital Investment Program	A	-	-	5,000,000	-	-	5,000,000	-	-	-	-	-	-	-	-	-	-	-	-
BED100SM		Request Funding for the Annual Pacific Basin Development Corporation	A	-	-	20,500	-	-	20,500	-	-	-	-	-	-	-	-	-	-	-	-
BED142AA		Request Increase in Department of Business, Economic Development, and Tourism Protocol Fund	A	-	-	50,000	-	-	50,000	-	-	-	-	-	-	-	-	-	-	-	-
BED128OA		Funding Request for Challenger Center	A	-	-	61,000	-	-	61,000	-	-	61,000	-	-	61,000	-	-	61,000	-	-	61,000
BED120SI		Energy Assurance Training and Equipment Supplies	A	-	-	125,000	-	-	25,000	-	-	-	-	-	-	-	-	-	-	-	-
BED100SM		Funding for International student Attraction	A	-	-	100,000	-	-	100,000	-	-	-	-	-	-	-	-	100,000	-	-	100,000
BED144PL		Computers_Plotter_Travel	A	-	-	41,800	-	-	34,300	-	-	21,200	-	-	13,700	-	-	21,200	-	-	13,700
BED105CI		Request Reinstatement of Creative Lab Funding	A	-	-	100,000	-	-	100,000	-	-	100,000	-	-	100,000	-	-	100,000	-	-	100,000
BED100SM		Funding for Vietnam Trade Mission	A	-	-	75,000	-	-	75,000	-	-	-	-	-	-	-	-	-	-	-	-
BED100SM		Matching funds for US Small Business Administration grant	A	-	-	100,000	-	-	100,000	-	-	-	-	-	-	-	-	-	-	-	-
BED142AA		Small Business Regulatory Review Board Funding	A	-	-	12,000	-	-	12,000	-	-	-	-	-	-	-	-	10,000	-	-	10,000
BED120SI		Critical Energy Infrastructure Assessment	A	-	-	250,000	-	-	350,000	-	-	-	-	-	-	-	-	-	-	-	-
BED143TE		Support Neighbor Island Companies	A	-	-	250,000	-	-	250,000	-	-	-	-	-	-	-	-	-	-	-	-
BED103DA		Request Funding for Personnel	A	-	-	35,000	-	-	35,000	-	-	-	-	-	-	-	-	-	-	-	-
BED105CI		Request 1 Accountant IV Position	A	1.00	-	27,918	1.00	-	55,836	-	-	-	-	-	-	-	-	-	-	-	-
BED144PL		Add 1 FTE Account Clerk IV position and funding	A	1.00	-	18,366	1.00	-	36,732	-	-	-	-	-	-	-	-	-	-	-	-
BED150KA		Increase Ceiling for Kakaako Operations	W	-	-	15,000	-	-	15,000	-	-	-	-	-	-	-	-	-	-	-	-
BED150KL		Kalaeloa Request to Increase expenditure ceiling	W	-	-	5,000	-	-	5,000	-	-	-	-	-	-	-	-	-	-	-	-
BED143TE		Funding Request for HSBIR Phase II and III	A	-	-	2,000,000	-	-	2,000,000	-	-	1,000,000	-	-	1,000,000	-	-	1,000,000	-	-	1,000,000
BED143TE		Funding Request for MAP Grant	A	-	-	1,000,000	-	-	1,000,000	-	-	500,000	-	-	500,000	-	-	500,000	-	-	500,000
BED143TE		Funding Request for Excelerator Program	A	-	-	1,500,000	-	-	1,500,000	-	-	750,000	-	-	750,000	-	-	750,000	-	-	750,000
BED143TE		Funding Request for HONR Grant Program	A	-	-	1,000,000	-	-	1,000,000	-	-	500,000	-	-	500,000	-	-	500,000	-	-	500,000
BED160HA		Increase in Expenditure Ceiling for Payroll and Other Current Expenses	W	-	-	238,048	-	-	295,048	-	-	228,048	-	-	285,048	-	-	228,048	-	-	285,048
BED160HD		Increase Expenditure Ceiling for Payroll and Other Current Expenses	W	-	-	81,891	-	-	81,891	-	-	81,891	-	-	81,891	-	-	81,891	-	-	81,891
BED160HF		Increase Expenditure Ceiling for Payroll and Other Current Expenses	W	-	-	315,350	-	-	323,350	-	-	315,350	-	-	323,350	-	-	315,350	-	-	323,350
BED138GI		GEMS Bond Ceiling Increase	B	-	-	6,515,000	-	-	6,515,000	-	-	6,515,000	-	-	6,515,000	-	-	6,515,000	-	-	6,515,000
BED107BA		Add Fringe Benefits to Reach 60% Rate	B	-	-	150,000	-	-	150,000	-	-	150,000	-	-	150,000	-	-	150,000	-	-	150,000
BED138GI		Funding for Fringe Benefits	B	-	-	230,000	-	-	230,000	-	-	230,000	-	-	230,000	-	-	230,000	-	-	230,000
BED145VC		HSDC Associate Position	W	-	1	-	-	1	-	-	-	-	-	-	-	-	-	-	-	-	-

Department of Business, Economic Development and Tourism
Budget Decisions

Table 4

Prog ID	Sub-Org	Description of Request	MOF	Budget and Finance Recommendations						Governor's Decision								
				FY20		FY21		FY20		FY21		FY20		FY21				
BED138GI		Request for Special Fund Ceiling for Sub-Account	B	-	-	50,000,000	-	-	50,000,000	-	-	50,000,000	-	-	50,000,000	-	-	50,000,000
BED100SM		CB Adjustment	A						45,522			45,531			45,522			45,531
BED103DA		CB Adjustment	A						27,191			27,191			27,191			27,191
BED105CI		CB Adjustment	A						55,915			55,915			55,915			55,915
BED107BA		CB Adjustment	B						81,564			88,682			81,564			88,682
BED113TO		CB Adjustment	B						103,216			103,216			103,216			103,216
BED113XC		CB Adjustment	B						10,898			10,898			10,898			10,898
BED120SI		CB Adjustment	B						148,011			148,011			148,011			148,011
BED128OA		CB Adjustment	A						10,914			10,914			10,914			10,914
BED130GI		CB Adjustment	A						64,365			64,365			64,365			64,365
BED138GI		CB Adjustment	B						27,031			27,031			27,031			27,031
BED142AA		CB Adjustment	A						103,036			103,036			103,036			103,036
BED143TE		CB Adjustment	A						16,369			16,369			16,369			16,369
BED143TE		CB Adjustment	B						24,039			24,039			24,039			24,039
BED144PL		CB Adjustment	A						59,960			59,960			59,960			59,960
BED144PZ		CB Adjustment	A						3,974			3,974			3,974			3,974
BED145VC		CB Adjustment	W						10,118			10,118			10,118			10,118
BED146EL		CB Adjustment	B						86,169			94,437			86,169			94,437
BED150KA		CB Adjustment	W						5,712			5,712			5,712			5,712
BED150KL		CB Adjustment	W						8,448			8,448			8,448			8,448
BED150KA		CB Adjustment	A						66,876			66,876			66,876			66,876
BED160HA		CB Adjustment	W						128,377			128,377			128,377			128,377
BED160HD		CB Adjustment	W						46,267			46,267			46,267			46,267
BED160HF		CB Adjustment	W						41,393			41,393			41,393			41,393
BED100SM		Non-Recurring Item	A						(1,050,000)			(1,050,000)			(1,050,000)			(1,050,000)
BED105CI		Non-Recurring Item	A						(100,000)			(100,000)			(100,000)			(100,000)
BED105CI		Non-Recurring Item	P						(400,000)			(400,000)			(400,000)			(400,000)
BED120SI		Non-Recurring Item	A						(150,000)			(150,000)			(150,000)			(150,000)
BED130FA		Non-Recurring Item	A						(234,600)			(234,600)			(234,600)			(234,600)
BED143TE		Non-Recurring Item	A						(1,500,000)			(1,500,000)			(1,500,000)			(1,500,000)
BED143TE		Non-Recurring Item	R						(1,500,000)			(1,500,000)			(1,500,000)			(1,500,000)
BED146EL		Non-Recurring Item	A						(675,000)			(675,000)			(675,000)			(675,000)
BED150KA		Non-Recurring Item	A						(70,000)			(70,000)			(70,000)			(70,000)

Proposed Budget Reductions

Prog ID	Description of Reduction	Impact of Reduction	MOF	FY20			FY21			FY19
				Pos (P)	Pos (T)	\$\$\$\$	Pos (P)	Pos (T)	\$\$\$\$	Restriction (Y/N)
BED145VC	Transfer from OCE to Personal Services	Reduced amount available for funding of investments, but, necessary to cover payroll cost	W			(12,882)			(12,882)	N
BED160HA	Transfer Position due to Reorganization	Transfer due to reorganization does not impact overall	W	(1.00)	(3.00)	(592,645)	(1.00)	(3.00)	(592,645)	N
BED160HF	Transfer Position due to Reorganization	Transfer due to reorganization does not impact overall	W	(1.00)		(95,386)	(1.00)		(95,386)	N
BED120SI	Transfer Special Fund Ceiling to HGIA	Transfer ceiling from HSEO to HGIA	B			(13,300,000)			(13,300,000)	N
BED150KA	Conversion of Staff from MOF W to MOF A for Kakaako	Convert 2.00 FTE from Revolving to General Funding	W	(21.00)		(1,797,024)	(21.00)		(1,797,024)	N
BED150KL	Conversion of Staff from MOF W to MOF A for Kalaeloa	Convert 2.00 FTE from Revolving to General Funding	W		(2.00)	(271,952)		(2.00)	(271,952)	N
BED100SM	Non-Recurring Item		A			(1,050,000)			(1,050,000)	Y
BED105CI	Non-Recurring Item		A			(100,000)			(100,000)	Y
BED105CI	Non-Recurring Item		P			(400,000)			(400,000)	N
BED120SI	Non-Recurring Item		A			(150,000)			(150,000)	Y
BED13OFA	Non-Recurring Item		A			(234,600)			(234,600)	Y
BED143TE	Non-Recurring Item		A			(1,500,000)			(1,500,000)	Y
BED143TE	Non-Recurring Item		R			(1,500,000)			(1,500,000)	N
BED146EL	Non-Recurring Item		A			(675,000)			(675,000)	Y
BED150KA	Non-Recurring Item		A			(70,000)			(70,000)	Y

Department of Business, Economic Development and Tourism
Proposed Budget Additions

Table 6

Prog ID	Sub- Org	Addition Type	Prog ID Priority	Dept- Wide Priority	Description of Addition	Justification	MOF	FY20			FY21		
								Pos (P)	Pos (T)	\$\$\$	Pos (P)	Pos (T)	\$\$\$
BED150KA			1	1	Conversion of Staff from MOF W to MOF A	The fees and assessments that HCDA is able to charge developers and land owners in the district, by statute is structured to fund improvement projects its districts. Its programs were not designed to support staff salaries and are otherwise inadequate for this purpose.	A	21.00		1,716,024	21.00		1,716,024
BED150KL			2	1	Convert 2.00 FTE from Revolving to General Funding	The fees and assessments that HCDA charges developers and land owners in the district, by statute, are structured to fund improvement projects in its districts. Its programs were not designed to support staff salaries and are otherwise inadequate for this purpose.	A		2.00	178,116		2.00	178,116
BED144PL			1	2	Add one Accountant IV Position and Funds	OP does not have fiscal staff positions and relies on program staff to conduct its fiscal functions. The Accountant IV position is needed to provide efficiency, reduce errors and assure adherence to state and federal requirements in the administration of funds. OP administers over \$6 million in general, federal, revolving loan and CIP funds. Given the size and complexity of these fund accounts, a trained fiscal staff position, Accountant IV, exclusively allocated to fiscal duties is needed to manage and account for these funds. The work of the Accountant is presently done primarily by a Project Analyst with assistance from other Project Analysts and Planners. The Project Analyst prior to the loss of the OP Accountant had a full workload with grant management of annual Federal Coastal Zone Management grants. The additional workload and tight deadlines have placed a heavy and undue burden on this position. Policy Analysts and Planners from the individual programs assist with some duties. However, this has meant that they have less time to work on important planning and policy initiatives assigned by the Governor and Legislature such as affordable housing, climate adaptation, important agricultural lands and transit-oriented development. This increases the difficulty in carrying out the mission and function of OP. Furthermore, the Policy Analysts and Planners are not trained in accounting or fiscal procedures which makes it less efficient for them to conduct these fiscal tasks.	A	1.00	-	29,808	1.00	-	59,616

Department of Business, Economic Development and Tourism
Proposed Budget Additions

Table 6

Prog ID	Sub- Org	Addition Type	Prog ID Priority	Dept- Wide Priority	Description of Addition	Justification	MOF	Pos (P)	Pos (T)	\$\$\$	Pos (P)	Pos (T)	\$\$\$
BED144PL			2	3	GIS Program Enhancement	<p>This is the first time that the Office of Planning has requested funding specifically for the GIS Program, as it has grown to the point that the GIS Program has additional responsibilities, and the existing general operating budget for OP cannot absorb the growth that has taken place over the past 5-6 years. The Statewide GIS has grown since the first ETS-funded Enterprise Agreement (EA) and subscription to ArcGIS Online (AGOL) in 2013. There are now over 500 users of the various mapping systems with continued growth anticipated for the near future. State agencies are already leveraging the EA and AGOL to more easily collect/store/share data, provide transparency around their operations, and develop internal and public-facing applications. However, managing that growth and supporting users has been challenging with only three employees in the Statewide GIS Program.</p> <p>This budget request will enable the GIS Program to improve its governance of the state's geoplatform, improve coordination and collaboration among agencies, integrate additional data, enhance data delivery, and assure consistent data quality. The geoplatform is used extensively by hundreds of State agency users across most State departments. Agencies are producing citizen-facing maps and applications in innovative ways to promote a more effective and efficient government (e.g., DOH's Vaccine Locator, Department of Business, Economic Development, and Tourism's SMA Locator, Energy Office's EnerGIS, DOT's Highways Project Status, etc.). In addition, many county and federal government partners, private industry, and the public rely heavily on State GIS data and the derived maps products from this system to conduct their businesses.</p>	A	-	-	200,000	-	-	100,000
BED144PL			3	4	Funding for TOD Program Manager	<p>This request is to add Full Year Funding to the TOD Program Manager position. Act 53 SLH 2018, General Appropriations Act of 2018 established a new TOD Program Manager position (#99004B) with partial year funding of \$69,540. This request will add \$22,560 to bring the manager's salary to \$92,100, entry level for the EM05 level. The position will carry out Act 130 SLH 2016 which designates OP as the lead agency for TOD planning in the State and establishes the Hawaii Interagency Council for Transit-Oriented Development. The position will manage the program to coordinate and facilitate state agency TOD planning and facilitate consultation and collaboration between the State and counties on TOD initiatives with emphasis on mixed use and affordable and rental housing projects. The State is the largest landowner within a 1/2 mile radius of proposed rail stations. Integrated and coordinated planning is needed for these State-owned parcels. Also other counties are examining the use of TOD and state agencies holding land on the Neighbor Islands will require coordination and assistance.</p>	A	-	-	22,560	-	-	22,560

Department of Business, Economic Development and Tourism
Proposed Budget Additions

Table 6

Prog ID	Sub-Org	Addition Type	Prog ID Priority	Dept-Wide Priority	Description of Addition	Justification	MOF	Pos (P)	Pos (T)	\$\$\$	Pos (P)	Pos (T)	\$\$\$
BED128OA			1	5	Funding Request for Challenger Center	<p>The Challenger Center provides unique opportunity for middle school students to participate in hands-on space-themed mission scenarios to strengthen their knowledge they gained in the classroom in science, technology, engineering, and mathematics (STEM). By inspiring these students, we are hoping that they will pursue a career in these fields and to apply what they've learned in their everyday lives. The Center has been operating on a shoe-string budget, unable to appropriately upgrade and maintain its systems to provide students with experience in keeping up with global trends and NASA priorities in space mission and exploration. Additionally, keeping the Challenger staff properly trained by the national Challenger Center and bringing back the knowledge to pass onto the educators who are bringing their class into the Center is important for overall success of missions. For these reasons, the Challenger Center is requesting additional recurring annual appropriation of \$61,000:</p> <p>\$6,000 Catch up payroll for existing staff \$11,000 for 4 teacher salaries for the annual summer PD workshops for teachers \$14,000 annual Challenger Center for Space Science Education license fees \$24,000 for website upgrades and maintenance, simulator hardware, software upgrades & maintenance \$6,000 for 2 teachers to attend the annual Challenger Center for Space Science Education conference (registration fee, airfare, baggage, transportation, per diem & hotel)</p>	A	-	-	61,000	-	-	61,000
BED100SM			1	6	Funding for International student Attraction	<p>Overseas study, especially from the IndoPacific region is strong and growing, and is making a significant contribution to Hawaii's economy. In the 2016/17 school year, this industry had a \$484 million total impact to Hawaii's economy, generating \$32 million in state taxes and supporting 5,093 jobs. While the rest of the Pacific area is experiencing strong growth in attracting overseas students, Hawaii is lagging. In a recent Department of Business, Economic Development, and Tourism study, in 2016, thirty-one institutions reported nearly 12,200 foreign students in Hawaii, and in 2017, twenty-seven institutions accounted for 10,800 students. The overall market is dominated by Chinese students who want to study in the US, and this market—along with Japan, Korea. These markets will be the focus of promotional, marketing & recruitment strategy. Hawaii's number one market is Japan students, although it has declined by over 25% in the past year. Recruitment, marketing and promotion would be conducted with the Study Hawaii Consortium, a non-profit organization of 30 Hawaii public and private schools (high schools and colleges), that are dedicated to increase its enrollment of international students. Budget as follows:</p> <p>Development, printing and translation of collateral material in English, Korean, Chinese (simplified and traditional) and Japanese: \$50,000 3900 Printing = \$20,000 7101 Design and Write-Up = \$ 30,000 7242 Update and production of web-site into English, Chinese (Madarin and Cantonese), Japanese, Korean: \$50,000</p>	A	-	-	100,000	-	-	100,000
BED144PL			4	7	Computers_Plotter_Travel	<p>Under the Hawai'i State Planning Act, Sec. 226-53, HRS, OP has a lead role in administering the Hawai'i State Plan. This request will strengthen OP's capacity to implement the Hawai'i State Plan. This request is also consistent with Sec. 226-27 (a) (1) to work toward the achievement of efficient, effective and responsive government services at all levels in the State.</p>	A	-	-	21,200	-	-	13,700

Department of Business, Economic Development and Tourism
Proposed Budget Additions

Table 6

Prog ID	Sub-Org	Addition Type	Prog ID Priority	Dept-Wide Priority	Description of Addition	Justification	MOF	Pos (P)	Pos (T)	\$\$\$	Pos (P)	Pos (T)	\$\$\$
BED105CI			1	8	Request Reinstatement of Creative Lab Funding	Intent of Department of Business, Economic Development, and Tourism and Legislature was to implement the neighbor island Creative Lab Immersives to reach further into communities and support creative entrepreneurs statewide. With the end of the prior EDA Grant (\$400,000 matching funds) and the proposed non-recurring \$100,000, we will have to cut the Neighbor Island Programs almost entirely. We will also be faced with elimination of the plan to launch our programs at the HTDC Entrepreneurs Sandbox, where CLH will open it's collaboration space in 2019. CLH has consistently delivered results. Our mentorship programs run a full year (12 mos) inclusive of the week long Immersive program and the pitching of the original content in Los Angeles, Hollywood and other West Coast creative hubs. The successes with the Media and Music programs warrant a two year commitment to the full program, so CID can allow time to implement a self-sustaining model and bridge the cap between the next EDA grant award for Creative Entrepreneurial Ecosystem Grant Award.	A	-	-	100,000	-	-	100,000
BED142AA			1	9	Small Business Regulatory Review Board Funding	The SBRRB needs additional funding to cover the new neighbor island committee members travel expenses, maintain its website, and work to get more involvement from the small business community.	A	-	-	10,000	-	-	10,000
BED144PZ			5	10	Adjust Federal Grant Ceiling	Per Finance Memorandum No. 12-12, all federal funds are required to be identified to more accurately relate federal grant award amounts to federal fund ceiling and reflect anticipated changes to federal grant award levels.	N			73,963			73,963
BED143TE			1	11	Funding Request for HSBIR Phase II and III	Hawaii small businesses have been nationally competitive in securing SBIR phase II and III grants due in large part to the existing Hawaii SBIR matching grant program. SBIR companies in Hawaii support high wage jobs where nearly 50% staff earn more than \$100,000 annually. The existing Hawaii SBIR program has a successful track record attracting over 20 federal dollars for each state dollar. For every dollar the state provides for the matching grant program, \$8 in state taxes are generated. The Hawaii SBIR matching grant program is critical for the development of Hawaii's high tech industry. Without the grant, businesses are falling short of the goal of getting their product to market due to lack of follow-on funding. The grant funding helps to: 1) fully develop a commercial product 2) secure additional investment from joint venture, angel and venture funding, and 3) manufacture and sell their products.	A	-	-	1,000,000	-	-	1,000,000
BED143TE			2	12	Funding Request for MAP Grant	The Manufacturing Assistance program was signed into law in June 2015. The goal of the program is to reduce the need to import consumer products and make Hawaii companies more competitive in the global market by increasing manufacturing in Hawaii. Manufacturers in Hawaii are challenged to compete because of the high cost of electricity and shipping. The grant program provides funding for businesses to expand by helping with the cost of purchasing equipment, becoming energy efficient, training employees on the use of the equipment, and conducting feasibility studies for new facilities. The support helps Hawaii manufacturers become more efficient and competitive, allowing them to scale its operations for local and/or international production. Since its inception in FY16, the MAP grant has supported 105 projects & 946 jobs. Companies have invested over \$53 million into their improvements to the State's \$4 million in MAP grant match.	A	-	-	500,000	-	-	500,000

Department of Business, Economic Development and Tourism
Proposed Budget Additions

Table 6

Prog ID	Sub-Org	Addition Type	Prog ID Priority	Dept-Wide Priority	Description of Addition	Justification	MOF	Pos (P)	Pos (T)	\$\$\$	Pos (P)	Pos (T)	\$\$\$
BED143TE			3	13	Funding Request for Exceleator Program	<p>The FY19 funding is to continue supporting the growing number of Hawaii's startup accelerators. Many accelerators in Hawaii are still in their early formation and need financial support to provide the necessary training to equip young entrepreneurs for success. Hawaii's accelerator programs have received national recognition for their programs and achievements. These accelerators support early-stage, growth-driven companies in Hawaii through education and mentorship. The accelerator experience for these startup companies is a process of intense, rapid, and immersive education aimed at accelerating the life cycle of young innovative companies, thereby potentially improving startups' outcomes.</p> <p>This request is to continue funding for FY20 and beyond. There are new accelerators being created that will help more Hawaii early-stage companies achieve success and will help achieve the 80/80 Initiative to create 80,000 new tech and innovation jobs by 2030. The continued funding is necessary to support the existing and new accelerators.</p>	A	-	-	750,000	-	-	750,000
BED143TE			4	14	Funding Request for HONR Grant Program	<p>This grant supports Hawaii's energy companies that are developing new technologies that support the Office of Naval Research initiatives and moves Hawaii closer to energy self-sufficiency. The grant funds research & technology development that help get the product to the marketplace faster. This grant was funded in FY17. Three companies were funded as a pilot project.</p>	A	-	-	500,000	-	-	-
BED160HA			1	15	Increase in Expenditure Ceiling for Payroll and Other Current Expenses	<p>Staff salaries have been adjusted to attract and retain qualified staff at the highest level to make optimum use of available resources to work towards solving the current housing crisis. An increase in ceiling for payroll is now needed in order to fill current vacancies at comparable market rates.</p> <p>Training expenses increase adjustment requested to ensure staff, board members, and Dept. of Attorney General (AG) staff assigned to advise HHFDC have the knowledge to work towards solving the current housing crisis. Due to constant changes both locally and nationally relating to housing programs and initiatives, it is critical that staff, board members, and AG be provided with the opportunities and resources to effectively manage and administer programs.</p> <p>HHFDC occupies office space subject to a long term lease with the Hawaii Rental Housing System Revenue Bond Fund. Such lease contractually obligates HHFDC to pay a 3% rent increase effective August of each year. Also, each year there has been a common area maintenance adjustment of \$31,000.</p> <p>This budget request also includes previously unbudgeted expenses for courier services, Dept. of Budget & Finance charges for U-funded accountant, Docuware maintenance, and time and attendance to reflect expected costs for program administration as we address the increasing need for affordable housing.</p>	W	-	-	228,048	-	-	285,048

Department of Business, Economic Development and Tourism
Proposed Budget Additions

Table 6

Prog ID	Sub- Org	Addition Type	Prog ID Priority	Dept- Wide Priority	Description of Addition	Justification	MOF	Pos (P)	Pos (T)	\$\$\$	Pos (P)	Pos (T)	\$\$\$
BED160HD			2	16	Increase Expenditure Ceiling for Payroll and Other Current Expenses	<p>Staff salaries have been adjusted to attract and retain qualified staff at the highest level to make optimum use of available resources to work towards solving the current housing crisis. An increase in ceiling for payroll is now needed in order to fill current vacancies at comparable market rates.</p> <p>Training expenses have been adjusted to ensure staff have the knowledge to work towards solving the current housing crisis. Due to constant changes both locally and nationally relating to housing programs and initiatives, it is critical that staff be provided with the opportunities and resources to effectively manage and administer programs. The National Council of State Housing Agencies annual conference provides valuable information that can assist in increasing housing opportunities through the financing, development, and preservation of affordable housing. The Urban Land Institute meetings brings together more than 6,000 leaders from every sector of the real estate industry. The multi-track structure of the conferences makes it impossible for one person to attend all pertinent sessions. HHFDC has a 5-year production plan (FY2018-2022) in place to assist in the finance and development of approximately 6,849 workforce/affordable units (HHFDC Annual Report 2017). This budget increase requested for attorney general fees better aligns the budget with anticipated costs to run the housing programs as we address the increasing need for affordable housing.</p> <p>This budget request also includes service fees for a debt collection agency to reduce the long-outstanding receivables owed to HHFDC. Fees to be calculated based on amounts actually collected.</p>	W	-	-	81,891	-	-	81,891
BED160HF			3	17	Increase Expenditure Ceiling for Payroll and Other Current Expenses	<p>Staff salaries have been adjusted to attract and retain qualified staff at the highest level to make optimum use of available resources to work towards solving the current housing crisis. An increase in ceiling for payroll is now needed in order to fill current vacancies at comparable market rates.</p> <p>Training expenses have been adjusted to ensure staff have the knowledge to work towards solving the current housing crisis. Due to constant changes both locally and nationally relating to housing programs and initiatives, it is critical that staff be provided with the opportunities and resources to effectively manage and administer programs. The National Council of State Housing Agencies annual conference provides valuable information that can assist in increasing housing opportunities through the financing, development, and preservation of affordable housing. The Urban Land Institute meetings brings together more than 6,000 leaders from every sector of the real estate industry. The multi-track structure of the conferences makes it impossible for one person to attend all pertinent sessions. HHFDC has a 5-year production plan (FY2018-2022) in place to assist in the finance and development of approximately 6,849 workforce/affordable units (HHFDC Annual Report 2017). This budget increase requested for consultant fees for compliance monitoring and attorney general fees better aligns the budget with anticipated costs to run the finance programs as we address the increasing need for affordable housing.</p>	W	-	-	315,350	-	-	323,350
BED138GI			3	18	GEMS Bond Ceiling Increase	Pursuant to the Indenture of Trust between Department of Business, Economic Development, and Tourism and U.S. National Bank Association, Section 6.9, Annual Budget, an appropriation amount equal to one and one-half times the estimated principal and interest payments scheduled is needed to comply with the terms of the agreement.	B	-	-	6,515,000	-	-	6,515,000

Department of Business, Economic Development and Tourism
Proposed Budget Additions

Table 6

Prog ID	Sub-Org	Addition Type	Prog ID Priority	Dept-Wide Priority	Description of Addition	Justification	MOF	Pos (P)	Pos (T)	\$\$\$	Pos (P)	Pos (T)	\$\$\$
BED107BA			1	19	Add Fringe Benefits to Reach 60% Rate	Add fringe benefit expense to meet target 60%	B	-	-	150,000	-	-	150,000
BED138GI			4	20	Funding for Fringe Benefits	Based on scheduled salary increases, coupled with the calculation of Fringe Benefits at 60% aggregate salary, the Fringe Benefit allotment needs to be increased to meet State budgeting guidelines.	B	-	-	230,000	-	-	230,000
BED145VC			1	21	Transfer from OCE to Personal Services	Recent increases in the fringe benefit rate to 60% necessitates an increase funding for Personal Services that will be offset by a reduction in Other Current Expenses.	W			12,882			12,882
BED160HD			5	22	Transfer Position due to Reorganization	In conjunction with the Hawaii Housing Finance and Development Corporation reorganization to align its resources with program goals, net 5 positions have been transferred from BED160HA Housing Administration to BED160HD Housing Development.	W	2.00	3.00	688,031	2.00	3.00	688,031
BED138GI			1	24	Transfer Special Fund Ceiling from HSEO	The estimated principal and interest payments for FY2020 aggregates \$13,209,465.67. HGIA recently assumed oversight of the bond repayments from the State Energy Office, therefore, this request is to transfer the appropriation ceiling of \$19,815,000 from BED 120 (SEO) to BED 138 (HGIA).	B	-	-	13,300,000	-	-	13,300,000
BED138GI			2	25	Request for Special Fund Ceiling for Sub-Account	Pursuant to the Indenture of Trust between Department of Business, Economic Development, and Tourism and U.S. National Bank Association, Section 6.9, Annual Budget, an appropriation amount equal to one and one-half times the estimated principal and interest payments scheduled is needed to comply with the terms of the agreement.	B	-	-	50,000,000	-	-	50,000,000
BED100SM					CB Adjustment		A			45,522			45,531
BED103DA					CB Adjustment		A			27,191			27,191
BED105CI					CB Adjustment		A			55,915			55,915
BED107BA					CB Adjustment		B			81,564			88,682
BED113TO					CB Adjustment		B			103,216			103,216
BED113XC					CB Adjustment		B			10,898			10,898
BED120SI					CB Adjustment		B			148,011			148,011
BED128OA					CB Adjustment		A			10,914			10,914
BED130GI					CB Adjustment		A			64,365			64,365
BED138GI					CB Adjustment		B			27,031			27,031
BED142AA					CB Adjustment		A			103,036			103,036
BED143TE					CB Adjustment		A			16,369			16,369
BED143TE					CB Adjustment		B			24,039			24,039
BED144PL					CB Adjustment		A			59,960			59,960
BED144PZ					CB Adjustment		A			3,974			3,974
BED145VC					CB Adjustment		W			10,118			10,118
BED146EL					CB Adjustment		B			86,169			94,437
BED150KA					CB Adjustment		W			5,712			5,712
BED150KL					CB Adjustment		W			8,448			8,448
BED150KA					CB Adjustment		A			66,876			66,876
BED160HA					CB Adjustment		W			128,377			128,377
BED160HD					CB Adjustment		W			46,267			46,267
BED160HF					CB Adjustment		W			41,393			41,393

Department of Business, Economic Development and Tourism
 FB 2017 - 2019 Restrictions

Table 7

<u>Fiscal Year</u>	<u>Prog ID</u>	<u>Sub-Org</u>	<u>MOF</u>	<u>Budgeted by Dept</u>	<u>Restriction</u>	<u>Difference Between Budgeted & Restricted</u>	<u>Percent Difference</u>	<u>Impact</u>
2019	BED100		A	2,525,466	94,500	2,430,966	3.74%	Reduced amount available for various program initiatives
2019	BED103		A	654,916	10,000	644,916	1.53%	Any restriction on LUC funds put the program at risk of not being able to process permits and hold hearings. As the LUC does not control its workload and petitions must be heard in a limited timeframe pursuant to Chapter 205, the LUC does not have the ability to defer activities or hearings. Not processing permits has the impact of delaying the construction of housing and causing further housing availability issues.
2019	BED105		A	1,527,374	50,000	1,477,374	3.27%	Leveraged existing funds with private and public sector partnerships. Reduced two planned programs for Business of the Arts.
2019	BED120		A	150,000	7,500	142,500	5.00%	The scope of the geothermal feasibility study will be scaled to the unrestricted amount.
2019	BED128		A	1,141,759	50,000	1,091,759	4.38%	Office of Aerospace is already on a tight budget so any restriction hinders its ability to attend important industry conferences and keep updated with aerospace and aviation subscriptions and reports.
2019	BED130		A	1,486,552	20,000	1,466,552	1.35%	The restriction will reduce the scope of services for research projects and thus reduce the comprehensiveness of the research findings.
2019	BED142		A	2,223,222	120,875	2,102,347	5.44%	Deferred hiring immediately to cover shortfall in personal services budget
2019	BED143		A	2,585,439	75,000	2,510,439	2.90%	HTDC will not be able to fully payout the awarded Exelerator grants.
2019	BED146		A	675,000	25,000	650,000	3.70%	Awaiting response from GIA recipient on impact of restriction
2019	BED150		A	70,000	3,500	66,500	5.00%	No impact
2019	BED144			1,647,349	57,500	1,589,849	3.49%	Reduced the amount expended on various initiatives
				14,687,077	513,875	14,173,202		

Department of Business, Economic Development and Tourism
 Emergency Appropriation Requests

Table 8

<u>Prog ID</u>	<u>Description of Request</u>	<u>Explanation of Request</u>	<u>MOF</u>	<u>Pos (P)</u>	<u>Pos (T)</u>	<u>\$\$\$</u>
None						

Department of Business, Economic Development and Tourism
 Expenditures Exceeding Appropriation Ceilings in FY18 and FY19

Table 9

<u>Prog ID</u>	<u>MOF</u>	<u>Date</u>	<u>Appropriation</u>	<u>Amount Exceeding Appropriation</u>	<u>Percent Exceeded</u>	<u>Reason for Exceeding Ceiling</u>	<u>Legal Authority</u>	<u>Recurring (Y/N)</u>	<u>GF Impact (Y/N)</u>
None									

Department of Business, Economic Development and Tourism
 Intradepartmental Transfers in FY18 and FY19

Table 10

<u>Actual or Anticipated Date of Transfer</u>	<u>MOF</u>	<u>Pos (P)</u>	<u>Pos (T)</u>	<u>\$\$\$</u>	<u>From Prog ID</u>	<u>Percent of Program ID Appropriation Transferred From</u>	<u>To Prog ID</u>	<u>Percent of Receiving Program ID Appropriation</u>	<u>Reason for Transfer</u>	<u>Recurring (Y/N)</u>
None										

Department of Business, Economic Development and Tourism
Vacancy Report as of November 30, 2018

Table 11

Prog ID	Sub-Org	Date of Vacancy	Expected Fill Date	Position Number	Position Title	Exempt (Y/N)	SR Level	BU Code	Perm Temp (P/T)	FTE	MOF	Budgeted Amount	Actual Salary Last Paid	Authority to Hire (Y/N)	Occupied by 89 Day Hire (Y/N)	# of 89 Hire Appts	Describe if Filled by other Means	Priority # to Retain
BED142AA	N/A	N/A	03/01/19	00120974	Management Analyst IV	N	SR22	73	P	1.00	A	\$ 50,772.00	N/A	N	N	1	89 day hire	1
BED142AA	N/A	7/21/18	03/01/19	00042670	Program Budget Analyst IV	N	SR22	13	P	1.00	A	\$ 72,324.00	\$73,776.00	N	Y	1	89 day hire . Active recruitment	2
BED142AA	N/A	N/A	03/01/19	00122423	Office Assistant III	N	SR08	03	P	1.00	A	\$ 28,728.00	N/A	N	Y	2	Position Planned to be filled	3
BED142AA	N/A	7/14/18	03/01/19	00026504	Account Clerk III	N	SR11	03	P	1.00	A	\$ 45,096.00	\$32,256.00	N	N		Position Planned to be filled	4
BED100SM	N/A	N/A	02/01/19	99003B	Defense Industry Specialist	N	SR26	13	T	1.00	A	\$ 80,000.00	N/A	N	N		Submitted Request to Fill to Governor and waiting for approval	5
BED105CI	N/A	11/1/2014	03/30/19	00044000	Economic Development Spclt V	N	SR24	13	P	1.00	A	\$ 57,168.00	\$62,424.00	N	Y	7	Finalized redesigning position. Begin recruitment Q3 FY19	6
BED105CI	N/A	3/1/2018	02/28/19	00120760	Economic Development Spclt VI	N	SR26	13	P	1.00	A	\$ 87,996.00	\$89,760.00	Y	Y	3	Currently in active recruitment.	7
BED130FA	N/A	6/21/2018	02/01/19	00011299	Economist VI	N	SR26	13	P	1.00	A	\$ 72,324.00	\$73,776.00	Y	Y	1	Currently in active recruitment	8
BED130FA	N/A	10/1/18	02/01/19	00026942	Research Statistician V	N	SR24	13	P	1.00	A	\$ 84,612.00	\$88,248.00	Y	N		Currently in active recruitment	9
BED130FA	N/A	4/15/18	01/07/19	00118822	Economist V	N	SR24	13	P	1.00	A	\$ 66,864.00	\$68,196.00	N	N		89 day hire to start on 1/7/2019	10
BED107BA	N/A	11/1/18	12/03/18	00022199	Secretary III	N	SR16	63	P	1.00	B	\$ 59,352.00	\$62,832.00	Y	N		Position filled and started on 12/3/18	11
BED107BA	N/A	1/2/2014	03/01/19	00022200	Ftz Representative	N	SR26	13	P	1.00	B	\$ 61,824.00	\$59,736.00	Y	N		Currently in active recruitment	12
BED107BA	N/A	2/1/2015	03/31/19	00031385	Ftz Warehouse Worker	N	BC06	01	P	1.00	B	\$ 45,036.00	\$40,788.00	N	N		Position Planned to be filled	13
BED107BA	N/A	3/16/18	03/31/19	00027656	Office Assistant IV	N	SR10	03	P	1.00	B	\$ 29,340.00	\$30,372.00	N	N		Position Planned to be filled	14
BED107BA	N/A	1/27/2016	03/01/19	00024766	Economic Development Spclt V	N	SR24	13	P	1.00	B	\$ 57,168.00	\$64,608.00	Y	N		Currently in active recruitment	15
BED107BA	N/A	11/1/18	06/30/19	00022201	Ftz Warehouse Worker	N	BC06	01	P	1.00	B	\$ 45,036.00	\$46,476.00	N	N		Position Planned to be filled	16
BED144PL	N/A	6/1/2018	01/02/19	00101867	Director, Office Of Planning	Y	SRNA	93	P	1.00	A	\$ 125,330.00	\$127,836.00	Y	N		Governor Appointment	17
BED144PL	N/A	7/1/18	03/01/19	00100927	TOD Council Coor	Y	SRNA	13	T	1.00	A	\$ 79,176.00	\$79,176.00	Y	N		Currently in active recruitment	18
BED144PZ	N/A	11/1/2018	02/28/19	00102702	CZM Project Analyst	Y	SRNA	13	T	1.00	N	\$ 64,286.00	\$67,044.00	N	N		Requesting Gov approval to hire	19
BED144PZ	N/A	4/28/17	04/01/19	00102931	CZM Project Analyst	Y	SRNA	13	T	1.00	N	\$ 52,447.00	\$51,397.00	N	N		Position Planned to be filled	20

Department of Business, Economic Development and Tourism
Vacancy Report as of November 30, 2018

Table 11

Prog ID	Sub-Org	Date of Vacancy	Expected Fill Date	Position Number	Position Title	Exempt (Y/N)	SR Level	BU Code	Perm Temp (P/T)	FTE	MOF	Budgeted Amount	Actual Salary Last Paid	Authority to Hire (Y/N)	Occupied by 89 Day Hire (Y/N)	# of 89 Hire Appts	Describe if Filled by other Means	Priority # to Retain
BED144PL	N/A	1/1/2014	04/01/19	00026624	Planner V	N	SR24	13	T	1.00	N	\$ 57,168.00	\$53,364.00	Y	N		Currently in active recruitment	21
BED144PL	N/A	N/A	12/30/19	99004B	TRANSIT-ORIENTED DEV PGM MGR	Y	SRNA	13	P	1.00	A	\$ 69,540.00	N/A	N	N		FY20 Budget Request to increase salary level	22
BED143TE	N/A	6/30/17	03/01/19	00101816	HTDC Accountant	Y	SRNA	13	T	1.00	A	\$ 28,467.00	\$28,464.00	Y	N		Currently in active recruitment	23
BED143TE	N/A	6/30/17	03/01/19	00101816	HTDC Accountant	Y	SRNA	13	T	1.00	B	\$ 28,467.00	\$28,464.00	Y	N		Currently in active recruitment	23
BED143TE	N/A	4/21/18	03/01/19	00102716	Innovation Program Manager	Y	SRNA	13	T	1.00	A	\$ 20,086.00	\$22,500.00	N	N		Position Planned to be filled	24
BED143TE	N/A	4/21/18	03/01/19	00102716	Innovation Program Manager	Y	SRNA	13	T	1.00	B	\$ 60,259.00	\$67,500.00	N	N		Position Planned to be filled	24
BED143TE	N/A	8/13/2011	03/01/19	00102460	HTDC Industry Info Spclt	Y	SRNA	13	T	1.00	B	\$ 95,000.00	\$83,412.00	Y	N		Currently in active recruitment	25
BED143TE	N/A	1/20/2018	03/01/19	00102275	Special Projects Coordinator	Y	SRNA	13	T	1.00	B	\$ 65,000.00	\$68,004.00	Y	N		Currently in active recruitment	26
BED120SI	N/A	7/31/17	01/02/19	00012697	Energy Conservation Prgm Mgr	N	EM05	35	P	1.00	N	\$ 117,537.00	\$119,892.00	Y	N		Currently in active recruitment; filled by temporary assignment.	27
BED120SI	N/A	8/1/17	03/01/19	00119361	Energy Analyst	Y	SRNA	13	T	1.00	B	\$ 80,345.00	\$81,948.00	N	N		Position planned on being filled.	28
BED120SI	N/A	1/2/2018	03/01/19	00101031	Energy Analyst	Y	SRNA	13	T	1.00	B	\$ 84,612.00	\$83,004.00	N	N		Position planned on being filled.	29
BED120SI	N/A	9/1/17	03/01/19	00101028	Energy Analyst	Y	SRNA	13	T	1.00	B	\$ 72,409.00	\$73,860.00	N	N		Position planned on being filled.	30
BED120SI	N/A	7/2/17	03/01/19	00119412	Energy Analyst	Y	SRNA	13	T	1.00	B	\$ 91,076.00	\$103,512.00	Y	N		Position planned on being filled.	31
BED120SI	N/A	7/1/2018	03/01/19	00119363	Energy Program Manager	Y	SRNA	13	T	1.00	B	\$ 123,206.00	\$125,664.00	N	N		Position planned on being filled.	32
BED146EL	N/A	6/30/2014	06/30/19	00102305	NELHA Veh Const Equip Mech	Y	SRNA	01	T	1.00	B	\$ 40,334.00	\$37,260.00	N	N		Position planned on being filled by 6/30/19	33
BED146EL	N/A	12/31/2013	06/30/19	00102316	NELHA Groundskeeper II	Y	SRNA	01	T	1.00	B	\$ 39,247.00	\$36,252.00	N	N		Position planned on being filled by 6/30/19	34
BED146EL	N/A	1/2/2018	12/10/18	00102318	NELHA Business Manager	Y	SRNA	13	T	1.00	B	\$ 78,234.00	\$79,788.00	Y	N		New incumbent begins on 12/10/18	35
BED146EL	N/A	6/30/2007	06/30/19	00102526	NELHA Microbiologist III	Y	SRNA	13	T	1.00	B	\$ 51,952.00	\$47,448.00	N	N		Position planned on being filled by 6/30/19	36

Department of Business, Economic Development and Tourism
Vacancy Report as of November 30, 2018

Table 11

Prog ID	Sub-Org	Date of Vacancy	Expected Fill Date	Position Number	Position Title	Exempt (Y/N)	SR Level	BU Code	Perm Temp (P/T)	FTE	MOF	Budgeted Amount	Actual Salary Last Paid	Authority to Hire (Y/N)	Occupied by 89 Day Hire (Y/N)	# of 89 Hire Appts	Describe if Filled by other Means	Priority # to Retain
BED146EL	N/A	6/30/2007	06/30/19	00102694	NELHA Chemist III	Y	SRNA	13	T	1.00	B	\$ 46,404.00	\$44,066.16	N	N		Position planned on being filled by 6/30/19	37
BED146EL	N/A	N/A	06/30/19	98007	NELHA ENERGY SPECIALIST	Y	SRNA	13	T	1.00	B	\$ 60,027.00	N/A	N	N		Position planned on being filled by 6/30/19	38
BED150KA	N/A	3/24/2018	02/01/19	00102079	HCDA Secretary	Y	SRNA	03	T	1.00	B	\$ 42,612.00	\$41,412.00	Y	N		Currently in active recruitment	39
BED150KA	N/A	5/16/2018	12/05/18	00117843	HCDA Asset Mgmt Spclt	Y	SRNA	13	T	1.00	B	\$ 58,092.00	\$56,820.00	Y	N		Job offered and new hire will start 12/5/18.	40
BED138GI	N/A	6/16/18	12/17/18	00121520	HGIA ADMIN SRVCS COORDINATOR	Y	SRNA	13	T	1.00	B	\$ 82,804.00	\$65,004.00	Y	N		Position Filled 12/17/2018	41
BED160HD	N/A	02/01/18	03/31/18	100443	Executive Assistant	Y	SRNA	00	T	1.00	W	\$ 96,317.00	\$ 100,968.00	Y	N		Position planned to be filled.	42
BED160HD	N/A	10/01/18	01/16/19	100891	Housing Development Specialist III	Y	SRNA	13	T	1.00	W	\$ 102,937.00	\$ 107,364.00	Y	N		Incumbent starts on 01/16/2019 and position being re-described to Development Section Chief.	43
BED160HD	N/A	09/05/18	12/31/18	100894	Housing Sales Coordinator III	Y	SRNA	23	T	1.00	W	\$ 78,234.00	\$ 91,776.00	Y	N		Position currently being requested to fill.	44
BED160HF	N/A	09/01/16	12/17/18	118415	Housing Finance Specialist I	Y	SRNA	13	T	1.00	W	\$ 58,435.00	\$ 59,736.00	Y	N		Incumbent starts on 12/17/2018.	45
BED160HF	N/A	02/10/18	12/31/18	100893	Housing Finance Specialist I	Y	SRNA	13	T	1.00	W	\$ 65,739.00	\$ 53,880.00	Y	N		Position currently in active recruitment.	46
BED160HA	N/A	09/17/01	03/01/19	40990	Engineer VI	N	EM01	35	P	1.00	W	\$ 72,624.00	\$ 47,448.00	Y	N		Position currently actively being recruited for.	47
BED160HF	N/A	06/20/07	03/01/19	105731	Mortgage & Rental Finance Section Chief	Y	SRNA	23	T	1.00	W	\$ 79,765.00	\$ 64,936.00	N	N		Position planned to be filled.	48
BED160HF	N/A	03/20/07	03/01/19	92004B	Program Specialist & Tenant Services	Y	SRNA	13	T	1.00	W	\$ 71,072.00	\$ 55,500.00	N	N		Position planned to be filled.	49
BED160HD	N/A	07/23/16	03/01/19	100385	Housing Development Specialist I	Y	SRNA	13	T	1.00	W	\$ 60,786.00	\$ 59,736.00	N	N		Position planned to be re-described to Housing Planner IV and filled.	50
BED160HD	N/A	02/16/07	12/03/18	122867	Secretary II	N	SR16	63	P	1.00	W	\$ 37,056.00	\$ 32,424.00	Y	N		Incumbent starts on 12/03/2018.	51

Department of Business, Economic Development and Tourism
Vacancy Report as of November 30, 2018

Table 11

Prog ID	Sub-Org	Date of Vacancy	Expected Fill Date	Position Number	Position Title	Exempt (Y/N)	SR Level	BU Code	Perm Temp (P/T)	FTE	MOF	Budgeted Amount	Actual Salary Last Paid	Authority to Hire (Y/N)	Occupied by 89 Day Hire (Y/N)	# of 89 Hire Appts	Describe if Filled by other Means	Priority # to Retain
BED160HA	N/A	03/10/18	01/02/19	26728	Account Clerk III	N	SR11	3	P	1.00	W	\$ 30,468.00	\$ 31,080.00	Y	N		Position currently in active recruitment.	52
BED160HF	N/A	12/31/13	03/01/19	25650	Housing Loan Services Officer	N	SR24	23	P	1.00	W	\$ 57,168.00	\$ 78,996.00	N	N		Position planned to be filled.	53
BED160HD	N/A	02/18/09	03/01/19	27586	Office Assistant IV	N	SR10	3	P	1.00	W	\$ 29,340.00	\$ 29,928.00	Y	N		Position planned to be re-described and filled.	54
BED160HF	N/A	08/16/12	03/01/19	27568	Office Assistant III	N	SR08	3	P	1.00	W	\$ 27,132.00	\$ 30,036.00	N	N		Position planned to be filled.	55
BED160HA	N/A	02/15/07	03/01/19	121250	Account Clerk V	N	SR15	3	P	1.00	W	\$ 35,676.00	\$ 31,212.00	N	N		Position planned to be filled.	56
BED113TO	N/A	2/1/2015	02/01/19	00107916	HTA Contracts Specialist	Y	SRNA	13	T	1.00	B	\$ 46,556.00	\$44,208.00	Y	N		Currently in active recruitment	57
BED113TO	N/A	7/1/2015	02/01/19	00107917	HTA Admin Assistant	Y	SRNA	13	T	1.00	B	\$ 46,575.00	\$45,000.00	Y	N		Currently in active recruitment	58
BED113TO	N/A	1/20/2018	02/01/19	00107924	HTA Administrative Assistant	Y	SRNA	03	T	1.00	B	\$ 43,891.00	\$45,444.00	Y	N		Currently in active recruitment	59
BED113TO	N/A	7/7/2015	03/01/19	00107926	HTA Tourism Brand Manager	Y	SRNA	13	T	1.00	B	\$ 76,001.00	\$72,168.00	N	N		Position planned to be filled.	60
BED113TO	N/A	5/16/2016	03/01/19	00107915	HTA Accounting Assistant	Y	SRNA	03	T	1.00	B	\$ 37,116.00	\$37,116.00	N	N		Position planned to be filled.	61
BED113TO	N/A	N/A	03/01/19	97011	TOURISM SPECIALIST	Y	SRNA	13	T	1.00	B	\$ 41,400.00	N/A	N	N		Position planned to be filled.	62
BED113TO	N/A	N/A	03/01/19	97012	TOURISM SPECIALIST	Y	SRNA	13	T	1.00	B	\$ 41,400.00	N/A	N	N		Position planned to be filled.	63
BED113TO	N/A	N/A	03/01/19	99010	HTA PRODUCT DEVL P SPCLST	Y	SRNA	13	T	1.00	B	\$ 51,750.00	N/A	N	N		Position planned to be filled.	64
BED113TO	N/A	9/11/2015	03/01/19	00028287	HTA Dir of Meetings Conv&Incent	Y	SRNA	13	T	1.00	B	\$ 112,947.00	\$107,250.00	N	N		Position planned to be filled.	65
BED113TO	N/A	11/1/2018	12/24/18	00107900	HTA Pres & Chief Executive Ofc	Y	SRNA	00	T	1.00	B	\$ 203,159.00	\$312,564.00	Y	N		Job Offer accepted and will start on 12/24/18	66
BED113TO	N/A	3/3/2018	12/17/18	00107912	HTA Chief Administrative Ofc	Y	SRNA	93	T	1.00	B	\$ 128,821.00	\$202,140.00	Y	N		Job offer accepted and will start on 12/17/18.	67
BED113TO	N/A	5/16/2018	12/17/18	00107927	HTA VP Marketing & Product Dev	Y	SRNA	93	T	1.00	B	\$ 114,370.00	\$179,472.00	Y	N		Job offer accepted and will start on 12/17/18.	68

Positions Established by Acts other than the State Budget as of November 30, 2018

<u>Prog ID</u>	<u>Sub- Org</u>	<u>Date Established</u>	<u>Legal Authority</u>	<u>Position Number</u>	<u>Position Title</u>	<u>Exempt (Y/N)</u>	<u>SR Level</u>	<u>BU Code</u>	<u>T/P</u>	<u>MOF</u>	<u>FTE</u>	<u>Annual Salary</u>	<u>Filled (Y/N)</u>	<u>Occupied by 89 Day Hire (Y/N)</u>
BED120SI	N/A	7/1/2017	HRS , 76- 16(b)(27)	122382	Energy Analyst	Y	SRNA	13	T	N	1.00	\$ 66,444	Y	N
BED144PZ	N/A	8/1/2015	HRS 76- 16(b)(12)	121808	CZM Policy Analyst	Y	SRNA	73	T	N	0.49	\$ 29,218	Y	N
BED138GI	N/A	5/1/2015	Act 211, SLH 2013	121719	HGIA Accountant	Y	SRNA	73	T	B	0.49	\$ 39,188	Y	N

Department of Business, Economic Development and Tourism
Overtime Expenditure Summary

Table 13

Prog ID	Sub-Org	Program Title	MOF	FY18 (actual)			FY19 (estimated)			FY20 (budgeted)			FY21 (budgeted)		
				Base Salary \$\$\$\$	Overtime \$\$\$\$	Overtime Percent	Base Salary \$\$\$\$	Overtime \$\$\$\$	Overtime Percent	Base Salary \$\$\$\$	Overtime \$\$\$\$	Overtime Percent	Base Salary \$\$\$\$	Overtime \$\$\$\$	Overtime Percent
BED103		LUC	A	\$ 404,361	\$ 621	0.15%	\$ 493,688	\$ -	-	\$ 514,959	\$ -	-	\$ 516,999	\$ -	-
BED105		CID	A	\$ 813,380	\$ 2,216	0.27%	\$ 848,677	\$ 2,500	0.29%	\$ 890,000	\$ 2,500	0.28%	\$ 910,000	\$ 2,500	0.27%
BED107		FTZ	B	\$ 693,153	\$ 130	0.02%	\$ 940,112	\$ 180	0.02%	\$ 949,598	\$ 180	0.02%	\$ 949,598	\$ 180	0.02%
BED113		HTA	B	\$ 1,975,334	\$ -	-	\$ 2,506,111	\$ -	-	\$ 2,832,274	\$ -	-	\$ 2,832,274	\$ -	-
BED120		HSEO	B	\$ 2,528,904	\$ 906	0.04%	\$ 2,789,114	\$ 8,500	0.30%	\$ 2,912,340	\$ -	-	\$ 2,912,340	\$ -	-
BED128		OAD	A	\$ 75,000	\$ -	-	\$ 75,000	\$ -	-	\$ 75,000	\$ -	-	\$ 75,000	\$ -	-
BED130		READ	A	\$ 1,039,541	\$ -	-	\$ 1,039,541	\$ -	-	\$ 1,086,658	\$ -	-	\$ 1,086,658	\$ -	-
BED142		Departmental Administration	A	\$ 1,878,612	\$ 10,043	0.53%	\$ 1,992,719	\$ 10,000	0.50%	\$ 2,034,628	\$ 10,000	0.49%	\$ 2,034,628	\$ 8,000	0.39%
BED144		OP	A	\$ 1,439,513	\$ -	-	\$ 1,439,513	\$ -	-	\$ 1,547,234	\$ -	-	\$ 1,547,234	\$ -	-
BED145		HSDC	W	\$ 113,076	\$ -	-	\$ 113,076	\$ -	-	\$ 118,728	\$ -	-	\$ 118,728	\$ -	-
BED146		NELHA	B	\$ 1,179,252	\$ 69	0.01%	\$ 1,435,182	\$ -	-	\$ 1,483,831	\$ -	-	\$ 1,490,614	\$ -	-
BED150		HCDA	W	\$ 1,575,240	\$ -	-	\$ 1,870,766	\$ -	-	\$ 1,883,304	\$ -	-	\$ 1,883,304	\$ -	-
BED160		HHFDC	W	\$ 3,861,629	\$ 10,000	0.26%	\$ 4,597,722	\$ 20,000	0.43%	\$ 4,597,722	\$ 20,000	0.43%	\$ 4,597,722	\$ 20,000	0.43%
BED138		HGIA	B	\$ 334,357	\$ -	-	\$ 468,349	\$ -	-	\$ 405,492	\$ -	-	\$ 405,492	\$ -	-
BED100		BDSB	A	\$ 810,633	\$ -	-	\$ 868,280	\$ -	-	\$ 900,192	\$ -	-	\$ 903,357	\$ -	-
BED143		HTDC	A/B	\$ 1,197,055	\$ -	-	\$ 875,000	\$ -	-	\$ 990,000	\$ -	-	\$ 990,000	\$ -	-

Department of Business, Economic Development and Tourism
Active Contracts as of December 1, 2018

Table 14

Prog ID	MOF	Amount	Frequency (M/A/O)	Max Value	Outstanding Balance	Date Executed	Term of Contract		Entity	Contract Description	Explanation of How Contract is Monitored	POS Y/N	Category
							From	To					E/L/P/C /G/S
BED100	A	275,000	O	450,000	175,000	3/19/2018	5/21/2018	1/31/2021	PA'I FOUNDATION	01/21/2021 - COORDINATE & OVERSEE THE 13TH FESTPAC	Monthly meetings with Commission to oversee contract.	Y	S
BED100	A	275,000	O	450,000	175,000	3/19/2018	2/28/2018	1/31/2021	PA'I FOUNDATION	01/21/2021 - COORDINATE & OVERSEE THE 13TH FESTPAC	Monthly meetings with Commission to oversee contract.	Y	S
BED100	A	-	O	25,000	25,000	3/19/2018	5/21/2018	1/31/2021	PA'I FOUNDATION	01/21/2021 - COORDINATE & OVERSEE THE 13TH FESTPAC	Monthly meetings with Commission to oversee contract.	Y	S
BED100	A	-	O	25,000	25,000	3/19/2018	2/28/2018	1/31/2021	PA'I FOUNDATION	01/21/2021 - COORDINATE & OVERSEE THE 13TH FESTPAC	Monthly meetings with Commission to oversee contract.	Y	S
BED100	A	20,000	O	80,000	60,000	6/15/2018	5/17/2018	5/19/2019	STUDY HAWAII EDUCATIONAL	STUDY HAWAII SHALL SUPPORT THE STATE'S MKT & PROMOTIONAL EFFORTS IN	Regular meetings with contractor administrator and thorough review of deliverables.	Y	S
BED100	P	-	O	45,000	45,000	11/13/2018	11/2/2018	10/21/2019	HAWAII PACIFIC EXPORT COUNCIL	Provide mentoring, primary speaking, and training services for export development program workshops.	Regular meetings with contractor administrator and thorough review of deliverables.	Y	S

Department of Business, Economic Development and Tourism
Active Contracts as of December 1, 2018

Table 14

Prog ID	MOF	Amount	Frequency	Max Value	Outstanding	Date	From	To	Entity	Contract Description	How Contract is	POS	E/L/P/C
			(M/A/O)		Balance	Executed					Monitored	Y/N	/G/S
BED105	A	12,451	O	18,929	6,478	11/10/2015	10/10/2015	12/17/2019	ALAKA'I MECHANICAL CORPORATION	MONTHLY MAINTENANCE OF AIR CONDITIONING EQUIPMENT AT STAGE 2, MILL, PRODUCTION BUILDINGS, BUNGALOWS AND STUDIO MANAGERS OFFICE.	Monitored monthly by Studio Manager and Studio Coordinator	Y	S
BED105	C	240,000	O	499,000	259,000	1/16/2018	1/17/2018	9/30/2019	KAUAI ECONOMIC DEVELOPMENT	DEVELOP PLAN, CONCEPTUAL DESIGN & IMPLEMENTATION TIMELINE FOR CIP FOR	Communication quarterly w/KEDB	Y	S
BED105	C	-	O	1,000	1,000	1/16/2018	1/17/2018	9/30/2019	KAUAI ECONOMIC DEVELOPMENT	DEVELOP PLAN, CONCEPTUAL DESIGN & IMPLEMENTATION TIMELINE FOR CIP FOR	Communication quarterly w/KEDB	Y	S
BED105	A	91,000	O	200,000	109,000	4/20/2018	4/23/2018	12/31/2019	PACIFIC ISLANDERS IN COMMUNI-	BLDG CAPACITY, DEVELOPMENT OF HAWAII MEDIA CONSORTIUM & EXECUTING MEDIA	Monthly communication w/grantee.	Y	S
BED105	A	68,500	O	75,000	6,500	5/15/2018	5/8/2018	5/7/2019	KAUAI MUSIC FESTIVAL, THE	TO PROV SVCS F/THE MGMT & EXECUTION OF THE CREATIVE LAB MUSIC IMMERSIVE	Monthly and weekly communications w/vendor	Y	S
BED105	A	-	O	21,506	21,506	12/4/2018	12/18/2018	12/17/2019	ALAKA'I MECHANICAL CORPORATION	MONTHLY MAINTENANCE OF AIR CONDITIONING EQUIPMENT AT STAGE 2, MILL, PRODUCTION BUILDINGS, BUNGALOWS AND STUDIO MANAGERS OFFICE.	Monitored monthly by Studio Manager and Studio Coordinator	Y	S
BED107	B	119,607	O	121,388	1,781	3/18/2016	12/21/2016	20-Dec-18	STAR PROTECTION AGENCY, LLC	TO PROVIDE SECURITY GUARD SERVICE FOR THE FACILITIES AND GROUND OF THE FTZ	Security guards are overseen by Operations Supervisor	Y	S
BED107	B	-	O	5,235	5,235	3/18/2016	12/21/2016	20-Dec-18	STAR PROTECTION AGENCY, LLC	TO PROVIDE SECURITY GUARD SERVICE FOR THE FACILITIES AND GROUND OF THE FTZ	Security guards are overseen by Operations Supervisor	Y	S

Department of Business, Economic Development and Tourism
Active Contracts as of December 1, 2018

Table 14

Prog ID	MOF	Amount	Frequency	Max Value	Outstanding	Date	From	To	Entity	Contract Description	How Contract is	POS	E/L/P/C
			(M/A/O)		Balance	Executed					Monitored	Y/N	/G/S
BED107	B	4,104	O	8,208	4,104	4/8/2016	4/1/2017	30-Mar-19	COMPUTRUST COMPUTER	APPLICATION & SYSTEMS MAINTENANCE OF THE HI FOREIGN-TRADE ZONE	Consultant is overseen by Operations Supervisor	Y	S
BED107	B	5,122	O	32,535	27,413	5/6/2016	1/29/2017	28-Jan-19	KIGYO, HOKULANI, LLC	FORKLIFT & GOLF CART MAINTENANCE & REPAIR SVCS AT THE FTZ, PIER2	Repair and maintenance is overseen by Operations Supervisor	Y	S
BED107	B	3,796	O	7,796	4,000	10/5/2016	9/14/2016	8-Dec-17	STANDARD SHEETMETAL AND	AIR CONDITIONING MAINTENANCE AND REPAIR SERVICES AT THE FTZ	Repair and maintenance is overseen by Business Manager	Y	S
BED107	B	27,684	O	30,212	2,528	2/3/2017	1/12/2017	11-Jan-19	ALAFALE, LLC	JANITORIAL SVCA AT THE FOREIGN TRADE ZONE	Janitorial services overseen by Business Manager	Y	S
BED107	B	5,200	O	6,240	1,040	2/3/2017	1/23/2017	22-Jan-19	ELEVATOR SERVICES LLC	ELEVATOR MAINTENANCE SVCS OF THE FOREIGN-TRADE ZONE	Repair and maintenance is overseen by Business Manager	Y	S
BED107	B	-	O	6,200	6,200	3/21/2017	3/13/2017	12-Mar-19	AUTOMATIC DOOR SPECIALISTS,	PROVIDE ROLL-UP DOOR REPAIR & MAINTENANCE SVCS AT THE FOREGIN-TRADE ZONE	Repair and maintenance is overseen by Business Manager	Y	S
BED107	C	121,418	O	224,169	102,751	4/4/2017	11/21/2016	5/3/2019	RMA ARCHITECTS INC.	ARCHITECTURAL/PLANNING SVCS F/THE FTZ RR ADA RETROFIT & ELEVATOR REPL	Professional services overseen by Administrator	Y	S
BED107	C	-	O	10,125	10,125	4/4/2017	11/21/2016	5/3/2019	RMA ARCHITECTS INC.	ARCHITECTURAL/PLANNING SVCS F/THE FTZ RR ADA RETROFIT & ELEVATOR REPL	Professional services overseen by Administrator	Y	S

Department of Business, Economic Development and Tourism
Active Contracts as of December 1, 2018

Table 14

Prog ID	MOF	Amount	Frequency	Max Value	Outstanding	Date	From	To	Entity	Contract Description	How Contract is	POS	E/L/P/C
			(M/A/O)		Balance	Executed					Monitored	Y/N	/G/S
BED107	C	-	O	48,735	48,735	4/4/2017	11/21/2016	5/3/2019	RMA ARCHITECTS INC.	ARCHITECTURAL/PLANNING SVCS F/THE FTZ RR ADA RETROFIT & ELEVATOR REPL	Professional services overseen by Administrator	Y	S
BED107	C	-	O	39,624	39,624	4/4/2017	11/21/2016	5/3/2019	RMA ARCHITECTS INC.	ARCHITECTURAL/PLANNING SVCS F/THE FTZ RR ADA RETROFIT & ELEVATOR REPL	Professional services overseen by Administrator	Y	S
BED107	B	20,984	O	30,545	9,562	4/7/2017	3/12/2017	11-Mar-19	HAWAIIAN TELCOM	NETWORK & DESKTOP SUPPORT SVCS AT THE FOREIGN-TRADE ZONE	Network services overseen by Administrator	Y	S
BED107	D	17,810	O	24,052	6,242	5/4/2017	4/28/2017	6/6/2019	INSYNERGY ENGINEERING, INC.	ENGINEERING SVCS FOR THE FOREIGN-TRADE ZONE CHILLER REPLACEMENT PROJECT.	Professional services overseen by Administrator	Y	S
BED107	B	15,852	O	17,035	1,183	11/24/2017	11/29/2017	11/19/2018	HONOLULU DISPOSAL SERVICE, INC	REFUSE COLLECTION & DISPOSAL SERVICE OPT TO EXTEND 4-12MOS.	Refuse collection services overseen by Business Manager	Y	S
BED107	C	50,350	O	131,000	80,650	12/6/2017	12/7/2017	5/3/2019	BOWERS + KUBOTA CONSULTING INC	CONSTRUCTION MANAGEMENT FOR FTZ ADA RETROFT & ELEVATOR REPLACEMENT	Professional services overseen by Administrator	Y	C
BED107	C	-	O	18,340	18,340	12/6/2017	12/7/2017	5/3/2019	BOWERS + KUBOTA CONSULTING INC	CONSTRUCTION MANAGEMENT FOR FTZ ADA RETROFT & ELEVATOR REPLACEMENT	Professional services overseen by Administrator	Y	C
BED107	B	50,590	O	64,098	13,508	1/3/2018	12/9/2017	12/8/2018	ISLAND WIDE A/C SERVICE, LLC	AIR CONDITIONING MAINTENANCE SVCS AT THE FTZ#9 OPT TO EXTEND 1-12MOS.	Repair and maintenance is overseen by Business Manager	Y	S

Department of Business, Economic Development and Tourism
Active Contracts as of December 1, 2018

Table 14

Prog ID	MOF	Amount	Frequency	Max Value	Outstanding	Date	From	To	Entity	Contract Description	How Contract is	POS	E/L/P/C
			(M/A/O)		Balance	Executed					Monitored	Y/N	/G/S
BED107	B	-	O	59,518	59,518	1/3/2018	12/9/2017	12/8/2018	ISLAND WIDE A/C SERVICE, LLC	AIR CONDITIONING MAINTENANCE SVCS AT THE FTZ#9 OPT TO EXTEND 1-12MOS.	Repair and maintenance is overseen by Business Manager	Y	S
BED107	D	8,550	O	92,000	83,450	2/27/2018	3/1/2018	6/6/2019	BOWERS + KUBOTA CONSULTING INC	CONSTRUCTION MANAGEMENT FOR FTZ CHILLER REPLACEMENT PROJECT	Professional services overseen by Administrator	Y	C
BED107	C	75,591	O	340,000	264,409	5/4/2018	5/7/2018	5/3/2019	57 ENGINEERING, INC.	CONSTRUCTION CONTRACTOR F/FTZ ADA RETROFIT & ELEVATOR REPL PROJ #IFB-FTZ-18-00	Construction overseen by Construction Manager	Y	C
BED107	C	91,688	O	424,900	333,212	5/4/2018	5/7/2018	5/3/2019	57 ENGINEERING, INC.	CONSTRUCTION CONTRACTOR F/FTZ ADA RETROFIT & ELEVATOR REPL PROJ #IFB-FTZ-18-00	Construction overseen by Construction Manager	Y	C
BED107	C	379,949	O	540,470	160,521	5/4/2018	5/7/2018	5/3/2019	57 ENGINEERING, INC.	CONSTRUCTION CONTRACTOR F/FTZ ADA RETROFIT & ELEVATOR REPL PROJ #IFB-FTZ-18-00	Construction overseen by Construction Manager	Y	C
BED107	C	-	O	182,752	182,752	5/4/2018	5/7/2018	5/3/2019	57 ENGINEERING, INC.	CONSTRUCTION CONTRACTOR F/FTZ ADA RETROFIT & ELEVATOR REPL PROJ #IFB-FTZ-18-00	Construction overseen by Construction Manager	Y	C
BED107	D	-	O	52,248	52,248	5/18/2018	5/21/2018	6/6/2019	ECONOMY PLUMBING & SHEETMETAL,	CONSTRUCTION CONTRACTOR SVCS ON THE CHILLER REPL AT THE FOREIGN TRADE	Construction overseen by Construction Manager	Y	C
BED107	D	-	O	800,000	800,000	5/18/2018	5/21/2018	6/6/2019	ECONOMY PLUMBING & SHEETMETAL,	CONSTRUCTION CONTRACTOR SVCS ON THE CHILLER REPL AT THE FOREIGN TRADE	Construction overseen by Construction Manager	Y	C
BED107	B	-	O	3,752	3,752	5/18/2018	5/21/2018	6/6/2019	ECONOMY PLUMBING & SHEETMETAL,	CONSTRUCTION CONTRACTOR SVCS ON THE CHILLER REPL AT THE FOREIGN TRADE	Construction overseen by Construction Manager	Y	C

Department of Business, Economic Development and Tourism
Active Contracts as of December 1, 2018

Table 14

Prog ID	MOF	Amount	Frequency	Max Value	Outstanding	Date	From	To	Entity	Contract Description	How Contract is	POS	E/L/P/C
			(M/A/O)		Balance	Executed					Monitored	Y/N	/G/S
BED107	B	-	O	140,204	140,204	11/16/2018	12/21/18	12/20/19	STAR PROTECTION AGENCY, LLC	TO PROVIDE SECURITY GUARD SERVICE FOR THE FACILITIES AND GROUND OF THE FTZ	Security guards are overseen by Operations Supervisor	Y	S
BED120	B	122,315	O	227,247	104,933	4/28/2015	4/28/2015	6/30/2018	SHEEHAN GROUP-PACIFIC LLC	EXPERT WITNESS TECHNICAL SUPPORT FOR REGULATORY PROCEEDINGS INVOLVING THE STATE, ITS AGENCIES AND ITS OFFICERS, INCLUDING ADMIN QUASI-JUDICIAL PROCEEDINGS	Periodic meetings, email and phone communications, approval of allowable costs on an as needed basis	Y	S
BED120	N	29,647	O	50,000	20,353	10/18/2016	10/18/2016	6/30/2019	DUNCAN, WEINBERG, GENZER &	PROVIDE Department of Business, Economic Development, and Tourism/SID PROFESSIONAL REGULATORY & EXPERT WITNESS-RELATED TESTIMONY	Periodic meetings, email and phone communications, approval of allowable costs on an as needed basis	Y	S
BED120	N	-	O	200,000	200,000	10/18/2016	10/18/2016	6/30/2019	DUNCAN, WEINBERG, GENZER &	PROVIDE Department of Business, Economic Development, and Tourism/SID PROFESSIONAL REGULATORY & EXPERT WITNESS-RELATED TESTIMONY	Periodic meetings, email and phone communications, approval of allowable costs on an as needed basis	Y	S
BED120	B	35,876	O	71,278	35,402	1/5/2017	1/5/2017	1/5/2019	UNIVERSITY OF HAWAII	DESIGN, INSTALL AND PROGRAM A CYBER ENABLED COLLABORATION ANALYSIS NAVIGATION OBSERVATION ENVIRONMENT DISPLAY SYSTEM	Periodic meetings, email and phone communications, approval of allowable costs on an as needed basis	Y	S

Department of Business, Economic Development and Tourism
Active Contracts as of December 1, 2018

Table 14

<u>Prog ID</u>	<u>MOF</u>	<u>Amount</u>	<u>Frequency</u> (M/A/O)	<u>Max Value</u>	<u>Outstanding</u> <u>Balance</u>	<u>Date</u> <u>Executed</u>	<u>From</u>	<u>To</u>	<u>Entity</u>	<u>Contract Description</u>	<u>How Contract is</u> <u>Monitored</u>	<u>POS</u> <u>Y/N</u>	<u>E/L/P/C</u> <u>/G/S</u>
BED120	A	441,629	O	970,766	529,137	3/23/2017	3/23/2017	3/23/2019	LONDON ECONOMICS INTERNATIONAL	VENDOR TO SUPPLY SERVICES RELATING TO THE STUDY OF ALTERNATIVE UTILITY MODELS	Periodic meetings, email and phone communications, approval of allowable costs on an as needed basis	Y	S
BED120	P	46,163	O	155,426	109,263	4/3/2017	4/3/2017	12/31/2018	UNIVERSITY OF HAWAII	TO DEMONSTRATE VISUALIZATION AS A MEANS OF ANALYZING & COMMUNICATING THE INTERDEPENDENCIES OF CLEAN ENERGY DEPLOYMENT	Periodic meetings, email and phone communications, approval of allowable costs on an as needed basis	Y	S
BED120	N	85,018	O	98,218	13,200	2/27/2018	2/27/2018	12/30/2018	READYZONEHQ, INC.	VENDOR TO SUPPLY SVCS RELATING TO THE STUDY OF DEVELOPING & DOCUMENTING	Periodic meetings, email and phone communications, approval of allowable costs on an as needed basis	Y	S
BED120	N	22,500	O	75,000	52,500	3/5/2018	3/5/2018	6/30/2019	ARUP NORTH AMERICA LTD.	SUPPLY SVCS RELATING TO THE STUDY OF DEVELOPING MIRCO-GRIDS IN HAWAII	Periodic meetings, email and phone communications, approval of allowable costs on an as needed basis	Y	S

Department of Business, Economic Development and Tourism
Active Contracts as of December 1, 2018

Table 14

Prog ID	MOF	Amount	Frequency	Max Value	Outstanding	Date	From	To	Entity	Contract Description	How Contract is	POS	E/L/P/C
			(M/A/O)		Balance	Executed					Monitored	Y/N	/G/S
BED120	P		O	175,000	175,000	10/11/2018	10/11/18	10/30/2020	ENGINEERING ECONOMICS INC	PROVIDE TECHNICAL ASSISTANCE FOR ADVANCING ENERGY EFFICIENCY IN HAWAII PUBLIC FACILITIES	Periodic meetings, email and phone communications, approval of allowable costs on an as needed basis	Y	S
BED-128	A		M	150,000	150,000	6/29/2016	6/1/2017	6/30/2020 (site approval until 9/30/2019)	ARL at UH	MOA (supplmental agreement 2 to be executed soon) between Department of Business, Economic Development, and Tourism and ARL at UH to establish UAS test range for community benefit and possible commercialization in the future.	Detailed invoices, status meetings, calls, and emails, site visits, and reports to HAAC.	Y	S
BED-128	A		M	517,000	517,000	TBD	7/1/2018	12/31/2019	RCUH for PISCES	Project Agreement (to be executed soon) between Department of Business, Economic Development, and Tourism and RCUH to support PISCES R&D with potential commercial applications and community benefit.	Detailed invoices, monthly newsletters, site visits, and annual report.	Y	S
BED-128	A	97,727	O - as project benchmarks are achieved	225,000	127,273	12/11/2017	12/11/2017	12/31/2019	KFS	Environmental Assessment and spaceport application for Pacific Spaceport Complex Hawaii in Keeau.	Detailed invoices and project status.	Y	S
BED-128	A	189,875	O - as project benchmarks are achieved	250,000	60,125	3/12/2013	3/12/2013	Pending	RS&H	Environmental Assessment and spaceport application for Kona International Airport.	Detailed invoices and project status.	Y	S

Department of Business, Economic Development and Tourism
Active Contracts as of December 1, 2018

Table 14

<u>Prog ID</u>	<u>MOF</u>	<u>Amount</u>	<u>Frequency</u> (M/A/O)	<u>Max Value</u>	<u>Outstanding</u> <u>Balance</u>	<u>Date</u> <u>Executed</u>	<u>From</u>	<u>To</u>	<u>Entity</u>	<u>Contract Description</u>	<u>How Contract is</u> <u>Monitored</u>	<u>POS</u> <u>Y/N</u>	<u>E/L/P/C</u> <u>/G/S</u>
BED130	A	199,410	O	234,600	35,190	8/8/2018	7/1/2018	6/30/2019 (per supplement al agreement)	SHIP REPAIR ASSOCIATION OF	The scope of work will include a comprehensive study of the capability and capacity to accomplish current and projected submarine and surface vessel drydocking and "deep maintenance" requirements in Pearl Harbor.	The contract is monitored via written progress reports submitted by SRAH and periodic meetings.	Y	S
BED138	B	184,152	O	200,000	15,848	5/29/2014	5/10/2016	6/30/2020	MCCORRISTON MILLER MUKAI	SPECIAL DEPUTY ATTORNEY GENERAL SVCS FOR CORPORATE FINANCE FOR THE	Since attorney services are for specific work, the billing is monitored as work is being done	Y	S
BED138	B	-	O	165,000	165,000	5/29/2014	5/10/2016	6/30/2020	MCCORRISTON MILLER MUKAI	SPECIAL DEPUTY ATTORNEY GENERAL SVCS FOR CORPORATE FINANCE FOR THE	Since attorney services are for specific work, the billing is monitored as work is being done	Y	S
BED138	B	-	O	250,000	250,000	5/29/2014	5/10/2016	6/30/2020	MCCORRISTON MILLER MUKAI	SPECIAL DEPUTY ATTORNEY GENERAL SVCS FOR CORPORATE FINANCE FOR THE	Since attorney services are for specific work, the billing is monitored as work is being done	Y	S
BED142	A	250,000	O	375,000	125,000	8/26/2016	8/26/2016	8/16/2019	JPMORGAN SECURITIES LLC.	ASSIST THE STATE IN STRUCTURING A BROADBAND INFRASTRUCTURE	Contract is for specific requests which is monitored closely by BB staff	Y	S

Department of Business, Economic Development and Tourism
Active Contracts as of December 1, 2018

Table 14

<u>Prog ID</u>	<u>MOF</u>	<u>Amount</u>	<u>Frequency</u> (M/A/O)	<u>Max Value</u>	<u>Outstanding</u> Balance	<u>Date</u> Executed	<u>From</u>	<u>To</u>	<u>Entity</u>	<u>Contract Description</u>	<u>How Contract is</u> <u>Monitored</u>	<u>POS</u> Y/N	<u>E/L/P/C</u> /G/S
BED143	N	501,537	O	564,875	63,338	3/22/2012	3/21/2012	7/30/2018	US HYBRID CORPORATION	INITIAL FUNDNG OF CONTRACT TO CONVERT STEP VAN TO A PLUG-IN SERIES FUEL CELL HYBRID SYSTEM	Project manager reviews each invoice for task completed before approving payment	Y	S
BED143	C	1,824,352	O	2,597,934	773,582	3/23/2015	4/1/2015	7/30/2019	FERRARO CHOI & ASSOCIATES,	Planning and Design of HTDC's Facility on Kakaako Makai Lot C (Sandbox)	Project manager reviews each invoice for task completed before approving payment	Y	S
BED143	C	-	O	20,966	20,966	3/23/2015	4/1/2015	7/30/2019	FERRARO CHOI & ASSOCIATES,	Planning and Design of HTDC's Facility on Kakaako Makai Lot C (Sandbox)	Project manager reviews each invoice for task completed before approving payment	Y	S
BED143	B	57,005	O	62,400	5,395	11/3/2015	11/1/2015	10/31/2018	DOI, WARREN S.	NEIGHBOR ISLAND INNOVATION INITIATIVE (NI3) IMPLEMENTATION CONTRACTOR ON MAUI	Project manager reviews each invoice for task completed before approving payment	Y	S
BED143	P	1,483,974	O	1,529,402	45,428	9/15/2016	9/16/2016	8/31/2018	BURNS & MCDONNELL ENGINEERING	INITIAL FUNDING TOWARDS PHASE 1 OF A MICROGRID DEMONSTRATION PROJECT	Project manager reviews each invoice for task completed before approving payment	Y	S

Department of Business, Economic Development and Tourism
Active Contracts as of December 1, 2018

Table 14

Prog ID	MOF	Amount	Frequency	Max Value	Outstanding	Date	From	To	Entity	Contract Description	How Contract is	POS	E/L/P/C
			(M/A/O)		Balance	Executed					Monitored	Y/N	/G/S
BED143	P	151,250	O	200,000	48,750	2/13/2017	2/14/2017	6/30/2018	HYDROGEN ASSOCIATION, THE	DEVDELOP, FABRICATE, DELIVER, & DEMONSTRATE TWO R&D WORKING ELECTROLYZER	Project manager reviews each invoice for task completed before approving payment	Y	S
BED143	B	45,393	O	90,000	44,607	8/10/2017	8/1/2017	1/31/2019	HYPERSPECTIVE STUDIOS, INC.	PROVIDE ALL CREATIVE, GRAPHIC & DESIGN ASSISTANCE FOR HTDC	Invoiced for only work requested by HTDC	Y	S
BED143	B	-	O	3,650	3,650	10/24/2017	11/1/2017	10/31/2018	COLLIER'S INTL HI HOLDINGS LLC	ASSET, PROPERTY & FINANCIAL MANAGEMENT SVCS FOR MANOA & MAUI PROPERTIES	Facility management fees paid monthly	Y	S
BED143	B	-	O	88,500	88,500	10/24/2017	11/1/2017	10/31/2018	COLLIER'S INTL HI HOLDINGS LLC	ASSET, PROPERTY & FINANCIAL MANAGEMENT SVCS FOR MANOA & MAUI PROPERTIES	Facility management fees paid monthly	Y	S
BED143	B	-	O	2,737	2,737	10/24/2017	11/1/2017	10/31/2018	COLLIER'S INTL HI HOLDINGS LLC	ASSET, PROPERTY & FINANCIAL MANAGEMENT SVCS FOR MANOA & MAUI PROPERTIES	Facility management fees paid monthly	Y	S
BED143	B	-	O	57,487	57,487	10/24/2017	11/1/2017	10/31/2018	COLLIER'S INTL HI HOLDINGS LLC	ASSET, PROPERTY & FINANCIAL MANAGEMENT SVCS FOR MANOA & MAUI PROPERTIES	Facility management fees paid monthly	Y	S
BED143	B	73,359	O	97,812	24,453	12/7/2017	1/1/2018	9/30/2018	REVACOMM, INC.	TO PROVIDE A SOFTWARE SOLUTION F/HTDC'S WEBSITE TECHJOBSHAWAII.COM	Invoiced for only work requested by HTDC	Y	S
BED143	B	70,828	O	75,000	4,172	12/26/2017	12/1/2017	11/30/2018	ANTHOLOGY MARKETING GROUP, INC	11/30/2018-TO PROVIDE PUBLIC RELATIONS & MARKETING ASSISTANCE -	Invoiced for only work requested by HTDC	Y	S

Department of Business, Economic Development and Tourism
Active Contracts as of December 1, 2018

Table 14

Prog ID	MOF	Amount	Frequency	Max Value	Outstanding	Date	From	To	Entity	Contract Description	How Contract is	POS	E/L/P/C
			(M/A/O)		Balance	Executed					Monitored	Y/N	/G/S
BED143	C	2,589,746	O	3,000,000	410,254	5/11/2018	4/11/2018	6/30/2019	SCD KM I LLC	CONSTRUCTION OF THE ENTREPRENEUR'S SANDBOX FACILITY LOCATED IN KAKAAKO,	Project manager reviews each invoice for task completed before approving payment	Y	S
BED143	P	-	O	75,000	75,000	5/22/2018	6/1/2018	5/31/2019	DEV LEAGUE INC	PROV EDUCATIONAL TRNG TO LEARN THE BASICS OF CODING THRU & INTRO TO FRON	To be paid only when coinsiding collections from DLIR comes in	Y	S
BED143	P	10,977	O	52,207	41,230	7/19/2018	8/1/2018	7/31/2019	707 RICHARDS HOLDINGS, LLC	Lease expense for HCATT offices	Lease payment paid monthly to landlord	Y	L
BED143	B	32,255	O	64,509	32,255	8/27/2018	7/1/2018	6/30/2019	UNIVERSITY OF HAWAII	CAM expenses for office space in MIC	CAM expenses paid monthly to landlord	Y	L
BED144	N	75,000	O	225,000	150,000	4/26/2018	4/30/2018	2/28/2019	UNIVERSITY OF HAWAII	SVCS RELATED TO PROJECT:UPDATING THE HAWAII HISTORICAL SHORELINE DATABAS	Through respective contract scope of services, time of performance, compensation and payment schedule conditions.	Y	S
BED144	C	23,284	O	1,000,000	976,716	5/16/2018	5/11/2018	12/31/2019	PBR HAWAII & ASSOCIATES, INC.	SVCS F/A STATE TRANSIT-ORIENTED DEVELOPMENT(TOD)IMPLEMENTATION & INVESMT	Through respective contract scope of services, time of performance, compensation and payment schedule conditions.	Y	S
BED144	N	-	O	151,000	151,000	11/27/2018	10/3/2018	9/30/2019	ROBERTSON, IAN N.	Development of comprehensive high resolution probabilistic Tsunami Design Zone Maps for the island of Oahu - <u>Urban Core</u>	Through respective contract scope of services, time of performance, compensation and payment schedule conditions.	Y	S

Department of Business, Economic Development and Tourism
Active Contracts as of December 1, 2018

Table 14

<u>Prog ID</u>	<u>MOF</u>	<u>Amount</u>	<u>Frequency</u> (M/A/O)	<u>Max Value</u>	<u>Outstanding</u> Balance	<u>Date</u> Executed	<u>From</u>	<u>To</u>	<u>Entity</u>	<u>Contract Description</u>	<u>How Contract is</u> <u>Monitored</u>	<u>POS</u> Y/N	<u>E/L/P/C</u> /G/S
BED144	N	-	O	34,000	34,000	11/27/2018	10/3/2018	9/30/2019	ROBERTSON, IAN N.	Development of comprehensive high resolution probabilistic Tsunami Design Zone Maps for the island of Oahu - <u>Haleiwa</u>	Through respective contract scope of services, time of performance, compensation and payment schedule conditions.	Y	S
BED144	N	-	O	245,000	245,000	11/27/2018	10/3/2018	9/30/2019	ROBERTSON, IAN N.	Development of comprehensive high resolution probabilistic Tsunami Design Zone Maps for the island of Oahu - <u>C & C of Honolulu, excluding Urban Core and Haleiwa</u>	Through respective contract scope of services, time of performance, compensation and payment schedule conditions.	Y	S
BED145	W	10,995	O	34,241	23,246	3/14/2018	3/1/2018	6/30/2020	KKDLY LLC	PREPARE AUDITED FINANCIAL STATEMENTS OF HSDC CAPITAL FUND LLC for the years 2018, 2019 and 2020.	Prepare and deliver requested information for the audit. Closely monitor progress of audit and billing. Review and approve final report each year.	Y	S
BED 146	C/N/ B	690,441	O	929,023	238,582	12/14/2009	7/30/2010	5/13/2019	Parsons Brinckerhoff	Plan and Design NELHA airport connector road	Contract is monitored according to the contract deliverables as outlined in the scope of services and compensation payment scheduled. The OIC on the contract does the monitoring.	Y	PS

Department of Business, Economic Development and Tourism
Active Contracts as of December 1, 2018

Table 14

Prog ID	MOF	Amount	Frequency	Max Value	Outstanding	Date	From	To	Entity	Contract Description	How Contract is	POS	E/L/P/C
			(M/A/O)		Balance	Executed					Monitored	Y/N	/G/S
BED146	C	104,910	O	274,000	169,090	8/8/2016	8/12/2016	7/17/2020	WATER RESOURCES	08/15/18 PLAN, DESIGN AND CONSTRUCT ON EXPLORATORY POTABLE WATER WELL.	Same as above	Y	S/C
BED146	C	-	O	2,226,000	2,226,000	8/8/2016	8/12/2016	7/17/2020	WATER RESOURCES	08/15/18 PLAN, DESIGN AND CONSTRUCT ON EXPLORATORY POTABLE WATER WELL.	Same as above	N	C
BED146	B	710,250	O	710,485	235	9/12/2016	8/18/2016	3/29/2019	NAN, INC.	12/01/2016 CONSTRUCTION OF HYDROGEN FUELING TEST BED AT NELHA	Same as above	Y	S
BED146	B	22,091	O	27,613	5,523	1/30/2017	1/12/2017	1/11/2020	PWC HAWAII CORPORATION	JANITORIAL SERVICES FOR NELHA 01/12/18	Same as above	Y	S
BED146	B	4,981	O	42,375	37,395	3/7/2017	1/12/2017	7/2/2019	ALLIED UNIVERSAL SECURITY	SECURITY SERVICES FOR NELHA	Same as above	Y	S
BED146	P	125,000	O	250,000	125,000	12/21/2017	11/30/2019	11/30/2019	UNIENERGY TECHNOLOGIES, LLC	GRID SCALE ENERGY STORAGE SYSTEM DEMONSTRATION AT NELHA'S GATEWAY CENTER	Same as above	N	C
BED150	W	536,162	O	563,890	27,728	7/20/2010	8/2/2010	Final acceptance from the State	HO, RONALD N. S. & ASSOCIATES, INC.	Design, Construct Kalaehoa Energy Corridor on Enterprise Ave	Contracts are monitored continuously through discussion with contractor and review of all invoices prior to payment	N	S C - Construction
BED150	W	204,872	O	237,798	32,926	7/20/2010	8/2/2010	Final acceptance from the State	HO, RONALD N. S. & ASSOCIATES, INC.	Design, Construct Kalaehoa Energy Corridor on Enterprise Ave	Contracts are monitored continuously through discussion with contractor and review of all invoices prior to payment	N	S C - Construction

Department of Business, Economic Development and Tourism
Active Contracts as of December 1, 2018

Prog ID	MOF	Amount	Frequency	Max Value	Outstanding	Date	From	To	Entity	Contract Description	How Contract is	POS	E/L/P/C
			(M/A/O)		Balance	Executed					Monitored	Y/N	/G/S
BED150	W	-	O	36,000	36,000	7/20/2010	8/2/2010	Final acceptance from the State	HO, RONALD N. S. & ASSOCIATES, INC.	Design, Construct Kalaeloa Energy Corridor on Enterprise Ave	Contracts are monitored continuously through discussion with contractor and review of all invoices prior to payment	N	S C - Construction
BED150	C	169,840	O	198,412	28,572	7/20/2010	8/2/2010	Final acceptance from the State	HO, RONALD N. S. & ASSOCIATES, INC.	Design, Construct Kalaeloa Energy Corridor on Enterprise Ave	Contracts are monitored continuously through discussion with contractor and review of all invoices prior to payment	N	S C - Construction
BED150	C	-	O	46,681	46,681	7/20/2010	8/2/2010	Final acceptance from the State	HO, RONALD N. S. & ASSOCIATES, INC.	Design, Construct Kalaeloa Energy Corridor on Enterprise Ave	Contracts are monitored continuously through discussion with contractor and review of all invoices prior to payment	N	S C - Construction
BED150	W	3,725	O	155,397	151,672	4/26/2011	6/1/2011	After SHPD approval	CULTURAL SURVEYS HAWAII, INC.	Archaeological monitoring svcs for the Fort Barette/Energy Corridor on Enterprise Ave	Contracts are monitored continuously through discussion with contractor and review of all invoices prior to payment	N	S C - Construction

Department of Business, Economic Development and Tourism
Active Contracts as of December 1, 2018

Table 14

Prog ID	MOF	Amount	Frequency	Max Value	Outstanding	Date	From	To	Entity	Contract Description	How Contract is	POS	E/L/P/C
			(M/A/O)		Balance	Executed					Monitored	Y/N	/G/S
BED150	C	30,885	O	41,685	10,801	4/26/2011	6/1/2011	After SHPD approval	CULTURAL SURVEYS HAWAII, INC.	Archaeological monitoring svcs for the Fort Barette/Energy Corridor on Enterprise Ave	Contracts are monitored continuously through discussion with contractor and review of all invoices prior to payment	N	S C - Construc- tion
BED150	W	255,008	O	284,302	29,294	12/19/2011	1/3/2012	12/14/2014	MITSUNAGA & ASSOCIATES, INC.	Remediation svcs to convert American Brewery Bldg to office space	Contracts are monitored continuously through discussion with contractor and review of all invoices prior to payment	Y	S
BED150	W	-	O	6,404	6,404	12/19/2011	1/3/2012	12/14/2014	MITSUNAGA & ASSOCIATES, INC.	Remediation and converting American Brewery Bldg to office space	Contracts are monitored continuously through discussion with contractor and review of all invoices prior to payment	Y	S
BED150	W	65,744	O	350,000	284,256	7/22/2013	7/22/2013	No expiration	LAW OFFICES OF KYONG-SU-IM	Legal svcs for 690 Pohukaina Project	Contracts are monitored continuously through discussion with contractor and review of all invoices prior to payment	Y	S

Department of Business, Economic Development and Tourism
Active Contracts as of December 1, 2018

<u>Prog ID</u>	<u>MOF</u>	<u>Amount</u>	<u>Frequency</u> (M/A/O)	<u>Max Value</u>	<u>Outstanding</u> <u>Balance</u>	<u>Date</u> <u>Executed</u>	<u>From</u>	<u>To</u>	<u>Entity</u>	<u>Contract Description</u>	<u>How Contract is</u> <u>Monitored</u>	<u>POS</u> <u>Y/N</u>	<u>E/L/P/C</u> <u>/G/S</u>
BED150	W	7,000	O	25,000	18,000	10/16/2013	10/16/2013	NO expiration	ENGLEKIRK STRUCTURAL ENGINEERS	Consultant svcs for renovations of American Brewery Bldg	Contracts are monitored continuously through discussion with contractor and review of all invoices prior to payment	Y	S
BED150	W	261,494	O	350,000	88,506	5/14/2014	4/24/2014	NO expiration	FUKUNAGA MATAYOSHICHING & KON-HERRERA	Retain special legal counsel to represent HCDA regarding complaint filed by Close Construction	Contracts are monitored continuously through discussion with contractor and review of all invoices prior to payment	Y	S
BED150	W	14,836	M	15,000	164	11/3/2015	12/3/2015	12/2/2018	NOHONANI LANDSCAPE, LLC	Grounds Maintenance svcs for Kolowalu Park	Contracts are monitored continuously through discussion with contractor and review of all invoices prior to payment	Y	S
BED150	W	44,492	M	48,537	4,045	11/3/2015	12/3/2015	12/2/2018	NOHONANI LANDSCAPE, LLC	Grounds Maintenance svcs for Kolowalu Park	Contracts are monitored continuously through discussion with contractor and review of all invoices prior to payment	Y	S

Department of Business, Economic Development and Tourism
Active Contracts as of December 1, 2018

Table 14

<u>Prog ID</u>	<u>MOF</u>	<u>Amount</u>	<u>Frequency</u> (M/A/O)	<u>Max Value</u>	<u>Outstanding</u> <u>Balance</u>	<u>Date</u> <u>Executed</u>	<u>From</u>	<u>To</u>	<u>Entity</u>	<u>Contract Description</u>	<u>How Contract is</u> <u>Monitored</u>	<u>POS</u> <u>Y/N</u>	<u>E/L/P/C</u> <u>/G/S</u>
BED150	W	4,788	M	15,000	10,212	11/3/2015	12/3/2015	12/2/2018	NOHONANI LANDSCAPE, LLC	Grounds Maintenance svcs for Kolowalu Park	Contracts are monitored continuously through discussion with contractor and review of all invoices prior to payment	Y	S
BED150	W	68,650	O	91,798	23,148	12/3/2015	12/14/2015	12/12/2020	MOFFATT & NICHOL	Repair & Maintenance svcs for Kewalo Basin Harbor Fisherman's Wharf	Contracts are monitored continuously through discussion with contractor and review of all invoices prior to payment	Y	S
BED150	W	-	M	760	760	1/15/2016	2/1/2016	1/31/2019	HAWAII PLUMBING GROUP, LLC	Bldg Maintenance svcs for American Brewery Bldg	Contracts are monitored continuously through discussion with contractor and review of all invoices prior to payment	Y	S
BED150	W	-	M	12,690	12,690	1/15/2016	2/1/2016	1/31/2019	HAWAII PLUMBING GROUP, LLC	Bldg Maintenance svcs for American Brewery Bldg	Contracts are monitored continuously through discussion with contractor and review of all invoices prior to payment	Y	S

Department of Business, Economic Development and Tourism
Active Contracts as of December 1, 2018

Table 14

<u>Prog ID</u>	<u>MOF</u>	<u>Amount</u>	<u>Frequency</u> <u>(M/A/O)</u>	<u>Max Value</u>	<u>Outstanding</u> <u>Balance</u>	<u>Date</u> <u>Executed</u>	<u>From</u>	<u>To</u>	<u>Entity</u>	<u>Contract Description</u>	<u>How Contract is</u> <u>Monitored</u>	<u>POS</u> <u>Y/N</u>	<u>E/L/P/C</u> <u>/G/S</u>
BED150	W	22,481	M	30,000	7,519	1/15/2016	2/1/2016	1/31/2019	HAWAII PLUMBING GROUP, LLC	Bldg Maintenance svcs for American Brewery Bldg	Contracts are monitored continuously through discussion with contractor and review of all invoices prior to payment	Y	S
BED150	W	6,080	M	9,120	3,040	1/15/2016	2/1/2016	1/31/2019	HAWAII PLUMBING GROUP, LLC	Bldg Maintenance svcs for American Brewery Bldg	Contracts are monitored continuously through discussion with contractor and review of all invoices prior to payment	Y	S
BED150	W	4,000	M	6,000	2,000	1/15/2016	2/1/2016	1/31/2019	HAWAII PLUMBING GROUP, LLC	Bldg Maintenance svcs for American Brewery Bldg	Contracts are monitored continuously through discussion with contractor and review of all invoices prior to payment	Y	S
BED150	W	4,000	M	6,000	2,000	1/15/2016	2/1/2016	1/31/2019	HAWAII PLUMBING GROUP, LLC	Bldg Maintenance svcs for American Brewery Bldg	Contracts are monitored continuously through discussion with contractor and review of all invoices prior to payment	Y	S

Department of Business, Economic Development and Tourism
Active Contracts as of December 1, 2018

Table 14

<u>Prog ID</u>	<u>MOF</u>	<u>Amount</u>	<u>Frequency</u> (M/A/O)	<u>Max Value</u>	<u>Outstanding</u> <u>Balance</u>	<u>Date</u> <u>Executed</u>	<u>From</u>	<u>To</u>	<u>Entity</u>	<u>Contract Description</u>	<u>How Contract is</u> <u>Monitored</u>	<u>POS</u> <u>Y/N</u>	<u>E/L/P/C</u> <u>/G/S</u>
BED150	W	3,520	M	5,280	1,760	1/15/2016	2/1/2016	1/31/2019	HAWAII PLUMBING GROUP, LLC	Bldg Maintenance svcs for American Brewery Bldg	Contracts are monitored continuously through discussion with contractor and review of all invoices prior to payment	Y	S
BED150	W	-	M	760	760	1/15/2016	2/1/2016	1/31/2019	HAWAII PLUMBING GROUP, LLC	Bldg Maintenance svcs for American Brewery Bldg	Contracts are monitored continuously through discussion with contractor and review of all invoices prior to payment	Y	S
BED150	W	-	M	12,690	12,690	1/15/2016	2/1/2016	1/31/2019	HAWAII PLUMBING GROUP, LLC	Bldg Maintenance svcs for American Brewery Bldg	Contracts are monitored continuously through discussion with contractor and review of all invoices prior to payment	Y	S
BED150	W	57	M	30,000	29,943	1/15/2016	2/1/2016	1/31/2019	HAWAII PLUMBING GROUP, LLC	Bldg Maintenance svcs for American Brewery Bldg	Contracts are monitored continuously through discussion with contractor and review of all invoices prior to payment	Y	S

Department of Business, Economic Development and Tourism
Active Contracts as of December 1, 2018

Table 14

<u>Prog ID</u>	<u>MOF</u>	<u>Amount</u>	<u>Frequency</u> (M/A/O)	<u>Max Value</u>	<u>Outstanding</u> <u>Balance</u>	<u>Date</u> <u>Executed</u>	<u>From</u>	<u>To</u>	<u>Entity</u>	<u>Contract Description</u>	<u>How Contract is</u> <u>Monitored</u>	<u>POS</u> <u>Y/N</u>	<u>E/L/P/C</u> <u>/G/S</u>
BED150	C	4,605,315	M	4,847,700	242,385	6/14/2016	9/5/2017	12/29/2018	PAUL'S ELECTRICAL CONTRACTING, LLC	Construction of Kalaeloa Energy Corridor Project on Enterprise Ave	Contracts are monitored continuously through discussion with contractor and review of all invoices prior to payment	N	C - Construction
BED150	C	11,268	O	11,861	593	6/14/2016	9/5/2017	12/29/2018	PAUL'S ELECTRICAL CONTRACTING, LLC	Construction of Kalaeloa Energy Corridor Project on Enterprise Ave	Contracts are monitored continuously through discussion with contractor and review of all invoices prior to payment	N	C - Construction
BED150	C	86,658	O	91,219	4,561	6/14/2016	9/5/2017	12/29/2018	PAUL'S ELECTRICAL CONTRACTING, LLC	Construction of Kalaeloa Energy Corridor Project on Enterprise Ave	Contracts are monitored continuously through discussion with contractor and review of all invoices prior to payment	N	C - Construction
BED150	C	129,623	O	698,382	568,759	6/14/2016	9/5/2017	12/29/2018	PAUL'S ELECTRICAL CONTRACTING, LLC	Construction of Kalaeloa Energy Corridor Project on Enterprise Ave	Contracts are monitored continuously through discussion with contractor and review of all invoices prior to payment	N	C - Construction

Department of Business, Economic Development and Tourism
Active Contracts as of December 1, 2018

Table 14

<u>Prog ID</u>	<u>MOF</u>	<u>Amount</u>	<u>Frequency</u> (M/A/O)	<u>Max Value</u>	<u>Outstanding</u> <u>Balance</u>	<u>Date</u> <u>Executed</u>	<u>From</u>	<u>To</u>	<u>Entity</u>	<u>Contract Description</u>	<u>How Contract is</u> <u>Monitored</u>	<u>POS</u> <u>Y/N</u>	<u>E/L/P/C</u> <u>/G/S</u>
BED150	C	-	O	74,473	74,473	6/14/2016	9/5/2017	12/29/2018	PAUL'S ELECTRICAL CONTRACTING, LLC	Construction of Kalaeloa Energy Corridor Project on Enterprise Ave	Contracts are monitored continuously through discussion with contractor and review of all invoices prior to payment	N	C - Construction
BED150	W	48,007	M	50,000	1,993	11/15/2016	12/3/2016	12/2/2019	HAWAII NATIONAL LANDSCAPE, INC.	Grounds Maintenance svcs for Kaka'ako Waterfront Park, Makai Gateway Park, Kewalo Basin Park	Contracts are monitored continuously through discussion with contractor and review of all invoices prior to payment	Y	S
BED150	W	109,633	M	119,600	9,967	11/15/2016	12/3/2016	12/2/2019	HAWAII NATIONAL LANDSCAPE, INC.	Grounds Maintenance svcs for Kaka'ako Waterfront Park, Makai Gateway Park, Kewalo Basin Park	Contracts are monitored continuously through discussion with contractor and review of all invoices prior to payment	Y	S
BED150	W	33,733	M	36,800	3,067	11/15/2016	12/3/2016	12/2/2019	HAWAII NATIONAL LANDSCAPE, INC.	Grounds Maintenance svcs for Kaka'ako Waterfront Park, Makai Gateway Park, Kewalo Basin Park	Contracts are monitored continuously through discussion with contractor and review of all invoices prior to payment	Y	S

Department of Business, Economic Development and Tourism
Active Contracts as of December 1, 2018

<u>Prog ID</u>	<u>MOF</u>	<u>Amount</u>	<u>Frequency</u> (M/A/O)	<u>Max Value</u>	<u>Outstanding</u> <u>Balance</u>	<u>Date</u> <u>Executed</u>	<u>From</u>	<u>To</u>	<u>Entity</u>	<u>Contract Description</u>	<u>How Contract is</u> <u>Monitored</u>	<u>POS</u> <u>Y/N</u>	<u>E/L/P/C</u> <u>/G/S</u>
BED150	W	25,300	M	27,600	2,300	11/15/2016	12/3/2016	12/2/2019	HAWAII NATIONAL LANDSCAPE, INC.	Funishing Grounds Maintenance Svc for KWP, MGP, KBP	Contracts are monitored continuously through discussion with contractor and review of all invoices prior to payment	Y	S
BED150	W	36,886	M	50,000	13,114	11/15/2016	12/3/2016	12/2/2019	HAWAII NATIONAL LANDSCAPE, INC.	Grounds Maintenance svcs for Kaka'ako Waterfront Park, Makai Gateway Park, Kewalo Basin Park	Contracts are monitored continuously through discussion with contractor and review of all invoices prior to payment	Y	S
BED150	W	-	M	119,600	119,600	11/15/2016	12/3/2016	12/2/2019	HAWAII NATIONAL LANDSCAPE, INC.	Grounds Maintenance svcs for Kaka'ako Waterfront Park, Makai Gateway Park, Kewalo Basin Park	Contracts are monitored continuously through discussion with contractor and review of all invoices prior to payment	Y	S
BED150	W	-	M	36,800	36,800	11/15/2016	12/3/2016	12/2/2019	HAWAII NATIONAL LANDSCAPE, INC.	Grounds Maintenance svcs for Kaka'ako Waterfront Park, Makai Gateway Park, Kewalo Basin Park	Contracts are monitored continuously through discussion with contractor and review of all invoices prior to payment	Y	S

Department of Business, Economic Development and Tourism
Active Contracts as of December 1, 2018

Table 14

Prog ID	MOF	Amount	Frequency	Max Value	Outstanding	Date	From	To	Entity	Contract Description	How Contract is	POS	E/L/P/C
			(M/A/O)		Balance	Executed					Monitored	Y/N	/G/S
BED150	W	-	M	27,600	27,600	11/15/2016	12/3/2016	12/2/2019	HAWAII NATIONAL LANDSCAPE, INC.	Grounds Maintenance svcs for Kaka'ako Waterfront Park, Makai Gateway Park, Kewalo Basin Park	Contracts are monitored continuously through discussion with contractor and review of all invoices prior to payment	Y	S
BED150	W	-	M	50,000	50,000	11/15/2016	12/3/2016	12/2/2019	HAWAII NATIONAL LANDSCAPE, INC.	Grounds Maintenance svcs for Kaka'ako Waterfront Park, Makai Gateway Park, Kewalo Basin Park	Contracts are monitored continuously through discussion with contractor and review of all invoices prior to payment	Y	S
BED150	W	4,067	O	30,000	25,933	11/17/2016	12/1/2016	11/30/2019	HONEYWELL INTERNATIONAL, INC.	Maintenance & Repairs of Air Condition of Amercian Brewery Bud	Contracts are monitored continuously through discussion with contractor and review of all invoices prior to payment	Y	S
BED150	W	-	O	6,547	6,547	11/17/2016	12/1/2016	11/30/2019	HONEYWELL INTERNATIONAL, INC.	Maintenance & Repairs of Air Condition of Amercian Brewery Bud	Contracts are monitored continuously through discussion with contractor and review of all invoices prior to payment	Y	S

Department of Business, Economic Development and Tourism
Active Contracts as of December 1, 2018

<u>Prog ID</u>	<u>MOF</u>	<u>Amount</u>	<u>Frequency</u> (M/A/O)	<u>Max Value</u>	<u>Outstanding</u> <u>Balance</u>	<u>Date</u> <u>Executed</u>	<u>From</u>	<u>To</u>	<u>Entity</u>	<u>Contract Description</u>	<u>How Contract is</u> <u>Monitored</u>	<u>POS</u> <u>Y/N</u>	<u>E/L/P/C</u> <u>/G/S</u>
BED150	W	-	O	4,283	4,283	11/17/2016	12/1/2016	11/30/2019	HONEYWELL INTERNATIONAL, INC.	Maintenance & Repair svcs for air condition sytems of Amercian Brewery Bldg	Contracts are monitored continuously through discussion with contractor and review of all invoices prior to payment	Y	S
BED150	W	-	O	2,777	2,777	11/17/2016	12/1/2016	11/30/2019	HONEYWELL INTERNATIONAL, INC.	Maintenance & Repair svcs for air condition sytems of Amercian Brewery Bldg	Contracts are monitored continuously through discussion with contractor and review of all invoices prior to payment	Y	S
BED150	W	-	O	1,237	1,237	11/17/2016	12/1/2016	11/30/2019	HONEYWELL INTERNATIONAL, INC.	Maintenance & Repair svcs for air condition sytems of Amercian Brewery Bldg	Contracts are monitored continuously through discussion with contractor and review of all invoices prior to payment	Y	S
BED150	W	-	O	1,346	1,346	11/17/2016	12/1/2016	11/30/2019	HONEYWELL INTERNATIONAL, INC.	Maintenance & Repair svcs for air condition sytems of Amercian Brewery Bldg	Contracts are monitored continuously through discussion with contractor and review of all invoices prior to payment	Y	S

Department of Business, Economic Development and Tourism
Active Contracts as of December 1, 2018

Table 14

<u>Prog ID</u>	<u>MOF</u>	<u>Amount</u>	<u>Frequency</u> (M/A/O)	<u>Max Value</u>	<u>Outstanding</u> <u>Balance</u>	<u>Date</u> <u>Executed</u>	<u>From</u>	<u>To</u>	<u>Entity</u>	<u>Contract Description</u>	<u>How Contract is</u> <u>Monitored</u>	<u>POS</u> <u>Y/N</u>	<u>E/L/P/C</u> <u>/G/S</u>
BED150	W	717	O	30,000	29,283	11/17/2016	12/1/2016	11/30/2019	HONEYWELL INTERNATIONAL, INC.	Maintenance & Repair svcs for air condition sytems of Amercian Brewery Bldg	Contracts are monitored continuously through discussion with contractor and review of all invoices prior to payment	Y	S
BED150	W	-	O	6,547	6,547	11/17/2016	12/1/2016	11/30/2019	HONEYWELL INTERNATIONAL, INC.	Maintenance & Repair svcs for air condition sytems of Amercian Brewery Bldg	Contracts are monitored continuously through discussion with contractor and review of all invoices prior to payment	Y	S
BED150	W	-	O	4,283	4,283	11/17/2016	12/1/2016	11/30/2019	HONEYWELL INTERNATIONAL, INC.	Maintenance & Repair svcs for air condition sytems of Amercian Brewery Bldg	Contracts are monitored continuously through discussion with contractor and review of all invoices prior to payment	Y	S
BED150	W	-	O	2,777	2,777	11/17/2016	12/1/2016	11/30/2019	HONEYWELL INTERNATIONAL, INC.	Maintenance & Repair svcs for air condition sytems of Amercian Brewery Bldg	Contracts are monitored continuously through discussion with contractor and review of all invoices prior to payment	Y	S

Department of Business, Economic Development and Tourism
Active Contracts as of December 1, 2018

Table 14

<u>Prog ID</u>	<u>MOF</u>	<u>Amount</u>	<u>Frequency</u> (M/A/O)	<u>Max Value</u>	<u>Outstanding</u> <u>Balance</u>	<u>Date</u> <u>Executed</u>	<u>From</u>	<u>To</u>	<u>Entity</u>	<u>Contract Description</u>	<u>How Contract is</u> <u>Monitored</u>	<u>POS</u> <u>Y/N</u>	<u>E/L/P/C</u> <u>/G/S</u>
BED150	W	-	O	1,237	1,237	11/17/2016	12/1/2016	11/30/2019	HONEYWELL INTERNATIONAL, INC.	Maintenance & Repair svcs for air condition sytems of Amercian Brewery Bldg	Contracts are monitored continuously through discussion with contractor and review of all invoices prior to payment	Y	S
BED150	W	-	O	1,346	1,346	11/17/2016	12/1/2016	11/30/2019	HONEYWELL INTERNATIONAL, INC.	Maintenance & Repair svcs for air condition sytems of Amercian Brewery Bldg	Contracts are monitored continuously through discussion with contractor and review of all invoices prior to payment	Y	S
BED150	W	-	O	30,000	30,000	11/17/2016	12/1/2016	11/30/2019	HONEYWELL INTERNATIONAL, INC.	Maintenance & Repair svcs for air condition sytems of Amercian Brewery Bldg	Contracts are monitored continuously through discussion with contractor and review of all invoices prior to payment	Y	S
BED150	C	22,562	O	66,300	43,738	2/8/2017	4/1/2017	3/31/2021	HO, RONALD N. S. & ASSOCIATES, INC.	Design Svcs for Kalaeloa Energy Corridor on Enterprise Ave	Contracts are monitored continuously through discussion with contractor and review of all invoices prior to payment	Y	S

Department of Business, Economic Development and Tourism
Active Contracts as of December 1, 2018

Table 14

<u>Prog ID</u>	<u>MOF</u>	<u>Amount</u>	<u>Frequency</u> (M/A/O)	<u>Max Value</u>	<u>Outstanding</u> <u>Balance</u>	<u>Date</u> <u>Executed</u>	<u>From</u>	<u>To</u>	<u>Entity</u>	<u>Contract Description</u>	<u>How Contract is</u> <u>Monitored</u>	<u>POS</u> <u>Y/N</u>	<u>E/L/P/C</u> <u>/G/S</u>
BED150	W	-	O	5,000	5,000	2/16/2017	3/2/2017	1/19/2019	OCEANIT LABORATORIES, INC.	Migrate the LAN and WiFi at American Brewery Bldg and Kalaeloa office at Kapolei	Contracts are monitored continuously through discussion with contractor and review of all invoices prior to payment	Y	S
BED150	W	5,750	O	13,800	8,050	2/16/2017	3/2/2017	1/19/2019	OCEANIT LABORATORIES, INC.	Migrate the LAN and WiFi at American Brewery Bldg and Kalaeloa office at Kapolei	Contracts are monitored continuously through discussion with contractor and review of all invoices prior to payment	Y	S
BED150	W	-	O	5,000	5,000	2/16/2017	3/2/2017	1/19/2019	OCEANIT LABORATORIES, INC.	Migrate the LAN and WiFi at American Brewery Bldg and Kalaeloa office at Kapolei	Contracts are monitored continuously through discussion with contractor and review of all invoices prior to payment	Y	S
BED150	W	30,207	M	50,000	19,793	3/7/2017	2/1/2017	1/31/2020	WAIKIKI HEALTH	Janitorial & Trash collection svcs for KWP, MGP, KBP and Kolowalu Prk	Contracts are monitored continuously through discussion with contractor and review of all invoices prior to payment	Y	S

Department of Business, Economic Development and Tourism
Active Contracts as of December 1, 2018

<u>Prog ID</u>	<u>MOF</u>	<u>Amount</u>	<u>Frequency</u> (M/A/O)	<u>Max Value</u>	<u>Outstanding</u> <u>Balance</u>	<u>Date</u> <u>Executed</u>	<u>From</u>	<u>To</u>	<u>Entity</u>	<u>Contract Description</u>	<u>How Contract is</u> <u>Monitored</u>	<u>POS</u> <u>Y/N</u>	<u>E/L/P/C</u> <u>/G/S</u>
BED150	W	2,866	M	3,821	955	3/7/2017	2/1/2017	1/31/2020	WAIKIKI HEALTH	Janitorial & Trash collection svcs for KWP, MGP, KBP and Kolowalu Prk	Contracts are monitored continuously through discussion with contractor and review of all invoices prior to payment	Y	S
BED150	W	76,736	M	102,314	25,579	3/7/2017	2/1/2017	1/31/2020	WAIKIKI HEALTH	Janitorial & Trash collection svcs for Kaka'ako Waterfront Park, Makai Gateway Park, Kewalo Basin Park and Kolowalu Park	Contracts are monitored continuously through discussion with contractor and review of all invoices prior to payment	Y	S
BED150	W	45,067	M	60,089	15,022	3/7/2017	2/1/2017	1/31/2020	WAIKIKI HEALTH	Janitorial & Trash collection svcs for Kaka'ako Waterfront Park, Makai Gateway Park, Kewalo Basin Park and Kolowalu Park	Contracts are monitored continuously through discussion with contractor and review of all invoices prior to payment	Y	S
BED150	W	6,623	M	50,000	43,377	3/7/2017	2/1/2017	1/31/2020	WAIKIKI HEALTH	Janitorial & Trash collection svcs for Kaka'ako Waterfront Park, Makai Gateway Park, Kewalo Basin Park and Kolowalu Park	Contracts are monitored continuously through discussion with contractor and review of all invoices prior to payment	Y	S

Department of Business, Economic Development and Tourism
Active Contracts as of December 1, 2018

<u>Prog ID</u>	<u>MOF</u>	<u>Amount</u>	<u>Frequency</u> (M/A/O)	<u>Max Value</u>	<u>Outstanding</u> <u>Balance</u>	<u>Date</u> <u>Executed</u>	<u>From</u>	<u>To</u>	<u>Entity</u>	<u>Contract Description</u>	<u>How Contract is</u> <u>Monitored</u>	<u>POS</u> <u>Y/N</u>	<u>E/L/P/C</u> <u>/G/S</u>
BED150	W	-	M	3,821	3,821	3/7/2017	2/1/2017	1/31/2020	WAIKIKI HEALTH	Janitorial & Trash collection svcs for Kaka'ako Waterfront Park, Makai Gateway Park, Kewalo Basin Park and Kolowalu Park	Contracts are monitored continuously through discussion with contractor and review of all invoices prior to payment	Y	S
BED150	W	-	M	102,314	102,314	3/7/2017	2/1/2017	1/31/2020	WAIKIKI HEALTH	Janitorial & Trash collection svcs for Kaka'ako Waterfront Park, Makai Gateway Park, Kewalo Basin Park and Kolowalu Park	Contracts are monitored continuously through discussion with contractor and review of all invoices prior to payment	Y	S
BED150	W	-	M	60,089	60,089	3/7/2017	2/1/2017	1/31/2020	WAIKIKI HEALTH	Janitorial & Trash collection svcs for Kaka'ako Waterfront Park, Makai Gateway Park, Kewalo Basin Park and Kolowalu Park	Contracts are monitored continuously through discussion with contractor and review of all invoices prior to payment	Y	S
BED150	W	-	M	50,000	50,000	3/7/2017	2/1/2017	1/31/2020	WAIKIKI HEALTH	Janitorial & Trash collection svcs for Kaka'ako Waterfront Park, Makai Gateway Park, Kewalo Basin Park and Kolowalu Park	Contracts are monitored continuously through discussion with contractor and review of all invoices prior to payment	Y	S

Department of Business, Economic Development and Tourism
Active Contracts as of December 1, 2018

<u>Prog ID</u>	<u>MOF</u>	<u>Amount</u>	<u>Frequency</u> (M/A/O)	<u>Max Value</u>	<u>Outstanding</u> <u>Balance</u>	<u>Date</u> <u>Executed</u>	<u>From</u>	<u>To</u>	<u>Entity</u>	<u>Contract Description</u>	<u>How Contract is</u> <u>Monitored</u>	<u>POS</u> <u>Y/N</u>	<u>E/L/P/C</u> <u>/G/S</u>
BED150	W	9,254	M	15,000	5,746	5/18/2017	6/1/2017	5/31/2020	WEST OAHU AGGREGATE CO., INC.	Refuse Collection svcs at Kaka'ako Waterfront Park, Kewalo Basin Park, Kewalo Basin Harbor and Ahui St	Contracts are monitored continuously through discussion with contractor and review of all invoices prior to payment	Y	S
BED150	W	7,615	M	15,231	7,615	5/18/2017	6/1/2017	5/31/2020	WEST OAHU AGGREGATE CO., INC.	Refuse Collection svcs at Kaka'ako Waterfront Park, Kewalo Basin Park, Kewalo Basin Harbor and Ahui St	Contracts are monitored continuously through discussion with contractor and review of all invoices prior to payment	Y	S
BED150	W	7,615	M	15,231	7,615	5/18/2017	6/1/2017	5/31/2020	WEST OAHU AGGREGATE CO., INC.	Refuse Collection svcs at Kaka'ako Waterfront Park, Kewalo Basin Park, Kewalo Basin Harbor and Ahui St	Contracts are monitored continuously through discussion with contractor and review of all invoices prior to payment	Y	S
BED150	W	7,615	M	15,231	7,615	5/18/2017	6/1/2017	5/31/2020	WEST OAHU AGGREGATE CO., INC.	Refuse Collection svcs at Kaka'ako Waterfront Park, Kewalo Basin Park, Kewalo Basin Harbor and Ahui St	Contracts are monitored continuously through discussion with contractor and review of all invoices prior to payment	Y	S

Department of Business, Economic Development and Tourism
Active Contracts as of December 1, 2018

Prog ID	MOF	Amount	Frequency	Max Value	Outstanding	Date	From	To	Entity	Contract Description	How Contract is	POS	E/L/P/C
			(M/A/O)		Balance	Executed					Monitored	Y/N	/G/S
BED150	W	1,170	M	2,340	1,170	5/18/2017	6/1/2017	5/31/2020	WEST OAHU AGGREGATE CO., INC.	Refuse Collection svcs at Kaka'ako Waterfront Park, Kewalo Basin Park, Kewalo Basin Harbor and Ahui St	Contracts are monitored continuously through discussion with contractor and review of all invoices prior to payment	Y	S
BED150	W	-	M	15,000	15,000	5/18/2017	6/1/2017	5/31/2020	WEST OAHU AGGREGATE CO., INC.	Refuse Collection svcs at Kaka'ako Waterfront Park, Kewalo Basin Park, Kewalo Basin Harbor and Ahui St	Contracts are monitored continuously through discussion with contractor and review of all invoices prior to payment	Y	S
BED150	W	-	M	15,231	15,231	5/18/2017	6/1/2017	5/31/2020	WEST OAHU AGGREGATE CO., INC.	Refuse Collection svcs at Kaka'ako Waterfront Park, Kewalo Basin Park, Kewalo Basin Harbor and Ahui St	Contracts are monitored continuously through discussion with contractor and review of all invoices prior to payment	Y	S
BED150	W	-	M	15,231	15,231	5/18/2017	6/1/2017	5/31/2020	WEST OAHU AGGREGATE CO., INC.	Refuse Collection svcs at Kaka'ako Waterfront Park, Kewalo Basin Park, Kewalo Basin Harbor and Ahui St	Contracts are monitored continuously through discussion with contractor and review of all invoices prior to payment	Y	S

Department of Business, Economic Development and Tourism
Active Contracts as of December 1, 2018

<u>Prog ID</u>	<u>MOF</u>	<u>Amount</u>	<u>Frequency</u> (M/A/O)	<u>Max Value</u>	<u>Outstanding</u> <u>Balance</u>	<u>Date</u> <u>Executed</u>	<u>From</u>	<u>To</u>	<u>Entity</u>	<u>Contract Description</u>	<u>How Contract is</u> <u>Monitored</u>	<u>POS</u> <u>Y/N</u>	<u>E/L/P/C</u> <u>/G/S</u>
BED150	W	-	M	15,231	15,231	5/18/2017	6/1/2017	5/31/2020	WEST OAHU AGGREGATE CO., INC.	Refuse Collection svcs at Kaka'ako Waterfront Park, Kewalo Basin Park, Kewalo Basin Harbor and Ahui St	Contracts are monitored continuously through discussion with contractor and review of all invoices prior to payment	Y	S
BED150	W	-	M	2,340	2,340	5/18/2017	6/1/2017	5/31/2020	WEST OAHU AGGREGATE CO., INC.	Refuse Collection svcs at Kaka'ako Waterfront Park, Kewalo Basin Park, Kewalo Basin Harbor and Ahui St	Contracts are monitored continuously through discussion with contractor and review of all invoices prior to payment	Y	S
BED150	W	-	M	15,000	15,000	5/18/2017	6/1/2017	5/31/2020	WEST OAHU AGGREGATE CO., INC.	Refuse Collection svcs at Kaka'ako Waterfront Park, Kewalo Basin Park, Kewalo Basin Harbor and Ahui St	Contracts are monitored continuously through discussion with contractor and review of all invoices prior to payment	Y	S
BED150	W	22,778	O	160,000	137,222	6/20/2017	7/3/2017	7/3/2018	AECOM TECHNICAL SERVICES, INC.	Prof svcs for compliance w/ NPDES Permit Requirements in Kaka'ako and Kewalo Basin Harbor	Contracts are monitored continuously through discussion with contractor and review of all invoices prior to payment	Y	S

Department of Business, Economic Development and Tourism
Active Contracts as of December 1, 2018

Table 14

<u>Prog ID</u>	<u>MOF</u>	<u>Amount</u>	<u>Frequency</u> (M/A/O)	<u>Max Value</u>	<u>Outstanding</u> <u>Balance</u>	<u>Date</u> <u>Executed</u>	<u>From</u>	<u>To</u>	<u>Entity</u>	<u>Contract Description</u>	<u>How Contract is</u> <u>Monitored</u>	<u>POS</u> <u>Y/N</u>	<u>E/L/P/C</u> <u>/G/S</u>
BED150	C	76,000	O	80,000	4,000	8/28/2017	9/12/2017	9/12/2019	FERRARO CHOI & ASSOCIATES, LTD.	Prof svcs for 2 remaining structures at Historic Ala Moana Pump Station	Contracts are monitored continuously through discussion with contractor and review of all invoices prior to payment	Y	S
BED150	C	53,355	O	120,000	66,645	8/28/2017	9/12/2017	9/12/2019	FERRARO CHOI & ASSOCIATES, LTD.	Prof svcs for 2 remaining structures at Historic Ala Moana Pump Station	Contracts are monitored continuously through discussion with contractor and review of all invoices prior to payment	Y	S
BED150	W	115,500	O	150,000	34,500	9/19/2017	9/20/2017	9/25/2018	TOWNSCAPE, INC.	Prof svcs for Heeia Community Development District Plan & Rules	Contracts are monitored continuously through discussion with contractor and review of all invoices prior to payment	Y	S
BED150	W	70	M	1,930	1,860	11/3/2017	11/8/2017	11/7/2020	DOONWOOD ENGINEERING, INC.	Maintenance, Repair, Testing svcs of Sewage Pump & Backflow Preventer Systems at Kaka'ako Waterfront Park, Kewalo Basin Park, Makai Gateway Park	Contracts are monitored continuously through discussion with contractor and review of all invoices prior to payment	Y	S

Department of Business, Economic Development and Tourism
Active Contracts as of December 1, 2018

Table 14

<u>Prog ID</u>	<u>MOF</u>	<u>Amount</u>	<u>Frequency</u> (M/A/O)	<u>Max Value</u>	<u>Outstanding</u> <u>Balance</u>	<u>Date</u> <u>Executed</u>	<u>From</u>	<u>To</u>	<u>Entity</u>	<u>Contract Description</u>	<u>How Contract is</u> <u>Monitored</u>	<u>POS</u> <u>Y/N</u>	<u>E/L/P/C</u> <u>/G/S</u>
BED150	W	1,875	M	3,750	1,875	11/3/2017	11/8/2017	11/7/2020	DOONWOOD ENGINEERING, INC.	Maintenance, Repair, Testing svcs of Sewage Pump & Backflow Preventer Systems at Kaka'ako Waterfront Park, Kewalo Basin Park, Makai Gateway Park	Contracts are monitored continuously through discussion with contractor and review of all invoices prior to payment	Y	S
BED150	W	25,835	M	30,000	4,165	11/3/2017	11/8/2017	11/7/2020	DOONWOOD ENGINEERING, INC.	Maintenance, Repair, Testing svcs of Sewage Pump & Backflow Preventer Systems at Kaka'ako Waterfront Park, Kewalo Basin Park, Makai Gateway Park	Contracts are monitored continuously through discussion with contractor and review of all invoices prior to payment	Y	S
BED150	W	-	M	3,250	3,250	11/3/2017	11/8/2017	11/7/2020	DOONWOOD ENGINEERING, INC.	Maintenance, Repair, Testing svcs of Sewage Pump & Backflow Preventer Systems at Kaka'ako Waterfront Park, Kewalo Basin Park, Makai Gateway Park	Contracts are monitored continuously through discussion with contractor and review of all invoices prior to payment	Y	S
BED150	W	-	M	1,930	1,930	11/3/2017	11/8/2017	11/7/2020	DOONWOOD ENGINEERING, INC.	Maintenance, Repair, Testing svcs of Sewage Pump & Backflow Preventer Systems at Kaka'ako Waterfront Park, Kewalo Basin Park, Makai Gateway Park	Contracts are monitored continuously through discussion with contractor and review of all invoices prior to payment	Y	S

Department of Business, Economic Development and Tourism
Active Contracts as of December 1, 2018

Prog ID	MOF	Amount	Frequency	Max Value	Outstanding	Date	From	To	Entity	Contract Description	How Contract is	POS	E/L/P/C
			(M/A/O)		Balance	Executed					Monitored	Y/N	/G/S
BED150	W	-	M	3,750	3,750	11/3/2017	11/8/2017	11/7/2020	DOONWOOD ENGINEERING, INC.	Maintenance, Repair, Testing svcs of Sewage Pump & Backflow Preventer Systems at Kaka'ako Waterfront Park, Kewalo Basin Park, Makai Gateway Park	Contracts are monitored continuously through discussion with contractor and review of all invoices prior to payment	Y	S
BED150	W	-	M	30,000	30,000	11/3/2017	11/8/2017	11/7/2020	DOONWOOD ENGINEERING, INC.	Maintenance, Repair, Testing svcs of Sewage Pump & Backflow Preventer Systems at Kaka'ako Waterfront Park, Kewalo Basin Park, Makai Gateway Park	Contracts are monitored continuously through discussion with contractor and review of all invoices prior to payment	Y	S
BED150	W	-	M	3,250	3,250	11/3/2017	11/8/2017	11/7/2020	DOONWOOD ENGINEERING, INC.	Maintenance, Repair, Testing svcs of Sewage Pump & Backflow Preventer Systems at Kaka'ako Waterfront Park, Kewalo Basin Park, Makai Gateway Park	Contracts are monitored continuously through discussion with contractor and review of all invoices prior to payment	Y	S
BED150	W	-	M	1,930	1,930	11/3/2017	11/8/2017	11/7/2020	DOONWOOD ENGINEERING, INC.	Maintenance, Repair, Testing svcs of Sewage Pump & Backflow Preventer Systems at Kaka'ako Waterfront Park, Kewalo Basin Park, Makai Gateway Park	Contracts are monitored continuously through discussion with contractor and review of all invoices prior to payment	Y	S

Department of Business, Economic Development and Tourism
Active Contracts as of December 1, 2018

Table 14

Prog ID	MOF	Amount	Frequency	Max Value	Outstanding	Date	From	To	Entity	Contract Description	How Contract is	POS	E/L/P/C
			(M/A/O)		Balance	Executed					Monitored	Y/N	/G/S
BED150	W	-	M	3,750	3,750	11/3/2017	11/8/2017	11/7/2020	DOONWOOD ENGINEERING, INC.	Maintenance, Repair, Testing svcs of Sewage Pump & Backflow Preventer Systems at Kaka'ako Waterfront Park, Kewalo Basin Park, Makai Gateway Park	Contracts are monitored continuously through discussion with contractor and review of all invoices prior to payment	Y	S
BED150	W	-	M	30,000	30,000	11/3/2017	11/8/2017	11/7/2020	DOONWOOD ENGINEERING, INC.	Maintenance, Repair, Testing svcs of Sewage Pump & Backflow Preventer Systems at Kaka'ako Waterfront Park, Kewalo Basin Park, Makai Gateway Park	Contracts are monitored continuously through discussion with contractor and review of all invoices prior to payment	Y	S
BED150	W	294,691	M	321,481	26,790	11/30/2017	11/30/2017	11/30/2018	MYDATT SERVICES, INC.	Security and Social Outreach svcs at HCDA Public Parks	Contracts are monitored continuously through discussion with contractor and review of all invoices prior to payment	Y	S
BED150	W	-	M	10,000	10,000	11/30/2017	11/30/2017	11/30/2018	MYDATT SERVICES, INC.	Security and Social Outreach svcs at HCDA Public Parks	Contracts are monitored continuously through discussion with contractor and review of all invoices prior to payment	Y	S

Department of Business, Economic Development and Tourism
Active Contracts as of December 1, 2018

<u>Prog ID</u>	<u>MOF</u>	<u>Amount</u>	<u>Frequency</u> (M/A/O)	<u>Max Value</u>	<u>Outstanding</u> <u>Balance</u>	<u>Date</u> <u>Executed</u>	<u>From</u>	<u>To</u>	<u>Entity</u>	<u>Contract Description</u>	<u>How Contract is</u> <u>Monitored</u>	<u>POS</u> <u>Y/N</u>	<u>E/L/P/C</u> <u>/G/S</u>
BED150	W	-	M	325,781	325,781	11/30/2017	11/30/2017	11/30/2018	MYDATT SERVICES, INC.	Security and Social Outreach svcs at HCDA Public Parks	Contracts are monitored continuously through discussion with contractor and review of all invoices prior to payment	Y	S
BED150	W	-	M	10,000	10,000	11/30/2017	11/30/2017	11/30/2018	MYDATT SERVICES, INC.	Security and Social Outreach svcs at HCDA Public Parks	Contracts are monitored continuously through discussion with contractor and review of all invoices prior to payment	Y	S
BED150	W	-	M	325,781	325,781	11/30/2017	11/30/2017	11/30/2018	MYDATT SERVICES, INC.	Security and Social Outreach svcs at HCDA Public Parks	Contracts are monitored continuously through discussion with contractor and review of all invoices prior to payment	Y	S
BED150	W	-	M	10,000	10,000	11/30/2017	11/30/2017	11/30/2018	MYDATT SERVICES, INC.	Security and Social Outreach svcs at HCDA Public Parks	Contracts are monitored continuously through discussion with contractor and review of all invoices prior to payment	Y	S

Department of Business, Economic Development and Tourism
Active Contracts as of December 1, 2018

<u>Prog ID</u>	<u>MOF</u>	<u>Amount</u>	<u>Frequency</u> (M/A/O)	<u>Max Value</u>	<u>Outstanding</u> <u>Balance</u>	<u>Date</u> <u>Executed</u>	<u>From</u>	<u>To</u>	<u>Entity</u>	<u>Contract Description</u>	<u>How Contract is</u> <u>Monitored</u>	<u>POS</u> <u>Y/N</u>	<u>E/L/P/C</u> <u>/G/S</u>
BED150	W	18,889	O	19,667	778	3/23/2018	2/23/2018	No expiration	ASHFORD & WRISTON, LLP	Provide Hearings Officer for Appeal and Contested Case Hearing	Contracts are monitored continuously through discussion with contractor and review of all invoices prior to payment	Y	S
BED150	W	27,398	M	46,968	19,570	3/27/2018	4/3/2018	4/2/2021	FEDERAL MAINTENANCE HAWAII, INC.	Janitorial svcs for American Brewery Bldg	Contracts are monitored continuously through discussion with contractor and review of all invoices prior to payment	Y	S
BED150	W	1,992	M	3,983	1,992	3/27/2018	4/3/2018	4/2/2021	FEDERAL MAINTENANCE HAWAII, INC.	Janitorial svcs for American Brewery Bldg	Contracts are monitored continuously through discussion with contractor and review of all invoices prior to payment	Y	S
BED150	W	-	M	10,000	10,000	3/27/2018	4/3/2018	4/2/2021	FEDERAL MAINTENANCE HAWAII, INC.	Janitorial svcs for American Brewery Bldg	Contracts are monitored continuously through discussion with contractor and review of all invoices prior to payment	Y	S

Department of Business, Economic Development and Tourism
Active Contracts as of December 1, 2018

Prog ID	MOF	Amount	Frequency	Max Value	Outstanding	Date	From	To	Entity	Contract Description	How Contract is	POS	E/L/P/C
			(M/A/O)		Balance	Executed					Monitored	Y/N	/G/S
BED150	W	-	M	46,968	46,968	3/27/2018	4/3/2018	4/2/2021	FEDERAL MAINTENANCE HAWAII, INC.	Janitorial svcs for American Brewery Bldg	Contracts are monitored continuously through discussion with contractor and review of all invoices prior to payment	Y	S
BED150	W	-	M	3,983	3,983	3/27/2018	4/3/2018	4/2/2021	FEDERAL MAINTENANCE HAWAII, INC.	Janitorial svcs for American Brewery Bldg	Contracts are monitored continuously through discussion with contractor and review of all invoices prior to payment	Y	S
BED150	W	-	M	648	648	3/27/2018	4/3/2018	4/2/2021	FEDERAL MAINTENANCE HAWAII, INC.	Janitorial svcs for American Brewery Bldg	Contracts are monitored continuously through discussion with contractor and review of all invoices prior to payment	Y	S
BED150	W	-	M	10,000	10,000	3/27/2018	4/3/2018	4/2/2021	FEDERAL MAINTENANCE HAWAII, INC.	Janitorial svcs for American Brewery Bldg	Contracts are monitored continuously through discussion with contractor and review of all invoices prior to payment	Y	S

Department of Business, Economic Development and Tourism
Active Contracts as of December 1, 2018

Prog ID	MOF	Amount	Frequency	Max Value	Outstanding	Date	From	To	Entity	Contract Description	How Contract is	POS	E/L/P/C
			(M/A/O)		Balance	Executed					Monitored	Y/N	/G/S
BED150	W	-	M	46,968	46,968	3/27/2018	4/3/2018	4/2/2021	FEDERAL MAINTENANCE HAWAII, INC.	Janitorial svcs for American Brewery Bldg	Contracts are monitored continuously through discussion with contractor and review of all invoices prior to payment	Y	S
BED150	W	-	M	3,983	3,983	3/27/2018	4/3/2018	4/2/2021	FEDERAL MAINTENANCE HAWAII, INC.	Janitorial svcs for American Brewery Bldg	Contracts are monitored continuously through discussion with contractor and review of all invoices prior to payment	Y	S
BED150	W	-	M	648	648	3/27/2018	4/3/2018	4/2/2021	FEDERAL MAINTENANCE HAWAII, INC.	Janitorial svcs for American Brewery Bldg	Contracts are monitored continuously through discussion with contractor and review of all invoices prior to payment	Y	S
BED150	W	-	M	10,000	10,000	3/27/2018	4/3/2018	4/2/2021	FEDERAL MAINTENANCE HAWAII, INC.	Janitorial svcs for American Brewery Bldg	Contracts are monitored continuously through discussion with contractor and review of all invoices prior to payment	Y	S

Department of Business, Economic Development and Tourism
Active Contracts as of December 1, 2018

Prog ID	MOF	Amount	Frequency	Max Value	Outstanding	Date	From	To	Entity	Contract Description	How Contract is	POS	E/L/P/C
			(M/A/O)		Balance	Executed					Monitored	Y/N	/G/S
BED150	W	-	M	421,728	421,728	4/11/2018	4/24/2018	4/23/2019	GUERNSEY, C.H. & COMPANY	Prof svcs to prepare Technical and Financial Studies for Kalaeloa Safe and Reliable Energy Infrastructure	Contracts are monitored continuously through discussion with contractor and review of all invoices prior to payment	Y	S
BED150	W	103,833	M	198,836	95,003	5/2/2018	6/4/2018	12/3/2018	AUSTIN, TSUTSUMI & ASSOC., INC.	Prof svcs to survey Metes and Bounds and Right of Ways in Kalaeloa Community Development District	Contracts are monitored continuously through discussion with contractor and review of all invoices prior to payment	Y	S
BED150	W	654	M	2,616	1,962	7/23/2018	8/1/2018	7/31/2021	ELEVATOR SERVICES, LLC	Repair & Maintenance svcs for American Brewery Bldg	Contracts are monitored continuously through discussion with contractor and review of all invoices prior to payment	Y	S
BED150	W	-	M	10,000	10,000	7/23/2018	8/1/2018	7/31/2021	ELEVATOR SERVICES, LLC	Repair & Maintenance svcs for American Brewery Bldg	Contracts are monitored continuously through discussion with contractor and review of all invoices prior to payment	Y	S

Department of Business, Economic Development and Tourism
Active Contracts as of December 1, 2018

Table 14

<u>Prog ID</u>	<u>MOF</u>	<u>Amount</u>	<u>Frequency</u> (M/A/O)	<u>Max Value</u>	<u>Outstanding</u> <u>Balance</u>	<u>Date</u> <u>Executed</u>	<u>From</u>	<u>To</u>	<u>Entity</u>	<u>Contract Description</u>	<u>How Contract is</u> <u>Monitored</u>	<u>POS</u> <u>Y/N</u>	<u>E/L/P/C</u> <u>/G/S</u>
BED150	W	-	M	2,616	2,616	7/23/2018	8/1/2019	7/31/2021	ELEVATOR SERVICES, LLC	Repair & Maintenance svcs for American Brewery Bldg	Contracts are monitored continuously through discussion with contractor and review of all invoices prior to payment	Y	S
BED150	W	-	M	10,000	10,000	7/23/2018	8/1/2019	7/31/2021	ELEVATOR SERVICES, LLC	Repair & Maintenance svcs for American Brewery Bldg	Contracts are monitored continuously through discussion with contractor and review of all invoices prior to payment	Y	S
BED150	W	-	M	2,616	2,616	7/23/2018	8/1/2020	7/31/2021	ELEVATOR SERVICES, LLC	Repair & Maintenance svcs for American Brewery Bldg	Contracts are monitored continuously through discussion with contractor and review of all invoices prior to payment	Y	S
BED150	W	-	M	10,000	10,000	7/23/2018	8/1/2020	7/31/2021	ELEVATOR SERVICES, LLC	Repair & Maintenance svcs for American Brewery Bldg	Contracts are monitored continuously through discussion with contractor and review of all invoices prior to payment	Y	S

Department of Business, Economic Development and Tourism
Active Contracts as of December 1, 2018

<u>Prog ID</u>	<u>MOF</u>	<u>Amount</u>	<u>Frequency</u> (M/A/O)	<u>Max Value</u>	<u>Outstanding</u> <u>Balance</u>	<u>Date</u> <u>Executed</u>	<u>From</u>	<u>To</u>	<u>Entity</u>	<u>Contract Description</u>	<u>How Contract is</u> <u>Monitored</u>	<u>POS</u> <u>Y/N</u>	<u>E/L/P/C</u> <u>/G/S</u>
BED150	W	-	M	5,232	5,232	7/23/2018	pending	pending	ELEVATOR SERVICES, LLC	Repair & Maintenance svcs for Kauhale Kaka'ako Parking Garage	Contracts are monitored continuously through discussion with contractor and review of all invoices prior to payment	Y	S
BED150	W	-	M	10,000	10,000	7/23/2018	pending	pending	ELEVATOR SERVICES, LLC	Repair & Maintenance svcs for Kauhale Kaka'ako Parking Garage	Contracts are monitored continuously through discussion with contractor and review of all invoices prior to payment	Y	S
BED150	W	-	M	5,232	5,232	7/23/2018	pending	pending	ELEVATOR SERVICES, LLC	Repair & Maintenance svcs for Kauhale Kaka'ako Parking Garage	Contracts are monitored continuously through discussion with contractor and review of all invoices prior to payment	Y	S
BED150	W	-	M	10,000	10,000	7/23/2018	pending	pending	ELEVATOR SERVICES, LLC	Repair & Maintenance svcs for Kauhale Kaka'ako Parking Garage	Contracts are monitored continuously through discussion with contractor and review of all invoices prior to payment	Y	S

Department of Business, Economic Development and Tourism
Active Contracts as of December 1, 2018

Table 14

<u>Prog ID</u>	<u>MOF</u>	<u>Amount</u>	<u>Frequency</u> (M/A/O)	<u>Max Value</u>	<u>Outstanding</u> <u>Balance</u>	<u>Date</u> <u>Executed</u>	<u>From</u>	<u>To</u>	<u>Entity</u>	<u>Contract Description</u>	<u>How Contract is</u> <u>Monitored</u>	<u>POS</u> <u>Y/N</u>	<u>E/L/P/C</u> <u>/G/S</u>
BED150	W	-	M	5,232	5,232	7/23/2018	pending	pending	ELEVATOR SERVICES, LLC	Repair & Maintenance svcs for Kauhale Kaka'ako Parking Garage	Contracts are monitored continuously through discussion with contractor and review of all invoices prior to payment	Y	S
BED150	W	-	M	10,000	10,000	7/23/2018	pending	pending	ELEVATOR SERVICES, LLC	Repair & Maintenance svcs for Kauhale Kaka'ako Parking Garage	Contracts are monitored continuously through discussion with contractor and review of all invoices prior to payment	Y	S
BED150	C	-	O	1,177,100	1,177,100	8/14/2018	pending	pending	INOUYE, RALPH S. CO., LTD.	Construction svcs to renovate Historic Ala Moana Pump Station Screen House & 1940 Pump Station	Contracts are monitored continuously through discussion with contractor and review of all invoices prior to payment	N	C - Constructi on
BED150	W	2,526	O	89,439	86,914	8/14/2018	9/24/2018	9/24/2019	WILSON OKAMOTO CORPORATION	Environmental Assessment and Special Management Area svcs for Transpacific Broadband Cable Landing site in Kaka'ako Makai within Kaka'ako Community Development District	Contracts are monitored continuously through discussion with contractor and review of all invoices prior to payment	Y	S

Department of Business, Economic Development and Tourism
Active Contracts as of December 1, 2018

<u>Prog ID</u>	<u>MOF</u>	<u>Amount</u>	<u>Frequency</u> (M/A/O)	<u>Max Value</u>	<u>Outstanding</u> <u>Balance</u>	<u>Date</u> <u>Executed</u>	<u>From</u>	<u>To</u>	<u>Entity</u>	<u>Contract Description</u>	<u>How Contract is</u> <u>Monitored</u>	<u>POS</u> <u>Y/N</u>	<u>E/L/P/C</u> <u>/G/S</u>
BED150	C	-	O	283,200	283,200	10/16/2018	pending	pending	PAUL'S ELECTRICAL CONTRACTING, LLC	Design & Construction of Kalaeloa Energy Corridor on Enterprise Ave, Phase 2	Contracts are monitored continuously through discussion with contractor and review of all invoices prior to payment	N	C - Construction
BED150	C	-	O	2,500,000	2,500,000	10/16/2018	pending	pending	PAUL'S ELECTRICAL CONTRACTING, LLC	Design & Construction of Kalaeloa Energy Corridor on Enterprise Ave, Phase 2	Contracts are monitored continuously through discussion with contractor and review of all invoices prior to payment	N	C - Construction
BED150	C	-	O	500,000	500,000	10/16/2018	pending	pending	PAUL'S ELECTRICAL CONTRACTING, LLC	Design & Construction of Kalaeloa Energy Corridor on Enterprise Ave, Phase 2	Contracts are monitored continuously through discussion with contractor and review of all invoices prior to payment	N	C - Construction
BED150	C	-	O	1,349,570	1,349,570	10/16/2018	pending	pending	PAUL'S ELECTRICAL CONTRACTING, LLC	Design & Construction of Kalaeloa Energy Corridor on Enterprise Ave, Phase 2	Contracts are monitored continuously through discussion with contractor and review of all invoices prior to payment	N	C - Construction

Department of Business, Economic Development and Tourism
Active Contracts as of December 1, 2018

Table 14

Prog ID	MOF	Amount	Frequency	Max Value	Outstanding	Date	From	To	Entity	Contract Description	How Contract is	POS	E/L/P/C
			(M/A/O)		Balance	Executed					Monitored	Y/N	/G/S
BED150	W	-	O	100,000	100,000	11/9/2018	11/19/2018	11/19/2019	TETRA TECH, INC.	Soil Stockpile Characterization svcs for Kalaeloa Heritage and Legacy Foundation Park	Contracts are monitored continuously through discussion with contractor and review of all invoices prior to payment	Y	S
BED160	W	251,026	O	269,300	18,274	7/15/2011	7/1/2012	6/30/2014	DOONWOOD ENGINEERING, INC.	WAIHAOLE VALLEY WATER SYSTEM OPERATIONS & MAINTENANCE	Staff oversees actual work; disbursements are monitored by Fiscal Office.	Y	S
BED160	W	265,352	O	281,200	15,848	7/15/2011	6/4/2014	6/30/2016	DOONWOOD ENGINEERING, INC.	WAIHAOLE VALLEY WATER SYSTEM OPERATIONS & MAINTENANCE	Staff oversees actual work; disbursements are monitored by Fiscal Office.	Y	S
BED160	W	108,042	O	116,000	7,958	9/10/2013	12/1/2015	9/5/2017	GRAY, HONG, NOJIMA &	PREPARE ACTION PLANS AND MEMORANDUM OF AGREEMENTS FOR SEWER, DRAINAGE AND ROADWAY INFRASTRUCTURE DEDICATION	Staff oversees actual work; disbursements are monitored by Fiscal Office.	Y	S
BED160	W	12,166	O	75,000	62,834	9/20/2013	9/20/2013	9/30/2015	BELT COLLINS HAWAII LLC	FOLLOWUP COMMUNITY PLANNING & ENGINEERING WORK AS NEEDED, AS APPROVED BY	Staff oversees actual work; disbursements are monitored by Fiscal Office.	Y	S
BED160	W	53,754	O	78,240	24,486	2/19/2014	2/14/2014	2/29/2016	H.T.M. CONTRACTORS, INC.	STREET SWEEPING SVCS ALONG DESIGNATED ROADWAYS AT THE VILLAGES OF KAPOLEI	Staff oversees actual work; disbursements are monitored by Fiscal Office.	Y	S

Department of Business, Economic Development and Tourism
Active Contracts as of December 1, 2018

Table 14

Prog ID	MOF	Amount	Frequency	Max Value	Outstanding	Date	From	To	Entity	Contract Description	How Contract is	POS	E/L/P/C
			(M/A/O)		Balance	Executed					Monitored	Y/N	/G/S
BED160	W	152,724	O	189,040	36,316	6/25/2014	6/23/2016	6/24/2018	WASA ELECTRICAL SERVICES, INC.	REPAIR & MAINTENANCE OF STREET LIGHTS & ELECTRICAL AT THE VILLAGES OF KAPOLEI	Staff oversees actual work; disbursements are monitored by Fiscal Office.	Y	S
BED160	W	-	O	100,000	100,000	6/25/2014	7/26/2017	6/19/2018	WASA ELECTRICAL SERVICES, INC.	REPAIR & MAINTENANCE OF STREET LIGHTS & ELECTRICAL AT THE VILLAGES OF KAPOLEI	Staff oversees actual work; disbursements are monitored by Fiscal Office.	Y	S
BED160	W	164,395	O	173,219	8,824	5/6/2015	5/6/2015	10/28/2015	CARDNO GS, INC.	Landscape maintenance to involve mowing, weeding, fertilizing, tree trimming, removal & disposal of debris, trash and cuttings, and shall also include maintenance and repair if irrigation system in Villages of Kapolei.	Staff oversees actual work; disbursements are monitored by Fiscal Office.	Y	S
BED160	W	544,155	O	578,000	33,845	3/10/2015	4/1/2015	3/31/2017	ISLAND LANDSCAPING AND	Landscape maintenance to involve mowing, weeding, fertilizing, tree trimming, removal & disposal of debris, trash and cuttings, and shall also include maintenance and repair if irrigation system in Villages of Kapolei.	Staff oversees actual work; disbursements are monitored by Fiscal Office.	Y	S
BED160	W	102,300	O	105,000	2,700	8/26/2015	8/27/2015	3/31/2017	ISLAND LANDSCAPING AND	Landscape maintenance to involve mowing, weeding, fertilizing, tree trimming, removal & disposal of debris, trash and cuttings, and shall also include maintenance and repair if irrigation system in Villages of Kapolei.	Staff oversees actual work; disbursements are monitored by Fiscal Office.	Y	S

Department of Business, Economic Development and Tourism
Active Contracts as of December 1, 2018

Table 14

<u>Prog ID</u>	<u>MOF</u>	<u>Amount</u>	<u>Frequency</u> (M/A/O)	<u>Max Value</u>	<u>Outstanding</u> <u>Balance</u>	<u>Date</u> <u>Executed</u>	<u>From</u>	<u>To</u>	<u>Entity</u>	<u>Contract Description</u>	<u>How Contract is</u> <u>Monitored</u>	<u>POS</u> <u>Y/N</u>	<u>E/L/P/C</u> <u>/G/S</u>
BED160	W	111,639	O	115,000	3,361	3/14/2016	3/14/2016	3/30/2017	ISLAND LANDSCAPING AND	Landscape maintenance to involve mowing, weeding, fertilizing, tree trimming, removal & disposal of debris, trash and cuttings, and shall also include maintenance and repair if irrigation system in Villages of Kapolei.	Staff oversees actual work; disbursements are monitored by Fiscal Office.	Y	S
BED160	W	435,238	O	589,140	153,902	4/2/2015	4/1/2015	3/31/2019	ISLAND LANDSCAPING AND	Landscape maintenance to involve mowing, weeding, fertilizing, tree trimming, removal & disposal of debris, trash and cuttings, and shall also include maintenance and repair if irrigation system in Villages of Kapolei.	Staff oversees actual work; disbursements are monitored by Fiscal Office.	Y	S
BED160	W	-	O	200,000	200,000	2/1/2017	2/1/2017	3/31/2019	ISLAND LANDSCAPING AND	Landscape maintenance to involve mowing, weeding, fertilizing, tree trimming, removal & disposal of debris, trash and cuttings, and shall also include maintenance and repair if irrigation system in Villages of Kapolei.	Staff oversees actual work; disbursements are monitored by Fiscal Office.	Y	S
BED160	W	40,300	O	228,440	188,140	3/28/2016	4/23/2015	4/22/2016	ECONOMIC & PLANNING SYSTEMS,	Contract for real estate consulting services to assist HHFDC in the procurement of a private developer for the Villages of Kapolei Northwest Corner.	Staff oversees actual work; disbursements are monitored by Fiscal Office.	Y	S
BED160	W	419,732	O	517,360	97,628	4/20/2015	5/13/2015	11/9/2015	UNDERGROUND SERVICES, INC.	PROVIDE CCTV INSPECTION OF SEWER AND DRAINAGE SYSTEMS IN THE VILLAGES OF KAPOLEI.	Staff oversees actual work; disbursements are monitored by Fiscal Office.	Y	S

Department of Business, Economic Development and Tourism
Active Contracts as of December 1, 2018

Table 14

Prog ID	MOF	Amount	Frequency	Max Value	Outstanding	Date	From	To	Entity	Contract Description	How Contract is	POS	E/L/P/C
			(M/A/O)		Balance	Executed					Monitored	Y/N	/G/S
BED160	W	58,000	O	232,000	174,000	4/23/2018	4/23/2018	6/30/2019	SPECTRUM SEMINARS, INC.	Compliance Monitoring Services for the three (3) year contract period with extended term of up to three (3) additional 12-month periods.	Staff oversees actual work; disbursements are monitored by Fiscal Office.	Y	S
BED160	W	14,541	O	30,000	15,459	6/21/2017	7/1/2017	6/30/2018	DURRETT LANG, LLLP	Legal services in connection with, and in support of, HHFDC's real property portfolio and corresponding property management operations.	Staff oversees actual work; disbursements are monitored by Fiscal Office.	Y	S
BED160	W	-	O	70,000	70,000	6/1/2018	7/1/2018	6/30/2019	DURRETT LANG, LLLP	Legal services in connection with, and in support of, HHFDC's real property portfolio and corresponding property management operations.	Staff oversees actual work; disbursements are monitored by Fiscal Office.	Y	S
BED160	W	11,798	O	331,670	319,872	6/21/2016	7/1/2016	6/30/2018	DOONWOOD ENGINEERING, INC.	PROVIDE SVCS FOR OPERATION & MAINTENANCE OF THE POTABLE WATER SYSTEM AT	Staff oversees actual work; disbursements are monitored by Fiscal Office.	Y	S
BED160	W	176,796	O	188,951	12,155	6/28/2016	7/8/2016	7/7/2020	PURAL WATER SPECIALTY CO.,	Operation & maintenance of the Villages of Kapolei (VOK) Non Potable Water System for landscape irrigation uses.	Staff oversees actual work; disbursements are monitored by Fiscal Office.	Y	S
BED160	W	-	O	192,994	192,994	3/13/2018	3/13/2018	7/7/2020	PURAL WATER SPECIALTY CO.,	Operation & maintenance of the Villages of Kapolei (VOK) Non Potable Water System for landscape irrigation uses.	Staff oversees actual work; disbursements are monitored by Fiscal Office.	Y	S
BED160	W	127,840	O	177,840	50,000	7/8/2016	8/16/2016	12/12/2016	MOCON CORPORATION	12/13/2016 TO PERFORM REPAIR OF SEWER PIPES AT KAMAAHA LOOP.	Staff oversees actual work; disbursements are monitored by Fiscal Office.	Y	S

Department of Business, Economic Development and Tourism
Active Contracts as of December 1, 2018

Table 14

Prog ID	MOF	Amount	Frequency	Max Value	Outstanding	Date	From	To	Entity	Contract Description	How Contract is	POS	E/L/P/C
			(M/A/O)		Balance	Executed					Monitored	Y/N	/G/S
BED160	W	63,825	O	93,219	29,394	6/14/2016	6/16/2016	6/15/2018	JONIQUE & CO, LLC	Provide street sweeping services for the Villages of Kapolei.	Staff oversees actual work; disbursements are monitored by Fiscal Office.	Y	S
BED160	W	68,588	O	123,000	54,412	5/10/2018	8/1/2018	8/30/2020	ISLAND LANDSCAPING AND	Provide services for the maintenance of the Villages of Kapolei Lower Drainage Channel.	Staff oversees actual work; disbursements are monitored by Fiscal Office.	Y	S
BED160	W	-	O	108,000	108,000	8/24/2016	8/24/2016	7/31/2018	ISLAND LANDSCAPING AND	Provide services for the maintenance of the Villages of Kapolei Lower Drainage Channel.	Staff oversees actual work; disbursements are monitored by Fiscal Office.	Y	S
BED160	W	219,194	O	249,000	29,807	7/28/2016	7/28/2016	8/31/2018	HAWAII WORKS, INC.	Maintain & Repair sidewalks and catch basin within the Villages of Kapolei.	Staff oversees actual work; disbursements are monitored by Fiscal Office.	Y	S
BED160	W	-	O	156,000	156,000	9/15/2016	7/28/2016	8/31/2019	HAWAII WORKS, INC.	Maintain & Repair sidewalks and catch basin within the Villages of Kapolei.	Staff oversees actual work; disbursements are monitored by Fiscal Office.	Y	S
BED160	A	268,947	O	332,500	63,553	9/15/2016	9/15/2016	6/30/2017	HAWAII INSTITUTE FOR PUBLIC AFFAIRS	Exempt contract pursuant to Act 124, SLH 2016, which authorized a grant to the HIPA for development of a statewide action plan for the delivery of affordable housing for Hawaii residents. HHFDC is the expending agency for the grant.	Staff oversees actual work; disbursements are monitored by Fiscal Office.	Y	S

Department of Business, Economic Development and Tourism
Active Contracts as of December 1, 2018

Table 14

Prog ID	MOF	Amount	Frequency	Max Value	Outstanding	Date	From	To	Entity	Contract Description	How Contract is	POS	E/L/P/C
			(M/A/O)		Balance	Executed					Monitored	Y/N	/G/S
BED160	W	589,121	O	761,784	172,663	8/25/2016	8/25/2016	8/31/2018	ROYAL CONTRACTING CO., LTD.	Maintenance and repair of the roadways at the Villages of Kapolei, inclusive of pothole repairs, signage and striping.	Staff oversees actual work; disbursements are monitored by Fiscal Office.	Y	S
BED160	W	-	O	794,058	794,058	7/30/2018	8/25/2016	8/31/2018	ROYAL CONTRACTING CO., LTD.	Maintenance and repair of the roadways at the Villages of Kapolei, inclusive of pothole repairs, signage and striping.	Staff oversees actual work; disbursements are monitored by Fiscal Office.	Y	S
BED160	W	37,061	O	60,000	22,939	8/2/2016	7/1/2016	6/30/2017	HAWKINS DELAFIELD & WOOD, LLP	SPECIAL DEPUTY ATTORNEY GENERAL SERVICES	Staff oversees actual work; disbursements are monitored by Fiscal Office.	Y	S
BED160	W	286,799	O	291,760	4,961	12/13/2016	12/19/2016	12/18/2018	SMS RESEARCH AND MARKETING	WAIHAOLE VALLEY STRATEGIC PLANNING SERVICES	Staff oversees actual work; disbursements are monitored by Fiscal Office.	Y	S
BED160	W	119,936	O	226,508	106,572	2/15/2017	2/15/2017	2/19/2018	BELT COLLINS HAWAII LLC	LANDSCAPE ARCHITECTURE ENGINEERING SERVICES FOR 620 CORAL ST	Staff oversees actual work; disbursements are monitored by Fiscal Office.	Y	S
BED160	W	268,760	O	409,287	140,526	3/23/2017	4/1/2017	4/2/2023	YOGI KWONG ENGINEERS, LLC	Review existing reports, provide opinion on slope movement, recommend monitoring plan, monitor slope movement.	Staff oversees actual work; disbursements are monitored by Fiscal Office.	Y	S
BED160	W	-	O	273,048	273,048	3/8/2018	3/8/2018	4/2/2023	YOGI KWONG ENGINEERS, LLC	Review existing reports, provide opinion on slope movement, recommend monitoring plan, monitor slope movement.	Staff oversees actual work; disbursements are monitored by Fiscal Office.	Y	S

Department of Business, Economic Development and Tourism
Active Contracts as of December 1, 2018

Table 14

Prog ID	MOF	Amount	Frequency	Max Value	Outstanding	Date	From	To	Entity	Contract Description	How Contract is	POS	E/L/P/C
			(M/A/O)		Balance	Executed					Monitored	Y/N	/G/S
BED160	C	90,695	O	720,000	629,305	4/3/2017	4/3/2017	4/29/2020	BILLS ENGINEERING INC.	DESIGN OF WATER SOURCE WELL, SELL SUPPORT FACILITIES & PUMP CONTROL BLDG	Staff oversees actual work; disbursements are monitored by Fiscal Office.	Y	S
BED160	C	1,148,591	O	4,000,000	2,851,409	4/29/2016	4/29/2016	4/28/2017	HALE MAHAOLU	INTERIM & PERMANENT OF PROJECT CONSTRUCTION	Staff oversees actual work; disbursements are monitored by Fiscal Office.	Y	S
BED160	C	-	O	1,000	1,000	6/14/2017	4/10/2017	4/9/2078	HALE MAHAOLU	INTERIM & PERMANENT OF PROJECT CONSTRUCTION	Staff oversees actual work; disbursements are monitored by Fiscal Office.	Y	S
BED160	C	-	O	1,499,000	1,499,000	6/14/2017	4/10/2017	4/9/2078	HALE MAHAOLU	INTERIM & PERMANENT OF PROJECT CONSTRUCTION	Staff oversees actual work; disbursements are monitored by Fiscal Office.	Y	S
BED160	W	260,253	O	784,000	523,747	9/7/2017	9/18/2017	9/17/2020	GRAY, HONG, NOJIMA &	ENGINEERING SVCS FOR THE DEDICATION OF INFRASTRUCTURE & FOR CONSTRUCTION	Staff oversees actual work; disbursements are monitored by Fiscal Office.	Y	S
BED160	W	-	O	77,900	77,900	11/19/2018	11/19/2018	9/17/2020	GRAY, HONG, NOJIMA &	ENGINEERING SVCS FOR THE DEDICATION OF INFRASTRUCTURE & FOR CONSTRUCTION	Staff oversees actual work; disbursements are monitored by Fiscal Office.	Y	S
BED160	W	642,632	O	3,079,421	2,436,789	10/25/2017	10/25/2017	6/4/2019	MOCON CORPORATION	REPAIR & REHABILITATE SEWER & BACKBONE DRAINAGE SYSTEMS IN VILLAGES OF	Staff oversees actual work; disbursements are monitored by Fiscal Office.	Y	C

Department of Business, Economic Development and Tourism
Active Contracts as of December 1, 2018

Table 14

Prog ID	MOF	Amount	Frequency	Max Value	Outstanding	Date	From	To	Entity	Contract Description	How Contract is	POS	E/L/P/C
			(M/A/O)		Balance	Executed					Monitored	Y/N	/G/S
BED160	W	4,735	O	293,386	288,651	11/22/2017	11/22/2017	11/8/2019	PREMIER TITLE & ESCROW, INC.	ESCROW & TITLE SERVICES FOR HHFDC REAL ESTATE TRANSACTIONS #18-005-RESS	Staff oversees actual work; disbursements are monitored by Fiscal Office.	Y	S
BED160	W	14,538	O	19,771	5,233	10/26/2017	11/2/2017	10/31/2018	SKALABLE TECHNOLOGIES CORP	ANNUAL SOFTWARE LICENSE RENEWALS & RELATED TECHNICAL SUPPORT & CONSUTLIN	Staff oversees actual work; disbursements are monitored by Fiscal Office.	Y	S
BED160	W	-	O	20,780	20,780	10/25/2018	11/1/2018	10/31/2019	SKALABLE TECHNOLOGIES CORP	ANNUAL SOFTWARE LICENSE RENEWALS & RELATED TECHNICAL SUPPORT & CONSUTLIN	Staff oversees actual work; disbursements are monitored by Fiscal Office.	Y	S
BED160	C	33,278	O	353,113	319,835	1/26/2018	2.15.17	2/14/2021	BILLS ENGINEERING INC.	DESIGN OF RESERVOIR TANK, WATER LINES & APPURTENANCE IN WAIHOLE VALLEY	Staff oversees actual work; disbursements are monitored by Fiscal Office.	Y	S
BED160	W	-	O	236,250	236,250	10/4/2017	10/4/2017	10/3/2018	LOCATIONS LLC	10/03/2018 REAL ESTATE BROKER SVCS F/THE SALE OF HHFDC OWNED PROPERTIES	Staff oversees actual work; disbursements are monitored by Fiscal Office.	Y	S
BED160	W	154,456	O	209,875	55,419	4/27/2018	5/1/118	4/30/2019	HENRY'S EQUIPMENT RENTAL &	04/30/2019 - 620 CORAL STREET DEMOLITION(TMK(1)2-1-051:018	Staff oversees actual work; disbursements are monitored by Fiscal Office.	Y	C

Department of Business, Economic Development and Tourism
Active Contracts as of December 1, 2018

Prog ID	MOF	Amount	Frequency	Max Value	Outstanding	Date	From	To	Entity	Contract Description	How Contract is	POS	E/L/P/C
			(M/A/O)		Balance	Executed					Monitored	Y/N	/G/S
BED160	A	150,000	O	600,000	450,000	5/25/2018	7/1/2017	6/30/2018	HHOC HOUSING AND LAND TRUST	To seed a Revolving Capital Fund to finance Contractor's downpayment and closing costs to acquire units, make repairs or renovations, resell units at below market prices to low- and moderate-income families statewide while ensuring housing affordability.	Staff oversees actual work; disbursements are monitored by Fiscal Office.	Y	
BED160	W	3,095	O	70,966	67,871	6/7/2018	6/7/2018	6/16/2019	MANTHOS ENGINEERING LLC	FEASIBILITY STUDY F/DIAGONAL PARKING ALONG WAILANI STREAM AT KAU'OLU	Staff oversees actual work; disbursements are monitored by Fiscal Office.	Y	S
BED160	W	-	O	254,516	254,516	5/18/2018	7/1/2018	6/30/2020	TED'S WIRING SERVICE, LTD.	REPAIR & MAINTENANCE OF STREET LIGHTS AT THE VILLAGES OF KAPOLEI-06/30/2	Staff oversees actual work; disbursements are monitored by Fiscal Office.	Y	C
BED160	W	-	O	600,000	600,000	7/16/2018	7/16/2018	7/15/2020	MUNEKIYO & HIRAGA, INC.	COMMUNITY PLANNING SERVICES TO IDENTIFY DEVELOPMENT REQUIRMENTS, MASTER PLAN AND SUBDIVISION FOR A PROPOSED 200-UNIT AFFORDABLE FAMILY RENTAL PROJECT AT THE VILLAGS OF LEIALI'I, LAHAINA, MAUI, HI.	Staff oversees actual work; disbursements are monitored by Fiscal Office.	Y	S

Department of Business, Economic Development and Tourism
Active Contracts as of December 1, 2018

Table 14

Prog ID	MOF	Amount	Frequency	Max Value	Outstanding	Date	From	To	Entity	Contract Description	How Contract is	POS	E/L/P/C
			(M/A/O)		Balance	Executed					Monitored	Y/N	/G/S
BED160	W	-	O	80,000	80,000	5/21/2018	7/1/2018	6/30/2019	HAWKINS DELAFIELD & WOOD, LLP	AGREEMENT BETWEEN THE DEPT. OF THE ATTORNEY GENERAL AND HAWKINS DELAFIELD & WOOD, LLP FOR SPECIAL DUTY ATTY GENERAL SERVICES FROM 7/1/2018 THROUGH 6/30/19 WITH AN OPTION TO EXTEND FOR ONE YEAR FROM 7/1/19 THROUGH 6/30/2020.	Staff oversees actual work; disbursements are monitored by Fiscal Office.	Y	S
BED160	W	14,652	O	67,680	53,028	7/31/2018	8/1/2018	7/31/2020	KLEEN SWEEPS, LLC.	STREET SWEEPING OF DESIGNATED ROADWAYS AT THE VILLAGES OF KAPOLEI.	Staff oversees actual work; disbursements are monitored by Fiscal Office.	Y	S
BED160	W	-	O	82,523	82,523	9/10/2018	9/11/2018	9/10/2019	SMS RESEARCH AND MARKETING	CONTRACTOR SHALL CONDUCT A STATEWIDE HOUSING STUDY AND PROVIDE A COMPREHENSIVE ANALYSIS ON HOUSING SUPPLY & DEMAND, CONDITIONS, CHARACTERISTIC, AND PROJECTS OF HOUSING NEED, IN ACCORDANCE WITH RFP NO. 18-017-PEO, AS AMENDED.	Staff oversees actual work; disbursements are monitored by Fiscal Office.	Y	S
BED160	W	-	O	40,000	40,000	10/25/2018	11/1/2018	4/29/2019	AUSTIN, TSUTSUMI & ASSOC., INC.	PROFESSIONAL ENGINEERING SERVICES FOR THE PREPARATION OF A TRAFFIC ASSESSMENT AND WARRANTS STUDY FOR THE PROPOSED INTERSECTION OF KAPOLEI PARKWAY AND PUAINAKO STREET.	Staff oversees actual work; disbursements are monitored by Fiscal Office.	Y	S

Department of Business, Economic Development and Tourism
Active Contracts as of December 1, 2018

Table 14

Prog ID	MOF	Amount	Frequency	Max Value	Outstanding	Date	From	To	Entity	Contract Description	How Contract is	POS	E/L/P/C
			(M/A/O)		Balance	Executed					Monitored	Y/N	/G/S
BED113	B	229,440	M	296,728	67,288	1/1/2015	1/1/2015	6/30/2019	SMS RESEARCH AND MARKETING	Domestic In-Flight Visitor's Basic Characteristic Survey	Progress reports, final financial and written reports	Y	S
BED113	B	-	O	184,200	184,200	5/11/2017	5/11/2017	6/30/2017	AILEVON, LLC	Aviation Consulting	Progress reports, final financial and written reports	Y	S
BED113	B	50,000	O	250,000	200,000	6/17/2015	6/17/2015	10/12/2019	WORLD TRIATHLON CORPORATION	Ironman	Progress reports, final financial and written reports	Y	S
BED113	B	162,978	M	206,000	43,022	12/20/2017	12/20/2017	12/31/2018	JWI MARKETING CO., LTD	2018 Taiwan MMA	Progress reports, final financial and written reports	Y	S
BED113	B	7,060	M	7,853	793	4/13/2015	4/13/2015	6/30/2019	NONPROFIT TECHNOLOGIES, INC.	IT Support Services	Progress reports, final financial and written reports	Y	S
BED113	B	15,000	O	30,000	15,000	12/12/2017	12/12/2017	3/31/2019	KLONINGER & SIMS CONSULTING	Quarterly Timeshare Survey	Progress reports, final financial and written reports	Y	S
BED113	B	32,000	O	40,000	8,000	4/13/2017	4/13/2017	12/31/2017	BIG ISLAND RESOURCE	Hawai'i Island Festival - 30 Days of Aloha	Progress reports, final financial and written reports	Y	S
BED113	B	372,380	M	390,000	17,620	6/22/2017	6/22/2017	7/31/2019	AIRASIA X BERHAD	New Air Service KUL-KIX-HNL	Progress reports, final financial and written reports	Y	S
BED113	B	-	M	100,000	100,000	6/28/2018	6/28/2018	7/31/2019	AIRASIA X BERHAD	New Air Service KUL-KIX-HNL	Progress reports, final financial and written reports	Y	S

Department of Business, Economic Development and Tourism
Active Contracts as of December 1, 2018

Table 14

Prog ID	MOF	Amount	Frequency	Max Value	Outstanding	Date	From	To	Entity	Contract Description	How Contract is	POS	E/L/P/C
			(M/A/O)		Balance	Executed					Monitored	Y/N	/G/S
BED113	B		O			9/21/2018	9/21/2018	12/31/2019	PRO TENNIS GROUP, LLC	CONFIDENTIAL-SEE COMMENT AT BOTTOM OF LISTING: - Hawaiian Open Tennis	Progress reports, final financial and written reports	Y	S
BED113	B	11,400	O	22,800	11,400	7/30/2018	7/30/2018	3/31/2019	MANAGEABILITY, LLC	Project Manager for redesign of HTA.org Website	Progress reports, final financial and written reports	Y	S
BED113	B	-	O	3,500	3,500	12/5/2017	12/5/2017	12/31/2017	CADES SCHUTTE A LIMITED	Contracts Assistance	Progress reports, final financial and written reports	Y	S
BED113	B	100,000	O	150,000	50,000	4/26/2018	4/26/2018	12/31/2018	ASSOCIATION OF SURFING	World Surf League 2017-2018	Progress reports, final financial and written reports	Y	S
BED113	B	12,000	O	15,000	3,000	10/25/2017	10/25/2017	2/28/2019	HAWAIIAN MISSION CHILDREN'S	History Theater	Progress reports, final financial and written reports	Y	S
BED113	B	12,000	O	15,000	3,000	3/23/2018	3/23/2018	2/28/2019	HAWAII LGBT LEGACY FOUNDATION	Honolulu PRIDE Parade, Festival and LGBT Youth Education	Progress reports, final financial and written reports	Y	S
BED113	B	12,000	O	15,000	3,000	10/25/2017	10/25/2017	2/28/2019	LAHAINA RESTORATION FOUNDATION	Four Chinese Events	Progress reports, final financial and written reports	Y	S
BED113	B	15,600	O	19,500	3,900	2/22/2018	2/22/2018	2/28/2019	MAUI POPS ORCHESTRA, INC.	Maui Pops Orchestra 2018 Concerts	Progress reports, final financial and written reports	Y	S
BED113	B	16,000	O	20,000	4,000	10/19/2017	10/19/2017	2/28/2019	HUI NO'EAU	Hui Noeau Exhibitions 2018	Progress reports, final financial and written reports	Y	S

Department of Business, Economic Development and Tourism
Active Contracts as of December 1, 2018

Table 14

Prog ID	MOF	Amount	Frequency	Max Value	Outstanding	Date	From	To	Entity	Contract Description	How Contract is	POS	E/L/P/C
			(M/A/O)		Balance	Executed					Monitored	Y/N	/G/S
BED113	B	20,000	O	25,000	5,000	3/13/2018	3/13/2018	2/28/2019	VALLEY ISLE ROAD RUNNERS, INC.	Maui Marathon & Half Marathon	Progress reports, final financial and written reports	Y	S
BED113	B	20,000	O	25,000	5,000	10/17/2017	10/17/2017	2/28/2019	MAUI ARTS & CULTURAL CENTER	Visual Arts Exhibition Program	Progress reports, final financial and written reports	Y	S
BED113	B	12,000	O	15,000	3,000	10/17/2017	10/17/2017	2/28/2019	MAUI ARTS & CULTURAL CENTER	Maui Ukulele Festival	Progress reports, final financial and written reports	Y	S
BED113	B	12,000	O	15,000	3,000	11/30/2017	11/30/2017	2/28/2019	MAUI HISTORICAL SOCIETY	E Pulama Mau la Maui	Progress reports, final financial and written reports	Y	S
BED113	B	8,000	O	10,000	2,000	2/15/2018	2/15/2018	2/28/2019	HANA ARTS	Hana Arts Presents! - A workshops and Events Program for East Maui	Progress reports, final financial and written reports	Y	S
BED113	B	24,000	O	30,000	6,000	4/9/2018	4/9/2018	2/28/2019	MALIE FOUNDATION	Hawaiian Cultural Events and Kaua'i Mokihana Festival 2018	Progress reports, final financial and written reports	Y	S
BED113	B	15,048	O	18,810	3,762	2/15/2018	2/15/2018	2/28/2019	HUI O LAKA	Emalani Festival 2018	Progress reports, final financial and written reports	Y	S
BED113	B	7,920	O	9,900	1,980	4/7/2018	4/7/2018	2/28/2019	FRIENDS OF THE FESTIVAL OF	Festival of Lights	Progress reports, final financial and written reports	Y	S
BED113	B	20,000	O	25,000	5,000	5/24/2018	5/24/2018	2/28/2019	POIPU BEACH FOUNDATION	Po'ipū Food & Wine Festival	Progress reports, final financial and written reports	Y	S

Department of Business, Economic Development and Tourism
Active Contracts as of December 1, 2018

Table 14

Prog ID	MOF	Amount	Frequency	Max Value	Outstanding	Date	From	To	Entity	Contract Description	How Contract is	POS	E/L/P/C
			(M/A/O)		Balance	Executed					Monitored	Y/N	/G/S
BED113	B	8,000	O	10,000	2,000	5/24/2018	5/24/2018	2/28/2019	POIPU BEACH FOUNDATION	New Year's Eve Celebration @ Po'ipū Beach Park	Progress reports, final financial and written reports	Y	S
BED113	B	24,000	O	30,000	6,000	3/20/2018	3/20/2018	2/28/2019	AHA HUI E KALA	Cultural Awareness Events 2018	Progress reports, final financial and written reports	Y	S
BED113	B	8,000	O	10,000	2,000	11/30/2017	11/30/2017	2/28/2019	KI-HO'ALU FOUNDATION, INC.	26th Annual Hawaiian Slack Key Guitar Festival "Kaua'i Stlye"	Progress reports, final financial and written reports	Y	S
BED113	B	16,000	O	20,000	4,000	10/25/2017	10/25/2017	2/28/2019	HANAPEPE ECONOMIC ALLIANCE	2018 Kaua'i Chocolate & Coffee Festival	Progress reports, final financial and written reports	Y	S
BED113	B	4,000	O	5,000	1,000	4/27/2018	4/27/2018	2/28/2019	KAUAI VETERANS COUNCIL	Kaua'i Veterans Day Parade 2018	Progress reports, final financial and written reports	Y	S
BED113	B	21,672	O	27,090	5,418	10/18/2017	10/18/2017	2/28/2019	VOLCANO ART CENTER	Hula Arts At Kilauea	Progress reports, final financial and written reports	Y	S
BED113	B	24,000	O	30,000	6,000	2/22/2018	2/22/2018	2/28/2019	KONA HISTORICAL SOCIETY	Hands on History at The Kona Coffee Living History Farm	Progress reports, final financial and written reports	Y	S
BED113	B	24,000	O	30,000	6,000	12/21/2017	12/21/2017	2/28/2019	KAHILU THEATRE FOUNDATION	Kahilu Theatre 2018 Season	Progress reports, final financial and written reports	Y	S
BED113	B	20,000	O	25,000	5,000	11/30/2017	11/30/2017	2/28/2019	TRAVEL2CHANGE	Voluntourism & Natural Tourism	Progress reports, final financial and written reports	Y	S

Department of Business, Economic Development and Tourism
Active Contracts as of December 1, 2018

Table 14

Prog ID	MOF	Amount	Frequency	Max Value	Outstanding	Date	From	To	Entity	Contract Description	How Contract is	POS	E/L/P/C
			(M/A/O)		Balance	Executed					Monitored	Y/N	/G/S
BED113	B	4,800	O	6,000	1,200	12/12/2017	12/12/2017	2/28/2019	STORYBOOK THEATRE OF HAWAII	Hanapepe Walk and Talk Story Tour	Progress reports, final financial and written reports	Y	S
BED113	B	12,000	O	15,000	3,000	5/14/2018	5/14/2018	11/30/2018	HONOLULU GAY AND LESBIAN	Honolulu Rainbow Film Festival	Progress reports, final financial and written reports	Y	S
BED113	B	5,600	O	7,000	1,400	11/2/2017	11/2/2017	1/31/2019	HAWAII FOREST INDUSTRY	Hawaii's Woodshow, Na Laau o Hawai'i 2018	Progress reports, final financial and written reports	Y	S
BED113	B	16,000	O	20,000	4,000	5/3/2018	5/3/2018	12/31/2018	HAWAIIAN KAMALII, INC.	The Pailolo Challenge 2018	Progress reports, final financial and written reports	Y	S
BED113	B	10,000	O	12,500	2,500	2/22/2018	2/22/2018	11/30/2018	KAUAI SOTO ZEN TEMPLE ZENSHUJI	Soto Zen Bon Festival	Progress reports, final financial and written reports	Y	S
BED113	B	24,000	O	30,000	6,000	10/17/2017	10/17/2017	12/31/2018	HAWAII WILDLIFE CENTER	3rd Annual Hawai'i Island Festival of Birds	Progress reports, final financial and written reports	Y	S
BED113	B	16,000	O	20,000	4,000	5/11/2018	5/11/2018	12/31/2018	HAWAIIICON, INC	HawaiiCon 2018	Progress reports, final financial and written reports	Y	S
BED113	B	20,000	O	25,000	5,000	3/6/2018	3/6/2018	8/31/2018	BIG ISLAND RESOURCE	Kau Coffee Festival	Progress reports, final financial and written reports	Y	S
BED113	B	24,000	O	30,000	6,000	4/3/2018	4/3/2018	1/31/2019	KA'ALA FARM, INC.	Malama 'Āina School Internship Program	Progress reports, final financial and written reports	Y	S

Department of Business, Economic Development and Tourism
Active Contracts as of December 1, 2018

Table 14

Prog ID	MOF	Amount	Frequency	Max Value	Outstanding	Date	From	To	Entity	Contract Description	How Contract is	POS	E/L/P/C
			(M/A/O)		Balance	Executed					Monitored	Y/N	/G/S
BED113	B	24,116	O	30,145	6,029	11/17/2017	11/17/2017	1/31/2019	ULU AE LEARNING CENTER	Ulu Ae Kaiulu Project	Progress reports, final financial and written reports	Y	S
BED113	B	40,000	O	50,000	10,000	2/15/2018	2/15/2018	1/31/2019	HOOKUAAINA	Kukuluhou Internship Project	Progress reports, final financial and written reports	Y	S
BED113	B	40,000	O	50,000	10,000	10/25/2017	10/25/2017	1/31/2019	HUI O KOOLAUPOKO	Hale Ike o Heeia	Progress reports, final financial and written reports	Y	S
BED113	B	32,000	O	40,000	8,000	11/7/2017	11/7/2017	1/31/2019	YOUNG OF HEART WORKSHOP	Producers Network for Cultural Artisans	Progress reports, final financial and written reports	Y	S
BED113	B	20,800	O	26,000	5,200	10/25/2017	10/25/2017	1/31/2019	HAWAIIAN MISSION CHILDREN'S	Mele Series: Na Moku Eha	Progress reports, final financial and written reports	Y	S
BED113	B	24,000	O	30,000	6,000	2/12/2018	2/12/2018	1/31/2019	WAIMANALO CANOE CLUB INC	Hanai a Ao	Progress reports, final financial and written reports	Y	S
BED113	B	20,000	O	25,000	5,000	1/9/2018	1/9/2018	1/31/2019	PA'I FOUNDATION	PAI Nana I Ke Kumu Series	Progress reports, final financial and written reports	Y	S
BED113	B	32,800	O	41,000	8,200	10/25/2017	10/25/2017	1/31/2019	BISHOP MUSEUM	Traditions of the Pacific	Progress reports, final financial and written reports	Y	S
BED113	B	32,000	O	40,000	8,000	10/18/2017	10/18/2017	1/31/2019	KOKUA KALIHI VALLEY	Art and Aina, Land-Based Traditional Arts Programming	Progress reports, final financial and written reports	Y	S

Department of Business, Economic Development and Tourism
Active Contracts as of December 1, 2018

Table 14

Prog ID	MOF	Amount	Frequency	Max Value	Outstanding	Date	From	To	Entity	Contract Description	How Contract is	POS	E/L/P/C
			(M/A/O)		Balance	Executed					Monitored	Y/N	/G/S
BED113	B	23,600	O	29,500	5,900	2/15/2018	2/15/2018	1/31/2019	MALAMA LOKO EA FOUNDATION	Hololea - A Cultural Visitor Experience	Progress reports, final financial and written reports	Y	S
BED113	B	20,000	O	25,000	5,000	10/17/2017	10/17/2017	1/31/2019	MAUI NUI BOTANICAL GARDENS INC	Promoting Visitor and Community Connection to Traditional Hawaiian Crops	Progress reports, final financial and written reports	Y	S
BED113	B	32,000	O	40,000	8,000	10/19/2017	10/19/2017	1/31/2019	HUI NO'EAU	Hui Noeau Art with Aloha 2018	Progress reports, final financial and written reports	Y	S
BED113	B	48,800	O	61,000	12,200	10/30/2017	10/30/2017	1/31/2019	MA KA HANA KA 'IKE	Hoi la Haloa	Progress reports, final financial and written reports	Y	S
BED113	B	32,000	O	40,000	8,000	2/15/2018	2/15/2018	1/31/2019	KE AO I KA MAKANI HOEHAILI	Kaehu Cultural Education Program	Progress reports, final financial and written reports	Y	S
BED113	B	26,284	O	32,855	6,571	11/2/2017	11/2/2017	1/31/2019	HAWAII FOREST INSTITUTE	Pilina Poina Ole "Connections Not Forgotten"	Progress reports, final financial and written reports	Y	S
BED113	B	40,000	O	50,000	10,000	11/30/2017	11/30/2017	1/31/2019	POHAHA I KA LANI	Malama Hiilawe	Progress reports, final financial and written reports	Y	S
BED113	B	16,000	O	20,000	4,000	3/1/2018	3/1/2018	1/31/2019	KANAKAOLE, EDITH K., FOUNDATION	Lamaku o ka Naauao o Honohononui	Progress reports, final financial and written reports	Y	S
BED113	B	24,000	O	30,000	6,000	11/21/2017	11/21/2017	1/31/2019	PARADISE PONIES, INC.	He Moolelo Ko Ka Lei / Hilo Lei Day Festival	Progress reports, final financial and written reports	Y	S

Department of Business, Economic Development and Tourism
Active Contracts as of December 1, 2018

Table 14

Prog ID	MOF	Amount	Frequency	Max Value	Outstanding	Date	From	To	Entity	Contract Description	How Contract is	POS	E/L/P/C
			(M/A/O)		Balance	Executed					Monitored	Y/N	/G/S
BED113	B	28,000	O	35,000	7,000	11/2/2017	11/2/2017	1/31/2019	KOHALA INSTITUTE	Kauhale: Tours, Field Trips, and Workshop Series at Iole	Progress reports, final financial and written reports	Y	S
BED113	B	16,000	O	20,000	4,000	2/15/2018	2/15/2018	12/31/2018	HANA ARTS	Hana Legends	Progress reports, final financial and written reports	Y	S
BED113	B	35,760	O	44,700	8,940	3/13/2018	3/13/2018	1/31/2019	NATIONAL TROPICAL BOTANICAL	Kupaa I Ka Hale: The Hale Stands Firm	Progress reports, final financial and written reports	Y	S
BED113	B	24,000	O	30,000	6,000	11/30/2017	11/30/2017	1/31/2019	AHA KANE - FOUNDATION FOR THE	E Hookanaka	Progress reports, final financial and written reports	Y	S
BED113	B	40,000	O	50,000	10,000	11/30/2017	11/30/2017	1/31/2019	HUI MAULI OLA	Project Lonoaea	Progress reports, final financial and written reports	Y	S
BED113	B	40,000	O	50,000	10,000	2/22/2018	2/22/2018	8/31/2018	KAUAI MUSEUM ASSOCIATION	Kaua'i Multimedia Gallery	Progress reports, final financial and written reports	Y	S
BED113	B	21,600	O	27,000	5,400	12/20/2017	12/20/2017	1/31/2019	MALAMA NA HONU	Malama na Honu Educational Outreach and Conservation Project 2018	Progress reports, final financial and written reports	Y	S
BED113	B	33,600	O	42,000	8,400	10/25/2017	10/25/2017	1/31/2019	AHAHUI MALAMA I KA LOKAHI	Kawainui Marsh Restoration Project	Progress reports, final financial and written reports	Y	S
BED113	B	40,000	O	50,000	10,000	12/22/2017	12/22/2017	1/31/2019	HIKA'ALANI	Ho'okanaka II	Progress reports, final financial and written reports	Y	S

Department of Business, Economic Development and Tourism
Active Contracts as of December 1, 2018

Table 14

Prog ID	MOF	Amount	Frequency	Max Value	Outstanding	Date	From	To	Entity	Contract Description	How Contract is	POS	E/L/P/C
			(M/A/O)		Balance	Executed					Monitored	Y/N	/G/S
BED113	B	16,000	O	20,000	4,000	10/30/2017	10/30/2017	1/31/2019	HAWAII MARINE MAMMAL ALLIANCE	Stewardship of the Hawaiian Monk Seal	Progress reports, final financial and written reports	Y	S
BED113	B	40,000	O	50,000	10,000	3/13/2018	3/13/2018	1/31/2019	KHM INTERNATIONAL	Kahu Hoilina	Progress reports, final financial and written reports	Y	S
BED113	B	43,200	O	54,000	10,800	10/30/2017	10/30/2017	1/31/2019	MA KA HANA KA 'IKE	Wailua Nui Restoration Project	Progress reports, final financial and written reports	Y	S
BED113	B	40,000	O	50,000	10,000	10/23/2017	10/23/2017	1/31/2019	HAWAIIAN ISLANDS LAND TRUST	Ecological Restoration of Waihee Coastal Dunes and Wetland Refuge	Progress reports, final financial and written reports	Y	S
BED113	B	12,000	O	15,000	3,000	11/17/2017	11/17/2017	1/31/2019	KUMPANG LANAI	Lāna'i Limu Farm	Progress reports, final financial and written reports	Y	S
BED113	B	22,400	O	28,000	5,600	10/17/2017	10/17/2017	1/31/2019	MAUI NUI BOTANICAL GARDENS INC	Seed Storage of and Community Access to Maui Nui Native Plants	Progress reports, final financial and written reports	Y	S
BED113	B	20,000	O	25,000	5,000	10/18/2017	10/18/2017	1/31/2019	KIPAHULU OHANA, INC.	Kipahulu Moku Malama I Ke Kai	Progress reports, final financial and written reports	Y	S
BED113	B	20,000	O	25,000	5,000	12/5/2017	12/5/2017	1/31/2019	CORAL REEF ALLIANCE	Engaging Volunteers to Reduce Threats to Coral Reefs	Progress reports, final financial and written reports	Y	S
BED113	B	47,200	O	59,000	11,800	3/13/2018	3/13/2018	1/31/2019	NATIONAL TROPICAL BOTANICAL	E Mau ana Ka Ohia - Perpetuating Ohia	Progress reports, final financial and written reports	Y	S

Department of Business, Economic Development and Tourism
Active Contracts as of December 1, 2018

Table 14

Prog ID	MOF	Amount	Frequency	Max Value	Outstanding	Date	From	To	Entity	Contract Description	How Contract is	POS	E/L/P/C
			(M/A/O)		Balance	Executed					Monitored	Y/N	/G/S
BED113	B	12,800	O	16,000	3,200	2/12/2018	2/12/2018	1/31/2019	HUI O LAKA	Kokee State Park Entrance Corridor Project	Progress reports, final financial and written reports	Y	S
BED113	B	24,000	O	30,000	6,000	1/24/2018	1/24/2018	1/31/2019	KUMANO I KE ALA O MAKAWELI	Malama Waimea River	Progress reports, final financial and written reports	Y	S
BED113	B	38,400	O	48,000	9,600	11/2/2017	11/2/2017	1/31/2019	NA MAMO O KAWA	Kawa Dry Forest and Coastal Rehabilitation	Progress reports, final financial and written reports	Y	S
BED113	B	33,600	O	42,000	8,400	10/23/2017	10/23/2017	1/31/2019	WAIKOLOA DRY FOREST INITIATIVE	Learn, Plant, Grow	Progress reports, final financial and written reports	Y	S
BED113	B	28,000	O	35,000	7,000	10/18/2017	10/18/2017	1/31/2019	MARINE MAMMAL CENTER, THE	Hawaiian Monk Seal Conservation, Education, and Outreach Program	Progress reports, final financial and written reports	Y	S
BED113	B	60,000	O	75,000	15,000	10/30/2017	10/30/2017	1/31/2019	KUPU	Hawai'i Youth Conservation Corps	Progress reports, final financial and written reports	Y	S
BED113	B	60,000	O	75,000	15,000	12/20/2017	12/20/2017	1/31/2019	NATURE CONSERVANCY, THE	Engaging the Community and Protecting the Native Forest of Maui and Hawai'i Island	Progress reports, final financial and written reports	Y	S
BED113	B	475,000	O	650,000	175,000	2/22/2018	2/22/2018	12/31/2018	LA CLIPPERS, LLC	Season Promotional Efforts	Progress reports, final financial and written reports	Y	S
BED113	B	50,950	O	66,240	15,290	12/12/2017	12/12/2017	6/30/2021	OMNITRAK GROUP, INC.	Cruise Visitors' Basic Characteristics and Expenditures Survey for Calendar Years 2018-2020	Progress reports, final financial and written reports	Y	S

Department of Business, Economic Development and Tourism
Active Contracts as of December 1, 2018

Table 14

Prog ID	MOF	Amount	Frequency	Max Value	Outstanding	Date	From	To	Entity	Contract Description	How Contract is	POS	E/L/P/C
			(M/A/O)		Balance	Executed					Monitored	Y/N	/G/S
BED113	B	-	O	69,540	69,540	12/12/2017	12/12/2017	6/30/2021	OMNITRAK GROUP, INC.	Cruise Visitors' Basic Characteristics and Expenditures Survey for Calendar Years 2018-2020	Progress reports, final financial and written reports	Y	S
BED113	B	95,932	O	274,090	178,159	12/12/2017	12/12/2017	6/30/2021	ANTHOLOGY MARKETING GROUP, INC	Statewide Visitor Satisfaction and Island Visitor Satisfaction and Activity Survey 2018-2020 (VSAT)	Progress reports, final financial and written reports	Y	S
BED113	B	-	O	276,473	276,473	12/12/2017	12/12/2017	6/30/2021	ANTHOLOGY MARKETING GROUP, INC	Statewide Visitor Satisfaction and Island Visitor Satisfaction and Activity Survey 2018-2020 (VSAT)	Progress reports, final financial and written reports	Y	S
BED113	B	-	O	387,500	387,500	5/31/2018	5/31/2018	1/31/2020	SCOOT TIGERAIR PTE. LTD.	Scoot - SIN-KIX-HNL Route Service Incentive Program	Progress reports, final financial and written reports	Y	S
BED113	B	28,000	O	35,000	7,000	4/27/2018	4/27/2018	8/31/2018	PA'I FOUNDATION	Maoli Arts Movement MAMo Festival 2018	Progress reports, final financial and written reports	Y	S
BED113	B	-	O	20,000	20,000	9/24/2018	9/24/2018	9/30/2019	LOKAHI PACIFIC	Na Kamehameha Commemorative Pau Parade & Ho'olaule'a - Maui	Progress reports, final financial and written reports	Y	S
BED113	B	64,000	O	80,000	16,000	4/23/2018	4/23/2018	9/30/2018	HAWAII MAOLI	142nd Annual King Kamehameha Celebration - O'ahu	Progress reports, final financial and written reports	Y	S
BED113	B	25,800	O	50,000	24,200	6/13/2018	6/13/2018	6/30/2019	HAWAII ECOTOURISM ASSOCIATION	Sustainable and Eco-Friendly Tourism Training and Programs in Hawai'i	Progress reports, final financial and written reports	Y	S
BED113	B	32,000	O	40,000	8,000	2/15/2018	2/15/2018	12/31/2018	LOKAHI PACIFIC	The Festivals of Aloha, Maui Nui Style! 2018	Progress reports, final financial and written reports	Y	S

Department of Business, Economic Development and Tourism
Active Contracts as of December 1, 2018

Table 14

Prog ID	MOF	Amount	Frequency	Max Value	Outstanding	Date	From	To	Entity	Contract Description	How Contract is	POS	E/L/P/C
			(M/A/O)		Balance	Executed					Monitored	Y/N	/G/S
BED113	B	90,000	O	100,000	10,000	2/15/2018	2/15/2018	1/31/2019	WAIKIKI IMPROVEMENT	Kūhiō Beach Hula and Torch Lighting (RAHCI)	Progress reports, final financial and written reports	Y	S
BED113	B	21,600	O	24,000	2,400	3/1/2018	3/1/2018	1/31/2019	KAILUA VILLAGE BUSINESS	Hawaiian Sunset Saturday (RAHCI)	Progress reports, final financial and written reports	Y	S
BED113	B	22,500	O	25,000	2,500	2/8/2018	2/8/2018	1/31/2019	HILO HAWAII VISITOR INDUSTRY	Hilo Hula Tuesday (RAHCI)	Progress reports, final financial and written reports	Y	S
BED113	B	17,100	O	19,000	1,900	2/15/2018	2/15/2018	12/31/2018	LAHAINA RESTORATION FOUNDATION	Hawaiian Music Series (RAHCI)	Progress reports, final financial and written reports	Y	S
BED113	B	32,000	O	40,000	8,000	3/23/2018	3/23/2018	12/31/2018	HILO HAWAII VISITOR INDUSTRY	Hilo Harbor Greetings (Kahea Program)	Progress reports, final financial and written reports	Y	S
BED113	B	22,000	O	28,000	6,000	4/26/2018	4/26/2018	12/31/2018	DESTINATION KONA COAST	Kona Harbor Greetings (Kahea Program)	Progress reports, final financial and written reports	Y	S
BED113	B	-	O	20,000	20,000	4/3/2018	4/3/2018	12/31/2018	LAHAINA TOWN ACTION COMMITTEE	Lahaina Harbor Greetings (Kahea Program)	Progress reports, final financial and written reports	Y	S
BED113	B	-	O	47,750	47,750	2/26/2018	2/26/2018	12/31/2018	MALAMA LOKO EA FOUNDATION	Prince Kūhiō Festival 2018	Progress reports, final financial and written reports	Y	S
BED113	B	28,000	O	35,000	7,000	2/6/2018	2/6/2018	6/29/2018	HAWAII HORSE OWNERS, INC.	Pana'ewa Stampede Rodeo	Progress reports, final financial and written reports	Y	S

Department of Business, Economic Development and Tourism
Active Contracts as of December 1, 2018

Table 14

Prog ID	MOF	Amount	Frequency	Max Value	Outstanding	Date	From	To	Entity	Contract Description	How Contract is	POS	E/L/P/C
			(M/A/O)		Balance	Executed					Monitored	Y/N	/G/S
BED113	B	125,000	O	150,000	25,000	4/2/2018	4/2/2018	8/31/2018	HAWAI'I ACADEMY OF RECORDING	Mele Mei 2018	Progress reports, final financial and written reports	Y	S
BED113	B	-	O	63,500	63,500	11/28/2018	11/28/2018	1/31/2019	KOLOA PLANTATION DAYS, INC.	Kōloa Plantation Days	Progress reports, final financial and written reports	Y	S
BED113	B	23,000	O	50,000	27,000	11/14/2018	11/14/2018	1/31/2019	PARAGON EVENTS, INC.	2018 Global Tourism Summit Reimbursables	Progress reports, final financial and written reports	Y	S
BED113	B	5,000	O	6,000	1,000	4/26/2018	4/26/2018	12/31/2018	BLUE CHAKRA CONNECTIONS, INC	2018 Global Tourism Summit Aloha Reception Production Services	Progress reports, final financial and written reports	Y	S
BED113	B	184,080	O	246,507	62,427	4/3/2018	4/3/2018	6/30/2019	MILICI VALENTI NG PACK INC.	Expeirences of Hawai'i Post-Arrival Marketing Campaign	Progress reports, final financial and written reports	Y	S
BED113	B	100,000	O	150,000	50,000	3/14/2018	3/14/2018	2/28/2019	ANTHOLOGY MARKETING GROUP, INC	Global MCI Public Relations	Progress reports, final financial and written reports	Y	S
BED113	B	90,000	O	100,000	10,000	6/6/2018	6/6/2018	3/31/2019	HAWAII INVESTMENT READY	Hawaii Investment Ready 2018	Progress reports, final financial and written reports	Y	S
BED113	B	75,000	O	100,000	25,000	4/2/2018	4/2/2018	2/28/2019	HAWAIIAN AIRLINES, INC.	Hawaiian Airlines, Inc. dba Hawaiian Airlines	Progress reports, final financial and written reports	Y	S
BED113	B	36,126	O	108,377	72,251	4/16/2018	4/16/2018	6/30/2019	IN-TER-SPACE SERVICES, INC.	In-Ter-Space Services, Inc. dba Clear Channel Airports	Progress reports, final financial and written reports	Y	S

Department of Business, Economic Development and Tourism
Active Contracts as of December 1, 2018

Table 14

Prog ID	MOF	Amount	Frequency	Max Value	Outstanding	Date	From	To	Entity	Contract Description	How Contract is	POS	E/L/P/C
			(M/A/O)		Balance	Executed					Monitored	Y/N	/G/S
BED113	B	8,274	O	82,741	74,467	4/25/2018	4/25/2018	4/24/2023	OMNITRAK GROUP, INC.	OmniTrak Research & Marketing Group Inc. dba OmniTrak Group Inc DAGS: OmniTrak Group, Inc.	Progress reports, final financial and written reports	Y	S
BED113	B	57,500	O	95,000	37,500	5/15/2018	5/15/2018	1/31/2021	KLONINGER & SIMS CONSULTING	Kloninger & Sims Consulting LLC	Progress reports, final financial and written reports	Y	S
BED113	B	36,000	O	40,000	4,000	4/17/2018	4/17/2018	12/31/2018	WAHINE MEDIA, LLC	Wahine Media LLC	Progress reports, final financial and written reports	Y	S
BED113	B	40,000	O	50,000	10,000	5/25/2018	5/25/2018	2/28/2019	KEMPER SPORTS MARKETING, INC.	Kemper Sports Marketing, Inc.	Progress reports, final financial and written reports	Y	S
BED113	B	84,000	O	105,000	21,000	2/13/2017	2/13/2017	1/31/2018	HAWAII INTERNATIONAL FILM	Hawai'i International Film Festival	Progress reports, final financial and written reports	Y	S
BED113	B	-	O	35,000	35,000	5/11/2018	5/11/2018	11/30/2018	EPIC SPORTS FOUNDATION INC	22nd Annual Moloka'i 2 O'ahu Paddleboard World Championship 2018	Progress reports, final financial and written reports	Y	S
BED113	B	88,647	O	180,000	91,353	5/21/2018	5/21/2018	4/30/2019	HCR ASSOCIATES LLC	HCR Associates, LLC dba HCR Associates, llc	Progress reports, final financial and written reports	Y	S
BED113	B	40,000	O	52,586	12,586	5/9/2018	5/9/2018	4/30/2019	WARD RESEARCH INCORPORATED	Ward Research, Inc.	Progress reports, final financial and written reports	Y	S
BED113	B	237,500	O	475,000	237,500	5/31/2018	5/31/2018	3/31/2019	ESPN PRODUCTIONS, INC.	Hawai'i Bowl & Hawaiian Airlines Diamond Head Classic	Progress reports, final financial and written reports	Y	S

Department of Business, Economic Development and Tourism
Active Contracts as of December 1, 2018

Table 14

Prog ID	MOF	Amount	Frequency	Max Value	Outstanding	Date	From	To	Entity	Contract Description	How Contract is	POS	E/L/P/C
			(M/A/O)		Balance	Executed					Monitored	Y/N	/G/S
BED113	B	112,725	O	372,000	259,275	5/11/2018	5/11/2018	7/31/2019	YOUGOV AMERICA, INC.	Evaluation of 2018-2019 Festivals and Events	Progress reports, final financial and written reports	Y	S
BED113	B	28,000	O	35,000	7,000	5/8/2018	5/8/2018	8/30/2019	HONOLULU BIENNIAL FOUNDATION	Honolulu Biennial 2019	Progress reports, final financial and written reports	Y	S
BED113	B	80,753	O	121,129	40,376	5/24/2018	5/24/2018	12/31/2018	PACIFIC RADIO GROUP, INC	Ocean Safety Video Placement in Maui, Kaua'i, Hawai'i Island Airports	Progress reports, final financial and written reports	Y	S
BED113	B	72,000	O	90,000	18,000	5/24/2018	5/24/2018	1/31/2019	TEAM UNLIMITED LLC	XTERRA World Championship	Progress reports, final financial and written reports	Y	S
BED113	B	33,600	O	42,000	8,400	5/24/2018	5/24/2018	1/31/2019	TEAM UNLIMITED LLC	XTERRA Trail Run World Championship	Progress reports, final financial and written reports	Y	S
BED113	B	15,000	O	25,000	10,000	6/1/2018	6/1/2018	2/28/2019	HAWAIIAN CANOE RACING	2020 IVF Vaa World Sprint Championship	Progress reports, final financial and written reports	Y	S
BED113	B	-	O	15,000	15,000	6/29/2018	6/29/2018	6/30/2023	BANK OF HAWAII	Depository and Financial Services	Progress reports, final financial and written reports	Y	S
BED113	B	145,000	O	445,000	300,000	6/7/2018	6/7/2018	6/30/2019	NATIVE HAWAIIAN HOSPITALITY	Native Hawaiian Hospitality Association 2018	Progress reports, final financial and written reports	Y	S
BED113	B	32,250	O	43,000	10,750	7/30/2018	7/30/2018	9/30/2019	OMNITRAK GROUP, INC.	Resident Sentiment Survey Fall 2018	Progress reports, final financial and written reports	Y	S

Department of Business, Economic Development and Tourism
Active Contracts as of December 1, 2018

Table 14

Prog ID	MOF	Amount	Frequency	Max Value	Outstanding	Date	From	To	Entity	Contract Description	How Contract is	POS	E/L/P/C
			(M/A/O)		Balance	Executed					Monitored	Y/N	/G/S
BED113	B	7,596,334	M	7,956,036	359,702	5/11/2018	5/11/2018	12/31/2018	AEG MANAGEMENT HCC, LLC	Hawaii Convention Center	Progress reports, final financial and written reports	Y	S
BED113	B	11,370,885	M	11,924,973	554,089	5/11/2018	5/11/2018	12/31/2018	AEG MANAGEMENT HCC, LLC	Hawaii Convention Center	Progress reports, final financial and written reports	Y	S
BED113	B	324,016	O	400,600	76,584	11/30/2017	11/30/2017	6/30/2019	OMNITRAK GROUP, INC.	Data Collection and Preparation for Visitor Departure Survey	Progress reports, final financial and written reports	Y	S
BED113	B	783	O	1,175	392	2/12/2018	2/12/2018	6/30/2019	OMNITRAK GROUP, INC.	Data Collection and Preparation for Visitor Departure Survey	Progress reports, final financial and written reports	Y	S
BED113	B	22,050	O	27,850	5,800	11/30/2017	11/30/2017	6/30/2019	OMNITRAK GROUP, INC.	Data Tabulation and Reporting	Progress reports, final financial and written reports	Y	S
BED113	B	-	M	3,000	3,000	12/15/2014	12/15/2014	6/30/2019	SMS RESEARCH AND MARKETING	Domestic In-Flight Visitor's Basic Characteristic Survey	Progress reports, final financial and written reports	Y	S
BED113	B	50,000	O	60,000	10,000	4/9/2018	4/9/2018	9/30/2018	ACCESS CRUISE, INC.	Cruise Development Consultation Services	Progress reports, final financial and written reports	Y	S
BED113	B	25,000	O	133,930	108,930	9/7/2018	9/7/2018	9/30/2019	ACCESS CRUISE, INC.	Cruise Development Consultation Services	Progress reports, final financial and written reports	Y	S
BED113	B	103,700	O	133,700	30,000	2/17/2017	2/17/2017	1/31/2018	KALAIMOKU GROUP, THE	Hawaii Music Concert Series/May Day	Progress reports, final financial and written reports	Y	S

Department of Business, Economic Development and Tourism
Active Contracts as of December 1, 2018

Table 14

Prog ID	MOF	Amount	Frequency	Max Value	Outstanding	Date	From	To	Entity	Contract Description	How Contract is	POS	E/L/P/C
			(M/A/O)		Balance	Executed					Monitored	Y/N	/G/S
BED113	B	1,319,561	M	1,425,000	105,439	12/20/2017	12/20/2017	12/31/2018	AVIARPES MARKETING GARDEN	Korea MMA	Progress reports, final financial and written reports	Y	S
BED113	B	-	O	70,000	70,000	5/21/2018	5/21/2018	12/31/2018	FIRST HAWAIIAN BANK	Korea MMA	Progress reports, final financial and written reports	Y	S
BED113	B	691,261	O	907,995	216,734	12/29/2017	12/29/2017	12/31/2018	FIRST HAWAIIAN BANK	Europe MMA	Progress reports, final financial and written reports	Y	S
BED113	B	-	O	15,000	15,000	3/16/2018	3/16/2018	12/31/2018	FIRST HAWAIIAN BANK	Europe MMA	Progress reports, final financial and written reports	Y	S
BED113	B	1,545,996	M	2,000,000	454,004	12/20/2017	12/20/2017	12/31/2018	WALSHE GROUP PTY LTD, THE	Oceania MMA	Progress reports, final financial and written reports	Y	S
BED113	B	50,000	O	100,000	50,000	5/17/2018	5/17/2018	12/31/2018	FIRST HAWAIIAN BANK	Oceania MMA	Progress reports, final financial and written reports	Y	S
BED113	B	9,148	O	9,487	339	3/28/2018	3/28/2018	6/30/2018	HIGH PERFORMANCE SYSTEMS, INC.	IT Support Services	Progress reports, final financial and written reports	Y	S
BED113	B	11,380	O	25,407	14,027	5/24/2018	5/24/2018	12/31/2018	HIGH PERFORMANCE SYSTEMS, INC.	IT Support Services	Progress reports, final financial and written reports	Y	S
BED113	B	1,604,451	M	2,106,000	501,549	12/20/2017	12/20/2017	12/31/2018	BRANDSTORY INC	MMA China: 2018 China & Hong Kong MMA	Progress reports, final financial and written reports	Y	S

Department of Business, Economic Development and Tourism
Active Contracts as of December 1, 2018

Table 14

Prog ID	MOF	Amount	Frequency	Max Value	Outstanding	Date	From	To	Entity	Contract Description	How Contract is	POS	E/L/P/C
			(M/A/O)		Balance	Executed					Monitored	Y/N	/G/S
BED113	B	-	O	1,299,143	1,299,143	5/8/2018	5/8/2018	6/30/2019	MILES PARTNERSHIP, LLLP	gohawaii.com	Progress reports, final financial and written reports	Y	S
BED113	B	25,000	O	29,162	4,162	10/31/2017	10/31/2017	2/28/2018	ANTHOLOGY MARKETING GROUP, INC	MCI PR	Progress reports, final financial and written reports	Y	S
BED113	B	148,441	M	212,000	63,559	12/20/2017	12/20/2017	12/31/2018	AVIAREPS MALAYSIA	MMA Southeast Asia	Progress reports, final financial and written reports	Y	S
BED113	B	566,686	M	669,902	103,216	12/22/2017	12/22/2017	12/31/2018	HAWAII VISITORS AND CONVENTION	HVCB - Support Services	Progress reports, final financial and written reports	Y	S
BED113	B	59,188	M	65,856	6,668	5/21/2018	5/21/2018	12/31/2018	HAWAII VISITORS AND CONVENTION	HVCB - Support Services	Progress reports, final financial and written reports	Y	S
BED113	B	64,240	O	178,000	113,760	10/30/2017	10/30/2017	4/30/2019	FIRST DAUGHTER MEDIAWORKS, INC.	Digital Public Campaign and Platform	Progress reports, final financial and written reports	Y	S
BED113	B	410,418	O	500,000	89,582	12/20/2017	12/20/2017	12/31/2018	BUSINESS EVENTS HAWAII INC.	MCI Global Project Management	Progress reports, final financial and written reports	Y	S
BED113	B	2,428,611	O	3,170,000	741,389	12/22/2017	12/22/2017	12/31/2018	HAWAII VISITORS AND CONVENTION	Island Chapter Staffing and Administrative Services	Progress reports, final financial and written reports	Y	S
BED113	B	54,166	O	80,000	25,834	6/2/2017	6/2/2017	6/30/2017	ASCENDENT SPORTS GROUP, LLC	Sports Marketing Consulting	Progress reports, final financial and written reports	Y	S

Department of Business, Economic Development and Tourism
Active Contracts as of December 1, 2018

Table 14

Prog ID	MOF	Amount	Frequency	Max Value	Outstanding	Date	From	To	Entity	Contract Description	How Contract is	POS	E/L/P/C
			(M/A/O)		Balance	Executed					Monitored	Y/N	/G/S
BED113	B	64,617	O	75,000	10,383	7/30/2018	7/30/2018	10/31/2018	ASCENDENT SPORTS GROUP, LLC	Sports Marketing Consulting	Progress reports, final financial and written reports	Y	S
BED113	B	1,445,173	M	2,300,000	854,827	12/28/2017	12/28/2017	12/31/2018	VOX INTERNATIONAL INC.	Canada MMA	Progress reports, final financial and written reports	Y	S
BED113	B	45,000	O	50,000	5,000	5/15/2018	5/15/2018	12/31/2018	FIRST HAWAIIAN BANK	Canada MMA	Progress reports, final financial and written reports	Y	S
BED113	B	228,789	O	249,593	20,804	12/18/2017	12/18/2017	12/31/2018	WAHINE MEDIA, LLC	Global Social Media Program	Progress reports, final financial and written reports	Y	S
BED113	B	35,004	O	39,322	4,318	12/5/2017	12/5/2017	3/31/2018	SURAYAN, LYNN	Lynn Surayan-Sprague	Progress reports, final financial and written reports	Y	S
BED113	B	41,616	O	53,040	11,424	3/8/2018	3/8/2018	12/31/2018	SURAYAN, LYNN	Lynn Surayan-Sprague	Progress reports, final financial and written reports	Y	S
BED113	B	5,809,149	M	8,000,000	2,190,851	12/12/2017	12/12/2017	12/31/2018	A.LINK LLC	Japan MMA	Progress reports, final financial and written reports	Y	S
BED113	B	547,061	M	750,000	202,939	12/12/2017	12/12/2017	12/31/2018	A.LINK LLC	Japan MMA	Progress reports, final financial and written reports	Y	S
BED113	B	-	M	80,000	80,000	5/22/2018	5/22/2018	12/31/2018	A.LINK LLC	Japan MMA	Progress reports, final financial and written reports	Y	S

Department of Business, Economic Development and Tourism
Active Contracts as of December 1, 2018

Table 14

Prog ID	MOF	Amount	Frequency	Max Value	Outstanding	Date	From	To	Entity	Contract Description	How Contract is	POS	E/L/P/C
			(M/A/O)		Balance	Executed					Monitored	Y/N	/G/S
BED113	B	810,000	M	900,000	90,000	5/22/2018	5/22/2018	12/31/2018	A.LINK LLC	Japan MMA	Progress reports, final financial and written reports	Y	S
BED113	B	630,000	M	700,000	70,000	6/15/2018	6/15/2018	12/31/2018	A.LINK LLC	Japan MMA	Progress reports, final financial and written reports	Y	S
BED113	B	21,663,491	M	22,560,000	896,509	3/6/2018	3/6/2018	12/31/2018	HAWAII VISITORS AND CONVENTION	MMA for USA	Progress reports, final financial and written reports	Y	S
BED113	B	-	M	900,000	900,000	3/6/2018	3/6/2018	12/31/2018	HAWAII VISITORS AND CONVENTION	MMA for USA	Progress reports, final financial and written reports	Y	S
BED113	B	-	M	305,000	305,000	5/21/2018	5/21/2018	12/31/2018	HAWAII VISITORS AND CONVENTION	MMA for USA	Progress reports, final financial and written reports	Y	S
BED113	B	-	M	250,000	250,000	6/14/2018	6/14/2018	12/31/2018	HAWAII VISITORS AND CONVENTION	MMA for USA	Progress reports, final financial and written reports	Y	S
BED113	B	58,333	O	100,000	41,667	10/25/2017	10/25/2017	11/30/2018	CADES SCHUTTE A LIMITED	Legislative Package 2018	Progress reports, final financial and written reports	Y	S
BED113	B	280,000	O	318,000	38,000	11/30/2017	11/30/2017	4/1/2019	VISITOR ALOHA SOCIETY OF	Visitor Assistance Program	Progress reports, final financial and written reports	Y	S
BED113	B	124,000	O	138,000	14,000	12/20/2017	12/20/2017	4/1/2019	VASH HAWAII ISLAND	Visitor Assistance Program	Progress reports, final financial and written reports	Y	S

Department of Business, Economic Development and Tourism
Active Contracts as of December 1, 2018

Table 14

Prog ID	MOF	Amount	Frequency	Max Value	Outstanding	Date	From	To	Entity	Contract Description	How Contract is	POS	E/L/P/C
			(M/A/O)		Balance	Executed					Monitored	Y/N	/G/S
BED113	B	48,000	O	53,000	5,000	1/17/2017	1/17/2017	4/1/2018	VISITOR ALOHA SOCIETY OF	Visitor Assistance Program	Progress reports, final financial and written reports	Y	S
BED113	B	42,000	O	46,000	4,000	12/5/2017	12/5/2017	4/1/2019	MAUI VISITORS BUREAU	Visitor Assistance Program	Progress reports, final financial and written reports	Y	S
BED113	B	336,573	O	371,000	34,427	1/9/2018	1/9/2018	1/31/2019	ANTHOLOGY MARKETING GROUP, INC	General PR	Progress reports, final financial and written reports	Y	S
BED113	B	2,805	O	17,000	14,195	1/9/2018	1/9/2018	1/31/2019	ANTHOLOGY MARKETING GROUP, INC	Out-of-pocket expenses Gen PR	Progress reports, final financial and written reports	Y	S
BED113	B	-	O	25,000	25,000	10/1/2018	10/1/2018	1/31/2020	ANTHOLOGY MARKETING GROUP, INC	Out-of-pocket expenses Gen PR	Progress reports, final financial and written reports	Y	S
BED113	B	200,000	O	277,750	77,750	12/21/2017	12/21/2017	1/31/2019	PARAGON EVENTS, INC.	Executive Production of 2018 Hawai'i Global Tourism Summit	Progress reports, final financial and written reports	Y	S
BED113	B	282,590	O	326,000	43,410	9/8/2017	9/8/2017	12/31/2017	PARAGON EVENTS	Global Tourism Summit Cost Reimbursables	Progress reports, final financial and written reports	Y	S
BED113	B	82,500	O	90,000	7,500	1/9/2018	1/9/2018	12/31/2018	NEW MILLENNIUM MEETINGS, INC.	HCC Elele Program	Progress reports, final financial and written reports	Y	S
BED113	B	240,000	O	300,000	60,000	1/30/2018	1/30/2018	1/31/2019	HAWAII AG AND CULINARY	Hawai'i Food and Wine Festival	Progress reports, final financial and written reports	Y	S

Department of Business, Economic Development and Tourism
Active Contracts as of December 1, 2018

Table 14

Prog ID	MOF	Amount	Frequency	Max Value	Outstanding	Date	From	To	Entity	Contract Description	How Contract is	POS	E/L/P/C
			(M/A/O)		Balance	Executed					Monitored	Y/N	/G/S
BED113	B	40,000	O	50,000	10,000	12/5/2017	12/5/2017	11/30/2018	ODKF SUPPORT INC.	Duke's OceanFest	Progress reports, final financial and written reports	Y	S
BED113	B	50,800	O	63,500	12,700	3/6/2018	3/6/2018	3/31/2019	KONA COFFEE CULTURAL FESTIVAL	Kona Coffee Festival	Progress reports, final financial and written reports	Y	S
BED113	B	40,000	O	50,000	10,000	11/30/2017	11/30/2017	11/30/2018	KAI OPUA CANOE CLUB	Queen Lili`ouKK Long Distance Canoe Races (QLCR)	Progress reports, final financial and written reports	Y	S
BED113	B	120,000	O	150,000	30,000	11/30/2017	11/30/2017	12/31/2018	ALOHA WEEK HAWAII INC.	Aloha Festivals 2018	Progress reports, final financial and written reports	Y	S
BED113	B	180,000	O	200,000	20,000	5/1/2017	5/1/2017	12/31/2017	NORTH SHORE LIFEGUARD	Jr. Lifeguard Program	Progress reports, final financial and written reports	Y	S
BED113	B	13,187	O	26,000	12,813	1/9/2018	1/9/2018	12/31/2018	NEW MILLENNIUM MEETINGS, INC.	HCC Elele Program - Reimbursables	Progress reports, final financial and written reports	Y	S
BED113	B	-	O	108,249	108,249	11/7/2017	11/7/2017	12/31/2018	ANTHOLOGY MARKETING GROUP, INC	HTA Website	Progress reports, final financial and written reports	Y	S
BED113	B	-	O	11,300	11,300	5/25/2018	5/25/2018	12/31/2018	CADES SCHUTTE A LIMITED	Board meeting minutes	Progress reports, final financial and written reports	Y	S
BED113	B	22,500	O	45,000	22,500	5/25/2018	5/25/2018	6/30/2019	ECIVIS, INC.	Contract Management and Accounting Software	Progress reports, final financial and written reports	Y	S

Department of Business, Economic Development and Tourism
Active Contracts as of December 1, 2018

Table 14

<u>Prog ID</u>	<u>MOF</u>	<u>Amount</u>	<u>Frequency</u> <u>(M/A/O)</u>	<u>Max Value</u>	<u>Outstanding</u> <u>Balance</u>	<u>Date</u> <u>Executed</u>	<u>From</u>	<u>To</u>	<u>Entity</u>	<u>Contract Description</u>	<u>How Contract is</u> <u>Monitored</u>	<u>POS</u> <u>Y/N</u>	<u>E/L/P/C</u> <u>/G/S</u>
BED113	B	18,000	O	24,000	6,000	5/30/2018	5/30/2018	10/31/2018	INTERNATIONAL FESTIVALS &	CFEE Certification and Capacity Building	Progress reports, final financial and written reports	Y	S
BED113	B	38,567	O	64,000	25,433	12/5/2017	12/5/2017	6/19/2018	N&K CPAS, INC.	Temporary Financial Staffing Services	Progress reports, final financial and written reports	Y	S
BED113	B	33,314	O	135,000	101,687	6/14/2018	6/14/2018	6/19/2019	N&K CPAS, INC.	Temporary Financial Staffing Services	Progress reports, final financial and written reports	Y	S
BED113	B	50,000	O	80,000	30,000	9/27/2018	9/27/2018	10/31/2019	CLIMBHI	LEI Program 2018	Progress reports, final financial and written reports	Y	S
BED113	B	-	O	20,000	20,000	9/24/2018	9/24/2018	9/30/2019	HALE MUA CULTURAL GROUP	King Kamehameha Day Celebration Parade 2018 - Kona	Progress reports, final financial and written reports	Y	S
BED113	B	-	O	20,000	20,000	9/24/2018	9/24/2018	9/30/2019	HALE MUA CULTURAL GROUP	Kamehameha Day Festival 2018 - Hilo	Progress reports, final financial and written reports	Y	S
HAWAIIAN OPEN TENNIS: Considered Confidential. Contract amounts can be provided upon legislature's request.													

Capital Improvements Program (CIP) Requests

<u>Prog ID</u>	<u>Prog ID</u> <u>Priority</u>	<u>Dept- Wide</u> <u>Priority</u>	<u>Senate</u> <u>District</u>	<u>Rep.</u> <u>District</u>	<u>Project Title</u>	<u>MOF</u>	<u>FY20 \$\$\$</u>	<u>FY21 \$\$\$</u>
BED145	1	1	0	0	HSDC VENTURE CAPITAL INVESTMENT PROGRAM CASH INFUSION, STATEWIDE	C	5,000,000	-
BED142	1	2	0	0	HAWAII BROADBAND INITIATIVE, STATEWIDE	C	10,000,000	-
BED150	2	3	20	43	KALAELOA IMPROVEMENT DISTRICT PROJECT, KALAELOA, OAHU	C	2,500,000	-
BED105	1	4	13	26	CREATIVE LAB SPACE - FOREIGN TRADE ZONE & ENTREPRENEURS' SANDBOX, OAHU	C	500,000	-
BED150	1	5	12	23	KAKAAKO IMPROVEMENT DISTRICT PROJECT, KAKAAKO, OAHU	C	3,500,000	-
BED160	2	6	0	0	DWELLING UNIT REVOLVING FUND INFUSION, STATEWIDE	C	50,000,000	25,000,000
BED160	1	7	0	0	CASH INFUSION FOR RENTAL HOUSING REVOLVING FUND, STATEWIDE	C	100,000,000	100,000,000
BED143	1	8	13	26	ENTREPRENEUR'S SANDBOX, HAWAII TECHNOLOGY DEVELOPMENT CORP, OAHU	C	500,000	-

Department of Business, Economic Development and Tourism
CIP Lapses

Table 16

<u>Prog ID</u>	<u>Act/Year of Appropriation</u>	<u>Project Title</u>	<u>MOF</u>	<u>Lapse Amount</u> \$\$\$\$	<u>Reason</u>
	None				

Department of Business, Economic Development and Tourism
 Organization Changes

Table 18

<u>Year of Change FY20/FY21</u>	<u>Description of Change</u>
Change was made in FY19	Hawaii Housing Finance and Development Corporation Reorganization
	Web Link below to Department of Business, Economic Development, and Tourism Organizational Charts.
	http://files.hawaii.gov/dbedt/annuals/2018-07-12-dbedt-org-charts.pdf