

DAVID Y. IGE
Governor

JOSH GREEN
Lt. Governor



SCOTT E. ENRIGHT
Chairperson, Board of Agriculture

PHYLLIS SHIMABUKURO-GEISER
Deputy to the Chairperson

State of Hawaii
DEPARTMENT OF AGRICULTURE
1428 South King Street
Honolulu, Hawaii 96814-2512
Phone: (808) 973-9600 FAX: (808) 973-9613

TESTIMONY OF SCOTT E. ENRIGHT
CHAIRPERSON, BOARD OF AGRICULTURE

BEFORE THE SENATE COMMITTEE ON WAYS AND MEANS
MONDAY, JANUARY 7, 2019

DEPARTMENT OF AGRICULTURE
FISCAL BIENNIUM 2019-2021 BUDGET BRIEFING

Mission Statement

To further expand the role of Hawaii's agricultural industry to benefit the well-being of our island society by diversifying the economy, protecting resources important for agricultural production, and gaining greater self-sufficiency in food and renewable energy production.

Overview

The Department of Agriculture has many varied responsibilities including establishing and maintaining irrigation systems, managing agricultural lands, marketing and business development, preventing the entry of invasive species into the state, pest and disease control and eradication, maintaining healthy livestock industries, rabies prevention, and food safety and quality assurance programs.

The Department is continuing to move forward as an advocate for all agriculture; using available resources to aid the agriculture and aquaculture industries in becoming an integral part of the State's economy and moving towards the vision of an integrated 21st century agricultural economy supported by all agencies of state government.

Recent significant accomplishments include:

Land/Water

- ADC continues its land acquisitions in Central Oahu allowing increased acreage to be kept in agriculture in perpetuity. Ongoing quiet title actions and subdivision processes prevented any acquisitions in the calendar year 2018. It is anticipated that two of the remaining six parcels will be acquired in the first calendar quarter, 2019.



- Having completed the conceptual plans for the Whitmore Master Plan, ADC has contracted with the University of Arkansas to move on to the next phase of development for the processing, packing, and distribution facilities of the Wahiawa food hub. Ancillary to the food hub, ADC has also contracted with the University of Arkansas to develop an implementation plan for the old Tamura warehouse on California Avenue (acquired in 2014) to convert the warehouse into an agricultural product incubator facility for use by the University of Hawaii Community College system and farmers, if appropriate.
- In conjunction with the Office of Hawaiian Affairs (“OHA”), ADC has chosen the optimum route for the Wahiawa Recycled Water Irrigation System (that will remove wastewater from Lake Wilson while providing additional irrigation water to farmers on Galbraith land and adjacent ADC lands). At its option, OHA may choose to use reclaimed water on its lands. Final negotiations are pending with the City and County of Honolulu. One of the challenges will be to create a system whose income will be able to sustain, on its own, the anticipated operational costs.
- Over the past two legislative sessions, ADC received appropriations for the Waiahole Water System. ADC is currently developing the scope of a project to build two more reservoirs and a back-up well, all of which will be connected to the ditch, and is negotiating the acquisition of easements with the underlying landowners on which the improvements will be sited.
- Two parcels on the island of Hawaii totaling 1,696 acres were transferred into the Non-Agricultural Parks program. One is a dairy/pasture lease and the other is intensive agriculture.
- The Agricultural Resource Management Division initiated four capital improvement projects on the Big Island, two on Kauai, one on Molokai, and six on Oahu. The total contracted amount for these projects is just over \$18,000,000 and includes projects ranging from planning studies through construction. The Division also completed and closed two capital improvement projects. The first was the Kamuela Vacuum Plant cooling unit replacement and the second was the Kahuku Irrigation System meter improvement projects. These were both construction projects totaling approximately \$1.2 million .

Farmers

- Since the beginning of the Ige Administration, the Agricultural Loan Division has provided over \$13.2 million in 68 loans to Hawaii’s farmers, aquaculture operations and water associations. In 2018, loans included: five new farmer loans totaling \$516,000 for crops including cacao, mango, proteas, cassava, coffee, taro and cattle; the purchase of a goat dairy operation in Waimea allowing a younger farmer to take over a successful

farm from an older farmer seeking to retire; five emergency loans totaling \$298,000 to assist farm recovery for a Kauai taro farmer, a plant nursery on Oahu and three papaya operations on Hawaii Island.

- The ADC Galbraith and Dole lands are producing a wider variety of crops than last year. In addition to watermelons, peppers and Asian vegetables, the lands are also in avocado, banana, beans, butternut squash, cabbage, cucumbers, dragon fruit, eggplant, ginger, herbs, okra, taro, tomato, mango, lychee, beans, papaya, pumpkin, and alfalfa. Although approved, issuance of licenses to more small farmers are being held up by the farmers' inability to prepare or secure approvals of soil conservation plans. The Department received additional personnel from the Legislature last session to supplement the services provided by the federal Natural Resources Conservation Service and private soil conservation companies in meeting the demands for soil conservation plans. Another challenge is encouraging small farmers to aggregate and supply larger markets than farmers' markets.
- Effective January 2, 2019, Hawaii will be one of 16 states in which USDA will provide \$3.7 million dollars in financial assistance to fruit and vegetables producers, through a GAP assistance program, to defray the costs of undergoing a Harmonized GAP and Harmonized GAP Plus audit
- Adopted Chapter 4-162, Hawaii Administrative Rules entitled "Food Safety Certification Costs Grant Program" which establishes the requirements for the disbursement of \$500,000 appropriated from the Legislature for farmers and ranchers in meeting the costs of complying with the FSMA, U.S. Food and Drug Administration regulations and state food safety laws.
- Sponsored USDA Harmonized Good Agricultural Practices (GAP) and Harmonized GAP Plus training course. Participants included statewide QAD staff and University of Hawaii-College Tropical Agriculture and Human Resources (UH-CTAHR) Cooperative Extension Agents. The number of GAP audits performed increased 53% from last year.
- Issued contract with UH-CTAHR to assist Hawaii's egg producers to establish certification program in meeting the National Poultry Improvement Plan to ensure the production eggs free of Salmonella Enteritidis.
- The industrial hemp program has received and managed genetics from three seed development contractors for HDOA's hemp seed development program and will be awarding 14 licenses for hemp cultivation, with approximately 100 acres of growth licensed.

Invasive Species/Environment

- The Plant Quarantine Branch maintained an average of over 95% inspection rate of all aircraft, surface vessels, and associated cargo from Guam and other areas known to have BTS. No BTS have been intercepted. This function is ongoing.
- Worked with the California Department of Food and Agriculture (CDFA) to ensure that the Master Permit QC 650 is maintained so Hawaii nurseries can export compliant plant materials to California.
- 2017 Christmas Tree season resulted in 196 containers of Christmas trees imported. Due to an on-going compliance agreement which requires best management practices and phytosanitary certification, only 6 containers required additional follow up upon arrival in Hawaii, resulting in a 97% compliance rate.
- The PQ Branch is in the process of replacing the outdated Invicta Database. A modern database system is being developed to incorporate the E-manifest system, integrate all inspection data collection, and provide online support for permit application submission, payment and tracking for the public. This system will further increase staff efficiency, provide more access to information to the public, and enhance reporting so management can make data-driven decisions to prioritize limited staffing.
- The Pesticides Branch established a partnership with the West Oahu Soil and Water Conservation District by funding a program called Together We Farm that will permit our Education staff access to local immigrant farmers for pesticide safety training. This initiative was funded out of the Pesticide Use Revolving Fund. Funding was for one year but may continue up to 3 years depending on the results of the first year.
- A partnership with the University of Hawaii at Manoa College of Tropical Agriculture and Human Resources will provide funding for a “bridge” position in Pesticide Safety education associated with training and preparation of applicators for taking the Pesticide licensing exam(s).
- Conducted annual bovine tuberculosis testing of all cattle herds on East End of Molokai. No reports of presence of bovine tuberculosis. Supports tuberculosis disease free status for Hawaii.
- There were 24 detections of ticks on newly imported animals at entry. 33% of these discoveries were for ticks that are exotic to Hawaii. Ticks can transmit diseases to animals and humans.
- The Rabies Quarantine Branch implemented Chapter 4-29, HAR administrative rule changes to reduce timelines for vaccinations and successful rabies titer tests from 120 days to 30 days before arrival in Hawaii. These changes will impact the number of dogs

and cats that need to be quarantined after arrival to Hawaii by increasing the number eligible for direct release at the airport.

Market Development

- Continuation of the “Buy Local, It Matters” (BLIM), call-to-action campaign that has been promoted through EAT LOCAL television, radio, print, retail and social media campaigns. Deliverables for the campaign, include 150 million impressions via Foodland Eat Local Tuesdays campaign; \$4.7 million dollars spent on local products on Tuesdays; 10 percent increase of local products at Foodland Super Markets; 1.56 million impressions via Oceanic Time Warner Cable channels; 502,000 Social media views and likes via Facebook and Instagram
- Trademarked the “Made in Hawaii with Aloha” (MIHA) logo to be used as stated in HRS 486-119; currently, over 60 companies are licensed to use the logo on their qualifying products.
- Administered over 100 contracts funded by general, special and federal funds via the Sponsorship and Product Promotion Program (SPP), Specialty Crop Block Grant Program (SCBGP), Agricultural Food Security Special Fund and State Trade Export Promotion.
- Collaborated with the Department of Transportation, Airports Division to design the Seal of Quality and Hawaii products kiosk at the Daniel K. Inouye International Airport – currently on view at the Delta Air Lines gate area.
- Conducted Tropical Specialties Survey that was requested by the Hawaii Tropical Fruit Growers to gauge industry trends – cost \$96,000
- Conducted Farm Equipment Survey to demonstrate to farm equipment manufacturers that Hawaii demand continues despite decrease in “big ag” – cost

Federal Funds

Departmental programs actively pursue federal funds through applying for grants and entering into cooperative agreements. In order to leverage state funds, important federal partnerships with various US Department of Agriculture agencies such as the Animal and Plant Health Inspection Service, Rural Development program, Farm Service Agency, Natural Resource Conservation Service, Sustainable Agriculture Research and Education program and the Department of Interior- Bureau of Reclamation will continue to be fostered. Federal funding amounts vary from year to year but the core functions of the department are not dependent on federal funds.

Non-General Funds

Reports on the Department's non-general funds can be found here:

<https://budget.hawaii.gov/wp-content/uploads/2018/12/AGR.pdf>

Budget Request

The Departmental budget process seeks to first utilize available resources to fund priority personnel and other departmental needs through trade-offs and transfers. Non-general funds are also considered when appropriate while ensuring that program revenues can sustain the additional obligations. When additional resources are required the Department is mindful of the economic condition of the State and keeps requests for additional resource at a minimum.

Major operating requests for the biennium include positions to support the implementation of the Hawaii Interagency Biosecurity Plan and Environmental Health Specialists to support implement the pesticide regulations in Act 45/SLH 2018.

Capital improvements program requests include funds for a Cash Infusion for the Agricultural Loan Revolving fund, Airport Animal Quarantine Holding Facility Improvements, Kahuku Agricultural Park Improvements and Waimanalo Irrigation System Improvements.

Department of Agriculture
Functions

Table 1

<u>Division</u>	<u>Description of Function</u>	<u>Activities</u>	<u>Prog ID(s)</u>	<u>Statutory Reference</u>
CHR/ Admin Services	Reviews and develops agricultural goals and objectives compatible with statewide expansion, improving self-sufficiency in food production and diversification of Hawaii's agricultural base to better serve the community and the industry. Provide department-wide administrative support.	Plan, direct, coordinate and manage activities of the department; Improve the provision of fiscal, personnel management, computer services, budget and management and property management services for the department.	AGR 192	Ch 226-7 HRS
Plant Industry	Prevents the introduction of plant pests and diseases, provides certification services to facilitate the export of certain plant materials, controls and eradicates insects and noxious weeds, and controls the distribution and usage of pesticides.	Inspection for alien species; surveillance and control of plant pests and plant pathogens; license and classify pesticide products; test competency of pesticide applicators; enforce pesticide requirements; conduct chemical analysis of samples	AGR 122, AGR 846	Ch 141-3,141-3.5, 141-3.6, 149A-152 HRS
ARM/ADC	Carries out programs to conserve, develop, and utilize the agricultural resources and infrastructure of the State; facilitates diversified farming and enforces and formulates and enforces laws, rules, and regulations to efficiently manage these resources.	Manage, operate and develop state agricultural land and irrigation systems; implement design and construction of capital improvement projects to improve access to agricultural lands and irrigation systems and to develop processing facilities to enhance marketability of commodities	AGR 141, AGR 161	Ch 166-168, 171 HRS
Ag Loan	Administers the agricultural and aquacultural loan programs	Provide agricultural and aquacultural loans to encourage such activities; assist farmers and aquaculturists in securing credit from private lenders; provide loans during emergencies or natural disasters; service and counsel existing and prospective borrowers	AGR 101	Ch 155 HRS
Agric Dev	Collects and disseminates statistical data on agricultural production, supports marketing and research on various agricultural commodities.	Facilitate export of agricultural products; assist agricultural and food manufacturing industries to maintain viability; conduct business feasibility analysis and research; develop market information and growth potentials for specific agricultural and food manufacturing industries; meet with individuals and industry groups to discuss implement, coordinate and improve State programs	AGR 171	Ch 141, 148
Quality Assurance	Establishes and enforces grade standards for agricultural commodities producers in the State in cooperation with the industry, and to achieve stability within various commodity sectors like milk, coffee, eggs, papaya; implement food safety certification program.	Administer and conduct fee for service inspection, certification and audits, label enforcement and licensing of dealers relating to agricultural commodities; review and adjust producer production quotas and price of milk; implement proces to certify that farms are food safe.	AGR 151	Ch 144-147, 157 HRS

Department of Agriculture
Functions

Table 1

<u>Division</u>	<u>Description of Function</u>	<u>Activities</u>	<u>Prog ID(s)</u>	<u>Statutory Reference</u>
Animal Disease Control	Administers the state animal health programs and aquaculture development program	Regulate animal importation; inspection and quarantine of dogs and cats; prevent the introduction of economically important livestock and poultry diseases and pests and agents with public health impact; maintain animal disease control programs with public health impact; maintain disease-free statuses of economically important livestock diseases under Federal-State Control and eradication programs; Emergency preparedness activities related to highly contagious livestock and poultry diseases or natural disasters; aquatic health management, aquaculture promotion and development	AGR 132, AGR 131, AGR 153	Ch 142-143 HRS, Ch 141-2.5 HRS
Quality Assurance	Maintains official State primary measurement standards; ensures accuracy of commercial measuring devices	Inspect weight, volume and linear measuring devices; calibrate measurement standards; test fuel for octane content; inspect consumer packages for content; inspect consumer products for price verification; license weighmasters and service agencies	AGR 812	Ch 486 HRS

Department of Agriculture
Department-Wide Totals

Table 2

Fiscal Year 2019				
Act 53/18 Appropriation	Restriction	Emergency Appropriations	Total FY18	MOF
\$ 16,929,205.00	\$ (616,460.00)		\$ 16,312,745.00	A
\$ 20,046,641.00			\$ 20,046,641.00	B
\$ 1,007,003.00			\$ 1,007,003.00	N
\$ 1,937,280.00			\$ 1,937,280.00	P
\$ 812,962.00			\$ 812,962.00	T
\$ 212,095.00			\$ 212,095.00	U
\$ 13,347,456.00			\$ 13,347,456.00	W
\$ 54,292,642.00	\$ (616,460.00)	\$ -	\$ 53,676,182.00	Total
Fiscal Year 2020				
Act 53/18 Appropriation	Reductions	Additions	Total FY19	MOF
\$ 16,929,205.00	\$ (2,150,000.00)	\$ 851,676.00	\$ 15,630,881.00	A
\$ 20,046,641.00	\$ (546,878.00)	\$ 577,995.00	\$ 20,077,758.00	B
\$ 1,007,003.00			\$ 1,007,003.00	N
\$ 1,937,280.00	\$ (147,177.00)		\$ 1,790,103.00	P
\$ 812,962.00			\$ 812,962.00	T
\$ 212,095.00			\$ 212,095.00	U
\$ 13,347,456.00	\$ (242,392.00)	\$ 1,040,358.00	\$ 14,145,422.00	W
\$ 54,292,642.00	\$ (3,086,447.00)	\$ 2,470,029.00	\$ 53,676,224.00	Total
Fiscal Year 2021				
Act 53/18 Appropriation	Reductions	Additions	Total FY19	MOF
\$ 16,929,205.00	\$ (2,150,000.00)	\$ 981,470.00	\$ 15,760,675.00	A
\$ 20,046,641.00	\$ (546,878.00)	\$ 615,357.00	\$ 20,115,120.00	B
\$ 1,007,003.00			\$ 1,007,003.00	N
\$ 1,937,280.00	\$ (147,177.00)		\$ 1,790,103.00	P
\$ 812,962.00			\$ 812,962.00	T
\$ 212,095.00			\$ 212,095.00	U
\$ 13,347,456.00	\$ (242,392.00)	\$ 970,642.00	\$ 14,075,706.00	W
\$ 54,292,642.00	\$ (3,086,447.00)	\$ 2,567,469.00	\$ 53,773,664.00	Total

Department of Agriculture
Program ID Totals

Prog ID	Program Title	MOF	As budgeted in Act 53/18 (FY19)			Governor's Submittal (FY20)				Governor's Submittal (FY21)			
			Pos (P)	Pos (T)	\$\$\$	Pos (P)	Pos (T)	\$\$\$	Percent Change of \$\$\$\$	Pos (P)	Pos (T)	\$\$\$	Percent Change of \$\$\$\$
AGR 101	Financial Assistance for Agriculture	B	9.00	-	\$ 1,750,775	9.00	-	1,360,982	-22%	9.00	-	1,360,982	-22%
		W	-	-	\$ 5,500,000	-	-	5,500,000	0%	-	-	5,500,000	0%
AGR 122	Plant Pest and Disease Control	A	78.00	-	\$ 5,563,189	82.00	-	5,825,055	5%	82.00	-	5,934,723	7%
		B	42.00	-	\$ 8,347,402	42.00	-	8,452,184	1%	42.00	-	8,464,304	1%
		P	-	5.00	\$ 675,589	-	2.00	528,412	-22%	-	2.00	528,412	-22%
		T	-	-	\$ 512,962	-	-	512,962	0%	-	-	512,962	0%
		U	-	-	\$ 212,095	-	-	212,095	0%	-	-	212,095	0%
		W	-	-	\$ 50,360	-	-	50,360	0%	-	-	50,360	0%
AGR 131	Rabies Quarantine	B	36.32	1.25	\$ 4,003,574	36.32	1.25	4,147,018	4%	36.32	1.25	4,159,140	4%
AGR 132	Animal Disease Cntrl	A	21.68	-	\$ 1,508,333	22.68	-	1,594,651	6%	22.68	-	1,614,083	7%
		B	4.00	-	\$ 196,952	3.00	-	145,074	-26%	3.00	-	145,074	-26%
		P	-	3.00	\$ 438,438	-	3.00	438,438	0%	-	3.00	438,438	0%
AGR 141	Agricultural Resource Management	A	7.00	-	\$ 574,708	7.50	-	704,788	23%	7.50	-	704,788	23%
		B	24.50	-	\$ 2,602,535	24.50	-	2,867,209	10%	24.50	-	2,879,329	11%
		W	7.50	-	\$ 1,255,986	7.00	-	1,239,512	-1%	7.00	-	1,242,351	-1%
AGR 151	Quality and Price Assurance	A	20.00	-	\$ 1,614,659	20.00	-	1,685,357	4%	20.00	-	1,685,357	4%
		B	3.00	-	\$ 421,307	3.00	-	449,301	7%	3.00	-	450,301	7%
		P	-	-	\$ 138,624	-	-	138,624	0%	-	-	138,624	0%
		T	-	-	\$ 300,000	-	-	300,000	0%	-	-	300,000	0%
		W	-	10.00	\$ 567,020	-	10.00	599,020	6%	-	10.00	601,859	6%
AGR 153	Aquaculture Dev.	A	4.00	-	\$ 312,913	4.00	-	336,555	8%	4.00	-	336,555	8%
		B	-	-	\$ 125,000	-	-	125,000	0%	-	-	125,000	0%
AGR 161	Agribusiness Dev.	A	-	2.00	\$ 950,293	-	2.00	150,293	-84%	-	2.00	150,293	-84%
		B	-	-	\$ 500,000	-	-	500,000	0%	-	-	500,000	0%
		W	-	12.00	\$ 4,070,594	-	14.00	4,866,087	20%	-	14.00	4,787,854	18%
AGR 171	Agricultural Dev.	A	13.00	-	\$ 1,845,774	13.00	-	1,708,117	-7%	13.00	-	1,708,117	-7%
		B	-	-	\$ 420,000	-	-	420,000	0%	-	-	420,000	0%
		N	-	-	\$ 1,007,003	-	-	1,007,003	0%	-	-	1,007,003	0%
		P	-	-	\$ 220,000	-	-	220,000	0%	-	-	220,000	0%
AGR 192	General Admin. for Agriculture	A	26.00	-	\$ 2,409,770	27.00	-	2,184,986	-9%	27.00	-	2,184,986	-9%
		B	6.00	-	\$ 1,228,096	6.00	-	1,244,990	1%	6.00	-	1,244,990	1%
AGR 812	Measurement Stds	A	6.00	-	\$ 378,317	6.00	-	396,217	5%	6.00	-	396,911	5%
		B	4.00	-	\$ 451,000	4.00	-	366,000	-19%	4.00	-	366,000	-19%

Department of Agriculture
Program ID Totals

Table 3

AGR 846	Pesticides	A	17.00	-	\$ 1,771,249	17.00	-	1,044,862	-41%	17.00	-	1,044,862	-41%
		P	2.00	1.00	\$ 464,629	2.00	1.00	464,629	0%	2.00	1.00	464,629	0%
		W	11.00	-	\$ 1,903,496	11.00	2.00	1,890,443	-1%	11.00	2.00	1,893,282	-1%
		A	192.68	2.00	\$ 16,929,205	199.18	2.00	\$ 15,630,881	-8%	199.18	2.00	\$ 15,760,675	-7%
		B	128.82	1.25	\$ 20,046,641	127.82	1.25	\$ 20,077,758	0%	127.82	1.25	\$ 20,115,120	0%
		N	0.00	0.00	\$ 1,007,003	0.00	0.00	\$ 1,007,003	0%	0.00	0.00	\$ 1,007,003	0%
		P	2.00	9.00	\$ 1,937,280	2.00	6.00	\$ 1,790,103	-8%	2.00	6.00	\$ 1,790,103	-8%
		T	0.00	0.00	\$ 812,962	0.00	0.00	\$ 812,962	0%	0.00	0.00	\$ 812,962	0%
		U	0.00	0.00	\$ 212,095	0.00	0.00	\$ 212,095	0%	0.00	0.00	\$ 212,095	0%
		W	18.50	22.00	\$ 13,347,456	18.00	26.00	\$ 14,145,422	6%	18.00	26.00	\$ 14,075,706	5%
			342.00	34.25	\$ 54,292,642	347.00	35.25	\$ 53,676,224		347.00	35.25	\$ 53,773,664	

Department of Agriculture
Budget Decisions

Table 4

Prog ID	Sub-Org	Description of Request	MOF	Initial Department Requests						Budget and Finance Recommendations						Governor's Decision					
				FY20			FY21			FY20			FY21			FY20			FY21		
				Pos (P)	Pos (T)	\$\$\$	Pos (P)	Pos (T)	\$\$\$	Pos (P)	Pos (T)	\$\$\$	Pos (P)	Pos (T)	\$\$\$	Pos (P)	Pos (T)	\$\$\$	Pos (P)	Pos (T)	\$\$\$
AGR 101	GA	General Fund Supplement for the Agricultural Loan Revolving fund	A			\$ 7,500,000			\$ 5,000,000			\$ -			\$ -			\$ -			\$ -
AGR 122	EB	Establish Positions for Biosecurity Plan	A	4.00		\$ 103,908	4.00		\$ 207,816	4.00		\$ 103,908	4.00		\$ 207,816	4.00		\$ 103,908	4.00		\$ 207,816
AGR 131	DB	Establish Part Time Janitor Position	B	0.25		\$ 16,728	0.25		\$ 16,728	-		\$ -			\$ -			\$ -			\$ -
AGR 132	DC	Delete Special Funded Livestock Inspector Position	B	(1.00)		\$ (51,878)	(1.00)		\$ (51,878)	(1.00)		\$ (51,878)	(1.00)		\$ (51,878)	(1.00)		\$ (51,878)	(1.00)		\$ (51,878)
AGR 132	DC	Increase FTE for Quarantine Animal Caretakers and Establish Livestock Inspector Position	A	2.50		\$ 88,860	2.50		\$ 106,988	1.00		\$ 18,138	1.00		\$ 36,876	1.00		\$ 18,138	1.00		\$ 36,876
AGR 141	HA	Transfer 2.50 FTE from Revolving Funds to General Funds	A	2.50		\$ 121,698	2.50		\$ 121,698	0.50		\$ 26,412	0.50		\$ 26,412	0.50		\$ 26,412	0.50		\$ 26,412
AGR 141	HA	Transfer 2.50 FTE from Revolving Funds to General Funds	W	(2.50)		\$ (194,717)	(2.50)		\$ (194,717)	(0.50)		\$ (42,392)	(0.50)		\$ (42,392)	(0.50)		\$ (42,392)	(0.50)		\$ (42,392)
AGR 141	HA	Ceiling Increase for Other current Expenses- Non Ag Park	B			\$ 50,000			\$ 50,000			\$ 50,000			\$ 50,000			\$ 50,000			\$ 50,000
AGR 141	HA	Ceiling Increase for Other current Expenses- Ag Park	B			\$ 50,000			\$ 50,000			\$ -			\$ -			\$ -			\$ -
AGR 141	HA	General Funds for Litigation	A			\$ 1,600,000															
AGR 151	BB	Increase Special Fund Ceiling for Special Fund Assessment Costs	B			\$ 10,000			\$ 11,000			\$ 10,000			\$ 11,000			\$ 10,000			\$ 11,000
AGR 151	BB	Food Safety Grants	A			\$ 500,000			\$ 500,000												
AGR 161	KA	Increase Revolving Fund Ceiling for Personnel Costs and Other Current Expenses	W		2.00	\$ 1,283,008		2.00	\$ 1,051,936		2.00	\$ 733,008		2.00	\$ 651,936		2.00	\$ 733,008		2.00	\$ 651,936
AGR 161	KC	Increase Revolving Fund Ceiling for Personnel Costs	W			\$ 20,800			\$ 20,800			\$ 20,800			\$ 20,800			\$ 20,800			\$ 20,800
AGR 171	BA	Establish Economic Development Specialist Position	A	1.00		\$ 29,808	1.00		\$ 59,616			\$ -			\$ -			\$ -			\$ -
AGR 171	BC	General Funds for Agricultural Surveys	A			\$ 240,000			\$ 240,000			\$ -			\$ -			\$ -			\$ -
AGR 171	BE	General Funds for EDP Maintenance-Contract Maintenance System	A			\$ 20,000			\$ 20,000			\$ -			\$ -			\$ -			\$ -
AGR 192	AA	Full Year Funding for Program Specialist Position	A	1.00		\$ 73,316	1.00		\$ 73,316	1.00		\$ 73,316	1.00		\$ 73,316	1.00		\$ 73,316	1.00		\$ 73,316
AGR 192	AA	General Funds for Repairs and Maintenance	A			\$ 75,000			\$ 75,000			\$ -			\$ -			\$ -			\$ -
AGR 812	CA	Delete Motor Vehicles from Special Fund Ceiling	B			\$ (80,000)			\$ (80,000)			\$ (80,000)			\$ (80,000)			\$ (80,000)			\$ (80,000)
AGR 812	CA	Delete Equipment from Special Fund Ceiling	B			\$ (5,000)			\$ (5,000)			\$ (5,000)			\$ (5,000)			\$ (5,000)			\$ (5,000)
AGR 846	EE	Establish two Environmental Health Specialist III Positions	A	2.00		\$ 97,896	2.00		\$ 97,896												
		Establish two Environmental Health Specialist III Positions	W							2.00		\$ 157,123	2.00		\$ 157,123	2.00		\$ 157,123	2.00		\$ 157,123
AGR 846	EE	Delete Equipment from Revolving Fund Ceiling	W			\$ (200,000)			\$ (200,000)			\$ (200,000)			\$ (200,000)			\$ (200,000)			\$ (200,000)
AGR 846	EE	Delete General Funded Non-Recurring Costs	A			\$ (750,000)			\$ (750,000)			\$ (750,000)			\$ (750,000)			\$ (750,000)			\$ (750,000)

Department of Agriculture
Proposed Budget Reductions

Table 5

Prog ID	Sub-Org	Description of Reduction	Impact of Reduction	MOF	FY20			FY21			FY19
					Pos (P)	Pos (T)	\$\$\$\$	Pos (P)	Pos (T)	\$\$\$\$	Restriction (Y/N)
AGR 101	GA	Hawaii Water Infrastructure Special Fund Ceiling	Program will request additional ceiling in the future if needed	B			\$ 410,000			\$ 410,000	N
AGR 122	EC	Delete federal funded positions	None	P	3.00		\$ 147,177	3.00		\$ 147,177	N
AGR 132	DC	Delete Livestock Inspector position	None	B	1.00		\$ 51,878	1.00		\$ 51,878	N
AGR 161	KA	Non-recurring cost- Invasive and Hazardoue Plant Mitigation	None	A			\$ 800,000			\$ 800,000	N
AGR 171	BE	Chapter 42F; Hawaii Fruit Growers	None	A			\$ 200,000			\$ 200,000	N
AGR 192	AA	Chapter 42F; Hawaii Agricultural Foundation	None	A			\$ 400,000			\$ 400,000	N
AGR 812	CA	Non-recurring cost- Motor Vehicles	Program will submit budget requests for future purchases	B			\$ 80,000			\$ 80,000	N
AGR 812	CA	Non-recurring cost- Equipment	Program will submit budget requests for future purchases	B			\$ 5,000			\$ 5,000	N
AGR 846	EE	Non-recurring cost- Equipment	Program will submit budget requests for future purchases	W			\$ 200,000			\$ 200,000	N
AGR 846	EE	Non-recurring cost- Pesticide regulation	Program will cover necessary costs within current ceiling	A			\$ 750,000			\$ 750,000	N

Department of Agriculture
Proposed Budget Additions

Table 6

Prog ID	Sub-Org	Addition Type	Prog ID Priority	Dept-Wide Priority	Description of Addition	Justification	MOF	FY20			FY21		
								Pos (P)	Pos (T)	\$\$\$	Pos (P)	Pos (T)	\$\$\$
AGR 122	EB	AR	1	1	Establish positions for Biosecurity program	The Hawai'i Interagency Biosecurity Plan was developed in 2017, to address all three biosecurity areas including pre-border (for example, agreements on handling and treatment of products before they enter the state), border (for example, inspection authorities and technologies), and post-border (for example, tools and capacity for response after invasive species have become established). This request for 4 new positions support the plan in the State's determination to address invasive species at pre-border areas. Hiring an entomologist, a plant pathologist and a botanist will support the efforts to conduct risk analysis on pathways and on organisms and commodities entering Hawaii. The fourth position will be a data management specialist to support the new Plant Quarantine (PQ) database system.	A	4.00		103,908	4.00		207,816
AGR 132	DC	AR	1	2	Establish Livestock Inspector Position	The Livestock Inspector position is needed to perform inspection duties at AAQHF. Addition of this position will allow for extension of release hours at AAQHF so animals received can be inspected and processed in a timely manner. This position would also be deployed to the field for disease investigations and response which are likely to increase due to planned opening of commercial layer operation.	A	1.00		18,138			36,876
AGR 141	HA	AR	1	4	Transfer .50 FT Engineer position from revolving to general funds	The permanent loss of rental income for the Molokai Pipeline and increased utility & maintenance and repair costs, has caused the Irrigation System Revolving fund to begin operating at a permanent revenue/expense deficit of approximately \$250,000. The program is in the process of conducting a rate study to determine if a water delivery rate increase is feasible and if so, should provide some of the additional income needed to rebalance the fund.	A	0.50		26,412	0.50		26,412
AGR 141	HA	NG/AR	2	8	Increase ceiling for other current expenses for the Non-Agricultural Parks Special fund	Ch 166 E land transfers from the DLNR to this department has increased the branch's operating costs for utilities, land maintenance, and travel expenses.	B			50,000			50,000
AGR 151	BB	NG/AR	1	9	Increase special fund ceiling for special fund assessment costs	Act 73, SLH, 2010 created the Agricultural Development and Food Security Special Fund, which provides funding for agricultural inspector positions in the Department of Agriculture. There is no appropriation for any operating expenses to cover the Special Fund Assessment. The request is for appropriation to cover the Special Fund Assessment needed to administer the fund.	B			10,000			11,000

Department of Agriculture
Proposed Budget Additions

Table 6

<u>Prog ID</u>	<u>Sub-Org</u>	<u>Addition Type</u>	<u>Prog ID Priority</u>	<u>Dept- Wide Priority</u>	<u>Description of Addition</u>	<u>Justification</u>	<u>MOF</u>	<u>Pos (P)</u>	<u>Pos (T)</u>	<u>\$\$\$</u>	<u>Pos (P)</u>	<u>Pos (T)</u>	<u>\$\$\$</u>
AGR 161	KA	NG/AR	1	6	Increase Hawaii Agricultural Development revolving fund ceiling for personal services and other current expenses	Pursuant to an anticipated contract with NAVFAC, the ADC will operate and maintain Kawaiele pumping station, adjacent to Pacific Missile Range Facility (PMRF), and the Nohili pumping station on the base, along with the associated drainage system. The irrigation service supervisor would perform technical as well as routine maintenance work, while directing and supervising a worker who will assist the supervisor. The worker will primarily perform groundskeeping work, clean debris from the drainage system, and perform troubleshooting tasks as needed. For health and safety reasons, working near waterways, the supervisor and worker must work in tandem.	W		2.00	1,051,936		2.00	651,936
AGR 161	KC	NG/AR	2	7	Increase revolving fund ceiling or personal services	The Water System Office Manager (to be hired) will be upgraded to include preparing monthly reports and being more involved with interfacing with water user management, as well as be familiar with the physical layout of the water system and land that is served by the system, while performing bookkeeping and all general office duties. Increase in duties will require pay increase for position.	W			20,800			20,800
AGR 192	AA	AR	1	5	Full year funding for Program Specialist position	Two Program Specialist VI positions were established in Act 53/18 but the funds provided were adequate for only one position. A Legislative adjustment related to this position deleted one position and funds from the general fund budget but the position identified is budgeted as a special fund position. This resulted in inadequate funding and no FTE for this Program Specialist position. These positions will be responsible for a Farm to State program which will facilitate the use of locally grown food in State institutions.	A	1.00		73,316	1.00		73,316
AGR 846	EE	AR	1	3	Establish two revolving funded Environmental Health Specialist positions to support Act 45/SLH 2018	Act 45, SLH 2018 created various program changes to the Department's Pesticides Branch. Post application reporting for every user of restricted use pesticides (RUP) is a requirement through annual reports submitted by user to the Department. These reports require specific calculations and tracking. Act 45, SLH 2018 also creates 100 foot buffer zones of RUP use around schools during normal school hours. The Act creates a ban on Chlorpyrifos beginning January 1, 2019, allowing only those that receive a permit the ability to use Chlorpyrifos until December 31, 2022. The measure also gave the Department funds for outreach and education, including 2 positions for the purposes of the Act. The work described here identifies completely new policies to which the Department must regulate. In turn, educating and informing all RUP users on new policies will require time and commitment from the State. This request seeks to solidify the State's commitment to Act 45, SLH 2018 by placing the positions within the State budget.							

Department of Agriculture
Proposed Budget Additions

Table 6

<u>Prog ID</u>	<u>Sub-Org</u>	<u>Addition Type</u>	<u>Prog ID Priority</u>	<u>Dept-Wide Priority</u>	<u>Description of Addition</u>	<u>Justification</u>	<u>MOF</u>	<u>Pos (P)</u>	<u>Pos (T)</u>	<u>\$\$\$</u>	<u>Pos (P)</u>	<u>Pos (T)</u>	<u>\$\$\$</u>

Department of Agriculture
 FB 2017 - 2019 Restrictions

Table 7

<u>Fiscal Year</u>	<u>Prog ID</u>	<u>Sub-Org</u>	<u>MOF</u>	<u>Budgeted by Dept</u>	<u>Restriction</u>	<u>Difference Between Budgeted & Restricted</u>	<u>Percent Difference</u>	<u>Impact</u>
2018	AGR 122	EB	A	\$ 3,406,860	\$ 237,516	\$ 3,169,344	7.0%	Funds budget for personnel; delay in hiring
2018	AGR 122	EC	A	\$ 1,465,583	\$ 286,824	\$ 1,178,759	19.6%	Funds budget for personnel and queen bee program; delay in hiring and reduction in projects undertaken
2018	AGR 132	DD	A	\$ 933,443	\$ 9,554	\$ 923,889	1.0%	Funds budget for personnel; delay in hiring
2018	AGR 151	BB	A	\$ 1,469,537	\$ 30,912	\$ 1,438,625	2.1%	Funds budget for personnel; delay in hiring
2018	AGR 161	KA	A	\$ 250,601	\$ 50,601	\$ 200,000	20.2%	Funds budget for personnel; delay in hiring
2018	AGR 171	BC	A	\$ 158,206	\$ 97,176	\$ 61,030	61.4%	Funds budget for personnel; delay in hiring
2018	AGR 171	BD	A	\$ 193,998	\$ 46,140	\$ 147,858	23.8%	Funds budget for personnel; delay in hiring
2018	AGR 171	BE	A	\$ 1,131,536	\$ 500,000	\$ 631,536	44.2%	Funds budgeted for agricultural innovations program; no projects undertaken for FY 18
2019	AGR 122	EC	A	\$ 1,465,583	\$ 225,000	\$ 1,240,583	15.4%	Funds budgeted for queen bee program; reduction in activity for program
2019	AGR 171	BE	A	\$ 1,331,536	\$ 391,460	\$ 940,076	29.4%	Funds budgeted for agricultural innovations program; reduced number of projects undertaken for FY 19

Department of Agriculture
Emergency Appropriation Requests

Table 8

<u>Prog ID</u>	<u>Description of Request</u>	<u>Explanation of Request</u>	<u>MOF</u>	<u>Pos (P)</u>	<u>Pos (T)</u>	<u>\$\$\$</u>
	None					

Department of Agriculture
Expenditures Exceeding Appropriation Ceilings in FY18 and FY19

Table 9

<u>Prog ID</u>	<u>MOF</u>	<u>Date</u>	<u>Appropriation</u>	<u>Amount Exceeding Appropriation</u>	<u>Percent Exceeded</u>	<u>Reason for Exceeding Ceiling</u>	<u>Legal Authority</u>	<u>Recurring (Y/N)</u>	<u>GF Impact (Y/N)</u>
NONE									

Department of Agriculture
 Intradepartmental Transfers in FY18 and FY19

Table 10

<u>Actual or Anticipated Date of Transfer</u>	<u>MOF</u>	<u>Pos (P)</u>	<u>Pos (T)</u>	<u>\$\$\$</u>	<u>From Prog ID</u>	<u>Percent of Program ID Appropriation Transferred From</u>	<u>To Prog ID</u>	<u>Percent of Receiving Program ID Appropriation</u>	<u>Reason for Transfer</u>	<u>Recurring (Y/N)</u>
NONE										

Department of Agriculture
Vacancy Report as of November 30, 2018

Table 11

Prog ID	Sub- Org	Date of Vacancy	Expected Fill Date	Position Number	Position Title	Exempt (Y/N)	SR Level	BU Code	Perm Temp (P/T)	FTE	MOF	Budgeted Amount	Actual Salary Last Paid	Authority to Hire (Y/N)	Occupied by 89 Day Hire (Y/N)	# of 89 Hire Appts	Describe if Filled by other Means	Priority # to Retain
AGR 171	BD	1/1/2017		122613	ECONOMIST VII	N	SR26	13	P	1.00	A	\$ 60,780	N/A	Y	N	N/A	N/A	1
AGR 846	EE	5/23/2018		46438	CHEMIST III	N	SR20	13	P	1.00	A	\$ 50,772	\$ 51,792	Y	Y	1	N/A	2
AGR 846	EE	7/1/2018		122876	ENVIRONMENTAL HEALTH SPECIALIST III (Hilo Education) (NTE 6/30/19)	N	SR20	13	T	1.00	A	\$ 52,824	N/A	Y	N	N/A	N/A	3
AGR 846	EE	7/1/2018		122875	ENVIRONMENTAL HEALTH SPECIALIST III (Maui Education) (NTE 6/30/19)	N	SR20	13	T	1.00	A	\$ 52,824	N/A	Y	N	N/A	N/A	4
AGR 846	EE	9/17/2018		30051	ENVIRONMENTAL HEALTH SPECIALIST III (Oahu Enforcement) (NTE 6/30/19)	N	SR20	13	P	1.00	P	\$ 46,140	\$ 45,288	Y	Y	1	N/A	5
AGR 846	EE	10/1/2017		7525	ENVIRONMENTAL HEALTH SPECIALIST IV (Oahu Enforcement)	N	SR22	13	P	1.00	A	\$ 75,192	\$ 76,692	Y	N	N/A	N/A	6
AGR 846	EE	6/4/2018		122672	CHEMIST IV	N	SR20	13	P	1.00	A	\$ 52,824	N/A	Y	N	N/A	N/A	7
AGR 846	EE	7/1/2017		98017A	ENVIRONMENTAL HEALTH SPECIALIST III (Case Dev)	N	SR20	13	P	1.00	A	\$ 52,824	N/A	Y	N	N/A	N/A	8
AGR 846	EE	7/1/2017		98018A	ENVIRONMENTAL HEALTH SPECIALIST III (Case Dev)	N	SR20	13	P	1.00	A	\$ 52,824	N/A	Y	N	N/A	N/A	9
AGR 846	EE	7/1/2017		98020A	ENVIRONMENTAL HEALTH SPECIALIST III (Reg & Tech)	N	SR20	13	P	1.00	W	\$ 52,824	N/A	Y	N	N/A	N/A	10
AGR 151	BB	7/1/2016		98021A	CLERICAL FOOD SAFETY PROGRAM	Y	SRNA	3	T	1.00	A	\$ 34,260	N/A	Y	N	N/A	N/A	11
AGR 122	EB	1/1/2018		43157	PLANT QUARANTINE INSPECTOR V (Land Vertebrate)	N	SR24	13	P	1.00	A	\$ 84,612	\$ 86,304	Y	N	N/A	Temp Assignment	12
AGR 122	EB	9/4/2018		120740	PLANT QUARANTINE INSPECTOR III (MAUI)	N	SR20	13	P	1.00	A	\$ 54,960	\$ 45,288	Y	N	N/A	N/A	14
AGR 122	EB	4/1/2017		12327	PLANT QUARANTINE INSPECTOR III (Oahu)	N	SR20	13	P	1.00	A	\$ 48,828	\$ 48,828	Y	N	N/A	N/A	16
AGR 131	DB	6/20/2018		42289	LIVESTOCK INSPECTOR II (NTE 6/30/19)	N	SR13	3	T	1.00	B	\$ 33,756	\$ 31,548	Y	N	N/A	N/A	17
AGR 122	ED	7/1/2018		24822	NOXIOUS WEED SPECIALIST IV	N	SR22	13	P	1.00	A	\$ 72,324	\$ 73,776	Y	N	N/A	N/A	18
AGR 122	EC	3/4/2014		118280	ENTOMOLOGIST IV (CAPS) (NTE 6/30/19)	N	SR22	13	T	1.00	P	\$ 50,172	\$ 49,308	Y	N	N/A	N/A	19
AGR 132	DC	9/1/2018		2828	VETERINARY MEDICAL OFFICER II (MAUI)	N	SR26	13	P	1.00	A	\$ 69,540	\$ 73,776	Y	Y	1	N/A	20
AGR 151	BB	12/31/2016		40690	AGRICULTURAL COMMODITIES MARKETING SPECIALIST V (KONA)	N	SR24	13	P	1.00	A	\$ 84,612	\$ 78,624	Y	N	N/A	N/A	21
AGR 141	HA	7/1/2014		122872	SECRETARY II (PPC)	N	SR12	3	P	1.00	B	\$ 31,740	N/A	Y	N	N/A	N/A	22
AGR 141	HA	5/9/2018		12995	IRRIGATION SYSTEM SERVICE WORKER I (WAIMEA)	N	BC05	1	P	1.00	W	\$ 43,308	\$ 43,308	Y	Y	1	N/A	23
AGR 141	HA	8/16/2018		9875	IRRIGATION SYSTEM SERVICE WORKER II (OAHU)	N	BC07	1	P	1.00	B	\$ 46,848	\$ 48,348	Y	N	N/A	N/A	24
AGR 141	HA	12/22/2015		121888	IRRIGATION SYSTEM SERVICE WORKER II (MAUI)	N	BC07	1	P	1.00	B	\$ 46,848	N/A	Y	N	N/A	N/A	25
AGR 141	HA	11/2/2018		117895	IRRIGATION SYSTEM SERVICE WORKER II (HAWAII)	N	BC07	1	P	1.00	W	\$ 46,848	\$ 46,848	Y	N	N/A	N/A	26
AGR 192	AA	12/22/2016		120745	HUMAN RESOURCES SPECIALIST V	N	SR24	73	P	1.00	A	\$ 81,372	\$ 78,624	Y	N	N/A	N/A	27
AGR 192	AA	6/6/2018		2819	OFFICE SERVICES SUPERVISOR	N	SR14	4	P	1.00	A	\$ 41,724	\$ 43,200	Y	Y	1	N/A	29
AGR 122	EC	2/5/2017		118897	PEST CONTROL TECHNICIAN III	N	SR11	3	P	1.00	A	\$ 35,676	\$ 35,676	Y	N	N/A	N/A	30
AGR 101	GA	7/21/2018		13309	BUSINESS LOAN OFFICER I	N	SR24	13	P	1.00	B	\$ 59,448	\$ 63,060	Y	N	N/A	N/A	31
AGR 132	DD	7/1/2015		12463	VETERINARY MEDICAL OFFICER II	N	SR26	13	P	1.00	A	\$ 61,824	\$ 70,188	Y	N	N/A	N/A	32
AGR 132	DD	7/1/2017		122570	LIVESTOCK INSPECTOR II (Molokai) (NTE 6/30/19)	N	SR13	3	T	1.00	P	\$ 32,976	N/A	Y	Y	4	N/A	33
AGR 132	DD	6/1/2016		119111	LIVESTOCK INSPECTOR I (Disease Surveillance) (NTE 6/30/19)	N	SR11	3	T	1.00	P	\$ 30,468	\$ 35,112	Y	Y	3	N/A	34
AGR 132	DC	10/7/2018		122283	LIVESTOCK INSPECTOR II	N	SR13	3	P	1.00	A	\$ 30,468	\$ 34,908	Y	N	N/A	N/A	35
AGR 122	EC	3/15/2018		121286	PEST CONTROL TECHNICIAN IV (Apiary)	N	SR13	3	P	1.00	A	\$ 34,260	\$ 36,924	Y	N	N/A	N/A	37

Department of Agriculture
Vacancy Report as of November 30, 2018

Table 11

Prog ID	Sub- Org	Date of Vacancy	Expected Fill Date	Position Number	Position Title	Exempt (Y/N)	SR Level	BU Code	Perm Temp (P/T)	FTE	MOF	Budgeted Amount	Actual Salary Last Paid	Authority to Hire (Y/N)	Occupied by 89 Day Hire (Y/N)	# of 89 Hire Appts	Describe if Filled by other Means	Priority # to Retain
AGR 122	EC	4/7/2018		121287	PEST CONTROL TECHNICIAN IV (Apiary)	N	SR13	3	P	1.00	A	\$ 30,468	\$ 31,548	Y	N	N/A	N/A	38
AGR 131	DB	12/31/2015		9800	GENERAL LABORER I	N	BC02	1	P	1.00	B	\$ 38,928	\$ 36,684	Y	Y	10	N/A	39
AGR 151	BB	12/16/2017		4693	COMMODITIES PROGRAM MANAGER	N	EM05	35	P	1.00	A	\$ 89,878	\$ 90,072	Y	N	N/A	N/A	40
AGR 122	EC	12/31/2016		2862	ENTOMOLOGIST V	N	SR24	13	P	1.00	A	\$ 69,540	\$ 67,188	Y	N	N/A	Temp Assignment	41
AGR 122	EF	4/11/2017		118173	PEST CONTROL TECHNICIAN III (Hilo)	N	SR11	3	P	1.00	B	\$ 38,592	\$ 38,592	Y	N	N/A	N/A	42
AGR 192	AA	7/1/2018		99012A	PROGRAM SPECIALIST VI (FARM TO STATE)	N	SR26	13	P	1.00	A	\$ 81,250	N/A	Y	N	N/A	N/A	43
AGR 131	DB	9/29/2018		32994	OFFICE ASSISTANT III (AQS)	N	SR08	3	T	1.00	B	\$ 35,112	\$ 36,468	Y	N	N/A	N/A	44
AGR 131	DB	10/30/2018		25096	OFFICE ASSISTANT III (AQS)	N	SR08	3	P	1.00	B	\$ 27,132	\$ 28,728	Y	N	N/A	N/A	45
AGR 122	EF	2/16/2012		118176	PEST CONTROL AID II	N	SR09	3	P	1.00	B	\$ 28,212	\$ 27,756	Y	N	N/A	N/A	46
AGR 141	HA	1/13/2018		122156	ENGINEER V	N	SR22	13	P	1.00	A	\$ 57,168	\$ 56,064	Y	N	N/A	N/A	47
AGR 171	BE	2/5/2017		11355	ECONOMIC DEVELOPMENT SPECIALIST V	N	SR24	13	P	1.00	A	\$ 71,100	\$ 72,324	Y	Y	3	N/A	48
AGR 171	BE	12/2/2016		6433	OFFICE ASSISTANT IV (Market Development Branch)	N	SR10	3	P	1.00	A	\$ 29,763	\$ 29,988	Y	N	N/A	N/A	50
AGR 132	DD	8/1/2017		2830	MICROBIOLOGIST IV	N	SR24	13	P	1.00	A	\$ 61,824	\$ 63,060	Y	N	N/A	Temp Assignment	51
AGR 171	BD	9/23/2015		5183	RESEARCH STATISTICIAN III (Oahu) (MANB)	N	SR20	13	P	1.00	A	\$ 46,140	\$ 47,412	Y	N	N/A	N/A	52
AGR 171	BC	10/11/2014		13199	RESEARCH STATISTICIAN III (Hilo) (HASS)	N	SR20	13	P	1.00	A	\$ 46,140	\$ 40,548	Y	N	N/A	N/A	53
AGR 171	BC	5/1/2015		13201	RESEARCH STATISTICIAN IV (Maui) (HASS)	N	SR22	13	P	1.00	A	\$ 51,036	\$ 49,308	Y	N	N/A	N/A	54
AGR 122	EC	12/5/2015		121237	ENTOMOLOGIST V	N	SR24	13	P	1.00	A	\$ 61,824	\$ 73,032	Y	N	N/A	N/A	55
AGR 122	EC	10/14/2017		118851	ENTOMOLOGIST IV (KONA)	N	SR22	13	P	1.00	A	\$ 54,960	\$ 56,064	Y	N	N/A	N/A	56
AGR 151	BB	11/24/2016		4863	AGRICULTURAL COMMODITIES MARKETING SPECIALIST III	N	SR20	13	P	1.00	A	\$ 46,932	\$ 43,644	Y	N	N/A	N/A	57
AGR 151	BB	7/1/2012		91306A	AGRICULTURAL COMMODITIES MARKETING SPECIALIST V	N	SR24	13	P	1.00	B	\$ 66,708	N/A	Y	N	N/A	N/A	58
AGR 122	EF	12/1/2016		118181	PEST CONTROL AID II	N	SR09	3	P	1.00	B	\$ 31,740	\$ 31,236	Y	N	N/A	N/A	59
AGR 132	DE	9/5/2012		118397	VETERINARY MEDICAL OFFICER II (HILO)	N	SR26	13	T	1.00	P	\$ 55,500	\$ 55,498	Y	N	N/A	N/A	60
AGR 141	HA	7/1/2012		91312A	SECRETARY (ARMD)	N	SR10	3	P	1.00	B	\$ 29,340	N/A	Y	N	N/A	N/A	61
AGR 141	HA	12/16/2015		117893	IRRIGATION SYSTEM SUPERVISOR (HAWAII)	N	F107	2	P	1.00	B	\$ 53,028	\$ 49,968	Y	N	N/A	N/A	62
AGR 141	HA	6/1/2018		110416	IRRIGATION SYSTEM SERVICE WORKER II (WAIMANALO)	N	BC07	1	P	1.00	W	\$ 43,308	\$ 43,308	Y	Y	2	N/A	63
AGR 812	CA	7/29/2017		122022	MEASUREMENT STANDARDS PROGRAM MANAGER	N	EM05	35	P	1.00	B	\$ 77,256	\$ 88,308	Y	N	N/A	N/A	64
AGR 812	CA	7/1/2012		91302A	MEASUREMENT STANDARDS INSPECTOR V	N	SR19	3	P	1.00	B	\$ 51,312	N/A	Y	N	N/A	N/A	65
AGR 812	CA	7/1/2012		91303A	MEASUREMENT STANDARDS INSPECTOR V	N	SR19	3	P	1.00	B	\$ 51,312	N/A	Y	N	N/A	N/A	66
AGR 812	CA	7/1/2012		91304A	MEASUREMENT STANDARDS INSPECTOR V	N	SR19	3	P	1.00	B	\$ 51,312	N/A	Y	N	N/A	N/A	67
AGR 101	GA	12/30/2014		23703	BUSINESS LOAN OFFICER I (Hawaii)	N	SR24	13	P	1.00	B	\$ 79,998	\$ 75,960	Y	N	N/A	N/A	68
AGR 101	GA	6/1/2017		23701	BUSINESS LOAN OFFICER II	N	SR26	13	P	1.00	B	\$ 81,372	\$ 81,372	Y	N	N/A	Temp Assignment	69
AGR 122	EF	3/5/2018		19406	PLANT QUARANTINE INSPECTOR III	N	SR20	13	P	1.00	B	\$ 50,772	\$ 40,932	Y	N	N/A	N/A	70
AGR 122	EC	8/1/2017		121584	ENTOMOLOGIST IV (APIARY)	N	SR24	13	P	1.00	A	\$ 57,168	\$ 49,800	Y	N	N/A	N/A	71
AGR 122	ED	4/24/2018		7018	NOXIOUS WEED SPECIALIST VI	N	SR26	23	P	1.00	A	\$ 84,612	\$ 86,304	Y	N	N/A	N/A	72
AGR 122	EC	10/22/2013		118281	PEST CONTROL TECHNICIAN III (CAPS) (NTE 6/30/19)	N	SR11	3	T	1.00	P	\$ 31,236	\$ 30,036	Y	N	N/A	N/A	73
AGR 141	HA	7/6/2018		117791	ACCOUNT CLERK III	N	SR11	3	P	1.00	B	\$ 32,976	\$ 31,236	Y	Y	2	N/A	74
AGR 141	HA	9/16/2015		120399	PROPERTY MANAGER III	N	SR20	13	P	1.00	B	\$ 50,772	\$ 47,400	Y	N	N/A	N/A	75
AGR 141	HA	7/1/2018		121531	ENGINEER TECHNICIAN V	N	SR24	13	P	1.00	A	\$ 38,772	\$ 39,228	Y	N	N/A	N/A	76

Department of Agriculture
Vacancy Report as of November 30, 2018

Table 11

Prog ID	Sub- Org	Date of Vacancy	Expected Fill Date	Position Number	Position Title	Exempt (Y/N)	SR Level	BU Code	Perm Temp (P/T)	FTE	MOF	Budgeted Amount	Actual Salary Last Paid	Authority to Hire (Y/N)	Occupied by 89 Day Hire (Y/N)	# of 89 Hire Appts	Describe if Filled by other Means	Priority # to Retain
AGR 151	BB	9/11/2018		122556	AGRICULTURAL COMMODITIES MARKETING SPECIALIST III	N	SR20	13	P	1.00	B	\$ 54,828	\$ 41,856	Y	N	N/A	N/A	77
AGR 141	HA	11/1/2018		14857	IRRIGATION SYSTEM SERVICE WORKER I (MOLOKAI)	N	BC05	1	P	1.00	W	\$ 43,308	\$ 44,688	Y	N	N/A	N/A	78
AGR 151	BB	11/2/2018		122308	AGRICULTURAL FOOD SAFETY PROGRAM MANAGER	N	SRNA	13	T	1.00	A	\$ 83,472	\$ 88,656	Y	N	N/A	N/A	79
AGR 122	EF	11/28/2015		118178	PEST CONTROL TECHNICIAN III (Oahu Maritime)	N	SR11	3	P	1.00	B	\$ 35,676	\$ 35,112	Y	N	N/A	N/A	87
AGR 151	BB	12/25/2005		102630	AGRICULTURAL COMMODITIES AID I (Oahu)	N	SRNA	3	T	0.50	W	\$ 14,267	\$11.87/hr	Y	N	N/A	N/A	88
AGR 151	BB	3/31/2012		111632	AGRICULTURAL COMMODITIES AID I (Oahu)	N	SRNA	3	T	1.00	W	\$ 24,756	\$ 24,752	Y	N	N/A	N/A	89
AGR 151	BB	7/2/2013		111626	AGRICULTURAL COMMODITIES AID I (Kauai)	N	SRNA	3	T	1.00	W	\$ 27,744	\$ 27,747	Y	N	N/A	N/A	90
AGR 151	BB	4/23/2016		111628	AGRICULTURAL COMMODITIES AID I (Oahu)	N	SRNA	3	T	1.00	W	\$ 24,756	\$12.38/hr	Y	N	N/A	N/A	91
AGR 151	BB	6/16/2017		102632	AGRICULTURAL COMMODITIES AID I (Molokai)	N	SRNA	3	T	0.50	W	\$ 14,267	\$12.58/hr	Y	Y	4	N/A	92
AGR 131	DB	8/23/2015		23395	QUARANTINE ANIMAL CARETAKER II (AQS)	N	BC07	1	P	1.00	B	\$ 46,848	\$ 42,426	Y	Y	2	N/A	93
AGR 131	DB	10/1/2013		17270	QUARANTINE ANIMAL CARETAKER II (AQS)	N	BC07	1	P	1.00	B	\$ 46,848	\$ 40,776	Y	Y	6	N/A	94
AGR 131	DB	4/22/2015		14507	QUARANTINE ANIMAL CARETAKER II (AQS)	N	BC07	1	P	1.00	B	\$ 46,848	\$ 43,272	Y	Y	11	N/A	95
AGR 131	DB	6/1/2016		14506	QUARANTINE ANIMAL CARETAKER II (AQS)	N	BC07	1	P	1.00	B	\$ 46,848	\$ 42,864	Y	N	N/A	N/A	96
AGR 131	DB	10/5/2014		110146	OFFICE ASSISTANT III (AQS)	N	SR08	3	T	0.25	B	\$ 8,565	\$12.84/hr	Y	Y	as needed	N/A	97
AGR 131	DB	5/28/2014		110132	QUARANTINE ANIMAL CARETAKER I (AQS)	N	BC05	61	T	0.25	B	\$ 10,827	\$19.62/hr	Y	Y	as needed	N/A	98
AGR 131	DB	10/24/2014		110135	QUARANTINE ANIMAL CARETAKER I (AQS)	N	BC05	61	T	0.25	B	\$ 10,827	\$19.62/hr	Y	Y	as needed	N/A	99
AGR 131	DB	11/7/2014		110131	QUARANTINE ANIMAL CARETAKER I (AQS)	N	BC05	61	T	0.25	B	\$ 10,827	\$19.62/hr	Y	Y	as needed	N/A	100
AGR 131	DB	11/23/2014		110136	QUARANTINE ANIMAL CARETAKER I (AQS)	N	BC05	61	T	0.25	B	\$ 10,827	\$19.62/hr	Y	N	as needed	N/A	101
AGR 122	EB	6/1/2017		118145	PLANT QUARANTINE INSPECTOR III (Oahu)	N	SR20	13	P	1.00	A	\$ 66,864	\$ 66,864	Y	N	N/A	N/A	102
AGR 122	EB	5/12/2018		10729	PLANT QUARANTINE INSPECTOR III (Oahu)	N	SR20	13	P	1.00	A	\$ 66,864	\$ 40,932	Y	Y	1	N/A	103
AGR 141	HA	7/1/2012		91311A	REAL PROPERTY APPRAISER V	N	SR24	13	P	1.00	B	\$ 54,030	N/A	Y	N	N/A	N/A	104
AGR 151	BB	7/1/2016		98005A	FOOD SAFETY SPECIALIST	N	SRNA	13	T	1.00	A	\$ 61,824	N/A	Y	N	N/A	N/A	105
AGR 132	DD	7/1/2013		14030A	LIVESTOCK INSPECTOR II (Oahu)	N	SR13	3	P	1.00	B	\$ 32,424	N/A	Y	N	N/A	N/A	106
AGR 132	DC	7/1/2013		14031A	LIVESTOCK INSPECTOR II (Molokai)	N	SR13	3	P	1.00	B	\$ 32,424	N/A	Y	N	N/A	N/A	107
AGR 132	DC	7/1/2013		14032A	LIVESTOCK INSPECTOR II	N	SR13	3	P	1.00	B	\$ 32,424	N/A	Y	N	N/A	N/A	108
AGR 132	DC	7/1/2013		14033A	LIVESTOCK INSPECTOR II	N	SR13	3	P	1.00	B	\$ 32,424	N/A	Y	N	N/A	N/A	109
AGR 141	HA	7/1/2018		99010A	PLANNER VI	N	SR26	13	P	1.00	A	\$ 75,432	N/A	Y	N	N/A	N/A	110
AGR 141	HA	7/1/2018		99011A	PLANNER V	N	SR24	13	P	1.00	A	\$ 69,732	N/A	Y	N	N/A	N/A	111
AGR 192	AA	7/1/2018		99013A	PROGRAM SPECIALIST VI	N	SR26	13	P	1.00	A	\$ 7,934	N/A	Y	N	N/A	N/A	112
AGR 122	EC	6/29/2013		120401	ENTOMOLOGIST V	N	SR24	13	T	1.00	P	\$ 47,488	\$ 25,656	N	N	N/A	N/A	N/A
AGR 122	EC	7/1/2007		98007A	ENTOMOLOGIST IV	N	SR22	13	T	1.00	P	\$ 42,140	N/A	N	N	N/A	N/A	N/A
AGR 122	EC	7/1/2007		98008A	PEST CONTROL TECHNICIAN III	N	SR11	3	T	1.00	P	\$ 27,768	N/A	N	N	N/A	N/A	N/A
AGR 161	KA	7/1/2016		17003T	ADC ASSET MANAGER	Y	SRNA	13	T	1.00	W	\$ 75,000	N/A	Y	N	N/A	N/A	N/A
AGR 161	KA	7/1/2018		99008A	ADC PROPERTY MANAGER	Y	SRNA	13	T	1.00	A	\$ 65,000	N/A	Y	N	N/A	N/A	N/A
AGR 161	KA	7/1/2018		99009A	ADC GENERAL ACCOUNTING CLERK	Y	SRNA	13	T	1.00	A	\$ 34,692	N/A	Y	N	N/A	N/A	N/A
AGR 161	KC	6/1/2018		107601	WAIHAOLE WATER SYSTEM OFFICE MANAGER	Y	SRNA	3	T	1.00	A	\$ 48,024	\$ 48,396	Y	N	N/A	N/A	N/A

Department of Agriculture
Vacancy Report as of November 30, 2018

Table 11

<u>Prog ID</u>	<u>Sub- Org</u>	<u>Date of Vacancy</u>	<u>Expected Fill Date</u>	<u>Position Number</u>	<u>Position Title</u>	<u>Exempt (Y/N)</u>	<u>SR Level</u>	<u>BU Code</u>	<u>Perm Temp (P/T)</u>	<u>FTE</u>	<u>MOF</u>	<u>Budgeted Amount</u>	<u>Actual Salary Last Paid</u>	<u>Authority to Hire (Y/N)</u>	<u>Occupied by 89 Day Hire (Y/N)</u>	<u># of 89 Hire Appts</u>	<u>Describe if Filled by other Means</u>	<u>Priority # to Retain</u>
AGR 122	EB	7/1/2018	12/17/2018	29075	PLANT QUARANTINE INSPECTOR V (Nursery Specialist)	N	SR24	13	P	1.00	A	\$ 78,228	\$ 79,788	Y	N	N/A	N/A	N/A
AGR 132	DD	8/2/2016	12/17/2018	32706	VETERINARY MEDICAL OFFICER III	N	SR28	13	P	1.00	A	\$ 81,372	\$ 78,624	Y	N	N/A	N/A	N/A
AGR 131	DB	6/23/2018	12/18/2018	45389	OFFICE ASSISTANT III (AQS)	N	SR08	3	P	1.00	B	\$ 28,212	\$ 26,700	Y	N	N/A	N/A	N/A
AGR 132	DC	7/7/2018	12/22/2018	122359	QUARANTINE ANIMAL CARETAKER II (AAQHF)	N	BC07	1	P	1.00	A	\$ 46,848	\$ 46,848	Y	N	N/A	N/A	N/A
AGR 122	ED	12/2/2017	1/2/2019	122061	SECRETARY II (PPC)	N	SR08	3	P	1.00	A	\$ 50,772	\$ 27,672	Y	N	N/A	N/A	N/A
AGR 131	DB	2/1/2017	1/7/2019	9687	LIVESTOCK INSPECTOR III	N	SR15	3	P	0.49	B	\$ 24,876	\$ 24,878	Y	N	N/A	N/A	N/A
AGR 132	DC	2/1/2017	1/7/2019	9687	LIVESTOCK INSPECTOR III	N	SR15	3	P	0.51	A	\$ 25,896	\$ 25,894	Y	N	N/A	N/A	N/A
AGR 122	EA	1/1/2018	1/16/2019	4688	PLANT INDUSTRY ADMINISTRATOR	N	EM08	35	P	1.00	A	\$ 122,858	\$ 138,778	Y	N	N/A	N/A	N/A

Positions Established by Acts other than the State Budget as of November 30, 2018

<u>Prog ID</u>	<u>Sub- Org</u>	<u>Date Established</u>	<u>Legal Authority</u>	<u>Position Number</u>	<u>Position Title</u>	<u>Exempt (Y/N)</u>	<u>SR Level</u>	<u>BU Code</u>	<u>T/P</u>	<u>MOF</u>	<u>FTE</u>	<u>Annual Salary</u>	<u>Filled (Y/N)</u>	<u>Occupied by 89 Day Hire (Y/N)</u>
AGR 846	EE	12/12/2018	Act 45, SLH	122875	Environmental Health Specialist III	N	SR 20	13	T	A	1	52824	N	N
AGR 846	EE	12/12/2018	Act 45, SLH	122875	Environmental Health Specialist III	N	SR 20	13	T	A	1	52824	N	N

Department of Agriculture
Overtime Expenditure Summary

Table 13

Prog ID	Sub- Org	Program Title	MOF	FY18 (actual)			FY19 (estimated)			FY20 (budgeted)			FY21 (budgeted)		
				Base Salary \$\$\$\$	Overtime \$\$\$\$	Overtime Percent	Base Salary \$\$\$\$	Overtime \$\$\$\$	Overtime Percent	Base Salary \$\$\$\$	Overtime \$\$\$\$	Overtime Percent	Base Salary \$\$\$\$	Overtime \$\$\$\$	Overtime Percent
AGR122	EB	Plant Quarantine	A	\$ 2,782,533	\$ 251,105	9.0%	\$ 2,972,823	\$ 166,000	5.6%	\$ 2,997,093	\$ 148,054	4.9%	\$ 3,023,490	\$ 148,054	4.9%
			B	\$ 2,174,408	\$ 230,945	10.6%	\$ 2,110,884	\$ 153,000	7.2%	\$ 2,215,666	\$ 224,682	10.1%	\$ 2,227,786	\$ 224,682	10.1%
AGR122	EC	Plant Pest Control- Bio	A	\$ 1,047,240	\$ 13,746	1.3%	\$ 1,024,946	\$ 2,040	0.2%	\$ 1,038,906	\$ 3,311	0.3%	\$ 1,039,924	\$ 3,311	0.3%
			P	\$ 38,147	\$ 5,848	15.3%	\$ 198,804	\$ 4,000	2.0%	\$ 162,466	\$ 11,455	7.1%	\$ 162,466	\$ 11,455	7.1%
AGR122	ED	Plant Pest Control- C/M	A	\$ 506,484	\$ 1,361	0.3%	\$ 491,071	\$ 900	0.2%	\$ 498,512	\$ 14,583	2.9%	\$ 500,292	\$ 14,583	2.9%
AGR131	DB	Animal Quarantine	B	\$ 1,700,603	\$ 109,402	6.4%	\$ 1,770,640	\$ 105,000	5.9%	\$ 1,828,066	\$ 102,680	5.6%	\$ 1,850,982	\$ 102,680	5.5%
AGR132	DC	Livestock Disease Control	A	\$ 841,812	\$ 28,535	3.4%	\$ 887,619	\$ 25,000	2.8%	\$ 908,862	\$ -	0.0%	\$ 921,348	\$ -	0.0%
AGR132	DD	Veterinary Laboratory	P	\$ 46,956	\$ 2,932	6.2%	\$ 63,444	\$ 1,500	2.4%	\$ 63,444	\$ -	0.0%	\$ 63,444	\$ -	0.0%
AGR141	HA	Agricultural Resource Mgt	A	\$ 346,854	\$ 168	0.0%	\$ 429,459	\$ -	0.0%	\$ 432,128	\$ -	0.0%	\$ 435,318	\$ -	0.0%
			B	\$ 1,295,250	\$ 916	0.1%	\$ 1,295,433	\$ 7,000	0.5%	\$ 1,320,276	\$ 8,400	0.6%	\$ 1,333,482	\$ 8,400	0.6%
			W	\$ 326,202	\$ 3,905	1.2%	\$ 341,732	\$ -	0.0%	\$ 356,688	\$ -	0.0%	\$ 362,496	\$ -	0.0%
AGR151	BB	Commodities	A	\$ 986,661	\$ 5,182	0.5%	\$ 1,046,975	\$ 1,300	0.1%	\$ 1,046,055	\$ 40,000	3.8%	\$ 1,058,028	\$ 40,000	3.8%
			W	\$ 274,489	\$ 2,119	0.8%	\$ 279,337	\$ 1,500	0.5%	\$ 311,337	\$ -	0.0%	\$ 314,176	\$ -	0.0%
AGR161	KC	Waiahole Water System	W	\$ 296,148	\$ 2,566	0.9%	\$ 296,148	\$ 2,244	0.8%	\$ 325,647	\$ -	0.0%	\$ 328,486	\$ -	0.0%
AGR171	BA	Ag Development Admin	A	\$ 143,892	\$ 488	0.3%	\$ 155,400	\$ -	0.0%	\$ 157,188	\$ 2,851	1.8%	\$ 157,188	\$ 2,851	1.8%
AGR192	AA	General Admin for Agric.	A	\$ 1,628,194	\$ 3,354	0.2%	\$ 1,721,040	\$ 3,000	0.2%	\$ 1,739,072	\$ 11,116	0.6%	\$ 1,754,654	\$ 11,116	0.6%
			B	\$ 276,552	\$ 1,344	0.5%	\$ 279,228	\$ -	0.0%	\$ 281,508	\$ -	0.0%	\$ 281,508	\$ -	0.0%
AGR812	CA	Measurement Standards	B	\$ 90,072	\$ 1,602	1.8%	\$ 231,192	\$ -	0.0%	\$ 231,192	\$ -	0.0%	\$ 231,192	\$ -	0.0%
AGR846	EE	Pesticides	A	\$ 577,038	\$ 2,312	0.4%	\$ 763,168	\$ 1,200	0.2%	\$ 772,199	\$ 3,118	0.4%	\$ 780,764	\$ 3,118	0.4%
			P	\$ 138,370	\$ 1,102	0.8%	\$ 180,826	\$ -	0.0%	\$ 180,826	\$ 3,448	1.9%	\$ 180,826	\$ 3,448	1.9%
			W	\$ 394,391	\$ 15,093	3.8%	\$ 624,816	\$ 14,400	2.3%	\$ 633,873	\$ -	0.0%	\$ 638,700	\$ -	0.0%

Department of Agriculture
Active Contracts as of December 1, 2018

Table 14

Prog ID	MOF	Amount	Frequency (M/A/O)	Max Value	Outstanding Balance	Term of Contract			Entity	Contract Description	Explanation of How Contract is Monitored	POS Y/N	Category E/L/P/C/G/S
						Date Executed	From	To					
AGR122	A	\$ 75,000	O	84,000	9,000	6/12/2014	6/15/2014	5/31/2016	USDA, AGRICULTURAL RESEARCH SERVICE	COFFEE BERRY BORER CONTROL & DEVELOP MEANINGFUL COLLABORATIVE RESEARCH	MID TERM PROGRESS REPORT AND FINAL REPORT	Y	S
AGR122	A	\$ 250,000	O	285,000	35,000	3/10/2017	3/10/2017	3/10/2019	USDA, AGRICULTURAL RESEARCH SERVICE	RAPID OHIA DEATH RESEARCH	MID TERM PROGRESS REPORT AND FINAL REPORT	Y	S
AGR122	B	\$ 39,913	O	49,913	10,000	2/6/2018	2/6/2018	2/5/2019	COUNTY OF HAWAII	NORTH KOHALA COQUI FROG CONTROL	MID TERM PROGRESS REPORT AND FINAL REPORT	Y	S
AGR122	B	\$ 60,000	O	100,000	40,000	6/4/2018	6/4/2018	6/3/2019	COUNTY OF KAUAI	KAUAI COUNTY KILAUEA COMMUNITY AGRICULTURAL CENTER	MID TERM PROGRESS REPORT AND FINAL REPORT	Y	S
AGR122	B	\$ 168,515	O	200,000	31,485	6/17/2014	6/17/2014	9/30/2016	DIRECTOR OF FINANCE	DEVELOP & IMPLEMENT A YEAR LONG PROGRAM THAT WIL REDUCE THE LITTLE FIRE	MID TERM PROGRESS REPORT AND FINAL REPORT	Y	S
AGR122	B	\$ 81,560	O	90,000	8,440	6/30/2015	6/30/2015	9/30/2016	DIRECTOR OF FINANCE	DEVELOP & IMPLEMENT A YEAR LONG PROGRAM THAT WIL REDUCE THE LITTLE FIRE ANT	MID TERM PROGRESS REPORT AND FINAL REPORT	Y	S
AGR122	B	\$ 28,100	O	35,100	7,000	11/2/2017	11/2/2017	5/1/2018	HAWAII AGRICULTURE RESEARCH CENTER	HAWAII PESTICIDE POLICY REVIEW PROJECT RFP-OC-18-02	MID TERM PROGRESS REPORT AND FINAL REPORT	Y	S
AGR122	B	\$ 79,500	O	99,000	19,500	6/6/2017	6/6/2017	6/5/2019	HAWAII ASIA PACIFIC	STRATEGIC AGRICULTURAL ALLIANCE BETWEEN HAWAII & NEW ZEALAND	MID TERM PROGRESS REPORT AND FINAL REPORT	Y	S
AGR122	B	\$ 188,955	O	200,000	11,045				HAWAII CATTLEMEN	ESTABLISH LEADERSHIP FOR HAWAII'S LIVESTOCK INDUSTRY	MID TERM PROGRESS REPORT AND FINAL REPORT	Y	S
AGR122	B	\$ 45,000	O	75,000	30,000	7/13/2018	7/13/2018	7/12/2019	HAWAII INSTITUTE	NORTH KOHALA LOCAL AGRICULTURAL YOUTH DEVELOPMENT & CONSUMPTION	MID TERM PROGRESS REPORT AND FINAL REPORT	Y	S
AGR122	B	\$ 96,000	O	120,000	24,000	11/2/2017	11/2/2017	11/1/2018	MOUNTAIN VIEW DA	JADAM KOREAN NATURAL FARMING ORGANIC PROJECT F/PAPAYA MEALYBUG & COFFEE	MID TERM PROGRESS REPORT AND FINAL REPORT	Y	S
AGR122	B	\$ 432,796	O	835,476	402,680	3/28/2018	3/29/2018	4/30/2019	PACIFIC POINT IN	HAWAII STATEWIDE PLANT QUARANTINE BRANCH SYSTEM DEVELOPMENT	MID TERM PROGRESS REPORT AND FINAL REPORT	Y	S
AGR122	B	\$ 45,000	O	50,000	5,000	9/14/2012	9/15/2012	9/14/2013	UNIVERSITY OF HAWAII	DEVELOPMENT OF FOLIAGE GERMPLASM FOR IMPORT REPLACEMENT	MID TERM PROGRESS REPORT AND FINAL REPORT	Y	S
AGR122	B	\$ 214,500	O	250,000	35,500	4/29/2016	5/1/2016	12/31/2018	UNIVERSITY OF HAWAII	IPM OF MACADAMIA FELTED COCCID IN HAWAII	MID TERM PROGRESS REPORT AND FINAL REPORT	Y	S
AGR122	B	\$ 68,000	O	80,000	12,000	6/20/2016	6/20/2016	12/31/2017	UNIVERSITY OF HAWAII	PEST MANAGEMENT PROGRAM FOR THE DIAMONDBACK MOTH	MID TERM PROGRESS REPORT AND FINAL REPORT	Y	S
AGR122	B	\$ 51,098	O	60,098	9,000	9/1/2016	9/1/2016	8/31/2018	UNIVERSITY OF HAWAII	THE ROLE OF INSECTS IN THE SPREAD OF RAPID OHIA DEATH	MID TERM PROGRESS REPORT AND FINAL REPORT	Y	S
AGR122	B	\$ 122,094	O	162,792	40,698	5/2/2017	5/15/2017	12/30/2019	UNIVERSITY OF HAWAII	NATIVE HAWAIIAN BARK BEETLE RESEARCH FOR COFFEE BERRY BORER BIO-CONTROL	MID TERM PROGRESS REPORT AND FINAL REPORT	Y	S

Department of Agriculture
Active Contracts as of December 1, 2018

Table 14

Prog ID	MOF	Amount	Frequency (M/A/O)	Max Value	Outstanding Balance	Date Executed	From	To	Entity	Contract Description	Explanation of How Contract is Monitored	POS Y/N	Category E/L/P/C/G/S
AGR122	B	\$ 225,000	O	300,000	75,000	8/16/2017	8/16/2017	3/1/2019	UNIVERSITY OF HAWAII	TWO LINED SPITTLE BUG DETECTION AND CONTROL IN HAWAII	MID TERM PROGRESS REPORT AND FINAL REPORT	Y	S
AGR122	B	\$ 86,250	O	115,000	28,750	12/7/2017	12/7/2017	12/6/2018	UNIVERSITY OF HAWAII	INVASIVE PEST & PLANT MANAGEMENT PROJECTS ON THE ISLAND OF HAWAII	MID TERM PROGRESS REPORT AND FINAL REPORT	Y	S
AGR122	B	\$ 99,704	O	124,204	24,500	12/7/2017	12/7/2017	2/6/2019	UNIVERSITY OF HAWAII	EARLY DETECTION & PREVENTION OF LITTLE FIRE ANTS ON OAHU	MID TERM PROGRESS REPORT AND FINAL REPORT	Y	S
AGR122	B	\$ 283,176	O	354,176	71,000	12/7/2017	12/7/2017	2/6/2019	UNIVERSITY OF HAWAII	HAWAII ANT LAB STATEWIDE CORE FUNDING FY18	MID TERM PROGRESS REPORT AND FINAL REPORT	Y	S
AGR122	B	\$ 48,361	O	60,361	12,000	12/7/2017	12/7/2017	2/6/2019	UNIVERSITY OF HAWAII	EVALUATION OF HYDROGELS AS A BAITING TOOL F/THE CONTROL OF INVASIVE ANTS	MID TERM PROGRESS REPORT AND FINAL REPORT	Y	S
AGR122	B	\$ 100,000	O	125,000	25,000	2/28/2018	2/28/2018	2/27/2019	UNIVERSITY OF HAWAII	EVALUATING QUALITY OF LOCALLY PRODUCED ORGANIC FERTILIZERS & VARIETY	MID TERM PROGRESS REPORT AND FINAL REPORT	Y	S
AGR122	B	\$ 180,000	O	200,000	20,000				USDA, AGRICULTUR	MINI-PILOT SCALE PRODUCTION OF BIOFUEL AND ANIMAL FEED	MID TERM PROGRESS REPORT AND FINAL REPORT	Y	S
AGR131	B	\$ 47,136	O	65,670	18,534	12/15/2017	3/31/2018	3/31/2019	DATAHOUSE CONSULTING INC	REPLACEMENT OF THE ANIMAL QUARANTINE STATE COMPUTER INFORMATION SYSTEM	PROGRESS REPORTS	Y	S
AGR131	B	\$ 12,699	O	39,046	26,347	3/28/2018	3/30/2018	6/29/2019	DATAHOUSE CONSULTING INC	AQS INFORMATION SYSTEM	PROGRESS REPORTS	Y	S
AGR131	B	\$ 16,500	M	29,700	13,200	1/27/2017	2/1/2017	1/31/2020	O & M ENTERPRISES	MAINTENANCE SERVICES FOR THE ANIMAL QUARANTINE STATION WASTE WATER PRE-TREATMENT	SERVICE REPORTS	Y	S
AGR131	B	\$ -	M	5,652	5,652	10/20/2018	11/1/2018	10/31/2019	OAHU AIR CONDITING	AIR CONDITIONING MAINTENANCE	SERVICE REPORTS	Y	S
AGR141	A	\$ 83,605	O	90,000	6,395	11/27/2007	12/26/2007	Pending Construction	FUKUNAGA & ASSOCIATES	LOWER HAMAKUA DITCH WATERSHED-LOWER KALOPA LATERAL PROJECT	REVIEW OF WORK	Y	S
AGR141	A	\$ -	O	40,000	40,000	6/7/2018	7/23/2018	Pending Construction	HIARCH, LLC	WAIMANALO IRRIGATION SYSTEM & KAHUKU AGRICULTURAL PARK IMPROVEMENTS	REVIEW OF WORK	Y	S
AGR141	A	\$ 105,515	O	109,963	4,448	9/15/2008	10/9/2008	TBD	HO, RONALD N. S.	DESIGN SVCS-SUPERVISORY CONTROL & DATA ACQUISITION(SCADA)	REVIEW OF WORK	Y	S
AGR141	A	\$ -	O	109,963	109,963	9/15/2008	10/9/2008	TBD	HO, RONALD N. S.	DESIGN SVCS-SUPERVISORY CONTROL & DATA ACQUISITION(SCADA)	REVIEW OF WORK	Y	S
AGR141	A	\$ 1,556,326	O	1,581,134	24,808	3/9/2009	7/6/2009	TBD	JENNINGS PACIFIC	E KAUAI IRRIGATION SYSTEM-MISCELLANOUS IMPR. KAPAA, KAUAI	INSPECTION OF WORK	Y	S
AGR141	A	\$ 126,000	O	151,000	25,000	8/10/2018	TBD	Pending Construction	ROYAL CONTRACTING	WAIMANALO SEDIMENT & DEBRIS REMOVAL(TMK:4-1-010:008)PROJ WAIMANALO,HI	INSPECTION OF WORK	Y	S

Department of Agriculture
Active Contracts as of December 1, 2018

Table 14

Prog ID	MOF	Amount	Frequency (M/A/O)	Max Value	Outstanding Balance	Date Executed	From	To	Entity	Contract Description	Explanation of How Contract is Monitored	POS Y/N	Category E/L/P/C/G/S
AGR141	A	\$ -	O	16,333	16,333	9/15/2008	TBD	TBD	YOGI KWONG ENGINEERS	UPPER & LOWER HAMAKUA DITCH SYSTEMS - TUNNEL ENTRANCE STABILIZATION.	REVIEW OF WORK	Y	S
AGR141	A	\$ -	O	32,665	32,665	9/15/2008	TBD	TBD	YOGI KWONG ENGINEERS	UPPER & LOWER HAMAKUA DITCH SYSTEMS - TUNNEL ENTRANCE STABILIZATION.	REVIEW OF WORK	Y	S
AGR141	B	\$ -	O	13,500	13,500	11/9/2017	4/4/2017	7/3/2018	ACM CONSULTANTS,	APPRAISAL SERVICES	REVIEW OF WORK	Y	S
AGR141	B	\$ -	O	3,000	3,000	11/9/2017	4/4/2017	7/3/2018	ACM CONSULTANTS,	APPRAISAL SERVICES	REVIEW OF WORK	Y	S
AGR141	B	\$ -	O	14,500	14,500	11/9/2017	4/4/2017	7/3/2018	ACM CONSULTANTS,	APPRAISAL SERVICES	REVIEW OF WORK	Y	S
AGR141	B	\$ -	O	850	850	11/9/2017	4/4/2017	7/3/2018	ACM CONSULTANTS,	APPRAISAL SERVICES	REVIEW OF WORK	Y	S
AGR141	B	\$ -	O	7,650	7,650	11/9/2017	4/4/2017	7/3/2018	ACM CONSULTANTS,	APPRAISAL SERVICES	REVIEW OF WORK	Y	S
AGR141	B	\$ -	O	8,500	8,500	11/9/2017	4/4/2017	7/3/2018	ACM CONSULTANTS,	APPRAISAL SERVICES	REVIEW OF WORK	Y	S
AGR141	B	\$ -	O	2,000	2,000	11/9/2017	4/4/2017	7/3/2018	ACM CONSULTANTS,	APPRAISAL SERVICES	REVIEW OF WORK	Y	S
AGR141	B	\$ -	O	13,000	13,000	7/2/2018	4/4/2017	8/27/2019	ACM CONSULTANTS,	APPRAISAL SERVICES	REVIEW OF WORK	Y	S
AGR141	B	\$ -	O	13,000	13,000	7/2/2018	4/4/2017	8/27/2019	ACM CONSULTANTS,	APPRAISAL SERVICES	REVIEW OF WORK	Y	S
AGR141	B	\$ -	O	6,500	6,500	7/2/2018	4/4/2017	8/27/2019	ACM CONSULTANTS,	APPRAISAL SERVICES	REVIEW OF WORK	Y	S
AGR141	B	\$ -	O	6,500	6,500	7/2/2018	4/4/2017	8/27/2019	ACM CONSULTANTS,	APPRAISAL SERVICES	REVIEW OF WORK	Y	S
AGR141	B	\$ -	O	9,500	9,500	7/2/2018	4/4/2017	8/27/2019	ACM CONSULTANTS,	APPRAISAL SERVICES	REVIEW OF WORK	Y	S
AGR141	B	\$ -	O	1,500	1,500	7/2/2018	4/4/2017	8/27/2019	ACM CONSULTANTS,	APPRAISAL SERVICES	REVIEW OF WORK	Y	S
AGR141	B	\$ -	O	27,000	27,000	6/7/2018	7/23/2018	Pending Construction	HIARCH, LLC	WAIMANALO IRRIGATION SYSTEM & KAHUKU AGRICULTURAL PARK IMPROVEMENTS	REVIEW OF WORK	Y	S
AGR141	B	\$ -	O	28,700	28,700	6/7/2018	7/23/2018	Pending Construction	HIARCH, LLC	WAIMANALO IRRIGATION SYSTEM & KAHUKU AGRICULTURAL PARK IMPROVEMENTS	REVIEW OF WORK	Y	S
AGR141	B	\$ -	O	12,300	12,300	6/7/2018	7/23/2018	Pending Construction	HIARCH, LLC	WAIMANALO IRRIGATION SYSTEM & KAHUKU AGRICULTURAL PARK IMPROVEMENTS	REVIEW OF WORK	Y	S
AGR141	B	\$ -	O	41,300	41,300	6/7/2018	7/23/2018	Pending Construction	HIARCH, LLC	WAIMANALO IRRIGATION SYSTEM & KAHUKU AGRICULTURAL PARK IMPROVEMENTS	REVIEW OF WORK	Y	S

Department of Agriculture
Active Contracts as of December 1, 2018

Table 14

Prog ID	MOF	Amount	Frequency (M/A/O)	Max Value	Outstanding Balance	Date Executed	From	To	Entity	Contract Description	Explanation of How Contract is Monitored	POS Y/N	Category E/L/P/C/G/S
AGR141	B	\$ -	O	17,700	17,700	6/7/2018	7/23/2018	Pending Construction	HIARCH, LLC	WAIMANALO IRRIGATION SYSTEM & KAHUKU AGRICULTURAL PARK IMPROVEMENTS	REVIEW OF WORK	Y	S
AGR141	B	\$ 49,804	O	250,000	200,196	8/28/2017	9/18/2017	Pending Construction	YOGI KWONG ENGINEERS	WAIMANALO RESERVOIR MISCELLANEOUS IMPROVEMENTS	REVIEW OF WORK	Y	S
AGR141	W	\$ 25,623	O	30,000	4,377	7/17/2014	8/24/2015	1/19/2016	CM CONSTRUCTION, B	DOA RENOVATED 2ND FL BUILDING	INSPECTION OF WORK	Y	S
AGR141	W	\$ -	O	30,000	30,000	7/17/2014	8/24/2015	1/19/2016	CM CONSTRUCTION, B	DOA RENOVATED 2ND FL BUILDING	INSPECTION OF WORK	Y	S
AGR141	W	\$ -	O	35,000	35,000	6/7/2018	7/23/2018	Pending Construction	HIARCH, LLC	WAIMANALO IRRIGATION SYSTEM & KAHUKU AGRICULTURAL PARK IMPROVEMENTS	REVIEW OF WORK	Y	S
AGR141	W	\$ -	O	17,257	17,257	6/7/2018	7/23/2018	Pending Construction	HIARCH, LLC	WAIMANALO IRRIGATION SYSTEM & KAHUKU AGRICULTURAL PARK IMPROVEMENTS	REVIEW OF WORK	Y	S
AGR141	W	\$ 48,475	O	86,449	37,974	5/1/1916	8/8/2016	8/7/2019	PACIFIC ELECTRO	MAINTENANCE OF MECHANICAL & ELECTRICAL EQUIPMENT, KAHUKU	INSPECTION OF WORK	Y	S
AGR141	W	\$ -	O	146,970	146,970	5/1/1916	8/8/2016	8/7/2019	PACIFIC ELECTRO	MOLOKAI IRRIGATION SYSTEM, MAINTENANCE OF MECHANICAL	INSPECTION OF WORK	Y	S
AGR151	A	\$ 290,938	O	332,500	41,563	12/26/2017	12/26/2017	8/31/2019	HAWAII FARM BUREAU	SOLICIT PROPOSALS FOR RESEARCH PROJECTS TO ESTABLISH FOOD SAFETY PROCEDURES	PROGRESS MEETINGS	Y	S
AGR151	A	\$ -	O	400,000	400,000	7/1/2016	7/1/2016	3/31/2020	HAWAII FARM BUREAU	SOLICIT PROPOSALS FOR RESEARCH PROJECTS TO ESTABLISH FOOD SAFETY PROCEDURES	PROGRESS MEETINGS	Y	S
AGR151	A	\$ 60,000	O	75,000	15,000	7/24/2017	7/24/2017	7/23/2018	HIH SOLUTIONS, L	HI INDUSTRIAL HEMP SEED DEVELOPMENT PROGRAM	MID TERM PROGRESS REPORT AND FINAL REPORT	Y	S
AGR151	A	\$ -	O	50,000	50,000	8/1/2017	8/7/2017	3/7/2019	UNIVERSITY OF ARKANSAS	DEVELOP SCHEMATICS F/AGRICULTURAL BASE-YARD CONFIGURATIONS	MID TERM PROGRESS REPORT AND FINAL REPORT	Y	S
AGR151	A	\$ 60,000	O	75,000	15,000	7/24/2017	7/24/2017	12/31/2018	UNIVERSITY OF HAWAII	HAWAII INDUSTRIAL HEMP SEED DEVELOPMENT	MID TERM PROGRESS REPORT AND FINAL REPORT	Y	S
AGR151	A	\$ 40,865	O	81,730	40,865	7/1/2018	7/1/2018	12/31/2019	UNIVERSITY OF HAWAII	HAWAII EGG QUALITY ASSURANCE EDUCATION & IMPLEMENTATION PRGRM PHASE II	MID TERM PROGRESS REPORT AND FINAL REPORT	Y	S
AGR151	B	\$ 68,919	O	91,891	22,972	5/2/2017	5/2/2017	7/15/2019	COUNTY OF HAWAII	AGRICULTURAL THEFT PILOT PROGRAM	MID TERM PROGRESS REPORT AND FINAL REPORT	Y	S
AGR151	B	\$ 44,000	O	50,000	6,000	5/1/2016	5/1/2016	6/30/2018	UNIVERSITY OF HAWAII	HAWAII EGG QUALITY ASSURANCE PROGRAM PRODUCER EDUCATION & IMPLEMENTATION	PROGRESS MEETINGS	Y	S

Department of Agriculture
Active Contracts as of December 1, 2018

Table 14

Prog ID	MOF	Amount	Frequency (M/A/O)	Max Value	Outstanding Balance	Date Executed	From	To	Entity	Contract Description	Explanation of How Contract is Monitored	POS Y/N	Category E/L/P/C/G/S
AGR161	A	\$ 104,500	O	110,000	5,500	7/1/2017	7/1/2017	7/31/2019	'AINA HO'OKUPU O	IMPLEMENTATION & PURCHASE OF WATER MAIN F/AGRICULTURAL USE IN KILAUEA,	SITE VISIT	Y	S
AGR161	A	\$ 4,515	O	13,255	8,740	6/19/2017	6/19/2017	9/29/2017	COMPLIANCE SOLUTION	SITE SAFETY & HEALTH OFFICER FOR OPERATION & MAINTENANCE WORK UNDER NAVY	MONTHLY REPORT	Y	S
AGR161	A	\$ 78,396	O	90,000	11,604	7/1/2017	7/1/2017	6/30/2019	HAWAII FARMERS UNION	OPERATING GRANT TO SUPORT STRUCTURE F/FARMERS ON OAHU	SITE VISIT	Y	S
AGR161	B	\$ 52,147	O	79,849	27,702	6/2/2017	6/2/2017	5/31/2019	AKINAKA & ASSOCIATES	DESIGN MODIFICATIONS TO VARIOUS STREAM DIVERSION IN KEKAHA, KAUAI	MONTHLY REPORT	Y	S
AGR161	B	\$ 652	O	8,929	8,277	8/11/2015	8/17/2015	7/15/2016	HIROTA, SAM O.,	PARTIAL BOUNDARY SURVEY TMK7-1-02 POR.004 & SEWER LATERAL CONSTRUCTION	SITE VISIT	Y	S
AGR161	B	\$ 27,933	O	38,400	10,467	5/12/2016	6/21/2016	12/31/2016	TNWRE, INC.	DESIGN OF THE SMALL FARM IRRIGATION SUPPLY FOR TMK NOS 6-5-002:025 AND	SITE VISIT	Y	S
AGR161	W	\$ 123,796	O	186,582	62,786	3/15/2018	4/1/2018	3/31/2019	ALLIED UNIVERSAL	SECURITY OFFICER SERVICE AT BOTT WELL PUMP - WAHIAWA, OAHU	SITE VISIT	Y	S
AGR161	W	\$ 54,153	O	54,155	2	9/30/2015	9/30/2015	9/29/2016	CARDNO GS, INC.	QUALITY CONTROL MANAGEMENT SVCS FOR OPERATION & MAINTENANCE WORK OF PMRF	MONTHLY REPORT	Y	S
AGR161	W	\$ 17,996	O	22,126	4,130	9/30/2017	9/30/2017	9/29/2018	CARDNO GS, INC.	QUALITY CONTROL MANAGEMENT SVCS FOR OPERATION & MAINTENANCE WORK OF PMRF	MONTHLY REPORT	Y	S
AGR161	W	\$ 4,882	O	14,794	9,912	9/30/2018	9/30/2018	12/29/2018	CARDNO GS, INC.	QUALITY CONTROL MANAGEMENT SVCS FOR OPERATION & MAINTENANCE WORK OF PMRF	MONTHLY REPORT	Y	S
AGR161	W	\$ 2,713	O	16,660	13,948	1/26/2015	1/26/2015	9/29/2015	COMPLIANCE SOLUTION	SITE SAFETY & HEALTH OFFICER FOR OPERATION & MAINTENANCE WORK UNDER NAVY	MONTHLY REPORT	Y	S
AGR161	W	\$ 5,470	O	12,085	6,615	8/13/2018	8/13/2018	9/29/2018	COMPLIANCE SOLUTION	SITE SAFETY & HEALTH OFFICER FOR OPERATION & MAINTENANCE WORK UNDER NAVY	MONTHLY REPORT	Y	S
AGR161	W	\$ 780	O	2,340	1,560	9/27/2018	9/30/2018	12/29/2018	COMPLIANCE SOLUTION	SITE SAFETY & HEALTH OFFICER FOR OPERATION & MAINTENANCE WORK UNDER NAVY	MONTHLY REPORT	Y	S
AGR161	W	\$ 10,399	O	27,249	16,850	1/1/2016	1/1/2016	12/31/2017	HAWTHORNE PACIFI	REPAIR & RESTORE GENERATORS AT FORMER KEKAHA SUGAR MILL	MONTHLY REPORT	Y	S

Department of Agriculture
Active Contracts as of December 1, 2018

Table 14

Prog ID	MOF	Amount	Frequency (M/A/O)	Max Value	Outstanding Balance	Date Executed	From	To	Entity	Contract Description	Explanation of How Contract is Monitored	POS Y/N	Category E/L/P/C/G/S
AGR161	W	\$ 98,910	O	117,000	18,090	2/16/2017	2/16/2017	7/31/2018	ITC WATER MANAGE	SMALL FARM IRRIGATION SUPPLY FOR TMK6-5-002:025 AND 7-1-001:002 WAHIAWA,	SITE VISIT	Y	S
AGR161	W	\$ 25,752	O	154,512	128,760	8/8/2018	9/1/2018	8/31/2019	ITC WATER MANAGE	GALBRAITH SMALL FARM IRRIGATION & BOTT WELL PUMP O&M	SITE VISIT	Y	S
AGR161	W	\$ 11,062	O	76,426	65,364	1/1/2015	1/1/2015	12/31/2016	ITERASHIMA ENVIR	NTL POLLUTANT DISCHARGE ELIMINATION SYSTEM MONITORING AND PERMIT RENEWAL	MONTHLY REPORT	Y	S
AGR161	W	\$ 24,577	O	46,411	21,834	9/19/2018	9/19/2018	12/31/2018	ITERASHIMA ENVIR	NTL POLLUTANT DISCHARGE ELIMINATION SYSTEM MONITORING AND PERMIT RENEWAL	MONTHLY REPORT	Y	S
AGR161	W	\$ -	O	15,000	15,000	6/1/2018	6/28/2017	6/27/2018	KOHALA LIGHTHOUS	RESEARCH CONSULTANT SVCS ON VARIOUS AGRIUULTURAL FIELD OF STUDY	PROGRESS REPORT	Y	S
AGR161	W	\$ 5,920	O	19,286	13,366	12/23/2014	12/23/2014	9/29/2015	LORD'S ELECTRIC	OPERATION & MAINTENANCE OF DRAINAGE CANALS & PUMPS AT PMRF	MONTHLY REPORT	Y	S
AGR161	W	\$ 16,164	O	48,498	32,333	9/28/2018	9/30/2018	12/29/2018	LORD'S ELECTRIC	OPERATION & MAINTENANCE OF DRAINAGE CANALS & PUMPS AT PACIFIC MISSILE PMRF	MONTHLY REPORT	Y	S
AGR161	W	\$ 53,636	O	67,351	13,715	4/1/2015	4/1/2015	12/31/2015	NEXT DESIGN LLC	PERFORM PROFESSIONAL ARCHITECTURAL SVCS FOR THE DESIGN OF THE MEZZANINE	SITE VISIT	Y	S
AGR161	W	\$ -	O	5,000	5,000	3/13/2017	3/13/2017	12/31/2017	NEXT DESIGN LLC	PERFORM PROFESSIONAL ARCHITECTURAL SVCS FOR THE DESIGN OF THE MEZZANINE	SITE VISIT	Y	S
AGR161	W	\$ 3,450	O	30,000	26,550	6/14/2018	7/1/2018	6/30/2019	PLANNING SOLUTIO	CLEAN WATER ACT(CWA) SUIT SUPPORT AT MANA PPLAIN, KEKAHA, KAUAI	na	Y	S
AGR161	W	\$ 21,250	O	85,000	63,750	12/20/2017	1/1/2018	12/31/2018	USDA, AGRICULTUR	IMPLEMENTATION OF A COOPERATIVE RESEARCH AND DEVELOPMENT AGREEMENT-CRADA	MONTHLY REPORT	Y	S
AGR171	A	\$ 8,120	O	24,000	15,880	6/12/2017	6/12/2017	4/30/18 or 150 hrs of services	DATAHOUSE CONSUL	TRAINING FOR STAFF & UPDATING THE APPLICATION FOR THE CONTRACTS	AS SERVICES ARE PROVIDED	Y	S
AGR171	A	\$ 4,000	O	5,000	1,000	5/2/2017	5/2/2017	5/2/2018	HANAPEPE ECONOMI	2017 KAUAI CHOCOLATE COFFEE FESTIVAL	MID TERM PROGRESS REPORT AND FINAL REPORT	Y	S
AGR171	A	\$ 4,000	O	10,000	6,000	4/20/2017	4/20/2017	4/20/2018	HAWAII EXPORT NU	2017 EDUCATION & MARKETING CAMPAIGN	MID TERM PROGRESS REPORT AND FINAL REPORT	Y	S
AGR171	A	\$ 14,000	O	35,000	21,000	3/2/2018	3/2/2018	5/2/2019	HAWAII FARM BURE	2018 HAWAII STATE FARM FAIR RFP-18-01-MDB	MID TERM PROGRESS REPORT AND FINAL REPORT	Y	S
AGR171	A	\$ 270,000	O	300,000	30,000	7/1/2016	7/1/2016	4/1/2019	HAWAII FLORICULT	DEVELOPMENT OF EXPORT MARKETS PEST MANAGEMENT & VARIETAL DEVELOPMENT	MID TERM PROGRESS REPORT AND FINAL REPORT	Y	S

Department of Agriculture
Active Contracts as of December 1, 2018

Table 14

Prog ID	MOF	Amount	Frequency (M/A/O)	Max Value	Outstanding Balance	Date Executed	From	To	Entity	Contract Description	Explanation of How Contract is Monitored	POS Y/N	Category E/L/P/C/G/S
AGR171	A	\$ 4,000	O	10,000	6,000	4/11/2017	4/11/2017	4/11/2018	HAWAII FLORICULT	2017 HAWAII FLORICULTURE & PROMOTION & SUSTAINABILITY PROGRAM	MID TERM PROGRESS REPORT AND FINAL REPORT	Y	S
AGR171	A	\$ 6,000	O	15,000	9,000	5/2/2017	5/2/2017	5/2/2018	HAWAII FOOD INDU	MADE IN HAWAII FESTIVAL COOKING DEMONSTRATION STAGE SPONSORSHIP	MID TERM PROGRESS REPORT AND FINAL REPORT	Y	S
AGR171	A	\$ 16,800	O	21,000	4,200	5/14/2017	5/14/2017	5/14/2018	HAWAII FOOD MANU	PROMOTING"MADE IN HAWAII"&"BUY LOCAL, IT MATTERS" AT LOCAL, NTL & INTL	MID TERM PROGRESS REPORT AND FINAL REPORT	Y	S
AGR171	A	\$ 7,908	O	9,885	1,977	5/2/2017	5/2/2017	5/2/2018	MALAMA KAUAI	KALALEA/ANEHOLA FARMERS HUI KAF HUI FARMERS MARKET MEMBERSHIP PROMOTIONS	MID TERM PROGRESS REPORT AND FINAL REPORT	Y	S
AGR171	B	\$ 59,000	O	99,000	40,000	7/13/2018	7/13/2018	7/12/2019	BARRECA, ROBERT	OAHU BANANA PROPAGATION & INNOVATIVE MARKETPLACE DISTRIBUTION	MID TERM PROGRESS REPORT AND FINAL REPORT	Y	S
AGR171	B	\$ 79,761	O	106,789	27,028	5/2/2017	5/2/2017	7/15/2019	COUNTY OF HAWAII	AGRICULTURAL THEFT PILOT PROGRAM	MID TERM PROGRESS REPORT AND FINAL REPORT	Y	S
AGR171	B	\$ 39,600	O	99,000	59,400	9/7/2018	9/7/2018	11/7/2019	FOODLAND SUPER MARKET	EATLOCAL 18	MID TERM PROGRESS REPORT AND FINAL REPORT	Y	S
AGR171	B	\$ -	O	99,000	99,000	11/28/2018	11/28/2018	11/27/2019	HAWAII CATTLEMEN	HAWAII LOCAL BEEF QUALITY STANDARDS PROJ #RFP-OC-19-05	MID TERM PROGRESS REPORT AND FINAL REPORT	Y	S
AGR171	B	\$ 300,000	O	500,000	200,000	4/25/2017	4/25/2017	4/24/2020	HO'OPULAPULA HAR	PILOT PROJECT TO GROW RICE AS A NEW BUFFER	MID TERM PROGRESS REPORT AND FINAL REPORT	Y	S
AGR171	B	\$ 79,200	O	99,000	19,800	6/16/2017	6/16/2017	12/16/2018	KANU HAWAII	STATEWIDE CAMPAIGN TO 'EAT LOCAL HAWAII' SOCIAL MEDIA	MID TERM PROGRESS REPORT AND FINAL REPORT	Y	S
AGR171	B	\$ 39,593	O	98,982	59,389	5/16/2018	5/16/2018	7/16/2019	KHNL/KGMB LLC	EAT LOCAL CAMPAIGN 2018	MID TERM PROGRESS REPORT AND FINAL REPORT	Y	S
AGR171	B	\$ 246,745	O	493,489	246,745	5/19/2017	5/19/2017	5/19/2020	UNIVERSITY OF HAWAII	INCREASING HAWAII'S AGRICULTURE PRODUCTION THROUGH RESEARCH OF NEW GERMPLASM	MID TERM PROGRESS REPORT AND FINAL REPORT	Y	S
AGR171	N	\$ 31,986	O	39,982	7,996	1/4/2017	1/4/2017	1/4/2019	HAWAII AGRICULTU	MICROPROPAGATION OF TARO IMPORT REPLACEMENT & EXPORT	MID TERM PROGRESS REPORT AND FINAL REPORT	Y	S
AGR171	N	\$ 13,740	O	34,350	20,610	12/22/2017	12/22/2017	7/31/2020	HAWAII AGRICULTU	HIGHT DESITY MANGO	MID TERM PROGRESS REPORT AND FINAL REPORT	Y	S
AGR171	N	\$ 32,000	O	40,000	8,000	12/22/2017	12/22/2017	2/22/2019	HAWAII EXPORT NU	2018 HI TROPICAL POTTED PLANTS	MID TERM PROGRESS REPORT AND FINAL REPORT	Y	S
AGR171	N	\$ 7,600	O	19,000	11,400	4/11/2017	4/11/2017	4/11/2019	HAWAII FARMERS U	HAWAII FARMERS UNION OPEN TATURA TRELLIS INSTALLATION DEMONSTRATION	MID TERM PROGRESS REPORT AND FINAL REPORT	Y	S
AGR171	N	\$ 16,000	O	40,000	24,000	12/22/2017	12/22/2017	2/22/2020	HAWAII FOREST IN	IMPORTED CHRISTMAS TREES	MID TERM PROGRESS REPORT AND FINAL REPORT	Y	S
AGR171	N	\$ 16,654	O	24,982	8,327	3/23/2017	3/23/2017	3/23/2019	HAWAII 'ULU PROD	BUILDING HAWAII'S BREADFRUIT INDUSTRY FROM THE BOTTOM-UP - RFP 16-01-ADD	MID TERM PROGRESS REPORT AND FINAL REPORT	Y	S
AGR171	N	\$ 32,000	O	40,000	8,000	1/27/2017	1/27/2017	1/27/2019	HERITAGE RANCH,	SAME CANOE LOCAL FOOD CHALLENGE CANOE CORP PROJECT	MID TERM PROGRESS REPORT AND FINAL REPORT	Y	S

Department of Agriculture
Active Contracts as of December 1, 2018

Table 14

Prog ID	MOF	Amount	Frequency (M/A/O)	Max Value	Outstanding Balance	Date Executed	From	To	Entity	Contract Description	Explanation of How Contract is Monitored	POS Y/N	Category E/L/P/C/G/S
AGR171	N	\$ 18,465	O	23,081	4,616	12/22/2017	12/22/2017	4/22/2019	MAUKA VISTA FARM	PEPPERCORN PRODUCTION - RFP 17-03-ADD	MID TERM PROGRESS REPORT AND FINAL REPORT	Y	S
AGR171	N	\$ 30,336	O	37,920	7,584	12/22/2017	12/22/2017	8/22/2019	MOLOKAI HOMESTEAD	DEVELOP ORGANIC BUTTERNUT SQUASH	MID TERM PROGRESS REPORT AND FINAL REPORT	Y	S
AGR171	N	\$ 15,790	O	39,474	23,684	12/22/2017	12/22/2017	12/22/2019	OAHU RESOURCE CO	INCREASING CACAO PRODUCTION - RFP 17-03-ADD	MID TERM PROGRESS REPORT AND FINAL REPORT	Y	S
AGR171	N	\$ 32,000	O	40,000	8,000	12/22/2017	12/22/2017	1/22/2019	PACIFIC GATEWAY	GOURMET POTATO MEDLEY CROP	MID TERM PROGRESS REPORT AND FINAL REPORT	Y	S
AGR171	N	\$ 21,200	O	26,500	5,300	1/27/2017	1/27/2017	7/27/2019	UNIVERSITY OF HAWAII	ESTABLISHING FIELDS FOR AN OHELO KAU LAAU INDUSTRY	MID TERM PROGRESS REPORT AND FINAL REPORT	Y	S
AGR171	N	\$ 12,800	O	16,000	3,200	5/2/2017	5/2/2017	8/2/2019	UNIVERSITY OF HAWAII	DEMONSTRATION OF PRUNING TECHNIQUES TO INCREASE FARM PROFITABILITY FOR	MID TERM PROGRESS REPORT AND FINAL REPORT	Y	S
AGR171	N	\$ 16,000	O	40,000	24,000	1/26/2018	1/26/2018	1/26/2020	UNIVERSITY OF HAWAII	SPECIALTY ORGANIC CUCUMBER PRODUCTION IN HAWAII - RFP-17-03-ADD	MID TERM PROGRESS REPORT AND FINAL REPORT	Y	S
AGR171	N	\$ 16,000	O	40,000	24,000	1/26/2018	1/26/2018	1/26/2020	UNIVERSITY OF HAWAII	IMPROVE LEGUME CROPS GROWTH & YIELD IN HAWAII - RFP-17-03-ADD	MID TERM PROGRESS REPORT AND FINAL REPORT	Y	S
AGR171	N	\$ 15,823	O	39,557	23,734	3/2/2018	3/2/2018	3/2/2020	UNIVERSITY OF HAWAII	MACRO-PROPAGATION TECHNIQUES F/DISEASE FREE BANANA PLANTING MATERIAL	MID TERM PROGRESS REPORT AND FINAL REPORT	Y	S
AGR192	A	\$ 40,714	O	50,714	10,000	7/1/2017	7/1/2017	12/31/2018	GROW SOME GOOD	GROW SOME GOOD'S GROW IT/KNOW IT HEALTHY HARVEST PROGRAM	MID TERM PROGRESS REPORT AND FINAL REPORT	Y	S
AGR192	A	\$ 190,000	O	250,000	60,000	7/1/2017	7/1/2017	12/31/2018	HAWAII AGRICULTURE	HI AGRICULTURAL FOUNDATION'S FARMER, STUDENT & COMMUNITY EDUCATION	MID TERM PROGRESS REPORT AND FINAL REPORT	Y	S
AGR192	A	\$ 200,000	O	300,000	100,000	8/8/2018	8/8/2018	8/1/2019	KOBAYASHI TRUCKI	KAUAI FARMER FLOOD RELIEF ASSISTANCE KUMU RD ACCESS	MID TERM PROGRESS REPORT AND FINAL REPORT	Y	S
AGR192	A	\$ 20,000	O	25,000	5,000	7/1/2017	7/1/2017	12/31/2018	MALAMA KAUAI	MALAMA KAUA'I'S KAUAI AG INTERNSHIP PROGRAM	MID TERM PROGRESS REPORT AND FINAL REPORT	Y	S
AGR192	A	\$ 20,000	O	25,000	5,000	7/1/2017	7/1/2017	12/31/2018	MALAMA KAUAI	MALAMA KAUA'I'S MOBILE KITCHEN	MID TERM PROGRESS REPORT AND FINAL REPORT	Y	S
AGR192	B	\$ 79,200	O	99,000	19,800	2/6/2018	2/6/2018	12/31/2019	AGRICULTURAL LEA	HAWAII ALL-AGRICULTURE MULTI-DISCIPLINARY TRAINING PROGRAM	MID TERM PROGRESS REPORT AND FINAL REPORT	Y	S
AGR192	B	\$ -	O	75,000	75,000	11/26/2018	11/26/2018	11/25/2019	COUNTY OF KAUAI	EAST KAUAI IRRIGATION SYS MAINTENANCE & OPERATION	MID TERM PROGRESS REPORT AND FINAL REPORT	Y	S
AGR192	B	\$ -	O	80,000	80,000	11/9/2018	11/9/2018	11/8/2019	FRIENDS OF THE F	EMERGENCY SVCS MAINTENANCE FOR WAIPIO RIVER VALLEY	MID TERM PROGRESS REPORT AND FINAL REPORT	Y	S
AGR192	B	\$ -	O	35,000	35,000	11/26/2018	11/26/2018	11/25/2019	HAMAKUA HARVEST,	HAWAII ISLAND FARMER EDUCATION & DEVELOPMENT PROGRAM - RFP #OC-19-03	MID TERM PROGRESS REPORT AND FINAL REPORT	Y	S
AGR192	B	\$ 59,000	O	99,000	40,000	7/13/2018	7/13/2018	6/29/2019	HAWAII FARMERS U	KAUAI FARMER FLOOD RELIEF ASSISTANCE	MID TERM PROGRESS REPORT AND FINAL REPORT	Y	S

Department of Agriculture
Active Contracts as of December 1, 2018

Table 14

<u>Prog ID</u>	<u>MOF</u>	<u>Amount</u>	<u>Frequency</u> <u>(M/A/O)</u>	<u>Max Value</u>	<u>Outstanding</u> <u>Balance</u>	<u>Date</u> <u>Executed</u>	<u>From</u>	<u>To</u>	<u>Entity</u>	<u>Contract Description</u>	<u>Explanation of How Contract is Monitored</u>	<u>POS Y/N</u>	<u>Category</u> <u>E/L/P/C/G/S</u>
AGR192	B	\$ -	O	10,000	10,000	7/13/2018	7/13/2018	6/29/2019	HAWAII FARMERS U	KAUAI FARMER FLOOD RELIEF ASSISTANCE	MID TERM PROGRESS REPORT AND FINAL REPORT	Y	S
AGR192	B	\$ -	O	25,000	25,000	11/26/2018	11/26/2018	11/25/2019	HAWAII 'ULU PROD	HAWAII COMMERCIAL SCALE ULU PRODUCTION & PROCESSING PROJECT	MID TERM PROGRESS REPORT AND FINAL REPORT	Y	S
AGR192	B	\$ 20,000	O	25,000	5,000	12/20/2017	12/20/2017	12/19/2018	NORTH SHORE EVP	NORTH SHORE OAHU GROUP GAP DEMO PROJECT - RFP OC-18-04	MID TERM PROGRESS REPORT AND FINAL REPORT	Y	S
AGR192	B	\$ -	O	75,000	75,000	11/28/2018	11/28/2018	11/27/2019	OAHU ECONOMIC DE	HAWAII LOCAL FOOD PLATFORM PROJ - #RFP-OC-19-04	MID TERM PROGRESS REPORT AND FINAL REPORT	Y	S
AGR192	B	\$ 76,370	O	95,370	19,000	12/14/2017	12/14/2017	12/13/2018	UNIVERSITY OF HAWAII	GOFARM HAWAII PROGRAM EXPANSION IN KAUAI	MID TERM PROGRESS REPORT AND FINAL REPORT	Y	S
AGR192	B	\$ 50,000	O	60,000	10,000	2/15/2018	2/15/2018	6/30/2019	UNIVERSITY OF HAWAII	SHRIMP DISEASE TESTING LABORATORY	MID TERM PROGRESS REPORT AND FINAL REPORT	Y	S

Department of Agriculture
Capital Improvements Program (CIP) Requests

Table 15

<u>Prog ID</u>	<u>Prog ID</u> <u>Priority</u>	<u>Dept- Wide</u> <u>Priority</u>	<u>Senate</u> <u>District</u>	<u>Rep.</u> <u>District</u>	<u>Project Title</u>	<u>MOF</u>	<u>FY20 \$\$\$</u>	<u>FY21 \$\$\$</u>
AGR 101	1	1	0	0	Cash Infusion for the Agricultural Loan Revolving Fund	C	\$ 7,500,000	\$ 5,000,000
AGR 122	1	5	33	13	Plant Quarantine Detector Dog Kennels and Training Facility, Oahu	C	\$ 150,000	\$ -
AGR 131	1	4	33	13	Renovation of Kennels at the Animal Quarantine Station, Oahu	C	\$ 200,000	\$ -
AGR 132	1	3	15	30	Airport Animal Quarantine Holding Facility Improvements, Oahu	C	\$ 500,000	\$ -
AGR 141	1	6	47	23	Kahuku Agricultural Park Miscellaneous Improvments, Oahu	C	\$ 1,700,000	\$ 900,000
AGR 141	2	7	51	25	Waimanalo Irrigation System Improvments, Oahu	C	\$ 2,500,000	\$ -
AGR 141	3	8	13	7	Molokai Irrigation System Improvements, Molokai	C	\$ -	\$ 9,300,000
AGR 141	4	9	7	4	Waimea Irrigation System Improvements, Hawaii	C	\$ -	\$ 1,300,000
AGR 141	5	10	0	0	State Irrigation System Reservoir Safety Improvements, Statewide	C	\$ 150,000	\$ 350,000
						R	\$ 150,000	\$ 350,000
AGR 192	1	2	0	0	Miscellaneous Health, Safety, Code and Other Requirements, Statewide	C	\$ 3,300,000	\$ 1,850,000

CIP Lapses

<u>Prog ID</u>	<u>Act/Year of Appropriation</u>	<u>Project Title</u>	<u>MOF</u>	<u>Lapse Amount</u> <u>\$\$\$\$</u>	<u>Reason</u>
AGR 141	119/2015	Molokai Irrigation System Improvements, Molokai	C	\$ 347,000	Bids for power plant exceeded available funds
AGR 141	124/2016	Molokai Irrigation System Improvements, Molokai	C	\$ 3,200,000	Bids for power plant exceeded available funds

Department of Agriculture
 Program ID Sub-Organizations

Table 19

<u>Program ID</u>	<u>Sub-Org Code</u>	<u>Name</u>	<u>Objective</u>
AGR 101	GA	Financial Assistance for Agriculture	To promote the agricultural and aquacultural development of the State by stimulating, facilitating, and granting loans and providing related financial services to qualified farmers, new farmers, and qualified aquaculturalists.
AGR 122	EA	Plant Industry Administration	To protect Hawaii's agricultural and horticultural industries, environment, and natural resources, and general public by preventing the introduction and establishment of harmful insects, diseases, illegal non-domestic animals, and other pests; to conduct effective plant pest control activities; and to enhance agricultural productivity and agribusiness development by facilitating export shipments of agricultural and horticultural materials and products.
	EB	Plant Quarantine	To assist the agricultural industry by preventing the entry of plant pests and diseases and non-domestic animal pests.
	EC	Plant Pest Control- Bio Control	To assist the agricultural industry and natural environment by conducting effective plant and pest control activities utilizing bio-control methods.
	ED	Plant Pest Control- Chemical/Mechanical	To assist the agricultural industry and natural environment by conducting effective plant and pest control activities utilizing chemical or mechanical methods..
AGR 131	DB	Rabies Quarantine	To protect animal and public health by preventing the introduction of rabies and animal diseases in imported dogs and cats through import regulation, quarantine, and monitoring animal entries for alien pests and diseases..
AGR 132	DA	Animal Industry Administration	To safeguard the livestock and poultry industries from diseases not present in the State and assist with the development and sustainability of the livestock and poultry industries through the prevention, control, and eradication of livestock diseases which may negatively impact production and marketability, or human health.

Department of Agriculture
Program ID Sub-Organizations

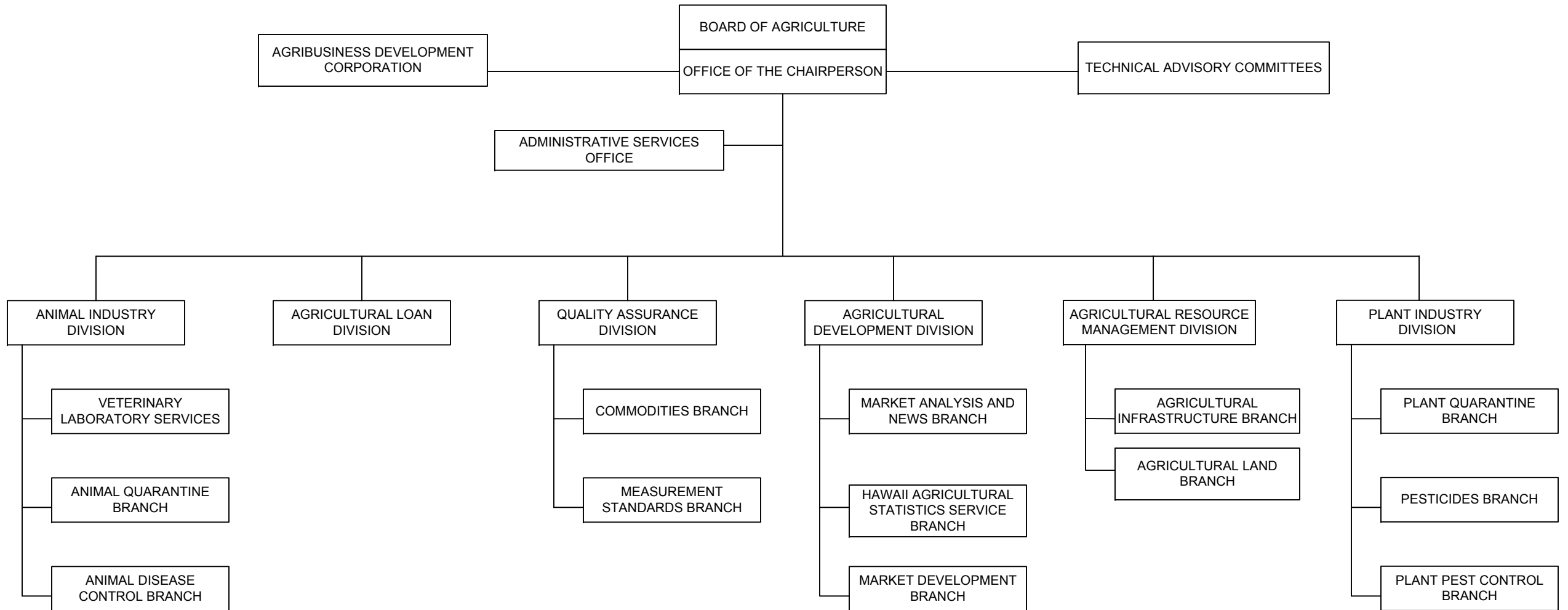
	DC	Livestock Disease Control	To prevent, control and eradicate animal diseases and pests that can cause significant economic impact to the State's livestock and poultry industries.
	DD	Veterinary Laboratory	To assist the agricultural industry produce healthy food animals through animal pest and disease diagnosis.
AGR 141	HA	Agricultural Resource Management	To assist in the developing and managing the State's agricultural resources by ensuring adequate and reliable supplies of irrigation water, farmland, infrastructure, and produce processing, livestock slaughter, and agricultural research and processing facilities.
AGR 151	BB	Commodities	To assist the agricultural industry through quality assurance of agricultural commodities.
	BF	Milk Control	To maintain stability in the dairy industry through producer price and quota control.
	BG	Quality Assurance Administration	To assist in the development of the agricultural industry through quality assurance of agricultural commodities, and producer price and quota control to maintain stability within the dairy industry.
AGR 153	CD	Aquaculture Development Program	To develop a sustainable and profitable commercial aquaculture industry by encouraging a diversity of products, improving management practices and technologies, and providing direct assistance with regulations, disease, marketing and new business development.
AGR 161	KA	Agribusiness Development Corporation	To make optimal use of agricultural assets for the economic, environmental and social benefit of the people of Hawaii by conserving and redeploying land and it's associated production infrastructure in a timely manner into productive uses and by coordinating and administering programs to assist or enhance agricultural enterprises.
	KC	Waiahole Water System	Provide a reliable source of irrigation water to users of the Waiahole water system by efficiently operating and maintaining the system infrastructure.

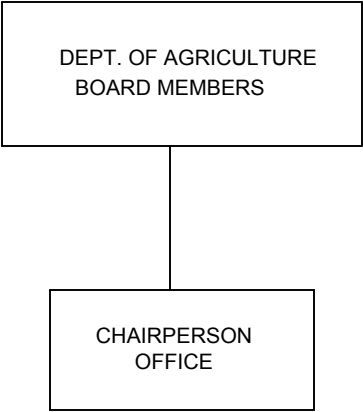
Department of Agriculture
Program ID Sub-Organizations

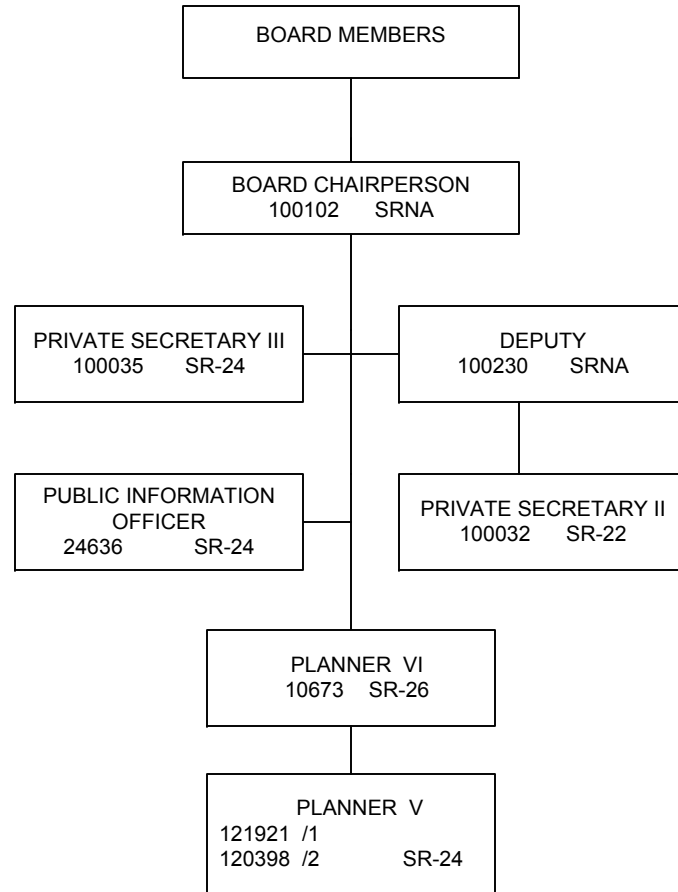
Table 19

AGR 171	BA	Agricultural Development Administration	To promote the economic viability of commercial agriculture by sponsoring joint marketing programs for agricultural products with high revenue growth potentials; facilitating the development and expansion of marketing opportunities for targeted agricultural and processed products; and providing timely, accurate, and useful statistics.
	BC	Hawaii Agricultural Statistics	To assist the agricultural industry by collecting and disseminating agricultural production information.
	BD	Market Analysis and News	To assist the agricultural industry by collecting and disseminating agricultural market information.
	BE	Market Development	To assist the agricultural industry through market development and promotion of agricultural products.
AGR 192	AA	General Administration for Agriculture	To enhance the effectiveness and efficiency of the overall program by providing program leadership, staff support services, and other administrative services; and to conserve and protect important agricultural lands in agricultural use, and expand the contribution of diversified agriculture to the State's economy.
AGR 812	CA	Measurement Standards	To minimize inaccuracy or fraudulent practices in commercial measurement, labeling, and pricing to reduce losses for sellers and consumers through a program of licensing, inspecting, testing, calibrating and investigating complaints.
AGR 846	EE	Pesticides	To ensure the effective, efficient, and safe use of pesticides by minimizing their adverse effects on humans and the environment while considering the benefits of their use.

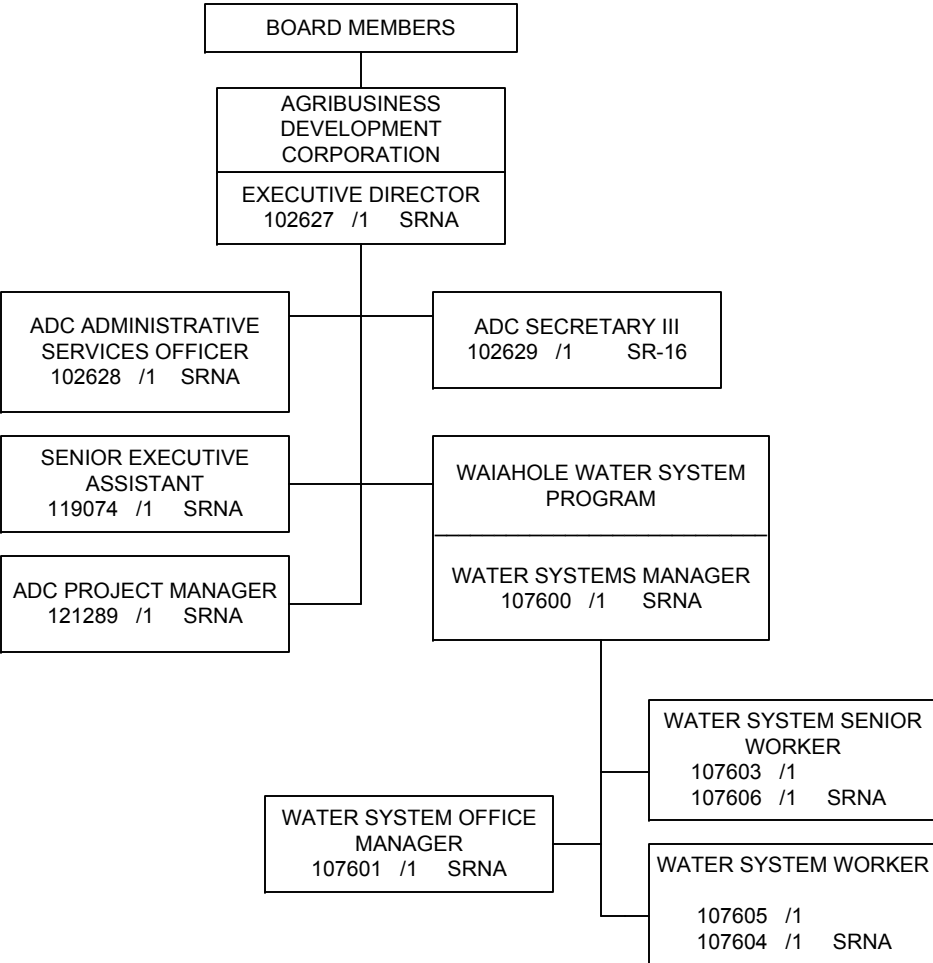
STATE OF HAWAII
DEPARTMENT OF AGRICULTURE
2018 ORGANIZATION CHART (as of 6/30/18)



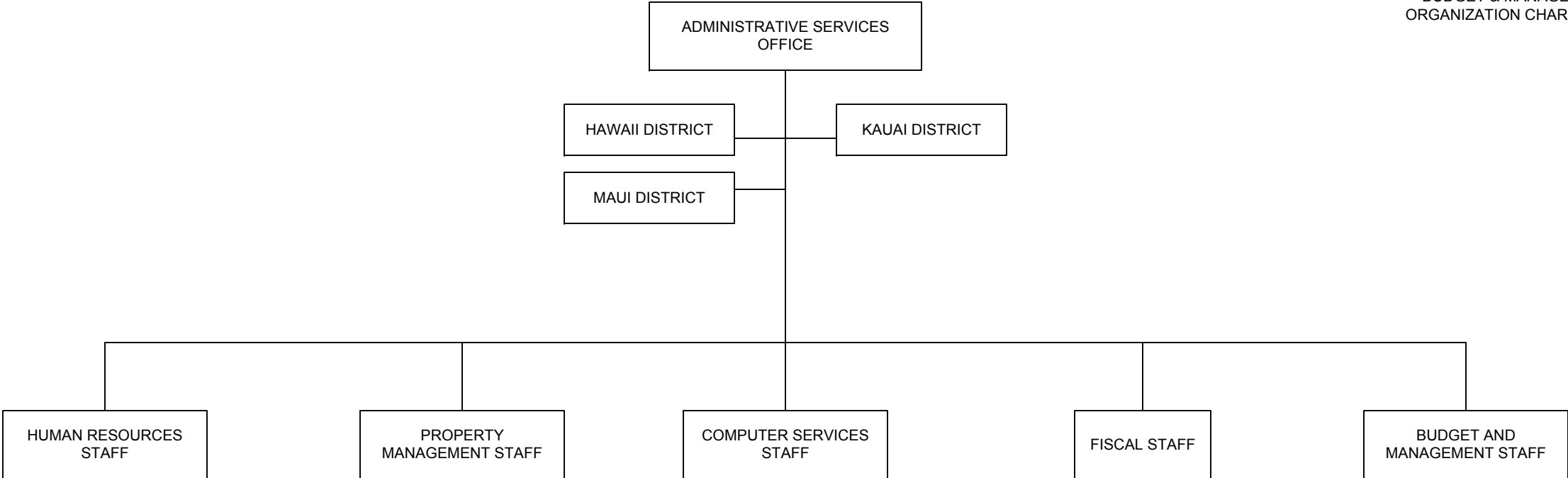


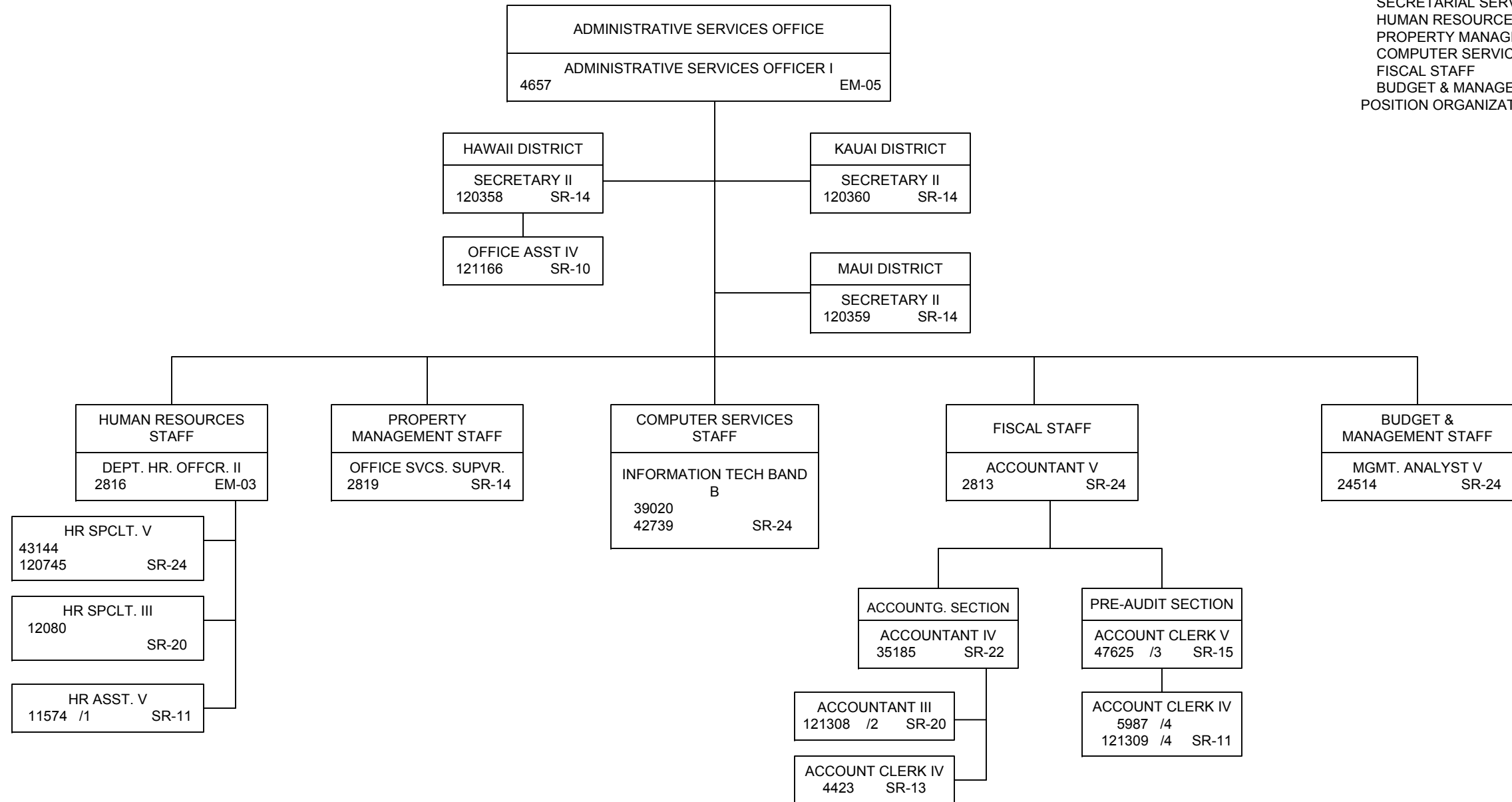


1/ Downgraded to Planner IV, SR-22
 2/ Position reclassified to Agricultural Water Resources Manager, position authorized per Act 119, SLH 2015. Placement subject to delegated reorganization.
 3/ Pseudo/position #16006A/121830. Farm to School Coordinator, SRNA, authorized per Act 218, SLH 2015. Placement subject to delegated reorganization.

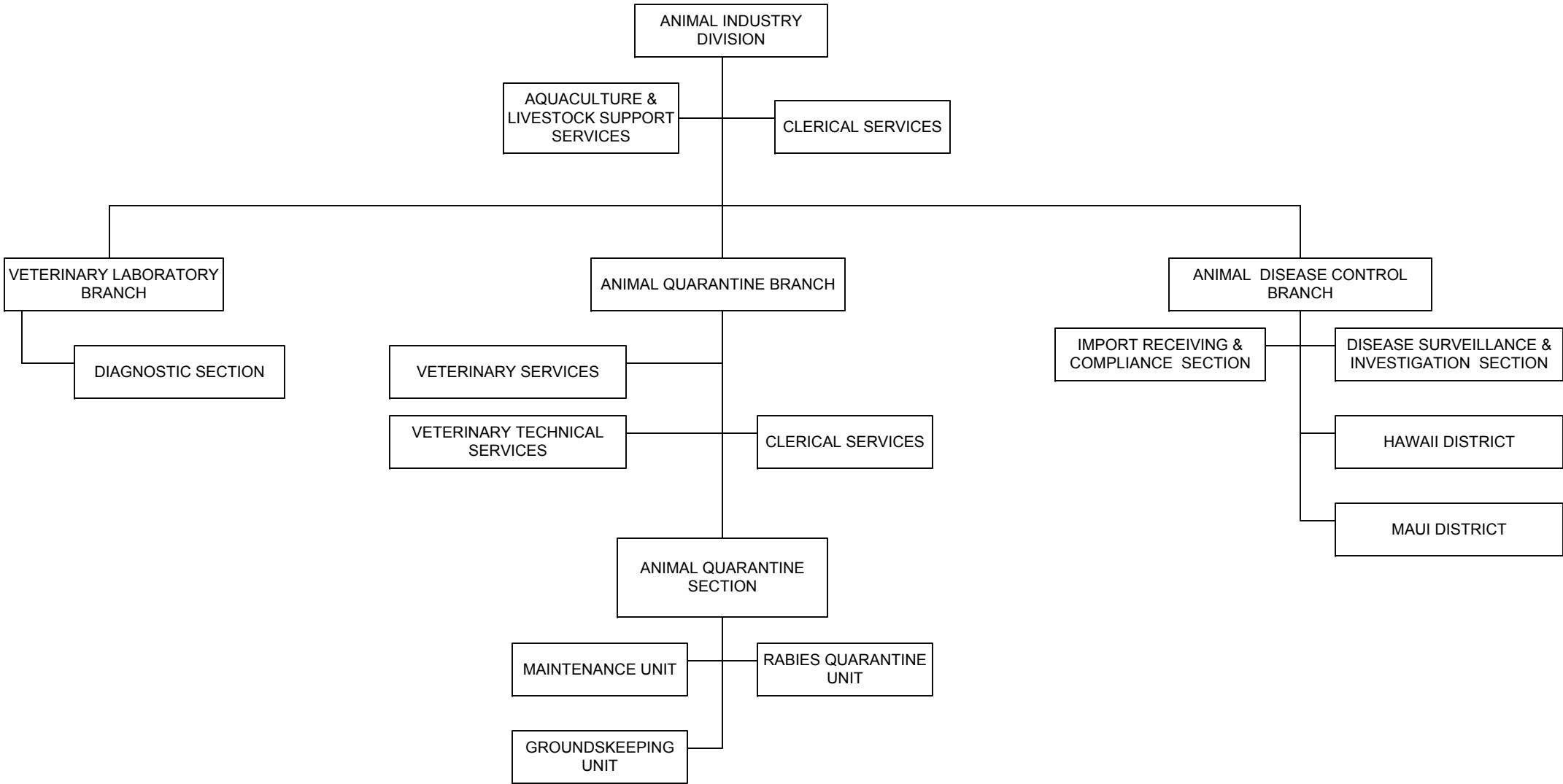


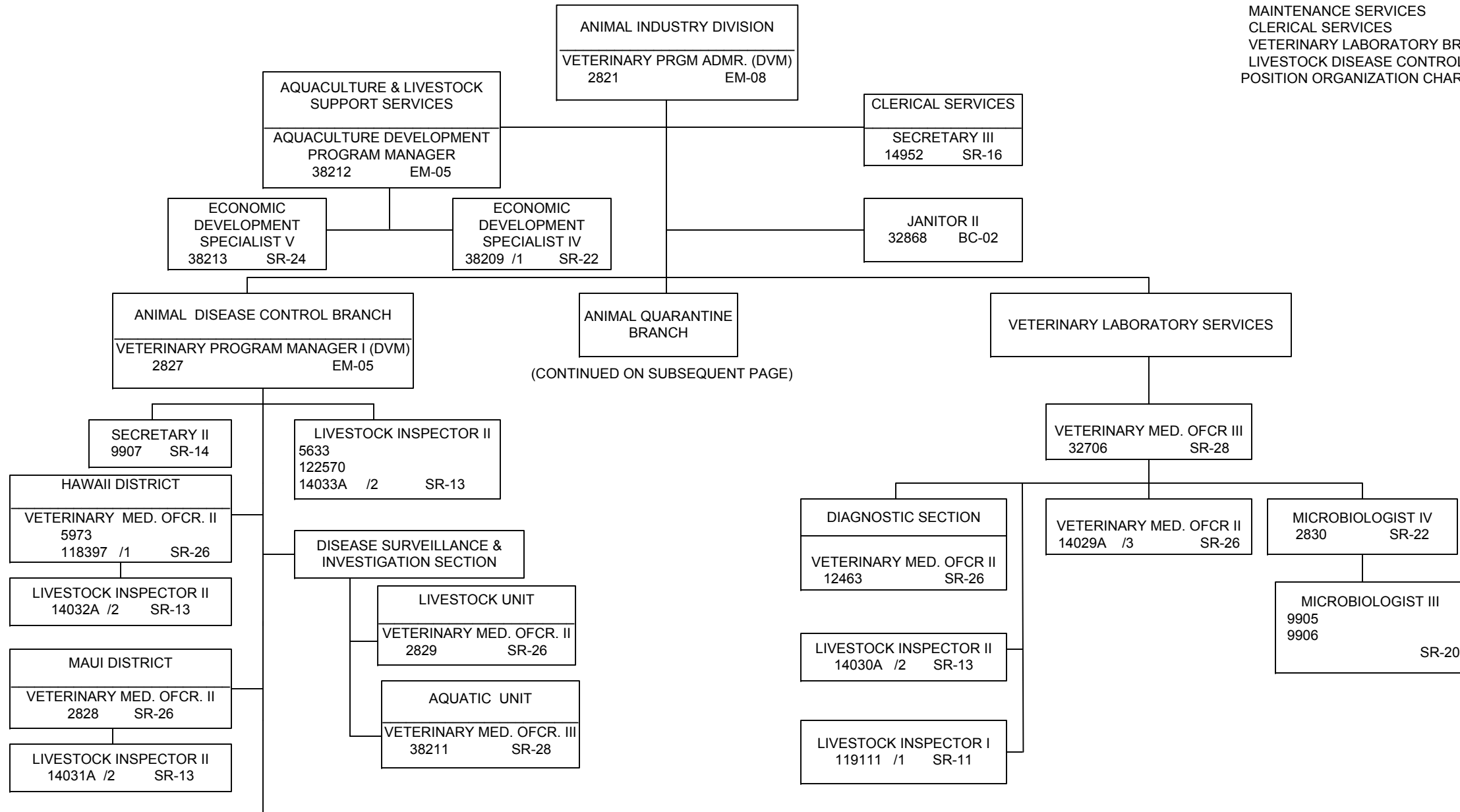
1/ Temporary position, NTE 6/30/19
 2/ Pseudo 17003T, Asset Manager. Position authorized eff 7/1/16 pursuant to Act 124, SLH 2016. Subject to classification and organizational review. Placement subject to delegated reorganization.





1/ Position reclassified from HR Assistant IV to HR Assistant V
 2/ Position downgraded to Accountant II
 3/ Position reclassified from Pre-Audit Clerk II to Account Clerk V
 4/ Position reclassified from Pre-Audit Clerk I to Account Clerk IV

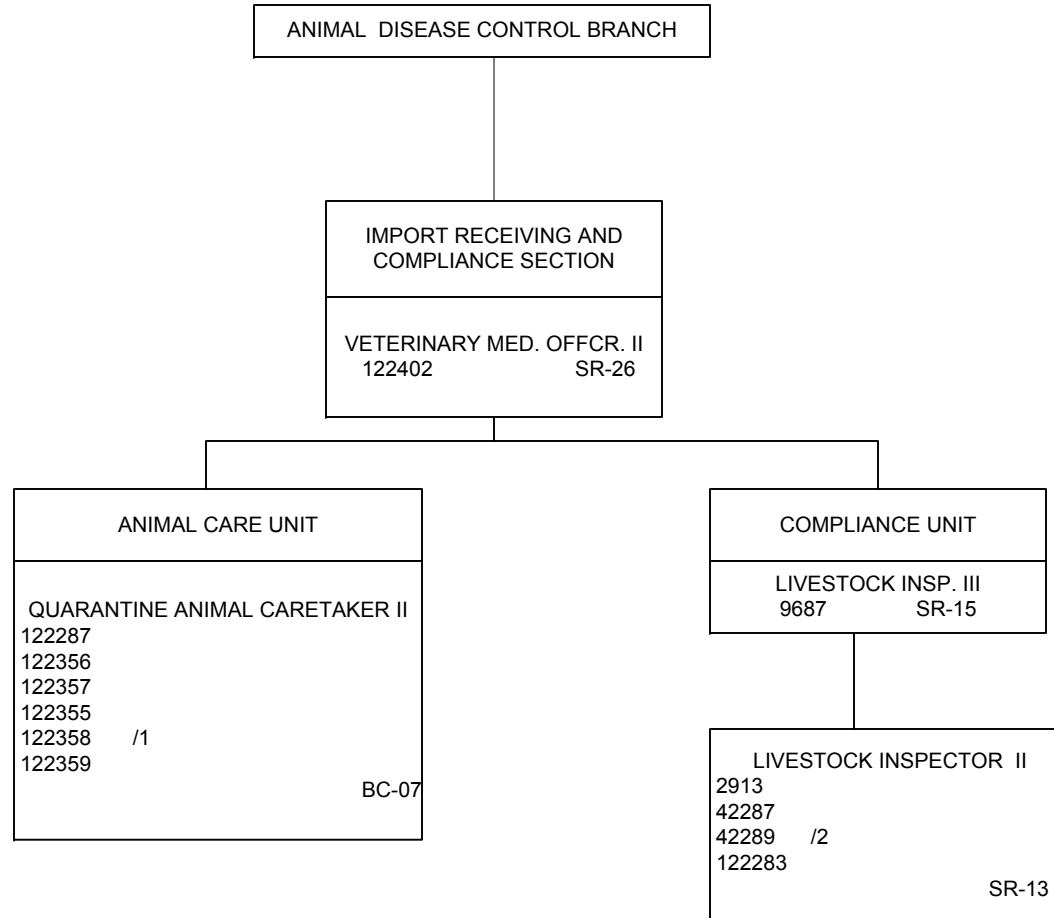




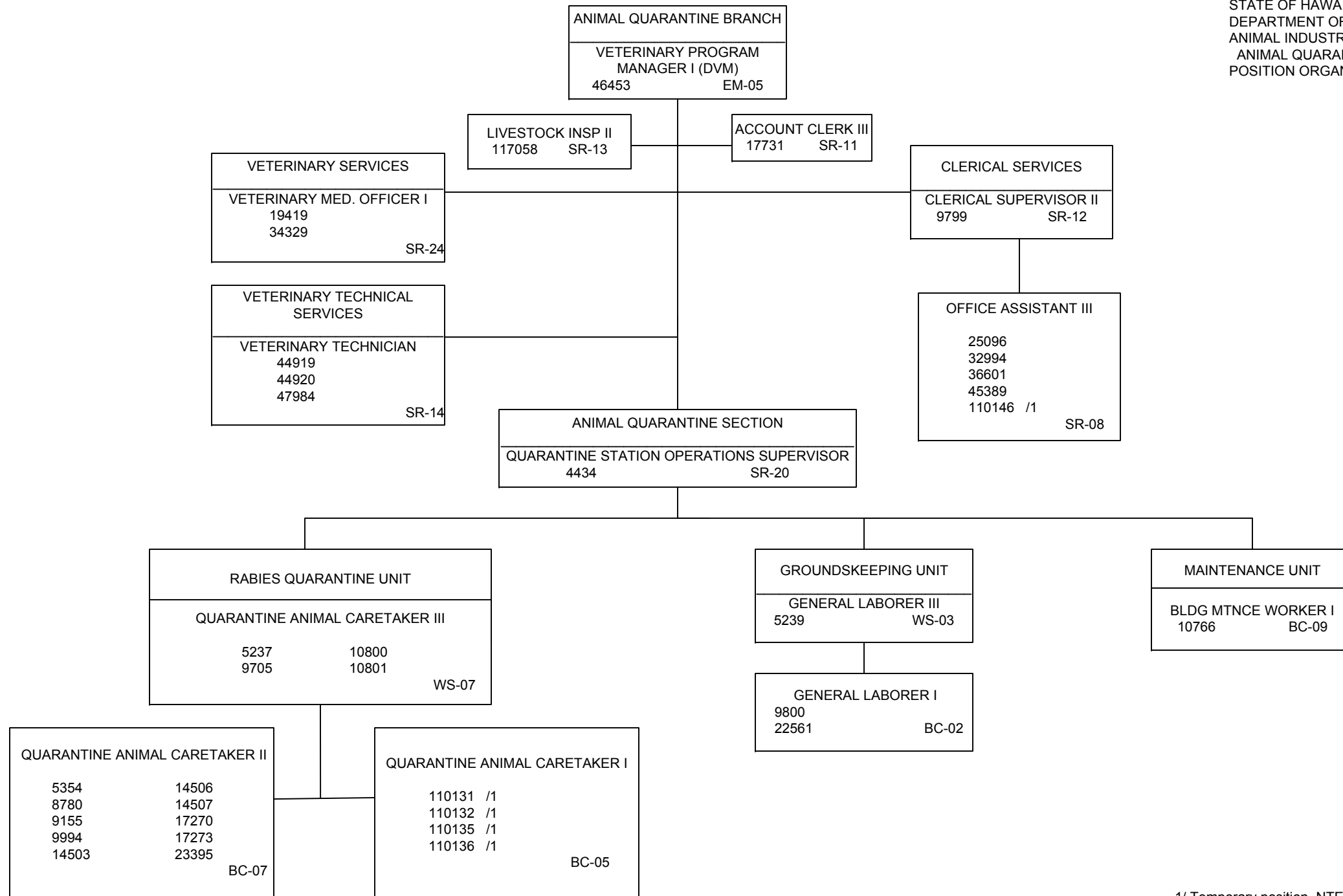
(CONTINUED ON NEXT PAGE)

1/ Temporary position, NTE 6/30/19
 2/ Positions placed & accepted in previous FY org charts submittals. Positions subject to classification & organizational review. Placement to be formally acknowledged via delegated reorganizations.
 3/ Position to be abolished effective 7/1/18, per Act 053, SLH 2018

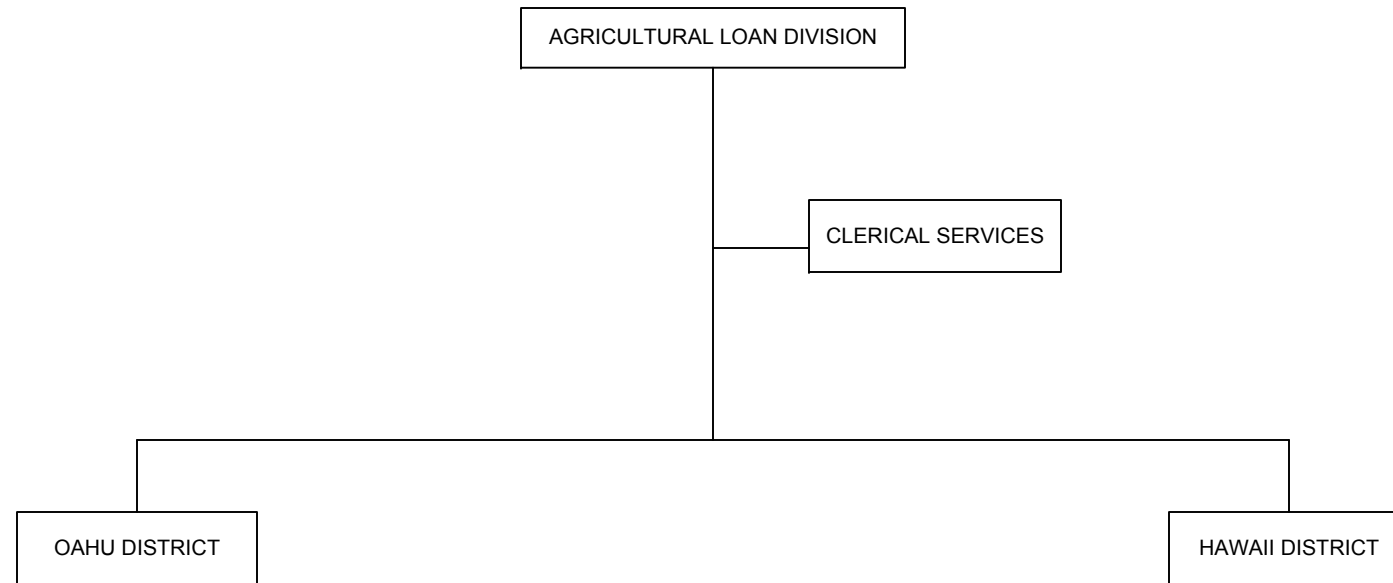
(CONTINUED FROM PREVIOUS PAGE)

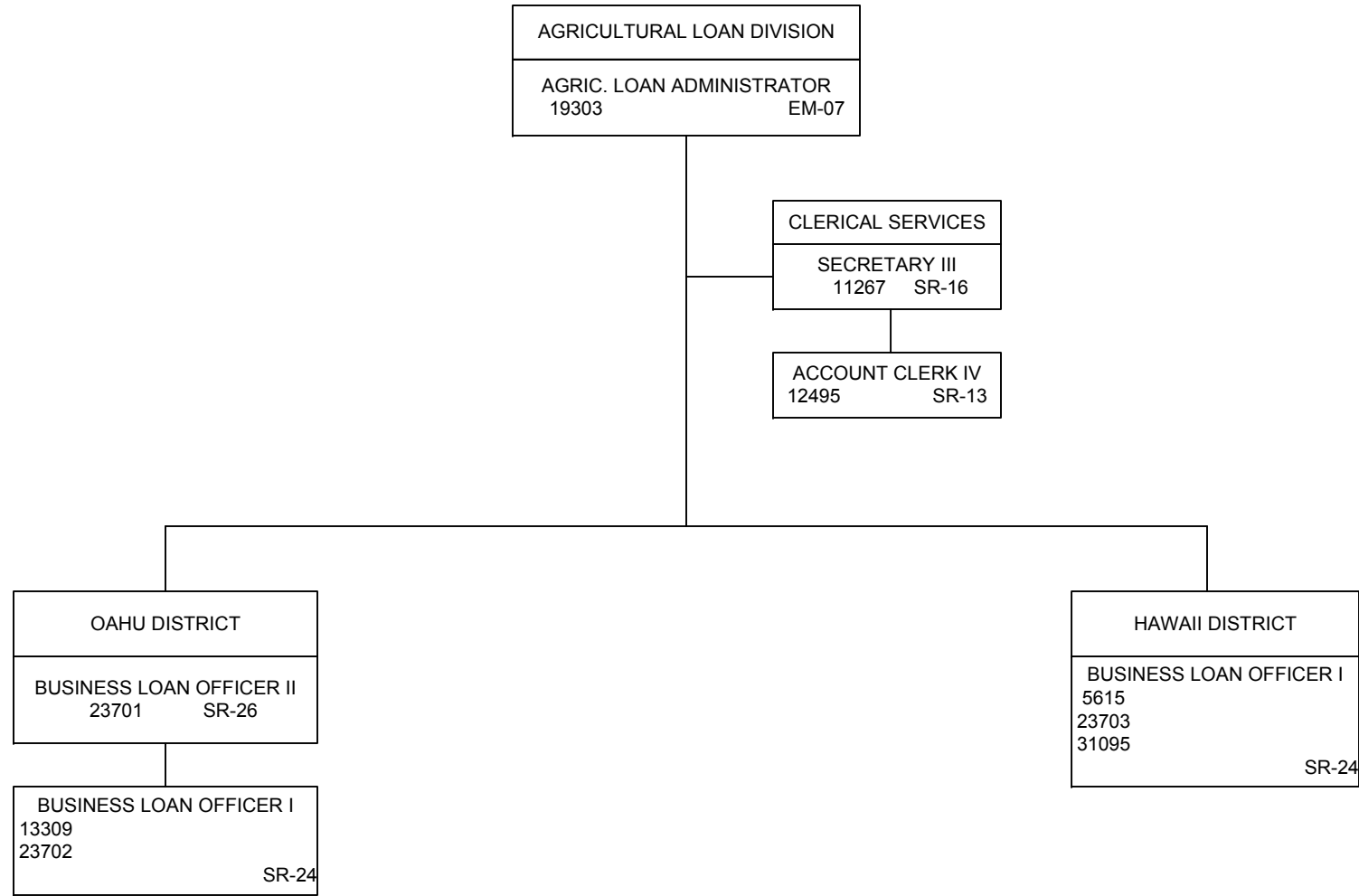


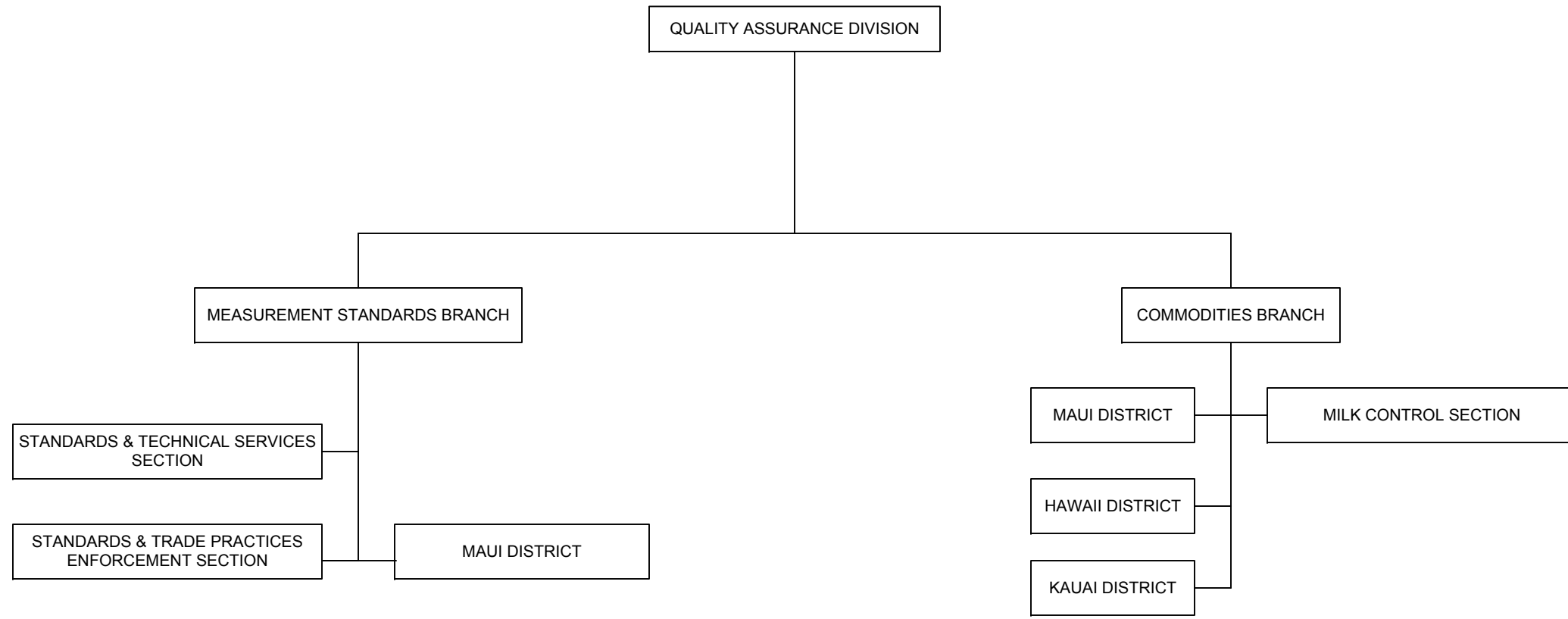
1/ Position downgraded to Quarantine Animal Caretaker I, BC-05.
 2/ Downgraded to Livestock Inspector I, SR-11

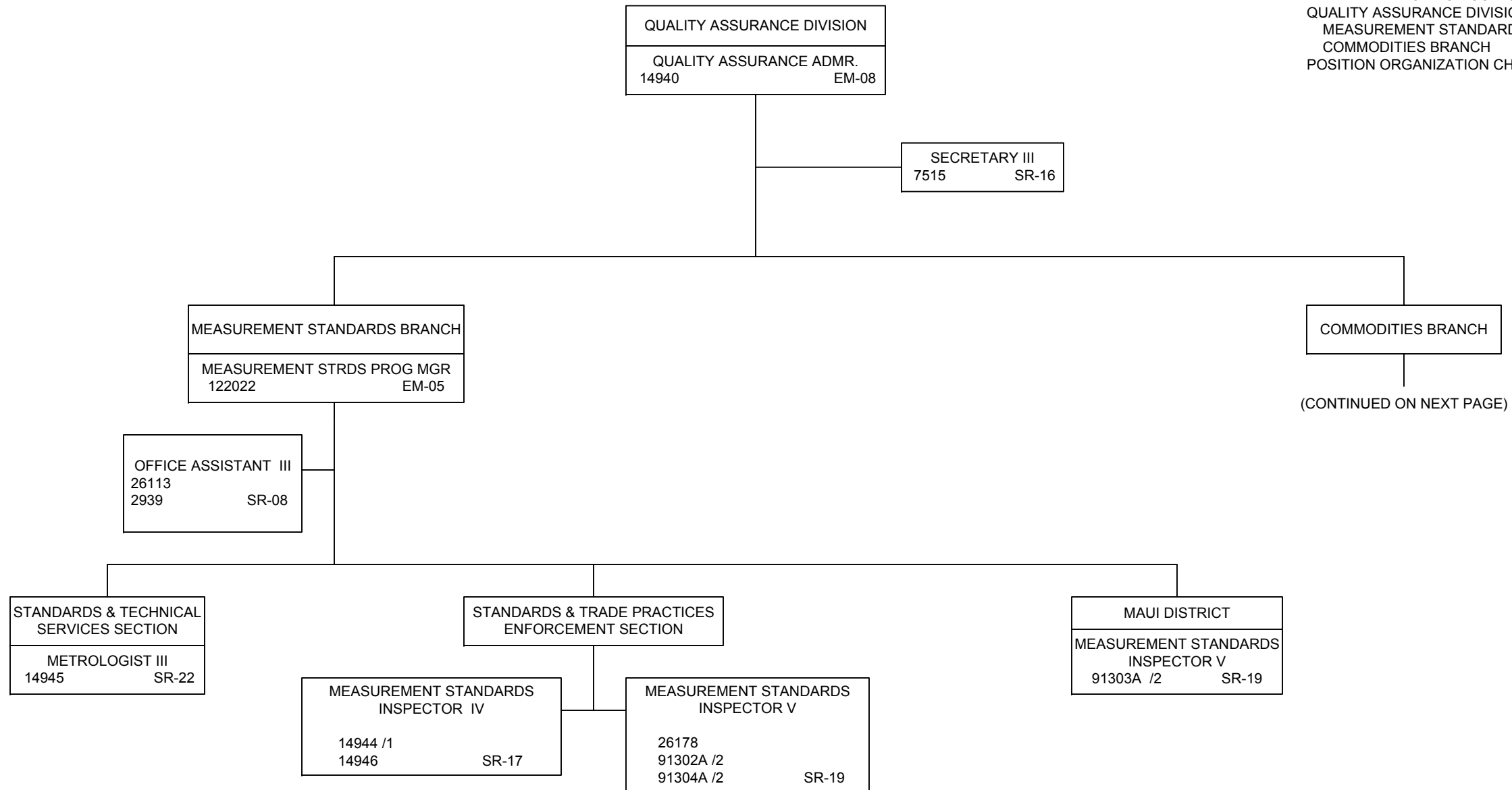


1/ Temporary position, NTE 6/30/19, 25% FTE



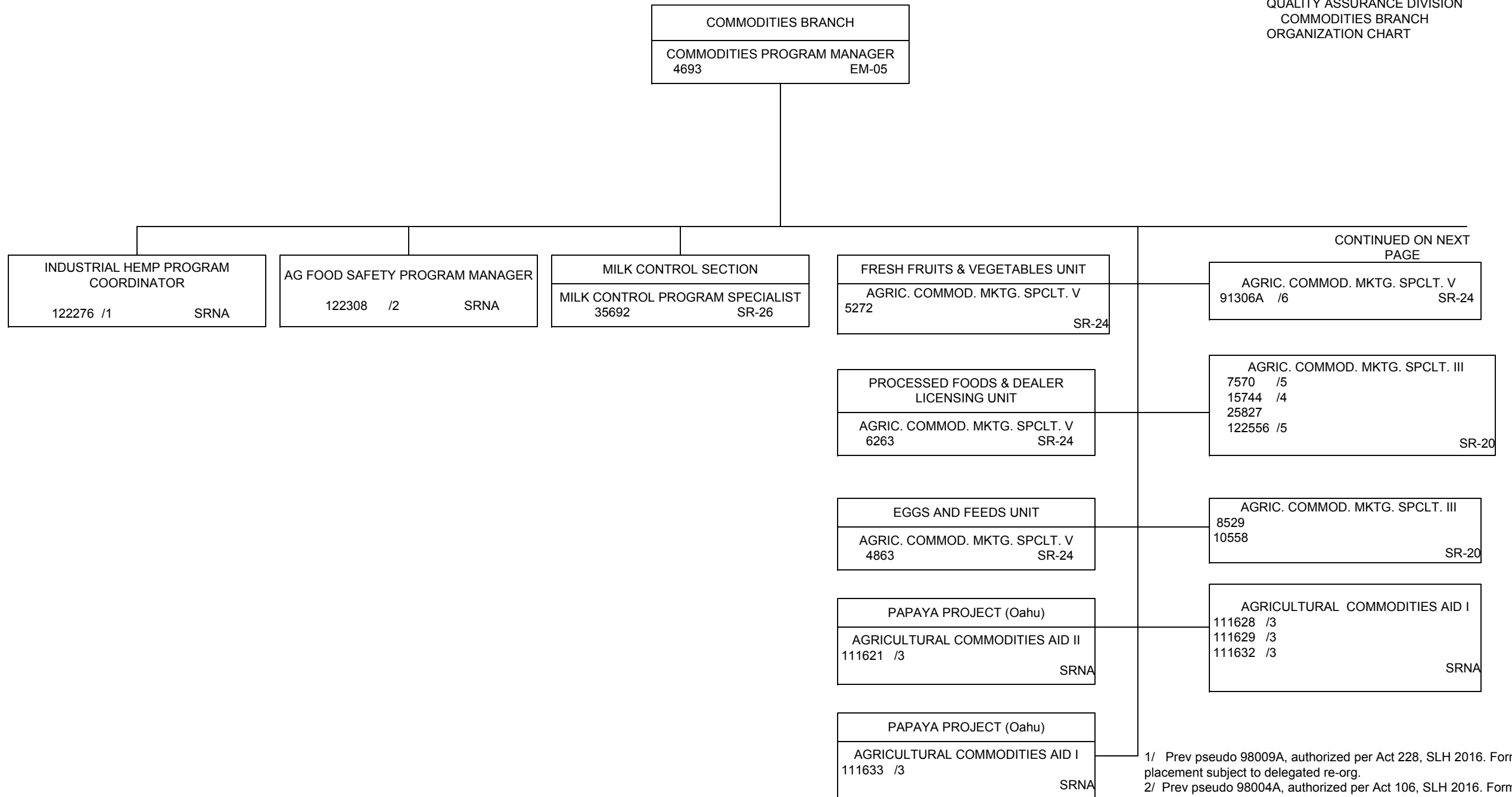






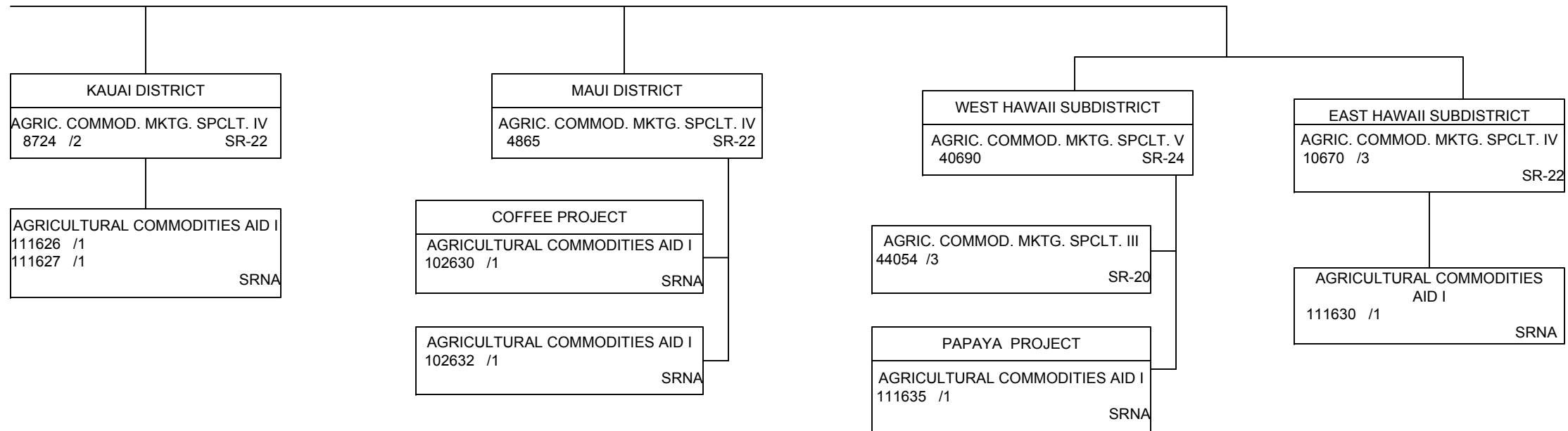
(CONTINUED ON NEXT PAGE)

1/ Downgraded to Measurement Standards Inspector I, SR-11
 2/ Position subject to classification & organizational review

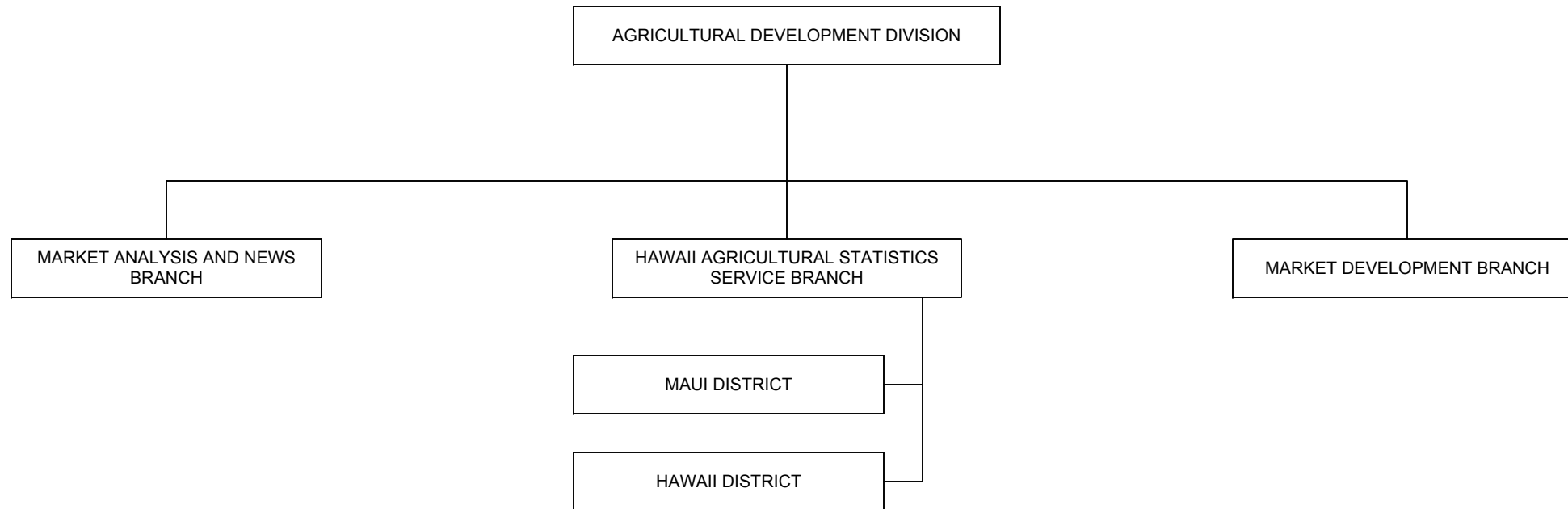


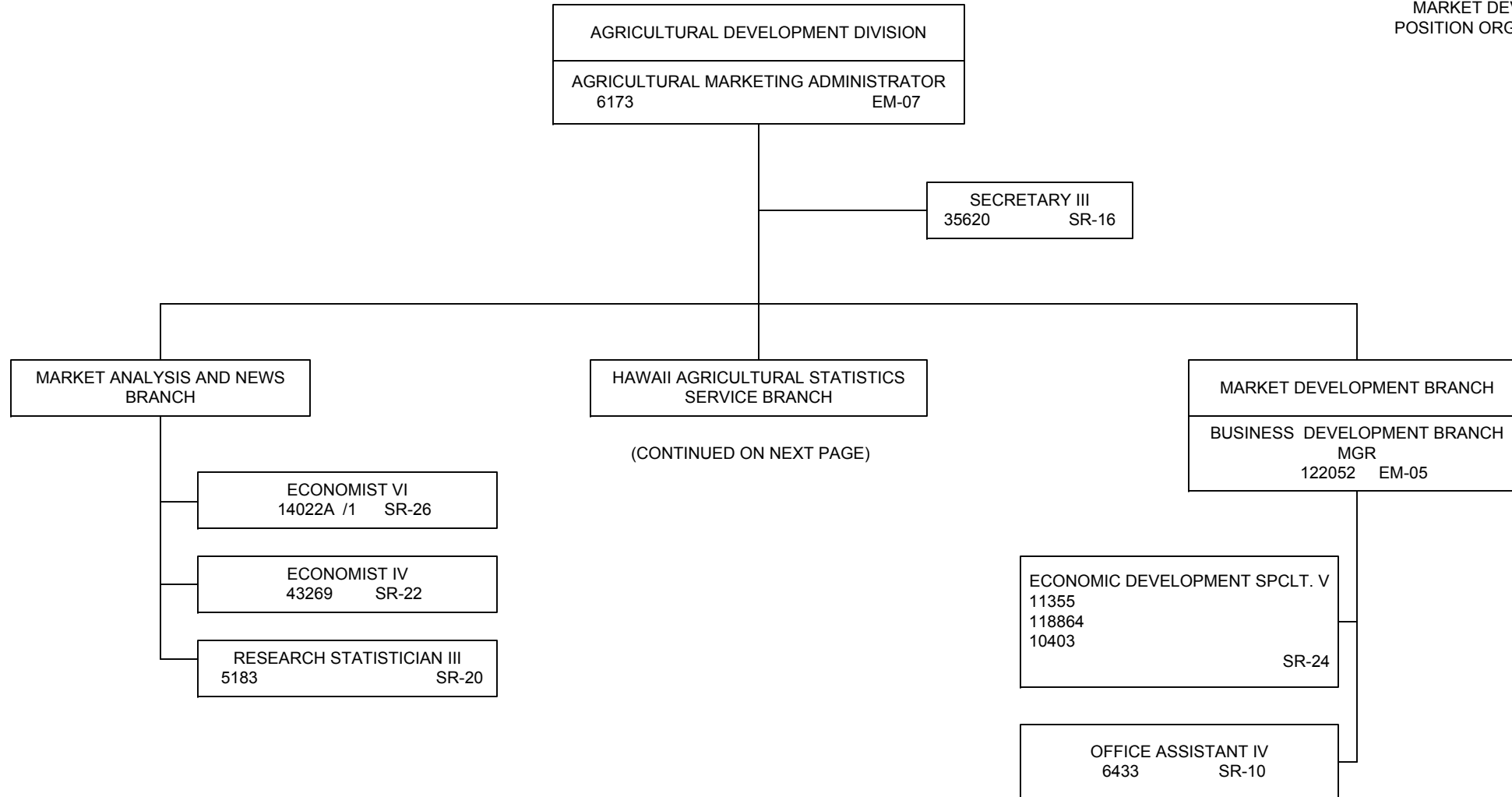
1/ Prev pseudo 98009A, authorized per Act 228, SLH 2016. Formal placement subject to delegated re-org.
 2/ Prev pseudo 98004A, authorized per Act 106, SLH 2016. Formal placement subject to delegated re-org.
 3/ Temporary position, NTE 6/30/19
 4/ Downgraded to ACMS II, SR-18
 5/ Downgraded to ACMS I, SR-16
 6/ Position subject to classification & organizational review

CONTINUED FROM PREVIOUS PAGE

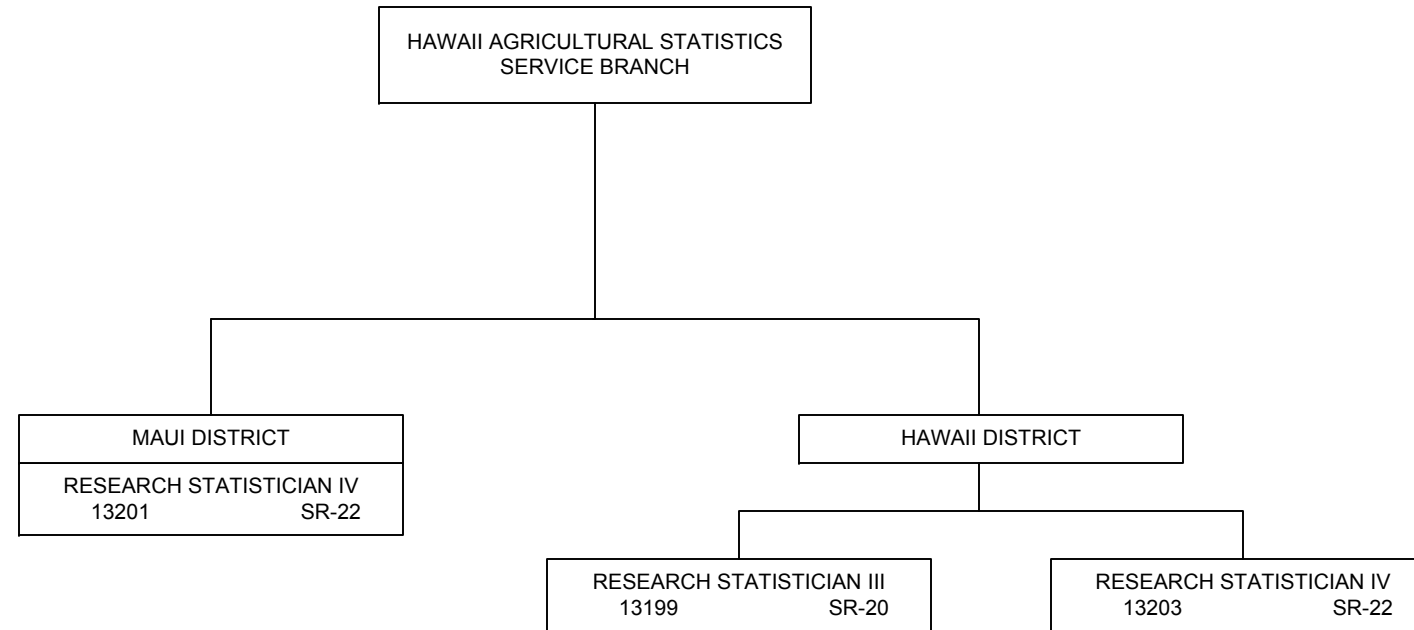


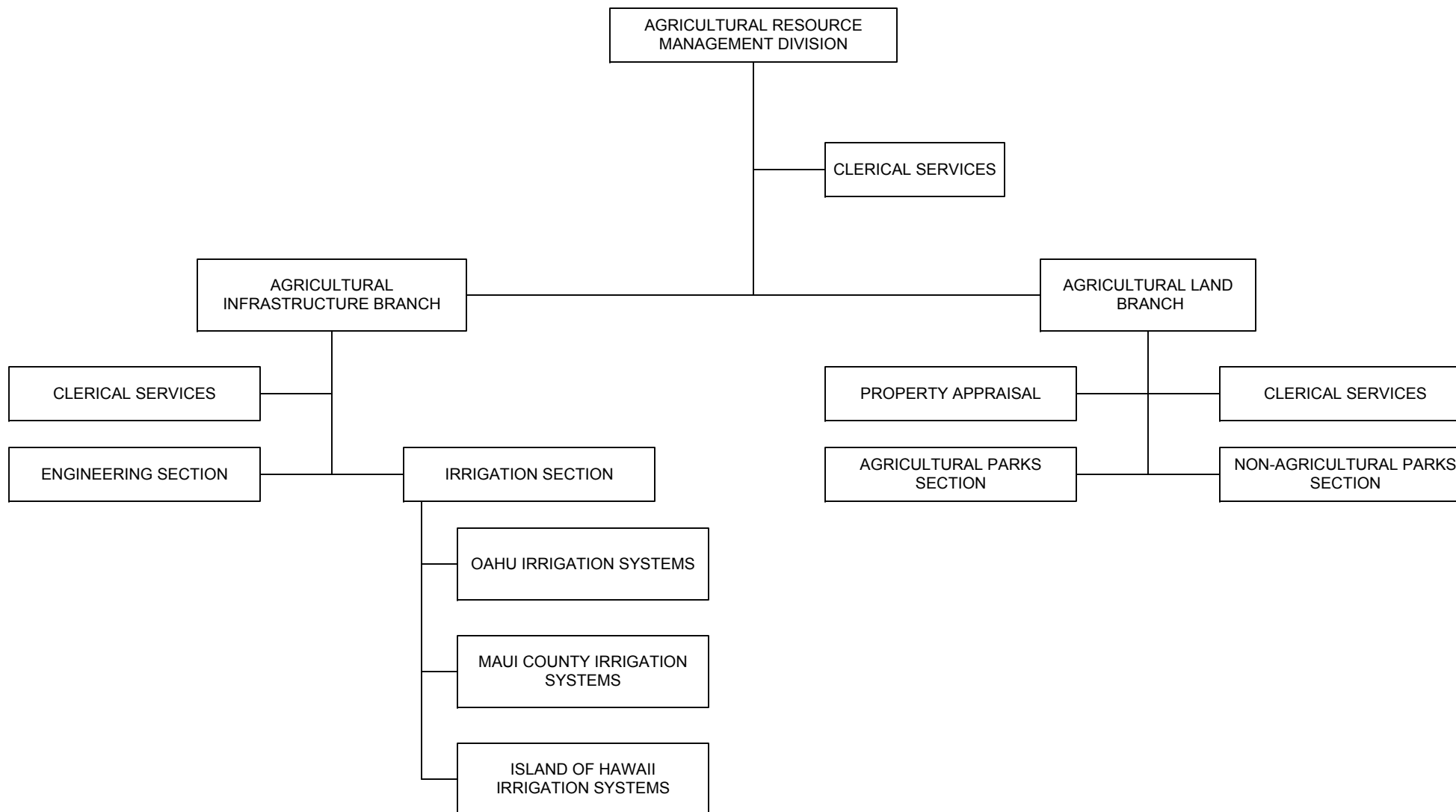
1/ Temporary position, NTE 6/30/19
 2/ Downgraded to ACMS III, SR-20
 3/ Downgraded to ACMS II, SR-18



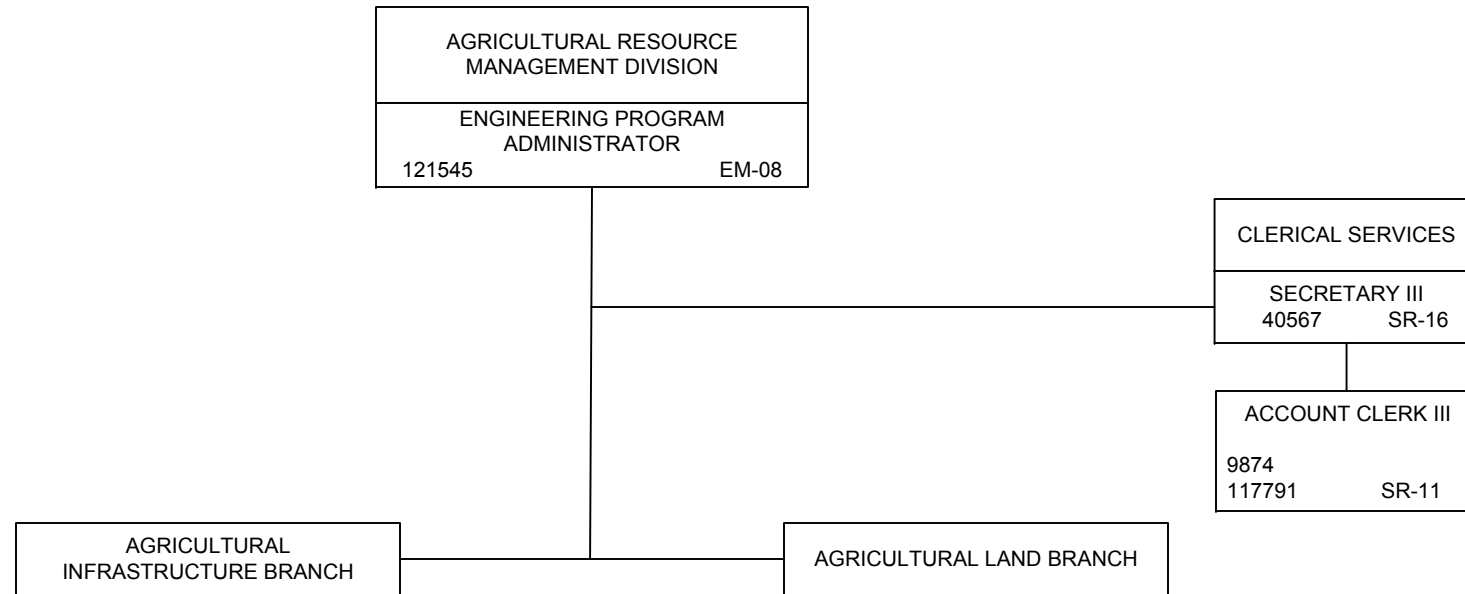


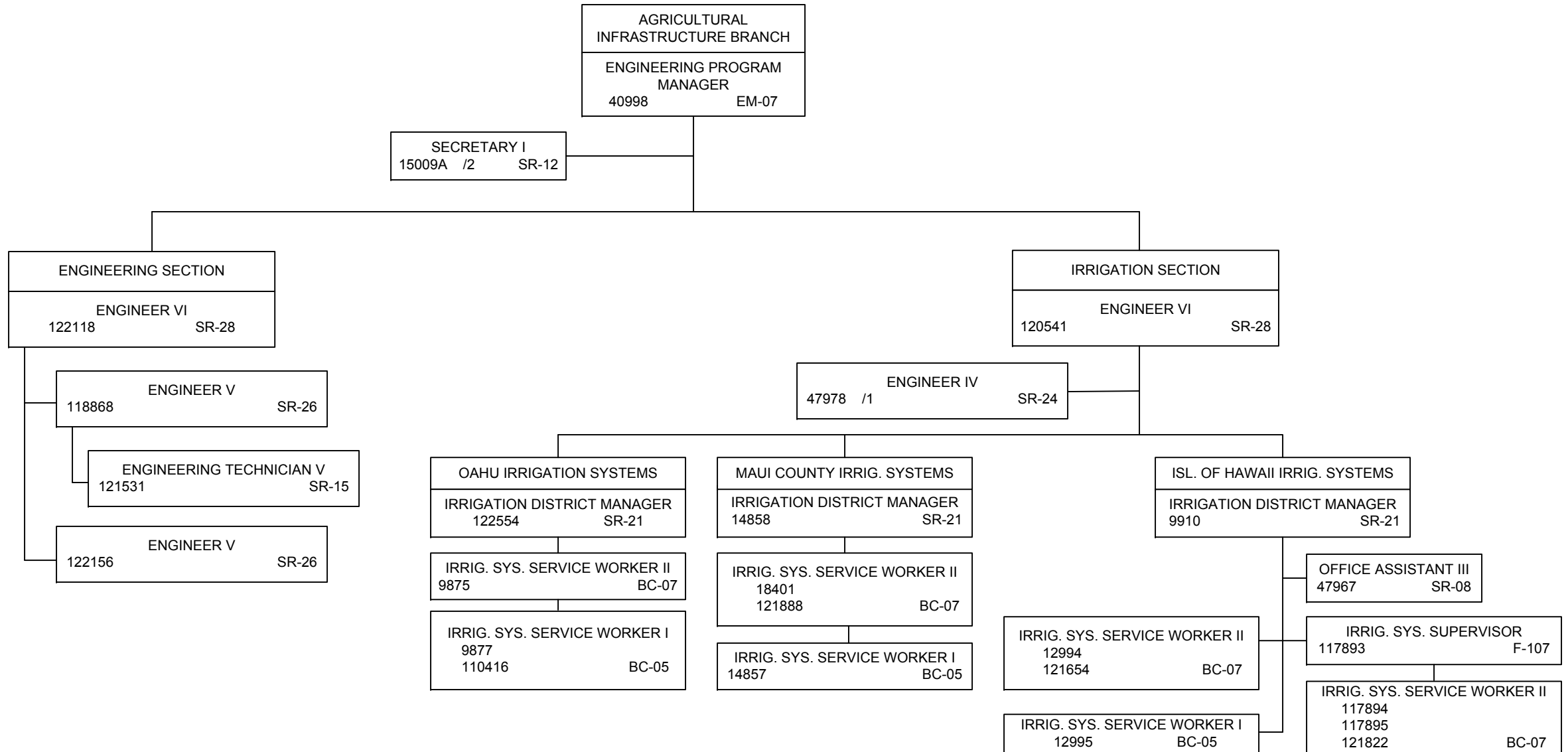
1/ Position placed & accepted in previous FY org charts submittals. Position subject to classification & organizational review. Placement to be formally acknowledged via a non-delegated reorganization.



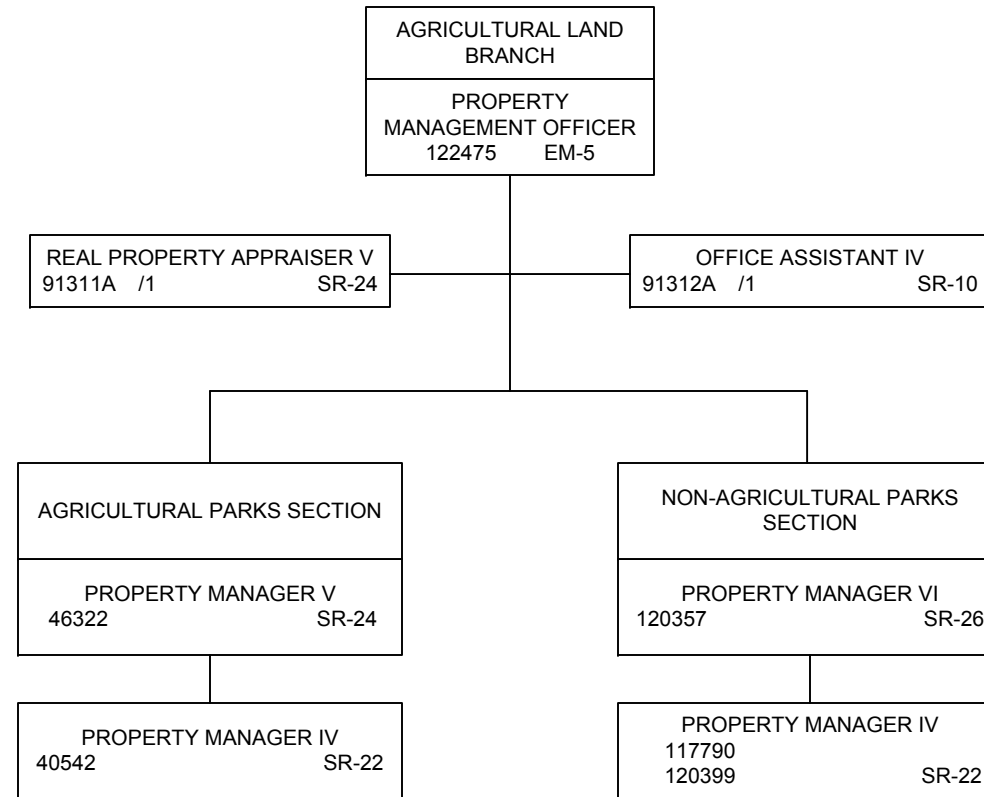


STATE OF HAWAII
 DEPARTMENT OF AGRICULTURE
 AGRIC. RESOURCE MGMT. DIVISION
 CLERICAL SERVICES
 AGRICULTURAL INFRASTRUCTURE
 BRANCH
 AGRICULTURAL LAND BRANCH
 POSITION ORGANIZATION CHART

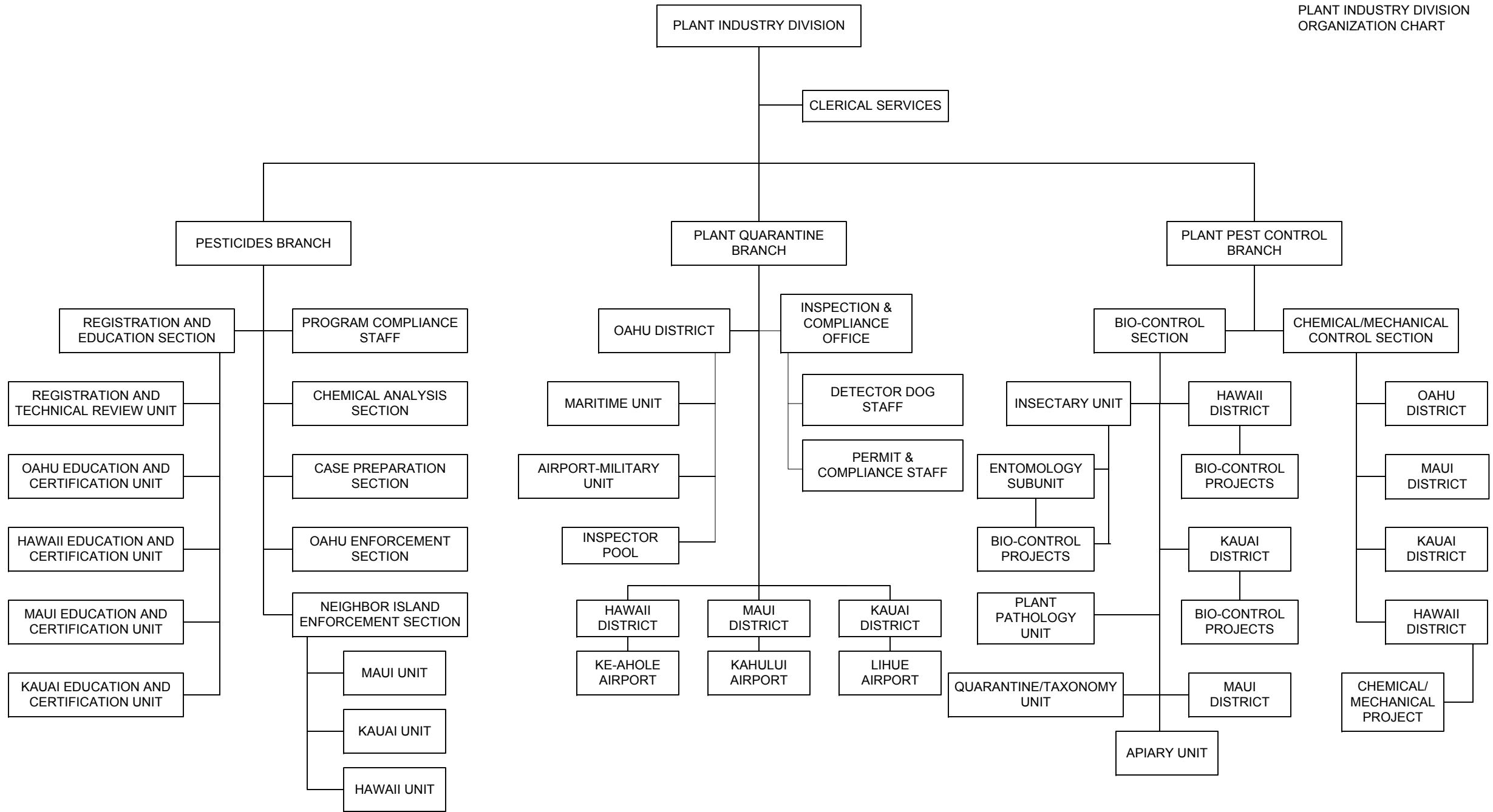


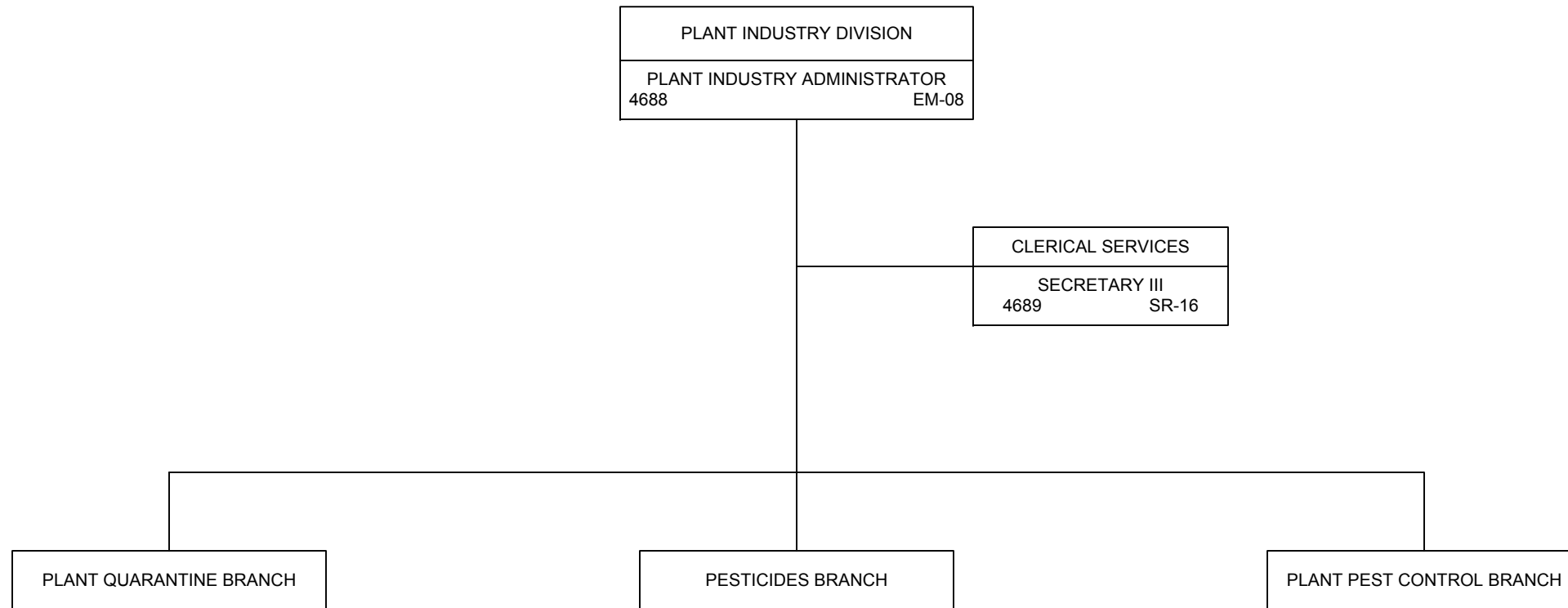


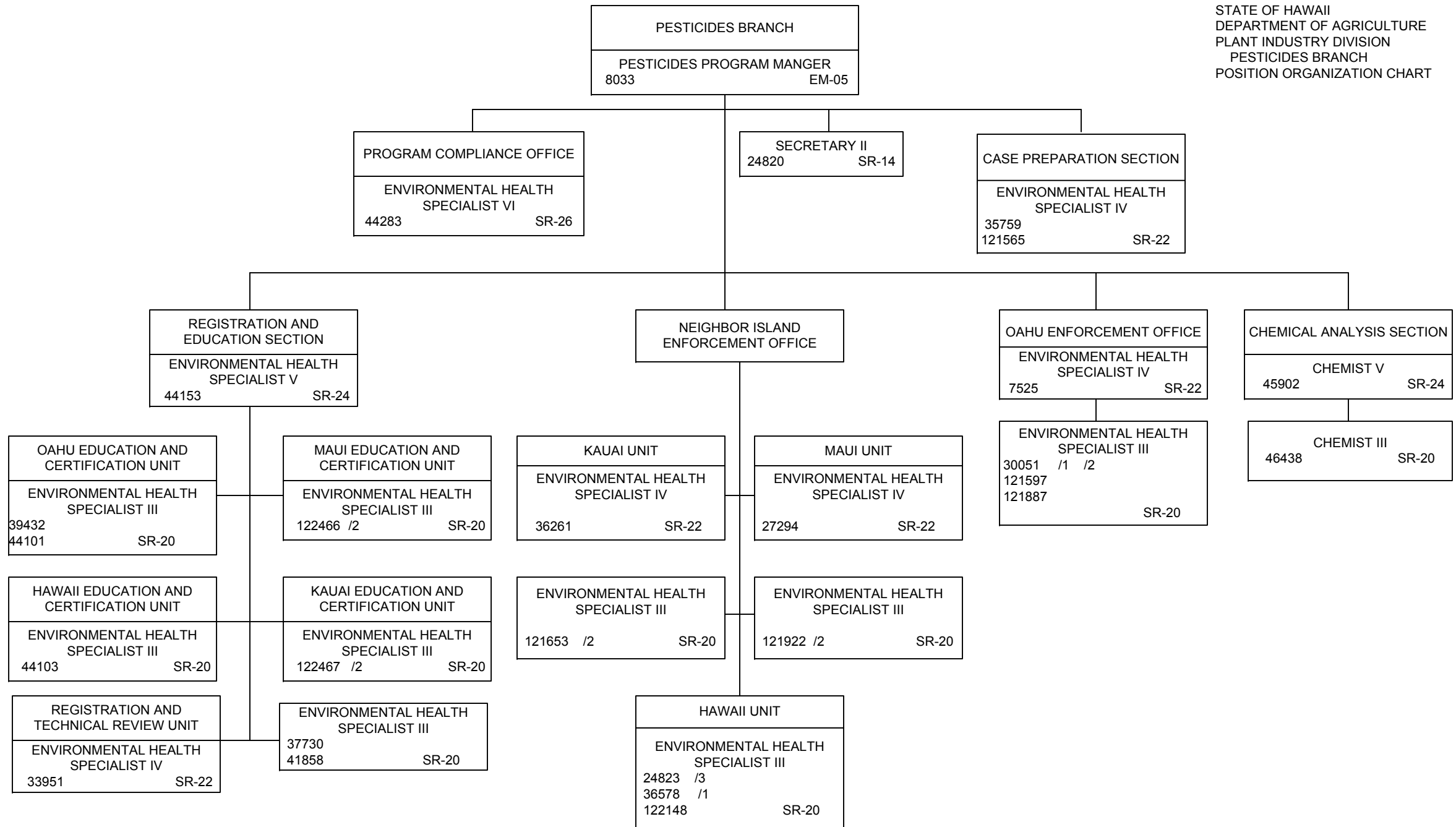
1/ Downgraded to Engineer I, SR-18
 2/ Position subject to classification and organizational review



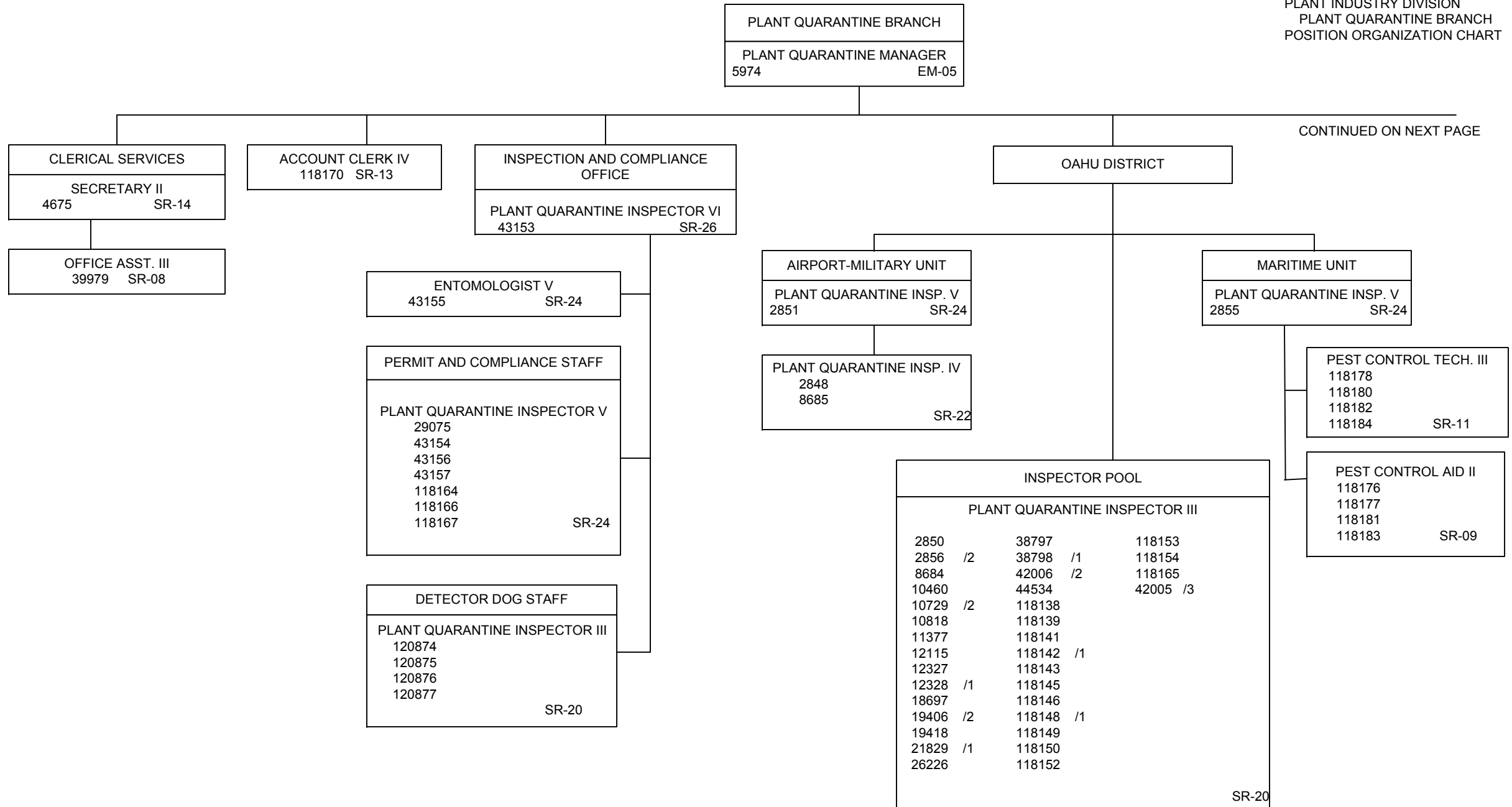
1/ Position subject to classification and organizational review







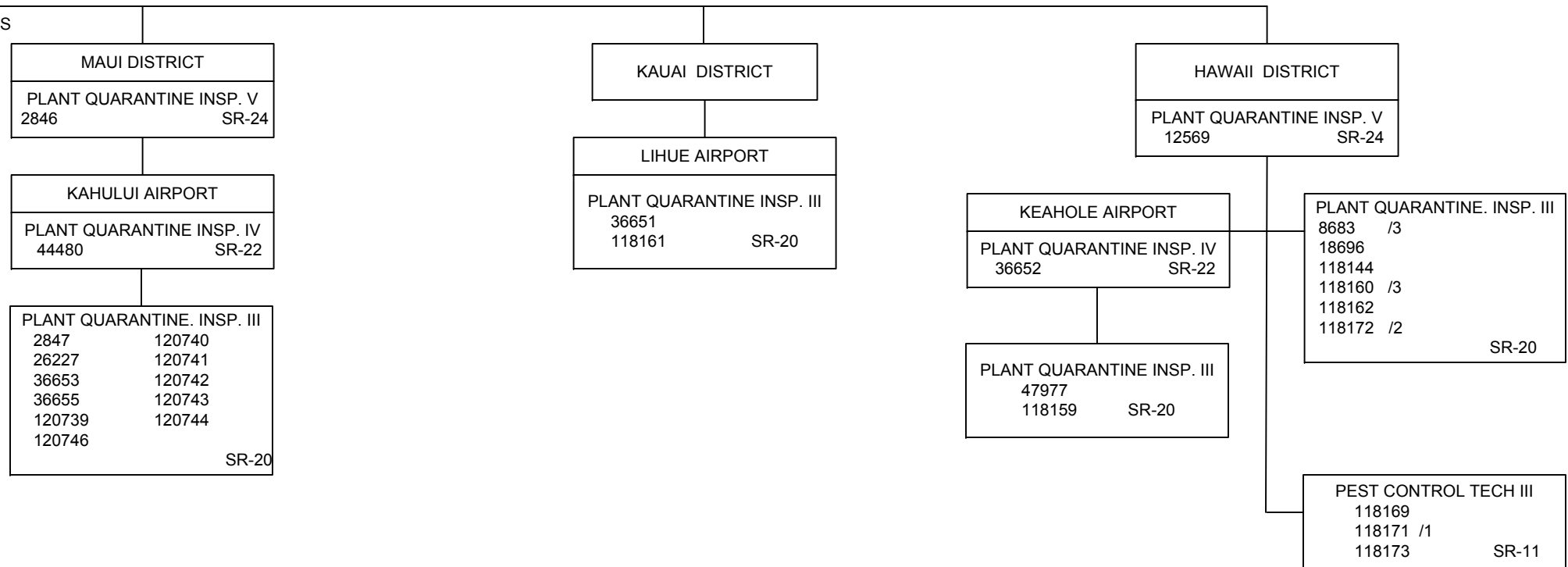
1/ Temporary position, NTE 6/30/19
 2/ Position downgraded to EHS II, SR-18
 3/ Position reclassified to Environmental Health Specialist III, SR 20.
 Position downgraded to EHS II, SR-18



CONTINUED ON NEXT PAGE

1/ Downgraded to PQI II, SR-18
 2/ Downgraded to PQI I, SR-16
 3/ Position transferred to HR Office effective 3/18/18. To be placed in org chart via delegated re-org.

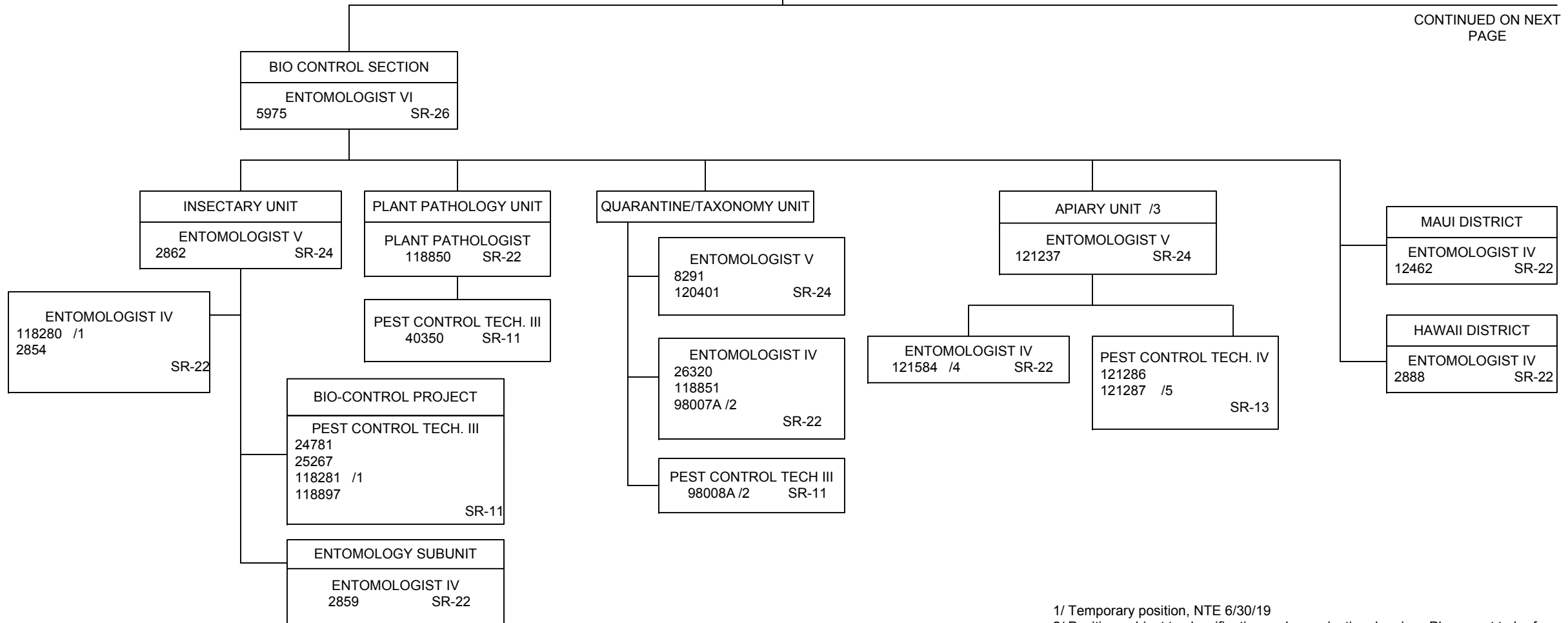
CONTINUED FROM PREVIOUS
 PAGE



1/ Reclassified from Pest Control Technician III to Plant Quarantine Inspector IV. Position subject to placement via delegated reorganization
 2/ Reclassified from Pest Control Technician III to Plant Quarantine Inspector III. Placement to be acknowledged via delegated reorganization. Downgraded to Plant Quarantine Inspector II, SR-18.
 3/ Downgraded to PQI I, SR-16

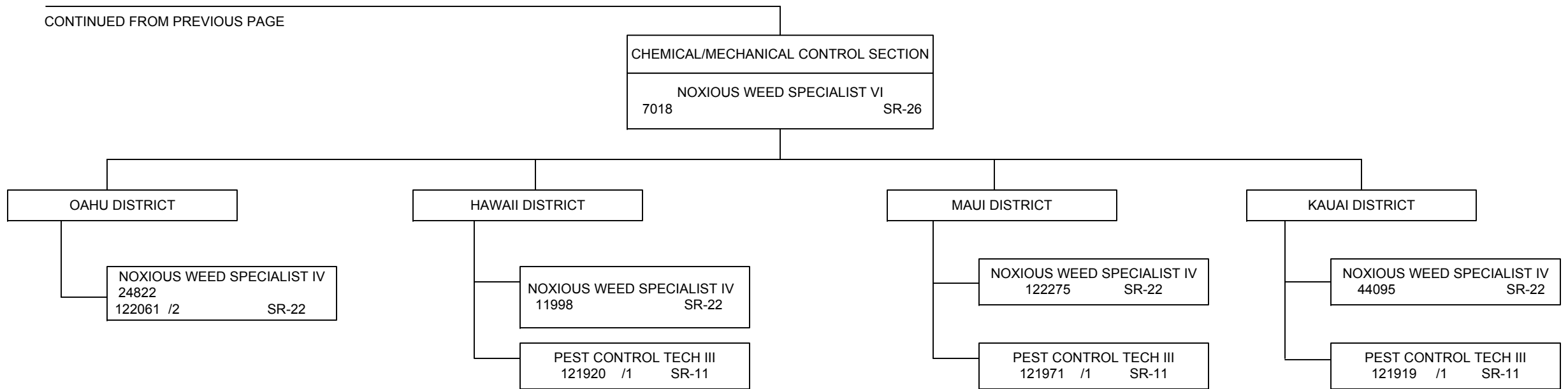
PLANT PEST CONTROL BRANCH	
AGRICULTURAL PEST CONTROL MANAGER	
2842	EM-05

CONTINUED ON NEXT
PAGE



1/ Temporary position, NTE 6/30/19
 2/ Position subject to classification and organizational review. Placement to be formally acknowledged via delegated reorganization.
 3/ Positions placed & accepted in previous FY org charts submittals. Placement to be formally acknowledged via forthcoming delegated reorganization.
 4/ Position downgraded to Entomologist III, SR-20
 5/ Position downgraded to Pest Control Technician III, SR-11

CONTINUED FROM PREVIOUS PAGE



1/ Positions placed & accepted in previous FY org charts submittals. Placement to be formally acknowledged via delegated reorganization.
 2/ Position reclassified to Office Assistant III, SR-08. Placement subject to non-delegated reorganization.