

**2019 Legislative Budget Briefing
January 2019**

A. MISSION STATEMENT	1
B. HOW CURRENT ECONOMIC AND FISCAL CONDITIONS ARE AFFECTING THE DEPARTMENT	1
C. FEDERAL FUNDS	3
D. NON-GENERAL FUNDS	4
E. APPROACH TO DEVELOP THE AGENCY BUDGET	4
F. SIGNIFICANT BUDGET REQUESTS	4-5

A. MISSION STATEMENT

Legal Services

To provide excellent legal services to the State of Hawaii by offering advice and counsel to its client agencies, assisting in implementing policy decisions, and aiding the core activities of its client agencies. Carrying out this mission includes (1) appearing for the State in civil and criminal cases when the State is a party; (2) investigating violations of state laws, enforcing the laws, and prosecuting those who violate the law; (3) preparing legal opinions for the Governor, Legislature, and the heads of state departments; (4) advising state officials on legal matters so they can faithfully execute their duties and responsibilities; and (5) defending and representing state officials and employees when they are sued for actions that have occurred as part of their official duties.

Hawaii Criminal Justice Data Center (HCJDC)

To provide complete, accurate, and timely criminal justice information for use by all criminal justice and certain authorized non-criminal justice agencies throughout the State and to provide a statewide system of civil and criminal identification based on fingerprints and demographics.

Child Support Enforcement Agency (CSEA)

To provide assistance in obtaining support (both financial and medical) for children through locating parents, establishing paternity, establishing support obligations and enforcing those obligations.

B. HOW CURRENT ECONOMIC AND FISCAL CONDITIONS ARE AFFECTING THE DEPARTMENT

Legal Services

Although economic conditions have improved since the 2008 recession, the state understandably has remained conservative in its approach to budgeting. Budget restrictions and budgeted vacancy savings have impacted the department and at times increased the time frame for getting work product to clients and the number of pending assignments. However, everyone has been doing their best, we meet major deadlines and we continue to recruit strong attorneys for the department. Our ability to retain and recruit good attorneys was aided significantly by the additional funding provided for deputy attorney general salaries recently by the legislature, which we appreciated. This is especially important as we expect the volume of work faced by the department to continue to increase, as it has for the past several years.

Hawaii Criminal Justice Data Center (HCJDC)

The HCJDC continues to support the State's mission critical criminal justice systems, which require 24x7 on-call services to law enforcement and criminal justice agencies. This is a high priority for the HCJDC and all such agencies that depend upon these criminal justice services to maintain public safety for the State of Hawaii.

These systems include Criminal Justice Information System (CJIS)-Hawaii, the statewide Automated Fingerprint Identification System (AFIS) and facial recognition system, the statewide system/database of booking information (otherwise known as the Green Box System), the Lights-Out Transaction Controller (LOTC) which ties together these systems in the real-time positive identification process, connectivity to the FBI's National Crime Information Center (NCIC), as well as the Hawaii Integrated Justice Information Sharing (HIJIS) program.

CJIS-Hawaii is the state's central repository for criminal history information and is an integral component of the State's criminal identification, background check, rap back, and HIJIS programs. With over 4,000 users accessing this system and relying on the programs it supports, the database and operating technical platform must be kept up-to-date and configured to maximize its performance. Throughout the years, monies from the program's operating budget were put toward its maintenance. CJIS-Hawaii hardware is past end of life and requires replacement of switches, servers; and HCJDC has begun the replacement of core hardware to ensure core services are provided on a 24/7 uninterrupted basis. New sources of funding will be needed to ensure the timely update and replacement of core hardware.

The HIJIS program got its initial start through federal grant funding and brings together state and county agencies to foster collaboration across jurisdictions and provides

critical information in a more efficient means that improves public safety. Federal funds, while available for projects and new initiatives, are no longer readily available to sustain programs. Funding to continue the development and support of the HIJIS program is needed to ensure the continuity of the program and services it provides; and the core infrastructure needs to be supported locally.

After 11 years, the statewide AFIS was upgraded in 2017. The State has entered into a 5-year lease purchase, and on-going lease payments are partially budgeted with federal funds supplementing the total amount. Budgeted maintenance payments will need to be reviewed to ensure they are sufficient to cover overall maintenance costs; would need additional funding to reinstate 24x7 maintenance.

HCJDC works to complete the Rap Back program within the first half of 2019. The Rap Back program will allow authorized agencies to be notified of activity, such as arrests, on individuals, both locally and nationally. This eliminates the need for one agency to issue repeated background checks for a person in the database. With Rap Back, authorized agencies can receive on-going status notifications of any criminal history reported to CJIS-Hawaii or the FBI once the initial background check has been completed. By using fingerprints to identify people who have been arrested and prosecuted, Rap Back provides a nationwide notice to authorities regarding subsequent actions.

On July 5, 2018, Governor David Y. Ige signed the Address Confidentiality Program, Act 115(18), S.B. No., 2346, S.D. 2, H.D. 1, C.D 1, into law. The program was established to protect the confidentiality of the actual address of a victim of domestic abuse, a sex offense, or stalking and to prevent the victim's assailants or potential assailants from finding the victim through public records. The Address Confidentiality Program was assigned to HCJDC to establish, implement and operate. Act 115 provided zero funding to establish the program. Without funding to hire staff and procure equipment and supplies, the program cannot be established.

Child Support Enforcement Agency (CSEA)

CSEA receives 66% of its funding from the federal government. For every \$1 that the agency receives from the state general fund, \$2 is received from the federal government. Any budget restriction to CSEA's general fund appropriation reduces the agency's available funds by three times the amount. This impacts CSEA's ability to fill vacancies and maintain its quality of customer services

In addition, CSEA, in partnership with the Federal Office of Child Support Enforcement, is committed to improve its operations according to federal performance effectiveness measures. The categories to show performance effectiveness are 1) percentage of children born out of wedlock where paternity is established, 2) percentage of cases with a child support order, 3) level of performance in collecting current support, 4) level of performance in collecting arrearage, and 5) cost-effectiveness of the program. The

Agency is awarded with federal incentive money every federal fiscal year based on its performance in these categories after an annual data reliability audit. The incentive funds are used to supplement, but not to supplant, the agency's general and federal funding sources for operational purposes. Over the years, it has become increasingly difficult to raise the incentive awards due to the steady rise in the number of cases with no increase in general fund appropriation and staff resources. In fiscal year 2018, CSEA's overall caseload was approximately 131,000 cases and support payments collected reached \$126 million.

C. FEDERAL FUNDS

Legal Divisions

The federal Department of Human Services (DHS) reimburses our department for legal services provided for Title IV-E (foster care), BEESD, Med Quest and Temporary Assistance for Needy Families (TANF) programs. Effective November 2018, DHS changed the calculation for the hourly rate at which we bill them for legal services.

The old calculation for hourly rate was based on all attorneys in the department. The new calculation for hourly rate is based only on attorneys that are doing the work for which we are billing. This is approximately 40 attorneys – and the result of the change in calculation drops our billing rate from \$147.36 per hour, down to \$109.48 per hour. This is a 25% drop in the hourly billing rate.

Since the department billed almost \$2.4 million previously, we expect our reimbursements to drop by 25%, or \$600,000. This drop will need to be covered and one of our budget requests is to replace this drop in federal reimbursements of \$600,000 with general funds.

Crime Prevention and Justice Assistance Division

No impact at this time.

Hawaii Criminal Justice Data Center (HCJDC)

No impact at this time.

Child Support Enforcement Agency (CSEA)

Federal Funds continue to be available at match rate of 66% federal to 34% state funds. This is a 2:1 match rate, one of the best offered to fund entitlement programs. In general, federal funds are available to match all state funds appropriated without limit. The agency is under strict federal regulations that require all personnel and other expenditures be completely related to child support activities. If this requirement is not met the federal government will not provide the matching funds.

D. NON-GENERAL FUNDS

<https://ag.hawaii.gov/wp-content/uploads/2018/12/Report-on-Non-General-Fund-Information-for-Submittal-to-2019-Legislature.pdf>

E. APPROACH TO DEVELOP AGENCY BUDGET

All division supervisors were asked to submit budget requests to the Administrative Services Manager (ASM), which were reviewed for merit and prioritized. Calculations of costs (Form A) were developed by the ASM and reviewed with the Attorney General and First Deputy Attorney General. Requests were then reprioritized and submitted to Budget and Finance.

F. BUDGET REQUEST

Significant budget requests are;

Legal Divisions

1. Add \$2.5 million to provide funding for State Security Operations.

The State must be prepared to provide State Law enforcements Officers (ATG, DLNR and PSD) for purposes of security and to ensure public safety during incidents involving civil disobedience or disruption.

2. Provide \$370,000 in general funds (non-recurring) IT needs.

To replace computers and printers that are now antiquated. This is the back half of the project as \$275,000 was provided for this purpose in the current fiscal year. In addition, for conversion to the State Active Directory which will allow us to utilized the Government Private Cloud. Plus funds to upgraded ProLaw to the latest edition as our version will no longer be supported.

3. Add funds for implementation of Act 113 SLH 2018 regarding the Hawaii Sexual Assault Response and Training (HSART) Program.

This request provides one FTE and permanent funding for the HSART program which was established by Act 113, which only provided funding for fiscal 2019.

4. Provide two FTE and funds to implement Act 187 SLH 2018 regarding the DLIR collections program for violation of labor laws.

After meeting with DLIR staff we have agreed there are sufficient collections accounts to warrant the funding of these positions. Although the bill contemplates collections for Wage Standards and Occupational Safety and Health, we have identified numerous other programs that need collections assistance, such as,

Disability Compensation, Unemployment Insurance and Boiler and elevators.

5. Add one Deputy Attorney General to address growing caseload for the Public Safety Department.

The caseload includes litigation/claims, advice and counsel, document review including habeas corpus petitions and Rule 40 petitions, procurement and contracting and a variety of law enforcement issues.

6. Add an Office Assistant to the Kauai Family Law office.

This is a two person (1 deputy and 1 Legal Clerk) which has seen a 30% increase in caseload over the last two years. The Legal Clerk is often overwhelmed with the workload and the office needs be closed due to the Deputy and Legal Clerks needing to be at court or filing documents.

7. Convert 4.0 FTE from interdepartmental (U) funding to general funds due to the federal DHS reducing our billing rate to the feds.

The federal Department of Human Services required a change in the methodology in calculating the federal billing rate. This change reduced our billing rate by 25% therefore reducing their reimbursements by \$600,000.

Department of the Attorney General
Functions

Table 1

<u>Division</u>	<u>Description of Function</u>	<u>Activities</u>	<u>Prog ID(s)</u>	<u>Statutory Reference</u>
Legal Services				
	Represents the State in civil litigation in which the State is a party.	Number of cases completed and the outcomes.	ATG100	HRS§28-1
	Provides legal services to State agencies and employees; drafts and approves as to form the legality of various documents.	Number of legal opinions and advice issued and number of contracts and legislative bills reviewed.	ATG100	HRS§28-1, §28-3, & §28-4
	Prosecutes criminal offenses, such as Medicaid fraud, elder abuse, welfare fraud, tax fraud, unemployment fraud, organized crimes, and other crime against the public order; initiates, develops, and performs or coordinates programs and activities on the subject of crime	Number of cases and investigations completed and the amount of judgments collected for the State.	ATG100	§28-91
	Conducts civil, criminal, and administrative investigations.	Number of investigations completed.	ATG100	HRS§28-11, §28-2.5
	Notary	Issue notary public commissions and administer the notary program for all Hawaii notaries.	ATG100	HRS §456-1 et. seq.
	Office of Dispute Resolution	Conduct impartial hearings concerning children with disabilities relating to the identification, evaluation, program or placement of the child.	ATG100	HRS §302A-443
	Recovers money owed to the State.	Amount of money recovered.	ATG100	HRS§40-82, §128D-.5, §480-14 & §231-9
	Regulation of Charitable Solicitation and Charitable Oversight	Oversight of the charitable solicitation activities of over 4,000 registered charitable organizations, 1,500 charitable organizations that have been granted an exemption from registration, and 225 registered professional solicitors and fundraising counsel; provide ongoing technical support for users of the online systems which are the charitable solicitation registration system, online exemption from registration application, online fundraiser system, and public Hawaii Charity Registration database; work with developers that provide ongoing maintenance the online system; collection of approximately \$950,000 in annual fees by registered charitable organizations, and registered professional solicitors and fundraising counsel, respond to and investigate complaints regarding non-profit charities and solicitation fraud; review dissolutions of public benefit corporations; provide oversight of charitable trusts and private foundations.	ATG 100	HRS ch. 467B & HRS ch. 414D.
	Office of Child Support Hearings	Conduct contested cases to establish, modify and/or terminate child support; determine past due child support, debt/reimbursement for TANF; establish and/or modify medical support	ATG500	HRS §576E

Department of the Attorney General
Functions

Table 1

<u>Division</u>	<u>Description of Function</u>	<u>Activities</u>	<u>Prog ID(s)</u>	<u>Statutory Reference</u>
Hawaii Criminal Justice Data Center				
	Responsible for the statewide criminal justice information system (CJIS-Hawaii), the statewide Automated Fingerprint Identification System (AFIS), Sex Offender Registration, National Crime Information Center (NCIC), and Expungement.	Average number of days to enter disposition data and complete expungement; percentage of completed dispositions; State ID applicants served; crime scene hits; registered and compliant sex offenders; average number of days to complete criminal history record checks and submission of fingerprint records to the FBI.	ATG231	HRS§846, HRS 846E, HRS Section 831-3.2
Child Support Enforcement Agency				
	Administers the Child Support Enforcement Program, which involves initiating legal or administrative actions required to secure financial support for children.	Number of cases establishing paternity and support orders established, plus percentage of current support collections and delinquent support collected.	ATG500	HRS§576D

Department of the Attorney General
Department-Wide Totals

Table 2

Fiscal Year 2019				
Act 53/18 Appropriation	Restriction	Emergency Appropriations	Total FY18	MOF
\$ 34,251,614	\$ (1,487,580)	\$ -	\$ 32,764,034	A
\$ 3,859,396	\$ -	\$ -	\$ 3,859,396	B
\$ 11,628,390	\$ -	\$ -	\$ 11,628,390	N
\$ 21,383,873	\$ -	\$ -	\$ 21,383,873	P
\$ 6,174,732	\$ -	\$ -	\$ 6,174,732	T
\$ 17,122,482	\$ -	\$ -	\$ 17,122,482	U
\$ 6,708,269	\$ -	\$ -	\$ 6,708,269	W
			\$ -	
\$ 101,128,756	\$ (1,487,580)	\$ -	\$ 99,641,176	Total
Fiscal Year 2020				
Act 53/18 Appropriation	Reductions	Additions	Total FY20	MOF
\$ 34,251,614	\$ (425,000)	\$ 4,529,844	\$ 38,356,458	A
\$ 3,859,396		\$ 133,821	\$ 3,993,217	B
\$ 11,628,390			\$ 11,628,390	N
\$ 21,383,873			\$ 21,383,873	P
\$ 6,174,732			\$ 6,174,732	T
\$ 17,122,482	\$ (300,200)	\$ 603,903	\$ 17,426,185	U
\$ 6,708,269		\$ 121,699	\$ 6,829,968	W
			\$ -	
\$ 101,128,756	\$ (725,200)	\$ 5,389,267	\$ 105,792,823	Total
Fiscal Year 2021				
Act 53/18 Appropriation	Reductions	Additions	Total FY21	MOF
\$ 34,251,614	\$ (425,000)	\$ 4,217,444	\$ 38,044,058	A
\$ 3,859,396		\$ 133,821	\$ 3,993,217	B
\$ 11,628,390			\$ 11,628,390	N
\$ 21,383,873			\$ 21,383,873	P

Department of the Attorney General
Program ID Totals

Table 3

Prog ID	Program Title	MOF	As budgeted in Act 53/18 (FY19)			Governor's Submittal (FY20)				Governor's Submittal (FY21)			
			Pos (P)	Pos (T)	\$\$\$	Pos (P)	Pos (T)	\$\$\$	Percent Change of \$\$\$\$	Pos (P)	Pos (T)	\$\$\$	Percent Change of \$\$\$\$
ATG100	Legal Services	A	252.92	23.02	\$ 27,648,606	259.92	23.02	\$ 31,490,873	13.9%	258.92	23.02	\$ 31,178,473	12.8%
		B	24.60		\$ 3,859,396	24.60		\$ 3,993,217	3.5%	24.60		\$ 3,993,217	3.5%
		N	5.20	7.70	\$ 11,628,390	5.20	7.70	\$ 11,628,390	0.0%	5.20	7.70	\$ 11,628,390	0.0%
		P	18.60	2.50	\$ 4,091,332	18.60	2.50	\$ 4,091,332	0.0%	18.60	2.50	\$ 4,091,332	0.0%
		T			\$ 3,943,508	-	-	\$ 3,943,508	0.0%			\$ 3,943,508	0.0%
		U	110.56	28.50	\$ 17,122,482	107.11	28.50	\$ 17,426,185	1.8%	108.56	28.50	\$ 17,479,785	2.1%
		W	4.90	1.00	\$ 3,261,465	4.90	1.00	\$ 3,317,725	1.7%	4.90	1.00	\$ 3,317,725	1.7%
ATG231	Hawaii	A	25.50		\$ 2,299,742	26.50		\$ 2,382,060	3.6%	25.50		\$ 2,382,060	3.6%
	Criminal	P		4.00	\$ 1,412,300		4.00	\$ 1,412,300	0.0%		4.00	\$ 1,412,300	0.0%
		W	23.50		\$ 3,446,804	23.50		\$ 3,512,243	1.9%	23.50		\$ 3,512,243	1.9%
ATG500	Hawaii Child Support	A	70.72	0.34	\$ 4,303,266	70.72	0.34	\$ 4,483,525	4.2%	70.72	0.34	\$ 4,483,525	4.2%
		P	137.28	0.66	\$ 15,880,241	137.28	0.66	\$ 15,880,241	0.0%	137.28	0.66	\$ 15,880,241	0.0%
		T	-	-	\$ 2,231,224			\$ 2,231,224	0.0%			\$ 2,231,224	0.0%
ATG TOTALS			673.78	67.72	\$ 101,128,756	678.33	67.72	\$ 105,792,823	4.6%	677.78	67.72	\$ 105,534,023	4.4%
ATG TOTALS BY MOF													
		A	349.14	23.36	\$ 34,251,614	357.14	23.36	\$ 38,356,458	12.0%	355.14	23.36	\$ 38,044,058	11.1%
		B	24.60	-	\$ 3,859,396	24.60	-	\$ 3,993,217	3.5%	24.60	-	\$ 3,993,217	3.5%
		N	5.20	7.70	\$ 11,628,390	5.20	7.70	\$ 11,628,390	0.0%	5.20	7.70	\$ 11,628,390	0.0%
		P	155.88	7.16	\$ 21,383,873	155.88	7.16	\$ 21,383,873	0.0%	155.88	7.16	\$ 21,383,873	0.0%
		T	-	-	\$ 6,174,732	-	-	\$ 6,174,732	0.0%	-	-	\$ 6,174,732	0.0%
		U	110.56	28.50	\$ 17,122,482	107.11	28.50	\$ 17,426,185	1.8%	108.56	28.50	\$ 17,479,785	2.1%
		W	28.40	1.00	\$ 6,708,269	28.40	1.00	\$ 6,829,968	1.8%	28.40	1.00	\$ 6,829,968	1.8%
ATG TOTALS			673.78	67.72	\$ 101,128,756	678.33	67.72	\$ 105,792,823	4.6%	677.78	67.72	\$ 105,534,023	4.4%

Department of the Attorney General
Budget Decisions

Table 4

Prog ID	Sub-Org	Description of Request	MOF	Initial Department Requests						Budget and Finance Recommendations						Governor's Decision					
				FY20			FY21			FY20			FY21			FY20			FY21		
				Pos (P)	Pos (T)	\$\$\$	Pos (P)	Pos (T)	\$\$\$	Pos (P)	Pos (T)	\$\$\$	Pos (P)	Pos (T)	\$\$\$	Pos (P)	Pos (T)	\$\$\$	Pos (P)	Pos (T)	\$\$\$
ATG100	AA	Special Events Security	A			3,000,000						2,500,000			2,500,000			2,500,000			2,500,000
ATG100	AA	IT needs for Legal Services (ATG100).	A			370,000						370,000			370,000			370,000			
ATG100	AC	Implement Act 113, SLH 2018 - Hawaii Sexual Assault Response and Training (HSART) Program	A	1.00		130,614	1.00		130,614	1.00		130,614	1.00		130,614	1.00		130,614	1.00		130,614
ATG100	CU	Implement Act 187 SLH 2018 - DLIR Collections program for violation of labor laws.	U	2.00		179,800	2.00		233,400	2.00		179,800	2.00		233,400	2.00		179,800	2.00		233,400
ATG231	BD	Implement Act 115/18, Relating to Address Confidentiality	A	1.00		119,750	1.00		121,000												
ATG100	AA	Add 4 Investigators	U	4.00		213,600	4.00		389,600												
ATG100	AA	Add Deputy Attorney General (DAG) for the Department of Public Safety	A	1.00		51,000	1.00		93,000						1.00		51,000		1.00		93,000
ATG100	AA	Add Deputy Attorney General (DAG) for anti-trust caseload.	T	1.00		78,000	1.00		147,000												
ATG100	AA	Add Office Assistant position for the Kauai Family Law Office	A	1.00		15,500	1.00		31,100						1.00		15,500		1.00		31,100
ATG100	AB	Medicaid Fraud Control Unit (MFCU) - convert four special funded positions to general funds	A	4.00		358,455	4.00		358,455												
ATG100	AB	Medicaid Fraud Control Unit (MFCU) - convert four special funded positions to general funds	B	(4.00)		(454,545)	(4.00)		(454,545)												
ATG100	AE	Implement Act 206 SLH 2018 - Electronic Smoking Device Retailer Registration (ESDRR) program.	B	5.00		354,760	5.00		460,960												
ATG100	AE	Add litigation funds for Diligent Tobacco Enforcement	B			500,000			500,000												
ATG100	AA	Career Criminal Prosecution (CCP) Program - restore funding.	A			801,193			801,193												
ATG100	AA	Reduction of federal reimbursement rate.	A	8.00		600,501	8.00		600,501						4.00		300,000		4.00		300,000
			U	(8.00)		(955,501)	(8.00)		(955,501)						(4.00)		(480,000)		(4.00)		(480,000)

Department of the Attorney General
Proposed Budget Reductions

Table 5

Prog ID	Sub-Org	Description of Reduction	Impact of Reduction	MOF	FY20			FY21			FY19
					Pos (P)	Pos (T)	\$\$\$\$	Pos (P)	Pos (T)	\$\$\$\$	Restriction (Y/N)
		None.									

Department of the Attorney General
Proposed Budget Additions

Table 6

Prog ID	Sub-Org	Addition Type	Prog ID Priority	Dept-Wide Priority	Description of Addition	Justification	MOF	FY20			FY21		
								Pos (P)	Pos (T)	\$\$\$	Pos (P)	Pos (T)	\$\$\$
ATG100	AA	AR	1	1	Special Events Security	To provide security to State lands and buildings and for major national and international conferences and in cases of terrorism, civil disobedience and natural disasters.	A			2,500,000			2,500,000
ATG100	AA	NR	2	2	IT needs for Legal Services (ATG100).	Phase 2 of replacing antiquated desktops and laptops.	A			370,000			
ATG100	AC	AR	3	3	Implement Act 113, SLH 2018 - Hawaii Sexual Assault Response and Training (HSART) Program	To provide permanent funding for the Hawaii Sexual Assault Response and Training (HSART) Program. Act 113 (SLH 2018),	A	1.00		130,614		1.00	130,614
ATG100	CU	AR	4	4	Implement Act 187 SLH 2018 - DLIR Collections program for violation of labor laws.	To establish within the budget the positions and funding provided by Act 187 SLH 2018.	U	2.00		179,800		2.00	233,400
ATG100	AA	AR	6	7	Add Deputy Attorney General (DAG) for the Department of Public Safety	The number of attorneys is inadequate to appropriately address the workload engendered by PSD and its inmate population.	A	1.00		51,000		1.00	93,000
ATG100	AA	AR	8	9	Add Office Assistant position for the Kauai Family Law Office	This office of two, (1 deputy, 1 legal clerk) has seen a 30% increase in the number of cases, and thus workload, over the last two years.	A	1.00		15,500		1.00	31,100
ATG100	AA	FF	14	15	Reduction of federal reimbursement rate.	The federal DHA agency implemented a new method to calculating the hourly billing to be used when billing federal programs. The new rate is based strictly on those attorneys that bill federal programs.	A	4.00		300,000		4.00	300,000
							U	(4.00)		(480,000)		(4.00)	(480,000)

Department of the Attorney General
 FB 2017 - 2019 Restrictions

Table 7

<u>Fiscal Year</u>	<u>Prog ID</u>	<u>Sub-Org</u>	<u>MOF</u>	<u>Budgeted by Dept</u>	<u>Restriction</u>	<u>Difference Between Budgeted & Restricted</u>	<u>Percent Difference</u>	<u>Impact</u>
2019	ATG100		A	27,648,606	1,214,520	26,434,086	4.4%	We will be requesting a reduction in the restriction due to the unusually high vacancy savings required by our budget. However, There is \$4.4 million of the litigation fund special appropriation that is restricted and subject to release by the Governor as needed.
	ATG231		A	2,299,742	82,830	2,216,912	3.6%	In order to meet personnel expenditures, will need to move funding from other current expenses which means maintenance and renewal of licenses for critical systems which support law enforcement/public safety agencies will need to be delayed or altogether cancelled.
	ATG500		A	4,303,266	190,230	4,113,036	4.4%	The restriction has a more substantial impact on ATG500's budget because for every dollar of general fund the federal government matches with two dollars, CSEA will then lose \$1,206,894 in total. This reduction is going to severely hamper the agency's ability to fill vacant positions, to meet operational needs, and to maintain the quality of customer services.

Department of the Attorney General
 Emergency Appropriation Requests

Table 8

<u>Prog ID</u>	<u>Description of Request</u>	<u>Explanation of Request</u>	<u>MOF</u>	<u>Pos (P)</u>	<u>Pos (T)</u>	<u>\$\$\$</u>
	None					

Department of the Attorney General
Expenditures Exceeding Appropriation Ceilings in FY18 and FY19

Table 9

<u>Prog ID</u>	<u>MOF</u>	<u>Date</u>	<u>Appropriation</u>	<u>Amount Exceeding Appropriation</u>	<u>Percent Exceeded</u>	<u>Reason for Exceeding Ceiling</u>	<u>Legal Authority</u>	<u>Recurring (Y/N)</u>	<u>GF Impact (Y/N)</u>
						None.			

Department of the Attorney General
Intradepartmental Transfers in FY18 and FY19

Table 10

<u>Actual or Anticipated Date of Transfer</u>	<u>MOF</u>	<u>Pos (P)</u>	<u>Pos (T)</u>	<u>\$\$\$</u>	<u>From Prog ID</u>	<u>Percent of Program ID Appropriation Transferred From</u>	<u>To Prog ID</u>	<u>Percent of Receiving Program ID Appropriation</u>	<u>Reason for Transfer</u>	<u>Recurring (Y/N)</u>
5/30/2018	A			\$ 100,575	ATG500	2.0%	ATG100	0.3%	To cover payroll budget shortfall	N

Department of the Attorney General
Vacancy Report as of November 30, 2018

Table 11

Prog ID	Sub-Org	Date of Vacancy	Expected Fill Date	Position Number	Position Title	Exempt (Y/N)	SR Level	BU Code	Perm Temp (P/T)	FTE	MOF	Budgeted Amount	Actual Salary Last Paid	Authority to Hire (Y/N)	Occupied by 89 Day Hire (Y/N)	# of 89 Hire Appts	Describe if Filled by other Means	Priority # to Retain
ATG100	AA	9/6/1997	N/A	49338	Investigator VI	N	SR26	73	P	1.00	U	61938	\$ 5,373.55	Y	1.0	6	-	2
ATG100	AA	8/22/2003	N/A	116466	Investigator V	N	SR24	73	P	1.00	A 0.6/N 0.4	56319	\$ 4,967.93	Y	1.0	3	-	2
ATG100	AA	9/2/2003	N/A	116482	Investigator V	N	SR24	73	T	1.00	U	57168	\$ 4,967.93	Y	1.0	2	-	2
ATG100	AA	1/27/2004	N/A	116698	Investigator V	N	SR24	73	T	1.00	U	57168	\$ 4,967.93	Y	1.0	6	-	2
ATG100	AA	3/1/2004	N/A	116786	Investigator V	N	SR24	73	T	1.00	U	57168	\$ 4,967.93	Y	1.0	7	-	2
ATG100	AI	10/1/2004	N/A	117189	Investigator V	N	SR24	73	T	1.00	U	61824	\$ 4,967.93	Y	1.0	4	-	2
ATG100	AI	5/8/2006	N/A	111761	Investigator V	N	SR24	73	P	1.00	N	61824	\$ 4,967.93	Y	1.0	9	-	2
ATG100	AA	7/20/2006	N/A	118093	Investigator V	N	SR24	73	P	1.00	U	56256	\$ 4,967.93	Y	1.0	4	-	2
ATG100	AI	2/21/2007	N/A	118374	Investigator V	N	SR24	73	T	0.50	N	28518	\$ 4,967.93	Y	0.5	4	-	2
ATG100	AA	6/30/2007	N/A	118092	Investigator V	N	SR24	73	T	1.00	B	27168	\$ 4,967.93	Y	1.0	8	-	2
ATG231	BC	11/23/2009	None	119341	Office Assistant IV	N	SR10	3	T	1.00	P	30000	\$ 2,313.00	Y	N	-	-	Abolish
ATG100	AI	1/21/2010	N/A	119454	Investigator VI	N	SR26	73	T	1.00	A 0.6/N 0.4	57168	\$ 5,373.55	Y	1.0	4	-	2
ATG231	BC	5/7/2012	None	119342	Office Assistant IV	N	SR10	3	T	1.00	P	30000	\$ 2,313.00	Y	N	-	-	Abolish
ATG100	AA	3/30/2013	2/1/2019	38322	Legal Clerk	N	SR14	63	P	1.00	A	32360	\$ 2,705.00	Y	N	-	-	9
ATG500	GA	8/11/2014	N/A	119165	Investigator IV	N	SR22	13	P	1.00	A 0.34/N 0.66	42823	\$ 4,413.24	Y	1.0	1	-	2
ATG100	AA	9/30/2014	N/A	121499	Investigator V	N	SR24	73	T	1.00	N. 0.5/A 0.5	28055	\$ 4,967.93	Y	1.0	2	-	2
ATG231	BC	1/29/2015	2/1/2019	121585	Office Assistant IV	N	SR10	3	P	1.00	U	28000	\$ -	Y	N	-	-	60
ATG231	BC	10/1/2015	None	121890	Information Technology Band B	N	SR22	13	T	1.00	N	43824	\$ -	Y	N	-	-	Abolish
ATG100	AA	1/31/2016	N/A	36763	Investigator V	N	SR24	73	P	1.00	B	75628	\$ 4,967.93	Y	1.0	3	-	2
ATG100	AA	4/2/2016	3/2019	49326	Legal Clerk	N	SR14	3	P	1.00	A	43368	\$ 3,614.00	Y	N	-	-	31
ATG500	GA	7/1/2016	Dec-18	40701	Legal Assistant III	N	SR20	13	P	1.00	A 0.34/N 0.66	48829	\$ 3,911.00	Y	N	-	-	6
ATG100	AA	12/28/2016	N/A	40975	Investigator V	N	SR24	73	P	1.00	A	49964	\$ 4,967.93	Y	1.0	1	-	2
ATG100	AI	1/4/2017	N/A	117837	Investigator V	N	SR24	73	T	0.50	B	28055	\$ 4,967.93	Y	0.5	4	-	2
ATG100	AA	1/17/2017	N/A	116465	Investigator V	N	SR24	73	P	1.00	A 0.6/N 0.4	69540	\$ 4,967.93	Y	1.0	4	-	2
ATG500	GA	3/1/2017	3/2019	118486	Legal Clerk	N	SR14	3	P	1.00	A 0.34/N 0.66	35644	\$ 2,973.00	Y	1.0	-	TA	30
ATG100	AA	3/2/2017	2/1/2019	122151	Legal Assistant III	N	SR20	13	T	1.00	U	66864	\$ 3,773.62	Y	1.0	2	-	10
ATG100	AI	4/14/2017	3/2019	120308	Legal Clerk	N	SR14	3	P	1.00	U	54876	\$ 4,573.00	Y	N	-	-	32
ATG500	GA	4/17/2017	2/15/2019	110179	Office Assistant III	N	SR08	3	P	1.00	A 0.34/N 0.66	39750	\$ 2,393.83	Y	1.0	1	-	74
ATG100	CU	6/1/2017	1/14/2019	112490	Legal Secretary	N	SR18	3	T	1.00	U	48828	\$ 4,150.00	Y	N	-	-	35
ATG100	CU	7/22/2017	3/2019	121417	Legal Clerk	N	SR14	3	T	1.00	U	47403	\$ 2,912.12	Y	N	-	-	33
ATG100	AA	8/1/2017	12/2018	39028	Legal Clerk	N	SR14	63	T	1.00	A	38592	\$ 3,280.00	Y	N	-	-	29
ATG500	GA	8/23/2017	2/15/2019	52815	Legal Assistant II	N	SR18	13	P	1.00	A 0.34/N 0.66	48829	\$ 3,691.00	Y	N	-	-	5
ATG100	AA	8/28/2017	5/15/2019	10596	Legal Clerk	N	SR14	3	P	1.00	U	50772	\$ 3,032.00	Y	N	-	-	16
ATG100	AA	9/1/2017	3/18/2019	37479	Office Assistant III	N	SR08	3	P	1.00	A	35676	\$ 2,912.00	Y	N	-	-	53
ATG100	AA	9/6/2017	3/2019	40463	Legal Clerk	N	SR14	3	P	1.00	A	53793	\$ 3,023.05	Y	1.0	2	-	17
ATG500	GA	9/18/2017	3/2019	117866	Social Service Assistant IV	N	SR11	3	P	1.00	A 0.34/N 0.66	32324	\$ 2,698.00	Y	N	-	-	39
ATG100	AA	9/20/2017	2/1/2019	46063	Legal Assistant III	N	SR20	13	T	1.00	U	54960	\$ 3,988.56	Y	N	-	-	7
ATG231	BA	10/11/2017	2/1/2019	118393	Criminal ID Technician III	N	SR14	3	P	1.00	S	41724	\$ 3,547.00	Y	N	-	-	46
ATG500	GC	10/28/2017	N/A	39885	Investigator III	N	SR20	13	P	1.00	A 0.34/N 0.66	49791	\$ 3,989.00	Y	N	-	-	2
ATG500	GA	11/2/2017	Apr-19	117862	Social Service Assistant IV	N	SR11	3	P	1.00	A 0.34/N 0.66	39312	\$ 3,150.00	Y	N	-	-	40
ATG500	GA	11/25/2017	3/2019	110174	Support Payments Officer	N	SR15	3	P	1.00	N 0.66/T 0.34	58218	\$ 4,664.00	Y	N	-	-	36
ATG500	GA	12/1/2017	1/2/2019	30392	Child Support Enfc Spct V	N	SR24	23	P	1.00	A 0.34/N 0.66	89765	\$ 7,192.00	Y	1.0	-	TA	44
ATG100	CU	12/1/2017	3/2019	43201	Legal Assistant III	N	SR20	13	T	1.00	U	52824	\$ 4,672.00	Y	N	-	-	12
ATG100	CU	12/4/2017	3/2019	43210	Office Assistant III	N	SR08	3	T	1.00	U	29340	\$ 2,393.83	Y	1.0	7	-	73
ATG500	GC	12/8/2017	3/2019	40048	Legal Clerk	N	SR14	3	P	1.00	A 0.34/N 0.66	51764	\$ 4,147.00	Y	1.0	-	TA	28
ATG100	CU	12/31/2017	3/2019	49323	Account Clerk II	N	SR08	3	P	1.00	A	34360	\$ 2,956.00	Y	N	-	-	50
ATG100	AA	12/31/2017	2/1/2019	112402	Deputy Attorney General	E	SRNA	73	P	1.00	A	84849	\$ 6,284.00	Y	N	-	-	1
ATG100	AA	1/2/2018	1/2019	106270	JJIS Info Accuracy Analyst	E	SRNA	13	T	1.00	A	52848	\$ 4,812.00	Y	N	-	-	3
ATG100	CU	1/2/2018	3/2019	40716	Office Assistant III	N	SR08	3	T	1.00	U	30780	\$ 2,393.83	Y	1.0	5	-	72
ATG100	AA	1/8/2018	3/2019	37604	Legal Clerk	N	SR14	3	P	1.00	A	39435	\$ 3,023.05	Y	1.0	2	-	27
ATG500	GA	3/1/2018	3/2019	29529	Office Assistant IV	N	SR10	3	P	1.00	A 0.34/N 0.66	33673	\$ 2,738.00	Y	N	-	-	61
ATG500	GA	4/1/2018	May-19	35457	Social Service Assistant IV	N	SR11	3	P	1.00	A 0.34/N 0.66	40922	\$ 3,329.00	Y	N	-	-	41

Department of the Attorney General
Vacancy Report as of November 30, 2018

Table 11

Prog ID	Sub-Org	Date of Vacancy	Expected Fill Date	Position Number	Position Title	Exempt (Y/N)	SR Level	BU Code	Perm Temp (P/T)	FTE	MOF	Budgeted Amount	Actual Salary Last Paid	Authority to Hire (Y/N)	Occupied by 89 Day Hire (Y/N)	# of 89 Hire Appts	Describe if Filled by other Means	Priority # to Retain
ATG100	AI	4/2/2018	2/4/2019	117420	Investigator V	N	SR24	73	P	1.00	N	60624	\$ 4,858.73	Y	N	-	-	2
ATG500	GA	4/8/2018	3/2019	42394	Cashier Clerk	N	SR08	3	P	1.00	A 0.34/N 0.66	28785	\$ 2,393.83	Y	1.0	1	-	43
ATG500	GE	4/9/2018	3/2019	38062	Office Assistant III	N	SR08	3	P	1.00	A 0.34/P 0.66	24985	\$ 2,341.00	Y	N	-	-	54
ATG100	AA	5/4/2018	2/18/2019	118908	Deputy Attorney General	E	SRNA	73	P	1.00	A	99900	\$ 8,500.00	Y	N	-	-	1
ATG100	AA	5/9/2018	3/2019	36723	Legal Clerk	N	SR14	63	P	1.00	A	34260	\$ 3,023.05	Y	1.0	1	-	18
ATG500	GA	5/19/2018	3/2019	40799	Office Assistant III	N	SR08	3	P	1.00	A 0.34/N 0.66	28785	\$ 2,341.00	Y	N	-	-	55
ATG100	CU	5/21/2018	3/2019	110221	Office Assistant III	N	SR08	3	T	1.00	U	28212	\$ 2,393.83	Y	1.0	7	-	71
ATG100	AA	6/1/2018	3/2019	49329	Legal Assistant III	N	SR20	13	P	1.00	A	58493	\$ 3,989.00	Y	N	-	-	13
ATG231	BC	6/5/2018	12/2018	52800	Office Assistant V	N	SR12	3	P	1.00	A	37056	\$ 3,197.00	Y	N	-	-	68
ATG500	GA	6/16/2018	3/2019	29292	Cashier Clerk	N	SR08	3	P	1.00	A 0.34/N 0.66	31127	\$ 2,588.00	Y	N	-	-	45
ATG100	AA	6/20/2018	2/4/2019	119250	Legal Assistant III	N	SR20	13	P	1.00	A	54960	\$ 4,777.00	Y	N	-	-	14
ATG500	GA	6/24/2018	3/2019	110476	Office Assistant III	N	SR08	3	P	1.00	A 0.34/N 0.66	31127	\$ 2,393.83	Y	1.0	4	-	56
ATG231	BC	7/2/2018	12/2018	119438	Information Technology Band B	N	SR24	13	P	1.00	P	57268	\$ 4,968.00	Y	N	-	-	47
ATG100	AA	7/2/2018	1/14/2019	6249	Legal Secretary	N	SR18	63	P	1.00	A	64176	\$ 5,662.00	Y	N	-	-	52
ATG231	BC	7/2/2018	12/2018	119136	Office Assistant IV	N	SR10	3	P	1.00	A	30468	\$ 2,588.00	Y	N	-	-	62
ATG100	AA	7/6/2018	3/2019	48588	Legal Clerk	N	SR14	3	P	1.00	A	45096	\$ 3,979.00	Y	N	-	-	26
ATG231	BC	7/28/2018	12/2018	117715	Office Assistant IV	N	SR10	3	P	1.00	W	29988	\$ 2,588.00	Y	N	-	-	63
ATG100	CU	8/3/2018	3/2019	110165	Legal Assistant III	N	SR20	13	P	1.00	U	50772	\$ 4,316.00	Y	N	-	-	51
ATG100	AA	8/7/2018	1/21/2019	100103	Deputy Attorney General	E	SRNA	73	P	1.00	A	85608	\$ 9,209.00	Y	N	-	-	1
ATG100	CU	8/10/2018	3/2019	121416	Legal Assistant III	N	SR20	13	T	1.00	U	47403	\$ 4,078.70	Y	N	-	-	75
ATG100	AA	8/15/2018	12/2018	100425	Deputy Attorney General	E	SRNA	73	P	1.00	A 0.5/U 0.5	89116	\$ 7,608.00	Y	N	-	-	1
ATG100	AA	8/17/2018	3/2019	49330	Legal Clerk	N	SR14	3	P	1.00	U	54876	\$ 3,023.05	Y	1.0	-	TA	34
ATG100	AA	9/15/2018	12/2018	122630	Legal Clerk	N	SR14	63	P	1.00	U	n/a	\$ 3,023.05	Y	N	-	-	19
ATG500	GA	9/15/2018	3/2019	117868	Office Assistant IV	N	SR10	3	P	1.00	A 0.34/N 0.66	31278	\$ 2,588.00	Y	N	-	-	64
ATG100	CU	9/20/2018	12/2018	43214	Office Assistant III	N	SR08	3	T	1.00	W	29754	\$ 2,588.00	Y	N	-	-	70
ATG500	GC	9/22/2018	3/2019	101862	Deputy Attorney General	E	SRNA	73	P	1.00	A 0.34/N 0.66	83153	\$ 6,768.00	Y	N	-	-	1
ATG100	AA	9/22/2018	3/2019	116522	Legal Clerk	N	SR14	63	P	1.00	A	45096	\$ 3,979.00	Y	N	-	-	20
ATG100	AA	9/24/2018	3/2019	118272	Legal Clerk	N	SR14	63	P	1.00	A	60000	\$ 3,023.05	Y	N	-	-	23
ATG100	AA	9/29/2018	3/2019	100100	Deputy Attorney General	E	SRNA	73	P	1.00	A	112620	\$ 8,317.00	Y	N	-	-	1
ATG100	AA	9/29/2018	3/2019	34793	Office Assistant III	N	SR08	3	P	1.00	A	30468	\$ 2,394.00	Y	N	-	-	57
ATG100	CU	10/1/2018	3/2019	101221	Legal Assistant III	N	SR20	13	T	1.00	U	52824	\$ 4,078.70	Y	1.0	1	-	11
ATG500	GA	10/1/2018	3/2019	38058	Office Assistant IV	N	SR10	3	P	1.00	A 0.34/N 0.66	32324	\$ 2,800.00	Y	N	-	-	65
ATG500	GA	10/3/2018	3/2019	38418	Office Assistant III	N	SR08	3	P	1.00	A 0.34/N 0.66	28529	\$ 2,394.00	Y	N	-	-	58
ATG100	AA	10/11/2018	3/2019	117555	Legal Clerk	N	SR14	3	P	1.00	A	39347	\$ 3,023.05	Y	1.0	1	-	25
ATG231	BC	10/13/2018	3/2019	34061	Office Assistant IV	N	SR10	3	P	1.00	A	31740	\$ 2,588.00	Y	N	-	-	66
ATG100	AI	10/22/2018	3/2019	122832	Office Assistant IV - ICAC	N	SR10	3	P	1.00	A	30372	\$ -	Y	N	-	-	67
ATG500	GA	10/22/2018	3/2019	30963	Support Payments Officer	N	SR15	3	P	1.00	A 0.34/N 0.66	51764	\$ 4,480.00	Y	N	-	-	37
ATG100	AI	11/1/2018	24-Dec	121979	Information Technology Band B	N	SR24	13	T	1.00	A	55900	\$ 4,967.93	Y	N	-	-	48
ATG100	AA	11/1/2018	3/2019	36874	Legal Clerk	N	SR14	63	P	1.00	A	45096	\$ 3,979.00	Y	N	-	-	21
ATG500	GA	11/1/2018	3/2019	110167	Support Payments Officer	N	SR15	3	P	1.00	A 0.34/N 0.66	53864	\$ 4,480.00	Y	N	-	-	38
ATG100	AA	11/10/2018	3/2019	110305	Office Assistant III	N	SR08	3	P	1.00	U	37056	\$ 3,269.00	Y	N	-	-	69
ATG100	GB	11/17/2018	3/2019	40798	Office Assistant III	N	SR08	3	P	1.00	A 0.34/P 0.66	18173	\$ 3,023.00	Y	N	-	-	59
ATG100	AA	11/20/2018	3/2019	41163	Legal Clerk	N	SR14	3	P	1.00	A	50772	\$ 4,480.00	Y	N	-	-	22
ATG100	AA	11/26/2018	3/2019	100943	Deputy Attorney General	E	SRNA	73	P	1.00	U	96708	\$ 8,420.00	Y	N	-	-	1
ATG231	BC	12/1/2018	3/2019	32944	Information Technology Band B	N	SR24	13	P	1.00	A	72324	\$ 6,535.00	Y	N	-	-	49
ATG100	CU	12/3/2018	4/1/2019	121422	Deputy Attorney General	E	SRNA	73	P	1.00	W	81700	\$ 5,167.00	Y	N	-	-	1
ATG100	AE	12/3/2018	3/2019	110953	Legal Clerk	N	SR14	3	P	1.00	B	41724	\$ 3,681.00	Y	N	-	-	24
ATG231	BC	12/5/2018	3/2019	37411	Account Clerk II	N	SR08	3	P	1.00	A	27686	\$ 2,394.00	Y	N	-	-	42
ATG100	AD	12/5/2018	3/2019	102663	JJIS Program Analyst	E	SRNA	13	T	1.00	A	55488	\$ 5,167.00	Y	N	-	-	4
ATG100	AI	12/7/2018	N/A	122746	Investigator V	N	SR24	73	P	1.00	A	63168	\$ 4,967.93	Y	1.0	1	-	2
										101.00					33.0			

Positions Established by Acts other than the State Budget as of November 30, 2018

<u>Prog ID</u>	<u>Sub-Org</u>	<u>Date Established</u>	<u>Legal Authority</u>	<u>Position Number</u>	<u>Position Title</u>	<u>Exempt (Y/N)</u>	<u>SR Level</u>	<u>BU Code</u>	<u>T/P</u>	<u>MOF</u>	<u>FTE</u>	<u>Annual Salary</u>	<u>Filled (Y/N)</u>	<u>Occupied by 89 Day Hire (Y/N)</u>
ATG100	CU	10/1/2018	Act 187, SLH 2018	122807	Legal Assistant II	N	SR-18	13	P	S	100	45,288	N	N
ATG100	CU	10/1/2018	Act 187, SLH 2018	122808	Deputy Attorney General	Y	SR-NA	73	P	S	100	90,000	N	N

Department of the Attorney General
Overtime Expenditure Summary

Table 13

Prog ID	Sub-Org	Program Title	MOF	FY18 (actual)			FY19 (estimated)			FY20 (budgeted)			FY21 (budgeted)		
				Base Salary \$\$\$\$	Overtime \$\$\$\$	Overtime Percent	Base Salary \$\$\$\$	Overtime \$\$\$\$	Overtime Percent	Base Salary \$\$\$\$	Overtime \$\$\$\$	Overtime Percent	Base Salary \$\$\$\$	Overtime \$\$\$\$	Overtime Percent
ATG100		Legal Services	M	44,625,797	152,362	0.3%	45,000,000	153,000	0.3%	46,000,000	140,000	0.3%	47,000,000	140,000	0.30%
ATG231		Hawaii Criminal Justice Data Cer	P	2,267,417	79,603	3.5%	2,500,000	80,000	3.2%	2,600,000	81,000	3.1%	2,700,000	81,000	3.00%
ATG500		Child Support Enforcement Ager	A/P	9,534,532	4,231	0.0%	10,000,000	4,300	0.0%	12,000,000	4,000	0.0%	13,000,000	4,000	0.03%
		M = Multiple MOF													
		A = 34% ; P = 66%													

Department of the Attorney General
Active Contracts as of December 1, 2018

Table 14

Prog ID	MOF	Amount	Frequency (M/A/O)	Max Value	Outstanding Balance	Date Executed	Term of Contract		Entity	Contract Description	Explanation of How Contract is Monitored	POS Y/N	Category E/L/P/C/G/S
							From	To					
ATG100	B	8,453	M	38,039	\$ -	3/28/2007	1/1/2007	Mo-to-Mo	Melim Building, Ltd	Tobacco Enf. Unit Office Lease	Owner's monthly billing	N	L
ATG100	A	11,921	M	560,433	\$ -	6/13/2008	7/1/2008	Mo. to Mo.	Melim Building, Ltd	Criminal Justice Div. Office Lease	Owner's monthly billing	N	L
ATG100	A	1,307	M	77,085	\$ -	4/6/2011	4/1/2011	Mo. to Mo.	GLACS, LLC	Family Law Division Kona Office Lease	DAGS Leasing quarterly billing	N	L
ATG100	A	9,277	M	1,113,240	\$ 231,925	12/9/2011	2/1/2012	1/31/2022	James Campbell Company LLC	Family Law Division Kapolei Office Lease	Vendor's monthly billing	N	L
ATG100	A	13,254	M	1,484,419	\$ 331,344	8/7/2012	9/1/2012	1/31/2022	James Campbell Company LLC	Family Law Division Kapolei Office Lease	Vendor's monthly billing	N	L
ATG100	A	7,147	M	514,542	\$ 221,542	6/15/2016	8/1/2016	7/31/2022	Hawaii Starlanes, Inc.	Tax & Charities Division	Owner's monthly billing	N	L
ATG100	B	7,147	M	514,542	\$ 221,542	6/15/2016	8/1/2016	7/31/2022	Hawaii Starlanes, Inc.	Tax & Charities Division	Owner's monthly billing	N	L
ATG100	A	1,811	M	108,670	\$ 72,440	3/1/2011	4/1/2011	4/30/2022	1955 Main Street Partnership	Family Law Division Maui Office Lease	DAGS Leasing quarterly billing	N	L
ATG100	A	3,500	M	237,966	\$ 216,969	2/20/2018	3/1/2018	2/29/2024	707 Richards	AG/ODR Office Lease	Owner's monthly billing	N	L
ATG100	B (25%) / P (75%)	12,645	M	872,495	\$ 796,626	2/20/2018	4/1/2018	3/31/2024	707 Richards	Medicaid Fraud Office Lease	Owner's monthly billing	N	L
ATG100	A	178	M	10,680	\$ 1,068	5/29/2014	5/29/2014	6/30/2019	Xerox Corp	FLD-Kona Office	Vendor's monthly billing	N	L
ATG100	A	229	M	13,740	\$ -	5/30/2013	5/30/2013	Mo. to Mo.	Xerox Corp	FLD-Maui Office	Vendor's monthly billing	N	L
ATG100	A	6,304	M	378,240	\$ 182,816	6/1/2016	6/1/2016	6/1/2021	Xerox Corp	Lot Billing for all OAG Offices	Vendor's monthly billing	N	L
ATG100	A	Progress billing	O	12,000	12,000.00	6/29/2018	6/1/2018	TO EXT	VENDOR	Professional fees for FY19-SWCAP	AG & B&F	Y	S
ATG-231	P	Progress billing	O	571,080	\$ 209,727.00	1/6/2015	1/6/2015	12/31/2016	SEARCH Group Inc	Services for HIJS Data Exchanges	HCJDC per billing received	N	S
ATG-231	A (64%) / P (36%)	billed as deliverables are met	O	3,007,422	\$ -	12/1/2014	12/1/2014	12/31/2019	MorphoTrak LLC	Upgrade of Statewide AFIS	HCJDC per billing received; all deliverables have been met by MorphoTrak; continuing to pay lease-to-purchase payments to Banc of America	N	G/S
ATG-231	A	Progress billing	M	200,122	\$ 33,659.08	5/18/2018	5/18/2018	3/31/2019	Idemia Identity & Security	Maintain system components with the Automated Biometric Identification System (ABIS)	HCJDC per billing received	N	G
ATG-231	P	Progress billing	M	39,972	\$ 32,505.92	12/22/2017	12/22/2017	12/31/2019	eWorld Enterprise Solutions, Inc.	Professional Services for .Net Support	HCJDC per billing received		S
ATG500	P	3,804	M	182,592	\$ 79,884	8/12/2009	10/1/2009	9/30/2019	nikawa, Bert M. & Ellen	CSEA Kauai Office Lease	DAGS Leasing quarterly billing	N	L
ATG500	P	8,411	M	504,680	\$ 504,680	9/18/2017	9/1/2017	7/31/2022	Gulsons, LLC	CSEA Maui Office Lease	DAGS Leasing quarterly billing	N	L
ATG500	P	5,487	M	329,229	\$ -	8/20/2009	7/1/2009	5/31/2014	KSP Limited Partnersh	CSEA Hilo Office Lease	DAGS Leasing quarterly billing	N	L
ATG500	A (34%) / P (66%)	2,323	M	139,374	\$ 104,531	9/26/2017	8/1/2017	7/31/2022	C&A Properties LLP	FSU Kona Office Lease	Owner's monthly billing	N	L
ATG500	A (34%) / P (66%)	5,407	M	32,441	\$ 27,034	11/7/2018	12/1/2018	5/31/2019	Loihi Holdings LLC	FSU Hilo Office Lease	Owner's monthly billing	N	L
ATG500	A (34%) / P (66%)	9,377	M	112,525	\$ 84,394	9/19/2018	10/1/2018	9/30/2019	stle & Cooke Commerc	FSU Oahu Office Lease	Owner's monthly billing	N	L

Department of the Attorney General
Active Contracts as of December 1, 2018

Table 14

<u>Prog ID</u>	<u>MOF</u>	<u>Amount</u>	<u>Frequency (M/A/O)</u>	<u>Max Value</u>	<u>Outstanding Balance</u>	<u>Date Executed</u>	<u>From</u>	<u>To</u>	<u>Entity</u>	<u>Contract Description</u>	<u>Explanation of How Contract is Monitored</u>	<u>POS Y/N</u>	<u>Category E/L/P/C/G/S</u>
ATG500	A (34%) / P (66%)	53	M	3,191	\$ 1,595	4/24/2015	5/1/2015	5/1/2020	Xerox Corp	Copier Machine Lease	By CSEA per Monthly Billing	N	E
ATG500	A (34%) / P (66%)	53	M	3,191	\$ 1,595	4/24/2015	5/1/2015	5/1/2020	Xerox Corp	Copier Machine Lease	By CSEA per Monthly Billing	N	E
ATG500	A (34%) / P (66%)	53	M	3,191	\$ 1,595	4/24/2015	5/1/2015	5/1/2020	Xerox Corp	Copier Machine Lease	By CSEA per Monthly Billing	N	E
ATG500	A (34%) / P (66%)	29	M	1,763	\$ 882	9/17/2015	10/1/2015	10/1/2020	Xerox Corp	Copier Machine Lease	By CSEA per Monthly Billing	N	E
ATG500	A (34%) / P (66%)	231	M	13,842	\$ 6,921	8/26/2015	9/1/2015	9/1/2020	Xerox Corp	Copier Machine Lease	By CSEA per Monthly Billing	N	E
ATG500	A (34%) / P (66%)	261	M	15,638	\$ 7,819	8/26/2015	9/1/2015	9/1/2020	Xerox Corp	Copier Machine Lease	By CSEA per Monthly Billing	N	E
ATG500	A (34%) / P (66%)	327	M	19,657	\$ 9,828	9/18/2015	10/1/2015	10/1/2020	Xerox Corp	Copier Machine Lease	By CSEA per Monthly Billing	N	E
ATG500	A (34%) / P (66%)	128	M	7,678	\$ 3,839	7/29/2014	8/1/2014	8/1/2019	Xerox Corp	Copier Machine Lease	By CSEA per Monthly Billing	N	E
ATG500	A (34%) / P (66%)	1,006	M	60,362	\$ 30,181	9/18/2015	10/1/2015	10/1/2020	Xerox Corp	Copier Machine Lease	By CSEA per Monthly Billing	N	E
ATG500	A (34%) / P (66%)	889	M	53,327	\$ 26,664	9/18/2015	10/1/2015	10/1/2020	Xerox Corp	Copier Machine Lease	By CSEA per Monthly Billing	N	E
ATG500	A (34%) / P (66%)	1,006	M	60,362	\$ 30,181	9/18/2015	10/1/2015	10/1/2020	Xerox Corp	Copier Machine Lease	By CSEA per Monthly Billing	N	E
ATG500	A (34%) / P (66%)	1,006	M	60,362	\$ 30,181	9/18/2015	10/1/2015	10/1/2020	Xerox Corp	Copier Machine Lease	By CSEA per Monthly Billing	N	E
ATG500	A (34%) / P (66%)	367	M	22,046	\$ 11,023	9/17/2015	10/1/2015	10/1/2020	Xerox Corp	Copier Machine Lease	By CSEA per Monthly Billing	N	E
ATG500	A (34%) / P (66%)	320	M	19,207	\$ 9,604	9/17/2015	10/1/2015	10/1/2020	Xerox Corp	Copier Machine Lease	By CSEA per Monthly Billing	N	E
ATG500	A (34%) / P (66%)	367	M	22,046	\$ 11,023	9/18/2015	10/1/2015	10/1/2020	Xerox Corp	Copier Machine Lease	By CSEA per Monthly Billing	N	E
ATG500	A (34%) / P (66%)	214	M	12,813	\$ 4,057	6/16/2014	6/16/2014	6/16/2019	Xerox Corp	Copier Machine Lease	By CSEA per Monthly Billing	N	E
ATG500	A (34%) / P (66%)	214	M	12,813	\$ 3,844	7/21/2014	7/21/2014	7/21/2019	Xerox Corp	Copier Machine Lease	By CSEA per Monthly Billing	N	E
ATG500	A (34%) / P (66%)	262	M	15,708	\$ 7,854	8/28/2015	9/1/2015	9/1/2020	Xerox Corp	Copier Machine Lease	By CSEA per Monthly Billing	N	E
ATG500	A (34%) / P (66%)	120	M	7,208	\$ 3,604	9/18/2015	10/1/2015	10/1/2020	Xerox Corp	Copier Machine Lease	By CSEA per Monthly Billing	N	E
ATG500	A (34%) / P (66%)	120	M	7,208	\$ 3,604	9/17/2015	10/1/2015	10/1/2020	Xerox Corp	Copier Machine Lease	By CSEA per Monthly Billing	N	E

Department of the Attorney General
Active Contracts as of December 1, 2018

Table 14

<u>Prog ID</u>	<u>MOF</u>	<u>Amount</u>	<u>Frequency (M/A/O)</u>	<u>Max Value</u>	<u>Outstanding Balance</u>	<u>Date Executed</u>	<u>From</u>	<u>To</u>	<u>Entity</u>	<u>Contract Description</u>	<u>Explanation of How Contract is Monitored</u>	<u>POS Y/N</u>	<u>Category E/L/P/C/G/S</u>
ATG500	A (34%) / P (66%)	120	M	7,208	\$ 3,604	9/18/2015	10/1/2015	10/1/2020	Xerox Corp	Copier Machine Lease	By CSEA per Monthly Billing	N	E
ATG500	A (34%) / P (66%)	302	M	18,138	\$ 2,721	8/29/2013	8/29/2013	8/29/2018	Xerox Corp	Copier Machine Lease	By CSEA per Monthly Billing	N	E
ATG500	A (34%) / P (66%)	19	M	1,138	\$ 114	5/24/2013	6/1/2013	6/1/2018	Xerox Corp	Copier Machine Lease	By CSEA per Monthly Billing	N	E
ATG500	A (34%) / P (66%)	353	M	21,204	\$ -	8/1/2012	8/30/2012	8/30/2017	Xerox Corp	Copier Machine Lease	By CSEA per Monthly Billing	N	E
ATG500	A (34%) / P (66%)	373	M	22,355	\$ 7,824	7/14/2014	8/1/2014	8/1/2019	Xerox Corp	Copier Machine Lease	By CSEA per Monthly Billing	N	E
ATG500	A (34%) / P (66%)	\$159/hr	M	1,972,872	\$ 399,220	7/25/2016	8/19/2016	8/18/2019	edmane Technology LL	Maintenance and Support of Child Support System	By CSEA per Monthly Billing	Y	S
ATG500	A (34%) / P (66%)	\$23.19/hr	M	34,812	\$ 11,408	3/30/2018	4/3/2018	3/30/2019	American Guard	Security Services for CSEA Maui Branch Office	By CSEA per Monthly Billing	Y	S
ATG500	A (34%) / P (66%)	\$27.13/hr	M	39,881	\$ 29,881	8/28/2018	9/3/2018	8/31/2019	American Guard	Security Services for CSEA Oahu Branch Office	By CSEA per Monthly Billing	Y	S

Department of the Attorney General
Capital Improvements Program (CIP) Requests

Table 15

<u>Prog ID</u>	<u>Prog ID</u> <u>Priority</u>	<u>Dept-</u> <u>Wide</u> <u>Priority</u>	<u>Senate</u> <u>District</u>	<u>Rep.</u> <u>District</u>	<u>Project Title</u>	<u>MOF</u>	<u>FY20 \$\$\$</u>	<u>FY21 \$\$\$</u>
					NONE			

Department of the Attorney General
CIP Lapses

Table 16

<u>Prog ID</u>	<u>Act/Year of Appropriation</u>	<u>Project Title</u>	<u>MOF</u>	<u>Lapse Amount</u> \$\$\$\$	<u>Reason</u>
		NONE			

Department of the Attorney General
Program ID Sub-Organizations

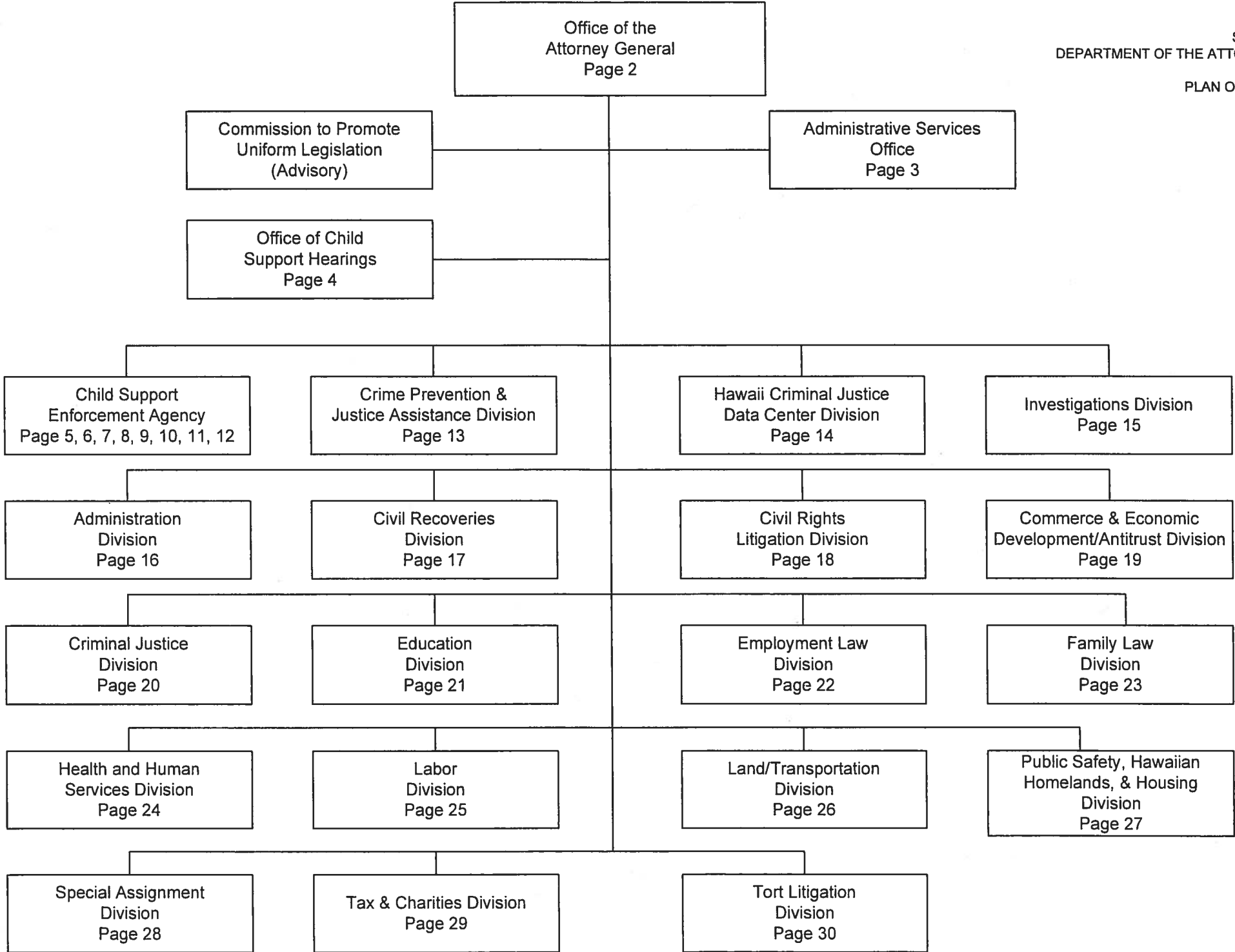
Table 17

<u>Program ID</u>	<u>Sub-Org Code</u>	<u>Name</u>	<u>Objective</u>
ATG100	AA	Legal Services	Provide legal counsel to the various State agencies
ATG100	AB	Medicaid Fraud Unit	Investigate and prosecute medicaid fraud cases
ATG100	AC	Justice Assistance	Utilize federal and state funds and non-financial resources to address crime problems and criminal justice system issues
ATG100	AD	Juvenile Justice Information System	Develop and maintain a statewide computerized juvenile offender information system that includes status offenders and runaways
ATG100	AE	Tobacco Tax Unit	Enforce the Master Settlement Agreement with tobacco companies and enforce tobacco tax stamp program.
ATG100	AI	Investigations Unit	Investigate civil and criminal cases in protection of the State and it's various agencies.
ATG100	AJ	Special funds org. code	INV and OCSH special funds.
ATG100	CJ	Research and Prevention	Research crime issues and report comprehensive crime statistics; plan, develop, and implement education and crime prevention programs to promote community safety; & assist in locating, recovering, and reuniting missing children and runaways with their parents.
ATG100	CU	Collections Unit	Collection of debts owed the State and various agencies
ATG100	EA	Commission on Uniform Legislation	Promotion of uniform state legislation recommended by the National Conference of Commissioners on Uniform State Laws.
ATG231	BA	Criminal Identification	Maintain a statewide system of criminal identification, including the Automated Fingerprint Identification System (AFIS).
ATG231	BC	Hawaii Criminal Justice Data Center	Responsible for the statewide criminal justice information system (CJIS-Hawaii), Sex Offender Registration, National Crime Information Center (NCIC), the Hawaii Integrated Justice Information Sharing (HIJIS) program, and Expungements.
ATG231	BD	Hawaii Criminal Justice Data Center	Same as BC. This sub-org had to be created because eBuddi could not accommodate more than 4 MOFs.
ATG500	GA	Child Support Enforcement Agency	Provide child support services such as order establishment and modifications, case enforcement, as well as child support payment collections and disbursements
ATG500	GC	Maui Family Support Unit	Provide paternity establishment services for child support purposes
ATG500	GC	Maui CSEA Unit	Provide child support services such as order establishment and modification, case enforcement, as well as child support payment collections
ATG500	GE	Lihue CSEA Unit	Provide child support services such as order establishment and modification, case enforcement, as well as child support payment collections
ATG500	GF	Hilo CSEA Unit	Provide child support services such as order establishment and modification, case enforcement, as well as child support payment collections

Department of the Attorney general
Organization Changes

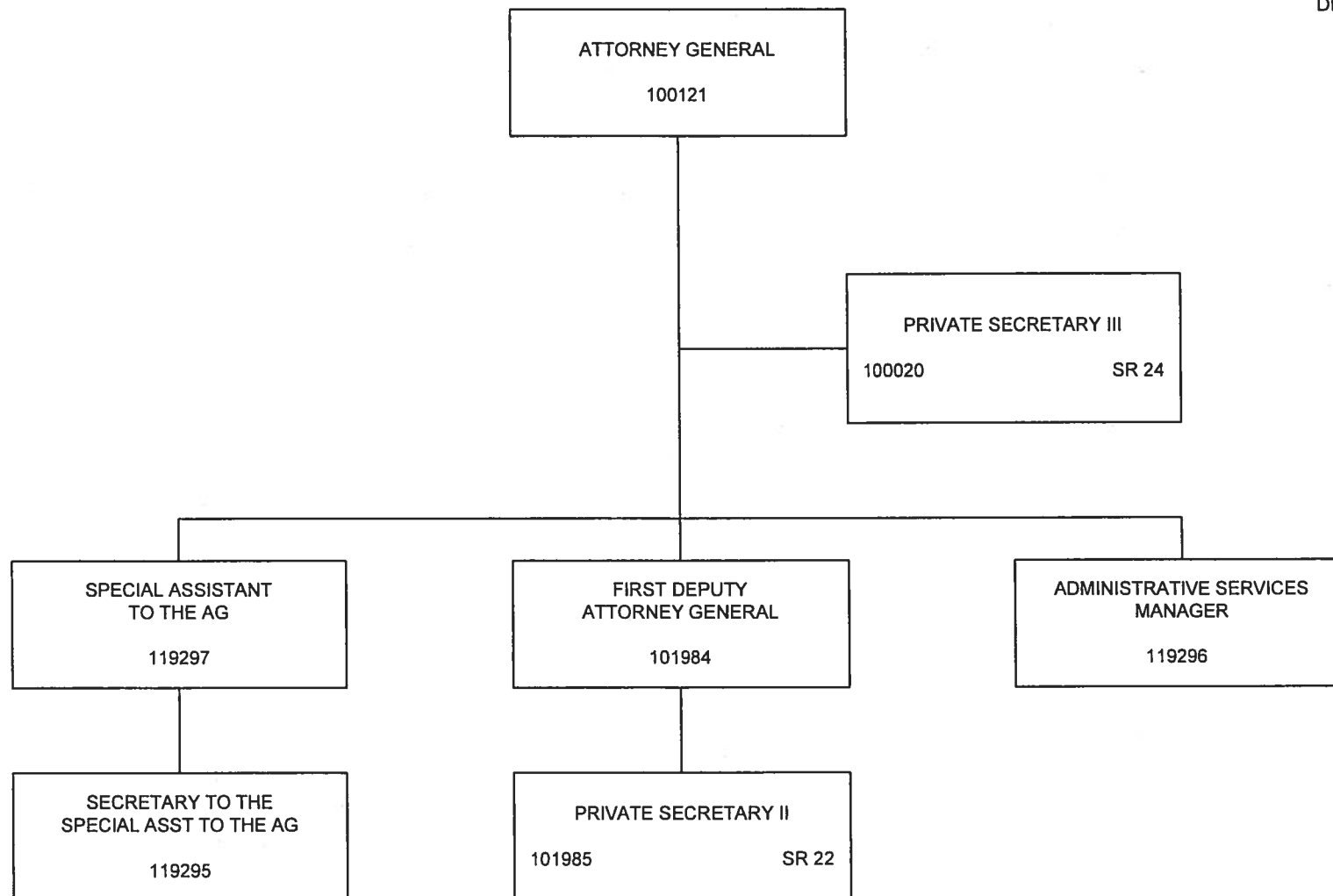
Table 18

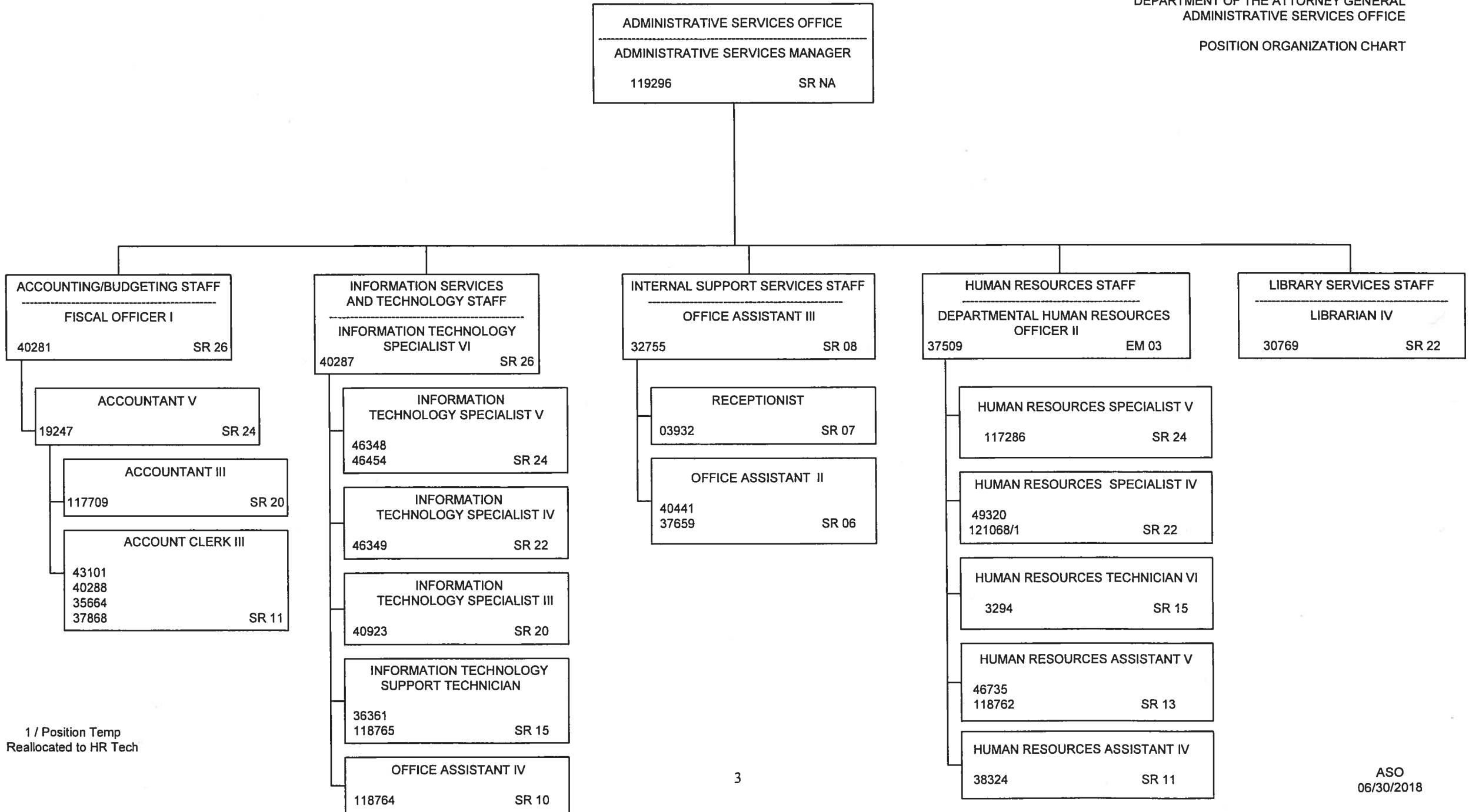
<u>Year of Change</u> <u>FY20/FY21</u>	<u>Description of Change</u>
FY 18	Administrative Services Office: Reallocate Accountant IV to Accountant V, pos. no. 19247.
FY 18	Investigations: Transfer three Investigator V positions to the Dept. of Public Safety, pos. no. 111854, 118775, 116407.
FY 18	Investigations: Reallocation of Investigator V, pos. no. 117946 to Investigator VI.
FY 18	Investigations: Reallocation of Investigator VI, pos. no. 116465 to Investigator V.
FY 18	Civil Recoveries Division: Redescribe Office Assistant III to Account Clerk II, pos. no. 43212.
FY 18	Office of Child Support Hearings: Redescribe from Legal Assistant III to Legal Clerk, pos. no. 122395.
FY 18	Civil Rights Litigation Division: Abolish Legal Clerk, pos.no. 1454.
FY 18	Child Support Enforcement Agency: Establish Office Assistant IV, pos. no. 122474.
FY 18	Child Support Enforcement Agency: Establish Program Specialist III, pos. no. 122533.
FY 18	Child Support Enforcement Agency: Redescribe General Professional to Investigator IV, pos. no. 119165.
FY 18	Child Support Enforcement Agency: Redescribe Social Services Asst IV to Office Assistant IV, pos. no. 40022, 40033, & 117868.
FY 18	Child Support Enforcement Agency: Abolish Social Services Asst IV, pos. no. 117861, 117869, & 117871.
FY 18	Education Division: Establish Legal Clerk, pos. no. 122630.
FY 18	Hawaii Criminal Justice Division: Redescribe Account Clerk II to Account Clerk IV, pos. no. 47584.
FY 18	Hawaii Criminal Justice Division: Reallocate Information Technology Spclt IV to Information Technology Spclt V, pos. no. 47334.
FY 18	Hawaii Criminal Justice Division: Establish Criminal History Record (Audit), pos. nos.: 122665, nte 12/30/19.
FY 18	Hawaii Criminal Justice Division: Abolish Office Assistant IV, pos. nos. 119339.
FY 19	Commerce and Economic Division (CED) & Civil Recoveries Division (CRD): Re-Organization of the Notary section. Transfer three (3) positions PN# 40555, 110305, & 119100 from CED to CRD.
FY 19	Criminal Justice Division: Establish Investigator V, pos. no. 122746.
FY 19	Criminal Justice Division: Establish Legal Clerk, pos. no. 122765.
FY 19	Criminal Justice Division: Establish Office Assistant IV, pos. no. 122832.
FY 19	Criminal Prevention and Justice Assistance Division: Abolish pos. no. 121724, Criminal Justice Planning Spclt.
FY 19	Hawaii Criminal Justice Division: Reallocate Program Spclt III to Program Spclt IV, pos. no. 118631.
FY 19	Civil Recoveries Division: Establish Legal Assistant III, pos. no. 122807.
FY 19	Civil Recoveries Division: Establish Deputy Attorney General, pos. no. 122808.



STATE OF HAWAII
DEPARTMENT OF THE ATTORNEY GENERAL
OFFICE OF THE ATTORNEY GENERAL

POSITION ORGANIZATION CHART

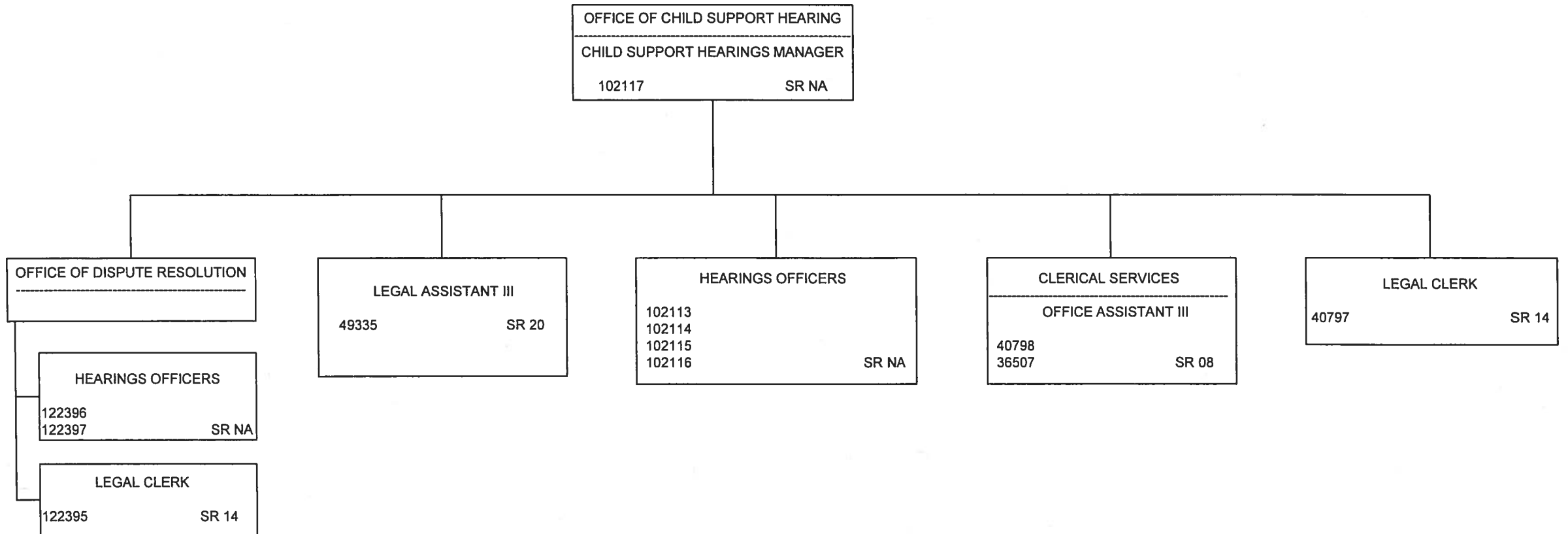




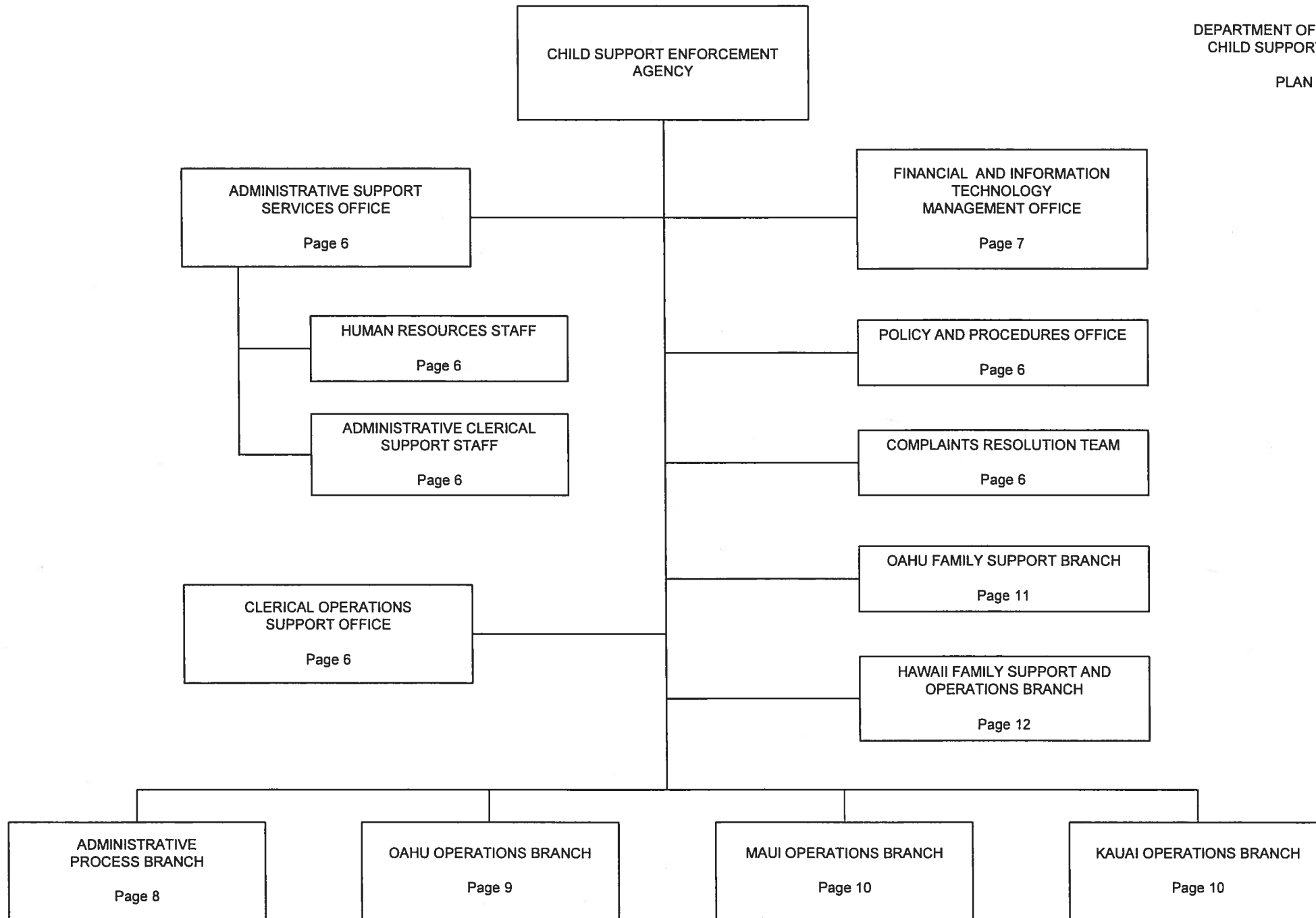
1 / Position Temp
 Reallocated to HR Tech

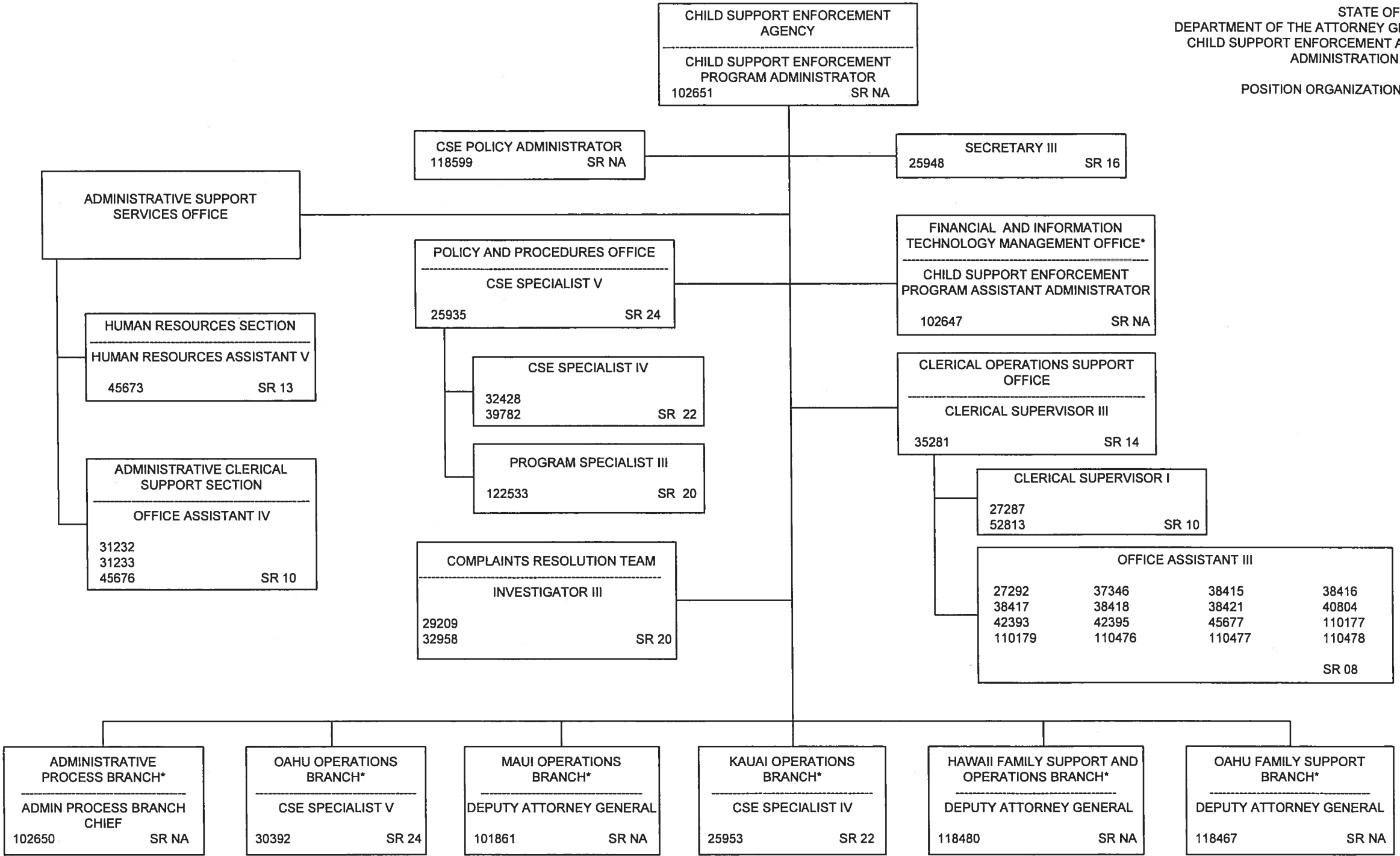
STATE OF HAWAII
DEPARTMENT OF THE ATTORNEY GENERAL
OFFICE OF CHILD SUPPORT HEARINGS

POSITION ORGANIZATION CHART

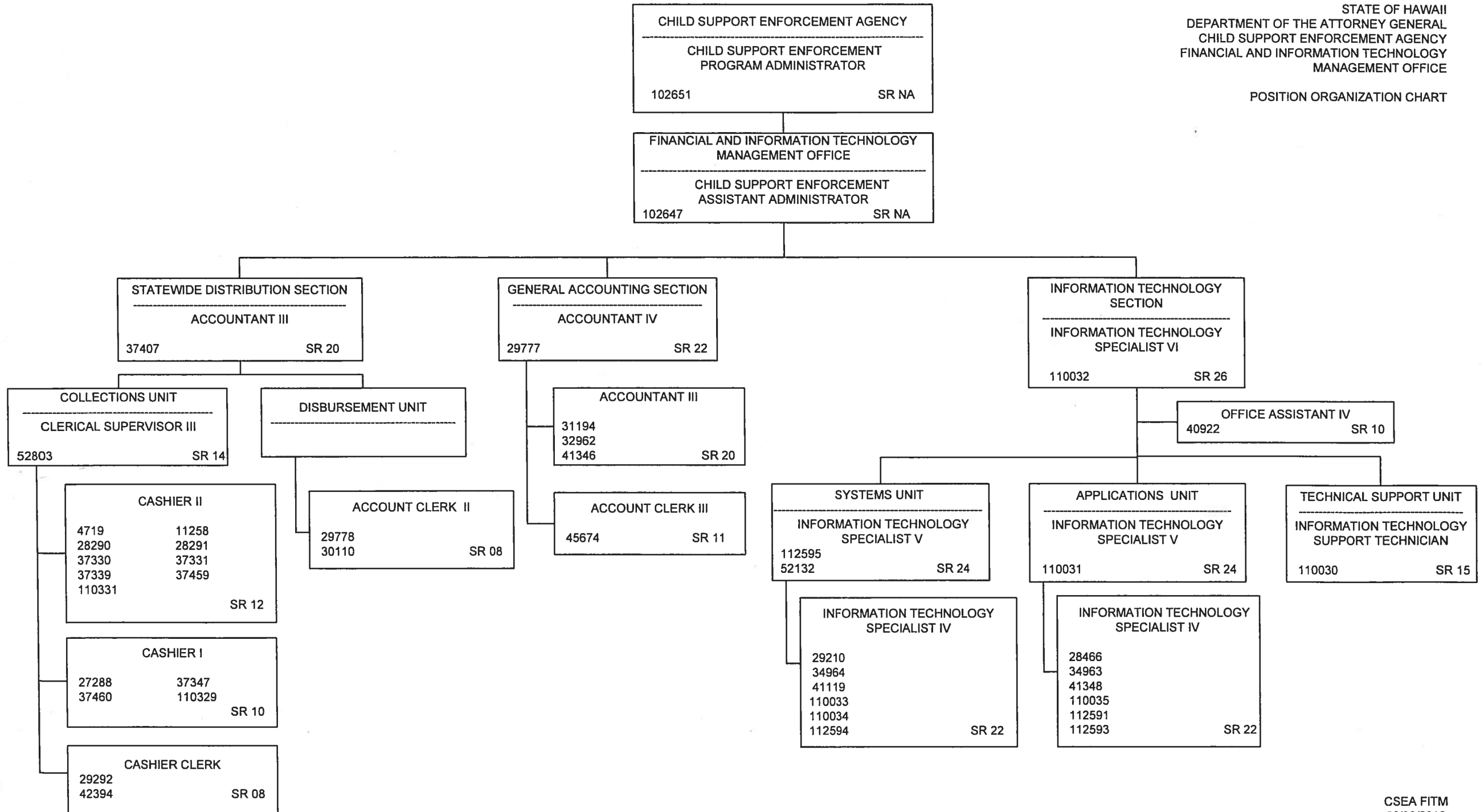


PLAN OF ORGANIZATION CHART



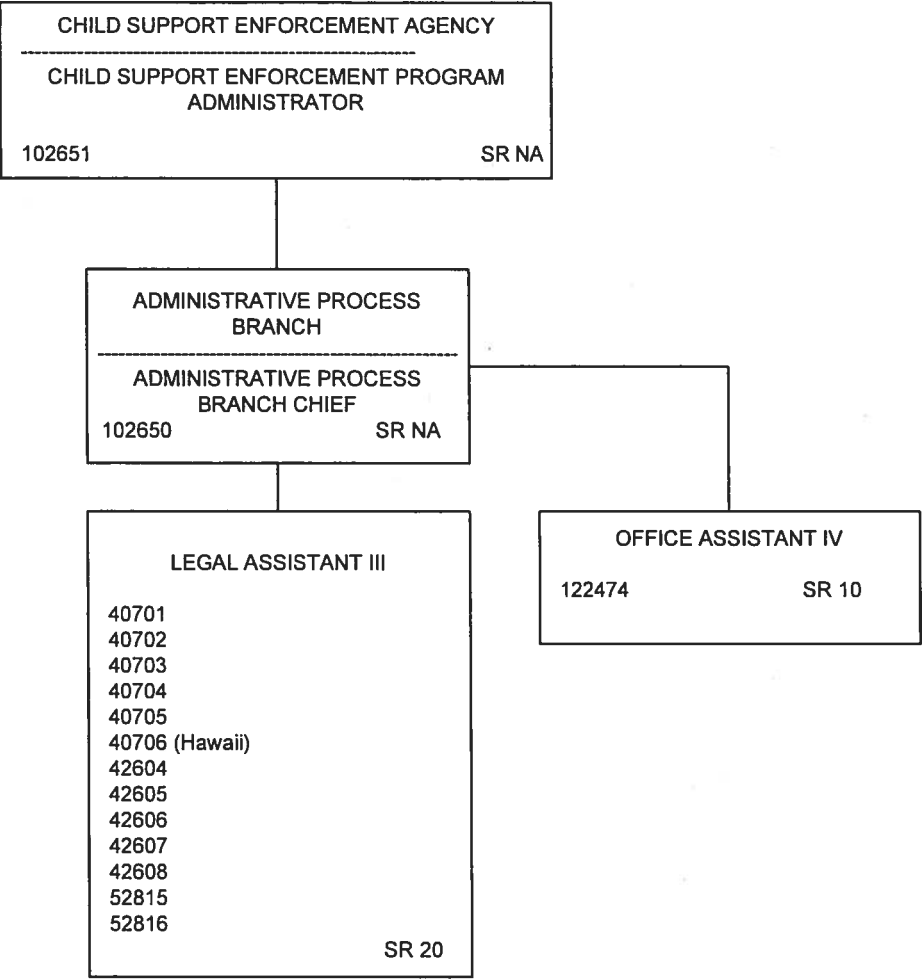


* Refer to following pages



STATE OF HAWAII
DEPARTMENT OF THE ATTORNEY GENERAL
CHILD SUPPORT ENFORCEMENT AGENCY
ADMINISTRATIVE PROCESS BRANCH

POSITION ORGANIZATION CHART



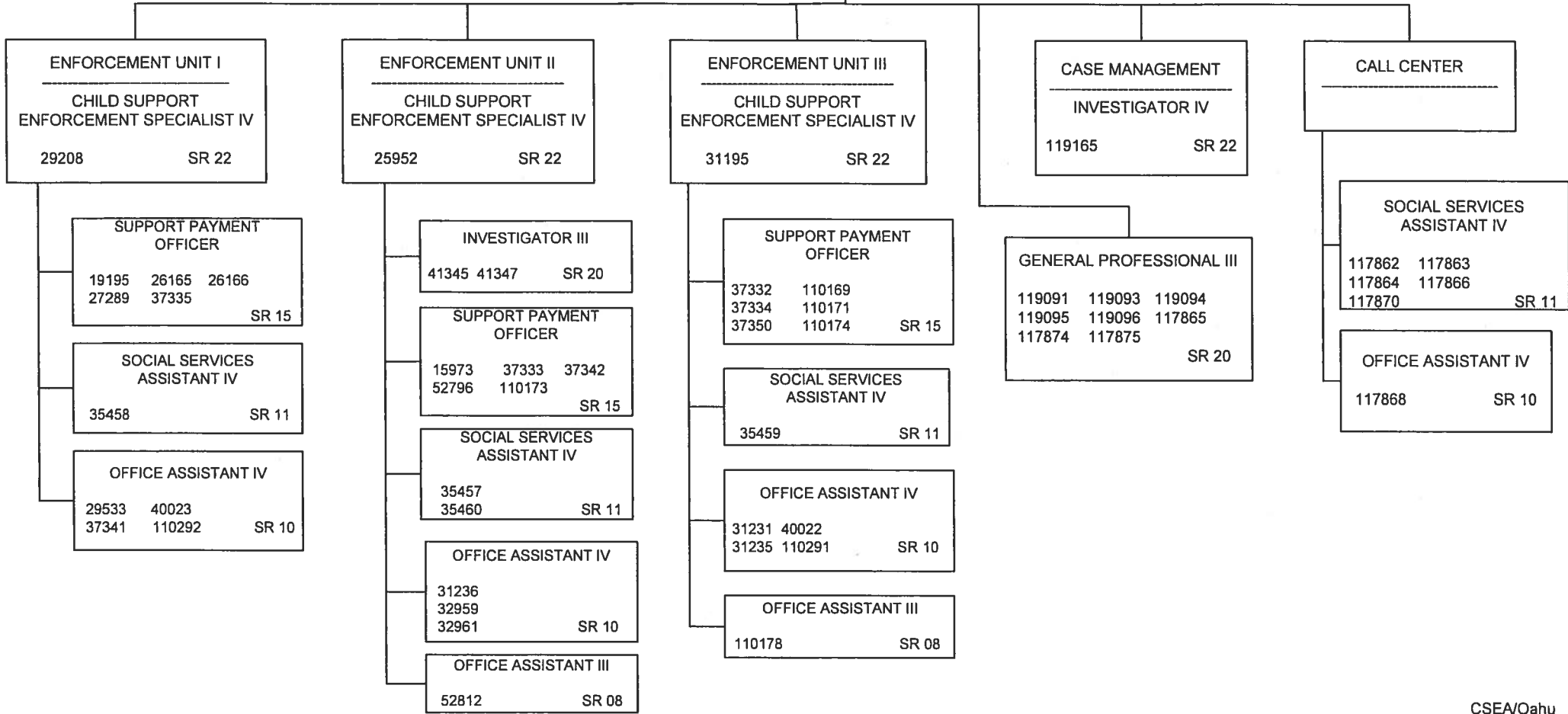
CHILD SUPPORT ENFORCEMENT AGENCY
 CHILD SUPPORT ENFORCEMENT PROGRAM ADMINISTRATOR
 102651 SR NA

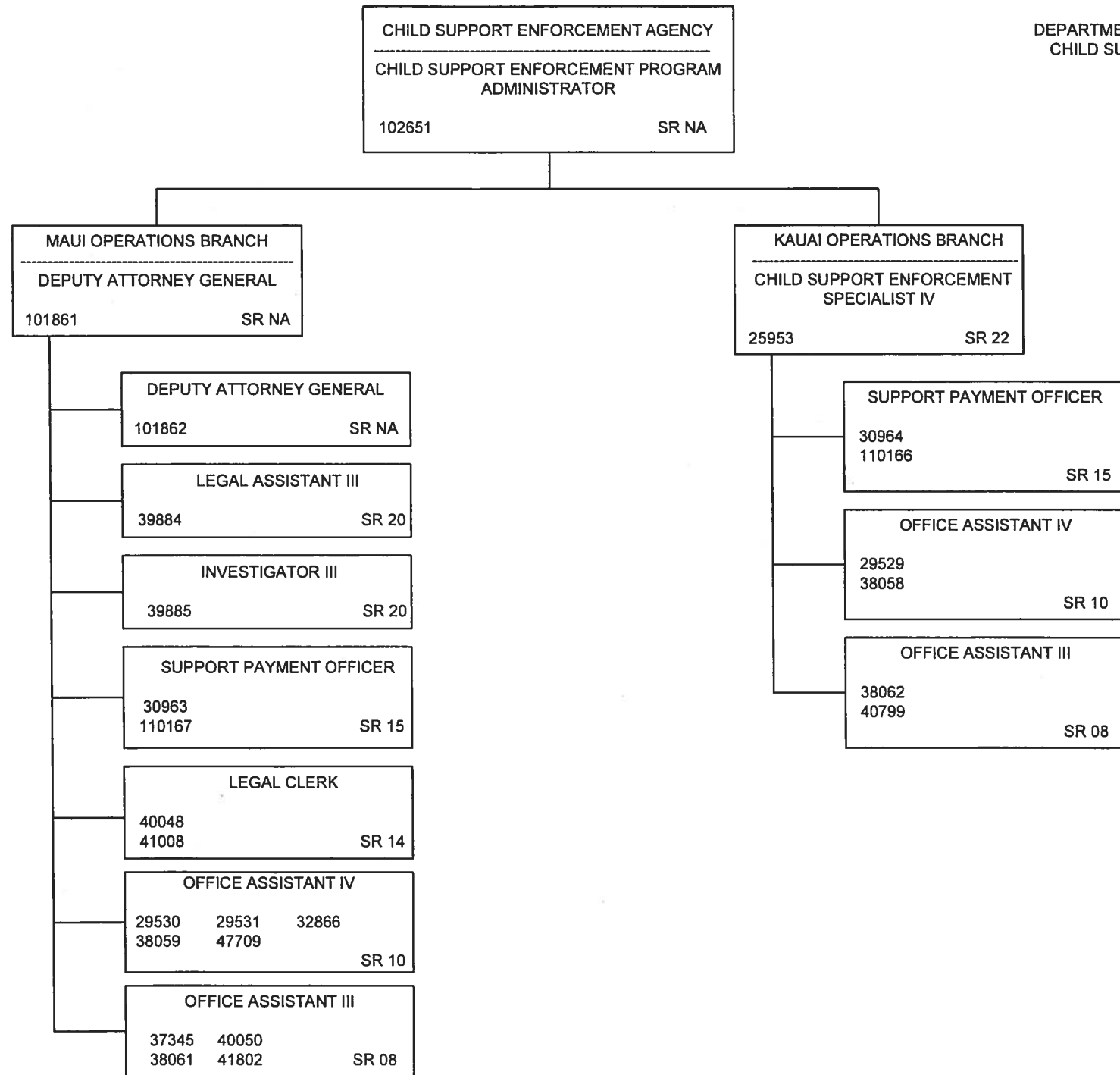
STATE OF HAWAII
 DEPARTMENT OF THE ATTORNEY GENERAL
 CHILD SUPPORT ENFORCEMENT AGENCY
 OAHU OPERATIONS BRANCH

POSITION ORGANIZATION CHART

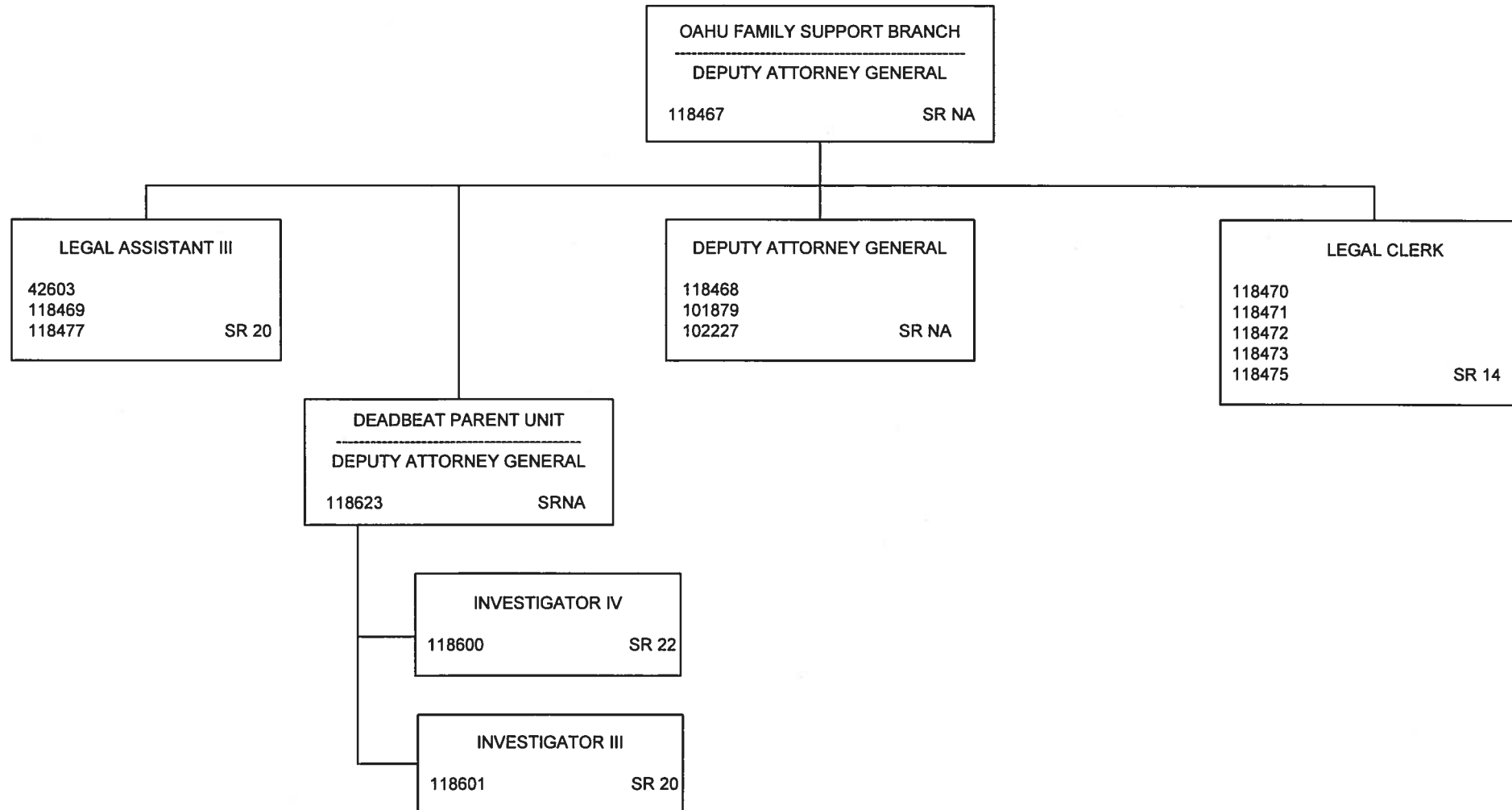
OAHU OPERATIONS BRANCH
 CHILD SUPPORT ENFORCEMENT SPECIALIST V
 30392 SR 24

OFFICE ASSISTANT IV
 37340 SR 10

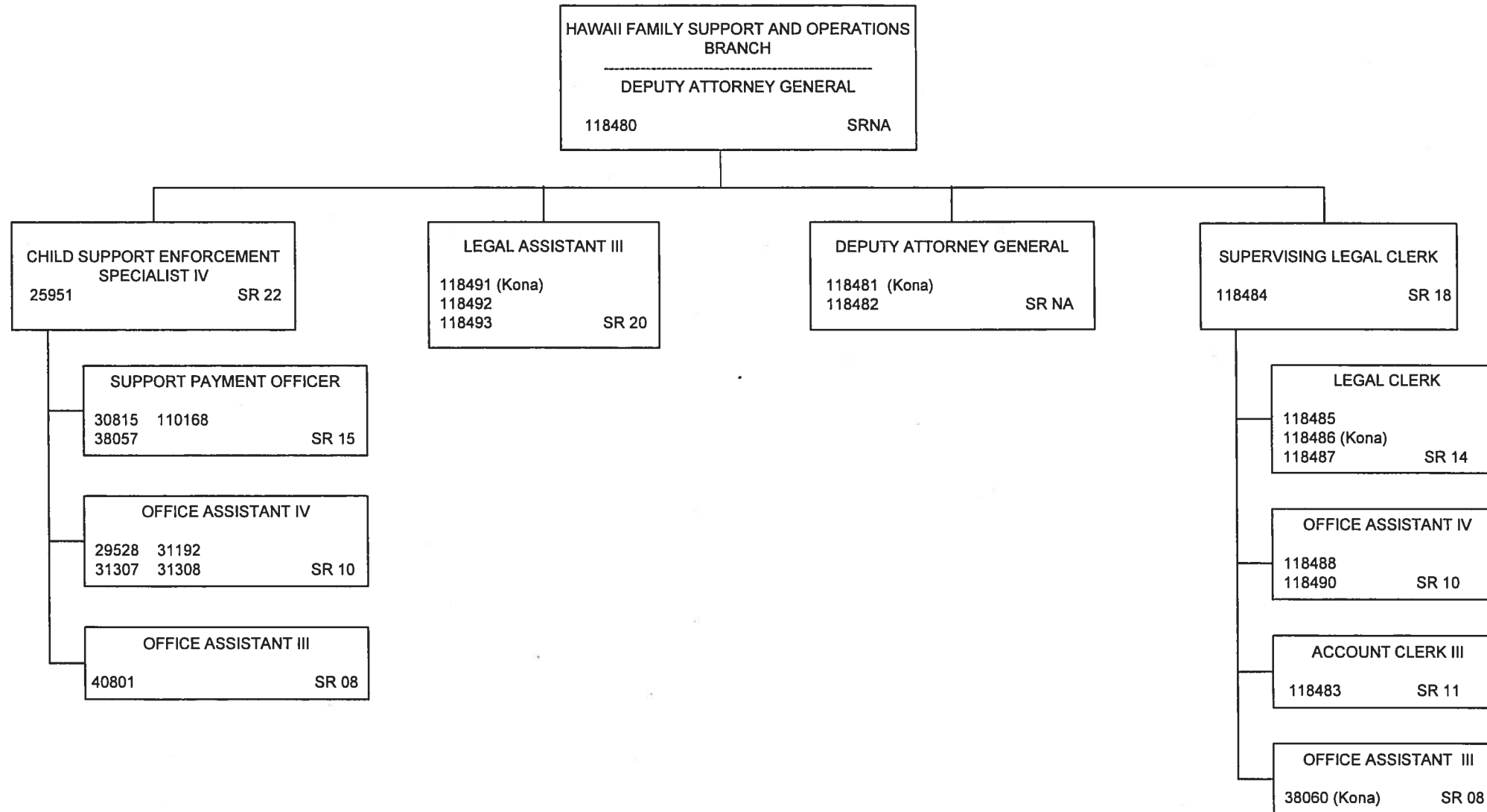


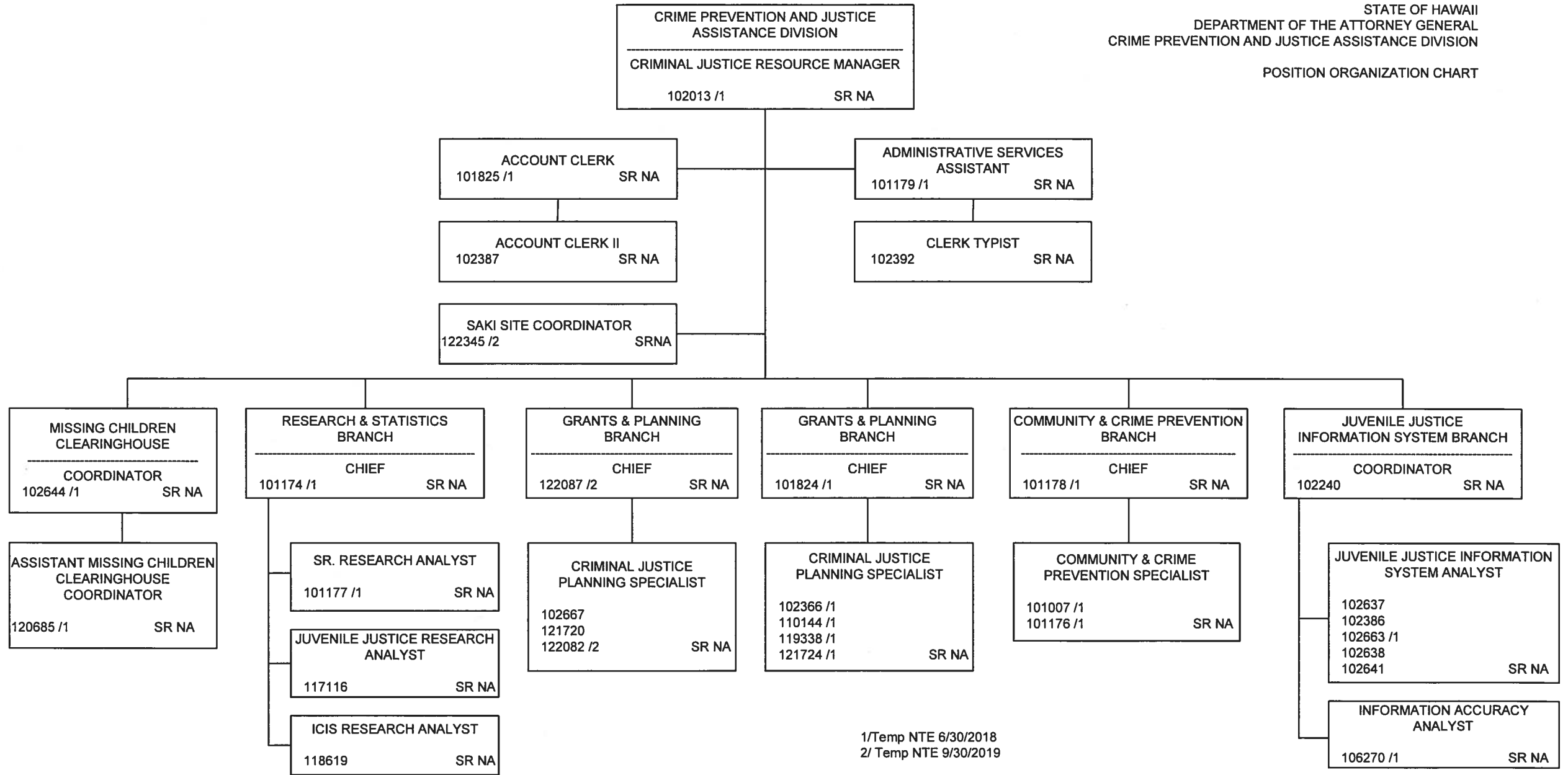


POSITION ORGANIZATION CHART



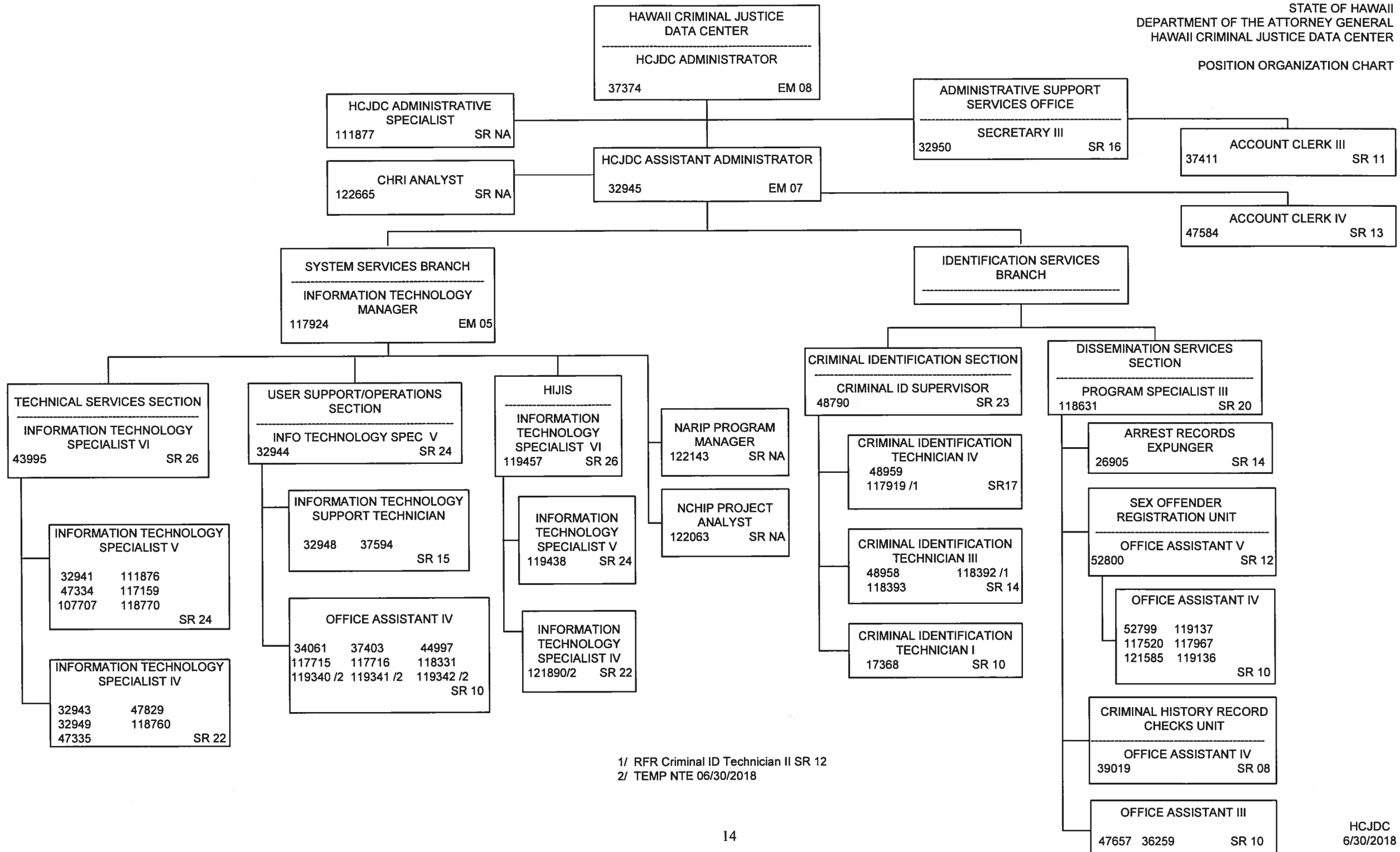
POSITION ORGANIZATION CHART

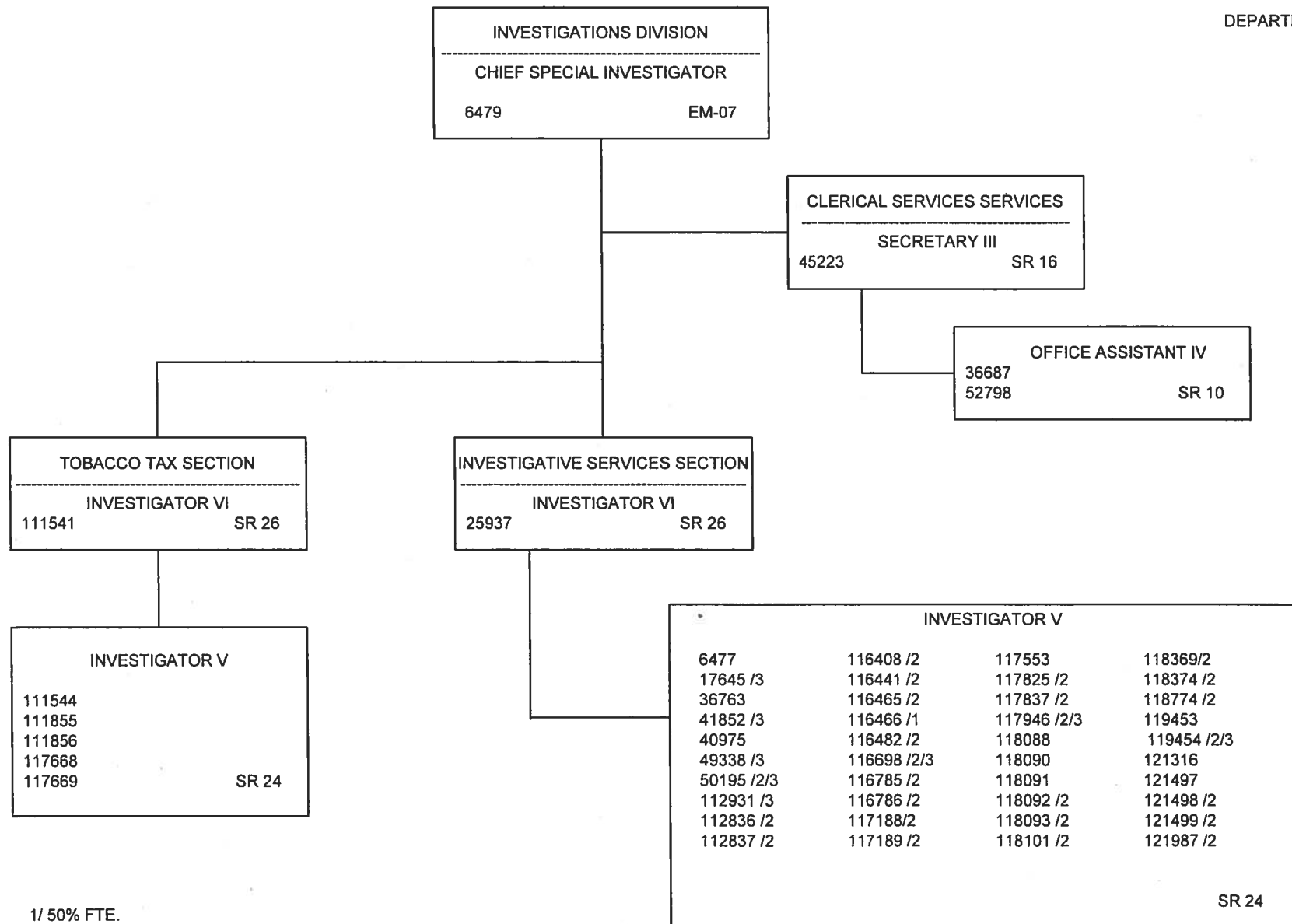




1/Temp NTE 6/30/2018
 2/ Temp NTE 9/30/2019

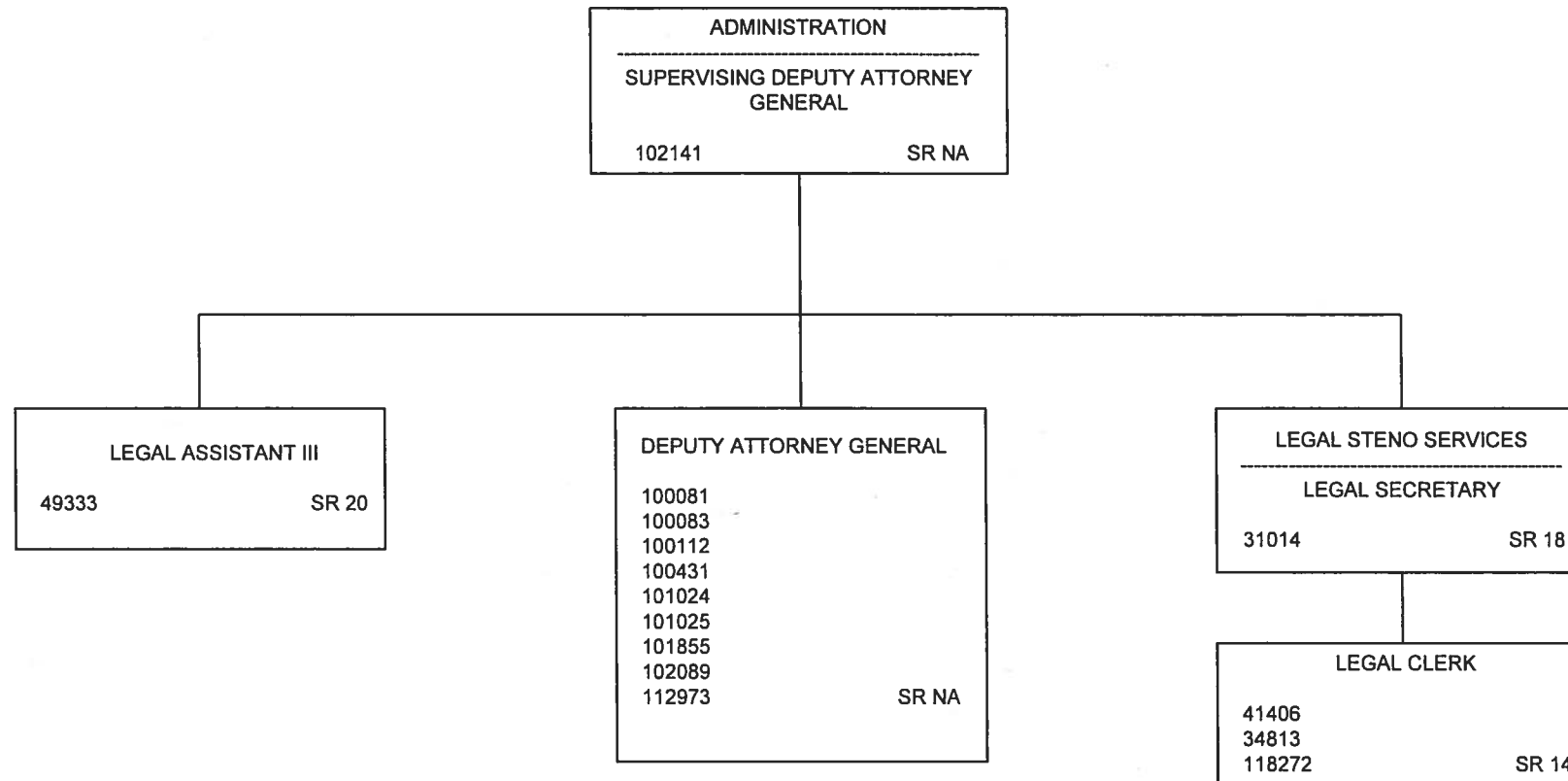
POSITION ORGANIZATION CHART

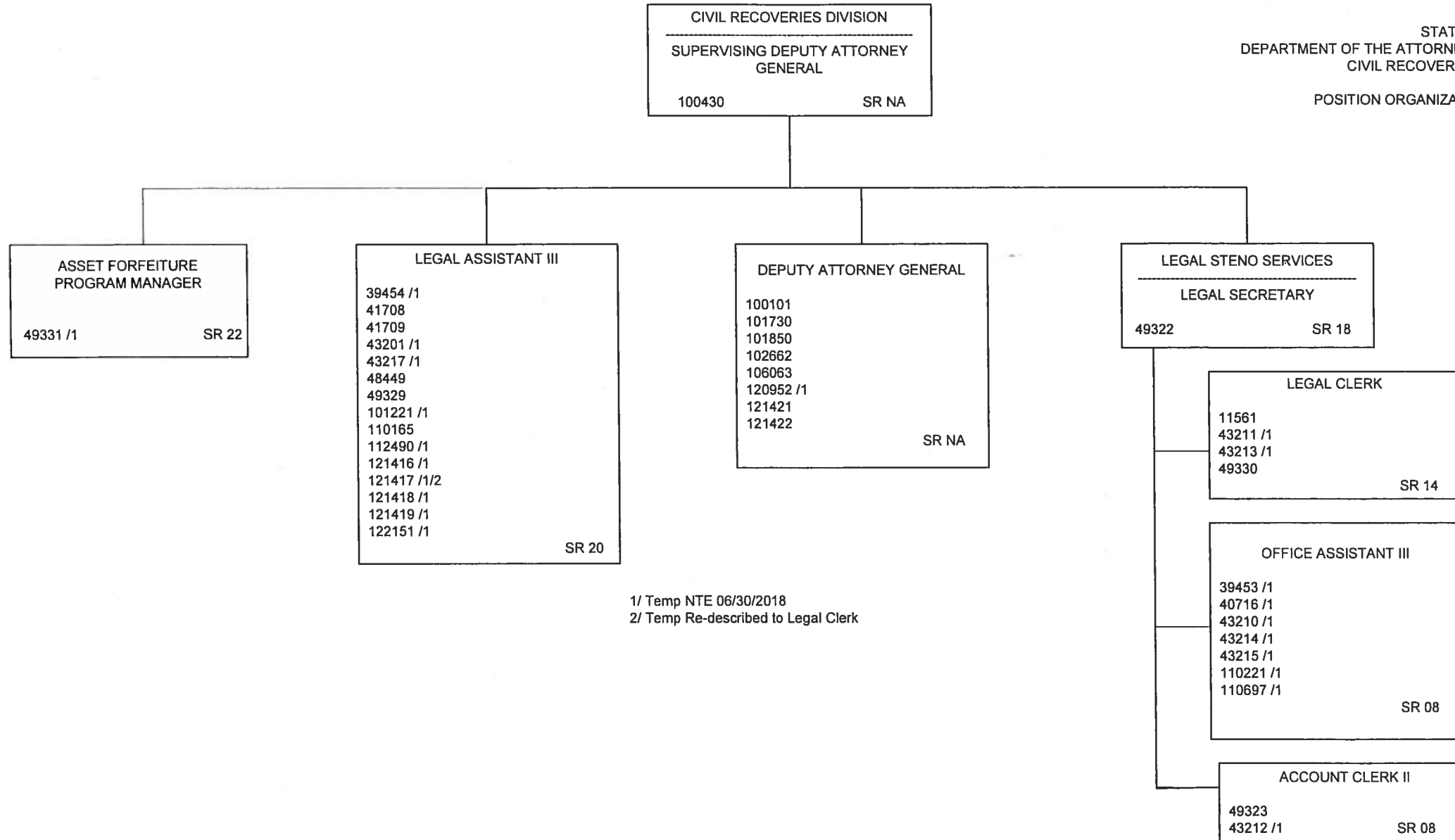




1/ 50% FTE.
 2/ Temp NTE 06/30/2018
 3/ Temp reallocation to Investigator VI

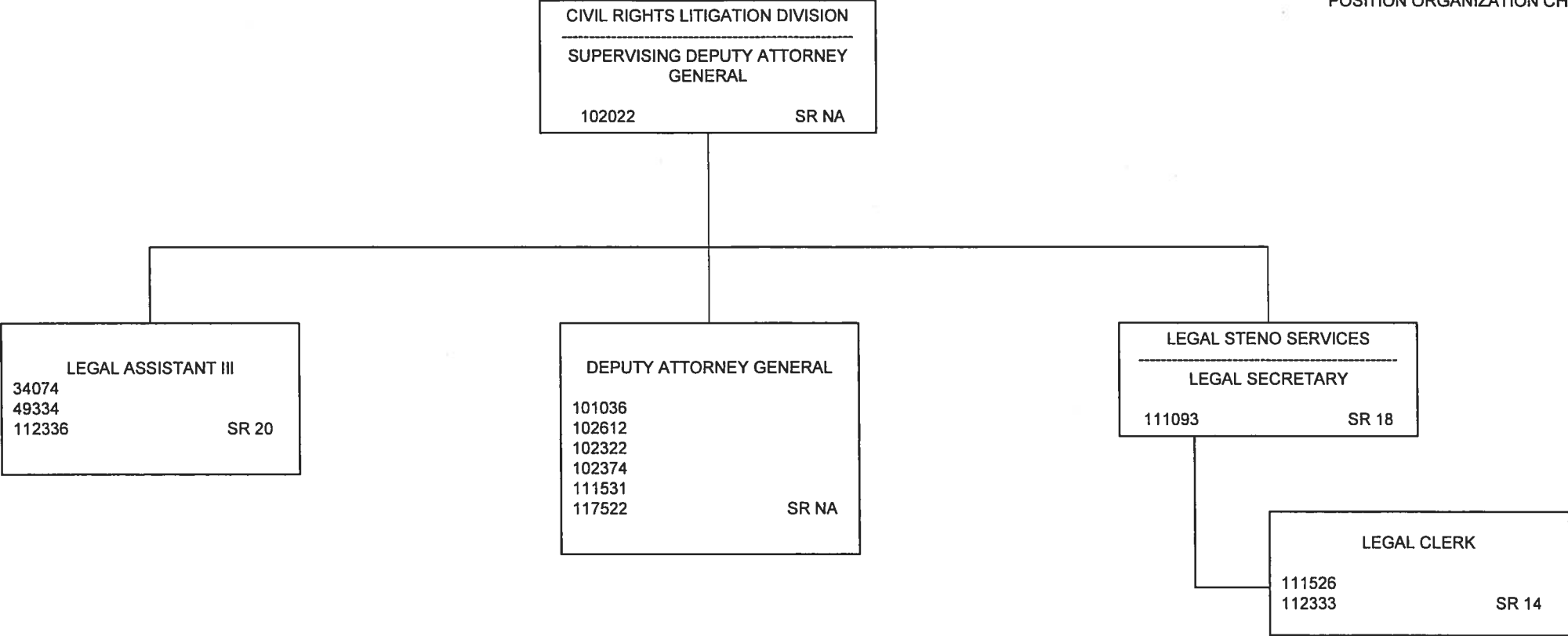
POSITION ORGANIZATION CHART



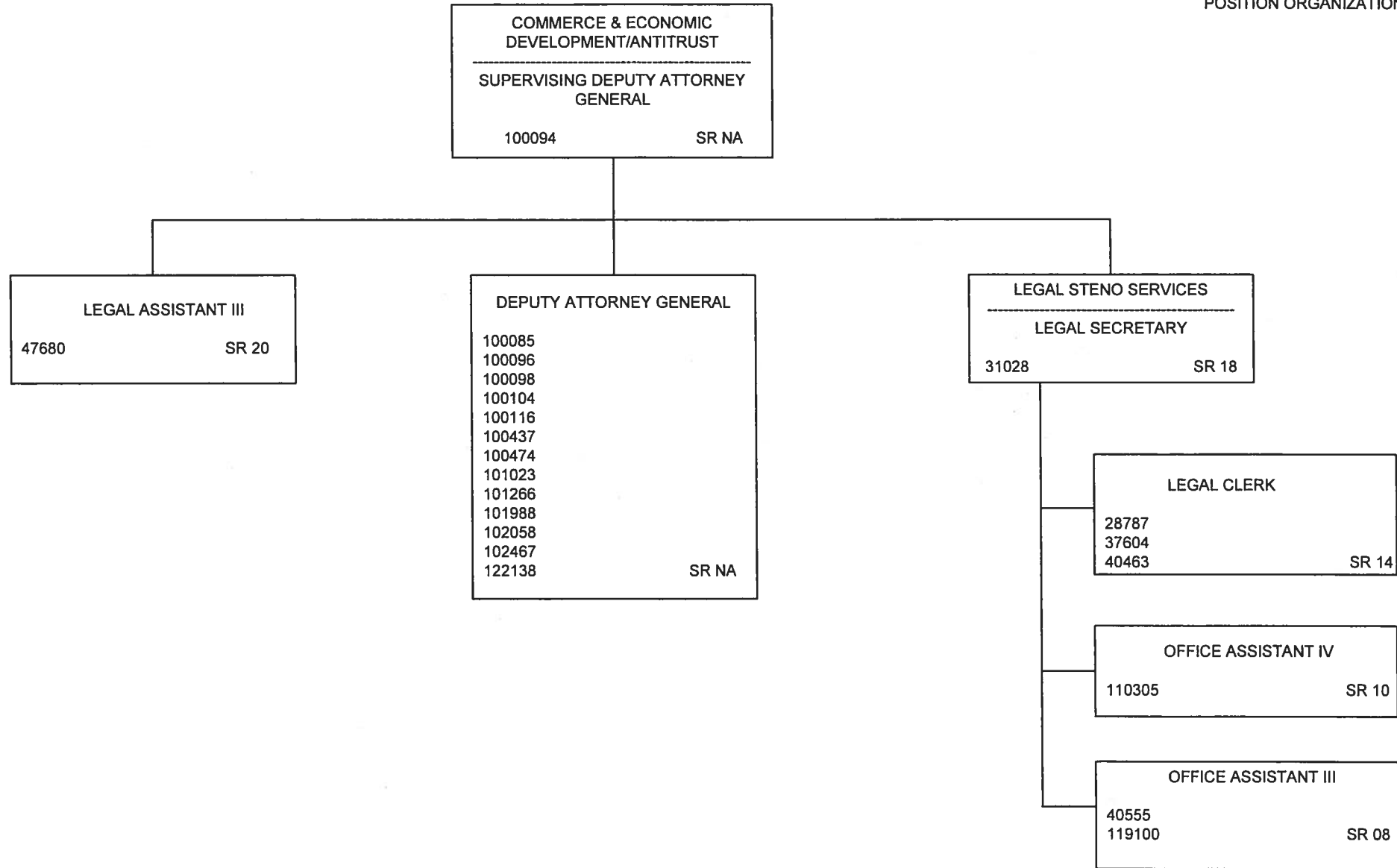


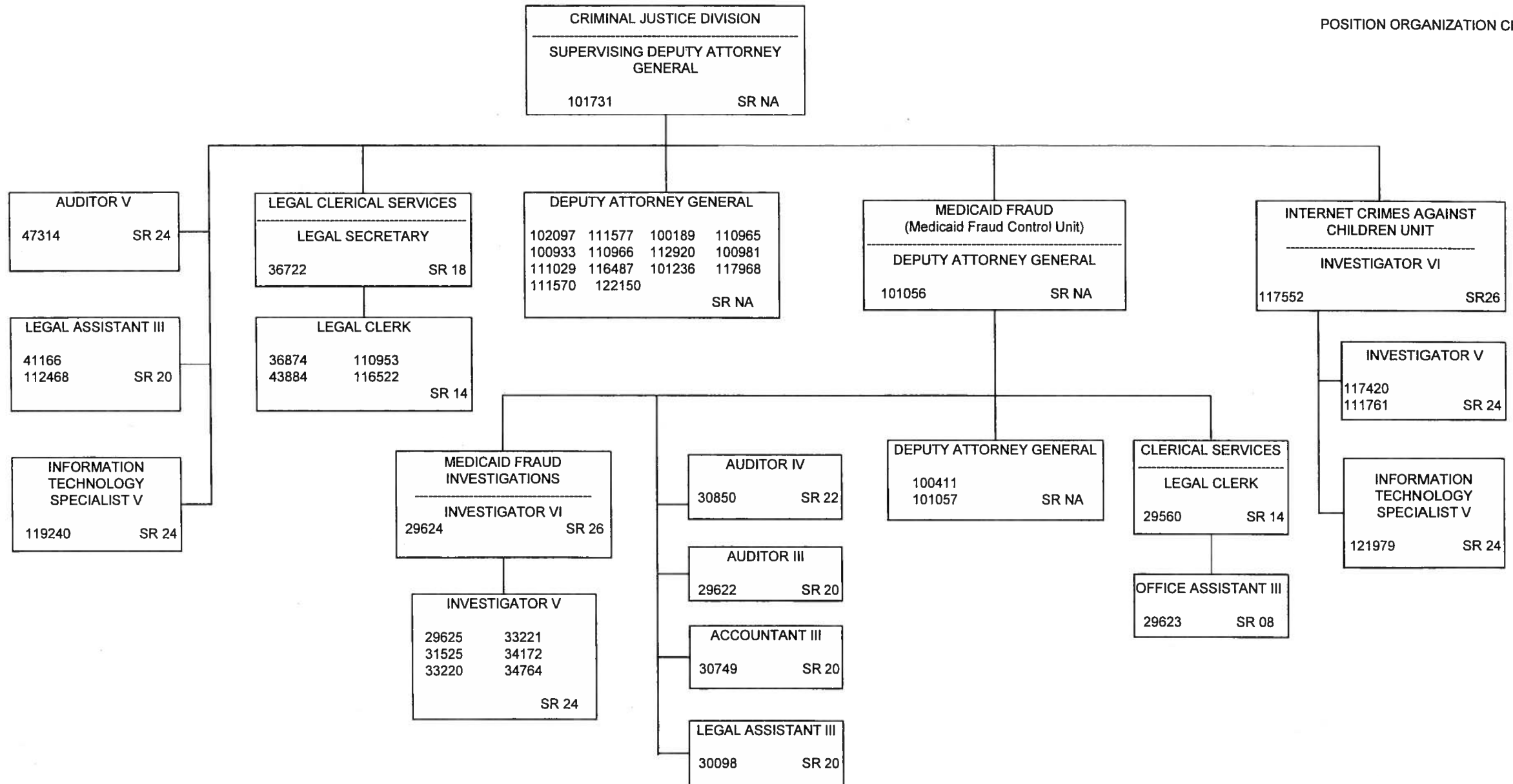
1/ Temp NTE 06/30/2018
2/ Temp Re-described to Legal Clerk

POSITION ORGANIZATION CHART

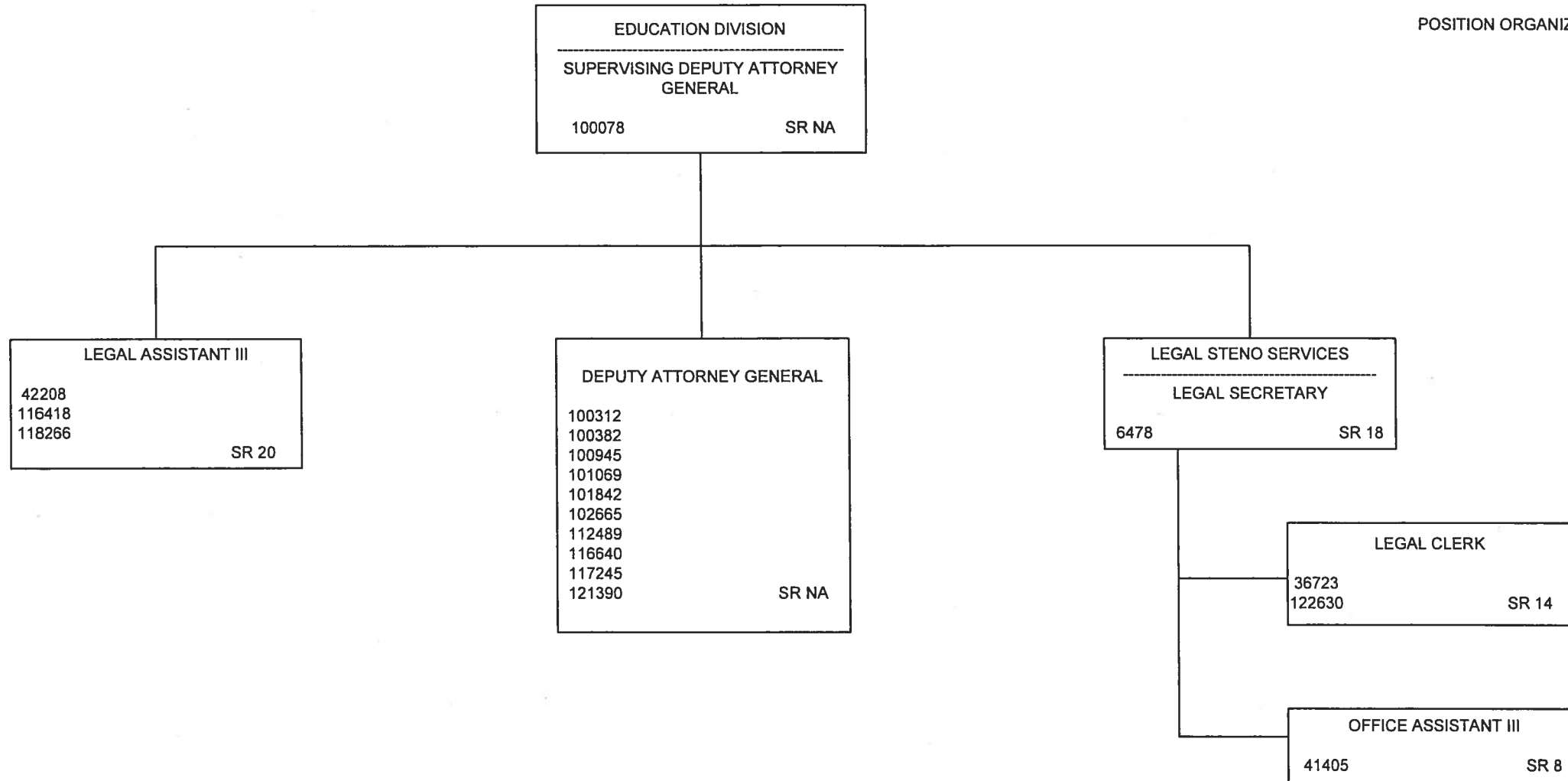


POSITION ORGANIZATION CHART

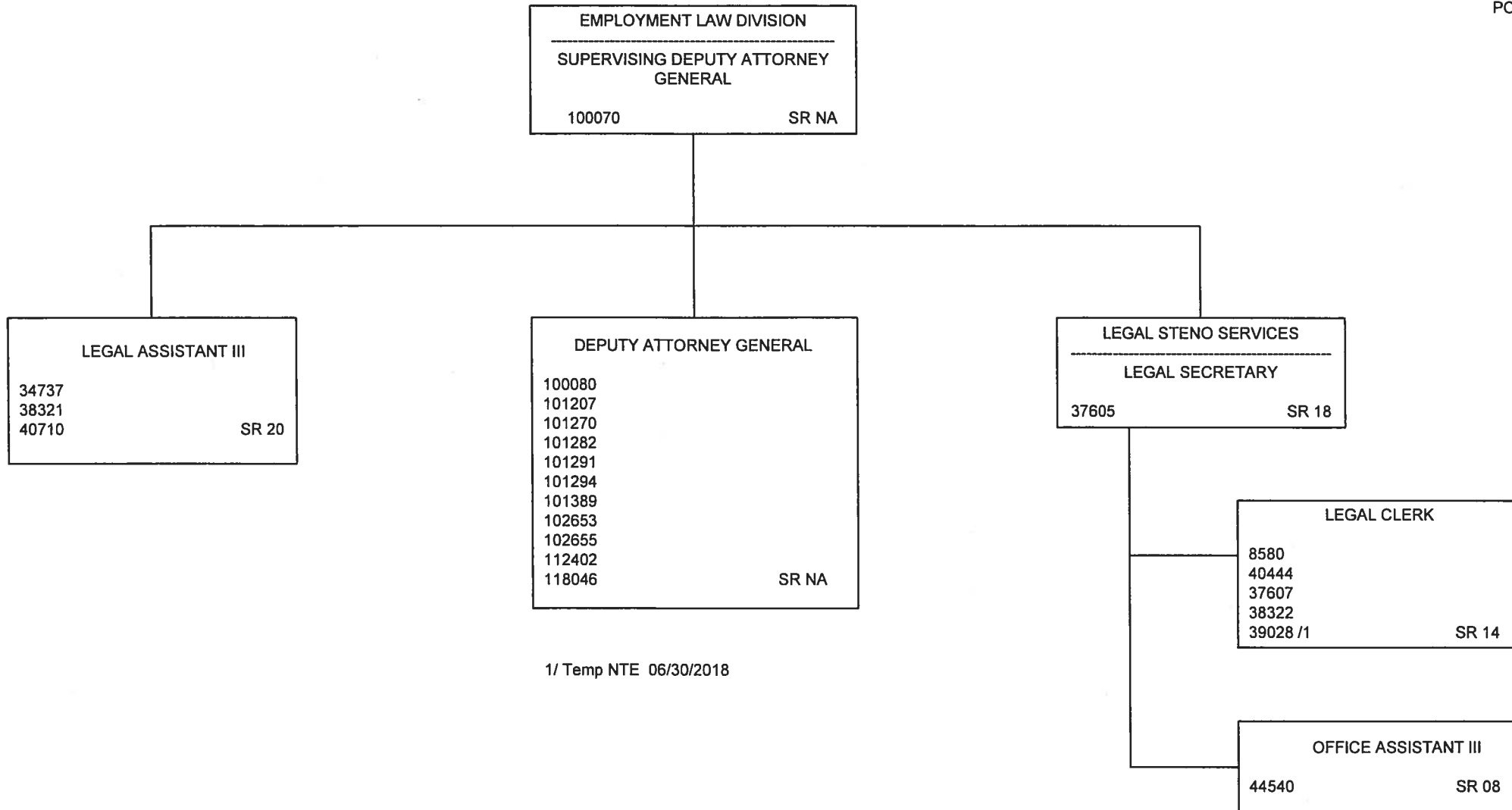


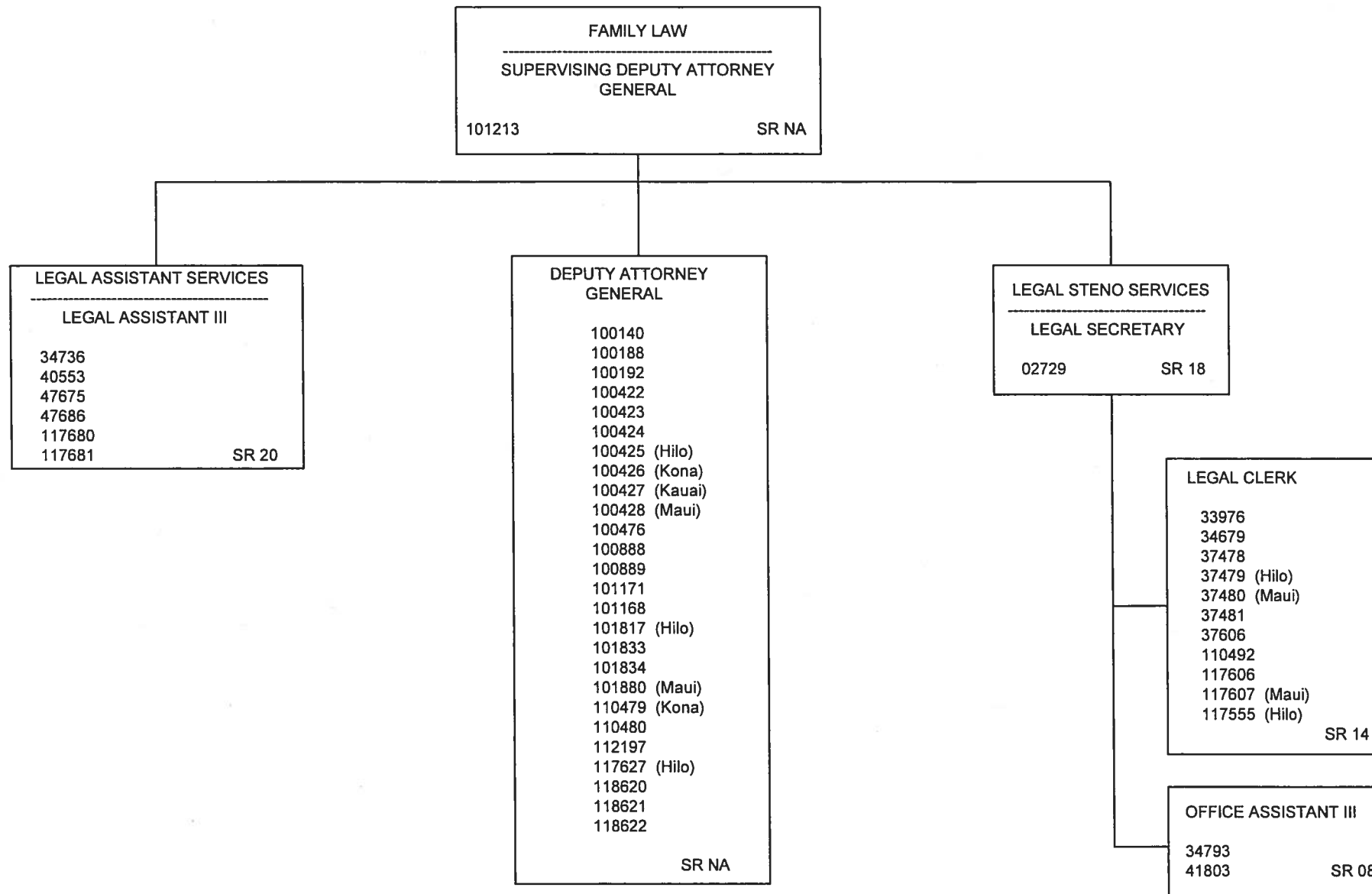


POSITION ORGANIZATION CHART

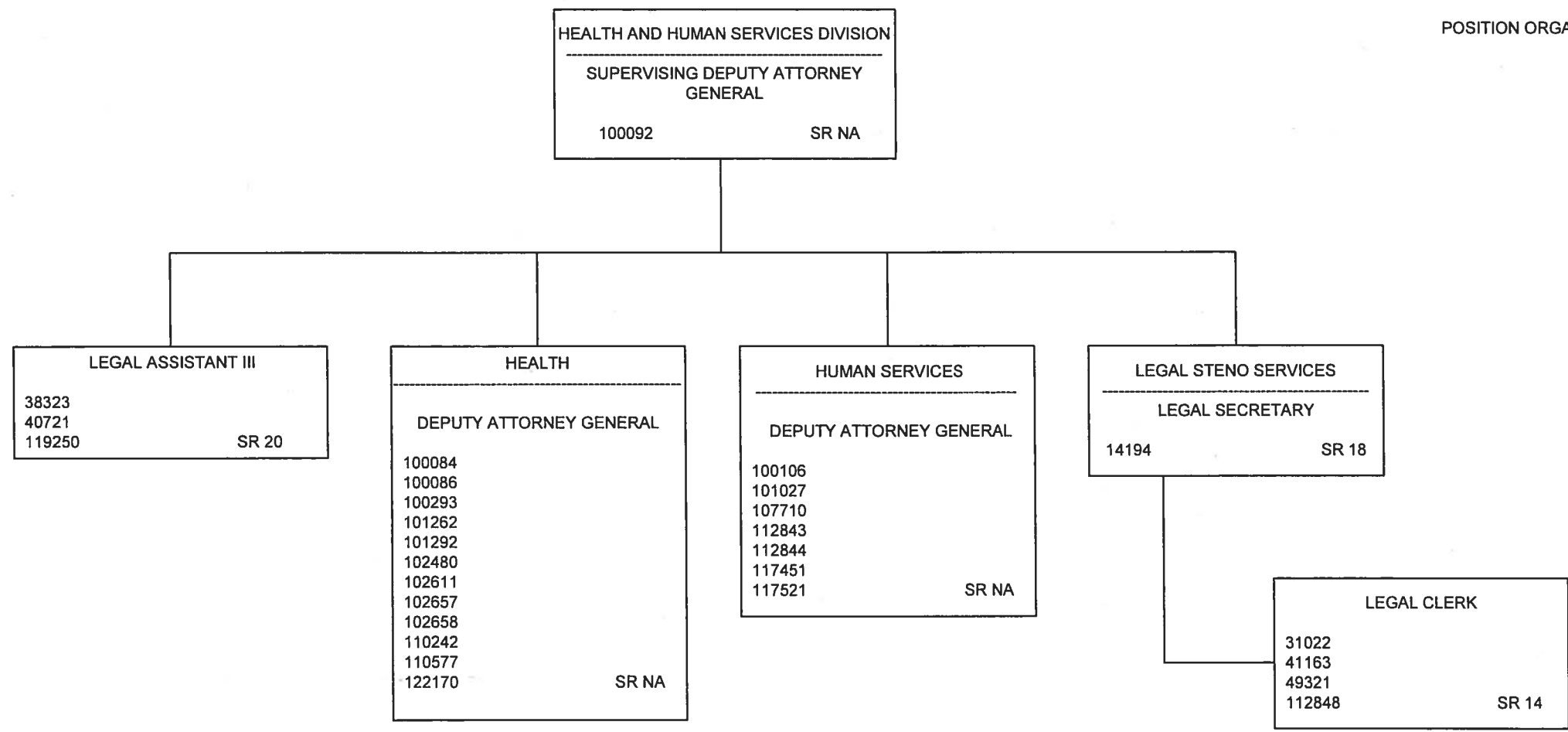


POSITION ORGANIZATION CHART

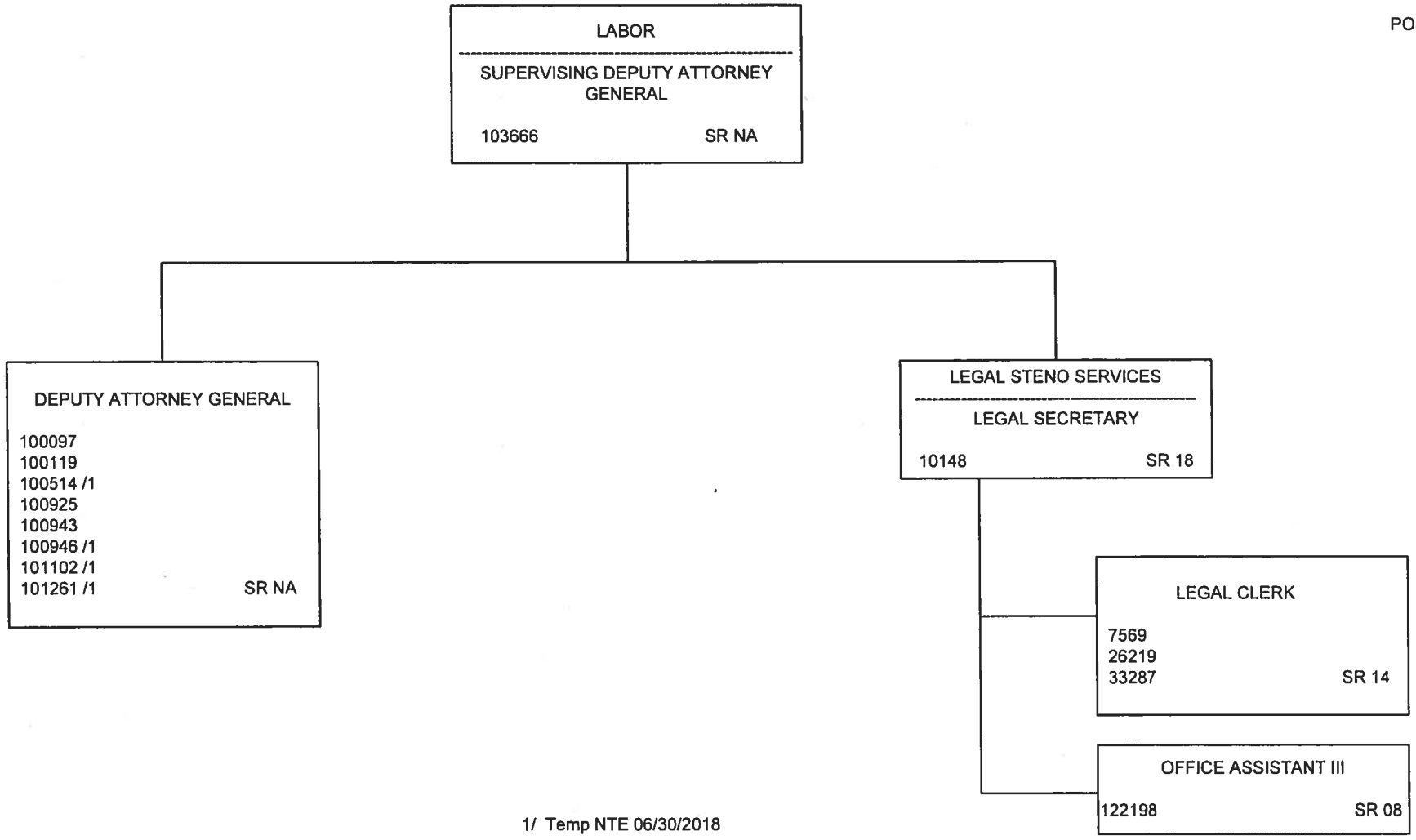




POSITION ORGANIZATION CHART

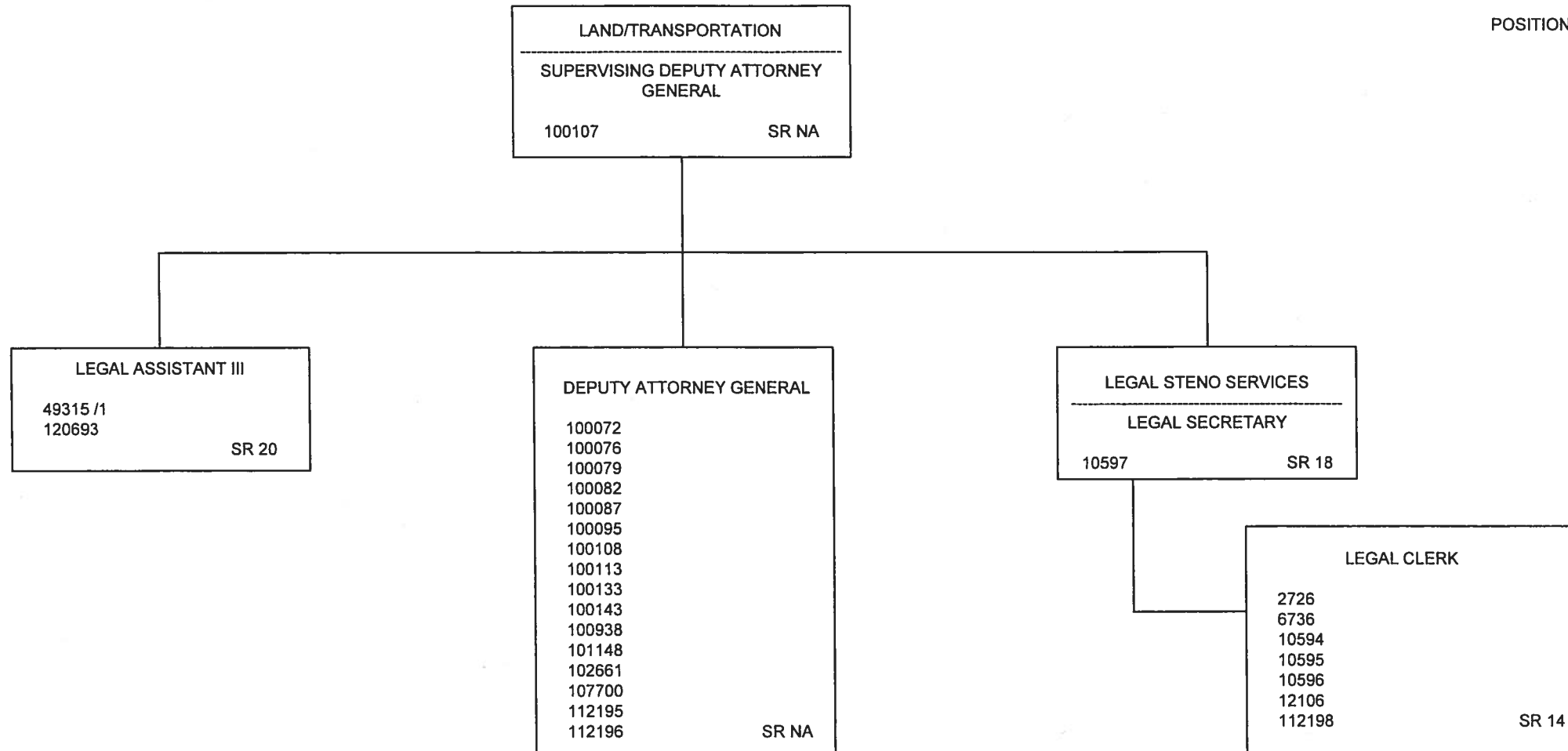


POSITION ORGANIZATION CHART



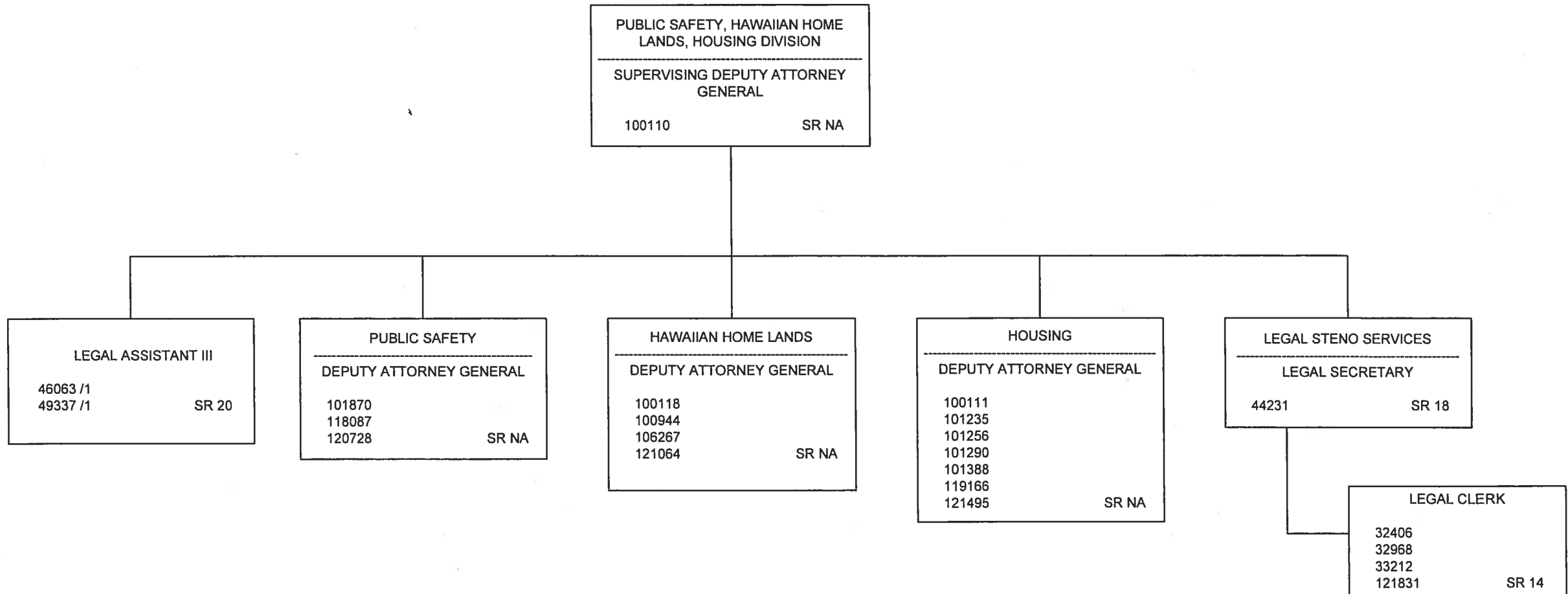
1/ Temp NTE 06/30/2018

POSITION ORGANIZATION CHART

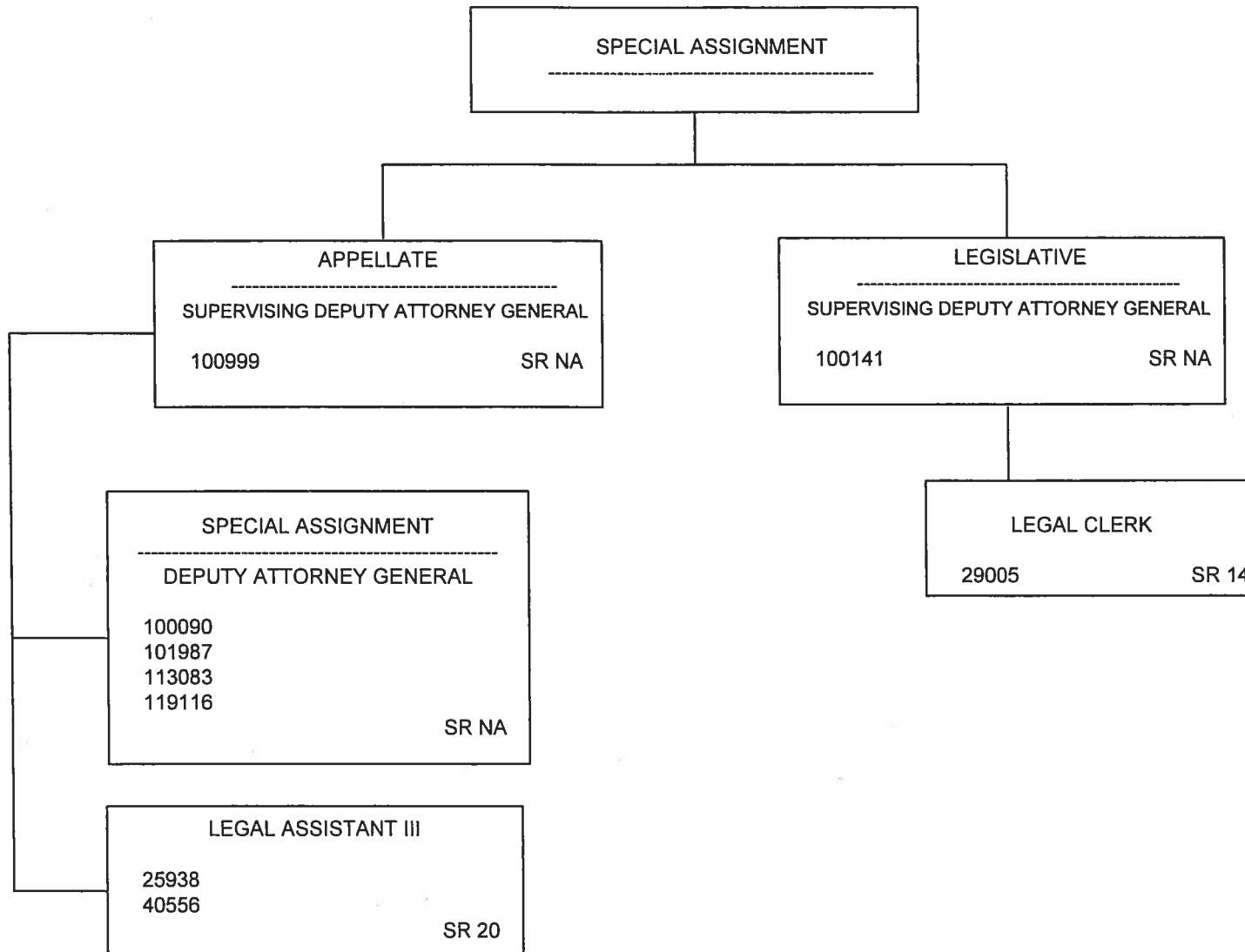


1/ Temp NTE 06/30/2018

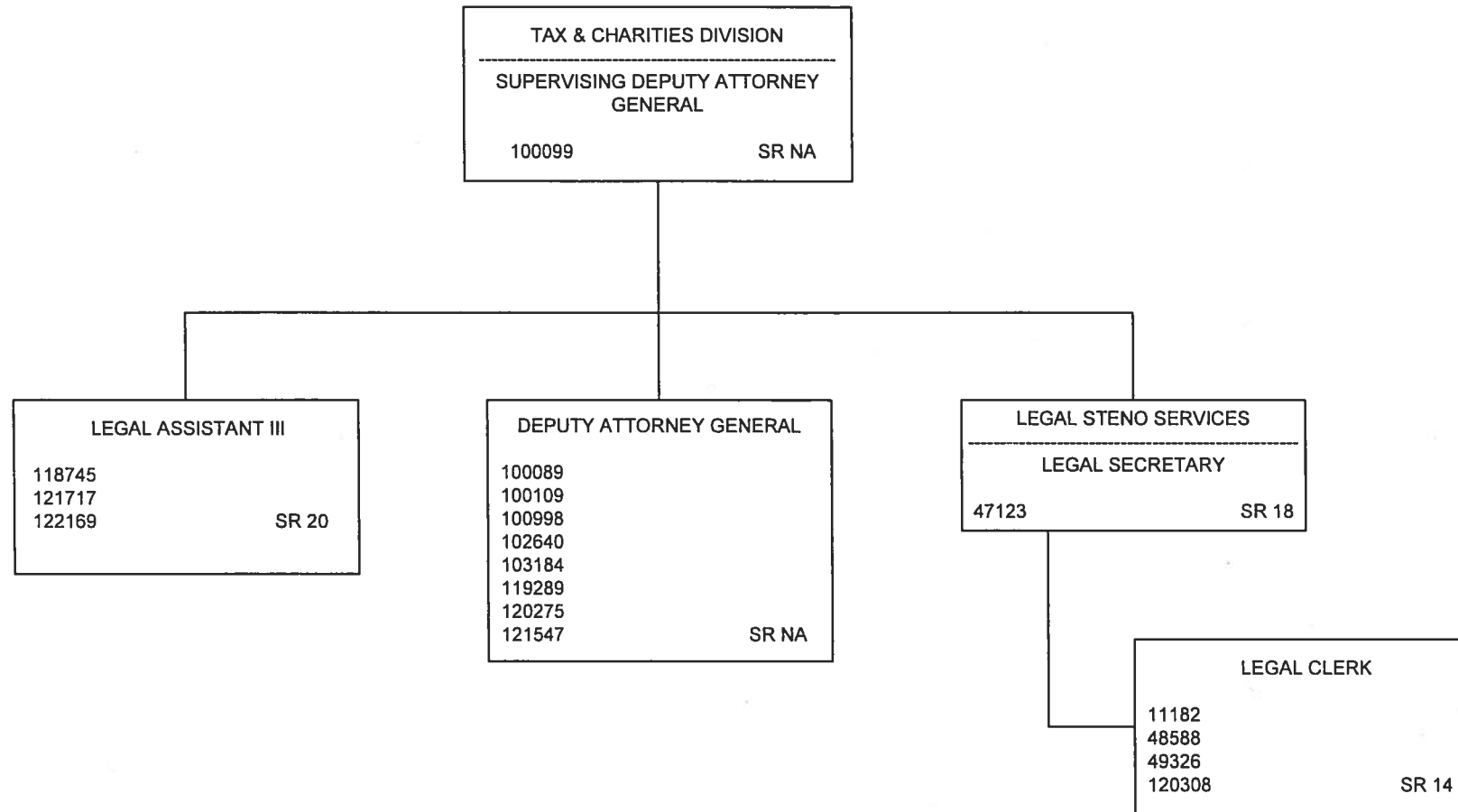
POSITION ORGANIZATION CHART



1/ Temp NTE 06/30/2018



POSITION ORGANIZATION CHART



POSITION ORGANIZATION CHART

