


DAVID Y. IGE  
GOVERNOR



HAKIM OUANSAFI  
EXECUTIVE DIRECTOR

**STATE OF HAWAII**  
DEPARTMENT OF HUMAN SERVICES  
HAWAII PUBLIC HOUSING AUTHORITY  
1002 NORTH SCHOOL STREET  
Honolulu, Hawaii 96817

BARBARA E. ARASHIRO  
EXECUTIVE ASSISTANT

Statement of  
**Executive Director Hakim Ouansafi**  
Hawaii Public Housing Authority  
Before the

**SENATE COMMITTEE ON WAYS AND MEANS**

January 17, 2018 1:30 P.M.  
Room 211, Hawaii State Capitol

In consideration of  
**INFORMATIONAL BRIEFING RELATING TO  
THE STATE DEPARTMENT OF HUMAN SERVICES BUDGET**

Honorable Chair Dela Cruz and Members of the Senate Committee on Ways and Means, thank you for the opportunity to provide you with comments regarding the Department of Human Services – Hawaii Public Housing Authority budget programs HMS 220, 222 and 229.

**Overview**

I. Mission Statement

The Hawaii Public Housing Authority (HPHA) is committed to providing adequate and affordable housing, economic opportunity and a suitable living environment free from discrimination.

II. Current State-Wide Conditions Affecting HPHA

- Homelessness

The HPHA is the sole statewide public housing agency for the State of Hawaii, and was established by the Territory of Hawaii in 1935 to provide safe, decent, and sanitary housing for low-income residents. While there is a complex hierarchy of needs that exist for people who are homeless, the HPHA plays an integral part in combatting the homeless crisis through its public housing and rental subsidy programs.

During fiscal year 2017 (FY17), the HPHA worked with homeless service providers and other state agencies to combat the homeless crisis. In response to Governor Ige's Emergency Proclamation to provide emergency relief to address the homeless crisis, the HPHA took swift action by requesting the HPHA Board of Directors to adopt "Special Rent Supplement Program

Emergency Rules” in 2016. This allowed the HPHA to contract with Catholic Charities of Hawaii with the purpose of quickly screening homeless families in need of assistance to the HPHA, and to allow a maximum payment of \$1,000 per household. During this emergency period, the HPHA was able to assist 87 homeless families in attaining rental housing, and with the additional staff from the Legislature, the HPHA was able to grow the program from serving 165 families in FY 16, to 268 families in FY 17. As for FY 18, 494 families have been served.

- Aging Housing Inventory

The HPHA is required to maintain safe, decent and sanitary housing for our tenants which requires not only renovations of vacant units, but continued repair and maintenance of occupied units. The age of our housing inventory makes this a challenging and costly task. This issue highlights the need for the appropriate skilled manpower, and funding for such projects. In response to the need, the HPHA partnered with the United Public Workers (UPW) and the Hawaii Government Employees Association (HGEA) to identify and develop a pilot project, and reorganize its current operations to establish Multi Skilled Worker (MSW) teams to assist not only in expediting the availability of vacant units, but to also assist in the repair and maintenance at the properties. This pilot program took effect on 10/01/2015 and currently features 34 skilled workers who train and cross train in the various trades (e.g., carpentry, plumbing, electrical). Since its inception, the MSW unit has renovated 216 units, performed 195 additional repairs, and maintain an average 7-day turn-around time through FY 17. We are very appreciative of the positions that were provided to the Agency last year, and we are currently establishing a new class of Civil Servants.

The HPHA also continues to manage federal capital funds and state capital improvement project funds to conduct major capital repairs and improvements, address site and unit accessibility, and replace obsolete major systems. Last year, the Legislature appropriated \$20.175 million to address the capital repair needs of the state’s public housing inventory. The HPHA is grateful for the Legislature’s and the Administration’s continued support of its request for capital funds.

- High Cost of Construction/Shortage of Workers

While all signs point to the construction industry reaching a plateau, it will likely remain at its current elevated level for several years. According to UHERO, University of Hawai`i Economic Research Organization’s Annual Hawai`i Forecast Summary dated September 29, 2017, “Construction is now past the peak of this building cycle. The industry added 6,000 jobs between mid-2014 and mid-2016, accounting for roughly one-third of all new jobs during the period. Since then, a number of significant condo and retail projects have wrapped up, while fewer new buildings have broken ground, resulting in an overall reduction in construction activity and jobs.

The Department of Business, Economic Development and Tourism (DBEDT) reported that the indicators of Hawaii’s construction industry were mostly negative in the third quarter of 2017.

The private building authorizations, government contracts awarded, and construction jobs all decreased. Only the State CIP expenditures increased.

Pacific Business News has reported that the costs to build in Honolulu are still among the highest in the nation, and despite the construction industry winding down, the Construction Branch continues to remain severely understaffed with either inexperienced applicants or State Civil Service salary rates not able to compete with the private sector.

- Accessibility

One of the most important priorities of the HPHA besides health and safety issues, is ensuring that its public housing, community spaces and pathways are accessible to persons with disabilities. The HPHA continues to work hard in making the Agency's properties compliant with the Americans with Disabilities Act (ADA) as well as the Department of Housing and Urban Development's (HUD's) Uniform Federal Accessibility Standards (UFAS). Where possible, when modernizing a site, the HPHA strives to ensure that the property be above the minimum requirements for achieving accessibility. Where site conditions allow, more than the ADA minimum required accessible units and parking stalls are provided, including improvements to units to make them accessible to the visually and hearing impaired as well as adding additional units that are easily convertible to become accessible units, allowing residents to age in place.

In FY2016-17 the HPHA created 10 ADA/UFAS compliant units and 18 community areas were made accessible together with accessible parking and routes of travel. Additionally, it created 3 visual and/or hearing-impaired units. \$459,856 was spent in design and \$5,412,678.51 was spent in construction toward this effort. That being said, please know that the combined ADA design and construction total spent over the last 6 years is \$34,656,049.51.

Federal rules require that 5% of all units be accessible for mobility and an additional 2% be accessible for the visually and/or hearing impaired. As of August 3, 2017, out of a total of 5,942 units, 296 units or 4.98% were compliant for mobility and 156 units or 2.63% were compliant for the visual/hearing impaired. The challenges to making each site compliant with the 5% mobility and 2% visual/hearing impaired total accessible units requirements, is sometimes hilly or steep site conditions, limited space for parking and the structural constraints of the existing aged inventory. Where properties cannot be made compliant at one site, HPHA strives to make a nearby site exceed the accessibility requirements to accommodate those in need of accessibility features. With another 19 units for mobility and 31 units for visual/hearing under construction, the HPHA will be at 5.3% compliance for mobility and 3.15% compliance for visual/hearing impaired units. Although the HPHA will be in the target range with federal accessibility requirements when construction is completed, the HPHA will continue to make additional units accessible with a goal of attaining these percentages as much as is feasible at each of its properties.

- Long Waiting lists

For many of the most vulnerable population of our State, the HPHA is the last hope before homelessness. This prompted the HPHA into looking to increase our housing inventory.

With the vast majority of the HPHA's property inventory at or near the end of its useful life, combined with the acute shortage of affordable housing in Hawaii, the HPHA views this as an opportunity to expand the number of affordable rental housing units for the State, to leverage financing through public/private partnerships, take advantage of City and County of Honolulu Transit Oriented Development (TOD) incentives and benefits, and to create more livable, vibrant and integrated communities.

HPHA has identified several properties that could immediately benefit from this approach, whose redevelopment will also expand the inventory of critically needed affordable rental housing units on Oahu.

Mayor Wright Homes – The HPHA partnered with the Hunt Development Group to redevelop one of the oldest and largest low-income public housing property in the HPHA's portfolio. The site is approximately 15 acres and will look to deliver approximately 2,500 new homes, over five two-year phases, including one-to-one replacement of all 364 existing public housing units, affordable workforce units, as well as market-rate units targeted to a variety of income levels.

The Master Development Agreement has been signed, the Final Environmental Impact Statement (FEIS) is almost complete, and the Federal National Environmental Policy Act (EIS) is underway with an estimated completion date of November 2018.

North School Street – The HPHA partnered with the Retirement Housing Foundation non-profit organization to redevelop the HPHA administrative offices located at 1002 North School Street. The site consists of approximately 12 acres, and the project will include HPHA offices, approximately 800 affordable elderly rental housing units, and commercial uses that best serve the surrounding community.

The Draft EIS (DEIS) has been released and is in the public comment period.

- Shortage of units for Families Assisted by the Housing Choice Voucher (HCV) and the Veteran Affairs Supportive Housing (VASH) programs.

The HCV (Section 8) program is the federal government's major program for assisting very low-income families, the elderly, and persons with disabilities to afford decent, safe, and sanitary housing in the private market. The HCV program currently provides rental assistance to about 2.2 million families nationwide. Based on data from HUD, of the families currently receiving HCV assistance, 76 percent are extremely low-income, with incomes at or below 30 percent of the area median income, 36 percent have a disabled head of household, and 24 percent are elderly.

The HCV program is administered by approximately 2,300 Public Housing Agencies (PHAs) nationwide. A family who is issued a housing voucher is responsible for finding a suitable housing unit of the family's choice provided the rental unit passes a Housing Quality Standards

(HQS) inspection performed by the PHA. The PHA pays the housing subsidy directly to the owner of the unit on behalf of the participating family. The family is responsible for paying the difference between the gross rent of the unit and the amount subsidized by the program.

The HUD-Veterans Affairs Supportive Housing (HUD-VASH) program combines Housing Choice Voucher (HCV) rental assistance for homeless Veterans with case management and clinical services provided by the Department of Veterans Affairs (VA). VA provides these services for participating Veterans at VA medical centers (VAMCs) and community-based outreach clinics.

The HPHA plays a major role in our state for these programs. Beginning in 2008 until April 2015, the HPHA was the sole administrator for the VASH program vouchers in Hawaii, and we are currently housing 465 veterans. An additional 45 veterans with vouchers are currently searching for a suitable housing unit.

For the HCV program, the HPHA is presently housing a total of 2,392 families (over 6,600 individuals)

In addition to the above information, below are some additional HPHA highlights for FY 2017:

- For our public housing federal properties, the HPHA is presently housing 4,374 families and for the state public housing, the HPHA is presently housing 819 families totaling over 14,000 individuals. In 2017, we were able to provide 457 public housing units for new families and transfers.
- On the construction front, the HPHA procured and awarded 14 new construction and 10 new design contracts in 2016-2017, encumbering/obligating \$40,613,058 in new contracts. This is in addition to the on-going design and construction contracts that were awarded in previous years.
- 5 out of 7 HPHA properties significantly improved statewide Real Estate Assessment Center (REAC) inspection scores from the U.S. Department of Housing and Urban Development from the previous year's inspection. The remaining properties were not inspected due to their high scores in the previous year's inspection.
- We continue to notice an increase in reasonable accommodation requests. In 2013, we received 560 requests, in 2014 we received 674 requests and in the year 2015, it went up to 775 requests. In 2017, the HPHA processed, reviewed and granted 918.

### **Federal Funds**

The HPHA currently operates three major types of federal programs: 1) Federal low-income public housing; 2) Federal rent subsidy program; and 3) Federal project-based rental assistance program

In Fiscal Year 2016-2017, the HPHA received federal grants and subsidies of:

- \$24.05 million for Federal Low Rent Program; \$9.2 million for Federal Capital repairs;
- \$32.08 million for Section 8 Housing Choice Voucher program; and
- \$32.74 million for Section 8 Contract Administration program; totaling \$98.07 million from federal sources.

In administering federal and state housing units, the HPHA received \$21.78 million of rental revenue, and \$0.38 million of other revenue. Federal proration of housing assistance funds for the Section 8 program is increasing to which could result in the HPHA expending all of the HUD held reserves for its programs.

All federal funds fees that HPHA earns is at risk of becoming refederalized. Currently, the HPHA has the ability to use these funds in any manner which helps low-income housing. While the HPHA is not at-risk of losing these funds, the refederalization earned management fees will require the HPHA to expend earned fees only on federal projects. This will eliminate the ability to use the monies on all state projects or state programs that assist low-income families. The HPHA, other housing agencies, and national housing industry groups are working to mitigate the negative impact of this proposed policy.

### **Budget Request**

#### **I. HPHA Budget Process**

The HPHA Chiefs of each HPHA branch meet frequently throughout the year to discuss, plan, formulate and implement the CIP and Operating budget request to the Executive Branch. With the HPHA's inventory averaging 50 years of age, unexpected situations occur throughout the year and change the agency's priority needs. The HPHA partners with a professional Planning firm that utilizes teams of Architecture and Engineering firms to determine point-in-time physical needs assessment of all HPHA properties to determine a plan of priority needs. The HPHA would deeply appreciate a lump sum of CIP funding that allows the Agency to meet immediate and urgent situations with flexibility. Proposals are vetted through the HPHA's Board of Directors.

#### **II. Significant Adjustments to Budget Requests**

The HPHA respectfully requests the continued support of the Legislature as we strive to provide permanent housing to families and individuals on the verge of homelessness.

##### **A. Increase Fringe Benefits.**

For Program IDs HMS220, HMS222, and HMS229, the HPHA is requesting federal fund ceiling increases of \$1,493,691, \$65,338, and \$941,417. The requested ceiling increases are needed due to an increase in the federal fringe benefits rate to 60%. The composite federal fringe benefit rate will cover:

- Pension accumulation
- Pension administration
- Retiree health insurance
- Employees' health fund
- Workers' compensation
- Unemployment compensation
- Social security
- Medicare
- Other post-employment benefits

**B. Add general funds to maintain current Rent Supplement subsidies.**

The HPHA was granted the authority to increase the amount of rent assistance provided to participating households under the State Rent Supplement Program, and is requesting an additional \$1,551,577. The increase in the maximum amount of rental assistance provided per family has resulted in an increased demand for these vouchers. In response to the demand for housing assistance for homeless individuals and families and the high rents in Hawaii, the HPHA increased both the number of families served and the total amount of assistance provided. The current base appropriation cannot support the current program participants and the HPHA may have to terminate assistance to participating families.

**C. Lump sum for public housing development, improvements, and renovations statewide**

Due to the age of our housing inventory, and unexpected issues that often occur, the HPHA respectfully requests your consideration for a lump sum budget request (as you have done in the past), which will provide the agency with the flexibility of managing and expending capital funds in an expeditious manner. These crucial funds will provide the agency with the ability to tackle its capital needs backlog of approximately \$825 M in capital needs. The agency has properties that have been built over 50 plus years ago, and the issues at these properties need to be addressed.

Some of the situations that need to be addressed are straight forward site and building improvements such as new roofing needs at Hale Aloha O Puna on Hawaii Island, to unforeseen issues such as a boulder crashing into a unit, and to federally mandated Americans with Disabilities Act improvements at all HPHA properties.

The current supplemental budget before you has \$33,500,000 in lump sum CIP. This appropriation will assist to expedite the repair and maintenance and remodeling of hundreds of units. The construction projects including site improvements, ADA compliance, structural repairs, re-roofing, infrastructure upgrades, concrete spall repairs and painting. It will also allow us to design projects that could potentially add up to 3,300 mixed-income and affordable elderly units at Mayor Wright Homes and School Street properties.

Department of Human Services  
2018 Legislative Budget Briefing  
January 2018

**A. Mission Statement**

The Department of Human Services' (DHS) guiding principles, vision statement, mission statement, and core values are as follows:

Guiding Principles

DHS is guided by article IX, section three of the Hawaii State Constitution regarding public assistance, the "Aloha Spirit" statute (section 5-7.5, Hawaii Revised Statutes (HRS)), and 'Ohana Nui, Hawai'i's multi-generational approach to the delivery of human services.

Vision Statement

The people of Hawai'i are thriving.

Mission Statement

To encourage self-sufficiency and support the well-being of individuals, families, and communities in Hawai'i.

Core Values

- T Team-oriented** – We acknowledge that internal and external partnerships are critical to the success of DHS.
- H Human-centered** – We develop strategies and make improvements as necessary from the client's perspective.
- R Respectful** – We recognize the inherent value of each person as well as the diverse cultures of Hawai'i.
- I Intentional** – We are mindful of our decisions and actions in our collective work.
- V Visionary** – We strive to support our clients by co-creating generative, forward-looking strategies.
- E Evidence-based** – We make decisions that are based on data and take actions that we know will have sustainable outcomes.

**B. Overview**

DHS consists of four major divisions, two attached agencies, two attached commissions, six staff offices, and the Director's Office. DHS provide benefits and services to one in four Hawai'i residents, or nearly 360,000 individuals. The state's Medicaid program, QUEST Integration, provides medical insurance coverage for nearly one-half of Hawai'i's children. We have 2,300-plus employees deployed in 84 offices across the state, and we manage an annual budget of nearly \$3.5 billion, of which 64.5% is federal funds.



The work we do supports our residents to achieve well-being in a holistic sense. We understand that well-being encompasses many facets of life, including health, housing, safety, work, education, family, and community. We provide critical benefits, programs, and services in these vital areas.

DHS distributes approximately \$2.9 billion in benefits to the state's low-income, disabled, and elderly individuals and families. The impact of these public benefits to the community is significant. In fiscal year 2017 DHS provided \$483 million in Supplemental Nutrition Assistance Program<sup>1</sup> (SNAP) benefits to 166,923 individuals across the state, and research shows that every \$5 in new SNAP benefits generates as much as \$9 of economic activity.

DHS is currently undergoing three transformative initiatives.

- ***'Ohana Nui***

Initiated in 2016, 'Ohana Nui uses a multigenerational lens to end intergenerational poverty. The five pillars of the 'Ohana Nui framework are:

- **Housing** – The state-wide Housing First approach is to prioritize the placement of families into permanent housing as the first priority. Research shows that housing stability is key to an individual's or family's success in other areas (i.e., sobriety, employment, wellness, etc.);
- **Food and nutrition** – Whether for an individual or for a family, food security must also be addressed. DHS Benefit, Employment, and Support Services Division (BESSD) provides SNAP to eligible families;
- **Health and wellness** – Through the Med-QUEST Division (MQD) individuals and families may be eligible for Medicaid or other health and wellness supports; and
- **Education and economic stability** – As education is a known driver of economic opportunity, supports provided by DHS in this area include cash assistance, employment training, child care subsidies, and housing supports from BESSD and vocational rehabilitation services from the Division for Vocational Rehabilitation (DVR).

---

<sup>1</sup> Previously referred to as food stamps.

- **Social capital** – Research shows that an individual’s or a family’s ability to stay on the path to well-being and weather the difficulties that life presents them with are increased when they have networks of support. Networks that encourage the development of values, skills, and behaviors consistent with the goal of long-term self-sufficiency must continually be strengthened.

By improving our service delivery through integration, access to support will be streamlined and improved for children, parents, and grandparents (the whole household together) as well as benefits available to single adults. This multigenerational approach intends to stabilize and improve the housing and economic conditions of a family that will improve children's health and readiness for school and support parents' ability to work and increase a family's income and resources. By reducing system barriers to access improved services, we will reduce the time spent in poverty and empower children and families to live to their full human potential. The administration is submitting a legislative measure that will require DHS to address the reduction of multigenerational poverty.

- ***Strategic Plan***

DHS is developing its first department-wide strategic plan. The Strategic Plan is guided by article IX, section three of the Hawai‘i State Constitution, the 'Aloha Spirit' statute (section 5-7.5, HRS), and the ‘Ohana Nui framework.

In fiscal year 2017, we focused on setting the foundation within DHS to be able to improve the self-sufficiency and well-being of Hawai‘i’s individuals and families, and improve service integration and delivery to ensure sustainable outcomes for the people we serve. In fiscal year 2018 and beyond, we will implement, monitor, and report the progress of our plan.

- ***DHS Integrated Enterprise Solution***

DHS continues to invest in upgrading its legacy information technology systems. As one of the major benefits of the Affordable Care Act of 2014, once completed, the DHS Integrated Enterprise Solution will support our ability to serve residents across programs and divisions through an integrated eligibility process and case management applications. The DHS Integrated Enterprise Solution provides a vision and a means for the future that will connect residents quickly to all available resources.

In fiscal year 2018, we will begin the system integration of the financial, SNAP, and child care programs on to the DHS Enterprise platform.

Other transformative activities that underpin the changes at DHS are:

- ***Business Process Transformation***

Throughout DHS we are transforming business processes with a customer-centered approach.

The Benefit, Employment, and Support Services Division (BESSD), the Med-QUEST Division (MQD), and other DHS programs are in the process of reviewing policies and procedures and making recommendations for improving the delivery of programs and services. This initiative also includes functional reorganization of our Social Services Division (SSD).

In fiscal year 2018, we continue to implement customer-centered changes among DHS business units to update and align our processes and train our staff to develop consistency in service delivery.

- ***Generative Partnerships***

Generative partnerships are intrinsic to the 'Ohana Nui framework. We continue to leverage partnerships with other state agencies, private agencies, and community-based organizations to address service gaps, such as professional development, basic and financial literacy, and infrastructure development.

- ***Organizational Change Management***

Through organizational change management and communication, DHS is shaping its culture by preparing its workforce for a smooth implementation of 'Ohana Nui, the DHS Integrated Enterprise Solution, and Business Process Transformation. Through organizational change management, DHS staff and its partner providers will embrace these three major initiatives, to provide improved services, programs, and other necessary support to individuals and families to end intergenerational poverty in Hawai'i.

## **C. Federal Funds**

Hawai'i Public Housing Authority (HPHA)

Federal Award Title: Public and Indian Housing, CFDA number 14.850  
See HPHA budget narrative that will be submitted separately.

Med-QUEST Division (MQD)

Children's Health Insurance Program (CHIP), CFDA Number 93.767  
For FFY 2017, the amount awarded for CHIP was \$52,297,015.

Recent congressional actions have reauthorized the CHIP program through the first half of the federal fiscal year 2018. If the CHIP program is not reauthorized beyond that, DHS will continue to provide children and their families with health insurance coverage, but we would face a budgetary shortfall and would need to cover the difference between our regular FMAP rate and the enhanced CHIP rate through an emergency appropriation for the remainder of SFY 2018. We would also need additional general fund support for state fiscal year 2019 and beyond. The administration has prepared a legislative proposal for an emergency appropriation for SFY2018.

Division of Vocational Rehabilitation (DVR)

Supported Employment Services for individuals with the Most Significant Disabilities (MSD)

Support Employment (SE) State Grants, CFDA Number 84.187, \$150,000

SE State Grants, Transition Aged Youth (TAY), CFDA Number 84.187, \$150,000

Supported Employment (SE) funds provides extended employment services to youth and adults with Most Significant Disabilities who have been unable to maintain competitive employment. Annually, our expenditures for SE services average \$550,000 (\$300,000 SE funds; \$250,000 VR Basic Support funds) for approximately 64 clients. Without SE funds approximately 29 clients or less than 50% of the clients can be served.

**D. Non-General Funds**

The reports on non-general funds for DHS pursuant to section 37-47, HRS, are contained in the links below:

DHS: <https://budget.hawaii.gov/wp-content/uploads/2017/01/HMS-2017-Leg-1.pdf>

HPHA: <https://budget.hawaii.gov/wp-content/uploads/2017/01/HMS-HPHA-2017-Leg.pdf>

**E. Budget Process**

Divisions and attached entities submitted budget requests, with rationale and prioritization, to the director and to the Budget, Planning and Management Office (BPMO) for review. After discussion with BPMO and each division administrator, the director made prioritized recommendations to the Department of Budget and Finance and the governor. The proposed budget aligns with the governor's priorities and our 'Ohana Nui framework.

## **F. Budget Requests**

MOF = means of financing

A = general funds

N = federal funds

C = general obligation bond funds for capital improvement projects (CIP)

FTE = full time equivalent

### Hawai'i Public Housing Authority (HPHA)

The Hawai'i Public Housing Authority will provide testimony separately.

### Office of Youth Services (OYS)

#### Operating Budget Request

#### **HMS 501YA – In-Community Youth Programs**

##### **Juvenile Justice Program Services (501YA-01)**

**Request: \$240,000 A**

This request is the result of significant decreases in federal dollars from federal fiscal year (FFY) 2011 with a total grant award amount of \$918,864 to the current FFY 2017 total grant award amount of 394,251. This request will support graduated responses to prevent secure detention and confinement for arrested youth and provide program services that will assist youth and their families to manage their own issues such as trauma and mental health and prevent entrance into the juvenile justice system and to work with initiatives that provide community-based services addressing development of effective prevention, diversion, rehabilitation programs, and training.

#### CIP Budget Requests

#### **HMS 503 – Hawai'i Youth Correctional Facility (HYCF)**

##### **HYCF Campus Improvements Planning (FY19.1)**

**Request: \$100,000 C**

This project involves plans to redevelop the Hawai'i Youth Correctional Facility campus to include modernization of existing facilities, construction of new facilities, demolition of unneeded facilities, and site and infrastructure improvements. The proposed building and facility improvements will have a useful life of over 20 years.

**HYCF – Observation and Assessment Cottage, Perimeter Fence, Oahu (FY19.3)**  
**Request: \$200,000 C**

This project will demolish the existing fence line and replace it with new fencing that will provide visual privacy around the entire compound (both buildings and other supporting structures including parking areas) so clients may maintain their privacy. The new fence line will include two motorized gate access points as well as several pedestrian gates into the compound.

Benefits, Employment & Support Services Division (BESSD)

Operating Budget Requests

**HMS 224 – Homeless Services**

**Family Assessment Center (224HS-01)**  
**Request: \$680,000 A**

The Family Assessment Center (FAC) in Kaka‘ako utilizes 'Housing First' principles to quickly move families with minor children off the streets and into permanent housing. FAC opened in September 2016 and served 184 people and placed 35 out of 38 families entering the facility into housing in the first year. The housing placement rate for the center in its first year was 92% (35 out of 38), and families were housed in an average of 82 days.

In addition to quickly moving families with minor children out of homelessness and into permanent housing in its first year, the center also increased the income for 59% of families through linkages to public benefits, employment, and other critical resources during their stay at the facility.

Incorporating the ‘Ohana Nui strategy of service integration, FAC addresses the social determinants of health and provides increased housing stability for families with minor children. FAC can accommodate 12-14 families (up to 50 people) at any one time and needs additional funding to continue critical services beyond SFY 18.

**Homeless Outreach and Civil Legal Services (224HS-02)**  
**Request: \$1,750,000 A**

Homeless outreach services are intended to reach out to the unsheltered homeless population, engage them in services to be housed, and end their homelessness. Outreach is a key area of our homeless services system of care that requires additional resources. The services offered by homeless outreach providers include:

assistance with obtaining identification documents and other vital records (e.g. birth certificates); identifying and locating suitable housing options and providing support through the housing location and move-in process; and assistance with job search and applications for public benefits. This request is also for civil legal services to obtain identification, assist with landlord-tenant, and fair housing issues. Civil legal services for fair housing issues were federally funded through the U.S. Department of Housing and Urban Development (HUD), but federal funding was cut in FFY2016.

**Rapid Re-Housing Program (224HS-03)**

**Request: \$3,000,000 A**

Rapid Re-Housing, a nationally recognized best practice, helps individuals and families to quickly exit homelessness, return to housing in the community, and avoid future homelessness. The core components of Rapid Re-Housing are housing identification and location services, time-limited move-in and rental assistance, and short-term case management and services. This practice has been long endorsed by the U.S. department of housing and urban development as an effective way to end homelessness among families with minor children. Rapid Re-Housing assists persons living in shelters as well as unsheltered locations. Consistent with the Department of Human Services' 'Ohana Nui' strategy, the Rapid Re-Housing program will address the social determinants of health and provide increased housing stability for families with minor children.

**Housing First Program (224HS-05)**

**Request: \$3,000,000 A**

The Housing First program provides housing and supportive case management services to unsheltered homeless persons. The services are key to moving these individuals off the streets, ensuring that they remain successfully housed, and reducing utilization of high-cost emergency room services.

Per section 346-378, HRS, the state's Housing First program has been in operation on O'ahu for over four years and has provided supportive housing to 115 chronically homeless, highly vulnerable individuals and family members during this period. Housing retention rate of the state's Housing First program is approximately 97% – that is 97% remain housed – which far exceeds the national average of 80%. With the requested funds, the Housing First program is projected to serve at least 175 individuals and family members statewide. The funding for Housing First includes both monthly rent and ongoing wraparound case management.

Without sustained funding, the individuals who are currently housed through Housing First will be at immediate risk to return to homelessness. A preliminary

analysis by the University of Hawai'i's Center on the Family of a subset of state Housing First clients found based on client report, that estimated healthcare costs for clients dropped an average of 43% in just six months following housing placement – from an average of \$10,570 per client per month to \$5,980 per client per month.

**Homelessness Property Storage, Trash and Debris Removal, Notifications, and Equipment, State-wide (224HS-06BF)**

**Request: \$5,000,000 A**

The state's framework<sup>2</sup> to address homelessness includes ensuring public safety, especially related to unauthorized encampments located on state lands. There is also a need to address personal property left on state lands after an encampment is vacated or when individuals trespassing on state land leave the property. In addition, responsible state agencies require support to take measures that would prevent unauthorized encampments from becoming established, such as placing appropriate signage and installing fencing when appropriate.

In other jurisdictions, communities that did not have the means of temporarily storing property left behind on public lands have been vulnerable to litigation involving individual's rights to due process. Additionally, service providers have reported that enforcement of homeless encampments may result in the loss of ID documents and other vital records, which then becomes a barrier to achieving permanent housing for displaced homeless persons. The funds requested will enable a stored property program to be implemented statewide and will be utilized to contract a vendor for stored property, purchase necessary supplies and equipment to support property storage and debris removal activities, and support the installation of signage and fencing to prevent unauthorized encampments from becoming established on state lands.

**HMS 302 – General Support for Child Care**

**Funds and position count for General Support for Child Care (302DA-01)**

**Request: \$19,160 A, FTE 0.50 A / \$28,788 N, FTE 0.50 N**

The goal of the child care licensing program is to ensure the health, safety, and well-being of children attending licensed and registered child care homes and facilities by developing and enforcing minimum standards for each type of regulated care. This

---

<sup>2</sup> See [https://governor.hawaii.gov/wp-content/uploads/2016/07/160721-Homeless-Plan-One-pager\\_v12-FINAL\\_media.pdf](https://governor.hawaii.gov/wp-content/uploads/2016/07/160721-Homeless-Plan-One-pager_v12-FINAL_media.pdf)



budget request will augment the need for additional quality assurance reviews based on the federal Child Care and Development Block Grant (CCDBG) Act of 2014 (Public Law 113-186) and 45 Code of Federal Regulations (CFR) Part 98 requirement to post full monitoring inspection reports and substantiated complaint reports on a public website that is consumer-friendly and has summary information in plain language. States are required to conduct site visits for all licensed and registered child care providers at least annually. DHS oversees approximately 1,000 regulated child care homes and facilities statewide and strives to visit each home or facility twice a year. These visits result in nearly 2,000 inspection reports that will be required to be posted to the public website on an annual basis.

In addition, DHS will begin monitoring exempt, non-related providers who care for children receiving child care subsidies; this includes 200 exempt center-based programs and 1,000 non-relative home-based caregivers.

DHS will also conduct complaint investigations for violation of minimum health and safety standards for exempt child care providers who care for children receiving child care subsidies. Substantiated complaint investigation reports for licensed and registered child care providers and exempt center-based providers will need to be posted on the public website.

Regulated child care programs and providers that meet established health and safety requirements are providing vital services in the community so that Hawai'i's parents are able to maintain employment activities that are necessary for their family's well-being and ultimately increase family resources. This budget request is for the state's child care program to meet the federal requirement for the posting of full monitoring inspection visits and substantiated complaint reports on the public website.

## Social Services Division (SSD)

### Operating Budget Request

#### **HMS 303 – Child Protective Services Payments**

##### **Foster Board Rates (303WP-01)**

**Request: \$4,634,292 A / \$2,495,388 N**

This budget request is to cover an increase in board rates for children in foster care along with concomitant increases in adoption assistance, permanency assistance, Imua Kākou, and higher education payments. The new board rates for SFY 2019 will be \$649 for children ages birth to 5 years, \$742 for children ages 6 to 11 years, and

\$776 for youth and young adults ages 12 years and up. A review of the board rates is to take place every five years as provided by section 17-1617-22, Hawaii Administrative Rules, in accordance with the Social Security Act's requirement that rates be reviewed periodically to assure continuing appropriateness, Title 42 U.S.C. section 671(a) (11). If, at the time of review, an increase in the board rates is warranted, DHS will seek legislative appropriations to fund the increase.

### Med-QUEST Division (MQD)

#### Operating Budget Requests:

#### **HMS 401 – Health Care Payments**

##### **Adult Dental Benefits for Medicaid recipients (401PE-01)**

**Request: \$4,704,480 A / \$7,056,720 N**

In 2009, the adult dental benefit was eliminated, except for emergency procedures including extractions, resulting in no coverage for preventive dental care. Provision of preventive dental care for adults would reduce the need for emergency dental care. Since the elimination of the full adult dental benefit, preventable emergency room visits for oral health have more than doubled, largely driven by adults. Oral health has a direct impact on the overall health of individuals, especially those who have chronic diseases such as diabetes and heart disease. The lack of an adult dental benefit has meant that the Medicaid beneficiary cannot receive a whole-person approach to their health and health care. This request would restore the benefit to prior levels, with a spending cap of \$600 for preventive dental benefits per benefit year.

##### **Medicaid Savings Adjustment (401PE-02BF)**

**Request: (\$783,505) A**

This amount is an adjustment to the base budget of HMS 401 in SFY 19 due to the projected expenditures being less than the budgeted appropriation in the base budget.

#### **HMS 902 – General Support for Healthcare Payments**

##### **Enterprise System Maintenance and Operations (902IA-01)**

**Request: \$5,250,000 A**

This request is for the maintenance and operations (M&O) of the DHS Enterprise System Medicaid eligibility and enrollment application, known as the Kauhale On

Line Eligibility Assistance (KOLEA). KOLEA is the information technology system developed in accordance with the Affordable Care Act of 2014 that supports the eligibility determination process for the medical assistance programs. M&O includes hosting of the system, all underlying software licenses (Oracle, IBM) and the hardware to operate the platform, the state hub (provides connectivity to the federal data services hub required by the Affordable Care Act of 2014), and connectivity to other data sources for verification. It also includes the technical services to continually monitor the system, to implement updates and patching of underlying software to keep software updated, and to address vulnerabilities. Finally, the request includes production support staff that provide a help desk and make necessary enhancements to address eligibility determination. This request is eligible for 75% federal financial participation rate. The federal financial participation amount of \$15,750,000, or 75% participation rate, was approved in Act 49 (2017) (HB100 HD1 SD1 CD1) for FB 2017 – 2019.

**Health Analytics (902IA-03)**

**Request: \$703,980 A, FTE 1.20 A / \$495,120 N, FTE 0.80 N**

MQD is seeking to expand and enhance its capabilities for health analytics and will also enhance other capabilities for health analytics through the management, coordination and collaboration with other state departments in the use of the All-Payer Claims Data warehouse (APCD). The administration is submitting a measure to create a health analytics program and the APCD within MQD. This effort includes the Department of Health, State Health Planning and Development Agency, Insurance Division with Department of Commerce and Consumer Affairs, the University of Hawai'i, the Department of Budget and Finance, Hawai'i Employee-Union Health Trust Fund, and Enterprise Technology Services of the Department of Accounting and General Services, who are all members of the governing body for the APCD. Increasing the health analytics and informatics capabilities are essential for program administrators and policy makers to be able to comprehensively analyze cost, utilization, and quality trends across all payers. Also, new federal rules regarding Medicaid managed care and network adequacy require examining community standards for accessing care which is only possible if one can readily access such standards using datasets such as those in the APCD. Additionally, Medicaid is able to more readily leverage federal Medicaid dollars for APCD if the analyses and some contracting are located in and working for the Medicaid agency.

The proposal adds two exempt positions to MQD: a Health Analytics/Informatics Program Manager and a Research Analyst/Statistician to do needed analyses using APCD and Medicaid data. There is anticipated that some legal advice from the Department of the Attorney General will be required. Additionally, there is the core need for the actual information technology and infrastructure, data management, and applied analyses of the APCD, which is currently being contracted with University of Hawai'i.

General Administration (DHS)

Operating Budget Requests:

**HMS 904 – General Administration/Budget Planning Management Office/Planner**

**Change in MOF for Planner V (904AA-02)**

**Request: FTE 0.25 A / (\$22,867) N, FTE (0.25) N**

Position Number 46389, Planner, is under the General Administration Division. Currently, the position is split funded – 75% MOF A and 25% MOF N.

General Administration does not have federal funds to cover the federal fund portion of the Planner V position. The reduction would correct the FTE for the position to be 100% MOF A.

We respectfully request to change the means of funds for Position number 46389 from 75% A, 25% N to 100% general funded.

Department of Human Services  
Department Functions

Table 1

<u>Division</u>	<u>Description of Function</u>	<u>Activities</u>	<u>Prog ID(s)</u>	<u>Statutory Reference</u>
ADMIN	Provide overall direction and administration to the Department, including budget development and execution, maintenance of accounting and client records, research, analysis and information management services, and assuring compliance with Federal and State laws and regulations.	Formulating Overall Policies – Plan and develop short- and long-range programs to achieve the objectives of the major program areas within the Department; evaluate program policies and procedures and initiate changes when applicable; propose State and Federal legislation and conduct research related to program needs.	HMS 904	HRS 346-2, 346-6, 346-7, 346-14
ADMIN	Provide overall direction and administration to the Department, including budget development and execution, maintenance of accounting and client records, research, analysis and information management services, and assuring compliance with Federal and State laws and regulations.	Directing Operations and Personnel – Evaluate quality and quantity of services rendered by programs; conduct studies and develop management improvement programs; enhance employee skills and improve work performance through in-services training and staff development programs; safeguard employee health and welfare; assure adequate and appropriate work force to maintain a satisfactory operational level; and participate in labor relations and collective bargaining contract negotiations.	HMS 904	HRS 346-2, 346-6, 346-7, 346-14
ADMIN	Provide overall direction and administration to the Department, including budget development and execution, maintenance of accounting and client records, research, analysis and information management services, and assuring compliance with Federal and State laws and regulations.	Providing Other Administrative Services – Maintain a system of fiscal control and reporting on state, federal and other funds; maintain a system of purchasing, disbursement and inventory management; provide technical assistance to program managers in budget preparation and execution; develop, install and maintain an effective information system; and coordinate rules and regulations for programs.	HMS 904	HRS 346-2, 346-6, 346-7, 346-14

Department of Human Services  
Department Functions

Table 1

Division	Description of Function	Activities	Prog ID(s)	Statutory Reference
BESSD	Determine eligibility for and provide financial, food stamp and energy assistance payments to qualifying individuals and families	Financial Assistance Program (FAP) (HMS 202, HMS 204, and HMS 211) activities include, but are not limited to, issuance of cash benefits for food, clothing, shelter, and other essentials to households eligible for TANF, TAONF, GA or AABD program. Supplemental Nutrition Assistance Program (SNAP), formerly known as Food Stamp Program, provides low-income households with electronic benefits they can use like cash at most grocery stores, to ensure that they have access to a healthy diet. SNAP and cash assistance are issued through the BESSD eligibility staffing (HMS 236). SNAP also provides outreach and nutrition education services to SNAP recipients and eligible households (HMS 903). LIHEAP (HMS 206) provides one time payments in the form of credits to utility accounts to eligible low income households. Administrative oversight of these services are provided through the BESSD Administration (HMS 903).	HMS 202, 204, 206, 211, 236, 903	HRS 346-51; PRWORA Pub L. 104-193

Department of Human Services  
Department Functions

Table 1

<u>Division</u>	<u>Description of Function</u>	<u>Activities</u>	<u>Prog ID(s)</u>	<u>Statutory Reference</u>
BESSD	Contracts for services to assist the homeless	The State Homeless Programs currently consists of three basic components: development of programs and transitional facilities, provision of shelter and social services, and the management of state owned shelters. In addition to these components, the State Homeless Programs provides the overall administrative policy direction for the homeless programs, including the establishment and amendment of the administrative rules governing the programs; implementation of the Statewide Continuum of Care; and facilitation of the State Interagency Council on Homelessness, the State's homeless strategic planning council. Administrative oversight of these services are provided through the BESSD Administration (HMS 903).	HMS 224, 903	



Department of Human Services  
Department Functions

Table 1

Division	Description of Function	Activities	Prog ID(s)	Statutory Reference
BESSD	Provide employment training, support services and social services to individuals and families pursuing self-sufficiency	Activities include, but are not limited to, eligibility determination services and case management, employment preparedness and placement, and support services (child care, transportation and work related expenses) to gear welfare recipients towards self-sufficiency (HMS 236 and 237); domestic violence advocacy, substance abuse treatment, vocational rehabilitation, transitional homeless, and positive youth development services to eligible families through departmental employees and purchase of service (POS) contracts (HMS 903). HMS 903 activities also include provision of general support to BESSD in the form of investigation of welfare fraud, electronic system support, staff development and training, and Electronic Benefit Transfer. Administrative oversight of these services are provided through the BESSD Administration (HMS 903).	HMS 236, 237, 903	HRS 346-102; PRWORA Pub L. 104-193

Department of Human Services  
Department Functions

Table 1

Division	Description of Function	Activities	Prog ID(s)	Statutory Reference
BESSD	Provide child care to working families through payments to child care providers	<p>Activities include, but are not limited to, supporting recipients of public assistance, employed parents, parents in education or training programs, or children in need of child care for protective reasons by providing child care subsidies so that the parents can work, or attend education or job training, in order for families to actively pursue, or maintain, self-sufficiency. In the case of parents active with Child Welfare Services, child care subsidies in provided so parents can complete services that would result in the reunification of the family. Also provides for the recruitment and licensing of child care facilities statewide (HMS 305). Program activities increase the availability of child care available to working low-income parents as well as ensuring the safety of children through the setting of child care standards and the licensing and monitoring of child care providers (HMS 302). Administrative oversight of these services are provided through the BESSD Administration (HMS 903).</p>	HMS 302, 305, 903	HRS 346-151; PRWORA Pub L. 104-193

Department of Human Services  
Department Functions

Table 1

Division	Description of Function	Activities	Prog ID(s)	Statutory Reference
CSW	<p>Provide assistance in the development of long range goals and coordinate research, planning, programming and action on the opportunities, needs, problems and contributions of women in Hawaii.</p> <p>Legislative Advocacy</p> <p>Women's Health Advocacy</p> <p>Women's History Month</p> <p>Women's Political Participation</p> <p>Women's Pay Equity</p>	<p>The Hawaii State Commission on the Status of Women has worked to ensure women and girls full and equal coverage under the law by informing governmental and non-governmental agencies and the public of women's rights, opportunities, contributions, and responsibilities; advocating for the enactment or revision of laws and/or policies that eliminate gender discrimination; identifying and supporting programs and projects that address women's concerns and needs; and establishing and maintaining an active presence in the community by facilitating information dissemination, acting as a liaison, clearinghouse, and coordinating body for issues relating to women.</p> <p>Participation in Hawaii Women's Coalition; researching and tracking legislation pertinent to issues affecting women.</p> <p>Women's Health Month: Maximizing public awareness of women's health issues through public health workshops, health fairs and lectures.</p> <p>Women's History Month: Commemorates Women's History Month by celebrating contributions of women in Hawaii.</p> <p>Ready to Run Campaign: The Commission offers multiple workshops and trainings for individuals wishing to run for elected office. The Commission also assists in registering voters.</p> <p>The Commission advocates for pay equity through education on paid family leave and flexible work environments for working families.</p>	HMS 888	HRS 367-1, 367-2, 367-3, 367-4, 367-5, 367-6

Department of Human Services  
Department Functions

Table 1

Division	Description of Function	Activities	Prog ID(s)	Statutory Reference
DVR	Determine eligibility for disability assistance and provide vocational rehabilitation services to individuals with disabilities and prepare them for employment.	The function of this organizational unit is to administer the statewide programs of six vocational rehabilitation services for persons with physical and mental disabilities, independent living rehabilitation services for persons with severe disabilities, general services for persons who are blind and visually impaired, and the disability determination of claims for social security disability insurance and social supplemental income payments. These programs are in accordance to the Rehabilitation Act of 1973, as amended, the Randolph-Sheppard Vending Stands Act, the Workforce Innovation and Opportunity Act, the Individuals with Disabilities Education Act, the Americans with Disabilities Act, and other applicable federal and state laws, statutes, rules, regulations, policies, and agreements with other state agencies and the federal government.	HMS 238 & 802	Rehabilitation Act of 1973, as amended. Title I, Parts A&B, Section 100-111. 29 USC 720-731. 34 CFR 361. HRS 347-1, 347-2, 347-3, 347-4, 348-1, 348-2. PL 99-506, PL 95-602, PL 97-35, PL 93-112, PL 100-407, PL 113-128.
HPHA	Federal Low Income Public Housing Program	HPHA provides rental housing to approximately 5300 extremely low income families; rents tied to income, not to exceed thirty percent adjusted gross income. Under the public housing program, the HPHA is responsible for developing new public housing projects, determining eligibility requirements and rental rates, processing applications and maintaining the rental property at an acceptable standard. Subsidized by U.S. Dep't. of Housing & Urban Development (HUD).	HMS 220; HMS 229	U.S. Housing Act of 1937; Various Federal Statutes pertaining to HUD; HUD Federal Regulations; 356D-13 HRS

Department of Human Services  
Department Functions

Table 1

<u>Division</u>	<u>Description of Function</u>	<u>Activities</u>	<u>Prog ID(s)</u>	<u>Statutory Reference</u>
HPHA	State Low Income Public Housing Program	HPHA provides rental housing to approximately 860 extremely low income families; rents tied to income, not to exceed thirty percent adjusted gross income. No General Fund operating subsidies are provided by the State.	HMS 220; HMS 229	§356D-44, HRS
HPHA	Section 8 Housing Choice Voucher Rent Subsidy Program	HPHA provides rental vouchers to approximately 1,900 very low income families to assist in obtaining private market rentals. Beneficiary pays an amount not to exceed thirty percent adjusted gross income with the Housing Authority making housing assistance payments to landlords to bring closer to market rent.	HMS 222; HMS 229	U.S. Housing Act of 1937; Various Federal Statutes pertaining to HUD; HUD Federal Regulations; 356D-13 HRS
HPHA	State Rent Supplement Program	HPHA provides rental vouchers to approximately 380 very low income families to assist in obtaining private market rentals. Beneficiary pays an amount not to exceed thirty percent adjusted gross income with the Housing Authority making housing assistance payments to landlords to bring closer to market rent.	HMS 222; HMS 229	§356D-151, HRS

Department of Human Services  
Department Functions

Table 1

<u>Division</u>	<u>Description of Function</u>	<u>Activities</u>	<u>Prog ID(s)</u>	<u>Statutory Reference</u>
MQD	Determine eligibility for and contract to provide appropriate health care services through the Medicaid program for qualifying persons	Activities include determining eligibility of applicants for medical assistance and administering the medical assistance/insurance program. This eligibility may be for the federal Medicaid program or the State Children's Health Insurance Program, or for the State funded Medicaid-like program. DHS complies with federal requirements. Recipients receive their healthcare primarily through contracted managed care organizations (i.e. QUEST Integration health plans beginning January 1, 2015). A very small number of people in specific circumstances receive services through the fee-for-service program. Additionally, DHS works with DOH and DOE to receive federal funding for eligible services provided in schools or in other programs such as the Adult Mental Health Division, Children and Adolescent Mental Health Division, Early Intervention Program, as well as for the developmentally disabled/intellectual disability waiver through the Developmentally Disabled Division. DHS also makes supplemental payments to hospitals.	HMS 401, 902	Title XIX SSA, Section 1102, 49 Stat 647 (42 USC 1302); HRS 346-14, 346-D
OYS	Ensure the safety and welfare of youth at HYCF	Maintaining safety and security; providing rehabilitative services	HMS 503	HRS 352 , 352D
OYS	Ensure the safety and welfare of youth on parole	Monitoring youth; coordinating services; strengthening families	HMS 503	HRS 352 , 352D
OYS	Operate and manage HYCF	Overseeing the facility's operations	HMS 501	HRS 352
OYS	Administer the federal Juvenile Justice and Delinquency Prevention Act	Ensuring compliance with the 4 core requirements of the Act to include compliance with the Prison Rape Elimination Act (PREA).	HMS 501	HRS 352D

Department of Human Services  
Department Functions

Table 1

Division	Description of Function	Activities	Prog ID(s)	Statutory Reference
OYS	Provide prevention/diversion/intervention services to prevent delinquency and reduce recidivism	Funding and coordinating a continuum of services for at-risk youth in the community	HMS 501	HRS 352D
SSD	<p>To enable children at risk or exposed to abuse or neglect to live in a safe and secure environments by providing in-home and out-of-home social services that benefit the children and their families.</p> <p>Child Welfare Services (CWS) has three paramount program objectives:</p> <p>1. Safety – Provide for the safety and well-being of children.</p> <p>2. Permanency -- Return children to a safe home or provide an alternate safe, permanent home. 3. Successful transition to adulthood.</p>	<p>The Program meets its objectives by the following activities and services to children exposed to harm or threat of harm and their families:</p> <ul style="list-style-type: none"> <li>• Child abuse/neglect screening and referral</li> <li>• Child abuse/neglect investigation</li> <li>• 24-hour crisis intervention, Assessment</li> <li>• Family preservation/strengthening and support services to prevent placement; family reunification</li> <li>• Case management</li> <li>• Multi-disciplinary team diagnostic consultation</li> <li>• Individual and family counseling</li> <li>• Intra-family sex abuse treatment</li> <li>• Mothers and infants-at-risk treatment</li> <li>• Permanency planning and adoption</li> <li>• Setting licensing standards for child caring and child placing organizations</li> <li>• Recruiting, training, certifying, re-certifying, monitoring and supporting Resource Caregivers</li> <li>• Recruiting and approving adoptive homes</li> <li>• Foster Care</li> <li>• Sex Trafficking</li> <li>• Independent Living Services</li> <li>• Voluntary Care to 21</li> <li>• Substance Abuse</li> <li>• Domestic Violence Services</li> </ul>	HMS 301	<p>1. Chapter 346-14(2), Hawaii Revised Statutes (HRS), Establish, extend and strengthen services for the protection and care of abused and neglected children. 2. Chapter 346-17, HRS, Authority over and investigation of child placing organizations, child caring institutions, and family foster homes. 3. Chapter 350, HRS, Child Abuse and Chapter 587, HRS, Child Protective Act. 4. Chapter 587A, Child Protective Services Act. 5. Public Law (PL) 96-272, Adoption and Child Welfare Act of 1980. 6. Child Abuse Protection and Treatment Act. 7. PL 105-89, Adoption and Safe Families Act. 8. Public Law 110-351, Fostering Connections to Success and Increasing Adoptions Act of 2008. 9. Chapter 346-391-406 (HRS) Young Adult Voluntary Foster Care Program 10. Public Law (PL) 96-272, Adoption and Child Welfare Act of 1980. 11. PL 105-89, Adoption and Safe Families Act. 12. Public law 114-22, Justice for Victims of Trafficking Act of 2015</p>

Department of Human Services  
Department Functions

Table 1

Division	Description of Function	Activities	Prog ID(s)	Statutory Reference
SSD	To ensure an adequate standard of living for children who are removed from their family homes because of abuse, threat of harm, neglect, or inadequate care and supervision. The Program provides payments for room and board and costs related to care or assistance in family preservation, reunification, or adoption as mandated by federal and state laws. Substitute caregivers are assisted in providing an adequate standard of living for children in their care with funding from Child Welfare Services for the children's basic living costs.	<p>The program meets its objectives by providing the following payments:</p> <ul style="list-style-type: none"> <li>• Foster board for relative and non-relative out-of-home care</li> <li>• Payment for emergency shelter care</li> <li>• Payment for children living with permanent custodians, legal guardians, or adoptive parents</li> <li>• Maintenance payments for former foster youth attending higher education</li> <li>• Assistance to foster parents, adoptive parents and permanent custodians/legal guardians for children who present challenges in their physical, emotional or psychological functioning</li> <li>• Subsidies to facilitate adoption for children with special needs</li> <li>• Payments to cover basic daily living needs and other essentials such as clothing, transportation to school, medical care, and visitation services to facilitate reunification or to prevent out of home placement.</li> <li>• Payment for Voluntary Care to 21</li> </ul>	HMS 303	<ol style="list-style-type: none"> <li>1. Chapter 346-14(2), Hawaii Revised Statutes (HRS), Establish, extend and strengthen services for the protection and care of abused and neglected children.</li> <li>2. Chapter 346-17, HRS, Authority over and investigation of child placing organizations, child caring institutions, and family foster homes.</li> <li>3. Chapter 587A, Child Protective Services Act</li> <li>4. Public Law (PL) 96-272, Adoption and Child Welfare Act of 1980.</li> <li>5. PL 105-89, Adoption and Safe Families Act.</li> <li>6. Public Law 110-351, Fostering Connections to Success and Increasing Adoptions Act of 2008</li> <li>7. Public law 114-22, Justice for Victims of Trafficking Act of 2015</li> </ol>
SSD	Adult Protective Services	Investigates reports of abuse, neglect and financial exploitation of vulnerable adults, age 18 and over. Provides crisis intervention to prevent further abuse.	HMS 601	HRS Part X, Ch. 346 -221-253
SSD	Nurse Aide Training and Competency Evaluation Program; Feeding Assistant Training Program	Establishes the curriculum requirements for state certification of nurse aide training programs and state approval for Federal Recertification Training Programs. Requirements of the training are mandated by Federal and State law	HMS 601	HRS Ch. 346-46, Ch. 457A-2, 42.C.F.R. § 431.10; 440.40



Department of Human Services  
Department Functions

Table 1

<u>Division</u>	<u>Description of Function</u>	<u>Activities</u>	<u>Prog ID(s)</u>	<u>Statutory Reference</u>
SSD	Courtesy Repatriate Services	Provides temporary resettlement assistance, care and treatment for U. S. citizens who return from a foreign country because of destitution, illness, threat of war or a similar crisis.	HMS 601	HRS Ch. 346-14, 45 C.F.R. § 212.3
SSD	Adult Foster Care	Provides placement and case management services in licensed adult residential care homes. to eligible clients who receive Supplemental Security Income (SSI), Medicaid, or financial assistance from the Department.	HMS 601	HRS Ch. 346-14
SSD	Chore Services	Provides essential in-home housekeeping services to enable eligible disabled clients, who do not meet the eligibility requirements of MQD's QExA, to remain in the community. To receive chore services, an individual must be eligible for Supplemental Security Income (SSI), Medicaid, or financial assistance from the Department.	HMS 601	HRS Ch. 346-14
SSD	Community Based Residential Support	Provides State Supplemental Payments (SSP) to recipients who are eligible to receive Supplemental Security Income (SSI) from the Social Security Administration as they are aged, blind or disabled, living in a Domiciliary Care Home or Community Care Foster Family Home and are in need of additional funds to pay for their room and board.	HMS 605	HRS Ch. 346-53

Department of Human Services  
Department Functions

Table 1

<u>Division</u>	<u>Description of Function</u>	<u>Activities</u>	<u>Prog ID(s)</u>	<u>Statutory Reference</u>
SSD	To enhance program effectiveness and efficiency by formulating policies, administering operations and personnel, planning, development, and implementation of a comprehensive statewide social service program that includes adult community care services (ACCS) and child welfare services (CWS) within the Social Services Division.	<p>The program meets its objectives by developing division level plans, providing basic/introductory program specific skills and computer trainings to new employees and beyond-introductory training to eligible employees, conducting federal/internal compliance reviews, processing computer system/equipment requests for modification, processing of Medicaid waiver client payments, and executing contracts and monitoring of contract providers.</p> <ul style="list-style-type: none"> <li>• strategic planning</li> <li>• budget coordination and monitoring</li> <li>• staff training and professional development</li> <li>• contracting and contracts monitoring</li> <li>• grants compliance and monitoring</li> <li>• information system development and maintenance</li> <li>• continuous quality improvement</li> </ul>	HMS 901	1. Chapter 346, 1-14 (HRS); Chapter 346-17 (HRS), Chapter 346-221 (HRS), Chapter 346-391 (HRS), Chapter 350 (HRS), Chapter 587A, Public Law (PL) 96-272, Adoption and Child Welfare Act of 1980, PL 105-89, Adoption and Safe Families Act, Public Law 110-351,
SSD	Foster Grandparent Program	Provides stipends to enable low-income older adults to assist children with special and exceptional needs in schools, Head Start sites, and non-profit organizations.	HMS 601	HRS Ch. 346-56, 42,. C.F.R. §1208.1-2
SSD	Senior Companion Program	Provides stipends to low income older adults who provide in-home companionship and limited personal care to frail elders and provide respite and relief for caregivers.	HMS 601	HRS, Ch. 346-56, 42 C.F.R. § 1207.1

Department of Human Services  
Department Functions

Table 1

<u>Division</u>	<u>Description of Function</u>	<u>Activities</u>	<u>Prog ID(s)</u>	<u>Statutory Reference</u>
SSD	Respite Companion Service Program	Provides training/employment for low-income older adults the opportunity to learn job readiness skills at designated adult day care and day health facilities or within the homes of older adults, with the goal of preparing them for employment opportunities.	HMS 601	HRS Ch.. 346-14, Part II, 346-56, 29 C.F.R. § 89-19
SSD	Transportation Assistance for Resident Aliens and Naturalized Citizens	Enables seniors, age 60 and over,C4 who are resident aliens or naturalized citizens to return to homelands outside the United States.	HMS 601	HRS Ch. 346-141-146

Department of Human Services  
Department-Wide Totals

Table 2

<b>Fiscal Year 2018</b>				
<b>Act 049/17 Appropriation</b>	<b>Restriction</b>	<b>Emergency Appropriations</b>	<b>Total FY18</b>	<b>MOF</b>
\$1,227,409,986.00	-\$8,569,970.00		\$1,218,840,016.00	A
\$2,190,994,970.00			\$2,190,994,970.00	N
\$17,889,212.00			\$17,889,212.00	P
\$12,013,691.00			\$12,013,691.00	W
\$3,923,604.00			\$3,923,604.00	B
\$7,169,481.00			\$7,169,481.00	U
\$10,000.00			\$10,000.00	R
<b>\$3,459,410,944.00</b>	<b>-\$8,569,970.00</b>		<b>\$3,450,840,974.00</b>	<b>Total</b>
<b>Fiscal Year 2019</b>				
<b>Act 049/17 Appropriation</b>	<b>Reductions *</b>	<b>Additions **</b>	<b>Total FY19</b>	<b>MOF</b>
\$1,248,648,444.00	-\$783,505.00	\$30,533,489.00	\$1,278,398,428.00	A
\$2,296,611,045.00	-\$22,867.00	\$13,089,689.00	\$2,309,677,867.00	N
\$17,889,212.00			\$17,889,212.00	P
\$12,696,102.00			\$12,696,102.00	W
\$3,923,604.00			\$3,923,604.00	B
\$7,169,481.00			\$7,169,481.00	U
\$10,000.00			\$10,000.00	R
<b>\$3,586,947,888.00</b>	<b>-\$806,372.00</b>	<b>\$43,623,178.00</b>	<b>\$3,629,764,694.00</b>	<b>Total</b>
* Reductions include all Form A requests, including trade-offs, if any.				
** Additions include all Form A requests, including trade-offs, if any.				

Program ID Totals

Prog ID	Program Title	MOF	As budgeted by Act 049/17 (FY19)			Governor's Submittal (FY19)			Percent Change of \$\$\$\$
			Pos (P)	Pos (T)	\$\$\$	Pos (P)	Pos (T)	\$\$\$	
HMS 202	Aged, Blind and Disabled Payments	A	-	-	\$ 4,029,480	-	-	\$ 4,029,480	0.0%
HMS 204	General Assistance Payments	A	-	-	\$ 23,889,056	-	-	\$ 23,889,056	0.0%
HMS 206	Federal Assistance Payments	N	-	-	\$ 5,703,592	-	-	\$ 5,703,592	0.0%
HMS 211	Cash Support for Families Pursuing Self-Sufficienc	A	-	-	\$ 22,694,156	-	-	\$ 22,694,156	0.0%
HMS 211	Cash Support for Families Pursuing Self-Sufficienc	N	-	-	\$ 44,000,000	-	-	\$ 44,000,000	0.0%
HMS 220	Rental Housing Services	A	-	-	\$ 6,432,410	-	-	\$ 6,432,410	0.0%
HMS 220	Rental Housing Services	N	200.00	7.50	\$ 79,995,342	200.00	7.50	\$ 81,489,033	1.9%
HMS 220	Rental Housing Services	W	21.00	-	\$ 5,026,438	21.00	-	\$ 5,026,438	0.0%
HMS 222	Rental Assistance Services	A	2.25	-	\$ 1,082,187	2.25	-	\$ 2,633,764	143.4%
HMS 222	Rental Assistance Services	N	29.75	2.00	\$ 26,442,710	29.75	2.00	\$ 26,508,048	0.2%
HMS 224	Homeless Services	A	11.00	-	\$ 15,746,955	11.00	-	\$ 29,176,955	85.3%
HMS 224	Homeless Services	N	-	-	\$ 649,448	-	-	\$ 649,448	0.0%
HMS 224	Homeless Services	P	-	-	\$ 2,366,839	-	-	\$ 2,366,839	0.0%
HMS 229	HPHA Administration	N	76.00	41.00	\$ 39,432,344	76.00	41.00	\$ 40,373,761	2.4%
HMS 229	HPHA Administration	W	51.00	20.00	\$ 6,339,464	51.00	20.00	\$ 6,339,464	0.0%
HMS 236	Case Management for Self-Sufficiency	A	296.33	-	\$ 15,251,625	296.33	-	\$ 15,309,189	0.4%
HMS 236	Case Management for Self-Sufficiency	N	233.67	-	\$ 25,472,110	233.67	-	\$ 25,472,110	0.0%
HMS 236	Case Management for Self-Sufficiency	P	-	-	\$ 30,237	-	-	\$ 30,237	0.0%
HMS 237	Employment and Training	A	-	-	\$ 469,505	-	-	\$ 469,505	0.0%
HMS 237	Employment and Training	N	-	-	\$ 1,245,750	-	-	\$ 1,245,750	0.0%
HMS 238	Disability Determination	N	49.00	-	\$ 8,029,327	49.00	-	\$ 8,072,480	0.5%
HMS 301	Child Protective Services	A	219.30	-	\$ 34,549,692	219.30	-	\$ 34,549,692	0.0%
HMS 301	Child Protective Services	B	-	-	\$ 1,007,587	-	-	\$ 1,007,587	0.0%
HMS 301	Child Protective Services	N	175.20	-	\$ 42,164,875	175.20	-	\$ 42,249,043	0.2%
HMS 301	Child Protective Services	P	-	-	\$ 106,225	-	-	\$ 106,225	0.0%
HMS 302	General Support for Child Care Services	A	25.35	-	\$ 1,715,547	25.35	0.50	\$ 1,753,468	2.2%
HMS 302	General Support for Child Care Services	N	24.65	-	\$ 11,850,965	24.65	0.50	\$ 11,879,753	0.2%
HMS 303	Child Protective Services Payments	A	-	-	\$ 43,131,294	-	-	\$ 47,765,586	10.7%
HMS 303	Child Protective Services Payments	N	-	-	\$ 23,614,626	-	-	\$ 26,110,014	10.6%
HMS 305	Cash Support for Child Care	A	-	-	\$ 25,011,811	-	-	\$ 25,011,811	0.0%
HMS 305	Cash Support for Child Care	N	-	-	\$ 38,530,754	-	-	\$ 38,530,754	0.0%

Program ID Totals

Prog ID	Program Title	MOF	As budgeted by Act 049/17 (FY19)			Governor's Submittal (FY19)			Percent Change of \$\$\$
			Pos (P)	Pos (T)	\$\$\$	Pos (P)	Pos (T)	\$\$\$	
HMS 401	Health Care Payments	A	-	-	\$ 944,108,598	-	-	\$ 948,813,078	0.5%
HMS 401	Health Care Payments	B	-	-	\$ 1,376,660	-	-	\$ 1,376,660	0.0%
HMS 401	Health Care Payments	N	-	-	\$ 1,803,909,546	-	-	\$ 1,810,966,266	0.4%
HMS 401	Health Care Payments	P	-	-	\$ 13,216,034	-	-	\$ 13,216,034	0.0%
HMS 401	Health Care Payments	U	-	-	\$ 6,781,921	-	-	\$ 6,781,921	0.0%
HMS 501	In-Community Youth Programs	A	14.00	0.50	\$ 8,235,753	14.00	0.50	\$ 8,475,753	2.9%
HMS 501	In-Community Youth Programs	N	-	3.00	\$ 2,572,722	-	3.00	\$ 2,572,722	0.0%
HMS 503	Hawaii Youth Correctional Facility	A	118.00	-	\$ 9,829,191	118.00	-	\$ 9,829,191	0.0%
HMS 601	Adult Protective and Community Services	A	71.48	-	\$ 5,830,367	71.48	-	\$ 5,830,367	0.0%
HMS 601	Adult Protective and Community Services	N	7.02	3.00	\$ 3,979,173	7.02	3.00	\$ 3,979,173	0.0%
HMS 601	Adult Protective and Community Services	P	-	-	\$ 1,321,390	-	-	\$ 1,321,390	0.0%
HMS 601	Adult Protective and Community Services	R	-	-	\$ 10,000	-	-	\$ 10,000	0.0%
HMS 601	Adult Protective and Community Services	U	-	-	\$ 387,560	-	-	\$ 387,560	0.0%
HMS 605	Community-Based Residential Support Services	A	-	-	\$ 17,810,955	-	-	\$ 17,810,955	0.0%
HMS 802	Vocational Rehabilitation	A	37.76	2.64	\$ 4,659,804	37.76	2.64	\$ 4,659,804	0.0%
HMS 802	Vocational Rehabilitation	N	69.24	5.36	\$ 14,662,011	69.24	5.36	\$ 14,662,011	0.0%
HMS 802	Vocational Rehabilitation	W	-	-	\$ 1,330,200	-	-	\$ 1,330,200	0.0%
HMS 888	Commission on the Status of Women	A	1.00	1.00	\$ 168,324	1.00	1.00	\$ 168,324	0.0%
HMS 901	General Support for Social Services	A	19.45	-	\$ 2,474,317	19.45	-	\$ 2,474,317	0.0%
HMS 901	General Support for Social Services	N	9.55	-	\$ 2,074,339	9.55	-	\$ 2,074,339	0.0%
HMS 902	General Support for Health Care Payments	A	134.50	5.70	\$ 9,479,187	135.70	5.70	\$ 15,433,167	62.8%
HMS 902	General Support for Health Care Payments	B	0.56	-	\$ 1,539,357	0.56	-	\$ 1,539,357	0.0%
HMS 902	General Support for Health Care Payments	N	142.69	19.30	\$ 52,924,167	144.29	19.30	\$ 53,655,835	1.4%
HMS 902	General Support for Health Care Payments	P	-	-	\$ 843,987	-	-	\$ 843,987	0.0%
HMS 903	General Support for Self-Sufficiency Services	A	49.28	1.59	\$ 41,622,620	49.28	1.59	\$ 41,650,669	0.1%
HMS 903	General Support for Self-Sufficiency Services	N	44.72	1.41	\$ 65,391,488	44.72	1.41	\$ 65,391,488	0.0%
HMS 903	General Support for Self-Sufficiency Services	P	-	-	\$ 3,000	-	-	\$ 3,000	0.0%
HMS 904	General Administration - DHS	A	135.45	8.00	\$ 10,425,610	135.70	8.00	\$ 10,425,610	0.0%
HMS 904	General Administration - DHS	N	26.55	-	\$ 3,965,756	26.30	-	\$ 3,987,873	0.6%
HMS 904	General Administration - DHS	P	-	-	\$ 1,500	-	-	\$ 1,500	0.0%
			2,295.75	122.00	\$ 3,586,947,888	2,298.55	123.00	\$ 3,630,548,199	1.2%

Department of Human Services  
Program ID Totals

Table 3

Prog ID	Program Title	MOF	As budgeted by Act 049/17 (FY19)			Governor's Submittal (FY19)			Percent Change of \$\$\$
			Pos (P)	Pos (T)	\$\$\$	Pos (P)	Pos (T)	\$\$\$	
	Department Totals	A	1,135.15	19.43	\$ 1,248,648,444	1,136.60	19.93	\$ 1,279,286,307	2.5%
		B	0.56	-	\$ 3,923,604	0.56	-	\$ 3,923,604	0.0%
		N	1,088.04	82.57	\$ 2,296,611,045	1,089.39	83.07	\$ 2,309,573,493	0.6%
		P	-	-	\$ 17,889,212	-	-	\$ 17,889,212	0.0%
		R	-	-	\$ 10,000	-	-	\$ 10,000	0.0%
		U	-	-	\$ 7,169,481	-	-	\$ 7,169,481	0.0%
		W	72.00	20.00	\$ 12,696,102	72.00	20.00	\$ 12,696,102	0.0%
			2,295.75	122.00	\$ 3,586,947,888	2,298.55	123.00	\$ 3,630,548,199	1.2%

Department of Human Services  
Budget Decisions

Table 4

Prog ID	Sub-Org	Description of Request	MOF	Initial Department Request			Budget & Finance Recommendation			Governor's Decision		
				FY19			FY19			FY19		
				Pos (P)	Pos (T)	\$\$\$	Pos (P)	Pos (T)	\$\$\$	Pos (P)	Pos (T)	\$\$\$
HMS 220	RH	General Funds for Security Soft Costs	A			\$ 1,000,000			\$ -			\$ -
HMS 220	RH	Federal Fringe Benefit Increase	N			\$ 1,493,691			\$ 1,493,691			\$ 1,493,691
HMS 222	RA	Funds for the State Rent Supplement Program	A			\$ 1,551,577			\$ 1,551,577			\$ 1,551,577
HMS 222	RA	Federal Fringe Benefit Increase	N			\$ 65,338			\$ 65,338			\$ 65,338
HMS 224	HS	Housing First Program	A			\$ 3,000,000			\$ 3,000,000			\$ 3,000,000
HMS 224	HS	Rapid Re-Housing Program	A			\$ 3,000,000			\$ 3,000,000			\$ 3,000,000
HMS 224	HS	Family Assessment Center	A			\$ 680,000			\$ 680,000			\$ 680,000
HMS 224	HS	Repair and Maintenance of State-Owned Homeless	A			\$ 3,000,000			\$ -			\$ -
HMS 224	HS	Homeless Outreach and Civil Legal Services	A			\$ 1,750,000			\$ 1,750,000			\$ 1,750,000
HMS 224	HS	Homelessness Property Storage, Trash and Debris Removal,	A						\$ 5,000,000			\$ 5,000,000
HMS 229	HA	Federal Fringe Benefit Increase	N			\$ 941,417			\$ 941,417			\$ 941,417
HMS 236	LC	Federal Fringe Benefit Increase	N			\$ 57,564			\$ 57,564			\$ 57,564
HMS 238	GB	Federal Fringe Benefit Increase	N			\$ 43,153			\$ 43,153			\$ 43,153
HMS 301	SA	Federal Fringe Benefit Increase	N			\$ 84,168			\$ 84,168			\$ 84,168
HMS 302	DA	Add 3.0 Human Services Professional IV Position under Child Care Office	A	1.50		\$ 53,238	0.50		\$ 19,160	0.50		\$ 19,160
HMS 302	DA	Federal Fringe Benefit Increase	N			\$ 18,761			\$ 18,761			\$ 18,761
HMS 302	DA	Add 3.0 Human Services Professional IV Position under Child Care Office	N	1.50		\$ 78,961	0.50		\$ 28,788	0.50		\$ 28,788
HMS 303	WP	Foster Board Rates	A			\$ 4,634,292			\$ 4,634,292			\$ 4,634,292
HMS 303	WP	Foster Board Rates	N			\$ 2,495,388			\$ 2,495,388			\$ 2,495,388
HMS 401	PE	Restore Adult Dental Benefit	A			\$ 4,704,480			\$ 4,704,480			\$ 4,704,480
HMS 401	PE	Medicaid Savings Adjustment	A						\$ (783,505)			\$ (783,505)
HMS 401	PE	Restore Adult Dental Benefit	N			\$ 7,056,720			\$ 7,056,720			\$ 7,056,720
HMS 501	YA	Juvenile Justice Program Services	A			\$ 240,000			\$ 240,000			\$ 240,000
HMS 501	YA	Juvenile Justice Reform Program	A			\$ 600,000			\$ -			\$ -
HMS 501	YA	Cultural Healing Centers	A			\$ 2,400,000			\$ -			\$ -
HMS 501	YA	Assessment Service Center	A			\$ 1,500,000			\$ -			\$ -
HMS 802	GA	Operating Cost for Vocational Rehabilitation Program	A			\$ 1,000,000			\$ -			\$ -
HMS 802	GA	Operating Cost for Older Individuals who are Blind (OIB) Program	A			\$ 302,000			\$ -			\$ -
HMS 902	IA	Enterprise System maintenance and Operations	A			\$ 5,250,000			\$ 5,250,000			\$ 5,250,000
HMS 902	IA	Health Analytics	A	2.40		\$ 768,480	1.20		\$ 703,980	1.20		\$ 703,980
HMS 902	IA	Health Analytics	N	1.60		\$ 563,920	0.80		\$ 495,120	0.80		\$ 495,120
HMS 902	IA	Federal Fringe Benefit Increase	N			\$ 236,548			\$ 236,548			\$ 236,548
HMS 903	FA	Federal Fringe Benefit Increase	N			\$ 28,049			\$ 28,049			\$ 28,049
HMS 904	AA	IT Compliance and Regulation Positions	A			\$ 424,000			\$ -			\$ -
HMS 904	AA	Change Funding of the Planner V for General Administration/Budget, Planning and Management Office to be 100% General Funded	A	0.25		\$ 14,292	0.25		\$ -	0.25		\$ -
HMS 904	AA	Change Funding of the Planner V for General	N	(0.25)		\$ (22,867)	(0.25)		\$ (22,867)	(0.25)		\$ (22,867)
HMS 904	AA	Federal Fringe Benefit Increase	N			\$ 44,984			\$ 44,984			\$ 44,984
				7.00	-	\$ 49,058,154	3.00	-	\$ 42,816,806	3.00	-	\$ 42,816,806



Department of Human Services  
Budget Decisions

Table 4

Prog ID	Sub-Org	Description of Request	Initial Department Request			Budget & Finance Recommendation			Governor's Decision			
			FY19			FY19			FY19			
			MOF	Pos (P)	Pos (T)	\$\$\$	Pos (P)	Pos (T)	\$\$\$	Pos (P)	Pos (T)	\$\$\$
		Department Totals	A	4.15	-	\$ 35,872,359	1.95	-	\$ 29,749,984	1.95	-	\$ 29,749,984
			B	-	-	\$ -	-	-	\$ -	-	-	\$ -
			N	2.85	-	\$ 13,185,795	1.05	-	\$ 13,066,822	1.05	-	\$ 13,066,822
			P	-	-	\$ -	-	-	\$ -	-	-	\$ -
			R	-	-	\$ -	-	-	\$ -	-	-	\$ -
			U	-	-	\$ -	-	-	\$ -	-	-	\$ -
			W	-	-	\$ -	-	-	\$ -	-	-	\$ -
				7.00	-	\$ 49,058,154	3.00	-	\$ 42,816,806.00	3.00	-	\$ 42,816,806.00

Department of Human Services  
Proposed Budget Reductions

Table 5

Prog ID	Sub-Org	Description of Reduction	Impact of Reduction	MOF	FY 19			FY18
					Pos (P)	Pos (T)	\$\$\$	Restriction (Y/N)
HMS 401	PE	Medicaid Savings Adjustment	This reduction would lessen the division's ability to mitigate any shortfalls in the program.	A			\$ (783,505)	N
HMS 904	AA	Change Funding of the Planner V for General Administration/Budget, Planning and Management Office to be 100% General Funded	General Administration doesn't have federal funds to cover the federal fund portion of the Planner V position. The reduction would correct the FTE for the position to be 100% MOF A.	N	(0.25)		\$ (22,867)	N
			TOTALS (amounts referenced in Table 2)	A			\$ (783,505)	
				N	(0.25)		\$ (22,867)	
							\$ (806,372)	

Prog ID	Sub-Org	Addition Type	Prog ID Priority	Dept-Wide Priority	Description of Addition	Justification	MOF	FY19		
								Pos (P)	Pos (T)	\$\$\$
HMS 236	LC	FA	1	1	Federal Fringe Benefit Increase	As Finance Memorandum 17-12, Supplemental Budget Policies and Guidelines (Fiscal Biennium 2017-19), dated September 27, 2017, does not explicitly revise previous assumptions, we continue to use 60.0% as the basis for further calculations on fringe benefits. Based on federal fund salaries for permanent and temporary positions and on fringe benefits amounts listed in Act 49/SLH 2017, an increase in the appropriation ceiling for major recurring federal funds (MOF N) will be required for FY19.	N			57,564
HMS 238	GB	FA	1	1	Federal Fringe Benefit Increase	As Finance Memorandum 17-12, Supplemental Budget Policies and Guidelines (Fiscal Biennium 2017-19), dated September 27, 2017, does not explicitly revise previous assumptions, we continue to use 60.0% as the basis for further calculations on fringe benefits. Based on federal fund salaries for permanent and temporary positions and on fringe benefits amounts listed in Act 49/SLH 2017, an increase in the appropriation ceiling for major recurring federal funds (MOF N) will be required for FY19.	N			43,153
HMS 301	SA	FA	1	1	Federal Fringe Benefit Increase	As Finance Memorandum 17-12, Supplemental Budget Policies and Guidelines (Fiscal Biennium 2017-19), dated September 27, 2017, does not explicitly revise previous assumptions, we continue to use 60.0% as the basis for further calculations on fringe benefits. Based on federal fund salaries for permanent and temporary positions and on fringe benefits amounts listed in Act 49/SLH 2017, an increase in the appropriation ceiling for major recurring federal funds (MOF N) will be required for FY19.	N			84,168
HMS 302	DA	FA	2	1	Federal Fringe Benefit Increase	As Finance Memorandum 17-12, Supplemental Budget Policies and Guidelines (Fiscal Biennium 2017-19), dated September 27, 2017, does not explicitly revise previous assumptions, we continue to use 60.0% as the basis for further calculations on fringe benefits. Based on federal fund salaries for permanent and temporary positions and on fringe benefits amounts listed in Act 49/SLH 2017, an increase in the appropriation ceiling for major recurring federal funds (MOF N) will be required for FY19.	N			18,761
HMS 902	IA	FA	3	1	Federal Fringe Benefit Increase	As Finance Memorandum 17-12, Supplemental Budget Policies and Guidelines (Fiscal Biennium 2017-19), dated September 27, 2017, does not explicitly revise previous assumptions, we continue to use 60.0% as the basis for further calculations on fringe benefits. Based on federal fund salaries for permanent and temporary positions and on fringe benefits amounts listed in Act 49/SLH 2017, an increase in the appropriation ceiling for major recurring federal funds (MOF N) will be required for FY19.	N			236,548
HMS 903	FA	FA	1	1	Federal Fringe Benefit Increase	As Finance Memorandum 17-12, Supplemental Budget Policies and Guidelines (Fiscal Biennium 2017-19), dated September 27, 2017, does not explicitly revise previous assumptions, we continue to use 60.0% as the basis for further calculations on fringe benefits. Based on federal fund salaries for permanent and temporary positions and on fringe benefits amounts listed in Act 49/SLH 2017, an increase in the appropriation ceiling for major recurring federal funds (MOF N) will be required for FY19.	N			28,049
HMS 904	AA	FA	2	1	Federal Fringe Benefit Increase	As Finance Memorandum 17-12, Supplemental Budget Policies and Guidelines (Fiscal Biennium 2017-19), dated September 27, 2017, does not explicitly revise previous assumptions, we continue to use 60.0% as the basis for further calculations on fringe benefits. Based on federal fund salaries for permanent and temporary positions and on fringe benefits amounts listed in Act 49/SLH 2017, an increase in the appropriation ceiling for major recurring federal funds (MOF N) will be required for FY19.	N			44,984
HMS 220	RH	FA	1	1	Federal Fringe Benefit Increase	As Finance Memorandum 17-12, Supplemental Budget Policies and Guidelines (Fiscal Biennium 2017-19), dated September 27, 2017, does not explicitly revise previous assumptions, we continue to use 60.0% as the basis for further calculations on fringe benefits. Based on federal fund salaries for permanent and temporary positions and on fringe benefits amounts listed in Act 49/SLH 2017, an increase in the appropriation ceiling for major recurring federal funds (MOF N) will be required for FY19.	N			1,493,691
HMS 222	RA	FA	2	1	Federal Fringe Benefit Increase	As Finance Memorandum 17-12, Supplemental Budget Policies and Guidelines (Fiscal Biennium 2017-19), dated September 27, 2017, does not explicitly revise previous assumptions, we continue to use 60.0% as the basis for further calculations on fringe benefits. Based on federal fund salaries for permanent and temporary positions and on fringe benefits amounts listed in Act 49/SLH 2017, an increase in the appropriation ceiling for major recurring federal funds (MOF N) will be required for FY19.	N			65,338
HMS 229	HA	FA	1	1	Federal Fringe Benefit Increase	As Finance Memorandum 17-12, Supplemental Budget Policies and Guidelines (Fiscal Biennium 2017-19), dated September 27, 2017, does not explicitly revise previous assumptions, we continue to use 60.0% as the basis for further calculations on fringe benefits. Based on federal fund salaries for permanent and temporary positions and on fringe benefits amounts listed in Act 49/SLH 2017, an increase in the appropriation ceiling for major recurring federal funds (MOF N) will be required for FY19.	N			941,417

<u>Prog ID</u>	<u>Sub-Org</u>	<u>Addition Type</u>	<u>Prog ID Priority</u>	<u>Dept-Wide Priority</u>	<u>Description of Addition</u>	<u>Justification</u>	<u>MOF</u>	<u>Pos (P)</u>	<u>Pos (T)</u>	<u>\$\$\$</u>
HMS 303	WP	OR	1	1	Foster Board Rates	This budget request is to cover an increase in board rates for children in foster care along with concomitant increases in adoption assistance, permanency assistance, Imua Kākou, and higher education payments. The new board rates for SFY 2019 will be \$649 for children ages birth to 5 years, \$742 for children ages 6 to 11 years, and \$776 for youth and young adults ages 12 years and up. A review of the board rates is to take place every five years as provided by section 17-1617-22, Hawaii Administrative Rules, in accordance with the Social Security Act's requirement that rates be reviewed periodically to assure continuing appropriateness, Title 42 U.S.C. section 671(a) (11). If, at the time of review, an increase in the board rates is warranted, DHS will seek legislative appropriations to fund the increase.	A			4,634,292
HMS 303	WP	OR	1	1	Foster Board Rates		N			2,495,388
HMS 224	HS	OR	1	2	Housing First Program	<p>The Housing First program provides housing and supportive case management services to unsheltered homeless persons. The services are key to moving these individuals off the streets, ensuring that they remain successfully housed, and reducing utilization of high-cost emergency room services.</p> <p>Per section 346-378, HRS, the state's Housing First program has been in operation on O'ahu for over four years and has provided supportive housing to 115 chronically homeless, highly vulnerable individuals and family members during this period. Housing retention rate of the state's Housing First program is approximately 97% – that is 97% remain housed – which far exceeds the national average of 80%. With the requested funds, the Housing First program is projected to serve at least 175 individuals and family members statewide. The funding for Housing First includes both monthly rent and ongoing wraparound case management.</p> <p>Without sustained funding, the individuals who are currently housed through Housing First will be at immediate risk to return to homelessness. A preliminary analysis by the University of Hawai'i's Center on the Family of a subset of state Housing First clients found based on client report, that estimated healthcare costs for clients dropped an average of 43% in just six months following housing placement – from an average of \$10,570 per client per month to \$5,980 per client per month.</p>	A			3,000,000
HMS 401	PE	OR	1	3	Restore Adult Dental Benefit	In 2009, the adult dental benefit was eliminated, except for emergency procedures including extractions, resulting in no coverage for preventive dental care. Provision of preventive dental care for adults would reduce the need for emergency dental care. Since the elimination of the full adult dental benefit, preventable emergency room visits for oral health have more than doubled, largely driven by adults. Oral health has a direct impact on the overall health of individuals, especially those who have chronic diseases such as diabetes and heart disease. The lack of an adult dental benefit has meant that the Medicaid beneficiary cannot receive a whole-person approach to their health and health care. This request would restore the benefit to prior levels, with a spending cap of \$600 for preventive dental benefits per benefit year.	A			4,704,480
HMS 401	PE	OR	1	3	Restore Adult Dental Benefit		N			7,056,720
HMS 902	IA	OR	1	4	Enterprise System Maintenance and Operations	This request is for the maintenance and operations (M&O) of the DHS Enterprise System Medicaid eligibility and enrollment application, known as the Kauhale On Line Eligibility Assistance (KOLEA). KOLEA is the information technology system developed in accordance with the Affordable Care Act of 2014 that supports the eligibility determination process for the medical assistance programs. M&O includes hosting of the system, all underlying software licenses (Oracle, IBM) and the hardware to operate the platform, the state hub (provides connectivity to the federal data services hub required by the Affordable Care Act of 2014), and connectivity to other data sources for verification. It also includes the technical services to continually monitor the system, to implement updates and patching of underlying software to keep software updated, and to address vulnerabilities. Finally, the request includes production support staff that provide a help desk and make necessary enhancements to address eligibility determination. This request is eligible for 75% federal financial participation rate. The federal financial participation amount of \$15,750,000, or 75% participation rate, was approved in Act 49 (2017) (HB100 HD1 SD1 CD1) for FB 2017 – 2019.	A			5,250,000

<u>Prog ID</u>	<u>Sub-Org</u>	<u>Addition Type</u>	<u>Prog ID Priority</u>	<u>Dept-Wide Priority</u>	<u>Description of Addition</u>	<u>Justification</u>	<u>MOF</u>	<u>Pos (P)</u>	<u>Pos (T)</u>	<u>\$\$\$</u>
HMS 224	HS	OR	2	5	Rapid Re-Housing Program	Rapid Re-Housing, a nationally recognized best practice, helps individuals and families to quickly exit homelessness, return to housing in the community, and avoid future homelessness. The core components of Rapid Re-Housing are housing identification and location services, time-limited move-in and rental assistance, and short-term case management and services. This practice has been long endorsed by the U.S. department of housing and urban development as an effective way to end homelessness among families with minor children. Rapid Re-Housing assists persons living in shelters as well as unsheltered locations. Consistent with the Department of Human Services' 'Ohana Nui' strategy, the Rapid Re-Housing program will address the social determinants of health and provide increased housing stability for families with minor children.	A			3,000,000
HMS 224	HS	OR	3	6	Family Assessment Center	The Family Assessment Center (FAC) in Kaka'ako utilizes 'Housing First' principles to quickly move families with minor children off the streets and into permanent housing. FAC opened in September 2016 and served 184 people and placed 35 out of 38 families entering the facility into housing in the first year. The housing placement rate for the center in its first year was 92% (35 out of 38), and families were housed in an average of 82 days.  In addition to quickly moving families with minor children out of homelessness and into permanent housing in its first year, the center also increased the income for 59% of families through linkages to public benefits, employment, and other critical resources during their stay at the facility.  Incorporating the 'Ohana Nui strategy of service integration, FAC addresses the social determinants of health and provides increased housing stability for families with minor children. FAC can accommodate 12-14 families (up to 50 people) at any one time and needs additional funding to continue critical services beyond SFY 18.	A			680,000
HMS 302	DA	OR	1	8	Add 1.0 Human Services Professional IV Position under Child Care Office	The goal of the child care licensing program is to ensure the health, safety, and well-being of children attending licensed and registered child care homes and facilities by developing and enforcing minimum standards for each type of regulated care. This budget request will augment the need for additional quality assurance reviews based on the federal Child Care and Development Block Grant (CCDBG) Act of 2014 (Public Law 113-186) and 45 Code of Federal Regulations (CFR) Part 98 requirement to post full monitoring inspection reports and substantiated complaint reports on a public website that is consumer-friendly and has summary information in plain language. States are required to conduct site visits for all licensed and registered child care providers at least annually. DHS oversees approximately 1,000 regulated child care homes and facilities statewide and strives to visit each home or facility twice a year. These visits result in nearly 2,000 inspection reports that will be required to be posted to the public website on an annual basis.  In addition, DHS will begin monitoring exempt, non-related providers who care for children receiving child care subsidies; this includes 200 exempt center-based programs and 1,000 non-relative home-based caregivers.	A	0.50		19,160
HMS 302	DA	OR	1	8	Add 1.0 Human Services Professional IV Position under Child Care Office	DHS will also conduct complaint investigations for violation of minimum health and safety standards for exempt child care providers who care for children receiving child care subsidies. Substantiated complaint investigation reports for licensed and registered child care providers and exempt center-based providers will need to be posted on the public website.  Regulated child care programs and providers that meet established health and safety requirements are providing vital services in the community so that Hawai'i's parents are able to maintain employment activities that are necessary for their family's well-being and ultimately increase family resources. This budget request is for the state's child care program to meet the federal requirement for the posting of full monitoring inspection visits and substantiated complaint reports on the public website.	N	0.50		28,788

<u>Prog ID</u>	<u>Sub-Org</u>	<u>Addition Type</u>	<u>Prog ID Priority</u>	<u>Dept-Wide Priority</u>	<u>Description of Addition</u>	<u>Justification</u>	<u>MOF</u>	<u>Pos (P)</u>	<u>Pos (T)</u>	<u>\$\$\$</u>
HMS 224	HS	OR	4	10	Homeless Outreach and Civil Legal Services	Homeless outreach services are intended to reach out to the unsheltered homeless population, engage them in services to be housed, and end their homelessness. Outreach is a key area of our homeless services system of care that requires additional resources. The services offered by homeless outreach providers include: assistance with obtaining identification documents and other vital records (e.g. birth certificates); identifying and locating suitable housing options and providing support through the housing location and move-in process; and assistance with job search and applications for public benefits. This request is also for civil legal services to obtain identification, assist with landlord-tenant, and fair housing issues. Civil legal services for fair housing issues were federally funded through the U.S. Department of Housing and Urban Development (HUD), but federal funding was cut in FFY2016.	A			1,750,000
HMS 501	YA	SY	1	11	Juvenile Justice Program Services	This request is the result of significant decreases in federal dollars from federal fiscal year (FFY) 2011 with a total grant award amount of \$918,864 to the current FFY 2017 total grant award amount of 394,251. This request will support graduated responses to prevent secure detention and confinement for arrested youth and provide program services that will assist youth and their families to manage their own issues such as trauma and mental health and prevent entrance into the juvenile justice system and to work with initiatives that provide community-based services addressing development of effective prevention, diversion, rehabilitation programs, and training.	A			240,000
HMS 902	IA	OR	2	12	Health Analytics	MQD is seeking to expand and enhance its capabilities for health analytics and will also enhance other capabilities for health analytics through the management, coordination and collaboration with other state departments in the use of the All- Payer Claims Data warehouse (APCD). The administration is submitting a measure to create a health analytics program and the APCD within MQD. This effort includes the Department of Health, State Health Planning and Development Agency, Insurance Division with Department of Commerce and Consumer Affairs, the University of Hawai'i, the Department of Budget and Finance, Hawai'i Employee-Union Health Trust Fund, and Enterprise Technology Services of the Department of Accounting and General Services, who are all members of the governing body for the APCD. Increasing the health analytics and informatics capabilities are essential for program administrators and policy makers to be able to comprehensively analyze cost, utilization, and quality trends across all payers. Also, new federal rules regarding Medicaid managed care and network adequacy require examining community standards for accessing care which is only possible if one can readily access such standards using datasets such as those in the APCD.	A	1.20		703,980
HMS 902	IA	OR	2	12	Health Analytics	Additionally, Medicaid is able to more readily leverage federal Medicaid dollars for APCD if the analyses and some contracting are located in and working for the Medicaid agency.  The proposal adds two exempt positions to MQD: a Health Analytics/Informatics Program Manager and a Research Analyst/Statistician to do needed analyses using APCD and Medicaid data. There is anticipated that some legal advice from the Department of the Attorney General will be required. Additionally, there is the core need for the actual information technology and infrastructure, data management, and applied analyses of the APCD, which is currently being contracted with University of Hawai'i.	N	0.80		495,120
HMS 904	AA	OR	1	18	Change Funding of the Planner V for General Administration/Budget, Planning and Management Office to be 100% General Funded	Position Number 46389, Planner, is under the General Administration Division. Currently, the position is split funded – 75% MOF A and 25% MOF N.  General Administration does not have federal funds to cover the federal fund portion of the Planner V position. The reduction would correct the FTE for the position to be 100% MOF A.  We respectfully request to change the means of funds for Position number 46389 from 75% A, 25% N to 100% general funded.	A	0.25		-

<u>Prog ID</u>	<u>Sub-Org</u>	<u>Addition Type</u>	<u>Prog ID Priority</u>	<u>Dept-Wide Priority</u>	<u>Description of Addition</u>	<u>Justification</u>	<u>MOF</u>	<u>Pos (P)</u>	<u>Pos (T)</u>	<u>\$\$\$</u>
HMS 224	HS		5	Gov	Homelessness Property Storage, Trash and Debris Removal, Notifications, and Equipment, Statewide	<p>The state's framework to address homelessness includes ensuring public safety, especially related to unauthorized encampments located on state lands. There is also a need to address personal property left on state lands after an encampment is vacated or when individuals trespassing on state land leave the property. In addition, responsible state agencies require support to take measures that would prevent unauthorized encampments from becoming established, such as placing appropriate signage and installing fencing when appropriate.</p> <p>In other jurisdictions, communities that did not have the means of temporarily storing property left behind on public lands have been vulnerable to litigation involving individual's rights to due process. Additionally, service providers have reported that enforcement of homeless encampments may result in the loss of ID documents and other vital records, which then becomes a barrier to achieving permanent housing for displaced homeless persons. The funds requested will enable a stored property program to be implemented statewide and will be utilized to contract a vendor for stored property, purchase necessary supplies and equipment to support property storage and debris removal activities, and support the installation of signage and fencing to prevent unauthorized encampments from becoming established on state lands.</p>	A			5,000,000
<b>HPHA</b>										
HMS 222	RA	OR	1	3	Funds for the State Rent Supplement Program	<p>HPHA was granted the authority to increase the amount of rental assistance provided to participating households under the State Rent Supplement Program. The increase in the maximum amount of rental assistance provided per family has resulted in an increased demand for these vouchers. In response to the demand for housing assistance for homeless individuals and families and the high rents in Hawaii, the HPHA increased both the number of families served and the total amount of assistance provided. The current base appropriation cannot support the current program participants and the HPHA may have to terminate assistance to participating families.</p>	A			1,551,577

TOTALS (amounts referenced in Table 2)

A	1.95	0	30,533,489
N	1.3	0	13,089,689

Department of Human Services  
FY18 Restrictions

Table 7

<u>Prog ID</u>	<u>Sub-Org</u>	<u>MOF</u>	<u>Budgeted by Dept</u>	<u>Restriction *</u>	<u>Difference Between Budgeted &amp; Restricted</u>	<u>Percent Difference</u>	<u>Impact</u>
HMS 220	RH	A	6,432,410	618,416	\$ 5,813,994	-9.6%	The general fund appropriation in HMS 220 is being used to support State expenditures. As the units in the State inventory do not receive a regular subsidy from the State, the HPHA uses these funds and other earned administrative fees to cover the losses under this program to operate the properties. The State elderly and disabled housing program represent the majority of units in the HPHA's State inventory and the 9.6% budget restriction would impose severe hardship on the HPHA's ability to maintain and operate the State public housing units. No federal funds can be expended to maintain and operate the State public housing units. Due to these realities, the HPHA has historically been spared from budget and contingency restrictions.
HMS 222	RA	A	1,082,187	104,042	\$ 978,145	-9.6%	The HPHA's Rental Supplement Program is the only direct State rental assistance program that assists low income families and individuals renting units in the open market. The general funds in this program are restricted to direct rental assistance and funding for positions, and the 9.6% budget restriction would impose severe hardship on the HPHA's ability to operate the Rental Supplement Program. The reduction would mean that HPHA would serve fewer families through this program. No federal funds can be expended to maintain and operate the State Rental Supplement Program. Due to these realities, the HPHA has been historically spared from budget and contingency restrictions.
HMS 236	LC	A	15,251,625	1,190,196	\$ 14,061,429	-7.8%	The impact of the respective restriction will likely result in reductions in the types of services provided to clients or in the number of clients served.
HMS 501	YA	A	9,075,753	812,664	\$ 8,263,089	-9.0%	
HMS 601	TA	A	5,830,367	454,987	\$ 5,375,380	-7.8%	
HMS 802	GA	A	4,834,804	223,677	\$ 4,611,127	-4.6%	
HMS 888	CW	A	168,324	16,182	\$ 152,142	-9.6%	
HMS 901	MA	A	2,474,317	193,089	\$ 2,281,228	-7.8%	
HMS 902	GA	A	9,479,187	739,731	\$ 8,739,456	-7.8%	The impact of the respective restriction will lead to a reduction in administrative services/support, which may result in less efficient and less effective client-servicing programs.
HMS 903	FA	A	41,622,620	3,418,633	\$ 38,203,987	-8.2%	



FY18 Restrictions

<u>Prog ID</u>	<u>Sub-Org</u>	<u>MOF</u>	<u>Budgeted by Dept</u>	<u>Restriction *</u>	<u>Difference Between Budgeted &amp; Restricted</u>	<u>Percent Difference</u>	<u>Impact</u>
HMS 904	AA	A	10,438,024	798,353	\$ 9,639,671	-7.6%	The impact will lead to a reduction in administrative services/support, which may result in less efficient and less effective client-servicing programs.
Total Restrictions				\$ 8,569,970			
*	FY18 initial restrictions were set at 10% of total DHS non-discretionary funds. The amounts currently reflected in Table 7 have been adjusted to reflect a <i>Request for Release of Restrictions and Transfer [of] the Funds to HMS 802</i> , dated 12/8/17, pending Governor's approval.						

Department of Human Services  
 Emergency Appropriation Requests

Table 8

<u>Prog ID</u>	<u>Description of Request</u>	<u>Explanation of Request</u>	<u>MOF</u>	<u>Pos (P)</u>	<u>Pos (T)</u>	<u>\$\$\$</u>
		NONE				

Department of Human Services  
Expenditures Exceeding Appropriation Ceilings in FY17 and FY18

Table 9

Prog ID	MOF	Date	Appropriation	Amount Exceeding Appropriation	Percent Exceeded	Reason for Exceeding Ceiling	Legal Authority	Recurring (Y/N)	GF Impact (Y/N)
301	P	05/09/2017	\$ 106,225	\$ 434,175	408.7%	(Statewide) Request to Increase Expenditure Levels for Federal Funds was approved, authorizing expenditure of appropriated federal funds (listed on Form FF) above appropriated amounts, as reflected on Form A-19 for S-17-502-K (502-1, Orig.).	Section 102 of Act 119, SLH 2015, as amended by Act 124, SLH 2016.	Y	Y
303	N	11/21/2017	\$ 23,614,626	\$ 895,374	3.8%	(Statewide) Request to Increase Expenditure Levels for Federal Funds was approved, authorizing expenditure of appropriated federal funds (listed on Form FF) above appropriated amounts, as reflected on Form A-19 for S-18-203-K (203-1, Orig.).	Section 71 of Act 49, SLH 2017.	Y	Y
401	N	07/11/2017	\$ 1,577,746,374	\$ 326,441,125	20.7%	Form E-1 was approved, authorizing expenditure of appropriated federal funds above appropriated amounts, as reflected on Form A-19 for S-17-229-K (229-5, Amend. 4).	Section 71 of Act 49, SLH 2017.	Y	N
501	N	10/25/2017	\$ -	\$ 54,007		Form E-2 was approved, authorizing expenditure of non-appropriated federal funds, as reflected on Form A-19 for S-18-269-K (269-1, Orig.)	Section 71 of Act 49, SLH 2017.	N	N
501	P	11/14/2017	\$ -	\$ 6,453		Form E-2 was approved, authorizing expenditure of non-appropriated federal funds, as reflected on Form A-19 for S-17-550-K (550-1, Orig.).	Section 71 of Act 49, SLH 2017.	Y	N
501	N	11/17/2017	\$ -	\$ 155,549		Form E-2 was approved, authorizing expenditure of non-appropriated federal funds, as reflected on Form A-19 for S-18-202-K (202-1, Orig.)	Section 71 of Act 49, SLH 2017.	N	N

Department of Human Services  
Expenditures Exceeding Appropriation Ceilings in FY17 and FY18

Table 9

Prog ID	MOF	Date	Appropriation	Amount Exceeding Appropriation	Percent Exceeded	Reason for Exceeding Ceiling	Legal Authority	Recurring (Y/N)	GF Impact (Y/N)
601	P	03/29/2017	\$ 1,321,390	\$ 122,417	9.3%	Form E-2 was approved, authorizing expenditure of non-appropriated federal funds, as reflected on Form A-19 for S-17-504-K (504-3, Amend. 2).	Section 102 of Act 119, SLH 2015, as amended by Act 124, SLH 2016.	N	N
601	P	05/09/2017	\$ 1,321,390	\$ 18,212	1.4%	(Statewide) Request to Increase Expenditure Levels for Federal Funds was approved, authorizing expenditure of appropriated federal funds (listed on Form FF) above appropriated amounts, as reflected on Form A-19 for S-17-504-K (504-4, Amend. 3).	Section 102 of Act 119, SLH 2015, as amended by Act 124, SLH 2016.	Y	Y
601	P	09/27/2017	\$ 1,321,390	\$ 400,089	30.3%	Form E-1 was approved, authorizing expenditure of appropriated federal funds above appropriated amounts, as reflected on Form A-19 for S-17-504-K (504-7, Amend. 6).	Section 71 of Act 49, SLH 2017.	N	N
601	P	09/27/2017	\$ -	\$ 456,781		Form E-1 was approved, authorizing expenditure of appropriated federal funds above appropriated amounts, as reflected on Form A-19 for S-17-509-K (509-4, Amend. 3).	Section 71 of Act 49, SLH 2017.	N	N
601	P	10/30/2017	\$ -	\$ 127,722		Form E-1 was approved, authorizing expenditure of appropriated federal funds above appropriated amounts, as reflected on Form A-19 for S-17-551-K (551-4, Amend. 3).	Section 71 of Act 49, SLH 2017.	N	N
802	N	05/17/2017	\$ 14,569,009	\$ 90,425	0.6%	Form E-1 was approved, authorizing expenditure of appropriated federal funds above appropriated amounts, as reflected on Form A-19 for S-17-282-K (282-5, Amend. 4).	Section 102 of Act 119, SLH 2015, as amended by Act 124, SLH 2016.	Y	N
802	N	10/20/2017	\$ 14,569,009	\$ 544,082	3.7%	Form E-1 was approved, authorizing expenditure of appropriated federal funds above appropriated amounts, as reflected on Form A-19 for S-17-282-K (282-13, Amend. 12).	Section 71 of Act 49, SLH 2017.	Y	N
802	N	10/20/2017	\$ -	\$ 96,015		Form E-1 was approved, authorizing expenditure of appropriated federal funds above appropriated amounts, as reflected on Form A-19 for S-17-547-K (547-8, Amend. 7).	Section 71 of Act 49, SLH 2017.	Y	N

Department of Human Services  
Expenditures Exceeding Appropriation Ceilings in FY17 and FY18

Table 9

Prog ID	MOF	Date	Appropriation	Amount Exceeding Appropriation	Percent Exceeded	Reason for Exceeding Ceiling	Legal Authority	Recurring (Y/N)	GF Impact (Y/N)
888	P	10/14/2016	\$ -	\$ 240,000		Form E-2 was approved, authorizing expenditure of non-appropriated federal funds, as reflected on Form A-19 for S-17-546-K (546-1, Orig.).	Section 102 of Act 119, SLH 2015, as amended by Act 124, SLH 2016.	N	N
901	N	05/04/2017	\$ 1,763,149	\$ 400,549	22.7%	(Statewide) Request to Increase Expenditure Levels for Federal Funds was approved, authorizing expenditure of appropriated federal funds (listed on Form FF) above appropriated amounts, as reflected on Form A-19 for S-17-244-K (244-4, Amend. 3).	Section 102 of Act 119, SLH 2015, as amended by Act 124, SLH 2016.	Y	Y
901	N	11/22/2017	\$ 2,074,339	\$ 97,559	4.7%	(Statewide) Request to Increase Expenditure Levels for Federal Funds was approved, authorizing expenditure of appropriated federal funds (listed on Form FF) above appropriated amounts, as reflected on Form A-19 for S-18-244-K (244-1, Orig.).	Section 71 of Act 49, SLH 2017.	Y	Y
902	P	01/26/2017	\$ 843,987	\$ 4,400,244	521.4%	(Statewide) Request to Increase Expenditure Levels for Federal Funds was approved, authorizing expenditure of appropriated federal funds (listed on Form FF) above appropriated amounts, as reflected on Form A-19 for S-17-505-K (505-1, Orig.).	Section 102 of Act 119, SLH 2015, as amended by Act 124, SLH 2016.	Y	N
902	P	10/06/2017	\$ -	\$ 7,798,138		Form E-2 was approved, authorizing expenditure of non-appropriated federal funds, as reflected on Form A-19 for S-18-552-K (552-1, Orig.).	Section 71 of Act 49, SLH 2017.	Y	N
902	N	11/08/2017	\$ 52,924,167	\$ 2,061,485	3.9%	(Statewide) Request to Increase Expenditure Levels for Federal Funds was approved, authorizing expenditure of appropriated federal funds (listed on Form FF) above appropriated amounts, as reflected on Form A-19 for S-18-233-K (233-2, Amend. 1).	Section 71 of Act 49, SLH 2017.	Y	N
902	N	12/06/2017	\$ -	\$ 6,000,000		Form E-2 was approved, authorizing expenditure of non-appropriated federal funds, as reflected on Form A-19 for S-18-237-K (237-1, Orig.).	Section 71 of Act 49, SLH 2017.	Y	N
902	N	12/13/2017	\$ -	\$ 2,588,000		Form E-2 was approved, authorizing expenditure of non-appropriated federal funds, as reflected on Form A-19 for S-18-243-K (243-1, Orig.).	Section 71 of Act 49, SLH 2017.	Y	N

Department of Human Services  
Intradepartmental Transfers in FY17 and FY18

Table 10

<u>Actual or Anticipated Date of Transfer</u>	<u>MOF</u>	<u>Pos (P)</u>	<u>Pos (T)</u>	<u>\$\$\$</u>	<u>From Prog ID</u>	<u>Percent of Program ID Appropriation Transferred From</u>	<u>To Prog ID</u>	<u>Percent of Receiving Program ID Appropriation</u>	<u>Reason for Transfer</u>	<u>Recurring (Y/N)</u>
10/20/2016	A			\$ 4,561,780	HMS 401	0.51%	HMS 902	49.94%	(FY17 Dept. No. 1) Part 1 of 2: During the 2016 legislative session, DHS submitted a number of capacity building budget requests in both HMS 902 and HMS 904. These largely comprised of information technology system requests, bolstering DHS security and privacy infrastructure, building efficiency and effectiveness through business process re-design, culture change and necessary change management activities. While the legislature did not explicitly fund these activities, legislative budget staff informed DHS that they would not use projected savings in HMS 401; instead, DHS could prioritize the capacity and infrastructure investments and use the HMS 401 savings accordingly.	N
	N			\$ 19,268,341	HMS 401	1.22%	HMS 902	54.77%		
10/25/2016	A			\$ 4,022,592	HMS 401	0.45%	HMS 904	34.55%	(FY17 Dept. No. 2) Part 2 of 2: During the 2016 legislative session, DHS submitted a number of capacity building budget requests in both HMS 902 and HMS 904. These largely comprised of information technology system requests, bolstering DHS security and privacy infrastructure, building efficiency and effectiveness through business process re-design, culture change and necessary change management activities. While the legislature did not explicitly fund these activities, legislative budget staff informed DHS that they would not use projected savings in HMS 401; instead, DHS could prioritize the capacity and infrastructure investments and use the HMS 401 savings accordingly.	N
	N			\$ 1,825,678	HMS 401	0.12%	HMS 904	66.80%		
06/20/2017	A			\$ 17,540	HMS 904	0.15%	HMS 501	0.18%	(FY17 Dept. No. 3) The transfer funds from HMS 904 – General Administration (DHS) Vacation Pay-out, appropriated in FY 2017, to HMS 501 – In-Community Youth Programs, HMS 503 – Hawaii Youth Correctional Facility, and HMS 802 – Vocational Rehabilitation is needed to pay FY 2017 accrued vacation payments.	N
	A			\$ 46,526	HMS 904	0.40%	HMS 503	0.47%		
	A			\$ 77,385	HMS 904	0.66%	HMS 802	1.59%		
06/20/2017	A			\$ 875,000	HMS 303	2.03%	HMS 301	2.54%	(FY17 Dept. No. 4) The intent of the transfer is to comply with Act 19, SLH 2017, which approved payment in the claims settlement of Rooney, et al. v. State of Hawaii, et al. Civil No. 14-0323(2), Second Court for fiscal year 2017, to be expended out of HMS 301 Child Protective Services. HMS 301 does not have sufficient unexpended funds in its Act 124, SLH 2016 fiscal year 2017 appropriation; therefore, it must transfer funds from HMS 303 Child Protective Services Payments to comply with Act 19, SLH 2017. It is anticipated that HMS 303 will have unexpended funds due to lower client payment levels to date than currently budgeted.	N

Department of Human Services  
Intradepartmental Transfers in FY17 and FY18

Table 10

<u>Actual or Anticipated Date of Transfer</u>	<u>MOF</u>	<u>Pos (P)</u>	<u>Pos (T)</u>	<u>\$\$\$</u>	<u>From Prog ID</u>	<u>Percent of Program ID Appropriation Transferred From</u>	<u>To Prog ID</u>	<u>Percent of Receiving Program ID Appropriation</u>	<u>Reason for Transfer</u>	<u>Recurring (Y/N)</u>
11/20/2017	A			\$ 200,000	HMS 904	1.92%	HMS 903	0.48%	(FY18 Dept. No. 1) In 2017 Legislative Session, HMS 904 General Administration received funds as a grant pursuant to Chapter 42F, Hawaii Revised Statutes, to Parents and Children Together (PACT), amounting \$200,000. The program services that PACT provides, called "The Mikiala – While They Are Waiting" program, have program goals: a) Support the family unit through case management to identify and remediate the risks of being homeless; b) Teach positive parenting strategies to enhance and improve parent interactions that will support engagement in critical activities that support their own and their children's academic, economic, and life success with linkage to community resources; c) Screen for development and health related issues. Mitigate identified issues through referrals while also providing developmental activities to ensure preschool children have opportunities to progress on target; d) Teach and instill the family of Protective Factors to reduce child abuse risk and strengthen parent resiliency. The services that are going to be provided through the Chapter 42F align with services currently procured by BESSD/Employment and Training Program Office (ETPO) under HMS 903 General Support for Self-Sufficiency Services.	N
Submitted 12/5/2017 (approval pending)	A			7,402,701	HMS 401	0.81%	HMS 902	78.09%	(FY18 Dept. No. 2) The transfer supports the Med-QUEST Division (MQD) information technology system requirements, outreach activities, and services to support the 1115 Demonstration renewal. The request for information technology infrastructure and capacity building for the DHS Enterprise System will support integrated eligibility across multiple DHS programs, and maintain the MQD's online eligibility application, KOLEA, that is the foundational piece of the DHS Enterprise platform. Along with this effort, the security and privacy systems and processes must be strengthened due to federal requirements. Additional request are for the MQD to meet federal requirements; further develop its data management, analytics and reporting capabilities which are essential to maximize effectiveness and efficiency of the program.	N
	N			23,369,261	HMS 401	1.38%	HMS 902	44.16%		

Department of Human Services  
Intradepartmental Transfers in FY17 and FY18

Table 10

<u>Actual or Anticipated Date of Transfer</u>	<u>MOF</u>	<u>Pos (P)</u>	<u>Pos (T)</u>	<u>\$\$\$</u>	<u>From Prog ID</u>	<u>Percent of Program ID Appropriation Transferred From</u>	<u>To Prog ID</u>	<u>Percent of Receiving Program ID Appropriation</u>	<u>Reason for Transfer</u>	<u>Recurring (Y/N)</u>
Submitted 12/8/2017 (approval pending)	A			\$ 276,106	HMS 236	1.81%	HMS 802	5.71%	(FY18 Dept. No. 3) The combined transfer of \$1,576,323 from HMS 236 Case Management for Self-Sufficiency, HMS 601 Adult Protective and Community Services, HMS 901 General Support for Social Services, HMS 902 General Support for Health Care Payments, HMS 903 General Support for Self-Sufficiency Services, and HMS 904 General Administration to HMS 802 Vocational Rehabilitation is to mitigate a shortfall of funds in HMS 802 for FY 17, resulting from less federal funds available to serve Division of Vocational Rehabilitation (DVR) clients, an increase in the cost per client, and an increase in the number of clients over a 2-year period. DVR is undergoing a review of all operating costs to reduce expenditures while maximizing services available to clients.  For FY 18, DVR implemented the Order of Selection (OOS) on October 1, 2017, which will reduce the number of new clients to be served; however, we are required to provide services to all eligible participants as long as they had an approved Individualized Plan for Employment (IPE) prior to the implementation of OOS, without regard to the severity of their disability.	N
	A			\$ 105,549	HMS 601	1.81%	HMS 802	2.18%		
	A			\$ 44,793	HMS 901	1.81%	HMS 802	0.93%		
	A			\$ 171,605	HMS 902	1.81%	HMS 802	3.55%		
	A			\$ 793,065	HMS 903	1.91%	HMS 802	16.40%		
	A			\$ 185,205	HMS 904	1.77%	HMS 802	3.83%		



Department of Human Services  
Vacancy Report as of November 30, 2017

Table 11

Prog ID	Sub-Org	Date of Vacancy	Expected Fill Date	Position Number	Position Title	Exempt (Y/N)	SR Level	BU Code	Perm Temp (P/T)	FTE	MOF	Budgeted Amount	Actual Salary Last Paid	Authority to Hire (Y/N)	Occupied by 89 Day Hire (Y/N)	# of 89 Day Hire Appts	Describe if Filled by other Means	Priority # to Retain	Recruitment Status
220	RH	08/02/17	05/31/18	2802	PUBLIC HOUSING SUPERVISOR V	N	SR24J	23	J1	1.00	N	75,192	76,692	Y	N			1	
220	RH	08/08/17	05/31/18	4939	GENERAL LABORER II	N	BC03A	1	J1	1.00	N	40,020	40,020	Y	N			2	
220	RH	12/16/15	05/31/18	5637	PUBLIC HOUSING SPECIALIST I	N	SR18	13	J1	1.00	N	43,428	55,488	Y	N			2	
220	RH	06/01/17	05/31/18	5850	OFFICE ASSISTANT III	N	SR08F	3	J1	1.00	N	32,976	32,976	Y	N			2	
220	RH	06/01/17	05/31/18	5856	OFFICE ASSISTANT IV	N	SR10E	3	J1	1.00	W	34,260	34,260	Y	N			2	
220	RH	07/09/13	12/04/17	5859	GENERAL LABORER I	N	BC02	1	J1	1.00	N	38,928	33,228	Y	N			2	
220	RH	07/25/17	05/31/18	6563	BUILDING MAINTENANCE HELPER	N	BC05A	1	J1	1.00	N	43,308	43,308	Y	N			2	
220	RH	04/06/12	05/31/18	6565	GENERAL LABORER I	N	BC02	1	J1	1.00	N	38,928	33,228	Y	N			2	
220	RH	07/01/15	05/31/18	6642	WELDER I	N	BC10	1	J1	1.00	N	54,180	50,052	Y	N			2	
220	RH	01/11/16	5/31/2018	6643	GENERAL LABORER I	N	BC02	1	J1	1.00	N	38,928	36,684	Y	N			NA	started 12/04/17
220	RH	01/11/16	05/31/18	6644	GENERAL LABORER I	N	BC02	1	J1	1.00	N	38,928	36,684	Y	N			2	
220	RH	03/13/17	5/31/2018	6681	GENERAL LABORER II	N	BC03A	1	J1	1.00	N	40,020	39,240	Y	N			NA	to start 1/2/18
220	RH	04/07/14	05/31/18	6693	PUBLIC HOUSING SUPERVISOR IV	N	SR22	13	J1	1.00	N	50,772	53,364	Y	N			1	
220	RH	07/01/15	05/31/18	6727	BUILDING MAINTENANCE WORKER I	N	BC09	1	J1	1.00	N	52,188	48,216	Y	N			2	
220	RH	12/23/10	05/31/18	6731	PLUMBER I	N	BC10	1	J1	1.00	N	54,180	44,544	Y	N			2	
220	RH	10/31/17	05/31/18	6791	BUILDING MAINTENANCE WORKER II	N	WS09	1	J1	1.00	N	55,392	55,392	Y	N			2	
220	RH	04/24/14	05/31/18	6792	BUILDING MAINTENANCE HELPER	N	BC05	1	J1	1.00	N	43,308	38,460	Y	N			2	
220	RH	12/31/16	05/31/18	8640	GEN CONSTR & MTNCE SUPVR I	N	F110C1	2	J1	1.00	N	62,988	61,752	Y	N			2	
220	RH	12/01/16	01/16/18	8752	GEN CONSTR & MTNCE SUPVR I	N	F110A1	2	J1	1.00	N	60,516	59,328	Y	N			NA	to start 1/16/18
220	RH	03/11/16	5/31/2018	8753	BUILDING MAINTENANCE WORKER II	N	WS09	1	J1	1.00	N	55,392	52,188	Y	N			NA	to start 1/16/18
220	RH	08/23/17	05/31/18	8758	GENERAL LABORER I	N	BC02A	1	J1	1.00	N	38,160	38,928	Y	N			2	
220	RH	04/26/14	05/31/18	8834	BUILDING MAINTENANCE WORKER I	N	BC09	1	J1	1.00	N	52,188	46,344	Y	N			2	
220	RH	12/31/14	01/00/00	8841	TRUCK DRIVER	N	BC06	1	J1	1.00	N	45,036	40,788	Y	N			4	
220	RH	07/17/13	05/31/18	8849	PUBLIC HOUSING SUPERVISOR IV	N	SR22	23	J1	1.00	N	50,772	53,364	Y	N			1	
220	RH	02/21/17	05/31/18	9204	PUBLIC HOUSING SUPERVISOR IV	N	SR22F	13	J1	1.00	N	57,168	57,168	Y	N			1	
220	RH	10/17/16	05/31/18	9612	GENERAL LABORER II	N	BC03A	1	J1	1.00	N	40,020	39,240	Y	N			2	
220	RH	08/01/17	05/31/18	9619	SECRETARY I	N	SR12A	3	J1	1.00	N	31,740	33,636	Y	N			2	
220	RH	10/23/17	05/31/18	9662	BUILDING MAINTENANCE HELPER	N	BC05A	1	J1	1.00	N	43,308	43,308	Y	N			3	
220	RH	08/01/17	05/31/18	9729	GENERAL LABORER II	N	BC03	1	J1	1.00	N	40,020	40,020	Y	N			3	
220	RH	04/17/17	05/31/18	10377	BUILDING MAINTENANCE WORKER I	N	BC09A	1	J1	1.00	N	52,188	52,188	Y	N			3	
220	RH	05/09/16	05/31/18	10866	BUILDING MAINTENANCE WORKER I	N	BC09	1	J1	1.00	N	52,188	50,160	Y	N			3	
220	RH	04/01/17	05/31/18	11173	BUILDING MAINTENANCE WORKER I	N	BC09A	1	J1	1.00	N	52,188	51,168	Y	N			3	
220	RH	05/01/17	05/31/18	14771	BUILDING MAINTENANCE WORKER I	N	BC09A	1	J1	1.00	N	52,188	52,188	Y	N			3	
220	RH	10/03/14	05/31/18	15485	GENERAL LABORER I	N	BC02	1	J1	1.00	N	38,928	34,560	Y	N			3	
220	RH	11/16/16	05/31/18	18669	SOCIAL SERVICE ASSISTANT IV	N	SR11B	3	J1	1.00	W	31,740	32,460	Y	N			2	
220	RH	02/01/16	12/01/17	19593	PUBLIC HOUSING SPECIALIST II	N	SR18	13	J1	1.00	N	43,428	41,964	Y	N			NA	start 12/1/17
220	RH	07/18/17	05/31/18	22433	PLUMBER I	N	BC10A	1	J1	1.00	N	54,180	54,180	Y	N			2	
220	RH	05/10/17	5/31/2018	23049	PUBLIC HOUSING SPECIALIST II	N	SR18E	13	J1	1.00	N	46,932	48,828	Y	N			NA	to start 01/08/18
220	RH	11/19/14	05/31/18	39983	GENERAL LABORER I	N	BC02	1	J1	1.00	N	38,928	35,256	Y	N			3	
220	RH	03/01/17	05/31/18	41066	GENERAL LABORER II	N	BC03	1	J1	1.00	W	40,020	39,240	Y	N			3	
220	RH	04/01/17	05/31/18	41067	PAINTER I	N	BC09A	1	J1	1.00	N	52,188	51,168	Y	N			3	
220	RH	10/02/17	05/31/18	41073	SOCIAL SERVICE ASSISTANT IV	N	SR11A	3	J1	1.00	N	30,468	32,376	Y	N			2	
220	RH	11/01/17	05/31/18	41350	PAINTER I	N	BC09A	1	J1	1.00	N	52,188	52,188	Y	N			3	
220	RH	05/20/17	05/31/18	41539	SOCIAL SERVICE ASSISTANT IV	N	SR11	3	J1	1.00	N	30,468	30,468	Y	N			2	
220	RH	08/01/17	05/31/18	43948	GENERAL LABORER I	N	BC02A	1	J1	1.00	N	38,928	38,928	Y	N			3	
220	RH	03/18/17	05/31/18	46195	SOCIAL SERVICE ASSISTANT IV	N	SR11	3	J1	1.00	N	30,468	30,468	Y	N			2	
220	RH	03/06/14	05/31/18	121151	ELECTRICIAN I	N	BC10	1	J1	1.00	N	54,180	-	Y	N			3	
220	RH	01/06/17	5/31/2018	122268	BUILDING MAINTENANCE WORKER I	N	BC09A	1	J1	1.00	N	52,188	-	Y	Y	1		3	
220	RH	09/20/17	5/31/2018	122449	FAMILY SELF-SUFFICIENCY COORD	Y	SRNA	23	T1	1.00	N	45,576	-	Y	N			2	
220	RH			93701K	PUBLIC HOUSING SUPERVISOR V		SR24	3	J1	1.00	N	76,968						4	
220	RH			93702K	PUBLIC HOUSING SUPERVISOR V		SR24	13	J1	1.00	N	76,968						4	
220	RH			93703K	PUBLIC HOUSING SUPERVISOR V		SR24	13	J1	1.00	N	76,968						4	
220	RH			93704K	PUBLIC HOUSING SUPERVISOR V		SR24	13	J1	1.00	N	76,968						4	
220	RH			93705K	PUBLIC HOUSING SPECIALIST I		SR16	13	J1	1.00	N	36,024						4	
220	RH			93706K	PUBLIC HOUSING SPECIALIST I		SR16	23	J1	1.00	N	36,024						4	
220	RH			93707K	PUBLIC HOUSING SPECIALIST I		SR16	23	J1	1.00	N	36,024						4	

Department of Human Services  
Vacancy Report as of November 30, 2017

Table 11

Prog ID	Sub-Org	Date of Vacancy	Expected Fill Date	Position Number	Position Title	Exempt (Y/N)	SR Level	BU Code	Perm Temp (P/T)	FTE	MOF	Budgeted Amount	Actual Salary Last Paid	Authority to Hire (Y/N)	Occupied by 89 Day Hire (Y/N)	# of 89 Hire Appts	Describe if Filled by other Means	Priority # to Retain	Recruitment Status
220	RH			93708K	PUBLIC HOUSING SPECIALIST I		SR16	13	J1	1.00	N	36,024						4	
220	RH			94754K	CARPENTER		BC09	13	J1	1.00	N	45,012						4	
220	RH			94756K	BUILDING MAINT WORKER II		WS09	13	J1	1.00	N	47,268						4	
220	RH			94757K	BUILDING MAINT HELPER		BC05	13	J1	1.00	N	36,960						4	
220	RH			94758K	SECRETARY I		SR12	13	J1	1.00	N	30,036						4	
220	RH			94759K	ACCOUNT CLERK II		SR08	13	J1	1.00	N	24,668						4	
220	RH			94762K	FAMILY SELF-SUFFICIENCY COORD		SRNA	23	T1	1.00	N	45,576						4	
220	RH			94765K	PROGRAM SPECIALIST		SRNA	13	T1	1.00	N	45,576						4	
220	RH			94766K	PROGRAM SPECIALIST		SRNA	13	T1	1.00	N	45,576						4	
220	RH			94767K	PROGRAM SPECIALIST		SRNA	3	T1	0.50	N	22,788						4	
220	RH			95751K	PUBLIC HOUSING SPECIALIST II		SR18	3	J1	1.00	W	38,988						4	
220	RH			95752K	PUBLIC HOUSING SPECIALIST II		SR18	3	J1	1.00	W	38,988						4	
220	RH			95753K	PUBLIC HOUSING SPECIALIST		SR18	4	J1	1.00	W	38,988						4	
220	RH			95754K	PUBLIC HOUSING SPECIALIST II		SR18	4	J1	1.00	W	38,988						4	
220	RH			95755K	PUBLIC HOUSING SPECIALIST II		SR18	4	J1	1.00	W	38,988						4	
220	RH			95756K	PUBLIC HOUSING SPECIALIST II		SR18	4	J1	1.00	W	38,988						4	
220	RH			95757K	PUBLIC HOUSING SPECIALIST II		SR18	4	J1	1.00	W	38,988						4	
220	RH			95758K	PUBLIC HOUSING SPECIALIST II		SR18	4	J1	1.00	W	38,988						4	
222	RA	05/01/13	05/31/18	2803	PUBLIC HOUSING SUPERVISOR IV	N	SR22	23	J1	0.25	A	12,693	16,230	Y	N			1	
222	RA	05/01/13	5/31/2018	2803	PUBLIC HOUSING SUPERVISOR IV	N	SR22	23	J1	0.75	N	38,079	48,690	Y	N			4	
222	RA	08/16/16	01/08/18	9647	PUBLIC HOUSING SPECIALIST I	N	SR16C	13	J1	1.00	N	49,914	37,464	Y	N			NA	to start 01/08/18
222	RA	01/05/08	05/31/18	14977	OFFICE ASSISTANT III	N	SR08	3	J1	1.00	N	24,384	24,684	Y	N			2	
222	RA	12/31/16	05/31/18	16924	PUBLIC HOUSING SPECIALIST II	N	SR18J	13	J1	1.00	N	54,030	55,236	Y	N			2	
222	RA	06/08/16	05/31/18	23029	PUBLIC HOUSING SPECIALIST I	N	SR18	13	J1	1.00	N	37,044	38,772	Y	N			2	
222	RA	06/02/14	05/31/18	28655	OFFICE ASSISTANT III	N	SR08A	3	J1	1.00	N	27,768	26,700	Y	N			2	
222	RA	09/23/17	05/31/18	28995	PUBLIC HOUSING SPECIALIST I	N	SR16	13	J1	1.00	N	32,928	44,292	Y	N			2	
222	RA	06/30/17	05/31/18	42526	PUBLIC HOUSING SPECIALIST I	N	SR18	13	J1	1.00	N	37,044	40,128	Y	N			2	
222	RA	06/05/10	05/31/18	100895	RESEARCH & COUNSELING ASST	Y	SRNA	13	T1	1.00	N	45,576	60,024	Y	N			2	
222	RA	07/26/07	05/31/18	111465	PUBLIC HOUSING SPECIALIST I	N	SR18	13	J1	1.00	N	32,928	34,644	Y	N			2	
222	RA	04/01/05	05/31/18	111467	PUBLIC HOUSING SPECIALIST I	N	SR18	13	J1	1.00	N	32,928	37,836	Y	N			2	
222	RA	07/01/05	05/31/18	111468	PUBLIC HOUSING SPECIALIST I	N	SR18	13	J1	1.00	N	32,928	30,792	Y	N			2	
222	RA	02/16/07	05/31/18	111469	PUBLIC HOUSING SPECIALIST II	N	SR18	13	J1	1.00	N	37,044	42,144	Y	N			2	
222	RA	06/29/17	12/04/17	111470	PUBLIC HOUSING SPECIALIST I	N	SR16C	13	T1	1.00	N	40,128	40,128	Y	N			NA	start 12/4/17
222	RA	01/18/17	05/31/18	119199	HOUSING QUAL STDS INSP I	N	SR13A	3	J1	1.00	N	37,512	32,976	Y	N			2	
229	HA	12/31/14	05/31/18	2799	ACCOUNTANT III	N	SR20	13	J1	1.00	N	46,932	60,012	Y	N			2	
229	HA	12/01/16	12/04/17	6133	STORES CLERK II	N	SR08F	3	J1	1.00	N	32,976	32,460	Y	N			NA	start 12/4/17
229	HA	06/16/17	5/31/2018	6248	PUBLIC HOUSING SUPERVISOR IV	N	SR22	23	J1	1.00	N	50,772	54,960	Y	N			NA	to start 1/9/18
229	HA		01/00/00	6787	HEAVY TRUCK DRIVER	N	BC07	1	J1	1.00	N	46,848	40,776	Y	N			4	
229	HA	05/01/17	05/31/18	7932	PURCHASING TECHNICIAN II	N	SR13M	3	J1	1.00	N	52,752	52,752	Y	N			2	
229	HA	10/08/13	05/31/18	7994	ACCOUNT CLERK V	N	SR15	3	J1	1.00	W	35,676	41,040	Y	N			2	
229	HA	12/31/14	05/31/18	8063	OFFICE ASSISTANT II	N	SR06	3	J1	1.00	W	25,032	35,112	Y	N			2	
229	HA	05/02/13	05/31/18	8635	ENGINEER IV	N	SR24	13	J1	1.00	N	57,168	51,312	Y	N			1	
229	HA	06/21/17	05/31/18	8748	BUILDING CONST INSPECTOR II	N	SR19M	3	J1	1.00	N	66,792	66,792	Y	N			2	
229	HA	12/31/14	05/31/18	8833	PLUMBER I	N	BC10	1	J1	1.00	N	54,180	49,068	Y	N			2	
229	HA	07/01/17	05/31/18	8854	GENERAL LABORER I	N	BC02A	1	J1	1.00	N	38,928	38,928	Y	N			2	
229	HA	11/13/17	05/31/18	12292	BUILDING MAINTENANCE WORKER II	N	WS09A	1	J1	1.00	N	55,392	55,392	Y	N			2	
229	HA	09/22/17	05/31/18	22265	ACCOUNT CLERK III	N	SR11B	3	J1	1.00	W	31,740	33,636	Y	N			2	
229	HA	09/23/17	05/31/18	28374	OFFICE ASSISTANT III	N	SR08C	3	J1	1.00	N	29,328	29,928	Y	Y	1		2	
229	HA	07/01/17	05/31/18	28656	PUBLIC HOUSING SPECIALIST II	N	SR18H	13	J1	1.00	N	52,824	53,880	Y	N			2	
229	HA	07/01/05	05/31/18	31664	PROCUREMENT & SUPPLY SPCLT III	N	SR20	13	J1	1.00	W	46,932	40,920	Y	N			2	
229	HA	11/16/17	05/31/18	31791	OFFICE ASSISTANT III	N	SR08A	3	J1	1.00	N	27,132	27,672	Y	N			2	
229	HA	09/22/17	05/31/18	41252	ACCOUNTANT IV	N	SR22E	23	J1	1.00	N	54,960	56,064	Y	N			2	
229	HA	12/31/13	05/31/18	41254	SECRETARY I	N	SR12	3	J1	1.00	N	31,740	39,480	Y	N			2	
229	HA	09/16/14	05/31/18	41265	OFFICE ASSISTANT III	N	SR08	3	J1	1.00	N	27,132	36,468	Y	Y	1		2	
229	HA	10/01/16	01/03/18	41452	HUMAN RESOURCES ASSISTANT III	N	SR09H	63	J1	1.00	N	37,056	36,468	Y	Y	1	89day hired 11/5/17		
229	HA	12/31/15	05/31/18	41892	BUILDING CONST INSPECTOR III	N	SR21	3	J1	1.00	N	45,096	65,736	Y	N			2	

Department of Human Services  
Vacancy Report as of November 30, 2017

Table 11

Prog ID	Sub-Org	Date of Vacancy	Expected Fill Date	Position Number	Position Title	Exempt (Y/N)	SR Level	BU Code	Perm Temp (P/T)	FTE	MOF	Budgeted Amount	Actual Salary Last Paid	Authority to Hire (Y/N)	Occupied by 89 Day Hire (Y/N)	# of 89 Hire Appts	Describe if Filled by other Means	Priority # to Retain	Recruitment Status
229	HA	07/17/17	05/31/18	42101	ACCOUNT CLERK III	N	SR11C	3	J1	1.00	W	32,976	33,636	Y	N			2	
229	HA	04/01/16	05/31/18	42104	SECRETARY I	N	SR12	3	J1	1.00	W	31,740	42,684	Y	N			2	
229	HA	09/27/06	05/31/18	51818	OFFICE ASSISTANT III	N	SR08	3	T1	1.00	N	24,384	23,844	N	N			2	
229	HA	03/04/08	05/31/18	51820	OFFICE ASSISTANT III	N	SR08	3	T1	1.00	N	24,384	26,688	N	N			2	
229	HA	09/05/07	05/31/18	100388	INFORMATION TECHNOL SPCLT IV	N	SR22	13	T1	1.00	N	43,296	43,824	N	N			1	
229	HA	08/16/17	05/31/18	100923	BGT RESOURCES SPCLT	Y	SRNA	13	J1	1.00	N	46,932	47,868	Y	N			2	
229	HA	03/01/10	05/31/18	100986	PROP MGMT COORD II	Y	SRNA	13	T1	1.00	N	75,960	75,960	Y	N			2	
229	HA	07/01/17	05/31/18	101072	PUBLIC HOUSING MANAGER	Y	SRNA	0	T1	1.00	N	92,508	92,508	Y	N			1	
229	HA	04/01/16	05/31/18	102034	HOUSING PLANNER (SPVR)	Y	SRNA	13	J1	1.00	N	52,728	106,559	Y	N			1	
229	HA	04/29/08	01/00/00	102041	HOUSING INFORMATION OFFICER	Y	SRNA	73	T1	1.00	W	58,488	58,488	N	N			4	
229	HA	12/24/14	05/31/18	102048	PROPERTY MGMT SPCLT	Y	SRNA	13	J1	1.00	W	49,332	49,332	N	N			2	
229	HA	07/01/17	05/31/18	102190	HSG COMP & EVAL SPCLT	Y	SRNA	13	J1	1.00	N	69,540	70,951	Y	N			2	
229	HA	12/01/16	05/31/18	102285	PROJECT ENGINEER	Y	SR26L	13	T1	1.00	N	87,996	85,020	Y	N			1	
229	HA	08/18/17	05/31/18	102383	PROJECT ENGINEER	Y	SRNA	13	T1	1.00	N	77,988	79,548	Y	N			1	
229	HA	08/01/07	05/31/18	102676	ENGINEER IV	N	SR24	13	T1	1.00	W	57,168	67,524	Y	N			1	
229	HA	11/29/17	05/31/18	103020	CHIEF COMPLIANCE OFFICER	Y	SRNA	73	T1	1.00	N	85,416	89,748	Y	N			1	
229	HA	03/16/12	05/31/18	103024	CONTRACT ADMINISTRATOR	Y	SRNA	13	T1	1.00	N	66,504	70,000	Y	N			2	
229	HA	11/16/17	05/31/18	103029	PROJECT ENGINEER (LEAD)	Y	SRNA	13	T1	1.00	N	81,132	82,752	Y	N			1	
229	HA	05/20/17	05/31/18	103030	PROG SPCLT & TENANT SVCS	Y	SRNA	13	T1	1.00	N	47,400	54,960	Y	N			1	
229	HA	01/19/11	01/00/00	103045	HOMELESS COORDINATOR	Y	SRNA	13	T1	1.00	N	68,285	67,596	Y	N			4	
229	HA	09/19/17	05/31/18	105642	HPHA SYSTEMS ANALYST IV	Y	SRNA	13	T1	1.00	W	72,324	73,776	Y	N			1	
229	HA	01/18/17	5/31/2018	106429	INFORMATION TECHNOLOGY BAND B	N	SR22C	13	T1	1.00	N	50,772	50,772	Y	N	1	89 day hire started on 12/18/17		
229	HA	04/25/11	05/31/18	117691	HOUSING CONTRACT SPECIALIST	Y	SRNA	13	T1	1.00	N	45,576	49,332	Y	N			2	
229	HA	09/30/08	5/31/2018	117850	PUBLIC HOUSING SPECIALIST I	N	SR18	13	T1	1.00	N	43,428	42,144	Y	N			NA	to start 1/16/18
229	HA	03/29/17	01/00/00	118550	CHIEF FINANCIAL MGMT ADVISOR	Y	SRNA	0	T1	1.00	N	118,982	121,356	Y	N			4	
229	HA	09/15/17	05/31/18	118971	BUILDING MAINTENANCE WORKER III	N			J1	1.00	W	28,074	29,928	Y	N			2	
229	HA	05/18/17	05/31/18	119260	PUBLIC HOUSING SPECIALIST II	N	SR18G	13	T1	1.00	N	50,772	50,772	Y	N			2	
229	HA	03/15/16	05/31/18	119285	PUBLIC HOUSING SUPERVISOR III	N	SR20	13	T1	1.00	N	46,932	47,172	Y	Y	5		1	
229	HA	12/09/11	05/31/18	120410	BUILDING CONST INSPECTOR I	N	SR19	3	T1	1.00	W	41,724	-	Y	Y	4		2	
229	HA	11/28/17	5/31/2018	120790	HUMAN RESOURCES SPCLT III	N	SR20D	73	J1	1.00	N	48,828	56,064	Y	N			NA	to start 1/5/18
229	HA	10/25/17	12/18/17	122186	CERTIFIED PUBLIC ACCOUNTANT	Y	NA	13	J1	1.00	N	75,000	93,336	Y	N				hired 12/18/17
229	HA	08/15/17	5/31/2018	122214	HOUSING MAINTENANCE MANAGER	Y	SR26A	13	T1	1.00	N	52,728	-	Y	N			NA	start 1/16/18
229	HA			94853K	ACCOUNT CLERK II		SR08	13	J1	1.00	W	25,668						4	
229	HA			94854K	ASST CHIEF FINANCIAL MGT ADVSR		SRNA	3	J1	1.00	W	75,960						4	
229	HA			94855K	CONSTRUCTION COORDINATOR		SRNA	13	T1	1.00	W	55,500						3	
229	HA			94856K	CONSTRUCTION COORDINATOR		SRNA	13	T1	1.00	W	55,500						3	
229	HA			94857K	CONSTRUCTION COORDINATOR		SRNA	13	T1	1.00	W	55,500						3	
229	HA			94858K	CONTRACT ASSISTANT		SRNA	13	T1	1.00	W	45,576						3	
229	HA			94859K	CONTRACT ASSISTANT		SRNA	13	T1	1.00	W	45,576						3	
229	HA			95851K	CONSTRUCTION INSPECTOR II-FY15		SR19	35	T1	1.00	W	39,480						3	
229	HA			95852K	CONSTRUCTION INSPECTOR II-FY15		SR19	3	T1	1.00	W	39,480						3	
229	HA			95853K	PERS MGMT SPCLT IV - FY2015		SR24	3	J1	1.00	W	45,476						3	
229	HA			95854K	SECRETARY I		SR12	13	J1	1.00	W	30,036						3	
229	HA			95855K	RESIDENT SERVICES COORDINATOR		SR22	13	T1	1.00	W	45,576						3	
229	HA			95856K	RESIDENT SERVICES COORDINATOR		SR22	13	T1	1.00	W	45,576						3	
229	HA			95857K	RESIDENT SERVICES COORDINATOR		SR22	3	T1	1.00	W	45,576						3	
229	HA			95859K	CERTIFIED PUBLIC ACCOUNTANT		NA	13	J1	1.00	N	75,000						4	
229	HA			95861K	CERTIFIED PUBLIC ACCOUNTANT		NA	13	J1	1.00	N	75,000						4	
229	HA			96908K	CLERK III		SR08	3	T1	1.00	N	24,384						3	
229	HA			98602K	GENERAL CONST AND MAINT SUPVR				J1	1.00	W	30,258						3	
229	HA			98607K	BUILDING MAINTENANCE WORKER III				J1	1.00	W	28,074						3	
229	HA			98608K	BUILDING MAINTENANCE WORKER III				J1	1.00	W	28,074						3	
229	HA			98609K	BUILDING MAINTENANCE WORKER III				J1	1.00	W	28,074						3	
229	HA			98610K	BUILDING MAINTENANCE WORKER II				J1	1.00	W	27,696						3	
229	HA			98611K	BUILDING MAINTENANCE WORKER II				J1	1.00	W	27,696						3	

Department of Human Services  
Vacancy Report as of November 30, 2017

Prog ID	Sub-Org	Date of Vacancy	Expected Fill Date	Position Number	Position Title	Exempt (Y/N)	SR Level	BU Code	Perm Temp (P/T)	FTE	MOF	Budgeted Amount	Actual Salary Last Paid	Authority to Hire (Y/N)	Occupied by 89 Day Hire (Y/N)	# of 89 Hire Appts	Describe if Filled by other Means	Priority # to Retain	Recruitment Status
					BUILDING MAINTENANCE WORKER II				J1	1.00	W	27,696						3	
229	HA			98612K	BUILDING MAINTENANCE WORKER II				J1	1.00	W	27,696						3	
229	HA			98618K	BUILDING MAINTENANCE WORKER I				J1	1.00	W	26,094						3	
229	HA			98619K	BUILDING MAINTENANCE WORKER I				J1	1.00	W	26,094						3	
229	HA			98620K	BUILDING MAINTENANCE WORKER I				J1	1.00	W	26,094						3	
229	HA			98621K	BUILDING MAINTENANCE WORKER I				J1	1.00	W	26,094						3	
229	HA			98622K	BUILDING MAINTENANCE WORKER I				J1	1.00	W	26,094						3	
229	HA			98623K	BUILDING MAINTENANCE WORKER I				J1	1.00	W	26,094						3	
229	HA			98624K	BUILDING MAINTENANCE HELPER				J1	1.00	W	21,654						3	
229	HA			98625K	BUILDING MAINTENANCE HELPER				J1	1.00	W	21,654						3	
229	HA			98626K	BUILDING MAINTENANCE HELPER				J1	1.00	W	21,654						3	
229	HA			98627K	BUILDING MAINTENANCE HELPER				J1	1.00	W	21,654						3	
229	HA			98628K	PLUMBER 1				J1	1.00	W	27,090						3	
229	HA			98629K	PLUMBER 1				J1	1.00	W	27,090						3	
229	HA			98630K	PLUMBER 1				J1	1.00	W	27,090						3	
229	HA			98631K	PLUMBER 1				J1	1.00	W	27,090						3	
229	HA			98632K	CARPENTER I				J1	1.00	W	26,094						3	
229	HA			98633K	CARPENTER I				J1	1.00	W	26,094						3	
229	HA			98634K	CARPENTER I				J1	1.00	W	26,094						3	
					HPHA Totals														
									Count MOF A	0.25									
									Count MOF N	122.25									
									Count MOF W	61.00									
									Total Vacant Position Count as of 11/30/17	183.50									
									FY18 Total Authorized Position Count (Perm + Temp)	450.50									
									Vacancy %	41%									

Department of Human Services  
Vacancy Report as of November 30, 2017

Table 11

Prog ID	Sub-Org	Date of Vacancy	Expected Fill Date	Position Number	Position Title	Exempt (Y/N)	SR Level	BU Code	Perm Temp (P/T)	FTE	MOF	Budgeted Amount	Actual Salary Last Paid	Authority to Hire (Y/N)	Occupied by 89 Day Hire (Y/N)	# of 89 Hire Appts	Describe if Filled by other Means	Priority # to Retain	Recruitment Status	
501	YA	08/01/17	5/31/2018	34341	CHILDREN & YUTH PRGM SPCLT V	N	SR24	13	J1	1.00	A	57,168	58,308	Y	N			0	1	
501	YA	07/03/17	5/31/2018	43703	CORRECTIONS PRGM SPCLT II	N	SR24D	13	J1	1.00	A	59,448	63,060	Y	N		Perm incumbent has return rights; currently in a temp c/s appt NTE 11/30/18	1		
501	YA	02/16/17	5/31/2018	120294	CHILDREN & YUTH PRGM SPCLT IV	N	SR22C	13	J1	1.00	A	50,772	50,772	Y	N			0	1	
501	YA	07/01/17	5/31/2018	122366	JUV JUSTICE PRGM ADMIN ASST	N	SRNA	3	T1	0.50	A	16,020	-	Y	N			0	1	
501	YA	07/01/17	5/31/2018	122366	JUV JUSTICE PRGM ADMIN ASST	N	SRNA	3	T1	0.50	N	16,020	-	Y	N			0	1	
501	YA		5/31/2018	90551K	PROGRAM SPECIALIST IV		SR22	3	T1	1.00	N	47,400		Y	N				4	
501	YA		5/31/2018	90552K	ACCOUNT CLERK III		SR11	3	T1	1.00	N	28,836		Y	N				4	
503	YB	09/30/17	5/31/2018	2318	HUMAN SVCS PROF III	N	SR20H	13	J1	1.00	A	57,168	58,308	Y	N			0	1	
503	YB	09/06/17	5/31/2018	2450	YOUTH CORRECTIONS OFFICER (FP)	N	CO06B	10	J1	1.00	A	53,748	53,748	Y	N			0	4	
503	YB	10/16/17	5/31/2018	2459	BUILDING MAINTENANCE WORKER II	N	WS09A	1	J1	1.00	A	55,392	55,392	Y	N			0	1	
503	YB	05/01/17	5/31/2018	2465	INSTITUTION FACILITIES SUPT I	N	SR21J	4	J1	1.00	A	64,176	64,176	Y	N			0	1	
503	YB	04/01/16	5/31/2018	2466	ACCOUNT CLERK IV	N	SR13	3	J1	1.00	A	32,976	51,924	Y	N			0	1	
503	YB	12/31/16	5/31/2018	2469	AUTOMOTIVE MECHANIC II	N	WS10A	1	J1	1.00	A	57,372	56,244	Y	N			0	1	
503	YB	06/09/17	5/31/2018	6005	HUMAN RESOURCES ASSISTANT III	N	SR09	63	J1	1.00	A	28,212	41,724	Y	N			0	1	
503	YB	06/01/17	5/31/2018	11121	YOUTH CORRECTIONS SUPERVISOR	N	CO08C	20	J1	1.00	A	66,180	66,180	Y	N			0	4	
503	YB	02/22/17	5/31/2018	11645	YOUTH CORRECTIONS OFFICER (FP)	N	CO06B	10	J1	1.00	A	53,748	53,748	Y	N			0	4	
503	YB	04/01/16	5/31/2018	28696	GROUNDSKEEPER II	N	WS02	1	J1	1.00	A	41,640	39,240	Y	N				1	
503	YB	07/14/17	5/31/2018	31615	INSTITUTION FARM ACTIV LEADER	N	WS03A	1	J1	1.00	A	42,852	42,852	Y	N				1	
503	YB	07/01/17	5/31/2018	117172	YOUTH CORRECTIONS OFFICER (E)	N	CO04B	10	J1	1.00	A	49,548	53,748	Y	N			0	4	
503	YB	07/25/17	5/31/2018	117912	YOUTH CORRECTIONS TRAINER	N	CO08B	10	J1	1.00	A	63,420	63,420	Y	N			0	1	
503	YB	03/01/17	5/31/2018	118511	GENERAL PROFESSIONAL III	N	SR20C	13	J1	1.00	A	46,932	46,932	Y	N			0	1	
503	YB	05/01/17	5/31/2018	118860	CORRECTIONS SUPERVISOR I	N	SR24C	23	J1	1.00	A	57,168	59,448	Y	N			0	4	
503	YB	06/16/16	5/31/2018	121184	HUMAN SVCS PROF III	N	SR20	13	J1	1.00	A	46,932	45,348	Y	N			0	1	
503	YB		5/31/2018	98635K	SOCIAL WORKER III		SR20	13	J1	1.00	A	-							1	
503	YB		5/31/2018	98636K	SOCIAL WORKER III		SR20	13	J1	1.00	A	-							1	
503	YB		5/31/2018	98637K	SOCIAL WORKER III		SR20	13	J1	1.00	A	-							1	
503	YB		5/31/2018	98638K	SOCIAL WORKER III		SR20	13	J1	1.00	A	-							1	
503	YB		5/31/2018	98639K	SOCIAL WORKER III		SR20	13	J1	1.00	A	-							1	
					OYS Totals							Count MOF A	24.50							
												Count MOF N	2.50							
					Total Vacant Position Count as of 11/30/17							27.00								
					FY18 Total Authorized Position Count (Perm + Temp)							135.50								
												Vacancy %	20%							

Department of Human Services  
 Vacancy Report as of November 30, 2017

Prog ID	Sub-Org	Date of Vacancy	Expected Fill Date	Position Number	Position Title	Exempt (Y/N)	SR Level	BU Code	Perm Temp (P/T)	FTE	MOF	Budgeted Amount	Actual Salary Last Paid	Authority to Hire (Y/N)	Occupied by 89 Day Hire (Y/N)	# of 89 Hire Appts	Describe if Filled by other Means	Priority # to Retain	Recruitment Status
888	CW	5/1/2017	5/31/2018	45432	SECRETARY I	N	SR12C	3	J1	1.00	A	\$ 34,260	\$ 35,676	Y	Y	1		2	
888	CW	10/3/2017	5/31/2018	101624	EXECUTIVE DIRECTOR CSW	Y	SRNA	13	T1	1.00	A	\$ 72,192	\$ 84,996	Y	N			1	
					CSW Totals					2.00									
										Count MOF A									
										Count MOF N									
										Total Vacant Position Count as of 11/30/17									
										FY18 Total Authorized Position Count (Perm + Temp)									
										Vacancy %									
										100%									















Department of Human Services  
Vacancy Report as of November 30, 2017

Prog ID	Sub-Org	Date of Vacancy	Expected Fill Date	Position Number	Position Title	Exempt (Y/N)	SR Level	BU Code	Perm Temp (P/T)	FTE	MOF	Budgeted Amount	Actual Salary Last Paid	Authority to Hire (Y/N)	Occupied by 89 Day Hire (Y/N)	# of 89 Hire Appts	Describe if Filled by other Means	Priority # to Retain	Recruitment Status	
902	IA			94568K	BUSINESS ANALYST		SR24C	23	T1	0.10	A	5,336						3		
902	IA			94568K	BUSINESS ANALYST		SR24C	23	T1	0.10	N	48,028						3		
902	IA			94569K	TECHNICAL INTERFACE SPCLT		SR24C	3	T1	0.10	A	5,336						3		
902	IA			94569K	TECHNICAL INTERFACE SPCLT		SR24C	3	T1	0.90	N	48,028						3		
902	IA			94570K	TECHNICAL INTERFACE SPCLT		SR24C	13	T1	0.10	A	5,336						3		
902	IA			94570K	TECHNICAL INTERFACE SPCLT		SR24C	13	T1	0.90	N	48,028						3		
902	IA			94571K	AUDITOR V		SR24C	13	J1	0.50	A	26,682						3		
902	IA			94571K	AUDITOR V		SR24C	13	J1	0.50	N	26,682						3		
902	IA			94573K	REGISTERED NURSE IV		SR22B	23	J1	0.25	A	20,493						3		
902	IA			94573K	REGISTERED NURSE IV		SR22B	23	J1	0.75	N	61,479						3		
902	IA			94574K	PROGRAM BUDGET ANALYST IV		SR22C	13	J1	0.50	A	23,700						2		
902	IA			94574K	PROGRAM BUDGET ANALYST IV		SR22C	13	J1	0.50	N	23,700						2		
									<b>Count MOF A</b>		<b>23.75</b>									
									<b>Count MOF N</b>		<b>33.25</b>									
									<b>Total Vacant Position Count as of 11/30/17</b>		<b>57.00</b>									
									<b>FY18 Total Authorized Position Count (Perm + Temp)</b>		<b>302.75</b>									
									<b>Vacancy %</b>		<b>19%</b>									









Department of Human Services  
Vacancy Report as of November 30, 2017

Prog ID	Sub-Org	Date of Vacancy	Expected Fill Date	Position Number	Position Title	Exempt (Y/N)	SR Level	BU Code	Perm Temp (P/T)	FTE	MOF	Budgeted Amount	Actual Salary Last Paid	Authority to Hire (Y/N)	Occupied by 89 Day Hire (Y/N)	# of 89 Hire Appts	Describe if Filled by other Means	Priority # to Retain	Recruitment Status
601	TA	04/17/17	05/31/18	45597	SOCIAL SERVICE ASSISTANT IV	N	SR11B	3	J1	1.00	A	31,740	32,976	Y	N			2	pending recruitment
601	TA	02/16/17	05/31/18	100461	SOCIAL SERVICE ASSISTANT IV	N	SR11H	3	J1	1.00	A	40,128	40,128	Y	N			3	pending recruitment
601	TA	01/16/15	05/31/18	100501	SOCIAL SERVICE ASSISTANT IV	N	SR11	3	J1	1.00	A	30,468	36,468	Y	N			n/a	Selection recommend hire
601	TA	08/01/16	05/31/18	100506	SOCIAL SERVICE ASSISTANT IV	N	SR11H	3	J1	1.00	A	40,128	39,492	Y	N			2	pending recruitment
601	TA	10/29/16	05/31/18	113211	HUMAN SVCS PROF III	N	SR20C	13	T1	1.00	N	46,932	45,348	Y	N			n/a	Selection recommend hire
601	TA	11/28/17	05/31/18	121062	REGISTERED NURSE IV	N	SR22L3	9	J1	1.00	A	116,496	118,824	Y	N			1	pending recruitment
601	TA	11/22/17	5/31/2018	122532	CHILD/ADULT PROTETV SVCS SPCLT	N	SR23M	13	J1	1.00	A	78,228	-	Y	N			4	vice pend recruitment
901	MA	05/26/17	05/31/18	23326	SECRETARY II	N	SR14G	3	J1	0.75	A	32,526	33,822	Y	N		Perm incumbent has return rights, currently in a temp c/s appt NTE 11/30/18.	3	
901	MA	05/26/17	05/31/18	23326	SECRETARY II	N	SR14G	3	J1	0.25	N	10,842	11,274	Y	N		Perm incumbent has return rights, currently in a temp c/s appt NTE 11/30/18.	3	
901	MA	04/03/17	05/31/18	24433	SOCIAL WORKER IV	N	SR22C	13	J1	0.75	A	38,079	38,079	Y	N			1	Ongoing Recruitment
901	MA	04/03/17	05/31/18	24433	SOCIAL WORKER IV	N	SR22C	13	J1	0.25	N	12,693	12,693	Y	N			1	Ongoing Recruitment
901	MA	04/01/17	05/31/18	24830	HUMAN SVCS PROF IV	N	SR22	13	J1	0.75	A	38,079	38,079	Y	N			2	Ongoing Recruitment
901	MA	04/01/17	05/31/18	24830	HUMAN SVCS PROF IV	N	SR22	13	J1	0.25	N	12,693	12,693	Y	N			2	Ongoing Recruitment
901	MA	01/09/15	05/31/18	26704	HUMAN SVCS PROF III	N	SR23	13	J1	0.60	A	37,094	26,287	Y	N			4	Part of Ongoing Reorganization
901	MA	01/09/15	05/31/18	26704	HUMAN SVCS PROF III	N	SR23	13	J1	0.40	N	24,730	17,525	Y	N			4	Part of Ongoing Reorganization
901	MA	09/05/15	05/31/18	29223	CHILD/ADULT PROTETV SVCS SPCLT	N	SR23	13	J1	0.60	A	24,077	33,293	Y	N			2	Part of Ongoing Reorganization
901	MA	09/05/15	05/31/18	29223	CHILD/ADULT PROTETV SVCS SPCLT	N	SR23	13	J1	0.40	N	16,051	22,195	Y	N			2	Part of Ongoing Reorganization
901	MA	07/01/15	05/31/18	34076	CHILD/ADULT PROTETV SVCS SPCLT	N	SR23	13	J1	0.60	A	20,578	30,780	Y	Y	2		3	Part of Ongoing Reorganization
901	MA	07/01/15	05/31/18	34076	CHILD/ADULT PROTETV SVCS SPCLT	N	SR23	13	J1	0.40	N	13,718	20,520	Y	Y	2		3	Part of Ongoing Reorganization
901	MA	09/23/14	05/31/18	37620	HUMAN SVCS PROF IV	N	SR23	13	J1	0.60	A	58,399	28,440	Y	Y	2		3	Part of Ongoing Reorganization
901	MA	09/23/14	05/31/18	37620	HUMAN SVCS PROF IV	N	SR23	13	J1	0.40	N	38,933	18,960	Y	Y	2		3	Part of Ongoing Reorganization
901	MA	05/01/15	05/31/18	42351	SOCIAL SERVICE AID III	N	SR09	3	J1	0.60	A	34,301	19,476	Y	N			2	Part of Ongoing Reorganization/Reallocation
901	MA	05/01/15	05/31/18	42351	SOCIAL SERVICE AID III	N	SR09	3	J1	0.40	N	22,867	12,984	Y	N			2	Part of Ongoing Reorganization/Reallocation
901	MA	08/01/12	05/31/18	42788	SECRETARY I	N	SR12	3	J1	0.60	A	30,463	20,254	Y	N			2	Part of Ongoing Reorganization
901	MA	08/01/12	05/31/18	42788	SECRETARY I	N	SR12	3	J1	0.40	N	20,309	13,502	Y	N			2	Part of Ongoing Reorganization
901	MA	04/01/15	05/31/18	46378	SOCIAL SERVICE AID III	N	SR09	3	J1	0.60	A	30,463	16,661	Y	N			4	Part of Ongoing Reorganization
901	MA	04/01/15	05/31/18	46378	SOCIAL SERVICE AID III	N	SR09	3	J1	0.40	N	20,309	11,107	Y	N			4	Part of Ongoing Reorganization
901	MA	09/18/14	05/31/18	113138	SOCIAL WORKER III	N	SR23	13	J1	0.60	A	34,301	26,287	Y	N			3	Part of Ongoing Reorganization/Redescription
901	MA	09/18/14	05/31/18	113138	SOCIAL WORKER III	N	SR23	13	J1	0.40	N	22,867	17,525	Y	N			3	Part of Ongoing Reorganization/Redescription
901	MA	08/01/14	05/31/18	118585	SOCIAL SERVICE AID III	N	SR09	3	J1	1.00	N	57,168	31,236	Y	N			4	Part of Ongoing Reorganization/Redescription
901	MA	06/10/13	05/31/18	118589	SOCIAL SERVICE AID III	N	SR09	3	J1	1.00	N	50,772	30,036	Y	N			4	Part of Ongoing Reorganization/Redescription
901	MA	02/09/17	5/31/2018	122311	GENERAL PROFESSIONAL VI	N	SR26I	13	J1	0.75	A	58,671	-	Y	Y	2		2	Part of Ongoing Reorganization
901	MA	02/09/17	5/31/2018	122311	GENERAL PROFESSIONAL VI	N	SR26I	13	J1	0.25	N	19,557	-	Y	Y	2		2	Part of Ongoing Reorganization
					SSD Totals														
											Count MOF A	61.90							
											Count MOF N	50.10							
											Total Vacant Position Count as of 11/30/17		112.00						
											FY18 Total Authorized Position Count (Perm + Temp)		505.00						
											Vacancy %		22%						

Department of Human Services  
 Vacancy Report as of November 30, 2017

Prog ID	Sub-Org	Date of Vacancy	Expected Fill Date	Position Number	Position Title	Exempt (Y/N)	SR Level	BU Code	Perm Temp (P/T)	FTE	MOF	Budgeted Amount	Actual Salary Last Paid	Authority to Hire (Y/N)	Occupied by 89 Day Hire (Y/N)	# of 89 Hire Appts	Describe if Filled by other Means	Priority # to Retain	Recruitment Status	
904	AA	05/01/15	12/18/17	1653	ELIGIBILITY WKR IV	N	SR18	3	J1	0.55	A	22,070	34,742	Y	N			0	2	
904	AA	05/01/15	12/18/17	1653	ELIGIBILITY WKR IV	N	SR18	3	J1	0.45	N	18,058	28,426	Y	N			0	2	
904	AA	01/11/17	05/31/18	1659	ADMINISTRATIVE ASSISTANT VI	N	SR26L	73	J1	1.00	A	87,996	87,996	Y	N			0	1	Active recruitment
904	AA	03/01/10	05/31/18	23672	ELIGIBILITY WKR V	N	SR20	4	J1	0.65	A	28,189	41,083	Y	N			0	2	
904	AA	03/01/10	05/31/18	23672	ELIGIBILITY WKR V	N	SR20	4	J1	0.35	N	15,179	22,121	Y	N			0	2	
904	AA	04/03/17	05/31/18	26377	ELIGIBILITY WKR IV	N	SR18H	3	J1	0.55	A	29,014	29,014	Y	N			0	2	
904	AA	04/03/17	05/31/18	26377	ELIGIBILITY WKR IV	N	SR18H	3	J1	0.45	N	23,738	23,738	Y	N			0	2	
904	AA	06/14/17	05/31/18	27011	INFORMATION TECHNOLOGY BAND B	N	SR22C	13	J1	0.65	A	33,002	34,336	Y	N			0	2	
904	AA	06/14/17	05/31/18	27011	INFORMATION TECHNOLOGY BAND B	N	SR22C	13	J1	0.35	N	17,770	18,488	Y	N			0	2	
904	AA	08/01/17	05/31/18	27321	ELIGIBILITY WKR IV	N	SR18M	3	J1	0.55	A	35,297	36,003	Y	N			0	2	
904	AA	08/01/17	05/31/18	27321	ELIGIBILITY WKR IV	N	SR18M	3	J1	0.45	N	28,879	29,457	Y	N			0	2	
904	AA	03/16/16	05/31/18	30529	ELIGIBILITY WKR IV	N	SR18	3	J1	0.55	A	22,070	26,413	Y	N			0	2	
904	AA	03/16/16	05/31/18	30529	ELIGIBILITY WKR IV	N	SR18	3	J1	0.45	N	18,058	21,611	Y	N			0	2	Interview Stage
904	AA	12/31/15	05/31/18	30531	ELIGIBILITY WKR IV	N	SR18	3	J1	0.55	A	22,070	33,429	Y	N			0	2	
904	AA	12/31/15	05/31/18	30531	ELIGIBILITY WKR IV	N	SR18	3	J1	0.45	N	18,058	27,351	Y	N			0	2	
904	AA	01/23/17	05/31/18	30532	ELIGIBILITY WKR IV	N	SR18G	3	J1	0.55	A	27,925	27,925	Y	N			0	2	
904	AA	01/23/17	05/31/18	30532	ELIGIBILITY WKR IV	N	SR18G	3	J1	0.45	N	22,847	22,847	Y	N			0	2	
904	AA	12/31/16	05/31/18	30704	ELIGIBILITY WKR IV	N	SR18J	3	J1	0.55	A	31,390	30,895	Y	N			0	2	
904	AA	12/31/16	05/31/18	30704	ELIGIBILITY WKR IV	N	SR18J	3	J1	0.45	N	25,682	25,277	Y	N			0	2	
904	AA	08/01/17	01/16/18	32648	ACCOUNTANT IV	N	SR22L	13	J1	1.00	A	72,324	76,692	Y	N			0	3	
904	AA	11/16/17	05/31/18	36257	ACCOUNT CLERK IV	N	SR13I	3	J1	1.00	A	45,096	45,996	Y	N			0	3	
904	AA	06/07/17	05/31/18	117103	OFFICE ASSISTANT III	N	SR08	63	T1	1.00	A	27,132	27,132	Y	Y	2		0	3	In recruitment
904	AA	08/25/17	05/31/18	121836	HOMELESSNESS COMY DEV SPLCT	Y	SRNA	13	T1	1.00	A	72,456	73,908	Y	N			0	1	Active recruitment
DHS Admin Totals (HMS 904)										Count MOF A	10.15									
										Count MOF N	3.85									
Total Vacant Position Count as of 11/30/17										14.00										
FY18 Total Authorized Position Count (Perm + Temp)										170.00										
										Vacancy %	8%									
Attached Agencies and Commissions Totals										Count MOF A	26.75									
										Count MOF N	124.75									
										Count MOF W	61.00									
Total Vacant Position Count as of 11/30/17										212.50										
FY18 Total Authorized Position Count (Perm + Temp)										588.00										
										Vacancy %	36%									
DHS Without Attached Agencies and Commissions Totals										Count MOF A	148.18									
										Count MOF N	143.32									
										Count MOF W	-									
Total Vacant Position Count as of 11/30/17										291.50										
FY18 Total Authorized Position Count (Perm + Temp)										1,829.75										
										Vacancy %	16%									
DHS With Attached Agencies and Commissions Totals										Count MOF A	174.93									
										Count MOF N	268.07									
										Count MOF W	61.00									
Total Vacant Position Count as of 11/30/17										504.00										
FY18 Total Authorized Position Count (Perm + Temp)										2,417.75										
										Vacancy %	21%									

Positions Established by Acts other than the State Budget as of November 30, 2017

Prog ID	Sub-Org	Date Established	Legal Authority		Position Number	Position Title	Exempt (Y/N)	SR Level	BU Code	T/P	MOF	FTE	Annual Salary	Filled (Y/N)	Occupied by 89 Day Hire (Y/N)
			Exemption	Establishment											
904	AA	01/09/13	Section 76-16(b)(12)	EM 12-05(GOV) 12/07/12	120833	Limited Eng Prfcncy Coordntr	Y	SRNA	13	T	A	1.00	62,112.00	N	N
301	SA	02/21/14	Section 76-16(b)(12)	EM 13-02 (GOV) 03/14/14	121165	Title IV-E Project Manager	Y	SRNA	13	T	A	0.50	32,460.00	N	N
301	SA	02/21/14	Section 76-16(b)(12)	EM 13-02 (GOV) 03/14/14	121165	Title IV-E Project Manager	Y	SRNA	13	T	N	0.50	32,460.00	N	N
904	AA	07/02/14	Section 76-16(b)(12)	EM 13-02 (GOV) 03/16/14	121315	Information Tech Implementation Manager	Y	SRNA	13	T	A	0.57	51,300.00	N	N
904	AA	07/02/14	Section 76-16(b)(12)	EM 13-02 (GOV) 03/16/14	121315	Information Tech Implementation Manager	Y	SRNA	13	T	N	0.43	38,700.00	N	N
904	AA	09/04/14	Section 76-16(b)(12)	EM 14-04 (GOV) 08/27/14	121414	Assistant Information Tech Implementation Manager	Y	SRNA	13	T	A	0.57	45,602.00	N	N
904	AA	09/04/14	Section 76-16(b)(12)	EM 14-04 (GOV) 08/27/14	121414	Assistant Information Tech Implementation Manager	Y	SRNA	13	T	N	0.43	34,402.00	N	N
902	IA	12/03/15	Section 76-16(b)(12)	EM 15-03(GOV) 11/30/15	121866	Health Care Outreach Manager	Y	SRNA	13	T	A	0.72	58,864.32	N	N
902	IA	12/03/15	Section 76-16(b)(12)	EM 15-03(GOV) 11/30/15	121866	Health Care Outreach Manager	Y	SRNA	13	T	N	0.28	22,891.68	N	N
902	IA	12/03/15	Section 76-16(b)(12)	EM 15-03(GOV) 11/30/15	121868	Health Care Outreach Coord	Y	SRNA	13	T	A	0.72	46,206.72	Y	N
902	IA	12/03/15	Section 76-16(b)(12)	EM 15-03(GOV) 11/30/15	121868	Health Care Outreach Coord	Y	SRNA	13	T	N	0.28	17,969.28	Y	N
902	IA	12/03/15	Section 76-16(b)(12)	EM 15-03(GOV) 11/30/15	121869	Health Care Outreach Coord	Y	SRNA	13	T	A	0.72	44,642.88	Y	N
902	IA	12/03/15	Section 76-16(b)(12)	EM 15-03(GOV) 11/30/15	121869	Health Care Outreach Coord	Y	SRNA	13	T	N	0.28	17,361.12	Y	N
902	IA	12/03/15	Section 76-16(b)(12)	EM 15-03(GOV) 11/30/15	121870	Health Care Outreach Coord	Y	SRNA	13	T	A	0.72	46,206.72	Y	N
902	IA	12/03/15	Section 76-16(b)(12)	EM 15-03(GOV) 11/30/15	121870	Health Care Outreach Coord	Y	SRNA	13	T	N	0.28	17,969.28	Y	N
902	IA	12/03/15	Section 76-16(b)(12)	EM 15-03(GOV) 11/30/15	121871	Health Care Outreach Asst	Y	SRNA	3	T	A	0.72	28,805.76	Y	N
902	IA	12/03/15	Section 76-16(b)(12)	EM 15-03(GOV) 11/30/15	121871	Health Care Outreach Asst	Y	SRNA	3	T	N	0.28	11,202.24	Y	N
902	IA	12/15/15	Section 76-16(b)(12)	EM 15-03(GOV) 11/30/15	121867	Health Care Outreach Coordinator	Y	SRNA	13	T	A	0.72	47,131.00	N	N
902	IA	12/15/15	Section 76-16(b)(12)	EM 15-03(GOV) 11/30/15	121867	Health Care Outreach Coordinator	Y	SRNA	13	T	N	0.28	18,329.00	N	N
904	AA	08/17/16	Section 76-16(b)(17)	EM 16-02(GOV) 08/10/16	122080	Policy Director	Y	SRNA	73	T	A	1.00	90,000.00	N	N

Positions Established by Acts other than the State Budget as of November 30, 2017

Prog ID	Sub-Org	Date Established	Legal Authority		Position Number	Position Title	Exempt (Y/N)	SR Level	BU Code	T/P	MOF	FTE	Annual Salary	Filled (Y/N)	Occupied by 89 Day Hire (Y/N)
			Exemption	Establishment											
904	AA	08/17/16	Section 76-16(b)(12)	EM 16-02(GOV) 08/10/16	122085	Special Assist to the DIR	Y	SRNA	73	T	A	1.00	115,008.00	Y	N
904	AA	08/30/16	Section 76-16(b)(17)	EM 16-02(GOV) 08/10/16	122086	Community/Pjct Dev Dir	Y	SRNA	73	T	A	1.00	105,000.00	Y	N
904	AA	07/01/17	Section 76-16(b)(12)	EM 17-04 (GOV) 08/29/17	122412	Administrative Appeals Hearing Officer	Y	SRNA	13	T	A	0.75	63,756.00	Y	N
904	AA	07/01/17	Section 76-16(b)(12)	EM 17-04 (GOV) 08/29/17	122412	Administrative Appeals Hearing Officer	Y	SRNA	13	T	N	0.25	21,252.00	Y	N
904	AA	07/01/17	Section 76-16(b)(12)	EM 17-04 (GOV) 08/29/17	122413	Administrative Appeals Hearing Officer	Y	SRNA	13	T	A	0.75	63,756.00	Y	N
904	AA	07/01/17	Section 76-16(b)(12)	EM 17-04 (GOV) 08/29/17	122413	Administrative Appeals Hearing Officer	Y	SRNA	13	T	N	0.25	21,252.00	Y	N
904	AA	07/01/17	Section 76-16(b)(12)	EM 17-04 (GOV) 08/29/17	122414	Administrative Appeals Hearing Officer	Y	SRNA	13	T	A	0.75	63,756.00	Y	N
904	AA	07/01/17	Section 76-16(b)(12)	EM 17-04 (GOV) 08/29/17	122414	Administrative Appeals Hearing Officer	Y	SRNA	13	T	N	0.25	21,252.00	Y	N
904	AA	07/01/17	Section 76-16(b)(12)	EM 17-04 (GOV) 08/29/17	122415	Administrative Appeals Hearing Officer	Y	SRNA	13	T	A	0.75	63,756.00	Y	N
904	AA	07/01/17	Section 76-16(b)(12)	EM 17-04 (GOV) 08/29/17	122415	Administrative Appeals Hearing Officer	Y	SRNA	13	T	N	0.25	21,252.00	Y	N
904	AA	07/01/17	Section 76-16(b)(12)	EM 17-04 (GOV) 08/29/17	122416	Administrative Appeals Hearing Officer	Y	SRNA	13	T	A	0.75	63,756.00	N	N
904	AA	07/01/17	Section 76-16(b)(12)	EM 17-04 (GOV) 08/29/17	122416	Administrative Appeals Hearing Officer	Y	SRNA	13	T	N	0.25	21,252.00	N	N

Department of Human Services  
Overtime Expenditure Summary

Table 13

Prog ID	Sub-Org	Program Title	MOF	FY17 (actual)			FY18 (estimated)			FY19 (budgeted)		
				Base Salary	Overtime	Overtime	Base Salary	Overtime	Overtime	Base Salary	Overtime	Overtime
				\$\$\$\$	\$\$\$\$	Percent	\$\$\$\$	\$\$\$\$	Percent	\$\$\$\$	\$\$\$\$	Percent
HMS 220	RH	Rental Housing Services	N	\$ 7,375,549	\$ 424,742	5.8%	\$ 9,974,840	\$ 439,608	4.4%	\$ 9,974,840	\$ 439,608	4.4%
HMS 220	RH	Rental Housing Services	W	\$ 588,979	\$ 36,170	6.1%	\$ 911,904	\$ 37,436	4.1%	\$ 911,904	\$ 37,436	4.1%
HMS 222	RA	Rental Assistance Services	A	\$ 1,139,738	\$ -	0.0%	\$ 113,289	\$ 101,498	89.6%	\$ 113,289	\$ 101,498	89.6%
HMS 222	RA	Rental Assistance Services	N	\$ 234,922	\$ 5,536	2.4%	\$ 1,288,977	\$ 5,730	0.4%	\$ 1,288,977	\$ 5,730	0.4%
HMS 224	HS	Homeless Services	A	\$ 426,540	\$ -	0.0%	\$ 574,620	\$ -	0.0%	\$ 574,620	\$ -	0.0%
HMS 229	HA	HPHA Administration	N	\$ 4,201,161	\$ 127,804	3.0%	\$ 6,252,941	\$ 132,277	2.1%	\$ 6,252,941	\$ 132,277	2.1%
HMS 229	HA	HPHA Administration	W	\$ 854,653	\$ 10,034	1.2%	\$ 2,828,574	\$ 10,385	0.4%	\$ 3,598,518	\$ 10,385	0.3%
HMS 236	LC	Case Management for Self-Sufficiency	A	\$ 12,932,504	\$ 2,735	0.0%	\$ 12,958,465	\$ -	0.0%	\$ 12,958,465	\$ -	0.0%
HMS 236	LC	Case Management for Self-Sufficiency	N	\$ 5,358,309	\$ -	0.0%	\$ 10,331,027	\$ -	0.0%	\$ 10,331,027	\$ -	0.0%
HMS 238	GB	Disability Determination	N	\$ 1,348,378	\$ 5,409	0.4%	\$ 2,423,964	\$ -	0.0%	\$ 2,423,964	\$ -	0.0%
HMS 301	SA	Child Protective Services	A	\$ 10,968,887	\$ 570,496	5.2%	\$ 11,024,040	\$ 836,820	7.6%	\$ 11,024,040	\$ 836,820	7.6%
HMS 301	SA	Child Protective Services	N	\$ 3,204,203	\$ 29,369	0.9%	\$ 8,589,618	\$ -	0.0%	\$ 8,589,618	\$ -	0.0%
HMS 302	DA	General Support for Child Care Services	A	\$ 1,182,734	\$ -	0.0%	\$ 1,406,875	\$ -	0.0%	\$ 1,406,875	\$ -	0.0%
HMS 302	DA	General Support for Child Care Services	N	\$ 271,940	\$ -	0.0%	\$ 1,372,517	\$ -	0.0%	\$ 1,372,517	\$ -	0.0%
HMS 501	YA	In-Community Youth Programs	A	\$ 758,908	\$ 114	0.0%	\$ 896,724	\$ -	0.0%	\$ 896,724	\$ -	0.0%
HMS 501	YA	In-Community Youth Programs	N	\$ -	\$ -	0.0%	\$ 115,242	\$ -	0.0%	\$ 115,242	\$ -	0.0%
HMS 503	YB	Hawaii Youth Correctional Facility	A	\$ 5,440,144	\$ 667,226	12.3%	\$ 6,481,560	\$ 738,625	11.4%	\$ 6,481,560	\$ -	0.0%
HMS 601	TA	Adult Protective and Community Services	A	\$ 4,054,821	\$ 8,228	0.2%	\$ 4,269,804	\$ 6,750	0.2%	\$ 4,269,804	\$ -	0.0%
HMS 601	TA	Adult Protective and Community Services	N	\$ 143,278	\$ 277	0.2%	\$ 539,040	\$ -	0.0%	\$ 539,040	\$ -	0.0%
HMS 802	GA	Vocational Rehabilitation	A	\$ 1,760,990	\$ 4,201	0.2%	\$ 2,063,389	\$ -	0.0%	\$ 2,063,389	\$ -	0.0%
HMS 802	GA	Vocational Rehabilitation	N	\$ 1,512,483	\$ -	0.0%	\$ 3,892,184	\$ -	0.0%	\$ 3,892,184	\$ -	0.0%
HMS 888	CW	Commission on the Status of Women	A	\$ 103,798	\$ -	0.0%	\$ 106,452	\$ -	0.0%	\$ 106,452	\$ -	0.0%
HMS 901	MA	General Support for Social Services	A	\$ 808,802	\$ 95,507	11.8%	\$ 1,185,069	\$ 75,000	6.3%	\$ 1,185,069	\$ -	0.0%
HMS 901	MA	General Support for Social Services	N	\$ 154,282	\$ -	0.0%	\$ 571,919	\$ 8,350	1.5%	\$ 571,919	\$ -	0.0%
HMS 902	IA	General Support for Health Care Payments	A	\$ 6,210,209	\$ 1,558	0.0%	\$ 6,731,483	\$ 8,500	0.1%	\$ 6,731,483	\$ -	0.0%
HMS 902	IA	General Support for Health Care Payments	B	\$ -	\$ -	0.0%	\$ 37,499	\$ -	0.0%	\$ 37,499	\$ -	0.0%

Department of Human Services  
Overtime Expenditure Summary

Table 13

Prog ID	Sub-Org	Program Title	MOF	FY17 (actual)			FY18 (estimated)			FY19 (budgeted)		
				Base Salary \$\$\$\$	Overtime \$\$\$\$	Overtime Percent	Base Salary \$\$\$\$	Overtime \$\$\$\$	Overtime Percent	Base Salary \$\$\$\$	Overtime \$\$\$\$	Overtime Percent
HMS 902	IA	General Support for Health Care Payments	N	\$ 4,099,609	\$ -	0.0%	\$ 8,469,720	\$ -	0.0%	\$ 8,469,720	\$ -	0.0%
HMS 903	FA	General Support for Self-Sufficiency Services	A	\$ 2,759,847	\$ -	0.0%	\$ 2,902,684	\$ -	0.0%	\$ 2,902,684	\$ -	0.0%
HMS 903	FA	General Support for Self-Sufficiency Services	N	\$ 1,097,584	\$ -	0.0%	\$ 2,634,677	\$ -	0.0%	\$ 2,634,677	\$ -	0.0%
HMS 904	AA	General Administration - DHS	A	\$ 8,552,540	\$ 125,117	1.5%	\$ 8,290,438	\$ 121,772	1.5%	\$ 8,293,330	\$ -	0.0%
HMS 904	AA	General Administration - DHS	N	\$ 589,509	\$ -	0.0%	\$ 1,574,942	\$ -	0.0%	\$ 1,574,942	\$ -	0.0%
DHS				\$ 63,343,148	\$ 834,391	1.3%	\$ 87,141,582	\$ 1,050,442	1.2%	\$ 87,144,474	\$ 836,820	1.0%
HPHA				\$ 14,395,002	\$ 604,286	4.2%	\$ 21,370,525	\$ 726,934	3.4%	\$ 22,140,469	\$ 726,934	3.3%
OYS				\$ 10,397,151	\$ 675,845	6.5%	\$ 12,302,370	\$ 745,375	6.1%	\$ 12,302,370	\$ -	0.0%
Total				\$ 88,135,301	\$ 2,114,522	2.4%	\$ 120,814,477	\$ 2,522,751	2.1%	\$ 121,587,313	\$ 1,563,754	1.3%

Department of Human Services  
Office of Youth Services  
Active Contracts as of December 1, 2017

Table 14

Prog ID	MOF	Amount	Frequency (M/A/O)	Max Value	Outstanding Balance	Term of Contract			Entity	Contract Description	Explanation of How Contract is Monitored	POS Y/N	Category E/L/P/C/G/S
						Date Executed	From	To					
HMS204	A/N	\$ 2,407,818.50	M	\$ 6,150,004.40	\$ 3,742,185.90	7/1/2017	07/01/16	06/30/18	Cryca, Inc.	Medical and Psychological Evaluation Services	Monthly invoice is reviewed monthly by Prog Specialist	Y	S
HMS206	N	\$ -	O	\$ 218,530.00	\$ 218,530.00	10/1/2017	10/01/17	09/30/18	HCAP	Low Income Home Energy Assistance	Monthly invoice is reviewed monthly by Prog Specialist	Y	S
HMS206	N		O	\$ 137,270.00	\$ 137,270.00	10/1/2017	10/01/17	09/30/18	HCEOC	Low Income Home Energy Assistance	Monthly invoice is reviewed monthly by Prog Specialist	Y	S
HMS206	N		O	\$ 40,000.00	\$ 40,000.00	10/1/2017	10/01/17	09/30/18	KEO	Low Income Home Energy Assistance	Monthly invoice is reviewed monthly by Prog Specialist	Y	S
HMS206	N		O	\$ 40,000.00	\$ 40,000.00	10/1/2017	10/01/17	09/30/18	MEO	Low Income Home Energy Assistance	Monthly invoice is reviewed monthly by Prog Specialist	N	S
HMS220	N	\$ 767,980	M	\$ 767,980.00	\$ 529,818.65	6/26/13	7/15/13	7/14/18	Aqua Engineers, Inc.	Provide Individual Wastewater System (IWS) Maintenance of for AMP 38 on Kauai	Monthly Site/Desk Monitoring	N	S
HMS220	N	\$ 2,535,940	M	\$ 2,535,939.96	\$ 246,000.00	1/17/14	1/15/14	4/15/18	Realty Laua, LLC	Provide Property Management, Maintenance and Resident Services for AMP 45 on Oahu	Monthly Site/Desk Monitoring	N	S
HMS220	S	\$ 4,683,826	M	\$ 4,683,826.00	\$ 685,166.82	3/31/14	3/31/14	3/31/18	Hawaii Affordable Properties, Inc.	Furnish Property Management, Maintenance Services & Resident Services for MU 42 on Oahu	Monthly Site/Desk Monitoring	N	S
HMS220	W/N	\$ 193,717	M	\$ 193,716.71	\$ 24,580.00	9/24/14	9/26/14	1/31/18	EMSS, Inc.	Furnish Printing & Mailing Services for Monthly Tenant Rent Bills Statewide	Monthly Site/Desk Monitoring	N	S
HMS220	N	\$ 251,250	M	\$ 251,250.00	\$ 140,921.65	11/3/14	11/5/14	11/4/17	Goldfarb & Lipman LLP	Provide Professional Legal Services of HUD Programs	Monthly Site/Desk Monitoring	N	S
HMS220	N	\$ 223,436	M	\$ 223,436.00	\$ 46,656.00	12/8/14	12/18/14	6/16/18	Kone, Inc.	Provide Preventive Maintenance Services to 16 Elevators at Various Public Housing Properties on Oahu	Monthly Site/Desk Monitoring	N	S
HMS220	S/N	\$ 66,949	M	\$ 66,948.67	\$ 20,618.00	6/5/15	7/1/15	6/30/18	Kilgore Power Solutions, LLC	Provide Preventive Maintenance Services to Emergency Generators at Various Public Housing Properties on Oahu	Monthly Site/Desk Monitoring	N	S
HMS220	N	\$ 26,686	M	\$ 26,685.93	\$ 6,549.00	6/26/15	7/16/15	7/15/18	O&M Enterprises	Provide Preventative Maintenance Services for the Sewage Lift Pump Station at Wahiawa Terrace (AMP 49) on Oahu	Monthly Site/Desk Monitoring	N	S

Department of Human Services  
Office of Youth Services  
Active Contracts as of December 1, 2017

Table 14

<u>Prog ID</u>	<u>MOF</u>	<u>Amount</u>	<u>Frequency (M/A/O)</u>	<u>Max Value</u>	<u>Outstanding Balance</u>	<u>Date Executed</u>	<u>From</u>	<u>To</u>	<u>Entity</u>	<u>Contract Description</u>	<u>Explanation of How Contract is Monitored</u>	<u>POS Y/N</u>	<u>Category E/L/P/C/G/S</u>
HMS220	N	\$ 147,963	M	\$ 147,963.00	\$ 34,178.00	6/26/15	7/1/15	6/30/18	O&M Enterprises	Provide Preventative Maintenance Services for the New Sewage Treatment Plant at Kupuna Home O' Waiialua (AMP 49) on Oahu	Monthly Site/Desk Monitoring	N	S
HMS220	N	\$ 1,252,229	M	\$ 1,252,228.52	\$ 172,245.00	7/24/15	3/31/15	12/31/17	Realty Laua, LLC	Furnish Property Management & Maintenance Services at Ka Hale O Kameha'ikana Community Resource Center on Oahu	Monthly Site/Desk Monitoring	N	S
HMS220	W/N	\$ 117,898	M	\$ 117,898.44	\$ 15,121.79	8/31/15	9/1/15	8/31/18	Island Refuse, Inc.	Furnish Refuse Collection Services at Kahale Mua State/Federal (AMP 39) on Molokai	Monthly Site/Desk Monitoring	N	S
HMS220	W/N	\$ 331,424	M	\$ 331,424.00	\$ 105,529.00	12/1/15	12/1/15	6/30/18	Emphasys Software	Furnish Emphasys Elite Software Maintenance, Technical & Training Support Services	Monthly Site/Desk Monitoring	N	S
HMS220	N	\$ 148,069	M	\$ 148,068.53	\$ 148,068.53	3/21/16	3/21/16	3/20/18	Pacific Property Management Svcs.	Provide, as needed, tenant recertification services for AMPs 30, 31, 32, 33, 34 & 35 on Oahu	Monthly Site/Desk Monitoring	N	S
HMS220	N	\$ 25,436	M	\$ 25,436.00	\$ 6,812.00	4/22/16	7/1/16	6/30/18	Economy Plumbing & Air Conditioning	Provide Preventative Maintenance to Major Systems at AMP 34 & AMP 35 on Oahu	Monthly Site/Desk Monitoring	N	S
HMS220	N	\$ 1,506,481	M	\$ 1,506,481.00	\$ 365,757.00	4/29/16	4/30/16	3/31/18	Hawaii Affordable Properties, Inc.	Furnish Property Management, Maintenance and Resident Services for AMP 43 on the Island of Hawaii	Monthly Site/Desk Monitoring	N	S
HMS220	S/N	\$ 2,727,260	M	\$ 2,727,259.67	\$ 590,915.00	5/18/16	5/1/16	2/1/18	American Guard Services	Furnish Security Services for AMP 31, 32 & 35 on Oahu	Monthly Site/Desk Monitoring	N	S
HMS220	S	\$ 13,487	M	\$ 13,486.96	\$ 6,869.00	6/1/16	7/1/16	6/30/18	Doonwood Engineering, Inc.	Provide Preventive Maintenance Services to Existing & New Boilers, Water Heaters, Heat Pumps, Hot Water Storage Tanks, Booster Pumps, Backflow Preventers at MU 42 on Oahu	Monthly Site/Desk Monitoring	N	S



Department of Human Services  
Office of Youth Services  
Active Contracts as of December 1, 2017

Table 14

<u>Prog ID</u>	<u>MOF</u>	<u>Amount</u>	<u>Frequency (M/A/O)</u>	<u>Max Value</u>	<u>Outstanding Balance</u>	<u>Date Executed</u>	<u>From</u>	<u>To</u>	<u>Entity</u>	<u>Contract Description</u>	<u>Explanation of How Contract is Monitored</u>	<u>POS Y/N</u>	<u>Category E/L/P/C/G/S</u>
HMS220	N	\$ 570,145	M	\$ 570,145.00	\$ 29,541.00	6/23/16	5/31/16	12/31/17	Hawaii Affordable Properties, Inc.	Furnish Property Management and Maintenance Services for Ke Kumu Ekahi on the Island of Hawaii	Monthly Site/Desk Monitoring	N	S
HMS220	S/N	\$ 1,112,938	M	\$ 1,112,938.00	\$ 351,550.00	6/24/16	5/31/16	12/31/17	Hawaii Affordable Properties, Inc.	Furnish Property Management, Maintenance and Resident Services for AMP 46 on the Island of Hawaii	Monthly Site/Desk Monitoring	N	S
HMS220	N	\$ 1,481,053	M	\$ 1,481,053.00	\$ 478,438.00	9/30/16	8/31/16	12/31/17	Realty Laua, LLC	Furnish Property Management, Maintenance and Resident Services for AMP 44 on Oahu	Monthly Site/Desk Monitoring	N	S
HMS220	S/N	\$ 51,254	M	\$ 51,254.40	\$ 20,688.15	10/12/16	9/1/16	8/31/18	Garden Isle Disposal, Inc.	Furnish Refuse Collection Services for Kawailehua at AMP 38 on Kauai	Monthly Site/Desk Monitoring	N	S
HMS220	N	\$ 1,626,432	M	\$ 1,626,432.00	\$ 972,684.00	10/18/16	9/30/16	9/30/18	Hawaii Affordable Properties, Inc.	Furnish Property Management, Maintenance and Resident Services for AMP 49 on Oahu	Monthly Site/Desk Monitoring	N	S
HMS220	S/N	\$ 1,254,045	M	\$ 1,254,045.05	\$ 678,141.00	12/29/16	12/29/16	12/31/17	Sears, Roebuck & Co.	Furnish Refrigerators for State and Federal Low Income Public Housing Properties on Oahu, Maui, Kauai and Hawaii	Monthly Site/Desk Monitoring	N	S
HMS220	S/N	\$ 21,019	M	\$ 21,018.53	\$ 21,018.53	12/29/16	12/29/16	6/30/18	Pacific Appliance	Furnish Refrigerators for State & Federal Low Income Public Housing Properties on the Island of Molokai	Monthly Site/Desk Monitoring	N	S
HMS220	N	\$ 1,059,231	M	\$ 1,059,231.00	\$ 588,807.00	1/5/17	11/30/16	9/30/18	Realty Laua, LLC	Furnish Property Management, Maintenance and Resident Services for AMP 50 on Oahu	Monthly Site/Desk Monitoring	N	S
HMS220	S	\$ 56,887	M	\$ 56,886.79	\$ 19,994.03	2/24/17	3/2/17	11/27/17	Enviroservices & Training Ctr., LLC	Provide Environmental Services at Kahekili Terrace on Maui	Monthly Site/Desk Monitoring	N	S
HMS220	S	\$ 30,690	M	\$ 28,786.00	\$ 16,151.40	4/21/17	4/28/17	1/28/18	Kone, Inc.	Provide Preventative Maintenance Services to 10 State Elevators at Various Locations on Oahu	Monthly Site/Desk Monitoring	N	S

Department of Human Services  
Office of Youth Services  
Active Contracts as of December 1, 2017

Table 14

<u>Prog ID</u>	<u>MOF</u>	<u>Amount</u>	<u>Frequency (M/A/O)</u>	<u>Max Value</u>	<u>Outstanding Balance</u>	<u>Date Executed</u>	<u>From</u>	<u>To</u>	<u>Entity</u>	<u>Contract Description</u>	<u>Explanation of How Contract is Monitored</u>	<u>POS Y/N</u>	<u>Category E/L/P/C/G/S</u>
HMS220	S/N	\$ 104,757	M	\$ 104,757.23	\$ 47,057.32	6/26/17	7/1/17	6/30/18	Pacific Waste, Inc.	Provide Refuse Collection Services at Lanakila Homes I, Lanakila Homes II, Hale Aloha O Puna, Hale Olaloa, Kauhale O'Hanakahi, Pahala, Pomaikai Homes, Punahele Homes, Lokahi (AMP 37) on Hawaii	Monthly Site/Desk Monitoring	N	S
HMS220	N	\$ 46,238	M	\$ 46,238.40	\$ 27,073.80	6/28/17	7/1/17	6/30/18	Aloha Waste Systems	Furnish Refuse Collection for AMP 39 on Maui	Monthly Site/Desk Monitoring	N	S
HMS220	S/N	\$ 872,835	M	\$ 872,834.70	\$ 557,328.00	6/28/17	7/1/17	6/30/18	West Oahu Aggregate, Inc.	Furnish Refuse Collection Services for AMPs 30, 31, 32, 34, 35, 40, 45, MU 42 and the Ka Hale O Kamehaikana Community Resource Center on Oahu	Monthly Site/Desk Monitoring	N	S
HMS220	S/N	\$ 571,072	M	\$ 571,071.88	\$ 355,080.81	6/30/17	7/1/17	6/30/18	Pacific Appliance Group, Inc.	Furnish Gas and Electric Ranges to State and Federal Low Income Public Housing Properties on the Islands of Oahu, Kauai, Hawaii	Monthly Site/Desk Monitoring	N	S
HMS220	S	\$ 464,123	M	\$ 464,123.25	\$ 261,594.80	7/20/17	8/1/17	8/1/08	Enviroservices & Training Ctr., LLC	Provide Statewide Lead Risk Assessment	Monthly Site/Desk Monitoring	N	S
HMS220	S	\$ 135,522	M	\$ 135,522.40	\$ 55,964.12	7/27/17	7/1/17	6/30/18	Honolulu Disposal Service, Inc.	Furnish Refuse Collection Services for Kaahumanu Homes and Kamehameha Homes (AMP 33) on Oahu	Monthly Site/Desk Monitoring	N	S
HMS220	N	\$ 1,244,262	M	\$ 1,244,262.00	\$ 941,215.66	9/21/17	8/31/17	6/30/18	Realty Laua, LLC	Furnish Property Management, Maintenance & Resident Services at AMP 40 on Oahu	Monthly Site/Desk Monitoring	N	S
HMS220	S	\$ 326,800	M	\$ 326,800.00	\$ 326,800.00	9/22/17	9/25/17	1/20/18	AECOM Technical Services	Provide Alta Surveys for AMP 38 on Kauai	Monthly Site/Desk Monitoring	N	S
HMS220	N	\$ 298,868	M	\$ 298,868.00	\$ 272,425.30	9/26/17	4/21/17	9/25/18	MaryAnn M. Russ	Furnish Professional Consulting Services & Technical Assistance Services for the HPHA	Monthly Site/Desk Monitoring	N	S
HMS220	S/N	\$ 136,327	M	\$ 136,326.60	\$ 136,326.60	10/10/17	9/1/17	6/30/18	Alii Security Systems, Inc.	Furnish Security Services at AMP 34 on Oahu	Monthly Site/Desk Monitoring	N	S

Department of Human Services  
Office of Youth Services  
Active Contracts as of December 1, 2017

Table 14

Prog ID	MOF	Amount	Frequency (M/A/O)	Max Value	Outstanding Balance	Date Executed	From	To	Entity	Contract Description	Explanation of How Contract is Monitored	POS Y/N	Category E/L/P/C/G/S
HMS220	N	\$ 66,245	M	\$ 66,245.22	\$ 66,245.22	10/31/17	11/1/17	10/31/18	Lions' Cleaning & Maintenance Inc.	Furnish Custodial Services at the HPHA's Central Offices on Oahu	Monthly Site/Desk Monitoring	N	S
HMS222	N	\$ -	M	Indefinite Quantity	\$ -	7/3/17	7/5/17	7/4/18	Pacific Property Management Svcs	Provision of Section 8 Tenant Recertification Services and Quality Control Review	Monthly Site/Desk Monitoring	N	S
HMS224	A	\$ 843,872	O	\$ 1,240,000.00	\$ 396,127.61	9/29/2016	09/01/16	06/30/18	CATHOLIC CHARITIES HAWAII (CCH)	Family Assessment Center (FAC)	Review of invoices and program activity reports, review of annual compiled reports, site visits	Y	S
HMS224	A	\$ 132,624	O	\$ 290,142.00	\$ 157,517.22	10/1/2016	06/30/17	09/30/18	C. PERARO CONSULTING, LLC	HMIS Admin Services (Emergency Proc)	Review of invoices and contract deliverables by Program Specialist	N	G
HMS224	A	\$ 17,413	O	\$ 97,130.00	\$ 79,716.46	10/20/2016	09/01/16	02/28/18	UNIVERSITY OF HAWAII-OFFICE OF RESEARCH SERVICES	Homeless Service System & Outcome (Emergency Proc)	Review of invoices and program activity reports, review of annual compiled reports, site visits	Y	S
HMS224	A	\$ 111,608	M	\$ 600,000.00	\$ 488,391.73	1/23/2017	02/01/17	07/31/18	FAMILY LIFE CENTER	Housing Placement Program	Review of invoices and program activity reports, review of annual compiled reports, site visits	Y	S
HMS224	A	\$ 28,231	M	\$ 150,000.00	\$ 121,768.43	1/23/2017	02/01/17	07/31/18	FAMILY LIFE CENTER - KAUAI	Housing Placement Program	Review of invoices and program activity reports, review of annual compiled reports, site visits	Y	S
HMS224	A	\$ 83,250	O	\$ 243,421.00	\$ 160,171.00	1/23/2017	05/01/17	07/31/18	ALTERNATIVE STRUCTURES INTERNATIONAL	Rapid Re-Housing Program	Review of invoices and program activity reports, review of annual compiled reports, site visits	Y	S
HMS224	A	\$ 278,675	M	\$ 750,000.00	\$ 471,324.36	1/30/2017	02/01/17	07/31/18	HOPE SERVICES HAWAII, INC.	Housing Placement Program	Review of invoices and program activity reports, review of annual compiled reports, site visits	Y	S
HMS224	A	\$ -	M	\$ 735,000.00	\$ 735,000.00	2/6/2017	02/01/17	07/31/18	INSTITUTE FOR HUMAN SERVICES	Housing Placement Program	Review of invoices and program activity reports, review of annual compiled reports, site visits	Y	S
HMS224	A	\$ 45,690	O	\$ 320,625.00	\$ 274,935.00	2/8/2017	02/01/16	07/31/18	UNITED STATES VETERANS' INITIATIVE (USVI)	Shelter Program (Vets-In-Progress)	Review of invoices and program activity reports, review of annual compiled reports, site visits	Y	S
HMS224	A	\$ 59,656	O	\$ 418,000.00	\$ 358,435.00	2/8/2017	02/01/16	07/31/18	UNITED STATES VETERANS INITIATIVE (USVI), Regions 3&5	Outreach Program	Review of invoices and program activity reports, review of annual compiled reports, site visits	Y	S
HMS224	A	\$ 555,943	M	\$ 1,365,000.00	\$ 809,056.19	2/8/2017	02/01/17	07/31/18	CATHOLIC CHARITIES HAWAII	Housing Placement Program	Review of invoices and program activity reports, review of annual compiled reports, site visits	Y	S

Department of Human Services  
Office of Youth Services  
Active Contracts as of December 1, 2017

Table 14

<u>Prog ID</u>	<u>MOF</u>	<u>Amount</u>	<u>Frequency (M/A/O)</u>	<u>Max Value</u>	<u>Outstanding Balance</u>	<u>Date Executed</u>	<u>From</u>	<u>To</u>	<u>Entity</u>	<u>Contract Description</u>	<u>Explanation of How Contract is Monitored</u>	<u>POS Y/N</u>	<u>Category E/L/P/C/G/S</u>
HMS224	A	\$ 498,570	O	\$ 1,167,609.00	\$ 669,039.00	2/17/2017	02/01/16	07/31/18	KEALAHOU WEST OAHU (KWO)	Shelter Program (Onelau'ena)	Review of invoices and program activity reports, review of annual compiled reports, site visits	Y	S
HMS224	A	\$ 259,788	O	\$ 608,400.00	\$ 348,612.00	2/17/2017	02/01/16	07/31/18	KEALAHOU WEST OAHU (KWO)	Shelter Program (Onemalu)	Review of invoices and program activity reports, review of annual compiled reports, site visits	Y	S
HMS224	A	\$ 1,533,364	O	\$ 2,691,684.00	\$ 1,158,320.00	2/17/2017	02/01/16	07/31/18	UNITED STATES VETERANS' INITIATIVE (USVI)	Shelter Program (Paiole Kai'Aulu)	Review of invoices and program activity reports, review of annual compiled reports, site visits	Y	S
HMS224	A	\$ 159,885	O	\$ 374,000.00	\$ 214,115.00	2/17/2017	02/01/16	07/31/18	KEALAHOU WEST OAHU (KWO), Region 7	Outreach Program	Review of invoices and program activity reports, review of annual compiled reports, site visits	Y	S
HMS224	A	\$ 39,425	O	\$ 89,775.00	\$ 50,350.00	2/21/2017	02/01/16	07/31/18	WOMEN IN NEED (WIN)	Shelter Program (Aiea)	Review of invoices and program activity reports, review of annual compiled reports, site visits	Y	S
HMS224	A	\$ 65,892	O	\$ 116,236.00	\$ 50,344.00	2/21/2017	02/01/16	07/31/18	WOMEN IN NEED (WIN)	Shelter Program (Lihue)	Review of invoices and program activity reports, review of annual compiled reports, site visits	Y	S
HMS224	A	\$ 35,964	O	\$ 64,125.00	\$ 28,161.00	2/21/2017	02/01/16	07/31/18	WOMEN IN NEED (WIN)	Shelter Program (Waianae)	Review of invoices and program activity reports, review of annual compiled reports, site visits	Y	S
HMS224	N	\$ 20,497	O	\$ 54,730.00	\$ 33,547.86	3/22/2017	03/24/17	03/23/18	C. PERARO CONSULTING, LLC	Federal Reporting Services	Review of invoices and contract deliverables by Program Specialist	N	G
HMS224	A	\$ 235,793	O	\$ 704,000.00	\$ 468,207.00	3/22/2017	02/01/16	07/31/18	KALIHI-PALAMA, Regions 1+6	Outreach Program	Review of invoices and program activity reports, review of annual compiled reports, site visits	Y	S
HMS224	A	\$ 282,273	O	\$ 660,285.00	\$ 378,012.00	3/24/2017	02/01/16	07/31/18	HOPE SERVICES HAWAII (HOPE)	Shelter Program (Kihei Pua)	Review of invoices and program activity reports, review of annual compiled reports, site visits	Y	S
HMS224	A	\$ 126,570	O	\$ 296,070.00	\$ 169,500.00	3/24/2017	02/01/16	07/31/18	HOPE SERVICES HAWAII (HOPE)	Shelter Program (East Hawaii Emergency Shelter)	Review of invoices and program activity reports, review of annual compiled reports, site visits	Y	S
HMS224	A	\$ 275,719	O	\$ 483,716.00	\$ 207,996.60	3/24/2017	02/01/16	07/31/18	HOPE SERVICES HAWAII (HOPE)	Shelter Program (West Hawaii Emergency Shelter)	Review of invoices and program activity reports, review of annual compiled reports, site visits	Y	S
HMS224	A	\$ 16,320	O	\$ 35,190.00	\$ 18,870.00	3/28/2017	02/01/16	07/31/18	HALE KIPA (HK)	Shelter Program (Apa'a)	Review of invoices and program activity reports, review of annual compiled reports, site visits	Y	S

Department of Human Services  
Office of Youth Services  
Active Contracts as of December 1, 2017

Table 14

<u>Prog ID</u>	<u>MOF</u>	<u>Amount</u>	<u>Frequency (M/A/O)</u>	<u>Max Value</u>	<u>Outstanding Balance</u>	<u>Date Executed</u>	<u>From</u>	<u>To</u>	<u>Entity</u>	<u>Contract Description</u>	<u>Explanation of How Contract is Monitored</u>	<u>POS Y/N</u>	<u>Category E/L/P/C/G/S</u>
HMS224	A	\$ 16,320	O	\$ 35,190.00	\$ 18,870.00	3/28/2017	02/01/16	07/31/18	HALE KIPA (HK)	Shelter Program (Maka'aloa)	Review of invoices and program activity reports, review of annual compiled reports, site visits	Y	S
HMS224	A	\$ 213,235	O	\$ 459,800.00	\$ 246,565.00	3/29/2017	02/01/16	07/31/18	FAMILY LIFE CENTER (FLC), Regions 1+	Outreach Program	Review of invoices and program activity reports, review of annual compiled reports, site visits	Y	S
HMS224	A	\$ 174,163	O	\$ 376,200.00	\$ 202,037.00	3/29/2017	02/01/16	07/31/18	FAMILY LIFE CENTER, (FLC), Regions 4+	Outreach Program	Review of invoices and program activity reports, review of annual compiled reports, site visits	Y	S
HMS224	A	\$ 942,492	O	\$ 1,666,929.00	\$ 724,437.00	4/4/2017	02/01/16	07/31/18	WAIKIKI HEALTH CENTER (WHC)	Shelter Program (Next Step)	Review of invoices and program activity reports, review of annual compiled reports, site visits	Y	S
HMS224	A	\$ 247,575	O	\$ 434,340.00	\$ 186,765.00	4/5/2017	02/01/16	07/31/18	CATHOLIC CHARITIES HAWAII (CCH)	Shelter Program (Maili Land)	Review of invoices and program activity reports, review of annual compiled reports, site visits	Y	S
HMS224	A	\$ 160,314	O	\$ 375,000.00	\$ 214,686.00	4/5/2017	02/01/16	07/31/18	CATHOLIC CHARITIES HAWAII	State Homeless Emergency Grants (SHEG)	Review of invoices and program activity reports, review of annual compiled reports, site visits	Y	S
HMS224	A	\$ 160,314	O	\$ 375,000.00	\$ 214,686.00	4/5/2017	02/01/16	07/31/18	CATHOLIC CHARITIES HAWAII	State Homeless Emergency Grants (SHEG)	Review of invoices and program activity reports, review of annual compiled reports, site visits	Y	S
HMS224	A	\$ 73,104	O	\$ 171,000.00	\$ 97,896.00	4/11/2017	02/01/16	07/31/18	GREGORY HOUSE PROGRAMS (GHP)	Shelter Program (Community Residential Program)	Review of invoices and program activity reports, review of annual compiled reports, site visits	Y	S
HMS224	A	\$ 184,268	O	\$ 323,276.00	\$ 139,007.60	4/12/2017	02/01/16	07/31/18	FAMILY LIFE CENTER (FLC)	Shelter Program (Ho'olanani)	Review of invoices and program activity reports, review of annual compiled reports, site visits	Y	S
HMS224	A	\$ 236,902	O	\$ 510,840.00	\$ 273,938.00	4/12/2017	02/01/16	07/31/18	HOPE SERVICES HAWAII, (HOPE), Regions 1+	Outreach Program	Review of invoices and program activity reports, review of annual compiled reports, site visits	Y	S
HMS224	A	\$ 314,033	O	\$ 677,160.00	\$ 363,127.00	4/12/2017	02/01/16	07/31/18	HOPE SERVICES HAWAII, (HOPE), Regions 2+	Outreach Program	Review of invoices and program activity reports, review of annual compiled reports, site visits	Y	S
HMS224	A	\$ 418,296	O	\$ 704,000.00	\$ 285,704.00	4/12/2017	02/01/16	07/31/18	IHS, THE INSTITUTE FOR HUMAN SERVICES (IHS), Regions 2&4	Outreach Program	Review of invoices and program activity reports, review of annual compiled reports, site visits	Y	S

Department of Human Services  
Office of Youth Services  
Active Contracts as of December 1, 2017

Table 14

Prog ID	MOF	Amount	Frequency (M/A/O)	Max Value	Outstanding Balance	Date Executed	From	To	Entity	Contract Description	Explanation of How Contract is Monitored	POS Y/N	Category E/L/P/C/G/S
HMS224	A	\$ 65,408	O	\$ 176,000.00	\$ 110,592.00	4/12/2017	02/01/16	07/31/18	KAUAI ECONOMIC OPPORTUNITY (KEO), Regions 1-5	Outreach Program	Review of invoices and program activity reports, review of annual compiled reports, site visits	Y	S
HMS224	N	\$ 31,872	O	\$ 34,490.00	\$ 2,618.00	4/14/2017	04/15/17	04/14/18	CASEWORTHY, INC.	HMIS Software, License, and Upgrades	Review of invoices and contract deliverables by Program Specialist	N	G
HMS224	A	\$ 67,226	O	\$ 235,877.00	\$ 168,651.00	4/21/2017	02/01/16	07/31/18	HAWAII ISLAND HOME FOR RECOVERY (HIHR)	Shelter Program (Hawaii Island Home For Recovery)	Review of invoices and program activity reports, review of annual compiled reports, site visits	Y	S
HMS224	A	\$ 1,028,750	O	\$ 1,500,000.00	\$ 471,250.00	4/24/2017	02/01/16	07/31/18	INSTITUTE FOR HUMAN SERVICES (IHS)	Shelter Program (Sumner)	Review of invoices and program activity reports, review of annual compiled reports, site visits	Y	S
HMS224	A	\$ 811,463	M	\$ 1,500,000.00	\$ 688,537.00	4/26/2017	02/01/16	07/31/18	INSTITUTE FOR HUMAN SERVICES (IHS)	Shelter Program (Ka'aahi)	Review of invoices and program activity reports, review of annual compiled reports, site visits	Y	S
HMS224	A	\$ 117,000	O	\$ 600,000.00	\$ 429,000.00	4/26/2017	02/01/16	07/31/18	LEGAL AID SOCIETY OF HAWAII (LASH)	Outreach Program	Review of invoices and program activity reports, review of annual compiled reports, site visits	Y	S
HMS224	A	\$ 288,564	O	\$ 675,000.00	\$ 386,436.00	5/1/2017	02/01/16	07/31/18	HONOLULU COMMUNITY ACTION PROGRAM (HCAP)	Shelter Program (Kumuhonua)	Review of invoices and program activity reports, review of annual compiled reports, site visits	Y	S
HMS224	A	\$ 376,626	O	\$ 660,744.00	\$ 284,118.00	5/4/2017	02/01/16	07/31/18	ALTERNATIVE STRUCTURES INTERNATIONAL (ASI)	Shelter Program (Ohana Ola O Kahumana)	Review of invoices and program activity reports, review of annual compiled reports, site visits	Y	S
HMS224	A	\$ 597,964	O	\$ 1,049,060.00	\$ 451,096.00	5/4/2017	02/01/16	07/31/18	ALTERNATIVE STRUCTURES INTERNATIONAL (ASI)	Shelter Program (Ulu Ke Kukui)	Review of invoices and program activity reports, review of annual compiled reports, site visits	Y	S
HMS224	N	\$ -	O	\$ 37,116.67	\$ 37,117.00	5/12/2017	03/01/17	02/28/18	HOPE SERVICES HAWAII, INC.	Continuum of Care Coordinated Entry	Review of invoices and contract deliverables by Program Specialist	N	G
HMS224	N	\$ 173,114	O	\$ 483,157.00	\$ 310,043.00	5/15/2017	05/01/17	04/30/18	HOPE SERVICES HAWAII, INC.	CoC KUKUI	Review of invoices and program activity reports, review of annual compiled reports, site visits	Y	S
HMS224	A	\$ 182,970	O	\$ 428,000.00	\$ 245,030.00	5/18/2017	02/01/16	07/31/18	HOUSING SOLUTIONS, INC (HSI)	Shelter Program (Kula'okahua)	Review of invoices and program activity reports, review of annual compiled reports, site visits	Y	S
HMS224	A	\$ 144,495	O	\$ 338,000.00	\$ 193,505.00	5/18/2017	02/01/16	07/31/18	HOUSING SOLUTIONS, INC (HSI)	Shelter Program (Nakolea)	Review of invoices and program activity reports, review of annual compiled reports, site visits	Y	S

Department of Human Services  
Office of Youth Services  
Active Contracts as of December 1, 2017

Table 14

<u>Prog ID</u>	<u>MOF</u>	<u>Amount</u>	<u>Frequency (M/A/O)</u>	<u>Max Value</u>	<u>Outstanding Balance</u>	<u>Date Executed</u>	<u>From</u>	<u>To</u>	<u>Entity</u>	<u>Contract Description</u>	<u>Explanation of How Contract is Monitored</u>	<u>POS Y/N</u>	<u>Category E/L/P/C/G/S</u>
HMS224	N	\$ -	O	\$ 218,290.00	\$ 218,290.00	5/26/2017	07/01/17	06/30/18	FAMILY LIFE CENTER, INC.	Continuum of Care (S+C 6 EHA)	Review of invoices and program activity reports, review of annual compiled reports, site visits	Y	S
HMS224	A	\$ 702,066	M	\$ 1,462,503.00	\$ 760,437.00	5/26/2017	02/01/16	07/31/18	KA HALE A KE OLA HOMELESS RESOURCE CENTER (KHAKO)	Shelter Program (Central)	Review of invoices and program activity reports, review of annual compiled reports, site visits	Y	S
HMS224	A	\$ 543,105	M	\$ 1,125,597.00	\$ 582,492.00	5/26/2017	02/01/16	07/31/18	KA HALE A KE OLA HOMELESS RESOURCE CENTER (KHAKO)	Shelter Program (Westside)	Review of invoices and program activity reports, review of annual compiled reports, site visits	Y	S
HMS224	A	\$ 37,408	O	\$ 131,250.00	\$ 93,842.00	5/31/2017	02/01/16	07/31/18	STEADFAST HOUSING DEVELOPMENT CORP (SHDC)	Shelter Program (Hale Ulu Pono)	Review of invoices and program activity reports, review of annual compiled reports, site visits	Y	S
HMS224	A	\$ 20,424	O	\$ 510,000.00	\$ 489,576.04	6/5/2017	05/01/17	06/26/18	FAMILY LIFE CENTER, INC.	Housing First Program	Review of invoices and program activity reports, review of annual compiled reports, site visits	Y	S
HMS224	N	\$ -	O	\$ 349,319.00	\$ 349,319.00	6/5/2017	07/01/17	06/30/18	Steadfast Housing Development Corporation (SHDC)	Continuum of Care (S+C TRA EHA)	Review of invoices and program activity reports, review of annual compiled reports, site visits	Y	S
HMS224	A	\$ 148,824	O	\$ 348,123.00	\$ 199,299.00	6/5/2017	02/01/16	07/31/18	KAUAI ECONOMIC OPPORTUNITY (KEO)	Shelter Program (Mana'olana)	Review of invoices and program activity reports, review of annual compiled reports, site visits	Y	S
HMS224	A	\$ 32,619	O	\$ 76,300.00	\$ 43,681.00	6/5/2017	02/01/16	07/31/18	KAUAI ECONOMIC OPPORTUNITY (KEO)	Shelter Program (Komohana)	Review of invoices and program activity reports, review of annual compiled reports, site visits	Y	S
HMS224	A	\$ 38,988	O	\$ 91,200.00	\$ 52,212.00	6/5/2017	02/01/16	07/31/18	KAUAI ECONOMIC OPPORTUNITY (KEO)	Shelter Program (Lihue Court)	Review of invoices and program activity reports, review of annual compiled reports, site visits	Y	S
HMS224	A	\$ 78,650	O	\$ 750,000.00	\$ 671,349.35	6/13/2017	05/01/17	06/26/18	HOPE SERVICES HAWAII, INC.	Housing First Program	Review of invoices and program activity reports, review of annual compiled reports, site visits	Y	S
HMS224	A	\$ 294,507	O	\$ 1,500,000.00	\$ 1,205,492.18	6/13/2017	06/27/17	06/26/18	United States Veterans Initiative	Housing First Program	Review of invoices and program activity reports, review of annual compiled reports, site visits	Y	S
HMS224	A	\$ -	O	\$ 240,000.00	\$ 240,000.00	6/13/2017	06/27/17	06/26/18	Catholic Charities Hawaii	Housing First Program	Review of invoices and program activity reports, review of annual compiled reports, site visits	Y	S

Department of Human Services  
Office of Youth Services  
Active Contracts as of December 1, 2017

Table 14

Prog ID	MOF	Amount	Frequency (M/A/O)	Max Value	Outstanding Balance	Date Executed	From	To	Entity	Contract Description	Explanation of How Contract is Monitored	POS Y/N	Category E/L/P/C/G/S
HMS224	A	\$ 181,614	O	\$ 531,032.00	\$ 349,418.00	6/16/2017	05/01/17	07/31/18	UNITED STATES VETERANS' INITIATIVE	Rapid Re-Housing Program	Review of invoices and program activity reports, review of annual compiled reports, site visits	Y	S
HMS224	A	\$ 160,388	O	\$ 468,968.00	\$ 308,580.00	6/16/2017	05/01/17	07/31/18	INSTITUTE FOR HUMAN SERVICES	Rapid Re-Housing Program	Review of invoices and program activity reports, review of annual compiled reports, site visits	Y	S
HMS224	A	\$ 64,980	O	\$ 190,000.00	\$ 125,020.00	6/16/2017	05/01/17	07/31/18	CATHOLIC CHARITIES HAWAII	Rapid Re-Housing Program	Review of invoices and program activity reports, review of annual compiled reports, site visits	Y	S
HMS224	A	\$ 133,652	O	\$ 390,794.00	\$ 257,142.00	6/16/2017	05/01/17	07/31/18	HONOLULU COMMUNITY ACTION PROGRAM	Rapid Re-Housing Program	Review of invoices and program activity reports, review of annual compiled reports, site visits	Y	S
HMS224	A	\$ 125,100	O	\$ 365,785.00	\$ 240,685.00	6/16/2017	05/01/17	07/31/18	THE SALVATION ARMY	Rapid Re-Housing Program	Review of invoices and program activity reports, review of annual compiled reports, site visits	Y	S
HMS224	A	\$ 171,000	O	\$ 500,000.00	\$ 329,000.00	6/20/2017	05/01/17	07/31/18	HOPE SERVICES HAWAII, INC.	Rapid Re-Housing Program	Review of invoices and program activity reports, review of annual compiled reports, site visits	Y	S
HMS224	A	\$ 106,020	O	\$ 310,000.00	\$ 203,980.00	6/20/2017	05/01/17	07/31/18	FAMILY LIFE CENTER	Rapid Re-Housing Program	Review of invoices and program activity reports, review of annual compiled reports, site visits	Y	S
HMS224	N	\$ 10,882	O	\$ 100,000.00	\$ 89,117.25	6/30/2017	07/01/17	06/30/18	C. PERARO CONSULTING, LLC	HMIS Admin Services	Review of invoices and contract deliverables by Program Specialist	N	G
HMS224	N	\$ -	O	\$ 142,452.00	\$ 142,452.00	7/1/2017	12/01/16	11/30/18	HOPE SERVICES HAWAII, INC.	Continuum of Care (Permanent Housing TRA)	Review of invoices and program activity reports, review of annual compiled reports, site visits	Y	S
HMS224	A	\$ 328,320	O	\$ 576,000.00	\$ 247,680.00	8/1/2017	02/01/16	07/31/18	HOLOMUA NA OHANA (HNO)	Shelter Program (Winberg Village Waimanalo)	Review of invoices and program activity reports, review of annual compiled reports, site visits	Y	S
HMS224	N	\$ -	O	\$ 74,769.00	\$ 74,769.00	8/2/2017	10/01/17	09/30/18	Steadfast Housing Development Corporation (SHDC)	Continuum of Care (S+C EONO)	Review of invoices and program activity reports, review of annual compiled reports, site visits	Y	S
HMS224	N	\$ -	O	\$ 27,378.00	\$ 27,378.00	8/22/2017	10/01/17	09/30/18	FAMILY LIFE CENTER, INC.	Continuum of Care (S+C 1)	Review of invoices and program activity reports, review of annual compiled reports, site visits	Y	S
HMS224	N	\$ 116,638	O	\$ 258,349.00	\$ 141,711.00	8/24/2017	04/01/17	03/31/18	FAMILY LIFE CENTER, INC.	Continuum of Care (S+C 2)	Review of invoices and program activity reports, review of annual compiled reports, site visits	Y	S



Department of Human Services  
Office of Youth Services  
Active Contracts as of December 1, 2017

Table 14

<u>Prog ID</u>	<u>MOF</u>	<u>Amount</u>	<u>Frequency</u> <u>(M/A/O)</u>	<u>Max Value</u>	<u>Outstanding Balance</u>	<u>Date</u> <u>Executed</u>	<u>From</u>	<u>To</u>	<u>Entity</u>	<u>Contract Description</u>	<u>Explanation of How Contract is</u> <u>Monitored</u>	<u>POS</u> <u>Y/N</u>	<u>Category</u> <u>E/L/P/C/G/S</u>
HMS224	N	\$ 8,845	O	\$ 66,820.00	\$ 57,975.00	8/24/2017	04/01/17	03/31/18	FAMILY LIFE CENTER, INC.	Continuum of Care (S+C 3)	Review of invoices and program activity reports, review of annual compiled reports, site visits	Y	S
HMS224	N	\$ -	O	\$ 41,160.00	\$ 41,160.00	9/22/2017	05/01/17	04/30/18	UNIVERSITY OF HAWAII-OFFICE OF RESEARCH SERVICES	Homeless Annalysis and Dissemination Report	Review of invoices and contract deliverables by Program Specialist	N	G
HMS224	N	\$ 48,794	O	\$ 229,951.00	\$ 181,156.83	10/13/2017	07/01/17	06/30/18	MAUI A.I.D.S. FOUNDATION	HOPWA	Review of invoices and program activity reports, review of annual compiled reports, site visits	Y	S
HMS224	N	\$ -	O	\$ 32,536.00	\$ 32,536.00	10/19/2017	07/01/17	06/30/18	Ka Hale A Ke Ola	ESG-Shelter Operations	Review of invoices and program activity reports, review of annual compiled reports, site visits	Y	S
HMS224	N	\$ -	O	\$ 123,292.00	\$ 123,292.00	10/21/2017	07/01/17	06/30/18	HOPE SERVICES HAWAII, INC.	ESG-HPRP	Review of invoices and program activity reports, review of annual compiled reports, site visits	Y	S
HMS224	N	\$ -	O	\$ 34,403.00	\$ 34,403.00	10/24/2017	07/01/17	06/30/18	FAMILY LIFE CENTER, INC.	ESG-Shelter Operations	Review of invoices and program activity reports, review of annual compiled reports, site visits	Y	S
HMS224	N	\$ -	O	\$ 39,453.00	\$ 39,453.00	10/24/2017	07/01/17	06/30/18	FAMILY LIFE CENTER, INC.	ESG-HPRP-Kauai	Review of invoices and program activity reports, review of annual compiled reports, site visits	Y	S
HMS224	N	\$ -	O	\$ 83,838.00	\$ 83,838.00	10/24/2017	07/01/17	06/30/18	FAMILY LIFE CENTER, INC.	ESG-HPRP-Maui	Review of invoices and program activity reports, review of annual compiled reports, site visits	Y	S
HMS224	N	\$ -	O	\$ 25,812.00	\$ 25,812.00	10/30/2017	07/01/17	06/30/18	CHILD AND FAMILY SERVICE	ESG-Shelter Operations	Review of invoices and program activity reports, review of annual compiled reports, site visits	Y	S
HMS224	N	\$ -	O	\$ 161,151.00	\$ 161,151.00	10/30/2017	11/01/17	10/31/18	Hawaii Island Home for Recovery	CoC Phase 1 TRA	Review of invoices and program activity reports, review of annual compiled reports, site visits	Y	S
HMS224	N	\$ -	O	\$ 37,040.00	\$ 37,040.00	10/30/2017	12/01/17	11/30/18	Hawaii Island Home for Recovery	CoC Phase 3 TRA	Review of invoices and program activity reports, review of annual compiled reports, site visits	Y	S
HMS224	N	\$ -	O	\$ 61,704.00	\$ 61,704.00	10/30/2017	12/01/17	11/30/18	Hawaii Island Home for Recovery	CoC Phase 4 TRA	Review of invoices and program activity reports, review of annual compiled reports, site visits	Y	S
HMS224	N	\$ -	O	\$ 71,638.00	\$ 71,638.00	11/21/2017	07/01/17	06/30/18	HOPE SERVICES HAWAII, INC.	ESG-Shelter Operations	Review of invoices and program activity reports, review of annual compiled reports, site visits	Y	S

Department of Human Services  
Office of Youth Services  
Active Contracts as of December 1, 2017

Table 14

Prog ID	MOF	Amount	Frequency (M/A/O)	Max Value	Outstanding Balance	Date Executed	From	To	Entity	Contract Description	Explanation of How Contract is Monitored	POS Y/N	Category E/L/P/C/G/S
HMS224	N	\$ -	O	\$ 157,133.00	\$ 157,133.00	11/30/2017	12/01/17	11/30/18	HOPE SERVICES HAWAII, INC.	CoC II TRA	Review of invoices and program activity reports, review of annual compiled reports, site visits	Y	S
HMS229	N	\$ 10,785	M	\$ 10,785.34	\$ -	12/23/16	1/1/17	12/31/17	Centage Corporation	Provision of Budget Maestro Suite Software Maintenance and Support Services	Monthly Site/Desk Monitoring	N	S
HMS236	A/N	\$ 94,931	M	\$ 300,000.00	\$ 205,069.11	10/16/2014	07/01/17	06/30/18	ACCESS Information Management	Record and information management system; retrieval, storage, maintenance, and destruction of BESSD case records	Review of monthly invoices.	Y	S
HMS237	N	\$ -	A	\$ 441,024.00	\$ 441,024.00	6/14/2017	07/01/17	06/30/18	WCC	SNAP E&T Services	Management Reviews conducted by State and FNS	Y	S
HMS237	A/N	\$ -	A	\$ 332,354.00	\$ 332,354.00	6/23/2017	07/01/17	06/30/18	DLIR	SNAP E&T Services	Management Reviews conducted by State and FNS	Y	S
HMS237	A/N	\$ -	A	\$ 657,753.00	\$ 657,753.00	6/27/2017	07/01/17	06/30/18	Goodwill Industries of Hawaii	SNAP E&T Services	Management Reviews conducted by State and FNS	Y	S
HMS237	A/N	\$ -	A	\$ 25,000.00	\$ 25,000.00	8/14/2017	10/01/17	09/30/18	Waianae Coast Community Mental Health Center dba Hale Naaupono	SNAP Outreach Services	Management Reviews conducted by State and FNS	Y	S
HMS237	A/N	\$ -	A	\$ 110,301.00	\$ 110,301.00	8/14/2017	10/01/17	09/30/18	The Food Basket	SNAP Outreach Services	Management Reviews conducted by State and FNS	Y	S
HMS237	A/N	\$ -	A	\$ 187,870.00	\$ 187,870.00	8/14/2017	10/01/17	09/30/18	Helping Hands Hawaii	SNAP Outreach Services	Management Reviews conducted by State and FNS	Y	S
HMS237	A/N	\$ -	A	\$ 65,000.00	\$ 65,000.00	8/16/2017	10/01/17	09/30/18	Child and Family Service	SNAP Outreach Services	Management Reviews conducted by State and FNS	Y	S
HMS237	N	\$ -	A	\$ 20,279.00	\$ 20,279.00	9/19/2017	10/01/17	09/30/18	Aloha United Way	SNAP Outreach Services	Management Reviews conducted by State and FNS	Y	S
HMS237	A/N	\$ -	A	\$ 47,305.00	\$ 47,305.00	9/25/2017	07/01/17	06/30/18	C&C of Honolulu	SNAP E&T Services	Management Reviews conducted by State and FNS	Y	S
HMS237	A/N	\$ -	A	\$ 50,000.00	\$ 50,000.00	9/25/2017	10/01/17	09/30/18	Project Vision Hawaii	SNAP Outreach Services	Management Reviews conducted by State and FNS	Y	S
HMS237	N	\$ -	A	\$ 5,988.50	\$ 5,988.50	9/27/2017	10/01/17	09/30/18	Maui Food Bank	SNAP Outreach Services	Management Reviews conducted by State and FNS	Y	S
HMS237	N	\$ -	A	\$ 548,030.00	\$ 548,030.00	9/29/2017	10/01/17	09/30/18	UOH - CTHAR	SNAP-Ed	Management Reviews conducted by State and FNS	Y	S
HMS237	A	\$ -	A	\$ 548,030.00	\$ 548,030.00	10/30/2017	10/01/17	09/30/18	DOH	SNAP-Ed	Management Reviews conducted by State and FNS	Y	S
HMS237	A	\$ -	A	\$ 340,000.00	\$ 340,000.00	pending	01/01/17	12/31/17	Julie Osnes Consulting, LLC	Consulting	Management Reviews conducted by State and FNS	Y	S

Department of Human Services  
Office of Youth Services  
Active Contracts as of December 1, 2017

Table 14

<u>Prog ID</u>	<u>MOF</u>	<u>Amount</u>	<u>Frequency (M/A/O)</u>	<u>Max Value</u>	<u>Outstanding Balance</u>	<u>Date Executed</u>	<u>From</u>	<u>To</u>	<u>Entity</u>	<u>Contract Description</u>	<u>Explanation of How Contract is Monitored</u>	<u>POS Y/N</u>	<u>Category E/L/P/C/G/S</u>
HMS238	N	\$ 19,095.00	O - Cost Reimb.	\$ 315,000.00	\$ 295,905.00	7/1/2014	7/1/2014	6/30/2018	Antoine Cazin, M.D.	Medical Consultation services for the evaluation of Social Security and Supplemental Security Disability Claims.	Monthly hours are reviewed against contract hours and Agency workload needs & Work assignments and performance statistics are monitored quarterly	Y	S
HMS238	N	\$ 7,689.00	O - Cost Reimb.	\$ 80,000.00	\$ 72,311.00	7/1/2014	7/1/2014	6/30/2018	Katheleen McNamara, Ph.D.	Consultative Exams for the evaluation of Social Security and Supplemental Security Disability Claims	Monthly hours are reviewed against contract hours and Agency workload needs & Work assignments and performance statistics are monitored quarterly	Y	S
HMS238	N	\$ 4,643.00	O - Cost Reimb.	\$ 115,000.00	\$ 110,357.00	7/1/2014	7/1/2014	6/30/2018	Daniel Belcher, M.D.	Consultative Exams for the evaluation of Social Security and Supplemental Security Disability Claims	Monthly hours are reviewed against contract hours and Agency workload needs & Work assignments and performance statistics are monitored quarterly	Y	S
HMS238	N	\$ 51,044.00	O - Cost Reimb.	\$ 680,000.00	\$ 628,956.00	7/1/2014	7/1/2014	6/30/2018	Joseph Bratton, Ph.D.	Consultative Exams for the evaluation of Social Security and Supplemental Security Disability Claims	Monthly hours are reviewed against contract hours and Agency workload needs & Work assignments and performance statistics are monitored quarterly	Y	S
HMS238	N	\$ 45,852.00	O - Cost Reimb.	\$ 615,000.00	\$ 569,148.00	7/1/2014	7/1/2014	6/30/2018	Deanna Coschignano, Ph.D.	Consultative Exams for the evaluation of Social Security and Supplemental Security Disability Claims	Monthly hours are reviewed against contract hours and Agency workload needs & Work assignments and performance statistics are monitored quarterly	Y	S

Department of Human Services  
Office of Youth Services  
Active Contracts as of December 1, 2017

Table 14

<u>Prog ID</u>	<u>MOF</u>	<u>Amount</u>	<u>Frequency (M/A/O)</u>	<u>Max Value</u>	<u>Outstanding Balance</u>	<u>Date Executed</u>	<u>From</u>	<u>To</u>	<u>Entity</u>	<u>Contract Description</u>	<u>Explanation of How Contract is Monitored</u>	<u>POS Y/N</u>	<u>Category E/L/P/C/G/S</u>
HMS238	N	\$ 10,783.00	O - Cost Reimb.	\$ 305,000.00	\$ 294,217.00	7/1/2014	7/1/2014	6/30/2018	Stanley Luke, Ph.D.	Consultative Exams for the evaluation of Social Security and Supplemental Security Disability Claims	Monthly hours are reviewed against contract hours and Agency workload needs & Work assignments and performance statistics are monitored quarterly	Y	S
HMS238	N	\$ 34,745.00	O - Cost Reimb.	\$ 525,000.00	\$ 490,255.00	7/1/2014	7/1/2014	6/30/2018	Dennis Donovan, Ph.D.	Consultative Exams for the evaluation of Social Security and Supplemental Security Disability Claims	Monthly hours are reviewed against contract hours and Agency workload needs & Work assignments and performance statistics are monitored quarterly	Y	S
HMS238	N	\$ 14,489.00	O - Cost Reimb.	\$ 440,000.00	\$ 423,511.00	7/1/2014	7/1/2014	6/30/2018	Medical Support Los Angeles	Consultative Exams for the evaluation of Social Security and Supplemental Security Disability Claims	Monthly hours are reviewed against contract hours and Agency workload needs & Work assignments and performance statistics are monitored quarterly	Y	S
HMS238	N	\$ 3,744.00	O - Cost Reimb.	\$ 55,000.00	\$ 51,256.00	7/1/2014	7/1/2014	6/30/2018	Mathew Marchetto-Ryan, Psy.D.	Consultative Exams for the evaluation of Social Security and Supplemental Security Disability Claims	Monthly hours are reviewed against contract hours and Agency workload needs & Work assignments and performance statistics are monitored quarterly	Y	S
HMS238	N	\$ 30,052.00	O - Cost Reimb.	\$ 360,000.00	\$ 329,948.00	7/1/2014	7/1/2014	6/30/2018	I Ola Lahui, Inc.	Consultative Exams for the evaluation of Social Security and Supplemental Security Disability Claims	Monthly hours are reviewed against contract hours and Agency workload needs & Work assignments and performance statistics are monitored quarterly	Y	S

Department of Human Services  
Office of Youth Services  
Active Contracts as of December 1, 2017

Table 14

<u>Prog ID</u>	<u>MOF</u>	<u>Amount</u>	<u>Frequency (M/A/O)</u>	<u>Max Value</u>	<u>Outstanding Balance</u>	<u>Date Executed</u>	<u>From</u>	<u>To</u>	<u>Entity</u>	<u>Contract Description</u>	<u>Explanation of How Contract is Monitored</u>	<u>POS Y/N</u>	<u>Category E/L/P/C/G/S</u>
HMS238	N	\$ 22,789.00	O - Cost Reimb.	\$ 125,000.00	\$ 102,211.00	7/1/2014	7/1/2014	6/30/2018	Steven Taketa, PsyD., LLC	Consultative Exams for the evaluation of Social Security and Supplemental Security Disability Claims	Monthly hours are reviewed against contract hours and Agency workload needs & Work assignments and performance statistics are monitored quarterly	Y	S
HMS238	N	\$ 2,383.00	O - Cost Reimb.	\$ 32,760.00	\$ 30,377.00	10/1/2017	10/1/2017	9/30/2018	David Mai, M.D.	Medical Consultation services for the evaluation of Social Security and Supplemental Security Disability Claims.	Monthly hours are reviewed against contract hours and Agency workload needs & Work assignments and performance statistics are monitored quarterly	Y	S
HMS238	N	\$ 3,364.00	O - Cost Reimb.	\$ 77,750.00	\$ 74,386.00	10/1/2017	10/1/2017	9/30/2018	Terri Needels, Ph.D.	Medical Consultation services for the evaluation of Social Security and Supplemental Security Disability Claims.	Monthly hours are reviewed against contract hours and Agency workload needs & Work assignments and performance statistics are monitored quarterly	Y	S
HMS238	N	\$ 33,084.00	O - Cost Reimb.	\$ 187,200.00	\$ 154,116.00	10/1/2017	10/1/2017	9/30/2018	Rodney Torigoe, Ph.D.	Medical Consultation services for the evaluation of Social Security and Supplemental Security Disability Claims.	Monthly hours are reviewed against contract hours and Agency workload needs & Work assignments and performance statistics are monitored quarterly	Y	S
HMS238	N	\$ 11,554.00	O - Cost Reimb.	\$ 93,600.00	\$ 82,046.00	10/1/2017	10/1/2017	6/30/2017	Garret H. Yanagi, Ph.D.	Medical Consultation services for the evaluation of Social Security and Supplemental Security Disability Claims.	Monthly hours are reviewed against contract hours and Agency workload needs & Work assignments and performance statistics are monitored quarterly	Y	S

Department of Human Services  
Office of Youth Services  
Active Contracts as of December 1, 2017

Table 14

<u>Prog ID</u>	<u>MOF</u>	<u>Amount</u>	<u>Frequency (M/A/O)</u>	<u>Max Value</u>	<u>Outstanding Balance</u>	<u>Date Executed</u>	<u>From</u>	<u>To</u>	<u>Entity</u>	<u>Contract Description</u>	<u>Explanation of How Contract is Monitored</u>	<u>POS Y/N</u>	<u>Category E/L/P/C/G/S</u>
HMS238	N	\$ 18,853.00	O - Cost Reimb.	\$ 635,675.00	\$ 616,822.00	10/1/2017	10/1/2017	6/30/2017	Benjamin B.C. Young, M.D.	Medical Consultation services for the evaluation of Social Security and Supplemental Security Disability Claims.	Monthly hours are reviewed against contract hours and Agency workload needs & Work assignments and performance statistics are monitored quarterly	Y	S
HMS238	N	\$ 11,068.00	O - Cost Reimb.	\$ 70,200.00	\$ 59,132.00	10/1/2017	10/1/2017	9/30/2018	Jeffrey Akaka, M.D.	Vendors are expected to do consultative examinations in the areas of internal medicine, psychiatry, orthopedics, physiatry, and psychology. Consultative examinations shall include: A signed narrative report of the findings which will provide the objective evidence necessary to make disability decisions under the Social Security disability criteria.	Monthly review of amount of CEs performed & scheduled via the Legacy System management information. Quality of reports are reviewed by staff medical consultants and if any issues arise, they are brought to the attention of the Professional Relations Officer and resolved via informal discussions and/or refresher training.	Y	S
HMS238	N	\$ 1,135.00	O - Cost Reimb.	\$ 46,800.00	\$ 4,565.00	10/1/2017	10/1/2017	9/30/2018	Paul Blaskowski, M.D.	Medical Consultation services for the evaluation of Social Security and Supplemental Security Disability Claims.	Monthly hours are reviewed against contract hours and Agency workload needs & Work assignments and performance statistics are monitored quarterly	Y	S

Department of Human Services  
Office of Youth Services  
Active Contracts as of December 1, 2017

Table 14

<u>Prog ID</u>	<u>MOF</u>	<u>Amount</u>	<u>Frequency (M/A/O)</u>	<u>Max Value</u>	<u>Outstanding Balance</u>	<u>Date Executed</u>	<u>From</u>	<u>To</u>	<u>Entity</u>	<u>Contract Description</u>	<u>Explanation of How Contract is Monitored</u>	<u>POS Y/N</u>	<u>Category E/L/P/C/G/S</u>
HMS238	N	\$ 32,584.00	O - Cost Reimb.	\$ 167,440.00	\$ 134,856.00	10/1/2017	10/1/2017	9/30/2018	Walter S.O. Fo, Ph.D.	Vendors are expected to do consultative examinations in the areas of internal medicine, psychiatry, orthopedics, physiatry, and psychology. Consultative examinations shall include: A signed narrative report of the findings which will provide the objective evidence necessary to make disability decisions under the Social Security disability criteria.	Monthly review of amount of CEs performed & scheduled via the Legacy System management information. Quality of reports are reviewed by staff medical consultants and if any issues arise, they are brought to the attention of the Professional Relations Officer and resolved via informal discussions and/or refresher training.	Y	S

Department of Human Services  
Office of Youth Services  
Active Contracts as of December 1, 2017

Table 14

<u>Prog ID</u>	<u>MOF</u>	<u>Amount</u>	<u>Frequency (M/A/O)</u>	<u>Max Value</u>	<u>Outstanding Balance</u>	<u>Date Executed</u>	<u>From</u>	<u>To</u>	<u>Entity</u>	<u>Contract Description</u>	<u>Explanation of How Contract is Monitored</u>	<u>POS Y/N</u>	<u>Category E/L/P/C/G/S</u>
HMS238	N	\$ 26,067.00	O - Cost Reimb.	\$ 145,080.00	\$ 119,013.00	10/1/2017	10/1/2017	9/30/2018	Glen D. Frisch, M.D.	Vendors are expected to do consultative examinations in the areas of internal medicine, psychiatry, orthopedics, physiatry, and psychology. Consultative examinations shall include: A signed narrative report of the findings which will provide the objective evidence necessary to make disability decisions under the Social Security disability criteria.	Monthly review of amount of CEs performed & scheduled via the Legacy System management information. Quality of reports are reviewed by staff medical consultants and if any issues arise, they are brought to the attention of the Professional Relations Officer and resolved via informal discussions and/or refresher training.	Y	S
HMS238	N	\$ -	O - Cost Reimb.	\$ 92,481.00		10/1/2017	10/1/2017	6/30/2019	Crystal S. Fo, M.D.	Medical Consultation services for the evaluation of Social Security and Supplemental Security Disability Claims.	Monthly hours are reviewed against contract hours and Agency workload needs & Work assignments and performance statistics are monitored quarterly	Y	S
HMS238	N	\$ -	O - Cost Reimb.	\$ 46,800.00		10/1/2017	10/1/2017	9/30/2018	Mark T. Kuge, M.D., Inc.	Medical Consultation services for the evaluation of Social Security and Supplemental Security Disability Claims.	Monthly hours are reviewed against contract hours and Agency workload needs & Work assignments and performance statistics are monitored quarterly	Y	S



Department of Human Services  
Office of Youth Services  
Active Contracts as of December 1, 2017

Table 14

<u>Prog ID</u>	<u>MOF</u>	<u>Amount</u>	<u>Frequency (M/A/O)</u>	<u>Max Value</u>	<u>Outstanding Balance</u>	<u>Date Executed</u>	<u>From</u>	<u>To</u>	<u>Entity</u>	<u>Contract Description</u>	<u>Explanation of How Contract is Monitored</u>	<u>POS Y/N</u>	<u>Category E/L/P/C/G/S</u>
HMS238	N	\$ 8,997.00	O - Cost Reimb.	\$ 60,840.00	\$ 51,843.00	10/1/2017	10/1/2017	9/30/2018	David J. Lam, Ph.D.	Medical Consultation services for the evaluation of Social Security and Supplemental Security Disability Claims.	Monthly hours are reviewed against contract hours and Agency workload needs & Work assignments and performance statistics are monitored quarterly	Y	S
HMS238	N	\$ 26,844.00	O - Cost Reimb.	\$ 187,200.00	\$ 160,356.00	10/1/2017	10/1/2017	9/30/2018	Stacy M. Lau, M.D.	Medical Consultation services for the evaluation of Social Security and Supplemental Security Disability Claims.	Monthly hours are reviewed against contract hours and Agency workload needs & Work assignments and performance statistics are monitored quarterly	Y	S
HMS238	N	\$ 45,780.00	O - Cost Reimb.	\$ 251,160.00	\$ 205,380.00	10/1/2017	10/1/2017	9/30/2018	Neil Y. Shibuya, M.D.	Medical Consultation services for the evaluation of Social Security and Supplemental Security Disability Claims.	Monthly hours are reviewed against contract hours and Agency workload needs & Work assignments and performance statistics are monitored quarterly	Y	S
HMS238	N	\$ 2,782.00	O - Cost Reimb.	\$ 18,720.00	\$ 15,938.00	10/1/2017	10/1/2017	9/30/2018	Eugene S. Matsuyama, M.D.	Medical Consultation services for the evaluation of Social Security and Supplemental Security Disability Claims.	Monthly hours are reviewed against contract hours and Agency workload needs & Work assignments and performance statistics are monitored quarterly	Y	S
HMS238	N	\$ 33,315.00	O - Cost Reimb.	\$ 187,200.00	\$ 153,885.00	10/1/2017	10/1/2017	9/30/2018	Wendy C. Matsuno, M.D.	Medical Consultation services for the evaluation of Social Security and Supplemental Security Disability Claims.	Monthly hours are reviewed against contract hours and Agency workload needs & Work assignments and performance statistics are monitored quarterly	Y	S

Department of Human Services  
Office of Youth Services  
Active Contracts as of December 1, 2017

Table 14

Prog ID	MOF	Amount	Frequency (M/A/O)	Max Value	Outstanding Balance	Date Executed	From	To	Entity	Contract Description	Explanation of How Contract is Monitored	POS Y/N	Category E/L/P/C/G/S
HMS301	A	\$ 54,000	M	54,000	31,500	7/1/2017	7/1/2017	6/30/2018	Aloha House, Inc.	Substance Abuse Assessment and Monitoring System	Quarterly	Y	S
HMS301	A/N	\$ 325,000	M	325,000	189,583	7/1/2017	7/1/2017	6/30/2018	Blueprint for Change	Neighborhood Place of Kauai	Quarterly	Y	S
HMS301	A/N	\$ 325,000	M	325,000	189,583	7/1/2017	7/1/2017	6/30/2018	Blueprint for Change	Neighborhood Places Services	Quarterly	Y	S
HMS301	A	\$ 366,667	M	366,667	213,889	7/1/2017	9/1/2017	12/31/2017	Parents and Children Together	CCSS/VCM/IHBS	Quarterly	Y	S
HMS301	A	\$ 976,531	M	976,531	569,643	7/1/2017	7/1/2017	12/31/2017	Catholic Charities Hawaii	CCSS/VCM/PPS	Quarterly	Y	S
HMS301	A	\$ 2,230,000	M	2,230,000	1,300,833	7/1/2017	7/1/2017	6/30/2018	Catholic Charities Hawaii	CCSS/IHBS/MW	Quarterly	Y	S
HMS301	A/N	\$ 1,387,892	M	1,387,892	809,604	7/1/2017	7/1/2017	6/30/2018	Catholic Charities Hawaii	CCSS/IHBS/MW	Quarterly	Y	S
HMS301	A/N	\$ 776,130	M	776,130	452,743	7/1/2017	7/1/2017	6/30/2018	Catholic Charities Hawaii	PSS (formerly ICPC)	Quarterly	Y	S
HMS301	A/N	\$ 404,110	M	404,110	235,731	7/1/2017	7/1/2017	6/30/2018	Catholic Charities Hawaii	ITSHCN AKA Hale Malama	Quarterly	Y	S
HMS301	A/N	\$ 188,878	M	188,878	110,179	7/1/2017	7/1/2017	6/30/2018	Catholic Charities Hawaii	Substance Abuse Treatment and Services (Mod)	Quarterly	Y	S
HMS301	A/N	\$ 123,983	M	123,983	72,323	7/1/2017	7/1/2017	12/31/2017	Child and Family Service	CCSS/VCM	Quarterly	Y	S
HMS301	A/N	\$ 237,500	M	237,500	138,542	7/1/2017	7/1/2017	12/31/2017	Child and Family Service	CCSS/VCM	Quarterly	Y	S
HMS301	A/N	\$ 667,788	M	667,788	389,543	7/1/2017	7/1/2017	6/30/2018	Child and Family Service	CCSS	Quarterly	Y	S
HMS301	A/N	\$ 445,852	M	445,852	260,080	7/1/2017	7/1/2017	6/30/2018	Child and Family Service	CCSS	Quarterly	Y	S
HMS301	A	\$ 350,000	M	350,000	204,167	7/1/2017	7/1/2017	6/30/2018	Child and Family Service	Domestic Violence Services for Families	Quarterly	Y	S
HMS301	A	\$ 220,000	M	220,000	128,333	7/1/2017	7/1/2017	6/30/2018	Child and Family Service	Domestic Violence Services for Families	Quarterly	Y	S
HMS301	A	\$ 120,000	M	120,000	70,000	7/1/2017	7/1/2017	6/30/2018	Child and Family Service	Domestic Violence Services for Families	Quarterly	Y	S
HMS301	A	\$ 185,000	M	185,000	107,917	7/1/2017	7/1/2017	6/30/2018	Child and Family Service	Domestic Violence Services for Families	Quarterly	Y	S
HMS301	A	\$ 50,000	M	50,000	29,167	7/1/2017	7/1/2017	6/30/2018	Child and Family Service	Domestic Violence Services for Families	Quarterly	Y	S
HMS301	A/N	\$ 345,250	M	345,250	201,396	7/1/2017	7/1/2017	6/30/2018	Child and Family Service	Domestic Violence Shelters	Quarterly	Y	S
HMS301	A/N	\$ 345,250	M	345,250	201,396	7/1/2017	7/1/2017	6/30/2018	Child and Family Service	Domestic Violence Shelters	Quarterly	Y	S

Department of Human Services  
Office of Youth Services  
Active Contracts as of December 1, 2017

Table 14

Prog ID	MOF	Amount	Frequency (M/A/O)	Max Value	Outstanding Balance	Date Executed	From	To	Entity	Contract Description	Explanation of How Contract is Monitored	POS Y/N	Category E/L/P/C/G/S
HMS301	A/N	\$ 899,820	M	899,820	524,895	7/1/2017	7/1/2017	6/30/2018	Child and Family Service	Domestic Violence Shelters	Quarterly	Y	S
HMS301	A	\$ 200,000	M	200,000	116,667	7/1/2017	7/1/2017	6/30/2018	Child and Family Service	Family Strengthening Services	Quarterly	Y	S
HMS301	A/N	\$ 175,000	M	175,000	102,083	7/1/2017	7/1/2017	6/30/2018	Child and Family Service	Family Strengthening Services	Quarterly	Y	S
HMS301	A	\$ 575,416	M	575,416	335,659	7/1/2017	7/1/2017	6/30/2018	Child and Family Service	Home Visiting Services	Quarterly	Y	S
HMS301	A	\$ 366,457	M	366,457	213,767	7/1/2017	7/1/2017	6/30/2018	Child and Family Service	Home Visiting Services	Quarterly	Y	S
HMS301	A	\$ 170,509	M	170,509	99,464	7/1/2017	7/1/2017	6/30/2018	Child and Family Service	Home Visiting Services	Quarterly	Y	S
HMS301	A/N	\$ 374,719	M	374,719	218,586	7/1/2017	7/1/2017	6/30/2018	Child and Family Service	Molokai Integrated System Services	Quarterly	Y	S
HMS301	A/N	\$ 106,210	M	106,210	61,956	7/1/2017	7/1/2017	6/30/2018	Child and Family Service	Substance Abuse Treatment and Services	Quarterly	Y	S
HMS301	A/N	\$ 47,850	M	47,850	27,913	7/1/2017	7/1/2017	6/30/2018	Child and Family Service	Substance Abuse Treatment and Services	Quarterly	Y	S
HMS301	A/N	\$ 125,919	M	125,919	73,453	7/1/2017	7/1/2017	6/30/2018	Child and Family Service	Substance Abuse Treatment and Services	Quarterly	Y	S
HMS301	A/N	\$ 47,615	M	47,615	27,775	7/1/2017	7/1/2017	6/30/2018	Child and Family Service	Substance Abuse Treatment and Services	Quarterly	Y	S
HMS301	A	\$ 150,000	M	150,000	87,500	7/1/2017	7/1/2017	6/30/2018	Department of Labor and Industrial Relations/OCS+BE SSD+DHS	MOA	Quarterly	Y	S
HMS301	A	\$ 144,559	M	144,559	84,326	7/1/2017	7/1/2017	6/30/2018	Domestic Violence Action Center	Teen Dating Violence Education and Prevention	Quarterly	Y	S
HMS301	A	\$ 20,610	M	20,610	12,023	7/1/2017	7/1/2017	6/30/2018	Dr. Kim Payton	Strengthen CWS	Quarterly	Y	S
HMS301	A	\$ 25,000	M	25,000	14,583	7/1/2017	7/1/2017	6/30/2018	Dr. Steven Choy	Facilitating Healing	Quarterly	Y	S
HMS301	A	\$ 600,000	M	600,000	350,000	7/1/2017	7/1/2017	6/30/2018	EPIC Ohana, Inc.	Family Wrap	Quarterly	Y	S
HMS301	A	\$ 300,000	M	300,000	175,000	7/1/2017	7/1/2017	6/30/2018	EPIC Ohana, Inc.	HFY/YAAC	Quarterly	Y	S
HMS301	A	\$ 150,000	M	150,000	87,500	7/1/2017	7/1/2017	6/30/2018	EPIC Ohana, Inc.	Independent Living Collaborator	Quarterly	Y	S
HMS301	A/N	\$ 3,726,344	M	3,726,344	2,173,701	7/1/2017	7/1/2017	6/30/2018	EPIC Ohana, Inc.	Ohana Conferencing	Quarterly	Y	S
HMS301	A/N	\$ 788,356	M	788,356	459,874	7/1/2017	7/1/2017	6/30/2018	Family Programs Hawaii	Receiving Home - Hale Mahaolu	Quarterly	Y	S
HMS301	A	\$ 210,779	M	210,779	122,954	7/1/2017	7/1/2017	6/30/2018	Family Support Services of West Hawaii	Home Visiting Services	Quarterly	Y	S
HMS301	A/N	\$ 200,000	M	200,000	116,667	7/1/2017	7/1/2017	6/30/2018	Friends of the Future	Family Strengthening Services	Quarterly	Y	S

Department of Human Services  
Office of Youth Services  
Active Contracts as of December 1, 2017

Table 14

Prog ID	MOF	Amount	Frequency (M/A/O)	Max Value	Outstanding Balance	Date Executed	From	To	Entity	Contract Description	Explanation of How Contract is Monitored	POS Y/N	Category E/L/P/C/G/S
HMS301	A/N	\$ 978,667	M	978,667	570,889	7/1/2017	7/1/2017	6/30/2018	Hale Kipa, Inc.	Indep Liv/Higher Ed/ Imua Kakou	Quarterly	Y	S
HMS301	A/N	\$ 710,000	M	710,000	414,167	7/1/2017	7/1/2017	6/30/2018	Hale Kipa, Inc.	On-Call Shelters	Quarterly	Y	S
HMS301	A/N	\$ 105,250	M	105,250	61,396	7/1/2017	7/1/2017	6/30/2018	Hale Opio Kauai, Inc.	Indep Liv/Higher Ed/ Imua Kakou	Quarterly	Y	S
HMS301	A/N	\$ 45,000	M	45,000	26,250	7/1/2017	7/1/2017	6/30/2018	Hale Opio Kauai, Inc.	On-Call Shelters	Quarterly	Y	S
HMS301	A	\$ 235,210	M	235,210	137,206	7/1/2017	7/1/2017	6/30/2018	Hina Mauka	Substance Abuse Assessment and Monitoring System	Quarterly	Y	S
HMS301	A	\$ 60,000	M	60,000	35,000	7/1/2017	7/1/2017	6/30/2018	Institute for Family Development	HOMEBUILDERS Trng, Consult, and Tech Asstnc	Quarterly	Y	S
HMS301	A	\$ 37,500	M	37,500	21,875	7/1/2017	7/1/2017	6/30/2018	Interactive Voice Application, Inc.	Random Moment Study	Quarterly	Y	S
HMS301	A	\$ 30,000	M	30,000	17,500	7/1/2017	7/1/2017	6/30/2018	Dispute Prev & Resolution, Inc	Facilitating Services	Quarterly	Y	S
HMS301	A/N	\$ 1,384,383	M	1,384,383	807,557	7/1/2017	7/1/2017	6/30/2018	Kapiolani Medical Center for Women and Children	Psych Evaluations & MDT	Quarterly	Y	S
HMS301	A	\$ 100,000	M	100,000	58,333	7/1/2017	7/1/2017	6/30/2018	Legal Aid Society of Hawaii	Domestic Violence Services Legal to Immigrants	Quarterly	Y	S
HMS301	A	\$ 200,000	M	200,000	116,667	7/1/2017	7/1/2017	6/30/2018	Legal Aid Society of Hawaii	Domestic Violence Services Legal Shelters	Quarterly	Y	S
HMS301	A/N	\$ 729,178	M	729,178	425,354	7/1/2017	7/1/2017	6/30/2018	List of Psychologists	Psych Evaluations -Court ordered	Quarterly	Y	S
HMS301	A	\$ 44,000	M	44,000	25,667	7/1/2017	7/1/2017	6/30/2018	Lokahi Treatment Center	Substance Abuse Assessment and Monitoring System	Quarterly	Y	S
HMS301	A	\$ 15,000	M	15,000	8,750	7/1/2017	7/1/2017	6/30/2018	Lokahi Treatment Center	Substance Abuse Assessment and Monitoring System	Quarterly	Y	S
HMS301	A	\$ 107,500	M	107,500	62,708	7/1/2017	7/1/2017	6/30/2018	Maui Cty Children's Just Comm	Maui Cty Children's Justice Comm	Quarterly	Y	S
HMS301	A	\$ 444,263	M	444,263	259,153	7/1/2017	7/1/2017	6/30/2018	Maui Family Support Serv, Inc.	Home Visiting Services	Quarterly	Y	S
HMS301	A	\$ 60,244	M	60,244	35,142	7/1/2017	7/1/2017	6/30/2018	Maui Family Support Serv, Inc.	Home Visiting Services	Quarterly	Y	S
HMS301	A/N	\$ 81,856	M	81,856	47,749	7/1/2017	7/1/2017	6/30/2018	Maui Youth and Family Services, Inc.	Indep Liv/Higher Ed/ Imua Kakou	Quarterly	Y	S

Department of Human Services  
Office of Youth Services  
Active Contracts as of December 1, 2017

Table 14

<u>Prog ID</u>	<u>MOF</u>	<u>Amount</u>	<u>Frequency (M/A/O)</u>	<u>Max Value</u>	<u>Outstanding Balance</u>	<u>Date Executed</u>	<u>From</u>	<u>To</u>	<u>Entity</u>	<u>Contract Description</u>	<u>Explanation of How Contract is Monitored</u>	<u>POS Y/N</u>	<u>Category E/L/P/C/G/S</u>
HMS301	A/N	\$ 2,000	M	2,000	1,167	7/1/2017	7/1/2017	6/30/2018	Maui Youth and Family Services, Inc.	On-Call Shelters	Quarterly	Y	S
HMS301	A/N	\$ 180,625	M	180,625	105,365	7/1/2017	7/1/2017	6/30/2018	Molokai Community Service Council, Inc.	Domestic Violence Shelters	Quarterly	Y	S
HMS301	A	\$ 135,000	M	135,000	78,750	7/1/2017	7/1/2017	6/30/2018	Parents and Children Together	Domestic Violence Services for Families	Quarterly	Y	S
HMS301	A	\$ 351,000	M	351,000	204,750	7/1/2017	7/1/2017	6/30/2018	Parents and Children Together	Domestic Violence Services for Families	Quarterly	Y	S
HMS301	A	\$ 50,000	M	50,000	29,167	7/1/2017	7/1/2017	6/30/2018	Parents and Children Together	Domestic Violence Services for Families	Quarterly	Y	S
HMS301	A	\$ 293,000	M	293,000	170,917	7/1/2017	7/1/2017	6/30/2018	Parents and Children Together	Domestic Violence Services for Families	Quarterly	Y	S
HMS301	A/N	\$ 495,105	M	495,105	288,811	7/1/2017	7/1/2017	6/30/2018	Parents and Children Together	Domestic Violence Shelters	Quarterly	Y	S
HMS301	A/N	\$ 300,000	M	300,000	175,000	7/1/2017	7/1/2017	6/30/2018	Parents and Children Together	Family Strengthening Services	Quarterly	Y	S
HMS301	A/N	\$ 910,000	M	910,000	530,833	7/1/2017	7/1/2017	6/30/2018	Parents and Children Together	Family Strengthening Services	Quarterly	Y	S
HMS301	A	\$ 575,416	M	575,416	335,659	7/1/2017	7/1/2017	6/30/2018	Parents and Children Together	Home Visiting Services	Quarterly	Y	S
HMS301	A	\$ 575,416	M	575,416	335,659	7/1/2017	1/1/2017	6/30/2018	Parents and Children Together	Home Visiting Services	Quarterly	Y	S
HMS301	A/N	\$ 176,435	M	176,435	102,920	7/1/2017	7/1/2017	6/30/2018	Parents and Children Together	Lanai Integrated System Services	Quarterly	Y	S
HMS301	A/N	\$ 226,000	M	226,000	131,833	7/1/2017	7/1/2017	12/31/2017	PARENTS, Inc.	CCSS/VCM	Quarterly	Y	S
HMS301	A/N	\$ 1,814,034	M	1,814,034	1,058,187	7/1/2017	7/1/2017	6/30/2018	PARENTS, Inc.	CCSS/IHBS/MW	Quarterly	Y	S
HMS301	A/N	\$ 197,259	M	197,259	115,068	7/1/2017	7/1/2017	6/30/2018	PARENTS, Inc.	Promoting Safe & Stable Families	Quarterly	Y	S
HMS301	A/N	\$ 4,050,000	M	4,050,000	2,362,500	7/1/2017	7/1/2017	6/30/2018	Partners in Devel Foundation	Hui	Quarterly	Y	S
HMS301	A	\$ 110,352	M	110,352	64,372	7/1/2017	7/1/2017	6/30/2018	ROSES	CPSS Services	Quarterly	Y	S
HMS301	A	\$ 200,000	M	200,000	116,667	7/1/2017	7/1/2017	6/30/2018	Susanna Wesley Comm Ctr	Human Trafficking Services	Quarterly	Y	S

Department of Human Services  
Office of Youth Services  
Active Contracts as of December 1, 2017

Table 14

Prog ID	MOF	Amount	Frequency (M/A/O)	Max Value	Outstanding Balance	Date Executed	From	To	Entity	Contract Description	Explanation of How Contract is Monitored	POS Y/N	Category E/L/P/C/G/S
HMS301	A/N	\$ 244,538	M	244,538	142,647	7/1/2017	7/1/2017	6/30/2018	The Salvation Army	Indep Liv/Higher Ed/ Imua Kakou	Quarterly	Y	S
HMS301	A/N	\$ 157,038	M	157,038	91,606	7/1/2017	7/1/2017	6/30/2018	The Salvation Army	Indep Liv/Higher Ed/ Imua Kakou	Quarterly	Y	S
HMS301	A/N	\$ 135,000	M	135,000	78,750	7/1/2017	7/1/2017	6/30/2018	The Salvation Army	On-Call Shelters	Quarterly	Y	S
HMS301	A/N	\$ 68,000	M	68,000	39,667	7/1/2017	7/1/2017	6/30/2018	The Salvation Army	On-Call Shelters	Quarterly	Y	S
HMS301	A/N	\$ 210,500	M	210,500	122,792	7/1/2017	7/1/2017	6/30/2018	Salvation Army - Women's Way	Rsndtl SA Trmt for Wmn/Child.	Quarterly	Y	S
HMS301	A/N	\$ 419,925	M	419,925	244,956	7/1/2017	7/1/2017	6/30/2018	UH School of Social Work	Haw Child Welfare Edu Coll	Quarterly	Y	S
HMS301	N/N	\$ 451,077	M	451,077	263,128	7/1/2017	7/1/2017	6/30/2018	University of Hawaii - Law School	APSR / Federal Requirements	Quarterly	Y	S
HMS301	A/N	\$ 1,883,888	M	1,883,888	1,098,935	7/1/2017	7/1/2017	6/30/2018	University of Hawaii - MCC	UH CQI	Quarterly	Y	S
HMS301	a/n	\$ 511,392	M	511,392	298,312	7/1/2017	7/1/2017	6/30/2018	University of Hawaii - MCC	UH SHAKA	Quarterly	Y	S
HMS301	A/N	\$ 451,089	M	451,089	263,135	7/1/2017	7/1/2017	6/30/2018	Women Helping Women	Domestic Violence Shelters	Quarterly	Y	S
HMS301	A	\$ 21,000	M	21,000	12,250	7/1/2017	7/1/2017	6/30/2018	Women In Need Kauai	Substance Abuse Assessment and Monitoring System	Quarterly	Y	S
HMS301	A/N	\$ 326,120	M	326,120	190,237	7/1/2017	7/1/2017	6/30/2018	YWCA of Kauai	Domestic Violence Shelters	Quarterly	Y	S
HMS301	a/n	\$ 93,857	M	93,857	54,750	7/1/2017	7/1/2017	6/30/2018	YWCA of Kauai	Substance Abuse Treatment and Services (Mod)	Quarterly	Y	S
HMS301	A	\$ 110,352	M	110,352	64,372	7/1/2017	7/1/2017	6/30/2018	ROSES System Services	Professiona Services - CPSS	Quarterly	Y	S
HMS301	A	\$ 86,231	M	86,231	50,301	7/1/2017	9/1/2017	8/31/2018	University of Hawaii - ORS	APS Quality Assurance Data	Quarterly	Y	S
HMS301	A	\$ 40,000	M	40,000	23,333	7/1/2017	3/24/2017	2/28/2018	Fam Viol & Sexual Asslt Inst.	Fam. Vio/Sexual Asslt Trng	Quarterly	Y	S
HMS301, 902,903	A/N	\$ 901,392	A	\$ 901,392.00	\$ 901,392	10/26/2017	10/26/2017	10/26/2018	22nd Century Technologies	Specialized IT Services	PMO and Director's Office monitors service delivery	N	S
HMS302	N	\$ 62,267.25	A	\$ 62,260.54	\$ (6.71)	4/17/2017	07/01/17	06/30/18	MorphoTrak	Maintenance of Fingerprinting equipment	Quarterly reports and SIERS are reviewed by contract monitor.	Y	S
HMS302	N	\$ 15,182	M	\$ 105,000.00	\$ 89,818.00	4/19/2017	07/01/17	06/30/18	UH Cooperative Extension Pgm	Nutrition Evaluation & Consultation	Quarterly reports and SIERS are reviewed by contract monitor.	Y	S
HMS302	N	\$ 51,128	M	\$ 332,508.00	\$ 281,379.59	8/29/2017	07/01/17	06/30/18	UH School of Medicine/Pediatrics	Healthy Child Care Hawaii	Quarterly reports and SIERS are reviewed by contract monitor.	Y	S
HMS302	N	\$ -	O	\$ 95,429.00	\$ 95,429.00	9/1/2017	07/01/17	06/30/18	Family Support Services of West Hawai'i	Infant/Toddler Care for Teen Parents - Kealakehe H.S.	Quarterly reports and SIERS are reviewed by contract monitor.	Y	S

Department of Human Services  
Office of Youth Services  
Active Contracts as of December 1, 2017

Table 14

Prog ID	MOF	Amount	Frequency (M/A/O)	Max Value	Outstanding Balance	Date Executed	From	To	Entity	Contract Description	Explanation of How Contract is Monitored	POS Y/N	Category E/L/P/C/G/S
HMS302	N	\$ 105,630	M	\$ 330,000.00	\$ 224,369.77	10/24/2017	07/01/17	06/30/18	PATCH	Resource & Referral for Child Care	Quarterly reports and SIERS are reviewed by contract monitor.	Y	S
HMS302	N	\$ 48,889	M	\$ 148,500.00	\$ 99,610.85	10/24/2017	07/01/17	06/30/18	PATCH	Infant & Toddler Training	Quarterly reports and SIERS are reviewed by contract monitor.	Y	S
HMS302	N	\$ 100,148	M	\$ 350,000.00	\$ 249,852.31	11/17/2017	07/01/17	06/30/18	PATCH	Child Care Provider Registry	Quarterly reports and SIERS are reviewed by contract monitor.	Y	S
HMS302	N	\$ -	M	\$ 469,350.00	\$ 469,350.00	12/22/2017	07/01/17	06/30/18	PATCH	Training & Scholarship for Child Care Providers	Quarterly reports and SIERS are reviewed by contract monitor.	Y	S
HMS302	N	\$ -	M	\$ 2,648,062.00	\$ 2,648,062.00	awaiting Provider to execute and then need AG/DIR review	07/01/17	06/30/18	Arbor E&T, LLC (dba ResCare Workforce Svcs)	Child Care Connection Hawaii - child eligibility determination and payments	Quarterly reports and SIERS are reviewed by contract monitor.	Y	S
HMS302	N	\$ -	O	\$ 785,632.00	\$ 785,632.00	routed to AG/DIR's for execution	10/01/17	09/30/18	UH-Windward Community College	Learning to Grow	Quarterly reports and SIERS are reviewed by contract monitor.	Y	S
HMS302	N	\$ -	M	\$ 536,000.00	\$ 536,000.00	routed to AG/DIR's for execution	10/01/17	09/30/18	PATCH	Preschool Open Doors	Quarterly reports and SIERS are reviewed by contract monitor.	Y	S
HMS302	N	\$ -	O	\$ 78,978.00	\$ 78,978.00	still awaiting budget from Provider	07/01/17	06/30/18	DOE	Infant/Toddler Care for Teen Parents - Maui High School	Quarterly reports and SIERS are reviewed by contract monitor.	Y	S
HMS302	N	\$ -	O	\$ 92,987.00	\$ 92,987.00	still awaiting budget from Provider	07/01/17	06/30/18	DOE	Infant/Toddler Care for Teen Parents - Konawaena High School	Quarterly reports and SIERS are reviewed by contract monitor.	Y	S
HMS302	N	\$ -	O	\$ 65,514.00	\$ 65,514.00	still awaiting budget from Provider	07/01/17	06/30/18	DOE	Infant/Toddler Care for Teen Parents - Kapaa High School	Quarterly reports and SIERS are reviewed by contract monitor.	Y	S
HMS401	25%A 75%N	\$ 8,000,000	A	\$ 8,000,000.00	\$ 7,547,370.00	7/1/2002	7/1/2017	6/30/2018	AHCCCS	HPMMIS	Monthly	N	S
HMS401		-		n/a	n/a	10/5/2012	7/1/2017	6/30/2018	Fieldprint, Inc.	Background Check	Monthly	N	S
HMS401	50%A 50%N Admin, Claims @FMAP	\$72,043,765 est	A	n/a	n/a - There is no encumbrance because payment amount is based on variables such as rates and enrollment	1/11/2013	7/1/2017	6/30/2018	Ohana Health Plan, Inc.	Behavioral Health	Monthly	N	S

Department of Human Services  
Office of Youth Services  
Active Contracts as of December 1, 2017

Table 14

Prog ID	MOF	Amount	Frequency (M/A/O)	Max Value	Outstanding Balance	Date Executed	From	To	Entity	Contract Description	Explanation of How Contract is Monitored	POS Y/N	Category E/L/P/C/G/S
HMS401	25-50%A 50-75%N, Claims @FMAP	\$ 9,338,817	A	\$ 9,338,817.00	\$ 4,560,000.00	7/1/2013	7/1/2017	6/30/2018	Xerox State Healthcare	Fiscal Agent	Monthly	N	S
HMS401	FMAP (Current 54.93% 45.07%)	\$ 2,000,000,000	A	n/a	n/a - There is no encumbrance because payment amount is based on variables such as rates and enrollment	1/31/2014	1/1/2016	12/31/2017	AlohaCare, HMSA, Kaiser, Ohana, UHC	QUEST Integration	Monthly	N	S
HMS401	50%A 50%N	\$ 35,330	A	\$ 35,330.00	\$ 35,330.00	7/1/2014	10/1/2017	12/31/2017	HPAREF	Ombudsman	Monthly	N	S
HMS401	50%A 50%N Admin, Claims @FMAP	\$14,710,895 est	A	n/a	n/a - There is no encumbrance because payment amount is based on variables such as rates and enrollment	3/6/2015	7/1/2017	6/30/2018	Koan Risk Solutions	SHOTT (Organ Transplant)	Monthly	N	S
HMS401	100%A	\$ 2,000,000	A	n/a	n/a - There is no encumbrance because payment amount is based on variables such as rates and enrollment	7/1/2015	7/1/2017	6/30/2018	HMSA/Kaiser	Premium Assistance Program	Monthly	N	S
HMS401	50%A 50%N Admin, Claims @FMAP	Admin-\$2,200,000 Claims \$38,000,000 est.	A	n/a	n/a - There is no encumbrance because payment amount is based on variables such as rates and enrollment	7/1/2016	7/1/2017	6/30/2018	HDS	Dental Third Party Administrator	Monthly	N	S
HMS501	N	40,000	M	160,000	26,667	PTS	7/1/2017	6/30/2018	Adult Friends for Youth	Truancy Prevention	Review qtrly reports and on-site visits.	Y	S
HMS501	N	100,000	M	400,000	70,682	PTS	7/1/2017	6/30/2018	Boys and Girls Club of Hawaii	Truancy Prevention	Review qtrly reports and on-site visits.	Y	S
HMS501	N	100,000	M	400,000	92,107	PTS	7/1/2017	6/30/2018	Coalition for a Drug- Free Hawaii	Truancy Prevention	Review qtrly reports and on-site visits.	Y	S
HMS501	N	54,000	M	216,000	36,222	PTS	7/1/2017	6/30/2018	Maui Youth and Family Services, Inc.	Truancy Prevention	Review qtrly reports and on-site visits.	Y	S
HMS501	N	95,000	M	380,000	65,145	PTS	7/1/2017	6/30/2018	Susannah Wesley Community Center	Truancy Prevention	Review qtrly reports and on-site visits.	Y	S
HMS501	N	85,000	M	340,000	57,331	PTS	7/1/2017	6/30/2018	Hale Kipa, Inc.	Truancy Prevention	Review qtrly reports and on-site visits.	Y	S
HMS501	A	75,000	M	300,000	33,416	PTS	7/1/2017	6/30/2018	Ho'okua'aina	Project-based Cultural Program	Review qtrly reports and on-site visits.	Y	S



Department of Human Services  
Office of Youth Services  
Active Contracts as of December 1, 2017

Table 14

<u>Prog ID</u>	<u>MOF</u>	<u>Amount</u>	<u>Frequency (M/A/O)</u>	<u>Max Value</u>	<u>Outstanding Balance</u>	<u>Date Executed</u>	<u>From</u>	<u>To</u>	<u>Entity</u>	<u>Contract Description</u>	<u>Explanation of How Contract is Monitored</u>	<u>POS Y/N</u>	<u>Category E/L/P/C/G/S</u>
HMS501	A	75,000	M	300,000	53,046	PTS	7/1/2017	6/30/2018	Institute for Native Pacific Education and Culture	Project-based Cultural Program	Review qtrly reports and on-site visits.	Y	S
HMS501	A	150,000	M	600,000	117,061	PTS	7/1/2017	6/30/2018	Kokua Kaihi Valley Comprehensive Family Services	Project-based Cultural Program	Review qtrly reports and on-site visits.	Y	S
HMS501	A	102,000	M	408,000	89,349	PTS	7/1/2017	6/30/2018	Molokai Community Service Council, Inc.	Project-based Cultural Program	Review qtrly reports and on-site visits.	Y	S
HMS501	A	89,000	M	356,000	80,179	PTS	7/1/2017	6/30/2018	County of Maui, Maui Police Dept	Project-based Cultural Program	Review qtrly reports and on-site visits.	Y	S
HMS501	A	90,000	M	360,000	58,237	PTS	7/1/2017	6/30/2018	Susannah Wesley Community Center	Life Skills Program	Review qtrly reports and on-site visits.	Y	S
HMS501	A	68,000	M	272,000	52,669	PTS	7/1/2017	6/30/2018	Sounding Joy Music Therapy, Inc.	Life Skills Program	Review qtrly reports and on-site visits.	Y	S
HMS501	A	21,000	M	84,000	17,332	PTS	7/1/2017	6/30/2018	Sounding Joy Music Therapy, Inc.	Life Skills Program	Review qtrly reports and on-site visits.	Y	S
HMS501	A	18,000	M	72,000	14,051	PTS	7/1/2017	6/30/2018	Sounding Joy Music Therapy, Inc.	Life Skills Program	Review qtrly reports and on-site visits.	Y	S
HMS501	A	78,000	M	312,000	51,869	PTS	7/1/2017	6/30/2018	Child & Family Service	Life Skills Program	Review qtrly reports and on-site visits.	Y	S
HMS501	A	40,000	M	160,000	25,882	PTS	7/1/2017	6/30/2018	Boys and Girls Club of Hawaii	Life Skills Program	Review qtrly reports and on-site visits.	Y	S
HMS501	A	95,000	M	380,000	53,243	PTS	7/1/2017	6/30/2018	Hale Opio Kauai, Inc.	Life Skills Program	Review qtrly reports and on-site visits.	Y	S
HMS501	A	20,000	M	80,000	20,000	PTS	7/1/2017	6/30/2018	Young Women's Christian Association of Kauai	Life Skills Program	Review qtrly reports and on-site visits.	Y	S
HMS501	A	68,000	M	272,000	68,000	PTS	7/1/2017	6/30/2018	Goodwill Industries of Hawaii, Inc.	Life Skills Program	Review qtrly reports and on-site visits.	Y	S
HMS501	A	67,500	M	270,000	67,500	PTS	7/1/2017	6/30/2018	Goodwill Industries of Hawaii, Inc.	Life Skills Program	Review qtrly reports and on-site visits.	Y	S
HMS501	A	99,000	M	396,000	69,952	PTS	7/1/2017	6/30/2018	Parents and Children Together	Life Skills Program	Review qtrly reports and on-site visits.	Y	S
HMS501	A	68,000	M	272,000	52,143	PTS	7/1/2017	6/30/2018	Parents and Children Together	Life Skills Program	Review qtrly reports and on-site visits.	Y	S

Department of Human Services  
Office of Youth Services  
Active Contracts as of December 1, 2017

Table 14

<u>Prog ID</u>	<u>MOF</u>	<u>Amount</u>	<u>Frequency (M/A/O)</u>	<u>Max Value</u>	<u>Outstanding Balance</u>	<u>Date Executed</u>	<u>From</u>	<u>To</u>	<u>Entity</u>	<u>Contract Description</u>	<u>Explanation of How Contract is Monitored</u>	<u>POS Y/N</u>	<u>Category E/L/P/C/G/S</u>
HMS501	A	42,000	M	168,000	31,500	PTS	7/1/2017	6/30/2018	Kids Hurt Too Hawaii	Life Skills Program	Review qtrly reports and on-site visits.	Y	S
HMS501	A	112,000	M	448,000	81,937	PTS	7/1/2017	6/30/2018	Paia Youth Council, Inc.	Life Skills Program	Review qtrly reports and on-site visits.	Y	S
HMS501	A	67,000	M	268,000	43,336	PTS	7/1/2017	6/30/2018	Maui Youth and Family Services, Inc.	Life Skills Program	Review qtrly reports and on-site visits.	Y	S
HMS501	A	66,000	M	264,000	54,897	PTS	7/1/2017	6/30/2018	Maui Hui Malama	Life Skills Program	Review qtrly reports and on-site visits.	Y	S
HMS501	A	30,000	M	120,000	30,000	PTS	7/1/2017	6/30/2018	Boys and Girls Clubs of Maui, Inc.	Life Skills Program	Review qtrly reports and on-site visits.	Y	S
HMS501	A	75,000	M	300,000	53,970	PTS	7/1/2017	6/30/2018	The Salvation Army	Life Skills Program	Review qtrly reports and on-site visits.	Y	S
HMS501	A	75,000	M	300,000	62,133	PTS	7/1/2017	6/30/2018	The Salvation Army	Life Skills Program	Review qtrly reports and on-site visits.	Y	S
HMS501	A	70,500	M	282,000	70,500	PTS	7/1/2017	6/30/2018	Family Programs Hawaii	Life Skills Program	Review qtrly reports and on-site visits.	Y	S
HMS501	N	271,000	M	904,000	217,785	PTS	7/1/2017	6/30/2018	Hawaii Families As Allies	Parent Partnership Program	Review qtrly reports and on-site visits.	Y	S
HMS501	A	550,000	M	2,200,000	502,897	PTS	10/1/2017	9/30/2018	The Salvation Army	Safehouse - Kona	Review qtrly reports and on-site visits.	Y	S
HMS501	A	650,000	M	2,600,000	600,844	PTS	10/1/2017	9/30/2018	The Salvation Army	Safehouse - Maui	Review qtrly reports and on-site visits.	Y	S
HMS501	A	735,000	M	2,940,000	674,204	PTS	10/1/2017	9/30/2018	Partners in Development Foundation	Safehouse - Oahu	Review qtrly reports and on-site visits.	Y	S
HMS501	A	70,000	M	280,000	39,179	PTS	6/1/2017	5/31/2018	Child & Family Service	Truancy Prevention	Review qtrly reports and on-site visits.	Y	S
HMS501	A	85,000	M	340,000	52,532	PTS	6/1/2017	5/31/2018	Maui Youth and Family Services, Inc.	Truancy Prevention	Review qtrly reports and on-site visits.	Y	S
HMS501	N	100,000	M	400,000	82,068	PTS	7/1/2017	6/30/2018	University of Hawaii, Office of Research Services	Truancy Prevention	Review qtrly reports and on-site visits.	Y	S
HMS501	A	117,000	M	468,000	84,895	PTS	7/1/2017	6/30/2018	University of Hawaii, Office of Research Services	Maintenance of Youth Directory	Review invoices, monitor website	N	G&S
HMS501	A	60,000	M	240,000	32,572	PTS	7/1/2017	6/30/2018	Hale Kipa, Inc.	Outreach and Advocacy	Review qtrly reports and on-site visits.	Y	S
HMS501	A	200,000	M	800,000	118,008	PTS	7/1/2017	6/30/2018	Hale Kipa, Inc.	Outreach and Advocacy	Review qtrly reports and on-site visits.	Y	S
HMS501	A	50,000	M	200,000	33,333	PTS	7/1/2017	6/30/2018	Adult Friends for Youth	Outreach and Advocacy	Review qtrly reports and on-site visits.	Y	S

Department of Human Services  
Office of Youth Services  
Active Contracts as of December 1, 2017

Table 14

<u>Prog ID</u>	<u>MOF</u>	<u>Amount</u>	<u>Frequency (M/A/O)</u>	<u>Max Value</u>	<u>Outstanding Balance</u>	<u>Date Executed</u>	<u>From</u>	<u>To</u>	<u>Entity</u>	<u>Contract Description</u>	<u>Explanation of How Contract is Monitored</u>	<u>POS Y/N</u>	<u>Category E/L/P/C/G/S</u>
HMS501	A	60,000	M	240,000	39,183	PTS	7/1/2017	6/30/2018	Maui Youth and Family Services, Inc.	Outreach and Advocacy	Review qtrly reports and on-site visits.	Y	S
HMS501	A	38,000	M	152,000	26,606	PTS	7/1/2017	6/30/2018	Alu Like, Inc.	Outreach and Advocacy	Review qtrly reports and on-site visits.	Y	S
HMS501	A	120,000	M	480,000	116,805	PTS	7/1/2017	6/30/2018	The Salvation Army	Outreach and Advocacy	Review qtrly reports and on-site visits.	Y	S
HMS501	N	15,080	M	60,320	3,380	PTS	7/1/2017	6/30/2018	Hale Opio Kauai, Inc.	Emergency shelter	Review qtrly reports and on-site visits.	Y	S
HMS501	N	92,300	M	369,200	76,700	PTS	7/1/2017	6/30/2018	Hale Kipa, Inc.	Emergency shelter	Review qtrly reports and on-site visits.	Y	S
HMS501	N	17,420	M	69,680	17,030	PTS	7/1/2017	6/30/2018	Maui Youth and Family Services, Inc.	Emergency shelter	Review qtrly reports and on-site visits.	Y	S
HMS501	N	60,060	M	240,240	47,970	PTS	7/1/2017	6/30/2018	The Salvation Army	Emergency shelter	Review qtrly reports and on-site visits.	Y	S
HMS501	N	138,700	M	554,800	95,750	PTS	7/1/2017	6/30/2018	Hale Opio Kauai, Inc.	Intensive Independent Living Program	Review qtrly reports and on-site visits.	Y	S
HMS501	N	96,330	M	385,320	96,330	PTS	7/1/2017	6/30/2018	Catholic Charities Hawaii	Intensive Independent Living Program	Review qtrly reports and on-site visits.	Y	S
HMS501	N	117,990	M	471,960	109,440	PTS	7/1/2017	6/30/2018	Maui Youth and Family Services, Inc.	Intensive Independent Living Program	Review qtrly reports and on-site visits.	Y	S
HMS501	N	69,350	M	277,400	67,260	PTS	7/1/2017	6/30/2018	Catholic Charities Hawaii	Intensive Independent Living Program	Review qtrly reports and on-site visits.	Y	S
HMS501	N	92,340	M	369,360	80,180	PTS	7/1/2017	6/30/2018	Hale Kipa, Inc.	Independent Living Program	Review qtrly reports and on-site visits.	Y	S
HMS501	N	138,700	M	554,800	116,470	PTS	7/1/2017	6/30/2018	Child & Family Service	Independent Living Program	Review qtrly reports and on-site visits.	Y	S
HMS501	N	69,350	M	277,400	52,630	PTS	7/1/2017	6/30/2018	The Salvation Army	Independent Living Program	Review qtrly reports and on-site visits.	Y	S
HMS501	A	100,000	M	400,000	60,428	PTS	7/1/2017	6/30/2018	Uhane Pohaku Na Moku O Hawaii, Inc.	Project-based Cultural Program	Review qtrly reports and on-site visits.	Y	S
HMS501	A	41,250	M	165,000	41,250	PTS	7/1/2017	6/30/2018	Hale Opio Kauai, Inc.	Project-based Cultural Program	Review qtrly reports and on-site visits.	Y	S
HMS501	A	33,750	M	135,000	23,420	PTS	7/1/2017	6/30/2018	Alu Like, Inc.	Project-based Cultural Program	Review qtrly reports and on-site visits.	Y	S
HMS501	A	25,000	M	100,000	25,000	PTS	12/1/2017	11/30/2018	County of Kauai, Office of the Pros Attorney	Teen Court Program	Review qtrly reports and on-site visits.	N	S
HMS501	A	251,793	M	251,793	57,253	PTS	2/1/2016	1/31/2019	ORBIS Partners, Inc.	YASI Assessmnet Tool and Training	Monitor training sessions, review on-line usage	N	G&S
HMS501	A	75,000	M	300,000	34,170	PTS	3/1/2016	2/28/2018	Surfrider Spirit Sessions	Project-based Cultural Program	Review qtrly reports and on-site visits.	Y	S
HMS501	A	400,000	M	1,600,000	252,391	PTS	7/1/2017	6/30/2018	Hale Kipa, Inc.	Intensive Mentoring	Review qtrly reports and on-site visits.	Y	S

Department of Human Services  
Office of Youth Services  
Active Contracts as of December 1, 2017

Table 14

Prog ID	MOF	Amount	Frequency (M/A/O)	Max Value	Outstanding Balance	Date Executed	From	To	Entity	Contract Description	Explanation of How Contract is Monitored	POS Y/N	Category E/L/P/C/G/S
HMS501	A	200,000	M	800,000	139,366	PTS	7/1/2017	6/30/2018	Hale Kipa, Inc.	Intensive Mentoring	Review qtrly reports and on-site visits.	Y	S
HMS501	A	150,000	M	600,000	111,868	PTS	7/1/2017	6/30/2018	Maui Youth and Family Services, Inc.	Intensive Mentoring	Review qtrly reports and on-site visits.	Y	S
HMS501	A	300,000	M	1,200,000	215,882	PTS	7/1/2017	6/30/2018	Hale Kipa, Inc.	Wraparound services	Review qtrly reports and on-site visits.	Y	S
HMS501	N,A	85,263	M	341,052	50,827	PTS	5/1/2017	4/30/2018	County of Maui, Maui Police Dept	Positive Outreach Initiative Project	Review qtrly reports and on-site visits.	N	S
HMS501	A	34,925	M	69,850	15,424	PTS	6/26/2016	6/25/2018	University of Hawaii, Office of Research Services	Balanced and Restorative Justice (BARJ) Training for JJR Staff- Mindfulness	Monitor training sessions	N	S
HMS501	A	30,000	M	60,000	17,500	PTS	6/22/2016	6/21/2018	Miles Consulting LLC	Wraparound Services Training Process	Monitor training sessions	N	S
HMS501	A	30,000	M	60,000	30,000	PTS	6/1/2016	5/31/2018	C. Burgess Consulting & Associates, LLC	Wraparound Services Training Family Engagement	Monitor training sessions	N	S
HMS501	A	34,980	M	69,960	23,485	PTS	6/24/2016	6/23/2018	Living Life Source Foundation	Professional Development Training for JJR Staff - Hawaiian Culture Values	Monitor training sessions	N	S
HMS501	N,A	150,000	M	600,000	138,298	PTS	10/1/2017	9/30/2018	Hale Kipa, Inc.	Youth on Probation Program	Review qtrly reports and on-site visits.	Y	S
HMS501	N	200,000	M	800,000	200,000	PTS	10/1/2017	9/30/2018	County of Hawaii, OPA	Juvenile Intake and Assessment Center - East Hawaii	Review qtrly reports and on-site visits.	N	S
HMS501	A	500,000	M	2,000,000	309,930	PTS	7/1/2017	6/30/2018	The Salvation Army	Safehouse - Girls in Hilo	Review qtrly reports and on-site visits.	Y	S
HMS501	A	300,000	M	300,000	42,363	PTS	7/1/2016	3/31/2018	Maui Hui Malama	Grant-in-Aid	Review quarterly reports	N	S
HMS501	A	75,000	M	300,000	67,688	PTS	5/1/2017	4/30/2018	City & County of Hon, Dept of Comm Services	Juvenile Justice Center	Review qtrly reports and on-site visits.	N	S
HMS501	A	54,000	M	54,000	37,500	PTS	6/15/2017	5/31/2018	Judiciary, Family Court, Fifth Circuit	Kauai Girls Court	Review qtrly reports and on-site visits.	N	S
HMS501	A	218,000	M	218,000	214,057	PTS	6/1/2017	5/31/2019	Judiciary, Family Court, First Circuit	Goods and services for JJR	Review qtrly reports and on-site visits.	N	G&S
HMS501	A	59,682	M	59,682	34,236	PTS	6/1/2017	5/31/2018	County of Maui, Maui Police Dept	Evening Diversion Program	Review qtrly reports and on-site visits.	N	S
HMS501	A	210,000	M	840,000	210,000	PTS	5/1/2017	4/30/2018	County of Hawaii, OPA	Juvenile Intake and Assessment Center in West Hawaii	Review qtrly reports and on-site visits.	N	S
HMS501	A	20,000	M	80,000	20,000	PTS	6/1/2017	5/31/2018	Dept of Health, CAMHD	Project Kealahou	Review bills for collection from CAMHD	N	S
HMS501	A	30,000	M	30,000	23,582	PTS	6/1/2017	5/31/2018	Coalition for a Drug-Free Hawaii	Training Services	Review bills for collection from Provider	N	G&S
HMS501	A	900,000	M	1,800,000	824,449	PTS	7/1/2017	6/30/2019	Child & Family Service	Ho'opono Mamo Program	Review qtrly reports and on-site visits.	Y	S

Department of Human Services  
Office of Youth Services  
Active Contracts as of December 1, 2017

Table 14

Prog ID	MOF	Amount	Frequency (M/A/O)	Max Value	Outstanding Balance	Date Executed	From	To	Entity	Contract Description	Explanation of How Contract is Monitored	POS Y/N	Category E/L/P/C/G/S
HMS501	A	150,000	M	150,000	150,000	PTS	7/1/2017	6/30/2018	Adult Friends for Youth	Grant-in-Aid	Review quarterly reports	N	S
HMS501	A	150,000	M	150,000	150,000	PTS	7/1/2017	6/30/2018	Boys and Girls Clubs of Maui, Inc.	Grant-in-Aid	Review quarterly reports	N	S
HMS501	A	80,000	M	80,000	80,000	PTS	7/1/2017	6/30/2018	Hamakua Youth Foundation, Inc.	Grant-in-Aid	Review quarterly reports	N	S
HMS501	A	220,000	M	220,000	220,000	PTS	7/1/2017	6/30/2018	Hawaii Youth Services Network	Grant-in-Aid	Review quarterly reports	N	S
HMS503	A	\$62.95/hr	M	See Note N1	N/A	PTS	11/1/2017	10/31/2019	Worldwide Travel Staffing, Limited	In-facility services	Review invoices.	Y	S
HMS503	A	10,500	M	34,000	3,650	PTS	5/1/2015	4/30/2018	Handle With Care Behavior Management System, Inc.	In-facility services	Monitor training sessions, review license certificate	N	G&S
HMS503	A	550,000	M	2,200,000	426,637	PTS	7/1/2017	6/30/2018	Hale Kipa, Inc.	Transition services for discharged youth	Review qtrly reports and on-site visits.	Y	S
HMS503	A	138,380	M	138,380	92,253	PTS	1/1/2017	6/30/2019	University of Hawaii, Office of Research Services	Medical Services for Youth at HYCF	Review invoices	N	S
HMS503	A	107,500	M	430,000	211,637	PTS	6/1/2017	5/31/2018	Dept of Health, CAMHD	Treatment Beds	Review bills for collection from CAMHD	N	S
HMS503	A	67,000	M	268,000	47,243	PTS	7/1/2017	6/30/2018	Dept of the Attorney General	Criminal History Background Checks	Review bills from AG's Office	N	G
HMS503	A	30,000	M	120,000	29,199	PTS	7/1/2017	6/30/2018	Pharmacy Partners Hawaii, LLC dba Pharmicare LTC	Prescription Drugs and Medical Supplies	Review invoices	N	G
HMS802	A/N	\$ 24,657.00	M	\$ 145,897.00	\$ 121,240.00	8/1/2011	8/1/2011	12/31/2018	San Diego State University	Financial Management Program	Quarterly Reports	N	S
HMS802	A/N	\$ 55,169.00	M	\$ 474,000.00	\$ 418,831.00	10/1/2014	10/1/2014	9/30/2018	Aloha Independent Living	Independent Living	Quarterly Reports	Y	S
HMS802	A/N	\$ 13,000.00	M	\$ 200,000.00	\$ 187,000.00	7/1/2015	7/1/2015	6/30/2019	Arc of Kona (Kona)	Job Placement and Retention Services	Quarterly Reports	Y	S
HMS802	A/N	\$ 2,000.00	M	\$ 200,000.00	\$ 198,000.00	7/1/2015	7/1/2015	6/30/2019	Arc of Kona	Job Placement and Retention Services	Quarterly Reports	Y	S
HMS802	A/N	\$ -	M	\$ 152,000.00	\$ 152,000.00	7/1/2015	7/1/2015	6/30/2019	Arc of Kona	Supported Employment Services	Quarterly Reports	Y	S

Department of Human Services  
Office of Youth Services  
Active Contracts as of December 1, 2017

Table 14

Prog ID	MOF	Amount	Frequency (M/A/O)	Max Value	Outstanding Balance	Date Executed	From	To	Entity	Contract Description	Explanation of How Contract is Monitored	POS Y/N	Category E/L/P/C/G/S
HMS802	A/N	\$ -	M	\$ 175,000.00	\$ 175,000.00	7/1/2015	7/1/2015	6/30/2019	Arc of Kona	Supported Employment Services	Quarterly Reports	Y	S
HMS802	A/N	\$ 5,000.00	M	\$ 80,000.00	\$ 75,000.00	7/1/2015	7/1/2015	6/30/2019	Easter Seals	Job Placement and Retention Services	Quarterly Reports	Y	S
HMS802	A/N	\$ 92,416.19	M	\$ 246,087.00	\$ 153,670.81	12/1/2015	12/1/2015	9/30/2018	San Diego State University	Training and TA	Quarterly Reports	N	S
HMS802	A/N	\$ 145,738.21	M	\$ 351,257.00	\$ 205,518.79	12/15/2015	12/15/2015	9/30/2018	Department of Labor, Workforce Development Div.	Case Management Services	Quarterly Reports	Y	S
HMS802	A	\$ 5,386.18	M	\$ 15,712.00	\$ 10,325.82	7/1/16	7/1/16	6/30/18	CR Dispatch	Armoured Car and Courier Service	Quarterly Reports	N	S
HMS802	A/N	\$ 246,450.00	M	\$ 7,774,004.90	\$ 7,527,554.90	7/1/16	7/1/16	6/30/20	City and County of Honolulu	SRC Coordinator	Quarterly Reports	N	S
HMS802	A/N	\$ 56,250.00	M	\$ 270,000.00	\$ 213,750.00	7/1/2016	7/1/2016	6/30/2019	Isle Interpret	Interpreter Referral	Quarterly Reports	Y	S
HMS802	A	\$ 20,592.00	Q	\$ 41,184.00	\$ 20,592.00	7/1/2016	7/1/2016	6/30/2018	Winners at Work dba Abilities Unlimited	Grant In Aid	Quarterly Reports	Y	S
HMS802	A/N	\$ 45,000.00	M	\$ 90,000.00	\$ 45,000.00	7/1/2016	7/1/2016	6/30/2018	Easter Seals Hawaii	Vocational Work Adjustment Training	Quarterly Reports	Y	S
HMS802	A/N	\$ 2,910.00	M	\$ 60,000.00	\$ 57,090.00	7/1/2016	7/1/2016	6/30/2018	Easter Seals Hawaii	Evaluation and Training Services	Quarterly Reports	Y	S
HMS802	A/N	\$ 13,500.00	M	\$ 16,000.00	\$ 2,500.00	7/1/2016	7/1/2016	6/30/2018	The Arc of Kona	Vocational Work Adjustment Training	Quarterly Reports	Y	S
HMS802	A/N	\$ 17,860.00	M	\$ 80,000.00	\$ 62,140.00	7/1/2016	7/1/2016	6/30/2018	Arc of Kona	Vocational Work Adjustment Training	Quarterly Reports	Y	S
HMS802	A/N	\$ 154,500.00	M	\$ 189,000.00	\$ 34,500.00	7/1/2016	7/1/2016	6/30/2018	Easter Seals Hawaii	Vocational Work Adjustment Training	Quarterly Reports	Y	S
HMS802	A/N	\$ 13,890.00	M	\$ 100,000.00	\$ 86,110.00	7/1/2016	7/1/2016	6/30/2018	Easter Seals Hawaii	Evaluation and Training Services	Quarterly Reports	Y	S
HMS802	A/N	\$ 34,400.00	M	\$ 240,000.00	\$ 205,600.00	7/1/2016	7/1/2016	6/30/2018	Ka Lima O Maui LLC	Vocational Work Adjustment Training	Quarterly Reports	Y	S

Department of Human Services  
Office of Youth Services  
Active Contracts as of December 1, 2017

Table 14

Prog ID	MOF	Amount	Frequency (M/A/O)	Max Value	Outstanding Balance	Date Executed	From	To	Entity	Contract Description	Explanation of How Contract is Monitored	POS Y/N	Category E/L/P/C/G/S
HMS802	A/N	\$ 8,160.00	M	\$ 100,000.00	\$ 91,840.00	7/1/2016	7/1/2016	6/30/2018	Easter Seals Hawaii	Evaluation and Training Services	Quarterly Reports	Y	S
HMS802	A/N	\$ -	M	\$ 245,000.00	\$ 245,000.00	7/1/2016	7/1/2016	6/30/2019	Ka Lima O Maui	Supported Employment Services	Quarterly Reports	Y	S
HMS802	A/N	\$ 62,400.00	M	\$ 120,000.00	\$ 57,600.00	7/1/2016	7/1/2016	6/30/2019	Ka Lima O Maui	Job Placement and Retention Services	Quarterly Reports	Y	S
HMS802	A/N	\$ 135,320.00	M	\$ 390,340.00	\$ 255,020.00	7/1/2016	7/1/2016	6/30/2018	Network Enterprises	Vocational Work Adjustment Training	Quarterly Reports	Y	S
HMS802	A/N	\$ 63,294.00	M	\$ 366,652.00	\$ 303,358.00	7/1/2016	7/1/2016	6/30/2018	Lanakila Pacific	Vocational Work Adjustment Training	Quarterly Reports	Y	S
HMS802	A/N	\$ 10,410.00	M	\$ 150,000.00	\$ 139,590.00	7/1/2016	7/1/2016	6/30/2018	Easter Seals Hawaii	Evaluation and Training Services	Quarterly Reports	Y	S
HMS802	A/N	\$ 149,477.00	M	\$ 292,104.00	\$ 142,627.00	7/1/2016	7/1/2016	6/30/2018	Abilities Unlimited	Evaluation and Training Services	Quarterly Reports	Y	S
HMS802	A/N	\$ 186,156.00	M	\$ 336,652.00	\$ 150,496.00	7/1/2016	7/1/2016	6/30/2018	Lanakila Pacific	Evaluation and Training Services	Quarterly Reports	Y	S
HMS802	A/N	\$ 13,796.00	M	\$ 120,000.00	\$ 106,204.00	7/1/2016	7/1/2016	6/30/2019	Daniel Reed, Psy.D.	Psychological Evaluations	Quarterly Reports	Y	S
HMS802	A/N	\$ 21,000.00	M	\$ 729,000.00	\$ 708,000.00	7/1/2016	7/1/2016	6/30/2019	Abilities Unlimited	Job Placement and Retention Services	Quarterly Reports	Y	S
HMS802	A/N	\$ 28,764.00	M	\$ 430,000.00	\$ 401,236.00	7/1/2016	7/1/2016	6/30/2019	Network Enterprises	Job Placement and Retention Services	Quarterly Reports	Y	S
HMS802	A/N	\$ 852,927.00	M	\$ 2,107,581.00	\$ 1,254,654.00	7/1/2016	7/1/2016	6/30/2020	City and County of Honolulu	Case Management-Job Placement Services	Quarterly Reports	Y	S
HMS802	A/N	\$ 230,790.00	M	\$ 428,719.00	\$ 197,929.00	7/1/2016	7/1/2016	6/30/2020	City and County of Honolulu	Work Readiness and Life Skills-Hoala	Quarterly Reports	Y	S
HMS802	A/N	\$ -	M	\$ 14,000.00	\$ 14,000.00	7/1/2016	7/1/2016	9/30/2018	Bernard K. Chun M.D.	Medical Consultant	Quarterly Reports	Y	S
HMS802	A/N	\$ -	M	\$ 14,000.00	\$ 14,000.00	7/1/2016	7/1/2016	9/30/2018	Walter S.O. Fo, Ph.D	Consultative Services	Quarterly Reports	Y	S
HMS802	A/N	\$ 563,285.00	M	\$ 1,000,000.00	\$ 436,715.00	7/1/2016	7/1/2016	6/30/2018	Island Skill Gathering, Inc.	Rehabilitation Technology Services	Quarterly Reports	Y	S

Department of Human Services  
Office of Youth Services  
Active Contracts as of December 1, 2017

Table 14

Prog ID	MOF	Amount	Frequency (M/A/O)	Max Value	Outstanding Balance	Date Executed	From	To	Entity	Contract Description	Explanation of How Contract is Monitored	POS Y/N	Category E/L/P/C/G/S
HMS802	A/N	\$ 590,792.31	M	\$ 1,000,000.00	\$ 409,207.69	7/1/2016	7/1/2016	6/30/2018	Assistive Technology Resource Centers of Hawaii	Rehabilitation Technology Services	Quarterly Reports	Y	S
HMS802	A/N	\$ 498,256.44	M	\$ 941,738.00	\$ 443,481.56	7/1/2016	7/1/2016	6/30/2018	University of Hawaii - Center on Disability Studies	Benefits Planning and TA	Quarterly Reports	Y	S
HMS802	A/N	\$ 139,059.19	M	\$ 797,854.00	\$ 658,794.81	8/1/2016	8/1/2016	6/30/2018	UH-Center on Disability Studies	Post-Secondary Supports Project	Quarterly Reports	Y	S
HMS802	A/N	\$ 47,791.00	Q	\$ 58,624.00	\$ 10,833.00	10/1/2016	10/1/2016	12/31/2017	San Diego State University	Needs Assessment	Quarterly Reports	N	G
HMS802	A/N	\$ -	M	\$ 60,000.00	\$ 60,000.00	7/1/2017	7/1/2017	6/30/2019	Living Well, LLC	Psychological Evaluations	Quarterly Reports	Y	S
HMS902	10%A 90%N	\$ 22,900,000	A	\$ 22,900,000.00	\$ 14,069,018.00	6/30/2015	7/1/2017	11/30/2018	KPMG	SSBM	Monthly	N	S
HMS902	50%A 50%N	\$ 98,500	A	\$ 98,500.00	\$ 73,875.00	7/1/2015	7/1/2017	6/30/2018	Health Management Systems	TPL Data Match	Monthly	N	S
HMS902	25%A 75%N	\$ 1,617,850	A	\$ 1,617,850.00	\$ 556,036.00	7/1/2016	1/1/2017	12/31/2017	Health Services Advisory Group	EQRO/PRO	Monthly	N	S
HMS902	50%A 50%N	\$ 1,968,750	A	\$ 1,968,750.00	\$ 1,259,534.00	7/1/2016	7/1/2017	6/30/2018	Myers and Stauffer	Case Mix, Audit & Rate Reimbursement, RAC, EHR	Monthly	N	S
HMS902	100%A	\$ 320,000	A	\$ 320,000.00	\$ 299,184.00	1/27/2017	7/1/2017	6/30/2018	Partners in Development	Kokua Services	Monthly	N	S
HMS902	100%A	\$ 486,505	A	\$ 486,505.00	\$ 351,290.00	2/6/2017	7/1/2017	6/30/2018	Hawaii Isnad HIV/AIDS Foundation	Kokua Services	Monthly	N	S
HMS902	10%A 90%N	\$ 2,000,000	A	\$ 2,000,000.00	\$ 1,379,500.00	3/9/2017	7/1/2017	6/30/2018	Hawaii Health Information Exchange	Health Information Exchange	Monthly	N	S
HMS902	100%A	\$ 95,683	A	\$ 95,683.00	\$ 95,683.00	5/20/2017	7/1/2017	6/30/2018	Kauai Economic Opportunity	Kokua Services	Monthly	N	S
HMS902	50%A 50%N	\$ 1,035,000		\$ 1,035,000.00	\$ 30,266.00	7/14/2017	7/14/2017	6/30/2018	Milliman	Actuary	Monthly	N	S
HMS902	50%A 50%N	\$ 1,233,417	A	\$ 1,233,417.00	\$ 843,565.00	7/17/2017	7/17/2017	6/30/2018	Berry Dunn	Business Process Redesign Project	Monthly	N	S
HMS903	A	\$ 4,208,020.00	M	\$ 4,291,200.00	\$ 83,180.00	5/11/2015	03/15/15	02/28/18	e-WORLD ENTERPRISE SOLUTIONS, INC.	Technical Consultant Services for HANA	Monthly review of invoices and/or status of completion of tasks.	Y	G
HMS903	A/N	\$ 831,708.80	A	\$ 2,079,270.00	\$ 831,706.80	5/12/2015	05/29/15	05/28/20	Sirius Computer Solutions, Inc.	Joint Mainframe Computer Lease - Judiciary, ICSD, DHS	Review of annual invoices.	Y	G
HMS903	A	\$ 625,643.72	M	\$ 1,030,366.08	\$ 404,722.36	5/14/2015	09/01/15	08/31/18	PACIFIC TECHNOLOGY SOLUTIONS	Telecommunication Network Infrastructure Management and Support	Monthly review of invoices and/or status of completion of tasks.	Y	G



Department of Human Services  
Office of Youth Services  
Active Contracts as of December 1, 2017

Table 14

Prog ID	MOF	Amount	Frequency (M/A/O)	Max Value	Outstanding Balance	Date Executed	From	To	Entity	Contract Description	Explanation of How Contract is Monitored	POS Y/N	Category E/L/P/C/G/S
HMS903	A	\$ 2,829,816.00	M	\$ 2,997,760.00	\$ 167,944.00	6/19/2015	03/01/15	02/28/18	e-WORLD ENTERPRISE SOLUTIONS, INC.	Application/Software Infrastructure Consulting and Support Services	Monthly review of invoices and/or status of completion of tasks.	Y	G
HMS903	N	\$ 120,189	M	\$ 150,000.00	\$ 29,811.42	10/12/2016	01/01/18	12/31/18	SALVATION ARMY-FAM TREATMENT	HOME-BASED PARENTING & RECOVERY SUPP	Review of monthly invoices and program reports, review of annual compiled reports, site visits	Y	S
HMS903	N	\$ 151,189	M	\$ 200,000.00	\$ 48,810.61	10/21/2016	01/01/18	12/31/18	HALE KIPA INC	OUTREACH SERVICES FOR HOMELESS YOUTH	Review of monthly invoices and program reports, review of annual compiled reports, site visits	Y	S
HMS903	N	\$ 290,000	M	\$ 290,000.00	\$ -	11/1/2016	01/01/18	12/31/18	INSTITUTE FOR HUMAN SERVICES	EMPL ENHANCEMENT SUPP TANF ELIG FAMILIES	Review of monthly invoices and program reports, review of annual compiled reports, site visits	Y	S
HMS903	N	\$ 261,271	M	\$ 300,000.00	\$ 38,729.34	11/1/2016	01/01/18	12/31/18	CHILD AND FAMILY SERVICE	COMP TRNG, PREG PREV SRVCS AT HALE O ULU	Review of monthly invoices and program reports, review of annual compiled reports, site visits	Y	S
HMS903	N	\$ 135,368	M	\$ 150,000.00	\$ 14,631.95	11/15/2016	07/01/17	06/30/18	DHS-SOCIAL SERVICES DIVISION	HOME VISITING PROGRAM	Review of monthly invoices and program reports, review of annual compiled reports, site visits	Y	S
HMS903	N	\$ 68,279	M	\$ 100,000.00	\$ 31,721.00	11/15/2016	01/01/18	12/31/18	SUSANNAH WESLEY COMM CENTER	HOME-BASED PARENTING & FAM COUNSELING	Review of monthly invoices and program reports, review of annual compiled reports, site visits	Y	S
HMS903	N	\$ 100,000	M	\$ 100,000.00	\$ -	11/17/2016	01/01/18	12/31/18	BIG BROTHERS BIG SISTERS HAWAII	COMMUNITY & SITE-BASED MENTORING PROG	Review of monthly invoices and program reports, review of annual compiled reports, site visits	Y	S
HMS903	N	\$ 67,141	M	\$ 100,000.00	\$ 32,859.23	11/22/2016	01/01/18	12/31/18	YWCA OF OAHU	JOB PREPARATION SERVICES	Review of monthly invoices and program reports, review of annual compiled reports, site visits	Y	S
HMS903	N	\$ 118,892	M	\$ 150,000.00	\$ 31,107.94	11/25/2016	01/01/18	12/31/18	HAWAII FOODBANK INC	FOOD DISTRIBUTION TANF ELIGIBLE FAMILIES	Review of monthly invoices and program reports, review of annual compiled reports, site visits	Y	S
HMS903	N	\$ 82,809	M	\$ 200,000.00	\$ 117,191.15	12/1/2016	06/01/17	05/31/18	HAWAII HOME OWNERSHIP CENTER	FINANCIAL & HOMEOWNERSHIP SERVICES	Review of monthly invoices and program reports, review of annual compiled reports, site visits	Y	S
HMS903	A	\$ 14,850.00	M	\$ 49,500.00	\$ 34,650.00	1/1/2017	01/01/17	12/31/17	Legal Aid Society of Hawaii	Social Security Advocacy Services	Monthly invoice is reviewed monthly by Prog Specialist	Y	S
HMS903	A/N	\$ 320,963.83	M	\$ 1,706,048.00	\$ 1,385,084.17	1/11/2017	02/01/17	01/31/22	Xerox Corporation	To provide an operating lease for multi-function printers with on-site maintenance services	Monthly review of invoices and/or status of completion of tasks.	Y	G

Department of Human Services  
Office of Youth Services  
Active Contracts as of December 1, 2017

Table 14

Prog ID	MOF	Amount	Frequency (M/A/O)	Max Value	Outstanding Balance	Date Executed	From	To	Entity	Contract Description	Explanation of How Contract is Monitored	POS Y/N	Category E/L/P/C/G/S
HMS903	A/N	\$ 2,449,187	M	\$ 3,800,000.00	\$ 1,350,813.00	4/25/2017	07/01/17	06/30/18	GOODWILL INDUSTRIES OF HI	SEE HAWAII WORK PROGRAM (STATEWIDE)	Review of monthly invoices and program reports, review of annual compiled reports, site visits	Y	S
HMS903	A/N	\$ 105,741	M	\$ 630,896.00	\$ 525,155.21	4/28/2017	07/01/17	06/30/18	UNIVERSITY OF HAWAII	BRIDGE-TO-HOPE CAMPUS EMPLOYMENT	Review of monthly invoices and program reports, review of annual compiled reports, site visits	Y	S
HMS903	A/N	\$ -	O	\$ 7,703,360.00	\$ 7,703,360.00	4/28/2017	07/01/17	06/30/18	DEPARTMENT OF EDUCATION	SUBSIDIES FOR A-PLUS AFTERSCHOOL PROG	Review of monthly invoices and program reports, review of annual compiled reports, site visits	Y	S
HMS903	N	\$ -	O	\$ 1,587,500.00	\$ 1,587,500.00	5/10/2017	09/01/17	02/28/18	UNIVERSITY OF HAWAII	FTW MOTIVATIONAL INTERVIEWING TRAINING	Review of monthly invoices and program reports, review of annual compiled reports, site visits	Y	S
HMS903	A/N	\$ 223,202.29	M	\$ 5,400,000.00	\$ 5,176,797.71	5/11/2017	10/01/16	09/30/23	FIS	EBT Services	Services are monitored on a daily basis. Bi-monthly calls are arranged between the State and EBT vendor to discuss any outstanding issues.	Y	G
HMS903	A	\$ 12,376	M	\$ 26,400.00	\$ 14,023.88	5/15/2017	07/01/17	06/30/18	UNIVERSITY OF HAWAII	VOCATIONAL TRNG FOR FTW (KAPIOLANI CC)	Review of monthly invoices and program reports, review of annual compiled reports, site visits	Y	S
HMS903	N	\$ -	O	\$ 2,978,500.00	\$ 2,978,500.00	5/24/2017	10/01/17	09/30/18	PARENTS IN DEVELOPMENT FNDTN	FAMILY LITERACY SERVICES AT FAM ASSMT CTR	Review of monthly invoices and program reports, review of annual compiled reports, site visits	Y	S
HMS903	A	\$ 12,376	M	\$ 212,488.00	\$ 200,111.88	5/26/2017	07/01/17	06/30/18	UNIVERSITY OF HAWAII	VOCATIONAL TRNG FOR FTW (LEEWARD CC)	Review of monthly invoices and program reports, review of annual compiled reports, site visits	Y	S
HMS903	A	\$ 375,000	O	\$ 725,001.00	\$ 350,001.00	6/8/2017	07/01/17	06/30/18	DEPARTMENT OF LABOR	JOB DEVELOPMENT SERVICES FOR FTW	Review of monthly invoices and program reports, review of annual compiled reports, site visits	Y	S
HMS903	A	\$ -	M	\$ 110,000.00	\$ 110,000.00	6/8/2017	07/01/17	06/30/18	LEGAL AID SOCIETY OF HAWAII	DV LEGAL SERVICES FOR TANF FAMILIES	Review of monthly invoices and program reports, review of annual compiled reports, site visits	Y	S
HMS903	A	\$ 2,333	O	\$ 48,576.00	\$ 46,243.28	6/22/2017	07/01/17	06/30/18	DEPARTMENT OF EDUCATION	ADULT BASIC EDUCATION	Review of monthly invoices and program reports, review of annual compiled reports, site visits	Y	S
HMS903	A	\$ 671,541	O	\$ 1,583,093.00	\$ 911,552.00	6/28/2017	07/01/17	06/30/18	CITY & COUNTY OF HONOLULU	HO'ALA PRE-EMPLOYMENT TRAINING SRVC	Review of monthly invoices and program reports, review of annual compiled reports, site visits	Y	S

Department of Human Services  
Office of Youth Services  
Active Contracts as of December 1, 2017

Table 14

Prog ID	MOF	Amount	Frequency (M/A/O)	Max Value	Outstanding Balance	Date Executed	From	To	Entity	Contract Description	Explanation of How Contract is Monitored	POS Y/N	Category E/L/P/C/G/S
HMS903	A/N	\$ 217,014	M	\$ 760,682.00	\$ 543,668.44	6/30/2017	07/01/17	06/30/18	CHILD AND FAMILY SERVICE	DV ADVOCACY SERVICES (EXCLUDING KAUAI)	Review of monthly invoices and program reports, review of annual compiled reports, site visits	Y	S
HMS903	A	\$ -	M	\$ 49,318.00	\$ 49,318.00	6/30/2017	07/01/17	06/30/18	YWCA OF KAUAI	DV ADVOCACY SERVICES (KAUAI ONLY)	Review of monthly invoices and program reports, review of annual compiled reports, site visits	Y	S
HMS903	A	\$ -	O	\$ 132,000.00	\$ 132,000.00	7/3/2017	07/01/17	06/30/18	DEPARTMENT OF LABOR	LEGAL ADVOCACCY, OUTREACH & REFERRAL	Review of monthly invoices and program reports, review of annual compiled reports, site visits	Y	S
HMS903	A/N	\$ 81,600	M	\$ 245,000.00	\$ 163,400.00	8/22/2017	09/01/17	08/31/18	Change & Innovation Agency, L.L.C.	Cloud-based Enterprise Workload Manager Solution	Review of monthly invoices.	Y	S
HMS903	N	\$ -	M	\$ 100,000.00	\$ 100,000.00	10/24/2017	01/01/18	12/31/18	KOKUA KALIHI VALLEY COMP FAM	POS YTH DEV, FAMILY STRGTH, JOB PREP	Review of monthly invoices and program reports, review of annual compiled reports, site visits	Y	S
HMS903	N	\$ 82,076	M	\$ 100,000.00	\$ 17,923.81	10/26/2017	01/01/18	12/31/18	NANAKULI HOUSING CORP	ASST TANF ELIG FAMILIES W/ HOMEOWNERSHIP	Review of monthly invoices and program reports, review of annual compiled reports, site visits	Y	S
HMS903	N	\$ -	M	\$ 290,000.00	\$ 290,000.00	10/31/2017	01/01/18	12/31/18	HELPING HANDS HAWAII	EMERGENCY FIN ASST, HSHLD GOODS, FIN LIT	Review of monthly invoices and program reports, review of annual compiled reports, site visits	Y	S
HMS903	N	\$ -	M	\$ 300,000.00	\$ 300,000.00	10/31/2017	01/01/18	12/31/18	BOYS & GIRLS CLUB OF HAWAII	TEEN PREG PREVENTION PROG-KAUAI YOUTH	Review of monthly invoices and program reports, review of annual compiled reports, site visits	Y	S
HMS903	N	\$ -	M	\$ 100,000.00	\$ 100,000.00	11/13/2017	01/01/18	12/31/18	ALU LIKE INC	FINANCIAL LITERACY TANF ELIGIBLE FAMILIES	Review of monthly invoices and program reports, review of annual compiled reports, site visits	Y	S
HMS903	N	\$ -	M	\$ 200,000.00	\$ 200,000.00	11/13/2017	01/01/18	12/31/18	GOODWILL INDUSTRIES OF HI	YOUTH DEV PROG FOR OAHU AT-RISK YOUTH	Review of monthly invoices and program reports, review of annual compiled reports, site visits	Y	S
HMS903	N	\$ -	M	\$ 100,000.00	\$ 100,000.00	11/13/2017	01/01/18	12/31/18	HONOLULU COMM ACTION PROGRAM	POS AFTER-SCHOOL. PROG FOR AT-RISK YOUTH	Review of monthly invoices and program reports, review of annual compiled reports, site visits	Y	S
HMS903	N	\$ -	O	\$ 3,020,000.00	\$ 3,020,000.00	11/13/2017	01/01/18	12/31/18	YWCA OF KAUAI	MENTORING & POS YOUTH DEV ON KAUAI	Review of monthly invoices and program reports, review of annual compiled reports, site visits	Y	S
HMS903	N	\$ -	M	\$ 200,000.00	\$ 200,000.00	11/15/2017	12/01/17	11/01/18	PARENTS AND CHILDREN TOGETHER	MIKIALA (WHILE THEY WAIT) PROGRAM	Review of monthly invoices and program reports, review of annual compiled reports, site visits	Y	S



Department of Humans Services  
Capital Improvements Program (CIP) Requests

<u>Prog ID</u>	<u>Prog ID</u> <u>Priority</u>	<u>*Dept- Wide</u> <u>Priority</u>	<u>Senate</u> <u>District</u>	<u>Rep.</u> <u>District</u>	<u>Project Title</u>	<u>MOE</u>	<u>FY18 \$\$\$</u>	<u>FY19 \$\$\$</u>
HMS 503	1	1	24	049	HAWAII YOUTH CORRECTIONAL FACILITY, CAMPUS IMPROVEMENTS, PLANNING, OAHU	C	N/A	\$ 100,000
HMS 503	3	2	24	049	HAWAII YOUTH CORRECTIONAL FACILITY, OBSERVATION & ASSESSMENT COTTAGE, PERIMETER FENCE, OAHU	C	N/A	\$ 200,000
HMS 220	1	1	00	000	LUMP SUM PUBLIC HOUSING DEVELOPMENT, IMPROVEMENTS, AND RENOVATIONS, STATEWIDE	C	N/A	\$ 29,000,000
HMS 220	3	2	13	000	MAYOR WRIGHT HOMES ON-SITE INFRASTRUCTURE IMPROVEMENTS, OAHU	C	N/A	\$ 4,500,000
* Attached Agencies, OYS (HMS 503) and HPHA (HMS 220) prioritized their respective CIP projects.								

Department of Human Services  
CIP Lapses

Table 16

<u>Prog ID</u>	<u>Act/Year of Appropriation</u>	<u>Project Title</u>	<u>MOF</u>	<u>Lapse Amount</u> <u>\$\$\$\$</u>	<u>Reason</u>
		NONE			

Department of Human Services  
 Program ID Sub-Organizations

Table 17

<u>Program ID</u>	<u>Sub-Org Code</u>	<u>Name</u>	<u>Objective</u>
HMS 211	PA	Cash Support for Families - Self-Sufficiency - Temporary Assistance for Needy Families (TANF)	To provide financial support to families with children through direct monetary payments for food, clothing, shelter and other essentials until the family expands their capacity for self-sufficiency or until minor children attain the age of majority.
HMS 211	PC	Cash Support for Families - Self-Sufficiency - Temporary Assistance to Other Needy Families (TAONF)	To provide financial support to families with children containing at least one non-U.S. citizen member through direct monetary payments for food, clothing, shelter and other essentials until the family expands their capacity for self-sufficiency or until minor children attain the age of majority.

Department of Human Services  
Organization Changes

Table 18

<u>Year of Change</u> FY18/FY19	<u>Description of Change</u>
	Refer to separate electronic file for organization changes



Department of Human Services  
FY17 Appropriation Status

Table A

Act/YR	ProgID	Seq No.	Description	Comments	MOF	FY17 Appropriation			Amount used as of June 30, 2017			Comments
						Perm Pos.	Temp Pos.	Amount	Perm Pos.	Temp Pos.	Amount	
124/2016	HMS220	100001	SUPPLEMENTAL REQUEST: ADD FUNDS FOR STATE FAMILY AND ELDERLY FACILITIES' OPERATIONS, DEFERRED MAINTENANCE, AND REPAIR (HMS 220/RH).	LEGISLATURE CONCURS.  DETAIL OF GOVERNOR'S REQUEST: HAWAII PUBLIC HOUSING AUTHORITY'S STATE HOUSING (3,000,000)  \$3,000,000 NON-RECURRING.	A	0.00	0	\$ 3,000,000	0	0	2,850,000	Restriction \$150,000 (5%) was not allotted to program. Funds were spent on operations expenses to assist the two housing programs stay solvent.
124/2016	HMS222	2000001	LEGISLATIVE ADJUSTMENT: ADD (1) POSITION FOR THE STATE RENT SUPPLEMENT PROGRAM (HMS222/RA).	DETAIL OF LEGISLATIVE ADJUSTMENT: (1) PUBLIC HOUSING SPECIALIST II (56,202)  SEE HMS222 SEQ. NO. 2001-001 AND 2001-002.  SEE PROVISO IN HB1700 CD1 SECTION 19.1.	A	1.00	0	\$ -	1.00	1.00	6,833	Recruitment took some time. One full-time employee was hired in March 2017.
124/2016	HMS224	105001	SUPPLEMENTAL REQUEST: ADD (2) POSITIONS AND FUNDS FOR HOMELESS SERVICES EXPANSION (HMS224/HS).	LEGISLATURE DOES NOT CONCUR.  ADD 24,095 (FULL YEAR FUNDING) FOR EACH SALARY FOR (2) PROGRAM SPECIALIST IV.  DETAIL OF ADJUSTED GOVERNOR'S REQUEST: (2) PROGRAM SPECIALIST IV SR22C (#97001K, #97002K; 49,890 EACH) JANITORIAL (178) OFFICE SUPPLIES (667) POSTAGE (266) TELEPHONE (823) MILEAGE (78) RENTAL OF EQUIPMENT (889) REPAIR AND MAINTENANCE - MACHINERY AND EQUIPMENT (1,334) REPAIR AND MAINTENANCE - OFFICE FURNITURE AND EQUIPMENT (111) OTHER CURRENT EXPENSES (4,500)  \$4,500 NON-RECURRING.	A	2.00	0	\$ 108,626	2.00		27,663	Position #97001K hired and started on 1/23/2017 and Position #97002K hired and started on 6/19/2017.
124/2016	HMS224	3000001	LEGISLATIVE ADJUSTMENT: ADD FUNDS FOR HOMELESS PROGRAMS AND SERVICES (HMS224/HS).	DETAIL OF LEGISLATIVE ADJUSTMENT: HOMELESS PROGRAMS (12,000,000)  \$12,000,000 NON-RECURRING.  SEE PROVISO IN HB1700 CD1 SECTION 20.1.	A	0.00	0	\$ 12,000,000			2,471,228	Appropriation will be spent. Contract spans FY17 and FY18.

Department of Human Services  
FY17 Appropriation Status

Table A

Act/YR	ProgID	Seq No.	Description	Comments	MOF	FY17 Appropriation			Amount used as of June 30, 2017			Comments
						Perm Pos.	Temp Pos.	Amount	Perm Pos.	Temp Pos.	Amount	
124/2016	HMS236	100001	SUPPLEMENTAL REQUEST: ADD FUNDS FOR RELOCATION OF KAUAI SECTION ADMINISTRATION AND OFFICES (HMS236/LC).	LEGISLATURE CONCURS.  DETAIL OF GOVERNOR'S REQUEST: MODULAR FURNITURE (114,000A/86,000N) MOVERS (13,680A/10,320N) TRAVEL EXPENSES FOR NETWORK STAFF (4,560A/3,440N) JANITORIAL EXPENSES (15,390A/11,610N) REPAIR AND MAINTENANCE FOR CURRENT LEASED SITES (8,550A/6,450N) TELEPHONE (2,850A/2,150N) EMPLOYEE LOCKERS (3,990A/3,010N)  \$286,000 NON-RECURRING.	A	0.00	0	\$ 163,020			163,020	
124/2016	HMS301	101001	SUPPLEMENTAL REQUEST: ADD FUNDS FOR RELOCATION OF CHILD PROTECTIVE SERVICES' KAPAA OFFICE TO STATE OFFICE BUILDING (HMS301/SA).	LEGISLATURE CONCURS.  DETAIL OF GOVERNOR'S REQUEST: MOVING COSTS (4,000) (9) CUBICLE MODULAR FURNITURE SETS (8,000 EACH)  \$76,000 NON-RECURRING.	A	0.00	0	\$ 76,000			20,000	Move pending labor, materials, reconfigure work stations, and moving expenses pending.
124/2016	HMS302	100001	SUPPLEMENTAL REQUEST: ADD (1) POSITION AND FUNDS FOR PRESCHOOL OPEN DOORS PROGRAM ADMINISTRATION (HMS302/DA).	LEGISLATURE CONCURS.  DETAIL OF GOVERNOR'S REQUEST: (1) SOCIAL WORKER V SR24 (#97905K; 0.55A/0.45N; 15,721A/12,862N) OFFICE SUPPLIES (185A/384N) OTHER SUPPLIES (123A/277N) POSTAGE (199A/282N) TELEPHONE (267A/324N) PRINTING (37A/270N) MILEAGE/PARKING (227A/334N) TRAVEL INTRA-STATE (14A/467N) MISCELLANEOUS COSTS-TRAINING/ CONFERENCE, INFORMATION TECHNOLOGY SYSTEM MODIFICATIONS (50,000A) SUPPLEMENTAL FUNDING FOR PROGRAM ELIGIBILITY DETERMINATION AND ISSUANCE OF PAYMENTS TO FAMILIES (132,000A) FRINGE BENEFITS (6,688N)  6-MONTH DELAY IN HIRE.	A	0.55	0	\$ 198,773	0.55	-	198,773	Program specialist hired in February 2017 to oversee Preschool Open Doors program and contract administration and additional funding spent toward the Preschool Open Doors contract.
124/2016	HMS305	100001	SUPPLEMENTAL REQUEST: ADD FUNDS FOR PRESCHOOL OPEN DOORS PROGRAM (HMS305/PK).	LEGISLATURE DOES NOT CONCUR.  ADD 4,000,000 IN GENERAL FUNDS FOR PRESCHOOL OPEN DOORS.  DETAIL OF ADJUSTED GOVERNOR'S REQUEST: CHILD CARE PAYMENTS (10,000,000)	A	0.00	0	\$ 10,000,000			9,158,958	\$841,042 was not spent, as the Preschool Open Doors program did not have sufficient eligible children or a waiting list of eligible families to fully expend the FY 2017 funds.

Department of Human Services  
FY17 Appropriation Status

Table A

Act/YR	ProgID	Seq No.	Description	Comments	MOF	FY17 Appropriation			Amount used as of June 30, 2017			Comments
						Perm Pos.	Temp Pos.	Amount	Perm Pos.	Temp Pos.	Amount	
124/2016	HMS501	100001	SUPPLEMENTAL REQUEST: ADD FUNDS FOR RESOURCES FOR ENRICHMENT, ATHLETICS, CULTURE, AND HEALTH PROGRAM (HMS501/YA).	LEGISLATURE DOES NOT CONCUR.  DESIGNATE AS NON-RECURRING.  DETAIL ADJUSTED OF GOVERNOR'S REQUEST: RESOURCES FOR ENRICHMENT, ATHLETICS, CULTURE, AND HEALTH PROGRAM (250,000)  \$250,000 NON-RECURRING.	A	0.00	0	\$ 250,000			250,000	Transferred to DOE by journal voucher JG0104 dated 8/17/2016.
124/2016	HMS601	100001	SUPPLEMENTAL REQUEST: ADD FUNDS FOR RELOCATION OF KAUAI ADULT PROTECTIVE SERVICES OFFICE TO THE LIHUE COURTHOUSE (HMS601/TA).	LEGISLATURE CONCURS.  DETAIL OF GOVERNOR'S REQUEST: (7) MODULAR FURNITURE CUBICLE SETS (8,000 EACH) MOVING COST (4,000)  \$60,000 NON-RECURRING.	A	0.00	0	\$ 60,000			\$40,426	moving expenses into building pending
124/2016	HMS802	100001	SUPPLEMENTAL REQUEST: ADD (0.50) POSITION AND FUNDS FOR VOCATIONAL REHABILITATION (HMS802/GA).	LEGISLATURE CONCURS.  DETAIL OF GOVERNOR'S REQUEST: (0.5) VOCATIONAL REHABILITATION SPECIALIST III SR20 (#32649; 0.16A/0.34N; 10,112A/21,487N) FRINGE BENEFITS (11,173N)	A	0.16	0	\$ 10,112	x		10,112	Position has been converted to FTE 1.0 and is filled.
124/2016	HMS802	4000001	LEGISLATIVE ADJUSTMENT: ADD FUNDS AS A GRANT PURSUANT TO CHAPTER 42F, HAWAII REVISED STATUTES, TO GUIDE DOGS OF HAWAII.	NON-RECURRING.	A	0.00	0	\$ 300,000		x	200,000	Grant in Aid - \$300,000 encumbered, \$200,000 expended to date.
124/2016	HMS903	100001	SUPPLEMENTAL REQUEST: ADD FUNDS FOR MEDICAL ASSESSMENT SERVICES (HMS903/FA).	LEGISLATURE DOES NOT CONCUR.  REDUCE 500,000 GENERAL FUNDS FOR MEDICAL ASSESSMENT SERVICES.  DETAIL OF ADJUSTED GOVERNOR'S REQUEST: MEDICAL ASSESSMENT CONTRACT FUNDS (500,000)	A	0.00	0	\$ 500,000			500,000	
124/2016	HMS903	102001	SUPPLEMENTAL REQUEST: ADD FUNDS FOR A-PLUS PROGRAM FEE SUBSIDIES FOR EMPLOYED LOW-INCOME FAMILIES (HMS903/FA).	LEGISLATURE CONCURS.  DETAIL OF GOVERNOR'S REQUEST: A-PLUS PROGRAM FEE SUBSIDIES (770,000)	A	0.00	0	\$ 770,000			-	The purpose of the additional funds was to cover the A-Plus (A+) Program fee increase, ensuring TANF eligible families continue to enroll their children in the A-Plus (A+) Program. However, the number of students that received A+ Program fee subsidies still declined. Between SY 2015-2016 and 2016-2017, we saw a change of -0.3% in the number of A+ subsidies. There was a change of -0.9% in the number of student enrollments in grades K - 6 for the same school years. The declining number of A+ subsidies appear comparable to the declining student enrollment.

Department of Human Services  
FY17 Appropriation Status

Table A

Act/YR	ProgID	Seq No.	Description	Comments	MOF	FY17 Appropriation			Amount used as of June 30, 2017			Comments
						Perm Pos.	Temp Pos.	Amount	Perm Pos.	Temp Pos.	Amount	
124/2016	HMS904	101001	SUPPLEMENTAL REQUEST: ADD (3) TEMPORARY POSITIONS AND FUNDS FOR GOVERNOR'S HOMELESSNESS SPECIAL PROJECT (HMS904/AA).	LEGISLATURE CONCURS.  DETAIL OF GOVERNOR'S REQUEST: (1) TEMPORARY HOMELESS COMMUNITY DEVELOPMENT SPECIALIST SR24 (#96580K; 70,000) (1) TEMPORARY HOMELESS SPECIAL ASSISTANT SR24 (#96581K; 80,000) (1) TEMPORARY HOMELESS ASSISTANT (#96582K; 50,000) PERSONAL SERVICES FOR ADMINISTRATIVE ASSISTANT ON HOMELESSNESS SR24 (#94701K; 20,000) (5) PHONE LINE (360 EACH) TRAVEL (4,000) OFFICE SUPPLIES (200) MISCELLANEOUS (9,000)	A	0.00	0	\$ 235,000		3.00	235,000	
124/2016	HMS904	104001	SUPPLEMENTAL REQUEST: ADD (1) POSITION AND FUNDS FOR ADMINISTRATIVE APPEALS OFFICE (HMS904/AA).	LEGISLATURE CONCURS.  DETAIL OF GOVERNOR'S REQUEST: (1) GENERAL PROFESSIONAL V SR24 (#97704K; 0.80A/0.20N; 22,094A/5,524N) (1) STANDARD PERSONAL COMPUTER PACKAGE (1,980A/495N) (1) CHAIR, EXECUTIVE (152A/38N) (1) DESK/WORKSTATION (339A/85N) (1) FILE CABINET, 4 DRAWER (179A/45N) (1) BOOKCASE, 4 SHELF (102A/26N) (1) SIDE CHAIR (80A/20N) FRINGE BENEFITS (5,744N)  6-MONTH DELAY IN HIRE.  \$3,541 NON-RECURRING.	A	0.80	0	\$ 24,927		0.80	18,253	The position was filled in FY 2017.
124/2016	HMS904	1100001	LEGISLATIVE ADJUSTMENT: ADD FUNDS FOR VACATION PAYOUT FOR DEPARTMENT OF HUMAN SERVICES (HMS904/AA).	DETAIL OF LEGISLATIVE ADJUSTMENT: VACATION PAYOUT (1,041,568)	A	0.00	0	\$ 1,041,568			141,451	The Department of Budget and Finance restricted the funds. Only \$141,451 was released to the department.

Department of Human Services  
FY18 Appropriation Status

Table A

Act/YR	ProgID	Seq No.	Description	Comments	MOF	FY18 Appropriation			Amount used as of November 30			Comments
						Perm Pos.	Temp Pos.	Amount	Perm Pos.	Temp Pos.	Amount	
49/2017	HMS220	100001	EXECUTIVE REQUEST: ADD FUNDS FOR OPERATION OF STATE FAMILY AND ELDERLY HOUSING FACILITY (HMS220/RH).	LEGISLATURE CONCURS.  DETAIL OF GOVERNOR'S REQUEST: STATE HOUSING SUBSIDY (2,100,000)  \$2,100,000 NON-RECURRING.	A	0.00	0.00	\$ 2,100,000	0.00	0.00	\$ 1,155,315	\$1,898,986 was allotted net of 9% restriction and reserve. Funds have been spent on operations expenses to assist the two housing programs.
49/2017	HMS224	100001	EXECUTIVE REQUEST: ADD FUNDS FOR HOUSING FIRST PROGRAM (HMS224/HS).	LEGISLATURE DOES NOT CONCUR.  REDUCE \$3,000,000 IN GENERAL FUNDS IN FY19.  DETAIL OF ADJUSTED GOVERNOR'S REQUEST: HOUSING FIRST PROGRAM (FY18: 3,000,000)	A	0.00	0.00	\$ 3,000,000	0.00	0.00	\$ -	Appropriation will be spent. Contracts will be executed late FY18.
49/2017	HMS224	101001	EXECUTIVE REQUEST: ADD FUNDS FOR HOMELESS OUTREACH (HMS224/HS).	LEGISLATURE DOES NOT CONCUR.  REDUCE \$1,500,000 IN GENERAL FUNDS IN FY19.  DETAIL OF ADJUSTED GOVERNOR'S REQUEST: HOMELESS OUTREACH SERVICES (FY18: 1,500,000)	A	0.00	0.00	\$ 1,500,000	0.00	0.00		Appropriation will be spent. Contracts will be executed late FY18.
49/2017	HMS224	102001	EXECUTIVE REQUEST: ADD FUNDS FOR RAPID RE-HOUSING PROGRAM (HMS224/HS).	LEGISLATURE DOES NOT CONCUR.  ADD \$500,000 IN GENERAL FUNDS IN FY18 AND REDUCE \$2,500,000 IN GENERAL FUNDS IN FY19.  DETAIL OF ADJUSTED GOVERNOR'S REQUEST: RAPID RE-HOUSING SERVICES (FY18: 3,000,000)	A	0.00	0.00	\$ 3,000,000	0.00	0.00		Appropriation will be spent. Contracts will be executed late FY18.
49/2017	HMS224	151001	EXECUTIVE REQUEST: ADD FUNDS FOR LEGAL SERVICES FOR HOMELESS PERSONS (HMS224/HS).	LEGISLATURE DOES NOT CONCUR.  SEE SECTION 15, HB100 HD1 SD1 CD1, 2017.  REDUCE \$250,000 IN FY18 AND \$500,000 IN FY19 IN GENERAL FUNDS.  DETAIL OF ADJUSTED GOVERNOR'S REQUEST: SERVICES - FEE BASIS, CIVIL LEGAL SERVICES (FY18: 250,000)	A	0.00	0.00	\$ 250,000	0.00	0.00		Appropriation will be spent. Contracts will be executed late FY18.

Department of Human Services  
FY18 Appropriation Status

Table A

Act/YR	ProgID	Seq No.	Description	Comments	MOF	FY18 Appropriation			Amount used as of November 30			Comments
						Perm Pos.	Temp Pos.	Amount	Perm Pos.	Temp Pos.	Amount	
49/2017	HMS301	101001	EXECUTIVE REQUEST: ADD FUNDS FOR SERVICES FOR CHILD VICTIMS OF SEX TRAFFICKING (HMS301/SA).	LEGISLATURE CONCURS.  DETAIL OF GOVERNOR'S REQUEST: COUNSELING AND SUPPORTIVE SERVICES (150,000A/50,000N) CASE MANAGEMENT AND REFERRAL TO EXISTING COMMUNITY SERVICES (112,500A/37,500N) SPECIALIZED TRAINING FOR CHILD WELFARE SERVICES WORKERS (37,500A/12,500N)	A	0.00	0.00	\$ 300,000	0.00	0.00	84,000	Contract period ends June 30, 2018
49/2017	HMS302	101001	EXECUTIVE REQUEST: ADD FUNDS FOR FULL-YEAR FUNDING FOR (1) PERMANENT POSITION FOR PRESCHOOL OPEN DOORS PROGRAM ADMINISTRATION (HMS302/DA).	LEGISLATURE CONCURS.  DETAIL OF GOVERNOR'S REQUEST: PERSONAL SERVICES FOR (1) PERMANENT SOCIAL WORKER V (#97905K; 15,722A/12,863N) FRINGE BENEFITS (7,718N)	A	0.00	0.00	\$ 15,722	0.00	0.00	15,722	Program specialist hired in February 2017 to oversee Preschool Open Doors program and contract administration
49/2017	HMS501	101001	EXECUTIVE REQUEST: ADD FUNDS FOR JUVENILE JUSTICE AND DELINQUENCY PREVENTION (JJD) (HMS501/YA).	LEGISLATURE DOES NOT CONCUR.  ADD \$240,000 IN GENERAL FUNDS IN FY18.  DETAIL OF ADJUSTED GOVERNOR'S REQUEST: JUVENILE JUSTICE AND DELINQUENCY PREVENTION PROGRAMS (FY18: 240,000)	A	0.00	0.00	\$ 240,000	0.00	0.00	88,683	Two contracts encumbered, one for \$39,887 and the other for \$48,796.
49/2017	HMS903	101001	EXECUTIVE REQUEST: ADD FUNDS FOR (3) TEMPORARY POSITIONS AND FUNDS FOR NEW BENEFITS, EMPLOYMENT, AND SUPPORT SERVICES ELIGIBILITY SYSTEM (HMS903/FA).	LEGISLATURE CONCURS.  DETAIL OF GOVERNOR'S REQUEST: PERSONAL SERVICES FOR (1) TEMP ELIGIBILITY SYSTEM PROJECT MANAGER (#121063; 10,064A/9,404N) PERSONAL SERVICES FOR (1) TEMP ELIGIBILITY SYSTEM BUSINESS ANALYST (#121176; 9,550A/8,470N) PERSONAL SERVICES FOR (1) TEMP ELIGIBILITY SYSTEM BUSINESS ANALYST (#121177; 9,550A/8,470N) FRINGE BENEFITS (15,806N)	A	0.00	0.00	\$ 29,164	0.00	0.00	12,152	This was to make up for a shortfall for the personnel costs of these positions. The balance should be expended by the end of FY18.

Department of Human Services  
FY18 Appropriation Status

Table A

Act/YR	ProgID	Seq No.	Description	Comments	MOF	FY18 Appropriation			Amount used as of November 30			Comments
						Perm Pos.	Temp Pos.	Amount	Perm Pos.	Temp Pos.	Amount	
49/2017	HMS904	101001	EXECUTIVE REQUEST: ADD FUNDS FOR (3) TEMPORARY POSITIONS AND FUNDS FOR DEPARTMENTAL PROGRAM POLICY INTEGRATION (HMS904/AA).	LEGISLATURE DOES NOT CONCUR.  ADD \$258,340 IN FY18 AND \$310,008 IN FY19 IN GENERAL FUNDS.  DETAIL OF ADJUSTED GOVERNOR'S REQUEST: PERSONAL SERVICES FOR (1) TEMP POLICY DIRECTOR (#122080; FY18: 75,000; FY19: 90,000) PERSONAL SERVICES FOR (1) TEMP COMMUNICATIONS/PROJECT DEVELOPMENT DIRECTOR (#122086; FY18: 87,500; FY19: 105,000) PERSONAL SERVICES FOR (1) TEMP SPECIAL ASSISTANT (#122085; FY18: 95,840; FY19: 115,008)	A	0.00	0.00	\$ 258,340	0.00	3.00	98,879	Position numbers 122086 and 122085 are filled. Position number 122080 was vacant during this period and is currently going through the recruitment process.
49/2017	HMS904	103001	EXECUTIVE REQUEST: ADD FUNDS FOR SECURITY AND PRIVACY COMPLIANCE SERVICES CONTRACTS (HMS904/AA).	LEGISLATURE CONCURS.  DETAIL OF GOVERNOR'S REQUEST: OTHER SERVICES ON A FEE BASIS (FY18: 15,102A/217,468N; FY19: 151,020A/314,121N)	A	0.00	0.00	\$ 15,102	0.00	0.00	0	Executed a contract with 22nd Century Technologies, Inc.( TCTI) in October 2017 for IT services which include security positions. Contractor has been sending resumes, no one has yet been selected. DHS will pay when services are rendered.
49/2017	HMS904	106001	EXECUTIVE REQUEST: ADD FUNDS FOR FULL-YEAR FUNDING FOR (1) PERMANENT POSITION FOR ADMINISTRATIVE APPEALS OFFICE (HMS904/AA).	LEGISLATURE CONCURS.  DETAIL OF GOVERNOR'S REQUEST: PERSONAL SERVICES FOR (1) PERM GENERAL PROFESSIONAL V (#97704K; 22,094A; 5,524N) FRINGE BENEFITS (6,628N)	A	0.00	0.00	\$ 22,094	0.80	0.00	26,544	Filled

Department of Human Services  
Overpayments as of November 30, 2017

Table B

Position Title	Date of Over-payment	Gross Amount Overpaid	Amount Recovered	Balance	Category				Reason for Overpayment	Referred to Attorney General	Department policy to recover overpayments
					Employed Occurred > 2 Years	Employed Occurred < 2 Years	Not Employed Occurred > 2 Years	Not Employed Occurred < 2 Years			
OFFICE ASSISTANT III	02/01/16-11/15/16	\$ 2,840.50	\$ 2,840.50	\$ -					Placed on wrong step		Finished 11/20/17
SOCIAL WORKER V	12/01-15/16	\$ 1,405.00	\$ 1,188.88	\$ 216.12				216.12	TRF TO PSD, FAILED TO DELETE		Finished 12/20/17
ELIGIBILITY WORKER III	2014	\$ 4,620.86	\$ 2,433.77	\$ 2,187.09			2187.09		LWOP/COB		Retiree will start paying \$100.00 a month again.
YOUTH CORR OFFCR	2014	\$ 2,278.86	\$ 296.55	\$ 1,982.31				1982.31	XCL MIL LWOP	REFERRED	Overpayment forwarded to Attorney General.
ELIGIBILITY WORKER III	4/2016-8/2016	\$ 1,138.47		\$ 1,138.47				1138.47	LWOP	REFERRED	Overpayment forwarded to Attorney General.



Department of Human Services  
Incentive and Service Awards for FY16-18

Table C

<u>Position Title</u>	<u>Date of Award</u>	<u>Incentive Award Amount</u>	<u>Reason for Award</u>	<u>How many times has this person received this award?</u>	<u>Department policy/standards for giving awards</u>
Building Maint Helper	10/6/2017	\$55	10	once	DHS Policy 4.3.0
Program Spec V	10/6/2017	\$55	10	once	DHS Policy 4.3.0
SSSS Spec III	10/6/2017	\$55	10	once	DHS Policy 4.3.0
YCO	10/6/2017	\$55	10	once	DHS Policy 4.3.0
EW III	10/6/2017	\$55	10	once	DHS Policy 4.3.0
Secretary III	10/6/2017	\$55	10	once	DHS Policy 4.3.0
Painter I	10/6/2017	\$55	10	once	DHS Policy 4.3.0
SSA IV	10/6/2017	\$55	10	once	DHS Policy 4.3.0
Secretary I	10/6/2017	\$55	10	once	DHS Policy 4.3.0
OA III	10/6/2017	\$55	10	once	DHS Policy 4.3.0
OA III	10/6/2017	\$55	10	once	DHS Policy 4.3.0
Secretary I	10/6/2017	\$55	10	once	DHS Policy 4.3.0
EW III	10/6/2017	\$55	10	once	DHS Policy 4.3.0
BMW I	10/6/2017	\$55	10	once	DHS Policy 4.3.0
Program Spec IV	10/6/2017	\$55	10	once	DHS Policy 4.3.0
EW III	10/6/2017	\$55	10	once	DHS Policy 4.3.0
Secretary I	10/6/2017	\$55	10	once	DHS Policy 4.3.0
BMW II	10/6/2017	\$55	10	once	DHS Policy 4.3.0
Hlth Care Svcs Branch A	10/6/2017	\$55	10	once	DHS Policy 4.3.0
EW III	10/6/2017	\$55	10	once	DHS Policy 4.3.0
Elig Prog Spec IV	10/6/2017	\$55	10	once	DHS Policy 4.3.0
Rehab Teacher for Blind	10/6/2017	\$55	10	once	DHS Policy 4.3.0
Secretary I	10/6/2017	\$55	10	once	DHS Policy 4.3.0
Voc Rehab Spec III	10/6/2017	\$55	10	once	DHS Policy 4.3.0
RN IV	10/6/2017	\$55	10	once	DHS Policy 4.3.0
Secretary III	10/6/2017	\$55	10	once	DHS Policy 4.3.0
YCO	10/6/2017	\$55	10	once	DHS Policy 4.3.0
CAPSS	10/6/2017	\$55	10	once	DHS Policy 4.3.0
SSSS Spec III	10/6/2017	\$55	10	once	DHS Policy 4.3.0

Department of Human Services  
Incentive and Service Awards for FY16-18

Table C

<u>Position Title</u>	<u>Award</u>	<u>Amount</u>	<u>Reason for Award</u>	<u>person received this award?</u>	<u>awards</u>
Auditor IV	10/6/2017	\$55	10	once	DHS Policy 4.3.0
BMW I	10/6/2017	\$55	10	once	DHS Policy 4.3.0
General Laborer I	10/6/2017	\$55	10	once	DHS Policy 4.3.0
Secretary I	10/6/2017	\$55	10	once	DHS Policy 4.3.0
YCO	10/6/2017	\$55	10	once	DHS Policy 4.3.0
EW III	10/6/2017	\$55	10	once	DHS Policy 4.3.0
EW IV	10/6/2017	\$55	10	once	DHS Policy 4.3.0
Voc Rehab Spec V	10/6/2017	\$55	10	once	DHS Policy 4.3.0
BMW I	10/6/2017	\$55	10	once	DHS Policy 4.3.0
CAPSS	10/6/2017	\$55	10	once	DHS Policy 4.3.0
Secretary IV	10/6/2017	\$55	10	once	DHS Policy 4.3.0
General Laborer I	10/6/2017	\$55	10	once	DHS Policy 4.3.0
CAPSS	10/6/2017	\$55	10	once	DHS Policy 4.3.0
OA IV	10/6/2017	\$55	10	once	DHS Policy 4.3.0
BMW I	10/6/2017	\$55	10	once	DHS Policy 4.3.0
HSP II	10/6/2017	\$55	10	once	DHS Policy 4.3.0
SSSS Spec III	10/6/2017	\$55	10	once	DHS Policy 4.3.0
EW III	10/6/2017	\$55	10	once	DHS Policy 4.3.0
Secretary I	10/6/2017	\$55	10	once	DHS Policy 4.3.0
SSA III	10/6/2017	\$55	10	once	DHS Policy 4.3.0
EW III	10/6/2017	\$55	10	once	DHS Policy 4.3.0
EW III	10/6/2017	\$55	10	once	DHS Policy 4.3.0
Voc Rehab Spec I	10/6/2017	\$55	10	once	DHS Policy 4.3.0
HSP III	10/6/2017	\$55	10	once	DHS Policy 4.3.0
CAPSS	10/6/2017	\$55	10	once	DHS Policy 4.3.0
SW III	10/6/2017	\$55	10	once	DHS Policy 4.3.0
RN IV	10/6/2017	\$55	10	once	DHS Policy 4.3.0
EW V	10/6/2017	\$55	10	once	DHS Policy 4.3.0
OA IV	10/6/2017	\$55	10	once	DHS Policy 4.3.0
HR Spec V	10/6/2017	\$55	10	once	DHS Policy 4.3.0
Secretary I	10/6/2017	\$55	10	once	DHS Policy 4.3.0

Department of Human Services  
Incentive and Service Awards for FY16-18

Table C

<u>Position Title</u>	<u>Award</u>	<u>Amount</u>	<u>Reason for Award</u>	<u>person received this award?</u>	<u>awards</u>
Account Clerk II	10/6/2017	\$55	10	once	DHS Policy 4.3.0
EW III	10/6/2017	\$55	10	once	DHS Policy 4.3.0
Secretary I	10/6/2017	\$65	20	once	DHS Policy 4.3.0
SSA III	10/6/2017	\$65	20	once	DHS Policy 4.3.0
EW III	10/6/2017	\$65	20	once	DHS Policy 4.3.0
Staff Services Asst I	10/6/2017	\$65	20	once	DHS Policy 4.3.0
SSA III	10/6/2017	\$65	20	once	DHS Policy 4.3.0
Account Clerk IV	10/6/2017	\$65	20	once	DHS Policy 4.3.0
OA III	10/6/2017	\$65	20	once	DHS Policy 4.3.0
Account Clerk II	10/6/2017	\$65	20	once	DHS Policy 4.3.0
OA IV	10/6/2017	\$65	20	once	DHS Policy 4.3.0
HSP III	10/6/2017	\$65	20	once	DHS Policy 4.3.0
EW III	10/6/2017	\$65	20	once	DHS Policy 4.3.0
EPS IV	10/6/2017	\$65	20	once	DHS Policy 4.3.0
Secretary I	10/6/2017	\$65	20	once	DHS Policy 4.3.0
YCO	10/6/2017	\$65	20	once	DHS Policy 4.3.0
EW III	10/6/2017	\$65	20	once	DHS Policy 4.3.0
YCO	10/6/2017	\$65	20	once	DHS Policy 4.3.0
CAPSS	10/6/2017	\$65	20	once	DHS Policy 4.3.0
Social Worker V	10/6/2017	\$65	20	once	DHS Policy 4.3.0
EW III	10/6/2017	\$65	20	once	DHS Policy 4.3.0
OA III	10/6/2017	\$65	20	once	DHS Policy 4.3.0
HSP III	10/6/2017	\$65	20	once	DHS Policy 4.3.0
CAPSS	10/6/2017	\$65	20	once	DHS Policy 4.3.0
CAPSS	10/6/2017	\$65	20	once	DHS Policy 4.3.0
OA III	10/6/2017	\$65	20	once	DHS Policy 4.3.0
Prog Spec & Tenant Svc	10/6/2017	\$65	20	once	DHS Policy 4.3.0
Stores Clerk II	10/6/2017	\$65	20	once	DHS Policy 4.3.0
EW IV	10/6/2017	\$65	20	once	DHS Policy 4.3.0
CAPS Supvr I	10/6/2017	\$65	20	once	DHS Policy 4.3.0
EW III	10/6/2017	\$65	20	once	DHS Policy 4.3.0

Department of Human Services  
Incentive and Service Awards for FY16-18

Table C

<u>Position Title</u>	<u>Award</u>	<u>Amount</u>	<u>Reason for Award</u>	<u>person received this award?</u>	<u>awards</u>
CAPS Supvr I	10/6/2017	\$65	20	once	DHS Policy 4.3.0
EW III	10/6/2017	\$65	20	once	DHS Policy 4.3.0
EW III	10/6/2017	\$65	20	once	DHS Policy 4.3.0
Social Worker III	10/6/2017	\$65	20	once	DHS Policy 4.3.0
Voc Rehab Mgr II	10/6/2017	\$65	20	once	DHS Policy 4.3.0
OA III	10/6/2017	\$75	30	once	DHS Policy 4.3.0
Executive Director	10/6/2017	\$75	30	once	DHS Policy 4.3.0
BMW I	10/6/2017	\$75	30	once	DHS Policy 4.3.0
EW IV	10/6/2017	\$75	30	once	DHS Policy 4.3.0
BMW I	10/6/2017	\$75	30	once	DHS Policy 4.3.0
YCS	10/6/2017	\$75	30	once	DHS Policy 4.3.0
Cook III	10/6/2017	\$75	30	once	DHS Policy 4.3.0
CAPS Supvr II	10/6/2017	\$75	30	once	DHS Policy 4.3.0
EW V	10/6/2017	\$75	30	once	DHS Policy 4.3.0
Elig Prog Spec IV	10/6/2017	\$75	30	once	DHS Policy 4.3.0
EW III	10/6/2017	\$75	30	once	DHS Policy 4.3.0
IT Specialist	10/6/2017	\$75	30	once	DHS Policy 4.3.0
Inst Facilities Supt I	10/6/2017	\$75	30	once	DHS Policy 4.3.0
EW III	10/6/2017	\$75	30	once	DHS Policy 4.3.0
Computer Operator II	10/6/2017	\$75	30	once	DHS Policy 4.3.0
EW III	10/6/2017	\$75	30	once	DHS Policy 4.3.0
Painter I	10/6/2017	\$75	30	once	DHS Policy 4.3.0
Voc Rehab Spec IV	10/6/2017	\$75	30	once	DHS Policy 4.3.0
SSSS Spec III	10/6/2017	\$75	30	once	DHS Policy 4.3.0
Computer Operator I	10/6/2017	\$75	30	once	DHS Policy 4.3.0
SSSS Supvr II	10/6/2017	\$75	30	once	DHS Policy 4.3.0
CAPS Supvr I	10/6/2017	\$75	30	once	DHS Policy 4.3.0
Social Worker V	10/6/2017	\$75	30	once	DHS Policy 4.3.0
EW V	10/6/2017	\$75	30	once	DHS Policy 4.3.0
Accountant IV	10/6/2017	\$75	30	once	DHS Policy 4.3.0
Pub Housing Supvr V	10/6/2017	\$75	30	once	DHS Policy 4.3.0

Department of Human Services  
Incentive and Service Awards for FY16-18

Table C

<u>Position Title</u>	<u>Award</u>	<u>Amount</u>	<u>Reason for Award</u>	<u>person received this award?</u>	<u>awards</u>
Secretary I	10/6/2017	\$75	30	once	DHS Policy 4.3.0
Social Worker VI	10/6/2017	\$85	40	once	DHS Policy 4.3.0
Social Services Mgr I	10/6/2017	\$85	40	once	DHS Policy 4.3.0
Program Specialist VI	10/6/2017	\$300	Manager of the Year	once	DHS Policy 4.3.0
OA IV	10/6/2017	\$100	Sustained Superior Performance	once	DHS Policy 4.3.0
OA IV	10/6/2017	\$100	Sustained Superior Performance	once	DHS Policy 4.3.0
Research Statistician V	10/6/2017	\$100	Sustained Superior Performance	once	DHS Policy 4.3.0
BMW I	10/6/2017	\$100	Sustained Superior Performance	once	DHS Policy 4.3.0
Voc Rehab Spec III	10/6/2017	\$100	Sustained Superior Performance	once	DHS Policy 4.3.0
CAPS Supvr I	10/6/2017	\$100 + \$200	Sustained Superior Performance + Employee of the Year	once	DHS Policy 4.3.0
OA III	10/6/2017	\$100	Sustained Superior Performance	once	DHS Policy 4.3.0
SSSS Spec V	10/6/2017	\$16.66	Team of the Year	once	DHS Policy 4.3.0
Voc Rehab Asst Admin	10/6/2017	\$16.66	Team of the Year	once	DHS Policy 4.3.0
CAPSS	10/6/2017	\$16.66	Team of the Year	once	DHS Policy 4.3.0
Prog & Budget Analysis Mgr I	10/6/2017	\$16.66	Team of the Year	once	DHS Policy 4.3.0
Voc Rehab Mgr I	10/6/2017	\$16.66	Team of the Year	once	DHS Policy 4.3.0
CAPS Supv I	10/6/2017	\$16.66	Team of the Year	once	DHS Policy 4.3.0
CAPS Supv I	10/6/2017	\$16.66	Team of the Year	once	DHS Policy 4.3.0
Medical Assist Prog Ofcr	10/6/2017	\$16.66	Team of the Year	once	DHS Policy 4.3.0
Planner V	10/6/2017	\$16.66	Team of the Year	once	DHS Policy 4.3.0

Department of Human Services  
Incentive and Service Awards for FY16-18

Table C

<u>Position Title</u>	<u>Award</u>	<u>Amount</u>	<u>Reason for Award</u>	<u>person received this award?</u>	<u>awards</u>
Community/Pjct Dev Dir	10/6/2017	\$16.66	Team of the Year	once	DHS Policy 4.3.0
Med-Quest Asst Admr	10/6/2017	\$16.66	Team of the Year	once	DHS Policy 4.3.0
CAPS Supvr II	10/6/2017	\$16.66	Team of the Year	once	DHS Policy 4.3.0
Public Info Officer	10/6/2017	\$16.66	Team of the Year	once	DHS Policy 4.3.0
SSSS Supvr III	10/6/2017	\$16.66	Team of the Year	once	DHS Policy 4.3.0
CAPS Supvr I	10/6/2017	\$16.66	Team of the Year	once	DHS Policy 4.3.0
Policy & Program Spec	10/6/2017	\$16.66	Team of the Year	once	DHS Policy 4.3.0
Chld & Yuth Prog Spec V	10/6/2017	\$16.66	Team of the Year	once	DHS Policy 4.3.0
SSSS Supvr III	10/6/2017	\$16.66	Team of the Year	once	DHS Policy 4.3.0
Voc Rehab Spec IV	11/4/2016	\$55	10	once	DHS Policy 4.3.0
HSP IV	11/4/2016	\$55	10	once	DHS Policy 4.3.0
BMW I	11/4/2016	\$55	10	once	DHS Policy 4.3.0
EW I	11/4/2016	\$55	10	once	DHS Policy 4.3.0
EW IV	11/4/2016	\$55	10	once	DHS Policy 4.3.0
Pre Audit Clerk II	11/4/2016	\$55	10	once	DHS Policy 4.3.0
Secretary II	11/4/2016	\$55	10	once	DHS Policy 4.3.0
Investigator IV	11/4/2016	\$55	10	once	DHS Policy 4.3.0
HSP IV	11/4/2016	\$55	10	once	DHS Policy 4.3.0
SSSS Spec III	11/4/2016	\$55	10	once	DHS Policy 4.3.0
General Laborer I	11/4/2016	\$55	10	once	DHS Policy 4.3.0
SSA III	11/4/2016	\$55	10	once	DHS Policy 4.3.0
Voc Rehab Spec III	11/4/2016	\$55	10	once	DHS Policy 4.3.0
EW III	11/4/2016	\$55	10	once	DHS Policy 4.3.0
Disability Claims Spec IV	11/4/2016	\$55	10	once	DHS Policy 4.3.0
OA III	11/4/2016	\$55	10	once	DHS Policy 4.3.0
Secretary I	11/4/2016	\$55	10	once	DHS Policy 4.3.0
Secretary I	11/4/2016	\$55	10	once	DHS Policy 4.3.0

Department of Human Services  
Incentive and Service Awards for FY16-18

Table C

<u>Position Title</u>	<u>Award</u>	<u>Amount</u>	<u>Reason for Award</u>	<u>person received this award?</u>	<u>awards</u>
YCO	11/4/2016	\$55	10	once	DHS Policy 4.3.0
EW II	11/4/2016	\$55	10	once	DHS Policy 4.3.0
Engineer VI	11/4/2016	\$55	10	once	DHS Policy 4.3.0
PHS II	11/4/2016	\$55	10	once	DHS Policy 4.3.0
SSA III	11/4/2016	\$55	10	once	DHS Policy 4.3.0
HR Spec V	11/4/2016	\$55	10	once	DHS Policy 4.3.0
Voc Rehab Spec III	11/4/2016	\$55	10	once	DHS Policy 4.3.0
OA IV	11/4/2016	\$55	10	once	DHS Policy 4.3.0
CAPS Spec	11/4/2016	\$55	10	once	DHS Policy 4.3.0
General Laborer I	11/4/2016	\$55	10	once	DHS Policy 4.3.0
EW III	11/4/2016	\$55	10	once	DHS Policy 4.3.0
CAPS Spec	11/4/2016	\$55	10	once	DHS Policy 4.3.0
EW III	11/4/2016	\$55	10	once	DHS Policy 4.3.0
General Laborer II	11/4/2016	\$55	10	once	DHS Policy 4.3.0
CAPS Spec	11/4/2016	\$55	10	once	DHS Policy 4.3.0
SSA III	11/4/2016	\$55	10	once	DHS Policy 4.3.0
OA IV	11/4/2016	\$55	10	once	DHS Policy 4.3.0
YCO	11/4/2016	\$55	10	once	DHS Policy 4.3.0
SSA IV	11/4/2016	\$55	10	once	DHS Policy 4.3.0
YCO	11/4/2016	\$55	10	once	DHS Policy 4.3.0
BMW II	11/4/2016	\$55	10	once	DHS Policy 4.3.0
EW II	11/4/2016	\$55	10	once	DHS Policy 4.3.0
EW III	11/4/2016	\$55	10	once	DHS Policy 4.3.0
PHS IV	11/4/2016	\$55	10	once	DHS Policy 4.3.0
YCS	11/4/2016	\$55	10	once	DHS Policy 4.3.0
Building Maint Helper	11/4/2016	\$55	10	once	DHS Policy 4.3.0
EW V	11/4/2016	\$55	10	once	DHS Policy 4.3.0
HSP III	11/4/2016	\$55	10	once	DHS Policy 4.3.0
Voc Rehab Spec V	11/4/2016	\$55	10	once	DHS Policy 4.3.0
PHS V	11/4/2016	\$55	10	once	DHS Policy 4.3.0
HSP III	11/4/2016	\$55	10	once	DHS Policy 4.3.0

Department of Human Services  
Incentive and Service Awards for FY16-18

Table C

<u>Position Title</u>	<u>Award</u>	<u>Amount</u>	<u>Reason for Award</u>	<u>person received this award?</u>	<u>awards</u>
Contracts Spec	11/4/2016	\$55	10	once	DHS Policy 4.3.0
EW III	11/4/2016	\$55	10	once	DHS Policy 4.3.0
SSA IV	11/4/2016	\$55	10	once	DHS Policy 4.3.0
EW II	11/4/2016	\$55	10	once	DHS Policy 4.3.0
CAPS Spec	11/4/2016	\$55	10	once	DHS Policy 4.3.0
Secretary I	11/4/2016	\$55	10	once	DHS Policy 4.3.0
General Laborer li	11/4/2016	\$55	10	once	DHS Policy 4.3.0
Social Worker V	11/4/2016	\$55	10	once	DHS Policy 4.3.0
OA III	11/4/2016	\$55	10	once	DHS Policy 4.3.0
HSP III	11/4/2016	\$55	10	once	DHS Policy 4.3.0
Secretary II	11/4/2016	\$55	10	once	DHS Policy 4.3.0
Building Maint Helper	11/4/2016	\$55	10	once	DHS Policy 4.3.0
EW III	11/4/2016	\$55	10	once	DHS Policy 4.3.0
EW V	11/4/2016	\$55	10	once	DHS Policy 4.3.0
IT Specialist	11/4/2016	\$55	10	once	DHS Policy 4.3.0
OA IV	11/4/2016	\$55	10	once	DHS Policy 4.3.0
Investigator V	11/4/2016	\$65	20	once	DHS Policy 4.3.0
YCO	11/4/2016	\$65	20	once	DHS Policy 4.3.0
Chld & Yuth Prog Spec V	11/4/2016	\$65	20	once	DHS Policy 4.3.0
Social Worker III	11/4/2016	\$65	20	once	DHS Policy 4.3.0
EW III	11/4/2016	\$65	20	once	DHS Policy 4.3.0
EW III	11/4/2016	\$65	20	once	DHS Policy 4.3.0
SSSS Spec III	11/4/2016	\$65	20	once	DHS Policy 4.3.0
Social Worker III	11/4/2016	\$65	20	once	DHS Policy 4.3.0
EW III	11/4/2016	\$65	20	once	DHS Policy 4.3.0
EW III	11/4/2016	\$65	20	once	DHS Policy 4.3.0
OA IV	11/4/2016	\$65	20	once	DHS Policy 4.3.0
Disability Claims Spec III	11/4/2016	\$65	20	once	DHS Policy 4.3.0
EW III	11/4/2016	\$65	20	once	DHS Policy 4.3.0
CAPS Supvr I	11/4/2016	\$65	20	once	DHS Policy 4.3.0
Prog Spec & Tenant Svc	11/4/2016	\$65	20	once	DHS Policy 4.3.0



Department of Human Services  
Incentive and Service Awards for FY16-18

Table C

<u>Position Title</u>	<u>Award</u>	<u>Amount</u>	<u>Reason for Award</u>	<u>person received this award?</u>	<u>awards</u>
Pub Welf Adm Appls Prg	11/4/2016	\$65	20	once	DHS Policy 4.3.0
Secretary I	11/4/2016	\$65	20	once	DHS Policy 4.3.0
CAPS Supvr II	11/4/2016	\$65	20	once	DHS Policy 4.3.0
EW III	11/4/2016	\$65	20	once	DHS Policy 4.3.0
SSSS Spec III	11/4/2016	\$65	20	once	DHS Policy 4.3.0
CAPS Supvr I	11/4/2016	\$65	20	once	DHS Policy 4.3.0
SSA III	11/4/2016	\$65	20	once	DHS Policy 4.3.0
RN V	11/4/2016	\$65	20	once	DHS Policy 4.3.0
SSSS Supvr III	11/4/2016	\$65	20	once	DHS Policy 4.3.0
HSP III	11/4/2016	\$75	30	once	DHS Policy 4.3.0
Secretary I	11/4/2016	\$75	30	once	DHS Policy 4.3.0
Social Worker IV	11/4/2016	\$75	30	once	DHS Policy 4.3.0
IT Specialist	11/4/2016	\$75	30	once	DHS Policy 4.3.0
OA IV	11/4/2016	\$75	30	once	DHS Policy 4.3.0
EW V	11/4/2016	\$75	30	once	DHS Policy 4.3.0
CAPS Supvr II	11/4/2016	\$75	30	once	DHS Policy 4.3.0
Accountant IV	11/4/2016	\$75	30	once	DHS Policy 4.3.0
EW IV	11/4/2016	\$75	30	once	DHS Policy 4.3.0
Foster Grandparent Pro	11/4/2016	\$75	30	once	DHS Policy 4.3.0
EW III	11/4/2016	\$75	30	once	DHS Policy 4.3.0
Elig Syst Bus Analyst	11/4/2016	\$75	30	once	DHS Policy 4.3.0
SSSS Spec IV	11/4/2016	\$75	30	once	DHS Policy 4.3.0
General Laborer II	11/4/2016	\$75	30	once	DHS Policy 4.3.0
PHS II	11/4/2016	\$75	30	once	DHS Policy 4.3.0
EW IV	11/4/2016	\$75	30	once	DHS Policy 4.3.0
PHS I	11/4/2016	\$75	30	once	DHS Policy 4.3.0
Investigator V	11/4/2016	\$75	30	once	DHS Policy 4.3.0
EW V	11/4/2016	\$75	30	once	DHS Policy 4.3.0
CAPS Supvr II	11/4/2016	\$75	30	once	DHS Policy 4.3.0
EW III	11/4/2016	\$75	30	once	DHS Policy 4.3.0
EW V	11/4/2016	\$85	40	once	DHS Policy 4.3.0

Department of Human Services  
Incentive and Service Awards for FY16-18

Table C

<u>Position Title</u>	<u>Award</u>	<u>Amount</u>	<u>Reason for Award</u>	<u>person received this award?</u>	<u>awards</u>
IT Specialist	11/4/2016	\$85	40	once	DHS Policy 4.3.0
Secretary III	11/4/2016	\$85	40	once	DHS Policy 4.3.0
PHS V	11/4/2016	\$85	40	once	DHS Policy 4.3.0
Secretary III	11/4/2016	\$85	40	once	DHS Policy 4.3.0
OA IV	11/4/2016	\$85	40	once	DHS Policy 4.3.0
Social Worker IV	11/4/2016	\$85	40	once	DHS Policy 4.3.0
CAPS Supvr II	11/4/2016	\$85	40	once	DHS Policy 4.3.0
Building Maint Supvr I	11/4/2016	\$85	40	once	DHS Policy 4.3.0
CAPS Spec	11/4/2016	\$85	40	once	DHS Policy 4.3.0
Youth Facility Admin	11/4/2016	\$300	Manager of the Year	once	DHS Policy 4.3.0
OA IV	11/4/2016	\$100	Sustained Superior Performance	once	DHS Policy 4.3.0
Plumber I	11/4/2016	\$100 + \$200	Sustained Superior Performance + Employee of the Year	once	DHS Policy 4.3.0
Secretary I	11/4/2016	\$100	Sustained Superior Performance	once	DHS Policy 4.3.0
Maintenance Supvr	11/4/2016	\$100	Sustained Superior Performance	once	DHS Policy 4.3.0
OAIU Supervisor	11/4/2016	\$100	Sustained Superior Performance	once	DHS Policy 4.3.0
HR Specialist V	11/4/2016	\$100	Sustained Superior Performance	once	DHS Policy 4.3.0
Multi-Skilled Worker Pilot Program	11/4/2016	\$8.57	Team of the Year	once	DHS Policy 4.3.0
Multi-Skilled Worker Pilot Program	11/4/2016	\$8.57	Team of the Year	once	DHS Policy 4.3.0
Multi-Skilled Worker Pilot Program	11/4/2016	\$8.57	Team of the Year	once	DHS Policy 4.3.0
Multi-Skilled Worker Pilot Program	11/4/2016	\$8.57	Team of the Year	once	DHS Policy 4.3.0

Department of Human Services  
Incentive and Service Awards for FY16-18

Table C

<u>Position Title</u>	<u>Award</u>	<u>Amount</u>	<u>Reason for Award</u>	<u>person received this award?</u>	<u>awards</u>
Multi-Skilled Worker Pilot Program	11/4/2016	\$8.57	Team of the Year	once	DHS Policy 4.3.0
Multi-Skilled Worker Pilot Program	11/4/2016	\$8.57	Team of the Year	once	DHS Policy 4.3.0
Multi-Skilled Worker Pilot Program	11/4/2016	\$8.57	Team of the Year	once	DHS Policy 4.3.0
Multi-Skilled Worker Pilot Program	11/4/2016	\$8.57	Team of the Year	once	DHS Policy 4.3.0
Multi-Skilled Worker Pilot Program	11/4/2016	\$8.57	Team of the Year	once	DHS Policy 4.3.0
Multi-Skilled Worker Pilot Program	11/4/2016	\$8.57	Team of the Year	once	DHS Policy 4.3.0
Multi-Skilled Worker Pilot Program	11/4/2016	\$8.57	Team of the Year	once	DHS Policy 4.3.0
Multi-Skilled Worker Pilot Program	11/4/2016	\$8.57	Team of the Year	once	DHS Policy 4.3.0
Multi-Skilled Worker Pilot Program	11/4/2016	\$8.57	Team of the Year	once	DHS Policy 4.3.0
Multi-Skilled Worker Pilot Program	11/4/2016	\$8.57	Team of the Year	once	DHS Policy 4.3.0
Multi-Skilled Worker Pilot Program	11/4/2016	\$8.57	Team of the Year	once	DHS Policy 4.3.0
Multi-Skilled Worker Pilot Program	11/4/2016	\$8.57	Team of the Year	once	DHS Policy 4.3.0
Multi-Skilled Worker Pilot Program	11/4/2016	\$8.57	Team of the Year	once	DHS Policy 4.3.0
Multi-Skilled Worker Pilot Program	11/4/2016	\$8.57	Team of the Year	once	DHS Policy 4.3.0
Multi-Skilled Worker Pilot Program	11/4/2016	\$8.57	Team of the Year	once	DHS Policy 4.3.0
Multi-Skilled Worker Pilot Program	11/4/2016	\$8.57	Team of the Year	once	DHS Policy 4.3.0

Department of Human Services  
Incentive and Service Awards for FY16-18

Table C

<u>Position Title</u>	<u>Award</u>	<u>Amount</u>	<u>Reason for Award</u>	<u>person received this award?</u>	<u>awards</u>
Multi-Skilled Worker Pilot Program	11/4/2016	\$8.57	Team of the Year	once	DHS Policy 4.3.0
Multi-Skilled Worker Pilot Program	11/4/2016	\$8.57	Team of the Year	once	DHS Policy 4.3.0
Multi-Skilled Worker Pilot Program	11/4/2016	\$8.57	Team of the Year	once	DHS Policy 4.3.0
Multi-Skilled Worker Pilot Program	11/4/2016	\$8.57	Team of the Year	once	DHS Policy 4.3.0
Multi-Skilled Worker Pilot Program	11/4/2016	\$8.57	Team of the Year	once	DHS Policy 4.3.0
Multi-Skilled Worker Pilot Program	11/4/2016	\$8.57	Team of the Year	once	DHS Policy 4.3.0
Multi-Skilled Worker Pilot Program	11/4/2016	\$8.57	Team of the Year	once	DHS Policy 4.3.0
Multi-Skilled Worker Pilot Program	11/4/2016	\$8.57	Team of the Year	once	DHS Policy 4.3.0
Multi-Skilled Worker Pilot Program	11/4/2016	\$8.57	Team of the Year	once	DHS Policy 4.3.0
Multi-Skilled Worker Pilot Program	11/4/2016	\$8.57	Team of the Year	once	DHS Policy 4.3.0
Multi-Skilled Worker Pilot Program	11/4/2016	\$8.57	Team of the Year	once	DHS Policy 4.3.0
Multi-Skilled Worker Pilot Program	11/4/2016	\$8.57	Team of the Year	once	DHS Policy 4.3.0
Multi-Skilled Worker Pilot Program	11/4/2016	\$8.57	Team of the Year	once	DHS Policy 4.3.0
Multi-Skilled Worker Pilot Program	11/4/2016	\$8.57	Team of the Year	once	DHS Policy 4.3.0
Multi-Skilled Worker Pilot Program	11/4/2016	\$8.57	Team of the Year	once	DHS Policy 4.3.0
Multi-Skilled Worker Pilot Program	11/4/2016	\$8.57	Team of the Year	once	DHS Policy 4.3.0

Department of Human Services  
Incentive and Service Awards for FY16-18

Table C

<u>Position Title</u>	<u>Award</u>	<u>Amount</u>	<u>Reason for Award</u>	<u>person received this award?</u>	<u>awards</u>
Multi-Skilled Worker Pilot Program	11/4/2016	\$8.57	Team of the Year	once	DHS Policy 4.3.0
EW III	9/4/2015	\$55	10	once	DHS Policy 4.3.0
EW III	9/4/2015	\$55	10	once	DHS Policy 4.3.0
OA III	9/4/2015	\$55	10	once	DHS Policy 4.3.0
EW III	9/4/2015	\$55	10	once	DHS Policy 4.3.0
SSSS Spec III	9/4/2015	\$55	10	once	DHS Policy 4.3.0
SSSS Spec V	9/4/2015	\$55	10	once	DHS Policy 4.3.0
EW III	9/4/2015	\$55	10	once	DHS Policy 4.3.0
SSA IV	9/4/2015	\$55	10	once	DHS Policy 4.3.0
EW III	9/4/2015	\$55	10	once	DHS Policy 4.3.0
Social Worker III	9/4/2015	\$55	10	once	DHS Policy 4.3.0
OA III	9/4/2015	\$55	10	once	DHS Policy 4.3.0
SSSS Spec IV	9/4/2015	\$55	10	once	DHS Policy 4.3.0
EW V	9/4/2015	\$55	10	once	DHS Policy 4.3.0
EW III	9/4/2015	\$55	10	once	DHS Policy 4.3.0
Secretary I	9/4/2015	\$55	10	once	DHS Policy 4.3.0
HSP III	9/4/2015	\$55	10	once	DHS Policy 4.3.0
EW III	9/4/2015	\$55	10	once	DHS Policy 4.3.0
EW II	9/4/2015	\$55	10	once	DHS Policy 4.3.0
OA IV	9/4/2015	\$55	10	once	DHS Policy 4.3.0
EW IV	9/4/2015	\$55	10	once	DHS Policy 4.3.0
Secretary II	9/4/2015	\$55	10	once	DHS Policy 4.3.0
Secretary I	9/4/2015	\$55	10	once	DHS Policy 4.3.0
Disability Claims Spec III	9/4/2015	\$55	10	once	DHS Policy 4.3.0
OA III	9/4/2015	\$55	10	once	DHS Policy 4.3.0
Voc Rehab Spec III	9/4/2015	\$55	10	once	DHS Policy 4.3.0
Public Housing Spec II	9/4/2015	\$55	10	once	DHS Policy 4.3.0
HR Specialist IV	9/4/2015	\$55	10	once	DHS Policy 4.3.0
General Laborer I	9/4/2015	\$55	10	once	DHS Policy 4.3.0
Chief Financial Mgmt Adv	9/4/2015	\$55	10	once	DHS Policy 4.3.0
Resident Svcs Prgm Spec	9/4/2015	\$55	10	once	DHS Policy 4.3.0

Department of Human Services  
Incentive and Service Awards for FY16-18

Table C

<u>Position Title</u>	<u>Award</u>	<u>Amount</u>	<u>Reason for Award</u>	<u>person received this award?</u>	<u>awards</u>
BMW I	9/4/2015	\$55	10	once	DHS Policy 4.3.0
Account Clerk III	9/4/2015	\$55	10	once	DHS Policy 4.3.0
Health Info Tech Analyst	9/4/2015	\$55	10	once	DHS Policy 4.3.0
Secretary I	9/4/2015	\$55	10	once	DHS Policy 4.3.0
EW III	9/4/2015	\$55	10	once	DHS Policy 4.3.0
EW III	9/4/2015	\$55	10	once	DHS Policy 4.3.0
EW II	9/4/2015	\$55	10	once	DHS Policy 4.3.0
EW III	9/4/2015	\$55	10	once	DHS Policy 4.3.0
EW III	9/4/2015	\$55	10	once	DHS Policy 4.3.0
IT Specialist	9/4/2015	\$55	10	once	DHS Policy 4.3.0
IT Specialist	9/4/2015	\$55	10	once	DHS Policy 4.3.0
IT Specialist	9/4/2015	\$55	10	once	DHS Policy 4.3.0
Chld & Yuth Prog Spec V	9/4/2015	\$55	10	once	DHS Policy 4.3.0
OA III	9/4/2015	\$55	10	once	DHS Policy 4.3.0
YCO	9/4/2015	\$55	10	once	DHS Policy 4.3.0
YCO	9/4/2015	\$55	10	once	DHS Policy 4.3.0
YCO	9/4/2015	\$55	10	once	DHS Policy 4.3.0
BMW II	9/4/2015	\$55	10	once	DHS Policy 4.3.0
YCO	9/4/2015	\$55	10	once	DHS Policy 4.3.0
YCO	9/4/2015	\$55	10	once	DHS Policy 4.3.0
CAPS Spec	9/4/2015	\$55	10	once	DHS Policy 4.3.0
CAPS Spec	9/4/2015	\$55	10	once	DHS Policy 4.3.0
Secretary I	9/4/2015	\$55	10	once	DHS Policy 4.3.0
SSA III	9/4/2015	\$55	10	once	DHS Policy 4.3.0
SSA III	9/4/2015	\$55	10	once	DHS Policy 4.3.0
SSA III	9/4/2015	\$55	10	once	DHS Policy 4.3.0
SSA IV	9/4/2015	\$55	10	once	DHS Policy 4.3.0
SSA IV	9/4/2015	\$55	10	once	DHS Policy 4.3.0
Systems Prog Mgr	9/4/2015	\$55	10	once	DHS Policy 4.3.0
SSA IV	9/4/2015	\$55	10	once	DHS Policy 4.3.0
Secretary I	9/4/2015	\$55	10	once	DHS Policy 4.3.0
SSA IV	9/4/2015	\$55	10	once	DHS Policy 4.3.0
Secretary I	9/4/2015	\$55	10	once	DHS Policy 4.3.0

Department of Human Services  
Incentive and Service Awards for FY16-18

Table C

<u>Position Title</u>	<u>Award</u>	<u>Amount</u>	<u>Reason for Award</u>	<u>person received this award?</u>	<u>awards</u>
CAPS Supvr I	9/4/2015	\$55	10	once	DHS Policy 4.3.0
SSA III	9/4/2015	\$55	10	once	DHS Policy 4.3.0
Secretary I	9/4/2015	\$55	10	once	DHS Policy 4.3.0
CAPS Spec	9/4/2015	\$55	10	once	DHS Policy 4.3.0
SSA III	9/4/2015	\$55	10	once	DHS Policy 4.3.0
OA III	9/4/2015	\$55	10	once	DHS Policy 4.3.0
CAPS Spec	9/4/2015	\$55	10	once	DHS Policy 4.3.0
CAPS Spec	9/4/2015	\$55	10	once	DHS Policy 4.3.0
Auditor IV	9/4/2015	\$65	20	once	DHS Policy 4.3.0
EW IV	9/4/2015	\$65	20	once	DHS Policy 4.3.0
SSSS Spec III	9/4/2015	\$65	20	once	DHS Policy 4.3.0
SSA IV	9/4/2015	\$65	20	once	DHS Policy 4.3.0
EW IV	9/4/2015	\$65	20	once	DHS Policy 4.3.0
EW III	9/4/2015	\$65	20	once	DHS Policy 4.3.0
EW III	9/4/2015	\$65	20	once	DHS Policy 4.3.0
Program Specialist IV	9/4/2015	\$65	20	once	DHS Policy 4.3.0
EW III	9/4/2015	\$65	20	once	DHS Policy 4.3.0
SSSS Supvr III	9/4/2015	\$65	20	once	DHS Policy 4.3.0
OA III	9/4/2015	\$65	20	once	DHS Policy 4.3.0
EW III	9/4/2015	\$65	20	once	DHS Policy 4.3.0
OA III	9/4/2015	\$65	20	once	DHS Policy 4.3.0
EW V	9/4/2015	\$65	20	once	DHS Policy 4.3.0
EW IV	9/4/2015	\$65	20	once	DHS Policy 4.3.0
SSSS Spec III	9/4/2015	\$65	20	once	DHS Policy 4.3.0
Disability Claims Spec V	9/4/2015	\$65	20	once	DHS Policy 4.3.0
Accountant IV	9/4/2015	\$65	20	once	DHS Policy 4.3.0
Accountant IV	9/4/2015	\$65	20	once	DHS Policy 4.3.0
Pre Audit Clerk I	9/4/2015	\$65	20	once	DHS Policy 4.3.0
BMW I	9/4/2015	\$65	20	once	DHS Policy 4.3.0
Public Housing Supvr V	9/4/2015	\$65	20	once	DHS Policy 4.3.0
Public Housing Spec II	9/4/2015	\$65	20	once	DHS Policy 4.3.0
EW V	9/4/2015	\$65	20	once	DHS Policy 4.3.0
EW V	9/4/2015	\$65	20	once	DHS Policy 4.3.0

Department of Human Services  
Incentive and Service Awards for FY16-18

Table C

<u>Position Title</u>	<u>Award</u>	<u>Amount</u>	<u>Reason for Award</u>	<u>person received this award?</u>	<u>awards</u>
EW IV	9/4/2015	\$65	20	once	DHS Policy 4.3.0
Program Specialist V	9/4/2015	\$65	20	once	DHS Policy 4.3.0
Procure & Supply Spec III	9/4/2015	\$65	20	once	DHS Policy 4.3.0
EW III	9/4/2015	\$65	20	once	DHS Policy 4.3.0
Social Worker IV	9/4/2015	\$65	20	once	DHS Policy 4.3.0
EW III	9/4/2015	\$65	20	once	DHS Policy 4.3.0
EW III	9/4/2015	\$65	20	once	DHS Policy 4.3.0
EW V	9/4/2015	\$65	20	once	DHS Policy 4.3.0
Eligibility Prog Spec V	9/4/2015	\$65	20	once	DHS Policy 4.3.0
EW III	9/4/2015	\$65	20	once	DHS Policy 4.3.0
Admin Asst VI	9/4/2015	\$65	20	once	DHS Policy 4.3.0
YCO	9/4/2015	\$65	20	once	DHS Policy 4.3.0
HR Spec IV	9/4/2015	\$65	20	once	DHS Policy 4.3.0
Public Housing Spec I	9/4/2015	\$65	20	once	DHS Policy 4.3.0
SSA III	9/4/2015	\$65	20	once	DHS Policy 4.3.0
CAPS Supvr I	9/4/2015	\$65	20	once	DHS Policy 4.3.0
Secretary I	9/4/2015	\$65	20	once	DHS Policy 4.3.0
Secretary II	9/4/2015	\$65	20	once	DHS Policy 4.3.0
Secretary I	9/4/2015	\$65	20	once	DHS Policy 4.3.0
CAPS Spec	9/4/2015	\$65	20	once	DHS Policy 4.3.0
SSA IV	9/4/2015	\$65	20	once	DHS Policy 4.3.0
Staff Services Asst I	9/4/2015	\$65	20	once	DHS Policy 4.3.0
CAPS Supvr I	9/4/2015	\$65	20	once	DHS Policy 4.3.0
CAPS Spec	9/4/2015	\$65	20	once	DHS Policy 4.3.0
Social Worker V	9/4/2015	\$75	30	once	DHS Policy 4.3.0
SSSS Spec III	9/4/2015	\$75	30	once	DHS Policy 4.3.0
EW III	9/4/2015	\$75	30	once	DHS Policy 4.3.0
SSSS Supvr II	9/4/2015	\$75	30	once	DHS Policy 4.3.0
OA IV	9/4/2015	\$75	30	once	DHS Policy 4.3.0
EW III	9/4/2015	\$75	30	once	DHS Policy 4.3.0
SSSS Supvr II	9/4/2015	\$75	30	once	DHS Policy 4.3.0
EW V	9/4/2015	\$75	30	once	DHS Policy 4.3.0
Eligibility Prog Spec V	9/4/2015	\$75	30	once	DHS Policy 4.3.0



Department of Human Services  
Incentive and Service Awards for FY16-18

Table C

<u>Position Title</u>	<u>Award</u>	<u>Amount</u>	<u>Reason for Award</u>	<u>person received this award?</u>	<u>awards</u>
IT Support Tech	9/4/2015	\$75	30	once	DHS Policy 4.3.0
Secretary I	9/4/2015	\$75	30	once	DHS Policy 4.3.0
Secretary IV	9/4/2015	\$75	30	once	DHS Policy 4.3.0
Secretary I	9/4/2015	\$75	30	once	DHS Policy 4.3.0
PHS II	9/4/2015	\$75	30	once	DHS Policy 4.3.0
Med-Quest Asst Admr	9/4/2015	\$75	30	once	DHS Policy 4.3.0
Finance Officer	9/4/2015	\$75	30	once	DHS Policy 4.3.0
Asst Admin Info & Comm	9/4/2015	\$75	30	once	DHS Policy 4.3.0
IT Specialist	9/4/2015	\$75	30	once	DHS Policy 4.3.0
HR Asst IV	9/4/2015	\$75	30	once	DHS Policy 4.3.0
HSP III	9/4/2015	\$75	30	once	DHS Policy 4.3.0
Social Services Mgr I	9/4/2015	\$75	30	once	DHS Policy 4.3.0
EW III	9/4/2015	\$75	30	once	DHS Policy 4.3.0
CAPS Spec	9/4/2015	\$75	30	once	DHS Policy 4.3.0
EW V	9/4/2015	\$85	40	once	DHS Policy 4.3.0
EW III	9/4/2015	\$85	40	once	DHS Policy 4.3.0
EW III	9/4/2015	\$85	40	once	DHS Policy 4.3.0
EW V	9/4/2015	\$85	40	once	DHS Policy 4.3.0
SSSS Supvr III	9/4/2015	\$85	40	once	DHS Policy 4.3.0
Gen Constr & Mtnce Supv	9/4/2015	\$85	40	once	DHS Policy 4.3.0
HSP III	9/4/2015	\$85	40	once	DHS Policy 4.3.0
CAPS Supvr I	9/4/2015	\$85	40	once	DHS Policy 4.3.0
Self-Suff/Supp Svcs Mgr	9/4/2015	\$300	Manager of the Year	once	DHS Policy 4.3.0
Secretary III	9/4/2015	\$100	Sustained Superior Performance	once	DHS Policy 4.3.0
BMW II	9/4/2015	\$100	Sustained Superior Performance	once	DHS Policy 4.3.0
Eligibility Prog Spec VI	9/4/2015	\$100	Sustained Superior Performance	once	DHS Policy 4.3.0
CAPS Spec	9/4/2015	\$100 + \$200	Sustained Superior Performance + Employee of the Year	once	DHS Policy 4.3.0

Department of Human Services  
Incentive and Service Awards for FY16-18

Table C

<u>Position Title</u>	<u>Award</u>	<u>Amount</u>	<u>Reason for Award</u>	<u>person received this award?</u>	<u>awards</u>
Investigator IV	9/4/2015	\$100	Sustained Superior Performance	once	DHS Policy 4.3.0
Secretary II	9/4/2015	\$100	Sustained Superior Performance	once	DHS Policy 4.3.0
Secretary III	9/4/2015	\$100	Sustained Superior Performance	once	DHS Policy 4.3.0
EW V	9/4/2015	\$50	Team of the Year	once	DHS Policy 4.3.0
EW V	9/4/2015	\$50	Team of the Year	once	DHS Policy 4.3.0
EW V	9/4/2015	\$50	Team of the Year	once	DHS Policy 4.3.0
EW V	9/4/2015	\$50	Team of the Year	once	DHS Policy 4.3.0
EW V	9/4/2015	\$50	Team of the Year	once	DHS Policy 4.3.0
EW V	9/4/2015	\$50	Team of the Year	once	DHS Policy 4.3.0

**INTERNAL  
COMMUNICATION FORM**

**Suspense**

**DEPARTMENT OF HUMAN SERVICES**

**Subject:** Incentive and Service Awards Program –  
Cash Awards

**Originator:** E. Suma  
586-4984

**To:** SOs and DAs

**From:** DIR

**Date:** 05/16/12

**Memo No. 1**

The Department of Human Resources Development announced on March 29, 2012 that department heads are authorized to issue cash awards for all programs covered under the Incentive and Service Awards Program.

The following award schedule will be applied for the Department of Human Services (DHS) effective with the 2012 award year for the Incentive Performance and Service Awards and effective March 29, 2012 for retirement awards. Cost is borne by each division or staff office, except for the Employee of the Year or Director's Award and the Manager of the Year which are covered by the Director's Office.

Incentive Performance Awards

Sustained Superior Performance Award	\$100
Employee of the Year or Director's Award	\$200
Manager of the Year Award	\$300
Team of the Year Award	\$300 (shared by Team members who are DHS employees)


Service and Retirement Awards

Years of Service	Service Awards (Maximum Cost Limit)	Retirement Awards (Maximum Cost Limit)
10	\$55.00	\$57.50
20	\$65.00	\$70.00
30	\$75.00	\$82.50
40	\$85.00	\$95.00
50	\$95.00	\$145.00

Eligible employees will receive their incremental service awards for the fiscal year July 1, 2011 to June 30, 2012. The Personnel Office will be providing a list of eligible employees to each Division Administrator and Staff Officer.


Employees with at least 10 years of creditable government service with the State and retired on or after March 29, 2012 are eligible for retirement awards.

If you have any other questions regarding these awards, please contact the Personnel Office, Employee Relations and Safety Staff at 586-4980 or by email to [esuma@dhs.hawaii.gov](mailto:esuma@dhs.hawaii.gov) or [jhisatake@dhs.hawaii.gov](mailto:jhisatake@dhs.hawaii.gov).

  
\_\_\_\_\_  
DIR

c: HPHA  
HSCSW

P+P 4.3.0

	<b>STATE OF HAWAII</b> <b>DEPARTMENT OF HUMAN SERVICES</b>	<b>NUMBER</b> 4.3.0 01 of 14
	<b>POLICIES &amp; PROCEDURES</b>	<b>ISSUE/REVISION DATE</b> <b>APR 17 1996</b>

**SUBJECT: INCENTIVE AND SERVICE AWARD PROGRAM OPR: PERSONNEL OFFICE**

**PURPOSE**

To recognize and reward employees for long and faithful government service and for improving government services which is in keeping with the State Incentive and Service Awards System objectives.

**REFERENCES AND DEFINITIONS**

**REFERENCES**

- a. Hawaii Revised Statutes, Chapter 82, Incentive and Service Awards.
- b. State of Hawaii, Department of Human Resources Development (DHRD) formerly known as the Department of Personnel Services (DPS) Policy & Procedures 1.300 Incentive & Service Awards Program; 7/01/84.
- c. Title 14, Administrative Rules, Department of Human Resources Development, Subtitle 1, State of Hawaii Personnel Rules, Chapter 11 Employee Relations.


**2.2 DEFINITIONS**

- a. Length of Service Award -- Honorary award granted to an officer or employee who has accrued at least 10 years of creditable service with the State. Each 10 years of creditable service will entitle an employee to such an award. The honorary award may consist of a certificate, emblem, pin, or other memento as determined by the Director and shall be ordered through an appropriate vendor. Expenditures for incentive and service awards shall be kept to a minimum.

10 years	Certificate & pen; \$35 maximum
20 years	Certificate & pen; \$45 maximum
30 years	Certificate & pen; \$55 maximum
40 years	Certificate & pen; \$65 maximum
50 years	Certificate & pen; \$75 maximum

- b. Retirement Award -- Cash and/or honorary award granted to an officer or employee in recognition of long and faithful service upon retirement, provided he/she has completed at least 10 years of creditable government service with the State. Expenditures for retirement awards should not exceed the amounts listed below:

10 years	\$ 37.50
20 years	50.00
30 years	62.50
40 years	75.00
50 years	125.00

	<b>STATE OF HAWAII</b> <b>DEPARTMENT OF HUMAN SERVICES</b>	<b>NUMBER</b> 4.3.0 01 of 14
	<b>POLICIES &amp; PROCEDURES</b>	<b>ISSUE/REVISION DATE</b> APR 17 1996

**SUBJECT: INCENTIVE AND SERVICE AWARD PROGRAM OPR: PERSONNEL OFFICE**

**1.0 PURPOSE**

To recognize and reward employees for long and faithful government service and for improving government services which is in keeping with the State Incentive and Service Awards System objectives.

**2.0 REFERENCES AND DEFINITIONS**

**2.1 REFERENCES**

- a. Hawaii Revised Statutes, Chapter 82, Incentive and Service Awards.
- b. State of Hawaii, Department of Human Resources Development (DHRD) formerly known as the Department of Personnel Services (DPS) Policy & Procedures 1.300 Incentive & Service Awards Program; 7/01/84.
- c. Title 14, Administrative Rules, Department of Human Resources Development, Subtitle 1, State of Hawaii Personnel Rules, Chapter 11 Employee Relations.


**2.2 DEFINITIONS**

- a. Length of Service Award -- Honorary award granted to an officer or employee who has accrued at least 10 years of creditable service with the State. Each 10 years of creditable service will entitle an employee to such an award. The honorary award may consist of a certificate, emblem, pin, or other memento as determined by the Director and shall be ordered through an appropriate vendor. Expenditures for incentive and service awards shall be kept to a minimum.

10 years	Certificate & pen; \$35 maximum
20 years	Certificate & pen; \$45 maximum
30 years	Certificate & pen; \$55 maximum
40 years	Certificate & pen; \$65 maximum
50 years	Certificate & pen; \$75 maximum

- b. Retirement Award -- Cash and/or honorary award granted to an officer or employee in recognition of long and faithful service upon retirement, provided he/she has completed at least 10 years of creditable government service with the State. Expenditures for retirement awards should not exceed the amounts listed below:

10 years	\$ 37.50
20 years	50.00
30 years	62.50
40 years	75.00
50 years	125.00

	<b>STATE OF HAWAII</b> <b>DEPARTMENT OF HUMAN SERVICES</b>	<b>NUMBER</b> 4.3.0 03 of 14
	<b>POLICIES &amp; PROCEDURES</b>	<b>ISSUE/REVISION DATE</b> APR 17 1996

(5) Departmental Incentive and Service Awards Committee assists in evaluating employee contributions.

(a) The committee's composition and duration of service by individual members shall be at the discretion of the Director.

The committee shall recommend departmental guidelines, procedures, and supplemental instructions with regard to incentive and service awards.

(c) The committee shall acknowledge, investigate and evaluate employee nominations for awards, and other contributions and recommend approval or disapproval by the Director.

(d) The committee will provide supervisors and employees with technical advice and support.


(e) The committee will promote and publicize the program to stimulate employee interest and participation.

e. Awards ceremonies

(1) For service/retirement awards, a gathering of staff initiated by division/staff office administrators may be arranged to recognize officers and employees under their purview who have completed 10, 20, 30, 40 and 50 years of service, and for officers and employees under their purview upon retirement, provided they have completed at least 20 years of creditable government service with the State.

Award ceremonies shall include but not be limited to the presentation of cash and/or honorary awards by the Director or Deputy Director and may range from inter-office coffee hours to luncheons, at the discretion of division/staff office administrators. Such ceremonies shall not entail the expenditure of public funds other than those allotted for the awards.

(2) For incentive awards recipients, a departmental awards program will be organized, developed and implemented to coincide to the time period preceding the Governor's annual awards program. Selections will be announced at the awards ceremony for the departmental Manager of the Year award and Employee of the Year award; departmental selections would then be entered for the Governor's award. Divisional/Staff Office service awards recipients may participate in the Departmental Incentive Awards ceremony if requested by their agency Administrators.

	<b>STATE OF HAWAII</b> <b>DEPARTMENT OF HUMAN SERVICES</b>	<b>NUMBER</b> 4.3.0 03 of 14
	<b>POLICIES &amp; PROCEDURES</b>	<b>ISSUE/REVISION DATE</b> APR 17 1996


- (5) Departmental Incentive and Service Awards Committee assists in evaluating employee contributions.
- (a) The committee's composition and duration of service by individual members shall be at the discretion of the Director.
  - (b) The committee shall recommend departmental guidelines, procedures, and supplemental instructions with regard to incentive and service awards.
  - (c) The committee shall acknowledge, investigate and evaluate employee nominations for awards, and other contributions and recommend approval or disapproval by the Director.
  - (d) The committee will provide supervisors and employees with technical advice and support.
  - (e) The committee will promote and publicize the program to stimulate employee interest and participation.

e. Awards ceremonies

- (1) For service/retirement awards, a gathering of staff initiated by division/staff office administrators may be arranged to recognize officers and employees under their purview who have completed 10, 20, 30, 40 and 50 years of service, and for officers and employees under their purview upon retirement, provided they have completed at least 20 years of creditable government service with the State.

Award ceremonies shall include but not be limited to the presentation of cash and/or honorary awards by the Director or Deputy Director and may range from inter-office coffee hours to luncheons, at the discretion of division/staff office administrators. Such ceremonies shall not entail the expenditure of public funds other than those allotted for the awards.

- (2) For incentive awards recipients, a departmental awards program will be organized, developed and implemented to coincide to the time period preceding the Governor's annual awards program. Selections will be announced at the awards ceremony for the departmental Manager of the Year award and Employee of the Year award; departmental selections would then be entered for the Governor's award. Divisional/Staff Office service awards recipients may participate in the Departmental Incentive Awards ceremony if requested by their agency Administrators.

	<b>STATE OF HAWAII</b> <b>DEPARTMENT OF HUMAN SERVICES</b>	<b>NUMBER</b> 4.3.0 05 of 14
	<b>POLICIES &amp; PROCEDURES</b>	<b>ISSUE/REVISION DATE</b> APR 17 1996

- d. Oversees the procurement of and distribution of length of service awards for all eligible department employees.
- e. Validates the correct number of length of service awards of the type determined by the Director to divisions/staff offices for distribution.
- f. Ensures that evidence of award recognition is maintained in PERS' files.
- g. Submits to the DHRD through the Director's office an annual report on the operation of the department's Service Awards program by September 1 (Appendix A)
- h. Coordinates with Division/Staff Office Administrators to determine whether their service awardees will participate in the annual Departmental Incentive Awards ceremony.


#### 5.3 DIVISION/STAFF OFFICE ADMINISTRATOR

- a. Keeps informed of all aspects of the Incentive & Service Awards Program and keeps subordinates equally informed.
- b. Authorizes expenditure of funds or awards, as costs of awards are to be assumed by divisions/staff offices for their own employees.
- c. Oversees procurement of retirement awards affecting agency personnel
- d. Invites the Director to attend awards ceremonies and if so desired, to present awards.
- e. Initiates retirement award ceremonies on a timely basis for the purpose of bestowing awards to employees with at least 30 years of creditable government service with the State at the time of retirement.
- f. Authorizes Neighbor Island Branch Administrators to coordinate their own ceremonies.
- g. Notifies Personnel Officer if a length of service awardee is not recognized in Personnel's listing of service awards candidates.
- h. Informs Personnel Officer of agency's service award recipient's participation in Departmental Incentive Awards ceremony.

#### 5.4 EMPLOYEE

- a. Keeps informed of all aspects of the Incentive and Service Awards program.
- b. Notifies supervisor when employee has not been identified for length of service award, when deemed qualified.



	<b>STATE OF HAWAII</b> <b>DEPARTMENT OF HUMAN SERVICES</b>	<b>NUMBER</b> 4.3.0 06 of 14
	<b>POLICIES &amp; PROCEDURES</b>	<b>ISSUE/REVISION DATE</b> APR 17 1996

- c. Notifies supervisor and Personnel Officer, through a letter addressed to the Director specifying an intention to retire at least two weeks prior to a selected retirement date.
- d. Exercises the option to participate in Departmental Awards ceremony as service awards recipient or to decline participation in a formal ceremony.

**5.5 DEPARTMENTAL INCENTIVE AWARDS COMMITTEE**

- a. Assists in departmental administration of the incentive and service awards program.
- b. Committee's composition and duration of service by individual members shall be at the discretion of the Department Head.


**5.6 DIVISION/STAFF OFFICE INCENTIVE AWARD NOMINATING COMMITTEE**

- a. Criteria to be used for selection of sustained superior performance candidate:
  - (1) Contributes significant improvements in public service or substantial financial savings to the State.
  - (2) Contributes to social or technological progress.
  - (3) Develops scientific or technological project of considerable importance or impact.
  - (4) Utilizes imaginative or creative solutions to difficult government problems.
  - (5) Demonstrates active interest and participation in professional and community affairs.
  - (6) Demonstrates a record of competence through consistent superior work performance of not less than 12 consecutive months of the current evaluated year.
- b. Award committee procedures should allow for interview of award nominators. Final award nominations will be decided by secret ballot; nominee selected by majority vote.

**6.0 PROCEDURES**

**6.1 LENGTH OF SERVICE AWARDS PROCEDURE**

- a. Personnel Officer submits names of those employees with service anniversary dates falling within a respective quarter and who will be eligible for service awards to division/staff office administrators.

	<b>STATE OF HAWAII</b> <b>DEPARTMENT OF HUMAN SERVICES</b>	<b>NUMBER</b> 4.3.0 07 of 14
	<b>POLICIES &amp; PROCEDURES</b>	<b>ISSUE/REVISION DATE</b> APR 17 1996

- b. Division/staff office administrator may conduct awards ceremony to recognize employees who have accrued 10, 20, 30, 40 and 50 years of creditable government service, unless not desired by awardees.

**RETIREMENT AWARDS PROCEDURE**

- a. Personnel Officer gives to division/staff office administrators, in advance, names of employees due to retire and eligible for retirement awards.
- b. Division/staff office administrator may conduct awards ceremony to recognize employees who have accrued at least 20 years of creditable government service upon retirement, unless not desired by retiring employees.

**INCENTIVE AWARDS PROCEDURES**


- a. Sustained Superior Performance Award (Category 1) Special Act/Special Service Award (Category 2)

Responsible Agency

**Employee** Transmits nomination of peer, subordinate or supervisor to the Personnel Office/Employee Relations and Safety (PERS/ERS) unit by interoffice mail or hand delivered before the deadline established by PERS/ERS.

- PERS/ERS**
- (1) Receives nomination for Sustained Superior Performance Award or Special Act/Special Service Award.
  - (2) Summarizes the nominee's pertinent personnel information (i.e. service computation date, current job title, date hired in present position and summary of nominee's JPR ratings) on a Basic Data Sheet and includes a copy of nominee's position description.
  - (3) Sends the nomination material to the appropriate divisional committee chairperson.

- Division/Staff Awards Committee**
- (1) Screens all nominations.
  - (2) Requests further written documentation if data is insufficient.

	<b>STATE OF HAWAII</b> <b>DEPARTMENT OF HUMAN SERVICES</b>	<b>NUMBER</b> 4.3.0 08 of 14
	<b>POLICIES &amp; PROCEDURES</b>	<b>ISSUE/REVISION DATE</b> APR 17 1996

- (3) Interviews nominee's supervisor and other individuals who can validate the nominee's accomplishments.
- (4) Ensures that the selection of awardees is based upon objective factors.
- (5) Nominates one Special Service/Special Act recipient and one Sustained Superior Performance recipient.
- (6) Transmits nominations to PERS/ERS and forwards supporting documentation with appropriate signatures by the nominating committee.

PERS/ERS

- (1) Notifies Sustained Superior Performance Awardees of their eligibility for the Director's Award.
- (2) Requisitions and acquires appropriate awards for the Awards ceremony.

b. Director's Award  
Responsible Agency

PERS/ERS

- (1) Forwards award nominations to the Departmental Incentive Awards Committee.
- (2) Chairs a meeting to nominate awardee for the Director's Award.

Departmental  
 Incentive Awards  
 Committee

Nominates awardee

PERS/ERS


Forwards divisional/staff and departmental awardee recommendations to the Director.

DIR

Reviews for approval submitted awardee recommendations.

Departmental  
 Incentive Awards  
 Committee

- (1) Notifies each nominator of the disposition of nominated candidate.

	<b>STATE OF HAWAII</b> <b>DEPARTMENT OF HUMAN SERVICES</b>	<b>NUMBER</b> 4.3.0 09 of 14
	<b>POLICIES &amp; PROCEDURES</b>	<b>ISSUE/REVISION DATE</b> APR 17 1996

(2) Notifies awardee's immediate supervisor that his or her employee has won an award and to ensure his or her attendance at the awards ceremony.

**PERS/ERS** Acquires appropriate awards for the Director's Award recipient.

**DIR** Presents Sustained Superior Awards, Special Act/Service Awards, Manager of the Year award and the Director's Award at the annual awards ceremony.

c. **Governor's Award for Distinguished State Service**

Responsible Agency


**PERS/ERS** Submits ISAP-1 to the DHRD.

**DHRD Selection Committee** Reviews departments' ISAP-1 submissions and recommends recipient for the Governor's Award.

**Governor** Recognizes nominees for the Governor's Award and announces recipient of the Governor's Award for Distinguished State Service.

**6.4 RETIREMENT AWARDS PROCEDURE**

- a. Employee notifies division/staff office administrator and Personnel Office (by letter addressed to the Director) of intention to retire.
- b. Division/staff office administrator confirms the employee's eligibility for retirement award.
- c. Division/staff office administrator procures the employee's appropriate retirement award.
- d. Division/staff office administrator may conduct the awards ceremonies to recognize employees who have accrued at least 20 years of creditable government service upon retirement, unless not desired by the retiring employee.

	STATE OF HAWAII DEPARTMENT OF HUMAN SERVICES	NUMBER 4.3.0 10 of 14
	POLICIES & PROCEDURES	ISSUE/REVISION DATE APR 17 1996

7.0 IMPLEMENTATION

With the approval of this policy and procedural statement, the Department of Human Services' Incentive and Service Awards program shall be implemented, thereby nullifying all previous departmental Service Awards Policies and procedures, and shall remain in effect until canceled or superseded by order of the Director. Authorized modification of content will not affect the life of this directive.

Approved: S. M. Chandler

Date: 4/17/96



STATE OF HAWAII  
DEPARTMENT OF HUMAN SERVICES  
POLICIES & PROCEDURES

NUMBER  
4.3.0 11 of 14

ISSUE/REVISION DATE  
APR 17 1996

SUBJECT: INCENTIVE & SERVICES AWARDS PROGRAM OPR: PERSONNEL OFFICE

APPENDIX A

Form OPS-317  
(SAP-3)

ANNUAL REPORT

INCENTIVE AND SERVICE AWARD PROGRAM


FISCAL YEAR 19\_\_-19\_\_

Department \_\_\_\_\_ September 1, 19\_\_

SUGGESTIONS		Total Number	Total Dollars
<u>No. Received</u>			
<u>No. Adopted and Cash Awards</u>			
<u>Savings Realized for Applicable Fiscal Year</u>			
PERFORMANCE			
<u>No. Nominated/Approved and Cash Awards:</u>			
<u>Achievement</u>		/	
<u>Merit</u>		/	
<u>Special Act/Service</u>		/	
<u>Superior Performance</u>		/	
<u>Department Employee of the Year Award</u>		/	
<u>Other</u>		/	
<u>Savings Realized, if any</u>			
SERVICE			
<u>Years of Service:</u>	10 years		
	20 years		
	30 years		
	40 years		
	50 years		
<u>Retirement after:</u>	10 years		
	20 years		
	30 years		
	40 years		
	50 years		
<u>ACCIDENT PREVENTION - DIVISION AWARDS</u>			
<u>TRAFFIC SAFETY - DIVISION AWARDS</u>			
<u>OTHER AWARDS:</u>			


Please comment briefly the Department's overall progress on the Incentive and Service Awards Program; e.g., participation, effectiveness, individual suggestions and awards individual performance and awards, etc.

DOE and UM: HRS Chapter 82 applies to all state employees; therefore, please include data for all employees.

	<b>STATE OF HAWAII</b> <b>DEPARTMENT OF HUMAN SERVICES</b>  <b>POLICIES &amp; PROCEDURES</b>	<b>NUMBER</b> 4.3.0 12 of 14
		<b>ISSUE/REVISION DATE</b> APR 17 1996


SUBJECT: INCENTIVE & SERVICES AWARDS PROGRAM OPR: PERSONNEL OFFICE

APPENDIX B

		<b>STATE OF HAWAII</b> <b>DEPARTMENT OF PERSONNEL SERVICES</b>  <b>NOMINATION FORM</b>		<input type="checkbox"/> Statement Superior Performance <input type="checkbox"/> Special Act/Service <input type="checkbox"/> Manager of the Year <input type="checkbox"/> Other
Name		Position		Plant Year _____
Department		Division		Personnel No. _____
Nominator's Position	Island	No. of Yrs. with State Government	Nominator's Name/Title	Branch or Office
<b>WORK UNIT OBJECTIVES:</b>				
<b>GENERAL FUNCTIONS OF THE POSITION:</b>				
<b>REASONS FOR NOMINATION:</b>				

Please limit to two additional 8-1/2 x 11" sheets

SAP-1 (Rev. 1/92)

	<b>STATE OF HAWAII</b> <b>DEPARTMENT OF HUMAN SERVICES</b>	<b>NUMBER</b> 4.3.0 13 of 14
	<b>POLICIES &amp; PROCEDURES</b>	<b>ISSUE/REVISION DATE</b> APR 17 1996

**SUBJECT: INCENTIVE & SERVICES AWARDS PROGRAM OPR: PERSONNEL OFFICE**

**APPENDIX C (DHRD'S POLCY NO. 1.300 PAR 6.0 - 6.3.)**

**6.0 EXPENDITURES**

The cost of all awards shall be paid from funds of the department concerned, with the exception of expenditures for suggestion awards, which shall be funded by the benefitting department(s) and unless stated otherwise under Section 7.0., (Awards).

**6.1 Ceremonial Expenses for Department Employee of the Year Award**

The following expenses associated with incentive awards ceremonies shall be considered allowable expenses and shall be paid from funds of the departments:

**6.1.1 Luncheon or Reception - cost of which should be reasonable, not to exceed the per head cost of the Governor's Award luncheon or estimated cost of the luncheon or reception.**

Expenses are allowed for the following:

- Governor
- Director
- Deputy Director of selected nominee
- Nominees for the Department Employee of the Year Award
- Nominees' immediate supervisors
- Department Employee of the Year Selection Committee members
- Incentive Awards Program Committee chairperson or coordinator for the Department

**6.1.2 Leis - cost of which should not exceed the normal prevailing price of a double carnation lei. Leis may be purchased for the following:**


- Governor
- Director
- Nominees for the Department Employee of the Year Award

**6.1.3 Name tags and place cards - cost of which should be of reasonable nature to accommodate number of function attendees.**

**6.2 Other awards ceremonies such as retirements, service recognition, etc., by departments may incur reasonable expenses for:**

- Coffee, tea, punch, cookies, doughnuts or comparable pastries, and disposable plates, cups, napkins, utensils.



	<b>STATE OF HAWAII</b> <b>DEPARTMENT OF HUMAN SERVICES</b>  <b>POLICIES &amp; PROCEDURES</b>	<b>NUMBER</b> 4.3.0 14 of 14
		<b>ISSUE/REVISION DATE</b> APR 17 1996

**6.3 Governor's Award for Distinguished State Service**

The expense for this ceremony will be funded by the Department of Human Resources Development. They include:

- Leis for department nominees
- Governor
- Selection Committee
- Speakers
- Luncheon or reception
- 5"-6" x 14" koa, mlo or monkeypod wood bowl,  
with appropriate inscription
- Individual plaque for all nominees

Awards may be substituted at the discretion of the Director of Human Resources Development.

Department of Human Services  
Operational Expenditures FY15, FY16, FY17

Table D

<u>Prog ID</u>	<u>Sub-Org</u>	<u>FY</u>	<u>Description</u> (Salary, Utility, Supplies, Other)	<u>MOF</u>	<u>Budgeted Amount</u>	<u>Actual Amount</u>
HMS 202	PB	FY15	Other	A	4,029,480	3,102,403
HMS 202	PB	FY16	Other	A	4,029,480	3,128,849
HMS 202	PB	FY17	Other	A	4,029,480	3,245,145
HMS 204	PD	FY15	Other	A	21,289,056	23,413,315
HMS 204	PD	FY16	Other	A	23,889,056	22,310,877
HMS 204	PD	FY17	Other	A	23,889,056	22,768,811
HMS 206	PF	FY15	Other	N	5,478,053	5,540,471
HMS 206	PF	FY16	Other	N	5,478,053	4,932,722
HMS 206	PF	FY17	Other	N	5,703,592	5,707,798
HMS 211	PA	FY15	Other	A	11,539,968	
HMS 211	PA	FY15	Other	N	44,000,000	34,179,274
HMS 211	PA	FY16	Other	A	11,539,968	
HMS 211	PA	FY16	Other	N	44,000,000	19,217,844
HMS 211	PA	FY17	Other	A	11,539,968	
HMS 211	PA	FY17	Other	N	44,000,000	25,172,866
HMS 211	PC	FY15	Other	A	11,154,188	22,693,066
HMS 211	PC	FY16	Other	A	11,154,188	22,690,037
HMS 211	PC	FY17	Other	A	11,154,188	18,821,816
HMS 220	RH	FY15	Utility	A	215,440	
HMS 220	RH	FY15	Utility	N	9,309,184	
HMS 220	RH	FY15	Utility	W	1,405,490	
HMS 220	RH	FY15	Supplies	A	8,000	
HMS 220	RH	FY15	Supplies	N	1,592,529	
HMS 220	RH	FY15	Supplies	W	147,227	
HMS 220	RH	FY15	Other	A	4,078,116	
HMS 220	RH	FY15	Other	N	54,031,425	

Department of Human Services  
Operational Expenditures FY15, FY16, FY17

Table D

<u>Prog ID</u>	<u>Sub-Org</u>	<u>FY</u>	<u>Description</u> <u>(Salary, Utility, Supplies, Other)</u>	<u>MOF</u>	<u>Budgeted Amount</u>	<u>Actual Amount</u>
HMS 220	RH	FY15	Other	W	2,195,956	
HMS 220	RH	FY16	Utility	A	215,440	
HMS 220	RH	FY16	Utility	N	9,309,184	
HMS 220	RH	FY16	Utility	W	1,405,490	
HMS 220	RH	FY16	Supplies	A	8,000	
HMS 220	RH	FY16	Supplies	N	1,592,529	
HMS 220	RH	FY16	Supplies	W	147,227	
HMS 220	RH	FY16	Other	A	7,078,116	
HMS 220	RH	FY16	Other	N	54,031,425	
HMS 220	RH	FY16	Other	W	2,195,956	
HMS 220	RH	FY17	Utility	A	215,440	
HMS 220	RH	FY17	Utility	N	9,309,184	
HMS 220	RH	FY17	Utility	W	1,405,490	
HMS 220	RH	FY17	Supplies	A	8,000	
HMS 220	RH	FY17	Supplies	N	1,592,529	
HMS 220	RH	FY17	Supplies	W	147,227	
HMS 220	RH	FY17	Other	A	7,078,116	
HMS 220	RH	FY17	Other	N	54,031,425	
HMS 220	RH	FY17	Other	W	2,195,956	
HMS 222	RA	FY15	Supplies	A	1,159	
HMS 222	RA	FY15	Supplies	N	3,900	
HMS 222	RA	FY15	Other	A	992,204	
HMS 222	RA	FY15	Other	N	24,306,014	
HMS 222	RA	FY16	Supplies	A	1,159	
HMS 222	RA	FY16	Supplies	N	3,900	
HMS 222	RA	FY16	Other	A	992,204	
HMS 222	RA	FY16	Other	N	24,306,014	
HMS 222	RA	FY17	Supplies	A	1,159	
HMS 222	RA	FY17	Supplies	N	3,900	

Department of Human Services  
Operational Expenditures FY15, FY16, FY17

Table D

<u>Prog ID</u>	<u>Sub-Org</u>	<u>FY</u>	<u>Description</u> <u>(Salary, Utility, Supplies, Other)</u>	<u>MOF</u>	<u>Budgeted Amount</u>	<u>Actual Amount</u>
HMS 222	RA	FY17	Other	A	936,002	
HMS 222	RA	FY17	Other	N	24,306,014	
HMS 224	HS	FY15	Payroll	A	309,063	257,907
HMS 224	HS	FY15	Utility	A	273,752	325,387
HMS 224	HS	FY15	Supplies	A	5,400	1,676
HMS 224	HS	FY15	Supplies	N		977
HMS 224	HS	FY15	Other	A	17,200,707	14,939,689
HMS 224	HS	FY15	Other	N	626,906	828,243
HMS 224	HS	FY15	Other	P	2,366,839	1,253,638
HMS 224	HS	FY16	Payroll	A	372,613	323,234
HMS 224	HS	FY16	Utility	A	-	220,254
HMS 224	HS	FY16	Supplies	A	5,400	174
HMS 224	HS	FY16	Other	A	16,912,554	17,790,924
HMS 224	HS	FY16	Other	N	626,906	762,077
HMS 224	HS	FY16	Other	P	2,366,839	1,474,222
HMS 224	HS	FY17	Payroll	A	525,411	444,218
HMS 224	HS	FY17	Utility	A	-	103,903
HMS 224	HS	FY17	Supplies	A	6,245	1,262
HMS 224	HS	FY17	Other	A	27,236,263	20,242,733
HMS 224	HS	FY17	Other	N	649,448	790,011
HMS 224	HS	FY17	Other	P	2,366,839	1,520,107
HMS 229	HA	FY15	Payroll	N	10,453,840	
HMS 229	HA	FY15	Payroll	W	2,730,893	
HMS 229	HA	FY15	Utility	W	550	
HMS 229	HA	FY15	Supplies	N	41,855	
HMS 229	HA	FY15	Supplies	W	19,984	
HMS 229	HA	FY15	Other	N	27,461,165	
HMS 229	HA	FY15	Other	W	904,310	

Department of Human Services  
Operational Expenditures FY15, FY16, FY17

Table D

<u>Prog ID</u>	<u>Sub-Org</u>	<u>FY</u>	<u>Description</u> <u>(Salary, Utility, Supplies, Other)</u>	<u>MOF</u>	<u>Budgeted Amount</u>	<u>Actual Amount</u>
HMS 229	HA	FY16	Payroll	N	11,583,861	
HMS 229	HA	FY16	Payroll	W	2,838,873	
HMS 229	HA	FY16	Utility	W	550	
HMS 229	HA	FY16	Supplies	N	41,855	
HMS 229	HA	FY16	Supplies	W	19,984	
HMS 229	HA	FY16	Other	N	27,461,165	
HMS 229	HA	FY16	Other	W	904,310	
HMS 229	HA	FY17	Payroll	N	11,722,801	
HMS 229	HA	FY17	Payroll	W	2,862,513	
HMS 229	HA	FY17	Utility	W	550	
HMS 229	HA	FY17	Supplies	N	41,855	
HMS 229	HA	FY17	Supplies	W	19,984	
HMS 229	HA	FY17	Other	A		6,250
HMS 229	HA	FY17	Other	N	27,461,165	
HMS 229	HA	FY17	Other	W	904,310	
HMS 236	LC	FY15	Payroll	A	12,540,198	13,342,297
HMS 236	LC	FY15	Payroll	N	16,222,288	11,917,804
HMS 236	LC	FY15	Payroll	P	-	705
HMS 236	LC	FY15	Utility	A	124,582	317,865
HMS 236	LC	FY15	Utility	N	120,797	
HMS 236	LC	FY15	Supplies	A	119,185	122,837
HMS 236	LC	FY15	Supplies	N	126,200	
HMS 236	LC	FY15	Other	A	1,227,447	1,224,910
HMS 236	LC	FY15	Other	N	2,483,993	2,573,603
HMS 236	LC	FY15	Other	P	2,763	8,048
HMS 236	LC	FY16	Payroll	A	13,188,930	12,963,566
HMS 236	LC	FY16	Payroll	N	18,305,245	12,712,856
HMS 236	LC	FY16	Payroll	P	-	560
HMS 236	LC	FY16	Utility	A	124,582	249,147

Department of Human Services  
Operational Expenditures FY15, FY16, FY17

Table D

<u>Prog ID</u>	<u>Sub-Org</u>	<u>FY</u>	<u>Description</u> <u>(Salary, Utility, Supplies, Other)</u>	<u>MOF</u>	<u>Budgeted Amount</u>	<u>Actual Amount</u>
HMS 236	LC	FY16	Utility	N	120,797	
HMS 236	LC	FY16	Supplies	A	119,185	96,307
HMS 236	LC	FY16	Supplies	N	126,200	
HMS 236	LC	FY16	Other	A	1,227,447	945,021
HMS 236	LC	FY16	Other	N	2,483,993	2,705,019
HMS 236	LC	FY16	Other	P	2,763	165
HMS 236	LC	FY17	Payroll	A	13,046,744	13,108,325
HMS 236	LC	FY17	Payroll	N	18,041,254	13,690,828
HMS 236	LC	FY17	Payroll	P	-	9,728
HMS 236	LC	FY17	Utility	A	124,582	80,976
HMS 236	LC	FY17	Utility	N	120,797	
HMS 236	LC	FY17	Supplies	A	119,185	226,495
HMS 236	LC	FY17	Supplies	N	126,200	
HMS 236	LC	FY17	Other	A	1,264,512	1,224,147
HMS 236	LC	FY17	Other	N	5,357,291	3,724,771
HMS 236	LC	FY17	Other	P	30,237	10,189
HMS 237	NA	FY15	Supplies	A	1,214	
HMS 237	NA	FY15	Supplies	N	1,214	
HMS 237	NA	FY15	Other	A	468,291	421,213
HMS 237	NA	FY15	Other	N	698,520	735,335
HMS 237	NA	FY16	Supplies	A	1,214	
HMS 237	NA	FY16	Supplies	N	1,214	
HMS 237	NA	FY16	Other	A	468,291	396,256
HMS 237	NA	FY16	Other	N	698,520	664,686
HMS 237	NA	FY17	Supplies	A	1,214	
HMS 237	NA	FY17	Supplies	N	1,214	
HMS 237	NA	FY17	Other	A	468,291	407,913
HMS 237	NA	FY17	Other	N	1,244,536	832,350

Department of Human Services  
Operational Expenditures FY15, FY16, FY17

Table D

<u>Prog ID</u>	<u>Sub-Org</u>	<u>FY</u>	<u>Description</u> <u>(Salary, Utility, Supplies, Other)</u>	<u>MOF</u>	<u>Budgeted Amount</u>	<u>Actual Amount</u>
HMS 238	GB	FY15	Payroll	N	3,295,369	2,914,135
HMS 238	GB	FY15	Supplies	N	27,554	32,494
HMS 238	GB	FY15	Other	N	4,002,364	3,638,707
HMS 238	GB	FY16	Payroll	N	3,704,793	3,064,046
HMS 238	GB	FY16	Supplies	N	27,554	43,793
HMS 238	GB	FY16	Other	N	4,002,364	4,183,912
HMS 238	GB	FY17	Payroll	N	3,918,852	3,156,416
HMS 238	GB	FY17	Supplies	N	27,554	32,454
HMS 238	GB	FY17	Other	N	4,002,364	4,274,756
HMS 301	SA	FY15	Payroll	A	11,056,087	11,105,515
HMS 301	SA	FY15	Payroll	B	7,587	
HMS 301	SA	FY15	Payroll	N	13,994,805	8,571,175
HMS 301	SA	FY15	Utility	A	82,840	151,924
HMS 301	SA	FY15	Supplies	A	201,988	211,438
HMS 301	SA	FY15	Supplies	N	89,633	
HMS 301	SA	FY15	Other	A	22,906,790	21,077,658
HMS 301	SA	FY15	Other	B	1,000,000	113,442
HMS 301	SA	FY15	Other	N	24,829,599	21,202,847
HMS 301	SA	FY15	Other	P	106,225	247,408
HMS 301	SA	FY16	Payroll	A	11,880,307	11,736,018
HMS 301	SA	FY16	Payroll	B	7,587	
HMS 301	SA	FY16	Payroll	N	15,688,575	8,435,444
HMS 301	SA	FY16	Utility	A	82,840	123,450
HMS 301	SA	FY16	Supplies	A	201,988	193,707
HMS 301	SA	FY16	Supplies	B		4,481
HMS 301	SA	FY16	Supplies	N	89,633	180
HMS 301	SA	FY16	Other	A	21,769,258	25,329,960
HMS 301	SA	FY16	Other	B	1,000,000	1,132,636
HMS 301	SA	FY16	Other	N	24,829,599	18,972,721

Department of Human Services  
Operational Expenditures FY15, FY16, FY17

Table D

<u>Prog ID</u>	<u>Sub-Org</u>	<u>FY</u>	<u>Description</u> (Salary, Utility, Supplies, Other)	<u>MOF</u>	<u>Budgeted Amount</u>	<u>Actual Amount</u>
HMS 301	SA	FY16	Other	P	106,225	117,722
HMS 301	SA	FY17	Payroll	A	12,134,719	12,195,000
HMS 301	SA	FY17	Payroll	B	7,587	
HMS 301	SA	FY17	Payroll	N	15,968,163	7,748,407
HMS 301	SA	FY17	Utility	A	82,840	122,321
HMS 301	SA	FY17	Supplies	A	201,988	152,078
HMS 301	SA	FY17	Supplies	B		689
HMS 301	SA	FY17	Supplies	N	89,633	
HMS 301	SA	FY17	Other	A	21,939,018	24,135,989
HMS 301	SA	FY17	Other	B	1,000,000	845,803
HMS 301	SA	FY17	Other	N	24,829,599	22,965,189
HMS 301	SA	FY17	Other	P	106,225	111,798
HMS 302	DA	FY15	Payroll	A	898,732	970,143
HMS 302	DA	FY15	Payroll	N	1,348,118	1,394,990
HMS 302	DA	FY15	Utility	A	14,490	10,897
HMS 302	DA	FY15	Utility	N	16,490	
HMS 302	DA	FY15	Supplies	A	12,260	10,686
HMS 302	DA	FY15	Supplies	N	25,841	
HMS 302	DA	FY15	Other	A	78,660	80,651
HMS 302	DA	FY15	Other	N	9,493,538	6,610,688
HMS 302	DA	FY16	Payroll	A	1,034,602	964,566
HMS 302	DA	FY16	Payroll	N	1,629,988	1,269,572
HMS 302	DA	FY16	Utility	A	14,490	11,704
HMS 302	DA	FY16	Utility	N	16,490	
HMS 302	DA	FY16	Supplies	A	12,260	13,204
HMS 302	DA	FY16	Supplies	N	25,841	
HMS 302	DA	FY16	Other	A	158,660	64,467
HMS 302	DA	FY16	Other	N	9,493,538	6,799,714
HMS 302	DA	FY17	Payroll	A	1,376,528	1,244,302



Department of Human Services  
Operational Expenditures FY15, FY16, FY17

Table D

<u>Prog ID</u>	<u>Sub-Org</u>	<u>FY</u>	<u>Description</u> <u>(Salary, Utility, Supplies, Other)</u>	<u>MOF</u>	<u>Budgeted Amount</u>	<u>Actual Amount</u>
HMS 302	DA	FY17	Payroll	N	2,108,654	999,991
HMS 302	DA	FY17	Utility	A	14,490	12,537
HMS 302	DA	FY17	Utility	N	16,490	
HMS 302	DA	FY17	Supplies	A	12,568	16,811
HMS 302	DA	FY17	Supplies	N	26,502	
HMS 302	DA	FY17	Other	A	261,404	151,484
HMS 302	DA	FY17	Other	N	9,495,215	8,827,711
HMS 303	WP	FY15	Other	A	43,131,294	38,805,504
HMS 303	WP	FY15	Other	N	23,614,626	19,114,363
HMS 303	WP	FY16	Other	A	43,131,294	38,146,606
HMS 303	WP	FY16	Other	N	23,614,626	20,511,841
HMS 303	WP	FY17	Other	A	43,131,294	38,416,210
HMS 303	WP	FY17	Other	N	23,614,626	20,278,666
HMS 305	PK	FY15	Other	A	15,011,811	15,011,744
HMS 305	PK	FY15	Other	N	38,530,754	12,237,487
HMS 305	PK	FY16	Other	A	15,011,811	17,514,427
HMS 305	PK	FY16	Other	N	38,530,754	7,010,613
HMS 305	PK	FY17	Other	A	25,011,811	24,061,267
HMS 305	PK	FY17	Other	N	38,530,754	29,566,910
HMS 401	PE	FY15	Other	A	904,194,650	859,430,926
HMS 401	PE	FY15	Other	B	3,392,660	
HMS 401	PE	FY15	Other	N	1,075,819,956	1,233,830,906
HMS 401	PE	FY15	Other	P	13,216,034	
HMS 401	PE	FY15	Other	U	13,000,000	17,816,824
HMS 401	PE	FY16	Other	A	855,805,644	762,054,715
HMS 401	PE	FY16	Other	B	3,392,660	
HMS 401	PE	FY16	Other	N	1,371,256,037	1,625,650,462

Department of Human Services  
Operational Expenditures FY15, FY16, FY17

Table D

<u>Prog ID</u>	<u>Sub-Org</u>	<u>FY</u>	<u>Description</u> <u>(Salary, Utility, Supplies, Other)</u>	<u>MOF</u>	<u>Budgeted Amount</u>	<u>Actual Amount</u>
HMS 401	PE	FY16	Other	P	13,216,034	
HMS 401	PE	FY16	Other	U	7,265,746	1,816,435
HMS 401	PE	FY17	Other	A	900,267,060	950,739,396
HMS 401	PE	FY17	Other	B	1,376,660	
HMS 401	PE	FY17	Other	N	1,577,746,374	1,575,454,882
HMS 401	PE	FY17	Other	P	13,216,034	49,363,658
HMS 401	PE	FY17	Other	U	6,781,921	3,809,317
HMS 401	PE	FY17	Other	V		2
HMS 501	YA	FY15	Payroll	A	734,189	794,665
HMS 501	YA	FY15	Payroll	N	166,854	69,477
HMS 501	YA	FY15	Supplies	A	7,500	11,810
HMS 501	YA	FY15	Supplies	N		178
HMS 501	YA	FY15	Other	A	7,383,212	6,464,543
HMS 501	YA	FY15	Other	N	3,539,443	2,427,244
HMS 501	YA	FY16	Payroll	A	813,384	791,946
HMS 501	YA	FY16	Payroll	N	171,059	72,435
HMS 501	YA	FY16	Supplies	A	7,500	9,764
HMS 501	YA	FY16	Supplies	N		55
HMS 501	YA	FY16	Other	A	8,247,480	7,688,157
HMS 501	YA	FY16	Other	N	2,400,000	2,189,947
HMS 501	YA	FY17	Payroll	A	845,148	768,013
HMS 501	YA	FY17	Payroll	N	172,105	33,315
HMS 501	YA	FY17	Supplies	A	7,500	9,774
HMS 501	YA	FY17	Other	A	8,962,480	8,238,144
HMS 501	YA	FY17	Other	N	2,400,000	2,072,724
HMS 503	YB	FY15	Payroll	A	7,219,450	6,333,974
HMS 503	YB	FY15	Utility	A	445,000	459,935
HMS 503	YB	FY15	Supplies	A	739,300	481,612

Department of Human Services  
Operational Expenditures FY15, FY16, FY17

Table D

<u>Prog ID</u>	<u>Sub-Org</u>	<u>FY</u>	<u>Description</u> <u>(Salary, Utility, Supplies, Other)</u>	<u>MOF</u>	<u>Budgeted Amount</u>	<u>Actual Amount</u>
HMS 503	YB	FY15	Other	A	2,599,489	1,687,865
HMS 503	YB	FY16	Payroll	A	7,776,499	6,408,274
HMS 503	YB	FY16	Utility	A	445,000	459,583
HMS 503	YB	FY16	Supplies	A	739,300	430,095
HMS 503	YB	FY16	Other	A	1,999,489	1,682,867
HMS 503	YB	FY17	Payroll	A	6,729,888	6,395,202
HMS 503	YB	FY17	Utility	A	445,000	452,620
HMS 503	YB	FY17	Supplies	A	739,300	454,077
HMS 503	YB	FY17	Other	A	1,999,489	1,776,387
HMS 601	TA	FY15	Payroll	A	3,392,204	3,442,000
HMS 601	TA	FY15	Payroll	N	1,130,273	834,601
HMS 601	TA	FY15	Payroll	P		495,807
HMS 601	TA	FY15	Payroll	U	279,727	
HMS 601	TA	FY15	Utility	A	26,960	79,451
HMS 601	TA	FY15	Supplies	A	58,164	47,867
HMS 601	TA	FY15	Supplies	N	2,054	
HMS 601	TA	FY15	Other	A	1,949,136	1,723,551
HMS 601	TA	FY15	Other	N	2,475,488	276,620
HMS 601	TA	FY15	Other	P	1,321,390	528,269
HMS 601	TA	FY15	Other	R	10,000	
HMS 601	TA	FY15	Other	U	102,276	
HMS 601	TA	FY16	Payroll	A	3,871,224	3,617,279
HMS 601	TA	FY16	Payroll	N	1,335,266	461,337
HMS 601	TA	FY16	Payroll	P		495,827
HMS 601	TA	FY16	Payroll	U	291,837	
HMS 601	TA	FY16	Utility	A	26,960	64,849
HMS 601	TA	FY16	Supplies	A	58,164	48,410
HMS 601	TA	FY16	Supplies	N	2,054	
HMS 601	TA	FY16	Other	A	1,966,989	2,018,006

Department of Human Services  
Operational Expenditures FY15, FY16, FY17

Table D

<u>Prog ID</u>	<u>Sub-Org</u>	<u>FY</u>	<u>Description</u> <u>(Salary, Utility, Supplies, Other)</u>	<u>MOF</u>	<u>Budgeted Amount</u>	<u>Actual Amount</u>
HMS 601	TA	FY16	Other	N	2,475,488	114,911
HMS 601	TA	FY16	Other	P	1,321,390	554,641
HMS 601	TA	FY16	Other	R	10,000	
HMS 601	TA	FY16	Other	U	102,276	
HMS 601	TA	FY17	Payroll	A	3,985,161	4,086,698
HMS 601	TA	FY17	Payroll	N	1,358,719	321,774
HMS 601	TA	FY17	Payroll	P		321,050
HMS 601	TA	FY17	Payroll	U	293,624	
HMS 601	TA	FY17	Utility	A	26,960	63,969
HMS 601	TA	FY17	Supplies	A	58,164	27,770
HMS 601	TA	FY17	Supplies	N	2,054	9
HMS 601	TA	FY17	Other	A	1,651,989	1,078,599
HMS 601	TA	FY17	Other	N	2,475,488	343,746
HMS 601	TA	FY17	Other	P	1,321,390	660,643
HMS 601	TA	FY17	Other	R	10,000	
HMS 601	TA	FY17	Other	U	102,276	
HMS 605	PI	FY15	Other	A	17,810,955	16,717,018
HMS 605	PI	FY16	Other	A	17,810,955	16,766,008
HMS 605	PI	FY17	Other	A	17,810,955	17,514,000
HMS 802	GA	FY15	Payroll	A	1,660,128	1,785,312
HMS 802	GA	FY15	Payroll	N	7,156,089	4,206,298
HMS 802	GA	FY15	Utility	A		290
HMS 802	GA	FY15	Utility	N		1,018
HMS 802	GA	FY15	Supplies	A	19,690	28,067
HMS 802	GA	FY15	Supplies	N	71,813	14,883
HMS 802	GA	FY15	Supplies	W	3,286	19,104
HMS 802	GA	FY15	Other	A	2,629,311	2,496,253
HMS 802	GA	FY15	Other	N	6,592,893	10,557,733

Department of Human Services  
Operational Expenditures FY15, FY16, FY17

Table D

<u>Prog ID</u>	<u>Sub-Org</u>	<u>FY</u>	<u>Description</u> <u>(Salary, Utility, Supplies, Other)</u>	<u>MOF</u>	<u>Budgeted Amount</u>	<u>Actual Amount</u>
HMS 802	GA	FY15	Other	W	1,326,914	697,304
HMS 802	GA	FY16	Payroll	A	1,788,796	1,793,979
HMS 802	GA	FY16	Payroll	N	7,692,335	5,267,920
HMS 802	GA	FY16	Utility	A		1,056
HMS 802	GA	FY16	Utility	N		264
HMS 802	GA	FY16	Supplies	A	19,690	38,549
HMS 802	GA	FY16	Supplies	N	71,813	5,626
HMS 802	GA	FY16	Supplies	W	3,286	12,956
HMS 802	GA	FY16	Other	A	2,762,663	2,445,643
HMS 802	GA	FY16	Other	N	6,592,893	11,129,412
HMS 802	GA	FY16	Other	W	1,326,914	630,982
HMS 802	GA	FY17	Payroll	A	1,840,761	1,862,052
HMS 802	GA	FY17	Payroll	N	7,904,303	5,731,632
HMS 802	GA	FY17	Utility	A		1,891
HMS 802	GA	FY17	Utility	N		74
HMS 802	GA	FY17	Supplies	A	19,690	35,596
HMS 802	GA	FY17	Supplies	N	71,813	6,881
HMS 802	GA	FY17	Supplies	W	3,286	9,904
HMS 802	GA	FY17	Other	A	3,019,311	2,694,538
HMS 802	GA	FY17	Other	N	6,592,893	13,905,581
HMS 802	GA	FY17	Other	W	1,326,914	778,456
HMS 888	CW	FY15	Payroll	A	102,727	88,013
HMS 888	CW	FY15	Supplies	A	12,776	18
HMS 888	CW	FY15	Other	A	43,044	50,361
HMS 888	CW	FY16	Payroll	A	106,013	101,481
HMS 888	CW	FY16	Supplies	A	12,776	2,718
HMS 888	CW	FY16	Other	A	43,044	41,181
HMS 888	CW	FY17	Payroll	A	10,819	103,798
HMS 888	CW	FY17	Supplies	A	12,776	1,063

Department of Human Services  
Operational Expenditures FY15, FY16, FY17

Table D

<u>Prog ID</u>	<u>Sub-Org</u>	<u>FY</u>	<u>Description</u> <u>(Salary, Utility, Supplies, Other)</u>	<u>MOF</u>	<u>Budgeted Amount</u>	<u>Actual Amount</u>
HMS 888	CW	FY17	Other	A	43,044	54,901
HMS 888	CW	FY17	Other	P		113,181
HMS 901	MA	FY15	Payroll	A	898,800	905,922
HMS 901	MA	FY15	Payroll	N	765,226	298,435
HMS 901	MA	FY15	Utility	A	6,677	10,928
HMS 901	MA	FY15	Utility	N	3,209	
HMS 901	MA	FY15	Supplies	A	24,641	19,340
HMS 901	MA	FY15	Supplies	N	16,163	
HMS 901	MA	FY15	Other	A	1,263,410	929,935
HMS 901	MA	FY15	Other	N	875,941	1,203,794
HMS 901	MA	FY16	Payroll	A	936,650	901,932
HMS 901	MA	FY16	Payroll	N	853,389	328,177
HMS 901	MA	FY16	Utility	A	6,677	10,490
HMS 901	MA	FY16	Utility	N	3,209	
HMS 901	MA	FY16	Supplies	A	24,641	9,053
HMS 901	MA	FY16	Supplies	N	16,163	
HMS 901	MA	FY16	Other	A	1,263,410	1,055,638
HMS 901	MA	FY16	Other	N	875,941	394,971
HMS 901	MA	FY17	Payroll	A	953,999	927,715
HMS 901	MA	FY17	Payroll	N	867,836	305,529
HMS 901	MA	FY17	Utility	A	6,677	7,423
HMS 901	MA	FY17	Utility	N	3,209	
HMS 901	MA	FY17	Supplies	A	24,641	8,976
HMS 901	MA	FY17	Supplies	N	16,163	
HMS 901	MA	FY17	Other	A	1,263,410	1,398,534
HMS 901	MA	FY17	Other	N	875,941	985,662
HMS 902	IA	FY15	Payroll	A	6,021,462	6,456,006
HMS 902	IA	FY15	Payroll	B	39,357	

Department of Human Services  
Operational Expenditures FY15, FY16, FY17

Table D

<u>Prog ID</u>	<u>Sub-Org</u>	<u>FY</u>	<u>Description</u> <u>(Salary, Utility, Supplies, Other)</u>	<u>MOF</u>	<u>Budgeted Amount</u>	<u>Actual Amount</u>
HMS 902	IA	FY15	Payroll	N	11,202,125	6,762,958
HMS 902	IA	FY15	Utility	A	41,722	64,876
HMS 902	IA	FY15	Utility	N	41,722	
HMS 902	IA	FY15	Supplies	A	84,427	53,501
HMS 902	IA	FY15	Supplies	N	91,627	
HMS 902	IA	FY15	Other	A	3,547,493	9,925,038
HMS 902	IA	FY15	Other	B	1,500,000	
HMS 902	IA	FY15	Other	N	21,174,418	29,609,539
HMS 902	IA	FY15	Other	P	717,484	2,611,296
HMS 902	IA	FY15	Other	U	1,000,000	
HMS 902	IA	FY16	Payroll	A	6,418,865	6,133,848
HMS 902	IA	FY16	Payroll	B	39,357	
HMS 902	IA	FY16	Payroll	N	12,347,454	8,386,661
HMS 902	IA	FY16	Utility	A	41,722	59,433
HMS 902	IA	FY16	Utility	N	41,722	
HMS 902	IA	FY16	Supplies	A	84,427	42,934
HMS 902	IA	FY16	Supplies	N	91,627	
HMS 902	IA	FY16	Supplies	P		28
HMS 902	IA	FY16	Other	A	2,397,493	15,591,991
HMS 902	IA	FY16	Other	B	1,500,000	
HMS 902	IA	FY16	Other	N	12,224,418	40,824,585
HMS 902	IA	FY16	Other	P	717,484	2,151,519
HMS 902	IA	FY17	Payroll	A	6,485,386	6,364,831
HMS 902	IA	FY17	Payroll	B	39,357	
HMS 902	IA	FY17	Payroll	N	12,431,913	9,395,844
HMS 902	IA	FY17	Utility	A	41,722	62,875
HMS 902	IA	FY17	Utility	N	41,722	
HMS 902	IA	FY17	Supplies	A	84,427	53,630
HMS 902	IA	FY17	Supplies	N	91,627	
HMS 902	IA	FY17	Supplies	P		31

Department of Human Services  
Operational Expenditures FY15, FY16, FY17

Table D

<u>Prog ID</u>	<u>Sub-Org</u>	<u>FY</u>	<u>Description</u> <u>(Salary, Utility, Supplies, Other)</u>	<u>MOF</u>	<u>Budgeted Amount</u>	<u>Actual Amount</u>
HMS 902	IA	FY17	Other	A	2,397,493	7,575,057
HMS 902	IA	FY17	Other	B	1,500,000	
HMS 902	IA	FY17	Other	N	21,890,282	33,397,036
HMS 902	IA	FY17	Other	P	843,987	1,330,936
HMS 903	FA	FY15	Payroll	A	2,320,825	2,501,102
HMS 903	FA	FY15	Payroll	N	3,275,921	3,160,341
HMS 903	FA	FY15	Payroll	P	-	33
HMS 903	FA	FY15	Utility	A	19,230	21,190
HMS 903	FA	FY15	Utility	N	38,185	
HMS 903	FA	FY15	Supplies	A	114,095	216,585
HMS 903	FA	FY15	Supplies	N	60,113	
HMS 903	FA	FY15	Other	A	37,286,167	32,188,688
HMS 903	FA	FY15	Other	N	60,537,090	20,476,361
HMS 903	FA	FY15	Other	P	460	481
HMS 903	FA	FY16	Payroll	A	2,882,691	2,780,980
HMS 903	FA	FY16	Payroll	N	4,276,803	2,864,616
HMS 903	FA	FY16	Payroll	P	-	25
HMS 903	FA	FY16	Utility	A	19,230	22,075
HMS 903	FA	FY16	Utility	N	38,185	
HMS 903	FA	FY16	Supplies	A	114,095	188,065
HMS 903	FA	FY16	Supplies	N	60,113	1,157
HMS 903	FA	FY16	Other	A	38,286,167	32,074,258
HMS 903	FA	FY16	Other	N	60,722,090	17,133,243
HMS 903	FA	FY16	Other	P	460	
HMS 903	FA	FY17	Payroll	A	2,839,817	2,863,386
HMS 903	FA	FY17	Payroll	N	4,364,392	2,942,278
HMS 903	FA	FY17	Payroll	P	-	56
HMS 903	FA	FY17	Utility	A	19,230	27,732
HMS 903	FA	FY17	Utility	N	38,185	



Department of Human Services  
Operational Expenditures FY15, FY16, FY17

Table D

<u>Prog ID</u>	<u>Sub-Org</u>	<u>FY</u>	<u>Description</u> <u>(Salary, Utility, Supplies, Other)</u>	<u>MOF</u>	<u>Budgeted Amount</u>	<u>Actual Amount</u>
HMS 903	FA	FY17	Supplies	A	114,095	105,601
HMS 903	FA	FY17	Supplies	N	60,113	11
HMS 903	FA	FY17	Other	A	38,556,167	28,713,178
HMS 903	FA	FY17	Other	N	60,537,090	35,273,404
HMS 903	FA	FY17	Other	P	3,000	47
HMS 903	FA	FY17	Other	V		1,359
HMS 904	AA	FY15	Payroll	A	7,177,250	7,691,489
HMS 904	AA	FY15	Payroll	N	1,247,319	1,520,298
HMS 904	AA	FY15	Utility	A	788	
HMS 904	AA	FY15	Supplies	A	67,267	41,643
HMS 904	AA	FY15	Supplies	N	16,237	
HMS 904	AA	FY15	Other	A	587,153	616,766
HMS 904	AA	FY15	Other	N	283,170	18,375,460
HMS 904	AA	FY15	Other	P	604	500
HMS 904	AA	FY16	Payroll	A	8,279,959	8,170,564
HMS 904	AA	FY16	Payroll	N	2,069,992	1,425,149
HMS 904	AA	FY16	Utility	A	788	
HMS 904	AA	FY16	Supplies	A	67,267	43,821
HMS 904	AA	FY16	Supplies	N	16,237	
HMS 904	AA	FY16	Other	A	722,153	775,527
HMS 904	AA	FY16	Other	N	283,170	24,265,128
HMS 904	AA	FY16	Other	P	604	0
HMS 904	AA	FY17	Payroll	A	9,879,051	8,850,429
HMS 904	AA	FY17	Payroll	N	2,103,230	1,621,226
HMS 904	AA	FY17	Utility	A	788	
HMS 904	AA	FY17	Supplies	A	69,267	43,770
HMS 904	AA	FY17	Supplies	N	16,237	
HMS 904	AA	FY17	Other	A	1,712,078	2,510,802
HMS 904	AA	FY17	Other	B	280,575	

Department of Human Services  
Operational Expenditures FY15, FY16, FY17

Table D

<u>Prog ID</u>	<u>Sub-Org</u>	<u>FY</u>	<u>Description</u> <u>(Salary, Utility, Supplies, Other)</u>	<u>MOF</u>	<u>Budgeted Amount</u>	<u>Actual Amount</u>
HMS 904	AA	FY17	Other	N	612,904	4,502,432
HMS 904	AA	FY17	Other	P	1,500	

Department of Human Services  
Positions Filled from July 1, 2013 to November 30, 2017

Table E

<u>Prog ID</u>	<u>Sub-Org</u>	<u>Effective Date</u>	<u>Position Number</u>	<u>Position Title</u>	<u>Exempt (Y/N)</u>	<u>SR Level</u>	<u>BU Code</u>	<u>T/P</u>	<u>MOF</u>	<u>Budgeted FTE</u>	<u>Budgeted Salary</u>	<u>Actual FTE</u>	<u>Actual Salary</u>	<u>Occupied by 89 Day Hire (Y/N)</u>
HMS236	LC	07/01/13	4110	EliWkr1	N	SR12A	3	P	A	0.57		0.57		N
HMS236	LC	07/01/13	4110	EliWkr1	N	SR12A	3	P	N	0.43		0.43		N
HMS236	LC	07/01/13	4533	EliWkr3	N	SR16H	3	P	A	0.57		0.57		N
HMS236	LC	07/01/13	4533	EliWkr3	N	SR16H	3	P	N	0.43		0.43		N
HMS236	LC	07/01/13	37910	OffcAsst 3	N	SR08A	3	P	A	0.57		0.57		N
HMS236	LC	07/01/13	37910	OffcAsst 3	N	SR08A	3	P	N	0.43		0.43		N
HMS301	SA	07/01/13	19413	HSP 3	N	SR20C	13	P	A	0.60		0.60		N
HMS301	SA	07/01/13	19413	HSP 3	N	SR20C	13	P	N	0.40		0.40		N
HMS301	SA	07/01/13	26705	HSP 4	N	SR22C	13	P	A	0.60		0.60		N
HMS301	SA	07/01/13	26705	HSP 4	N	SR22C	13	P	N	0.40		0.40		N
HMS301	SA	07/01/13	29053	SocSvcAst4	N	SR11B	3	P	A	0.60		0.60		N
HMS301	SA	07/01/13	29053	SocSvcAst4	N	SR11B	3	P	N	0.40		0.40		N
HMS301	SA	07/01/13	117416	C/A PSSpv1	N	SR25G	23	P	A	0.60		0.60		N
HMS301	SA	07/01/13	117416	C/A PSSpv1	N	SR25G	23	P	N	0.40		0.40		N
HMS802	GA	07/01/13	15821	VocRehbSp1	N	SR16C	13	P	A	0.33		0.33		N
HMS802	GA	07/01/13	15821	VocRehbSp1	N	SR16C	13	P	N	0.67		0.67		N
HMS902	IA	07/01/13	43367	OffcAsst 3	N	SR08A	3	P	A	0.50		0.50		N
HMS902	IA	07/01/13	43367	OffcAsst 3	N	SR08A	3	P	N	0.50		0.50		N
HMS902	IA	07/01/13	119188	OffcAsst 3	N	SR08A	3	P	A	0.50		0.50		N
HMS902	IA	07/01/13	119188	OffcAsst 3	N	SR08A	3	P	N	0.50		0.50		N
HMS903	FA	07/01/13	27624	OffcAsst 3	N	SR08A	3	P	A	0.57		0.57		N
HMS903	FA	07/01/13	27624	OffcAsst 3	N	SR08A	3	P	N	0.43		0.43		N
HMS220	RH	07/02/13	8719	Secy 1	N	SR12A	63	T	N	1.00		1.00		Y
HMS220	RH	07/02/13	8832	CrftTradWk	Y	SRNA	2	T	N	1.00		1.00		N
HMS301	SA	07/02/13	44562	SocSvcAid3	N	SR09A	63	T	A	0.60		0.60		Y
HMS301	SA	07/02/13	44562	SocSvcAid3	N	SR09A	63	T	N	0.40		0.40		Y
HMS902	IA	07/08/13	100502	OffcAsst 3	N	SR08A	3	P	A	0.50		0.50		N
HMS902	IA	07/08/13	100502	OffcAsst 3	N	SR08A	3	P	N	0.50		0.50		N
HMS904	AA	07/08/13	43064	Pms 3	N	SR20E	73	P	A	1.00		1.00		N
HMS301	SA	07/09/13	118586	SocSvcAid2	N	SR07A	63	T	N	1.00		1.00		Y
HMS802	GA	07/09/13	23366	VedngFacSp	N	SR20E	13	P	A	0.33		0.33		N

Department of Human Services  
Positions Filled from July 1, 2013 to November 30, 2017

Table E

<u>Prog ID</u>	<u>Sub-Org</u>	<u>Effective Date</u>	<u>Position Number</u>	<u>Position Title</u>	<u>Exempt (Y/N)</u>	<u>SR Level</u>	<u>BU Code</u>	<u>T/P</u>	<u>MOF</u>	<u>Budgeted FTE</u>	<u>Budgeted Salary</u>	<u>Actual FTE</u>	<u>Actual Salary</u>	<u>Occupied by 89 Day Hire (Y/N)</u>
HMS802	GA	07/09/13	23366	VedngFacSp	N	SR20E	13	P	N	0.67		0.67		N
HMS236	LC	07/11/13	25015	OffcAsst 3	N	SR08A	63	T	A	0.57		0.57		Y
HMS236	LC	07/11/13	25015	OffcAsst 3	N	SR08A	63	T	N	0.43		0.43		Y
HMS301	SA	07/11/13	113138	SocialWkr3	N	SR20C	73	T	A	0.60		0.60		Y
HMS301	SA	07/11/13	113138	SocialWkr3	N	SR20C	73	T	N	0.40		0.40		Y
HMS236	LC	07/15/13	22289	OffcAsst 3	N	SR08A	3	P	A	0.57		0.57		N
HMS236	LC	07/15/13	22289	OffcAsst 3	N	SR08A	3	P	N	0.43		0.43		N
HMS236	LC	07/15/13	34710	EliWkr3	N	SR16D	3	P	A	0.57		0.57		N
HMS236	LC	07/15/13	34710	EliWkr3	N	SR16D	3	P	N	0.43		0.43		N
HMS301	SA	07/16/13	1726	Secy 1	N	SR12D	3	P	A	0.60		0.60		N
HMS301	SA	07/16/13	1726	Secy 1	N	SR12D	3	P	N	0.40		0.40		N
HMS301	SA	07/16/13	4545	HSP 3	N	SR20C	13	P	A	0.60		0.60		N
HMS301	SA	07/16/13	4545	HSP 3	N	SR20C	13	P	N	0.40		0.40		N
HMS902	IA	07/16/13	118420	EliWkr1	N	SR12A	63	T	A	0.50		0.50		Y
HMS902	IA	07/16/13	118420	EliWkr1	N	SR12A	63	T	N	0.50		0.50		Y
HMS902	IA	07/22/13	35690	OffcAsst 3	N	SR08A	3	P	A	0.50		0.50		N
HMS902	IA	07/22/13	35690	OffcAsst 3	N	SR08A	3	P	N	0.50		0.50		N
HMS301	SA	07/24/13	112751	HSP 4	N	SR22C	73	T	N	1.00		1.00		Y
HMS902	IA	07/24/13	36987	PrgSpct V	N	SR24H	13	P	A	0.50		0.50		N
HMS902	IA	07/24/13	36987	PrgSpct V	N	SR24H	13	P	N	0.50		0.50		N
HMS220	RH	07/25/13	8719	Secy 1	N	SR12A	3	P	N	1.00		1.00		N
HMS903	FA	07/25/13	26043	EliPgm Sp5	N	SR24M	13	P	A	0.53		0.53		N
HMS903	FA	07/25/13	26043	EliPgm Sp5	N	SR24M	13	P	N	0.47		0.47		N
HMS236	LC	07/29/13	24973	EliWkr1	N	SR12A	3	P	A	0.57		0.57		N
HMS236	LC	07/29/13	24973	EliWkr1	N	SR12A	3	P	N	0.43		0.43		N
HMS301	SA	07/29/13	26700	C/A PSSpc	N	SR23G	13	P	A	0.60		0.60		N
HMS301	SA	07/29/13	26700	C/A PSSpc	N	SR23G	13	P	N	0.40		0.40		N
HMS220	RH	07/30/13	19593	PubHsgSp 2	N	SR18C	73	T	N	1.00		1.00		Y
HMS301	SA	07/30/13	39424	SocSvcAst4	N	SR11A	63	T	A	0.60		0.60		Y
HMS301	SA	07/30/13	39424	SocSvcAst4	N	SR11A	63	T	N	0.40		0.40		Y
HMS902	IA	07/30/13	22385	EliWkr1	N	SR12A	63	T	A	0.50		0.50		Y

Department of Human Services  
Positions Filled from July 1, 2013 to November 30, 2017

Table E

<u>Prog ID</u>	<u>Sub-Org</u>	<u>Effective Date</u> <u>Position Filled</u>	<u>Position Number</u>	<u>Position Title</u>	<u>Exempt (Y/N)</u>	<u>SR Level</u>	<u>BU Code</u>	<u>T/P</u>	<u>MOF</u>	<u>Budgeted FTE</u>	<u>Budgeted Salary</u>	<u>Actual FTE</u>	<u>Actual Salary</u>	<u>Occupied by 89 Day Hire (Y/N)</u>
HMS902	IA	07/30/13	22385	EliWkr1	N	SR12A	63	T	N	0.50		0.50		Y
HMS902	IA	07/30/13	51822	Secy 1	N	SR12A	63	T	A	0.50		0.50		Y
HMS902	IA	07/30/13	51822	Secy 1	N	SR12A	63	T	N	0.50		0.50		Y
HMS238	GB	08/01/13	24938	OffcAsst 3	N	SR08A	63	T	N	1.00		1.00		Y
HMS301	SA	08/01/13	34398	SocialWkr4	N	SR22C	13	P	A	0.60		0.60		N
HMS301	SA	08/01/13	34398	SocialWkr4	N	SR22C	13	P	N	0.40		0.40		N
HMS902	IA	08/01/13	47489	EliWkr3	N	SR16F	3	P	A	0.50		0.50		N
HMS902	IA	08/01/13	47489	EliWkr3	N	SR16F	3	P	N	0.50		0.50		N
HMS902	IA	08/01/13	48664	EliWkr3	N	SR16D	3	P	A	0.50		0.50		N
HMS902	IA	08/01/13	48664	EliWkr3	N	SR16D	3	P	N	0.50		0.50		N
HMS902	IA	08/01/13	111151	IT Spclt 4	N	SR22C	13	P	A	0.50		0.50		N
HMS902	IA	08/01/13	111151	IT Spclt 4	N	SR22C	13	P	N	0.50		0.50		N
HMS301	SA	08/02/13	46378	SocSvcAid3	N	SR09A	63	T	A	0.60		0.60		Y
HMS301	SA	08/02/13	46378	SocSvcAid3	N	SR09A	63	T	N	0.40		0.40		Y
HMS601	TA	08/05/13	33484	Secy 3	N	SR16B	63	P	A	1.00		1.00		N
HMS301	SA	08/07/13	23899	C/A PSSpv1	N	SR25F	23	P	A	0.60		0.60		N
HMS301	SA	08/07/13	23899	C/A PSSpv1	N	SR25F	23	P	N	0.40		0.40		N
HMS236	LC	08/09/13	28099	OffcAsst 3	N	SR08A	3	P	A	0.57		0.57		N
HMS236	LC	08/09/13	28099	OffcAsst 3	N	SR08A	3	P	N	0.43		0.43		N
HMS229	HA	08/12/13	100923	Gen Prof'l	Y	SRNA	13	T	N	1.00		1.00		N
HMS229	HA	08/12/13	119285	PubHsgSu 3	N	SR20C	13	T	N	1.00		1.00		N
HMS301	SA	08/12/13	14125	C/A PSSpc	N	SR23C	13	P	A	0.60		0.60		N
HMS301	SA	08/12/13	14125	C/A PSSpc	N	SR23C	13	P	N	0.40		0.40		N
HMS903	FA	08/12/13	28069	EliPgm Sp4	N	SR22I	13	P	A	0.57		0.57		N
HMS903	FA	08/12/13	28069	EliPgm Sp4	N	SR22I	13	P	N	0.43		0.43		N
HMS220	RH	08/14/13	41667	SocSvcAst4	N	SR11A	63	T	N	1.00		1.00		Y
HMS802	GA	08/15/13	15665	VR Admr	N	EM08	35	P	A	0.33		0.33		N
HMS802	GA	08/15/13	15665	VR Admr	N	EM08	35	P	N	0.67		0.67		N
HMS903	FA	08/16/13	118060	EliPgm Sp3	N	SR20E	13	P	A	0.50		0.50		N
HMS903	FA	08/16/13	118060	EliPgm Sp3	N	SR20E	13	P	N	0.50		0.50		N
HMS229	HA	08/19/13	106429	IT Spclt 4	N	SR22C	73	T	N	1.00		1.00		Y

Department of Human Services  
Positions Filled from July 1, 2013 to November 30, 2017

Table E

<u>Prog ID</u>	<u>Sub-Org</u>	<u>Effective Date</u> <u>Position Filled</u>	<u>Position Number</u>	<u>Position Title</u>	<u>Exempt (Y/N)</u>	<u>SR Level</u>	<u>BU Code</u>	<u>T/P</u>	<u>MOF</u>	<u>Budgeted FTE</u>	<u>Budgeted Salary</u>	<u>Actual FTE</u>	<u>Actual Salary</u>	<u>Occupied by 89 Day Hire (Y/N)</u>
HMS802	GA	08/19/13	1662	VocRehbSp1	N	SR16C	13	P	A	0.34		0.34		N
HMS802	GA	08/19/13	1662	VocRehbSp1	N	SR16C	13	P	N	0.66		0.66		N
HMS902	IA	08/19/13	100483	RN 5	N	SR24B	79	T	A	0.25		0.25		Y
HMS902	IA	08/19/13	100483	RN 5	N	SR24B	79	T	N	0.75		0.75		Y
HMS236	LC	08/20/13	1700	EliWkr3	N	SR12A	63	T	A	0.57		0.57		Y
HMS236	LC	08/20/13	1700	EliWkr3	N	SR12A	63	T	N	0.43		0.43		Y
HMS301	SA	08/21/13	118588	SocSvcAid3	N	SR09A	63	T	N	1.00		1.00		Y
HMS301	SA	08/26/13	44705	HSP 2	N	SR18C	13	P	A	0.60		0.60		N
HMS301	SA	08/26/13	44705	HSP 2	N	SR18C	13	P	N	0.40		0.40		N
HMS802	GA	08/26/13	15295	RhbTchrBl3	N	SR20E	13	P	A	0.33		0.33		N
HMS802	GA	08/26/13	15295	RhbTchrBl3	N	SR20E	13	P	N	0.67		0.67		N
HMS902	IA	08/29/13	48643	EliWkr3	N	SR16A	63	T	A	0.50		0.50		Y
HMS902	IA	08/29/13	48643	EliWkr3	N	SR16A	63	T	N	0.50		0.50		Y
HMS236	LC	09/03/13	1664	EliWkr1	N	SR12D	3	P	A	0.57		0.57		N
HMS236	LC	09/03/13	1664	EliWkr1	N	SR12D	3	P	N	0.43		0.43		N
HMS236	LC	09/03/13	5067	OffcAsst 3	N	SR08A	3	P	A	0.57		0.57		N
HMS236	LC	09/03/13	5067	OffcAsst 3	N	SR08A	3	P	N	0.43		0.43		N
HMS236	LC	09/03/13	6409	EliWkr1	N	SR12A	3	P	A	0.57		0.57		N
HMS236	LC	09/03/13	6409	EliWkr1	N	SR12A	3	P	N	0.43		0.43		N
HMS236	LC	09/03/13	14126	EliWkr1	N	SR12A	3	P	A	0.57		0.57		N
HMS236	LC	09/03/13	14126	EliWkr1	N	SR12A	3	P	N	0.43		0.43		N
HMS236	LC	09/03/13	14142	EliWkr1	N	SR12F	3	P	A	0.57		0.57		N
HMS236	LC	09/03/13	14142	EliWkr1	N	SR12F	3	P	N	0.43		0.43		N
HMS236	LC	09/03/13	28071	EliWkr1	N	SR12A	3	P	A	0.57		0.57		N
HMS236	LC	09/03/13	28071	EliWkr1	N	SR12A	3	P	N	0.43		0.43		N
HMS236	LC	09/03/13	28191	OffcAsst 3	N	SR08A	63	T	A	0.57		0.57		Y
HMS236	LC	09/03/13	28191	OffcAsst 3	N	SR08A	63	T	N	0.43		0.43		Y
HMS236	LC	09/03/13	32376	EliWkr1	N	SR12B	3	P	A	0.57		0.57		N
HMS236	LC	09/03/13	32376	EliWkr1	N	SR12B	3	P	N	0.43		0.43		N
HMS236	LC	09/03/13	34715	EliWkr1	N	SR12A	3	P	A	0.57		0.57		N
HMS236	LC	09/03/13	34715	EliWkr1	N	SR12A	3	P	N	0.43		0.43		N

Department of Human Services  
Positions Filled from July 1, 2013 to November 30, 2017

Table E

<u>Prog ID</u>	<u>Sub-Org</u>	<u>Effective Date</u> <u>Position Filled</u>	<u>Position Number</u>	<u>Position Title</u>	<u>Exempt (Y/N)</u>	<u>SR Level</u>	<u>BU Code</u>	<u>T/P</u>	<u>MOF</u>	<u>Budgeted FTE</u>	<u>Budgeted Salary</u>	<u>Actual FTE</u>	<u>Actual Salary</u>	<u>Occupied by 89 Day Hire (Y/N)</u>
HMS236	LC	09/03/13	46886	S-S/SSSp3	N	SR20G	13	P	A	0.50		0.50		N
HMS236	LC	09/03/13	46886	S-S/SSSp3	N	SR20G	13	P	N	0.50		0.50		N
HMS301	SA	09/03/13	118586	SocSvcAid2	N	SR07A	63	T	N	1.00		1.00		Y
HMS601	TA	09/03/13	4639	Secy 1	N	SR12H	3	P	A	1.00		1.00		N
HMS902	IA	09/03/13	35312	OffcAsst 3	N	SR08A	3	P	A	0.50		0.50		N
HMS902	IA	09/03/13	35312	OffcAsst 3	N	SR08A	3	P	N	0.50		0.50		N
HMS902	IA	09/03/13	101597	OffcAsst 3	N	SR08A	3	P	A	0.50		0.50		N
HMS902	IA	09/03/13	101597	OffcAsst 3	N	SR08A	3	P	N	0.50		0.50		N
HMS301	SA	09/04/13	26704	SocialWkr3	N	SR20C	73	T	A	0.60		0.60		Y
HMS301	SA	09/04/13	26704	SocialWkr3	N	SR20C	73	T	N	0.40		0.40		Y
HMS301	SA	09/04/13	36510	SocSvcAid3	N	SR09D	3	P	A	0.60		0.60		N
HMS301	SA	09/04/13	36510	SocSvcAid3	N	SR09D	3	P	N	0.40		0.40		N
HMS301	SA	09/04/13	108920	SocSvcAid3	N	SR09A	63	T	A	0.60		0.60		Y
HMS301	SA	09/04/13	108920	SocSvcAid3	N	SR09A	63	T	N	0.40		0.40		Y
HMS802	GA	09/04/13	17806	VocRehbSp3	N	SR20C	13	P	A	0.33		0.33		N
HMS802	GA	09/04/13	17806	VocRehbSp3	N	SR20C	13	P	N	0.67		0.67		N
HMS802	GA	09/04/13	120699	EmpServSp3	N	SR20C	13	T	A	0.33		0.33		N
HMS802	GA	09/04/13	120699	EmpServSp3	N	SR20C	13	T	N	0.67		0.67		N
HMS902	IA	09/04/13	111047	Gen Prof'l	Y	SRNA	13	T	A	0.50		0.50		N
HMS902	IA	09/04/13	111047	Gen Prof'l	Y	SRNA	13	T	N	0.50		0.50		N
HMS229	HA	09/09/13	36360	Acct Clk 2	N	SR08A	3	P	N	1.00		1.00		N
HMS236	LC	09/09/13	22149	EliWkr1	N	SR12A	3	P	A	0.57		0.57		N
HMS236	LC	09/09/13	22149	EliWkr1	N	SR12A	3	P	N	0.43		0.43		N
HMS301	SA	09/09/13	40521	SocSvcAid3	N	SR09C	3	P	A	0.60		0.60		N
HMS301	SA	09/09/13	40521	SocSvcAid3	N	SR09C	3	P	N	0.40		0.40		N
HMS802	GA	09/09/13	120698	VocRehbSp2	N	SR18C	13	T	A	0.33		0.33		N
HMS802	GA	09/09/13	120698	VocRehbSp2	N	SR18C	13	T	N	0.67		0.67		N
HMS902	IA	09/09/13	111095	IT Spclt 3	N	SR20G	13	P	A	0.50		0.50		N
HMS902	IA	09/09/13	111095	IT Spclt 3	N	SR20G	13	P	N	0.50		0.50		N
HMS903	FA	09/09/13	32160	OffcAsst 3	N	SR08A	63	T	N	1.00		1.00		Y
HMS236	LC	09/16/13	28066	EliWkr1	N	SR12A	3	P	A	0.57		0.57		N

Department of Human Services  
Positions Filled from July 1, 2013 to November 30, 2017

Table E

<u>Prog ID</u>	<u>Sub-Org</u>	<u>Effective Date</u> <u>Position Filled</u>	<u>Position Number</u>	<u>Position Title</u>	<u>Exempt (Y/N)</u>	<u>SR Level</u>	<u>BU Code</u>	<u>T/P</u>	<u>MOF</u>	<u>Budgeted FTE</u>	<u>Budgeted Salary</u>	<u>Actual FTE</u>	<u>Actual Salary</u>	<u>Occupied by 89 Day Hire (Y/N)</u>
HMS236	LC	09/16/13	28066	EliWkr1	N	SR12A	3	P	N	0.43		0.43		N
HMS301	SA	09/16/13	29570	C/A PSSpv1	N	SR25F	23	P	A	0.60		0.60		N
HMS301	SA	09/16/13	29570	C/A PSSpv1	N	SR25F	23	P	N	0.40		0.40		N
HMS301	SA	09/16/13	118530	SocSvcAid3	N	SR09B	3	P	A	0.60		0.60		N
HMS301	SA	09/16/13	118530	SocSvcAid3	N	SR09B	3	P	N	0.40		0.40		N
HMS901	MA	09/16/13	41561	SocialWkr4	N	SR22C	13	P	A	0.75		0.75		N
HMS901	MA	09/16/13	41561	SocialWkr4	N	SR22C	13	P	N	0.25		0.25		N
HMS902	IA	09/19/13	100525	OffcAsst 3	N	SR08A	3	P	A	0.50		0.50		N
HMS902	IA	09/19/13	100525	OffcAsst 3	N	SR08A	3	P	N	0.50		0.50		N
HMS236	LC	09/24/13	3781	OffcAsst 3	N	SR08A	63	T	A	0.57		0.57		Y
HMS236	LC	09/24/13	3781	OffcAsst 3	N	SR08A	63	T	N	0.43		0.43		Y
HMS902	IA	09/24/13	47479	Secy 1	N	SR12A	3	P	A	0.50		0.50		N
HMS902	IA	09/24/13	47479	Secy 1	N	SR12A	3	P	N	0.50		0.50		N
HMS236	LC	09/25/13	25015	OffcAsst 3	N	SR08A	3	P	A	0.57		0.57		N
HMS236	LC	09/25/13	25015	OffcAsst 3	N	SR08A	3	P	N	0.43		0.43		N
HMS220	RH	10/01/13	23696	PubHsgSp 1	N	SR16C	13	P	N	1.00		1.00		N
HMS229	HA	10/01/13	120409	SafetyTech	Y	SRNA	3	T	W	1.00		1.00		N
HMS236	LC	10/01/13	4537	EliWkr1	N	SR12A	3	P	A	0.57		0.57		N
HMS236	LC	10/01/13	4537	EliWkr1	N	SR12A	3	P	N	0.43		0.43		N
HMS236	LC	10/01/13	28125	EliWkr1	N	SR12A	3	P	A	0.57		0.57		N
HMS236	LC	10/01/13	28125	EliWkr1	N	SR12A	3	P	N	0.43		0.43		N
HMS301	SA	10/01/13	1721	C/A PSSpv2	N	SR27K	23	P	A	0.60		0.60		N
HMS301	SA	10/01/13	1721	C/A PSSpv2	N	SR27K	23	P	N	0.40		0.40		N
HMS302	DA	10/01/13	36796	SocialWkr3	N	SR20H	13	P	A	0.50		0.50		N
HMS302	DA	10/01/13	36796	SocialWkr3	N	SR20H	13	P	N	0.50		0.50		N
HMS802	GA	10/01/13	10816	VocRehbSp3	N	SR20C	13	P	A	0.34		0.34		N
HMS802	GA	10/01/13	10816	VocRehbSp3	N	SR20C	13	P	N	0.66		0.66		N
HMS802	GA	10/01/13	24469	VocRehbSp1	N	SR16C	13	P	A	0.33		0.33		N
HMS802	GA	10/01/13	24469	VocRehbSp1	N	SR16C	13	P	N	0.67		0.67		N
HMS902	IA	10/01/13	48644	EliWkr3	N	SR16F	3	P	A	0.50		0.50		N
HMS902	IA	10/01/13	48644	EliWkr3	N	SR16F	3	P	N	0.50		0.50		N



Department of Human Services  
Positions Filled from July 1, 2013 to November 30, 2017

Table E

<u>Prog ID</u>	<u>Sub-Org</u>	<u>Effective Date</u>	<u>Position Number</u>	<u>Position Title</u>	<u>Exempt (Y/N)</u>	<u>SR Level</u>	<u>BU Code</u>	<u>T/P</u>	<u>MOF</u>	<u>Budgeted FTE</u>	<u>Budgeted Salary</u>	<u>Actual FTE</u>	<u>Actual Salary</u>	<u>Occupied by 89 Day Hire (Y/N)</u>
HMS229	HA	10/02/13	42104	Secy 1	N	SR12A	3	P	W	1.00		1.00		N
HMS301	SA	10/02/13	44562	SocSvcAid3	N	SR09A	63	T	A	0.60		0.60		Y
HMS301	SA	10/02/13	44562	SocSvcAid3	N	SR09A	63	T	N	0.40		0.40		Y
HMS236	LC	10/03/13	32643	EliWkr1	N	SR12A	3	P	A	0.57		0.57		N
HMS236	LC	10/03/13	32643	EliWkr1	N	SR12A	3	P	N	0.43		0.43		N
HMS229	HA	10/07/13	101326	EngProf'l	Y	SRNA	13	T	W	1.00		1.00		N
HMS301	SA	10/07/13	29540	C/A PSSpc	N	SR23C	13	P	A	0.60		0.60		N
HMS301	SA	10/07/13	29540	C/A PSSpc	N	SR23C	13	P	N	0.40		0.40		N
HMS301	SA	10/07/13	36331	C/A PSSpc	N	SR23C	13	P	A	0.60		0.60		N
HMS301	SA	10/07/13	36331	C/A PSSpc	N	SR23C	13	P	N	0.40		0.40		N
HMS301	SA	10/07/13	42334	C/A PSSpc	N	SR23F	13	P	A	0.60		0.60		N
HMS301	SA	10/07/13	42334	C/A PSSpc	N	SR23F	13	P	N	0.40		0.40		N
HMS601	TA	10/07/13	101628	Auditor 3	N	SR20C	13	P	A	1.00		1.00		N
HMS902	IA	10/07/13	51816	OffcAsst 3	N	SR08A	63	T	A	0.50		0.50		Y
HMS902	IA	10/07/13	51816	OffcAsst 3	N	SR08A	63	T	N	0.50		0.50		Y
HMS236	LC	10/08/13	31448	OffcAsst 3	N	SR08A	63	T	A	0.57		0.57		Y
HMS236	LC	10/08/13	31448	OffcAsst 3	N	SR08A	63	T	N	0.43		0.43		Y
HMS301	SA	10/08/13	113138	SocialWkr3	N	SR20C	13	P	A	0.60		0.60		N
HMS301	SA	10/08/13	113138	SocialWkr3	N	SR20C	13	P	N	0.40		0.40		N
HMS301	SA	10/09/13	4679	C/A PSSpc	N	SR23C	73	T	A	0.60		0.60		Y
HMS301	SA	10/09/13	4679	C/A PSSpc	N	SR23C	73	T	N	0.40		0.40		Y
HMS301	SA	10/09/13	36143	HSP 4	N	SR22C	13	P	A	0.60		0.60		N
HMS301	SA	10/09/13	36143	HSP 4	N	SR22C	13	P	N	0.40		0.40		N
HMS236	LC	10/11/13	28246	EliWkr3	N	SR16H	3	P	A	0.57		0.57		N
HMS236	LC	10/11/13	28246	EliWkr3	N	SR16H	3	P	N	0.43		0.43		N
HMS301	SA	10/14/13	44793	C/A PSSpc	N	SR23I	13	P	A	0.60		0.60		N
HMS301	SA	10/14/13	44793	C/A PSSpc	N	SR23I	13	P	N	0.40		0.40		N
HMS301	SA	10/15/13	21371	SocialWkr3	N	SR20C	13	P	A	0.60		0.60		N
HMS301	SA	10/15/13	21371	SocialWkr3	N	SR20C	13	P	N	0.40		0.40		N
HMS902	IA	10/15/13	51847	EliPgm Sp3	N	SR20C	13	P	A	0.50		0.50		N
HMS902	IA	10/15/13	51847	EliPgm Sp3	N	SR20C	13	P	N	0.50		0.50		N

Department of Human Services  
Positions Filled from July 1, 2013 to November 30, 2017

Table E

<u>Prog ID</u>	<u>Sub-Org</u>	<u>Effective Date</u> <u>Position Filled</u>	<u>Position Number</u>	<u>Position Title</u>	<u>Exempt (Y/N)</u>	<u>SR Level</u>	<u>BU Code</u>	<u>T/P</u>	<u>MOF</u>	<u>Budgeted FTE</u>	<u>Budgeted Salary</u>	<u>Actual FTE</u>	<u>Actual Salary</u>	<u>Occupied by 89 Day Hire (Y/N)</u>
HMS236	LC	10/16/13	28116	EliWkr1	N	SR12A	3	P	A	0.57		0.57		N
HMS236	LC	10/16/13	28116	EliWkr1	N	SR12A	3	P	N	0.43		0.43		N
HMS236	LC	10/16/13	34709	EliWkr1	N	SR12A	3	P	A	0.57		0.57		N
HMS236	LC	10/16/13	34709	EliWkr1	N	SR12A	3	P	N	0.43		0.43		N
HMS236	LC	10/16/13	45526	ProfTrain1	N	SR16E	13	P	A	0.50		0.50		N
HMS236	LC	10/16/13	45526	ProfTrain1	N	SR16E	13	P	N	0.50		0.50		N
HMS802	GA	10/16/13	15823	VocRehbSp1	N	SR16H	13	P	A	0.33		0.33		N
HMS802	GA	10/16/13	15823	VocRehbSp1	N	SR16H	13	P	N	0.67		0.67		N
HMS802	GA	10/16/13	21329	VocRehbSp1	N	SR16C	13	P	A	0.33		0.33		N
HMS802	GA	10/16/13	21329	VocRehbSp1	N	SR16C	13	P	N	0.67		0.67		N
HMS902	IA	10/17/13	118420	EliWkr1	N	SR12A	63	T	A	0.50		0.50		Y
HMS902	IA	10/17/13	118420	EliWkr1	N	SR12A	63	T	N	0.50		0.50		Y
HMS236	LC	10/21/13	4539	EliWkr1	N	SR12B	3	P	A	0.57		0.57		N
HMS236	LC	10/21/13	4539	EliWkr1	N	SR12B	3	P	N	0.43		0.43		N
HMS902	IA	10/21/13	22385	EliWkr1	N	SR12B	3	P	A	0.50		0.50		N
HMS902	IA	10/21/13	22385	EliWkr1	N	SR12B	3	P	N	0.50		0.50		N
HMS904	AA	10/21/13	34020	Acct Clk 3	N	SR11B	3	P	A	1.00		1.00		N
HMS301	SA	10/22/13	112751	C/A PSSpc	N	SR23C	73	T	N	1.00		1.00		Y
HMS229	HA	10/23/13	117929	SocSvcProf	Y	SRNA	73	T	N	1.00		1.00		N
HMS301	SA	10/28/13	36327	HSP 4	N	SR22C	13	P	A	0.60		0.60		N
HMS301	SA	10/28/13	36327	HSP 4	N	SR22C	13	P	N	0.40		0.40		N
HMS904	AA	10/28/13	26379	EliWkr4	N	SR18G	3	P	A	0.55		0.55		N
HMS904	AA	10/28/13	26379	EliWkr4	N	SR18G	3	P	N	0.45		0.45		N
HMS220	RH	10/29/13	19593	PubHsgSp 2	N	SR18C	73	T	N	1.00		1.00		Y
HMS301	SA	10/29/13	39424	SocSvcAst4	N	SR11A	63	T	A	0.60		0.60		Y
HMS301	SA	10/29/13	39424	SocSvcAst4	N	SR11A	63	T	N	0.40		0.40		Y
HMS902	IA	10/29/13	51822	Secy 1	N	SR12A	63	T	A	0.50		0.50		Y
HMS902	IA	10/29/13	51822	Secy 1	N	SR12A	63	T	N	0.50		0.50		Y
HMS301	SA	10/31/13	46378	SocSvcAid3	N	SR09A	63	T	A	0.60		0.60		Y
HMS301	SA	10/31/13	46378	SocSvcAid3	N	SR09A	63	T	N	0.40		0.40		Y
HMS229	HA	11/01/13	102048	SocSvcProf	Y	SRNA	13	T	W	1.00		1.00		N

Department of Human Services  
Positions Filled from July 1, 2013 to November 30, 2017

Table E

<u>Prog ID</u>	<u>Sub-Org</u>	<u>Effective Date</u> <u>Position Filled</u>	<u>Position Number</u>	<u>Position Title</u>	<u>Exempt (Y/N)</u>	<u>SR Level</u>	<u>BU Code</u>	<u>T/P</u>	<u>MOF</u>	<u>Budgeted FTE</u>	<u>Budgeted Salary</u>	<u>Actual FTE</u>	<u>Actual Salary</u>	<u>Occupied by 89 Day Hire (Y/N)</u>
HMS236	LC	11/01/13	5081	Secy 1	N	SR12A	3	P	A	0.57		0.57		N
HMS236	LC	11/01/13	5081	Secy 1	N	SR12A	3	P	N	0.43		0.43		N
HMS236	LC	11/01/13	28243	EliWkr1	N	SR12A	3	P	A	0.57		0.57		N
HMS236	LC	11/01/13	28243	EliWkr1	N	SR12A	3	P	N	0.43		0.43		N
HMS236	LC	11/01/13	43791	ProfTrain1	N	SR16C	13	P	A	0.50		0.50		N
HMS236	LC	11/01/13	43791	ProfTrain1	N	SR16C	13	P	N	0.50		0.50		N
HMS301	SA	11/01/13	108920	SocSvcAid3	N	SR09A	3	P	A	0.60		0.60		N
HMS301	SA	11/01/13	108920	SocSvcAid3	N	SR09A	3	P	N	0.40		0.40		N
HMS802	GA	11/01/13	12555	VocRehbSp3	N	SR20C	13	P	A	0.34		0.34		N
HMS802	GA	11/01/13	12555	VocRehbSp3	N	SR20C	13	P	N	0.66		0.66		N
HMS802	GA	11/01/13	14579	VocRehbSp1	N	SR16C	13	P	A	0.34		0.34		N
HMS802	GA	11/01/13	14579	VocRehbSp1	N	SR16C	13	P	N	0.66		0.66		N
HMS902	IA	11/04/13	100454	RN 4	N	SR22B	9	P	A	0.25		0.25		N
HMS902	IA	11/04/13	100454	RN 4	N	SR22B	9	P	N	0.75		0.75		N
HMS301	SA	11/06/13	118584	HSP 4	N	SR22C	13	P	A	0.60		0.60		N
HMS301	SA	11/06/13	118584	HSP 4	N	SR22C	13	P	N	0.40		0.40		N
HMS903	FA	11/12/13	32803	Invstgr 4	N	SR22C	73	T	A	0.53		0.53		Y
HMS903	FA	11/12/13	32803	Invstgr 4	N	SR22C	73	T	N	0.47		0.47		Y
HMS220	RH	11/13/13	41667	SocSvcAst4	N	SR11A	63	T	N	1.00		1.00		Y
HMS904	AA	11/13/13	117269	Gen Prof'l	Y	SRNA	73	T	A	1.00		1.00		N
HMS229	HA	11/19/13	106429	IT Spclt 4	N	SR22C	73	T	N	1.00		1.00		Y
HMS236	LC	11/19/13	1700	EliWkr3	N	SR12A	63	T	A	0.57		0.57		Y
HMS236	LC	11/19/13	1700	EliWkr3	N	SR12A	63	T	N	0.43		0.43		Y
HMS902	IA	11/19/13	100483	RN 5	N	SR24B	79	T	A	0.25		0.25		Y
HMS902	IA	11/19/13	100483	RN 5	N	SR24B	79	T	N	0.75		0.75		Y
HMS301	SA	11/20/13	118616	HSP 5	N	SR24L	13	P	A	0.60		0.60		N
HMS301	SA	11/20/13	118616	HSP 5	N	SR24L	13	P	N	0.40		0.40		N
HMS902	IA	11/27/13	48643	EliWkr3	N	SR16A	63	T	A	0.50		0.50		Y
HMS902	IA	11/27/13	48643	EliWkr3	N	SR16A	63	T	N	0.50		0.50		Y
HMS802	GA	12/02/13	15814	VocRehbSp5	N	SR24C	23	P	A	0.33		0.33		N
HMS802	GA	12/02/13	15814	VocRehbSp5	N	SR24C	23	P	N	0.67		0.67		N

Department of Human Services  
Positions Filled from July 1, 2013 to November 30, 2017

Table E

<u>Prog ID</u>	<u>Sub-Org</u>	<u>Effective Date</u> <u>Position Filled</u>	<u>Position Number</u>	<u>Position Title</u>	<u>Exempt (Y/N)</u>	<u>SR Level</u>	<u>BU Code</u>	<u>T/P</u>	<u>MOF</u>	<u>Budgeted FTE</u>	<u>Budgeted Salary</u>	<u>Actual FTE</u>	<u>Actual Salary</u>	<u>Occupied by 89 Day Hire (Y/N)</u>
HMS236	LC	12/03/13	28191	OffcAsst 3	N	SR08A	63	T	A	0.57		0.57		Y
HMS236	LC	12/03/13	28191	OffcAsst 3	N	SR08A	63	T	N	0.43		0.43		Y
HMS904	AA	12/17/13	2464	PgmBdAnIM1	N	EM05	35	P	A	1.00		1.00		N
HMS301	SA	12/20/13	117494	OffcAsst 3	N	SR08B	3	P	A	0.60		0.60		N
HMS301	SA	12/20/13	117494	OffcAsst 3	N	SR08B	3	P	N	0.40		0.40		N
HMS236	LC	12/24/13	3781	OffcAsst 3	N	SR08A	63	T	A	0.57		0.57		Y
HMS236	LC	12/24/13	3781	OffcAsst 3	N	SR08A	63	T	N	0.43		0.43		Y
HMS236	LC	01/02/14	17696	Secy 2	N	SR14A	3	P	A	0.57		0.57		N
HMS236	LC	01/02/14	17696	Secy 2	N	SR14A	3	P	N	0.43		0.43		N
HMS236	LC	01/02/14	22159	EliWkr1	N	SR12A	3	P	A	0.57		0.57		N
HMS236	LC	01/02/14	22159	EliWkr1	N	SR12A	3	P	N	0.43		0.43		N
HMS236	LC	01/02/14	22362	EliWkr1	N	SR12A	3	P	A	0.57		0.57		N
HMS236	LC	01/02/14	22362	EliWkr1	N	SR12A	3	P	N	0.43		0.43		N
HMS236	LC	01/02/14	31448	OffcAsst 3	N	SR08A	3	P	A	0.57		0.57		N
HMS236	LC	01/02/14	31448	OffcAsst 3	N	SR08A	3	P	N	0.43		0.43		N
HMS236	LC	01/02/14	34719	EliWkr1	N	SR12A	3	P	A	0.57		0.57		N
HMS236	LC	01/02/14	34719	EliWkr1	N	SR12A	3	P	N	0.43		0.43		N
HMS236	LC	01/02/14	35071	EliWkr5	N	SR20G	4	P	A	0.57		0.57		N
HMS236	LC	01/02/14	35071	EliWkr5	N	SR20G	4	P	N	0.43		0.43		N
HMS236	LC	01/02/14	42177	Secy 1	N	SR12C	3	P	A	0.57		0.57		N
HMS236	LC	01/02/14	42177	Secy 1	N	SR12C	3	P	N	0.43		0.43		N
HMS236	LC	01/02/14	42178	Secy 1	N	SR12A	3	P	A	0.57		0.57		N
HMS236	LC	01/02/14	42178	Secy 1	N	SR12A	3	P	N	0.43		0.43		N
HMS236	LC	01/02/14	42983	EliPgm Sp3	N	SR20D	13	P	A	0.57		0.57		N
HMS236	LC	01/02/14	42983	EliPgm Sp3	N	SR20D	13	P	N	0.43		0.43		N
HMS301	SA	01/02/14	1719	C/A PSSpv2	N	SR27J	23	P	A	0.60		0.60		N
HMS301	SA	01/02/14	1719	C/A PSSpv2	N	SR27J	23	P	N	0.40		0.40		N
HMS301	SA	01/02/14	3471	HSP 4	N	SR22C	13	P	A	0.60		0.60		N
HMS301	SA	01/02/14	3471	HSP 4	N	SR22C	13	P	N	0.40		0.40		N
HMS301	SA	01/02/14	17693	SocialWkr4	N	SR22C	13	P	A	0.60		0.60		N
HMS301	SA	01/02/14	17693	SocialWkr4	N	SR22C	13	P	N	0.40		0.40		N
HMS301	SA	01/02/14	35725	OffcAsst 3	N	SR08A	3	P	A	0.60		0.60		N

Department of Human Services  
Positions Filled from July 1, 2013 to November 30, 2017

Table E

<u>Prog ID</u>	<u>Sub-Org</u>	<u>Effective Date</u>	<u>Position Number</u>	<u>Position Title</u>	<u>Exempt (Y/N)</u>	<u>SR Level</u>	<u>BU Code</u>	<u>T/P</u>	<u>MOF</u>	<u>Budgeted FTE</u>	<u>Budgeted Salary</u>	<u>Actual FTE</u>	<u>Actual Salary</u>	<u>Occupied by 89 Day Hire (Y/N)</u>
HMS301	SA	01/02/14	35725	OffcAsst 3	N	SR08A	3	P	N	0.40		0.40		N
HMS301	SA	01/02/14	36334	HSP 2	N	SR18C	13	P	A	0.60		0.60		N
HMS301	SA	01/02/14	36334	HSP 2	N	SR18C	13	P	N	0.40		0.40		N
HMS301	SA	01/02/14	36519	Secy 1	N	SR12A	3	P	A	0.60		0.60		N
HMS301	SA	01/02/14	36519	Secy 1	N	SR12A	3	P	N	0.40		0.40		N
HMS301	SA	01/02/14	39423	SocSvcAst4	N	SR11A	3	P	A	0.60		0.60		N
HMS301	SA	01/02/14	39423	SocSvcAst4	N	SR11A	3	P	N	0.40		0.40		N
HMS301	SA	01/02/14	40518	SocSvcAid3	N	SR09A	3	P	A	0.60		0.60		N
HMS301	SA	01/02/14	40518	SocSvcAid3	N	SR09A	3	P	N	0.40		0.40		N
HMS301	SA	01/02/14	44240	HSP 3	N	SR20C	13	P	A	0.60		0.60		N
HMS301	SA	01/02/14	44240	HSP 3	N	SR20C	13	P	N	0.40		0.40		N
HMS301	SA	01/02/14	46358	SocSvcAst4	N	SR11B	3	P	A	0.60		0.60		N
HMS301	SA	01/02/14	46358	SocSvcAst4	N	SR11B	3	P	N	0.40		0.40		N
HMS301	SA	01/02/14	118577	C/A PSSpc	N	SR23E	13	P	N	1.00		1.00		N
HMS802	GA	01/02/14	12557	VR Mgr2	N	EM03	35	P	A	0.34		0.34		N
HMS802	GA	01/02/14	12557	VR Mgr2	N	EM03	35	P	N	0.66		0.66		N
HMS802	GA	01/02/14	120668	OffcAsst 3	N	SR08A	3	T	A	0.33		0.33		N
HMS802	GA	01/02/14	120668	OffcAsst 3	N	SR08A	3	T	N	0.67		0.67		N
HMS901	MA	01/02/14	34655	HSP 5	N	SR24C	13	P	A	0.75		0.75		N
HMS901	MA	01/02/14	34655	HSP 5	N	SR24C	13	P	N	0.25		0.25		N
HMS903	FA	01/02/14	32160	OffcAsst 3	N	SR08A	3	P	N	1.00		1.00		N
HMS904	AA	01/02/14	117103	OffcAsst 3	N	SR08A	63	T	A	1.00		1.00		N
HMS220	RH	01/03/14	6693	PubHsgSu 4	N	SR22F	13	P	N	1.00		1.00		N
HMS229	HA	01/03/14	118550	Gen Prof'l	Y	SRNA	0	T	N	1.00		1.00		N
HMS301	SA	01/03/14	46378	SocSvcAid3	N	SR09A	3	P	A	0.60		0.60		N
HMS301	SA	01/03/14	46378	SocSvcAid3	N	SR09A	3	P	N	0.40		0.40		N
HMS601	TA	01/03/14	30543	OffcAsst 3	N	SR08A	3	P	A	1.00		1.00		N
HMS802	GA	01/03/14	120795	VocRehbSp3	N	SR20C	13	T	A	0.33		0.33		N
HMS802	GA	01/03/14	120795	VocRehbSp3	N	SR20C	13	T	N	0.67		0.67		N
HMS902	IA	01/03/14	118420	EliWkr1	N	SR12H	3	P	A	0.50		0.50		N
HMS902	IA	01/03/14	118420	EliWkr1	N	SR12H	3	P	N	0.50		0.50		N

Department of Human Services  
Positions Filled from July 1, 2013 to November 30, 2017

Table E

Prog ID	Sub-Org	Effective Date Position Filled	Position Number	Position Title	Exempt (Y/N)	SR Level	BU Code	T/P	MOF	Budgeted FTE	Budgeted Salary	Actual FTE	Actual Salary	Occupied by 89 Day Hire (Y/N)
HMS220	RH	01/06/14	41667	SocSvcAst4	N	SR11A	3	P	N	1.00		1.00		N
HMS236	LC	01/06/14	7715	EliWkr1	N	SR12A	3	P	A	0.57		0.57		N
HMS236	LC	01/06/14	7715	EliWkr1	N	SR12A	3	P	N	0.43		0.43		N
HMS236	LC	01/06/14	28082	EliWkr1	N	SR12A	3	P	A	0.57		0.57		N
HMS236	LC	01/06/14	28082	EliWkr1	N	SR12A	3	P	N	0.43		0.43		N
HMS236	LC	01/06/14	35879	EliWkr5	N	SR20A	4	P	A	0.57		0.57		N
HMS236	LC	01/06/14	35879	EliWkr5	N	SR20A	4	P	N	0.43		0.43		N
HMS301	SA	01/06/14	12161	SocSvcAst4	N	SR11F	3	P	A	0.60		0.60		N
HMS301	SA	01/06/14	12161	SocSvcAst4	N	SR11F	3	P	N	0.40		0.40		N
HMS301	SA	01/06/14	44016	SocialWkr4	N	SR22I	13	P	A	0.60		0.60		N
HMS301	SA	01/06/14	44016	SocialWkr4	N	SR22I	13	P	N	0.40		0.40		N
HMS301	SA	01/06/14	118583	Secy 1	N	SR12C	3	P	A	0.60		0.60		N
HMS301	SA	01/06/14	118583	Secy 1	N	SR12C	3	P	N	0.40		0.40		N
HMS802	GA	01/06/14	19025	OffcAsst 3	N	SR08A	3	P	A	0.33		0.33		N
HMS802	GA	01/06/14	19025	OffcAsst 3	N	SR08A	3	P	N	0.67		0.67		N
HMS903	FA	01/06/14	17597	EliPgm Sp3	N	SR20J	13	P	A	0.53		0.53		N
HMS903	FA	01/06/14	17597	EliPgm Sp3	N	SR20J	13	P	N	0.47		0.47		N
HMS903	FA	01/06/14	28238	PurchTech1	N	SR11A	3	P	A	0.57		0.57		N
HMS903	FA	01/06/14	28238	PurchTech1	N	SR11A	3	P	N	0.43		0.43		N
HMS904	AA	01/06/14	2622	Pers Clk 3	N	SR09B	63	P	A	1.00		1.00		N
HMS904	AA	01/06/14	30532	EliWkr4	N	SR18I	3	P	A	0.55		0.55		N
HMS904	AA	01/06/14	30532	EliWkr4	N	SR18I	3	P	N	0.45		0.45		N
HMS904	AA	01/06/14	30533	EliWkr4	N	SR18F	3	P	A	0.55		0.55		N
HMS904	AA	01/06/14	30533	EliWkr4	N	SR18F	3	P	N	0.45		0.45		N
HMS301	SA	01/07/14	4679	C/A PSSpc	N	SR23C	73	T	A	0.60		0.60		Y
HMS301	SA	01/07/14	4679	C/A PSSpc	N	SR23C	73	T	N	0.40		0.40		Y
HMS902	IA	01/08/14	35535	EliWkr1	N	SR12A	3	P	A	0.50		0.50		N
HMS902	IA	01/08/14	35535	EliWkr1	N	SR12A	3	P	N	0.50		0.50		N
HMS902	IA	01/10/14	101627	EliPgm Sp3	N	SR20C	13	P	A	0.25		0.25		N
HMS902	IA	01/10/14	101627	EliPgm Sp3	N	SR20C	13	P	N	0.75		0.75		N
HMS904	AA	01/10/14	1642	BusMgtOfr2	N	EM07	35	P	A	1.00		1.00		N

Department of Human Services  
Positions Filled from July 1, 2013 to November 30, 2017

Table E

<u>Prog ID</u>	<u>Sub-Org</u>	<u>Effective Date</u> <u>Position Filled</u>	<u>Position Number</u>	<u>Position Title</u>	<u>Exempt (Y/N)</u>	<u>SR Level</u>	<u>BU Code</u>	<u>T/P</u>	<u>MOF</u>	<u>Budgeted FTE</u>	<u>Budgeted Salary</u>	<u>Actual FTE</u>	<u>Actual Salary</u>	<u>Occupied by 89 Day Hire (Y/N)</u>
HMS224	HS	01/13/14	27585	OffcAsst 3	N	SR08A	3	P	A	1.00		1.00		N
HMS236	LC	01/13/14	22856	EliWkr1	N	SR12A	3	P	A	0.57		0.57		N
HMS236	LC	01/13/14	22856	EliWkr1	N	SR12A	3	P	N	0.43		0.43		N
HMS301	SA	01/13/14	26704	HSP 3	N	SR20C	13	P	A	0.60		0.60		N
HMS301	SA	01/13/14	26704	HSP 3	N	SR20C	13	P	N	0.40		0.40		N
HMS301	SA	01/13/14	39424	SocSvcAst4	N	SR11A	3	P	A	0.60		0.60		N
HMS301	SA	01/13/14	39424	SocSvcAst4	N	SR11A	3	P	N	0.40		0.40		N
HMS301	SA	01/13/14	42366	SocialWkr4	N	SR22C	13	P	A	0.60		0.60		N
HMS301	SA	01/13/14	42366	SocialWkr4	N	SR22C	13	P	N	0.40		0.40		N
HMS301	SA	01/13/14	46386	SocSvcAst4	N	SR11A	3	P	A	0.60		0.60		N
HMS301	SA	01/13/14	46386	SocSvcAst4	N	SR11A	3	P	N	0.40		0.40		N
HMS903	FA	01/13/14	37130	Invstgr 3	N	SR20C	13	P	A	0.53		0.53		N
HMS903	FA	01/13/14	37130	Invstgr 3	N	SR20C	13	P	N	0.47		0.47		N
HMS220	RH	01/16/14	6785	PubHsgSp 2	N	SR18C	13	P	N	1.00		1.00		N
HMS236	LC	01/16/14	3781	OffcAsst 3	N	SR08A	3	P	A	0.57		0.57		N
HMS236	LC	01/16/14	3781	OffcAsst 3	N	SR08A	3	P	N	0.43		0.43		N
HMS236	LC	01/16/14	17399	EliWkr5	N	SR20I	4	P	A	0.57		0.57		N
HMS236	LC	01/16/14	17399	EliWkr5	N	SR20I	4	P	N	0.43		0.43		N
HMS236	LC	01/16/14	24182	EliWkr1	N	SR12A	3	P	A	0.57		0.57		N
HMS236	LC	01/16/14	24182	EliWkr1	N	SR12A	3	P	N	0.43		0.43		N
HMS236	LC	01/16/14	28114	EliWkr1	N	SR12A	3	P	A	0.57		0.57		N
HMS236	LC	01/16/14	28114	EliWkr1	N	SR12A	3	P	N	0.43		0.43		N
HMS301	SA	01/16/14	44707	HSP 3	N	SR20C	13	P	A	0.60		0.60		N
HMS301	SA	01/16/14	44707	HSP 3	N	SR20C	13	P	N	0.40		0.40		N
HMS802	GA	01/16/14	120835	VocRehbSp3	N	SR20C	13	T	A	0.33		0.33		N
HMS802	GA	01/16/14	120835	VocRehbSp3	N	SR20C	13	T	N	0.67		0.67		N
HMS902	IA	01/16/14	48639	EliWkr1	N	SR12A	3	P	A	0.50		0.50		N
HMS902	IA	01/16/14	48639	EliWkr1	N	SR12A	3	P	N	0.50		0.50		N
HMS902	IA	01/16/14	48643	EliWkr1	N	SR12A	3	P	A	0.50		0.50		N
HMS902	IA	01/16/14	48643	EliWkr1	N	SR12A	3	P	N	0.50		0.50		N
HMS902	IA	01/17/14	101589	SocSvcProf	Y	SRNA	13	T	A	0.50		0.50		N

Department of Human Services  
Positions Filled from July 1, 2013 to November 30, 2017

Table E

<u>Prog ID</u>	<u>Sub-Org</u>	<u>Effective Date</u> <u>Position Filled</u>	<u>Position Number</u>	<u>Position Title</u>	<u>Exempt (Y/N)</u>	<u>SR Level</u>	<u>BU Code</u>	<u>T/P</u>	<u>MOF</u>	<u>Budgeted FTE</u>	<u>Budgeted Salary</u>	<u>Actual FTE</u>	<u>Actual Salary</u>	<u>Occupied by 89 Day Hire (Y/N)</u>
HMS902	IA	01/17/14	101589	SocSvcProf	Y	SRNA	13	T	N	0.50		0.50		N
HMS236	LC	01/21/14	19106	Secy 1	N	SR12A	3	P	A	0.57		0.57		N
HMS236	LC	01/21/14	19106	Secy 1	N	SR12A	3	P	N	0.43		0.43		N
HMS236	LC	01/21/14	24980	Secy 1	N	SR12A	3	P	A	0.57		0.57		N
HMS236	LC	01/21/14	24980	Secy 1	N	SR12A	3	P	N	0.43		0.43		N
HMS229	HA	01/22/14	117929	SocSvcProf	Y	SRNA	73	T	N	1.00		1.00		N
HMS301	SA	01/22/14	112751	C/A PSSpc	N	SR23C	73	T	N	1.00		1.00		Y
HMS236	LC	01/23/14	28191	OffcAsst 3	N	SR08A	3	P	A	0.57		0.57		N
HMS236	LC	01/23/14	28191	OffcAsst 3	N	SR08A	3	P	N	0.43		0.43		N
HMS220	RH	01/24/14	22433	CrftTradWk	Y	SRNA	1	T	N	1.00		1.00		N
HMS902	IA	01/27/14	51822	Secy 1	N	SR12A	3	P	A	0.50		0.50		N
HMS902	IA	01/27/14	51822	Secy 1	N	SR12A	3	P	N	0.50		0.50		N
HMS220	RH	01/28/14	19593	PubHsgSp 2	N	SR18C	73	T	N	1.00		1.00		Y
HMS902	IA	01/28/14	33135	Invstgr 4	N	SR22C	13	P	A	0.50		0.50		N
HMS902	IA	01/28/14	33135	Invstgr 4	N	SR22C	13	P	N	0.50		0.50		N
HMS236	LC	02/03/14	24488	OffcAsst 3	N	SR08A	63	T	A	0.57		0.57		Y
HMS236	LC	02/03/14	24488	OffcAsst 3	N	SR08A	63	T	N	0.43		0.43		Y
HMS236	LC	02/03/14	26393	Secy 2	N	SR14A	3	P	A	0.57		0.57		N
HMS236	LC	02/03/14	26393	Secy 2	N	SR14A	3	P	N	0.43		0.43		N
HMS301	SA	02/03/14	117506	SocSvcAid3	N	SR09A	3	P	A	0.60		0.60		N
HMS301	SA	02/03/14	117506	SocSvcAid3	N	SR09A	3	P	N	0.40		0.40		N
HMS902	IA	02/03/14	48681	OffcAsst 3	N	SR08A	63	T	A	0.50		0.50		Y
HMS902	IA	02/03/14	48681	OffcAsst 3	N	SR08A	63	T	N	0.50		0.50		Y
HMS902	IA	02/03/14	103049	RN 4	N	SR22B	9	P	A	0.25		0.25		N
HMS902	IA	02/03/14	103049	RN 4	N	SR22B	9	P	N	0.75		0.75		N
HMS229	HA	02/10/14	6627	Pers Clk 4	N	SR11A	63	T	N	1.00		1.00		Y
HMS301	SA	02/10/14	3472	HSP 4	N	SR22C	13	P	A	0.60		0.60		N
HMS301	SA	02/10/14	3472	HSP 4	N	SR22C	13	P	N	0.40		0.40		N
HMS301	SA	02/10/14	117488	SocSvcAid3	N	SR09A	3	T	A	0.60		0.60		Y
HMS301	SA	02/10/14	117488	SocSvcAid3	N	SR09A	3	T	N	0.40		0.40		Y
HMS802	GA	02/10/14	120697	OffcAsst 3	N	SR08A	3	T	A	0.33		0.33		N



Department of Human Services  
Positions Filled from July 1, 2013 to November 30, 2017

Table E

<u>Prog ID</u>	<u>Sub-Org</u>	<u>Effective Date</u> <u>Position Filled</u>	<u>Position Number</u>	<u>Position Title</u>	<u>Exempt (Y/N)</u>	<u>SR Level</u>	<u>BU Code</u>	<u>T/P</u>	<u>MOF</u>	<u>Budgeted FTE</u>	<u>Budgeted Salary</u>	<u>Actual FTE</u>	<u>Actual Salary</u>	<u>Occupied by 89 Day Hire (Y/N)</u>
HMS802	GA	02/10/14	120697	OffcAsst 3	N	SR08A	3	T	N	0.67		0.67		N
HMS902	IA	02/10/14	47504	EliWkr1	N	SR12A	3	P	A	0.50		0.50		N
HMS902	IA	02/10/14	47504	EliWkr1	N	SR12A	3	P	N	0.50		0.50		N
HMS902	IA	02/11/14	111045	Gen Prof'l	N	SR22D	13	P	A	0.50		0.50		N
HMS902	IA	02/11/14	111045	Gen Prof'l	N	SR22D	13	P	N	0.50		0.50		N
HMS903	FA	02/11/14	32803	Invstgr 4	N	SR22C	73	T	A	0.53		0.53		Y
HMS903	FA	02/11/14	32803	Invstgr 4	N	SR22C	73	T	N	0.47		0.47		Y
HMS904	AA	02/11/14	120968	PubInfoOfr	N	SR24L	73	T	A	1.00		1.00		N
HMS236	LC	02/18/14	1700	EliWkr1	N	SR12A	3	P	A	0.57		0.57		N
HMS236	LC	02/18/14	1700	EliWkr1	N	SR12A	3	P	N	0.43		0.43		N
HMS301	SA	02/18/14	42376	HSP 4	N	SR22C	13	P	A	0.60		0.60		N
HMS301	SA	02/18/14	42376	HSP 4	N	SR22C	13	P	N	0.40		0.40		N
HMS229	HA	02/19/14	106429	IT Spclt 4	N	SR22C	73	T	N	1.00		1.00		Y
HMS236	LC	02/19/14	27446	EliWkr2	N	SR14A	63	T	A	0.57		0.57		Y
HMS236	LC	02/19/14	27446	EliWkr2	N	SR14A	63	T	N	0.43		0.43		Y
HMS902	IA	02/19/14	100483	RN 5	N	SR24B	79	T	A	0.25		0.25		Y
HMS902	IA	02/19/14	100483	RN 5	N	SR24B	79	T	N	0.75		0.75		Y
HMS220	RH	02/24/14	8834	CrftTradWk	Y	SRNA	1	T	N	1.00		1.00		N
HMS236	LC	02/25/14	19409	EliWkr5	N	SR20D	4	P	A	0.57		0.57		N
HMS236	LC	02/25/14	19409	EliWkr5	N	SR20D	4	P	N	0.43		0.43		N
HMS904	AA	02/25/14	34112	Acct Clk 3	N	SR11A	3	P	A	1.00		1.00		N
HMS236	LC	03/03/14	47443	S-S/SSSp3	N	SR20E	13	P	N	1.00		1.00		N
HMS301	SA	03/03/14	19410	HSP 3	N	SR20C	13	P	A	0.60		0.60		N
HMS301	SA	03/03/14	19410	HSP 3	N	SR20C	13	P	N	0.40		0.40		N
HMS902	IA	03/03/14	43331	EliWkr1	N	SR12A	3	P	A	0.50		0.50		N
HMS902	IA	03/03/14	43331	EliWkr1	N	SR12A	3	P	N	0.50		0.50		N
HMS904	AA	03/03/14	34005	PgmBgtAnl5	N	SR24J	93	P	A	1.00		1.00		N
HMS220	RH	03/04/14	15486	SvcMtnWkr	Y	SRNA	1	T	N	1.00		1.00		N
HMS236	LC	03/10/14	31115	EliWkr1	N	SR12A	3	P	A	0.57		0.57		N
HMS236	LC	03/10/14	31115	EliWkr1	N	SR12A	3	P	N	0.43		0.43		N
HMS236	LC	03/11/14	14148	EliWkr3	N	SR16F	3	P	A	0.57		0.57		N

Department of Human Services  
Positions Filled from July 1, 2013 to November 30, 2017

Table E

<u>Prog ID</u>	<u>Sub-Org</u>	<u>Effective Date</u>	<u>Position Number</u>	<u>Position Title</u>	<u>Exempt (Y/N)</u>	<u>SR Level</u>	<u>BU Code</u>	<u>T/P</u>	<u>MOF</u>	<u>Budgeted FTE</u>	<u>Budgeted Salary</u>	<u>Actual FTE</u>	<u>Actual Salary</u>	<u>Occupied by 89 Day Hire (Y/N)</u>
HMS236	LC	03/11/14	14148	EliWkr3	N	SR16F	3	P	N	0.43		0.43		N
HMS901	MA	03/11/14	23326	OffcAsst 3	N	SR08A	63	T	A	0.75		0.75		Y
HMS901	MA	03/11/14	23326	OffcAsst 3	N	SR08A	63	T	N	0.25		0.25		Y
HMS229	HA	03/14/14	30111	Pms 3	N	SR20C	73	T	N	1.00		1.00		Y
HMS236	LC	03/17/14	1681	EliWkr1	N	SR12A	3	P	A	0.58		0.58		N
HMS236	LC	03/17/14	1681	EliWkr1	N	SR12A	3	P	N	0.42		0.42		N
HMS238	GB	03/17/14	1809	OffcAsst 4	N	SR10M	3	P	N	1.00		1.00		N
HMS301	SA	03/17/14	24045	SocialWkr3	N	SR20C	13	P	A	0.60		0.60		N
HMS301	SA	03/17/14	24045	SocialWkr3	N	SR20C	13	P	N	0.40		0.40		N
HMS301	SA	03/17/14	36301	HSP 3	N	SR20C	13	P	A	0.60		0.60		N
HMS301	SA	03/17/14	36301	HSP 3	N	SR20C	13	P	N	0.40		0.40		N
HMS902	IA	03/17/14	41629	EliWkr1	N	SR12A	3	P	A	0.50		0.50		N
HMS902	IA	03/17/14	41629	EliWkr1	N	SR12A	3	P	N	0.50		0.50		N
HMS902	IA	03/17/14	47466	EliWkr1	N	SR12A	3	P	A	0.50		0.50		N
HMS902	IA	03/17/14	47466	EliWkr1	N	SR12A	3	P	N	0.50		0.50		N
HMS902	IA	03/17/14	100499	RN 4	N	SR22B	9	P	A	0.25		0.25		N
HMS902	IA	03/17/14	100499	RN 4	N	SR22B	9	P	N	0.75		0.75		N
HMS802	GA	03/18/14	30550	VocRehbSp3	N	SR20C	13	P	A	0.33		0.33		N
HMS802	GA	03/18/14	30550	VocRehbSp3	N	SR20C	13	P	N	0.67		0.67		N
HMS220	RH	03/24/14	10376	CrftTradWk	Y	SRNA	1	T	N	1.00		1.00		N
HMS802	GA	03/24/14	17806	VocRehbSp3	N	SR20E	13	P	A	0.33		0.33		N
HMS802	GA	03/24/14	17806	VocRehbSp3	N	SR20E	13	P	N	0.67		0.67		N
HMS802	GA	03/24/14	120667	Acct Clk 3	N	SR11A	3	T	A	0.33		0.33		N
HMS802	GA	03/24/14	120667	Acct Clk 3	N	SR11A	3	T	N	0.67		0.67		N
HMS236	LC	04/01/14	22154	EliWkr1	N	SR12A	3	P	A	0.57		0.57		N
HMS236	LC	04/01/14	22154	EliWkr1	N	SR12A	3	P	N	0.43		0.43		N
HMS236	LC	04/01/14	29567	EliWkr1	N	SR12K	3	P	A	0.57		0.57		N
HMS236	LC	04/01/14	29567	EliWkr1	N	SR12K	3	P	N	0.43		0.43		N
HMS236	LC	04/01/14	46878	S-S/SSSup2	N	SR24D	23	P	A	0.50		0.50		N
HMS236	LC	04/01/14	46878	S-S/SSSup2	N	SR24D	23	P	N	0.50		0.50		N
HMS238	GB	04/01/14	23504	DsblCImSp3	N	SR20C	13	P	N	1.00		1.00		N

Department of Human Services  
Positions Filled from July 1, 2013 to November 30, 2017

Table E

Prog ID	Sub-Org	Effective Date Position Filled	Position Number	Position Title	Exempt (Y/N)	SR Level	BU Code	T/P	MOF	Budgeted FTE	Budgeted Salary	Actual FTE	Actual Salary	Occupied by 89 Day Hire (Y/N)
HMS301	SA	04/01/14	42356	SocialWkr3	N	SR20C	13	P	A	0.60		0.60		N
HMS301	SA	04/01/14	42356	SocialWkr3	N	SR20C	13	P	N	0.40		0.40		N
HMS601	TA	04/01/14	120709	PgmSpAgng3	N	SR20F	13	P	A	1.00		1.00		N
HMS902	IA	04/01/14	51816	OffcAsst 3	N	SR08A	3	P	A	0.50		0.50		N
HMS902	IA	04/01/14	51816	OffcAsst 3	N	SR08A	3	P	N	0.50		0.50		N
HMS904	AA	04/01/14	10844	Pers Clk 4	N	SR11B	63	P	A	1.00		1.00		N
HMS220	RH	04/07/14	8843	CrftTradWk	Y	SRNA	1	T	N	1.00		1.00		N
HMS229	HA	04/07/14	28656	PubHsgSp 2	N	SR18G	13	P	N	1.00		1.00		N
HMS229	HA	04/07/14	42101	Acct Clk 3	N	SR11A	3	P	W	1.00		1.00		N
HMS802	GA	04/07/14	15823	VocRehbSp3	N	SR20C	13	P	A	0.33		0.33		N
HMS802	GA	04/07/14	15823	VocRehbSp3	N	SR20C	13	P	N	0.67		0.67		N
HMS301	SA	04/08/14	4679	HSP 4	N	SR22C	73	T	A	0.60		0.60		Y
HMS301	SA	04/08/14	4679	HSP 4	N	SR22C	73	T	N	0.40		0.40		Y
HMS802	GA	04/15/14	22389	VedngFacSp	N	SR20C	13	P	A	0.33		0.33		N
HMS802	GA	04/15/14	22389	VedngFacSp	N	SR20C	13	P	N	0.67		0.67		N
HMS220	RH	04/16/14	19593	PubHsgSp 2	N	SR18C	13	P	N	1.00		1.00		N
HMS236	LC	04/16/14	27446	EliWkr1	N	SR12A	3	P	A	0.57		0.57		N
HMS236	LC	04/16/14	27446	EliWkr1	N	SR12A	3	P	N	0.43		0.43		N
HMS236	LC	04/16/14	28208	OffcAsst 3	N	SR08A	3	P	A	0.57		0.57		N
HMS236	LC	04/16/14	28208	OffcAsst 3	N	SR08A	3	P	N	0.43		0.43		N
HMS301	SA	04/16/14	33276	HSP 3	N	SR20C	13	P	A	0.60		0.60		N
HMS301	SA	04/16/14	33276	HSP 3	N	SR20C	13	P	N	0.40		0.40		N
HMS301	SA	04/16/14	44706	C/A PSSpv1	N	SR25C	23	P	A	0.60		0.60		N
HMS301	SA	04/16/14	44706	C/A PSSpv1	N	SR25C	23	P	N	0.40		0.40		N
HMS903	FA	04/16/14	28086	Secy 1	N	SR12D	3	P	A	0.57		0.57		N
HMS903	FA	04/16/14	28086	Secy 1	N	SR12D	3	P	N	0.43		0.43		N
HMS601	TA	04/21/14	1654	C/A PSSpc	N	SR23E	13	P	A	1.00		1.00		N
HMS802	GA	04/21/14	37041	Secy 2	N	SR14B	3	P	A	0.33		0.33		N
HMS802	GA	04/21/14	37041	Secy 2	N	SR14B	3	P	N	0.67		0.67		N
HMS301	SA	04/22/14	112751	C/A PSSpc	N	SR23C	73	T	N	1.00		1.00		Y
HMS220	RH	04/24/14	10866	CrftTradWk	Y	SRNA	1	T	N	1.00		1.00		N

Department of Human Services  
Positions Filled from July 1, 2013 to November 30, 2017

Table E

<u>Prog ID</u>	<u>Sub-Org</u>	<u>Effective Date</u> <u>Position Filled</u>	<u>Position Number</u>	<u>Position Title</u>	<u>Exempt (Y/N)</u>	<u>SR Level</u>	<u>BU Code</u>	<u>T/P</u>	<u>MOF</u>	<u>Budgeted FTE</u>	<u>Budgeted Salary</u>	<u>Actual FTE</u>	<u>Actual Salary</u>	<u>Occupied by 89 Day Hire (Y/N)</u>
HMS301	SA	04/28/14	3993	HSP 3	N	SR20C	13	P	A	0.60		0.60		N
HMS301	SA	04/28/14	3993	HSP 3	N	SR20C	13	P	N	0.40		0.40		N
HMS229	HA	04/29/14	107932	SocSvcProf	Y	SRNA	13	T	N	1.00		1.00		N
HMS220	RH	05/01/14	44184	OffcAsst 3	N	SR08A	3	P	N	1.00		1.00		N
HMS229	HA	05/01/14	103036	SocSvcProf	Y	SRNA	13	T	N	1.00		1.00		N
HMS236	LC	05/01/14	6385	EliWkr5	N	SR20C	4	P	A	0.57		0.57		N
HMS236	LC	05/01/14	6385	EliWkr5	N	SR20C	4	P	N	0.43		0.43		N
HMS236	LC	05/01/14	28218	EliWkr1	N	SR12A	3	P	A	0.57		0.57		N
HMS236	LC	05/01/14	28218	EliWkr1	N	SR12A	3	P	N	0.43		0.43		N
HMS236	LC	05/01/14	43808	Secy 1	N	SR12C	3	P	A	0.50		0.50		N
HMS236	LC	05/01/14	43808	Secy 1	N	SR12C	3	P	N	0.50		0.50		N
HMS238	GB	05/01/14	24453	OffcAsst 3	N	SR08A	3	P	N	1.00		1.00		N
HMS301	SA	05/01/14	26528	HSP 3	N	SR20C	13	P	A	0.60		0.60		N
HMS301	SA	05/01/14	26528	HSP 3	N	SR20C	13	P	N	0.40		0.40		N
HMS301	SA	05/01/14	29788	Secy 1	N	SR12C	3	P	A	0.60		0.60		N
HMS301	SA	05/01/14	29788	Secy 1	N	SR12C	3	P	N	0.40		0.40		N
HMS903	FA	05/01/14	32803	Invstgr 4	N	SR22C	73	P	A	0.53		0.53		N
HMS903	FA	05/01/14	32803	Invstgr 4	N	SR22C	73	P	N	0.47		0.47		N
HMS904	AA	05/01/14	1761	Pms 5	N	SR24C	73	P	A	1.00		1.00		N
HMS903	FA	05/02/14	29834	Invstgr 4	N	SR22C	73	T	A	0.53		0.53		Y
HMS903	FA	05/02/14	29834	Invstgr 4	N	SR22C	73	T	N	0.47		0.47		Y
HMS220	RH	05/05/14	8919	SvcMtnWkr	Y	SRNA	1	T	N	1.00		1.00		N
HMS238	GB	05/05/14	24930	ProfTrain1	N	SR16C	13	P	N	1.00		1.00		N
HMS238	GB	05/05/14	45066	ProfTrain1	N	SR16C	13	P	N	1.00		1.00		N
HMS238	GB	05/05/14	47418	ProfTrain1	N	SR16C	13	P	N	1.00		1.00		N
HMS301	SA	05/05/14	1708	SocialWkr4	N	SR22C	13	P	A	0.60		0.60		N
HMS301	SA	05/05/14	1708	SocialWkr4	N	SR22C	13	P	N	0.40		0.40		N
HMS301	SA	05/05/14	43243	C/A PSSpv1	N	SR25L	23	P	A	0.60		0.60		N
HMS301	SA	05/05/14	43243	C/A PSSpv1	N	SR25L	23	P	N	0.40		0.40		N
HMS503	YB	05/05/14	34360	Pers Clk 3	N	SR09A	63	P	A	1.00		1.00		N
HMS236	LC	05/06/14	24488	OffcAsst 3	N	SR08A	63	T	A	0.57		0.57		Y

Department of Human Services  
Positions Filled from July 1, 2013 to November 30, 2017

Table E

<u>Prog ID</u>	<u>Sub-Org</u>	<u>Effective Date</u> <u>Position Filled</u>	<u>Position Number</u>	<u>Position Title</u>	<u>Exempt (Y/N)</u>	<u>SR Level</u>	<u>BU Code</u>	<u>T/P</u>	<u>MOF</u>	<u>Budgeted FTE</u>	<u>Budgeted Salary</u>	<u>Actual FTE</u>	<u>Actual Salary</u>	<u>Occupied by 89 Day Hire (Y/N)</u>
HMS236	LC	05/06/14	24488	OffcAsst 3	N	SR08A	63	T	N	0.43		0.43		Y
HMS902	IA	05/06/14	48681	OffcAsst 3	N	SR08A	63	T	A	0.50		0.50		Y
HMS902	IA	05/06/14	48681	OffcAsst 3	N	SR08A	63	T	N	0.50		0.50		Y
HMS802	GA	05/07/14	31327	VocRehbSp3	N	SR20C	13	P	A	0.33		0.33		N
HMS802	GA	05/07/14	31327	VocRehbSp3	N	SR20C	13	P	N	0.67		0.67		N
HMS503	YB	05/12/14	117727	CorrSupvr1	N	SR24D	23	P	A	1.00		1.00		N
HMS301	SA	05/13/14	117488	SocSvcAid3	N	SR09A	63	T	A	0.60		0.60		Y
HMS301	SA	05/13/14	117488	SocSvcAid3	N	SR09A	63	T	N	0.40		0.40		Y
HMS220	RH	05/16/14	4940	CrftTradWk	Y	SRNA	1	T	N	1.00		1.00		N
HMS222	RA	05/16/14	111470	PubHsgSp 1	N	SR16C	73	T	N	1.00		1.00		Y
HMS229	HA	05/16/14	32210	OffcAsst 3	N	SR08I	3	P	N	1.00		1.00		N
HMS236	LC	05/16/14	34713	EliWkr1	N	SR12A	3	P	A	0.57		0.57		N
HMS236	LC	05/16/14	34713	EliWkr1	N	SR12A	3	P	N	0.43		0.43		N
HMS236	LC	05/16/14	35879	EliWkr5	N	SR20C	4	P	A	0.57		0.57		N
HMS236	LC	05/16/14	35879	EliWkr5	N	SR20C	4	P	N	0.43		0.43		N
HMS238	GB	05/16/14	24938	OffcAsst 3	N	SR08A	3	P	N	1.00		1.00		N
HMS301	SA	05/16/14	32765	HSP 4	N	SR22C	13	P	A	0.60		0.60		N
HMS301	SA	05/16/14	32765	HSP 4	N	SR22C	13	P	N	0.40		0.40		N
HMS301	SA	05/16/14	42599	HSP 4	N	SR22C	13	P	A	0.60		0.60		N
HMS301	SA	05/16/14	42599	HSP 4	N	SR22C	13	P	N	0.40		0.40		N
HMS236	LC	05/19/14	34715	EliWkr1	N	SR12A	3	P	A	0.57		0.57		N
HMS236	LC	05/19/14	34715	EliWkr1	N	SR12A	3	P	N	0.43		0.43		N
HMS301	SA	05/19/14	42330	HSP 4	N	SR22C	13	P	A	0.60		0.60		N
HMS301	SA	05/19/14	42330	HSP 4	N	SR22C	13	P	N	0.40		0.40		N
HMS902	IA	05/19/14	48696	OffcAsst 3	N	SR08A	3	P	A	0.50		0.50		N
HMS902	IA	05/19/14	48696	OffcAsst 3	N	SR08A	3	P	N	0.50		0.50		N
HMS229	HA	05/20/14	106429	IT Spclt 4	N	SR22C	73	T	N	1.00		1.00		Y
HMS902	IA	05/20/14	51829	RN 5	N	SR24B	79	T	A	0.25		0.25		Y
HMS902	IA	05/20/14	51829	RN 5	N	SR24B	79	T	N	0.75		0.75		Y
HMS301	SA	05/23/14	42298	SocSvcAst4	N	SR11B	3	P	A	0.60		0.60		N
HMS301	SA	05/23/14	42298	SocSvcAst4	N	SR11B	3	P	N	0.40		0.40		N

Department of Human Services  
Positions Filled from July 1, 2013 to November 30, 2017

Table E

<u>Prog ID</u>	<u>Sub-Org</u>	<u>Effective Date</u>	<u>Position Number</u>	<u>Position Title</u>	<u>Exempt (Y/N)</u>	<u>SR Level</u>	<u>BU Code</u>	<u>T/P</u>	<u>MOF</u>	<u>Budgeted FTE</u>	<u>Budgeted Salary</u>	<u>Actual FTE</u>	<u>Actual Salary</u>	<u>Occupied by 89 Day Hire (Y/N)</u>
HMS236	LC	05/28/14	24488	OffcAsst 3	N	SR08A	3	P	A	0.57		0.57		N
HMS236	LC	05/28/14	24488	OffcAsst 3	N	SR08A	3	P	N	0.43		0.43		N
HMS220	RH	06/02/14	41666	PubHsgSp 1	N	SR16C	13	P	N	1.00		1.00		N
HMS222	RA	06/02/14	28967	PubHsgSp 1	N	SR16C	13	P	N	1.00		1.00		N
HMS236	LC	06/02/14	4530	EliWkr1	N	SR12A	3	P	A	0.57		0.57		N
HMS236	LC	06/02/14	4530	EliWkr1	N	SR12A	3	P	N	0.43		0.43		N
HMS301	SA	06/02/14	108918	SocSvcAid3	N	SR09F	3	P	A	0.60		0.60		N
HMS301	SA	06/02/14	108918	SocSvcAid3	N	SR09F	3	P	N	0.40		0.40		N
HMS301	SA	06/02/14	118537	SocialWkr4	N	SR22C	13	P	N	1.00		1.00		N
HMS503	YB	06/02/14	2452	Corrs Mgr4	N	EM07	35	P	A	1.00		1.00		N
HMS902	IA	06/02/14	48681	OffcAsst 3	N	SR08A	3	P	A	0.50		0.50		N
HMS902	IA	06/02/14	48681	OffcAsst 3	N	SR08A	3	P	N	0.50		0.50		N
HMS903	FA	06/02/14	32209	EliPgm Sp5	N	SR24K	13	P	N	1.00		1.00		N
HMS902	IA	06/03/14	47483	EliWkr1	N	SR12K	3	P	A	0.50		0.50		N
HMS902	IA	06/03/14	47483	EliWkr1	N	SR12K	3	P	N	0.50		0.50		N
HMS301	SA	06/05/14	44098	C/A PSSpv1	N	SR25C	23	P	A	0.60		0.60		N
HMS301	SA	06/05/14	44098	C/A PSSpv1	N	SR25C	23	P	N	0.40		0.40		N
HMS301	SA	06/05/14	46376	SocSvcAid3	N	SR09A	63	T	A	0.60		0.60		Y
HMS301	SA	06/05/14	46376	SocSvcAid3	N	SR09A	63	T	N	0.40		0.40		Y
HMS236	LC	06/09/14	22155	EliWkr1	N	SR12A	3	P	A	0.57		0.57		N
HMS236	LC	06/09/14	22155	EliWkr1	N	SR12A	3	P	N	0.43		0.43		N
HMS236	LC	06/09/14	28073	EliWkr3	N	SR16I	3	P	A	0.57		0.57		N
HMS236	LC	06/09/14	28073	EliWkr3	N	SR16I	3	P	N	0.43		0.43		N
HMS301	SA	06/09/14	46354	C/A PSSpc	N	SR23F	13	P	A	0.60		0.60		N
HMS301	SA	06/09/14	46354	C/A PSSpc	N	SR23F	13	P	N	0.40		0.40		N
HMS301	SA	06/09/14	46366	SocSvcAst4	N	SR11B	3	P	A	0.60		0.60		N
HMS301	SA	06/09/14	46366	SocSvcAst4	N	SR11B	3	P	N	0.40		0.40		N
HMS802	GA	06/10/14	12518	VocRehbSp3	N	SR20C	13	P	A	0.34		0.34		N
HMS802	GA	06/10/14	12518	VocRehbSp3	N	SR20C	13	P	N	0.66		0.66		N
HMS229	HA	06/13/14	30111	Pms 3	N	SR20C	73	T	N	1.00		1.00		Y
HMS236	LC	06/16/14	24983	EliWkr1	N	SR12A	3	P	A	0.57		0.57		N

Department of Human Services  
Positions Filled from July 1, 2013 to November 30, 2017

Table E

<u>Prog ID</u>	<u>Sub-Org</u>	<u>Effective Date</u>	<u>Position Number</u>	<u>Position Title</u>	<u>Exempt (Y/N)</u>	<u>SR Level</u>	<u>BU Code</u>	<u>T/P</u>	<u>MOF</u>	<u>Budgeted FTE</u>	<u>Budgeted Salary</u>	<u>Actual FTE</u>	<u>Actual Salary</u>	<u>Occupied by 89 Day Hire (Y/N)</u>
HMS236	LC	06/16/14	24983	EliWkr1	N	SR12A	3	P	N	0.43		0.43		N
HMS301	SA	06/16/14	1768	SocialWkr2	N	SR18C	13	P	A	0.60		0.60		N
HMS301	SA	06/16/14	1768	SocialWkr2	N	SR18C	13	P	N	0.40		0.40		N
HMS301	SA	06/16/14	19408	Secy 1	N	SR12D	3	P	A	0.60		0.60		N
HMS301	SA	06/16/14	19408	Secy 1	N	SR12D	3	P	N	0.40		0.40		N
HMS301	SA	06/16/14	36189	HSP 3	N	SR20C	13	P	A	0.60		0.60		N
HMS301	SA	06/16/14	36189	HSP 3	N	SR20C	13	P	N	0.40		0.40		N
HMS301	SA	06/16/14	36696	C/A PSSpv1	N	SR25H	23	P	A	0.60		0.60		N
HMS301	SA	06/16/14	36696	C/A PSSpv1	N	SR25H	23	P	N	0.40		0.40		N
HMS302	DA	06/16/14	118062	OffcAsst 3	N	SR08A	3	P	A	0.50		0.50		N
HMS302	DA	06/16/14	118062	OffcAsst 3	N	SR08A	3	P	N	0.50		0.50		N
HMS904	AA	06/16/14	32018	OffcAsst 3	N	SR08A	3	P	A	1.00		1.00		N
HMS220	RH	06/18/14	11627	CrftTradWk	Y	SRNA	2	T	W	1.00		1.00		N
HMS229	HA	06/18/14	6627	Pers Clk 4	N	SR11A	63	P	N	1.00		1.00		N
HMS501	YA	06/18/14	47413	PAuditClk1	N	SR11B	3	P	A	1.00		1.00		N
HMS236	LC	06/23/14	33264	OffcAsst 3	N	SR08A	3	P	A	0.57		0.57		N
HMS236	LC	06/23/14	33264	OffcAsst 3	N	SR08A	3	P	N	0.43		0.43		N
HMS301	SA	06/23/14	5613	SocialWkr4	N	SR22C	13	P	A	0.60		0.60		N
HMS301	SA	06/23/14	5613	SocialWkr4	N	SR22C	13	P	N	0.40		0.40		N
HMS601	TA	06/23/14	45169	C/A PSSpc	N	SR23C	13	P	A	1.00		1.00		N
HMS802	GA	06/23/14	118947	VocRehbSp4	N	SR22C	13	P	A	0.33		0.33		N
HMS802	GA	06/23/14	118947	VocRehbSp4	N	SR22C	13	P	N	0.67		0.67		N
HMS904	AA	06/24/14	25941	EliWkr4	N	SR18A	63	T	A	0.55		0.55		Y
HMS904	AA	06/24/14	25941	EliWkr4	N	SR18A	63	T	N	0.45		0.45		Y
HMS229	HA	06/25/14	102190	SocSvcProf	Y	SRNA	13	T	N	1.00		1.00		N
HMS236	LC	06/26/14	22286	OffcAsst 3	N	SR08D	3	P	A	0.57		0.57		N
HMS236	LC	06/26/14	22286	OffcAsst 3	N	SR08D	3	P	N	0.43		0.43		N
HMS220	RH	06/30/14	6791	CrftTradWk	Y	SRNA	1	T	N	1.00		1.00		N
HMS903	FA	06/30/14	35534	EliWkr4	N	SR18G	3	P	A	0.53		0.53		N
HMS903	FA	06/30/14	35534	EliWkr4	N	SR18G	3	P	N	0.47		0.47		N
HMS236	LC	07/01/14	14132	ELIGIBILITY WKR I	N	SR12	3	P	A	0.57		0.57		N
HMS236	LC	07/01/14	14132	ELIGIBILITY WKR I	N	SR12	3	P	N	0.43		0.43		N

Department of Human Services  
Positions Filled from July 1, 2013 to November 30, 2017

Table E

<u>Prog ID</u>	<u>Sub-Org</u>	<u>Effective Date</u>	<u>Position Number</u>	<u>Position Title</u>	<u>Exempt (Y/N)</u>	<u>SR Level</u>	<u>BU Code</u>	<u>T/P</u>	<u>MOF</u>	<u>Budgeted FTE</u>	<u>Budgeted Salary</u>	<u>Actual FTE</u>	<u>Actual Salary</u>	<u>Occupied by 89 Day Hire (Y/N)</u>
HMS236	LC	07/01/14	14143	ELIGIBILITY WKR I	N	SR12	3	P	A	0.57		0.57		N
HMS236	LC	07/01/14	14143	ELIGIBILITY WKR I	N	SR12	3	P	N	0.43		0.43		N
HMS236	LC	07/01/14	26399	SECRETARY I	N	SR12	3	P	A	0.57		0.57		N
HMS236	LC	07/01/14	26399	SECRETARY I	N	SR12	3	P	N	0.43		0.43		N
HMS301	SA	07/01/14	36300	SOCIAL WORKER III	N	SR20	13	P	A	0.60		0.60		N
HMS301	SA	07/01/14	36300	SOCIAL WORKER III	N	SR20	13	P	N	0.40		0.40		N
HMS301	SA	07/01/14	42325	SOCIAL WORKER III	N	SR20	13	P	A	0.60		0.60		N
HMS301	SA	07/01/14	42325	SOCIAL WORKER III	N	SR20	13	P	N	0.40		0.40		N
HMS301	SA	07/01/14	112751	HUMAN SVCS PROF III	N	SR20	13	P	N	1.00		1.00		N
HMS302	DA	07/01/14	116854	SOCIAL WORKER V	N	SR24	13	P	A	0.50		0.50		N
HMS302	DA	07/01/14	116854	SOCIAL WORKER V	N	SR24	13	P	N	0.50		0.50		N
HMS902	IA	07/01/14	119267	PUB ASST DATA INTGRTY TECH II	N	SR13	3	P	A	0.50		0.50		N
HMS902	IA	07/01/14	119267	PUB ASST DATA INTGRTY TECH II	N	SR13	3	P	N	0.50		0.50		N
HMS902	IA	07/01/14	119268	PUB ASST DATA INTGRTY TECH II	N	SR13	3	P	A	0.50		0.50		N
HMS902	IA	07/01/14	119268	PUB ASST DATA INTGRTY TECH II	N	SR13	3	P	N	0.50		0.50		N
HMS902	IA	07/01/14	119269	PUB ASST DATA INTGRTY TECH II	N	SR13	3	P	A	0.50		0.50		N
HMS902	IA	07/01/14	119269	PUB ASST DATA INTGRTY TECH II	N	SR13	3	P	N	0.50		0.50		N
HMS902	IA	07/01/14	119270	PUB ASST DATA INTGRTY TECH II	N	SR13	3	P	A	0.50		0.50		N
HMS902	IA	07/01/14	119270	PUB ASST DATA INTGRTY TECH II	N	SR13	3	P	N	0.50		0.50		N
HMS902	IA	07/01/14	119271	PUB ASST DATA INTGRTY TECH II	N	SR13	3	P	A	0.50		0.50		N
HMS902	IA	07/01/14	119271	PUB ASST DATA INTGRTY TECH II	N	SR13	3	P	N	0.50		0.50		N
HMS902	IA	07/01/14	119273	PUB ASST DATA INTGRTY TECH II	N	SR13	3	P	A	0.50		0.50		N
HMS902	IA	07/01/14	119273	PUB ASST DATA INTGRTY TECH II	N	SR13	3	P	N	0.50		0.50		N
HMS902	IA	07/01/14	121285	HEALTH CARE CONTS & PURCH SPEC	N	SR20	13	T	A	0.50		0.50		N
HMS902	IA	07/01/14	121285	HEALTH CARE CONTS & PURCH SPEC	N	SR20	13	T	N	0.50		0.50		N
HMS802	GA	07/02/14	120668	OFFICE ASSISTANT III	N	SR08	3	T	A	0.33		0.33		N
HMS802	GA	07/02/14	120668	OFFICE ASSISTANT III	N	SR08	3	T	N	0.67		0.67		N
HMS904	AA	07/02/14	117103	OFFICE ASSISTANT III	N	SR08	63	T	A	1.00		1.00		N
HMS301	SA	07/07/14	4679	SOCIAL WORKER IV	N	SR22	13	P	A	0.60		0.60		N
HMS301	SA	07/07/14	4679	SOCIAL WORKER IV	N	SR22	13	P	N	0.40		0.40		N
HMS902	IA	07/07/14	41303	ELIGIBILITY PROGRAM SPCLT IV	N	SR22	13	P	A	0.50		0.50		N
HMS902	IA	07/07/14	41303	ELIGIBILITY PROGRAM SPCLT IV	N	SR22	13	P	N	0.50		0.50		N



Department of Human Services  
Positions Filled from July 1, 2013 to November 30, 2017

Table E

Prog ID	Sub-Org	Effective Date	Position Number	Position Title	Exempt (Y/N)	SR Level	BU Code	T/P	MOF	Budgeted FTE	Budgeted Salary	Actual FTE	Actual Salary	Occupied by 89 Day Hire (Y/N)
HMS903	FA	07/07/14	121159	INVESTIGATOR IV	N	SR22	73	P	A	0.53		0.53		Y
HMS903	FA	07/07/14	121159	INVESTIGATOR IV	N	SR22	73	P	N	0.47		0.47		Y
HMS220	RH	07/08/14	14978	PUBLIC HOUSING SUPERVISOR V	N	SR24	23	P	N	1.00		1.00		N
HMS301	SA	07/08/14	4538	CHILD/ADULT PROTETV SVCS SPCLT	N	SR23	73	P	A	0.60		0.60		Y
HMS301	SA	07/08/14	4538	CHILD/ADULT PROTETV SVCS SPCLT	N	SR23	73	P	N	0.40		0.40		Y
HMS802	GA	07/08/14	15195	VOCATIONAL REHAB SPCLT IV	N	SR22	13	P	A	0.34		0.34		N
HMS802	GA	07/08/14	15195	VOCATIONAL REHAB SPCLT IV	N	SR22	13	P	N	0.66		0.66		N
HMS902	IA	07/08/14	41130	OFFICE ASSISTANT III	N	SR08	3	P	A	0.50		0.50		N
HMS902	IA	07/08/14	41130	OFFICE ASSISTANT III	N	SR08	3	P	N	0.50		0.50		N
HMS903	FA	07/08/14	51837	OFFICE ASSISTANT III	N	SR08	3	P	A	0.50		0.50		N
HMS903	FA	07/08/14	51837	OFFICE ASSISTANT III	N	SR08	3	P	N	0.50		0.50		N
HMS301	SA	07/11/14	36320	HUMAN SVCS PROF III	N	SR20	13	P	A	0.60		0.60		N
HMS301	SA	07/11/14	36320	HUMAN SVCS PROF III	N	SR20	13	P	N	0.40		0.40		N
HMS503	YB	07/11/14	6005	PERSONNEL CLERK III	N	SR09	63	P	A	1.00		1.00		N
HMS220	RH	07/14/14	120620	CARPENTER I	N	SRNA	1	P	N	1.00		1.00		N
HMS236	LC	07/16/14	31097	ELIGIBILITY WKR I	N	SR12	3	P	A	0.57		0.57		N
HMS236	LC	07/16/14	31097	ELIGIBILITY WKR I	N	SR12	3	P	N	0.43		0.43		N
HMS236	LC	07/16/14	46884	PROFESSIONAL TRAINEE I	N	SR16	13	P	A	0.50		0.50		N
HMS236	LC	07/16/14	46884	PROFESSIONAL TRAINEE I	N	SR16	13	P	N	0.50		0.50		N
HMS301	SA	07/16/14	36323	SOCIAL WORKER IV	N	SR22	13	P	A	0.60		0.60		N
HMS301	SA	07/16/14	36323	SOCIAL WORKER IV	N	SR22	13	P	N	0.40		0.40		N
HMS301	SA	07/16/14	46387	SECRETARY I	N	SR12	3	P	A	0.60		0.60		N
HMS301	SA	07/16/14	46387	SECRETARY I	N	SR12	3	P	N	0.40		0.40		N
HMS802	GA	07/16/14	12558	VOCATIONAL REHAB MANAGER I	N	SR24	23	P	A	0.34		0.34		N
HMS802	GA	07/16/14	12558	VOCATIONAL REHAB MANAGER I	N	SR24	23	P	N	0.66		0.66		N
HMS904	AA	07/16/14	42135	ACCOUNTANT IV	N	SR22	13	P	A	1.00		1.00		N
HMS904	AA	07/16/14	112191	INFORMATION TECHNOL SPCLT IV	N	SR22	13	P	A	0.65		0.65		N
HMS904	AA	07/16/14	112191	INFORMATION TECHNOL SPCLT IV	N	SR22	13	P	N	0.35		0.35		N
HMS301	SA	07/21/14	44099	HUMAN SVCS PROF V	N	SR24	23	P	A	0.60		0.60		N
HMS301	SA	07/21/14	44099	HUMAN SVCS PROF V	N	SR24	23	P	N	0.40		0.40		N
HMS601	TA	07/21/14	21456	SOCIAL WORKER IV	N	SR22	13	P	A	1.00		1.00		N
HMS301	SA	07/23/14	1730	SECRETARY II	N	SR14	3	P	A	0.60		0.60		N

Department of Human Services  
Positions Filled from July 1, 2013 to November 30, 2017

Table E

Prog ID	Sub-Org	Effective Date	Position Number	Position Title	Exempt (Y/N)	SR Level	BU Code	T/P	MOF	Budgeted FTE	Budgeted Salary	Actual FTE	Actual Salary	Occupied by 89 Day Hire (Y/N)
HMS301	SA	07/23/14	1730	SECRETARY II	N	SR14	3	P	N	0.40		0.40		N
HMS301	SA	07/23/14	4142	SECRETARY I	N	SR12	3	P	A	0.60		0.60		N
HMS301	SA	07/23/14	4142	SECRETARY I	N	SR12	3	P	N	0.40		0.40		N
HMS802	GA	07/25/14	51838	VOCATIONAL REHAB SPCLT V	N	SR24	13	P	A	0.33		0.33		N
HMS802	GA	07/25/14	51838	VOCATIONAL REHAB SPCLT V	N	SR24	13	P	N	0.67		0.67		N
HMS902	IA	07/25/14	121010	OFFICE ASSISTANT III	N	SR08	3	P	A	0.50		0.50		N
HMS902	IA	07/25/14	121010	OFFICE ASSISTANT III	N	SR08	3	P	N	0.50		0.50		N
HMS229	HA	07/28/14	120790	CT II	N	SR20	73	P	N	1.00		1.00		N
HMS301	SA	07/28/14	36144	HUMAN SVCS PROF III	N	SR20	13	P	A	0.60		0.60		N
HMS301	SA	07/28/14	36144	HUMAN SVCS PROF III	N	SR20	13	P	N	0.40		0.40		N
HMS902	IA	07/28/14	33135	INVESTIGATOR IV	N	SR22	13	P	A	0.50		0.50		N
HMS902	IA	07/28/14	33135	INVESTIGATOR IV	N	SR22	13	P	N	0.50		0.50		N
HMS904	AA	07/28/14	120969	PERSONNEL MGMT SPECIALIST II	N	SR18	73	P	A	1.00		1.00		N
HMS904	AA	07/31/14	43064	PERSONNEL MGMT SPECIALIST III	N	SR20	73	P	A	1.00		1.00		N
HMS220	RH	08/01/14	23696	PUBLIC HOUSING SPECIALIST I	N	SR16	13	P	N	1.00		1.00		N
HMS236	LC	08/01/14	28307	ELIGIBILITY WKR V	N	SR20	4	P	A	0.57		0.57		N
HMS236	LC	08/01/14	28307	ELIGIBILITY WKR V	N	SR20	4	P	N	0.43		0.43		N
HMS301	SA	08/01/14	29540	CHILD/ADULT PROTETV SVCS SPCLT	N	SR20	13	P	A	0.60		0.60		N
HMS301	SA	08/01/14	29540	CHILD/ADULT PROTETV SVCS SPCLT	N	SR20	13	P	N	0.40		0.40		N
HMS301	SA	08/01/14	117495	SOCIAL SERVICE AID III	N	SR09	3	P	A	0.60		0.60		N
HMS301	SA	08/01/14	117495	SOCIAL SERVICE AID III	N	SR09	3	P	N	0.40		0.40		N
HMS601	TA	08/01/14	45168	CHILD/ADULT PROTETV SVCS SPCLT	N	SR22	13	P	A	1.00		1.00		N
HMS802	GA	08/01/14	8733	SECRETARY II	N	SR14	3	P	A	0.34		0.34		N
HMS802	GA	08/01/14	8733	SECRETARY II	N	SR14	3	P	N	0.66		0.66		N
HMS802	GA	08/01/14	31346	VOCATIONAL REHAB SPCLT II	N	SR20	13	P	A	0.33		0.33		N
HMS802	GA	08/01/14	31346	VOCATIONAL REHAB SPCLT II	N	SR20	13	P	N	0.67		0.67		N
HMS902	IA	08/01/14	120464	HEALTH CARE BUSINESS ANALYST	Y	SRNA	13	T	A	0.10		0.10		N
HMS902	IA	08/01/14	120464	HEALTH CARE BUSINESS ANALYST	Y	SRNA	13	T	N	0.90		0.90		N
HMS902	IA	08/01/14	121011	OFFICE ASSISTANT III	N	SR08	3	P	A	0.50		0.50		N
HMS902	IA	08/01/14	121011	OFFICE ASSISTANT III	N	SR08	3	P	N	0.50		0.50		N
HMS904	AA	08/01/14	25457	COMPUTER OPERATIONS SUPVR I	N	SR19	4	P	A	0.65		0.65		N
HMS904	AA	08/01/14	25457	COMPUTER OPERATIONS SUPVR I	N	SR19	4	P	N	0.35		0.35		N

Department of Human Services  
Positions Filled from July 1, 2013 to November 30, 2017

Table E

<u>Prog ID</u>	<u>Sub-Org</u>	<u>Effective Date</u> <u>Position Filled</u>	<u>Position Number</u>	<u>Position Title</u>	<u>Exempt (Y/N)</u>	<u>SR Level</u>	<u>BU Code</u>	<u>T/P</u>	<u>MOF</u>	<u>Budgeted FTE</u>	<u>Budgeted Salary</u>	<u>Actual FTE</u>	<u>Actual Salary</u>	<u>Occupied by 89 Day Hire (Y/N)</u>
HMS904	AA	08/01/14	27011	INFORMATION TECHNOL SPCLT IV	N	SR22	13	P	A	0.65		0.65		N
HMS904	AA	08/01/14	27011	INFORMATION TECHNOL SPCLT IV	N	SR22	13	P	N	0.35		0.35		N
HMS301	SA	08/04/14	39424	SOCIAL SERVICE ASSISTANT IV	N	SR11	3	P	A	0.60		0.60		N
HMS301	SA	08/04/14	39424	SOCIAL SERVICE ASSISTANT IV	N	SR11	3	P	N	0.40		0.40		N
HMS902	IA	08/04/14	48674	ELIGIBILITY PROGRAM SPCLT V	N	SR24	13	P	A	0.50		0.50		N
HMS902	IA	08/04/14	48674	ELIGIBILITY PROGRAM SPCLT V	N	SR24	13	P	N	0.50		0.50		N
HMS503	YB	08/05/14	31615	LIVESTOCK HERDER	N	F103	2	P	A	1.00		1.00		N
HMS902	IA	08/05/14	51822	SECRETARY I	N	SR12	3	P	A	0.50		0.50		N
HMS902	IA	08/05/14	51822	SECRETARY I	N	SR12	3	P	N	0.50		0.50		N
HMS901	MA	08/06/14	41561	HUMAN SERVICES PROF IV	N	SR22	13	P	A	0.75		0.75		N
HMS901	MA	08/06/14	41561	SOCIAL WORKER IV	N	SR22	13	P	N	0.25		0.25		N
HMS802	GA	08/10/14	120697	OFFICE ASSISTANT III	N	SR08	3	T	A	0.33		0.33		N
HMS802	GA	08/10/14	120697	OFFICE ASSISTANT III	N	SR08	3	T	N	0.67		0.67		N
HMS501	YA	08/11/14	121187	OFFICE ASSISTANT III	N	SR08	3	P	A	1.00		1.00		N
HMS902	IA	08/11/14	26589	CONTRACTS ASSISTANT I	N	SR13	63	P	A	0.50		0.50		Y
HMS902	IA	08/11/14	26589	CONTRACTS ASSISTANT I	N	SR13	63	P	N	0.50		0.50		Y
HMS904	AA	08/11/14	120968	PUBLIC INFORMATION OFFICER	N	SR24	73	T	A	1.00		1.00		N
HMS301	SA	08/12/14	117488	SOCIAL SERVICE AID III	N	SR09	63	P	A	0.60		0.60		Y
HMS301	SA	08/12/14	117488	SOCIAL SERVICE AID III	N	SR09	63	P	N	0.40		0.40		Y
HMS222	RA	08/14/14	111470	PUBLIC HOUSING SPECIALIST I	N	SR16	73	T	N	1.00		1.00		Y
HMS301	SA	08/14/14	27193	HUMAN SERVICES PROF V	N	SR24	13	P	A	0.60		0.60		N
HMS301	SA	08/14/14	27193	HUMAN SERVICES PROF V	N	SR24	13	P	N	0.40		0.40		N
HMS229	HA	08/18/14	118751	ACCOUNT CLERK III	N	SR11	3	P	N	1.00		1.00		N
HMS236	LC	08/18/14	1679	ELIGIBILITY WORKER III	N	SR12	3	P	A	0.57		0.57		N
HMS236	LC	08/18/14	1679	ELIGIBILITY WORKER III	N	SR12	3	P	N	0.43		0.43		N
HMS301	SA	08/18/14	26395	SECRETARY I	N	SR12	3	P	A	0.60		0.60		N
HMS301	SA	08/18/14	26395	SECRETARY I	N	SR12	3	P	N	0.40		0.40		N
HMS501	YA	08/18/14	121186	ACCOUNTANT IV	N	SR22	13	P	A	1.00		1.00		N
HMS902	IA	08/18/14	120810	OFFICE ASSISTANT III	N	SR08	3	P	A	0.50		0.50		N
HMS902	IA	08/18/14	120810	OFFICE ASSISTANT III	N	SR08	3	P	N	0.50		0.50		N
HMS903	FA	08/18/14	121156	INVESTIGATOR III	N	SR20	13	P	A	0.53		0.53		N
HMS903	FA	08/18/14	121156	INVESTIGATOR III	N	SR20	13	P	N	0.47		0.47		N

Department of Human Services  
Positions Filled from July 1, 2013 to November 30, 2017

Table E

Prog ID	Sub-Org	Effective Date	Position Number	Position Title	Exempt (Y/N)	SR Level	BU Code	T/P	MOF	Budgeted FTE	Budgeted Salary	Actual FTE	Actual Salary	Occupied by 89 Day Hire (Y/N)
HMS236	LC	08/19/14	14135	ELIGIBILITY WKR III	N	SR12	3	P	A	0.57		0.57		N
HMS236	LC	08/19/14	14135	ELIGIBILITY WKR III	N	SR12	3	P	N	0.43		0.43		N
HMS902	IA	08/19/14	51829	REGISTERED NURSE V	N	SR24	79	P	A	0.25		0.25		Y
HMS902	IA	08/19/14	51829	REGISTERED NURSE V	N	SR24	79	P	N	0.75		0.75		Y
HMS229	HA	08/21/14	102034	HOUSING PLANNER (SPVR)	Y	SRNA	13	P	N	1.00		1.00		N
HMS301	SA	08/25/14	36299	CHILD/ADULT PROTETV SVCS SPCLT	N	SR23	13	P	A	0.60		0.60		Y
HMS301	SA	08/25/14	36299	CHILD/ADULT PROTETV SVCS SPCLT	N	SR23	13	P	N	0.40		0.40		Y
HMS903	FA	08/26/14	29834	INVESTIGATOR IV	N	SR22	13	P	A	0.53		0.53		N
HMS903	FA	08/26/14	29834	INVESTIGATOR IV	N	SR22	13	P	N	0.47		0.47		N
HMS220	RH	08/27/14	41349	PUBLIC HOUSING SUPERVISOR III	N	SR22	13	P	N	1.00		1.00		N
HMS301	SA	08/29/14	117488	SOCIAL SERVICE AID III	N	SR09	63	P	A	0.60		0.60		Y
HMS301	SA	08/29/14	117488	SOCIAL SERVICE AID III	N	SR09	63	P	N	0.40		0.40		Y
HMS222	RA	09/02/14	111470	PUBLIC HOUSING SPECIALIST I	N	SR16	73	T	N	1.00		1.00		Y
HMS236	LC	09/02/14	45462	SECRETARY I	N	SR12	3	P	A	0.50		0.50		N
HMS236	LC	09/02/14	45462	SECRETARY I	N	SR12	3	P	N	0.50		0.50		N
HMS301	SA	09/02/14	1673	CHILD/ADULT PROTETV SVCS SPCLT	N	SR23	13	P	A	0.60		0.60		N
HMS301	SA	09/02/14	1673	CHILD/ADULT PROTETV SVCS SPCLT	N	SR23	13	P	N	0.40		0.40		N
HMS301	SA	09/02/14	6418	CHILD/ADULT PROTETV SVCS SPCLT	N	SR20	13	P	A	0.60		0.60		N
HMS301	SA	09/02/14	6418	CHILD/ADULT PROTETV SVCS SPCLT	N	SR20	13	P	N	0.40		0.40		N
HMS301	SA	09/02/14	34311	CHILD/ADULT PROTETV SVCS SPCLT	N	SR22	13	P	A	0.60		0.60		N
HMS301	SA	09/02/14	34311	CHILD/ADULT PROTETV SVCS SPCLT	N	SR22	13	P	N	0.40		0.40		N
HMS301	SA	09/02/14	36142	CHILD/ADULT PROTETV SVCS SPCLT	N	SR22	13	P	A	0.60		0.60		N
HMS301	SA	09/02/14	36142	CHILD/ADULT PROTETV SVCS SPCLT	N	SR22	13	P	N	0.40		0.40		N
HMS301	SA	09/02/14	36332	CHILD/ADULT PROTETV SVCS SPCLT	N	SR20	13	P	A	0.60		0.60		N
HMS301	SA	09/02/14	36332	CHILD/ADULT PROTETV SVCS SPCLT	N	SR20	13	P	N	0.40		0.40		N
HMS301	SA	09/02/14	47439	SOCIAL WORKER III	N	SR20	13	P	A	0.60		0.60		N
HMS301	SA	09/02/14	47439	SOCIAL WORKER III	N	SR20	13	P	N	0.40		0.40		N
HMS902	IA	09/02/14	121013	OFFICE ASSISTANT III	N	SR08	3	P	A	0.50		0.50		N
HMS902	IA	09/02/14	121013	OFFICE ASSISTANT III	N	SR08	3	P	N	0.50		0.50		N
HMS902	IA	09/02/14	121014	OFFICE ASSISTANT III	N	SR08	3	P	A	0.50		0.50		N
HMS902	IA	09/02/14	121014	OFFICE ASSISTANT III	N	SR08	3	P	N	0.50		0.50		N
HMS904	AA	09/02/14	35316	SECRETARY II	N	SR14	3	P	A	1.00		1.00		N

Department of Human Services  
Positions Filled from July 1, 2013 to November 30, 2017

Table E

Prog ID	Sub-Org	Effective Date Position Filled	Position Number	Position Title	Exempt (Y/N)	SR Level	BU Code	T/P	MOF	Budgeted FTE	Budgeted Salary	Actual FTE	Actual Salary	Occupied by 89 Day Hire (Y/N)
HMS222	RA	09/03/14	119190	HOUSING QUAL STDS INSP I	N	SR13	63	T	N	1.00		1.00		Y
HMS301	SA	09/03/14	118588	SOCIAL SERVICE AID III	N	SR09	3	P	N	1.00		1.00		N
HMS301	SA	09/04/14	46376	SOCIAL SERVICE AID III	N	SR09	63	P	A	0.60		0.60		Y
HMS301	SA	09/04/14	46376	SOCIAL SERVICE AID III	N	SR09	63	P	N	0.40		0.40		Y
HMS220	RH	09/08/14	46343	PUBLIC HOUSING SPECIALIST I	N	SR16	13	P	N	1.00		1.00		N
HMS220	RH	09/08/14	120623	ELECTRICIAN I	N	SRNA	1	P	N	1.00		1.00		N
HMS301	SA	09/08/14	19413	HUMAN SERVICES PROF III	N	SR20	13	P	A	0.60		0.60		N
HMS301	SA	09/08/14	19413	HUMAN SERVICES PROF III	N	SR20	13	P	N	0.40		0.40		N
HMS301	SA	09/08/14	110569	SOCIAL SERVICE AID III	N	SR09	3	P	A	0.60		0.60		N
HMS301	SA	09/08/14	110569	SOCIAL SERVICE AID III	N	SR09	3	P	N	0.40		0.40		N
HMS901	MA	09/08/14	24433	SOCIAL WORKER IV	N	SR22	13	P	A	0.75		0.75		N
HMS901	MA	09/08/14	24433	SOCIAL WORKER IV	N	SR22	13	P	N	0.25		0.25		N
HMS901	MA	09/08/14	40893	SOCIAL WORKER V	Y	SRNA	13	P	A	0.75		0.75		N
HMS901	MA	09/08/14	40893	SOCIAL WORKER V	Y	SRNA	13	P	N	0.25		0.25		N
HMS229	HA	09/12/14	42107	ACCOUNTANT III	N	SR20	13	P	N	1.00		1.00		N
HMS301	SA	09/15/14	118571	SOCIAL SERVICE ASSISTANT IV	N	SR11	63	P	N	1.00		1.00		Y
HMS229	HA	09/16/14	41333	SECRETARY II	N	SR14	3	P	N	1.00		1.00		N
HMS236	LC	09/16/14	24191	ELIGIBILITY WKR III	N	SR12	3	P	A	0.57		0.57		N
HMS236	LC	09/16/14	24191	ELIGIBILITY WKR III	N	SR12	3	P	N	0.43		0.43		N
HMS301	SA	09/16/14	4538	CHILD/ADULT PROTETV SVCS SPCLT	N	SR23	73	P	A	0.60		0.60		Y
HMS301	SA	09/16/14	4538	CHILD/ADULT PROTETV SVCS SPCLT	N	SR23	73	P	N	0.40		0.40		Y
HMS301	SA	09/16/14	35756	CHILD/ADLT PROTV SVCS SUPV I	N	SR25	23	P	A	0.60		0.60		N
HMS301	SA	09/16/14	35756	CHILD/ADLT PROTV SVCS SUPV I	N	SR25	23	P	N	0.40		0.40		N
HMS301	SA	09/16/14	40515	SOCIAL SERVICE AID III	N	SR09	3	P	A	0.60		0.60		N
HMS301	SA	09/16/14	40515	SOCIAL SERVICE AID III	N	SR09	3	P	N	0.40		0.40		N
HMS302	DA	09/16/14	24656	SOCIAL WORKER V	N	SR24	13	P	A	0.50		0.50		N
HMS302	DA	09/16/14	24656	SOCIAL WORKER V	N	SR24	13	P	N	0.50		0.50		N
HMS903	FA	09/16/14	26044	ELIGIBILITY PROGRAM SPCLT IV	N	SR22	13	P	A	0.53		0.53		N
HMS903	FA	09/16/14	26044	ELIGIBILITY PROGRAM SPCLT IV	N	SR22	13	P	N	0.47		0.47		N
HMS904	AA	09/16/14	42082	ELIGIBILITY PROGRAM SPCLT III	N	SR22	13	P	A	0.55		0.55		N
HMS904	AA	09/16/14	42082	ELIGIBILITY PROGRAM SPCLT III	N	SR22	13	P	N	0.45		0.45		N
HMS601	TA	09/17/14	113210	SOCIAL WORKER III	N	SR20	73	T	N	1.00		1.00		Y

Department of Human Services  
Positions Filled from July 1, 2013 to November 30, 2017

Table E

Prog ID	Sub-Org	Effective Date	Position Number	Position Title	Exempt (Y/N)	SR Level	BU Code	T/P	MOF	Budgeted FTE	Budgeted Salary	Actual FTE	Actual Salary	Occupied by 89 Day Hire (Y/N)
HMS802	GA	09/19/14	118351	SOCIAL SERVICE ASSISTANT IV	N	SR11	3	P	A	0.33		0.33		N
HMS802	GA	09/19/14	118351	SOCIAL SERVICE ASSISTANT IV	N	SR11	3	P	N	0.67		0.67		N
HMS220	RH	09/22/14	8752	GEN CONSTR & MTNCE SUPVR I	N	SRNA	2	P	N	1.00		1.00		N
HMS238	GB	09/22/14	24198	DISABILITY CLAIMS SPCLT III	N	SR20	13	P	N	1.00		1.00		N
HMS301	SA	09/23/14	42377	CHILD/ADULT PROTETV SVCS SPCLT	N	SR23	13	P	A	0.60		0.60		N
HMS301	SA	09/23/14	42377	CHILD/ADULT PROTETV SVCS SPCLT	N	SR23	13	P	N	0.40		0.40		N
HMS904	AA	09/23/14	25941	ELIGIBILITY WKR IV	N	SR18	63	P	A	0.55		0.55		Y
HMS904	AA	09/23/14	25941	ELIGIBILITY WKR IV	N	SR18	63	P	N	0.45		0.45		Y
HMS802	GA	09/24/14	120667	ACCOUNT CLERK III	N	SR11	3	T	A	0.33		0.33		N
HMS802	GA	09/24/14	120667	ACCOUNT CLERK III	N	SR11	3	T	N	0.67		0.67		N
HMS802	GA	09/25/14	120754	VENDING FACILITIES SPCLT	N	SR20	13	T	A	0.33		0.33		N
HMS802	GA	09/25/14	120754	VENDING FACILITIES SPCLT III	N	SR20	13	T	N	0.67		0.67		N
HMS601	TA	09/29/14	100505	CHILD/ADULT PROT SVCS SPCLT	N	SR23	13	P	A	1.00		1.00		N
HMS229	HA	10/01/14	111874	RESIDENT SVCS PRGM SPCLT	Y	SRNA	13	T	N	1.00		1.00		N
HMS301	SA	10/01/14	43784	HUMAN SERVICES PROF III	N	SR20	13	P	A	0.60		0.60		N
HMS301	SA	10/01/14	43784	HUMAN SERVICES PROF III	N	SR20	13	P	N	0.40		0.40		N
HMS301	SA	10/01/14	117513	CHILD/ADULT PROTETV SVCS SPCLT	N	SR20	13	P	A	0.60		0.60		N
HMS301	SA	10/01/14	117513	CHILD/ADULT PROTETV SVCS SPCLT	N	SR20	13	P	N	0.40		0.40		N
HMS802	GA	10/01/14	120738	OFFICE ASSISTANT III	N	SR08	3	T	A	0.33		0.33		N
HMS802	GA	10/01/14	120738	OFFICE ASSISTANT III	N	SR08	3	T	N	0.67		0.67		N
HMS901	MA	10/01/14	23326	OFFICE ASSISTANT III	N	SR08	3	P	A	0.75		0.75		N
HMS901	MA	10/01/14	23326	OFFICE ASSISTANT III	N	SR08	3	P	N	0.25		0.25		N
HMS902	IA	10/01/14	35312	OFFICE ASSISTANT III	N	SR08	3	P	A	0.50		0.50		N
HMS902	IA	10/01/14	35312	OFFICE ASSISTANT III	N	SR08	3	P	N	0.50		0.50		N
HMS902	IA	10/01/14	47497	ELIGIBILITY WKR V	N	SR20	4	P	A	0.50		0.50		N
HMS902	IA	10/01/14	47497	ELIGIBILITY WKR V	N	SR20	4	P	N	0.50		0.50		N
HMS229	HA	10/02/14	42096	SECRETARY I	N	SR12	3	P	W	1.00		1.00		N
HMS220	RH	10/06/14	18669	SOCIAL SERVICE ASSISTANT IV	N	SR11	3	P	W	1.00		1.00		N
HMS236	LC	10/08/14	24184	ELIGIBILITY WKR III	N	SR12	3	P	A	0.57		0.57		N
HMS236	LC	10/08/14	24184	ELIGIBILITY WKR III	N	SR12	3	P	N	0.43		0.43		N
HMS902	IA	10/10/14	40951	OFFICE ASSISTANT III	N	SR08	3	P	A	0.50		0.50		N
HMS902	IA	10/10/14	40951	OFFICE ASSISTANT III	N	SR08	3	P	N	0.50		0.50		N

Department of Human Services  
Positions Filled from July 1, 2013 to November 30, 2017

Table E

<u>Prog ID</u>	<u>Sub-Org</u>	<u>Effective Date</u> <u>Position Filled</u>	<u>Position Number</u>	<u>Position Title</u>	<u>Exempt (Y/N)</u>	<u>SR Level</u>	<u>BU Code</u>	<u>T/P</u>	<u>MOF</u>	<u>Budgeted FTE</u>	<u>Budgeted Salary</u>	<u>Actual FTE</u>	<u>Actual Salary</u>	<u>Occupied by 89 Day Hire (Y/N)</u>
HMS236	LC	10/13/14	24179	ELIGIBILITY WKR III	N	SR12	3	P	A	0.57		0.57		N
HMS236	LC	10/13/14	24179	ELIGIBILITY WKR III	N	SR12	3	P	N	0.43		0.43		N
HMS229	HA	10/16/14	22265	ACCOUNT CLERK III	N	SR11	3	P	W	1.00		1.00		N
HMS229	HA	10/16/14	41252	ACCOUNTANT IV	N	SR22	23	P	N	1.00		1.00		N
HMS236	LC	10/16/14	4887	SECRETARY I	N	SR12	3	P	A	0.57		0.57		N
HMS236	LC	10/16/14	4887	SECRETARY I	N	SR12	3	P	N	0.43		0.43		N
HMS236	LC	10/16/14	6336	ELIGIBILITY WKR III	N	SR12	3	P	A	0.57		0.57		N
HMS236	LC	10/16/14	6336	ELIGIBILITY WKR III	N	SR12	3	P	N	0.43		0.43		N
HMS236	LC	10/16/14	28113	ELIGIBILITY WKR III	N	SR12	3	P	A	0.57		0.57		N
HMS236	LC	10/16/14	28113	ELIGIBILITY WKR III	N	SR12	3	P	N	0.43		0.43		N
HMS236	LC	10/16/14	32642	ELIGIBILITY WKR III	N	SR12	3	P	A	0.57		0.57		N
HMS236	LC	10/16/14	32642	ELIGIBILITY WKR III	N	SR12	3	P	N	0.43		0.43		N
HMS301	SA	10/16/14	22280	SOCIAL SERVICE AID III	N	SR09	3	P	A	0.60		0.60		N
HMS301	SA	10/16/14	22280	SOCIAL SERVICE AID III	N	SR09	3	P	N	0.40		0.40		N
HMS301	SA	10/16/14	36586	HUMAN SVCS PROF III	N	SR22	13	P	A	0.60		0.60		N
HMS301	SA	10/16/14	36586	HUMAN SVCS PROF III	N	SR22	13	P	N	0.40		0.40		N
HMS301	SA	10/16/14	44562	SOCIAL SERVICE AID III	N	SR09	3	P	A	0.60		0.60		N
HMS301	SA	10/16/14	44562	SOCIAL SERVICE AID III	N	SR09	3	P	N	0.40		0.40		N
HMS301	SA	10/16/14	118569	SOCIAL SERVICE AID III	N	SR09	3	P	N	1.00		1.00		N
HMS802	GA	10/16/14	15811	OFFICE ASSISTANT III	N	SR08	3	P	A	0.33		0.33		N
HMS802	GA	10/16/14	15811	OFFICE ASSISTANT III	N	SR08	3	P	N	0.67		0.67		N
HMS902	IA	10/16/14	51855	ELIGIBILITY WKR I	N	SR12	3	P	A	0.50		0.50		N
HMS902	IA	10/16/14	51855	ELIGIBILITY WKR I	N	SR12	3	P	N	0.50		0.50		N
HMS236	LC	10/20/14	45469	SELF-SUFF/SUPP SVCS SPCLT III	N	SR16	13	P	A	0.50		0.50		N
HMS236	LC	10/20/14	45469	SELF-SUFF/SUPP SVCS SPCLT III	N	SR16	13	P	N	0.50		0.50		N
HMS903	FA	10/20/14	24977	OFFICE ASSISTANT III	N	SR08	3	P	A	0.57		0.57		N
HMS903	FA	10/20/14	24977	OFFICE ASSISTANT III	N	SR08	3	P	N	0.43		0.43		N
HMS904	AA	10/22/14	1659	ADMINISTRATIVE ASSISTANT VI	N	SR26	73	P	A	1.00		1.00		N
HMS236	LC	10/27/14	17696	SECRETARY II	N	SR14	3	P	A	0.57		0.57		N
HMS236	LC	10/27/14	17696	SECRETARY II	N	SR14	3	P	N	0.43		0.43		N
HMS236	LC	10/27/14	28112	ELIGIBILITY WKR II	N	SR12	3	P	A	0.57		0.57		N
HMS236	LC	10/27/14	28112	ELIGIBILITY WKR II	N	SR12	3	P	N	0.43		0.43		N

Department of Human Services  
Positions Filled from July 1, 2013 to November 30, 2017

Table E

<u>Prog ID</u>	<u>Sub-Org</u>	<u>Effective Date</u>	<u>Position Number</u>	<u>Position Title</u>	<u>Exempt (Y/N)</u>	<u>SR Level</u>	<u>BU Code</u>	<u>T/P</u>	<u>MOF</u>	<u>Budgeted FTE</u>	<u>Budgeted Salary</u>	<u>Actual FTE</u>	<u>Actual Salary</u>	<u>Occupied by 89 Day Hire (Y/N)</u>
HMS301	SA	10/27/14	36299	CHILD/ADULT PROTETV SVCS SPCLT	N	SR23	13	P	A	0.60		0.60		Y
HMS301	SA	10/27/14	36299	CHILD/ADULT PROTETV SVCS SPCLT	N	SR23	13	P	N	0.40		0.40		Y
HMS301	SA	10/27/14	36504	OFFICE ASSISTANT III	N	SR08	3	P	A	0.60		0.60		N
HMS301	SA	10/27/14	36504	OFFICE ASSISTANT III	N	SR08	3	P	N	0.40		0.40		N
HMS503	YB	10/27/14	117912	YOUTH CORRECTIONS TRAINER	N	CO08	10	P	A	1.00		1.00		N
HMS601	TA	10/27/14	1687	CHILD/ADULT PROTETV SVCS SPCLT	N	SR22	13	P	A	1.00		1.00		N
HMS220	RH	10/30/14	120629	PLUMBER I	N	SRNA	1	P	N	1.00		1.00		N
HMS236	LC	10/31/14	22142	ELIGIBILITY WKR II	N	SR16	3	P	A	0.57		0.57		N
HMS236	LC	10/31/14	22142	ELIGIBILITY WKR II	N	SR16	3	P	N	0.43		0.43		N
HMS236	LC	11/03/14	24187	ELIGIBILITY WKR II	N	SR12	3	P	A	0.57		0.57		N
HMS236	LC	11/03/14	24187	ELIGIBILITY WKR II	N	SR12	3	P	N	0.43		0.43		N
HMS236	LC	11/03/14	31066	SECRETARY I	N	SR12	3	P	A	0.57		0.57		N
HMS236	LC	11/03/14	31066	SECRETARY I	N	SR12	3	P	N	0.43		0.43		N
HMS236	LC	11/03/14	33907	OFFICE ASSISTANT III	N	SR08	3	P	A	0.57		0.57		N
HMS236	LC	11/03/14	33907	OFFICE ASSISTANT III	N	SR08	3	P	N	0.43		0.43		N
HMS301	SA	11/03/14	35703	SOCIAL SERVICE AID III	N	SR09	3	P	A	0.60		0.60		N
HMS301	SA	11/03/14	35703	SOCIAL SERVICE AID III	N	SR09	3	P	N	0.40		0.40		N
HMS301	SA	11/03/14	46364	SOCIAL SERVICE ASSISTANT IV	N	SR11	63	P	A	0.60		0.60		Y
HMS301	SA	11/03/14	46364	SOCIAL SERVICE ASSISTANT IV	N	SR11	63	P	N	0.40		0.40		Y
HMS301	SA	11/03/14	117492	SOCIAL SERVICE AID III	N	SR09	3	P	A	0.60		0.60		N
HMS301	SA	11/03/14	117492	SOCIAL SERVICE AID III	N	SR09	3	P	N	0.40		0.40		N
HMS802	GA	11/03/14	24468	OFFICE ASSISTANT III	N	SR08	3	P	A	0.33		0.33		N
HMS802	GA	11/03/14	24468	OFFICE ASSISTANT III	N	SR08	3	P	N	0.67		0.67		N
HMS902	IA	11/03/14	121015	OFFICE ASSISTANT III	N	SR08	3	P	A	0.50		0.50		N
HMS902	IA	11/03/14	121015	OFFICE ASSISTANT III	N	SR08	3	P	N	0.50		0.50		N
HMS236	LC	11/05/14	6409	ELIGIBILITY WKR I	N	SR12	3	P	A	0.57		0.57		N
HMS236	LC	11/05/14	6409	ELIGIBILITY WKR I	N	SR12	3	P	N	0.43		0.43		N
HMS301	SA	11/05/14	17390	HUMAN SVCS PROF IV	N	SR22	13	P	A	0.60		0.60		N
HMS301	SA	11/05/14	17390	HUMAN SVCS PROF IV	N	SR22	13	P	N	0.40		0.40		N
HMS902	IA	11/05/14	120776	ELIGIBILITY WORKER I	N	SR14	63	P	A	0.50		0.50		Y
HMS902	IA	11/05/14	120776	ELIGIBILITY WORKER I	N	SR14	63	P	N	0.50		0.50		Y
HMS904	AA	11/07/14	42081	AUDITOR IV	N	SR22	13	P	A	1.00		1.00		N



Department of Human Services  
Positions Filled from July 1, 2013 to November 30, 2017

Table E

<u>Prog ID</u>	<u>Sub-Org</u>	<u>Effective Date</u> <u>Position Filled</u>	<u>Position Number</u>	<u>Position Title</u>	<u>Exempt (Y/N)</u>	<u>SR Level</u>	<u>BU Code</u>	<u>T/P</u>	<u>MOF</u>	<u>Budgeted FTE</u>	<u>Budgeted Salary</u>	<u>Actual FTE</u>	<u>Actual Salary</u>	<u>Occupied by 89 Day Hire (Y/N)</u>
HMS301	SA	11/10/14	41103	CHILD/ADLT PROTV SVCS SUPVR II	N	SR27	23	P	A	0.60		0.60		N
HMS301	SA	11/10/14	41103	CHILD/ADLT PROTV SVCS SUPVR II	N	SR27	23	P	N	0.40		0.40		N
HMS301	SA	11/12/14	118578	SOCIAL WORKER IV	N	SR23	73	P	A	0.60		0.60		Y
HMS301	SA	11/12/14	118578	SOCIAL WORKER IV	N	SR23	73	P	N	0.40		0.40		Y
HMS802	GA	11/12/14	15816	SECRETARY I	N	SR12	63	P	A	0.33		0.33		Y
HMS802	GA	11/12/14	15816	SECRETARY I	N	SR12	63	P	N	0.67		0.67		Y
HMS902	IA	11/12/14	26589	CONTRACTS ASSISTANT I	N	SR13	63	P	A	0.50		0.50		Y
HMS902	IA	11/12/14	26589	CONTRACTS ASSISTANT I	N	SR13	63	P	N	0.50		0.50		Y
HMS902	IA	11/12/14	51859	OFFICE ASSISTANT III	N	SR08	3	P	A	0.50		0.50		N
HMS902	IA	11/12/14	51859	OFFICE ASSISTANT III	N	SR08	3	P	N	0.50		0.50		N
HMS236	LC	11/17/14	33132	ELIGIBILITY WKR III	N	SR16	3	P	A	0.57		0.57		N
HMS236	LC	11/17/14	33132	ELIGIBILITY WKR III	N	SR16	3	P	N	0.43		0.43		N
HMS236	LC	11/17/14	34740	ELIGIBILITY WKR IV	N	SR18	3	P	A	0.57		0.57		N
HMS236	LC	11/17/14	34740	ELIGIBILITY WKR IV	N	SR18	3	P	N	0.43		0.43		N
HMS902	IA	11/17/14	112344	ELIGIBILITY WKR I	N	SR12	3	P	A	0.50		0.50		N
HMS902	IA	11/17/14	112344	ELIGIBILITY WKR I	N	SR12	3	P	N	0.50		0.50		N
HMS902	IA	11/17/14	121423	PROJECT MANAGER	Y	SRNA	13	T	A	0.10		0.10		N
HMS902	IA	11/17/14	121423	PROJECT MANAGER	Y	SRNA	13	T	N	0.90		0.90		N
HMS904	AA	11/17/14	25941	ELIGIBILITY WKR IV	N	SR18	63	P	A	0.55		0.55		Y
HMS904	AA	11/17/14	25941	ELIGIBILITY WKR IV	N	SR18	63	P	N	0.45		0.45		Y
HMS902	IA	11/18/14	34817	REGISTERED NURSE V	N	SR24	79	P	A	0.25		0.25		Y
HMS902	IA	11/18/14	34817	REGISTERED NURSE V	N	SR24	79	P	N	0.75		0.75		Y
HMS902	IA	11/18/14	51829	REGISTERED NURSE V	N	SR24	79	P	A	0.25		0.25		Y
HMS902	IA	11/18/14	51829	REGISTERED NURSE V	N	SR24	79	P	N	0.75		0.75		Y
HMS904	AA	11/18/14	26377	ELIGIBILITY WKR IV	N	SR18	63	P	A	0.55		0.55		Y
HMS904	AA	11/18/14	26377	ELIGIBILITY WKR IV	N	SR18	63	P	N	0.45		0.45		Y
HMS301	SA	11/21/14	118531	SOCIAL SERVICE AID III	N	SR09	63	P	A	0.60		0.60		Y
HMS301	SA	11/21/14	118531	SOCIAL SERVICE AID III	N	SR09	63	P	N	0.40		0.40		Y
HMS503	YB	11/23/14	11123	YOUTH CORRECTIONS SUPERVISOR	N	CO08	20	P	A	1.00		1.00		N
HMS902	IA	11/24/14	120465	HLTH CARE BUS ANALYST	Y	SRNA	13	T	A	0.10		0.10		N
HMS902	IA	11/24/14	120465	HLTH CARE BUS ANALYST	Y	SRNA	13	T	N	0.90		0.90		N
HMS301	SA	11/28/14	108920	SOCIAL SERVICE AID III	N	SR09	3	P	A	0.60		0.60		N

Department of Human Services  
Positions Filled from July 1, 2013 to November 30, 2017

Table E

Prog ID	Sub-Org	Effective Date Position Filled	Position Number	Position Title	Exempt (Y/N)	SR Level	BU Code	T/P	MOF	Budgeted FTE	Budgeted Salary	Actual FTE	Actual Salary	Occupied by 89 Day Hire (Y/N)
HMS301	SA	11/28/14	108920	SOCIAL SERVICE AID III	N	SR09	3	P	N	0.40		0.40		N
HMS236	LC	12/01/14	33131	ELIGIBILITY WKR III	N	SR12	3	P	A	0.57		0.57		N
HMS236	LC	12/01/14	33131	ELIGIBILITY WKR III	N	SR12	3	P	N	0.43		0.43		N
HMS236	LC	12/01/14	43330	OFFICE ASSISTANT III	N	SR08	3	P	A	0.57		0.57		N
HMS236	LC	12/01/14	43330	OFFICE ASSISTANT III	N	SR08	3	P	N	0.43		0.43		N
HMS501	YA	12/01/14	102142	EXEC DIR, OFFICE OF YOUTH SVCS	Y	SRNA	93	P	A	1.00		1.00		N
HMS503	YB	12/01/14	117215	CORRECTIONS RECR SPCLT II	N	SR16	13	P	A	1.00		1.00		N
HMS904	AA	12/01/14	15304	INFORMATION TECHNOL SPCLT VI	N	SR26	13	P	A	0.65		0.65		N
HMS904	AA	12/01/14	15304	INFORMATION TECHNOL SPCLT VI	N	SR26	13	P	N	0.35		0.35		N
HMS904	AA	12/01/14	100009	PRIVATE SECRETARY III	Y	SR24	63	P	A	1.00		1.00		N
HMS904	AA	12/01/14	100049	PRIVATE SECRETARY II	Y	SR22	63	P	A	1.00		1.00		N
HMS904	AA	12/01/14	100128	DIR	Y	SRNA	0	P	A	1.00		1.00		N
HMS904	AA	12/01/14	120216	GOV'S COORDNTR ON HOMELESSNESS	Y	SRNA	73	T	A	1.00		1.00		N
HMS222	RA	12/02/14	119190	HOUSING QUAL STDS INSP I	N	SR13	63	T	N	1.00		1.00		Y
HMS301	SA	12/02/14	46376	SOCIAL SERVICE AID III	N	SR09	63	P	A	0.60		0.60		Y
HMS301	SA	12/02/14	46376	SOCIAL SERVICE AID III	N	SR09	63	P	N	0.40		0.40		Y
HMS503	YB	12/02/14	117906	PERSONNEL MGMT SPECIALIST III	N	SR22	73	P	A	1.00		1.00		N
HMS902	IA	12/02/14	48681	OFFICE ASSISTANT III	N	SR08	3	P	A	0.50		0.50		N
HMS902	IA	12/02/14	48681	OFFICE ASSISTANT III	N	SR08	3	P	N	0.50		0.50		N
HMS236	LC	12/03/14	26808	OFFICE ASSISTANT III	N	SR08	3	P	A	0.57		0.57		N
HMS236	LC	12/03/14	26808	OFFICE ASSISTANT III	N	SR08	3	P	N	0.43		0.43		N
HMS220	RH	12/05/14	22432	BUILDING MAINTENANCE HELPER	N	SRNA	1	P	N	1.00		1.00		N
HMS301	SA	12/08/14	16922	FAMILY SERVICES ASSISTANT	N	SR11	3	P	A	0.60		0.60		N
HMS301	SA	12/08/14	16922	FAMILY SERVICES ASSISTANT	N	SR11	3	P	N	0.40		0.40		N
HMS501	YA	12/08/14	43702	CHLDRN & YOUTH PRGM DEV OFFCR	N	EM03	35	P	A	1.00		1.00		N
HMS503	YB	12/08/14	2441	GEN CONSTR & MTNCE SUPVR I	N	F109	2	P	A	1.00		1.00		N
HMS904	AA	12/08/14	121540	ADMIN ASSIST ON HOMELESSNESS	Y	SRNA	13	T	A	1.00		1.00		N
HMS236	LC	12/10/14	18936	OFFICE ASSISTANT III	N	SR08	63	P	A	0.57		0.57		Y
HMS236	LC	12/10/14	18936	OFFICE ASSISTANT III	N	SR08	63	P	N	0.43		0.43		Y
HMS236	LC	12/16/14	22843	ELIGIBILITY WKR II	N	SR12	3	P	A	0.57		0.57		N
HMS236	LC	12/16/14	22843	ELIGIBILITY WKR II	N	SR12	3	P	N	0.43		0.43		N
HMS301	SA	12/16/14	17693	SOCIAL WORKER IV	N	SR20	13	P	A	0.60		0.60		N

Department of Human Services  
Positions Filled from July 1, 2013 to November 30, 2017

Table E

Prog ID	Sub-Org	Effective Date Position Filled	Position Number	Position Title	Exempt (Y/N)	SR Level	BU Code	T/P	MOF	Budgeted FTE	Budgeted Salary	Actual FTE	Actual Salary	Occupied by 89 Day Hire (Y/N)
HMS301	SA	12/16/14	17693	SOCIAL WORKER IV	N	SR20	13	P	N	0.40		0.40		N
HMS301	SA	12/16/14	32765	HUMAN SVCS PROF IV	N	SR22	13	P	A	0.60		0.60		N
HMS301	SA	12/16/14	32765	HUMAN SVCS PROF IV	N	SR22	13	P	N	0.40		0.40		N
HMS301	SA	12/16/14	36695	SOCIAL WORKER V	N	SR25	23	P	A	0.60		0.60		N
HMS301	SA	12/16/14	36695	SOCIAL WORKER V	N	SR25	23	P	N	0.40		0.40		N
HMS301	SA	12/16/14	118571	SOCIAL SERVICE ASSISTANT IV	N	SR11	63	P	N	1.00		1.00		Y
HMS503	YB	12/16/14	121184	HUMAN SERVICES PROF III	N	SR20	13	P	A	1.00		1.00		N
HMS903	FA	12/16/14	1702	INVESTIGATOR IV	N	SR22	13	P	A	0.55		0.55		N
HMS903	FA	12/16/14	1702	INVESTIGATOR IV	N	SR22	13	P	N	0.45		0.45		N
HMS904	AA	12/16/14	30230	ACCOUNTANT III	N	SR20	13	P	A	1.00		1.00		N
HMS229	HA	12/18/14	100913	HEARINGS ASST	Y	SRNA	3	T	N	1.00		1.00		N
HMS301	SA	12/22/14	34398	SOCIAL WORKER IV	N	SR20	13	P	A	0.60		0.60		N
HMS301	SA	12/22/14	34398	SOCIAL WORKER IV	N	SR20	13	P	N	0.40		0.40		N
HMS301	SA	12/22/14	36301	HUMAN SVCS PROF III	N	SR22	13	P	A	0.60		0.60		N
HMS301	SA	12/22/14	36301	HUMAN SVCS PROF III	N	SR22	13	P	N	0.40		0.40		N
HMS501	YA	12/22/14	120294	JUV JUSTICE PRGM SPCLT	N	SR22	13	P	A	1.00		1.00		N
HMS236	LC	12/29/14	31299	ELIGIBILITY WKR III	N	SR16	3	P	A	0.57		0.57		N
HMS236	LC	12/29/14	31299	ELIGIBILITY WKR III	N	SR16	3	P	N	0.43		0.43		N
HMS904	AA	12/31/14	31178	SECRETARY II	N	SR14	3	P	A	0.80		0.80		N
HMS904	AA	12/31/14	31178	SECRETARY II	N	SR14	3	P	N	0.20		0.20		N
HMS904	AA	01/01/15	100128	DIR	Y	SRNA	0	P	A	1.00		1.00		N
HMS904	AA	01/01/15	100225	DDIR	Y	SRNA	0	P	A	1.00		1.00		N
HMS224	HS	01/02/15	119182	SECRETARY I	N	SR12	3	P	A	1.00		1.00		N
HMS301	SA	01/02/15	36191	SECRETARY I	N	SR12	3	P	A	0.60		0.60		N
HMS301	SA	01/02/15	36191	SECRETARY I	N	SR12	3	P	N	0.40		0.40		N
HMS301	SA	01/02/15	39413	SECRETARY I	N	SR12	3	P	A	0.60		0.60		N
HMS301	SA	01/02/15	39413	SECRETARY I	N	SR12	3	P	N	0.40		0.40		N
HMS904	AA	01/02/15	23222	OFFICE ASSISTANT III	N	SR22	13	P	A	0.65		0.65		N
HMS904	AA	01/02/15	23222	OFFICE ASSISTANT III	N	SR22	13	P	N	0.35		0.35		N
HMS220	RH	01/05/15	5475	PUBLIC HOUSING SPECIALIST I	N	SR16	13	P	N	1.00		1.00		N
HMS220	RH	01/05/15	23698	PUBLIC HOUSING SPECIALIST I	N	SR16	13	P	W	1.00		1.00		N
HMS229	HA	01/05/15	31791	OFFICE ASSISTANT III	N	SR08	63	P	N	1.00		1.00		Y

Department of Human Services  
Positions Filled from July 1, 2013 to November 30, 2017

Table E

Prog ID	Sub-Org	Effective Date	Position Number	Position Title	Exempt (Y/N)	SR Level	BU Code	T/P	MOF	Budgeted FTE	Budgeted Salary	Actual FTE	Actual Salary	Occupied by 89 Day Hire (Y/N)
HMS236	LC	01/05/15	21500	ELIGIBILITY WKR V	N	SR20	4	P	A	0.57		0.57		N
HMS236	LC	01/05/15	21500	ELIGIBILITY WKR V	N	SR20	4	P	N	0.43		0.43		N
HMS301	SA	01/05/15	42368	SOCIAL WORKER IV	N	SR20	13	P	A	0.60		0.60		N
HMS301	SA	01/05/15	42368	SOCIAL WORKER IV	N	SR20	13	P	N	0.40		0.40		N
HMS302	DA	01/05/15	30339	HUMAN SVCS PROF V	N	SR24	23	P	A	0.50		0.50		N
HMS302	DA	01/05/15	30339	HUMAN SVCS PROF V	N	SR24	23	P	N	0.50		0.50		N
HMS802	GA	01/05/15	15816	SECRETARY I	N	SR12	63	P	A	0.33		0.33		Y
HMS802	GA	01/05/15	15816	SECRETARY I	N	SR12	63	P	N	0.67		0.67		Y
HMS903	FA	01/05/15	121158	OFFICE ASSISTANT III	N	SR08	3	P	A	0.53		0.53		N
HMS903	FA	01/05/15	121158	OFFICE ASSISTANT III	N	SR08	3	P	N	0.47		0.47		N
HMS503	YB	01/06/15	121185	HUMAN SERVICES PROF III	N	SR20	13	P	A	1.00		1.00		N
HMS301	SA	01/07/15	44707	HUMAN SVCS PROF III	N	SR22	13	P	A	0.60		0.60		N
HMS301	SA	01/07/15	44707	HUMAN SVCS PROF III	N	SR22	13	P	N	0.40		0.40		N
HMS220	RH	01/12/15	27478	PUBLIC HOUSING SPECIALIST II	N	SR16	73	P	N	1.00		1.00		Y
HMS301	SA	01/12/15	28420	CHILD/ADULT PROTETV SVCS SPCLT	N	SR18	73	P	A	0.60		0.60		Y
HMS301	SA	01/12/15	28420	CHILD/ADULT PROTETV SVCS SPCLT	N	SR18	73	P	N	0.40		0.40		Y
HMS301	SA	01/12/15	42320	CHILD/ADULT PROTETV SVCS SPCLT	N	SR25	23	P	A	0.60		0.60		N
HMS301	SA	01/12/15	42320	CHILD/ADULT PROTETV SVCS SPCLT	N	SR25	23	P	N	0.40		0.40		N
HMS229	HA	01/16/15	121147	ACCOUNTANT III	N	SR20	13	P	W	1.00		1.00		N
HMS236	LC	01/16/15	1681	ELIGIBILITY WKR I	N	SR12	3	P	A	0.58		0.58		N
HMS236	LC	01/16/15	1681	ELIGIBILITY WKR I	N	SR12	3	P	N	0.42		0.42		N
HMS236	LC	01/16/15	5583	OFFICE ASSISTANT III	N	SR08	63	P	A	0.57		0.57		Y
HMS236	LC	01/16/15	5583	OFFICE ASSISTANT III	N	SR08	63	P	N	0.43		0.43		Y
HMS236	LC	01/16/15	25729	ELIGIBILITY WKR I	N	SR12	3	P	A	0.57		0.57		N
HMS236	LC	01/16/15	25729	ELIGIBILITY WKR I	N	SR12	3	P	N	0.43		0.43		N
HMS601	TA	01/16/15	21456	SOCIAL WORKER IV	N	SR22	13	P	A	1.00		1.00		N
HMS802	GA	01/16/15	118947	VOCATIONAL REHAB SPCLT IV	N	SR22	13	P	A	0.33		0.33		N
HMS802	GA	01/16/15	118947	VOCATIONAL REHAB SPCLT IV	N	SR22	13	P	N	0.67		0.67		N
HMS902	IA	01/16/15	48682	OFFICE ASSISTANT III	N	SR08	3	P	A	0.50		0.50		N
HMS902	IA	01/16/15	48682	OFFICE ASSISTANT III	N	SR08	3	P	N	0.50		0.50		N
HMS903	FA	01/16/15	6415	ELIGIBILITY PROGRAM SPCLT V	N	SR24	13	P	A	0.53		0.53		N
HMS903	FA	01/16/15	6415	ELIGIBILITY PROGRAM SPCLT V	N	SR24	13	P	N	0.47		0.47		N

Department of Human Services  
Positions Filled from July 1, 2013 to November 30, 2017

Table E

<u>Prog ID</u>	<u>Sub-Org</u>	<u>Effective Date</u> <u>Position Filled</u>	<u>Position Number</u>	<u>Position Title</u>	<u>Exempt (Y/N)</u>	<u>SR Level</u>	<u>BU Code</u>	<u>T/P</u>	<u>MOF</u>	<u>Budgeted FTE</u>	<u>Budgeted Salary</u>	<u>Actual FTE</u>	<u>Actual Salary</u>	<u>Occupied by 89 Day Hire (Y/N)</u>
HMS904	AA	01/16/15	100049	PRIVATE SECRETARY II	Y	SR22	63	P	A	1.00		1.00		N
HMS236	LC	01/20/15	6385	ELIGIBILITY WKR V	N	SR20	4	P	A	0.57		0.57		N
HMS236	LC	01/20/15	6385	ELIGIBILITY WKR V	N	SR20	4	P	N	0.43		0.43		N
HMS601	TA	01/20/15	113210	SOCIAL WORKER III	N	SR20	73	T	N	1.00		1.00		Y
HMS301	SA	01/21/15	44099	HUMAN SVCS PROF V	N	SR24	23	P	A	0.60		0.60		N
HMS301	SA	01/21/15	44099	HUMAN SVCS PROF V	N	SR24	23	P	N	0.40		0.40		N
HMS229	HA	01/27/15	100886	HOUSING DEVELOPMENT SPCLT I	Y	SRNA	13	T	W	1.00		1.00		N
HMS236	LC	01/30/15	26393	SECRETARY II	N	SR14	3	P	A	0.57		0.57		N
HMS236	LC	01/30/15	26393	SECRETARY II	N	SR14	3	P	N	0.43		0.43		N
HMS236	LC	02/01/15	28218	ELIGIBILITY WKR I	N	SR12	3	P	A	0.57		0.57		N
HMS236	LC	02/01/15	28218	ELIGIBILITY WKR I	N	SR12	3	P	N	0.43		0.43		N
HMS229	HA	02/02/15	30111	PERSONNEL MGMT SPECIALIST III	N	SR20	73	P	N	1.00		1.00		N
HMS301	SA	02/02/15	46366	SOCIAL SERVICE ASSISTANT IV	N	SR11	3	P	A	0.60		0.60		N
HMS301	SA	02/02/15	46366	SOCIAL SERVICE ASSISTANT IV	N	SR11	3	P	N	0.40		0.40		N
HMS301	SA	02/02/15	118566	SOCIAL SERVICE AID III	N	SR09	3	P	N	1.00		1.00		N
HMS802	GA	02/02/15	12555	VOCATIONAL REHAB SPCLT III	N	SR18	13	P	A	0.34		0.34		N
HMS802	GA	02/02/15	12555	VOCATIONAL REHAB SPCLT III	N	SR18	13	P	N	0.66		0.66		N
HMS904	AA	02/02/15	43064	PERSONNEL MGMT SPECIALIST III	N	SR20	73	P	A	1.00		1.00		N
HMS301	SA	02/03/15	46364	SOCIAL SERVICE ASSISTANT IV	N	SR11	63	P	A	0.60		0.60		Y
HMS301	SA	02/03/15	46364	SOCIAL SERVICE ASSISTANT IV	N	SR11	63	P	N	0.40		0.40		Y
HMS503	YB	02/03/15	2422	INSTITUTION FOOD SVCS MGR IV	N	F308	2	P	A	1.00		1.00		N
HMS902	IA	02/03/15	120776	ELIGIBILITY WORKER I	N	SR14	63	P	A	0.50		0.50		Y
HMS902	IA	02/03/15	120776	ELIGIBILITY WORKER I	N	SR14	63	P	N	0.50		0.50		Y
HMS220	RH	02/09/15	35172	BUILDING MAINTENANCE WORKER I	N	SRNA	1	P	N	1.00		1.00		N
HMS236	LC	02/09/15	28208	OFFICE ASSISTANT III	N	SR08	3	P	A	0.57		0.57		N
HMS236	LC	02/09/15	28208	OFFICE ASSISTANT III	N	SR08	3	P	N	0.43		0.43		N
HMS236	LC	02/09/15	31716	OFFICE ASSISTANT III	N	SR08	3	P	A	0.57		0.57		N
HMS236	LC	02/09/15	31716	OFFICE ASSISTANT III	N	SR08	3	P	N	0.43		0.43		N
HMS904	AA	02/09/15	31863	PERSONNEL CLERK IV	N	SR11	63	P	A	1.00		1.00		N
HMS220	RH	02/10/15	9619	SECRETARY I	N	SR12	63	P	N	1.00		1.00		Y
HMS301	SA	02/10/15	118578	SOCIAL WORKER IV	N	SR23	73	P	A	0.60		0.60		Y
HMS301	SA	02/10/15	118578	SOCIAL WORKER IV	N	SR23	73	P	N	0.40		0.40		Y

Department of Human Services  
Positions Filled from July 1, 2013 to November 30, 2017

Table E

<u>Prog ID</u>	<u>Sub-Org</u>	<u>Effective Date</u>	<u>Position Number</u>	<u>Position Title</u>	<u>Exempt (Y/N)</u>	<u>SR Level</u>	<u>BU Code</u>	<u>T/P</u>	<u>MOF</u>	<u>Budgeted FTE</u>	<u>Budgeted Salary</u>	<u>Actual FTE</u>	<u>Actual Salary</u>	<u>Occupied by 89 Day Hire (Y/N)</u>
HMS902	IA	02/10/15	26589	CONTRACTS ASSISTANT I	N	SR13	63	P	A	0.50		0.50		Y
HMS902	IA	02/10/15	26589	CONTRACTS ASSISTANT I	N	SR13	63	P	N	0.50		0.50		Y
HMS222	RA	02/17/15	119190	HOUSING QUAL STDS INSP I	N	SR13	63	T	N	1.00		1.00		Y
HMS236	LC	02/17/15	1691	ELIGIBILITY WKR III	N	SR12	3	P	A	0.57		0.57		N
HMS236	LC	02/17/15	1691	ELIGIBILITY WKR III	N	SR12	3	P	N	0.43		0.43		N
HMS236	LC	02/17/15	34332	OFFICE ASSISTANT III	N	SR08	3	P	A	0.57		0.57		N
HMS236	LC	02/17/15	34332	OFFICE ASSISTANT III	N	SR08	3	P	N	0.43		0.43		N
HMS236	LC	02/17/15	45523	SOCIAL WORKER VI	N	SR26	23	P	A	0.50		0.50		N
HMS236	LC	02/17/15	45523	SOCIAL WORKER VI	N	SR26	23	P	N	0.50		0.50		N
HMS301	SA	02/17/15	36509	SOCIAL SERVICE AID III	N	SR09	3	P	A	0.60		0.60		N
HMS301	SA	02/17/15	36509	SOCIAL SERVICE AID III	N	SR09	3	P	N	0.40		0.40		N
HMS301	SA	02/17/15	39414	CHILD/ADULT PROTETV SVCS SPCLT	N	SR22	13	P	A	0.60		0.60		N
HMS301	SA	02/17/15	39414	CHILD/ADULT PROTETV SVCS SPCLT	N	SR22	13	P	N	0.40		0.40		N
HMS601	TA	02/17/15	45597	SOCIAL SERVICE ASSISTANT IV	N	SR11	3	P	A	1.00		1.00		N
HMS902	IA	02/17/15	111030	SECRETARY I	N	SR12	3	P	A	0.50		0.50		N
HMS902	IA	02/17/15	111030	SECRETARY I	N	SR12	3	P	N	0.50		0.50		N
HMS903	FA	02/17/15	29836	INVESTIGATOR VI	N	SR26	93	P	A	0.53		0.53		N
HMS903	FA	02/17/15	29836	INVESTIGATOR VI	N	SR26	93	P	N	0.47		0.47		N
HMS904	AA	02/17/15	23579	ELIGIBILITY WKR V	N	SR20	4	P	A	0.55		0.55		N
HMS904	AA	02/17/15	23579	ELIGIBILITY WKR V	N	SR20	4	P	N	0.45		0.45		N
HMS222	RA	02/18/15	101214	HOUSING QUAL STDS INSP III	N	SR17	4	T	N	1.00		1.00		N
HMS301	SA	02/18/15	3993	HUMAN SVCS PROF III	N	SR22	13	P	A	0.60		0.60		N
HMS301	SA	02/18/15	3993	HUMAN SVCS PROF III	N	SR22	13	P	N	0.40		0.40		N
HMS301	SA	02/18/15	17695	CHILD/ADULT PROTETV SVCS SPCLT	N	SR20	13	P	A	0.60		0.60		N
HMS301	SA	02/18/15	17695	CHILD/ADULT PROTETV SVCS SPCLT	N	SR20	13	P	N	0.40		0.40		N
HMS301	SA	02/18/15	36418	SOCIAL SERVICE AID III	N	SR09	3	P	A	0.60		0.60		N
HMS301	SA	02/18/15	36418	SOCIAL SERVICE AID III	N	SR09	3	P	N	0.40		0.40		N
HMS902	IA	02/18/15	34817	REGISTERED NURSE V	N	SR24	79	P	A	0.25		0.25		Y
HMS902	IA	02/18/15	34817	REGISTERED NURSE V	N	SR24	79	P	N	0.75		0.75		Y
HMS904	AA	02/18/15	26377	ELIGIBILITY WKR IV	N	SR18	63	P	A	0.55		0.55		Y
HMS904	AA	02/18/15	26377	ELIGIBILITY WKR IV	N	SR18	63	P	N	0.45		0.45		Y
HMS301	SA	02/19/15	118531	SOCIAL SERVICE AID III	N	SR09	63	P	A	0.60		0.60		Y

Department of Human Services  
Positions Filled from July 1, 2013 to November 30, 2017

Table E

Prog ID	Sub-Org	Effective Date Position Filled	Position Number	Position Title	Exempt (Y/N)	SR Level	BU Code	T/P	MOF	Budgeted FTE	Budgeted Salary	Actual FTE	Actual Salary	Occupied by 89 Day Hire (Y/N)
HMS301	SA	02/19/15	118531	SOCIAL SERVICE AID III	N	SR09	63	P	N	0.40		0.40		Y
HMS236	LC	02/23/15	24975	ELIGIBILITY WKR I	N	SR14	3	P	A	0.57		0.57		N
HMS236	LC	02/23/15	24975	ELIGIBILITY WKR I	N	SR14	3	P	N	0.43		0.43		N
HMS802	GA	02/23/15	31344	VOCATIONAL REHAB SPCLT III	N	SR16	13	P	A	0.33		0.33		N
HMS802	GA	02/23/15	31344	VOCATIONAL REHAB SPCLT III	N	SR16	13	P	N	0.67		0.67		N
HMS236	LC	03/02/15	14149	ELIGIBILITY WKR I	N	SR12	3	P	A	0.57		0.57		N
HMS236	LC	03/02/15	14149	ELIGIBILITY WKR I	N	SR12	3	P	N	0.43		0.43		N
HMS236	LC	03/02/15	46896	SELF-SUFF/SUPP SVCS SUPVR III	N	SR26	23	P	A	0.50		0.50		N
HMS236	LC	03/02/15	46896	SELF-SUFF/SUPP SVCS SUPVR III	N	SR26	23	P	N	0.50		0.50		N
HMS301	SA	03/02/15	26702	CHILD/ADULT PROTETV SVCS SPCLT	N	SR20	13	P	A	0.60		0.60		N
HMS301	SA	03/02/15	26702	CHILD/ADULT PROTETV SVCS SPCLT	N	SR20	13	P	N	0.40		0.40		N
HMS301	SA	03/02/15	34077	CHILD/ADULT PROTETV SVCS SPCLT	N	SR20	13	P	A	0.60		0.60		N
HMS301	SA	03/02/15	34077	CHILD/ADULT PROTETV SVCS SPCLT	N	SR20	13	P	N	0.40		0.40		N
HMS301	SA	03/02/15	36143	HUMAN SVCS PROF IV	N	SR20	13	P	A	0.60		0.60		N
HMS301	SA	03/02/15	36143	HUMAN SVCS PROF IV	N	SR20	13	P	N	0.40		0.40		N
HMS301	SA	03/02/15	118530	SOCIAL SERVICE AID III	N	SR09	63	P	A	0.60		0.60		Y
HMS301	SA	03/02/15	118530	SOCIAL SERVICE AID III	N	SR09	63	P	N	0.40		0.40		Y
HMS301	SA	03/02/15	118579	CHILD/ADULT PROTETV SVCS SPCLT	N	SR23	13	P	N	1.00		1.00		N
HMS802	GA	03/02/15	14579	VOCATIONAL REHAB SPCLT I	N	SR16	13	P	A	0.34		0.34		N
HMS802	GA	03/02/15	14579	VOCATIONAL REHAB SPCLT I	N	SR16	13	P	N	0.66		0.66		N
HMS902	IA	03/02/15	48722	OFFICE ASSISTANT III	N	SR08	3	P	A	0.50		0.50		N
HMS902	IA	03/02/15	48722	OFFICE ASSISTANT III	N	SR08	3	P	N	0.50		0.50		N
HMS902	IA	03/02/15	100418	REGISTERED NURSE IV	N	SR24	9	P	A	0.25		0.25		N
HMS902	IA	03/02/15	100418	REGISTERED NURSE IV	N	SR24	9	P	N	0.75		0.75		N
HMS902	IA	03/02/15	120827	SECRETARY I	N	SR12	3	P	A	0.50		0.50		N
HMS902	IA	03/02/15	120827	SECRETARY I	N	SR12	3	P	N	0.50		0.50		N
HMS904	AA	03/02/15	26379	ELIGIBILITY WKR IV	N	SR18	3	P	A	0.55		0.55		N
HMS904	AA	03/02/15	26379	ELIGIBILITY WKR IV	N	SR18	3	P	N	0.45		0.45		N
HMS904	AA	03/02/15	37687	COMPUTER OPERATOR II	N	SR13	3	P	A	0.65		0.65		N
HMS904	AA	03/02/15	37687	COMPUTER OPERATOR II	N	SR13	3	P	N	0.35		0.35		N
HMS301	SA	03/04/15	42343	SOCIAL SERVICE ASSISTANT IV	N	SR11	3	P	A	0.60		0.60		N
HMS301	SA	03/04/15	42343	SOCIAL SERVICE ASSISTANT IV	N	SR11	3	P	N	0.40		0.40		N

Department of Human Services  
Positions Filled from July 1, 2013 to November 30, 2017

Table E

<u>Prog ID</u>	<u>Sub-Org</u>	<u>Effective Date</u> <u>Position Filled</u>	<u>Position Number</u>	<u>Position Title</u>	<u>Exempt (Y/N)</u>	<u>SR Level</u>	<u>BU Code</u>	<u>T/P</u>	<u>MOF</u>	<u>Budgeted FTE</u>	<u>Budgeted Salary</u>	<u>Actual FTE</u>	<u>Actual Salary</u>	<u>Occupied by 89 Day Hire (Y/N)</u>
HMS301	SA	03/04/15	46376	SOCIAL SERVICE AID III	N	SR09	63	P	A	0.60		0.60		Y
HMS301	SA	03/04/15	46376	SOCIAL SERVICE AID III	N	SR09	63	P	N	0.40		0.40		Y
HMS802	GA	03/04/15	38991	SOCIAL SERVICE ASSISTANT IV	N	SR11	3	P	A	0.33		0.33		N
HMS802	GA	03/04/15	38991	SOCIAL SERVICE ASSISTANT IV	N	SR11	3	P	N	0.67		0.67		N
HMS904	AA	03/09/15	42587	PERSONNEL TECHNICIAN VI	N	SR11	63	P	A	1.00		1.00		N
HMS220	RH	03/16/15	14976	HOUSING BUILDING MTNCE WKR II	N	SRNA	1	P	N	1.00		1.00		N
HMS236	LC	03/16/15	18936	OFFICE ASSISTANT III	N	SR08	63	P	A	0.57		0.57		Y
HMS236	LC	03/16/15	18936	OFFICE ASSISTANT III	N	SR08	63	P	N	0.43		0.43		Y
HMS236	LC	03/16/15	22520	ELIGIBILITY WKR III	N	SR12	3	P	A	0.57		0.57		N
HMS236	LC	03/16/15	22520	ELIGIBILITY WKR III	N	SR12	3	P	N	0.43		0.43		N
HMS236	LC	03/16/15	24187	ELIGIBILITY WKR II	N	SR12	3	P	A	0.57		0.57		N
HMS236	LC	03/16/15	24187	ELIGIBILITY WKR II	N	SR12	3	P	N	0.43		0.43		N
HMS236	LC	03/16/15	24983	ELIGIBILITY WKR I	N	SR12	3	P	A	0.57		0.57		N
HMS236	LC	03/16/15	24983	ELIGIBILITY WKR I	N	SR12	3	P	N	0.43		0.43		N
HMS236	LC	03/16/15	31189	ELIGIBILITY WKR III	N	SR12	3	P	A	0.57		0.57		N
HMS236	LC	03/16/15	31189	ELIGIBILITY WKR III	N	SR12	3	P	N	0.43		0.43		N
HMS236	LC	03/16/15	120844	OFFICE ASSISTANT III	N	SR08	3	P	A	0.57		0.57		N
HMS236	LC	03/16/15	120844	OFFICE ASSISTANT III	N	SR08	3	P	N	0.43		0.43		N
HMS301	SA	03/16/15	34774	SOCIAL WORKER V	N	SR24	13	P	A	0.60		0.60		N
HMS301	SA	03/16/15	34774	SOCIAL WORKER V	N	SR24	13	P	N	0.40		0.40		N
HMS302	DA	03/16/15	120654	HUMAN SVCS PROF IV	N	SR22	13	P	A	0.50		0.50		N
HMS302	DA	03/16/15	120654	HUMAN SVCS PROF IV	N	SR22	13	P	N	0.50		0.50		N
HMS503	YB	03/16/15	118860	CORRECTIONS SUPERVISOR I	N	SR24	23	P	A	1.00		1.00		N
HMS601	TA	03/16/15	6413	SECRETARY I	N	SR12	3	P	A	1.00		1.00		N
HMS236	LC	03/18/15	34416	OFFICE ASSISTANT III	N	SR08	3	P	A	0.57		0.57		N
HMS236	LC	03/18/15	34416	OFFICE ASSISTANT III	N	SR08	3	P	N	0.43		0.43		N
HMS301	SA	03/18/15	117504	SOCIAL SERVICE AID III	N	SR09	3	P	A	0.60		0.60		N
HMS301	SA	03/18/15	117504	SOCIAL SERVICE AID III	N	SR09	3	P	N	0.40		0.40		N
HMS301	SA	03/19/15	44086	HUMAN SVCS PROF IV	N	SR20	13	P	A	0.60		0.60		N
HMS301	SA	03/19/15	44086	CHILD/ADULT PROTETV SVCS SPCLT	N	SR20	13	P	N	0.40		0.40		N
HMS902	IA	03/20/15	34817	REGISTERED NURSE V	N	SR24	79	P	A	0.25		0.25		Y
HMS902	IA	03/20/15	34817	REGISTERED NURSE V	N	SR24	79	P	N	0.75		0.75		Y



Department of Human Services  
Positions Filled from July 1, 2013 to November 30, 2017

Table E

<u>Prog ID</u>	<u>Sub-Org</u>	<u>Effective Date</u> <u>Position Filled</u>	<u>Position Number</u>	<u>Position Title</u>	<u>Exempt (Y/N)</u>	<u>SR Level</u>	<u>BU Code</u>	<u>T/P</u>	<u>MOF</u>	<u>Budgeted FTE</u>	<u>Budgeted Salary</u>	<u>Actual FTE</u>	<u>Actual Salary</u>	<u>Occupied by 89 Day Hire (Y/N)</u>
HMS601	TA	03/23/15	26711	CHILD/ADULT PROTETV SVCS SPCLT	N	SR22	13	P	A	1.00		1.00		N
HMS802	GA	03/23/15	15821	VOCATIONAL REHAB SPCLT I	N	SR16	13	P	A	0.33		0.33		N
HMS802	GA	03/23/15	15821	VOCATIONAL REHAB SPCLT I	N	SR16	13	P	N	0.67		0.67		N
HMS902	IA	03/23/15	100483	REGISTERED NURSE V	N	SR24	79	P	A	0.25		0.25		Y
HMS902	IA	03/23/15	100483	REGISTERED NURSE V	N	SR24	79	P	N	0.75		0.75		Y
HMS904	AA	03/23/15	29900	OFFICE ASSISTANT III	N	SR08	3	P	A	1.00		1.00		N
HMS236	LC	03/24/15	43330	OFFICE ASSISTANT III	N	SR08	3	P	A	0.57		0.57		N
HMS236	LC	03/24/15	43330	OFFICE ASSISTANT III	N	SR08	3	P	N	0.43		0.43		N
HMS222	RA	03/25/15	119199	HOUSING QUAL STDS INSPECTOR I	N	SR13	63	T	N	1.00		1.00		Y
HMS229	HA	03/25/15	103036	RESIDENT SERVICES PRGM SPCLT	Y	SRNA	13	T	N	1.00		1.00		N
HMS220	RH	03/27/15	23120	HOUSING GENERAL LABORER I	N	SRNA	1	P	N	1.00		1.00		N
HMS229	HA	03/27/15	8751	PUBLIC HOUSING SUPVR VI	N	SR26	23	P	N	1.00		1.00		N
HMS220	RH	03/31/15	121268	PROGRAM SPECIALIST	Y	SRNA	13	T	N	1.00		1.00		N
HMS236	LC	04/01/15	1675	ELIGIBILITY WKR I	N	SR12	3	P	A	0.57		0.57		N
HMS236	LC	04/01/15	1675	ELIGIBILITY WKR I	N	SR12	3	P	N	0.43		0.43		N
HMS236	LC	04/01/15	26802	OFFICE ASSISTANT III	N	SR08	3	P	A	0.57		0.57		N
HMS236	LC	04/01/15	26802	OFFICE ASSISTANT III	N	SR08	3	P	N	0.43		0.43		N
HMS301	SA	04/01/15	34114	SOCIAL SERVICE AID III	N	SR11	3	P	A	0.60		0.60		N
HMS301	SA	04/01/15	34114	SOCIAL SERVICE AID III	N	SR11	3	P	N	0.40		0.40		N
HMS301	SA	04/01/15	40759	SOCIAL SERVICE ASSISTANT IV	N	SR11	3	P	A	0.60		0.60		N
HMS301	SA	04/01/15	40759	SOCIAL SERVICE ASSISTANT IV	N	SR11	3	P	N	0.40		0.40		N
HMS301	SA	04/01/15	42524	SOCIAL SERVICE ASSISTANT IV	N	SR11	63	P	A	0.60		0.60		Y
HMS301	SA	04/01/15	42524	SOCIAL SERVICE ASSISTANT IV	N	SR11	63	P	N	0.40		0.40		Y
HMS301	SA	04/01/15	42599	HUMAN SVCS PROF IV	N	SR20	13	P	A	0.60		0.60		N
HMS301	SA	04/01/15	42599	HUMAN SVCS PROF IV	N	SR20	13	P	N	0.40		0.40		N
HMS301	SA	04/01/15	118534	SOCIAL SERVICE AID II	N	SR09	3	P	N	1.00		1.00		N
HMS501	YA	04/01/15	34341	CHILDREN & YUTH PRGM SPCLT V	N	SR24	13	P	A	1.00		1.00		N
HMS802	GA	04/01/15	15824	VOCATIONAL REHAB SPCLT III	N	SR16	13	P	A	0.33		0.33		N
HMS802	GA	04/01/15	15824	VOCATIONAL REHAB SPCLT III	N	SR16	13	P	N	0.67		0.67		N
HMS802	GA	04/01/15	120738	OFFICE ASSISTANT III	N	SR08	3	T	A	0.33		0.33		N
HMS802	GA	04/01/15	120738	OFFICE ASSISTANT III	N	SR08	3	T	N	0.67		0.67		N
HMS902	IA	04/01/15	36711	ELIGIBILITY PROGRAM SPCLT IV	N	SR20	13	P	A	0.50		0.50		N

Department of Human Services  
Positions Filled from July 1, 2013 to November 30, 2017

Table E

<u>Prog ID</u>	<u>Sub-Org</u>	<u>Effective Date</u> <u>Position Filled</u>	<u>Position Number</u>	<u>Position Title</u>	<u>Exempt (Y/N)</u>	<u>SR Level</u>	<u>BU Code</u>	<u>T/P</u>	<u>MOF</u>	<u>Budgeted FTE</u>	<u>Budgeted Salary</u>	<u>Actual FTE</u>	<u>Actual Salary</u>	<u>Occupied by 89 Day Hire (Y/N)</u>
HMS902	IA	04/01/15	36711	ELIGIBILITY PROGRAM SPCLT IV	N	SR20	13	P	N	0.50		0.50		N
HMS902	IA	04/01/15	47511	ELIGIBILITY WKR III	N	SR12	3	P	A	0.50		0.50		N
HMS902	IA	04/01/15	47511	ELIGIBILITY WKR III	N	SR12	3	P	N	0.50		0.50		N
HMS902	IA	04/01/15	120775	ELIGIBILITY WORKER I	N	SR12	3	P	A	0.50		0.50		N
HMS902	IA	04/01/15	120775	ELIGIBILITY WORKER I	N	SR12	3	P	N	0.50		0.50		N
HMS903	FA	04/01/15	17404	ELIGIBILITY PROGRAM SPCLT III	N	SR20	13	P	A	0.66		0.66		N
HMS903	FA	04/01/15	17404	ELIGIBILITY PROGRAM SPCLT III	N	SR20	13	P	N	0.34		0.34		N
HMS904	AA	04/01/15	1661	ACCOUNT CLERK III	N	SR11	3	P	A	1.00		1.00		N
HMS503	YB	04/05/15	7159	YOUTH CORRECTIONS SUPERVISOR	N	CO08	20	P	A	1.00		1.00		N
HMS236	LC	04/06/15	34709	ELIGIBILITY WKR I	N	SR12	3	P	A	0.57		0.57		N
HMS236	LC	04/06/15	34709	ELIGIBILITY WKR I	N	SR12	3	P	N	0.43		0.43		N
HMS904	AA	04/06/15	14144	EW III (POS TRSFD TO OIT 2015)	N	SR24	13	P	A	0.65		0.65		N
HMS904	AA	04/06/15	14144	EW III (POS TRSFD TO OIT 2015)	N	SR24	13	P	N	0.35		0.35		N
HMS229	HA	04/07/15	31791	OFFICE ASSISTANT III	N	SR08	63	P	N	1.00		1.00		Y
HMS220	RH	04/09/15	41073	SOCIAL SERVICE ASSISTANT IV	N	SR11	3	P	N	1.00		1.00		N
HMS904	AA	04/13/15	26377	ELIGIBILITY WKR IV	N	SR18	63	P	A	0.55		0.55		Y
HMS904	AA	04/13/15	26377	ELIGIBILITY WKR IV	N	SR18	63	P	N	0.45		0.45		Y
HMS301	SA	04/14/15	28420	CHILD/ADULT PROTETV SVCS SPCLT	N	SR18	73	P	A	0.60		0.60		Y
HMS301	SA	04/14/15	28420	CHILD/ADULT PROTETV SVCS SPCLT	N	SR18	73	P	N	0.40		0.40		Y
HMS229	HA	04/16/15	106429	INFORMATION TECHNOL SPCLT IV	N	SR22	73	T	N	1.00		1.00		Y
HMS301	SA	04/16/15	29540	CHILD/ADULT PROTETV SVCS SPCLT	N	SR20	13	P	A	0.60		0.60		N
HMS301	SA	04/16/15	29540	CHILD/ADULT PROTETV SVCS SPCLT	N	SR20	13	P	N	0.40		0.40		N
HMS503	YB	04/16/15	11636	YOUTH CORRECTIONS OFFICER (FP)	N	CO04	10	P	A	1.00		1.00		N
HMS503	YB	04/16/15	117183	YOUTH CORRECTIONS OFFICER (E)	N	CO04	10	P	A	1.00		1.00		N
HMS503	YB	04/16/15	119127	YOUTH CORRECTIONS OFFICER (FP)	N	CO04	10	P	A	1.00		1.00		N
HMS903	FA	04/16/15	26043	ELIGIBILITY PROGRAM SPCLT V	N	SR24	13	P	A	0.53		0.53		N
HMS903	FA	04/16/15	26043	ELIGIBILITY PROGRAM SPCLT V	N	SR24	13	P	N	0.47		0.47		N
HMS903	FA	04/16/15	32803	INVESTIGATOR IV	N	SR22	73	P	A	0.53		0.53		Y
HMS903	FA	04/16/15	32803	INVESTIGATOR IV	N	SR22	73	P	N	0.47		0.47		Y
HMS503	YB	04/20/15	117182	YOUTH CORRECTIONS OFFICER (FP)	N	CO04	10	P	A	1.00		1.00		N
HMS220	RH	05/01/15	121269	PROGRAM SPECIALIST	Y	SRNA	13	T	N	1.00		1.00		N
HMS222	RA	05/01/15	23029	PUBLIC HOUSING SPECIALIST II	N	SR16	13	P	N	1.00		1.00		N

Department of Human Services  
Positions Filled from July 1, 2013 to November 30, 2017

Table E

Prog ID	Sub-Org	Effective Date	Position Number	Position Title	Exempt (Y/N)	SR Level	BU Code	T/P	MOF	Budgeted FTE	Budgeted Salary	Actual FTE	Actual Salary	Occupied by 89 Day Hire (Y/N)
HMS236	LC	05/01/15	5583	OFFICE ASSISTANT III	N	SR08	63	P	A	0.57		0.57		Y
HMS236	LC	05/01/15	5583	OFFICE ASSISTANT III	N	SR08	63	P	N	0.43		0.43		Y
HMS236	LC	05/01/15	7710	ELIGIBILITY WKR III	N	SR12	3	P	A	0.57		0.57		N
HMS236	LC	05/01/15	7710	ELIGIBILITY WKR III	N	SR12	3	P	N	0.43		0.43		N
HMS236	LC	05/01/15	28099	OFFICE ASSISTANT III	N	SR08	3	P	A	0.57		0.57		N
HMS236	LC	05/01/15	28099	OFFICE ASSISTANT III	N	SR08	3	P	N	0.43		0.43		N
HMS301	SA	05/01/15	28420	CHILD/ADULT PROTETV SVCS SPCLT	N	SR18	73	P	A	0.60		0.60		Y
HMS301	SA	05/01/15	28420	CHILD/ADULT PROTETV SVCS SPCLT	N	SR18	73	P	N	0.40		0.40		Y
HMS301	SA	05/01/15	42342	SOCIAL SERVICE ASSISTANT IV	N	SR11	3	P	A	0.60		0.60		N
HMS301	SA	05/01/15	42342	SOCIAL SERVICE ASSISTANT IV	N	SR11	3	P	N	0.40		0.40		N
HMS301	SA	05/01/15	46376	SOCIAL SERVICE AID III	N	SR09	63	P	A	0.60		0.60		Y
HMS301	SA	05/01/15	46376	SOCIAL SERVICE AID III	N	SR09	63	P	N	0.40		0.40		Y
HMS503	YB	05/01/15	34317	FARM MANAGER I	N	F203	2	P	A	1.00		1.00		N
HMS601	TA	05/01/15	21133	PROGRAM SPECIALIST (AGING) V	N	SR24	13	P	A	1.00		1.00		N
HMS902	IA	05/01/15	47499	ELIGIBILITY WKR V	N	SR20	4	P	A	0.50		0.50		N
HMS902	IA	05/01/15	47499	ELIGIBILITY WKR V	N	SR20	4	P	N	0.50		0.50		N
HMS301	SA	05/04/15	32966	CHILD/ADULT PROTETV SVCS SPCLT	N	SR18	73	P	A	0.60		0.60		Y
HMS301	SA	05/04/15	32966	CHILD/ADULT PROTETV SVCS SPCLT	N	SR18	73	P	N	0.40		0.40		Y
HMS301	SA	05/04/15	118563	SOCIAL SERVICE AID III	N	SR09	63	P	N	1.00		1.00		Y
HMS902	IA	05/04/15	48726	ELIGIBILITY WKR III	N	SR12	3	P	A	0.50		0.50		N
HMS902	IA	05/04/15	48726	ELIGIBILITY WKR III	N	SR12	3	P	N	0.50		0.50		N
HMS301	SA	05/05/15	46364	SOCIAL SERVICE ASSISTANT IV	N	SR11	63	P	A	0.60		0.60		Y
HMS301	SA	05/05/15	46364	SOCIAL SERVICE ASSISTANT IV	N	SR11	63	P	N	0.40		0.40		Y
HMS902	IA	05/05/15	120776	ELIGIBILITY WORKER I	N	SR14	63	P	A	0.50		0.50		Y
HMS902	IA	05/05/15	120776	ELIGIBILITY WORKER I	N	SR14	63	P	N	0.50		0.50		Y
HMS238	GB	05/11/15	51830	INFORMATION TECHNOL SPCLT IV	N	SR22	13	P	N	1.00		1.00		N
HMS901	MA	05/11/15	1751	SECRETARY II	N	SR14	3	P	A	0.95		0.95		N
HMS901	MA	05/11/15	1751	SECRETARY II	N	SR14	3	P	N	0.05		0.05		N
HMS220	RH	05/12/15	9619	SECRETARY I	N	SR12	63	P	N	1.00		1.00		Y
HMS301	SA	05/12/15	118578	SOCIAL WORKER IV	N	SR23	73	P	A	0.60		0.60		Y
HMS301	SA	05/12/15	118578	SOCIAL WORKER IV	N	SR23	73	P	N	0.40		0.40		Y
HMS902	IA	05/12/15	26589	CONTRACTS ASSISTANT I	N	SR13	63	P	A	0.50		0.50		Y

Department of Human Services  
Positions Filled from July 1, 2013 to November 30, 2017

Table E

<u>Prog ID</u>	<u>Sub-Org</u>	<u>Effective Date</u> <u>Position Filled</u>	<u>Position Number</u>	<u>Position Title</u>	<u>Exempt (Y/N)</u>	<u>SR Level</u>	<u>BU Code</u>	<u>T/P</u>	<u>MOF</u>	<u>Budgeted FTE</u>	<u>Budgeted Salary</u>	<u>Actual FTE</u>	<u>Actual Salary</u>	<u>Occupied by 89 Day Hire (Y/N)</u>
HMS902	IA	05/12/15	26589	CONTRACTS ASSISTANT I	N	SR13	63	P	N	0.50		0.50		Y
HMS236	LC	05/15/15	45464	OFFICE ASSISTANT III	N	SR08	3	P	A	0.50		0.50		N
HMS236	LC	05/15/15	45464	OFFICE ASSISTANT III	N	SR08	3	P	N	0.50		0.50		N
HMS220	RH	05/18/15	5856	OFFICE ASSISTANT IV	N	SR10	3	P	W	1.00		1.00		N
HMS236	LC	05/18/15	22383	OFFICE ASSISTANT III	N	SR08	3	P	A	0.57		0.57		N
HMS236	LC	05/18/15	22383	OFFICE ASSISTANT III	N	SR08	3	P	N	0.43		0.43		N
HMS236	LC	05/18/15	31115	ELIGIBILITY WKR I	N	SR12	3	P	A	0.57		0.57		N
HMS236	LC	05/18/15	31115	ELIGIBILITY WKR I	N	SR12	3	P	N	0.43		0.43		N
HMS236	LC	05/18/15	32391	OFFICE ASSISTANT III	N	SR08	3	P	A	0.57		0.57		N
HMS236	LC	05/18/15	32391	OFFICE ASSISTANT III	N	SR08	3	P	N	0.43		0.43		N
HMS301	SA	05/18/15	110569	SOCIAL SERVICE AID III	N	SR09	3	P	A	0.60		0.60		N
HMS301	SA	05/18/15	110569	SOCIAL SERVICE AID III	N	SR09	3	P	N	0.40		0.40		N
HMS301	SA	05/18/15	116782	SOCIAL SERVICE ASSISTANT IV	N	SR11	3	P	A	0.60		0.60		N
HMS301	SA	05/18/15	116782	SOCIAL SERVICE ASSISTANT IV	N	SR11	3	P	N	0.40		0.40		N
HMS902	IA	05/18/15	26715	OFFICE ASSISTANT III	N	SR08	3	P	A	0.50		0.50		N
HMS902	IA	05/18/15	26715	OFFICE ASSISTANT III	N	SR08	3	P	N	0.50		0.50		N
HMS902	IA	05/18/15	103049	REGISTERED NURSE IV	N	SR22	9	P	A	0.25		0.25		N
HMS902	IA	05/18/15	103049	REGISTERED NURSE IV	N	SR22	9	P	N	0.75		0.75		N
HMS301	SA	05/19/15	118561	SOCIAL SERVICE AID III	N	SR09	3	P	N	1.00		1.00		N
HMS903	FA	05/19/15	121159	INVESTIGATOR IV	N	SR22	73	P	A	0.53		0.53		Y
HMS903	FA	05/19/15	121159	INVESTIGATOR IV	N	SR22	73	P	N	0.47		0.47		Y
HMS301	SA	05/21/15	26703	HUMAN SVCS PROF III	N	SR20	13	P	A	0.60		0.60		Y
HMS301	SA	05/21/15	26703	HUMAN SVCS PROF III	N	SR20	13	P	N	0.40		0.40		Y
HMS902	IA	05/21/15	121603	BUSINESS ANALYST	Y	0	73	T	A	0.10		0.10		N
HMS902	IA	05/21/15	121603	BUSINESS ANALYST	Y	0	73	T	N	0.90		0.90		N
HMS903	FA	05/26/15	46867	SELF-SUFF/SUPP SVCS MGR	N	EM05	35	P	A	0.50		0.50		N
HMS903	FA	05/26/15	46867	SELF-SUFF/SUPP SVCS MGR	N	EM05	35	P	N	0.50		0.50		N
HMS236	LC	06/01/15	5476	OFFICE ASSISTANT III	N	SR08	3	P	A	0.57		0.57		N
HMS236	LC	06/01/15	5476	OFFICE ASSISTANT III	N	SR08	3	P	N	0.43		0.43		N
HMS236	LC	06/01/15	45442	SECRETARY I	N	SR12	3	P	A	0.50		0.50		N
HMS236	LC	06/01/15	45442	SECRETARY I	N	SR12	3	P	N	0.50		0.50		N
HMS301	SA	06/01/15	40516	SOCIAL SERVICE AID III	N	SR09	3	P	A	0.60		0.60		N

Department of Human Services  
Positions Filled from July 1, 2013 to November 30, 2017

Table E

<u>Prog ID</u>	<u>Sub-Org</u>	<u>Effective Date</u> <u>Position Filled</u>	<u>Position Number</u>	<u>Position Title</u>	<u>Exempt (Y/N)</u>	<u>SR Level</u>	<u>BU Code</u>	<u>T/P</u>	<u>MOF</u>	<u>Budgeted FTE</u>	<u>Budgeted Salary</u>	<u>Actual FTE</u>	<u>Actual Salary</u>	<u>Occupied by 89 Day Hire (Y/N)</u>
HMS301	SA	06/01/15	40516	SOCIAL SERVICE AID III	N	SR09	3	P	N	0.40		0.40		N
HMS301	SA	06/01/15	42378	CHILD/ADULT PROTETV SVCS SPCLT	N	SR20	13	P	A	0.60		0.60		N
HMS301	SA	06/01/15	42378	CHILD/ADULT PROTETV SVCS SPCLT	N	SR20	13	P	N	0.40		0.40		N
HMS301	SA	06/01/15	44240	HUMAN SVCS PROF III	N	SR22	13	P	A	0.60		0.60		N
HMS301	SA	06/01/15	44240	HUMAN SVCS PROF III	N	SR22	13	P	N	0.40		0.40		N
HMS301	SA	06/01/15	111039	SOCIAL SERVICE AID III	N	SR11	3	P	A	0.60		0.60		N
HMS301	SA	06/01/15	111039	SOCIAL SERVICE AID III	N	SR11	3	P	N	0.40		0.40		N
HMS802	GA	06/01/15	15823	VOCATIONAL REHAB SPCLT III	N	SR16	13	P	A	0.33		0.33		N
HMS802	GA	06/01/15	15823	VOCATIONAL REHAB SPCLT III	N	SR16	13	P	N	0.67		0.67		N
HMS902	IA	06/01/15	47464	OFFICE ASSISTANT III	N	SR08	3	P	A	0.50		0.50		N
HMS902	IA	06/01/15	47464	OFFICE ASSISTANT III	N	SR08	3	P	N	0.50		0.50		N
HMS902	IA	06/01/15	51861	OFFICE ASSISTANT III	N	SR08	3	P	A	0.50		0.50		N
HMS902	IA	06/01/15	51861	OFFICE ASSISTANT III	N	SR08	3	P	N	0.50		0.50		N
HMS903	FA	06/01/15	42968	ELIGIBILITY PROGRAM SPCLT IV	N	SR22	13	P	A	0.57		0.57		N
HMS903	FA	06/01/15	42968	ELIGIBILITY PROGRAM SPCLT IV	N	SR22	13	P	N	0.43		0.43		N
HMS301	SA	06/02/15	118530	SOCIAL SERVICE AID III	N	SR09	63	P	A	0.60		0.60		Y
HMS301	SA	06/02/15	118530	SOCIAL SERVICE AID III	N	SR09	63	P	N	0.40		0.40		Y
HMS802	GA	06/08/15	23366	VENDING FACILITIES SPCLT	N	SR20	13	P	A	0.33		0.33		N
HMS802	GA	06/08/15	23366	VENDING FACILITIES SPCLT	N	SR20	13	P	N	0.67		0.67		N
HMS802	GA	06/08/15	51815	REHAB TEACHER FOR BLIND III	N	SR20	13	P	A	0.33		0.33		N
HMS802	GA	06/08/15	51815	REHAB TEACHER FOR BLIND III	N	SR20	13	P	N	0.67		0.67		N
HMS902	IA	06/10/15	47471	SECRETARY I	N	SR12	3	P	A	0.50		0.50		N
HMS902	IA	06/10/15	47471	SECRETARY I	N	SR12	3	P	N	0.50		0.50		N
HMS236	LC	06/12/15	21501	SECRETARY I	N	SR12	3	P	A	0.57		0.57		N
HMS236	LC	06/12/15	21501	SECRETARY I	N	SR12	3	P	N	0.43		0.43		N
HMS236	LC	06/16/15	28082	ELIGIBILITY WKR I	N	SR12	3	P	A	0.57		0.57		N
HMS236	LC	06/16/15	28082	ELIGIBILITY WKR I	N	SR12	3	P	N	0.43		0.43		N
HMS236	LC	06/16/15	28243	ELIGIBILITY WKR I	N	SR14	3	P	A	0.57		0.57		N
HMS236	LC	06/16/15	28243	ELIGIBILITY WKR I	N	SR14	3	P	N	0.43		0.43		N
HMS902	IA	06/16/15	101590	SECRETARY I	N	SR12	3	P	A	0.50		0.50		N
HMS902	IA	06/16/15	101590	SECRETARY I	N	SR12	3	P	N	0.50		0.50		N
HMS903	FA	06/16/15	120757	ELIGIBILITY PGM SPCLT IV	N	SR22	13	P	A	0.50		0.50		N

Department of Human Services  
Positions Filled from July 1, 2013 to November 30, 2017

Table E

<u>Prog ID</u>	<u>Sub-Org</u>	<u>Effective Date</u> <u>Position Filled</u>	<u>Position Number</u>	<u>Position Title</u>	<u>Exempt (Y/N)</u>	<u>SR Level</u>	<u>BU Code</u>	<u>T/P</u>	<u>MOF</u>	<u>Budgeted FTE</u>	<u>Budgeted Salary</u>	<u>Actual FTE</u>	<u>Actual Salary</u>	<u>Occupied by 89 Day Hire (Y/N)</u>
HMS903	FA	06/16/15	120757	ELIGIBILITY PGM SPCLT IV	N	SR22	13	P	N	0.50		0.50		N
HMS904	AA	06/16/15	34005	PROGRAM BUDGET ANALYST V	N	SR24	93	P	A	1.00		1.00		Y
HMS503	YB	06/17/15	2431	YOUTH CORRECTIONS OFFICER (FP)	N	CO04	10	P	A	1.00		1.00		N
HMS503	YB	06/17/15	31595	YOUTH CORRECTIONS OFFICER (FP)	N	CO04	10	P	A	1.00		1.00		N
HMS503	YB	06/17/15	51791	YOUTH CORRECTIONS OFFICER (E)	N	CO04	10	P	A	1.00		1.00		N
HMS503	YB	06/17/15	117167	YOUTH CORRECTIONS OFFICER (FP)	N	CO04	10	P	A	1.00		1.00		N
HMS802	GA	06/17/15	10314	OFFICE ASSISTANT III	N	SR08	3	P	A	0.34		0.34		N
HMS802	GA	06/17/15	10314	OFFICE ASSISTANT III	N	SR08	3	P	N	0.66		0.66		N
HMS902	IA	06/19/15	35312	OFFICE ASSISTANT III	N	SR08	3	P	A	0.50		0.50		N
HMS902	IA	06/19/15	35312	OFFICE ASSISTANT III	N	SR08	3	P	N	0.50		0.50		N
HMS236	LC	06/22/15	1739	SECRETARY I	N	SR12	3	P	A	0.56		0.56		N
HMS236	LC	06/22/15	1739	SECRETARY I	N	SR12	3	P	N	0.44		0.44		N
HMS503	YB	06/22/15	117903	INVESTIGATOR IV	N	SR22	13	P	A	1.00		1.00		N
HMS222	RA	06/23/15	119199	HOUSING QUAL STDS INSPECTOR I	N	SR13	63	T	N	1.00		1.00		Y
HMS902	IA	06/23/15	100483	REGISTERED NURSE V	N	SR24	79	P	A	0.25		0.25		Y
HMS902	IA	06/23/15	100483	REGISTERED NURSE V	N	SR24	79	P	N	0.75		0.75		Y
HMS301	SA	06/24/15	26707	SOCIAL WORKER III	N	SR22	13	P	A	0.60		0.60		N
HMS301	SA	06/24/15	26707	SOCIAL WORKER III	N	SR22	13	P	N	0.40		0.40		N
HMS503	YB	06/25/15	2435	YOUTH CORRECTIONS OFFICER (FP)	N	CO04	10	P	A	1.00		1.00		N
HMS220	RH	06/30/15	4939	HOUSING GENERAL LABORER II	N	BC03	1	P	N	1.00		1.00		N
HMS220	RH	06/30/15	5643	HOUSING BUILDING MTNCE HLPR	N	BC05	1	P	N	1.00		1.00		N
HMS220	RH	06/30/15	6281	HSG GEN CONSTR & MTNCE SUPVR I	N	F110	2	P	N	1.00		1.00		N
HMS220	RH	06/30/15	6681	HOUSING GENERAL LABORER II	N	BC03	1	P	N	1.00		1.00		N
HMS220	RH	06/30/15	6791	HOUSING BUILDING MTNCE WKR II	N	WS09	1	P	N	1.00		1.00		N
HMS220	RH	06/30/15	6931	HOUSING BLDG MTNCE SUPVR I	N	F109	2	P	N	1.00		1.00		N
HMS220	RH	06/30/15	8636	HOUSING PAINTER I	N	BC09	1	P	N	1.00		1.00		N
HMS220	RH	06/30/15	8832	HSG GEN CONSTR & MTNCE SUPVR I	N	F110	2	P	N	1.00		1.00		N
HMS220	RH	06/30/15	8835	HOUSING BUILDING MTNCE WKR II	N	WS09	1	P	N	1.00		1.00		N
HMS220	RH	06/30/15	8846	HOUSING BUILDING MTNCE WKR I	N	BC09	1	P	N	1.00		1.00		N
HMS220	RH	06/30/15	9662	HOUSING BUILDING MTNCE HLPR	N	BC05	1	P	N	1.00		1.00		N
HMS220	RH	06/30/15	10376	HOUSING BUILDING MTNCE WKR I	N	BC09	1	P	N	1.00		1.00		N
HMS220	RH	06/30/15	10866	HOUSING BUILDING MTNCE WKR I	N	BC09	1	P	N	1.00		1.00		N

Department of Human Services  
Positions Filled from July 1, 2013 to November 30, 2017

Table E

Prog ID	Sub-Org	Effective Date	Position Number	Position Title	Exempt (Y/N)	SR Level	BU Code	T/P	MOF	Budgeted FTE	Budgeted Salary	Actual FTE	Actual Salary	Occupied by 89 Day Hire (Y/N)
HMS220	RH	06/30/15	11627	HSG GEN CONSTR & MTNCE SUPVR I	N	F110	2	P	W	1.00		1.00		N
HMS220	RH	06/30/15	15486	HOUSING GENERAL LABORER I	N	BC02	1	P	N	1.00		1.00		N
HMS220	RH	06/30/15	22433	HOUSING PLUMBER I	N	BC10	1	P	N	1.00		1.00		N
HMS220	RH	06/30/15	120619	CARPENTER I	N	BC09	1	P	N	1.00		1.00		N
HMS220	RH	06/30/15	120621	CARPENTER I	N	BC09	1	P	N	1.00		1.00		N
HMS220	RH	06/30/15	120624	ELECTRICIAN I	N	BC10	1	P	N	1.00		1.00		N
HMS220	RH	06/30/15	120625	ELECTRICIAN I	N	BC10	1	P	N	1.00		1.00		N
HMS220	RH	06/30/15	120627	PLUMBER I	N	BC10	1	P	N	1.00		1.00		N
HMS220	RH	06/30/15	120628	PLUMBER I	N	BC10	1	P	N	1.00		1.00		N
HMS220	RH	06/30/15	121152	ELECTRICIAN	N	BC10	1	P	N	1.00		1.00		N
HMS220	RH	06/30/15	121154	PLUMBER	N	BC10	1	P	N	1.00		1.00		N
HMS229	HA	06/30/15	5968	HOUSING WELDER I	N	BC10	1	P	N	1.00		1.00		N
HMS229	HA	06/30/15	8045	HOUSING PLUMBER HELPER	N	BC05	1	P	N	1.00		1.00		N
HMS220	RH	07/01/15	8548	PUBLIC HOUSING SUPERVISOR V	N	SR24G	23	P	N	1.00		1.00		N
HMS220	RH	07/01/15	8752	GEN CONSTR & MTNCE SUPVR I	N	F110A	2	P	N	1.00		1.00		N
HMS220	RH	07/01/15	120620	CARPENTER I	N	BC09	1	P	N	1.00		1.00		N
HMS220	RH	07/01/15	120623	ELECTRICIAN I	N	BC09	1	P	N	1.00		1.00		N
HMS220	RH	07/01/15	120629	PLUMBER I	N	BC09	1	P	N	1.00		1.00		N
HMS229	HA	07/01/15	120409	HOUSING BUILDING CONST INSP II	N	SRNA	3	T	W	1.00		1.00		N
HMS236	LC	07/01/15	1668	ELIGIBILITY WKR I	N	SR12B	3	P	A	0.57		0.57		N
HMS236	LC	07/01/15	1668	ELIGIBILITY WKR I	N	SR12B	3	P	N	0.43		0.43		N
HMS236	LC	07/01/15	26801	OFFICE ASSISTANT III	N	SR08B	3	P	A	0.57		0.57		N
HMS236	LC	07/01/15	26801	OFFICE ASSISTANT III	N	SR08B	3	P	N	0.43		0.43		N
HMS236	LC	07/01/15	28049	ELIGIBILITY WKR II	N	SR14B	3	P	A	0.57		0.57		N
HMS236	LC	07/01/15	28049	ELIGIBILITY WKR II	N	SR14B	3	P	N	0.43		0.43		N
HMS236	LC	07/01/15	28066	ELIGIBILITY WKR I	N	SR12A	3	P	A	0.57		0.57		N
HMS236	LC	07/01/15	28066	ELIGIBILITY WKR I	N	SR12A	3	P	N	0.43		0.43		N
HMS236	LC	07/01/15	31302	ELIGIBILITY WKR III	N	SR16D	3	P	A	0.57		0.57		N
HMS236	LC	07/01/15	31302	ELIGIBILITY WKR III	N	SR16D	3	P	N	0.43		0.43		N
HMS301	SA	07/01/15	39419	OFFICE ASSISTANT III	N	SR08B	3	P	A	0.60		0.60		N
HMS301	SA	07/01/15	39419	OFFICE ASSISTANT III	N	SR08B	3	P	N	0.40		0.40		N
HMS301	SA	07/01/15	43767	SOCIAL SERVICE ASSISTANT IV	N	SR11B	3	P	A	0.60		0.60		Y

Department of Human Services  
Positions Filled from July 1, 2013 to November 30, 2017

Table E

Prog ID	Sub-Org	Effective Date	Position Number	Position Title	Exempt (Y/N)	SR Level	BU Code	T/P	MOF	Budgeted FTE	Budgeted Salary	Actual FTE	Actual Salary	Occupied by 89 Day Hire (Y/N)
HMS301	SA	07/01/15	43767	SOCIAL SERVICE ASSISTANT IV	N	SR11B	3	P	N	0.40		0.40		Y
HMS301	SA	07/01/15	117506	SOCIAL SERVICE AID III	N	SR09A	3	P	A	0.60		0.60		N
HMS301	SA	07/01/15	117506	SOCIAL SERVICE AID III	N	SR09A	3	P	N	0.40		0.40		N
HMS301	SA	07/01/15	118571	SOCIAL SERVICE ASSISTANT IV	N	SR11	3	P	N	1.00		1.00		N
HMS302	DA	07/01/15	36936	HUMAN SVCS PROF III	N	SR20C	13	P	A	0.50		0.50		N
HMS302	DA	07/01/15	36936	HUMAN SVCS PROF III	N	SR20C	13	P	N	0.50		0.50		N
HMS601	TA	07/01/15	34116	CHILD/ADLT PROTV SVCS SUPV I	N	SR25J	23	P	A	1.00		1.00		N
HMS601	TA	07/01/15	100461	SOCIAL SERVICE ASSISTANT IV	N	SR11G	3	P	A	1.00		1.00		N
HMS802	GA	07/01/15	6487	VOCATIONAL REHAB SPCLT IV	N	SR22G	13	P	A	0.34		0.34		N
HMS802	GA	07/01/15	6487	VOCATIONAL REHAB SPCLT IV	N	SR22G	13	P	N	0.66		0.66		N
HMS888	CW	07/01/15	101624	EXECUTIVE DIRECTOR, CSW	Y	SRNA	13	T	A	1.00		1.00		N
HMS902	IA	07/01/15	43367	OFFICE ASSISTANT III	N	SR08A	3	P	A	0.50		0.50		N
HMS902	IA	07/01/15	43367	OFFICE ASSISTANT III	N	SR08A	3	P	N	0.50		0.50		N
HMS902	IA	07/01/15	121175	INVESTIGATOR IV	N	SR22C	13	P	A	0.50		0.50		N
HMS902	IA	07/01/15	121175	INVESTIGATOR IV	N	SR22C	13	P	N	0.50		0.50		N
HMS902	IA	07/01/15	121292	GENERAL PROFESSIONAL IV	N	22	13	P	A	0.50		0.50		N
HMS902	IA	07/01/15	121292	GENERAL PROFESSIONAL IV	N	22	13	P	N	0.50		0.50		N
HMS902	IA	07/01/15	121295	GENERAL PROFESSIONAL IV	N	22	13	P	A	0.50		0.50		N
HMS902	IA	07/01/15	121295	GENERAL PROFESSIONAL IV	N	22	13	P	N	0.50		0.50		N
HMS902	IA	07/01/15	121296	GENERAL PROFESSIONAL IV	N	22	13	P	A	0.50		0.50		N
HMS902	IA	07/01/15	121296	GENERAL PROFESSIONAL IV	N	22	13	P	N	0.50		0.50		N
HMS220	RH	07/02/15	35172	BUILDING MAINTENANCE WORKER I	N	BC09A	1	P	N	1.00		1.00		Y
HMS301	SA	07/05/15	42368	SOCIAL WORKER IV	N	SR22C	13	P	A	0.60		0.60		N
HMS301	SA	07/05/15	42368	SOCIAL WORKER IV	N	SR22C	13	P	N	0.40		0.40		N
HMS236	LC	07/06/15	17688	ELIGIBILITY WKR III	N	SR16J	3	P	A	0.57		0.57		N
HMS236	LC	07/06/15	17688	ELIGIBILITY WKR III	N	SR16J	3	P	N	0.43		0.43		N
HMS236	LC	07/06/15	21506	ELIGIBILITY WKR III	N	SR16D	3	P	A	0.57		0.57		N
HMS236	LC	07/06/15	21506	ELIGIBILITY WKR III	N	SR16D	3	P	N	0.43		0.43		N
HMS301	SA	07/06/15	108920	SOCIAL SERVICE AID III	N	SR09A	3	P	A	0.60		0.60		Y
HMS301	SA	07/06/15	108920	SOCIAL SERVICE AID III	N	SR09A	3	P	N	0.40		0.40		Y
HMS902	IA	07/06/15	120776	ELIGIBILITY WORKER I	N	SR12A	3	P	A	0.50		0.50		N
HMS902	IA	07/06/15	120776	ELIGIBILITY WORKER I	N	SR12A	3	P	N	0.50		0.50		N



Department of Human Services  
Positions Filled from July 1, 2013 to November 30, 2017

Table E

<u>Prog ID</u>	<u>Sub-Org</u>	<u>Effective Date</u>	<u>Position Number</u>	<u>Position Title</u>	<u>Exempt (Y/N)</u>	<u>SR Level</u>	<u>BU Code</u>	<u>T/P</u>	<u>MOF</u>	<u>Budgeted FTE</u>	<u>Budgeted Salary</u>	<u>Actual FTE</u>	<u>Actual Salary</u>	<u>Occupied by 89 Day Hire (Y/N)</u>
HMS236	LC	07/07/15	28050	ELIGIBILITY WKR III	N	SR16J	3	P	A	0.57		0.57		N
HMS236	LC	07/07/15	28050	ELIGIBILITY WKR III	N	SR16J	3	P	N	0.43		0.43		N
HMS902	IA	07/07/15	111095	INFORMATION TECHNOL SPCLT III	N	SR20I	13	P	A	0.50		0.50		N
HMS902	IA	07/07/15	111095	INFORMATION TECHNOL SPCLT III	N	SR20I	13	P	N	0.50		0.50		N
HMS301	SA	07/10/15	1678	CHILD/ADULT PROTETV SVCS SPCLT	N	SR23F	13	P	A	0.60		0.60		N
HMS301	SA	07/10/15	1678	CHILD/ADULT PROTETV SVCS SPCLT	N	SR23F	13	P	N	0.40		0.40		N
HMS301	SA	07/13/15	118578	SOCIAL WORKER IV	N	SR22	13	P	A	0.60		0.60		N
HMS301	SA	07/13/15	118578	SOCIAL WORKER IV	N	SR22	13	P	N	0.40		0.40		N
HMS301	SA	07/14/15	36301	HUMAN SVCS PROF III	N	SR20C	13	P	A	0.60		0.60		Y
HMS301	SA	07/14/15	36301	HUMAN SVCS PROF III	N	SR20C	13	P	N	0.40		0.40		Y
HMS236	LC	07/15/15	22286	OFFICE ASSISTANT III	N	SR08D	3	P	A	0.57		0.57		Y
HMS236	LC	07/15/15	22286	OFFICE ASSISTANT III	N	SR08D	3	P	N	0.43		0.43		Y
HMS903	FA	07/15/15	32803	INVESTIGATOR IV	N	SR22C	73	P	A	0.53		0.53		Y
HMS903	FA	07/15/15	32803	INVESTIGATOR IV	N	SR22C	73	P	N	0.47		0.47		Y
HMS236	LC	07/16/15	28223	ELIGIBILITY WKR III	N	SR16H	3	P	A	0.57		0.57		N
HMS236	LC	07/16/15	28223	ELIGIBILITY WKR III	N	SR16H	3	P	N	0.43		0.43		N
HMS236	LC	07/16/15	28264	ELIGIBILITY WKR I	N	SR12B	3	P	A	0.57		0.57		N
HMS236	LC	07/16/15	28264	ELIGIBILITY WKR I	N	SR12B	3	P	N	0.43		0.43		N
HMS236	LC	07/16/15	34710	ELIGIBILITY WKR III	N	SR16D	3	P	A	0.57		0.57		N
HMS236	LC	07/16/15	34710	ELIGIBILITY WKR III	N	SR16D	3	P	N	0.43		0.43		N
HMS301	SA	07/16/15	32966	CHILD/ADULT PROTETV SVCS SPCLT	N	SR23L	13	P	A	0.60		0.60		N
HMS301	SA	07/16/15	32966	CHILD/ADULT PROTETV SVCS SPCLT	N	SR23L	13	P	N	0.40		0.40		N
HMS301	SA	07/16/15	42345	SOCIAL SERVICE ASSISTANT IV	N	SR11D	3	P	A	0.60		0.60		N
HMS301	SA	07/16/15	42345	SOCIAL SERVICE ASSISTANT IV	N	SR11D	3	P	N	0.40		0.40		N
HMS601	TA	07/16/15	45168	CHILD/ADULT PROTETV SVCS SPCLT	N	SR23C	13	P	A	1.00		1.00		N
HMS802	GA	07/16/15	15294	VOCATIONAL REHAB SPCLT IV	N	SR22G	13	P	A	0.33		0.33		N
HMS802	GA	07/16/15	15294	VOCATIONAL REHAB SPCLT IV	N	SR22G	13	P	N	0.67		0.67		N
HMS902	IA	07/16/15	47469	ELIGIBILITY WKR III	N	SR16G	3	P	A	0.50		0.50		N
HMS902	IA	07/16/15	47469	ELIGIBILITY WKR III	N	SR16G	3	P	N	0.50		0.50		N
HMS903	FA	07/16/15	118059	SELF-SUFF/SUPP SVCS SPCLT IV	N	SR22J	13	P	A	0.50		0.50		N
HMS903	FA	07/16/15	118059	SELF-SUFF/SUPP SVCS SPCLT IV	N	SR22J	13	P	N	0.50		0.50		N
HMS301	SA	07/23/15	117495	SOCIAL SERVICE AID III	N	SR09	3	P	A	0.60		0.60		N

Department of Human Services  
Positions Filled from July 1, 2013 to November 30, 2017

Table E

Prog ID	Sub-Org	Effective Date	Position Number	Position Title	Exempt (Y/N)	SR Level	BU Code	T/P	MOF	Budgeted FTE	Budgeted Salary	Actual FTE	Actual Salary	Occupied by 89 Day Hire (Y/N)
HMS301	SA	07/23/15	117495	SOCIAL SERVICE AID III	N	SR09	3	P	N	0.40		0.40		N
HMS220	RH	07/27/15	23050	PUBLIC HOUSING SUPERVISOR III	N	SR20C	13	P	N	1.00		1.00		N
HMS236	LC	07/27/15	28102	SECRETARY I	N	SR12H	3	P	A	0.57		0.57		N
HMS236	LC	07/27/15	28102	SECRETARY I	N	SR12H	3	P	N	0.43		0.43		N
HMS901	MA	07/29/15	24433	SOCIAL WORKER IV	N	SR22D	13	P	A	0.75		0.75		Y
HMS901	MA	07/29/15	24433	SOCIAL WORKER IV	N	SR22D	13	P	N	0.25		0.25		Y
HMS301	SA	07/30/15	40885	SOCIAL SERVICE ASSISTANT IV	N	SR11K	3	P	A	0.60		0.60		N
HMS301	SA	07/30/15	40885	SOCIAL SERVICE ASSISTANT IV	N	SR11K	3	P	N	0.40		0.40		N
HMS229	HA	08/03/15	31791	OFFICE ASSISTANT III	N	SR08B	3	P	N	1.00		1.00		Y
HMS236	LC	08/03/15	33906	SECRETARY I	N	SR12F	3	P	A	0.57		0.57		N
HMS236	LC	08/03/15	33906	SECRETARY I	N	SR12F	3	P	N	0.43		0.43		N
HMS236	LC	08/03/15	121573	EW IV-QUAL MAINT WKR(QMA)-WHI	N	18	0	P	A	0.57		0.57		N
HMS236	LC	08/03/15	121573	EW IV-QUAL MAINT WKR(QMA)-W HI	N	18	0	P	N	0.43		0.43		N
HMS301	SA	08/03/15	35442	SOCIAL WORKER III	N	SR20	13	P	A	0.60		0.60		N
HMS301	SA	08/03/15	35442	SOCIAL WORKER III	N	SR20	13	P	N	0.40		0.40		N
HMS301	SA	08/03/15	118530	SOCIAL SERVICE AID III	N	SR09B	3	P	A	0.60		0.60		N
HMS301	SA	08/03/15	118530	SOCIAL SERVICE AID III	N	SR09B	3	P	N	0.40		0.40		N
HMS301	SA	08/03/15	118540	CHILD/ADULT PROTETV SVCS SPCLT	N	SR23	13	P	N	1.00		1.00		N
HMS301	SA	08/03/15	118583	SECRETARY I	N	SR12C	3	P	A	0.60		0.60		N
HMS301	SA	08/03/15	118583	SECRETARY I	N	SR12C	3	P	N	0.40		0.40		N
HMS301	SA	08/03/15	118595	SOCIAL WORKER IV	N	SR22	13	P	N	1.00		1.00		N
HMS503	YB	08/03/15	117172	YOUTH CORRECTIONS OFFICER (FP)	N	CO0603	10	P	A	1.00		1.00		N
HMS601	TA	08/03/15	29824	PROGRAM SPECIALIST (AGING) V	N	SR24J	13	P	N	1.00		1.00		N
HMS802	GA	08/03/15	120795	VOCATIONAL REHAB SPCLT III	N	SR20C	13	T	A	0.33		0.33		N
HMS802	GA	08/03/15	120795	VOCATIONAL REHAB SPCLT III	N	SR20C	13	T	N	0.67		0.67		N
HMS802	GA	08/03/15	120835	VOCATIONAL REHAB SPCLT III	N	SR20C	13	T	A	0.33		0.33		N
HMS802	GA	08/03/15	120835	VOCATIONAL REHAB SPCLT III	N	SR20C	13	T	N	0.67		0.67		N
HMS902	IA	08/03/15	43324	SECRETARY I	N	SR12D	3	P	A	0.50		0.50		N
HMS902	IA	08/03/15	43324	SECRETARY I	N	SR12D	3	P	N	0.50		0.50		N
HMS902	IA	08/03/15	48695	ELIGIBILITY WKR III	N	SR16F	3	P	A	0.50		0.50		N
HMS902	IA	08/03/15	48695	ELIGIBILITY WKR III	N	SR16F	3	P	N	0.50		0.50		N
HMS904	AA	08/03/15	46743	PERSONNEL MGMT SPECIALIST II	N	SR18C	73	P	A	1.00		1.00		N

Department of Human Services  
Positions Filled from July 1, 2013 to November 30, 2017

Table E

Prog ID	Sub-Org	Effective Date	Position Number	Position Title	Exempt (Y/N)	SR Level	BU Code	T/P	MOF	Budgeted FTE	Budgeted Salary	Actual FTE	Actual Salary	Occupied by 89 Day Hire (Y/N)
HMS301	SA	08/04/15	42377	CHILD/ADULT PROTETV SVCS SPCLT	N	SR23C	13	P	A	0.60		0.60		N
HMS301	SA	08/04/15	42377	CHILD/ADULT PROTETV SVCS SPCLT	N	SR23C	13	P	N	0.40		0.40		N
HMS301	SA	08/04/15	47441	SOCIAL SERVICE ASSISTANT IV	N	SR11E	3	P	A	0.60		0.60		N
HMS301	SA	08/04/15	47441	SOCIAL SERVICE ASSISTANT IV	N	SR11E	3	P	N	0.40		0.40		N
HMS902	IA	08/11/15	6389	SOCIAL WORKER IV	N	SR22C	13	P	A	0.50		0.50		Y
HMS902	IA	08/11/15	6389	SOCIAL WORKER IV	N	SR22C	13	P	N	0.50		0.50		Y
HMS229	HA	08/12/15	106429	INFORMATION TECHNOL SPCLT IV	N	SR22C	73	T	N	1.00		1.00		N
HMS301	SA	08/12/15	1671	CHILD/ADULT PROTETV SVCS SPCLT	N	SR23D	13	P	A	0.60		0.60		N
HMS301	SA	08/12/15	1671	CHILD/ADULT PROTETV SVCS SPCLT	N	SR23D	13	P	N	0.40		0.40		N
HMS236	LC	08/17/15	121568	EW IV-QUAL MAINT WKR(QMA)-OAHU	N	18	0	P	A	0.57		0.57		N
HMS236	LC	08/17/15	121568	EW IV-QUAL MAINT WKR(QMA)-OAHU	N	18	0	P	N	0.43		0.43		N
HMS301	SA	08/17/15	34375	SECRETARY I	N	SR12G	3	P	A	0.60		0.60		N
HMS301	SA	08/17/15	34375	SECRETARY I	N	SR12G	3	P	N	0.40		0.40		N
HMS301	SA	08/17/15	42524	SOCIAL SERVICE ASSISTANT IV	N	SR11	3	P	A	0.60		0.60		Y
HMS301	SA	08/17/15	42524	SOCIAL SERVICE ASSISTANT IV	N	SR11	3	P	N	0.40		0.40		Y
HMS301	SA	08/17/15	42596	HUMAN SVCS PROF III	N	SR20C	13	P	A	0.60		0.60		N
HMS301	SA	08/17/15	42596	HUMAN SVCS PROF III	N	SR20C	13	P	N	0.40		0.40		N
HMS301	SA	08/17/15	46328	OFFICE ASSISTANT III	N	SR08B	3	P	A	0.60		0.60		Y
HMS301	SA	08/17/15	46328	OFFICE ASSISTANT III	N	SR08B	3	P	N	0.40		0.40		Y
HMS601	TA	08/17/15	121062	REGISTERED NURSE IV	N	SR22L3	9	P	A	1.00		1.00		N
HMS904	AA	08/17/15	16069	PRE AUDIT CLERK I	N	SR11I	3	P	A	1.00		1.00		N
HMS229	HA	08/19/15	23084	OFFICE ASSISTANT III	N	SR08M	3	P	W	1.00		1.00		Y
HMS301	SA	08/19/15	26703	HUMAN SVCS PROF III	N	SR20C	13	P	A	0.60		0.60		N
HMS301	SA	08/19/15	26703	HUMAN SVCS PROF III	N	SR20C	13	P	N	0.40		0.40		N
HMS904	AA	08/19/15	120968	PUBLIC INFORMATION OFFICER	N	SR24L	73	T	A	1.00		1.00		Y
HMS236	LC	08/20/15	121570	EW IV-QUAL MAINT WKR(QMA)-OAHU	N	18	0	P	A	0.57		0.57		N
HMS236	LC	08/20/15	121570	EW IV-QUAL MAINT WKR(QMA)-OAHU	N	18	0	P	N	0.43		0.43		N
HMS236	LC	08/24/15	25016	OFFICE ASSISTANT III	N	SR08A	3	P	A	0.57		0.57		N
HMS236	LC	08/24/15	25016	OFFICE ASSISTANT III	N	SR08A	3	P	N	0.43		0.43		N
HMS236	LC	08/24/15	28191	OFFICE ASSISTANT III	N	SR08A	3	P	A	0.57		0.57		N
HMS236	LC	08/24/15	28191	OFFICE ASSISTANT III	N	SR08A	3	P	N	0.43		0.43		N
HMS301	SA	08/24/15	46364	SOCIAL SERVICE ASSISTANT IV	N	SR11F	3	P	A	0.60		0.60		N

Department of Human Services  
Positions Filled from July 1, 2013 to November 30, 2017

Table E

<u>Prog ID</u>	<u>Sub-Org</u>	<u>Effective Date</u> <u>Position Filled</u>	<u>Position Number</u>	<u>Position Title</u>	<u>Exempt (Y/N)</u>	<u>SR Level</u>	<u>BU Code</u>	<u>T/P</u>	<u>MOF</u>	<u>Budgeted FTE</u>	<u>Budgeted Salary</u>	<u>Actual FTE</u>	<u>Actual Salary</u>	<u>Occupied by 89 Day Hire (Y/N)</u>
HMS301	SA	08/24/15	46364	SOCIAL SERVICE ASSISTANT IV	N	SR11	3	P	N	0.40		0.40		N
HMS301	SA	08/24/15	118532	SOCIAL SERVICE AID III	N	SR09B	3	P	A	0.60		0.60		Y
HMS301	SA	08/24/15	118532	SOCIAL SERVICE AID III	N	SR09B	3	P	N	0.40		0.40		Y
HMS903	FA	08/24/15	24977	OFFICE ASSISTANT III	N	SR08B	3	P	A	0.57		0.57		N
HMS903	FA	08/24/15	24977	OFFICE ASSISTANT III	N	SR08B	3	P	N	0.43		0.43		N
HMS904	AA	08/24/15	120216	GOV'S COORDNTR ON HOMELESSNESS	Y	SRNA	73	T	A	1.00		1.00		N
HMS229	HA	08/26/15	42104	SECRETARY I	N	SR12A	3	P	W	1.00		1.00		Y
HMS229	HA	08/26/15	121147	ACCOUNTANT III	N	SR20	13	P	W	1.00		1.00		N
HMS220	RH	09/01/15	6693	PUBLIC HOUSING SUPERVISOR IV	N	SR22F	13	P	N	1.00		1.00		Y
HMS224	HS	09/01/15	121155	PROGRAM SPECIALIST V	N	SR24C	13	P	A	1.00		1.00		N
HMS236	LC	09/01/15	24984	ELIGIBILITY WKR III	N	SR16K	3	P	A	0.57		0.57		N
HMS236	LC	09/01/15	24984	ELIGIBILITY WKR III	N	SR16K	3	P	N	0.43		0.43		N
HMS236	LC	09/01/15	28254	ELIGIBILITY WKR III	N	SR16I	3	P	A	0.57		0.57		N
HMS236	LC	09/01/15	28254	ELIGIBILITY WKR III	N	SR16I	3	P	N	0.43		0.43		N
HMS238	GB	09/01/15	24771	DISABILITY CLAIMS SPCLT IV	N	SR22J	13	P	N	1.00		1.00		N
HMS301	SA	09/01/15	42347	SOCIAL SERVICE ASSISTANT IV	N	SR11I	3	P	A	0.60		0.60		N
HMS301	SA	09/01/15	42347	SOCIAL SERVICE ASSISTANT IV	N	SR11I	3	P	N	0.40		0.40		N
HMS503	YB	09/01/15	39411	HUMAN SERVICES PROF IV	N	SR22H	13	P	A	1.00		1.00		N
HMS901	MA	09/01/15	25105	HUMAN SVCS PROF V	N	SR24L	13	P	A	0.75		0.75		N
HMS901	MA	09/01/15	25105	HUMAN SVCS PROF V	N	SR24L	13	P	N	0.25		0.25		N
HMS902	IA	09/01/15	35690	OFFICE ASSISTANT III	N	SR08A	3	P	A	0.50		0.50		N
HMS902	IA	09/01/15	35690	OFFICE ASSISTANT III	N	SR08A	3	P	N	0.50		0.50		N
HMS904	AA	09/02/15	100009	PRIVATE SECRETARY III	Y	SR24F	63	P	A	1.00		1.00		N
HMS903	FA	09/03/15	28069	ELIGIBILITY PROGRAM SPCLT IV	N	SR22I	13	P	A	0.57		0.57		N
HMS903	FA	09/03/15	28069	ELIGIBILITY PROGRAM SPCLT IV	N	SR22I	13	P	N	0.43		0.43		N
HMS301	SA	09/08/15	42376	HUMAN SVCS PROF IV	N	SR22C	13	P	A	0.60		0.60		N
HMS301	SA	09/08/15	42376	HUMAN SVCS PROF IV	N	SR22C	13	P	N	0.40		0.40		N
HMS301	SA	09/08/15	46360	SOCIAL SERVICE ASSISTANT IV	N	SR11L	3	P	A	0.60		0.60		N
HMS301	SA	09/08/15	46360	SOCIAL SERVICE ASSISTANT IV	N	SR11L	3	P	N	0.40		0.40		N
HMS301	SA	09/08/15	118564	SOCIAL SERVICE AID III	N	SR09D	3	P	A	0.60		0.60		Y
HMS301	SA	09/08/15	118564	SOCIAL SERVICE AID III	N	SR09D	3	P	N	0.40		0.40		Y
HMS220	RH	09/11/15	15721	BUILDING MAINTENANCE WORKER I	N	BC09A	1	P	N	1.00		1.00		N

Department of Human Services  
Positions Filled from July 1, 2013 to November 30, 2017

Table E

Prog ID	Sub-Org	Effective Date	Position Number	Position Title	Exempt (Y/N)	SR Level	BU Code	T/P	MOF	Budgeted FTE	Budgeted Salary	Actual FTE	Actual Salary	Occupied by 89 Day Hire (Y/N)
HMS904	AA	09/14/15	34005	PROGRAM BUDGET ANALYST V	N	SR24L	93	P	A	1.00		1.00		Y
HMS236	LC	09/16/15	18936	OFFICE ASSISTANT III	N	SR08A	3	P	A	0.57		0.57		N
HMS236	LC	09/16/15	18936	OFFICE ASSISTANT III	N	SR08A	3	P	N	0.43		0.43		N
HMS236	LC	09/16/15	121571	EW IV-QUAL MAINT WKR(QMA)-MAUI	N	18	0	P	A	0.57		0.57		N
HMS236	LC	09/16/15	121571	EW IV-QUAL MAINT WKR(QMA)-MAUI	N	18	0	P	N	0.43		0.43		N
HMS301	SA	09/16/15	46327	OFFICE ASSISTANT III	N	SR08B	3	P	A	0.60		0.60		N
HMS301	SA	09/16/15	46327	OFFICE ASSISTANT III	N	SR08B	3	P	N	0.40		0.40		N
HMS301	SA	09/16/15	46384	SOCIAL SERVICE ASSISTANT IV	N	SR11B	3	P	A	0.60		0.60		N
HMS301	SA	09/16/15	46384	SOCIAL SERVICE ASSISTANT IV	N	SR11	3	P	N	0.40		0.40		N
HMS501	YA	09/16/15	120294	JUV JUSTICE PRGM SPCLT	N	SR22	13	P	A	1.00		1.00		N
HMS503	YB	09/16/15	119123	REGISTERED NURSE III	N	SR20E	9	P	A	1.00		1.00		N
HMS802	GA	09/16/15	118971	SOCIAL SERVICE AID III	N	SR09B	3	P	A	0.16		0.16		N
HMS802	GA	09/16/15	118971	SOCIAL SERVICE AID III	N	SR09B	3	P	N	0.34		0.34		N
HMS902	IA	09/16/15	100454	REGISTERED NURSE IV	N	SR22E	9	P	A	0.25		0.25		N
HMS902	IA	09/16/15	100454	REGISTERED NURSE IV	N	SR22E	9	P	N	0.75		0.75		N
HMS903	FA	09/16/15	1637	GENERAL PROFESSIONAL VI	N	26	13	P	A	0.53		0.53		N
HMS903	FA	09/16/15	1637	GENERAL PROFESSIONAL VI	N	26	13	P	N	0.47		0.47		N
HMS904	AA	09/17/15	42083	PROGRAM BUDGET ANALYST IV	N	SR22J	13	P	A	1.00		1.00		N
HMS236	LC	09/18/15	34416	OFFICE ASSISTANT III	N	SR08I	3	P	A	0.57		0.57		N
HMS236	LC	09/18/15	34416	OFFICE ASSISTANT III	N	SR08I	3	P	N	0.43		0.43		N
HMS220	RH	09/21/15	21546	PUBLIC HOUSING SUPERVISOR IV	N	SR22D	23	P	W	1.00		1.00		Y
HMS222	RA	09/22/15	119199	HSING QUAL STNDS INSPECTOR I	N	13	3	T	A	1.00		1.00		Y
HMS902	IA	09/22/15	100483	REGISTERED NURSE V	N	SR24B	79	P	A	0.25		0.25		Y
HMS902	IA	09/22/15	100483	REGISTERED NURSE V	N	SR24B	79	P	N	0.75		0.75		Y
HMS236	LC	10/01/15	1713	ELIGIBILITY WKR III	N	SR16E	3	P	A	0.56		0.56		N
HMS236	LC	10/01/15	1713	ELIGIBILITY WKR III	N	SR16E	3	P	N	0.44		0.44		N
HMS236	LC	10/01/15	14126	ELIGIBILITY WKR I	N	SR12A	3	P	A	0.57		0.57		N
HMS236	LC	10/01/15	14126	ELIGIBILITY WKR I	N	SR12A	3	P	N	0.43		0.43		N
HMS236	LC	10/01/15	14129	ELIGIBILITY WKR III	N	SR16C	3	P	A	0.57		0.57		N
HMS236	LC	10/01/15	14129	ELIGIBILITY WKR III	N	SR16C	3	P	N	0.43		0.43		N
HMS236	LC	10/01/15	17684	ELIGIBILITY WKR III	N	SR16K	3	P	A	0.57		0.57		N
HMS236	LC	10/01/15	17684	ELIGIBILITY WKR III	N	SR16K	3	P	N	0.43		0.43		N

Department of Human Services  
Positions Filled from July 1, 2013 to November 30, 2017

Table E

<u>Prog ID</u>	<u>Sub-Org</u>	<u>Effective Date</u> <u>Position Filled</u>	<u>Position Number</u>	<u>Position Title</u>	<u>Exempt (Y/N)</u>	<u>SR Level</u>	<u>BU Code</u>	<u>T/P</u>	<u>MOF</u>	<u>Budgeted FTE</u>	<u>Budgeted Salary</u>	<u>Actual FTE</u>	<u>Actual Salary</u>	<u>Occupied by 89 Day Hire (Y/N)</u>
HMS236	LC	10/01/15	22150	ELIGIBILITY WKR III	N	SR16L	3	P	A	0.57		0.57		N
HMS236	LC	10/01/15	22150	ELIGIBILITY WKR III	N	SR16L	3	P	N	0.43		0.43		N
HMS236	LC	10/01/15	28121	ELIGIBILITY WKR III	N	SR16F	3	P	A	0.57		0.57		N
HMS236	LC	10/01/15	28121	ELIGIBILITY WKR III	N	SR16F	3	P	N	0.43		0.43		N
HMS236	LC	10/01/15	28125	ELIGIBILITY WKR I	N	SR12A	3	P	A	0.57		0.57		N
HMS236	LC	10/01/15	28125	ELIGIBILITY WKR I	N	SR12A	3	P	N	0.43		0.43		N
HMS236	LC	10/01/15	28263	ELIGIBILITY WKR I	N	SR12B	3	P	A	0.57		0.57		N
HMS236	LC	10/01/15	28263	ELIGIBILITY WKR I	N	SR12B	3	P	N	0.43		0.43		N
HMS236	LC	10/01/15	33264	OFFICE ASSISTANT III	N	SR08A	3	P	A	0.57		0.57		N
HMS236	LC	10/01/15	33264	OFFICE ASSISTANT III	N	SR08A	3	P	N	0.43		0.43		N
HMS236	LC	10/01/15	34708	ELIGIBILITY WKR III	N	SR16F	3	P	A	0.57		0.57		N
HMS236	LC	10/01/15	34708	ELIGIBILITY WKR III	N	SR16F	3	P	N	0.43		0.43		N
HMS236	LC	10/01/15	34719	ELIGIBILITY WKR I	N	SR12A	3	P	A	0.57		0.57		N
HMS236	LC	10/01/15	34719	ELIGIBILITY WKR I	N	SR12A	3	P	N	0.43		0.43		N
HMS236	LC	10/01/15	34726	OFFICE ASSISTANT III	N	SR08B	3	P	A	0.57		0.57		N
HMS236	LC	10/01/15	34726	OFFICE ASSISTANT III	N	SR08B	3	P	N	0.43		0.43		N
HMS503	YB	10/01/15	39608	STORES CLERK II	N	SR08K	3	P	A	1.00		1.00		N
HMS802	GA	10/01/15	1670	REHAB TEACHER FOR BLIND III	N	SR20F	13	P	A	0.34		0.34		N
HMS802	GA	10/01/15	1670	REHAB TEACHER FOR BLIND III	N	SR20F	13	P	N	0.66		0.66		N
HMS902	IA	10/01/15	47489	ELIGIBILITY WKR III	N	SR16F	3	P	A	0.50		0.50		N
HMS902	IA	10/01/15	47489	ELIGIBILITY WKR III	N	SR16F	3	P	N	0.50		0.50		N
HMS236	LC	10/02/15	32376	ELIGIBILITY WKR I	N	SR12B	3	P	A	0.57		0.57		N
HMS236	LC	10/02/15	32376	ELIGIBILITY WKR I	N	SR12B	3	P	N	0.43		0.43		N
HMS229	HA	10/07/15	100917	HSG COMPLIANCE & EVA SPCLT	Y	SRNA	13	T	N	1.00		1.00		N
HMS236	LC	10/09/15	23538	ELIGIBILITY WKR III	N	SR16C	3	P	A	0.57		0.57		N
HMS236	LC	10/09/15	23538	ELIGIBILITY WKR III	N	SR16C	3	P	N	0.43		0.43		N
HMS229	HA	10/12/15	100913	HEARINGS ASST	Y	SRNA	3	T	N	1.00		1.00		N
HMS902	IA	10/13/15	120453	ELIG SYSTEM PROJECT MGR	Y	SRNA	13	T	A	0.10		0.10		N
HMS902	IA	10/13/15	120453	ELIG SYSTEM PROJECT MGR	Y	SRNA	13	T	N	0.90		0.90		N
HMS220	RH	10/16/15	5856	OFFICE ASSISTANT IV	N	SR10H	3	P	W	1.00		1.00		N
HMS236	LC	10/16/15	13235	ELIGIBILITY WKR I	N	SR12B	3	P	A	0.57		0.57		N
HMS236	LC	10/16/15	13235	ELIGIBILITY WKR I	N	SR12B	3	P	N	0.43		0.43		N

Department of Human Services  
Positions Filled from July 1, 2013 to November 30, 2017

Table E

<u>Prog ID</u>	<u>Sub-Org</u>	<u>Effective Date</u> <u>Position Filled</u>	<u>Position Number</u>	<u>Position Title</u>	<u>Exempt (Y/N)</u>	<u>SR Level</u>	<u>BU Code</u>	<u>T/P</u>	<u>MOF</u>	<u>Budgeted FTE</u>	<u>Budgeted Salary</u>	<u>Actual FTE</u>	<u>Actual Salary</u>	<u>Occupied by 89 Day Hire (Y/N)</u>
HMS236	LC	10/16/15	22153	ELIGIBILITY WKR I	N	SR12A	3	P	A	0.57		0.57		N
HMS236	LC	10/16/15	22153	ELIGIBILITY WKR I	N	SR12A	3	P	N	0.43		0.43		N
HMS236	LC	10/16/15	28123	ELIGIBILITY WKR III	N	SR16F	3	P	A	0.57		0.57		N
HMS236	LC	10/16/15	28123	ELIGIBILITY WKR III	N	SR16F	3	P	N	0.43		0.43		N
HMS236	LC	10/16/15	32385	ELIGIBILITY WKR III	N	SR16I	3	P	A	0.57		0.57		N
HMS236	LC	10/16/15	32385	ELIGIBILITY WKR III	N	SR16I	3	P	N	0.43		0.43		N
HMS236	LC	10/16/15	42989	SECRETARY I	N	SR12	3	P	A	0.57		0.57		N
HMS236	LC	10/16/15	42989	SECRETARY I	N	12	3	P	N	0.43		0.43		N
HMS301	SA	10/16/15	36418	SOCIAL SERVICE AID III	N	SR09F	3	P	A	0.60		0.60		N
HMS301	SA	10/16/15	36418	SOCIAL SERVICE AID III	N	SR09F	3	P	N	0.40		0.40		N
HMS301	SA	10/16/15	42595	SOCIAL WORKER IV	N	SR22C	13	P	A	0.60		0.60		Y
HMS301	SA	10/16/15	42595	SOCIAL WORKER IV	N	SR22C	13	P	N	0.40		0.40		Y
HMS902	IA	10/16/15	48639	ELIGIBILITY WKR I	N	SR12A	3	P	A	0.50		0.50		N
HMS902	IA	10/16/15	48639	ELIGIBILITY WKR I	N	SR12A	3	P	N	0.50		0.50		N
HMS904	AA	10/16/15	43064	PERSONNEL MGMT SPECIALIST III	N	SR20C	73	P	A	1.00		1.00		N
HMS902	IA	10/19/15	121297	PROGRAM SPECIALIST V	N	24	13	P	A	0.50		0.50		N
HMS902	IA	10/19/15	121297	PROGRAM SPECIALIST V	N	24	13	P	N	0.50		0.50		N
HMS902	IA	10/20/15	121534	MFIS SUPERVISOR	N	SR17A	4	P	A	0.50		0.50		N
HMS902	IA	10/20/15	121534	MFIS SUPERVISOR	N	SR17A	4	P	N	0.50		0.50		N
HMS229	HA	10/22/15	28374	OFFICE ASSISTANT III	N	SR08F	3	P	N	1.00		1.00		Y
HMS236	LC	10/23/15	24182	ELIGIBILITY WKR I	N	SR12A	3	P	A	0.57		0.57		N
HMS236	LC	10/23/15	24182	ELIGIBILITY WKR I	N	SR12A	3	P	N	0.43		0.43		N
HMS229	HA	10/26/15	36360	ACCOUNT CLERK II	N	SR08A	3	P	N	1.00		1.00		N
HMS301	SA	10/26/15	118577	CHILD/ADULT PROTETV SVCS SPCLT	N	SR23E	13	P	N	1.00		1.00		N
HMS902	IA	10/28/15	121012	OFFICE ASSISTANT III	N	SR08A	3	P	A	0.50		0.50		N
HMS902	IA	10/28/15	121012	OFFICE ASSISTANT III	N	SR08A	3	P	N	0.50		0.50		N
HMS224	HS	11/02/15	121802	PROGRAM SPECIALIST IV	N	22	13	P	A	1.00		1.00		N
HMS236	LC	11/02/15	33907	OFFICE ASSISTANT III	N	SR08B	3	P	A	0.57		0.57		N
HMS236	LC	11/02/15	33907	OFFICE ASSISTANT III	N	SR08B	3	P	N	0.43		0.43		N
HMS236	LC	11/02/15	34715	ELIGIBILITY WKR I	N	SR12A	3	P	A	0.57		0.57		N
HMS236	LC	11/02/15	34715	ELIGIBILITY WKR I	N	SR12A	3	P	N	0.43		0.43		N
HMS236	LC	11/02/15	35071	ELIGIBILITY WKR V	N	SR20G	4	P	A	0.57		0.57		N

Department of Human Services  
Positions Filled from July 1, 2013 to November 30, 2017

Table E

<u>Prog ID</u>	<u>Sub-Org</u>	<u>Effective Date</u> <u>Position Filled</u>	<u>Position Number</u>	<u>Position Title</u>	<u>Exempt (Y/N)</u>	<u>SR Level</u>	<u>BU Code</u>	<u>T/P</u>	<u>MOF</u>	<u>Budgeted FTE</u>	<u>Budgeted Salary</u>	<u>Actual FTE</u>	<u>Actual Salary</u>	<u>Occupied by 89 Day Hire (Y/N)</u>
HMS236	LC	11/02/15	35071	ELIGIBILITY WKR V	N	SR20G	4	P	N	0.43		0.43		N
HMS236	LC	11/02/15	45438	SELF-SUFF/SUPP SVCS SPCLT III	N	SR20F	13	P	A	0.50		0.50		N
HMS236	LC	11/02/15	45438	SELF-SUFF/SUPP SVCS SPCLT III	N	SR20F	13	P	N	0.50		0.50		N
HMS301	SA	11/02/15	19410	HUMAN SVCS PROF III	N	SR20C	13	P	A	0.60		0.60		N
HMS301	SA	11/02/15	19410	HUMAN SVCS PROF III	N	SR20C	13	P	N	0.40		0.40		N
HMS301	SA	11/02/15	39781	SOCIAL SERVICE ASSISTANT IV	N	SR11C	3	P	A	0.60		0.60		N
HMS301	SA	11/02/15	39781	SOCIAL SERVICE ASSISTANT IV	N	SR11C	3	P	N	0.40		0.40		N
HMS601	TA	11/02/15	26713	CHILD/ADULT PROTETV SVCS SPCLT	N	SR23F	13	P	N	1.00		1.00		N
HMS802	GA	11/02/15	120754	VENDING FACILITIES SPCLT	N	SR20C	13	T	A	0.33		0.33		N
HMS802	GA	11/02/15	120754	VENDING FACILITIES SPCLT III	N	SR20C	13	T	N	0.67		0.67		N
HMS902	IA	11/02/15	43328	ELIGIBILITY WKR III	N	SR16B	3	P	A	0.50		0.50		N
HMS902	IA	11/02/15	43328	ELIGIBILITY WKR III	N	SR16B	3	P	N	0.50		0.50		N
HMS902	IA	11/02/15	47496	ELIGIBILITY WKR III	N	SR16F	3	P	A	0.50		0.50		N
HMS902	IA	11/02/15	47496	ELIGIBILITY WKR III	N	SR16F	3	P	N	0.50		0.50		N
HMS902	IA	11/02/15	101597	OFFICE ASSISTANT III	N	SR08A	3	P	A	0.50		0.50		N
HMS902	IA	11/02/15	101597	OFFICE ASSISTANT III	N	SR08A	3	P	N	0.50		0.50		N
HMS220	RH	11/03/15	9612	GENERAL LABORER II	N	BC03A	1	P	N	1.00		1.00		N
HMS220	RH	11/05/15	8753	BUILDING MAINTENANCE WORKER II	N	WS09A	1	P	N	1.00		1.00		N
HMS220	RH	11/06/15	32407	HOUSING BUILDING MTNCE WKR II	N	SRNA	1	P	W	1.00		1.00		N
HMS236	LC	11/09/15	31066	SECRETARY I	N	SR12C	3	P	A	0.57		0.57		N
HMS236	LC	11/09/15	31066	SECRETARY I	N	SR12C	3	P	N	0.43		0.43		N
HMS301	SA	11/09/15	35703	SOCIAL SERVICE AID III	N	SR09	3	P	A	0.60		0.60		N
HMS301	SA	11/09/15	35703	SOCIAL SERVICE AID III	N	SR09	3	P	N	0.40		0.40		N
HMS301	SA	11/09/15	43854	SOCIAL WORKER III	N	SR20H	13	P	A	0.60		0.60		N
HMS301	SA	11/09/15	43854	SOCIAL WORKER III	N	SR20H	13	P	N	0.40		0.40		N
HMS904	AA	11/09/15	32018	OFFICE ASSISTANT III	N	SR08A	3	P	A	1.00		1.00		N
HMS229	HA	11/13/15	41333	SECRETARY II	N	SR14F	3	P	N	1.00		1.00		N
HMS220	RH	11/16/15	10377	BUILDING MAINTENANCE WORKER I	N	BC09A	1	P	N	1.00		1.00		N
HMS222	RA	11/16/15	9647	PUBLIC HSING SPCLT I	N	SR16	13	P	A	1.00		1.00		N
HMS236	LC	11/16/15	24493	ELIGIBILITY WKR I	N	SR12B	3	P	A	0.57		0.57		N
HMS236	LC	11/16/15	24493	ELIGIBILITY WKR I	N	SR12B	3	P	N	0.43		0.43		N
HMS236	LC	11/16/15	28062	SELF-SUFF/SUPP SVCS SPCLT III	N	SR20J	13	P	A	0.50		0.50		N



Department of Human Services  
Positions Filled from July 1, 2013 to November 30, 2017

Table E

<u>Prog ID</u>	<u>Sub-Org</u>	<u>Effective Date</u> <u>Position Filled</u>	<u>Position Number</u>	<u>Position Title</u>	<u>Exempt (Y/N)</u>	<u>SR Level</u>	<u>BU Code</u>	<u>T/P</u>	<u>MOF</u>	<u>Budgeted FTE</u>	<u>Budgeted Salary</u>	<u>Actual FTE</u>	<u>Actual Salary</u>	<u>Occupied by 89 Day Hire (Y/N)</u>
HMS236	LC	11/16/15	28062	SELF-SUFF/SUPP SVCS SPCLT III	N	SR20J	13	P	N	0.50		0.50		N
HMS236	LC	11/16/15	30371	ELIGIBILITY WKR I	N	SR12A	3	P	A	0.57		0.57		N
HMS236	LC	11/16/15	30371	ELIGIBILITY WKR I	N	SR12A	3	P	N	0.43		0.43		N
HMS236	LC	11/16/15	46879	SELF-SUFF/SUPP SVCS SUPVR II	N	SR24L	23	P	A	0.50		0.50		N
HMS236	LC	11/16/15	46879	SELF-SUFF/SUPP SVCS SUPVR II	N	SR24L	23	P	N	0.50		0.50		N
HMS301	SA	11/16/15	1715	CHILD/ADULT PROTETV SVCS SPCLT	N	SR23K	13	P	N	1.00		1.00		N
HMS301	SA	11/16/15	3776	SOCIAL WORKER IV	N	SR22	23	P	A	0.60		0.60		N
HMS301	SA	11/16/15	3776	SOCIAL WORKER IV	N	SR22	23	P	N	0.40		0.40		N
HMS301	SA	11/16/15	17700	SOCIAL WORKER V	N	SR24H	23	P	A	0.60		0.60		N
HMS301	SA	11/16/15	17700	SOCIAL WORKER V	N	SR24H	23	P	N	0.40		0.40		N
HMS301	SA	11/16/15	39416	SOCIAL SERVICE ASSISTANT IV	N	SR11D	3	P	A	0.60		0.60		N
HMS301	SA	11/16/15	39416	SOCIAL SERVICE ASSISTANT IV	N	SR11D	3	P	N	0.40		0.40		N
HMS301	SA	11/16/15	111035	SOCIAL SERVICE AID III	N	SR09B	3	P	A	0.60		0.60		N
HMS301	SA	11/16/15	111035	SOCIAL SERVICE AID III	N	SR09B	3	P	N	0.40		0.40		N
HMS301	SA	11/16/15	118541	SOCIAL SERVICE AID II	N	SR07B	3	P	N	1.00		1.00		Y
HMS503	YB	11/16/15	119126	YOUTH CORRECTIONS OFFICER (FP)	N	CO0602	10	P	A	1.00		1.00		N
HMS902	IA	11/16/15	120810	OFFICE ASSISTANT III	N	SR12A	3	P	A	0.50		0.50		Y
HMS902	IA	11/16/15	120810	OFFICE ASSISTANT III	N	SR08A	3	P	N	0.50		0.50		Y
HMS236	LC	11/18/15	6408	ELIGIBILITY WKR III	N	SR16E	3	P	A	0.57		0.57		N
HMS236	LC	11/18/15	6408	ELIGIBILITY WKR III	N	SR16E	3	P	N	0.43		0.43		N
HMS220	RH	11/23/15	5951	CARPENTER I	N	BC09A	1	P	N	1.00		1.00		N
HMS904	AA	11/30/15	51813	INFORMATION TECHNOL SPCLT V	N	SR24F	23	P	A	0.65		0.65		N
HMS904	AA	11/30/15	51813	INFORMATION TECHNOL SPCLT V	N	SR24C	23	P	N	0.35		0.35		N
HMS236	LC	12/01/15	33159	ELIGIBILITY WKR III	N	SR16L	3	P	A	0.57		0.57		N
HMS236	LC	12/01/15	33159	ELIGIBILITY WKR III	N	SR16L	3	P	N	0.43		0.43		N
HMS301	SA	12/01/15	118568	SOCIAL SERVICE AID III	N	SR09D	3	P	N	1.00		1.00		Y
HMS601	TA	12/01/15	1687	CHILD/ADULT PROTETV SVCS SPCLT	N	SR23G	13	P	A	1.00		1.00		N
HMS902	IA	12/01/15	51816	OFFICE ASSISTANT III	N	SR08A	3	P	A	0.50		0.50		N
HMS902	IA	12/01/15	51816	OFFICE ASSISTANT III	N	SR08A	3	P	N	0.50		0.50		N
HMS902	IA	12/01/15	121013	OFFICE ASSISTANT III	N	SR08A	3	P	A	0.50		0.50		N
HMS902	IA	12/01/15	121013	OFFICE ASSISTANT III	N	SR08A	3	P	N	0.50		0.50		N
HMS903	FA	12/01/15	118061	SELF-SUFF/SUPP SVCS SPCLT IV	N	SR22 C	13	P	A	0.50		0.50		N

Department of Human Services  
Positions Filled from July 1, 2013 to November 30, 2017

Table E

Prog ID	Sub-Org	Effective Date Position Filled	Position Number	Position Title	Exempt (Y/N)	SR Level	BU Code	T/P	MOF	Budgeted FTE	Budgeted Salary	Actual FTE	Actual Salary	Occupied by 89 Day Hire (Y/N)
HMS903	FA	12/01/15	118061	SELF-SUFF/SUPP SVCS SPCLT IV	N	SR22C	13	P	N	0.50		0.50		N
HMS503	YB	12/02/15	118511	GENERAL PROFESSIONAL III	N	SR20F	13	P	A	1.00		1.00		N
HMS301	SA	12/03/15	42671	OFFICE ASSISTANT III	N	SR08G	3	P	A	0.60		0.60		N
HMS301	SA	12/03/15	42671	OFFICE ASSISTANT III	N	SR08G	3	P	N	0.40		0.40		N
HMS220	RH	12/07/15	9729	GENERAL LABORER II	N	BC03A	1	P	N	1.00		1.00		N
HMS236	LC	12/15/15	37910	OFFICE ASSISTANT III	N	SR08A	3	P	A	0.57		0.57		N
HMS236	LC	12/15/15	37910	OFFICE ASSISTANT III	N	SR08A	3	P	N	0.43		0.43		N
HMS220	RH	12/16/15	5035	PUBLIC HOUSING SUPERVISOR IV	N	SR22H	13	P	N	1.00		1.00		N
HMS236	LC	12/16/15	28217	ELIGIBILITY WKR I	N	SR12B	3	P	A	0.57		0.57		N
HMS236	LC	12/16/15	28217	ELIGIBILITY WKR I	N	SR12B	3	P	N	0.43		0.43		N
HMS236	LC	12/16/15	30384	ELIGIBILITY WKR III	N	SR16G	3	P	A	0.57		0.57		N
HMS236	LC	12/16/15	30384	ELIGIBILITY WKR III	N	SR16G	3	P	N	0.43		0.43		N
HMS301	SA	12/16/15	33276	HUMAN SVCS PROF III	N	SR20C	13	P	A	0.60		0.60		N
HMS301	SA	12/16/15	33276	HUMAN SVCS PROF III	N	SR20C	13	P	N	0.40		0.40		N
HMS302	DA	12/16/15	36853	SOCIAL SERVICE ASSISTANT IV	N	SR11H	3	P	A	0.50		0.50		N
HMS302	DA	12/16/15	36853	SOCIAL SERVICE ASSISTANT IV	N	SR11H	3	P	N	0.50		0.50		N
HMS601	TA	12/16/15	26588	SOCIAL SERVICE ASSISTANT IV	N	SR11B	3	P	A	1.00		1.00		N
HMS601	TA	12/22/15	100419	HUMAN SVCS PROF V	N	SR24F	13	P	A	1.00		1.00		N
HMS236	LC	12/28/15	24827	OFFICE ASSISTANT III	N	SR08B	3	P	A	0.57		0.57		N
HMS236	LC	12/28/15	24827	OFFICE ASSISTANT III	N	SR08B	3	P	N	0.43		0.43		N
HMS301	SA	12/28/15	118569	SOCIAL SERVICE AID III	N	SR09D	3	P	N	1.00		1.00		Y
HMS902	IA	12/28/15	48696	OFFICE ASSISTANT III	N	SR08A	3	P	A	0.50		0.50		N
HMS902	IA	12/28/15	48696	OFFICE ASSISTANT III	N	SR08A	3	P	N	0.50		0.50		N
HMS301	SA	12/29/15	46386	SOCIAL SERVICE ASSISTANT IV	N	SR11A	3	P	A	0.60		0.60		N
HMS301	SA	12/29/15	46386	SOCIAL SERVICE ASSISTANT IV	N	SR11A	3	P	N	0.40		0.40		N
HMS301	SA	12/29/15	116641	ELIGIBILITY WKR IV	N	SR18K	3	P	A	0.60		0.60		Y
HMS301	SA	12/29/15	116641	ELIGIBILITY WKR IV	N	SR18K	3	P	N	0.40		0.40		Y
HMS902	IA	12/31/15	47470	ELIGIBILITY WKR V	N	SR20K	4	P	A	0.50		0.50		N
HMS902	IA	12/31/15	47470	ELIGIBILITY WKR V	N	SR20K	4	P	N	0.50		0.50		N
HMS904	AA	12/31/15	15285	PERSONNEL CLERK V	N	SR13G	63	P	A	1.00		1.00		N
HMS224	HS	01/04/16	27585	OFFICE ASSISTANT III	N	SR08A	3	P	A	1.00		1.00		N
HMS236	LC	01/04/16	18703	ELIGIBILITY WKR V	N	SR20K	4	P	A	0.57		0.57		N

Department of Human Services  
Positions Filled from July 1, 2013 to November 30, 2017

Table E

Prog ID	Sub-Org	Effective Date	Position Number	Position Title	Exempt (Y/N)	SR Level	BU Code	T/P	MOF	Budgeted FTE	Budgeted Salary	Actual FTE	Actual Salary	Occupied by 89 Day Hire (Y/N)
HMS236	LC	01/04/16	18703	ELIGIBILITY WKR V	N	SR20K	4	P	N	0.43		0.43		N
HMS236	LC	01/04/16	28255	ELIGIBILITY WKR III	N	SR16M	3	P	A	0.57		0.57		N
HMS236	LC	01/04/16	28255	ELIGIBILITY WKR III	N	SR16M	3	P	N	0.43		0.43		N
HMS301	SA	01/04/16	37618	CHILD/ADULT PROTETV SVCS SPCLT	N	SR23C	13	P	A	0.60		0.60		N
HMS301	SA	01/04/16	37618	CHILD/ADULT PROTETV SVCS SPCLT	N	SR23C	13	P	N	0.40		0.40		N
HMS902	IA	01/04/16	51860	OFFICE ASSISTANT III	N	SR08B	3	P	A	0.50		0.50		N
HMS902	IA	01/04/16	51860	OFFICE ASSISTANT III	N	SR08B	3	P	N	0.50		0.50		N
HMS903	FA	01/04/16	35534	ELIGIBILITY WKR IV	N	SR18G	3	P	A	0.53		0.53		N
HMS903	FA	01/04/16	35534	ELIGIBILITY WKR IV	N	SR18G	3	P	N	0.47		0.47		N
HMS904	AA	01/04/16	6013	DEPARTMENTAL PERS OFFICER IV	N	EM07	35	P	A	1.00		1.00		N
HMS904	AA	01/04/16	22680	PERSONNEL MGMT SPECIALIST VI	N	SR26I	93	P	A	1.00		1.00		N
HMS236	LC	01/05/16	22383	OFFICE ASSISTANT III	N	SR08I	3	P	A	0.57		0.57		N
HMS236	LC	01/05/16	22383	OFFICE ASSISTANT III	N	SR08I	3	P	N	0.43		0.43		N
HMS902	IA	01/05/16	121009	OFFICE ASSISTANT III	N	SR08A	3	P	A	0.50		0.50		N
HMS902	IA	01/05/16	121009	OFFICE ASSISTANT III	N	SR08A	3	P	N	0.50		0.50		N
HMS902	IA	01/06/16	108913	FINANCE OFFICER	Y	SRNA	13	T	A	0.50		0.50		N
HMS902	IA	01/06/16	108913	FINANCE OFFICER	Y	SRNA	13	T	N	0.50		0.50		N
HMS220	RH	01/08/16	22432	BUILDING MAINTENANCE HELPER	N	BC05A	1	P	N	1.00		1.00		N
HMS301	SA	01/08/16	118586	SOCIAL SERVICE AID II	N	SR07A	63	P	N	1.00		1.00		Y
HMS220	RH	01/11/16	8843	BUILDING MAINTENANCE WORKER I	N	SRNA	1	P	N	1.00		1.00		N
HMS220	RH	01/11/16	8851	BUILDING MAINTENANCE WORKER I	N	SRNA	1	P	N	1.00		1.00		N
HMS220	RH	01/11/16	9611	BUILDING MAINTENANCE WORKER I	N	BC09A	1	P	N	1.00		1.00		N
HMS220	RH	01/11/16	14976	BUILDING MAINTENANCE WORKER II	N	SRNA	1	P	N	1.00		1.00		N
HMS229	HA	01/11/16	8850	BUILDING MAINTENANCE WORKER I	N	BC09A	1	P	N	1.00		1.00		N
HMS229	HA	01/11/16	111874	RESIDENT SVCS PRGM SPCLT	Y	SRNA	13	T	N	1.00		1.00		N
HMS601	TA	01/11/16	42959	CHILD/ADULT PROTETV SVCS SPCLT	N	SR23J	13	P	A	1.00		1.00		N
HMS601	TA	01/11/16	113211	HUMAN SVCS PROF III	N	SR20C	13	T	N	1.00		1.00		N
HMS222	RA	01/12/16	119190	HSING QUAL STNDS INSPECTOR I	N	13	3	T	A	1.00		1.00		Y
HMS220	RH	01/13/16	42918	GENERAL LABORER I	N	BC02A	1	P	W	1.00		1.00		N
HMS220	RH	01/19/16	6304	ACCOUNT CLERK II	N	SR08B	3	P	N	1.00		1.00		N
HMS236	LC	01/19/16	25725	ELIGIBILITY WKR III	N	SR16J	3	P	A	0.57		0.57		N
HMS236	LC	01/19/16	25725	ELIGIBILITY WKR III	N	SR16J	3	P	N	0.43		0.43		N

Department of Human Services  
Positions Filled from July 1, 2013 to November 30, 2017

Table E

Prog ID	Sub-Org	Effective Date Position Filled	Position Number	Position Title	Exempt (Y/N)	SR Level	BU Code	T/P	MOF	Budgeted FTE	Budgeted Salary	Actual FTE	Actual Salary	Occupied by 89 Day Hire (Y/N)
HMS236	LC	01/19/16	43790	SELF-SUFF/SUPP SVCS SUPVR II	N	SR24E	23	P	A	0.50		0.50		N
HMS236	LC	01/19/16	43790	SELF-SUFF/SUPP SVCS SUPVR II	N	SR24E	23	P	N	0.50		0.50		N
HMS802	GA	01/19/16	118813	REHAB TEACHER FOR BLIND III	N	SR20C	13	P	A	0.33		0.33		N
HMS802	GA	01/19/16	118813	REHAB TEACHER FOR BLIND III	N	SR20C	13	P	N	0.67		0.67		N
HMS904	AA	01/19/16	43876	INFORMATION TECHNOL SPCLT IV	N	SR22C	13	P	A	0.65		0.65		N
HMS904	AA	01/19/16	43876	INFORMATION TECHNOL SPCLT IV	N	SR22C	13	P	N	0.35		0.35		N
HMS301	SA	01/25/16	36509	SOCIAL SERVICE AID III	N	SR09I	3	P	A	0.60		0.60		N
HMS301	SA	01/25/16	36509	SOCIAL SERVICE AID III	N	SR09I	3	P	N	0.40		0.40		N
HMS301	SA	01/25/16	36510	SOCIAL SERVICE AID III	N	SR09D	3	P	A	0.60		0.60		N
HMS301	SA	01/25/16	36510	SOCIAL SERVICE AID III	N	SR09D	3	P	N	0.40		0.40		N
HMS904	AA	01/25/16	28228	INFORMATION TECHNOL SPCLT II	N	SR18G	13	P	A	0.65		0.65		N
HMS904	AA	01/25/16	28228	INFORMATION TECHNOL SPCLT II	N	SR18G	13	P	N	0.35		0.35		N
HMS220	RH	01/26/16	6563	BUILDING MAINTENANCE HELPER	N	BC05A	1	P	N	1.00		1.00		N
HMS229	HA	02/01/16	101072	PUBLIC HOUSING MANAGER	Y	SRNA	93	T	N	1.00		1.00		N
HMS236	LC	02/01/16	5476	OFFICE ASSISTANT III	N	SR08B	3	P	A	0.57		0.57		N
HMS236	LC	02/01/16	5476	OFFICE ASSISTANT III	N	SR08B	3	P	N	0.43		0.43		N
HMS236	LC	02/01/16	34899	ELIGIBILITY WKR V	N	SR20M	4	P	A	0.57		0.57		N
HMS236	LC	02/01/16	34899	ELIGIBILITY WKR V	N	SR20M	4	P	N	0.43		0.43		N
HMS238	GB	02/01/16	24198	DISABILITY CLAIMS SPCLT III	N	SR20C	13	P	N	1.00		1.00		N
HMS238	GB	02/01/16	24444	DISABILITY CLAIMS SPCLT II	N	SR18C	13	P	N	1.00		1.00		N
HMS301	SA	02/01/16	3471	HUMAN SVCS PROF IV	N	SR22C	13	P	A	0.60		0.60		N
HMS301	SA	02/01/16	3471	HUMAN SVCS PROF IV	N	SR22C	13	P	N	0.40		0.40		N
HMS301	SA	02/01/16	118575	CHILD/ADULT PROTETV SVCS SPCLT	N	SR23F	13	P	N	1.00		1.00		N
HMS802	GA	02/01/16	6296	VOCATIONAL REHAB SPCLT V	N	SR24L	23	P	A	0.34		0.34		N
HMS802	GA	02/01/16	6296	VOCATIONAL REHAB SPCLT V	N	SR24L	23	P	N	0.66		0.66		N
HMS802	GA	02/01/16	22389	VENDING FACILITIES SPCLT	N	SR20C	13	P	A	0.33		0.33		N
HMS802	GA	02/01/16	22389	VENDING FACILITIES SPCLT	N	SR20C	13	P	N	0.67		0.67		N
HMS904	AA	02/01/16	30533	ELIGIBILITY WKR IV	N	SR18F	3	P	A	0.55		0.55		N
HMS904	AA	02/01/16	30533	ELIGIBILITY WKR IV	N	SR18F	3	P	N	0.45		0.45		N
HMS222	RA	02/02/16	41332	SECRETARY II	N	14	3	P	A	1.00		1.00		N
HMS902	IA	02/04/16	121004	PHARMACIST III	N	SRNA	23	P	B	0.25		0.25		N
HMS902	IA	02/04/16	121004	PHARMACIST III	N	SRNA	23	P	N	0.25		0.25		N

Department of Human Services  
Positions Filled from July 1, 2013 to November 30, 2017

Table E

Prog ID	Sub-Org	Effective Date Position Filled	Position Number	Position Title	Exempt (Y/N)	SR Level	BU Code	T/P	MOF	Budgeted FTE	Budgeted Salary	Actual FTE	Actual Salary	Occupied by 89 Day Hire (Y/N)
HMS229	HA	02/05/16	41416	AIR CONDITIONING MECHANIC I	N	BC10A	1	P	N	1.00		1.00		N
HMS236	LC	02/08/16	28099	OFFICE ASSISTANT III	N	SR08A	3	P	A	0.57		0.57		N
HMS236	LC	02/08/16	28099	OFFICE ASSISTANT III	N	SR08A	3	P	N	0.43		0.43		N
HMS503	YB	02/08/16	35851	INSTITUTION FARM ACTIV LEADER	N	WS03A	1	P	A	1.00		1.00		N
HMS902	IA	02/08/16	48681	OFFICE ASSISTANT III	N	SR08A	3	P	A	0.50		0.50		N
HMS902	IA	02/08/16	48681	OFFICE ASSISTANT III	N	SR08A	3	P	N	0.50		0.50		N
HMS902	IA	02/11/16	51859	OFFICE ASSISTANT III	N	SR08B	3	P	A	0.50		0.50		N
HMS902	IA	02/11/16	51859	OFFICE ASSISTANT III	N	SR08B	3	P	N	0.50		0.50		N
HMS220	RH	02/16/16	9619	SECRETARY I	N	SR12I	3	P	N	1.00		1.00		N
HMS229	HA	02/16/16	42096	SECRETARY I	N	SR12G	3	P	W	1.00		1.00		Y
HMS236	LC	02/16/16	46881	SELF-SUFF/SUPP SVCS SPCLT III	N	SR20M	13	P	A	0.50		0.50		N
HMS236	LC	02/16/16	46881	SELF-SUFF/SUPP SVCS SPCLT III	N	SR20M	13	P	N	0.50		0.50		N
HMS301	SA	02/16/16	3472	HUMAN SVCS PROF IV	N	SR22C	13	P	A	0.60		0.60		N
HMS301	SA	02/16/16	3472	HUMAN SVCS PROF IV	N	SR22C	13	P	N	0.40		0.40		N
HMS301	SA	02/16/16	4538	CHILD/ADULT PROTETV SVCS SPCLT	N	SR23	13	P	A	0.60		0.60		N
HMS301	SA	02/16/16	4538	CHILD/ADULT PROTETV SVCS SPCLT	N	SR23	13	P	N	0.40		0.40		N
HMS301	SA	02/16/16	21371	SOCIAL WORKER III	N	SR20C	13	P	A	0.60		0.60		N
HMS301	SA	02/16/16	21371	SOCIAL WORKER III	N	SR20C	13	P	N	0.40		0.40		N
HMS501	YA	02/16/16	102142	EXEC DIR, OFFICE OF YOUTH SVCS	Y	SRNA	93	P	A	1.00		1.00		N
HMS601	TA	02/16/16	34032	REGISTERED NURSE IV	N	SR22L3	9	P	A	1.00		1.00		N
HMS901	MA	02/16/16	34655	HUMAN SVCS PROF V	N	SR24C	13	P	A	0.75		0.75		N
HMS901	MA	02/16/16	34655	HUMAN SERVICES PROF V	N	SR24GC	13	P	N	0.25		0.25		N
HMS902	IA	02/16/16	120812	ELIGIBILITY WORKER IV	N	SR18A	4	P	A	0.50		0.50		N
HMS902	IA	02/16/16	120812	ELIGIBILITY WORKER IV	N	SR18A	4	P	N	0.50		0.50		N
HMS904	AA	02/16/16	27323	ELIGIBILITY WKR IV	N	SR18I	3	P	A	0.55		0.55		N
HMS904	AA	02/16/16	27323	ELIGIBILITY WKR IV	N	SR18I	3	P	N	0.45		0.45		N
HMS904	AA	02/16/16	30532	ELIGIBILITY WKR IV	N	SR18I	3	P	A	0.55		0.55		N
HMS904	AA	02/16/16	30532	ELIGIBILITY WKR IV	N	SR18I	3	P	N	0.45		0.45		N
HMS222	RA	02/22/16	35416	PUBLIC HSING SPCLT II	N	SR18	13	T	A	1.00		1.00		N
HMS301	SA	02/22/16	118561	SOCIAL SERVICE AID III	N	SR09D	3	P	N	1.00		1.00		Y
HMS503	YB	02/22/16	117903	INVESTIGATOR IV	N	SR22D	13	P	A	1.00		1.00		N
HMS601	TA	02/22/16	121774	CHILD/ADULT PROTETV SVCS SPCLT	N	23	13	P	A	0.50		0.50		N

Department of Human Services  
Positions Filled from July 1, 2013 to November 30, 2017

Table E

Prog ID	Sub-Org	Effective Date	Position Number	Position Title	Exempt (Y/N)	SR Level	BU Code	T/P	MOF	Budgeted FTE	Budgeted Salary	Actual FTE	Actual Salary	Occupied by 89 Day Hire (Y/N)
HMS601	TA	02/22/16	121774	CHILD/ADULT PROTETV SVCS SPCLT	N	23	13	P	N	0.50		0.50		N
HMS802	GA	02/22/16	24468	OFFICE ASSISTANT III	N	SR08B	3	P	A	0.33		0.33		N
HMS802	GA	02/22/16	24468	OFFICE ASSISTANT III	N	SR08B	3	P	N	0.67		0.67		N
HMS236	LC	03/01/16	46883	SELF-SUFF/SUPP SVCS SPCLT III	N	SR20H	13	P	A	0.50		0.50		N
HMS236	LC	03/01/16	46883	SELF-SUFF/SUPP SVCS SPCLT III	N	SR20H	13	P	N	0.50		0.50		N
HMS301	SA	03/01/16	26395	SECRETARY I	N	SR12	3	P	A	0.60		0.60		N
HMS301	SA	03/01/16	26395	SECRETARY I	N	SR12	3	P	N	0.40		0.40		N
HMS301	SA	03/01/16	41934	CHILD/ADULT PROTETV SVCS SPCLT	N	SR23H	13	P	A	0.60		0.60		N
HMS301	SA	03/01/16	41934	CHILD/ADULT PROTETV SVCS SPCLT	N	SR23H	13	P	N	0.40		0.40		N
HMS301	SA	03/01/16	118533	SOCIAL SERVICE AID III	N	SR09B	3	P	N	1.00		1.00		N
HMS802	GA	03/01/16	120667	ACCOUNT CLERK III	N	SR11A	3	T	A	0.33		0.33		Y
HMS802	GA	03/01/16	120667	ACCOUNT CLERK III	N	SR11A	3	T	N	0.67		0.67		Y
HMS902	IA	03/01/16	47471	SECRETARY I	N	SR12B	3	P	A	0.50		0.50		N
HMS902	IA	03/01/16	47471	SECRETARY I	N	SR12B	3	P	N	0.50		0.50		N
HMS903	FA	03/01/16	29833	INVESTIGATOR IV	N	SR22H	13	P	A	0.53		0.53		N
HMS903	FA	03/01/16	29833	INVESTIGATOR IV	N	SR22H	13	P	N	0.47		0.47		N
HMS904	AA	03/01/16	121835	HOMELESS SPECIAL ASSISTANT	Y	NA	73	T	A	1.00		1.00		N
HMS904	AA	03/01/16	121836	HOMELESS COMM DVLPMNT SPCLT	Y	24	0	T	A	1.00		1.00		N
HMS220	RH	03/02/16	10907	PAINTER I	N	SRNA	1	P	N	1.00		1.00		N
HMS229	HA	03/02/16	100924	HPHA SYSTEMS ANALYST	Y	SRNA	13	T	N	1.00		1.00		N
HMS229	HA	03/10/16	100923	BGT RESOURCES SPCLT	Y	SRNA	13	P	N	1.00		1.00		N
HMS220	RH	03/11/16	10909	PAINTER I	N	BC09A	1	P	N	1.00		1.00		N
HMS220	RH	03/16/16	5475	PUBLIC HOUSING SPECIALIST I	N	SR16C	13	P	N	1.00		1.00		N
HMS903	FA	03/16/16	27624	OFFICE ASSISTANT III	N	SR08A	3	P	A	0.57		0.57		N
HMS903	FA	03/16/16	27624	OFFICE ASSISTANT III	N	SR08A	3	P	N	0.43		0.43		N
HMS903	FA	03/16/16	28238	PURCHASING TECHNICIAN I	N	SR11A	3	P	A	0.57		0.57		N
HMS903	FA	03/16/16	28238	PURCHASING TECHNICIAN I	N	SR11A	3	P	N	0.43		0.43		N
HMS904	AA	03/16/16	27912	ELIGIBILITY WKR V	N	SR20J	4	P	A	0.55		0.55		N
HMS904	AA	03/16/16	27912	ELIGIBILITY WKR V	N	SR20J	4	P	N	0.45		0.45		N
HMS220	RH	03/21/16	3490	BUILDING MAINTENANCE WORKER I	N	BC09A	1	P	N	1.00		1.00		N
HMS236	LC	03/21/16	1703	ELIGIBILITY WKR V	N	SR20D	4	P	A	0.56		0.56		N
HMS236	LC	03/21/16	1703	ELIGIBILITY WKR V	N	SR20D	4	P	N	0.44		0.44		N

Department of Human Services  
Positions Filled from July 1, 2013 to November 30, 2017

Table E

Prog ID	Sub-Org	Effective Date Position Filled	Position Number	Position Title	Exempt (Y/N)	SR Level	BU Code	T/P	MOF	Budgeted FTE	Budgeted Salary	Actual FTE	Actual Salary	Occupied by 89 Day Hire (Y/N)
HMS222	RA	03/28/16	28655	OFFICE ASSISTANT III	N	SR08	3	P	A	1.00		1.00		Y
HMS902	IA	03/28/16	112340	ELIGIBILITY WKR IV	N	SR18F	4	P	A	0.50		0.50		N
HMS902	IA	03/28/16	112340	ELIGIBILITY WKR IV	N	SR18F	4	P	N	0.50		0.50		N
HMS301	SA	03/31/16	116782	SOCIAL SERVICE ASSISTANT IV	N	SR11H	3	P	A	0.60		0.60		N
HMS301	SA	03/31/16	116782	SOCIAL SERVICE ASSISTANT IV	N	SR11H	3	P	N	0.40		0.40		N
HMS224	HS	04/01/16	121803	PROGRAM SPECIALIST IV	N	22	13	P	A	1.00		1.00		N
HMS229	HA	04/01/16	105632	RESIDENT SVCS PRGM SPCLT	Y	SRNA	13	T	N	1.00		1.00		N
HMS236	LC	04/01/16	1739	SECRETARY I	N	SR12D	3	P	A	0.56		0.56		N
HMS236	LC	04/01/16	1739	SECRETARY I	N	SR12D	3	P	N	0.44		0.44		N
HMS236	LC	04/01/16	4887	SECRETARY I	N	SR12C	3	P	A	0.57		0.57		N
HMS236	LC	04/01/16	4887	SECRETARY I	N	SR12C	3	P	N	0.43		0.43		N
HMS236	LC	04/01/16	17692	ELIGIBILITY WKR III	N	SR16C	3	P	A	0.57		0.57		N
HMS236	LC	04/01/16	17692	ELIGIBILITY WKR III	N	SR16C	3	P	N	0.43		0.43		N
HMS236	LC	04/01/16	21501	SECRETARY I	N	SR12F	3	P	A	0.57		0.57		N
HMS236	LC	04/01/16	21501	SECRETARY I	N	SR12F	3	P	N	0.43		0.43		N
HMS236	LC	04/01/16	22139	ELIGIBILITY WKR II	N	SR14B	3	P	A	0.57		0.57		N
HMS236	LC	04/01/16	22139	ELIGIBILITY WKR II	N	SR14B	3	P	N	0.43		0.43		N
HMS236	LC	04/01/16	34714	ELIGIBILITY WKR II	N	SR14B	3	P	A	0.57		0.57		N
HMS236	LC	04/01/16	34714	ELIGIBILITY WKR II	N	SR14B	3	P	N	0.43		0.43		N
HMS301	SA	04/01/16	22280	SOCIAL SERVICE AID III	N	SR09B	3	P	A	0.60		0.60		N
HMS301	SA	04/01/16	22280	SOCIAL SERVICE AID III	N	SR09B	3	P	N	0.40		0.40		N
HMS301	SA	04/01/16	36519	SECRETARY I	N	SR12A	3	P	A	0.60		0.60		N
HMS301	SA	04/01/16	36519	SECRETARY I	N	SR12A	3	P	N	0.40		0.40		N
HMS301	SA	04/01/16	42354	CHILD/ADULT PROTETV SVCS SPCLT	N	SR23I	13	P	A	0.60		0.60		N
HMS301	SA	04/01/16	42354	CHILD/ADULT PROTETV SVCS SPCLT	N	SR23I	13	P	N	0.40		0.40		N
HMS503	YB	04/01/16	8920	OFFICE ASSISTANT III	N	SR08D	3	P	A	1.00		1.00		N
HMS802	GA	04/01/16	120699	EMPLOYMENT SERVICE SPCLT III	N	20C	13	P	A	0.33		0.33		N
HMS802	GA	04/01/16	120699	EMPLOYMENT SERVICE SPCLT III	N	20C	13	P	N	0.67		0.67		N
HMS901	MA	04/01/16	23326	OFFICE ASSISTANT III	N	SR08A	3	P	A	0.75		0.75		N
HMS901	MA	04/01/16	23326	OFFICE ASSISTANT III	N	SR08A	3	P	N	0.25		0.25		N
HMS904	AA	04/01/16	31863	PERSONNEL CLERK IV	N	SR11B	63	P	A	1.00		1.00		N
HMS301	SA	04/04/16	44793	CHILD/ADULT PROTETV SVCS SPCLT	N	SR23I	13	P	A	0.60		0.60		N

Department of Human Services  
Positions Filled from July 1, 2013 to November 30, 2017

Table E

<u>Prog ID</u>	<u>Sub-Org</u>	<u>Effective Date</u> <u>Position Filled</u>	<u>Position Number</u>	<u>Position Title</u>	<u>Exempt (Y/N)</u>	<u>SR Level</u>	<u>BU Code</u>	<u>T/P</u>	<u>MOF</u>	<u>Budgeted FTE</u>	<u>Budgeted Salary</u>	<u>Actual FTE</u>	<u>Actual Salary</u>	<u>Occupied by 89 Day Hire (Y/N)</u>
HMS301	SA	04/04/16	44793	CHILD/ADULT PROTETV SVCS SPCLT	N	SR23I	13	P	N	0.40		0.40		N
HMS220	RH	04/06/16	6286	PUBLIC HOUSING SPECIALIST II	N	SR18C	13	P	N	1.00		1.00		N
HMS236	LC	04/06/16	31084	ELIGIBILITY WKR III	N	SR16J	3	P	A	0.57		0.57		N
HMS236	LC	04/06/16	31084	ELIGIBILITY WKR III	N	SR16J	3	P	N	0.43		0.43		N
HMS236	LC	04/07/16	25313	ELIGIBILITY WKR V	N	SR20I	4	P	A	0.57		0.57		N
HMS236	LC	04/07/16	25313	ELIGIBILITY WKR V	N	SR20I	4	P	N	0.43		0.43		N
HMS301	SA	04/07/16	6418	CHILD/ADULT PROTETV SVCS SPCLT	N	SR23	13	P	A	0.60		0.60		N
HMS301	SA	04/07/16	6418	CHILD/ADULT PROTETV SVCS SPCLT	N	SR23	13	P	N	0.40		0.40		N
HMS301	SA	04/08/16	22283	SOCIAL SERVICE ASSISTANT IV	N	SR11B	3	P	A	0.60		0.60		N
HMS301	SA	04/08/16	22283	SOCIAL SERVICE ASSISTANT IV	N	SR11B	3	P	N	0.40		0.40		N
HMS220	RH	04/11/16	41065	CARPENTER I	N	BC09A	1	P	N	1.00		1.00		N
HMS220	RH	04/13/16	120626	ELECTRICIAN I	N	BC09	1	P	N	1.00		1.00		N
HMS229	HA	04/18/16	42095	SECRETARY II	N	SR14D	3	P	W	1.00		1.00		N
HMS236	LC	04/18/16	28110	OFFICE ASSISTANT III	N	SR08F	3	P	A	0.57		0.57		N
HMS236	LC	04/18/16	28110	OFFICE ASSISTANT III	N	SR08F	3	P	N	0.43		0.43		N
HMS236	LC	04/18/16	45536	SELF-SUFF/SUPP SVCS SPCLT III	N	SR20H	13	P	A	0.50		0.50		N
HMS236	LC	04/18/16	45536	SELF-SUFF/SUPP SVCS SPCLT III	N	SR20H	13	P	N	0.50		0.50		N
HMS238	GB	04/18/16	23418	OFFICE ASSISTANT IV	N	SR10M	3	P	N	1.00		1.00		N
HMS902	IA	04/18/16	47509	OFFICE ASSISTANT III	N	SR08B	3	P	A	0.50		0.50		N
HMS902	IA	04/18/16	47509	OFFICE ASSISTANT III	N	SR08B	3	P	N	0.50		0.50		N
HMS904	AA	04/18/16	26895	ACCOUNTANT V	N	SR24H	13	P	A	1.00		1.00		N
HMS220	RH	04/19/16	8048	CARPENTER I	N	BC09A	1	P	N	1.00		1.00		N
HMS301	SA	04/19/16	118588	SOCIAL SERVICE AID III	N	SR09A	63	P	N	1.00		1.00		N
HMS220	RH	04/27/16	9662	BUILDING MAINTENANCE HELPER	N	SRNA	1	P	N	1.00		1.00		N
HMS229	HA	04/27/16	48707	OFFICE ASSISTANT III	N	SR08B	3	T	N	1.00		1.00		Y
HMS236	LC	05/02/16	11657	ELIGIBILITY WKR IV	N	SR18D	3	P	A	0.57		0.57		N
HMS236	LC	05/02/16	11657	ELIGIBILITY WKR IV	N	SR18D	3	P	N	0.43		0.43		N
HMS236	LC	05/02/16	23716	SOCIAL WORKER III	N	SR20K	13	P	A	0.50		0.50		N
HMS236	LC	05/02/16	23716	SOCIAL WORKER III	N	SR20K	13	P	N	0.50		0.50		N
HMS236	LC	05/02/16	24187	ELIGIBILITY WKR II	N	SR14B	3	P	A	0.57		0.57		N
HMS236	LC	05/02/16	24187	ELIGIBILITY WKR II	N	SR14B	3	P	N	0.43		0.43		N
HMS236	LC	05/02/16	27673	STAFF SERVICES SUPVR II	N	16	3	P	A	0.57		0.57		N



Department of Human Services  
Positions Filled from July 1, 2013 to November 30, 2017

Table E

<u>Prog ID</u>	<u>Sub-Org</u>	<u>Effective Date</u> <u>Position Filled</u>	<u>Position Number</u>	<u>Position Title</u>	<u>Exempt (Y/N)</u>	<u>SR Level</u>	<u>BU Code</u>	<u>T/P</u>	<u>MOF</u>	<u>Budgeted FTE</u>	<u>Budgeted Salary</u>	<u>Actual FTE</u>	<u>Actual Salary</u>	<u>Occupied by 89 Day Hire (Y/N)</u>
HMS236	LC	05/02/16	27673	STAFF SERVICES SUPVR II	N	16	3	P	N	0.43		0.43		N
HMS236	LC	05/02/16	28221	ELIGIBILITY WKR I	N	SR12B	3	P	A	0.57		0.57		N
HMS236	LC	05/02/16	28221	ELIGIBILITY WKR I	N	SR12B	3	P	N	0.43		0.43		N
HMS236	LC	05/02/16	32351	ELIGIBILITY WKR II	N	SR14B	3	P	A	0.57		0.57		N
HMS236	LC	05/02/16	32351	ELIGIBILITY WKR II	N	SR14B	3	P	N	0.43		0.43		N
HMS236	LC	05/02/16	32388	ELIGIBILITY WKR III	N	SR16I	3	P	A	0.57		0.57		N
HMS236	LC	05/02/16	32388	ELIGIBILITY WKR III	N	SR16I	3	P	N	0.43		0.43		N
HMS236	LC	05/02/16	43792	SELF-SUFF/SUPP SVCS SPCLT III	N	SR20H	13	P	A	0.50		0.50		N
HMS236	LC	05/02/16	43792	SELF-SUFF/SUPP SVCS SPCLT III	N	SR20H	13	P	N	0.50		0.50		N
HMS236	LC	05/02/16	48706	ELIGIBILITY WKR III	N	16E	3	P	A	0.57		0.57		N
HMS236	LC	05/02/16	48706	ELIGIBILITY WKR III	N	SR16E	3	P	N	0.43		0.43		N
HMS301	SA	05/02/16	36415	HUMAN SVCS PROF III	N	SR20C	13	P	A	0.60		0.60		N
HMS301	SA	05/02/16	36415	HUMAN SVCS PROF III	N	SR20C	13	P	N	0.40		0.40		N
HMS802	GA	05/02/16	11830	VOCATIONAL REHAB SPCLT IV	N	SR22H	13	P	A	0.34		0.34		N
HMS802	GA	05/02/16	11830	VOCATIONAL REHAB SPCLT IV	N	SR22H	13	P	N	0.66		0.66		N
HMS902	IA	05/02/16	119268	PUB ASST DATA INTGRTY TECH II	N	SR13E	3	P	A	0.50		0.50		N
HMS902	IA	05/02/16	119268	PUB ASST DATA INTGRTY TECH II	N	SR13E	3	P	N	0.50		0.50		N
HMS903	FA	05/02/16	28081	ELIGIBILITY PROGRAM SPCLT V	N	SR24L	23	P	A	0.57		0.57		N
HMS903	FA	05/02/16	28081	ELIGIBILITY PROGRAM SPCLT V	N	SR24L	23	P	N	0.43		0.43		N
HMS903	FA	05/02/16	120757	ELIGIBILITY PGM SPCLT IV	N	SR22	13	P	A	0.50		0.50		N
HMS903	FA	05/02/16	120757	ELIGIBILITY PGM SPCLT IV	N	SR22	13	P	N	0.50		0.50		N
HMS220	RH	05/03/16	120622	ELECTRICIAN I	N	BC09	1	P	N	1.00		1.00		N
HMS236	LC	05/03/16	22362	ELIGIBILITY WKR I	N	SR12A	3	P	A	0.57		0.57		N
HMS236	LC	05/03/16	22362	ELIGIBILITY WKR I	N	SR12A	3	P	N	0.43		0.43		N
HMS220	RH	05/04/16	41073	SOCIAL SERVICE ASSISTANT IV	N	SR11A	3	P	N	1.00		1.00		N
HMS301	SA	05/04/16	36288	CHILD/ADULT PROTETV SVCS SPCLT	N	SR23J	13	P	A	0.60		0.60		Y
HMS301	SA	05/04/16	36288	CHILD/ADULT PROTETV SVCS SPCLT	N	SR23J	13	P	N	0.40		0.40		Y
HMS501	YA	05/06/16	120770	JUV JUSTICE PRGM COORD	N	SRNA	13	P	A	1.00		1.00		N
HMS220	RH	05/09/16	11626	BUILDING MAINTENANCE WORKER II	N	WS09A	1	P	N	1.00		1.00		N
HMS236	LC	05/09/16	42672	OFFICE ASSISTANT III	N	SR08M	3	P	A	0.57		0.57		N
HMS236	LC	05/09/16	42672	OFFICE ASSISTANT III	N	SR08M	3	P	N	0.43		0.43		N
HMS902	IA	05/09/16	121604	BUSINESS ANALYST	Y	SR24C	23	T	A	0.10		0.10		N

Department of Human Services  
Positions Filled from July 1, 2013 to November 30, 2017

Table E

<u>Prog ID</u>	<u>Sub-Org</u>	<u>Effective Date</u>	<u>Position Number</u>	<u>Position Title</u>	<u>Exempt (Y/N)</u>	<u>SR Level</u>	<u>BU Code</u>	<u>T/P</u>	<u>MOF</u>	<u>Budgeted FTE</u>	<u>Budgeted Salary</u>	<u>Actual FTE</u>	<u>Actual Salary</u>	<u>Occupied by 89 Day Hire (Y/N)</u>
HMS902	IA	05/09/16	121604	BUSINESS ANALYST	Y	SR24C	23	T	N	0.90		0.90		N
HMS220	RH	05/16/16	44184	OFFICE ASSISTANT III	N	SR08A	3	P	N	1.00		1.00		Y
HMS236	LC	05/16/16	31114	ELIGIBILITY WKR III	N	SR16D	3	P	A	0.57		0.57		N
HMS236	LC	05/16/16	31114	ELIGIBILITY WKR III	N	SR16D	3	P	N	0.43		0.43		N
HMS236	LC	05/16/16	35069	OFFICE ASSISTANT III	N	SR08G	3	P	A	0.57		0.57		N
HMS236	LC	05/16/16	35069	OFFICE ASSISTANT III	N	SR08G	3	P	N	0.43		0.43		N
HMS301	SA	05/16/16	6180	CHILD/ADLT PROTV SVCS SUPVR II	N	SR27M	23	P	A	0.60		0.60		N
HMS301	SA	05/16/16	6180	CHILD/ADLT PROTV SVCS SUPVR II	N	SR27M	23	P	N	0.40		0.40		N
HMS301	SA	05/16/16	36320	HUMAN SVCS PROF III	N	SR20C	13	P	A	0.60		0.60		N
HMS301	SA	05/16/16	36320	HUMAN SVCS PROF III	N	SR20C	13	P	N	0.40		0.40		N
HMS301	SA	05/16/16	42344	SOCIAL SERVICE ASSISTANT IV	N	SR11I	3	P	A	0.60		0.60		Y
HMS301	SA	05/16/16	42344	SOCIAL SERVICE ASSISTANT IV	N	SR11I	3	P	N	0.40		0.40		Y
HMS301	SA	05/16/16	46359	SOCIAL SERVICE ASSISTANT IV	N	SR11J	3	P	A	0.60		0.60		Y
HMS301	SA	05/16/16	46359	SOCIAL SERVICE ASSISTANT IV	N	SR11	3	P	N	0.40		0.40		Y
HMS302	DA	05/16/16	23711	SOCIAL WORKER III	N	20	13	P	A	0.50		0.50		N
HMS302	DA	05/16/16	23711	SOCIAL WORKER III	N	20	13	P	N	0.50		0.50		N
HMS902	IA	05/16/16	48664	ELIGIBILITY WKR III	N	SR16D	3	P	A	0.50		0.50		N
HMS902	IA	05/16/16	48664	ELIGIBILITY WKR III	N	SR16D	3	P	N	0.50		0.50		N
HMS902	IA	05/16/16	101627	ELIGIBILITY PROGRAM SPCLT III	N	SR20C	13	P	A	0.25		0.25		N
HMS902	IA	05/16/16	101627	ELIGIBILITY PROGRAM SPCLT III	N	SR20C	13	P	N	0.75		0.75		N
HMS902	IA	05/16/16	121011	OFFICE ASSISTANT III	N	SR08A	3	P	A	0.50		0.50		N
HMS902	IA	05/16/16	121011	OFFICE ASSISTANT III	N	SR08A	3	P	N	0.50		0.50		N
HMS301	SA	05/23/16	6421	SOCIAL WORKER III	N	SR20C	13	P	A	0.60		0.60		N
HMS301	SA	05/23/16	6421	SOCIAL WORKER III	N	SR20	13	P	N	0.40		0.40		N
HMS301	SA	05/23/16	38103	CHILD/ADULT PROTETV SVCS SPCLT	N	SR23H	13	P	A	0.60		0.60		Y
HMS301	SA	05/23/16	38103	CHILD/ADULT PROTETV SVCS SPCLT	N	SR23H	13	P	N	0.40		0.40		Y
HMS301	SA	05/27/16	40518	SOCIAL SERVICE AID III	N	SR09A	3	P	A	0.60		0.60		Y
HMS301	SA	05/27/16	40518	SOCIAL SERVICE AID III	N	SR09A	3	P	N	0.40		0.40		Y
HMS904	AA	05/27/16	2622	PERSONNEL CLERK III	N	SR09B	63	P	A	1.00		1.00		N
HMS220	RH	06/01/16	7589	BUILDING MAINTENANCE WORKER I	N	BC09A	1	P	N	1.00		1.00		N
HMS220	RH	06/01/16	8047	CARPENTER I	N	BC09A	1	P	N	1.00		1.00		N
HMS236	LC	06/01/16	22855	ELIGIBILITY WKR III	N	SR16C	3	P	A	0.57		0.57		N

Department of Human Services  
Positions Filled from July 1, 2013 to November 30, 2017

Table E

<u>Prog ID</u>	<u>Sub-Org</u>	<u>Effective Date</u> <u>Position Filled</u>	<u>Position Number</u>	<u>Position Title</u>	<u>Exempt (Y/N)</u>	<u>SR Level</u>	<u>BU Code</u>	<u>T/P</u>	<u>MOF</u>	<u>Budgeted FTE</u>	<u>Budgeted Salary</u>	<u>Actual FTE</u>	<u>Actual Salary</u>	<u>Occupied by 89 Day Hire (Y/N)</u>
HMS236	LC	06/01/16	22855	ELIGIBILITY WKR III	N	SR16C	3	P	N	0.43		0.43		N
HMS236	LC	06/01/16	43805	SELF-SUFF/SUPP SVCS SPCLT III	N	SR20I	13	P	A	0.50		0.50		N
HMS236	LC	06/01/16	43805	SELF-SUFF/SUPP SVCS SPCLT III	N	SR20I	13	P	N	0.50		0.50		N
HMS301	SA	06/01/16	13236	SOCIAL WORKER IV	N	SR22C	13	P	A	0.60		0.60		N
HMS301	SA	06/01/16	13236	SOCIAL WORKER IV	N	SR22C	13	P	N	0.40		0.40		N
HMS601	TA	06/01/16	4089	CHILD/ADLT PROTV SVCS SUPV I	N	SR25J	23	P	A	1.00		1.00		N
HMS802	GA	06/01/16	8733	SECRETARY II	N	SR14C	3	P	A	0.34		0.34		N
HMS802	GA	06/01/16	8733	SECRETARY II	N	SR14C	3	P	N	0.66		0.66		N
HMS903	FA	06/01/16	38361	INVESTIGATOR IV	N	SR22J	13	P	A	0.53		0.53		Y
HMS903	FA	06/01/16	38361	INVESTIGATOR IV	N	SR22J	13	P	N	0.47		0.47		Y
HMS904	AA	06/01/16	42084	PROGRAM BUDGET ANALYST IV	N	SR22C	13	P	A	1.00		0.50		N
HMS802	GA	06/02/16	32649	VOCATIONAL REHAB SPCLT III	N	SR20K	13	P	A	0.32		0.16		N
HMS802	GA	06/02/16	32649	VOCATIONAL REHAB SPCLT III	N	SR20K	13	P	N	0.68		0.34		N
HMS301	SA	06/06/16	31453	CHILD/ADULT PROTETV SVCS SPCLT	N	SR23E	13	P	A	0.60		0.60		N
HMS301	SA	06/06/16	31453	CHILD/ADULT PROTETV SVCS SPCLT	N	SR23E	13	P	N	0.40		0.40		N
HMS301	SA	06/06/16	37200	SOCIAL WORKER V	N	SR24L	13	P	A	0.60		0.60		N
HMS301	SA	06/06/16	37200	SOCIAL WORKER V	N	SR24L	13	P	N	0.40		0.40		N
HMS301	SA	06/06/16	39944	CHILD/ADULT PROTETV SVCS SPCLT	N	SR23E	13	P	A	0.60		0.60		Y
HMS301	SA	06/06/16	39944	CHILD/ADULT PROTETV SVCS SPCLT	N	SR23E	13	P	N	0.40		0.40		Y
HMS236	LC	06/16/16	4681	ELIGIBILITY WKR III	N	SR16K	3	P	A	0.57		0.57		N
HMS236	LC	06/16/16	4681	ELIGIBILITY WKR III	N	SR16K	3	P	N	0.43		0.43		N
HMS236	LC	06/16/16	11915	ELIGIBILITY WKR III	N	SR16M	3	P	A	0.57		0.57		N
HMS236	LC	06/16/16	11915	ELIGIBILITY WKR III	N	SR16M	3	P	N	0.43		0.43		N
HMS236	LC	06/16/16	28088	ELIGIBILITY WKR III	N	SR16G	3	P	A	0.57		0.57		N
HMS236	LC	06/16/16	28088	ELIGIBILITY WKR III	N	SR16G	3	P	N	0.43		0.43		N
HMS236	LC	06/16/16	34725	OFFICE ASSISTANT III	N	SR08B	3	P	A	0.57		0.57		N
HMS236	LC	06/16/16	34725	OFFICE ASSISTANT III	N	SR08B	3	P	N	0.43		0.43		N
HMS902	IA	06/16/16	47503	ELIGIBILITY WKR I	N	SR12D	3	P	A	0.50		0.50		N
HMS902	IA	06/16/16	47503	ELIGIBILITY WKR I	N	SR12D	3	P	N	0.50		0.50		N
HMS236	LC	06/20/16	26392	OFFICE ASSISTANT III	N	SR08E	3	P	A	0.57		0.57		Y
HMS236	LC	06/20/16	26392	OFFICE ASSISTANT III	N	SR08E	3	P	N	0.43		0.43		Y
HMS236	LC	06/21/16	28051	ELIGIBILITY WKR III	N	SR16J	3	P	A	0.57		0.57		N

Department of Human Services  
Positions Filled from July 1, 2013 to November 30, 2017

Table E

<u>Prog ID</u>	<u>Sub-Org</u>	<u>Effective Date</u>	<u>Position Number</u>	<u>Position Title</u>	<u>Exempt (Y/N)</u>	<u>SR Level</u>	<u>BU Code</u>	<u>T/P</u>	<u>MOF</u>	<u>Budgeted FTE</u>	<u>Budgeted Salary</u>	<u>Actual FTE</u>	<u>Actual Salary</u>	<u>Occupied by 89 Day Hire (Y/N)</u>
HMS236	LC	06/21/16	28051	ELIGIBILITY WKR III	N	SR16J	3	P	N	0.43		0.43		N
HMS301	SA	06/21/16	34215	CHILD/ADLT PROTV SVCS SUPV I	N	SR25J	23	P	A	0.60		0.60		Y
HMS301	SA	06/21/16	34215	CHILD/ADLT PROTV SVCS SUPV I	N	SR25J	23	P	N	0.40		0.40		Y
HMS902	IA	06/27/16	103052	SECRETARY I	N	SR12A	3	P	A	0.50		0.50		N
HMS902	IA	06/27/16	103052	SECRETARY I	N	SR12A	3	P	N	0.50		0.50		N
HMS229	HA	07/01/16	6182	SECRETARY III	N	SR16J	63	P	N	1.00		1.00		Y
HMS229	HA	07/01/16	10887	ENGINEER V	N	SR26D	23	P	N	1.00		1.00		N
HMS236	LC	07/01/16	17690	ELIGIBILITY WKR III	N	SR16D	3	P	A	0.57		0.57		N
HMS236	LC	07/01/16	17690	ELIGIBILITY WKR III	N	SR16D	3	P	N	0.43		0.43		N
HMS236	LC	07/01/16	22152	ELIGIBILITY WKR I	N	SR12B	3	P	A	0.57		0.57		N
HMS236	LC	07/01/16	22152	ELIGIBILITY WKR I	N	SR12B	3	P	N	0.43		0.43		N
HMS236	LC	07/01/16	24181	ELIGIBILITY WKR III	N	SR16D	3	P	A	0.57		0.57		N
HMS236	LC	07/01/16	24181	ELIGIBILITY WKR III	N	SR16D	3	P	N	0.43		0.43		N
HMS236	LC	07/01/16	118662	SOCIAL SERVICE ASSISTANT IV	N	11B	3	P	A	0.50		0.50		N
HMS236	LC	07/01/16	118662	SOCIAL SERVICE ASSISTANT IV	N	SR11B	3	P	N	0.50		0.50		N
HMS902	IA	07/01/16	100519	HOME & FAMILY ACCESS PRGM MGR	Y	SRNA	13	T	A	0.50		0.50		N
HMS902	IA	07/01/16	100519	HOME & FAMILY ACCESS PRGM MGR	Y	SRNA	13	T	N	0.50		0.50		N
HMS903	FA	07/01/16	29836	INVESTIGATOR VI	N	SR26C	93	P	A	0.53		0.53		N
HMS903	FA	07/01/16	29836	INVESTIGATOR VI	N	SR26C	93	P	N	0.47		0.47		N
HMS904	AA	07/01/16	5073	SECRETARY III	N	SR16H	63	P	A	1.00		1.00		N
HMS904	AA	07/01/16	19376	PERSONNEL MGMT SPECIALIST III	N	SR20G	73	P	A	1.00		1.00		N
HMS238	GB	07/05/16	24451	OFFICE ASSISTANT III	N	SR08D	3	P	N	1.00		1.00		N
HMS236	LC	07/07/16	14136	ELIGIBILITY WKR III	N	SR16C	3	P	A	0.57		0.57		N
HMS236	LC	07/07/16	14136	ELIGIBILITY WKR III	N	SR16C	3	P	N	0.43		0.43		N
HMS220	RH	07/18/16	41483	CARPENTER I	N	BC09A	1	P	N	1.00		1.00		N
HMS236	LC	07/18/16	6392	ELIGIBILITY WKR III	N	SR16E	3	P	A	0.57		0.57		N
HMS236	LC	07/18/16	6392	ELIGIBILITY WKR III	N	SR16E	3	P	N	0.43		0.43		N
HMS236	LC	07/18/16	7704	ELIGIBILITY WKR III	N	SR16I	3	P	A	0.57		0.57		N
HMS236	LC	07/18/16	7704	ELIGIBILITY WKR III	N	SR16I	3	P	N	0.43		0.43		N
HMS236	LC	07/18/16	7715	ELIGIBILITY WKR I	N	SR12A	3	P	A	0.57		0.57		N
HMS236	LC	07/18/16	7715	ELIGIBILITY WKR I	N	SR12A	3	P	N	0.43		0.43		N
HMS236	LC	07/18/16	28077	ELIGIBILITY WKR II	N	SR14B	3	P	A	0.57		0.57		N

Department of Human Services  
Positions Filled from July 1, 2013 to November 30, 2017

Table E

<u>Prog ID</u>	<u>Sub-Org</u>	<u>Effective Date</u>	<u>Position Number</u>	<u>Position Title</u>	<u>Exempt (Y/N)</u>	<u>SR Level</u>	<u>BU Code</u>	<u>T/P</u>	<u>MOF</u>	<u>Budgeted FTE</u>	<u>Budgeted Salary</u>	<u>Actual FTE</u>	<u>Actual Salary</u>	<u>Occupied by 89 Day Hire (Y/N)</u>
HMS236	LC	07/18/16	28077	ELIGIBILITY WKR II	N	SR14B	3	P	N	0.43		0.43		N
HMS236	LC	07/18/16	34717	ELIGIBILITY WKR III	N	SR16G	3	P	A	0.57		0.57		N
HMS236	LC	07/18/16	34717	ELIGIBILITY WKR III	N	SR16G	3	P	N	0.43		0.43		N
HMS238	GB	07/18/16	24446	DISABILITY CLAIMS SPCLT IV	N	SR22D	13	P	N	1.00		1.00		N
HMS301	SA	07/18/16	1756	CHILD/ADULT PROTETV SVCS SPCLT	N	SR23E	13	P	A	0.60		0.60		N
HMS301	SA	07/18/16	1756	CHILD/ADULT PROTETV SVCS SPCLT	N	SR23E	13	P	N	0.40		0.40		N
HMS501	YA	07/18/16	43702	CHLDRN & YOUTH PRGM DEV OFFCR	N	EM03	35	P	A	1.00		1.00		N
HMS802	GA	07/18/16	15821	VOCATIONAL REHAB SPCLT I	N	SR16C	13	P	A	0.33		0.33		N
HMS802	GA	07/18/16	15821	VOCATIONAL REHAB SPCLT I	N	SR16C	13	P	N	0.67		0.67		N
HMS902	IA	07/18/16	47482	ELIGIBILITY WKR II	N	SR14B	3	P	A	0.50		0.50		N
HMS902	IA	07/18/16	47482	ELIGIBILITY WKR II	N	SR14B	3	P	N	0.50		0.50		N
HMS902	IA	07/18/16	51827	OFFICE ASSISTANT III	N	SR08B	3	P	A	0.50		0.50		N
HMS902	IA	07/18/16	51827	OFFICE ASSISTANT III	N	SR08B	3	P	N	0.50		0.50		N
HMS902	IA	07/18/16	121291	GENERAL PROFESSIONAL IV	N	22	13	P	A	0.50		0.50		N
HMS902	IA	07/18/16	121291	GENERAL PROFESSIONAL IV	N	22	13	P	N	0.50		0.50		N
HMS904	AA	07/18/16	16862	PRE AUDIT CLERK I	N	SR11I	3	P	A	1.00		1.00		N
HMS301	SA	07/25/16	35691	CHILD/ADULT PROTETV SVCS SPCLT	N	SR23E	13	P	A	0.60		0.60		N
HMS301	SA	07/25/16	35691	CHILD/ADULT PROTETV SVCS SPCLT	N	SR23E	13	P	N	0.40		0.40		N
HMS236	LC	08/01/16	1700	ELIGIBILITY WKR I	N	SR12A	3	P	A	0.57		0.57		N
HMS236	LC	08/01/16	1700	ELIGIBILITY WKR I	N	SR12A	3	P	N	0.43		0.43		N
HMS236	LC	08/01/16	27444	ELIGIBILITY WKR III	N	SR16E	3	P	A	0.57		0.57		N
HMS236	LC	08/01/16	27444	ELIGIBILITY WKR III	N	SR16E	3	P	N	0.43		0.43		N
HMS301	SA	08/01/16	19412	CHILD/ADULT PROTETV SVCS SPCLT	N	SR23E	13	P	A	0.60		0.60		Y
HMS301	SA	08/01/16	19412	CHILD/ADULT PROTETV SVCS SPCLT	N	SR23E	13	P	N	0.40		0.40		Y
HMS301	SA	08/01/16	36414	SOCIAL WORKER V	N	SR24C	23	P	A	0.60		0.60		N
HMS301	SA	08/01/16	36414	SOCIAL WORKER V	N	SR24C	23	P	N	0.40		0.40		N
HMS301	SA	08/01/16	39883	STAFF SERVICES ASST I	N	SR14D	3	P	A	0.60		0.60		N
HMS301	SA	08/01/16	39883	STAFF SERVICES ASST I	N	SR14D	3	P	N	0.40		0.40		N
HMS503	YB	08/01/16	31615	LIVESTOCK HERDER	N	F103L2	2	P	A	1.00		1.00		N
HMS503	YB	08/01/16	34360	PERSONNEL CLERK III	N	SR09A	63	P	A	1.00		1.00		N
HMS902	IA	08/01/16	37406	MED-QUEST ADMINISTRATOR	Y	EM08	35	P	A	0.50		0.50		N
HMS902	IA	08/01/16	37406	MED-QUEST ADMINISTRATOR	Y	EM08	35	P	N	0.50		0.50		N

Department of Human Services  
Positions Filled from July 1, 2013 to November 30, 2017

Table E

Prog ID	Sub-Org	Effective Date	Position Number	Position Title	Exempt (Y/N)	SR Level	BU Code	T/P	MOF	Budgeted FTE	Budgeted Salary	Actual FTE	Actual Salary	Occupied by 89 Day Hire (Y/N)
HMS902	IA	08/02/16	108908	HLTH CARE SVCS BR ADMR	Y	SRNA	13	T	A	0.50		0.50		N
HMS902	IA	08/02/16	108908	HLTH CARE SVCS BR ADMR	Y	SRNA	13	T	N	0.50		0.50		N
HMS220	RH	08/08/16	17665	PUBLIC HOUSING SUPERVISOR V	N	SR24D	23	P	N	1.00		1.00		N
HMS222	RA	08/08/16	119192	HSING QUAL STND INSPECTOR II	N	15	3	T	A	1.00		1.00		N
HMS229	HA	08/08/16	107934	HOUSING PLANNER	Y	SRNA	13	T	N	1.00		1.00		N
HMS236	LC	08/08/16	25015	OFFICE ASSISTANT III	N	SR08A	3	P	A	0.57		0.57		N
HMS236	LC	08/08/16	25015	OFFICE ASSISTANT III	N	SR08A	3	P	N	0.43		0.43		N
HMS236	LC	08/08/16	28237	SECRETARY I	N	SR12J	3	P	A	0.57		0.57		N
HMS236	LC	08/08/16	28237	SECRETARY I	N	SR12J	3	P	N	0.43		0.43		N
HMS902	IA	08/08/16	40967	SECRETARY I	N	SR12E	3	P	A	0.50		0.50		N
HMS902	IA	08/08/16	40967	SECRETARY I	N	SR12E	3	P	N	0.50		0.50		N
HMS902	IA	08/08/16	51822	SECRETARY I	N	SR12A	3	P	A	0.50		0.50		N
HMS902	IA	08/08/16	51822	SECRETARY I	N	SR12A	3	P	N	0.50		0.50		N
HMS902	IA	08/15/16	103048	ACCOUNTANT IV	N	SR22M	13	P	A	0.50		0.50		N
HMS902	IA	08/15/16	103048	ACCOUNTANT IV	N	SR22M	13	P	N	0.50		0.50		N
HMS220	RH	08/16/16	6171	ACCOUNT CLERK II	N	SR08A	3	P	N	1.00		1.00		N
HMS220	RH	08/16/16	10372	PUBLIC HOUSING SUPERVISOR V	N	SR24J	23	P	W	1.00		1.00		N
HMS220	RH	08/16/16	41067	PAINTER I	N	BC09A	1	P	N	1.00		1.00		N
HMS236	LC	08/16/16	1691	ELIGIBILITY WKR III	N	SR16I	3	P	A	0.57		0.57		N
HMS236	LC	08/16/16	1691	ELIGIBILITY WKR III	N	SR16I	3	P	N	0.43		0.43		N
HMS301	SA	08/16/16	4549	SECRETARY I	N	SR12F	3	P	A	0.60		0.60		N
HMS301	SA	08/16/16	4549	SECRETARY I	N	SR12F	3	P	N	0.40		0.40		N
HMS301	SA	08/16/16	26768	HUMAN SVCS PROF III	N	SR20C	13	P	A	0.60		0.60		N
HMS301	SA	08/16/16	26768	HUMAN SVCS PROF III	N	SR20C	13	P	N	0.40		0.40		N
HMS802	GA	08/16/16	15293	ORIENTATION & MOBILITY THRPS III	N	SR20L	13	P	A	0.33		0.33		N
HMS802	GA	08/16/16	15293	ORIENTATION & MOBILITY THRPS III	N	SR20L	13	P	N	0.67		0.67		N
HMS902	IA	08/16/16	112344	ELIGIBILITY WKR I	N	SR12B	3	P	A	0.50		0.50		N
HMS902	IA	08/16/16	112344	ELIGIBILITY WKR I	N	SR12B	3	P	N	0.50		0.50		N
HMS301	SA	08/22/16	34077	CHILD/ADULT PROTETV SVCS SPCLT	N	SR23F	13	P	A	0.60		0.60		Y
HMS301	SA	08/22/16	34077	CHILD/ADULT PROTETV SVCS SPCLT	N	SR23F	13	P	N	0.40		0.40		Y
HMS220	RH	08/23/16	5640	BUILDING MAINTENANCE WORKER I	N	SRNA	1	P	N	1.00		1.00		N
HMS904	AA	08/23/16	29900	OFFICE ASSISTANT III	N	SR08D	3	P	A	1.00		1.00		N

Department of Human Services  
Positions Filled from July 1, 2013 to November 30, 2017

Table E

<u>Prog ID</u>	<u>Sub-Org</u>	<u>Effective Date</u>	<u>Position Number</u>	<u>Position Title</u>	<u>Exempt (Y/N)</u>	<u>SR Level</u>	<u>BU Code</u>	<u>T/P</u>	<u>MOF</u>	<u>Budgeted FTE</u>	<u>Budgeted Salary</u>	<u>Actual FTE</u>	<u>Actual Salary</u>	<u>Occupied by 89 Day Hire (Y/N)</u>
HMS220	RH	08/24/16	10933	BUILDING MAINTENANCE WORKER I	N	BC09A	1	P	N	1.00		1.00		N
HMS229	HA	08/26/16	8848	BUILDING MAINTENANCE HELPER	N	BC05A	1	P	N	1.00		1.00		N
HMS220	RH	09/01/16	8758	GENERAL LABORER I	N	BC02A	1	P	N	1.00		1.00		N
HMS220	RH	09/01/16	10379	GENERAL LABORER I	N	BC02A	1	P	N	1.00		1.00		N
HMS224	HS	09/01/16	121965	HOMELESS PRGMS BR ADMR	N	SRNA	73	P	A	1.00		1.00		N
HMS236	LC	09/01/16	43803	PROFESSIONAL TRAINEE I	N	SR16C	13	P	A	0.50		0.50		N
HMS236	LC	09/01/16	43803	PROFESSIONAL TRAINEE I	N	SR16C	13	P	N	0.50		0.50		N
HMS301	SA	09/01/16	37613	CHILD/ADLT PROTV SVCS SUPV I	N	SR25I	23	P	A	0.60		0.60		N
HMS301	SA	09/01/16	37613	CHILD/ADLT PROTV SVCS SUPV I	N	SR25I	23	P	N	0.40		0.40		N
HMS301	SA	09/01/16	41103	CHILD/ADLT PROTV SVCS SUPVR II	N	SR27L	23	P	A	0.60		0.60		N
HMS301	SA	09/01/16	41103	CHILD/ADLT PROTV SVCS SUPVR II	N	SR27L	23	P	N	0.40		0.40		N
HMS301	SA	09/01/16	42338	SOCIAL SERVICE ASSISTANT IV	N	SR11F	3	P	A	0.60		0.60		N
HMS301	SA	09/01/16	42338	SOCIAL SERVICE ASSISTANT IV	N	SR11F	3	P	N	0.40		0.40		N
HMS301	SA	09/01/16	44706	CHILD/ADLT PROTV SVCS SUPV I	N	SR25C	23	P	A	0.60		0.60		N
HMS301	SA	09/01/16	44706	CHILD/ADLT PROTV SVCS SUPV I	N	SR25C	23	P	N	0.40		0.40		N
HMS903	FA	09/01/16	34034	ELIGIBILITY WKR IV	N	SR18J	3	P	A	0.53		0.53		N
HMS903	FA	09/01/16	34034	ELIGIBILITY WKR IV	N	SR18J	3	P	N	0.47		0.47		N
HMS903	FA	09/01/16	42438	ELIGIBILITY PROGRAM SPCLT IV	N	SR22L	13	P	A	0.53		0.53		N
HMS903	FA	09/01/16	42438	ELIGIBILITY PROGRAM SPCLT IV	N	SR22L	13	P	N	0.47		0.47		N
HMS904	AA	09/01/16	100128	DIR	Y	SRNA	0	P	A	1.00		1.00		N
HMS904	AA	09/01/16	100225	DDIR	Y	SRNA	0	P	A	1.00		1.00		N
HMS904	AA	09/01/16	118570	SOCIAL SERVICE AID III	N	SR09D	3	P	A	0.65		0.65		N
HMS904	AA	09/01/16	118570	SOCIAL SERVICE AID III	N	SR09D	3	P	N	0.35		0.35		N
HMS904	AA	09/01/16	121540	ADMIN ASSIST ON HOMELESSNESS	Y	SR12	3	T	A	1.00		1.00		N
HMS503	YB	09/04/16	117910	YOUTH CORRECTIONS SUPERVISOR	N	CO0802	20	P	A	1.00		1.00		N
HMS236	LC	09/06/16	34712	ELIGIBILITY WKR III	N	SR16D	3	P	A	0.57		0.57		N
HMS236	LC	09/06/16	34712	ELIGIBILITY WKR III	N	SR16D	3	P	N	0.43		0.43		N
HMS301	SA	09/06/16	39767	SOCIAL SERVICE ASSISTANT IV	N	SR11F	3	P	A	0.60		0.60		N
HMS301	SA	09/06/16	39767	SOCIAL SERVICE ASSISTANT IV	N	SR11F	3	P	N	0.40		0.40		N
HMS601	TA	09/06/16	46754	SECRETARY I	N	SR12H	3	P	A	1.00		1.00		N
HMS236	LC	09/07/16	44186	SECRETARY I	N	SR12E	3	P	A	0.57		0.57		N
HMS236	LC	09/07/16	44186	SECRETARY I	N	SR12E	3	P	N	0.43		0.43		N

Department of Human Services  
Positions Filled from July 1, 2013 to November 30, 2017

Table E

Prog ID	Sub-Org	Effective Date	Position Number	Position Title	Exempt (Y/N)	SR Level	BU Code	T/P	MOF	Budgeted FTE	Budgeted Salary	Actual FTE	Actual Salary	Occupied by 89 Day Hire (Y/N)
HMS236	LC	09/07/16	120844	OFFICE ASSISTANT III	N	SR08A	3	P	A	0.57		0.57		N
HMS236	LC	09/07/16	120844	OFFICE ASSISTANT III	N	SR08A	3	P	N	0.43		0.43		N
HMS301	SA	09/07/16	42336	SOCIAL SERVICE ASSISTANT IV	N	SR11D	3	P	A	0.60		0.60		N
HMS301	SA	09/07/16	42336	SOCIAL SERVICE ASSISTANT IV	N	SR11D	3	P	N	0.40		0.40		N
HMS301	SA	09/12/16	117500	SOCIAL SERVICE AID III	N	SR09B	3	P	A	0.60		0.60		N
HMS301	SA	09/12/16	117500	SOCIAL SERVICE AID III	N	SR09B	3	P	N	0.40		0.40		N
HMS503	YB	09/12/16	117906	PERSONNEL MGMT SPECIALIST III	N	SR20C	73	P	A	1.00		1.00		N
HMS220	RH	09/16/16	8919	GENERAL LABORER I	N	SRNA	1	P	N	1.00		1.00		N
HMS904	AA	09/16/16	26462	ACCOUNTANT IV	N	SR22J	13	P	A	1.00		1.00		N
HMS220	RH	09/19/16	46195	SOCIAL SERVICE ASSISTANT IV	N	SR11J	3	P	N	1.00		1.00		N
HMS220	RH	09/20/16	121889	ACCOUNT CLERK II	N	SR08	3	P	N	1.00		1.00		N
HMS220	RH	10/03/16	41066	GENERAL LABORER II	N	BC03A	1	P	W	1.00		1.00		N
HMS229	HA	10/03/16	6790	PLUMBER HELPER	N	BC05A	1	P	N	1.00		1.00		N
HMS236	LC	10/03/16	27446	ELIGIBILITY WKR I	N	SR12A	3	P	A	0.57		0.57		N
HMS236	LC	10/03/16	27446	ELIGIBILITY WKR I	N	SR12A	3	P	N	0.43		0.43		N
HMS236	LC	10/03/16	42373	SELF-SUFF/SUPP SVCS SUPVR II	N	SR24K	23	P	A	0.50		0.50		N
HMS236	LC	10/03/16	42373	SELF-SUFF/SUPP SVCS SUPVR II	N	SR24K	23	P	N	0.50		0.50		N
HMS236	LC	10/03/16	46894	OFFICE ASSISTANT III	N	SR08E	3	P	A	0.50		0.50		N
HMS236	LC	10/03/16	46894	OFFICE ASSISTANT III	N	SR08E	3	P	N	0.50		0.50		N
HMS301	SA	10/03/16	110569	SOCIAL SERVICE AID III	N	SR09	3	P	A	0.60		0.60		N
HMS301	SA	10/03/16	110569	SOCIAL SERVICE AID III	N	SR09	3	P	N	0.40		0.40		N
HMS902	IA	10/03/16	119186	OFFICE ASSISTANT III	N	SR08E	3	P	A	0.50		0.50		N
HMS902	IA	10/03/16	119186	OFFICE ASSISTANT III	N	SR08E	3	P	N	0.50		0.50		N
HMS902	IA	10/03/16	121016	OFFICE ASSISTANT III	N	SR08A	3	P	A	0.50		0.50		N
HMS902	IA	10/03/16	121016	OFFICE ASSISTANT III	N	SR08A	3	P	N	0.50		0.50		N
HMS903	FA	10/03/16	35194	ELIGIBILITY WKR IV	N	SR18E	3	P	A	0.53		0.53		N
HMS903	FA	10/03/16	35194	ELIGIBILITY WKR IV	N	SR18 E	3	P	N	0.47		0.47		N
HMS301	SA	10/04/16	35725	OFFICE ASSISTANT III	N	SR08A	3	P	A	0.60		0.60		Y
HMS301	SA	10/04/16	35725	OFFICE ASSISTANT III	N	SR08A	3	P	N	0.40		0.40		Y
HMS236	LC	10/05/16	42178	SECRETARY I	N	SR12A	3	P	A	0.57		0.57		N
HMS236	LC	10/05/16	42178	SECRETARY I	N	SR12A	3	P	N	0.43		0.43		N
HMS902	IA	10/05/16	47472	ELIGIBILITY WKR III	N	SR16F	3	P	A	0.50		0.50		N



Department of Human Services  
Positions Filled from July 1, 2013 to November 30, 2017

Table E

Prog ID	Sub-Org	Effective Date	Position Number	Position Title	Exempt (Y/N)	SR Level	BU Code	T/P	MOF	Budgeted FTE	Budgeted Salary	Actual FTE	Actual Salary	Occupied by 89 Day Hire (Y/N)
HMS902	IA	10/05/16	47472	ELIGIBILITY WKR III	N	SR16F	3	P	N	0.50		0.50		N
HMS902	IA	10/05/16	51862	OFFICE ASSISTANT III	N	SR08B	3	P	A	0.50		0.50		N
HMS902	IA	10/05/16	51862	OFFICE ASSISTANT III	N	SR08B	3	P	N	0.50		0.50		N
HMS236	LC	10/10/16	32391	OFFICE ASSISTANT III	N	SR08I	3	P	A	0.57		0.57		N
HMS236	LC	10/10/16	32391	OFFICE ASSISTANT III	N	SR08I	3	P	N	0.43		0.43		N
HMS903	FA	10/10/16	32640	ELIGIBILITY PROGRAM SPCLT III	N	SR20D	13	P	A	0.57		0.57		N
HMS903	FA	10/10/16	32640	ELIGIBILITY PROGRAM SPCLT III	N	SR20D	13	P	N	0.43		0.43		N
HMS220	RH	10/17/16	6788	TRUCK DRIVER	N	BC06A	1	P	N	1.00		1.00		N
HMS236	LC	10/17/16	22521	ELIGIBILITY WKR III	N	SR16E	3	P	A	0.57		0.57		N
HMS236	LC	10/17/16	22521	ELIGIBILITY WKR III	N	SR16E	3	P	N	0.43		0.43		N
HMS236	LC	10/17/16	31448	OFFICE ASSISTANT III	N	SR08A	3	P	A	0.57		0.57		N
HMS236	LC	10/17/16	31448	OFFICE ASSISTANT III	N	SR08A	3	P	N	0.43		0.43		N
HMS302	DA	10/17/16	17625	HUMAN SVCS PROF III	N	SR20J	13	P	A	0.50		0.50		N
HMS302	DA	10/17/16	17625	HUMAN SVCS PROF III	N	SR20J	13	P	N	0.50		0.50		N
HMS501	YA	10/17/16	47413	PRE AUDIT CLERK I	N	SR11B	3	P	A	1.00		1.00		N
HMS902	IA	10/17/16	48973	MEDICALVASSISTANCE PRGM OFFCR	N	EM05	35	P	A	0.50		0.50		N
HMS902	IA	10/17/16	48973	MEDICALVASSISTANCE PRGM OFFCR	N	EM05	35	P	N	0.50		0.50		N
HMS902	IA	10/17/16	51847	ELIGIBILITY PROGRAM SPCLT III	N	SR20C	13	P	A	0.50		0.50		N
HMS902	IA	10/17/16	51847	ELIGIBILITY PROGRAM SPCLT III	N	SR20C	13	P	N	0.50		0.50		N
HMS301	SA	10/18/16	39423	SOCIAL SERVICE ASSISTANT IV	N	SR11A	3	P	A	0.60		0.60		N
HMS301	SA	10/18/16	39423	SOCIAL SERVICE ASSISTANT IV	N	SR11A	3	P	N	0.40		0.40		N
HMS904	AA	10/18/16	46389	PLANNER V	N	SR24L	13	P	A	0.75		0.75		N
HMS904	AA	10/18/16	46389	PLANNER V	N	SR24L	13	P	N	0.25		0.25		N
HMS229	HA	10/19/16	51784	OFFICE ASSISTANT III	N	SR08H	3	T	N	1.00		1.00		Y
HMS904	AA	10/19/16	1661	ACCOUNT CLERK III	N	SR11H	3	P	A	1.00		1.00		N
HMS238	GB	10/24/16	45066	PROFESSIONAL TRAINEE I	N	SR16C	13	P	N	1.00		1.00		N
HMS238	GB	10/24/16	51804	DISABILITY CLAIMS SPCLT II	N	SR18C	13	P	N	1.00		1.00		N
HMS229	HA	10/27/16	103020	CHIEF COMPLIANCE OFFICER	Y	SRNA	73	T	N	1.00		1.00		N
HMS236	LC	11/01/16	22843	ELIGIBILITY WKR II	N	SR14B	3	P	A	0.57		0.57		N
HMS236	LC	11/01/16	22843	ELIGIBILITY WKR II	N	SR14B	3	P	N	0.43		0.43		N
HMS236	LC	11/01/16	33133	ELIGIBILITY WKR III	N	SR16C	3	P	A	0.57		0.57		N
HMS236	LC	11/01/16	33133	ELIGIBILITY WKR III	N	SR16C	3	P	N	0.43		0.43		N

Department of Human Services  
Positions Filled from July 1, 2013 to November 30, 2017

Table E

Prog ID	Sub-Org	Effective Date Position Filled	Position Number	Position Title	Exempt (Y/N)	SR Level	BU Code	T/P	MOF	Budgeted FTE	Budgeted Salary	Actual FTE	Actual Salary	Occupied by 89 Day Hire (Y/N)
HMS236	LC	11/01/16	42961	ELIGIBILITY WKR III	N	SR16G	3	P	A	0.57		0.57		N
HMS236	LC	11/01/16	42961	ELIGIBILITY WKR III	N	SR16G	3	P	N	0.43		0.43		N
HMS301	SA	11/01/16	30692	CHILD/ADULT PROTETV SVCS SPCLT	N	SR23E	13	P	A	0.60		0.60		N
HMS301	SA	11/01/16	30692	CHILD/ADULT PROTETV SVCS SPCLT	N	SR23E	13	P	N	0.40		0.40		N
HMS301	SA	11/01/16	46380	ELIGIBILITY WKR III	N	SR16I	3	P	A	0.60		0.60		N
HMS301	SA	11/01/16	46380	ELIGIBILITY WORKER III	N	SR16I	3	P	N	0.40		0.40		N
HMS301	SA	11/01/16	118534	SOCIAL SERVICE AID II	N	SR07B	3	P	N	1.00		1.00		N
HMS301	SA	11/01/16	118587	SOCIAL SERVICE AID III	N	SR09J	3	P	N	1.00		1.00		N
HMS601	TA	11/01/16	30543	OFFICE ASSISTANT III	N	SR08A	3	P	A	1.00		1.00		N
HMS802	GA	11/01/16	120668	OFFICE ASSISTANT III	N	SR08A	3	T	A	0.33		0.33		N
HMS802	GA	11/01/16	120668	OFFICE ASSISTANT III	N	SR08A	3	T	N	0.67		0.67		N
HMS802	GA	11/01/16	120698	VOCATIONAL REHAB SPCLT II	N	18C	13	P	A	0.33		0.33		N
HMS802	GA	11/01/16	120698	VACATIONAL REHAB SPCLT II	N	18C	13	P	N	0.67		0.67		N
HMS904	AA	11/01/16	28233	OFFICE ASSISTANT IV	N	SR10I	3	P	A	0.65		0.65		N
HMS904	AA	11/01/16	28233	OFFICE ASSISTANT IV	N	SR10I	3	P	N	0.35		0.35		N
HMS904	AA	11/01/16	32019	PRE AUDIT CLERK I	N	SR11M	3	P	A	1.00		1.00		N
HMS904	AA	11/01/16	34020	ACCOUNT CLERK III	N	SR11B	3	P	A	1.00		1.00		N
HMS902	IA	11/02/16	18527	SECRETARY I	N	SR12A	3	P	A	0.50		0.50		N
HMS902	IA	11/02/16	18527	SECRETARY I	N	SR12A	3	P	N	0.50		0.50		N
HMS901	MA	11/03/16	40893	SOCIAL WORKER V	Y	SR24J	13	P	A	0.75		0.75		N
HMS901	MA	11/03/16	40893	SOCIAL WORKER V	Y	SR24J	13	P	N	0.25		0.25		N
HMS236	LC	11/07/16	45539	SECRETARY I	N	SR12G	3	P	A	0.50		0.50		N
HMS236	LC	11/07/16	45539	SECRETARY I	N	SR12G	3	P	N	0.50		0.50		N
HMS301	SA	11/07/16	46367	SOCIAL SERVICE ASSISTANT IV	N	SR11H	3	P	A	0.60		0.60		N
HMS301	SA	11/07/16	46367	SOCIAL SERVICE ASSISTANT IV	N	SR11	3	P	N	0.40		0.40		N
HMS301	SA	11/09/16	17390	HUMAN SVCS PROF IV	N	SR22C	13	P	A	0.60		0.60		N
HMS301	SA	11/09/16	17390	HUMAN SVCS PROF IV	N	SR22C	13	P	N	0.40		0.40		N
HMS301	SA	11/14/16	17695	CHILD/ADULT PROTETV SVCS SPCLT	N	SR23D	13	P	A	0.60		0.60		Y
HMS301	SA	11/14/16	17695	CHILD/ADULT PROTETV SVCS SPCLT	N	SR23D	13	P	N	0.40		0.40		Y
HMS301	SA	11/14/16	17698	SECRETARY I	N	SR12K	3	P	A	0.60		0.60		N
HMS301	SA	11/14/16	17698	SECRETARY I	N	SR12K	3	P	N	0.40		0.40		N
HMS301	SA	11/14/16	34114	SOCIAL SERVICE AID III	N	SR09D	3	P	A	0.60		0.60		N

Department of Human Services  
Positions Filled from July 1, 2013 to November 30, 2017

Table E

Prog ID	Sub-Org	Effective Date	Position Number	Position Title	Exempt (Y/N)	SR Level	BU Code	T/P	MOF	Budgeted FTE	Budgeted Salary	Actual FTE	Actual Salary	Occupied by 89 Day Hire (Y/N)
HMS301	SA	11/14/16	34114	SOCIAL SERVICE AID III	N	SR09D	3	P	N	0.40		0.40		N
HMS222	RA	11/16/16	28995	PUBLIC HSING SPCLT I	N	SR16	13	T	A	1.00		1.00		N
HMS222	RA	11/16/16	119198	HSING QUAL STND INSPECTOR II	N	SR15	3	T	A	1.00		1.00		N
HMS236	LC	11/16/16	1675	ELIGIBILITY WKR I	N	SR12B	3	P	A	0.57		0.57		N
HMS236	LC	11/16/16	1675	ELIGIBILITY WKR I	N	SR12B	3	P	N	0.43		0.43		N
HMS236	LC	11/16/16	5081	SECRETARY I	N	SR12A	3	P	A	0.57		0.57		N
HMS236	LC	11/16/16	5081	SECRETARY I	N	SR12A	3	P	N	0.43		0.43		N
HMS301	SA	11/16/16	118616	HUMAN SVCS PROF V	N	SR24L	13	P	A	0.60		0.60		N
HMS301	SA	11/16/16	118616	HUMAN SVCS PROF V	N	SR24L	13	P	N	0.40		0.40		N
HMS302	DA	11/16/16	118062	OFFICE ASSISTANT III	N	SR08A	3	P	A	0.50		0.50		N
HMS302	DA	11/16/16	118062	OFFICE ASSISTANT III	N	SR08A	3	P	N	0.50		0.50		N
HMS901	MA	11/16/16	24830	HUMAN SVCS PROF IV	N	SR22H	13	P	A	0.75		0.75		N
HMS901	MA	11/16/16	24830	HUMAN SVCS PROF IV	N	SR22H	13	P	N	0.25		0.25		N
HMS902	IA	11/16/16	48674	ELIGIBILITY PROGRAM SPCLT V	N	SR24C	13	P	A	0.50		0.50		N
HMS902	IA	11/16/16	48674	ELIGIBILITY PROGRAM SPCLT V	N	SR24C	13	P	N	0.50		0.50		N
HMS902	IA	11/16/16	100407	SOCIAL WORKER V	N	SR24L	23	P	A	0.50		0.50		N
HMS902	IA	11/16/16	100407	SOCIAL WORKER V	N	SR24L	23	P	N	0.50		0.50		N
HMS902	IA	11/16/16	103026	HEALTH COV MGMT BRANCH ADMR	Y	SRNA	93	T	A	0.50		0.50		N
HMS902	IA	11/16/16	103026	HEALTH COV MGMT BRANCH ADMR	Y	SRNA	93	T	N	0.50		0.50		N
HMS904	AA	11/16/16	2464	PRGM & BUDGET ANALYSIS MGR I	N	EM05	35	P	A	1.00		1.00		N
HMS301	SA	11/21/16	118581	HUMAN SVCS PROF IV	N	SR22E	13	P	N	1.00		1.00		N
HMS904	AA	11/25/16	121837	HOMELESS ASSISTANT	Y	NA	73	T	A	1.00		1.00		N
HMS236	LC	11/28/16	24773	ELIGIBILITY WKR I	N	SR12B	3	P	A	0.57		0.57		N
HMS236	LC	11/28/16	24773	ELIGIBILITY WKR I	N	SR12B	3	P	N	0.43		0.43		N
HMS501	YA	11/28/16	121187	OFFICE ASSISTANT III	N	8	0	P	A	1.00		1.00		N
HMS902	IA	11/28/16	100502	OFFICE ASSISTANT III	N	SR08A	3	P	A	0.50		0.50		N
HMS902	IA	11/28/16	100502	OFFICE ASSISTANT III	N	SR08A	3	P	N	0.50		0.50		N
HMS236	LC	12/01/16	1743	SECRETARY I	N	SR12F	3	P	A	0.57		0.57		N
HMS236	LC	12/01/16	1743	SECRETARY I	N	SR12F	3	P	N	0.43		0.43		N
HMS236	LC	12/01/16	17684	ELIGIBILITY WKR III	N	SR16K	3	P	A	0.57		0.57		N
HMS236	LC	12/01/16	17684	ELIGIBILITY WKR III	N	SR16K	3	P	N	0.43		0.43		N
HMS902	IA	12/01/16	41085	ELIGIBILITY WKR II	N	SR14B	3	P	A	0.50		0.50		N

Department of Human Services  
Positions Filled from July 1, 2013 to November 30, 2017

Table E

Prog ID	Sub-Org	Effective Date	Position Number	Position Title	Exempt (Y/N)	SR Level	BU Code	T/P	MOF	Budgeted FTE	Budgeted Salary	Actual FTE	Actual Salary	Occupied by 89 Day Hire (Y/N)
HMS902	IA	12/01/16	41085	ELIGIBILITY WKR II	N	SR14B	3	P	N	0.50		0.50		N
HMS902	IA	12/01/16	41629	ELIGIBILITY WKR I	N	SR12A	3	P	A	0.50		0.50		N
HMS902	IA	12/01/16	41629	ELIGIBILITY WKR I	N	SR12A	3	P	N	0.50		0.50		N
HMS236	LC	12/01/16	43791	PROFESSIONAL TRAINEE II	N	SR18C	13	P	A	0.50		0.50		N
HMS236	LC	12/01/16	43791	PROFESSIONAL TRAINEE II	N	SR18C	13	P	N	0.50		0.50		N
HMS301	SA	12/01/16	44562	SOCIAL SERVICE AID III	N	SR09A	63	P	A	0.60		0.60		Y
HMS301	SA	12/01/16	44562	SOCIAL SERVICE AID III	N	SR09A	63	P	N	0.40		0.40		Y
HMS902	IA	12/01/16	51826	OFFICE ASSISTANT III	N	SR08D	3	P	A	0.50		0.50		N
HMS902	IA	12/01/16	51826	OFFICE ASSISTANT III	N	SR08D	3	P	N	0.50		0.50		N
HMS902	IA	12/01/16	51835	SECRETARY I	N	SR12B	3	P	A	0.50		0.50		N
HMS902	IA	12/01/16	51835	SECRETARY I	N	SR12B	3	P	N	0.50		0.50		N
HMS904	AA	12/01/16	117103	OFFICE ASSISTANT III	N	SR08A	63	T	A	1.00		1.00		N
HMS236	LC	12/06/16	27449	ELIGIBILITY WKR III	N	SR16B	3	P	A	0.57		0.57		N
HMS236	LC	12/06/16	27449	ELIGIBILITY WKR III	N	SR16B	3	P	N	0.43		0.43		N
HMS236	LC	12/07/16	34717	ELIGIBILITY WKR III	N	SR16G	3	P	A	0.57		0.57		N
HMS236	LC	12/07/16	34717	ELIGIBILITY WKR III	N	SR16G	3	P	N	0.43		0.43		N
HMS236	LC	12/12/16	28331	ELIGIBILITY WKR III	N	SR16C	3	P	A	0.57		0.57		N
HMS236	LC	12/12/16	28331	ELIGIBILITY WKR III	N	SR16C	3	P	N	0.43		0.43		N
HMS236	LC	12/12/16	32647	ELIGIBILITY WKR I	N	SR12B	3	P	A	0.57		0.57		N
HMS236	LC	12/12/16	32647	ELIGIBILITY WKR I	N	SR12B	3	P	N	0.43		0.43		N
HMS222	RA	12/13/16	28655	OFFICE ASSISTANT III	N	SR08	3	P	A	1.00		1.00		Y
HMS229	HA	12/15/16	6248	PUBLIC HOUSING SUPERVISOR IV	N	SR22I	23	P	N	1.00		1.00		N
HMS236	LC	12/16/16	28085	ELIGIBILITY WKR III	N	SR16J	3	P	A	0.57		0.57		N
HMS236	LC	12/16/16	28085	ELIGIBILITY WKR III	N	SR16J	3	P	N	0.43		0.43		N
HMS236	LC	12/16/16	34715	ELIGIBILITY WKR I	N	SR12A	3	P	A	0.57		0.57		N
HMS236	LC	12/16/16	34715	ELIGIBILITY WKR I	N	SR12A	3	P	N	0.43		0.43		N
HMS901	MA	12/16/16	43559	CHILD/ADULT PROTETV SVCS SPCLT	Y	SR23	13	P	A	0.60		0.60		N
HMS901	MA	12/16/16	43559	CHILD/ADULT PROTETV SVCS SPCLT	Y	SR23	13	P	N	0.40		0.40		N
HMS902	IA	12/16/16	111376	OFFICE ASSISTANT IV	N	SR10B	3	P	A	0.50		0.50		N
HMS902	IA	12/16/16	111376	OFFICE ASSISTANT IV	N	SR10B	3	P	N	0.50		0.50		N
HMS224	HS	12/16/16	121155	PROGRAM SPECIALIST V	N	SR24C	13	P	A	1.00		1.00		N
HMS301	SA	12/19/16	36696	CHILD/ADLT PROTV SVCS SUPV I	N	SR25H	23	P	A	0.60		0.60		N

Department of Human Services  
Positions Filled from July 1, 2013 to November 30, 2017

Table E

Prog ID	Sub-Org	Effective Date	Position Number	Position Title	Exempt (Y/N)	SR Level	BU Code	T/P	MOF	Budgeted FTE	Budgeted Salary	Actual FTE	Actual Salary	Occupied by 89 Day Hire (Y/N)
HMS301	SA	12/19/16	36696	CHILD/ADLT PROTV SVCS SUPV I	N	SR25H	23	P	N	0.40		0.40		N
HMS236	LC	12/19/16	46877	SELF-SUFF/SUPP SVCS SUPVR II	N	SR24I	23	P	A	0.50		0.50		N
HMS236	LC	12/19/16	46877	SELF-SUFF/SUPP SVCS SUPVR II	N	SR24I	23	P	N	0.50		0.50		N
HMS802	GA	12/19/16	120699	EMPLOYMENT SERVICE SPCLT III	N	20C	13	P	A	0.33		0.33		N
HMS802	GA	12/19/16	120699	EMPLOYMENT SERVICE SPCLT III	N	20C	13	P	N	0.67		0.67		N
HMS301	SA	12/20/16	34215	CHILD/ADLT PROTV SVCS SUPV I	N	SR25J	23	P	A	0.60		0.60		Y
HMS301	SA	12/20/16	34215	CHILD/ADLT PROTV SVCS SUPV I	N	SR25J	23	P	N	0.40		0.40		Y
HMS301	SA	12/20/16	38103	CHILD/ADULT PROTETV SVCS SPCLT	N	SR23H	13	P	A	0.60		0.60		Y
HMS301	SA	12/20/16	38103	CHILD/ADULT PROTETV SVCS SPCLT	N	SR23H	13	P	N	0.40		0.40		Y
HMS301	SA	12/20/16	42339	SOCIAL SERVICE ASSISTANT IV	N	SR11J	3	P	A	0.60		0.60		N
HMS301	SA	12/20/16	42339	SOCIAL SERVICE ASSISTANT IV	N	SR11J	3	P	N	0.40		0.40		N
HMS902	IA	12/20/16	48668	ELIGIBILITY WKR III	N	SR16B	3	P	A	0.50		0.50		N
HMS902	IA	12/20/16	48668	ELIGIBILITY WKR III	N	SR16B	3	P	N	0.50		0.50		N
HMS301	SA	12/22/16	35725	OFFICE ASSISTANT III	N	SR08A	3	P	A	0.60		0.60		N
HMS301	SA	12/22/16	35725	OFFICE ASSISTANT III	N	SR08A	3	P	N	0.40		0.40		N
HMS301	SA	12/23/16	17695	CHILD/ADULT PROTETV SVCS SPCLT	N	SR23D	13	P	A	0.60		0.60		N
HMS301	SA	12/23/16	17695	CHILD/ADULT PROTETV SVCS SPCLT	N	SR23D	13	P	N	0.40		0.40		N
HMS301	SA	12/23/16	117504	SOCIAL SERVICE AID III	N	SR09A	3	P	A	0.60		0.60		Y
HMS301	SA	12/23/16	117504	SOCIAL SERVICE AID III	N	SR09A	3	P	N	0.40		0.40		Y
HMS904	AA	12/27/16	17574	PERSONNEL MGMT SPECIALIST IV	N	SR22D	73	P	A	1.00		1.00		N
HMS236	LC	12/27/16	34902	OFFICE ASSISTANT III	N	SR08B	3	P	A	0.57		0.57		N
HMS236	LC	12/27/16	34902	OFFICE ASSISTANT III	N	SR08B	3	P	N	0.43		0.43		N
HMS902	IA	12/27/16	48646	ELIGIBILITY WKR I	N	SR12B	3	P	A	0.50		0.50		N
HMS902	IA	12/27/16	48646	ELIGIBILITY WKR I	N	SR12B	3	P	N	0.50		0.50		N
HMS229	HA	12/27/16	119285	PUBLIC HOUSING SUPERVISOR III	N	SR20C	13	T	N	1.00		1.00		Y
HMS302	DA	12/28/16	47419	HUMAN SVCS PROF III	N	SR20G	13	P	A	0.50		0.50		N
HMS302	DA	12/28/16	47419	HUMAN SVCS PROF III	N	SR20I	13	P	N	0.50		0.50		N
HMS236	LC	01/03/17	4887	SECRETARY I	N	SR12C	3	P	A	0.57		0.57		N
HMS236	LC	01/03/17	4887	SECRETARY I	N	SR12C	3	P	N	0.43		0.43		N
HMS236	LC	01/03/17	11915	ELIGIBILITY WKR III	N	SR16M	3	P	A	0.57		0.57		N
HMS236	LC	01/03/17	11915	ELIGIBILITY WKR III	N	SR16M	3	P	N	0.43		0.43		N
HMS301	SA	01/03/17	27193	HUMAN SERVICES PROF V	N	SR24	13	P	A	0.60		0.60		N

Department of Human Services  
Positions Filled from July 1, 2013 to November 30, 2017

Table E

<u>Prog ID</u>	<u>Sub-Org</u>	<u>Effective Date</u> <u>Position Filled</u>	<u>Position Number</u>	<u>Position Title</u>	<u>Exempt (Y/N)</u>	<u>SR Level</u>	<u>BU Code</u>	<u>T/P</u>	<u>MOF</u>	<u>Budgeted FTE</u>	<u>Budgeted Salary</u>	<u>Actual FTE</u>	<u>Actual Salary</u>	<u>Occupied by 89 Day Hire (Y/N)</u>
HMS301	SA	01/03/17	27193	HUMAN SERVICES PROF V	N	SR24	13	P	N	0.40		0.40		N
HMS236	LC	01/03/17	28099	OFFICE ASSISTANT III	N	SR08A	3	P	A	0.57		0.57		N
HMS236	LC	01/03/17	28099	OFFICE ASSISTANT III	N	SR08A	3	P	N	0.43		0.43		N
HMS301	SA	01/03/17	35703	SOCIAL SERVICE AID III	N	SR09	3	P	A	0.60		0.60		N
HMS301	SA	01/03/17	35703	SOCIAL SERVICE AID III	N	SR09	3	P	N	0.40		0.40		N
HMS236	LC	01/03/17	42179	SECRETARY I	N	SR12I	3	P	A	0.57		0.57		N
HMS236	LC	01/03/17	42179	SECRETARY I	N	SR12I	3	P	N	0.43		0.43		N
HMS236	LC	01/03/17	46871	SELF-SUFF/SUPP SVCS SUPVR III	N	SR26H	23	P	A	0.50		0.50		N
HMS236	LC	01/03/17	46871	SELF-SUFF/SUPP SVCS SUPVR III	N	SR26H	23	P	N	0.50		0.50		N
HMS236	LC	01/03/17	46885	SELF-SUFF/SUPP SVCS SPCLT III	N	SR20K	13	P	A	0.50		0.50		N
HMS236	LC	01/03/17	46885	SELF-SUFF/SUPP SVCS SPCLT III	N	SR20K	13	P	N	0.50		0.50		N
HMS902	IA	01/03/17	48648	SECRETARY I	N	SR12C	3	P	A	0.50		0.50		N
HMS902	IA	01/03/17	48648	SECRETARY I	N	SR12C	3	P	N	0.50		0.50		N
HMS902	IA	01/03/17	48722	OFFICE ASSISTANT III	N	SR08C	3	P	A	0.50		0.50		N
HMS902	IA	01/03/17	48722	OFFICE ASSISTANT III	N	SR08C	3	P	N	0.50		0.50		N
HMS902	IA	01/03/17	51821	OFFICE ASSISTANT III	N	SR08B	3	P	A	0.50		0.50		N
HMS902	IA	01/03/17	51821	OFFICE ASSISTANT III	N	SR08B	3	P	N	0.50		0.50		N
HMS301	SA	01/03/17	118537	SOCIAL WORKER IV	N	SR22C	13	P	N	1.00		1.00		N
HMS902	IA	01/03/17	119188	OFFICE ASSISTANT III	N	SR08A	3	P	A	0.50		0.50		N
HMS902	IA	01/03/17	119188	OFFICE ASSISTANT III	N	SR08A	3	P	N	0.50		0.50		N
HMS902	IA	01/03/17	120829	OFFICE ASSISTANT III	N	SR08A	3	P	A	0.50		0.50		N
HMS902	IA	01/03/17	120829	OFFICE ASSISTANT III	N	SR08A	3	P	N	0.50		0.50		N
HMS902	IA	01/03/17	121015	OFFICE ASSISTANT III	N	SR08A	3	P	A	0.50		0.50		N
HMS902	IA	01/03/17	121015	OFFICE ASSISTANT III	N	SR08A	3	P	N	0.50		0.50		N
HMS601	TA	01/03/17	121774	CHILD/ADULT PROTETV SVCS SPCLT	N	23	13	P	A	0.50		0.50		N
HMS601	TA	01/03/17	121774	CHILD/ADULT PROTETV SVCS SPCLT	N	23	13	P	N	0.50		0.50		N
HMS601	TA	01/03/17	121776	SOCIAL SERVICE AID III	N	9	3	P	A	0.48		0.48		N
HMS601	TA	01/03/17	121776	SOCIAL SERVICE AID III	N	9	3	P	N	0.52		0.52		N
HMS503	YB	01/04/17	6005	PERSONNEL CLERK III	N	SR09A	63	P	A	1.00		1.00		N
HMS222	RA	01/04/17	28655	OFFICE ASSISTANT III	N	SR08	3	P	A	1.00		1.00		Y
HMS220	RH	01/09/17	5639	GENERAL LABORER II	N	BC03A	1	P	N	1.00		1.00		N
HMS236	LC	01/09/17	22149	ELIGIBILITY WKR I	N	SR12A	3	P	A	0.57		0.57		N

Department of Human Services  
Positions Filled from July 1, 2013 to November 30, 2017

Table E

<u>Prog ID</u>	<u>Sub-Org</u>	<u>Effective Date</u> <u>Position Filled</u>	<u>Position Number</u>	<u>Position Title</u>	<u>Exempt (Y/N)</u>	<u>SR Level</u>	<u>BU Code</u>	<u>T/P</u>	<u>MOF</u>	<u>Budgeted FTE</u>	<u>Budgeted Salary</u>	<u>Actual FTE</u>	<u>Actual Salary</u>	<u>Occupied by 89 Day Hire (Y/N)</u>
HMS236	LC	01/09/17	22149	ELIGIBILITY WKR I	N	SR12A	3	P	N	0.43		0.43		N
HMS229	HA	01/09/17	30111	PERSONNEL MGMT SPECIALIST III	N	SR20C	73	P	N	1.00		1.00		N
HMS902	IA	01/09/17	100457	ACCOUNTANT III	N	SR20E	13	P	A	0.50		0.50		N
HMS902	IA	01/09/17	100457	ACCOUNTANT III	N	SR20E	13	P	N	0.50		0.50		N
HMS301	SA	01/09/17	117504	SOCIAL SERVICE AID III	N	SR09A	3	P	A	0.60		0.60		N
HMS301	SA	01/09/17	117504	SOCIAL SERVICE AID III	N	SR09A	3	P	N	0.40		0.40		N
HMS902	IA	01/10/17	121014	OFFICE ASSISTANT III	N	SR08A	3	P	A	0.50		0.50		N
HMS902	IA	01/10/17	121014	OFFICE ASSISTANT III	N	SR08A	3	P	N	0.50		0.50		N
HMS904	AA	01/11/17	34005	PROGRAM BUDGET ANALYST V	N	SR24L	93	P	A	1.00		1.00		N
HMS301	SA	01/11/17	118592	SOCIAL WORKER IV	N	SR22C	13	P	A	0.60		0.60		N
HMS301	SA	01/11/17	118592	SOCIAL WORKER IV	N	SR22C	13	P	N	0.40		0.40		N
HMS236	LC	01/17/17	1656	ELIGIBILITY WKR V	N	SR20D	4	P	A	0.58		0.58		N
HMS236	LC	01/17/17	1656	ELIGIBILITY WKR V	N	SR20D	4	P	N	0.42		0.42		N
HMS802	GA	01/17/17	1758	VOCATIONAL REHAB SPCLT V	N	SR24E	23	P	A	0.34		0.34		N
HMS802	GA	01/17/17	1758	VOCATIONAL REHAB SPCLT V	N	SR24E	23	P	N	0.66		0.66		N
HMS236	LC	01/17/17	22148	ELIGIBILITY WKR V	N	SR20B	4	P	A	0.57		0.57		N
HMS236	LC	01/17/17	22148	ELIGIBILITY WKR V	N	SR20B	4	P	N	0.43		0.43		N
HMS236	LC	01/17/17	24968	ELIGIBILITY WKR III	N	SR16L	3	P	A	0.57		0.57		N
HMS236	LC	01/17/17	24968	ELIGIBILITY WKR III	N	SR16L	3	P	N	0.43		0.43		N
HMS236	LC	01/17/17	26808	OFFICE ASSISTANT III	N	SR08B	3	P	A	0.57		0.57		N
HMS236	LC	01/17/17	26808	OFFICE ASSISTANT III	N	SR08B	3	P	N	0.43		0.43		N
HMS301	SA	01/17/17	46327	OFFICE ASSISTANT III	N	SR08B	3	P	A	0.60		0.60		Y
HMS301	SA	01/17/17	46327	OFFICE ASSISTANT III	N	SR08B	3	P	N	0.40		0.40		Y
HMS902	IA	01/17/17	51858	OFFICE ASSISTANT III	N	SR08D	3	P	A	0.50		0.50		N
HMS902	IA	01/17/17	51858	OFFICE ASSISTANT III	N	SR08D	3	P	N	0.50		0.50		N
HMS301	SA	01/17/17	118588	SOCIAL SERVICE AID III	N	SR09A	63	P	N	1.00		1.00		N
HMS802	GA	01/17/17	118813	REHAB TEACHER FOR BLIND III	N	SR20C	13	P	A	0.33		0.33		N
HMS802	GA	01/17/17	118813	REHAB TEACHER FOR BLIND III	N	SR20C	13	P	N	0.67		0.67		N
HMS229	HA	01/18/17	9648	PUBLIC HOUSING SPECIALIST II	N	SR18H	13	P	N	1.00		1.00		N
HMS236	LC	01/18/17	23325	ELIGIBILITY WKR V	N	SR20K	4	P	A	0.57		0.57		N
HMS236	LC	01/18/17	23325	ELIGIBILITY WKR V	N	SR20K	4	P	N	0.43		0.43		N
HMS301	SA	01/18/17	46359	SOCIAL SERVICE ASSISTANT IV	N	SR11J	3	P	A	0.60		0.60		Y

Department of Human Services  
Positions Filled from July 1, 2013 to November 30, 2017

Table E

Prog ID	Sub-Org	Effective Date	Position Number	Position Title	Exempt (Y/N)	SR Level	BU Code	T/P	MOF	Budgeted FTE	Budgeted Salary	Actual FTE	Actual Salary	Occupied by 89 Day Hire (Y/N)
HMS301	SA	01/18/17	46359	SOCIAL SERVICE ASSISTANT IV	N	SR11	3	P	N	0.40		0.40		Y
HMS902	IA	01/18/17	101590	SECRETARY I	N	SR12G	3	P	A	0.50		0.50		N
HMS902	IA	01/18/17	101590	SECRETARY I	N	SR12G	3	P	N	0.50		0.50		N
HMS236	LC	01/19/17	28274	ELIGIBILITY WKR II	N	SR14D	3	P	A	0.57		0.57		N
HMS236	LC	01/19/17	28274	ELIGIBILITY WKR II	N	SR14D	3	P	N	0.43		0.43		N
HMS904	AA	01/19/17	34890	COMPUTER OPERATOR III	N	SR17I	3	P	A	0.65		0.65		N
HMS904	AA	01/19/17	34890	COMPUTER OPERATOR III	N	SR17I	3	P	N	0.35		0.35		N
HMS236	LC	01/20/17	28122	ELIGIBILITY WKR III	N	SR16B	3	P	A	0.57		0.57		N
HMS236	LC	01/20/17	28122	ELIGIBILITY WKR III	N	SR16B	3	P	N	0.43		0.43		N
HMS236	LC	01/23/17	22164	ELIGIBILITY WKR III	N	SR16K	3	P	A	0.57		0.57		N
HMS236	LC	01/23/17	22164	ELIGIBILITY WKR III	N	SR16K	3	P	N	0.43		0.43		N
HMS236	LC	01/23/17	22844	ELIGIBILITY WKR III	N	SR16F	3	P	A	0.57		0.57		N
HMS236	LC	01/23/17	22844	ELIGIBILITY WKR III	N	SR16F	3	P	N	0.43		0.43		N
HMS224	HS	01/23/17	122023	PROGRAM SPECIALIST IV	N	22	13	P	A	1.00		1.00		N
HMS904	AA	01/25/17	1648	PRE AUDIT CLERK II	N	SR13D	3	P	A	1.00		1.00		N
HMS238	GB	01/25/17	26811	DISABILITY CLAIMS SPCLT V	N	SR24L	23	P	N	1.00		1.00		N
HMS301	SA	01/31/17	38103	CHILD/ADULT PROTETV SVCS SPCLT	N	SR23H	13	P	A	0.60		0.60		Y
HMS301	SA	01/31/17	38103	CHILD/ADULT PROTETV SVCS SPCLT	N	SR23H	13	P	N	0.40		0.40		Y
HMS903	FA	02/01/17	1702	INVESTIGATOR IV	N	SR22C	13	P	A	0.55		0.55		N
HMS903	FA	02/01/17	1702	INVESTIGATOR IV	N	SR22C	13	P	N	0.45		0.45		N
HMS301	SA	02/01/17	1715	CHILD/ADULT PROTETV SVCS SPCLT	N	SR23K	13	P	N	1.00		1.00		N
HMS236	LC	02/01/17	13234	SECRETARY I	N	SR12B	3	P	A	0.57		0.57		N
HMS236	LC	02/01/17	13234	SECRETARY I	N	SR12B	3	P	N	0.43		0.43		N
HMS802	GA	02/01/17	15816	SECRETARY I	N	SR12B	3	P	A	0.33		0.33		N
HMS802	GA	02/01/17	15816	SECRETARY I	N	SR12B	3	P	N	0.67		0.67		N
HMS301	SA	02/01/17	17693	SOCIAL WORKER IV	N	SR22C	13	P	A	0.60		0.60		N
HMS301	SA	02/01/17	17693	SOCIAL WORKER IV	N	SR22C	13	P	N	0.40		0.40		N
HMS236	LC	02/01/17	28058	ELIGIBILITY WKR II	N	SR14B	3	P	A	0.57		0.57		N
HMS236	LC	02/01/17	28058	ELIGIBILITY WKR II	N	SR14B	3	P	N	0.43		0.43		N
HMS902	IA	02/01/17	31514	RECREATIONAL THERAPIST IV	N	SR22C	13	P	A	0.50		0.50		N
HMS902	IA	02/01/17	31514	RECREATIONAL THERAPIST IV	N	SR22C	13	P	N	0.50		0.50		N
HMS236	LC	02/01/17	36865	ELIGIBILITY WKR III	N	SR16F	3	P	A	0.57		0.57		N



Department of Human Services  
Positions Filled from July 1, 2013 to November 30, 2017

Table E

<u>Prog ID</u>	<u>Sub-Org</u>	<u>Effective Date</u>	<u>Position Number</u>	<u>Position Title</u>	<u>Exempt (Y/N)</u>	<u>SR Level</u>	<u>BU Code</u>	<u>T/P</u>	<u>MOF</u>	<u>Budgeted FTE</u>	<u>Budgeted Salary</u>	<u>Actual FTE</u>	<u>Actual Salary</u>	<u>Occupied by 89 Day Hire (Y/N)</u>
HMS236	LC	02/01/17	36865	ELIGIBILITY WKR III	N	SR16F	3	P	N	0.43		0.43		N
HMS903	FA	02/01/17	42968	ELIGIBILITY PROGRAM SPCLT IV	N	SR22I	13	P	A	0.57		0.57		N
HMS903	FA	02/01/17	42968	ELIGIBILITY PROGRAM SPCLT IV	N	SR22I	13	P	N	0.43		0.43		N
HMS220	RH	02/01/17	121153	ELECTRICIAN	N	BC10	1	P	N	1.00		1.00		N
HMS601	TA	02/02/17	40708	CHILD/ADULT PROTETV SVCS SPCLT	N	SR23G	13	P	A	1.00		1.00		N
HMS301	SA	02/04/17	34215	CHILD/ADLT PROTV SVCS SUPV I	N	SR25J	23	P	A	0.60		0.60		Y
HMS301	SA	02/04/17	34215	CHILD/ADLT PROTV SVCS SUPV I	N	SR25J	23	P	N	0.40		0.40		Y
HMS220	RH	02/06/17	14976	BUILDING MAINTENANCE WORKER II	N	SRNA	1	P	N	1.00		1.00		N
HMS236	LC	02/06/17	24737	ELIGIBILITY WKR III	N	SR16F	3	P	A	0.57		0.57		N
HMS236	LC	02/06/17	24737	ELIGIBILITY WKR III	N	SR16F	3	P	N	0.43		0.43		N
HMS236	LC	02/06/17	32973	ELIGIBILITY WKR III	N	SR16C	3	P	A	0.57		0.57		N
HMS236	LC	02/06/17	32973	ELIGIBILITY WKR III	N	SR16C	3	P	N	0.43		0.43		N
HMS229	HA	02/06/17	111874	RESIDENT SVCS PRGM SPCLT	Y	SRNA	13	T	N	1.00		1.00		N
HMS301	SA	02/06/17	117492	SOCIAL SERVICE AID III	N	SR09	3	P	A	0.60		0.60		N
HMS301	SA	02/06/17	117492	SOCIAL SERVICE AID III	N	SR09	3	P	N	0.40		0.40		N
HMS301	SA	02/09/17	26707	SOCIAL WORKER III	N	SR20C	13	P	A	0.60		0.60		N
HMS301	SA	02/09/17	26707	SOCIAL WORKER III	N	SR20C	13	P	N	0.40		0.40		N
HMS903	FA	02/10/17	38361	INVESTIGATOR IV	N	SR22J	13	P	A	0.53		0.53		N
HMS903	FA	02/10/17	38361	INVESTIGATOR IV	N	SR22J	13	P	N	0.47		0.47		N
HMS229	HA	02/13/17	10380	GENERAL LABORER I	N	BC02A	1	P	N	1.00		1.00		N
HMS229	HA	02/13/17	103030	PROG SPCLT & TENANT SVCS	Y	SRNA	13	T	N	1.00		1.00		N
HMS222	RA	02/13/17	111419	OFFICE ASSISTANT IV	N	10	3	P	A	1.00		1.00		N
HMS229	HA	02/16/17	5854	ACCOUNTANT III	N	SR20C	13	P	W	1.00		1.00		N
HMS902	IA	02/16/17	8492	CONTRACTS SPCLT (MED-QUEST)	N	SR22G	13	P	A	0.50		0.50		N
HMS902	IA	02/16/17	8492	CONTRACTS SPCLT (MED-QUEST)	N	SR22G	13	P	N	0.50		0.50		N
HMS501	YA	02/16/17	34341	CHILDREN & YUTH PRGM SPCLT V	N	SR24C	13	P	A	1.00		1.00		N
HMS902	IA	02/16/17	121010	OFFICE ASSISTANT III	N	SR08A	3	P	A	0.50		0.50		N
HMS902	IA	02/16/17	121010	OFFICE ASSISTANT III	N	SR08A	3	P	N	0.50		0.50		N
HMS302	DA	02/16/17	122075	SOCIAL WORKER V	N	24	23	P	A	0.55		0.55		N
HMS302	DA	02/16/17	122075	SOCIAL WORKER V	N	24	23	P	N	0.45		0.45		N
HMS220	RH	02/21/17	5853	PUBLIC HOUSING SUPERVISOR V	N	SR24K	23	P	N	1.00		1.00		N
HMS301	SA	02/21/17	38103	CHILD/ADULT PROTETV SVCS SPCLT	N	SR23H	13	P	A	0.60		0.60		N

Department of Human Services  
Positions Filled from July 1, 2013 to November 30, 2017

Table E

<u>Prog ID</u>	<u>Sub-Org</u>	<u>Effective Date</u>	<u>Position Number</u>	<u>Position Title</u>	<u>Exempt (Y/N)</u>	<u>SR Level</u>	<u>BU Code</u>	<u>T/P</u>	<u>MOF</u>	<u>Budgeted FTE</u>	<u>Budgeted Salary</u>	<u>Actual FTE</u>	<u>Actual Salary</u>	<u>Occupied by 89 Day Hire (Y/N)</u>
HMS301	SA	02/21/17	38103	CHILD/ADULT PROTETV SVCS SPCLT	N	SR23H	13	P	N	0.40		0.40		N
HMS220	RH	02/21/17	41539	SOCIAL SERVICE ASSISTANT IV	N	SR11H	3	P	N	1.00		1.00		N
HMS301	SA	02/21/17	46376	SOCIAL SERVICE AID III	N	SR09A	63	P	A	0.60		0.60		N
HMS301	SA	02/21/17	46376	SOCIAL SERVICE AID III	N	SR09	3	P	N	0.40		0.40		N
HMS229	HA	02/22/17	41534	GENERAL LABORER I	N	BC02A	1	P	N	1.00		1.00		N
HMS229	HA	02/22/17	121147	ACCOUNTANT III	N	SR20	13	P	W	1.00		1.00		N
HMS904	AA	02/24/17	42083	PROGRAM BUDGET ANALYST IV	N	SR22J	13	P	A	1.00		1.00		N
HMS222	RA	02/28/17	28655	OFFICE ASSISTANT III	N	SR08	3	P	A	1.00		1.00		Y
HMS229	HA	03/01/17	10333	GENERAL LABORER I	N	BC02A	1	P	N	1.00		1.00		N
HMS301	SA	03/01/17	12161	SOCIAL SERVICE ASSISTANT IV	N	SR11F	3	P	A	0.60		0.60		N
HMS301	SA	03/01/17	12161	SOCIAL SERVICE ASSISTANT IV	N	SR11F	3	P	N	0.40		0.40		N
HMS901	MA	03/01/17	24435	SOCIAL WORKER IV	N	SR22H	13	P	A	0.75		0.75		N
HMS901	MA	03/01/17	24435	SOCIAL WORKER IV	N	SR22H	13	P	N	0.25		0.25		N
HMS236	LC	03/01/17	28208	OFFICE ASSISTANT III	N	SR08A	3	P	A	0.57		0.57		N
HMS236	LC	03/01/17	28208	OFFICE ASSISTANT III	N	SR08A	3	P	N	0.43		0.43		N
HMS903	FA	03/01/17	34022	INVESTIGATOR V	N	SR24I	93	P	A	0.53		0.53		N
HMS903	FA	03/01/17	34022	INVESTIGATOR V	N	SR24I	93	P	N	0.47		0.47		N
HMS902	IA	03/01/17	35690	OFFICE ASSISTANT III	N	SR08A	3	P	A	0.50		0.50		N
HMS902	IA	03/01/17	35690	OFFICE ASSISTANT III	N	SR08A	3	P	N	0.50		0.50		N
HMS904	AA	03/01/17	37686	COMPUTER OPERATOR II	N	SR15L	3	P	A	0.65		0.65		N
HMS904	AA	03/01/17	37686	COMPUTER OPERATOR II	N	SR15L	3	P	N	0.35		0.35		N
HMS301	SA	03/01/17	44840	SOCIAL WORKER V	N	SR24J	23	P	A	0.60		0.60		N
HMS301	SA	03/01/17	44840	SOCIAL WORKER V	N	SR24J	23	P	N	0.40		0.40		N
HMS904	AA	03/01/17	100049	PRIVATE SECRETARY II	Y	SR22B	63	P	A	1.00		1.00		N
HMS229	HA	03/01/17	106430	PROJECT ENGINEER	Y	SRNA	13	T	N	1.00		1.00		N
HMS503	YB	03/01/17	117903	INVESTIGATOR IV	N	SR22D	13	P	A	1.00		1.00		N
HMS222	RA	03/01/17	119190	HSING QUAL STNDS INSPECTOR I	N	13	3	T	A	1.00		1.00		N
HMS222	RA	03/01/17	119192	HSING QUAL STND INSPECTOR II	N	15	3	T	A	1.00		1.00		N
HMS904	AA	03/01/17	121837	HOMELESS ASSISTANT	Y	NA	73	T	A	1.00		1.00		N
HMS904	AA	03/01/17	122232	GENERAL PROFESSIONAL V	N	24	13	P	A	0.80		0.80		N
HMS904	AA	03/01/17	122232	GENERAL PROFESSIONAL V	N	24	13	P	N	0.20		0.20		N
HMS236	LC	03/03/17	35516	OFFICE ASSISTANT III	N	SR08B	3	P	A	0.57		0.57		N

Department of Human Services  
Positions Filled from July 1, 2013 to November 30, 2017

Table E

<u>Prog ID</u>	<u>Sub-Org</u>	<u>Effective Date</u>	<u>Position Number</u>	<u>Position Title</u>	<u>Exempt (Y/N)</u>	<u>SR Level</u>	<u>BU Code</u>	<u>T/P</u>	<u>MOF</u>	<u>Budgeted FTE</u>	<u>Budgeted Salary</u>	<u>Actual FTE</u>	<u>Actual Salary</u>	<u>Occupied by 89 Day Hire (Y/N)</u>
HMS236	LC	03/03/17	35516	OFFICE ASSISTANT III	N	SR08B	3	P	N	0.43		0.43		N
HMS802	GA	03/08/17	31347	SECRETARY I	N	SR12G	3	P	A	0.33		0.33		N
HMS802	GA	03/08/17	31347	SECRETARY I	N	SR12G	3	P	N	0.67		0.67		N
HMS236	LC	03/09/17	31189	ELIGIBILITY WKR III	N	SR16L	3	P	A	0.57		0.57		N
HMS236	LC	03/09/17	31189	ELIGIBILITY WKR III	N	SR16L	3	P	N	0.43		0.43		N
HMS220	RH	03/13/17	5642	BUILDING MAINTENANCE HELPER	N	BC05A	1	P	N	1.00		1.00		N
HMS301	SA	03/13/17	19960	CHILD/ADULT PROTETV SVCS SPCLT	N	SR23H	13	P	A	0.60		0.60		Y
HMS301	SA	03/13/17	19960	CHILD/ADULT PROTETV SVCS SPCLT	N	SR23H	13	P	N	0.40		0.40		Y
HMS236	LC	03/13/17	32644	ELIGIBILITY WKR I	N	SR12B	3	P	A	0.57		0.57		N
HMS236	LC	03/13/17	32644	ELIGIBILITY WKR I	N	SR12B	3	P	N	0.43		0.43		N
HMS222	RA	03/14/17	28655	OFFICE ASSISTANT III	N	SR08	3	P	A	1.00		1.00		Y
HMS236	LC	03/16/17	5583	OFFICE ASSISTANT III	N	SR08K	3	P	A	0.57		0.57		N
HMS236	LC	03/16/17	5583	OFFICE ASSISTANT III	N	SR08K	3	P	N	0.43		0.43		N
HMS236	LC	03/16/17	22165	ELIGIBILITY WKR II	N	SR14B	3	P	A	0.57		0.57		N
HMS236	LC	03/16/17	22165	ELIGIBILITY WKR II	N	SR14B	3	P	N	0.43		0.43		N
HMS601	TA	03/16/17	22287	SOCIAL SERVICE ASSISTANT IV	N	SR11E	3	P	A	1.00		1.00		N
HMS802	GA	03/16/17	22391	VOCATIONAL REHAB SPCLT V	N	SR24I	13	P	A	0.33		0.33		N
HMS802	GA	03/16/17	22391	VOCATIONAL REHAB SPCLT V	N	SR24I	13	P	N	0.67		0.67		N
HMS601	TA	03/16/17	26709	HUMAN SVCS PROF III	N	SR20K	13	P	A	1.00		1.00		N
HMS236	LC	03/16/17	28191	OFFICE ASSISTANT III	N	SR08A	3	P	A	0.57		0.57		N
HMS236	LC	03/16/17	28191	OFFICE ASSISTANT III	N	SR08A	3	P	N	0.43		0.43		N
HMS301	SA	03/16/17	39944	CHILD/ADULT PROTETV SVCS SPCLT	N	SR23E	13	P	A	0.60		0.60		N
HMS301	SA	03/16/17	39944	CHILD/ADULT PROTETV SVCS SPCLT	N	SR23E	13	P	N	0.40		0.40		N
HMS902	IA	03/16/17	40579	HEALTH CARE FINCG (TPL) ASST	N	SR15B	3	P	A	0.50		0.50		N
HMS902	IA	03/16/17	40579	HEALTH CARE FINCG (TPL) ASST	N	SR15B	3	P	N	0.50		0.50		N
HMS903	FA	03/16/17	42438	ELIGIBILITY PROGRAM SPCLT IV	N	SR22L	13	P	A	0.53		0.53		N
HMS903	FA	03/16/17	42438	ELIGIBILITY PROGRAM SPCLT IV	N	SR22L	13	P	N	0.47		0.47		N
HMS902	IA	03/16/17	43331	ELIGIBILITY WKR I	N	SR12A	3	P	A	0.50		0.50		N
HMS902	IA	03/16/17	43331	ELIGIBILITY WKR I	N	SR12A	3	P	N	0.50		0.50		N
HMS902	IA	03/16/17	48671	ELIGIBILITY WKR II	N	SR14B	3	P	A	0.50		0.50		N
HMS902	IA	03/16/17	48671	ELIGIBILITY WKR II	N	SR14B	3	P	N	0.50		0.50		N
HMS229	HA	03/16/17	51784	OFFICE ASSISTANT III	N	SR08H	3	T	N	1.00		1.00		Y

Department of Human Services  
Positions Filled from July 1, 2013 to November 30, 2017

Table E

Prog ID	Sub-Org	Effective Date Position Filled	Position Number	Position Title	Exempt (Y/N)	SR Level	BU Code	T/P	MOF	Budgeted FTE	Budgeted Salary	Actual FTE	Actual Salary	Occupied by 89 Day Hire (Y/N)
HMS236	LC	03/20/17	24179	ELIGIBILITY WKR III	N	SR16H	3	P	A	0.57		0.57		N
HMS236	LC	03/20/17	24179	ELIGIBILITY WKR III	N	SR16H	3	P	N	0.43		0.43		N
HMS301	SA	03/21/17	34215	CHILD/ADLT PROTV SVCS SUPV I	N	SR25J	23	P	A	0.60		0.60		Y
HMS301	SA	03/21/17	34215	CHILD/ADLT PROTV SVCS SUPV I	N	SR25J	23	P	N	0.40		0.40		Y
HMS222	RA	03/22/17	42526	PUBLIC HOUSING SPECIALIST II	N	SR18	13	T	A	1.00		1.00		N
HMS236	LC	03/22/17	42672	OFFICE ASSISTANT III	N	SR08M	3	P	A	0.57		0.57		N
HMS236	LC	03/22/17	42672	OFFICE ASSISTANT III	N	SR08M	3	P	N	0.43		0.43		N
HMS236	LC	03/28/17	1664	ELIGIBILITY WKR I	N	SR12D	3	P	A	0.57		0.57		N
HMS236	LC	03/28/17	1664	ELIGIBILITY WKR I	N	SR12D	3	P	N	0.43		0.43		N
HMS236	LC	03/28/17	22142	ELIGIBILITY WKR II	N	SR14B	3	P	A	0.57		0.57		N
HMS236	LC	03/28/17	22142	ELIGIBILITY WKR II	N	SR14B	3	P	N	0.43		0.43		N
HMS236	LC	03/28/17	32642	ELIGIBILITY WKR III	N	SR16D	3	P	A	0.57		0.57		N
HMS236	LC	03/28/17	32642	ELIGIBILITY WKR III	N	SR16D	3	P	N	0.43		0.43		N
HMS301	SA	03/29/17	34398	SOCIAL WORKER IV	N	SR22C	13	P	A	0.60		0.60		N
HMS301	SA	03/29/17	34398	SOCIAL WORKER IV	N	SR22C	13	P	N	0.40		0.40		N
HMS229	HA	03/29/17	119285	PUBLIC HOUSING SUPERVISOR III	N	SR20C	13	T	N	1.00		1.00		Y
HMS229	HA	03/29/17	121989	CERTIFIED PUBLIC ACCOUNTANT	Y	SRNA	0	P	N	1.00		1.00		N
HMS902	IA	03/31/17	48726	ELIGIBILITY WKR III	N	SR16G	3	P	A	0.50		0.50		N
HMS902	IA	03/31/17	48726	ELIGIBILITY WKR III	N	SR16G	3	P	N	0.50		0.50		N
HMS222	RA	03/31/17	122051	PUBLIC HSING SPCLT II LEGFY17	N	SR18	13	P	A	1.00		1.00		N
HMS301	SA	04/03/17	3471	HUMAN SVCS PROF IV	N	SR22C	13	P	A	0.60		0.60		N
HMS301	SA	04/03/17	3471	HUMAN SVCS PROF IV	N	SR22C	13	P	N	0.40		0.40		N
HMS220	RH	04/03/17	4940	BUILDING MAINTENANCE WORKER II	N	SRNA	1	P	N	1.00		1.00		N
HMS904	AA	04/03/17	23579	ELIGIBILITY WKR V	N	SR20J	4	P	A	0.55		0.55		N
HMS904	AA	04/03/17	23579	ELIGIBILITY WKR V	N	SR20J	4	P	N	0.45		0.45		N
HMS236	LC	04/03/17	26802	OFFICE ASSISTANT III	N	SR08B	3	P	A	0.57		0.57		N
HMS236	LC	04/03/17	26802	OFFICE ASSISTANT III	N	SR08B	3	P	N	0.43		0.43		N
HMS802	GA	04/03/17	30550	VOCATIONAL REHAB SPCLT III	N	SR20C	13	P	A	0.33		0.33		N
HMS802	GA	04/03/17	30550	VOCATIONAL REHAB SPCLT III	N	SR20C	13	P	N	0.67		0.67		N
HMS301	SA	04/03/17	43243	CHILD/ADLT PROTV SVCS SUPV I	N	SR25L	23	P	A	0.60		0.60		N
HMS301	SA	04/03/17	43243	CHILD/ADLT PROTV SVCS SUPV I	N	SR25L	23	P	N	0.40		0.40		N
HMS302	DA	04/03/17	116854	SOCIAL WORKER V	N	SR24J	13	P	A	0.50		0.50		N

Department of Human Services  
Positions Filled from July 1, 2013 to November 30, 2017

Table E

<u>Prog ID</u>	<u>Sub-Org</u>	<u>Effective Date</u>	<u>Position Number</u>	<u>Position Title</u>	<u>Exempt (Y/N)</u>	<u>SR Level</u>	<u>BU Code</u>	<u>T/P</u>	<u>MOF</u>	<u>Budgeted FTE</u>	<u>Budgeted Salary</u>	<u>Actual FTE</u>	<u>Actual Salary</u>	<u>Occupied by 89 Day Hire (Y/N)</u>
HMS302	DA	04/03/17	116854	SOCIAL WORKER V	N	SR24J	13	P	N	0.50		0.50		N
HMS903	FA	04/03/17	120757	ELIGIBILITY PGM SPCLT IV	N	SR22	13	P	A	0.50		0.50		N
HMS903	FA	04/03/17	120757	ELIGIBILITY PGM SPCLT IV	N	SR22	13	P	N	0.50		0.50		N
HMS301	SA	04/10/17	1678	CHILD/ADULT PROTETV SVCS SPCLT	N	SR23F	13	P	A	0.60		0.60		N
HMS301	SA	04/10/17	1678	CHILD/ADULT PROTETV SVCS SPCLT	N	SR23F	13	P	N	0.40		0.40		N
HMS236	LC	04/10/17	17689	ELIGIBILITY WKR I	N	SR12B	3	P	A	0.57		0.57		N
HMS236	LC	04/10/17	17689	ELIGIBILITY WKR I	N	SR12B	3	P	N	0.43		0.43		N
HMS220	RH	04/17/17	6791	HOUSING BUILDING MTNCE WKR II	N	SRNA	1	P	N	1.00		1.00		N
HMS301	SA	04/17/17	37618	CHILD/ADULT PROTETV SVCS SPCLT	N	SR23C	13	P	A	0.60		0.60		N
HMS301	SA	04/17/17	37618	CHILD/ADULT PROTETV SVCS SPCLT	N	SR23C	13	P	N	0.40		0.40		N
HMS238	GB	04/17/17	48675	DISABILITY CLAIMS SPCLT IV	N	SR22F	13	P	N	1.00		1.00		N
HMS301	SA	04/17/17	108920	SOCIAL SERVICE AID III	N	SR09A	3	P	A	0.60		0.60		Y
HMS301	SA	04/17/17	108920	SOCIAL SERVICE AID III	N	SR09A	3	P	N	0.40		0.40		Y
HMS802	GA	04/18/17	14577	VOCATIONAL REHAB SPCLT IV	N	SR22H	13	P	A	0.34		0.34		N
HMS802	GA	04/18/17	14577	VOCATIONAL REHAB SPCLT IV	N	SR22H	13	P	N	0.66		0.66		N
HMS301	SA	04/18/17	46327	OFFICE ASSISTANT III	N	SR08B	3	P	A	0.60		0.60		Y
HMS301	SA	04/18/17	46327	OFFICE ASSISTANT III	N	SR08B	3	P	N	0.40		0.40		Y
HMS903	FA	04/19/17	34021	INVESTIGATOR IV	N	SR22G	13	P	A	0.53		0.53		N
HMS903	FA	04/19/17	34021	INVESTIGATOR IV	N	SR22G	13	P	N	0.47		0.47		N
HMS301	SA	04/19/17	46359	SOCIAL SERVICE ASSISTANT IV	N	SR11J	3	P	A	0.60		0.60		Y
HMS301	SA	04/19/17	46359	SOCIAL SERVICE ASSISTANT IV	N	SR11	3	P	N	0.40		0.40		Y
HMS301	SA	05/01/17	6579	CHILD/ADULT PROTETV SVCS SPCLT	N	SR23H	13	P	A	0.60		0.60		N
HMS301	SA	05/01/17	6579	CHILD/ADULT PROTETV SVCS SPCLT	N	SR23H	13	P	N	0.40		0.40		N
HMS220	RH	05/01/17	6635	BUILDING MAINTENANCE WORKER II	N	WS09A	1	P	N	1.00		1.00		N
HMS236	LC	05/01/17	24979	ELIGIBILITY WKR III	N	SR16E	3	P	A	0.57		0.57		N
HMS236	LC	05/01/17	24979	ELIGIBILITY WKR III	N	SR16E	3	P	N	0.43		0.43		N
HMS903	FA	05/01/17	121159	INVESTIGATOR IV	N	SR22	13	P	A	0.53		0.53		N
HMS903	FA	05/01/17	121159	INVESTIGATOR IV	N	SR22	13	P	N	0.47		0.47		N
HMS236	LC	05/01/17	121568	EW IV-QUAL MAINT WKR(QMA)-OAHU	N	SR18	0	P	A	0.57		0.57		N
HMS236	LC	05/01/17	121568	EW IV-QUAL MAINT WKR(QMA)-OAHU	N	SR18	0	P	N	0.43		0.43		N
HMS301	SA	05/02/17	118584	HUMAN SERVICES PROF IV	N	SR22C	13	P	A	0.60		0.60		N
HMS301	SA	05/02/17	118584	HUMAN SVCS PROF IV	N	SR22C	13	P	N	0.40		0.40		N

Department of Human Services  
Positions Filled from July 1, 2013 to November 30, 2017

Table E

<u>Prog ID</u>	<u>Sub-Org</u>	<u>Effective Date</u> <u>Position Filled</u>	<u>Position Number</u>	<u>Position Title</u>	<u>Exempt (Y/N)</u>	<u>SR Level</u>	<u>BU Code</u>	<u>T/P</u>	<u>MOF</u>	<u>Budgeted FTE</u>	<u>Budgeted Salary</u>	<u>Actual FTE</u>	<u>Actual Salary</u>	<u>Occupied by 89 Day Hire (Y/N)</u>
HMS229	HA	05/08/17	8421	BUILDING CONST INSPECTOR II	N	SR19G	3	P	N	1.00		1.00		Y
HMS301	SA	05/08/17	36191	SECRETARY I	N	SR12F	3	P	A	0.60		0.60		Y
HMS301	SA	05/08/17	36191	SECRETARY I	N	SR12F	3	P	N	0.40		0.40		Y
HMS901	MA	05/08/17	122311	GENERAL PROFESSIONAL VI	N	SR26G	13	P	A	0.75		0.75		Y
HMS901	MA	05/08/17	122311	GENERAL PROFESSIONAL VI	N	SR26G	13	P	N	0.25		0.25		Y
HMS220	RH	05/10/17	8720	PUBLIC HOUSING SUPERVISOR IV	N	SR22F	23	P	N	1.00		1.00		N
HMS301	SA	05/15/17	46327	OFFICE ASSISTANT III	N	SR08B	3	P	A	0.60		0.60		Y
HMS301	SA	05/15/17	46327	OFFICE ASSISTANT III	N	SR08B	3	P	N	0.40		0.40		Y
HMS904	AA	05/16/17	25463	INFORMATION TECHNOL SPCLT IV	N	SR22K	13	P	A	0.65		0.65		N
HMS904	AA	05/16/17	25463	INFORMATION TECHNOL SPCLT IV	N	SR22K	13	P	N	0.35		0.35		N
HMS903	FA	05/16/17	34716	INVESTIGATOR IV	N	SR22C	13	P	A	0.57		0.57		N
HMS903	FA	05/16/17	34716	INVESTIGATOR IV	N	SR22C	13	P	N	0.43		0.43		N
HMS301	SA	05/16/17	42376	HUMAN SVCS PROF IV	N	SR22C	13	P	A	0.60		0.60		N
HMS301	SA	05/16/17	42376	HUMAN SVCS PROF IV	N	SR22C	13	P	N	0.40		0.40		N
HMS302	DA	05/16/17	46911	SOCIAL WORKER V	N	SR24J	13	P	A	0.50		0.50		N
HMS302	DA	05/16/17	46911	SOCIAL WORKER V	N	SR24J	13	P	N	0.50		0.50		N
HMS904	AA	05/18/17	37432	INFORMATION TECHNOL SPCLT IV	N	SR22G	13	P	A	0.65		0.65		N
HMS904	AA	05/18/17	37432	INFORMATION TECHNOL SPCLT IV	N	SR22E	13	P	N	0.35		0.35		N
HMS220	RH	05/18/17	41349	PUBLIC HOUSING SUPERVISOR III	N	SR22C	13	P	N	1.00		1.00		N
HMS301	SA	05/26/17	24431	SECRETARY III	N	SR16H	63	P	A	0.60		0.60		N
HMS301	SA	05/26/17	24431	SECRETARY III	N	SR16H	63	P	N	0.40		0.40		N
HMS229	HA	05/26/17	117929	PROPERTY MANAGEMENT SPCLT	Y	SRNA	73	T	N	1.00		1.00		N
HMS904	AA	06/01/17	6388	PRE AUDIT CLERK I	N	SR11F	3	P	A	1.00		1.00		N
HMS802	GA	06/01/17	10314	OFFICE ASSISTANT III	N	SR08D	3	P	A	0.34		0.34		N
HMS802	GA	06/01/17	10314	OFFICE ASSISTANT III	N	SR08D	3	P	N	0.66		0.66		N
HMS601	TA	06/01/17	12120	CHILD/ADULT PROTETV SVCS SPCLT	N	SR23M	13	P	A	1.00		1.00		N
HMS301	SA	06/01/17	17693	SOCIAL WORKER IV	N	SR22C	13	P	A	0.60		0.60		Y
HMS301	SA	06/01/17	17693	SOCIAL WORKER IV	N	SR22C	13	P	N	0.40		0.40		Y
HMS802	GA	06/01/17	21314	VOCATIONAL REHAB SPCLT V	N	SR24K	23	P	A	0.33		0.33		N
HMS802	GA	06/01/17	21314	VOCATIONAL REHAB SPCLT V	N	SR24K	23	P	N	0.67		0.67		N
HMS301	SA	06/01/17	26703	HUMAN SVCS PROF III	N	SR20C	13	P	A	0.60		0.60		Y
HMS301	SA	06/01/17	26703	HUMAN SVCS PROF III	N	SR20C	13	P	N	0.40		0.40		Y

Department of Human Services  
Positions Filled from July 1, 2013 to November 30, 2017

Table E

Prog ID	Sub-Org	Effective Date	Position Number	Position Title	Exempt (Y/N)	SR Level	BU Code	T/P	MOF	Budgeted FTE	Budgeted Salary	Actual FTE	Actual Salary	Occupied by 89 Day Hire (Y/N)
HMS901	MA	06/01/17	40893	SOCIAL WORKER V	Y	SR24J	13	P	A	0.75		0.75		N
HMS901	MA	06/01/17	40893	SOCIAL WORKER V	Y	SR24J	13	P	N	0.25		0.25		N
HMS229	HA	06/01/17	41416	AIR CONDITIONING MECHANIC I	N	BC10A	1	P	N	1.00		1.00		N
HMS236	LC	06/01/17	44128	ELIGIBILITY WKR V	N	SR20H	4	P	A	0.57		0.57		N
HMS236	LC	06/01/17	44128	ELIGIBILITY WKR V	N	SR20H	4	P	N	0.43		0.43		N
HMS902	IA	06/01/17	121297	PROGRAM SPECIALIST V	N	SR24	13	P	A	0.50		0.50		N
HMS902	IA	06/01/17	121297	PROGRAM SPECIALIST V	N	SR24	13	P	N	0.50		0.50		N
HMS236	LC	06/05/17	44186	SECRETARY I	N	SR12E	3	P	A	0.57		0.57		N
HMS236	LC	06/05/17	44186	SECRETARY I	N	SR12E	3	P	N	0.43		0.43		N
HMS301	SA	06/07/17	40521	SOCIAL SERVICE AID III	N	SR09C	3	P	A	0.60		0.60		N
HMS301	SA	06/07/17	40521	SOCIAL SERVICE AID III	N	SR09C	3	P	N	0.40		0.40		N
HMS301	SA	06/13/17	19960	CHILD/ADULT PROTETV SVCS SPCLT	N	SR23H	13	P	A	0.60		0.60		Y
HMS301	SA	06/13/17	19960	CHILD/ADULT PROTETV SVCS SPCLT	N	SR23H	13	P	N	0.40		0.40		Y
HMS301	SA	06/13/17	36191	SECRETARY I	N	SR12F	3	P	A	0.60		0.60		N
HMS301	SA	06/13/17	36191	SECRETARY I	N	SR12F	3	P	N	0.40		0.40		N
HMS301	SA	06/13/17	40742	HUMAN SVCS PROF III	N	SR20C	13	P	A	0.60		0.60		Y
HMS301	SA	06/13/17	40742	HUMAN SVCS PROF III	N	SR20C	13	P	N	0.40		0.40		Y
HMS222	RA	06/14/17	28655	OFFICE ASSISTANT III	N	SR08	3	P	A	1.00		1.00		Y
HMS220	RH	06/16/17	6307	PUBLIC HOUSING SUPERVISOR IV	N	SR22C	13	P	N	1.00		1.00		N
HMS229	HA	06/16/17	8421	BUILDING CONST INSPECTOR II	N	SR19G	3	P	N	1.00		1.00		N
HMS236	LC	06/16/17	19106	SECRETARY I	N	SR12A	3	P	A	0.57		0.57		N
HMS236	LC	06/16/17	19106	SECRETARY I	N	SR12A	3	P	N	0.43		0.43		N
HMS236	LC	06/16/17	22383	OFFICE ASSISTANT III	N	SR08I	3	P	A	0.57		0.57		N
HMS236	LC	06/16/17	22383	OFFICE ASSISTANT III	N	SR08I	3	P	N	0.43		0.43		N
HMS902	IA	06/16/17	22690	SECRETARY II	N	SR14K	3	P	A	0.50		0.50		N
HMS902	IA	06/16/17	22690	SECRETARY II	N	SR14K	3	P	N	0.50		0.50		N
HMS236	LC	06/16/17	33264	OFFICE ASSISTANT III	N	SR08A	3	P	A	0.57		0.57		N
HMS236	LC	06/16/17	33264	OFFICE ASSISTANT III	N	SR08A	3	P	N	0.43		0.43		N
HMS301	SA	06/16/17	36418	SOCIAL SERVICE AID III	N	SR09F	3	P	A	0.60		0.60		N
HMS301	SA	06/16/17	36418	SOCIAL SERVICE AID III	N	SR09F	3	P	N	0.40		0.40		N
HMS301	SA	06/16/17	42375	HUMAN SVCS PROF IV	N	SR22C	13	P	A	0.60		0.60		N
HMS301	SA	06/16/17	42375	HUMAN SVCS PROF IV	N	SR22C	13	P	N	0.40		0.40		N

Department of Human Services  
Positions Filled from July 1, 2013 to November 30, 2017

Table E

<u>Prog ID</u>	<u>Sub-Org</u>	<u>Effective Date</u> <u>Position Filled</u>	<u>Position Number</u>	<u>Position Title</u>	<u>Exempt (Y/N)</u>	<u>SR Level</u>	<u>BU Code</u>	<u>T/P</u>	<u>MOF</u>	<u>Budgeted FTE</u>	<u>Budgeted Salary</u>	<u>Actual FTE</u>	<u>Actual Salary</u>	<u>Occupied by 89 Day Hire (Y/N)</u>
HMS301	SA	06/16/17	44562	SOCIAL SERVICE AID III	N	SR09A	63	P	A	0.60		0.60		Y
HMS301	SA	06/16/17	44562	SOCIAL SERVICE AID III	N	SR09A	63	P	N	0.40		0.40		Y
HMS301	SA	06/16/17	46327	OFFICE ASSISTANT III	N	SR08B	3	P	A	0.60		0.60		N
HMS301	SA	06/16/17	46327	OFFICE ASSISTANT III	N	SR08B	3	P	N	0.40		0.40		N
HMS229	HA	06/16/17	120410	BUILDING CONST INSPECTOR II	N	SR19	3	T	W	1.00		1.00		Y
HMS902	IA	06/16/17	121291	GENERAL PROFESSIONAL IV	N	SR22	13	P	A	0.50		0.50		N
HMS902	IA	06/16/17	121291	GENERAL PROFESSIONAL IV	N	SR22	13	P	N	0.50		0.50		N
HMS902	IA	06/16/17	121292	GENERAL PROFESSIONAL IV	N	SR22	13	P	A	0.50		0.50		N
HMS902	IA	06/16/17	121292	GENERAL PROFESSIONAL IV	N	SR22	13	P	N	0.50		0.50		N
HMS902	IA	06/16/17	121295	GENERAL PROFESSIONAL IV	N	SR22	13	P	A	0.50		0.50		N
HMS902	IA	06/16/17	121295	GENERAL PROFESSIONAL IV	N	SR22	13	P	N	0.50		0.50		N
HMS902	IA	06/16/17	121296	GENERAL PROFESSIONAL IV	N	SR22	13	P	A	0.50		0.50		N
HMS902	IA	06/16/17	121296	GENERAL PROFESSIONAL IV	N	SR22	13	P	N	0.50		0.50		N
HMS902	IA	06/16/17	121445	PROGRAM EVALUATION ANALYST IV	N	SR22C	13	P	A	0.50		0.50		N
HMS902	IA	06/16/17	121445	PROGRAM EVALUATION ANALYST IV	N	SR22C	13	P	N	0.50		0.50		N
HMS236	LC	06/19/17	24189	SELF-SUFF/SUPP SVCS SPCLT III	N	SR20G	13	P	A	0.57		0.57		N
HMS236	LC	06/19/17	24189	SELF-SUFF/SUPP SVCS SPCLT III	N	SR20G	13	P	N	0.43		0.43		N
HMS301	SA	06/19/17	36187	SOCIAL WORKER III	N	SR20C	13	P	A	0.60		0.60		N
HMS301	SA	06/19/17	36187	SOCIAL WORKER III	N	SR20C	13	P	N	0.40		0.40		N
HMS224	HS	06/19/17	122024	PROGRAM SPECIALIST IV	N	SR22	13	P	A	1.00		1.00		N
HMS904	AA	06/20/17	25461	OFFICE ASSISTANT IV	N	SR10J	3	P	A	0.65		0.65		N
HMS904	AA	06/20/17	25461	OFFICE ASSISTANT IV	N	SR10J	3	P	N	0.35		0.35		N
HMS301	SA	06/20/17	34215	CHILD/ADLT PROTV SVCS SUPV I	N	SR25J	23	P	A	0.60		0.60		Y
HMS301	SA	06/20/17	34215	CHILD/ADLT PROTV SVCS SUPV I	N	SR25J	23	P	N	0.40		0.40		Y
HMS301	SA	06/22/17	1768	SOCIAL WORKER II	N	SR18C	13	P	A	0.60		0.60		Y
HMS301	SA	06/22/17	1768	SOCIAL WORKER II	N	SR18C	13	P	N	0.40		0.40		Y
HMS301	SA	06/26/17	36143	HUMAN SVCS PROF IV	N	SR22C	13	P	A	0.60		0.60		Y
HMS301	SA	06/26/17	36143	HUMAN SVCS PROF IV	N	SR22C	13	P	N	0.40		0.40		Y
HMS229	HA	06/27/17	119285	PUBLIC HOUSING SUPERVISOR III	N	SR20C	13	T	N	1.00		1.00		Y
HMS236	LC	06/29/17	4887	SECRETARY I	N	SR12C	3	P	A	0.57		0.57		N
HMS236	LC	06/29/17	4887	SECRETARY I	N	SR12C	3	P	N	0.43		0.43		N
HMS902	IA	07/01/17	51826	OFFICE ASSISTANT III	N	SR08	3	P	A	0.50		0.50		N



Department of Human Services  
Positions Filled from July 1, 2013 to November 30, 2017

Table E

<u>Prog ID</u>	<u>Sub-Org</u>	<u>Effective Date</u> <u>Position Filled</u>	<u>Position Number</u>	<u>Position Title</u>	<u>Exempt (Y/N)</u>	<u>SR Level</u>	<u>BU Code</u>	<u>T/P</u>	<u>MOF</u>	<u>Budgeted FTE</u>	<u>Budgeted Salary</u>	<u>Actual FTE</u>	<u>Actual Salary</u>	<u>Occupied by 89 Day Hire (Y/N)</u>
HMS902	IA	07/01/17	51826	OFFICE ASSISTANT III	N	SR08	3	P	N	0.50		0.50		N
HMS888	CW	07/01/17	101624	EXECUTIVE DIRECTOR CSW	Y	SRNA	13	T	A	1.00		1.00		N
HMS802	GA	07/03/17	10252	SECRETARY II	N	SR14G	3	P	A	0.34		0.34		N
HMS802	GA	07/03/17	10252	SECRETARY II	N	SR14G	3	P	N	0.66		0.66		N
HMS802	GA	07/03/17	14718	OFFICE ASSISTANT III	N	SR08M	3	P	A	0.34		0.34		N
HMS802	GA	07/03/17	14718	OFFICE ASSISTANT III	N	SR08M	3	P	N	0.66		0.66		N
HMS903	FA	07/03/17	17404	ELIGIBILITY PROGRAM SPCLT III	N	SR20H	13	P	A	0.66		0.66		N
HMS903	FA	07/03/17	17404	ELIGIBILITY PROGRAM SPCLT III	N	SR20H	13	P	N	0.34		0.34		N
HMS236	LC	07/03/17	24184	ELIGIBILITY WKR I	N	SR16	3	P	A	0.57		0.57		N
HMS236	LC	07/03/17	24184	ELIGIBILITY WKR I	N	SR16	3	P	N	0.43		0.43		N
HMS238	GB	07/03/17	24771	DISABILITY CLAIMS SPCLT IV	N	SR22C	13	P	N	1.00		1.00		N
HMS236	LC	07/03/17	28085	ELIGIBILITY WKR I	N	SR16	3	P	A	0.57		0.57		N
HMS236	LC	07/03/17	28085	ELIGIBILITY WKR I	N	SR16	3	P	N	0.43		0.43		N
HMS236	LC	07/03/17	29567	ELIGIBILITY WKR I	N	SR16	3	P	A	0.57		0.57		N
HMS236	LC	07/03/17	29567	ELIGIBILITY WKR I	N	SR16	3	P	N	0.43		0.43		N
HMS903	FA	07/03/17	29838	SECRETARY II	N	SR14I	63	P	A	0.53		0.53		N
HMS903	FA	07/03/17	29838	SECRETARY II	N	SR14I	63	P	N	0.47		0.47		N
HMS301	SA	07/03/17	34215	CHILD/ADLT PROTV SVCS SUPV I	N	SR25C	23	P	A	0.60		0.60		N
HMS301	SA	07/03/17	34215	CHILD/ADLT PROTV SVCS SUPV I	N	SR25C	23	P	N	0.40		0.40		N
HMS236	LC	07/03/17	34726	OFFICE ASSISTANT III	N	SR08A	3	P	A	0.57		0.57		N
HMS236	LC	07/03/17	34726	OFFICE ASSISTANT III	N	SR08A	3	P	N	0.43		0.43		N
HMS501	YA	07/03/17	43702	CHLDRN & YOUTH PRGM DEV OFFCR	N	EM03	35	P	A	1.00		1.00		N
HMS302	DA	07/03/17	46889	HUMAN SVCS PROF III	N	SR20D	13	P	A	0.50		0.50		N
HMS302	DA	07/03/17	46889	HUMAN SVCS PROF III	N	SR20D	13	P	N	0.50		0.50		N
HMS236	LC	07/03/17	46902	SELF-SUFF/SUPP SVCS SPCLT III	N	SR20I	13	P	A	0.50		0.50		N
HMS236	LC	07/03/17	46902	SELF-SUFF/SUPP SVCS SPCLT III	N	SR20I	13	P	N	0.50		0.50		N
HMS902	IA	07/03/17	47479	SECRETARY I	N	SR12	3	P	A	0.50		0.50		N
HMS902	IA	07/03/17	47479	SECRETARY I	N	SR12	3	P	N	0.50		0.50		N
HMS229	HA	07/03/17	100924	HPHA SYSTEMS ANALYST IV	Y	SRNA	13	T	N	1.00		1.00		N
HMS301	SA	07/05/17	6418	CHILD/ADULT PROTETV SVCS SPCLT	N	SR23C	13	P	A	0.60		0.60		Y
HMS301	SA	07/05/17	6418	CHILD/ADULT PROTETV SVCS SPCLT	N	SR23C	13	P	N	0.40		0.40		Y
HMS901	MA	07/05/17	122311	GENERAL PROFESSIONAL VI	N	SR26I	13	P	A	0.75		0.75		Y

Department of Human Services  
Positions Filled from July 1, 2013 to November 30, 2017

Table E

<u>Prog ID</u>	<u>Sub-Org</u>	<u>Effective Date</u> <u>Position Filled</u>	<u>Position Number</u>	<u>Position Title</u>	<u>Exempt (Y/N)</u>	<u>SR Level</u>	<u>BU Code</u>	<u>T/P</u>	<u>MOF</u>	<u>Budgeted FTE</u>	<u>Budgeted Salary</u>	<u>Actual FTE</u>	<u>Actual Salary</u>	<u>Occupied by 89 Day Hire (Y/N)</u>
HMS901	MA	07/05/17	122311	GENERAL PROFESSIONAL VI	N	SR26I	13	P	N	0.25		0.25		Y
HMS236	LC	07/10/17	1775	OFFICE ASSISTANT IV	N	SR10E	3	P	A	0.57		0.57		N
HMS236	LC	07/10/17	1775	OFFICE ASSISTANT IV	N	SR10E	3	P	N	0.43		0.43		N
HMS229	HA	07/13/17	106430	PROJECT ENGINEER	Y	SRNA	13	T	N	1.00		1.00		N
HMS229	HA	07/17/17	6182	SECRETARY III	N	SR16A	63	P	N	1.00		1.00		Y
HMS902	IA	07/17/17	6386	MED-QUEST ASSISTANT ADMR	N	EM07	35	P	A	0.50		0.50		N
HMS902	IA	07/17/17	6386	MED-QUEST ASSISTANT ADMR	N	EM07	35	P	N	0.50		0.50		N
HMS238	GB	07/17/17	11238	DISABILITY CLAIMS SPCLT IV	N	SR22	13	P	N	1.00		1.00		N
HMS903	FA	07/17/17	24977	OFFICE ASSISTANT III	N	SR08A	3	P	A	0.57		0.57		N
HMS903	FA	07/17/17	24977	OFFICE ASSISTANT III	N	SR08A	3	P	N	0.43		0.43		N
HMS236	LC	07/17/17	28083	ELIGIBILITY WKR III	N	SR16H	3	P	A	0.57		0.57		N
HMS236	LC	07/17/17	28083	ELIGIBILITY WKR III	N	SR16H	3	P	N	0.43		0.43		N
HMS903	FA	07/17/17	29833	INVESTIGATOR IV	N	SR22C	13	P	A	0.53		0.53		N
HMS903	FA	07/17/17	29833	INVESTIGATOR IV	N	SR22C	13	P	N	0.47		0.47		N
HMS301	SA	07/17/17	34077	HUMAN SVCS PROF III	N	SR20C	13	P	A	0.60		0.60		N
HMS301	SA	07/17/17	34077	HUMAN SVCS PROF III	N	SR20C	13	P	N	0.40		0.40		N
HMS301	SA	07/17/17	36190	SECRETARY I	N	SR12	3	P	A	0.60		0.60		N
HMS301	SA	07/17/17	36190	SECRETARY I	N	SR12	3	P	N	0.40		0.40		N
HMS301	SA	07/17/17	42333	HUMAN SVCS PROF III	N	SR20L	13	P	A	0.60		0.60		N
HMS301	SA	07/17/17	42333	HUMAN SVCS PROF III	N	SR20L	13	P	N	0.40		0.40		N
HMS236	LC	07/17/17	46872	SELF-SUFF/SUPP SVCS SUPVR II	N	SR24K	23	P	A	0.50		0.50		N
HMS236	LC	07/17/17	46872	SELF-SUFF/SUPP SVCS SUPVR II	N	SR24K	23	P	N	0.50		0.50		N
HMS902	IA	07/17/17	47490	ELIGIBILITY WKR III	N	SR16F	3	P	A	0.50		0.50		N
HMS902	IA	07/17/17	47490	ELIGIBILITY WKR III	N	SR16F	3	P	N	0.50		0.50		N
HMS229	HA	07/17/17	111496	ACCOUNTANT III	N	SR20G	13	P	N	1.00		1.00		N
HMS302	DA	07/17/17	120654	HUMAN SVCS PROF IV	N	SR22J	13	P	A	0.50		0.50		N
HMS302	DA	07/17/17	120654	HUMAN SVCS PROF IV	N	SR22J	13	P	N	0.50		0.50		N
HMS236	LC	07/18/17	28082	ELIGIBILITY WKR I	N	SR16	3	P	A	0.57		0.57		N
HMS236	LC	07/18/17	28082	ELIGIBILITY WKR I	N	SR16	3	P	N	0.43		0.43		N
HMS301	SA	07/18/17	46359	SOCIAL SERVICE ASSISTANT IV	N	SR11	3	P	A	0.60		0.60		Y
HMS301	SA	07/18/17	46359	SOCIAL SERVICE ASSISTANT IV	N	SR11	3	P	N	0.40		0.40		Y
HMS301	SA	07/18/17	108920	SOCIAL SERVICE AID III	N	SR09A	3	P	A	0.60		0.60		Y

Department of Human Services  
Positions Filled from July 1, 2013 to November 30, 2017

Table E

<u>Prog ID</u>	<u>Sub-Org</u>	<u>Effective Date</u> <u>Position Filled</u>	<u>Position Number</u>	<u>Position Title</u>	<u>Exempt (Y/N)</u>	<u>SR Level</u>	<u>BU Code</u>	<u>T/P</u>	<u>MOF</u>	<u>Budgeted FTE</u>	<u>Budgeted Salary</u>	<u>Actual FTE</u>	<u>Actual Salary</u>	<u>Occupied by 89 Day Hire (Y/N)</u>
HMS301	SA	07/18/17	108920	SOCIAL SERVICE AID III	N	SR09A	3	P	N	0.40		0.40		Y
HMS301	SA	07/19/17	110569	SOCIAL SERVICE AID III	N	SR09	3	P	A	0.60		0.60		Y
HMS301	SA	07/19/17	110569	SOCIAL SERVICE AID III	N	SR09	3	P	N	0.40		0.40		Y
HMS601	TA	07/21/17	120709	PROGRAM SPECIALIST (AGING) III	N	SR20	13	P	A	1.00		1.00		N
HMS301	SA	07/24/17	1768	SOCIAL WORKER III	N	SR20C	13	P	A	0.60		0.60		N
HMS301	SA	07/24/17	1768	SOCIAL WORKER III	N	SR20C	13	P	N	0.40		0.40		N
HMS301	SA	07/24/17	3993	CHILD/ADULT PROTETV SVCS SPCLT	N	SR23D	13	P	A	0.60		0.60		N
HMS301	SA	07/24/17	3993	CHILD/ADULT PROTETV SVCS SPCLT	N	SR23D	13	P	N	0.40		0.40		N
HMS220	RH	07/24/17	23120	GENERAL LABORER I	N	BC02	1	P	N	1.00		1.00		N
HMS301	SA	07/24/17	26705	CHILD/ADULT PROTETV SVCS SPCLT	N	SR23	13	P	A	0.60		0.60		N
HMS301	SA	07/24/17	26705	CHILD/ADULT PROTETV SVCS SPCLT	N	SR23	13	P	N	0.40		0.40		N
HMS301	SA	07/24/17	33276	HUMAN SVCS PROF IV	N	SR22C	13	P	A	0.60		0.60		N
HMS301	SA	07/24/17	33276	HUMAN SVCS PROF IV	N	SR22C	13	P	N	0.40		0.40		N
HMS301	SA	07/24/17	34311	SOCIAL WORKER IV	N	SR23	13	P	A	0.60		0.60		N
HMS301	SA	07/24/17	34311	SOCIAL WORKER IV	N	SR23	13	P	N	0.40		0.40		N
HMS301	SA	07/24/17	36143	SOCIAL WORKER III	N	SR23	13	P	A	0.60		0.60		N
HMS301	SA	07/24/17	36143	SOCIAL WORKER III	N	SR23	13	P	N	0.40		0.40		N
HMS301	SA	07/24/17	42354	HUMAN SVCS PROF IV	N	SR22H	13	P	A	0.60		0.60		N
HMS301	SA	07/24/17	42354	HUMAN SVCS PROF IV	N	SR22H	13	P	N	0.40		0.40		N
HMS301	SA	07/24/17	117504	SOCIAL SERVICE AID III	N	SR09A	3	P	A	0.60		0.60		N
HMS301	SA	07/24/17	117504	SOCIAL SERVICE AID III	N	SR09A	3	P	N	0.40		0.40		N
HMS229	HA	07/25/17	8850	BUILDING MAINTENANCE WORKER I	N	BC09A	1	P	N	1.00		1.00		N
HMS222	RA	07/25/17	41280	PUBLIC HOUSING SUPERVISOR V	N	SR24	23	P	N	1.00		1.00		N
HMS236	LC	07/31/17	36867	ELIGIBILITY WKR III	N	SR16G	3	P	A	0.57		0.57		N
HMS236	LC	07/31/17	36867	ELIGIBILITY WKR III	N	SR16G	3	P	N	0.43		0.43		N
HMS220	RH	08/01/17	6785	PUBLIC HOUSING SPECIALIST II	N	SR18C	13	P	N	1.00		1.00		N
HMS301	SA	08/01/17	22283	SOCIAL SERVICE ASSISTANT IV	N	SR11	3	P	A	0.60		0.60		Y
HMS301	SA	08/01/17	22283	SOCIAL SERVICE ASSISTANT IV	N	SR11	3	P	N	0.40		0.40		Y
HMS301	SA	08/01/17	26400	CHILD/ADULT PROTETV SVCS SPCLT	N	SR23	13	P	A	0.60		0.60		N
HMS301	SA	08/01/17	26400	CHILD/ADULT PROTETV SVCS SPCLT	N	SR23	13	P	N	0.40		0.40		N
HMS903	FA	08/01/17	42522	ELIGIBILITY PROGRAM SPCLT IV	N	SR22F	13	P	A	0.53		0.53		N
HMS903	FA	08/01/17	42522	ELIGIBILITY PROGRAM SPCLT IV	N	SR22F	13	P	N	0.47		0.47		N

Department of Human Services  
Positions Filled from July 1, 2013 to November 30, 2017

Table E

<u>Prog ID</u>	<u>Sub-Org</u>	<u>Effective Date</u> <u>Position Filled</u>	<u>Position Number</u>	<u>Position Title</u>	<u>Exempt (Y/N)</u>	<u>SR Level</u>	<u>BU Code</u>	<u>T/P</u>	<u>MOF</u>	<u>Budgeted FTE</u>	<u>Budgeted Salary</u>	<u>Actual FTE</u>	<u>Actual Salary</u>	<u>Occupied by 89 Day Hire (Y/N)</u>
HMS301	SA	08/01/17	46353	CHILD/ADULT PROTETV SVCS SPCLT	N	SR23D	13	P	A	0.60		0.60		N
HMS301	SA	08/01/17	46353	CHILD/ADULT PROTETV SVCS SPCLT	N	SR23D	13	P	N	0.40		0.40		N
HMS229	HA	08/01/17	51784	OFFICE ASSISTANT III	N	SR08	3	T	N	1.00		1.00		Y
HMS501	YA	08/01/17	117955	CHILDREN & YUTH PRGM SPCLT V	N	SR24H	13	P	A	1.00		1.00		N
HMS601	TA	08/01/17	120684	OFFICE ASSISTANT II	N	SR06C	3	P	A	1.00		1.00		N
HMS229	HA	08/02/17	8751	PUBLIC HOUSING SUPVR VI	N	SR26J	23	P	N	1.00		1.00		N
HMS901	MA	08/02/17	34076	CHILD/ADULT PROTETV SVCS SPCLT	N	SR23	13	P	A	0.60		0.60		Y
HMS901	MA	08/02/17	34076	CHILD/ADULT PROTETV SVCS SPCLT	N	SR23	13	P	N	0.40		0.40		Y
HMS901	MA	08/02/17	37620	HUMAN SVCS PROF IV	N	SR23	13	P	A	0.60		0.60		Y
HMS901	MA	08/02/17	37620	HUMAN SVCS PROF IV	N	SR23	13	P	N	0.40		0.40		Y
HMS236	LC	08/07/17	4537	ELIGIBILITY WKR I	N	SR16	3	P	A	0.57		0.57		N
HMS236	LC	08/07/17	4537	ELIGIBILITY WKR I	N	SR16	3	P	N	0.43		0.43		N
HMS904	AA	08/07/17	117103	OFFICE ASSISTANT III	N	SR08	63	T	A	1.00		1.00		Y
HMS301	SA	08/07/17	118590	CHILD/ADULT PROTETV SVCS SPCLT	N	SR23	13	P	A	0.60		0.60		N
HMS301	SA	08/07/17	118590	CHILD/ADULT PROTETV SVCS SPCLT	N	SR23	13	P	N	0.40		0.40		N
HMS229	HA	08/07/17	120410	BUILDING CONST INSPECTOR I	N	SR19	3	T	W	1.00		1.00		Y
HMS902	IA	08/09/17	51860	OFFICE ASSISTANT III	N	SR08A	3	P	A	0.50		0.50		N
HMS902	IA	08/09/17	51860	OFFICE ASSISTANT III	N	SR08A	3	P	N	0.50		0.50		N
HMS236	LC	08/14/17	28071	ELIGIBILITY WKR I	N	SR16	3	P	A	0.57		0.57		N
HMS236	LC	08/14/17	28071	ELIGIBILITY WKR I	N	SR16	3	P	N	0.43		0.43		N
HMS236	LC	08/16/17	4069	OFFICE ASSISTANT III	N	SR08	3	P	A	0.57		0.57		N
HMS236	LC	08/16/17	4069	OFFICE ASSISTANT III	N	SR08	3	P	N	0.43		0.43		N
HMS236	LC	08/16/17	5081	OFFICE ASSISTANT IV	N	SR10	3	P	A	0.57		0.57		N
HMS236	LC	08/16/17	5081	OFFICE ASSISTANT IV	N	SR10	3	P	N	0.43		0.43		N
HMS301	SA	08/16/17	6418	CHILD/ADULT PROTETV SVCS SPCLT	N	SR23C	13	P	A	0.60		0.60		Y
HMS301	SA	08/16/17	6418	CHILD/ADULT PROTETV SVCS SPCLT	N	SR23C	13	P	N	0.40		0.40		Y
HMS301	SA	08/16/17	17390	HUMAN SVCS PROF IV	N	SR23	13	P	A	0.60		0.60		N
HMS301	SA	08/16/17	17390	HUMAN SVCS PROF IV	N	SR23	13	P	N	0.40		0.40		N
HMS236	LC	08/16/17	24969	ELIGIBILITY WKR III	N	SR16C	3	P	A	0.57		0.57		N
HMS236	LC	08/16/17	24969	ELIGIBILITY WKR III	N	SR16C	3	P	N	0.43		0.43		N
HMS904	AA	08/16/17	32018	OFFICE ASSISTANT III	N	SR08A	3	P	A	1.00		1.00		N
HMS301	SA	08/16/17	40520	SOCIAL SERVICE AID III	N	SR09F	3	P	A	0.60		0.60		N

Department of Human Services  
Positions Filled from July 1, 2013 to November 30, 2017

Table E

<u>Prog ID</u>	<u>Sub-Org</u>	<u>Effective Date</u>	<u>Position Number</u>	<u>Position Title</u>	<u>Exempt (Y/N)</u>	<u>SR Level</u>	<u>BU Code</u>	<u>T/P</u>	<u>MOF</u>	<u>Budgeted FTE</u>	<u>Budgeted Salary</u>	<u>Actual FTE</u>	<u>Actual Salary</u>	<u>Occupied by 89 Day Hire (Y/N)</u>
HMS301	SA	08/16/17	40520	SOCIAL SERVICE AID III	N	SR09F	3	P	N	0.40		0.40		N
HMS301	SA	08/16/17	44562	SOCIAL SERVICE AID III	N	SR09	3	P	A	0.60		0.60		N
HMS301	SA	08/16/17	44562	SOCIAL SERVICE AID III	N	SR09	3	P	N	0.40		0.40		N
HMS301	SA	08/16/17	46354	CHILD/ADULT PROTETV SVCS SPLCT	N	SR23H	13	P	A	0.60		0.60		N
HMS301	SA	08/16/17	46354	CHILD/ADULT PROTETV SVCS SPLCT	N	SR23H	13	P	N	0.40		0.40		N
HMS301	SA	08/16/17	113087	SOCIAL SERVICE ASSISTANT IV	N	SR11J	3	P	A	0.60		0.60		N
HMS301	SA	08/16/17	113087	SOCIAL SERVICE ASSISTANT IV	N	SR11J	3	P	N	0.40		0.40		N
HMS902	IA	08/16/17	121005	DENTIST VI	N	SRNA	13	P	B	0.06		0.06		N
HMS902	IA	08/16/17	121005	DENTIST VI	N	SRNA	13	P	N	0.19		0.19		N
HMS220	RH	08/21/17	9204	PUBLIC HOUSING SUPERVISOR IV	N	SR22F	13	P	N	1.00		1.00		Y
HMS236	LC	08/21/17	28103	OFFICE ASSISTANT IV	N	SR10G	3	P	A	0.57		0.57		N
HMS236	LC	08/21/17	28103	OFFICE ASSISTANT IV	N	SR10G	3	P	N	0.43		0.43		N
HMS301	SA	08/21/17	35703	SOCIAL SERVICE AID III	N	SR09A	3	P	A	0.60		0.60		Y
HMS301	SA	08/21/17	35703	SOCIAL SERVICE AID III	N	SR09A	3	P	N	0.40		0.40		Y
HMS902	IA	08/21/17	48639	ELIGIBILITY WKR I	N	SR12A	3	P	A	0.50		0.50		N
HMS902	IA	08/21/17	48639	ELIGIBILITY WKR I	N	SR12A	3	P	N	0.50		0.50		N
HMS301	SA	08/23/17	117416	CHILD/ADLT PROTV SVCS SUPV I	N	SR25	23	P	A	0.60		0.60		N
HMS301	SA	08/23/17	117416	CHILD/ADLT PROTV SVCS SUPV I	N	SR25	23	P	N	0.40		0.40		N
HMS902	IA	08/23/17	120775	ELIGIBILITY WKR I	N	SR12B	3	P	A	0.50		0.50		N
HMS902	IA	08/23/17	120775	ELIGIBILITY WKR I	N	SR12B	3	P	N	0.50		0.50		N
HMS301	SA	08/24/17	46359	SOCIAL SERVICE ASSISTANT IV	N	SR11	3	P	A	0.60		0.60		Y
HMS301	SA	08/24/17	46359	SOCIAL SERVICE ASSISTANT IV	N	SR11	3	P	N	0.40		0.40		Y
HMS220	RH	08/28/17	10541	BUILDING MAINTENANCE HELPER	N	BC05A	1	P	N	1.00		1.00		N
HMS236	LC	08/28/17	31446	OFFICE ASSISTANT III	N	SR08F	3	P	A	0.57		0.57		N
HMS236	LC	08/28/17	31446	OFFICE ASSISTANT III	N	SR08F	3	P	N	0.43		0.43		N
HMS301	SA	08/28/17	117507	SOCIAL SERVICE AID III	N	SR09H	3	P	A	0.60		0.60		N
HMS301	SA	08/28/17	117507	SOCIAL SERVICE AID III	N	SR09H	3	P	N	0.40		0.40		N
HMS236	LC	09/01/17	28110	OFFICE ASSISTANT III	N	SR08A	3	P	A	0.57		0.57		N
HMS236	LC	09/01/17	28110	OFFICE ASSISTANT III	N	SR08A	3	P	N	0.43		0.43		N
HMS236	LC	09/01/17	33907	OFFICE ASSISTANT III	N	SR08A	3	P	A	0.57		0.57		N
HMS236	LC	09/01/17	33907	OFFICE ASSISTANT III	N	SR08A	3	P	N	0.43		0.43		N
HMS301	SA	09/01/17	36144	HUMAN SVCS PROF III	N	SR23	13	P	A	0.60		0.60		N

Department of Human Services  
Positions Filled from July 1, 2013 to November 30, 2017

Table E

<u>Prog ID</u>	<u>Sub-Org</u>	<u>Effective Date</u> <u>Position Filled</u>	<u>Position Number</u>	<u>Position Title</u>	<u>Exempt (Y/N)</u>	<u>SR Level</u>	<u>BU Code</u>	<u>T/P</u>	<u>MOF</u>	<u>Budgeted FTE</u>	<u>Budgeted Salary</u>	<u>Actual FTE</u>	<u>Actual Salary</u>	<u>Occupied by 89 Day Hire (Y/N)</u>
HMS301	SA	09/01/17	36144	HUMAN SVCS PROF III	N	SR23	13	P	N	0.40		0.40		N
HMS301	SA	09/01/17	42338	SOCIAL SERVICE ASSISTANT IV	N	SR11A	3	P	A	0.60		0.60		N
HMS301	SA	09/01/17	42338	SOCIAL SERVICE ASSISTANT IV	N	SR11A	3	P	N	0.40		0.40		N
HMS903	FA	09/01/17	45307	SOCIAL WORKER V	N	SR24M	13	P	A	0.50		0.50		N
HMS903	FA	09/01/17	45307	SOCIAL WORKER V	N	SR24M	13	P	N	0.50		0.50		N
HMS236	LC	09/05/17	4110	ELIGIBILITY WKR III	N	SR16	3	P	A	0.57		0.57		N
HMS236	LC	09/05/17	4110	ELIGIBILITY WKR III	N	SR16	3	P	N	0.43		0.43		N
HMS236	LC	09/06/17	11446	ELIGIBILITY WKR III	N	SR16F	3	P	A	0.57		0.57		N
HMS236	LC	09/06/17	11446	ELIGIBILITY WKR III	N	SR16F	3	P	N	0.43		0.43		N
HMS301	SA	09/06/17	47440	SOCIAL WORKER III	N	SR20H	13	P	A	0.60		0.60		N
HMS301	SA	09/06/17	47440	SOCIAL WORKER III	N	SR20H	13	P	N	0.40		0.40		N
HMS902	IA	09/06/17	47466	ELIGIBILITY WKR II	N	SR14C	3	P	A	0.50		0.50		N
HMS902	IA	09/06/17	47466	ELIGIBILITY WKR II	N	SR14C	3	P	N	0.50		0.50		N
HMS301	SA	09/07/17	32765	SOCIAL WORKER IV	N	SR23	13	P	A	0.60		0.60		N
HMS301	SA	09/07/17	32765	SOCIAL WORKER IV	N	SR23	13	P	N	0.40		0.40		N
HMS229	HA	09/08/17	100886	HOUSING DEVELOPMENT SPCLT I	Y	SRNA	13	T	W	1.00		1.00		N
HMS236	LC	09/11/17	6409	ELIGIBILITY WKR II	N	SR14B	3	P	A	0.57		0.57		N
HMS236	LC	09/11/17	6409	ELIGIBILITY WKR II	N	SR14B	3	P	N	0.43		0.43		N
HMS236	LC	09/11/17	7710	ELIGIBILITY WKR I	N	SR12B	3	P	A	0.57		0.57		N
HMS236	LC	09/11/17	7710	ELIGIBILITY WKR I	N	SR12B	3	P	N	0.43		0.43		N
HMS902	IA	09/11/17	48697	ELIGIBILITY WKR III	N	SR16	3	P	A	0.50		0.50		N
HMS902	IA	09/11/17	48697	ELIGIBILITY WKR III	N	SR16	3	P	N	0.50		0.50		N
HMS301	SA	09/11/17	118566	SOCIAL SERVICE AID III	N	SR09A	3	P	N	1.00		1.00		N
HMS301	SA	09/12/17	4679	CHILD/ADULT PROTETV SVCS SPCLT	N	SR23C	13	P	A	0.60		0.60		N
HMS301	SA	09/12/17	4679	CHILD/ADULT PROTETV SVCS SPCLT	N	SR23C	13	P	N	0.40		0.40		N
HMS301	SA	09/12/17	19960	CHILD/ADULT PROTETV SVCS SPCLT	N	SR23	13	P	A	0.60		0.60		Y
HMS301	SA	09/12/17	19960	CHILD/ADULT PROTETV SVCS SPCLT	N	SR23	13	P	N	0.40		0.40		Y
HMS222	RA	09/12/17	28655	OFFICE ASSISTANT III	N	SR08A	3	P	N	1.00		1.00		Y
HMS301	SA	09/12/17	40742	HUMAN SVCS PROF III	N	SR20E	13	P	A	0.60		0.60		Y
HMS301	SA	09/12/17	40742	HUMAN SVCS PROF III	N	SR20E	13	P	N	0.40		0.40		Y
HMS904	AA	09/13/17	1643	WELFARE CLAIMS PRE-AUDIT SUPVR	N	SR22	23	P	A	1.00		1.00		N
HMS238	GB	09/13/17	24938	OFFICE ASSISTANT III	N	SR08	3	P	N	1.00		1.00		N

Department of Human Services  
Positions Filled from July 1, 2013 to November 30, 2017

Table E

<u>Prog ID</u>	<u>Sub-Org</u>	<u>Effective Date</u>	<u>Position Number</u>	<u>Position Title</u>	<u>Exempt (Y/N)</u>	<u>SR Level</u>	<u>BU Code</u>	<u>T/P</u>	<u>MOF</u>	<u>Budgeted FTE</u>	<u>Budgeted Salary</u>	<u>Actual FTE</u>	<u>Actual Salary</u>	<u>Occupied by 89 Day Hire (Y/N)</u>
HMS301	SA	09/18/17	17693	CHILD/ADULT PROTETV SVCS SPCLT	N	SR23	13	P	A	0.60		0.60		N
HMS301	SA	09/18/17	17693	CHILD/ADULT PROTETV SVCS SPCLT	N	SR23	13	P	N	0.40		0.40		N
HMS301	SA	09/18/17	40519	SOCIAL SERVICE AID III	N	SR09F	3	P	A	0.60		0.60		N
HMS301	SA	09/18/17	40519	SOCIAL SERVICE AID III	N	SR09F	3	P	N	0.40		0.40		N
HMS301	SA	09/19/17	35703	SOCIAL SERVICE AID III	N	SR09A	3	P	A	0.60		0.60		N
HMS301	SA	09/19/17	35703	SOCIAL SERVICE AID III	N	SR09A	3	P	N	0.40		0.40		N
HMS904	AA	09/19/17	42083	PROGRAM BUDGET ANALYST IV	N	SR22K	13	P	A	1.00		1.00		N
HMS229	HA	09/19/17	102037	HPHA SYSTEMS ADMINISTRATOR	Y	SRNA	13	P	W	1.00		1.00		N
HMS902	IA	09/20/17	47497	ELIGIBILITY WKR V	N	SR20	4	P	A	0.50		0.50		N
HMS902	IA	09/20/17	47497	ELIGIBILITY WKR V	N	SR20	4	P	N	0.50		0.50		N
HMS301	SA	09/21/17	118575	CHILD/ADULT PROTETV SVCS SPCLT	N	SR23	13	P	N	1.00		1.00		N
HMS902	IA	09/22/17	36560	SECRETARY I	N	SR12J	3	P	A	0.50		0.50		N
HMS902	IA	09/22/17	36560	SECRETARY I	N	SR12J	3	P	N	0.50		0.50		N
HMS229	HA	09/22/17	41041	ACCOUNTANT IV	N	SR22	13	P	N	1.00		1.00		N
HMS229	HA	09/22/17	42107	ACCOUNTANT III	N	SR20C	13	P	N	1.00		1.00		N
HMS888	CW	09/25/17	45432	SECRETARY I	N	SR12C	3	P	A	1.00		1.00		Y
HMS904	AA	09/25/17	121835	HOMELESSNESS SPECIAL ASSISTANT	Y	SRNA	13	T	A	1.00		1.00		N
HMS229	HA	09/26/17	119285	PUBLIC HOUSING SUPERVISOR III	N	SR20	13	T	N	1.00		1.00		Y
HMS236	LC	10/02/17	1679	ELIGIBILITY WKR I	N	SR16	3	P	A	0.57		0.57		N
HMS236	LC	10/02/17	1679	ELIGIBILITY WKR I	N	SR16	3	P	N	0.43		0.43		N
HMS301	SA	10/02/17	1756	HUMAN SVCS PROF III	N	SR20C	13	P	A	0.60		0.60		N
HMS301	SA	10/02/17	1756	HUMAN SVCS PROF III	N	SR20C	13	P	N	0.40		0.40		N
HMS220	RH	10/02/17	5861	GENERAL LABORER I	N	BC09A	1	P	N	1.00		1.00		N
HMS802	GA	10/02/17	14580	VOCATIONAL REHAB SPCLT III	N	SR20	13	P	A	0.34		0.34		N
HMS802	GA	10/02/17	14580	VOCATIONAL REHAB SPCLT III	N	SR20	13	P	N	0.66		0.66		N
HMS238	GB	10/02/17	24453	OFFICE ASSISTANT III	N	SR08	3	P	N	1.00		1.00		Y
HMS238	GB	10/02/17	24932	DISABILITY CLAIMS SPCLT II	N	SR18D	13	P	N	1.00		1.00		N
HMS236	LC	10/02/17	28307	ELIGIBILITY WKR V	N	SR20G	4	P	A	0.57		0.57		N
HMS236	LC	10/02/17	28307	ELIGIBILITY WKR V	N	SR20G	4	P	N	0.43		0.43		N
HMS903	FA	10/02/17	29836	INVESTIGATOR VI	N	SR26C	93	P	A	0.53		0.53		N
HMS903	FA	10/02/17	29836	INVESTIGATOR VI	N	SR26C	93	P	N	0.47		0.47		N
HMS229	HA	10/02/17	41255	PUBLIC HOUSING SPECIALIST II	N	SR18F	13	P	N	1.00		1.00		N

Department of Human Services  
Positions Filled from July 1, 2013 to November 30, 2017

Table E

Prog ID	Sub-Org	Effective Date Position Filled	Position Number	Position Title	Exempt (Y/N)	SR Level	BU Code	T/P	MOF	Budgeted FTE	Budgeted Salary	Actual FTE	Actual Salary	Occupied by 89 Day Hire (Y/N)
HMS802	GA	10/02/17	120697	OFFICE ASSISTANT III	N	SR08C	3	T	A	0.33		0.33		N
HMS802	GA	10/02/17	120697	OFFICE ASSISTANT III	N	SR08C	3	T	N	0.67		0.67		N
HMS802	GA	10/02/17	120738	OFFICE ASSISTANT III	N	SR08B	3	T	A	0.33		0.33		N
HMS802	GA	10/02/17	120738	OFFICE ASSISTANT III	N	SR08B	3	T	N	0.67		0.67		N
HMS220	RH	10/02/17	122268	BUILDING MAINTENANCE WORKER I	N	BC09A	1	P	N	1.00		1.00		Y
HMS904	AA	10/03/17	100225	DDIR	Y	SRNA	0	P	A	1.00		1.00		N
HMS901	MA	10/03/17	122311	GENERAL PROFESSIONAL VI	N	SR26I	13	P	A	0.75		0.75		Y
HMS901	MA	10/03/17	122311	GENERAL PROFESSIONAL VI	N	SR26I	13	P	N	0.25		0.25		Y
HMS301	SA	10/05/17	4538	HUMAN SVCS PROF III	N	SR20C	13	P	A	0.60		0.60		Y
HMS301	SA	10/05/17	4538	HUMAN SVCS PROF III	N	SR20C	13	P	N	0.40		0.40		Y
HMS903	FA	10/09/17	35194	ELIGIBILITY WKR IV	N	SR18	3	P	A	0.53		0.53		N
HMS903	FA	10/09/17	35194	ELIGIBILITY WKR IV	N	SR18	3	P	N	0.47		0.47		N
HMS236	LC	10/10/17	36822	OFFICE ASSISTANT III	N	SR08C	3	P	A	0.57		0.57		N
HMS236	LC	10/10/17	36822	OFFICE ASSISTANT III	N	SR08C	3	P	N	0.43		0.43		N
HMS301	SA	10/11/17	46359	SOCIAL SERVICE ASSISTANT IV	N	SR11	3	P	A	0.60		0.60		Y
HMS301	SA	10/11/17	46359	SOCIAL SERVICE ASSISTANT IV	N	SR11	3	P	N	0.40		0.40		Y
HMS301	SA	10/13/17	40742	HUMAN SVCS PROF III	N	SR20E	13	P	A	0.60		0.60		N
HMS301	SA	10/13/17	40742	HUMAN SVCS PROF III	N	SR20E	13	P	N	0.40		0.40		N
HMS503	YB	10/16/17	2441	BUILDING MAINTENANCE SUPVR I	N	F109X	2	P	A	1.00		1.00		N
HMS904	AA	10/16/17	2622	HUMAN RESOURCES ASSISTANT IV	N	SR11A	63	P	A	1.00		1.00		N
HMS229	HA	10/16/17	8547	ACCOUNT CLERK IV	N	SR13J	3	P	N	1.00		1.00		N
HMS236	LC	10/16/17	14135	ELIGIBILITY WKR I	N	SR16	3	P	A	0.57		0.57		N
HMS236	LC	10/16/17	14135	ELIGIBILITY WKR I	N	SR16	3	P	N	0.43		0.43		N
HMS904	AA	10/16/17	16069	PRE AUDIT CLERK I	N	SR11A	3	P	A	1.00		1.00		N
HMS238	GB	10/16/17	24200	DISABILITY CLAIMS SPCLT III	N	SR20D	13	P	N	1.00		1.00		N
HMS236	LC	10/16/17	26393	SECRETARY II	N	SR14C	3	P	A	0.57		0.57		N
HMS236	LC	10/16/17	26393	SECRETARY II	N	SR14C	3	P	N	0.43		0.43		N
HMS236	LC	10/16/17	28111	ELIGIBILITY WKR V	N	SR20J	4	P	A	0.57		0.57		N
HMS236	LC	10/16/17	28111	ELIGIBILITY WKR V	N	SR20J	4	P	N	0.43		0.43		N
HMS904	AA	10/16/17	42078	HUMAN RESOURCES ASSISTANT IV	N	SR11K	63	P	A	1.00		1.00		N
HMS302	DA	10/16/17	42915	HUMAN SVCS PROF III	N	SR20H	13	P	A	0.50		0.50		N
HMS302	DA	10/16/17	42915	HUMAN SVCS PROF III	N	SR20H	13	P	N	0.50		0.50		N



Department of Human Services  
Positions Filled from July 1, 2013 to November 30, 2017

Table E

<u>Prog ID</u>	<u>Sub-Org</u>	<u>Effective Date</u> <u>Position Filled</u>	<u>Position Number</u>	<u>Position Title</u>	<u>Exempt (Y/N)</u>	<u>SR Level</u>	<u>BU Code</u>	<u>T/P</u>	<u>MOF</u>	<u>Budgeted FTE</u>	<u>Budgeted Salary</u>	<u>Actual FTE</u>	<u>Actual Salary</u>	<u>Occupied by 89 Day Hire (Y/N)</u>
HMS236	LC	10/16/17	46887	SELF-SUFF/SUPP SVCS SPCLT III	N	SR20L	13	P	A	0.50		0.50		N
HMS236	LC	10/16/17	46887	SELF-SUFF/SUPP SVCS SPCLT III	N	SR20L	13	P	N	0.50		0.50		N
HMS902	IA	10/16/17	101590	SECRETARY I	N	SR12	3	P	A	0.50		0.50		N
HMS902	IA	10/16/17	101590	SECRETARY I	N	SR12	3	P	N	0.50		0.50		N
HMS229	HA	10/17/17	6182	SECRETARY III	N	SR16A	63	P	N	1.00		1.00		Y
HMS236	LC	10/17/17	34719	ELIGIBILITY WKR I	N	SR12A	3	P	A	0.57		0.57		N
HMS236	LC	10/17/17	34719	ELIGIBILITY WKR I	N	SR12A	3	P	N	0.43		0.43		N
HMS301	SA	10/17/17	108920	SOCIAL SERVICE AID III	N	SR09A	3	P	A	0.60		0.60		Y
HMS301	SA	10/17/17	108920	SOCIAL SERVICE AID III	N	SR09A	3	P	N	0.40		0.40		Y
HMS301	SA	10/17/17	110569	SOCIAL SERVICE AID III	N	SR09	3	P	A	0.60		0.60		Y
HMS301	SA	10/17/17	110569	SOCIAL SERVICE AID III	N	SR09	3	P	N	0.40		0.40		Y
HMS802	GA	10/18/17	19025	OFFICE ASSISTANT III	N	SR08C	3	P	A	0.33		0.33		N
HMS802	GA	10/18/17	19025	OFFICE ASSISTANT III	N	SR08C	3	P	N	0.67		0.67		N
HMS301	SA	10/19/17	36332	SOCIAL WORKER III	N	SR20C	13	P	A	0.60		0.60		Y
HMS301	SA	10/19/17	36332	SOCIAL WORKER III	N	SR20C	13	P	N	0.40		0.40		Y
HMS236	LC	10/23/17	5476	OFFICE ASSISTANT III	N	SR08C	3	P	A	0.57		0.57		N
HMS236	LC	10/23/17	5476	OFFICE ASSISTANT III	N	SR08C	3	P	N	0.43		0.43		N
HMS220	RH	10/23/17	6786	BUILDING MAINTENANCE WORKER I	N	BC09	1	P	N	1.00		1.00		N
HMS802	GA	10/23/17	31345	VOCATIONAL REHAB SPCLT III	N	SR20F	13	P	A	0.33		0.33		N
HMS802	GA	10/23/17	31345	VOCATIONAL REHAB SPCLT III	N	SR20F	13	P	N	0.67		0.67		N
HMS902	IA	10/23/17	48681	OFFICE ASSISTANT III	N	SR08A	3	P	A	0.50		0.50		N
HMS902	IA	10/23/17	48681	OFFICE ASSISTANT III	N	SR08A	3	P	N	0.50		0.50		N
HMS229	HA	10/23/17	122186	CERTIFIED PUBLIC ACCOUNTANT	Y	SRNA	13	P	N	1.00		1.00		N
HMS903	FA	10/25/17	120756	ELIGIBILITY PROGRAM SPCLT III	N	SR20D	13	P	A	0.57		0.57		N
HMS903	FA	10/25/17	120756	ELIGIBILITY PROGRAM SPCLT III	N	SR20D	13	P	N	0.43		0.43		N
HMS503	YB	10/30/17	7976	COOK III	N	WS08	1	P	A	1.00		1.00		N
HMS301	SA	10/30/17	36509	SOCIAL SERVICE AID III	N	SR09A	3	P	A	0.60		0.60		N
HMS301	SA	10/30/17	36509	SOCIAL SERVICE AID III	N	SR09A	3	P	N	0.40		0.40		N
HMS301	SA	10/31/17	22283	SOCIAL SERVICE ASSISTANT IV	N	SR11	3	P	A	0.60		0.60		Y
HMS301	SA	10/31/17	22283	SOCIAL SERVICE ASSISTANT IV	N	SR11	3	P	N	0.40		0.40		Y
HMS222	RA	10/31/17	27584	OFFICE ASSISTANT III	N	SR08	3	P	N	1.00		1.00		N
HMS901	MA	10/31/17	34076	CHILD/ADULT PROTETV SVCS SPCLT	N	SR23	13	P	A	0.60		0.60		Y

Department of Human Services  
Positions Filled from July 1, 2013 to November 30, 2017

Table E

<u>Prog ID</u>	<u>Sub-Org</u>	<u>Effective Date</u> <u>Position Filled</u>	<u>Position Number</u>	<u>Position Title</u>	<u>Exempt (Y/N)</u>	<u>SR Level</u>	<u>BU Code</u>	<u>T/P</u>	<u>MOF</u>	<u>Budgeted FTE</u>	<u>Budgeted Salary</u>	<u>Actual FTE</u>	<u>Actual Salary</u>	<u>Occupied by 89 Day Hire (Y/N)</u>
HMS901	MA	10/31/17	34076	CHILD/ADULT PROTETV SVCS SPCLT	N	SR23	13	P	N	0.40		0.40		Y
HMS901	MA	10/31/17	37620	HUMAN SVCS PROF IV	N	SR23	13	P	A	0.60		0.60		Y
HMS901	MA	10/31/17	37620	HUMAN SVCS PROF IV	N	SR23	13	P	N	0.40		0.40		Y
HMS301	SA	11/01/17	4549	SECRETARY I	N	SR12G	3	P	A	0.60		0.60		N
HMS301	SA	11/01/17	4549	SECRETARY I	N	SR12G	3	P	N	0.40		0.40		N
HMS301	SA	11/01/17	6418	CHILD/ADULT PROTETV SVCS SPCLT	N	SR23C	13	P	A	0.60		0.60		N
HMS301	SA	11/01/17	6418	CHILD/ADULT PROTETV SVCS SPCLT	N	SR23C	13	P	N	0.40		0.40		N
HMS220	RH	11/01/17	8760	PAINTER I	N	BC09A	1	P	N	1.00		1.00		N
HMS220	RH	11/01/17	18794	SOCIAL SERVICE ASSISTANT IV	N	SR11E	3	P	N	1.00		1.00		N
HMS901	MA	11/01/17	26354	PUBLIC WELFARE ADMR	N	EM08	35	P	A	0.75		0.75		N
HMS901	MA	11/01/17	26354	PUBLIC WELFARE ADMR	N	EM08	35	P	N	0.25		0.25		N
HMS236	LC	11/01/17	28244	ELIGIBILITY WKR III	N	SR16F	3	P	A	0.57		0.57		N
HMS236	LC	11/01/17	28244	ELIGIBILITY WKR III	N	SR16F	3	P	N	0.43		0.43		N
HMS301	SA	11/01/17	31453	SOCIAL WORKER IV	N	SR22C	13	P	A	0.60		0.60		N
HMS301	SA	11/01/17	31453	SOCIAL WORKER IV	N	SR22C	13	P	N	0.40		0.40		N
HMS902	IA	11/01/17	31665	OFFICE ASSISTANT III	N	SR08G	3	P	A	0.50		0.50		N
HMS902	IA	11/01/17	31665	OFFICE ASSISTANT III	N	SR08G	3	P	N	0.50		0.50		N
HMS902	IA	11/01/17	120463	ELIG SYSTEM ASST PROJ MGR	Y	SRNA	13	T	A	0.10		0.10		N
HMS902	IA	11/01/17	120463	ELIG SYSTEM ASST PROJ MGR	Y	SRNA	13	T	N	0.90		0.90		N
HMS903	FA	11/01/17	121158	OFFICE ASSISTANT III	N	SR08B	3	P	A	0.53		0.53		N
HMS903	FA	11/01/17	121158	OFFICE ASSISTANT III	N	SR08B	3	P	N	0.47		0.47		N
HMS229	HA	11/02/17	6182	SECRETARY III	N	SR16A	63	P	N	1.00		1.00		N
HMS236	LC	11/06/17	21505	ELIGIBILITY WKR III	N	SR16J	3	P	A	0.57		0.57		N
HMS236	LC	11/06/17	21505	ELIGIBILITY WKR III	N	SR16J	3	P	N	0.43		0.43		N
HMS236	LC	11/06/17	22878	OFFICE ASSISTANT IV	N	SR10H	3	P	A	0.57		0.57		N
HMS236	LC	11/06/17	22878	OFFICE ASSISTANT IV	N	SR10H	3	P	N	0.43		0.43		N
HMS302	DA	11/06/17	28157	SELF-SUFF/SUPP SVCS SPCLT III	Y	SR20	13	P	A	0.66		0.66		N
HMS302	DA	11/06/17	28157	SELF-SUFF/SUPP SVCS SPCLT III	Y	SR20	13	P	N	0.34		0.34		N
HMS601	TA	11/06/17	40695	SOCIAL SERVICE ASSISTANT IV	N	SR11C	3	P	A	1.00		1.00		N
HMS229	HA	11/06/17	41452	HUMAN RESOURCES ASSISTANT III	N	SR09H	63	P	N	1.00		1.00		Y
HMS229	HA	11/06/17	120410	BUILDING CONST INSPECTOR I	N	SR19	3	T	W	1.00		1.00		Y
HMS904	AA	11/07/17	117103	OFFICE ASSISTANT III	N	SR08	63	T	A	1.00		1.00		Y

Department of Human Services  
Positions Filled from July 1, 2013 to November 30, 2017

Table E

<u>Prog ID</u>	<u>Sub-Org</u>	<u>Effective Date</u> <u>Position Filled</u>	<u>Position Number</u>	<u>Position Title</u>	<u>Exempt (Y/N)</u>	<u>SR Level</u>	<u>BU Code</u>	<u>T/P</u>	<u>MOF</u>	<u>Budgeted FTE</u>	<u>Budgeted Salary</u>	<u>Actual FTE</u>	<u>Actual Salary</u>	<u>Occupied by 89 Day Hire (Y/N)</u>
HMS236	LC	11/08/17	28223	ELIGIBILITY WKR I	N	SR12A	3	P	A	0.57		0.57		N
HMS236	LC	11/08/17	28223	ELIGIBILITY WKR I	N	SR12A	3	P	N	0.43		0.43		N
HMS903	FA	11/08/17	37130	INVESTIGATOR III	N	SR20C	13	P	A	0.53		0.53		N
HMS903	FA	11/08/17	37130	INVESTIGATOR III	N	SR20C	13	P	N	0.47		0.47		N
HMS301	SA	11/13/17	1671	CHILD/ADULT PROTETV SVCS SPCLT	N	SR23D	13	P	A	0.60		0.60		N
HMS301	SA	11/13/17	1671	CHILD/ADULT PROTETV SVCS SPCLT	N	SR23D	13	P	N	0.40		0.40		N
HMS220	RH	11/13/17	6134	BUILDING MAINTENANCE WORKER I	N	BC09	1	P	N	1.00		1.00		N
HMS220	RH	11/13/17	6281	GEN CONSTR & MTNCE SUPVR I	N	F110A1	2	P	N	1.00		1.00		N
HMS904	AA	11/16/17	26379	ELIGIBILITY WKR IV	N	SR18	3	P	A	0.55		0.55		N
HMS904	AA	11/16/17	26379	ELIGIBILITY WKR IV	N	SR18	3	P	N	0.45		0.45		N
HMS236	LC	11/16/17	28077	ELIGIBILITY WKR I	N	SR12A	3	P	A	0.57		0.57		N
HMS236	LC	11/16/17	28077	ELIGIBILITY WKR I	N	SR12A	3	P	N	0.43		0.43		N
HMS229	HA	11/16/17	32210	OFFICE ASSISTANT III	N	SR08	3	P	N	1.00		1.00		N
HMS229	HA	11/16/17	42095	SECRETARY II	N	SR14A	3	P	W	1.00		1.00		N
HMS301	SA	11/16/17	44086	SOCIAL WORKER III	N	SR23	13	P	A	0.60		0.60		N
HMS301	SA	11/16/17	44086	SOCIAL WORKER III	N	SR23	13	P	N	0.40		0.40		N
HMS224	HS	11/16/17	119182	SECRETARY I	N	SR12C	3	P	A	1.00		1.00		N
HMS902	IA	11/16/17	121018	OFFICE ASSISTANT III	N	SR08	3	P	A	0.50		0.50		N
HMS902	IA	11/16/17	121018	OFFICE ASSISTANT III	N	SR08	3	P	N	0.50		0.50		N
HMS301	SA	11/17/17	4538	HUMAN SVCS PROF III	N	SR20C	13	P	A	0.60		0.60		N
HMS301	SA	11/17/17	4538	HUMAN SVCS PROF III	N	SR20C	13	P	N	0.40		0.40		N
HMS301	SA	11/20/17	117488	SOCIAL SERVICE AID III	N	SR09B	3	P	A	0.60		0.60		N
HMS301	SA	11/20/17	117488	SOCIAL SERVICE AID III	N	SR09B	3	P	N	0.40		0.40		N
HMS229	HA	11/27/17	41265	OFFICE ASSISTANT III	N	SR08	3	P	N	1.00		1.00		Y
HMS229	HA	11/27/17	51784	OFFICE ASSISTANT III	N	SR08	3	T	N	1.00		1.00		N
HMS236	LC	11/28/17	37910	OFFICE ASSISTANT III	N	SR08	3	P	A	0.57		0.57		N
HMS236	LC	11/28/17	37910	OFFICE ASSISTANT III	N	SR08	3	P	N	0.43		0.43		N
HMS236	LC	11/28/17	46894	OFFICE ASSISTANT III	N	SR08	3	P	A	0.50		0.50		N
HMS236	LC	11/28/17	46894	OFFICE ASSISTANT III	N	SR08	3	P	N	0.50		0.50		N
HMS229	HA	11/29/17	28374	OFFICE ASSISTANT III	N	SR08C	3	P	N	1.00		1.00		Y

Department of Human Services  
Executive and Managerial Positions

Table F

Prog ID	Sub-Org	Position #	Position Title	Position Justification	Budget (Monthly) Salary*	Actual (Monthly) Salary Range**	MOF	Pos (P) or (T)	Justification for salary increase	Years of Service in Position
HMS229	HA	25649	STATE HOUSING DEVELOPMENT ADMR	Oversees housing development	\$ 8,111	\$ 8,273 - \$ 13,768	N	P	Executive Order 17-02	6 years
HMS301	SA	30890	SOCIAL SERVICES MANAGER II	Oversees child welfare services	\$ 5,689	\$ 4,964 - \$ 8,261	A	P	N/A	Vacant
HMS301	SA	30890	SOCIAL SERVICES MANAGER II	Oversees child welfare services	\$ 3,792	\$ 3,309 - \$ 5,507	N	P	N/A	Vacant
HMS301	SA	116812	SOCIAL SERVICES MANAGER I	Oversees child welfare services	\$ 5,394	\$ 4,504 - \$ 7,493	A	P	Executive Order 17-02	7 years
HMS301	SA	116812	SOCIAL SERVICES MANAGER I	Oversees child welfare services	\$ 3,596	\$ 3,002 - \$ 4,995	N	P	Executive Order 17-02	7 years
HMS501	YA	43702	CHLDNR & YOUTH PRGM DEV OFFCR	Oversees youth services programs	\$ 6,673	\$ 6,806 - \$11,328	A	P	Executive Order 17-02	5 months
HMS503	YB	2452	CORRECTIONS MANAGER IV	Manages Hawaii Youth Correctional Facility	\$ 9,302	\$ 8,273 - \$ 13,768	A	P	Executive Order 17-02	3 years
HMS503	YB	118921	CORRECTIONS MANAGER III	Assists in the management of HYCF	\$ 7,359	\$ 7,506 - \$12,488	A	P	Executive Order 17-02	6 years
HMS601	TA	22425	SOCIAL SERVICES MANAGER I	Oversees adult protective & community services	\$ 8,940	\$ 7,506 - \$12,488	A	P	Executive Order 17-02	4 years
HMS802	GA	5572	VOCATIONAL REHAB MANAGER II	Oversees vocational rehabilitation programs	\$ 2,390	\$ 2,314 - \$ 3,852	A	P	Executive Order 17-02	6 years
HMS802	GA	5572	VOCATIONAL REHAB MANAGER II	Oversees vocational rehabilitation programs	\$ 4,640	\$ 4,492 - \$ 7,476	N	P	Executive Order 17-02	6 years
HMS802	GA	12557	VOCATIONAL REHAB MANAGER II	Oversees vocational rehabilitation programs	\$ 2,298	\$ 2,314 - \$ 3,852	A	P	Executive Order 17-02	4 years
HMS802	GA	12557	VOCATIONAL REHAB MANAGER II	Oversees vocational rehabilitation programs	\$ 4,461	\$ 4,492 - \$ 7,476	N	P	Executive Order 17-02	4 years
HMS802	GA	15665	VOCATIONAL REHAB ADMR	Oversees division of voc rehab	\$ 3,084	\$ 2,866 - \$ 4,771	A	P	N/A	0 months
HMS802	GA	15665	VOCATIONAL REHAB ADMR	Oversees division of voc rehab	\$ 6,261	\$ 5,820 - \$ 9,683	N	P	N/A	0 months
HMS802	GA	22667	VOCATIONAL REHAB ASST ADMR	Assists in the management of voc rehab division	\$ 2,480	\$ 2,477 - \$ 4,121	A	P	Executive Order 17-02	10 years
HMS802	GA	22667	VOCATIONAL REHAB ASST ADMR	Assists in the management of voc rehab division	\$ 5,034	\$ 5,029 - \$ 8,367	N	P	Executive Order 17-02	10 years
HMS901	MA	26354	PUBLIC WELFARE ADMR	Oversees social services division	\$ 6,387	\$ 6,515 - \$10,844	A	P	Executive Order 17-02	2 months
HMS901	MA	26354	PUBLIC WELFARE ADMR	Oversees social services division	\$ 2,129	\$ 2,172 - \$ 3,615	N	P	Executive Order 17-02	2 months
HMS902	IA	6386	MED-QUEST ASSISTANT ADMR	Assists in the management of MedQUEST	\$ 5,181	\$ 4,137 - \$ 6,884	A	P	Executive Order 17-02	5 months
HMS902	IA	6386	MED-QUEST ASSISTANT ADMR	Assists in the management of MedQUEST	\$ 5,181	\$ 4,137 - \$ 6,884	N	P	Executive Order 17-02	5 months
HMS902	IA	48973	MEDICAL ASSISTANCE PRGM OFFCR	Oversees MedQUEST policy & program development	\$ 3,680	\$ 3,753 - \$ 6,244	A	P	Executive Order 17-02	1 year
HMS902	IA	48973	MEDICAL ASSISTANCE PRGM OFFCR	Oversees MedQUEST policy & program development	\$ 3,680	\$ 3,753 - \$ 6,244	N	P	Executive Order 17-02	1 year
HMS903	FA	6179	SELF-SUFF/SUPP SVCS ADMR	Oversees benefit, employment and support svcs division	\$ 4,962	\$ 5,032 - \$ 8,373	A	P	N/A	Vacant
HMS903	FA	6179	SELF-SUFF/SUPP SVCS ADMR	Oversees benefit, employment and support svcs division	\$ 4,401	\$ 4,462 - \$ 7,426	N	P	N/A	Vacant
HMS903	FA	22160	SELF-SUFF/SUPP SVCS ASST ADMR	Assists in the management of BESSD	\$ 4,623	\$ 4,716 - \$ 7,848	A	P	Executive Order 17-02	5 years
HMS903	FA	22160	SELF-SUFF/SUPP SVCS ASST ADMR	Assists in the management of BESSD	\$ 3,488	\$ 3,557 - \$ 5,920	N	P	Executive Order 17-02	5 years
HMS903	FA	28052	SELF-SUFF/SUPP SVCS MGR	Oversees BESSD Statewide Branch	\$ 4,195	\$ 4,278 - \$ 7,118	A	P	N/A	Vacant
HMS903	FA	28052	SELF-SUFF/SUPP SVCS MGR	Oversees BESSD Statewide Branch	\$ 3,164	\$ 3,228 - \$ 5,370	N	P	N/A	Vacant
HMS903	FA	46867	SELF-SUFF/SUPP SVCS MGR	Oversees BESSD Statewide Branch	\$ 4,167	\$ 3,753 - \$ 6,244	A	P	Executive Order 17-02	2 years
HMS903	FA	46867	SELF-SUFF/SUPP SVCS MGR	Oversees BESSD Statewide Branch	\$ 4,167	\$ 3,753 - \$ 6,244	N	P	Executive Order 17-02	2 years
HMS904	AA	1642	BUSINESS MANAGEMENT OFFCR II	Oversees DHS financial management office	\$ 8,111	\$ 8,273 - \$ 13,768	A	P	Executive Order 17-02	3 years
HMS904	AA	2464	PRGM & BUDGET ANALYSIS MGR I	Oversees DHS budget, planning and mgmt office	\$ 7,359	\$ 7,506 - \$12,488	A	P	Executive Order 17-02	1 year
HMS904	AA	3783	BUSINESS MANAGEMENT OFFCR II	Oversees DHS audit, quality control, research office	\$ 8,973	\$ 8,273 - \$ 13,768	A	P	Executive Order 17-02	6 years
HMS904	AA	6013	DEPARTMENTAL HR OFFICER IV	Oversees DHS human resources office	\$ 9,928	\$ 8,273 - \$ 13,768	A	P	Executive Order 17-02	2 years
HMS904	AA	26331	PUB WELF ADM APPLS PRGM OFFCR	Oversees DHS administrative appeals office	\$ 6,921	\$ 6,005 - \$ 9,990	A	P	Executive Order 17-02	7 years
HMS904	AA	26331	PUB WELF ADM APPLS PRGM OFFCR	Oversees DHS administrative appeals office	\$ 1,730	\$ 1,501 - \$ 2,498	N	P	Executive Order 17-02	7 years
HMS904	AA	112200	INFORMATION TECHNOLOGY BAND D	Oversees DHS information technology office	\$ 6,148	\$ 5,121 - \$ 8,463	A	P	Executive Order 17-02	8 years
HMS904	AA	112200	INFORMATION TECHNOLOGY BAND D	Oversees DHS information technology office	\$ 3,310	\$ 2,757 - \$ 4,557	N	P	Executive Order 17-02	8 years
*	Based on Act 49/SLH 2017 annual budgeted salaries for FY18.									
**	Based on Department of Human Resources Development Salary Schedule									