

Department of Business, Economic Development & Tourism
Supplemental Budget FY 2019-2020
2018 Hawaii State Legislature
Budget Briefing

Statement of
LUIS P. SALAVERIA
Director
Department of Business, Economic Development & Tourism
Before the
**SENATE COMMITTEES ON WAYS AND MEANS AND
ECONOMIC DEVELOPMENT, TOURISM, AND TECHNOLOGY**

Wednesday, January 10, 2018
1:30 PM
State Capitol, Conference Room 211

Informational Budget Briefing

Chairs Dela Cruz and Wakai, Vice Chairs Keith-Agaran and Taniguchi, and Members of the Committees. Thank you for this opportunity to testify on the Department of Business, Economic Development, and Tourism's budget.

I have asked all appropriate Division Managers and Agency Directors to be available with me today to answer any questions you may have.

Mission Statement: DBEDT's mission is to support the development of a Hawaii economy that embraces innovation; an economy that is globally competitive, dynamic and productive; and provides opportunities for all Hawaii's citizens.

Overview: DBEDT is Hawaii's resource center for economic and statistical data, business development opportunities, energy and conservation information, and foreign trade advantages. The department oversees six divisions and has 11 attached agencies.

Objectives: DBEDT's primary objectives are to create broad policy determinations with respect to economic development in the State of Hawaii, and to stimulate opportunities that offer the most immediate promise of expanding Hawaii's economy. The department encourages initiative and creative thinking in developing objectives and activities that are in line with our overall growth strategy.

DBEDT is working to develop an environment that promotes long-term economic growth, encourages entrepreneurship, and facilitates job creation through innovation. At the department, we continue to position the State to compete in today's global economy. Our divisions focus on initiating, promoting, and creating opportunities to develop and grow our innovation workforce.

Overall, our economic growth remains stable. Currently, we have the best labor market in the nation. At the end of 2017, Hawaii's unemployment rate was the lowest in the nation, our labor force, employment, and payroll job counts were at record high levels in the State's history.

Hawaii's tourism industry continues to grow with visitor arrivals creating another record year and possibly a record year in the coming year as well. Based on the current trend, we may potentially welcome more than 9.5 million visitors in 2018. Our construction industry looks brighter in the coming year, especially in the area of residential construction.

With the State's 100 percent renewable energy goal by 2045, DBEDT is increasing its efforts to build a reliable energy industry for Hawaii. The department is also focused on other areas of innovation, which include global broadband; creative media/film studio complex; and the 80/80 Initiative: a goal for Hawaii to create 80,000 new tech and innovation jobs earning more than \$80,000 annually by 2030.

In addition, we are working on advancing aerospace, foreign trade, exporting locally made products, and increasing international student exchanges to further move the State's economy forward and create new jobs and opportunities for Hawaii's residents.

DBEDT is committed to supporting a vibrant, balanced, and diversified economy that benefits individuals across all income levels in Hawaii. We've been actively working on building infrastructure, attracting capital, and developing talent. We are moving from a service-based economy to a knowledge-based economy that's focused on new and emerging technologies.

Hawaii's economy is transforming right before our very eyes. With our shared understanding of what's needed to advance, Hawaii's future looks bright and the possibilities are endless.

[NOTE: A complete list of operating and CIP requests are on Tables 6 and 15].

It's the Administration's Priority to Continue to Developing Hawaii's Innovation Economy:

Innovation is the key to Hawaii's growth strategy in today's global economy. Innovation drives economic growth, creates jobs, and is necessary to transform the State into a knowledge- and technology-based economy in order to remain competitive around the world.

DBEDT's divisions and attached agencies have organized and aligned their programs to support an entrepreneurial ecosystem. Hawaii has made tremendous progress in support of this ecosystem, which include:

- Co-working spaces opening up around the State
- Startup Weekends and Pitch Events

- 80/80 Initiative
- Neighbor Island Innovation Initiative
- Creative media/film studio complex
- Creative Lab Hawaii
- Broadband – increasing the State’s broadband capacity and speed
- Hawaii State Trade Expansion Program (HiSTEP)
- Student Ambassador Program
- International Student Exchange
- Export tradeshows (e.g. Tokyo Gift Fair)
- Industry showcases (e.g. Honolulu Fashion Week)
- Investor/Education Summits (e.g. VERGE Hawaii, East Meets West conference)
- A continuum of startup capital available, from accelerator programs to Hawaii-based investment funds
- FTZ and NELHA’s new business incubators

Department Priorities: DBEDT's budget priorities are based on those initiatives that best meet the following objectives:

- **Create an Innovation Economy** – Create an infrastructure that enables Hawaii’s creative and entrepreneurial talent to turn ideas into products and services in a globally competitive economy. This will, in turn, increase the flow of people, products, services and ideas between Hawaii and export markets.
- **Expand Hawaii’s Clean Energy Initiative** – Grow Hawaii’s clean energy economy through the Hawaii Clean Energy Initiative by transforming how the State uses energy by accelerating the production of renewable and alternative energy, increasing energy efficiency and developing and adopting new technologies, thereby ensuring energy security, long-term environmental quality and benefits to residents.
- **Improve Hawaii’s Business Environment** – Lead public sector efforts to bring about a business environment that is market-driven, and rewards productivity and entrepreneurship.
- **Increase Hawaii’s Broadband Capacity and Speeds** – Expanding the State’s broadband capacity will enable rapid access to information, accelerate business development, connect first responders more efficiently, create telemedicine opportunities for the healthcare industry, enhance educational resources, improve communications networks, enhance telecommuting, and enable smart grid technology.
- **Plan Dynamic Communities** – Plan and develop live-work-play communities to attract and retain a skilled workforce. At the same time, meet the demand for housing by supporting the creation of low- and moderate-income homes for Hawaii’s residents through financing of private sector developments with long-term affordability.
- **Measure and Monitor Economic Conditions** -- Provide economic data and research analysis, and policy recommendations to government agencies and to the business community by making them accessible online.

- **Sustain the Visitor Industry** – Develop and implement Hawaii’s strategic and marketing plan for tourism to sustain a healthy visitor industry through alignment of global marketing programs with Hawaii’s distinctive products, natural resources, the Hawaiian host culture and multi-cultures.

Hawaii’s Economic Conditions: We have the best labor market in the nation, lowest unemployment rate, and record levels of labor force, employment, and job count.

[NOTE: On January 2, 2018, Dr. Eugene Tian did a presentation to the Legislature on current economic conditions for Hawaii’s economy. The PowerPoint presentation is attached.]

BUSINESS DEVELOPMENT & SUPPORT DIVISION – BED 100

MISSION: The Business Development & Support Division (BDS) promotes industry development and diversification in Hawaii by supporting existing and emerging industries; attracting new investment and businesses that can create more high-skilled, quality jobs in the State; increasing exports of Hawaii products and services; expanding Hawaii's participation in global trade and commerce; and by supporting small business and community-based organizations.

ECONOMIC AND FISCAL CONDITIONS: BDS's share of DBEDT's general funds restriction creates hardships on the Division's ability to undertake planned projects and activities to meet its intended goals.

NOTABLE PERFORMANCE MEASURES, EXPECTED OUTCOMES, AND RECENT RESULTS:

- **Hawaii State Trade Expansion Program (HiSTEP):** BDS's export program targets growth companies to increase export revenues and capital. In the sixth year of this program, BDS has participated in over 30 international and domestic trade shows and retailer promotions. More than 500 Hawaii companies from industries ranging from fashion, food, gifts, education, to life sciences, were featured at various DBEDT-produced Hawaii Pavilions in Japan, Taiwan, China, and major U.S. Cities such as Orlando, Salt Lake City, San Francisco, San Diego, Chicago, Boston, Philadelphia and Las Vegas.

To continue this export program, the division won a competitive grant award of \$400,000 from the U.S. Small Business Administration (SBA). The division's proposal included a series of overseas and domestic trade shows, training and cost share programs. In total, during the six years that this program has been in operation, the division has been awarded \$2.9 million in grant monies.

In 2017, HiSTEP activities helped 147 companies and resulted in \$19.3 million in export sales. Additionally, 180 companies participated in 11 export readiness training sessions.

2018 goal: Secure \$750,000 SBA award; assist 135 companies; and achieve \$25 million in export sales.

- **International Student Attraction:** Within Hawaii's overseas offices in Taiwan and Beijing, the Division has established Hawaii Education Service Centers to attract and increase international students at Hawaii's schools, colleges and universities. The Hawaii Education Service Centers work with the DBEDT-organized Study Hawaii Education Consortium of 30 schools. The division and its overseas offices, in collaboration with Study Hawaii, led a delegation of seven journalists from Europe, South America, and Asia to help promote education in Hawaii. It also established the Student Ambassador Program to engage the international students visiting Hawaii to

promote Hawaii among its peers. For 2016, a direct result of this effort has brought over 1,000 students and teachers in school group visitations, exchanges, and short and long term study enrollment with \$12.8 million of direct economic impact.

2018 goal: Attract 1,500 students; and generate \$19 million in economic output.

- **2017 Tokyo International Gift Show:** In September 2017, DBEDT organized a strong delegation representing over 70 Hawaii companies to promote a diverse selection of high-end Hawaii-made products as part of the Hawaii Pavilion at the 2017 Autumn Tokyo International Gift Show. The Tokyo International Gift Show is the largest international trade show in Japan with more than 190,000 distributors, wholesalers, brokers and retailers attending the three-day trade show. Leveraging Hawaii's strong brand in Japan, 2017 marked the sixth year that DBEDT has led an export promotion mission to Japan. Hawaii exhibitors reported short- and mid-term sales of over \$13.2 million, which results in an economic impact of \$21.8 million.

2018 goal: 70 companies participating and reporting \$15 million in direct and mid-term export sales.

- **“Buy Hawaii, Give Aloha” Consumer Fairs in Japan:** DBEDT participated in two consumer fairs in Japan: the Hawaii Expo 2017 in Tokyo, with 15 vendors in July, and at the Hankyu department store in Osaka, in July with another 77 vendors. Total exposure for the two fairs was in excess of 267,000 consumers. Actual and projected sales as a result of participating in the fairs topped \$2.46 million.

2018 goal: 80 vendors topping \$3 million in over-the-counter sales.

- **Enterprise Zones (EZ):** The EZ Partnership Program is a joint state-county effort intended to stimulate—via tax and other incentives—certain types of business activity, job preservation, and job creation in areas where they are most appropriate or most needed. At the end of 2016, the companies eligible to receive EZ benefits reported 1,495 new or maintained jobs statewide. There were 227 companies enrolled in the EZ Program at the end of 2016.

2018 goal: 225 companies enrolled at the end of FY 2018.

- **Hawaii Small Business Fair:** The Hawaii Small Business Fair co-sponsored by DBEDT again achieved success with attendance of over 250 entrepreneurs each at the main and mini-fairs.

2018 goal: Total 550 attendance at the twice-yearly fairs.

- **International Affairs:** The Division produced the Hawaii-Hokkaido Sister-State signing event. The Division also organized two missions to promote trade and investment: with the Hawaii-Hiroshima Sister-State Committee to Hiroshima, and to Hokkaido.

2018 goal: Sign Sister-State agreement with Goa, India; and commemorate the 25th anniversary of Sister-State with Taiwan.

FEDERAL FUNDS: In October 2017, DBEDT's HiSTEP was awarded \$400,000 via a competitive grant from the U.S. Small Business Administration (SBA) to increase the number of Hawaii small businesses that export, as well as to increase the dollar amount of exports from small businesses already involved in global markets. HiSTEP is a comprehensive program involving training, trade shows, consumer shows, and direct company assistance. DBEDT must compete again for federal funding from the SBA for up to \$750,000 in 2018.

Federal Award Title: State Trade Expansion Program
CFDA Number: 59.061.

NON-GENERAL FUNDS: Hawaii Community-Based Economic Development Revolving Fund, State Trade and Export Promotion, State Trade Expansion Program, State Disaster Revolving Fund. <https://budget.hawaii.gov/wp-content/uploads/2017/12/BED-NGF-2018-Leg.pdf>

BED 100 EXECUTIVE BUDGET ADJUSTMENT:

- **\$50,000** to conduct activities to attract and recruit international students to study in Hawaii.
- **\$700,000 increase ceiling of STEP Grant Fund** in order to accept and expend funds in the STEP federal program.
- **\$150,000 for the commemoration of the 150th Anniversary of Japanese Immigration to Hawaii.**
- **\$50,000 for the commemoration of the 25th Anniversary of Hawaii-Taiwan Sister-State.** To conduct a trade and investment mission to Taiwan; produce a community business promotion event locally to commemorate the 25th anniversary.

LAND USE COMMISSION – BED 103

MISSION: The Land Use Commission (LUC) works with the Hawaii State Legislature, County Planning Departments, interest groups and landowners to define constitutionally mandated standards and criteria for the classification of land, assist in planned growth and protect important agricultural lands in the State of Hawaii. The commission also works with the County Planning Departments to enhance and clarify the special permit process in the Agricultural Land Use District.

The program objectives of the Land Use Commission are to:

- 1) Process, review, and act on petitions for district boundary amendments, which involve lands more than 15 acres in the State Agricultural, Rural, and Urban Districts, and all petitions seeking reclassification of lands in the Conservation District;
- 2) Review and act on applications for special permits in the Agricultural and Rural Districts which are more than 15 acres;
- 3) Develop, in conjunction with the counties and the State Legislature, maps and boundary designations for all of the State's Important Agricultural Lands (IAL);

- 4) Designation of IAL for protected status;
- 5) Process private landowner petitions for designation of their lands as Important Agricultural Lands;
- 6) Process motions and boundary interpretation requests; and
- 7) Maintain, update, and disseminate official State land use district maps and land use information.

LUC operates by means of a nine-member voluntary commission, assisted and supported by the executive officer, chief clerk, GIS specialist, three planners and one secretary (seven employees).

ECONOMIC AND FISCAL CONDITIONS: Current economic conditions have increased the number of petitions filed with the LUC. In particular, LUC is seeing a significant increase in affordable housing (201H) projects. These are "fast track" projects that are approved or disapproved within 45 days of submission. In addition, the demand for workforce housing and single family residences have resulted in the re-animation of several projects that were approved some time ago but had not been developed for economic reasons. These projects are now being revised and requests are being made for modification or amendment.

Lending terms are currently in flux and there is a retraction of capital available for development of single family homes. As predicted, we are beginning to see a predicted contraction in the real estate industry. Based on historical patterns, LUC is experiencing a significant increase in petitions and motions to amend ahead of the impending slowdown. Due to the housing crisis we are expecting a continued upward trend in 201H projects.

Significantly, with the closure of sugar plantations and the difficulty faced by large-scale farming operations, LUC has seen a number of petitions filed to place land into the Important Agricultural Land Designation. The County of Kauai has completed its designation process and we expect the County of Oahu to bring forward its designation within the next year. With the demise of sugar, this initiative is especially critical in Maui County, however, there has not been any action as yet from the County. We are continuing to work with them in this regard.

NOTABLE PERFORMANCE MEASURES, EXPECTED OUTCOMES, AND RECENT RESULTS:

NOTE: Measures of performance are generally not within the control of LUC, but rather are based on the number of petitions filed and the requests made for boundary determinations. In certain years the number of petitions may be higher than others, but the types of petitions handled may have been relatively simple in that year. Other years may show a lower number of petitions reviewed but they may have been significantly more complex resulting in longer times to completion.

- LUC has met all of its requirements with regard to petitions filed in a timely manner. In FY 17, and since FY 12, LUC has met all required action deadlines well within the statutory time period and has reduced the time for response to boundary determinations by 50%.

- Digitizing archived materials and adding another staff person will give LUC the ability to overcome efficiency issues associated with limited resources.
- With the influx of 201H projects (which must be processed within 45 days), LUC has increased efficiency by making rule changes and working directly with petitioners to ensure a fair but expedited process.
- The commission has become increasingly efficient through the use of electronic filings and posting of public documents on a revised website that the time to process petitions has decreased by an average of 30 to 60 days depending on the nature of the petition or motion.
- Following current land use initiatives by the legislature and the administration, LUC is in the process of amending its rules to ensure issues of sustainability and climate change are addressed in its examination of district boundary amendments. Requiring analysis in these areas will ensure that LUC meets its obligations under the public trust doctrine.
- The addition of a third planner following last year's budget appropriation has provided LUC with the ability to ensure compliance with petitions. We anticipate at least two hearings for violation of conditions in the next calendar year.

FEDERAL FUNDS: None.

NON-GENERAL FUNDS: None

BED 103 EXECUTIVE BUDGET ADJUSTMENT: None

CREATIVE INDUSTRIES DIVISION – BED 105

MISSION: The Creative Industries Division (CID) is the State's lead agency charged with strengthening Hawaii's creative entrepreneurial ecosystem while growing its vibrant film and media hub in the Pacific. Comprised of the Hawaii Film Office and the Arts and Culture Development Branch, CID's strategic initiatives accelerate growth opportunities and the export of creative content, talent, workforce and infrastructure development, as well as managing statutory programs for film. This builds a thriving ecosystem which is strengthening Hawaii's knowledge-based, creative economy. CID also developed and manages the statewide Creative Lab Hawaii Accelerator, a key component of Hawaii's innovation-based economic strategy.

ECONOMIC AND FISCAL CONDITIONS:

Restrictions/Partnerships: CID's share of DBEDT's general fund restriction has an impact on program expenses, but the division is working with partners in both government and private sector to accomplish key initiatives, such as the Creative Lab Hawaii Accelerator program in media and music. This program plans to expand to the neighbor islands in 2018 and beyond.

Restrictions/Film Marketing: Areas of marketing and business development for film are impacted by the restriction limiting marketing of Hawaii as a destination for film and television production.

Staffing Capacity & Skill Sets: Film production has had an exceptional year in the 2017 calendar year; on track to exceed \$250M in estimated production expenditures. This has continued to stretch capacity in the film branch. Of primary concern is the need for more tax credit accounting in the film branch. The division is seeking to remedy this through the addition of an accounting unit, as noted in DBEDT's response to the State Auditor. The supplemental budget request for an accounting/auditor consultant will provide specialized production accounting skills to handle the increased Act 89/143 responsibilities.

Hawaii's Creative Economy Growth: Overall, Hawaii's creative economy continues to expand, seeing increased export of creative content, music and cultural arts globally.

- Increase in size of creative sectors by 12 percent since 2007 to present.
- Hawaii's Creative Economy comprised of 52,000 individuals and companies.
- Music and cultural sectors out-perform their national counterparts.

NOTABLE PERFORMANCE MEASURES, EXPECTED OUTCOMES, AND RECENT RESULTS:

- **Creative Economy Hawaii 2017 Report:** CID issued its annual report, "Hawaii's Creative Industries, Update Report," in partnership with the department's Research and Economic Analysis Division (READ). The report shows Hawaii's creative economy comprised of 52,063 entrepreneurs and small businesses, which contributed \$3.6 billion to Hawaii's GDP, representing 4.3 percent of the State's GDP.
- **Film Production:** Film Production in calendar year 2017 has reached \$276M to date. Feature films included *Jurassic World 2*, *Marvel's Inhumans*, *Jumanji: Welcome to the Jungle* (released December 2017), *Snatched* (released May 2017), and the eighth season of *Hawaii 5-0*. Hawaii could see three television series, including *Hawaii 5-0* in production in 2018.
- **Broadband Fiber Connectivity:** CID has partnered with HSDC and Sohonet/GVS Connect to initiate the installation of a 1 gig to 10 gig high speed fiber hub at the Hawaii Film Studio to increase bandwidth and provide additional capacity for more post production to be headquartered in Hawaii vs. mainland. While it may not be feasible for all post production to be handled for a television series, *Hawaii 5-0* has been increasing their post production in Hawaii for audio and video over the past few years and is excited about the new capacity to maximize efficiencies.
- **Hawaii Film Studio:** The Hawaii Film Studio has completed replacement of the original production cottages with modular units. Construction has been delayed and the film branch continues to work with the Department of Accounting and General Services (DAGS), G70 and the contractor to ensure completion by February 2018.
- **Entrepreneurial Ecosystem Development:** The Creative Lab Hawaii (CLH) Program has mentored a total of 288 creative entrepreneurs who participated in CID's innovative CLH program by participating in the following components: Immersive Programs, Ideation Weekend Programs, Public Programs and hands-on coaching and mentoring by industry leaders in the areas of screenwriting, producing, broadband/new media, music, and interactive media.

- CLH Music Immersive: During the 2016 five-day Music Immersive program, 24 songs were produced, among them three songs were sold to a major entertainment studio, two licensed to STARZ cable network, and two licensed for a year-long international advertising campaign. All artists will receive royalties as noted in their agreements, augmenting the traditional income streams from touring, downloads and CDs to now include new ways to monetize their original works in film, television, commercials and interactive media.
- CLH Writers Immersive: Three scripts have been optioned at various amounts, among them Hawaii Island's Amy Bircher's *Victorian Christmas*. During one of the CLH networking events, a screenwriter made an introduction to a producer contracted by Lifetime Network. Her screenplay for the short film, *Delivering Christmas*, aired on Lifetime on December 3, 2017. From this work, she has landed a full length script deal for the Hallmark Channel. Maui screenwriter, producer, director, Brian Kohne's feature film project, *Kuleana*, premiered at both the Maui Film Festival and the Hawaii International Film Festival, including mainland festivals where it won several awards. From the Interactive media cluster, Tracy Davidson published her Tourism & Leisure App, *Tracy's Map*, on iTunes and Android. And, 2013 Writer Immersive fellow, Jason K. Law, started filming his feature film, *Hanalei Bay*, in co-production with Japan. CLH-selected fellows attended some major networking markets such as ASCAP I Create Music Expo, Game Development Conference, VidCon and American Film Market, where they had the opportunity to pitch their projects, meet with investors and decision makers and had other networking opportunities.

FEDERAL FUNDS: Through the U.S. Department of Commerce, Economic Development Administration, CID received a grant of \$400,000 during 2014 for the Creative Lab Hawaii (CLH) Program. Although CID is not at risk of losing these funds, they end in March 2018. Federal funds support the CLH program's expansion in subject matter and geographic coverage to include the neighbor islands, to strengthen Hawaii's creative entrepreneurs' capacity for success. CID is requesting an additional \$250,000 in federal funds to support CLH for FY18-19 to continue the program. As this program runs throughout the year, any reduction to the operating budget will impact the entrepreneurial pipeline of projects initiated by creative entrepreneurs in the CLH program.

Federal Award Title: Hawaii Creative Industries Innovation Ecosystem Development Project

CFDA Number: 11.307 – Economic Adjustment Assistance

NON-GENERAL FUNDS: Technical Assistance for Entrepreneurs, Creative Industries Division Special Fund. <https://budget.hawaii.gov/wp-content/uploads/2017/12/BED-NGF-2018-Leg.pdf>

BED 105 EXECUTIVE BUDGET ADJUSTMENT:

- \$50,000 – Accounting/Audit Services are necessary to support implementation of Act 143 including production report reviews, on-going data collection and metrics

associated with economic impacts and reporting responsibilities per statute for the film tax credit program.

FOREIGN-TRADE ZONE DIVISION – BED 107

MISSION: The Foreign-Trade Zone Division No. 9's (FTZ 9) mission is to establish, maintain, and administer general-purpose Foreign-Trade Zones and special-purpose Foreign-Trade Subzones throughout the State; provide storage and distribution services to firms engaged in import/export of merchandise; and lease office, warehouse, and manufacturing space to firms engaged in international trade. The FTZ receives no general funds. FTZ 9 has over 330 clients, providing revenues of close to \$2 million annually, which supports the program. During the last reporting year in its report to Congress, FTZ 9 had more than \$7 billion in cargo and merchandise transited through FTZ sites in Hawaii.

ECONOMIC AND FISCAL CONDITIONS: International trade activity has grown significantly over the past several years, countering a downward trend in activity in 2015, with a rebound in growth late in 2016, which continued into 2017. This reflects recent instability in the global marketplace and can be attributed to a decrease in U.S. investment and an increase in U.S. protectionism. Hawaii's economy, however, remains stable and continues to grow at a steady rate. Although overall FTZ activity reflected a decrease from the previous year, there were significant highlights, most notably at the Pier 2 facility. All 75 offices at the FTZ are leased to those who engage in international trade or who support and develop the trade community. Utilization of the program's six-acre warehouse continues to maintain a very high capacity of cargo storage and distribution. Over the past year, the FTZ has continued to work to diversify its tenant base to include companies in the renewable energy and digital media development sectors of the economy. This allows for a wider base of clients and greater opportunities to grow and sustain international trade opportunities in diverse, emerging economic sectors for international business.

NOTABLE PERFORMANCE MEASURES, EXPECTED OUTCOMES, AND RECENT RESULTS:

- The Hawaii Foreign-Trade Zone program continues to have the highest number of Zone Project users in the nation at 378 firms.
- Hawaii's Foreign-Trade Zone project continues to remain in the top 25 FTZs in the nation, with total exports annually reaching nearly \$430 million, 19th highest in the nation according to the Foreign-Trade Zones Board Annual Report to Congress. FTZ 9 ranked 21st highest in the nation for exports from warehouse/distribution activity.
- Total value-added and manufacturing activities was over \$4.7 billion from the Hawaii FTZ project.
- Capital Improvement projects within the State's FTZs totaled nearly \$49 million.
- The Foreign-Trade Zone Pier 2 location continues to be the host site for the Hawaii Pacific Export Council (HPEC) and the Export Training initiative. This past year, the HPEC

was awarded the honor of top District Export Council in the nation for its work in creating and implementing a highly-successful, mentor based export training program.

FEDERAL FUNDS: None.

NON-GENERAL FUNDS: FTZ Special Fund.

<https://budget.hawaii.gov/wp-content/uploads/2017/12/BED-NGF-2018-Leg.pdf>

BED 107 EXECUTIVE BUDGET ADJUSTMENT: None.

HAWAII TOURISM AUTHORITY – BED 113

MISSION: The Hawaii Tourism Authority (HTA) is the official agency for tourism in the State of Hawaii. Among its responsibilities, HTA is charged with setting tourism policy and direction; developing and implementing HTA’s tourism strategic and brand management plan; managing programs and activities to sustain a healthy visitor industry; and coordinating tourism-related research, planning, promotional and outreach activities. HTA serves as a vital bridge between government and the tourism industry.

HTA is guided by its Strategic Plan. One of HTA’s key strategic roles is managing the promotion of Hawaii’s brand, and supporting programs to help deliver on the brand promise. This work requires HTA, as the overall custodian of the Hawaii brand, and through the execution of the HTA Brand Management Plan, to ensure the alignment of marketing programs with a true Hawaii experience.

HTA accomplishes successful brand management without General Fund appropriations, but through reinvestment of Transient Accommodations Tax (TAT) revenue into its programs. HTA coordinates with global contractors, visitor industry partners, including domestic and international airline carriers, travel trade members, and community stakeholders to ensure marketing and communication efforts are on target and appropriate, and aligned with Hawaii’s distinctive products, activities, natural resources, Hawaiian culture and multi-cultures; in sum, the Hawaii experience.

Relating to the Hawaii experience and delivering on the Hawaii brand promise, HTA has the ability to manage, create and support the development of unique tourism experiences such as community and cultural festivals, sporting events, natural resources and community programs. HTA also directly affects the visitor experience through its support of career development and visitor assistance initiatives, all the while integrating the community and residents considerations and respect for the Hawaiian host culture.

ECONOMIC AND FISCAL CONDITIONS: HTA’s economic and fiscal conditions and notable highlights will be discussed separately.

NOTABLE PERFORMANCE MEASURES, EXPECTED OUTCOMES, AND RECENT RESULTS: HTA's economic and fiscal conditions and notable highlights will be discussed separately.

FEDERAL FUNDS: None.

NON-GENERAL FUNDS: Tourism Special Fund, Convention Center Enterprise Special Fund.
<https://budget.hawaii.gov/wp-content/uploads/2017/12/BED-NGF-2018-Leg.pdf>

BED 113 BUDGET ADJUSTMENT: None.

HAWAII STATE ENERGY OFFICE (STRATEGIC INDUSTRIES DIVISION) - BED120

MISSION: The mission of the Hawaii State Energy Office (HSEO) is to stimulate the deployment of clean energy infrastructure as a catalyst for economic growth, energy ecosystem innovation and test bed investments. HSEO is the lead for energy planning and policy and deployment support in the State of Hawaii and coordinates high impact solutions for energy efficiency and self-sufficiency among government agencies and the private sector.

ECONOMIC AND FISCAL CONDITIONS: HSEO will be facing a financial shortfall beginning in Fiscal Year 2020. An additional allocation from the Environmental Response, Energy, and Food Security Tax to the Energy Security Special Fund (ESSF) will be needed to cover the operational funding for HSEO. HSEO's primary source of funds is the ESSF established under Act 208 (2008) to provide HSEO with a reliable funding source for carrying out Hawaii's energy security and jobs creation agenda. However, the current allocation of funding to the ESSF does not fully support all the personnel and programmatic needs of HSEO. Without an additional allocation, HSEO's ability to plan and carry out its statutory and functional obligations and expectations as Hawaii's lead energy agency will be adversely affected.

NOTABLE PERFORMANCE MEASURES, EXPECTED OUTCOMES, AND RECENT RESULTS:

- **Statewide Renewable Energy Portfolio Standard (RPS):** In its delegated role supporting the State's Energy Resources Coordinator, HSEO develops and advocates for policies, plans, and programs to assist energy stakeholders and regulatory bodies in efforts to achieve Hawaii's statutory Renewable Portfolio Standard (RPS) targets (15 percent by 2015; 30 percent by 2020; 40 percent by 2030; 70 percent RPS by 2040; and 100 percent by 2045). As of the most recent reporting period of December 31, 2016, Hawaii's RPS was 26.6 percent, placing Hawaii well on its way to achieve the 2020 interim RPS target of 30 percent. In particular, HSEO supports legislative policies, regulatory decisions and orders, and the convening of energy stakeholders to make progress on renewable energy generation projects, grid improvements, and other activities that contribute to fulfillment of RPS objectives.
- **Energy Infrastructure:** Convened and coordinated the U.S. Department of Energy, Sandia National Laboratories, and the U.S. Department of the Navy in supporting the

interests of DBEDT and the Hawaii Community Development Authority (HCDA) to improve the energy infrastructure on land holdings of HCDA in the Kalaheo District.

- **Renewable Energy Projects:** The following utility-scale and pilot renewable energy generation projects became or were expected to become operational in 2017:
 - Kuia Solar Project, Maui (2.87 MW).
 - South Maui Renewable Resources Solar Project, Maui (2.87 MW).
 - EE Waianae Solar, Oahu (27.6 MW).
 - Waipio Solar Facility (11 MW).
 - Daniel K. Inouye International Airport (biodiesel) Dispatchable Standby Generation Project (10 MW).
 - Alexander & Baldwin launched a partnership with TerViva to cultivate a pongamia seed oil crop on 250 acres of former sugar plantation lands on Maui.
- **Technical assistance to public and private entities:** Hawaii led the nation in 2017 for the sixth consecutive year, in the per capita value of energy savings performance contracting (EPC). Hawaii's \$372.81 per capita investment in energy efficiency installations has significantly outpaced all other states with second place Washington's value of EPC investments totaling \$191.67 per capita.
- **Hawaii Green Business Program:** A partnership between HSEO, the Hawaii Department of Health, the Board of Water Supply, and the Chamber of Commerce of Hawaii, the program helps businesses implement programs to conserve energy and water, reduce waste, and foster community involvement. From its inception in 2009 through 2017, the program has helped businesses save 19 million kilowatt hours of electricity, 137 million gallons of water and \$6 million in energy costs.
- **VW Settlement:** Governor Ige, in 2017, designated DBEDT the lead agency for purposes of administering the State of Hawaii's \$8.125 million allocation per the Volkswagen Settlement's Environmental Mitigation Trust. HSEO is the primary State agency charged with expending and executing the Eligible Mitigation Actions funded by the Trust. Through data collection, analysis, stakeholder engagement, and public outreach, HSEO is developing Hawaii's Beneficiary Mitigation Plan which will summarize how the State of Hawaii plans to use the settlement funds.
- **EnerGIS Upgrade:** HSEO unveiled an updated version of its Renewable EnerGIS online mapping tool that will make it easier for land owners, developers, residents and policy makers to assess the renewable energy potential of sites statewide as Hawaii moves ahead with its clean energy transformation. Renewable EnerGIS helps users make "first cut" site decisions to determine whether a particular site may be suitable for a renewable energy project.
- **Energy Efficiency Charrettes:** Under the framework of the Hawaii Clean Energy Initiative, HSEO hosted a series of Energy Efficiency Charrettes in 2017 bringing together stakeholders to brainstorm and share ideas about new approaches to unlocking the value of energy efficiency.
- **Utility Model Study:** At the direction of the Hawaii State Legislature, HSEO is conducting a study to evaluate the costs and benefits of various electric utility

ownership models, as well as the viability of various utility regulatory approaches, to aid Hawaii in achieving its state energy goals. The study will engage a wide range of stakeholders and perspectives across all islands, providing multiple opportunities for input and participation. The final report, due in January 2019, will be used to provide a robust assessment that will inform future decisions on utility business models by the governor, Legislature, Public Utilities Commission and other stakeholders.

- **Building Codes:** Pursuant to HRS 107-22(4), HSEO is a voting member and an active participant on the State Building Code Council. In 2017, HSEO was instrumental in advocating for the adoption of the IECC Chapter 3-181.1 State Energy Conservation Code Hawaii Administrative Rules, which Governor David Ige signed into law on March 20, 2017, and was adopted on March 31, 2017.

FEDERAL FUNDS: US Department of Energy’s State Energy Program (SEP) Formula Award CFDA 81.041. We do not anticipate any change to the State of Hawaii’s allocation of State Energy Program (SEP) funds in the next year.

Federal Award Title: State Energy Program (SEP) Formula – State of Hawaii
CFDA Number: 81.041

NON-GENERAL FUNDS: Energy Security Special Fund, Renewable Energy Facility Siting Special Fund, Hawaii Green Infrastructure Bond Fund (Outside State Treasury), HI Green Infrastructure Special Fund (Outside State Treasury).

<https://budget.hawaii.gov/wp-content/uploads/2017/12/BED-NGF-2018-Leg.pdf>

BED 120 BUDGET ADJUSTMENT:

- **\$500,000 (MOF: A) State Energy Plan Update (BED 120/SI)**
As with the initial 2008 Hawaii Clean Energy Initiative (HCEI), due diligence with regard to analyses to support the Energy Plan was completed prior to developing goals and policies. With the swift changes in technologies and innovation, new utility grid concerns, and expanding plans and goals for transportation, we must conduct due diligence by updating and conducting new analyses. Preparing an updated State Energy Plan requires resources.
- **Conversion of Energy Analyst Position (BED 120/SI)**
An Energy Analyst position (#122382), 100 percent federally funded by repurposed State Energy Program (SEP) - ARRA grant funds, was established and filled in FY18 based on approval from the U.S. Department of Energy. The position supports clean transportation initiatives within HSEO to fulfill the responsibilities of the Lead Agency for Hawaii under the Environmental Mitigation Trust portion of the Volkswagen Settlement.
- **Transfer \$50,000,000 Special Fund Ceiling from the BED120/SI to BED 138/GI**
Transfer the Special Fund ceiling from HSEO to the Hawaii Green Infrastructure Authority (HGIA) which manages the Green Energy Market Securitization (GEMS) program. As the HGIA was established in 2014 to administer the Hawaii green infrastructure loan program, the Green Infrastructure Special Fund should be moved to the HGIA.

OFFICE OF AEROSPACE DEVELOPMENT – BED 128

MISSION: The Hawaii Office of Aerospace Development (OAD) facilitates coordination among Hawaii’s government, private and academic sectors to promote the growth and diversification of Hawaii’s aerospace industry.

ECONOMIC AND FISCAL CONDITIONS: The aerospace industry experienced an increase of 1,163 (14.4 percent) jobs over the past five years primarily in scheduled passenger air transportation, which comprises 89.4 percent (8,251 jobs) of the industry. This increase has fueled the influx of tourists to our islands and expanded our economy.

NOTABLE PERFORMANCE MEASURES, EXPECTED OUTCOMES, AND RECENT RESULTS:

- **Unmanned Aerial Systems (UAS)** supports economic growth through public education on the potential safe uses of drones for Hawaii businesses, public safety, law enforcement, environmental, defense, educational agencies, and other groups.
- **Challenger Center Hawaii** assists over 5,000 students in developing creative solutions to “real world” aerospace problems, as well as to explore a variety of possible careers in aerospace.
- **Small Satellite Launch Feasibility Study:** DBEDT and UH’s Hawaii Space Flight Lab will determine the feasibility of a small satellite launch and processing facility on the island of Hawaii. The spaceport would be the Pacific Spaceport Complex Hawaii and would be a site offering both a rail and stool launch pad able to launch liquid and solid booster rockets into equatorial orbit.
- **PISCES** is an attached agency with its own executive board that was initiated by OAD. PISCES promotes applied research to grow sustainable and green industries in aerospace and related sectors in Hawaii, along with associated jobs, workforce development, internships and STEM (science, technology, engineering, and math) programs.

ECONOMIC AND FISCAL CONDITIONS: PISCES’ budget for FY18 included \$400,000 for the base budget and a \$200,000 restriction to conduct a Feasibility Study for a Continuous Basalt Fiber (CBF) manufacturing facility in Hawaii.

The base budget supports PISCES’ operations (payroll for 3.1 FTE, occupancy, and modest variable costs). To enable the continuation of applied research, workforce training and STEM programs, PISCES wrote grant proposals and reached out to other state and county agencies for help.

- The NASA STTR grant enabled PISCES to add one full-time technician and cover program expenses.
- Funds from the Hawaii Department of Labor and Industrial Relations supported five (5) college level student internship positions over the summer.
- Funds from Hawaii Technology Development Corporation (HTDC) provided for the fourth year of the PISCES STARS (STEM Aerospace Research Scholars)

- program, a week-long workshop designed to expose high-school girls to STEM occupations in the aerospace sector.
- A grant from the Hawaii County Department of Research and Development for an Unmanned Aerial Vehicle approach for treating fire ants enabled PISCES to provide a new robotics school-year internship for a Hawaii student.

NOTABLE PERFORMANCE MEASURES, EXPECTED OUTCOMES, AND RECENT RESULTS:

APPLIED RESEARCH

- **FY17 Results:**
 - Awarded \$59K NASA STTR Phase I Grant to develop a planetary construction block made with volcanic basalt.
 - Awarded \$8K Hawaii County Dept. of R&D Grant to conduct research on little fire ant control using unmanned aerial vehicles.
 - Presented research papers and participated in forums at Aerospace and Space Exploration Conferences.
 - Participated in the 2nd International Basalt Forum (remotely) and presented research work in basalt.
 - Participated in first International Moonbase Summit on Hawaii Island to lay groundwork for a prototype lunar base in Hawaii.
 - Signed MOU with company to do research on mobility systems for planetary rovers.
- **FY18 Expected Outcomes**
 - Submit five (5) research grant proposals.
 - Present research papers at major Aerospace and Space Exploration conferences.
 - Develop collaborative research agreements with University of Hawaii researchers.
 - Complete Phase I of NASA-funded STTR Project and submit proposal for Phase II award.
 - Complete Hawaii County Dept. of R&D research project.

WORKFORCE DEVELOPMENT/OUTREACH

- **FY17 Recent Results:**
 - Awarded grant by DLIR to employ/mentor five (5) student interns with paid or volunteer positions working on real-life projects in robotics, materials science and hands-on field testing.
 - Awarded grant by HTDC to fund STARS Program for 12 Hawaii high school women for one week.
 - PISCES participated in 30 events, speaking engagements, classroom and school club visits encouraging interest and mentoring involvement in STEM activities.
 - Participated in four (4) science-based TV/Internet programs to increase

PISCES' visibility on a national and international level. These programs included: Xploration Outerspace (2), The Verge's Space Craft series and C-NET.

- Established a credit-based Internship Program with Hawaii Community College in Hilo.
- **FY18 Expected Outcomes**
 - Employ/mentor six (6) interns and student workers during summer.
 - Expand the STARS Program to include more partners and activities, and increase the number of locations where the program takes place.
 - Engage in as many as 15 events, speaking engagements, classroom and school club visits encouraging interest and mentoring involvement in STEM activities.

LONG-TERM ECONOMIC DEVELOPMENT

- **FY17 Recent Results**
 - Established MOU's with three (3) companies to enable PISCES to expand work in basalt 3D construction, exchange equipment and evaluate different uses for basalt in the local construction industry.
 - Participated in committees in two multi-agency projects: Multi-purpose Processing Facility and Small Satellite Launch Facility.
 - Ground-based Laser Communication Station: Reached out to private company interested in establishing a ground-based laser communication station on Hawaii Island and led efforts in negotiations.
 - Led conversations with company interested in building an innovative launch system facility in Hawaii.
- **FY18 Expected Outcomes**
 - Contact 5 to 10 companies, agencies or entrepreneurs in related fields to explore business and research opportunities for Hawaii.
 - Establish MOU's with companies interested in developing basalt products industry in Hawaii.
 - Continue to participate in Multi-Purpose Processing Facility and Small Satellite Launch Facility projects.
 - Continue involvement with ground-based laser communication station company.
 - Continue involvement with innovative launch system company.

FEDERAL FUNDS: NASA STTR \$59,000. The award was made to Honeybee Robotics, Inc., and PISCES as a subcontractor, through the NASA Small Business Innovation Research (SBIR), Small Business Technology Transfer (STTR) Program. This is a "Phase I" grant. "Phase II" grants are independent of Phase I grants and are independently applied for and may or may not be granted. The impact on PISCES is that support for a technician relies on these funds. PISCES plans to restore these funds by applying for

new Grants.

NON-GENERAL FUNDS: None.

BED 128 EXECUTIVE BUDGET ADJUSTMENT: None.

RESEARCH & ECONOMIC ANALYSIS DIVISION – BED 130

MISSION: The Research & Economic Analysis Division (READ) works to enhance and contribute to the economic development of Hawaii by providing data, analyses and policy recommendations on economic issues. READ provides economic forecasts that contribute to long-term statewide planning and infrastructure needs assessment, and also conducts and reports on basic research on Hawaii's economy.

ECONOMIC AND FISCAL CONDITIONS: There has been increasing demand for economic data and analysis by the legislature, other government agencies, and the general public. Also, the preparation for the 2020 Census has started. READ has been working effectively by forming special teams on projects with high priorities.

NOTABLE PERFORMANCE MEASURES, EXPECTED OUTCOMES, AND RECENT RESULTS:

- **Reports:** Produced an average of 50 economic and statistical reports covering all aspects related to Hawaii's economy and the population.
- **Website Information:** READ's website receives an average of 29,000 page views a month.
- **Economic Studies:** READ completed the following studies:
 - Series of economic studies on education, energy, taxation, transportation, and consumer debt;
 - Analysis on the real property tax;
 - Study on the Air Cargo Industry in Hawaii;
 - Study on the Consumer Debt in Hawaii;
 - Report on the Impact of Act 39(17) Relating to Hawaii Movie Theaters; and
 - Updated the studies on Hawaii's Emerging Industry; the Self-Sufficiency Income Standard; and the Hawaii Tax Credit for Research Activities.
- **Support for Government and Business:** READ provided economic data and analysis for government agencies and the business community. These included the monthly passenger count for the Hawaii Tourism Authority to estimate the visitor numbers; and preparing economic documents for the Department of Accounting and General Services, Department of Transportation, and Department of Budget and Finance.
- **State Financial Activities:** READ participated in the activities of the State revenue bond and general obligation bond credit rating and sales.
- **Education and Outreach:** READ delivered an estimated 20 presentations to the local business communities in the State on economic conditions and other issues.

FEDERAL FUNDS: None.

NON-GENERAL FUND: None.

BED 130 EXECUTIVE BUDGET ADJUSTMENT: None.

HAWAII GREEN INFRASTRUCTURE AUTHORITY – BED 138

MISSION: Pursuant to Act 211, the Hawaii Green Infrastructure Authority (“Authority” or “HGIA”) was constituted in October 2014 to administer the Green Energy Market Securitization (GEMS) Program. The mission of HGIA is to provide loans for clean energy improvements in order to make clean energy technologies more affordable and accessible to Hawaii consumers. The GEMS Program was created with the recognition that, while the State has seen early success in clean energy adoption, it is in the public’s interest to reduce the cost of clean energy installations and broaden access and affordability of these installations to all ratepayers, including the “underserved” defined as renters, nonprofits and low- and moderate-income households.

ECONOMIC AND FISCAL CONDITIONS: With the interconnection changes from NEM to CGS and without the ability to finance storage, it has been a challenge for solar contractors to size the proposed system to meet the 20 percent savings required for GEMS financing. In order to achieve maximum savings for our consumers, HGIA has, and continues to request from the PUC, alternative measures to get consumers savings: financing solar water heaters, solar batteries and other energy efficiency measures (lights, AC, fridge, etc.).

On October 26, 2017, the Hawaii Public Utilities Commission filed Decision and Order No. 34930 which changed the order of loan repayments received to be first applied towards the replenishment of the Public Benefits Fee before payment of HGIA’s program administrative costs. As HGIA is not supported by General Funds, and as loan administration and servicing will continue for 20+ years, this Order requires HGIA to set aside and reserve a portion of the loan funds to ensure proper administration and servicing until the loans are paid in full, resulting in approximately \$50.0 million in GEMS funds remaining to lend.

NOTABLE PERFORMANCE MEASURES, EXPECTED OUTCOMES, AND RECENT RESULTS:

- 53.2 percent of funds have been committed/expended
- Over 100 consumer loans financed
- 77.5 Gigawatt lifetime production from systems currently installed
- \$36 Million in Electricity Cost Savings from Energy Production

FEDERAL FUNDS: None.

NON-GENERAL FUNDS: Hawaii Green Infrastructure Special Fund.

<https://budget.hawaii.gov/wp-content/uploads/2017/12/BED-NGF-2018-Leg.pdf>

BED 138 EXECUTIVE BUDGET ADJUSTMENT:

- **\$50,000,000 Lending Ceiling.** Transfer the lending ceiling in the Hawaii Green Infrastructure Special Fund (S-395) of \$50 million from BED 120 to BED 138 to support its lending programs for the fiscal year ending June 30, 2019.

OFFICE OF THE DIRECTOR & ADMINISTRATIVE SERVICES OFFICE – BED 142

MISSION: The Office of the Director provides overall direction and coordination of statewide economic development and energy programs. It formulates and executes economic development policies of the Governor and the executive branch and economic development initiatives proposed and approved by the Legislature. The Administrative Services Office provides internal management, fiscal, budgetary, contract, personnel, information technology and other administrative services in support of DBEDT’s five core programs and ten attached agencies.

- **BROADBAND --**

MISSION: The Hawaii Broadband Initiative’s mission is to provide a foundation for economic growth and global competitiveness for Hawaii’s residents and businesses. Broadband facilitates rapid access to all types of information. Broadband provides new opportunities for business development through innovation, expansion, and e-commerce. Broadband connects public safety first responders, police fire, and emergency medical personnel, in crises. Broadband facilitates healthcare delivery and greater equity of access to educational resources. Broadband enables smart grid technology to allow greater amounts of renewable energy on electric grids. Broadband is essential to national security resources in Hawaii. A secure, carrier-neutral, open-access four-bore cable landing site will facilitate the availability of submarine and terrestrial broadband capacity for future decades.

ECONOMIC AND FISCAL CONDITIONS: Current technology and state permitting requirements have increased the likelihood that new transpacific broadband cables will bypass Hawaii. While Hawaiian Telcom has landed a new cable in the last year and Hawaiki has started work on a private landing site, Hawaii will continue to need new cables as demand for faster speeds and additional capacity grows at an exponential pace.

NOTABLE PERFORMANCE MEASURES, EXPECTED OUTCOMES, AND RECENT RESULTS:

- Completion of all environmental assessments and land use permits needed for a cable landing site will reduce the initial cost of investment and financial risk to global fiber optic cable developers of laying new cables to and through Hawaii.
- Completion of a competitive procurement for a private partner to design, finance, construct, operate, maintain, and market a secure, carrier-neutral, open-access four-bore cable landing site.
- Landing of four new transpacific fiber optic cables at a steady rate over the next 25 years.

- **SMALL BUSINESS REGULATORY REVIEW BOARD --**

MISSION: The Small Business Regulatory Review Board (SBRRB) is attached to the Director’s Office, and is responsible for providing recommendations to State and County agencies on new and amended administrative rules that impact small business. The SBRRB is also charged with reviewing existing rules upon requests from small business owners or at the Board’s initiative.

ECONOMIC AND FISCAL CONDITIONS: With limited operational funds, the SBRRB continues to be challenged in reaching small business owners in order to optimize the Regulatory Flexibility Act (Chapter 201M, HRS), and continues to have a low profile and does not receive high visibility attention from Hawaii’s small business community.

NOTABLE PERFORMANCE MEASURES, EXPECTED OUTCOMES, AND RECENT RESULTS:

- Reviewed and made recommendations to 78 new and amended administrative rules to State and County, both pre- and post-public hearing.
- Reviewed six (6) requests from small businesses for proposed new and amended Hawaii Administrative Rules.

FEDERAL FUNDS: None

NON-GENERAL FUNDS: None

BED 142 EXECUTIVE BUDGET ADJUSTMENT:

- Appropriation of \$10 million in general obligation bonds to fund a secure, carrier-neutral, open-access cable landing site. GO bonds will allow successful completion and amended competitive procurement and implementation of the project.
- Lapse of \$25 million in reimbursable general obligation bonds appropriated by S.B. 892, (2015). The 2017 RFP for a cable landing site was cancelled because acceptable offerors were unable to meet the standard repayment schedule for reimbursable bonds due to the long-term revenue forecasts for this project.

HAWAII TECHNOLOGY DEVELOPMENT CORPORATION – BED 143

MISSION: The Hawaii Technology Development Corporation (HTDC) is the State of Hawaii’s lead agency to grow the technology industry sector through the development of infrastructure, capital and talent. Infrastructure includes facilities to nurture new companies and innovations. Capital provides the resources required to move the companies to self-sufficiency. Talent supports the fast changing technology environment that is critical for sector growth. The HTDC 80/80 Initiative to create 80,000 new technology and innovation jobs earning more than \$80,000 annual salary by 2030 will diversify the economy and create high-wage job opportunities for the people of Hawaii. HTDC works closely with all of the DBEDT divisions and administers two federally-funded programs assisting manufacturers and demonstrating new alternative energy solutions.

ECONOMIC AND FISCAL CONDITIONS: Limited state resources have affected HTDC program funding. Over the past two years, funding for two grant programs that support the creation of high wage jobs were reduced 50 percent and the number of companies receiving awards was reduced. The impact will be a slower pace for companies to achieve self-sufficiency, limited company growth, and a negative impact on meeting the goal of creating 80,000 new jobs by 2030. In 2016, every \$1 the State invested in grant programs generated \$10 in State taxes.

Reduction in federal funding for defense projects has affected HTDC revenues for its Maui facility. Reduced revenue affects HTDC’s ability to provide needed programs such as mentoring, workshops and training for the technology community. HTDC relies on these revenues to provide its programs as it receives no general funds for these programs.

HTDC operates under a highly-leveraged model providing \$8 of service to the State for every \$1 of general funds received. The additional funding comes from rent revenue from the incubation centers, federal contracts (HCATT and INNOVATE Hawaii), consulting contracts, and private sector sponsors for events.

HTDC continues to operate without a long-term lease at the Manoa Innovation Center (MIC). The lease expired in April 2015 and a long-term extension has not been offered by UH; MIC’s rental income from the innovation center is the primary source of income for HTDC’s special fund. The special fund is used to fund program initiatives, any required match for federal grants, as well as staff wages. If the month-to-month lease were to be terminated, and funding for a new facility is not provided, HTDC will lose its income source and will be forced to reduce its staff and programs. HTDC plans to build a replacement incubator facility in the Innovation Block located in Kakaako. Once HTDC receives CIP funding, the new incubator facility will be completed in 4 years.

NOTABLE PERFORMANCE MEASURES, EXPECTED OUTCOMES, AND RECENT RESULTS:

- **2016 HTDC Annual Economic Impact Survey**

Number of companies surveyed	150
Est. 2016 Total Revenue	\$388.8 million
Total Economic Impact	\$619.6 million
Income Generated	\$156.2 million
State Taxes Generated	\$27.1 million
Number of jobs	3,094 jobs
Number of jobs in Hawaii	2,687 jobs

- **INNOVATE Hawaii program**

Number of manufacturers served	49
Internal Investment	\$17.3 million
Revenue	\$28.2 million
New Employees	72 employees
Jobs Saved	565 jobs

Hawaii Small Business Innovation Research (HSBIR) program

Number of companies surveyed	37
Est. 2016 Total Revenue	\$59.8 million
Total Economic Impact	\$89.5 million
Income Generated	\$33.9 million
State Taxes Generated	\$5.9 million
Number of jobs	372 jobs

- **HSBIR PHASE 1 GRANT AWARDS, STATEWIDE (FY17)**

Total federal SBIR funding	\$1.49 million
HSBIR matching funds	\$0.494 million
Number of companies	8
Number of new companies	2

- **HSBIR PHASE 2 GRANTAWARDS, STATEWIDE (FY17)**

Total federal SBIR funding	\$13 million
HSBIR matching funds	\$1.9 million
Number of companies	8
Number of new companies	2
Investment ratio	6.84

- **MANUFACTURING ASSISTANCE PROGRAM (MAP) MATCHING GRANT (FY17)**

Total company investment	\$5.54 million
Total matching grant awarded	\$0.932 million
Total applications received	42
Total companies funded	25
Number of new companies	14

- **HAWAII STATE MATCHING FUNDS FOR U.S. OFFICE OF NAVAL RESEARCH ENERGY PROJECTS (HONR)**

Total ONR funding	\$10.2 million
HONR matching funds	\$0.950 million
Number of companies	3 companies

- **NI3 Initiative:** HTDC launched the Neighbor Island Innovation Initiative (NI3) to make the agency statewide. This business mentorship program on Kauai and Hawaii Island provided assistance to 50 companies with the mentors meeting 91 companies in FY17.
- **Incubators:** Manoa Innovation Center and Maui Research and Technology Center incubated 113 companies and entrepreneurs.
- **Outreach Events:** HTDC sponsored 23 events that attracted more than 65,000 participants. Wetware Wednesday hosted 11 monthly networking events attended by more than 900 people. HTDC sponsored 6 hackathons attracting over 700 participants.

FEDERAL FUNDS: INNOVATE Hawaii was awarded a new \$500,000 annual contract with the US Department of Commerce’s National Institute of Standards and Technology to support the Manufacturing Extension Partnership (MEP) program for FY17 through FY21. The federal funding requires an in-kind match from HTDC. The program provides direct consulting assistance to manufacturers and administers the MAP and SBIR matching grant programs. Under the current federal administration, the program is in jeopardy of losing its funding. If the federal funds are lost, HTDC would require \$500,000 annual state funding to continue the program. The economic impact is detailed above and includes 4 full time staff. The metrics above demonstrate the importance of the INNOVATE Hawaii program in saving jobs and creating new jobs.

Federal Award Title: INNOVATE Hawaii Center Director
CFDA Number: CFDA 11.611, Contract # 70NANB13H129

HCATT’s \$22 million contract with the US Air Force Research Lab has been extended to September 30, 2018. HCATT continues to solicit Federal funding from a variety of sources to diversify its income stream. HCATT currently does not receive any State funding. HCATT operates the only operational renewable hydrogen production and dispensing station on Oahu and over the years has brought more than \$40 million in federal funds into the State, matched by another \$23 million from private partners. HCATT is working in partnership with the U.S. Air Force Research Lab and the Hawaii Air National Guard to design and develop micro grid stations utilizing 100 percent renewable energy. The program includes 5 full time staff.

Federal Award Title: The Hawaii Center for Advanced Transportation Technologies National Demonstration Center for Alternative Fuel Vehicles at Joint Base Pearl Harbor Hickam
CFDA Number: CFDA 12.800), Contract # FA8650-11-2-5605

NON-GENERAL FUNDS: High Technology Special Fund, The Hawaii Center for Advanced Transport, HTDC Innovate Hawaii, High Technology Development Center, Entrepreneur Sandbox Collab Center, Oahu-Con, High Technology Development Corporation, Chiller Replacement at MRTC, Maui-Eqp, Alternate Energy Research and Development Revolving Fund <https://budget.hawaii.gov/wp-content/uploads/2017/12/BED-NGF-2018-Leg.pdf>

BED 143 EXECUTIVE BUDGET ADJUSTMENT:

- **\$500,000 Manufacturing Assistance Program Grant (MAP).** The goal of the program is to reduce the need to import consumer products and make Hawaii companies more competitive in the global market by increasing manufacturing in Hawaii. This is a matching grant program that provides a 20 percent match, up to \$100,000 for manufacturers to purchase equipment, train employees or become more energy efficient. In FY 17, the MAP program was funded at \$1 million and 49 manufacturers applied for the grant and only 25 companies were able to receive funding. In 2016, MAP grant awardees contributed \$515 million in economic impact and generated nearly \$21 million in taxes.

- **\$500,000 Hawaii SBIR phase 2 and phase 3 matching grant program.** Hawaii's technology industry is well known nationally for its companies conducting Research and Development and turning them into products to solve our nation's top challenges. These companies are at the stage where they are ready to turn their high technology research into important products. This matching grant program provides funding to companies to hire staff and purchase equipment and other necessary items to move the company from lab into viable products more quickly. Last year, the program was funded at \$1 million and was able to fund 8 out of the 9 companies applying for funding.
- **\$750,000 Excelerator program.** This funding helps support Hawaii's start-up innovation accelerators. The accelerators are still in their early formation and need financial support to provide the necessary training to equip young entrepreneurs for success. All four accelerators are nationally recognized and ranked as the top accelerators in the country. There are three new accelerators that have been created in the last year to assist young companies to become globally competitive and meet the demand for Made in Hawaii products.

OFFICE OF PLANNING – BED 144

MISSION: The Office of Planning's (OP) mission is to guide the overall growth and development of the State through a statewide comprehensive planning framework. OP prepares plans and planning studies and conducts policy analysis primarily on issues related to land, coastal, and ocean uses. OP administers: the Planning Division, which includes the Special Plans Branch (SPB); Hawaii Coastal Zone Management (CZM) Program; Geographic Information System (GIS) Program; and the \$2 million Brownfield Cleanup Revolving Loan Fund (HBCRLF). OP also administers the Land Use Division (LUD). LUD prepares the State's position on quasi-judicial proceedings before the State Land Use Commission (LUC). The LUD ensures that the LUC's decisions and orders include terms and conditions that protect the State's interest in the long-term, the sustainable use of limited State resources, such as land, water, and State infrastructure facilities. The LUD is also OP's lead division on State Transit Oriented Development (TOD) coordination. The SPB staffs the Special Action Team on Affordable Rental Housing.

ECONOMIC AND FISCAL CONDITIONS: State and National fiscal and economic constraints affect the office's ability to operate at full capacity, and also impacts demand for land, coastal and ocean uses which, in turn, impacts natural resources. OP has continued to focus on its core statutory functions, federally-funded programs, and priority project areas of the administration and legislature. OP prepares planning and policy studies, position papers, and reports that provide quality information to decision-makers. Current economic and fiscal conditions have impacted OP's ability to perform periodic reviews of the Hawaii State Plan and key Functional Plans. OP is challenged by staff and resources constraints, but works diligently to maintain its productivity and efficiency.

NOTABLE PERFORMANCE MEASURES, EXPECTED OUTCOMES, AND RECENT RESULTS:

- **Performance Measure: No. of Plans Prepared in Timely Manner**
Planned / Estimated FY 2018: 4 total plans
 - Completed Update of the Statewide Comprehensive Economic Development Strategy (2016-2020). The result of a regionally-owned planning process designed to build capacity and guide the economic prosperity and resiliency of an area, the update provides a blueprint for economic development Statewide through a strategy-driven plan for regional economic development. The update allows qualification for Public Works and Economic Adjustment Assistance programs through the U.S. Economic Development Administration.
 - Completed NEPA and Plan Documents for the Hawaii National Estuarine Research Reserve culminating in the State of Hawaii receiving designation of the Hawaii National Estuarine Research Reserve (NERR) for the Heeia area and portions of Kaneohe Bay in Windward Oahu. The designation as the 29th NERR in the National Estuarine Research Reserve System provides an opportunity for coordinated management of resources to collectively achieve not only local goals but the larger goals of the System, and resources towards research to be performed within the NERR. The Hawaii NERR will be managed by the Hawaii Institute of Marine Biology, University of Hawaii.
 - Kalihi 21st Century Transformation Initiative – After a year of collaborating with a broad range of community members, the Office of Planning completed a Governor’s Initiative by publishing a Visioning Document for Kalihi in July 2017. The document reflects the vision that members of the Kalihi community have for the Oahu Community Correctional Center (OCCC), should OCCC relocate to another area. The top two visions for the site are economic development, and appropriate scale of affordable housing units.
 - State TOD Strategic Plan – in the process of being finalized, the Office of Planning has developed a State TOD Strategic Plan which identifies projects on State lands within the TOD Zone established by the City and County of Honolulu, and provides a strategy to move these state projects towards implementation.

- **Performance Measure: Number of User Accounts in Statewide GIS Systems**
Planned / Estimated FY 2018: Increase 8 additional users
 - GIS Modernization – in partnership with the Office of Enterprise Technology Services, the GIS system data now resides in the Cloud, and has converted to an enterprise system. At the start of 2017, the number of GIS users was approximately 442. Due to modernization making GIS more accessible, the first six months of 2017 showed an approximate 20 percent increase to over 550 GIS users in the State including staff in the Governor’s Office and State Legislator offices.

FEDERAL FUNDS: Both federal fund grants listed below are subject to annual appropriations by Congress, and funding levels from the National Oceanic and Atmospheric Administration (NOAA) and the U.S. Economic Development Administration, respectively. The CZM program

grant via a cooperative agreement has not lost federal funds over the past 6 six years and, in fact, has increased slightly over that time.

EDA grants are competitive grants that are applied for when federal funding opportunities are announced by the EDA. On average, the Office of Planning is awarded an EDA grant every 2-3 years. The current Federal Administration continually proposes elimination of federal funding for these programs, however, based on annual Congressional appropriations there is no indication that the CZM program and EDA grant are at risk of losing federal funds. In the event of reduction of federal funds for this program and grant, OP would adjust program and project scopes to reduce impacts to the public, while remaining on course to achieve program and grant funding goals.

Federal Award Title: Hawaii Coastal Zone Management Program
CFDA Number: 11.419

Federal Award Title: Economic Development Administration (EDA) Grants
CFDA Number: 11.307

NON-GENERAL FUNDS: Brownfields Cleanup Revolving Loan Fund, Hawaii Coastal Zone Management Program FY 11-12, Hawaii Coastal Zone Management Program FY12-13, Hawaii Sub-Regional Ocean Partnership, Hawaii Coastal Zone Management Program FY13-14, Hawaii Natural Disaster Economic Recovery Strategy, CEDS Implementation, Economic Dev Strategy for Native Hawaiian Communities, Coastal and Marine Spatial Planning, Hawaii Sub-Regional Ocean Partnership II, Hawaii Coastal Zone Management Program FY14-15, Hawaii National Estuarine Research Reserve, Building Code Amendments for Hazards and Climate, CEDS Update, Hawaii Coastal Zone Management Program FY15-16, Hawaii Coastal Zone Management Program FY16-17. <https://budget.hawaii.gov/wp-content/uploads/2017/12/BED-NGF-2018-Leg.pdf>

BED 144 EXECUTIVE BUDGET ADJUSTMENT: None.

HAWAII STRATEGIC DEVELOPMENT CORPORATION - BED 145

MISSION: The Hawaii Strategic Development Corporation (HSDC) targets long-term economic development opportunities in partnership with private investors. HSDC’s mission is to stimulate private investment in Hawaii by establishing programs that co-invest public funds in private organizations to utilize the investment acumen of the private sector.

ECONOMIC AND FISCAL CONDITIONS: The Hawaii startup ecosystem has successfully launched a number of companies providing products and services to the national economy. However, it remains difficult for Hawaii companies to raise investment capital in Hawaii relative to other regions on the Mainland.

The Global Aquaculture Industry is beginning to attract investment capital. Hawaii is home to pioneering research and global companies in this industry. In February 2020, Hawaii will host the World Aquaculture Society's America Aquaculture Conference. This will be an opportunity to attract collaborators and investors to Hawaii by showcasing the aquaculture assets in Hawaii and demonstrating our commitment to support innovative companies in this sector.

NOTABLE PERFORMANCE MEASURES, EXPECTED OUTCOMES, AND RECENT RESULTS:

- Four accelerators started targeting the software, film/media, clean tech, and value-added food sectors.
- Six investment funds established in partnership with angel, corporate and institutional investors totaling \$49 million.
- The investment funds made 120 investments and their investee companies have attracted \$182 million of private sector investment.
- Achieved the highest private capital leverage on federal funds among all the states in the US Treasury's State Small Business Credit Initiative.
- In 2017, Hawaii was ranked #2 among the smaller 25 states for Growth Entrepreneurship by the Kauffman Foundation. This ranking measured Hawaii's startup activity, share of startup scale-ups and share of high growth companies.

FEDERAL FUNDS: In 2011, HSDC received a \$13 million grant under the US Treasury's State Small Business Credit Initiative to fund its venture capital investment program. These funds have been fully encumbered. This was a one-time grant program and there currently are no other Federal programs that provide funds for venture capital investment programs.

Federal Award Title: State Small Business Credit Initiative
CFDA Number: 2011SSBCIHI-A

NON-GENERAL FUNDS: Small Business Credit Initiative, Hawaii Strategic Development Corporation Revolving Fund, Hydrogen Investment Capital Special Fund.

<https://budget.hawaii.gov/wp-content/uploads/2017/12/BED-NGF-2018-Leg.pdf>

BED 145 EXECUTIVE BUDGET ADJUSTMENT: None.

NATURAL ENERGY LABORATORY OF HAWAII AUTHORITY (NELHA) – BED 146

MISSION: The mission of the Natural Energy Laboratory of Hawaii Authority (NELHA) is to support the development and diversification of the economy of Hawaii by providing resources and facilities for energy and ocean-related research, education, and commercial activities in an environmentally sound and culturally sensitive manner. Key NELHA goals to accomplish this mission include: 1) maintain operational self-sufficiency; 2) maintain and complete build out of Deep and Surface Seawater System; 3) mission critical Research Campus improvements including Blue Tech Incubator; 4) add solar and ocean energy production, energy storage, and hydrogen production, storage and fueling to the development of the Integrated Energy

District; and 5) provide infrastructure for Ocean Centerpiece – 80A development focused on providing a Living Laboratory and Showpiece for Sustainable and Green Technologies.

ECONOMIC AND FISCAL CONDITIONS: The current worldwide focus and trend towards sustainability technologies has had a positive impact on the demand for sites at the Hawaii Ocean Science and Technology Park (HOST Park). In particular, worldwide focus on advanced energy has increased the interest in OTEC technology and other forms of alternative energy which will assist NELHA in attracting new businesses and research projects. Another major area of focus for NELHA has been the development of a world-class site for the production marine aquaculture products. A significant portion of the State’s overall aquaculture industry is based at NELHA. Finally, there continues to be strong worldwide demand for desalinated drinking water from NELHA. As such, aquaculture and bottled water have developed into two of the State’s largest export industries. Private sector interests continue to support new projects and expansion in these areas.

The University of Hawaii Economic Research Organization (UHERO) recently completed an update of the 2010 NELHA Economic Impact Study. The report shows that total annual economic impact surged by 40 percent from 2010 to 2013 (\$88Mn to \$122Mn) and generated State tax revenue of \$5.0 million annually. A total of 617 jobs were generated Statewide with 25 percent in key areas of research, science and technology.

NOTABLE PERFORMANCE MEASURES, EXPECTED OUTCOMES, AND RECENT RESULTS:

- More than \$70 million in new public and private funded projects at NELHA’s Hawaii Ocean Science and Technology Park have been completed in the past several years to encourage economic and job growth. These projects provide a critical foundation for a stronger entrepreneurial ecosystem to grow Hawaii’s innovation sector particularly in the areas of blue technology and clean energy.
- Completion of West Hawaii’s first business 15,000 sq. ft. incubator in 2016. The incubator is now at 95 percent occupancy and serves as the focal point for providing services to new businesses in West Hawaii for the innovation sector. Much of the private sector growth at NELHA has led to statewide aquaculture production surging by over 150 percent in past several years (\$30 million to \$78 million). Exports are critical to support future economic growth in Hawaii and two of the State’s leading exports come from businesses at NELHA (water bottling and shrimp).
- In advanced energy, the world’s largest grid-connected OTEC facility came online at NELHA in 2015. OTEC is important for the State’s energy future and needs to be part of the equation when the State achieves 100 percent renewable energy by 2045. In addition, the first publically accessible hydrogen production, storage and fueling facility is currently nearing completion at NELHA.

FEDERAL FUNDS: During FY 2017, NELHA did not lose any Federal Funds. NELHA recently received \$3 million in Federal Funds from the U.S. Economic Development Agency

(Investments in Public Works, CFDA No. 11.300); \$420,000 from the U.S. Department of Energy via the National Renewable Energy Laboratory; and \$274,426.59 from the U.S. Department of Energy via Sandia National Laboratories. All of these funds have been received and expended or encumbered. NELHA is in the process of applying for several additional federal grants.

Federal Award Title: Investments in Public Works
CFDA Number: 11.300

NON-GENERAL FUNDS: Natural Energy Laboratory of Hawaii Authority Special Fund.
<https://budget.hawaii.gov/wp-content/uploads/2017/12/BED-NGF-2018-Leg.pdf>

BED 146 EXECUTIVE BUDGET ADJUSTMENT:

- NELHA is requesting **\$500,000 in General Funds** for an Aquaculture Proof of Concept Center with commercialization services for start-ups in Hawaii’s Aquaculture cluster. The general approach is to create a facility and program at NELHA, using the existing world-class facilities, to attract entrepreneurs in startups to help them expand into the market and find a commercial space for their project.
- **CIP request for \$500,000 in general obligation bond funds** for removal of abandoned deep sea pipelines. A former NELHA tenant closed their business due to bankruptcy 15 years ago and abandoned in place on the ocean bottom offshore six pipelines. These funds will be used to survey and develop a plan to remove the pipelines entirely from the ocean.
- **CIP request for \$250,000 in general obligation bond funds** for design and planning regarding Kona regional seawater air conditioning (SWAC) district. This project will capitalize on investments in NELHA’s existing seawater system design and plan a regional SWAC system. This is a proven technology and an attractive “green energy” investment which will help Hawaii achieve its goal of becoming 100% renewable by 2045.

HAWAII COMMUNITY DEVELOPMENT AUTHORITY – BED 150

MISSION: The Hawaii Community Development Authority (HCDA) is a public entity created by the Hawaii State Legislature to establish community development plans in community development districts; determine community development programs; and cooperate with private enterprise and the various components of federal, state, and county governments to bring community development plans to fruition. HCDA’s work should result in economic and social opportunities and aim to meet the highest needs and aspirations of Hawaii’s people.

HCDA oversees three community development districts designated by the State Legislature. The statutory mission for each district is as follows:

- (1) Kakaako Community Development District – facilitate a mixed-use district whereby industrial, commercial, residential, and public uses may coexist compatibly within the same area;
- (2) Kalaeloa Community Development District – facilitate the redevelopment of Barbers Point Naval Air Station; and
- (3) Heeiea Community Development District – facilitate culturally appropriate agriculture, education, and natural-resource restoration and management of the Heeiea wetlands.

ECONOMIC AND FISCAL CONDITIONS: Consistent with projections, the pace of development continues to decline, which presents different opportunities for HCDA to advance the community development in each of its community development districts. HCDA’s deteriorating fiscal position due to transfer of leased parcels, however, presents challenges in achieving these results.

With the slowdown in development, HCDA will reallocate resources from permitting and permit administration, to focus on the following opportunities:

- Evaluate plan progress with the results of the recent cycle and consider necessary plan updates and amendments.
- Develop and implement capital improvement projects identified in the community development plans.

As this development cycle declines, counter-cyclical investments in infrastructure and public facilities are common to sustain the economy and avoid a crash. HCDA’s deteriorating fiscal position is a limiting factor on pursuing opportunities. Since 2012, when 30-acres of HCDA lands were transferred to OHA in the settlement of a past due claim, HCDA lost approximately \$2 million in annual revenues resulting in deficit spending of discretionary funds of approximately \$500,000, annually. This deficit has been masked by revenues generated by favorable market conditions in the development and financing sectors, which have use restrictions based on program rules codified in Hawaii Administrative Rules.

- Revenues from the public facility dedication program amounted to \$7.5 million in 2016, nil in 2017, and nominal revenue, if any, is expected in 2018.
- Revenues from the reserved housing program amounted to \$844,000 in 2016 and \$755,000 in 2017.
- Revenues from the district-wide improvement program amounted to \$240,000 in 2016, and \$182,000 in 2017, and \$175,000 is estimated for 2018, however, these assessments will expire in 2021.

HCDA’s ability to invest and capture the opportunities is limited by competing priorities that further strain HCDA’s fiscal position:

- Act 49, SLH 2017 included a proviso, instructing HCDA to fund 19 of its 23 staff positions from its revolving fund, which would increase the deficit by approximately \$2.5 million annually.

- The impact of vandalism and property damage caused by illegal campers in Kakaako has also strained HCDA’s revolving fund, which had to pay an additional \$500,000 for repairs and supplemental services to make HCDA parks safe and available to the public.

By diverting funds restricted for the implementation of community development plans, the deficit and projected operating expenses of HCDA would result in the depletion of the revolving fund as soon as 2021.

NOTABLE PERFORMANCE MEASURES, EXPECTED OUTCOMES, AND RECENT RESULTS:

- **Kakaako:** During 2017, HCDA progress was made to:
 - Approve the development permit for Aalii, a 751-unit residential tower with commercial space at the ground floor, including 150 units for qualified income households.
 - Approve amendments to the HCDA reserved housing program rules, seeking to incentivize and expand the inventory of affordable housing Kakaako.
 - Approve a plan which would supplement the makai area plan and rules, seeking to activate the makai parks as a passive approach to combat illegal campers.
 - Break ground for the affordable rental project, Art Space Lofts.
 - Initiate approximately \$20 million dollar improvements to Kewalo Basin Harbor.

Looking forward, in Kakaako, HCDA will seek to:

- Implement the new parks plan, which will include capital improvements and some amendments to both the makai area and park rules.
 - Consider the mauka area plan and rule amendments for the recent TOD planning efforts which wrapped up in 2017. The plan will improve multi-modal transportation through the district, placing more incentives for development around the corridor.
 - Finalize agreements to move forward with various development projects including the fast lands surrounding Kewalo Basin, Entrepreneur’s Sandbox, Innovation Hale, Hale Nohona (630 Cooke Street micro-units), and Hale Kewalo.
- **Kalaeloa:** During 2017 the focus was on infrastructure:
 - A reliable energy study was completed for the Kalaeloa community development district with Sandia National Laboratories in partnership with the Hawaii State Energy Office and Department of Energy.
 - Navy completed the conveyance of water and wastewater utilities to a subsidiary of the Hunt Development Company.
 - Started construction on the Enterprise Energy Corridor.
 - Approved a lease for a 5-megawatt solar farm.

Looking forward in Kalaeloa for 2018:

- Complete all necessary studies to support a solicitation for a reliable energy solution.
 - Complete a study survey to identify the metes and bounds for the planned roadways and right of ways.
 - Pursue an update of the Kalaeloa community development plan as new, key data points are established on infrastructure and BRAC remaining conveyances are completed.
- **Heeia:** HCDA participated with the University of Hawaii, State Office of Planning, and Kamehameha Schools in the successful application to make the Heeia community development district a part of the National Estuarine Research Reserve (NERR). As a part of the NERR, the community development district would be eligible for dedicated NERR research funds from the federal government's Coastal Zone Management Program.

As HCDA works on establishing the community development plan and rules for Heeia, it will be able to gain significant efficiencies by leveraging work and studies conducted in support of the NERR application. As needed, HCDA may be able to supplement its funding for additional studies or work in Heeia with NERR funding.

The 400-acre community development district, primarily owned by the State, is a tremendous asset to the State's food security goals.

FEDERAL FUNDS: The HCDA is not a current recipient of Federal Funds.

NON-GENERAL FUNDS: Hawaii Community Development Revolving Fund (KA), Hawaii Community Development Revolving Fund (KL), Hawaii Community Development Authority Special Assessment Reserve Fund, Heeia Community Development Revolving Fund.
<https://budget.hawaii.gov/wp-content/uploads/2017/12/BED-NGF-2018-Leg.pdf>

BED 150 EXECUTIVE BUDGET ADJUSTMENT:

- **Conversion of Funding for 19 Staff Positions - \$ 1,516,362.** This operating request converts 19 formerly CIP-funded staff positions from special funds to general funds. Revenues generated by HCDA programs are not designed to cover payroll for these 19 positions, nor is there adequate funding available. With the addition of fringe costs, revolving funded salaries available funding for these positions would result in a \$3 million deficit per year, fully exhausting these funds in 2021. Using HCDA's revolving fund to fund these staff positions would divert funds otherwise intended for public facilities and affordable housing. HCDA has a total of 23 staff positions, so failure to fund 19 of the positions would be catastrophic to the agency. HCDA has a similar request to delete the existing allocation of revolving funds for the same 19 positions that is currently in the budget.

- **Conversion of Funding for 19 Staff Positions – (\$1,547,082).** This request removes the existing allocation of revolving funds for 19 staff positions, for which a general fund request is being proposed. Funding these 19 positions, which were formerly funded by CIP funds, with special funds would result in an annual deficit of approximately \$3 million and fully exhaust HCDA’s revolving fund in 2021. Using the special fund would also divert funds intended for public facilities and affordable housing.
- **Kakaako Makai Park Improvements - \$2,000,000.** During 2017, HCDA adopted revisions to the community development plan for its makai parks. The revised plan seeks to activate the park to bring more vitality to the makai area and the underutilized park. The plan also identifies specific projects that can be implemented in the near-term and address deferred maintenance and vandalism. Activation of the makai area would go a long way to reduce the illegal camping that has plagued the area.
- **Kalaeloa Community Development Plan Update - \$500,000.** The Kalaeloa Community Development Plan was adopted by HCDA in 2005 and, since then, the BRAC has completed certain conveyances of property and progress has been made on infrastructure. During that time, there has also been dramatic improvements made just beyond the development district with the expansion of Kapolei. Updating the community development plan is timely as the work moves forward and landowners, developers, and the community have had more time to consider the direction for the district.

HAWAII HOUSING FINANCE AND DEVELOPMENT CORPORATION - BED 160

MISSION: The mission of HHFDC is to increase and preserve the supply of workforce and affordable housing statewide by providing leadership, tools and resources to facilitate housing development. Since 2006, HHFDC has facilitated the development or preservation of 8,117 housing units. About 84 percent were rentals for households with incomes at or under 60 percent of area median income (AMI). Sixteen percent were for sale to households earning 80-140 percent of AMI and market.

ECONOMIC AND FISCAL CONDITIONS: Hawaii's workforce and lower- and moderate-income households are often priced out of the housing market. In 2017, Hawaii ranked #1 in the nation for having the widest gap between wages and the price of rental housing. The National Low Income Housing Coalition’s annual report, Out of Reach, documents the gap between wages and the price of housing across the United States. In 2016, the national Housing Wage was \$21.21 for a two-bedroom rental unit, assuming a 40-hour work week, 52 weeks per year. In comparison, Hawaii’s Housing Wage was \$35.20 for a two-bedroom rental unit. In 2017, the fair market rent for a two-bedroom apartment in Hawaii was \$1,830. In order to afford this level of rent and utilities—without paying more than 30 percent of income on housing—a household must earn \$6,101 monthly or \$73,217 annually. A worker earning the federal minimum wage of \$7.25 per hour would not be able to afford a two-bedroom apartment at HUD’s fair market rent even if he worked 24 hours a day, 7 days a week.

Similarly, for-sale housing continues to increase in cost as the real estate market continues to grow. Housing sales prices statewide rose by 5.4 percent in 2016. Condominium prices rose by 7.4 percent statewide in 2016.

It is HHFDC's role to increase the inventory of housing that is affordable to this target group through our development and financing programs. HHFDC will continue to provide financing to increase the inventory of affordable housing statewide. HHFDC has approximately 6,184 units planned for 2017-2021. Of these, 76 percent are targeted for renter households at or under 60 percent of AMI, with the remaining targeted for sale to households at 80-140 percent of AMI and market. HHFDC is also seeking multi-use development opportunities on public lands with other State and County agencies, including DLNR, DAGS, and the DOE. Transit-oriented development along the City and County of Honolulu's rail line is also a tremendous opportunity for working with the City on possible affordable housing developments near planned transit stations.

NOTABLE PERFORMANCE MEASURES / ACCOMPLISHMENTS:

- In FY 2017, and in collaboration with the private sector, HHFDC assisted 652 first-time homebuyers under the Mortgage Credit Certificate program.
- Provided multi-family financing awards to private developers to support the development or preservation of 745 rental housing units.
- Approved or closed DURF interim construction loans to support the development of 1,480 for-sale and rental housing units.
- Assisted private developers to obtain expedited city land use approvals under the 201H program for four (4) projects, comprising 819 for-sale units and 128 rental units, located in the urban core of Honolulu.

FEDERAL FUNDS: We do not anticipate any change to the State of Hawaii's allocation of HOME funds in the next year. The Fiscal Year 2016 Omnibus Spending Bill presently under deliberations in Congress would maintain HOME Program funding.

Federal Award Title: HOME Investment Partnerships Program

CFDA Number: 14.239

The House Financial Services Committee passed 13 bills on December 13, 2017, including H.R. 4560, the "GSE Jumpstart Reauthorization Act of 2017." H.R. 4560 would require Federal Housing Finance Agency Director, Mel Wat, to suspend payments to the national Housing Trust Fund in any fiscal year that he acts to reestablish a capital buffer for the government-sponsored entities Fannie Mae and Freddie Mac.

Federal Award Title: Housing Trust Fund

CFDA Number: 14.275

In the event of future budget cuts to the HOME program and/or the Housing Trust Fund, the Counties would be more reliant on the State's other housing financing programs to address the continued need to increase the supply of affordable housing units, such as the Rental Housing Revolving Fund and the Dwelling Unit Revolving Fund.

NON-GENERAL FUND: Home Investment Partnership Program, National Foreclosure Mitigation Counseling Fund, Housing Trust Fund, Emergency Homeowners' Loan Program, Neighborhood Stabilization Program, Fee Simple Residential Revolving Fund, Dwelling Unit Revolving Fund (includes 314 & 320), Housing Finance Revolving Fund (includes S-321), Housing Loan Program Revolving Bond Fund, UH Faculty Housing Project Series 1995 Bond Proceed Fund, Waialua Loan/Subsidy Program Special Fund, Rental Housing Revolving Fund, Rental Housing Trust Fund, OHA Ceded Land Proceeds (HCDCH), Housing Project Bond Special Fund – Multifamily, Housing Loan Program Revenue Bond Special Fund – HRHSRB, Rental Assistance Revolving Fund (201H-123). <https://budget.hawaii.gov/wp-content/uploads/2017/12/BED-NGF-2018-Leg.pdf>

BED 160 BUDGET ADJUSTMENT:

Budget requests are intended to address the dire need for affordable housing. Approximately 64,000 housing units are projected to be needed statewide by 2020 – the majority of which are in the affordable housing category for households at or below 140 percent of the area median income. However, HHFDC's current resources will only assist in developing approximately 5,500 housing units in that timeframe. An infusion of additional State funds could be leveraged to escalate housing production. The requests are listed below, in order of priority. The prioritization of supplemental budget requests is based on project/program readiness to proceed and its impact on increasing housing supply, particularly for lower income households.

- 1. \$50,000,000 (MOF: C) Rental Housing Revolving Fund Infusion, Statewide (BED 160/HF)** in taxable General Obligation Bond funds for infusion into the Rental Housing Revolving Fund (formerly known as the Rental Housing Trust Fund). The Rental Housing Revolving Fund (RHRF) provides "equity gap" loans for affordable rental housing projects. The RHRF primarily is utilized in conjunction with the Low-Income Housing Tax Credit (LIHTC) program. The LIHTC program can be broken down into two programs, the 9 percent competitive and the 4 percent non-competitive. During calendar year 2017, the RHRF received over \$180 million in applications.

The 9 percent LIHTC projects utilize approximately \$15-20 million dollars from the RHRF to produce 150-175 new affordable rental units (approximately \$110,000 per unit). The 9 percent LIHTC program is highly competitive and the number of units remains consistent from year to year. However, please note that the passage of the federal tax reform bill will negatively impact housing production. HHFDC is assessing the impact.

The number of new affordable rental units produced using the 4 percent LIHTC program is dependent on the availability of funding in the RHRF. With a greater need from the RHRF because of the smaller amount of equity generated by the 4 percent LIHTC, the

average per unit increases to roughly \$140,000 per unit.

With the assumption that the RHRF's share of the conveyance tax would meet the 9 percent LIHTC units, any infusion in the form of a "lump sum" appropriation would be used by projects utilizing the 4 percent LIHTC program. For every \$10 million dollars infused to the RHRF, it is estimated that approximately 70 new units could be produced. This Supplemental request would therefore help produce up to 350 new units.

Of the \$50 million requested for the RHRF, approximately \$25 million is requested to be earmarked for the residential component of the proposed Alder Street mixed-use residential development comprised of about 180 affordable family rental units, incidental uses (such as management office and community room), and parking. HHFDC and the Judiciary have entered into a Memorandum of Agreement to develop the mixed-use residential project on a 1.45-acre parcel in Honolulu, Oahu, which is owned by the State of Hawaii and set aside to the Judiciary for a Detention Home (which has since been relocated to Kapolei). The parcel is zoned A-2 (medium density apartment) and is located in a Transit Influence Zone which is within $\frac{1}{4}$ and $\frac{1}{2}$ mile of the planned Ala Moana rail station. The water and sewer systems are currently adequate to accommodate the proposed mixed-use residential project which will also include space for a juvenile shelter and services.

HHFDC issued a Request for Proposals for the development of the Alder Street mixed-use residential project on October 18, 2017; proposals are due by February 28, 2018. HHFDC anticipates that the earmarking of the \$25 million in the RHRF for Alder Street could shave as much as a year in development time by not having to go through the RHRF application process.

- 2. \$25,000,000 (MOF: C) Dwelling Unit Revolving Fund Infusion, Statewide (BED 160/HD)**
in taxable General Obligation Bond funds for infusion into the Dwelling Unit Revolving Fund. The Governor's housing strategy establishes a goal of 10,000 housing units statewide by 2020. As the housing shortage in Hawaii is a long-standing, complex issue that the State alone cannot solve, attaining this goal requires collaboration between all major stakeholders – State government, housing developers, the non-profit sector and the Counties. Some of the factors affecting the housing shortage are the limited financing tools available to make construction of affordable units feasible and the lengthy and costly process involved with development (Governor's State Housing Strategy, August 2016). The Dwelling Unit Revolving Fund (DURF) has been a valuable source of interim construction financing for private developers of affordable housing projects. Act 132, SLH 2016, broadened the uses of DURF to also fund regional state infrastructure construction in conjunction with housing and mixed-use transit-oriented development projects. This will enable the State to address a significant barrier to the development of housing -- the lack of infrastructure such as roads, water, sewer, drainage, and utilities.

The Governor's housing strategy prioritizes housing development on State lands around rail stations, as well as the coordination of infrastructure needs along the transit route to support transit-oriented development (TOD). Act 130, SLH 2016, established a TOD interagency council to coordinate planning for TOD and transit-ready development (TRD) on the Neighbor Islands, including mixed-use and affordable and rental housing projects, on State lands in each County. Funds would support TOD and TRD projects as follows: mixed-use residential projects at the Liliha Civic Center (located ¼ mile from the planned Iwilei rail station) and Kahului Civic Center (which would include a new Maui Bus Hub) in partnership with the Department of Accounting and General Services; affordable rental housing and permanent housing for the homeless in West Hawaii pursuant to a Memorandum of Understanding with the County of Hawaii; and affordable rental housing in HHFDC's Villages of Leialii in West Maui.

In summary, there is a well-documented need for housing statewide and a strategy to address that need. Existing tools, such as DURF, are in place and can be deployed quickly with an infusion of additional resources to facilitate housing development.

3. **\$5,500,000 (MOF: C) Waiahole Water Systems Improvements (BED 160/HD)** in taxable General Obligation Bond funds for a re-appropriation of funds due to a project delay. These funds will be used to construct a new .2 MG reservoir, upgrade the booster pumps and connect the waterline to the BWS 272-foot water system located along Kamehameha Highway. Additionally, a new source well and pump station at the existing potable tank site will be designed and constructed closer to power sources and a paved roadway for more reliable service. This request will be offset by the lapsing of an estimated balance of \$5,230,000 of funds previously appropriated in FY16.

Functions

<u>Division/ Agency</u>	<u>Description of Function</u>	<u>Activities</u>	<u>Prog ID(s)</u>	<u>Statutory Reference</u>
Business Development & Support Division	Support and build an innovation ecosystem that contributes to entrepreneurial high growth businesses and creates high wage jobs.	Increase the Value of Exports From Hawaii by: 1) Securing Small Business Administration grant for State Trade Export Program (STEP) for export training workshops, company financial assistance and participation in international trade shows in targeted Asia and domestic markets; 2) maintaining strategic sister state relationships to build global alliances and partnerships; 3) promoting and marketing Hawaii as a learning destination to increase the number of international students studying in Hawaii.	BED100	HRS Ch205
Business Development & Support Division	Support Innovation Clusters and Entrepreneur Development	Support Innovation Clusters and Entrepreneur Development by: 1) STEP grant participation at trade shows focused on the fashion, food and gift manufacturing, and bio-tech clusters; 2) attracting overseas students to study in Hawaii, 3) providing direct grant assistance to exporters of products and services.	BED100	HRS Ch205
Business Development & Support Division	Enterprise Zone Program(EZ)	Administer the state's business and job creation EZ program.	BED100	HRS Ch205
Business Development & Support Division	Community Based Economic Development	Administer and provide grants to community based organizations to increase the employment and economic base of distressed and rural communities.	BED100	HRS Ch205
Business Development & Support Division	Community Based Micro-loan Program	Administer and provide micro-loans to community based businesses and organizations to increase the employment and economic base of distressed and rural communities.	BED100	HRS Ch205

Functions

<u>Division/ Agency</u>	<u>Description of Function</u>	<u>Activities</u>	<u>Prog ID(s)</u>	<u>Statutory Reference</u>
Office of Planning	Statewide Planning and Coordination	Gather, analyze, and provide information to the Governor to assist in the overall analysis and formulation of state policies and strategies; provide central cohesion in the allocation of resources and effectuation of state activities and programs; effectively address current and emerging issues and opportunities. Conduct statewide planning and coordination; represent the State before the Land Use Commission; administer the coastal zone management program and geographic information system program and administer the Brownfields Cleanup Revolving Loan Fund. Conduct climate adaptation planning and transit-oriented development planning and coordination. Serve as co-chair and provide staff to implement Act 130 SLH 2016 Hawaii Interagency Council on Transit-Oriented Development to coordinate activities among State agencies and the counties. Serve as chair and staff the temporary Special Action Team to develop recommendations to increase affordable rental housing under Act 127, SLH 2016.	BED144	HRS c. 225M and HRS c. 226
Hawaii Strategic Development Corporation	Promote long term economic development and diversification in Hawaii through a return driven investment program in partnership with private capital.	HSDC stimulates private investment in Hawaii by establishing programs that co-invest public funds in private organizations to utilize the investment acumen of the private sector.	BED145	HRS 211-F

Functions

<u>Division/ Agency</u>	<u>Description of Function</u>	<u>Activities</u>	<u>Prog ID(s)</u>	<u>Statutory Reference</u>
Hawaii Community Development Authority	Develop and maintain a community development plan for each designated district that may include community development guidance policies, district-wide improvement program, and community development rules.	1) Solicit and compile input from the public, stakeholders, landowners, government agencies, etc. HCDA board adoption of the final plan 2) Analyze the compiled information, commissioning additional studies and research to develop a draft community development plan. 3) Present the draft community development plan for public input and feedback, with a final plan subject to HCDA board approval. 4) Develop community development rules to establish regulations consistent with the community development plan, following the Hawaii Administrative Rule (HAR) Process (HRS § 91). 5) Monitor the Plan and Rules with any necessary amendments or updates subject to the process outlined above.	BED150	HRS § 206E-5~7, HRS § 206E-31, HRS § 206E- 194, HRS § 206E-203

Functions

<u>Division/ Agency</u>	<u>Description of Function</u>	<u>Activities</u>	<u>Prog ID(s)</u>	<u>Statutory Reference</u>
Hawaii Community Development Authority	Administration of the community development plan and rules designated for each designated community development district.	1) Receive, review, and approve proposed improvement plans from developers, tenants or property owners for consistency with community development plan and rules. 2) For redevelopment proposals review and approve proposed redevelopment plans for consistency with community development plan and rules and conduct public hearings and decision-making. 3) Redevelop property owned by the HCDA consistent with the Community Development Plan. 4) Other actions necessary, as regulator, to administer the community development plan and rules.	BED150	HRS § 206E-4~5.6

Functions

<u>Division/ Agency</u>	<u>Description of Function</u>	<u>Activities</u>	<u>Prog ID(s)</u>	<u>Statutory Reference</u>
Hawaii Community Development Authority	Administer the district-wide improvement program	1) Identify necessary improvements to public facilities within a community development district. 2) Determine areas within a community development district that will benefit from the public facility improvements and develop an assessment to recover costs of the improvements. 3) Adopt rules governing the assessment and the public facility improvement project consistent with the HAR process (HRS § 91). 4) Administer the public facility improvement project and assessment pursuant to the established rules. 5) Proceed with other improvements to public facilities identified in the community development plan that are not subject to an assessment.	BED150	HRS §206E-6

Functions

<u>Division/ Agency</u>	<u>Description of Function</u>	<u>Activities</u>	<u>Prog ID(s)</u>	<u>Statutory Reference</u>
Hawaii Community Development Authority	Develop and administer the public facilities dedication program.	1) Establish rules requiring the dedication of public facilities as a condition of development: - HAR § 15-23-73 - HAR § 15-215-64 - HAR § 15-217-65 2) Maintain/administer the rules as established, which may at times require the HCDA to undertake a project to complete or develop a public facility. Public facilities created should be consistent with the community development plan and rules.	BED150	HRS §206E-12
Hawaii Community Development Authority	Develop and administer a program to manage affordable housing requirements imposed on new residential developments.	1) Establish rules for a reserved housing program: - HAR § 15-216 - HAR § 15-218 2) Maintain/administer the rules as established, which may at times require the HCDA to undertake a project to create affordable housing when cash is received in lieu of developed units.	BED150	HRS §206E-4
Hawaii Technology Development Corporation	Facilitate the growth and development of the commercial high technology industry	Developing and encouraging industrial parks as technology innovation centers and operating incubation centers.	BED143	HRS Ch206M-2(a)(1)

Functions

<u>Division/ Agency</u>	<u>Description of Function</u>	<u>Activities</u>	<u>Prog ID(s)</u>	<u>Statutory Reference</u>
Hawaii Technology Development Corporation	Facilitate the growth and development of the commercial high technology industry	Providing financial and other support and services to Hawaii-based technology companies.	BED143	HRS Ch 206M-2(a)(2)
Hawaii Technology Development Corporation	Facilitate the growth and development of the commercial high technology industry	Collecting and analyzing information on the state of commercial technology activity in Hawaii.	BED143	HRS Ch206M-2(a)(3)
Hawaii Technology Development Corporation	Facilitate the growth and development of the commercial high technology industry	Promoting and marketing Hawaii as a site for commercial technology activity.	BED143	HRS Ch 206M-2(a)(4)
Hawaii Technology Development Corporation	Facilitate the growth and development of the commercial high technology industry	Providing advice on policy and planning for technology-based economic development.	BED143	HRS Ch 206M-2(a)(5)
Office of Aerospace Development	Office of Aerospace Development Operations	The Hawaii Office of Aerospace Development (OAD) facilitates coordination among Hawaii's government, private and academic sectors to promote the growth and diversification of Hawaii's aerospace industry.	BED128	HRS Ch. 201-71 to 73

Functions

<u>Division/ Agency</u>	<u>Description of Function</u>	<u>Activities</u>	<u>Prog ID(s)</u>	<u>Statutory Reference</u>
Office of Aerospace Development	Pacific International Space Center for Exploration Systems (PISCES)	The Pacific International Space Center for Exploration Systems is leveraging Hawaii’s Moon/Mars-like terrain, resident aerospace expertise, and ties with NASA and other international space agencies and research centers, to develop a world-class R&D center to develop, test, and apply innovative robotic, renewable energy, and other critical technologies essential to support future missions to space (but also with multiple community-based development applications on planet Earth).	BED128	HRS Chapters 201-76 to 79
Office of Aerospace Development	Challenger Center Hawaii (CCH)	The goal of CCH is to educate and inspire children to develop fundamental STEM skills while engaging in space exploration activities. As part of the Challenger Center for Space Science Education, CCH consistently delivers an exciting space simulation experience through which students are challenged to solve real-world problems as they explore the wonders of deep space. Teachers lead students in six to eight weeks of classroom preparation, culminating in the hands-on application of knowledge and critical thinking on Mission Day. The realistic missions — Return to the Moon and Rendezvous with Comet Halley — provide a rare forum for students to apply vital decision-making skills and learn the value of teamwork as they join forces to accomplish their collective objectives and complete mission tasks,	BED128	No Statutory Reference.

Functions

<u>Division/ Agency</u>	<u>Description of Function</u>	<u>Activities</u>	<u>Prog ID(s)</u>	<u>Statutory Reference</u>
Research and Economic Analysis Division	Compilation of basic data on and assessment of Hawaii's Economy for use by policy makers, business and the public	Quarterly Statistical & Economic Report, State of Hawaii Data Book, Monthly economic indicators, Monthly energy indicators, cooperation with the U.S. Census Bureau and dissemination of Census data, prepare short and long-range projections of population and economy.	BED130	HRS Ch 205 The 2013 Legislative Budget added funds for the CCH
Research and Economic Analysis Division	Research & Statistics for Growth Industries	Define and measure performance of emerging Industries. Provide annual information on technology industry and its workforce. Provide annual information on the Creative Industries and workforce. Track the status of innovation in Hawaii and impact on economy. Update and use input-output model to assess the relationships among and impact on the economy of emerging and growth industries in the economy.	BED130	HRS Ch 201-19(2) and (b)
Research and Economic Analysis Division	Self-Sufficiency	Define and measure a self-sufficiency income standard for Hawaii and report bi-annually.	BED130	Act 12 (2008) SLH HRS Ch 201-3(5)
Research and Economic Analysis Division	Energy Industry Information Reporting Program	Collect data and maintain a database on Hawaii's petroleum industry including imports, processing, distribution, and inventory by type of products	BED130	Act 152 (2010), HB 2631, HD2, SD2, CD1

Functions

<u>Division/ Agency</u>	<u>Description of Function</u>	<u>Activities</u>	<u>Prog ID(s)</u>	<u>Statutory Reference</u>
Director's Office	Small Business Regulatory Review Board	The SBRRB was established on July 1, 1998 with the passage of the Small Business Regulatory Flexibility Act. The responsibilities of the SBRRB include: 1) Commentary on small business impact statements to the rule-drafting departments, 2) Identification and commentary on business impact of existing administrative rules, 3) Recommendations to the Governor's Office, Departments or the Legislature regarding the need for an administrative rule or legislative change, 4) Recommendations to the Mayors or County Councils regarding County rules, and 5) Review of small business petitions and complaints on business impact.	BED142	HRS 201M
	Hawaii Broadband Initiative	The Hawaii Broadband Initiative is a public-private partnership that will plan for the deployment of a broadband network resulting in increased broadband capacity for the State.	BED142	Act 143, SLH 2015

Functions

<u>Division/ Agency</u>	<u>Description of Function</u>	<u>Activities</u>	<u>Prog ID(s)</u>	<u>Statutory Reference</u>
Foreign-Trade Zone	FTZ Operations	Stabilize and steadily grow FTZ program statewide 1) Administer the federal grant for the Foreign-Trade Zone program in Hawaii by establishing rules and regulations for the operation of the Foreign-Trade Zone. 2) Continue to operate the program in a self-sustaining manner without the use of general funds.3) Oversee nine general-purpose zone sites and five sub-zone sites within the State of Hawaii by acting as liaison between the Foreign-Trade Zones Board and designated Zone sites. Inform the Zones of the rules and regulations and assist them with resources to help them better compete in external markets. FTZ9 currently assists close to 300 businesses in import and export of goods to over 30 different countries. 4) Operate and expand the small business import-export assistance and resource center at the Pier 2 location.	BED107	HRS Ch. 212
		5) Expand economic development through the facilitation of international trade; increase global competitiveness of U.S. based companies by fostering relations with EXIM Bank, customs brokers, shipping agents; and offering training and resources to companies which assists them in growing their import-export business.6) Actively promote the FTZ program through various marketing opportunities, chambers of commerce and business associations by initiating and building relationships with key groups to utilize the FTZ as the "Hub of International Trade" in Hawaii.		

Functions

<u>Division/ Agency</u>	<u>Description of Function</u>	<u>Activities</u>	<u>Prog ID(s)</u>	<u>Statutory Reference</u>
Hawaii State Energy Office	Statewide coordination of energy plans, resources, and activities	(1) Formulate plans, for the optimum development of Hawaii's energy resources; (2) Conduct systematic analysis of existing and proposed energy resource programs, and recommend programs that represent the most effective allocation of resources for the development of energy resources; (3) Formulate specific proposals, for conserving energy resources; (4) Assist public and private agencies in implementing energy conservation and efficiency programs, the development of indigenous energy resources; (5) Coordinate the State's energy programs with those of the federal government, and the political subdivisions of the State; (6) Develop programs to encourage private and public exploration, research, and development of indigenous energy resources; (7) Conduct public education programs to inform the public of the energy resources situation; (8) Identify geographic areas that are rich with renewable energy resource potential that can be developed in a cost-effective and environmentally benign manner and designate these areas as renewable energy zones;(9) Develop incentives, plans, and programs to encourage the development of renewable energy resource projects within the renewable energy zones;(10) Assist public and private agencies in identifying utility transmission projects or infrastructure required to accommodate and facilitate the development of renewable energy resources; (11) Identify specific transmission projects and infrastructure that are critical to the development of renewable energy resources; (12) Maintain the capacity to analyze the status of energy resources, systems, and markets, both in-state and those to which Hawaii is directly tied, in relation to the State's economy, and to recommend, develop proposals for, and assess the effectiveness of policy and regulatory decisions, and conduct energy emergency planning;	BED120	HRS Ch 196-4; HRS Ch 201; HRS Ch 226-28

Functions

<u>Division/ Agency</u>	<u>Description of Function</u>	<u>Activities</u>	<u>Prog ID(s)</u>	<u>Statutory Reference</u>
Hawaii State Energy Office	Hawaii Clean Energy Initiative Program	Coordinate the State's transition to a clean energy economy, including designing, implementing and administering the following:(1) Strategic partnerships for research, development, testing, deployment and permitting of clean and renewable technologies.(2) Engineering and economic evaluations of Hawaii's potential for near-term project opportunities for the State's renewable energy resources.(3) Electric grid reliability and security projects.(4) A statewide clean energy public education and outreach plan.(5) Promotion of Hawaii's clean and renewable resources to potential partners and investors.(6) Plans to transition the State and assist each county in transitioning to a clean energy economy.	BED120	HRS Ch 196-10.5
Hawaii State Energy Office	Planning for energy emergencies under petroleum shortage conditions	Develop and implement energy emergency preparedness / energy assurance plans; participate in preparedness exercises, hurricane scenarios, functional simulations with State Civil Defense; maintain readiness to provide ESF12 functions in the event of a disaster.	BED120	HRS Ch 125C & 128: HRS Ch 125C-22,23; HRS Ch 486J

Functions

<u>Division/ Agency</u>	<u>Description of Function</u>	<u>Activities</u>	<u>Prog ID(s)</u>	<u>Statutory Reference</u>
Natural Energy Laboratory of Hawaii Authority	To develop and diversify the Hawaii economy by providing resources and facilities for energy and ocean-related research, education, and commercial activities in an environmentally sound and culturally sensitive manner. NELHA operates two distinct seawater delivery systems 24/7/365 for the benefit of over 40 private businesses. These businesses are the backbone of exported manufactured and aqua cultural products in the state of Hawaii.	Manage, market and operate facilities at the Hawaii Ocean Science and Technology Park in Kailua-Kona.(1) Operate and maintain unique transmission and distribution systems for large volumes (approximately 2 tons per second) of deep and surface seawater.(2) Develop and lead the implementation of new alternative energy methods for the benefit of the State of Hawaii.(3) Identify, develop and implement revenue enhancement opportunities, which support NELHA objectives and its efforts to maintain financial self-sufficiency and sustainability.(4) Operate a water quality laboratory for an environmental monitoring program that samples groundwater, near shore water and offshore water.(5) Provide informational and educational material and lectures to school classes (K-12 and university level), professional associations, community groups, international visitor, legislator, and the general public.	BED146	HRS 227D
Hawaii Green Infrastructure Authority	Administer the Hawaii green infrastructure loan program	Make loans and expend funds to finance the purchase or installation of green infrastructure equipment for clean energy technology, demand response technology, and energy use reduction and demand side management infrastructure, programs and services. Hold and invest monies in the green infrastructure special fund in investments permitted by law and in accordance with approved investment guidelines established in one or more orders issued by the PUC pursuant to section 269-K. Establish loan program guidelines to be approved by one or more orders issued by the PUC.	BED138	HRS Ch 196-A - J, HRS Ch 269-A -P, HRS Ch 269-5

Functions

<u>Division/ Agency</u>	<u>Description of Function</u>	<u>Activities</u>	<u>Prog ID(s)</u>	<u>Statutory Reference</u>
Creative Industries Division	Advancing Hawaii's Creative Economy	1) Strengthen business opportunities for export of knowledge-based, creative industries products and services through strategic initiatives such as Creative Lab. 2) Act as advocate for Hawaii's creative clusters in the film, television, culture, arts, literary, design, music, digital, interactive media, game design, and animation sectors. 3) Position Hawaii as a node in the global creative economy through representation on national and international organizations such as Creative Economy Coalition (CEC), Economic Development, Entrepreneurial and Arts Advocacy organizations.	BED 105	Hawaii Revised Statutes §201-14, 201-16; 235-17; 201-112; 201-113
Creative Industries Division	Support Media Infrastructure Development	1) Complete CIP Phase II and III of Hawaii Film Studio Facility 2) Develop a secondary creative media/film studio complex based on recommendations in market analysis, site recommendation report (analysis to be completed FY15)	BED 105	Hawaii Revised Statutes §201-14, 201-16; 235-17; 201-112; 201-113
Creative Industries Division	Support HI Growth Industry Sector Development	1) Increase number of companies launched, supported and products exported through creative/tech entrepreneurial development programs. 2) Attract public/private sector investment to develop infrastructure and broadband connectivity for creative media/tech sectors.	BED 105	Hawaii Revised Statutes §201-14; 235-17; 201-11, 201-112, 201-113
Creative Industries Division	Develop and Support Creative Collaboration Centers	1) Launch HIC3 Creative Collaboration Centers, support co-working ventures statewide, offering tools and technology to accelerate creative and knowledge-based industry cluster development in collaboration with HSDC, HCDA, GVS and HTDC. 2) Establish broadband giga hubs at these and other facilities, providing capacity for high speed collaboration, and distribution direct to web or broadcast networks.	BED 105	Hawaii Revised Statutes §201-14; 235-17; 201-11, 201-112, 201-113

Functions

<u>Division/ Agency</u>	<u>Description of Function</u>	<u>Activities</u>	<u>Prog ID(s)</u>	<u>Statutory Reference</u>
Land Use Commission	To preserve, protect, and encourage the development and preservation of lands in the State for those uses to which they are best suited in the interest of public health and welfare of the people of the State of Hawaii through the implementation of the State Land Use Law, Chapter 205, Hawaii Revised Statutes (HRS), as amended and to aid in the large scale planning process .	The program objectives of the Land Use Commission (LUC) are to process, review, and act on petitions for district boundary amendments which involve lands over 15 acres in the State Agricultural, Rural, and Urban Districts and all petitions seeking reclassification of lands in the Conservation District; review and act on applications for special permits in the Agricultural and Rural Districts which are over 15 acres; process motions and boundary interpretation request ; and maintain , update, and disseminate official State Land Use district maps and land use information. Pursuant to recently enacted legislation, the Commission has been tasked with identifying and mapping important agricultural lands in conjunction with private landowners and the counties. It is the Commissions goal to begin large scale identification and processing of the important agricultural land designation in conjunction with all counties in the upcoming biennium.	BED103	HRS Ch 205
Hawaii Housing Finance & Development Corporation	Increase and sustain the supply of workforce and affordable housing.	Increase supply of workforce and affordable housing in sustainable housing developments by facilitating housing construction and preservation by providing developers with tools and resources such as financing for housing projects and regional state infrastructure construction, land, and help with land use and zoning approvals. Strengthen communities and assist in growing a resilient middle class by assisting first-time homebuyers with mortgage financing and tax credits through participating lenders.	BED160	HRS 201H

Functions

<u>Division/ Agency</u>	<u>Description of Function</u>	<u>Activities</u>	<u>Prog ID(s)</u>	<u>Statutory Reference</u>
Hawaii Tourism Authority	Operations of the Hawaii Tourism Authority	To maintain and improve transportation access and services to facilitate travel to, from and within Hawaii. To facilitate interaction among all stakeholders that improves the lines of communications and enhances greater understanding of roles, values and concerns. To honor and perpetuate the Hawaiian culture and community. To develop marketing programs that contribute to sustainable economic growth. To respect, enhance and perpetuate Hawaii's natural resources to ensure a high level of satisfaction for residents and visitors. To perform collaborative research and planning for use in the development of programs, policies and plans that will positively contribute to the State's economy, benefit the community and sustain Hawaii's resources. To achieve a safe Hawaii visitor experience. To provide a diverse and quality tourism product unique to Hawaii that enhances the Hawaii visitor experience and enriches residents' quality of life.	BED113	HRS 201B
	Operations of the Hawaii Tourism Authority	(cont.) To ensure a sufficient and highly-qualified workforce that is provided with meaningful careers and advancement opportunities.	BED113	HRS 201B
	Operations of the HTA Convention Center	To market Hawaii as a premier destination for conducting business, with Hawaii serving as the bridge to connect the world. To maintain the Hawaii Convention Center as a world-class facility for international and domestic conferences and meetings.	BED113	HRS 201B

Department of Business, Economic Development and Tourism
Department-Wide Totals

Table 2

Fiscal Year 2018				
Act 49/17 Appropriation	Restriction	Emergency Appropriations	Total FY18	MOF
15,801,673	(1,045,917)		\$ 14,755,756	A
226,998,418			\$ 226,998,418	B
5,485,688			\$ 5,485,688	N
4,864,713			\$ 4,864,713	P
22,164,335			\$ 22,164,335	W
			\$ -	
\$ 275,314,827	\$ (1,045,917)	\$ -	\$ 274,268,910	Total
Fiscal Year 2019				
Act 49/17 Appropriation	Reductions	Additions	Total FY19	MOF
10,258,761		4,566,362	\$ 14,825,123	A
227,038,418			\$ 227,038,418	B
5,485,688			\$ 5,485,688	N
3,964,713		700,000	\$ 4,664,713	P
23,568,335		(1,547,082)	\$ 22,021,253	W
			\$ -	
\$ 270,315,915	\$ -	\$ 3,719,280	\$ 274,035,195	Total

Program ID Totals

Prog ID	Program Title	MOF	As budgeted in Act 49/17 (FY19)			Governor's Submittal (FY19)			Percent Change of \$\$\$\$
			Pos (P)	Pos (T)	\$\$\$	Pos (P)	Pos (T)	\$\$\$	
BED 100/SM	Business Development and Support Division	A	10.00		1,417,966	10.00		1,640,466	15.69%
BED 100/SM	Business Development and Support Division	P			700,000			700,000	0.00%
BED 100/SM	Business Development and Support Division	W			1,821,915			1,821,915	0.00%
BED 103/DA	Land Use Commission	A	7.00		629,530	7.00		654,916	4.03%
BED 105/CI	Creative Industries Division	A	11.00		1,777,374	11.00		1,377,374	-22.51%
BED 105/CI	Creative Industries Division	B			30,000			30,000	0.00%
BED 105/CI	Creative Industries Division	P			200,000			-	-100.00%
BED 107/BA	Foreign Trade Zone	B	17.00		2,278,556	17.00		2,278,556	0.00%
BED 113/TO	Hawaii Tourism Authority	B	5.00	24.90	87,334,815	3.00	26.90	87,334,815	0.00%
BED 113/XC	HTA Convention Center	B		2.10	54,034,480		2.10	54,034,480	0.00%
BED 120/SI	Hawaii State Energy Office	B	5.00	28.00	68,039,247	5.00	28.00	18,039,247	-73.49%
BED 120/SI	Hawaii State Energy Office	A			-			500,000	100.00%
BED 120/SI	Hawaii State Energy Office	N				1.00		-	0.00%
BED 128/OA	Office of Aerospace	A		1.00	1,291,759		1.00	841,759	-34.84%
BED 130/FA	Research & Economic Analysis Division	A	14.00	0.96	1,223,368	14.00	-	1,251,952	2.34%
BED 138/GI	Hawaii Green Infrastructure Authority	B		5.00	1,000,000		5.00	51,000,000	5000.00%
BED 142/AA	Departmental Administration	A	26.00	1.00	2,474,222	26.00	1.00	2,223,222	-10.14%
BED 143/TE	High Tech Development Corporation	A	1.50	3.75	4,085,439	1.50	3.75	2,835,439	-30.60%
BED 143/TE	High Tech Development Corporation	B	1.50	6.25	3,858,345	1.50	6.25	3,898,345	1.04%
BED 143/TE	High Tech Development Corporation	P		9.00	964,713		9.00	964,713	0.00%
BED 143/TE	High Tech Development Corporation	W			1,500,000			1,500,000	0.00%
BED 144/PL	Office of Planning	A	12.00	2.00	1,221,644	12.00	2.00	1,249,262	2.26%
BED 144/PL	Office of Planning	N		1.00	150,000		1.00	150,000	0.00%
BED 144/PL	Office of Planning	W			2,000,000			2,000,000	0.00%
BED 144/PZ	Coastal Zone Management	A	1.00		234,371	1.00		234,371	0.00%
BED 144/PZ	Coastal Zone Management	N	5.00	5.00	2,235,688	5.00	5.00	2,235,688	0.00%
BED 145/VC	Hawaii Strategic Development Corporation	B			2,608,516			2,608,516	0.00%
BED 145/VC	Hawaii Strategic Development Corporation	W		2.00	4,321,301		2.00	4,321,301	0.00%
BED 146/EL	Natural Energy Lab of Hawaii Authority	A						500,000	100.00%

Department of Business, Economic Development and Tourism
 Program ID Totals

Table 3

<u>Prog ID</u>	<u>Program Title</u>	<u>MOF</u>	<u>Pos (P)</u>	<u>Pos (T)</u>	<u>\$\$\$</u>	<u>Pos (P)</u>	<u>Pos (T)</u>	<u>\$\$\$</u>	<u>Percent Change of \$\$\$\$</u>
BED 146/EL	Natural Energy Lab of Hawaii Authority	B		22.00	7,814,459		22.00	7,814,459	0.00%
BED 150/KA	Hawaii Community Development Authority	W	2.00	-	863,900	2.00		766,818	-11.24%
BED 150/KA	Hawaii Community Development Authority	A	19.00		846,000	19.00		1,516,362	79.24%
BED 150/KL	HCDA - Kalaeloa Community Development Dis	W	-	2.00	509,458		2.00	509,458	0.00%
BED 160/HA	HHFDC Administration	W	23.00	17.00	6,678,698	23.00	17.00	6,624,698	-0.81%
BED 160/HD	HHFDC - Economic Development	W	4.00	13.00	2,227,150	4.00	13.00	2,227,150	0.00%
BED 160/HF	HHFDC - Housing Finance	N			3,100,000			3,100,000	0.00%
BED 160/HF	HHFDC - Housing Finance	P			3,000,000			3,000,000	0.00%
BED 160/HF	HHFDC - Housing Finance	A			600,000			-	-100.00%
BED 160/HF	HHFDC - Housing Finance	W	4.00	12.00	2,241,913	4.00	12.00	2,249,913	0.36%

Budget Decisions

Prog ID	Sub-Org	Description of Request	MOF	Initial Department Requests			B&F Recommendations			Governor's Decisions		
				FY19			FY19			FY19		
				Pos (P)	Pos (T)	\$\$\$	Pos (P)	Pos (T)	\$\$\$	Pos (P)	Pos (T)	\$\$\$
BED100SM		International Student Attraction Enhanced Program	A	-	-	50,000						50,000
BED100SM		Celebration of 150th Anniversary of Japanese immigration to Hawaii	A	-	-	150,000						150,000
BED100SM		Community Based Economic Development Funding	A	-	-	150,000						
BED100SM		STEP Federal Grant Matching Funds	A	-	-	100,000						
BED100SM		25th Anniversary of Taiwan Sister-State Relationship	A	-	-	50,000						50,000
BED103DA		Digitization of Petitions and Related Documents Project	A	-	-	32,000						
BED103DA		Hearing Travel Cost Additional Funding	A	-	-	30,500						
BED105CI		Creative Lab Hawaii Federal Fund Match/Neighbor Island Expansion	A	-	-	200,000						
BED128OA		Partial Restoration of PISCES Funding	A	-	-	100,000						
BED130FA		Funding for 2020 Census Materials	A	-	-	30,000						
BED142AA		SBRRB Website Upgrade Funding Request	A	-	-	18,000						
BED142AA		SBRRB Outreach Travel and Other Costs Funding Request	A	-	-	20,000						
BED143TE		Manufacturing Assistance Program Grant	A	-	-	1,500,000			750,000			500,000
BED143TE		HSBIR Phase II and III	A	-	-	2,000,000			1,000,000			500,000
BED143TE		Excelerator Program	A	-	-	1,500,000			750,000			750,000

Budget Decisions

Prog ID	Sub-Org	Description of Request	MOF	Initial Department Requests			B&F Recommendations			Governor's Decisions		
				FY19			FY19			FY19		
				Pos (P)	Pos (T)	\$\$\$	Pos (P)	Pos (T)	\$\$\$	Pos (P)	Pos (T)	\$\$\$
BED144PL		Special Action Team Meeting Travel and Other Cost Funding	A	-	-	10,000						
BED144PL		TOD Council Meeting Travel and Other Cost Funding	A	-	-	20,000						
BED145VC		HSDC Investment Program Funding Request	A	-	-	1,000,000						
BED146EL		Aquaculture Accelerator/Incubator Initiative	A	-	-	500,000						500,000
BED150KA		Enforcement and Implementation of HCDA Abandoned Property Rules	A	-	-	400,000						
BED105CI		Infrastructure Development Contract	A	-	-	70,000						
BED128OA		OAD Director Position Request	A	1.00	-	50,000						
BED143TE		Special Projects Coordinator .5 FTE Conversion from MOF B to A Funding	A	-	0.50	32,500						
BED143TE		Chief Operating Officer - .5 FTE Conversion from MOF B to A Funding	A	-	0.50	47,500						
BED145VC		Convert Personnel Funding to General Funds	W	-	(2.00)	(286,895)						
BED113TO		Conversion of Two Positions from Permanent to Temporary	B	(2.00)	2.00	-	(2.00)	2.00		(2.00)	2.00	
BED128OA		Unmanned Aerial Systems Continued Funding	A	-	-	150,000						

Budget Decisions

Prog ID	Sub-Org	Description of Request	MOF	Initial Department Requests			B&F Recommendations			Governor's Decisions		
				FY19			FY19			FY19		
				Pos (P)	Pos (T)	\$\$\$	Pos (P)	Pos (T)	\$\$\$	Pos (P)	Pos (T)	\$\$\$
BED120SI		Hawaii State Energy Plan Funding Request	A	-	-	575,000			500,000			500,000
BED145VC		Convert Personnel Funding to General Funds	A	-	2.00	188,056						
BED143TE		Special Projects Coordinator .5 FTE Conversion from MOF B to A Funding	B	-	(0.50)	(50,856)						
BED143TE		Chief Operating Officer - .5 FTE Conversion from MOF B to A Funding	B	-	(0.50)	(74,328)						
BED160HA		New Software and Improved IT Backup Systems	W	-	-	90,000						
BED105CI		Request Funding to Cover CID Payroll Shortfall	A	-	-	18,000						
BED130FA		Delete Two Temporary Student Intern Position Counts	A	-	(0.96)	-		(0.96)			(0.96)	
BED105CI		Request Funding for Film Tax Credit Accounting Services	A	-	-	62,000			50,000			50,000
BED150KA		Conversion of funding for 19 Staff Positions	A	19.00	-	1,525,000		19.00	1,516,362	19.00		1,516,362
BED150KA		Conversion of funding for 19 Staff Positions	W	(19.00)	-	(2,386,320)		(19.00)	(1,547,082)	(19.00)		(1,547,082)
BED100SM		Request STEP Grant Ceiling for FY 2019	P			700,000			700,000			700,000
BED138GI		Transfer Special Fund Ceiling from HSEO	B	-	-	50,000,000			50,000,000			50,000,000
BED120SI		Transfer Special Fund Ceiling to HGIA	B	-	-	(50,000,000)			(50,000,000)			(50,000,000)
BED120SI		Conversion of Energy Analyst Position	N	-	1.00	-		1.00			1.00	

Proposed Budget Reductions

Prog ID	Sub - Org	Description of Reduction	Impact of Reduction	MOF	FY18			FY19			FY18 Restriction (Y/N)
					Pos (P)	Pos (T)	\$\$\$	Pos (P)	Pos (T)	\$\$\$\$	
BED 120SI		Transfer Special Fund Ceiling from HSEO	This is transferring the Special Fund Ceiling to BED138 HGIA - see Additions							-50,000,000	N
BED 150KA		Conversion of funding for 19 Staff Positions	This is offset by a request for General Funding of the 19 positions - see Additions					(19.00)		-1,547,082	N
BED 130FA		Delete Two Temporary Student Intern Position Counts	This change is to correct an error in the BJ table for the two student intern positions						(0.96)		N

Department of Business, Economic Development and Tourism
Proposed Budget Additions

Table 6

Prog ID	Sub- Org	Addition Type	Prog. ID Priorit y	Dept- Wide Priority	Description of Addition	Justification	MOF	FY19		
								Pos (P)	Pos (T)	\$\$\$
BED 138 GI			1	3	Transfer Special Fund Ceiling from HSEO	Transfer the Special Fund ceiling from the Hawaii State Energy Office to the Hawaii Green Infrastructure Authority (BED 138/GI) which manages the Green Energy Market Securitization (GEMS) program. As the HGIA was established in 2014 to administer the Hawaii Green Infrastructure loan program, the Green Infrastructure Special Fund should be moved to the HGIA.	B			50,000,000
BED 120 SI			1	12	Conversion of Energy Analyst Position	An Energy Analyst position (#122382), 100% federally funded by repurposed State Energy Program - ARRA funds, was established and filled in FY18 based on approval from the U.S. Department of Energy. The position is to support clean transportation initiatives within the Hawaii State Energy Office for fulfilling the responsibilities of the Lead Agency for Hawaii under the Environmental Mitigation Trust portion of the Volkswagen Settlement. The is to ensure that HSEO has the resources to develop and implement the Beneficiary Mitigation Plan required under the Environmental Mitigation Trust.	N		1.00	0
BED 100 SM			1	6	Request STEP Grant Ceiling for FY 2019	Request a federal grant ceiling of \$ 700,000 for the STEP grant that has been changed from a pilot program to a permanent program.	P			700,000
BED 150 KA			1	1	Conversion of funding for 19 Staff Positions	The fees and assessments that HCDA is able to charge developers and land owners in the district, by statute is structured to fund improvement projects in the district with funding for 19 of HCDA's 23 staff positions historically funded through a legislative CIP appropriation. The other revenues generated by the HCDA is otherwise inadequate to cover staff positions and recurring costs for the maintenance and operation of the HCDA and HCDA-owned properties.	A	19.00		1,516,362
BED 146 EL			1	2	Aquaculture Accelerator/Incubator Initiative	This supports the Governor's priorities regarding Economic Diversification and and Agriculture to double food production. Aquaculture is the world's fastest growing agriculture sector and produces more than 50% of global seafood supply. By 2020 the industry value is expected to reach \$200Bn; a 38% increase from today. As the world demands more and more seafood; the wild fisheries are no longer able to support that and any future growth of seafood is going to have to be together with industrial scale aquaculture. Accordingly, there is a clear global trend and demand for more innovative industrial scale aquaculture, particularly in open marine environments. The federal government has also recently stated the desire to open up the Pacific, for the first time, to offshore aquaculture. The Hawaii Center for Aquaculture Sustainability (HCAS) will provide proof-of-concept (POC) and commercialization services to start-ups in Hawaii's Aquaculture cluster. This initiative is focused on attracting investor capital and a follow-on fund for aquaculture in Hawaii to develop technical and intellectual property that can benefit a global industry. The general approach is to create a facility and program at NELHA, using the existing world-class facilities, to attract entrepreneurs in startups to help them get into the market and find a commercial space for their project. The initiative will target companies that service global markets, develop new cultured species, pioneer new feed sources and the technologies needed to support open ocean and land based aquaculture. We anticipate ten acceleration support plans per year resulting in 2-3 businesses entering accelerator per year.	A			500,000

Department of Business, Economic Development and Tourism
Proposed Budget Additions

Table 6

<u>Prog ID</u>	<u>Sub- Org</u>	<u>Addition Type</u>	<u>Prog ID Priorit y</u>	<u>Dept- Wide Priority</u>	<u>Description of Addition</u>	<u>Justification</u>	<u>MOF</u>	<u>Pos (P)</u>	<u>Pos (T)</u>	<u>\$\$\$</u>
BED 100 SM			1	4	Celebration of 150th Anniversary of Japanese immigration to Hawaii	2018 will mark the 150th anniversary of Japanese immigration to Hawaii. A major community event for the State to participate in will be planned, which also promotes our investment and trade relations with Japan, and enhances our Japan sister state relations. A food and products festival at the Hawaii Convention Center or Blaisdell Center bringing together Japanese food and products purveyors, coupled with Japanese cultural demonstrations would be produced. This fair would highlight all the contributions--cultural, business, and historical that were made by the Japanese and continues to make in Hawaii society.	A			150,000
BED 100 SM			1	5	25th Anniversary of Taiwan Sister-State Relationship	Taiwan is one of Hawaii's most active sister states. A de facto Consulate Office--the Taiwan Economic and Cultural Office (TECO) resides in Hawaii. Taiwan also subsidizes rent for the State of Hawaii Office in Taipei. Taiwan is a major market for Hawaii's export of goods and services, and attraction of international students to Hawaii. A mission to Taiwan is planned to increase exports to and investments from Taiwan, and to commemorate the 25th anniversary of sister state. This mission would take place during the week of US Business Day in Taiwan to take advantage of additional contacts and services that Taiwan could provide to enhance trade and investment.	A			50,000
BED 143 TE			1	7	HSBIR Phase II and III	Hawaii small businesses have been nationally competitive in securing SBIR phase I and II grants due in large part to the existing Hawaii SBIR matching grant program. SBIR companies in Hawaii support high wage jobs where nearly 50% staff earn more than \$100,000 annually. The existing Hawaii SBIR program has a successful track record attracting over 20 federal dollars for each state dollar. For every dollar the state provides for the matching grant program, \$27 in state taxes are generated. The Hawaii SBIR matching grant program is critical for the development of Hawaii's high tech industry. Without the grant, businesses are falling short of the goal of getting their product to market due to lack of follow-on funding. The grant funding helps to: 1) fully develop a commercial product 2) secure additional investment from joint venture, angel and venture funding, and 3) manufacture and sell their products. Act 216, SLH 2015 appropriated \$2 million to provide state matching funds to address this shortfall. The new phase II and phase III matching grant is targeted support to help businesses bridge the funding gap prior to larger scale investments and commercialization opportunities that provide sustained revenue streams. In 2016 total economic impact of HSBIR funded companies was \$89.5 million. In FY16 and FY17 \$2 million was appropriated each year funding a total of 22 SBIR companies. In FY18 the funding was reduced to \$1 million which will allow the program to only fund 3 to 4 companies.	A			500,000

Department of Business, Economic Development and Tourism
Proposed Budget Additions

Table 6

<u>Prog ID</u>	<u>Sub- Org</u>	<u>Addition Type</u>	<u>Prog ID Priorit y</u>	<u>Dept- Wide Priority</u>	<u>Description of Addition</u>	<u>Justification</u>	<u>MOF</u>	<u>Pos (P)</u>	<u>Pos (T)</u>	<u>\$\$\$</u>
BED 143 TE			1	8	Excelerator Program	<p>For FY18 \$1 million was appropriated to provide operational funding to support Hawaii's Startup Accelerators. The accelerators in Hawaii are still in their early formation and need financial support to provide the necessary training to equip young entrepreneurs for success. Hawaii's accelerator programs have received national recognition for their programs and achievements. These accelerators support early-stage, growth-driven companies in Hawaii through education and mentorship. The accelerator experience for these startup companies is a process of intense, rapid, and immersive education aimed at accelerating the life cycle of young innovative companies, thereby potentially improving startups' outcomes.</p> <p>This request is to fund \$750,000 for FY19 and beyond. There are new accelerators being created that will help more Hawaii early-stage companies achieve success and will help achieve the 80/80 Initiative to create 80,000 new tech and innovation jobs by 2030. The funding is necessary to support the existing and new accelerators.</p>	A			750,000
BED 105 CI			1	9	Request Funding for Film Tax Credit Accounting Services	<p>Act 88/89, Motion Picture, Film and Digital Media Tax Credit program is statutorily mandated to be managed by DBEDT's Hawaii Film Office in conjunction with the final arbiter, the Department of Taxation (DoTAX). An accounting service to assist the division is critical to the oversight of the program, which involves detailed auditing of financial data submitted in the form of Hawaii Production Reports (HPR). Skill set must include familiarity with production budgeting, accounting and auditing to handle the pre-auditing, certification, data/statistical collection and reporting process. Currently these functions are handled by film branch manager and an EDSVI. Since passage of Act 88 and the increase in the credit in 2013/Act 89, only an EDSVI position has been approved to manage the program. In comparison, other States have a minimum of two dedicated staff in addition to a film branch manager. Having this service, and the depth of experience it can provide, will further strengthen the reporting capacity, and operations of the program which drives approximately \$250M of production activity per year to Hawaii.</p>	A			50,000

Department of Business, Economic Development and Tourism
Proposed Budget Additions

Table 6

<u>Prog ID</u>	<u>Sub- Org</u>	<u>Addition Type</u>	<u>Prog ID Priorit</u>	<u>Dept- Wide Priority</u>	<u>Description of Addition</u>	<u>Justification</u>	<u>MOF</u>	<u>Pos (P)</u>	<u>Pos (T)</u>	<u>\$\$\$</u>
BED 100 SM			1	10	International Student Attraction Enhanced Program	Overseas study, especially in the Asia-Pacific Region is strong and growing. Although international students studying in Hawaii make a significant contribution to our economy, the numbers have declined over the past year. In the 2016/17 school year, this industry had a \$484 million total impact to Hawaii's economy, generating \$32 million in state taxes and supporting 5,093 jobs. While the rest of the Pacific area is experiencing strong growth in attracting overseas students, Hawaii is lagging. In a recent DBEDT study, in 2016, 31 institutions reported nearly 12,200 foreign students in Hawaii, and in 2017, 27 institutions accounted for 10,800 students. The overall market is dominated by Chinese students who want to study in the US, and this market—along with Japan, Korea-- will be the focus of our promotional, marketing & recruitment strategy. Hawaii's number one market is Japan students, although it has declined by over 25% in the past year. Recruitment, marketing and promotion would be conducted with the Study Hawaii Consortium, a non-profit organization of 30 Hawaii public and private schools (high schools and colleges), that are dedicated to increase its enrollment of international students.	A			50,000
BED 120 SI			1	11	Hawaii State Energy Plan Funding Request	<p>The Governor requested a meeting on September 14, 2017, and asked that DBEDT prepare an Energy Plan. He noted that his request is the result of numerous comments from a number different sources. Therefore, he requested that we prepare an Energy Plan. As with the initial 2008 Hawaii Clean Initiative, due diligence with regard to analyses to support the Energy Plan was completed prior to developing goals and policies. It has been 10 years since the inception of the Hawaii Clean Energy Initiative (HCEI). In 2011, the HCEI Road Map was prepared in coordination with the National Renewable Energy Laboratory. The Road Map outlined key energy sectors, goals, core strategies. With the swift changes in technologies and innovation, new utility grid concerns, and expanding to plans and goals for transportation, we must conduct due diligence by updating analyses and conducting new analyses. Preparing a updated energy plan requires resources.</p> <p>In order to comply with the Governor's request, funds are essential to conduct analyses from which we can develop further policies required to meet our clean energy goals for 2030 and 2045. In addition to the Governor's direct request for an Energy Plan, statutory mandates also support the need for a new energy plan:</p> <ul style="list-style-type: none"> • §196-1: Hawaii, with its near total dependence of imported fossil fuel, is vulnerable to dislocations in the global energy market. Planning is necessary in order for the state to recognize and declare major problems and opportunities in energy resources. There is a real need for comprehensive strategic planning in the effort towards achieving full use of Hawaii's energy resources and the most effective allocation of energy resources throughout the State. • §196-10.5, a Hawaii clean energy initiative is established to manage the state's transition to a clean energy economy • §226-18: "objectives and policies for facility systems – energy," the state must plan for energy facility systems toward the achievement of a dependable statewide energy system, increased energy security, greater diversification, reduction of greenhouse gas emissions, and utility models that prioritize utility customers • §269-92: Renewable Portfolio Standards requires the increased generation of electricity from renewable resources: 10% by 2010, 15% by 2015, 30% by 2020, 40% by 2030, 70% by 2040, and 100% by 2045 • §269-96: Energy Efficiency Portfolio Standards will maximize cost-effective energy-efficiency programs and technologies to achieve 4,300 gigawatt hours of electricity use reductions by 2030. 	A			500,000

Department of Business, Economic Development and Tourism
Proposed Budget Additions

Table 6

Prog ID	Sub- Org	Addition Type	Prog ID Priorit y	Dept- Wide Priority	Description of Addition	Justification	MOF	Pos (P)	Pos (T)	\$\$\$
						Contracts for services would be required for various technical expertise covering electricity grid advancement, electrification of transportation, renewable energy development: (A) \$75,000 to examine opportunities for development of PV on contaminated lands through Hawaii by: (1) conducting desktop analysis using existing data/GIS to identify contaminated or underutilized parcels in Hawaii that are good candidates for solar development; (2) assessing each candidate site to provide landowners information on potential for solar redevelopment; and (3) conducting community education and outreach on general and site-specific activities concerning property clean-up and redevelopment. (B) \$100,000 for Hawaii Statewide Critical Energy Infrastructure Inventory and Risk and Vulnerability Assessment: (1) identifying critical energy infrastructure (CEI) statewide; (2) quantitatively assessing risk and vulnerability for petroleum/gas; (3) prioritize CEI components regarding risk and vulnerability mitigation; and (4) describing energy sector perspective for long-and short-term mitigation and event response measures. (C) \$50,000 for identification and development, tracking, and reporting of metrics related to energy policy (policy adoption rates, effects, etc.) (D) \$75,000 for an analysis on microgrid development in Hawaii to evaluate enabling policies and practices to support the development of microgrids in a manner that is aligned with Hawaii's clean energy goals and policies (including 100% renewable portfolio standard (RPS) by 2045 and 30% energy efficiency portfolio standard (EEPS) by 2030. (E) \$100,000 to analyze state fleet electrification and develop an implementation plan. This would include: (1) analyzing the feasibility, cost, and timeline required to increase electric vehicles (EV) and associated charging stations into the Hawaii state fleet and facility locations; (2) researching procurement mechanisms that could standardize and efficiency track/report the purchase of all state fleet vehicles, including zero emission vehicles; and (3) developing an implementation plan including new statewide vehicle procurement requirements (HRS 103D-412 Light-duty motor vehicle requirements). (F) \$50,000 for the identification and development, tracking, and reporting of metrics related to energy innovation in Hawaii and energy technology adoption. (G) \$50,000 for the identification and development, tracking, and reporting of environmental and land use metrics related to energy.				
						The Hawaii State Energy Office does not have in-house resources, staffing, and expertise related to the above contract services. Allowing time for procurement, an updated plan could be available by December, 2019.				
BED 143 TE			1	13	Manufacturing Assistance Program Grant	The Manufacturing Assistance program was signed into law by Governor Ige in June 2015. The goal of the program is to reduce the need to import consumer products and make Hawaii companies more competitive in the global market by increasing manufacturing in Hawaii. Hawaii's manufacturing companies export products throughout the world, where Made in Hawaii products are desired globally. Manufacturers in Hawaii are challenged to compete because of the high cost of electricity and shipping. The grant program provides funding for businesses to expand by helping with the cost of purchasing equipment, becoming energy efficient, training employees on the use of the equipment, and conducting feasibility studies for new facilities. The support helps Hawaii manufacturers become more efficient and competitive, allowing them to scale its operations for local and/or international production. Act 215, SLH 2015 appropriated \$2 million which funded 51 companies who invested \$38 million in matching funds. The following year, FY17, MAP received \$1 million in appropriation which funded 25 of the 41 applicants. Again in FY18 MAP received \$1 million in funding which HTDC will not be able to award all the qualified applicants. in 2016 the MAP grant recipients contributed \$515 million in economic development to the state This request to increase funding level to \$500,000 for FY19 and beyond.	A			500,000

Department of Business, Economic Development and Tourism
Proposed Budget Additions

Table 6

<u>Prog ID</u>	<u>Sub- Org</u>	<u>Addition Type</u>	<u>Prog ID Priorit y</u>	<u>Dept- Wide Priority</u>	<u>Description of Addition</u>	<u>Justification</u>	<u>MOF</u>	<u>Pos (P)</u>	<u>Pos (T)</u>	<u>\$\$\$</u>
BED 113 TO			1	14	Conversion of Two Positions from Permanent to Temporary	Convert two permanent positions to two temporary positions. The positions are HTA Director of Tourism Research (Position # 111599; EM05)and HTA Tourism Research Manager (Position #111614; SR26).		(2.00)	2.00	

Department of Business, Economic Development and Tourism
FY18 Restrictions

Table 7

<u>Prog ID</u>	<u>Sub-Org</u>	<u>MOF</u>	<u>Budgeted by Dept.</u>	<u>Restriction</u>	<u>Difference Between Budgeted & Restricted</u>	<u>Percent Difference</u>	<u>Impact</u>
BED100		A	1,390,466	\$ 85,907	\$ 1,304,559	6.2%	Certain projects may not be implemented if restrictions are not lifted later in the fiscal year
BED103		A	629,530	\$ 72,167	\$ 557,363	11.5%	Certain projects such as digitizing documents were curtailed and delaying hiring of staff due to the restriction
BED105		A	1,327,374	\$ 90,420	\$ 1,236,954	6.8%	Various projects were not implemented due to the restriction
BED128		A	1,291,759	\$ 86,803	\$ 1,204,956	6.7%	Reduction of available funds to BED 128 restricts the opportunity to implement various projects
BED130		A	1,223,368	\$ 72,336	\$ 1,151,032	5.9%	Certain projects have been deferred due to the restriction
BED142		A	2,209,222	\$ 108,484	\$ 2,100,738	4.9%	Staffing positions were not filled due to the restriction
BED143		A	4,085,439	\$ 367,318	\$ 3,718,121	9.0%	HTDC had to reduce the number of companies receiving matching grant awards thus reducing the number of new jobs created. Reduction in awards for the Excelerator program, Manufacturing Assistance program, and the HSBIR Phase II and III awards.
BED144		A	1,456,015	\$ 101,286	\$ 1,354,729	7.0%	The restriction has impacted both personnel and operations budget of OP, resulting in re-prioritizing of activities for FY 18, but still making progress towards agency goals and performance measures.
BED150		A	846,000	\$ 61,196	\$ 784,804	7.2%	Carryover general funds for payroll covered the shortfall in the current fiscal year.

Department of Business, Economic Development and Tourism
 Emergency Appropriation Requests

Table 8

<u>Prog ID</u>	<u>Description of Request</u>	<u>Explanation of Request</u>	<u>MOF</u>	<u>Pos (P)</u>	<u>Pos (T)</u>	<u>\$\$\$</u>
	None					

Department of Business, Economic Development and Tourism
 Expenditures Exceeding Appropriation Ceilings in FY17 and FY18

Table 9

<u>Prog ID</u>	<u>MOF</u>	<u>Date</u>	<u>Appropriation</u>	<u>Amount Exceeding Appropriation</u>	<u>Percent Exceeded</u>	<u>Reason for Exceeding Ceiling</u>	<u>Legal Authority</u>	<u>Recurring (Y/N)</u>	<u>GF Impact (Y/N)</u>
			None						

Department of Business, Economic Development and Tourism
 Intradepartmental Transfers in FY17 and FY18

Table 10

<u>Actual or Anticipated Date of Transfer</u>	<u>MOF</u>	<u>Pos (P)</u>	<u>Pos (T)</u>	<u>\$\$\$</u>	<u>From Prog ID</u>	<u>Percent of Program ID Appropriation Transferred From</u>	<u>To Prog ID</u>	<u>Percent of Receiving Program ID Appropriation</u>	<u>Reason for Transfer</u>	<u>Recurring (Y/N)</u>
						None				

Department of Business, Economic Development and Tourism
 Vacancy Report as of November 30, 2017

Table 11

Prog ID	Sub-Org	Date of Vacancy	Expected Fill Date	Position Number	Position Title	Exempt (Y/N)	SR Level	BU Code	Perm Temp (P/T)	FTE	MOF	Budgeted Amount	Actual Salary Last Paid	Authority to Hire (Y/N)	Occupied by 89 Day Hire (Y/N)	# of 89 Hire Appts	Describe if Filled by other Means	Priority # to Retain
BED142AA	N/A	4/21/17	2/1/18	00121913	HI Broadband Init Strategy Ofcr	Y	SRNA	13	T	1.00	A	\$ 98,329.00	\$ 98,328.00	Y	N		Currently in active recruitment.	1
BED120SI	N/A	7/31/17	2/1/18	00012697	Energy Conservation Prgm Mgr	N	EM05	35	P	1.00	B	\$ 117,537.00	\$ 119,892.00	Y	N		Currently filled by temporary assignment	2
BED142AA	N/A	N/A	2/1/18	00120974	Management Analyst IV	N	SR22	13	P	1.00	A	\$ 50,772.00	N/A	Y	N		Currently in active recruitment.	3
BED142AA	N/A	N/A	2/1/18	00122423	Office Assistant III	N	SR08	03	P	1.00	A	\$ 14,000.00	N/A	Y	N		Position planned on being filled	4
BED103DA	N/A	4/16/2017	1/2/2018	121099	Secretary II	N	SR14	63	P	1.00	A	\$ 37,056.00	\$ 37,056.00	Y	N		Job offered made to applicant and start date will be in January 2018.	5
BED105CI	N/A	4/30/17	3/1/18	00044002	Economic Development Spclt V	N	SR24	13	P	1.00	A	\$ 59,448.00	\$ 59,448.00	Y	Y	2	Currently in active recruitment.	6
BED105CI	N/A	11/1/2014	6/1/2018	00044000	Economic Development Spclt V	Y	SR24	13	P	1.00	A	\$ 57,168.00	\$ 62,424.00	Y	Y	3	Position currently being redescribed into another position.	7
BED105CI	N/A	3/15/17	3/1/18	00121196	Office Assistant III	N	SR08	03	P	1.00	A	\$ 28,212.00	\$ 27,132.00	Y	Y	2	Currently in active recruitment.	8
BED144PL	N/A	1/1/2014	4/1/2018	00026624	Planner V	Y	SR24	13	T	1.00	N	\$ 57,168.00	\$ 53,364.00	Y	N		Currently in active recruitment.	9
BED144PL	N/A	8/1/2014	9/30/2018	00012517	Planning Program Admr II	N	ES02	35	P	1.00	A	\$ 108,420.00	\$ 132,216.00	Y	N		Position planned on being filled	10
BED144PZ	N/A	4/28/17	4/1/2018	00102931	CZM Project Analyst	Y	SRNA	13	T	1.00	N	\$ 52,447.00	\$ 51,397.00	Y	N		Position planned on being filled	11
BED145VC	N/A	9/29/17	5/1/2018	00120802	HSDC Associate	Y	SRNA	13	T	1.00	W	\$ 74,980.00	\$ 76,476.00	Y	N		Position planned on being filled	12
BED143TE	N/A	2/28/17	12/1/2017	00102716	Innovation Program Manager	Y	SRNA	13	T	1.00	A	\$ 80,345.00	\$ 80,340.00	Y	N		Job offered and new hire will start 12/1/17	13
BED143TE	N/A	6/30/17	2/1/18	00101816	HTDC Accountant	Y	SRNA	13	T	1.00	A/B	\$ 56,934.00	\$ 56,928.00	Y	N		Currently in active recruitment.	14
BED143TE	N/A	8/13/2011	2/1/18	00102460	HTDC Industry Info Spclt	Y	SRNA	13	T	0.50	B	\$ 110,081.00	\$ 83,412.00	Y	N		Plan to fill as funds becomes available	15
BED143TE	N/A	7/31/17	2/1/18	00116614	MEP Project Engineer	Y	SRNA	13	T	1.00	P	\$ 52,313.00	\$ 53,352.00	Y	N		Currently in active recruitment.	16
BED107BA	N/A	10/15/17	6/30/2018	00024362	Account Clerk III	N	SR11	03	P	1.00	B	\$ 38,592.00	\$ 37,800.00	Y	N		Currently in active recruitment.	17
BED107BA	N/A	1/27/2016	6/30/2018	00024766	Economic Development Spclt V	N	SR24	13	P	1.00	B	\$ 57,168.00	\$ 64,608.00	Y	N		Position planned on being filled	18

Department of Business, Economic Development and Tourism
 Vacancy Report as of November 30, 2017

Table 11

Prog ID	Sub-Org	Date of Vacancy	Expected Fill Date	Position Number	Position Title	Exempt (Y/N)	SR Level	BU Code	Perm Temp (P/T)	FTE	MOF	Budgeted Amount	Actual Salary Last Paid	Authority to Hire (Y/N)	Occupied by 89 Day Hire (Y/N)	# of 89 Hire Appts	Describe if Filled by other Means	Priority # to Retain
BED107BA	N/A	1/2/2014	6/30/2018	00022200	Ftz Representative	Y	SR26	13	P	1.00	B	\$ 61,824.00	\$ 59,736.00	Y	Y	11	Currently in active recruitment.	19
BED107BA	N/A	9/17/2016	6/30/2018	00025578	Office Assistant IV	N	SR10	03	P	1.00	B	\$ 29,340.00	\$ 31,236.00	Y	N		Currently in active recruitment.	20
BED107BA	N/A	2/1/2015	6/30/2018	00031385	FTZ Warehouse Worker	N	BC06	01	P	1.00	B	\$ 45,036.00	\$ 40,788.00	Y	N		Position planned on being filled	21
BED120SI	N/A	8/1/17	2/1/18	00119361	Energy Analyst	Y	SRNA	13	T	1.00	B	\$ 80,345.00	\$ 81,948.00	Y	N		Pending Governor's approval to fill.	22
BED120SI	N/A	9/1/17	2/1/18	00101028	Energy Analyst	Y	SRNA	13	T	1.00	B	\$ 72,409.00	\$ 73,860.00	Y	N		Pending Governor's approval to fill.	23
BED120SI	N/A	7/2/17	2/1/18	00119412	Energy Analyst	Y	SRNA	13	T	1.00	B	\$ 91,076.00	\$ 103,512.00	Y	N		Currently in active recruitment.	24
BED130FA	N/A	N/A	1/2/18	00122493	Economist VI	N	SR26	13	P	1.00	A	\$ 28,584.00	N/A	Y	N		Job offer was accepted, incumbent starting 1/2/2018	25
BED160HA	N/A	08/05/14	02/01/18	102020	Secretary to the Executive Director	Y	SRNA	63	T	1	W	\$ 59,351	\$ 58,416	Y			Position Planned to be filled 02/01/17.	26
BED160HA	N/A	03/10/05	01/16/18	100932	Property Management Coordinator I	Y	SRNA	13	T	1	W	\$ 65,739	\$ 56,040	Y			Legislature gave back position July 2010. Request to fill is currently pending. Position planned to be filled	27
BED160HA	N/A	10/01/17	3/1/2018	118401	HHFDC Corporate Controller	Y	SRNA	13	T	1	W	\$ 96,317	\$ 100,968	Y			Position planned to be filled.	28
BED160HF	N/A	06/20/07	3/1/2018	105731	Mortgage & Rental Finance Section Chief	Y	SRNA	23	T	1	W	\$ 79,765	\$ 64,936	Y			Position planned to be filled.	29
BED160HF	N/A	03/20/07	3/1/2018	92004B	Program Specialist & Tenant Services	Y	SRNA	13	T	1	W	\$ 71,072	\$ 55,500	Y			Position planned to be filled.	30
BED160HD	N/A	05/19/17	12/1/2017	100930	Housing Development Specialist II	Y	SRNA	13	T	1	W	\$ 69,540	\$ 69,540	Y			Position to be filled 12/01/17.	31
BED160HD	N/A	07/23/16	3/1/2018	100385	Housing Development Specialist I	Y	SRNA	13	T	1	W	\$ 60,786	\$ 59,736	Y			Position planned to be filled.	32
BED160HF	N/A	09/01/16	3/1/2018	118415	Housing Finance Specialist I	Y	SRNA	13	T	1	W	\$ 58,435	\$ 59,736	Y			Position planned to be filled.	33
BED160HA	N/A	09/17/01	3/1/2018	40990	Department Personnel Officer I	N	EM01	35	P	1	W	\$ 72,624	\$ 47,448	Y			Legislature gave back position July 2010. Position planned to be filled.	34
BED160HF	N/A	12/31/13	3/1/2018	25650	Housing Loan Services Officer	N	SR24	23	P	1	W	\$ 57,168	\$ 78,996	Y			Position planned to be filled.	35
BED160HD	N/A	02/16/07	3/1/2018	97009B	Secretary III	N	SR16	63	P	1	W	\$ 37,056	\$ 32,424	Y			Position planned to be filled.	36

Department of Business, Economic Development and Tourism
 Vacancy Report as of November 30, 2017

Table 11

Prog ID	Sub-Org	Date of Vacancy	Expected Fill Date	Position Number	Position Title	Exempt (Y/N)	SR Level	BU Code	Perm Temp (P/T)	FTE	MOF	Budgeted Amount	Actual Salary Last Paid	Authority to Hire (Y/N)	Occupied by 89 Day Hire (Y/N)	# of 89 Hire Appts	Describe if Filled by other Means	Priority # to Retain
BED160HD	N/A	04/17/17	1/16/2018	42103	Office Assistant IV	N	SR 10	3	P	1	W	\$ 30,468	\$ 29,928	Y	Y	3	Recruitment on-going. Position is currently filled with 89-day hire.	37
BED160HD	N/A	02/18/09	3/1/2018	27586	Office Assistant IV	N	SR10	3	P	1	W	\$ 29,340	\$ 29,928	Y	Y	5	Legislature gave back position July 2010. Position planned to be filled. Position is currently filled with 89-day hire.	38
BED160HA	N/A	02/15/07	3/1/2018	121250	Account Clerk V	N	SR15	3	P	1	W	\$ 35,676	\$ 31,212	Y			Position planned to be filled.	39
BED160HA	N/A	02/17/14	3/1/2018	14769	Account Clerk III	N	SR11	3	P	1	W	\$ 30,468	\$ 28,836	Y			Position planned to be filled.	40
BED160HF	N/A	04/23/07	3/1/2018	32938	Office Assistant III	N	SR08	3	P	1	W	\$ 27,132	\$ 23,736	Y			Legislature gave back position July 2010. Position planned to be filled.	41
BED160HF	N/A	08/16/12	3/1/2018	27568	Office Assistant III	N	SR08	3	P	1	W	\$ 27,132	\$ 30,036	Y			Position planned to be filled.	42
BED146EL	N/A	6/30/2014	6/1/2018	00102305	NELHA Veh Const Equip Mech	Y	SRNA	01	T	1.00	B	\$ 40,334.00	\$ 37,260.00	Y	N		Position planned on being filled	43
BED146EL	N/A	12/31/2013	6/1/2018	00102316	NELHA Groundskeeper II	Y	SRNA	01	T	1.00	B	\$ 39,247.00	\$ 36,252.00	Y	N		Position planned on being filled	44
BED146EL	N/A	6/30/2007	6/1/2018	00102526	NELHA Microbiologist III	Y	SRNA	13	T	1.00	B	\$ 51,952.00	\$ 47,448.00	Y	N		Position planned on being filled	45
BED146EL	N/A	6/30/2007	6/1/2018	00102694	NELHA Chemist III	Y	SRNA	13	T	1.00	B	\$ 46,404.00	\$ 44,066.16	Y	N		Position planned on being filled	46
BED113TO	N/A	3/31/17	6/1/2018	00107928	HTA Budget/Fiscal Officer	Y	SRNA	13	T	1.00	B	\$ 92,132.00	\$ 92,136.00	Y	N		Currently in active recruitment.	47
BED113TO	N/A	5/16/17	6/1/2018	00111599	HTA Director of Tourism Research	Y	SRNA	73	T	1.00	B	\$ 112,476.00	\$ 112,476.00	Y	N		Position filled on 12/9/17.	48
BED113TO	N/A	7/20/17	6/1/2018	00118356	HTA Administrative Assistant	Y	SRNA	13	T	1.00	B	\$ 47,357.00	\$ 48,300.00	Y	N		Position planned on being filled	49
BED113TO	N/A	9/11/2015	n/a	00028287	HTA Dir of Meetings Conv&Incent	Y	SRNA	13	T	1.00	B	\$ 173,764.00	\$ 107,250.00	Y	N		Position planned on being filled	50
BED113TO	N/A	5/16/2016	n/a	00107915	HTA Accounting Assistant	Y	SRNA	03	T	1.00	B	\$ 37,116.00	\$ 37,116.00	Y	N		Position planned on being filled	51
BED113TO	N/A	2/1/2015	n/a	00107916	HTA Administrative Assistant	Y	SRNA	13	T	1.00	B	\$ 46,556.00	\$ 44,208.00	Y	N		Position planned on being filled	52
BED113TO	N/A	7/1/2015	n/a	00107917	HTA Admin Assistant	Y	SRNA	13	T	1.00	B	\$ 46,575.00	\$ 45,000.00	Y	N		Position planned on being filled	53
BED113TO	N/A	7/7/2015	n/a	00107926	HTA Tourism Brand Manager	Y	SRNA	13	T	1.00	B	\$ 76,001.00	\$ 72,168.00	Y	N		Position planned on being filled	54

Department of Business, Economic Development and Tourism
Positions Established by Acts other than the State Budget as of November 30, 2017

Table 12

<u>Prog ID</u>	<u>Sub- Org</u>	<u>Date Established</u>	<u>Legal Authority</u>	<u>Position Number</u>	<u>Position Title</u>	<u>Exemp t (Y/N)</u>	<u>SR Level</u>	<u>BU Code</u>	<u>T/P</u>	<u>MOF</u>	<u>FTE</u>	<u>Annual Salary</u>	<u>Filled (Y/N)</u>	<u>Occupied by 89 Day Hire (Y/N)</u>
BED120SI	N/A	7/1/2017	HRS , 76-16(b)(27)	122382	Energy Analyst	Y	SRNA	13	T	N	1.00	\$ 64,980.00	Y	N
BED144PZ	N/A	8/1/2015	HRS 76-16(b)(12)	121808	CZM Policy Analyst	Y	SRNA	73	T	N	0.49	\$ 29,160.00	Y	N
BED144PL	N/A	11/1/2016	Act 127, SLH 2016	122197	Special Plans Project Analyst	Y	SRNA	13	T	A	1.00	\$ 58,584.00	Y	N
BED138GI	N/A	5/1/2015	Act 211, SLH 2013	121719	HGIA Accountant	Y	SRNA	73	T	B	0.49	\$ 46,674.00	Y	N

Department of Business, Economic Development and Tourism
Overtime Expenditure Summary

Table 13

Prog ID	Sub-Org	Program Title	MOF	FY17 (actual)			FY18 (estimated)			FY19 (budgeted)		
				Base Salary	Overtime	Overtime	Base Salary	Overtime	Overtime	Base Salary	Overtime	Overtime
				\$\$\$\$	-\$-\$-\$	Percent	\$\$\$\$	-\$-\$-\$	Percent	\$\$\$\$	-\$-\$-\$	Percent
BED142AA		Departmental Administration	A	\$ 1,684,624	\$ 7,158	0.42%	\$2,072,552	\$ 8,000	0.39%	\$2,086,552	\$ 8,000	0.38%
BED120SI		Hawaii State Energy Office	B	\$ 2,559,996	\$ 3,981	0.16%	\$2,855,722	0	0.00%	\$2,932,582	0	0.00%
BED146EL		Natural Energy Lab of Hawaii Authority	B	\$ 1,174,080	\$ 1,486	0.13%	\$1,468,242	0	0.00%	\$1,468,242	0	0.00%
BED105CI		Creative Industries Division	B	\$1,163,622	\$ 2,065	0.18%	\$803,076	0	0.00%	\$803,076	0	0.00%

Department of Business, Economic Development and Tourism
Active Contracts as of December 1, 2017

Table 14

Prog ID	MOF	Amount	Frequency (M/A/O)	Max Value	Outstanding Balance	Term of Contract			Entity	Contract Description	Explanation of How Contract is Monitored	POS Y/N	Category E/L/P/C/G/S
						Date Executed	From	To					
BED100	A	Various	O	\$ 142,500	\$ 72,500	6/23/2017	7/21/2017	5/1/2018	University of Hawaii	DEVELOP AND PROMOTE A PRISON INMATE TRAINING AND MENTORING PROGRAM	Project Manager monitors progress of contract and payment on an ongoing basis	Y	S
BED100	A	Various	O	\$ 155,000	\$ 45,000	6/24/2016	4/29/2016	3/31/2018	Study Hawaii Educational Consortium dba Study Hawaii	STUDY HAWAII SHALL SUPPORT THE STATE'S MARKETING & PROMOTIONAL EFFORTS I	Project Manager monitors progress of contract and payment on an ongoing basis	Y	S
BED100	P	Various	O	\$ 70,000	\$ 20,000	2/27/2017	2/14/2017	9/30/2017	Maui Economic Development Board	OVERSEE AND ASSIST HAWAII COMPANIES WHO ARE PARTICIPATING IN THE TOKYO	Project Manager monitors progress of contract and payment on an ongoing basis	Y	S
BED100	P	Various	O	\$ 75,000	\$ 22,500	2/28/2017	12/20/2016	9/30/2017	Hawaii Pacific Export Council	PROVIDE MENTORING, PRIMARY SPEAKING, & TRAINING SVCS FOR EXPORT DEVELOPMENT PROGRAM WORKSHOPS	Project Manager monitors progress of contract and payment on an ongoing basis	Y	S
BED100	P	Various	O	\$ 25,000	\$ 2,500	4/21/2017	2/14/2017	9/29/2017	University of Hawaii	PROVIDE COUNSELING, SPEAKING, TRAINING AND PROMOTIONAL SVCS F/EXPORT	Project Manager monitors progress of contract and payment on an ongoing basis	Y	S
BED100	A	Various	O	\$ 27,500	\$ 2,750	9/5/2017	7/1/2017	5/31/2018	Honolulu Japanese Chamber of Commerce	PLAN AND COORDINATE THE COMMEMORATIVE EVENTS OF THE 20TH ANNIVERSARY OF THE PREFECTURE OF HIROSHIMA AND HAWAII SISTER-STATE RELATIONSHIP	Project Manager monitors progress of contract and payment on an ongoing basis	Y	S
BED144	A	Varies	O - per payment schedule	\$ 49,714	\$ 12,321	10/5/2016	10/7/2016	12/31/2017	OCEANIT LABORATORIES, INC.	09/30/2017 DESIGN AND DEVELOPMENT OF ACCESS DATABASE AND GIS INTERFACE	Through respective contract scope of services, time of performance, compensation and payment schedule conditions.	Y	S
BED144	A	Varies	O - per payment schedule	\$ 49,933	\$ 41,052	10/5/2016	10/7/2016	12/31/2017	SSFM INTERNATIONAL, INC.	06/30/17 SERVICES FOR THE COMPREHENSIVE REVIEW OF THE HRS CHPTR 226, THE	Through respective contract scope of services, time of performance, compensation and payment schedule conditions.	Y	S
BED144	N	Varies	O - per payment schedule	\$ 75,000	\$ 65,400	2/27/2017	2/28/2017	6/30/2018	SSFM INTERNATIONAL, INC.	12/31/17 SERVICES TO DEVELOP A REPORT ASSESSING THE FEASIBILITY AND IMPLICATIONS	Through respective contract scope of services, time of performance, compensation and payment schedule conditions.	Y	S

Department of Business, Economic Development and Tourism
Active Contracts as of December 1, 2017

Table 14

<u>Prog ID</u>	<u>MOF</u>	<u>Amount</u>	<u>Frequency (M/A/O)</u>	<u>Max Value</u>	<u>Outstanding Balance</u>	<u>Date Executed</u>	<u>From</u>	<u>To</u>	<u>Entity</u>	<u>Contract Description</u>	<u>Explanation of How Contract is Monitored</u>	<u>POS Y/N</u>	<u>Category E/L/P/C/G/S</u>
BED150	C/W	Varies	Other-when work is performed and billed	\$ 1,080,938	\$ 207,794	7/20/2010	8/2/2010	Final acceptance from the State	HO, RONALD N. S. & ASSOCIATES,	Design & Construct Kalaeloa Energy Corridor on Enterprise	Contracts are monitored continuously through discussion with contractor and review of all invoices prior to payment	Y	S
BED150	W	Varies	Other-when work is performed and billed	\$ 155,397	\$ 151,672	4/26/2011	6/1/2011	After SHPD approval	CULTURAL SURVEYS HAWAII, INC.	Archaeological monitoring for the Fort Barette/Enterprise Road Energy Corridor	Contracts are monitored continuously through discussion with contractor and review of all invoices prior to payment	Y	S
BED150	W	Varies	Other-when work is performed and billed	\$ 290,706	\$ 35,698	12/19/2011	1/3/2012	12/14/2014	MITSUNAGA & ASSOCIATES, INC.	Remediation and converting American brewery bldg. to office space	Contracts are monitored continuously through discussion with contractor and review of all invoices prior to payment	Y	S
BED150	W	Varies	Other-pending litigation	\$ 5,386,914	\$ 159,220	5/28/2013	6/5/2013	9/28/2014	CLOSE CONSTRUCTION, INC.	Renovation of the American Brewery Building Kakaako	Contracts are monitored continuously through discussion with contractor and review of all invoices prior to payment	Y	C - Construction
BED150	W	Varies	Other-when work is performed and billed	\$ 350,000	\$ 284,256	7/22/2013	7/16/2013	No expiration	LAW OFFICES OF KYONG-SU-IM	Legal svcs for 690 Pohukaina Project	Contracts are monitored continuously through discussion with contractor and review of all invoices prior to payment	Y	S
BED150	W	Varies	Other-when work is performed and billed	\$ 25,000	\$ 18,000	10/16/2013	10/16/2013	No expiration	ENGLEKIRK STRUCTURAL ENGINEERS	Expert consultant services for renovations of the American Brewery Bldg	Contracts are monitored continuously through discussion with contractor and review of all invoices prior to payment	Y	S
BED150	W	Varies	Other-when work is performed and billed	\$ 350,000	\$ 184,923	5/14/2014	5/14/2014	No expiration	FUKUNAGA MATAYOSHI HERSHEY &	Retain special legal counsel to represent HCDA regarding complaint filed by Close Construction	Contracts are monitored continuously through discussion with contractor and review of all invoices prior to payment	Y	S
BED150	W	Varies	Monthly	\$ 246,711	-0-	11/7/2014	11/17/2014	11/16/2017	HONOLULU MERCHANT PATROL &	Furnish security and vehicle towing services	Contracts are monitored continuously through discussion with contractor and review of all invoices prior to payment	Y	S
BED150	W	Varies	Monthly	\$ 197,447	\$ 25,754	3/12/2015	3/18/2015	3/17/2018	KLEENCO CORPORATION	Janitorial svcs for American Brewery Building	Contracts are monitored continuously through discussion with contractor and review of all invoices prior to payment	Y	S

Department of Business, Economic Development and Tourism
Active Contracts as of December 1, 2017

Table 14

Prog ID	MOF	Amount	Frequency (M/A/O)	Max Value	Outstanding Balance	Date Executed	From	To	Entity	Contract Description	Explanation of How Contract is Monitored	POS Y/N	Category E/L/P/C/G/S
BED150	W	Varies	Other-when work is performed and billed	\$ 330,829	\$ 198,691	4/9/2015	6/1/2015	5/31/2017	AECOM TECHNICAL SERVICES, INC.	Comply with NPDES permit requirements in Kakaako and Kewalo Basin Harbor Opt to Exted 12 mos	Contracts are monitored continuously through discussion with contractor and review of all invoices prior to payment	Y	S
BED150	W	Varies	Monthly	\$ 27,600	\$ 13,150	6/30/2015	7/1/2015	6/30/2018	KONE, INC.	Elevator maintenance svc American Brewery Building	Contracts are monitored continuously through discussion with contractor and review of all invoices prior to payment	Y	S
BED150	W	Varies	Monthly	\$ 127,074	\$ 164	11/3/2015	12/3/2015	12/2/2017	NOHONANI LANDSCAPE, LLC	GROUNDS MAINTENANCE SERVICES FOR KOLOWALU PARK - KAKAAKO COMMUNITY	Contracts are monitored continuously through discussion with contractor and review of all invoices prior to payment	Y	S
BED150	W	Varies	Other-when work is performed and billed	\$ 91,798	\$ 80,198	12/3/2015	12/14/2015	12/2/2020	MOFFATT & NICHOL	PROFESSIONAL SERVICES FOR KEWALO BASIN HARBOR FISHERMAN'S WHARF REPAIRS	Contracts are monitored continuously through discussion with contractor and review of all invoices prior to payment	Y	S
BED150	W	Varies	Monthly	\$ 30,000	\$ 44,089	1/15/2016	2/1/2016	1/31/2018	HAWAII PLUMBING GROUP LLC	BLDG MAINTENANCE SVCS FOR HCDA OFFICE AT 547 QUEEN ST AM BREWERY BLDG	Contracts are monitored continuously through discussion with contractor and review of all invoices prior to payment	Y	S
BED150	C/W	Varies	Other-when work is performed	\$ 4,847,700	\$ 4,847,700	6/14/2016	9/15/2017	8/11/2018	PAUL'S ELECTRICAL CONTRACTING	CONSTRUCTION OF KALAELOA ENERGY CORRIDOR PROJECT	Contracts are monitored continuously through discussion with contractor and review of all invoices prior to payment	Y	C - Construction
BED150	C/W	Varies	Other-when work is performed	\$ 432,123	\$ 42,626	6/30/2016	2/1/2017	7/1/2017	COLUCCIO, FRANK CONSTRUCTION CO	KEWALO BASIN HARBOR JETTY REPAIRS	Contracts are monitored continuously through discussion with contractor and review of all invoices prior to payment	Y	C - Construction
BED150	W	Varies	Monthly	\$ 119,600	\$ 510,471	11/15/2016	12/3/2016	12/2/2018	HAWAII NATIONAL LANDSCAPE,	HAWAII NATIONAL LANDSCAPE,	Contracts are monitored continuously through discussion with contractor and review of all invoices prior to payment	Y	S
BED150	W	Varies	Monthly	\$ 138,570	\$ 122,776	11/17/2016	12/1/2016	11/30/2019	HONEYWELL INTERNATIONAL, INC.	MAINTENANCE & REPAIRS OF AIR CONDITION OF MAERICAN BREWERY BLDG	Contracts are monitored continuously through discussion with contractor and review of all invoices prior to payment	Y	S

Department of Business, Economic Development and Tourism
Active Contracts as of December 1, 2017

Table 14

<u>Prog ID</u>	<u>MOF</u>	<u>Amount</u>	<u>Frequency (M/A/O)</u>	<u>Max Value</u>	<u>Outstanding Balance</u>	<u>Date Executed</u>	<u>From</u>	<u>To</u>	<u>Entity</u>	<u>Contract Description</u>	<u>Explanation of How Contract is Monitored</u>	<u>POS Y/N</u>	<u>Category E/L/P/C/G/S</u>
BED150	C/W	Varies	Other-when work is performed	\$ 150,500	\$ 150,500	2/8/2017	4/1/2017	3/31/2021	HO, RONALD N. S. & ASSOCIATES,	DESIGN SVCS FOR KALAELOA ENERGY CORRIDOR-ENTERPRISE AVE	Contracts are monitored continuously through discussion with contractor and review of all invoices prior to payment	Y	S
BED150	W	Varies	Other-when work is performed	\$ 18,800	\$ 14,200	2/16/2017	3/2/2017	3/2/2018	OCEANIT LABORATORIES, INC.	MANAGING HCDA'S LOCAL AREA NETWORK AND WIFI AT ITS OFC AT 547 QUEEN ST	Contracts are monitored continuously through discussion with contractor and review of all invoices prior to payment	Y	S
BED150	W	Varies	Monthly	\$ 673,672	\$ 547,580	3/7/2017	2/1/2017	1/31/2020	WAIKIKI HEALTH	3-YRS JANITORIAL AND TRASH COLLECTION SVCS FOR KWP, MGP, KBP AND KOLOWAL	Contracts are monitored continuously through discussion with contractor and review of all invoices prior to payment	Y	S
BED150	W	Varies	Monthly	\$ 189,098	\$ 167,017	5/18/2017	6/1/2017	5/31/2020	WEST OAHU AGGREGATE CO., INC.	3-YRS REFUSE COLLECTION SVCS AT KAKAAKO WATEFRONT, KEWALO BASIN PARKS,	Contracts are monitored continuously through discussion with contractor and review of all invoices prior to payment	Y	S
BED150	W	Varies	Other-when work is performed	\$ 160,000	\$ 160,000	6/20/2017	7/3/2017	8/3/2018	AECOM TECHNICAL SERVICES, INC.	COMPLYING WITH NPDES PERMIT REQUIREMENTS IN KAKAAKO & KEWALO BASIN HARBO	Contracts are monitored continuously through discussion with contractor and review of all invoices prior to payment	Y	S
BED150	C/W	Varies	Other-when work is performed	\$ 200,000	\$ 136,988	8/28/2017	9/12/17	9/12/2019	FERRARO CHOI & ASSOCIATES,	2 REMAING STRUCTURES AT THE HISTORIC ALA MOANA PUMP STATEION	Contracts are monitored continuously through discussion with contractor and review of all invoices prior to payment	Y	S
BED150	W	Varies	Other-when work is performed	\$ 150,000	\$ 150,000	9/19/2017	9/25/2017	9/25/2018	TOWNSCAPE, INC.	NTP 365 PREPARATION OF THE HEEIA COMMUNITY DEVELOPMENT DISTRICT PLAN &	Contracts are monitored continuously through discussion with contractor and review of all invoices prior to payment	Y	S
BED150	W	Varies	Monthly	\$ 116,790	\$ 116,790	11/3/2017	11/8/2017	11/7/2020	DOONWOOD ENGINEERING, INC.	FURNISHING MAINTENANCE, REPAIR, TESTING SVCS FOR SEWAGE PUMP & BACKFLOW	Contracts are monitored continuously through discussion with contractor and review of all invoices prior to payment	Y	S
BED150	W	Varies	Monthly	\$ 331,481	\$ 331,481	11/30/2017	11/30/2017	11/30/2018	MYDATT SERVICES INC.	11/30/2018 SECURITY GUARD & SOCIAL OUTREACH SVCS F/HCDA PUBLIC PARKS	Contracts are monitored continuously through discussion with contractor and review of all invoices prior to payment	Y	S

Department of Business, Economic Development and Tourism
Active Contracts as of December 1, 2017

Table 14

Prog ID	MOF	Amount	Frequency (M/A/O)	Max Value	Outstanding Balance	Date Executed	From	To	Entity	Contract Description	Explanation of How Contract is Monitored	POS Y/N	Category E/L/P/C/G/S
BED143	B	Varies	monthly	\$ 219,240	\$ 219,240	1/18/1994	6/27/2013	12/31/2017	HAWAIIAN ELECTRIC CO., INC.	LEASE OF WAREHOUSE/OFFICE SPACE AT 531 COOKE ST. (HAWAII ELECTRIC VEHICLE PROGRAM)	Contracts are monitored continuously through discussion with contractor and review of all invoices prior to payment	N	L
BED143	B	Varies	Other/as work is completed	\$ 440,000	\$ 162,023	11/18/2011	11/1/2015	10/31/2016	COLLIER'S INTL HI HOLDINGS LLC	ASSET MANAGEMENT FOR MANOA INNOVATION CENTER (MIC), SUPPL. 7	Contracts are monitored continuously through discussion with contractor and review of all invoices prior to payment	Y	S
BED143	B	Varies		\$ 440,000	\$ 162,023	11/18/2011	11/4/2016	10/31/2017	COLLIER'S INTL HI HOLDINGS LLC	ASSET MANAGEMENT FOR MANOA INNOVATION CENTER(MIC)& MAUI RESEARCH &	Contracts are monitored continuously through discussion with contractor and review of all invoices prior to payment	Y	S
BED143	B	Varies	Other/as task is completed	\$ 564,875	\$ 109,232	3/22/2012	3/21/2012	9/30/2017	US HYBRID CORPORATION	INITIAL FUNDNG OF CONTRACT TO CONVERT STEP VAN TO A PLUG-IN SERIES FUEL CELL HYBRID SYSTEM	Contracts are monitored continuously through discussion with contractor and review of all invoices prior to payment	Y	S
BED143	B	Varies	Other/as task is completed	\$ 1,073,113	\$ 195,000	8/29/2012	8/15/2012	9/30/2017	US HYBRID CORPORATION	INITIAL FUNDING OF CONTRACT TO INTEGRATE A SECURE POWER ON DEMAND SYSTSTEM TO FUEL CELL HYBRID SYSTEM	Contracts are monitored continuously through discussion with contractor and review of all invoices prior to payment	Y	S
BED143	B	Varies	Other/as task is completed	\$ 1,570,811	\$ 75,826	9/4/2012	8/31/2012	9/30/2017	US HYBRID CORPORATION	INITIAL FUNDING OF CONTRACT TO CONVERT TOW TRACTOR TO HYDROGEN POWERED TO FUEL CELL HYBRID SYSTEM	Contracts are monitored continuously through discussion with contractor and review of all invoices prior to payment	Y	S
BED143	B	Varies	Other/as task is completed	\$ 1,949,586	\$ 120,055	1/30/2013	1/9/2013	9/30/2017	H NU PHOTONICS LLC	INITIAL FUNDING TOWARDS CONTRACT TO DEVELOP, FABRICATE & DELIVER A ZERO NET ENERGY, CONCENTRATED PHOTOVOLTAIC & BATTERY ENERGY STORAGE SYSTEM	Contracts are monitored continuously through discussion with contractor and review of all invoices prior to payment	Y	S
BED143	B	Varies	Other/as task is completed	255301 50584.05	25885.0 20584.05	1/30/2013	1/9/2013	9/30/2017	H NU PHOTONICS LLC	INITIAL FUNDING TOWARDS CONTRACT TO DEVELOP, FABRICATE & DELIVER A ZERO NET ENERGY, CONCENTRATED PHOTOVOLTAIC & BATTERY ENERGY STORAGE SYSTEM	Contracts are monitored continuously through discussion with contractor and review of all invoices prior to payment	Y	S

Department of Business, Economic Development and Tourism
Active Contracts as of December 1, 2017

Table 14

Prog ID	MOF	Amount	Frequency (M/A/O)	Max Value	Outstanding Balance	Date Executed	From	To	Entity	Contract Description	Explanation of How Contract is Monitored	POS Y/N	Category E/L/P/C/G/S
BED143	B	Varies	Other/as task is completed	485077 87494.75	193875.75 87494.75	1/30/2013	1/9/2013	9/30/2017	H NU PHOTONICS LLC	INITIAL FUNDING TOWARDS CONTRACT TO DEVELOP, FABRICATE & DELIVER A ZERO NET ENERGY, CONCENTRATED PHOTOVOLTAIC & BATTERY ENERGY STORAGE SYSTEM	Contracts are monitored continuously through discussion with contractor and review of all invoices prior to payment	Y	S
BED143	C	Varies	Other/as task is completed	\$ 2,597,934	\$ 1,354,283	3/23/2015	3/27/2015	6/30/2018	FERRARO CHOI & ASSOCIATES,	PLANNING & DESIGN OF HTDC'S FACILITY ON KAKAOKO MAKAI LOT C	Contracts are monitored continuously through discussion with contractor and review of all invoices prior to payment	Y	S
BED143	C	Varies	Other/as task is completed	\$ 2,597,934	\$ 1,354,283	3/23/2015	4/1/2015	7/30/2018	Ferraro Choi and Associates		Contracts are monitored continuously through discussion with contractor and review of all invoices prior to payment	Y	S
BED143	B	Varies	Other/as task is completed	\$ 316,800	\$ 132,000	5/29/2015	6/3/2015	5/31/2018	US HYBRID CORPORATION	INITIAL FUNDING FOR ON-SITE MAINTENANCE SERVICE & SUPPORT FOR ALTERNATIVE VEHICLE FLEET BEING DEMONSTRATED & OPERATED AT JBPHH	Contracts are monitored continuously through discussion with contractor and review of all invoices prior to payment	Y	S
BED143	B	Varies	Monthly	\$ 62,400	\$ 62,400	11/3/2015	11/1/2015	10/31/2016	DOI, WARREN	NEIGHBOR ISLAND INNOVATION INITIATIVE (NI3) IMPLEMENTATION CONTRACTOR ON MAUI	Contracts are monitored continuously through discussion with contractor and review of all invoices prior to payment	Y	S
BED143	B	Varies	Monthly	\$ 48,000	\$ 48,000	11/3/2015	11/1/2015	10/31/2016	LEONARD, THOMAS	NEIGHBOR ISLAND INNOVATION INITIATIVE (NI3) IMPLEMENTATION CONTRACTOR ON HAWAII ISLAND	Contracts are monitored continuously through discussion with contractor and review of all invoices prior to payment	Y	S
BED143	B	Varies	Other/as task is completed	\$ 868,550	\$ 299,500	1/4/2016	1/5/2016	5/31/2018	US HYBRID CORPORATION	INITIAL FUNDING FOR ON SITE OPERATIONS, SUPPORT, & MAINTENANCE OF HYDROGEN STATION AT JBPHH	Contracts are monitored continuously through discussion with contractor and review of all invoices prior to payment	Y	S
BED143	B	Varies	Other/As task is completed	\$ 253,722	\$ 232,030	1/20/2016	1/21/2016	12/31/2017	PERKINS+WILL INC.	PERFORM COMPREHENSIVE NEEDS ASSESSMENT IN THE SEARCH AND DESIGN PHASE OF	Contracts are monitored continuously through discussion with contractor and review of all invoices prior to payment	Y	S
BED143	B	Varies	Monthly/a mount based on Hours used	\$ 95,000	\$ 19,984	5/12/2016	5/13/2016	10/31/2017	BECKER COMMUNICATIONS INC.	MARKETING/PUBLIC RELATIONS SUPPORT SVCS FOR HTDC	Contracts are monitored continuously through discussion with contractor and review of all invoices prior to payment	Y	S

Department of Business, Economic Development and Tourism
Active Contracts as of December 1, 2017

Table 14

Prog ID	MOF	Amount	Frequency (M/A/O)	Max Value	Outstanding Balance	Date Executed	From	To	Entity	Contract Description	Explanation of How Contract is Monitored	POS Y/N	Category E/L/P/C/G/S
BED143	B	Varies	Other/as task is completed	\$ 1,529,402	\$ 66,370	9/15/2016	9/16/2016	31-July-17 * amending to extend to 30-Nov-17	BURNS & MCDONNELL ENGINEERING	INITIAL FUNDING TOWARDS PHASE 1 OF A MICROGRID DEMONSTRATION PROJECT	Contracts are monitored continuously through discussion with contractor and review of all invoices prior to payment	Y	S
BED143	B	Varies	Other/as task is completed	\$ 179,870	\$ 14,400	11/23/2016	11/29/2016	4/30/2017 * final payment is pending	US HYBRID CORPORATION	INITIAL FUNDING TOWARDS CONTRACT TO COMPLETE A REPOWER FEASIBILITY STUDY	Contracts are monitored continuously through discussion with contractor and review of all invoices prior to payment	Y	S
BED143	B	Varies	Other/as task is completed	\$ 4,908,200	\$ 100,000	12/6/2016	12/7/2016	8/31/2017	BIOMASS ENERGY SYSTEMS, INC.	INITIAL FUNDING TOWARD CONTRACT TO COMPLETELY MODIFY & COMMISSION THE 10	Contracts are monitored continuously through discussion with contractor and review of all invoices prior to payment	Y	S
BED143	B	Varies	Other/as task is completed	\$ 200,000	\$ 73,000	2/13/2017	2/14/2017	09-Aug-17 * amending to extend to 07-Nov-17	HYDROGEN ASSOCIATION, THE	DEVELOP, FABRICATE, DELIVER, & DEMONSTRATE TWO R&D WORKING ELECTROLYZER	Contracts are monitored continuously through discussion with contractor and review of all invoices prior to payment	Y	S
BED143	B	Varies	Other/as task is completed	\$ 49,025	\$ 9,805	3/15/2017	3/16/2017	06-Aug-17 * amending to extend to 21-Sep-17	HYPERSPECTIVE STUDIOS, INC.	INITIAL FUNDING TO CREATE, DEVELOP & PROVIDE 3 FINISHED CUTTING-EDGE	Contracts are monitored continuously through discussion with contractor and review of all invoices prior to payment	Y	S
BED143	A	Varies	Other/as Milestone reached	\$ 350,000	\$ 54,882	5/30/2017	5/31/2017	5/29/2018	IMPACT HUB HONOLULU LLC	PROGRAM ID BED 143 COWORKING EVENT & COMMUNITY SPACE DESIGNED TO SUPPORT	Contracts are monitored continuously through discussion with contractor and review of all invoices prior to payment	Y	S
BED143	B	Varies	Other/base d on consultation hours	\$ 46,000	\$ 55	7/28/2017	6/27/2017	6/26/2018	ACET GLOBAL CONSULTING, LLC	PROIDE FOOD CONSULTING SVCS ALONG WITH TRAINING, DEVELOPMNET &	Contracts are monitored continuously through discussion with contractor and review of all invoices prior to payment	Y	S
BED143	B	Varies	Other/base d on hours provided	\$ 90,000	\$ 90,000	8/10/2017	8/1/2017	7/31/2018	HYPERSPECTIVE STUDIOS, INC.	PROVIDE ALL CREATIVE, GRAPHIC & DESIGN ASSISTANCE FOR HTDC	Contracts are monitored continuously through discussion with contractor and review of all invoices prior to payment	Y	S
BED143	B	Varies	Other/base d on hours provided	\$ 86,000	\$ 61,429	8/22/2017	8/11/2017	3/31/2018	CHAMBER OF COMMERCE	ASSIST HTD/INNOVATE HI & CONDUCT TRAINING, PROGRAM & PROJECTS THAT HELP	Contracts are monitored continuously through discussion with contractor and review of all invoices prior to payment	Y	S

Department of Business, Economic Development and Tourism
Active Contracts as of December 1, 2017

Table 14

<u>Prog ID</u>	<u>MOF</u>	<u>Amount</u>	<u>Frequency</u> (M/A/O)	<u>Max Value</u>	<u>Outstanding</u> <u>Balance</u>	<u>Date</u> <u>Executed</u>	<u>From</u>	<u>To</u>	<u>Entity</u>	<u>Contract Description</u>	<u>Explanation of How Contract is</u> <u>Monitored</u>	<u>POS</u> <u>Y/N</u>	<u>Category</u> <u>E/L/P/C/G/S</u>
BED143	B	Varies	Other	\$ 20,000	\$ 20,000	9/6/2017	9/1/2017	3/31/2018	MONTANA STATE UNIVERSITY	PROVIDE FOOD SAFETY ASSESSMENTS ALONG W/TRAINING, DEVELOPMENT & IMPLEMEN	Contracts are monitored continuously through discussion with contractor and review of all invoices prior to payment	Y	S
BED143	B	Varies	Other/base d on work provided	\$ 23,000	\$ 17,158	9/6/2017	9/1/2017	3/31/2018	MONTANA STATE UNIVERSITY	PROVIDE FOOD SAFETY ASSESSMENTS ALONG W/TRAINING, DEVELOPMENT & IMPLEMEN	Contracts are monitored continuously through discussion with contractor and review of all invoices prior to payment	Y	S
BED143	B	Varies	Other/base d on hours provided	\$ 12,000	\$ 12,000	10/6/2017	10/1/2017	9/30/2018	HYPERSPECTIVE STUDIOS, INC.	PROVIDE WEBSITE SUPPORT & MAINTENANCE FOR ALL HTDC WEBSITES	Contracts are monitored continuously through discussion with contractor and review of all invoices prior to payment	Y	S
BED143	B	Varies	Monthly	\$ 105,048	\$ 96,294	10/24/2017	11/1/2017	10/31/2018	COLLIER'S INTL HI HOLDINGS LLC	ASSET, PROPERTY & FINANCIAL MANAGEMENT SVCS FOR MANOA & MAUI PROPERTIES	Contracts are monitored continuously through discussion with contractor and review of all invoices prior to payment	Y	S
BED143	B	Varies	Monthly	\$ 88,500	\$ 81,125	10/24/2017	11/1/2017	10/31/2018	COLLIER'S INTL HI HOLDINGS LLC	ASSET, PROPERTY & FINANCIAL MANAGEMENT SVCS FOR MANOA & MAUI PROPERTIES	Contracts are monitored continuously through discussion with contractor and review of all invoices prior to payment	Y	S
BED128	A	Varies	O	\$ 94,610	\$ 34,485	4/12/2013	12/30/2016	5/31/2018	RS&H, INC.	ENVIRONMENTAL ASSESSMENT & OTHER FEASIBILITY ANALYSIS FOR A COMMERCIAL	Contracts are monitored continuously through discussion with contractor and review of all invoices prior to payment	Y	S
BED128	A	Varies	O	\$ 80,000	\$ 28,774	11/19/2015	11/3/2015	12/31/2017	RS&H, INC.	Kona Airport Analysis	Contracts are monitored continuously through discussion with contractor and review of all invoices prior to payment	Y	S
BED128	A	Varies	O	\$ 100,000	\$ 28,528	6/20/2017	7/1/2016	12/31/2017	FCCH	Friends of Challenger Center	Contracts are monitored continuously through discussion with contractor and review of all invoices prior to payment	Y	S
BED128	A	Varies	O	\$ 150,000	\$ 125,341	5/31/2017	6/29/2016	6/30/2020	RCUH	UAS	Contracts are monitored continuously through discussion with contractor and review of all invoices prior to payment	Y	S

Department of Business, Economic Development and Tourism
Active Contracts as of December 1, 2017

Table 14

Prog ID	MOF	Amount	Frequency (M/A/O)	Max Value	Outstanding Balance	Date Executed	From	To	Entity	Contract Description	Explanation of How Contract is Monitored	POS Y/N	Category E/L/P/C/G/S
BED128	A	Varies	O	\$ 25,000	\$ 4,724	6/28/2017	6/30/2017	12/31/2017	RCUH	PISCES Operations	Contracts are monitored continuously through discussion with contractor and review of all invoices prior to payment	Y	S
BED128	A	Varies	O	\$ 580,000	\$ 545,003	10/27/2017	11/1/2017	12/31/2018	RCUH	PISCES Operations & Basalt Feasibility Assessment	Contracts are monitored continuously through discussion with contractor and review of all invoices prior to payment	Y	S
BED142	A	Various	O	\$ 375,000	\$ 125,000	8/26/2016	8/26/2016	8/16/2019	JP Morgan	ASSIST THE STATE IN STRUCTURING A BROADBAND INFRASTRUCTURE	Contracts are monitored continuously through discussion with contractor and review of all invoices prior to payment	Y	S
BED107	B	1045.5	M	\$ 12,542	\$ 871	11/27/2013	11/26/2016	11/25/2017	HONOLULU DISPOSAL SERVICE, INC	REFUSE COLLECTION & DISPOSAL SVCS	Officer in Charge Monitors	Y	S
BED107	B	2522.5	M/O	\$ 30,270	\$ 7,196	1/17/2014	12/9/2016	12/8/2017	ISLAND WIDE A/C SERVICE, LLC	PROVIDE AIR CONDITIONING MAINTENANCE SVCS FOR FTZ#9, PIER 2	Officer in Charge Monitors	Y	S
BED107	B	10115.68	M	\$ 121,388	\$ 16,683	3/18/2016	12/21/2016	12/20/2017	STAR PROTECTION AGENCY, LLC	TO PROVIDE SECURITY GUARD SERVICE FOR THE FACILITIES AND GROUND OF THE FTZ	Officer in Charge Monitors	Y	S
BED107	B	10115.68	M	\$ 121,388	\$ 126,623	3/18/2016	12/21/2016	12/20/2017	STAR PROTECTION AGENCY, LLC	TO PROVIDE SECURITY GUARD SERVICE FOR THE FACILITIES AND GROUND OF THE FTZ	Officer in Charge Monitors	Y	S
BED107	B	2052	O -Qtrly	\$ 8,208	\$ 4,104	4/8/2016	4/1/2017	3/30/2018	COMPUTRUST COMPUTER	APPLICATION & SYSTEMS MAINTENANCE OF THE HI FOREIGN-TRADE ZONE	Officer in Charge Monitors	Y	S
BED107	B	Varies	O - Sched.	\$ 32,535	\$ 26,190	5/6/2016	1/29/2017	1/28/2018	KIGYO, HOKULANI, LLC	FORKLIFT & GOLF CART MAINTENANCE & REPAIR SVCS AT THE FTZ, PIER2	Officer in Charge Monitors	Y	S
BED107	B	649.67	M/O	\$ 7,796	\$ 7,796	10/5/2016	9/14/2016	9/13/2017	STANDARD SHEETMETAL AND MECHANICAL INC.	AIR CONDITIONING MAINTENANCE AND REPAIR SERVICES AT THE FTZ	Officer in Charge Monitors	Y	S
BED107	B	Dependent on milestone	O- Project Milestones	\$ 12,350	\$ 4,150	10/10/2016	10/10/2016	10/9/2017	TOWILL, R. M. CORPORATION	TO SURVEY THE ACCESS ROAD BETWEEN CHANNEL ST AND HOMER A MAXEY WING	Officer in Charge Monitors	Y	S
BED107	B	2341.2	M	\$ 28,094	\$ 4,682	2/3/2017	1/12/2017	1/11/2018	ALAFALE, LLC	JANITORIAL SVCA AT THE FOREIGN TRADE ZONE	Officer in Charge Monitors	Y	S
BED107	B	520	M/O	\$ 6,240	\$ 1,560	2/3/2017	1/23/2017	1/22/2018	ELEVATOR SERVICES LLC	ELEVATOR MAINTENANCE SVCS OF THE FOREIGN-TRADE ZONE	Officer in Charge Monitors	Y	S

Department of Business, Economic Development and Tourism
Active Contracts as of December 1, 2017

Table 14

Prog ID	MOF	Amount	Frequency (M/A/O)	Max Value	Outstanding Balance	Date Executed	From	To	Entity	Contract Description	Explanation of How Contract is	POS	Category
											Monitored	Y/N	E/L/P/C/G/S
BED107	C	Dependent on milestone	O - Milestones	\$ 224,169	\$ 102,751	4/4/2017	11/21/2016	TBD - undetermined end date due to construction	RMA ARCHITECTS INC.	ARCHITECTURAL/PLANNING SVCS F/THE FTZ RR ADA RETROFIT & ELEVATOR REPL	Mgmt and Construction Mgr Review	Y	S
BED107	C	Dependent on milestone	O- Project Milestones	\$ 58,860	\$ 58,860	4/4/2017	11/21/2016	TBD - undetermined end date due to construction	RMA ARCHITECTS INC.	ARCHITECTURAL/PLANNING SVCS F/THE FTZ RR ADA RETROFIT & ELEVATOR REPL	Mgmt and Construction Mgr Review	Y	S
BED107	B	2545.45	M	\$ 30,545	\$ 12,091	4/7/2017	3/12/2017	3/11/2018	HAWAIIAN TELCOM	NETWORK & DESKTOP SUPPORT SVCS AT THE FOREIGN-TRADE ZONE	Officer in Charge Monitors	Y	S
BED107	C	Dependent on milestone	O- Project Milestones	\$ 24,052	\$ 19,528	5/4/2017	4/28/2017	TBD - undetermined end date due to construction	INSYNERGY ENGINEERING, INC.	ENGINEERING SVCS FOR THE FOREIGN-TRADE ZONE CHILLER REPLACEMENT PROJECT.	Mgmt and Construction Mgr Review	Y	S
BED107	B	1419.6	M	\$ 17,035	\$ 17,035	11/24/2017	11/26/2017	11/25/2108	HONOLULU DISPOSAL SERVICE, INC	REFUSE COLLECTION & DISPOSAL SERVICE OPT TO EXTEND 4-12MOS.	Officer in Charge Monitors	Y	S
BED120	B	Varies	Other-payments made as services are completed	\$ 500,000	\$ 17,720	10/18/2010	10/13/2010	12/31/2018	NAVIGANT CONSULTING, INC.	DBEDT INTERISLAND ELECTRICAL TRANSMISSION CABLE MOLOKAI & LANAI TO OAHU	Quarterly meetings, email and phone communications, approval of allowable costs on an as needed basis	Y	S
BED120	B	Varies	Other-payments made as services are completed	\$ 80,000	\$ 5,762	5/5/2014	5/1/2014	6/30/2017	ACCUITY CONSULTING SERVICES,	PROJECT MANAGEMENT DUTIES SUCH AS OPERATIONAL DOCUMENTATION & PRE-SUBMISSION ACTIVITIES FOR GEMS	Periodic meetings, email and phone communications, approval of allowable costs on an as needed basis	Y	S
BED120	B	Varies	Other-payments made as services are completed	\$ 50,000	\$ 50,000	5/5/2014	5/1/2014	6/30/2017	ACCUITY CONSULTING SERVICES,	PROJECT MANAGEMENT DUTIES SUCH AS OPERATIONAL DOCUMENTATION & PRE-SUBMISSION ACTIVITIES FOR GEMS	Periodic meetings, email and phone communications, approval of allowable costs on an as needed basis	Y	S
BED120	B	Varies	Other-payments made as services are completed	\$ 227,247	\$ 108,244	5/8/2015	4/28/2015	6/30/2018	SHEEHAN GROUP-PACIFIC, LLC.	EXPERT WITNESS TECHNICAL SUPPORT FOR REGULATORY PROCEEDINGS INVOLVING THE STATE, ITS AGENCIES AND ITS OFFICERS, INCLUDING ADMIN QUASI-JUDICIAL PROCEEDINGS	Periodic meetings, email and phone communications, approval of allowable costs on an as needed basis	Y	S

Department of Business, Economic Development and Tourism
Active Contracts as of December 1, 2017

Table 14

<u>Prog ID</u>	<u>MOF</u>	<u>Amount</u>	<u>Frequency</u> (M/A/O)	<u>Max Value</u>	<u>Outstanding</u> <u>Balance</u>	<u>Date</u> <u>Executed</u>	<u>From</u>	<u>To</u>	<u>Entity</u>	<u>Contract Description</u>	<u>Explanation of How Contract is</u> <u>Monitored</u>	<u>POS</u> <u>Y/N</u>	<u>Category</u> <u>E/L/P/C/G/S</u>
BED120	B	Varies	Other-payments made as services are completed	\$ 500,000	\$ 152,497	12/4/2014	11/25/2014	3/29/17	PACIFIC INTERNATIONAL CENTER ON HIGH TECHNOLOGY RESEARCH	TO EXECUTE ACTIVITIES THAT WILL SUPPORT ENERGY INNOVATION AND TECHNOLOGY IN HAWAII	Quarterly meetings, email and phone communications, approval of allowable costs on an as needed basis	Y	S
BED120	A	Varies	Other-payments made as services are completed	\$ 200,676	\$ 7,422	4/20/2016	4/14/2016	10/31/2017	HONOLULU COMMUNITY ACTION PROGRAM, INC.	STATE GRANT-IN AID TO BE ADMINISTERED BY HCA PROGRAM TO PROVIDE ENERGY EFFICIENCY IMPROVEMENTS TO ELIGIBLE HOMES	Periodic meetings, email and phone communications, approval of allowable costs on an as needed basis	Y	S
BED120	B	Varies	Other-payments made as services are completed	\$ 149,100	\$ 36,700	8/22/2016	8/15/2016	8/15/2018	CASCADIA CONSULTING GROUP, INC	PROVIDE ADVISORY SVCS TO DEVELOP A CLEAN ENERGY INNOVATION STRATEGIC PLAN FOR HSEO	Periodic meetings, email and phone communications, approval of allowable costs on an as needed basis	Y	S
BED120	N	Varies	Other-payments made as services are completed	\$ 125,000	\$ 89,415	10/20/2016	10/18/2016	6/30/2018	DUNCAN, WEINBERG, GENZER & PEMBROKE, P.C.	PROVIDE DBEDT/SID PROFESSIONAL REGULATORY & EXPERT WITNESS-RELATED TESTIMONY	Periodic meetings, email and phone communications, approval of allowable costs on an as needed basis	Y	S
BED120	B	Varies	Other-payments made as services are completed	\$ 71,278	\$ 71,278	1/11/2017	1/5/2017	1/5/2019	UNIVERSITY OF HAWAII	DESIGN, INSTALL AND PROGRAM A CYBER ENABLED COLLABORATION ANALYSIS NAVIGATION OBSERVATION ENVIRONMENT DISPLAY SYSTEM	Periodic meetings, email and phone communications, approval of allowable costs on an as needed basis	Y	S
BED120	N	Varies	Other-payments made as services are completed	\$ 50,000	\$ 25,131	3/1/2017	2/24/2017	6/30/2018	ONYX OF ALEXANDRIA, INC.	VENDOR TO SUPPLY SERVICES RELATING TO THE ENERGIS MAPPING APPLICATION FOR HSEO	Periodic meetings, email and phone communications, approval of allowable costs on an as needed basis	Y	S
BED120	A	Varies	Other-payments made as services are completed	\$ 970,766	\$ 970,766	3/29/2017	3/23/2017	3/23/2019	LONDON ECONOMICS INTERNATIONAL , INC.	VENDOR TO SUPPLY SERVICES RELATING TO THE STUDY OF ALTERNATIVE UTILITY MODELS	Periodic meetings, email and phone communications, approval of allowable costs on an as needed basis	Y	S

Department of Business, Economic Development and Tourism
Active Contracts as of December 1, 2017

Table 14

<u>Prog ID</u>	<u>MOF</u>	<u>Amount</u>	<u>Frequency (M/A/O)</u>	<u>Max Value</u>	<u>Outstanding Balance</u>	<u>Date Executed</u>	<u>From</u>	<u>To</u>	<u>Entity</u>	<u>Contract Description</u>	<u>Explanation of How Contract is Monitored</u>	<u>POS Y/N</u>	<u>Category E/L/P/C/G/S</u>
BED120	P	Varies	Other-payments made as services are completed	\$ 155,426	\$ 145,373	4/6/2017	4/3/2017	12/31/2018	UNIVERSITY OF HAWAII	TO DEMONSTRATE VISUALIZATION AS A MEANS OF ANALYZING & COMMUNICATING THE INTERDEPENDENCIES OF CLEAN ENERGY DEPLOYMENT	Periodic meetings, email and phone communications, approval of allowable costs on an as needed basis	Y	S
BED120	N	Varies	Other-payments made as services are completed	\$ 45,000	\$ 39,777	5/26/2017	5/22/2017	6/15/2018	INSYNERGY ENGINEERING, INC.	TECHNICAL ASSISTANCE ANANALYSIS FOR ENERGY COSE RELATED SVCS	Periodic meetings, email and phone communications, approval of allowable costs on an as needed basis	Y	S
BED120	P	Varies	Other-payments made as services are completed	\$ 40,000	\$ 40,000	5/26/2017	5/22/2017	6/15/2018	INSYNERGY ENGINEERING, INC.	TECHNICAL ASSISTANCE ANANALYSIS FOR ENERGY COSE RELATED SVCS	Periodic meetings, email and phone communications, approval of allowable costs on an as needed basis	Y	S
BED120	N	Varies	Other-payments made as services are completed	\$ 35,931	\$ 35,931	9/13/2017	09/07/17	6/30/2018	UNIVERSITY OF HAWAII	TO PROVIDE & PRODUCE DATA PERTAINING TO ENERGY ECONOMIC INDICATORS & VISUALIZATION TO ASSIST DECISION MAKERS IN ENERGY RELATED MATTERS	Periodic meetings, email and phone communications, approval of allowable costs on an as needed basis	Y	S
BED146	B	Varies	Other-payments made as services are completed	\$ 152,267	\$ 87,453	3/31/2010	7/30/2010	5/13/2018	PARSONS BRINCKERHOFF, INC.	DESIGN OF ROADS	Review invoices vs. deliverables. Constant communication.	Y	S
BED146	B	Varies	Other-payments made as services are completed	\$ 152,500	\$ 84,813	3/31/2010	7/30/2010	5/13/2018	PARSONS BRINCKERHOFF, INC.	DESIGN OF ROADS	Review invoices vs. deliverables. Constant communication.	Y	S
BED146	C	Varies	Other-payments made as services are completed	\$ 11,500	\$ 575	3/31/2010	7/30/2010	5/13/2018	PARSONS BRINCKERHOFF, INC.	DESIGN OF ROADS	Review invoices vs. deliverables. Constant communication.	Y	S

Department of Business, Economic Development and Tourism
Active Contracts as of December 1, 2017

Table 14

<u>Prog ID</u>	<u>MOF</u>	<u>Amount</u>	<u>Frequency (M/A/O)</u>	<u>Max Value</u>	<u>Outstanding Balance</u>	<u>Date Executed</u>	<u>From</u>	<u>To</u>	<u>Entity</u>	<u>Contract Description</u>	<u>Explanation of How Contract is Monitored</u>	<u>POS Y/N</u>	<u>Category E/L/P/C/G/S</u>
BED146	C	Varies	Other-payments made as services are completed	\$ 351,102	\$ 28,574	3/31/2010	7/30/2010	5/13/2018	PARSONS BRINCKERHOFF, INC.	DESIGN OF ROADS	Review invoices vs. deliverables. Constant communication.	Y	S
BED146	C	Varies	Other-payments made as services are completed	\$ 70,976	\$ 70,976	3/31/2010	7/30/2010	5/13/2018	PARSONS BRINCKERHOFF, INC.	DESIGN OF ROADS	Review invoices vs. deliverables. Constant communication.	Y	S
BED146	B	Varies	Other-payments made as services are completed	\$ 10,000	\$ 10,000	10/16/2013	8/14/2013	10/27/2017	INK ARCH, LLC.	DESIGN AND CONSTRUCTION MANAGEMENT SERVICES FOR INCUBATOR BUILDING	Review invoices vs. deliverables. Constant communication.	Y	S
BED146	C	Varies	Other-payments made as services are completed	\$ 1,000	\$ 1,000	10/16/2013	8/14/2013	10/27/2017	INK ARCH, LLC.	DESIGN AND CONSTRUCTION MANAGEMENT SERVICES FOR INCUBATOR BUILDING	Review invoices vs. deliverables. Constant communication.	Y	S
BED146	C	Varies	Other-payments made as services are completed	\$ 452,484	\$ 44,486	10/16/2013	8/14/2013	10/27/2017	INK ARCH, LLC.	DESIGN AND CONSTRUCTION MANAGEMENT SERVICES FOR INCUBATOR BUILDING	Review invoices vs. deliverables. Constant communication.	Y	S
BED146	B	Varies	Other-payments made as services are completed	\$ 40,000	\$ 2,767	1/30/2015	1/12/2015	6/11/16	CALTROL, INC.	DEVELOPMENT & INTEGRATION OF NELHA SCADA SYSTEM. PS-15-01-NELHA	Review invoices vs. deliverables. Constant communication.	Y	S
BED146	B	Varies	Other-payments made as services are completed	\$ 21,875	\$ 3,646	12/11/2015	11/17/2015	12/18/2017	ENGINEERING PARTNERS, INC.	DESIGN IMPR. TO NELHA RESEARCH CAMPUS OPT TO EXTEND 2-180DAYS	Review invoices vs. deliverables. Constant communication.	Y	S

Department of Business, Economic Development and Tourism
Active Contracts as of December 1, 2017

Table 14

<u>Prog ID</u>	<u>MOF</u>	<u>Amount</u>	<u>Frequency (M/A/O)</u>	<u>Max Value</u>	<u>Outstanding Balance</u>	<u>Date Executed</u>	<u>From</u>	<u>To</u>	<u>Entity</u>	<u>Contract Description</u>	<u>Explanation of How Contract is Monitored</u>	<u>POS Y/N</u>	<u>Category E/L/P/C/G/S</u>
BED146	C	Varies	Other-payments made as services are completed	\$ 6,985,800	\$ 1,132,362	6/24/2016	11/21/2016	1/19/2018	ISEMOTO CONTRACTING CO., LTD.	NELHA FRONTAGE RD & INTERSECTION CONNECTIONS IFB 16-01--NELHA	Review invoices vs. deliverables. Constant communication.	Y	C
BED146	C	Varies	Other-payments made as services are completed	\$ 513,000	\$ 249,272	8/4/2016	10/15/2016	12/14/2017	SSFM INTERNATIONAL, INC.	10/30/17 CONSTRUCTION MANAGEMENT SERVICES FOR NELHA FRONTAGE ROAD AND	Review invoices vs. deliverables. Constant communication.	Y	S
BED146	C	Varies	Other-payments made as services are completed	\$ 274,000	\$ 254,551	8/8/2016	8/12/2016	8/17/2018	WATER RESOURCES	08/15/18 PLAN, DESIGN AND CONSTRUCT ON EXPLORATORY POTABLE WATER WELL.	Review invoices vs. deliverables. Constant communication.	Y	S/C
BED146	C	Varies	Other-payments made as services are completed	\$ 2,226,000	\$ 2,226,000	8/8/2016	8/12/2016	8/17/2018	WATER RESOURCES	08/15/18 PLAN, DESIGN AND CONSTRUCT ON EXPLORATORY POTABLE WATER WELL.	Review invoices vs. deliverables. Constant communication.	Y	S/C
BED146	B	Varies	Other-payments made as services are completed	\$ 483,081	\$ 483,081	9/12/2016	8/18/2016	1/4/2018	NAN, INC.	12/01/2016 CONSTRUCTION OF HYDROGEN FUELING TEST BED AT NELHA	Review invoices vs. deliverables. Constant communication.	Y	C
BED146	B	Varies	Other-payments made as services are completed	\$ 27,072	\$ 5,285	1/30/2017	1/12/2017	1/12/2018	PWC HAWAII CORPORATION	JANITORIAL SERVICES FOR NELHA 01/12/18	Review invoices vs. deliverables. Constant communication.	Y	S
BED146	B	Varies	Other-payments made as services are completed	\$ 16,200	\$ 9,375	2/8/2017	2/1/2017	12/31/2017	PLANB CONSULTANCY, INC.	BIOTA MONITORING FOR NELHA 12/31/2017	Review invoices vs. deliverables. Constant communication.	Y	S

Department of Business, Economic Development and Tourism
Active Contracts as of December 1, 2017

Table 14

<u>Prog ID</u>	<u>MOF</u>	<u>Amount</u>	<u>Frequency (M/A/O)</u>	<u>Max Value</u>	<u>Outstanding Balance</u>	<u>Date Executed</u>	<u>From</u>	<u>To</u>	<u>Entity</u>	<u>Contract Description</u>	<u>Explanation of How Contract is Monitored</u>	<u>POS Y/N</u>	<u>Category E/L/P/C/G/S</u>
BED146	B	Varies	Other-payments made as services are completed	\$ 129,262	\$ 33,043	3/7/2017	1/12/2017	1/2/2018	ALLIED UNIVERSAL SECURITY	SECURITY SERVICES FOR NELHA	Review invoices vs. deliverables. Constant communication.	Y	S
BED146	C	Varies	Other-payments made as services are completed	\$ 52,342	\$ 1	6/30/2017	8/15/2017	12/28/2017	ISLANDWIDE FENCING, INC	NELHA COMPOUND FENCING	Review invoices vs. deliverables. Constant communication.	Y	S
BED138	B	Varies	Other-payments made as services are completed	\$ 200,000	\$ 52,267	5/29/2014	5/10/2016	TBD	SPECIAL DEPUTY ATTORNEY GENERAL SVCS FOR CORPORATE FINANCE FOR THE	MCCORRISTON MILLER MUKAI	Review invoices vs. deliverables. Constant communication.	Y	S
BED138	B	Varies	Other-payments made as services are completed	\$ 78,534	\$ 54,974	9/30/2015	12/14/2016	12/1/2017	CONDUCT MANDATORY AUDITING SERVICES FOR THE GREEN INFRASTRUCTURE	N&K CPAS, INC.	Review invoices vs. deliverables. Constant communication.	Y	S
BED138	B	Varies	Other-payments made as services are completed	\$ 91,000	\$ 85,576	10/18/2017	10/18/2017	4/30/2018	PROVIDE PROFESSIONAL AND TECHNICAL SUPPORT TO DESIGN AND IMPLEMENT AN ON-BILL MECHANISM	HAWAIIAN ELECTRIC COMPANY, INC.	Review invoices vs. deliverables. Constant communication.	Y	S
BED105	A	Varies	Other-payments made as services are completed	\$ 562,000	\$ 112,000	6/25/2014	6/30/2014	7/31/2016	DEVELOP & PRODUCE A PILOT EPISODE OF AN 8 PART MINISERIES ABOUT THE	442ND REGIMENTAL COMBAT TEAM	Review invoices vs. deliverables. Constant communication.	Y	S
BED105	A	Varies	Other-payments made as services are completed	\$ 18,929	\$ 6,478	11/10/2015	10/10/2015	9/9/2016	MONTHLY MAINTENANCE OF AIR CONDITIONING EQUIPMENT AT STAGE 2, MILL, PRODUCTION BUILDINGS, BUNGALOWS AND STUDIO MANAGERS OFFICE.	ALAKA'I MECHANICAL	Review invoices vs. deliverables. Constant communication.	Y	S

Department of Business, Economic Development and Tourism
Active Contracts as of December 1, 2017

Table 14

Prog ID	MOF	Amount	Frequency (M/A/O)	Max Value	Outstanding Balance	Date Executed	From	To	Entity	Contract Description	Explanation of How Contract is Monitored	POS Y/N	Category E/L/P/C/G/S
BED105	A	Varies	Other-payments made as services are completed	\$ 18,929	\$ 18,929	11/10/2015	10/10/2015	9/9/2016	MONTHLY MAINTENANCE OF AIR CONDITIONING EQUIPMENT AT STAGE 2, MILL, PRODUCTION BUILDINGS, BUNGALOWS AND STUDIO MANAGERS OFFICE.	ALAKA'I MECHANICAL	Review invoices vs. deliverables. Constant communication.	Y	S
BED105	P	Varies	Other-payments made as services are completed	\$ 37,500	\$ 6,500	6/20/2017	6/21/2017	6/1/2018	SERVICES FOR THE MANAGEMENT & EXECUTION OF TGE CREATUVE LAB MUSIC IMMERS	KAUAI MUSIC FESTIVAL, THE	Review invoices vs. deliverables. Constant communication.	Y	S
BED160	W	Varies	O	\$ 269,300	\$ 18,274	7/15/2011	7/1/2013	6/30/2014	WAIHOLE VALLEY WATER SYSTEM OPERATIONS & MAINTENANCE	DOONWOOD ENGINEERING, INC.	Staff oversees actual work; disbursements are monitored by Fiscal Office	Y	S
BED160	W	Varies	O	\$ 281,200	\$ 15,848	7/15/2011	6/4/2014	6/30/2016	WAIHOLE VALLEY WATER SYSTEM OPERATIONS & MAINTENANCE	DOONWOOD ENGINEERING, INC.	Staff oversees actual work; disbursements are monitored by Fiscal Office	Y	S
BED160	W	Varies	O	\$ 8,000	\$ 1,500	1/31/2013	1/1/2017	12/31/2018	BOND ARBITRAGE REBATE CALCULATIONS OPT OPT TO EXTEND 2-12 MOS.	BLX GROUP LLC	Disbursements are monitored by Fiscal Office	Y	S
BED160	W	Varies	O	\$ 116,000	\$ 7,958	9/10/2013	8/28/2013	9/5/2017	Prepare Action Plans and Memorandum of Agreements for Sewer, Drainage and Roadway Infrastructure Dedication.	Gray, Hong, Nojima & Associates, Inc.	Staff oversees actual work; disbursements are monitored by Fiscal Office	Y	S
BED160	W	Varies	O	\$ 75,000	\$ 62,834	10/24/2013	9/2/2015	1/19/17	FOLLOWUP COMMUNITY PLANNING & ENGINEERING WORK AS NEEDED, AS APPROVED BY	BELT COLLINS HAWAII LLC	Staff oversees actual work; disbursements are monitored by Fiscal Office	Y	S
BED160	W	Varies	O	\$ 78,240	\$ 24,486	2/19/2014	2/14/2014	10/31/2014	STREET SWEEPING SVCS ALONG DESIGNATED ROADWAYS AT THE VILLAGES OF KAPOLEI	H.T.M. CONTRACTORS, INC.	Staff oversees actual work; disbursements are monitored by Fiscal Office	Y	S
BED160	W	Varies	O	\$ 189,040	\$ 115,791	6/25/2014	6/20/2014	6/24/2018	REPAIR & MAINTENANCE OF STREET LIGHTS & ELECTRICAL AT THE VILLAGES OF KAPOLEI	WASA ELECTRICAL SERVICES, INC	Staff oversees actual work; disbursements are monitored by Fiscal Office	Y	S

Department of Business, Economic Development and Tourism
Active Contracts as of December 1, 2017

Table 14

Prog ID	MOF	Amount	Frequency (M/A/O)	Max Value	Outstanding Balance	Date Executed	From	To	Entity	Contract Description	Explanation of How Contract is Monitored	POS Y/N	Category E/L/P/C/G/S
BED160	W	Varies	O	\$ 100,000	\$ 100,000	6/25/2014	6/20/2014	6/24/2018	REPAIR & MAINTENANCE OF STREET LIGHTS & ELECTRICAL AT THE VILLAGES OF KAPOLEI	WASA ELECTRICAL SERVICES, INC	Staff oversees actual work; disbursements are monitored by Fiscal Office	Y	S
BED160	W	Varies	O	\$ 173,219	\$ 8,824	10/31/2014	5/6/2015	10/28/2015	PREPARATION OF A PHASE I, PHASE II ENVIRONMENTAL SITE ASSESSMENTS OF LOT	CARDNO GS, INC.	Staff oversees actual work; disbursements are monitored by Fiscal Office	Y	S
BED160	W	Varies	O	\$ 578,000	\$ 33,845	4/2/2015	4/1/2015	3/31/2019	Landscape maintenance to involve mowing, weeding, fertilizing, tree trimming, removal & disposal of debris, trash and cuttings, and shall also include maintenance and repair if irrigation system in Villages of Kapolei.	Island Landscaping and Maintenance, Inc.	Staff oversees actual work; disbursements are monitored by Fiscal Office	Y	S
BED160	W	Varies	O	\$ 115,000	\$ 3,361	4/2/2015	4/1/2015	3/31/2019	Landscape maintenance to involve mowing, weeding, fertilizing, tree trimming, removal & disposal of debris, trash and cuttings, and shall also include maintenance and repair if irrigation system in Villages of Kapolei.	Island Landscaping and Maintenance, Inc.	Staff oversees actual work; disbursements are monitored by Fiscal Office	Y	S
BED160	W	Varies	O	\$ 589,140	\$ 400,553	4/2/2015	4/1/2015	3/31/2019	Landscape maintenance to involve mowing, weeding, fertilizing, tree trimming, removal & disposal of debris, trash and cuttings, and shall also include maintenance and repair if irrigation system in Villages of Kapolei.	Island Landscaping and Maintenance, Inc.	Staff oversees actual work; disbursements are monitored by Fiscal Office	Y	S
BED160	W	Varies	O	\$ 228,440	\$ 188,140	4/16/2015	4/1/2015	9/3/2018	Contract for real estate consulting services to assist HHFDC in the procurement of a private developer for the Villages of Kapolei Northwest Corner.	Economic and Planning Systems, Inc.	Staff oversees actual work; disbursements are monitored by Fiscal Office	Y	S

Department of Business, Economic Development and Tourism
Active Contracts as of December 1, 2017

Table 14

Prog ID	MOF	Amount	Frequency (M/A/O)	Max Value	Outstanding Balance	Date Executed	From	To	Entity	Contract Description	Explanation of How Contract is Monitored	POS Y/N	Category E/L/P/C/G/S
BED160	W	Varies	O	\$ 517,360	\$ 97,628	5/13/2015	5/13/2015	6/30/18	PROVIDE CCTV INSPECTION OF SEWER AND DRAINAGE SYSTEMS IN THE VILLAGES OF	UNDERGROUND SERVICES, INC.	Staff oversees actual work; disbursements are monitored by Fiscal Office	Y	S
BED160	W	Varies	O	\$ 646,500	\$ 278,000	5/14/2015	7/1/2015	6/30/2018	Compliance Monitoring Services for the three (3) year contract period with extended term of up to three (3) additional 12-month periods.	Spectrum Seminars, Inc.	Staff oversees actual work; disbursements are monitored by Fiscal Office	Y	S
BED160	W	Varies	O	\$ 53,080	\$ 25,308	4/5/2016	3/25/2016	6/30/2018	Legal services in connection with, and in support of, HHFDC's real property portfolio and corresponding property management operations.	DURRETT, MA & LANG LLP	Staff oversees actual work; disbursements are monitored by Fiscal Office	Y	S
BED160	W	Varies	O	\$ 30,000	\$ 30,000	4/5/2016	3/25/2016	6/30/2018	Legal services in connection with, and in support of, HHFDC's real property portfolio and corresponding property management operations.	DURRETT, MA & LANG LLP	Staff oversees actual work; disbursements are monitored by Fiscal Office	Y	S
BED160	W	Varies	O	\$ 302,500	\$ 12,572	7/22/2016	7/1/2016	6/30/2018	PROVIDE SVCS FOR OPERATION & MAINTENANCE OF THE POTABLE WATER SYSTEM AT	DOONWOOD ENGINEERING, INC.	Staff oversees actual work; disbursements are monitored by Fiscal Office	Y	S
BED160	W	Varies	O	\$ 188,951	\$ 70,795	8/1/2016	7/8/2016	7/7/2018	Operation & maintenance of the Villages of Kapolei (VOK) Non Potable Water System for landscape irrigation uses.	PURAL WATER SPECIALTY CO.,	Staff oversees actual work; disbursements are monitored by Fiscal Office	Y	S
BED160	W	Varies	O	\$ 177,840	\$ 50,000	8/4/2016	8/16/2016	12/12/2016	12/13/2016 TO PERFORM REPAIR OF SEWER PIPES AT KAMAHAHA LOOP	MOCON CORPORATION	Staff oversees actual work; disbursements are monitored by Fiscal Office	Y	S
BED160	W	Varies	O	\$ 93,219	\$ 45,038	8/25/2016	6/16/2016	6/15/2018	Provide street sweeping services for the Villages of Kapolei.	JONIQUE & CO, LLC	Staff oversees actual work; disbursements are monitored by Fiscal Office	Y	S
BED160	W	Varies	O	\$ 123,000	\$ 69,325	9/1/2016	8/24/2016	7/31/2018	Provide services for the maintenance of the Villages of Kapolei Lower Drainage Channel.	ISLAND LANDSCAPING AND	Staff oversees actual work; disbursements are monitored by Fiscal Office	Y	S
BED160	W	Varies	O	\$ 249,000	\$ 126,773	9/15/2016	7/28/2016	8/31/2018	Maintain & Repair sidewalks and catch basin within the Villages of Kapolei.	HAWAII WORKS, INC.	Staff oversees actual work; disbursements are monitored by Fiscal Office	Y	S

Department of Business, Economic Development and Tourism
Active Contracts as of December 1, 2017

Table 14

Prog ID	MOF	Amount	Frequency (M/A/O)	Max Value	Outstanding Balance	Date Executed	From	To	Entity	Contract Description	Explanation of How Contract is Monitored	POS Y/N	Category E/L/P/C/G/S
BED160	W	Varies	O	\$ 761,784	\$ 554,137	9/30/2016	8/25/2016	8/31/2018	Maintenance and repair of the roadways at the Villages of Kapolei, inclusive of pothole repairs, signage and striping.	ROYAL CONTRACTING CO., LTD.	Staff oversees actual work; disbursements are monitored by Fiscal Office	Y	S
BED160	W	Varies	O	\$ 60,000	\$ 51,722	10/5/2016	10/6/2016	6/30/2017	SPECIAL DEPUTY ATTORNEY GENERAL SERVICES	HAWKINS DELAFIELD & WOOD, LLP	Staff oversees actual work; disbursements are monitored by Fiscal Office	Y	S
BED160	W	Varies	O	\$ 291,760	\$ 166,390	1/12/2017	1/13/2017	12/18/2018	WAIHAOLE VALLEY STRATEGIC PLANNING SERVICES	SMS RESEARCH AND MARKETING	Staff oversees actual work; disbursements are monitored by Fiscal Office	Y	S
BED160	W	Varies	O	\$ 226,508	\$ 148,994	3/8/2017	2/15/2017	2/19/2018	LANDSCAPE ARCHITECTURE ENGINEERING SERVICES FOR 620 CORAL ST	BELT COLLINS HAWAII LLC	Staff oversees actual work; disbursements are monitored by Fiscal Office	Y	S
BED160	W	Varies	O	\$ 409,287	\$ 380,268	4/17/2017	4/1/2017	3/31/2023	Review existing reports, provide opinion on slope movement, recommend monitoring plan, monitor slope movement.	YOGI KWONG ENGINEERS, LLC	Staff oversees actual work; disbursements are monitored by Fiscal Office	Y	S
BED160	C	Varies	O	\$ 720,000	\$ 692,388	5/24/2017	4/3/2017	4/29/2020	DESIGN OF WATER SOURCE WELL, SELL SUPPORT FACILITIES & PUMP CONTROL BLDG	BILLS ENGINEERING INC.	Staff oversees actual work; disbursements are monitored by Fiscal Office	Y	S
BED160	C	Varies	O	\$ 4,000,000	\$ 3,604,589	6/14/2017	4/29/2016	4/28/2017	HALE MAHAOLU PHASE 1 INTERIM & PERMANENT OF PROJECT CONSTRUCTION	HALE MAHAOLU	Staff oversees actual work; disbursements are monitored by Fiscal Office	Y	S
BED160	C	Varies	O	\$ 1,000	\$ 1,000	6/14/2017	4/10/2017	4/9/2078	HALE MAHAOLU PHASE 1 INTERIM & PERMANENT OF PROJECT CONSTRUCTION	HALE MAHAOLU	Staff oversees actual work; disbursements are monitored by Fiscal Office	Y	S
BED160	C	Varies	O	\$ 1,499,000	\$ 1,499,000	6/14/2017	4/10/2017	4/9/2078	HALE MAHAOLU PHASE 1 INTERIM & PERMANENT OF PROJECT CONSTRUCTION	HALE MAHAOLU	Staff oversees actual work; disbursements are monitored by Fiscal Office	Y	S
BED160	W	Varies	O	\$ 784,000	\$ 784,000	9/15/2017	9/18/2017	9/20/2020	ENGINEERING SVCS FOR THE DEDICATION OF INFRASTRUCTURE & FOR CONSTRUCTION	GRAY, HONG, NOJIMA &	Staff oversees actual work; disbursements are monitored by Fiscal Office	Y	S
BED160	W	Varies	O	\$ 3,079,421	\$ 3,079,421	11/15/2017	10/25/2017	6/4/2019	REPAIR & REHABILITATE SEWER & BACKBONE DRAINAGE SYSTEMS IN VILLAGES OF	MOCON CORPORATION	Staff oversees actual work; disbursements are monitored by Fiscal Office	Y	S
BED113	B	Varies	O	\$ 4,700,000	\$ 1,850,000	5/16/2013	5/16/2013	6/30/2018	Japan Airlines	Jaloalo Program	Progress reports, final financial and written reports	N	S

Department of Business, Economic Development and Tourism
Active Contracts as of December 1, 2017

Table 14

Prog ID	MOF	Amount	Frequency (M/A/O)	Max Value	Outstanding Balance	Date Executed	From	To	Entity	Contract Description	Explanation of How Contract is Monitored	POS Y/N	Category E/L/P/C/G/S
BED113	B	Varies	M	\$ 85,597,760	\$27,993,661	1/1/2014	1/1/2014	12/31/2018	AEG Management	Hawai'i Convention Center	Progress reports, final financial and written reports	N	S
BED113	B	Varies	M	\$ 1,440,935	\$ 656,653	1/1/2014	1/1/2014	6/30/2019	I Plus Connect Communications dba iConnect	2014-2017 Data Collection/Preparation - Visitor Departure surveys	Progress reports, final financial and written reports	N	S
BED113	B	Varies	O	\$ 97,974	\$ 45,351	1/1/2014	1/1/2014	6/30/2019	OmniTrak Group, Inc.	2014-2017 Data Tabulation/Reporting - Visitor Departure Surveys	Progress reports, final financial and written reports	N	S
BED113	B	Varies	O	\$ 195,660	\$ 25,431	1/1/2015	1/1/2015	6/30/2018	OmniTrak Group, Inc.	20015-2017 Cruise Visitors' Basic Characteristics and Expenditure Survey	Progress reports, final financial and written reports	N	S
BED113	B	Varies	O	\$ 1,113,080	\$ 460,313	1/1/2015	1/1/2015	6/30/2019	SMS Research & Marketing Services, Inc..	2015-2018 Statewide Domestic in-flight visitors' basic Characteristics survey	Progress reports, final financial and written reports	N	S
BED113	B	Varies	O	\$ 505,000	\$ 170,000	6/26/2015	6/26/2015	6/30/2018	Ailevon Pacific Aviation Consulting dba Ailevon LLC	Air Service Strategy Plan	Progress reports, final financial and written reports	N	S
BED113	B	Varies	O	\$ 639,904	\$ 325,123	6/29/2015	6/29/2015	12/31/2018	Honblue dba Electric Pencil	Printing, Storage and Delivery of In-Flight Forms for July 2015 - December 2018	Progress reports, final financial and written reports	N	S
BED113	B	Varies	O	\$ 300,000	\$ 162,500	10/28/2015	10/28/2015	9/30/2018	Access Cruise, Inc	Cruise Development Consultation Services	Progress reports, final financial and written reports	N	S
BED113	B	Varies	O	\$ 267,400	\$ 30,000	11/20/2015	11/20/2015	1/31/2018	The Kalaimoku Group	Music Concert Series/May Day	Progress reports, final financial and written reports	N	S
BED113	B	Varies	M	\$ 2,277,032	\$ 394,630	11/26/2015	1/1/2016	12/31/2018	Hills Balfour Limited	Europe MMA	Submission of ATMP and budget and completion of Key Performance Indicators set by HTA	N	S
BED113	B	Varies	M	\$ 451,800	\$ 66,900	12/4/2015	12/4/2015	12/31/2018	JWI Marketing Taiwan	Taiwan MMA	Submission of ATMP and budget and completion of Key Performance Indicators set by HTA	N	S
BED113	B	Varies	M	\$ 2,909,000	\$ 569,864	1/1/2016	1/1/2016	12/31/2018	AVIAREPS Marketing Garden (Holdings) Ltd.	Korea MMA	Submission of ATMP and budget and completion of Key Performance Indicators set by HTA	N	S
BED113	B	Varies	M	\$ 4,044,500	\$ 809,333	1/1/2016	1/1/2016	12/31/2018	The Walshe Group Pty Ltd	Oceania MMA	Submission of ATMP and budget and completion of Key Performance Indicators set by HTA	N	S
BED113	B	Varies	M	\$ 5,010,500	\$ 848,031	1/1/2016	1/1/2016	12/31/2018	The Happy Traveler LLC dba Brandstory Inc. PTE LTD	China MMA	Submission of ATMP and budget and completion of Key Performance Indicators set by HTA	N	S

Department of Business, Economic Development and Tourism
Active Contracts as of December 1, 2017

Table 14

Prog ID	MOF	Amount	Frequency (M/A/O)	Max Value	Outstanding Balance	Date Executed	From	To	Entity	Contract Description	Explanation of How Contract is Monitored	POS Y/N	Category E/L/P/C/G/S
BED113	B	Varies	M	\$ 402,750	\$ 113,704	1/1/2016	1/1/2016	12/31/2018	Aviareps Malaysia	Southeast Asia MMA	Submission of ATMP and budget and completion of Key Performance Indicators set by HTA	N	S
BED113	B	Varies	O	\$ 75,895	\$ 3,103	1/5/2016	1/5/2016	3/31/2018	High Performance Systems, Inc. (HPSI)	IT Support Services	Progress reports, final financial and written reports	N	S
BED113	B	Varies	O	\$ 366,616	\$ 99,841	3/24/2016	3/24/2016	8/31/2018	Anthology Marketing Group Inc. dba Anthology Public Relations	Visitor Satisfaction Survey	Progress reports, final financial and written reports	N	S
BED113	B	Varies	O	\$ 72,500	\$ 15,000	4/4/2016	4/4/2016	6/30/2018	Kloninger & Sims Consulting, LLC	Quarterly Timeshare Survey	Progress reports, final financial and written reports	N	S
BED113	B	Varies	M	\$ 1,421,200	\$ 41,668	4/13/2016	4/13/2016	12/31/2017	HVCB	Island-Based International Marketing	Progress reports, final financial and written reports	N	S
BED113	B	Varies	M	\$ 259,162	\$ 62,500	4/19/2016	4/19/2016	2/28/2018	Anthology Public Relations	MCI PR Services for Meet Hawai'i	Progress reports, final financial and written reports	N	S
BED113	B	Varies	O	\$ 1,186,280	\$ 771,400	5/5/2016	5/5/2016	6/30/2018	Miles Marketing Destinations	GoHawaii.com Redesign	Progress reports, final financial and written reports	N	S
BED113	B	Varies	O	\$ 177,150	\$ 195,715	5/23/2016	5/23/2016	4/30/2019	First Daughter Mediaworks, Inc.	Digital Media Strategy and Mobile Campaign	Progress reports, final financial and written reports	N	S
BED113	B	Varies	O	\$ 491,925	\$ 294,930	5/26/2016	5/26/2016	6/30/2018	Nielsen Sports America, LLC aka Repucom America, LLC	Evaluation of Festivals and Events	Progress reports, final financial and written reports	N	S
BED113	B	Varies	M	\$ 4,247,566	\$ 746,128	6/7/2016	6/7/2016	12/31/2017	HVCB	HVCB - Supplemental Services	Progress reports, final financial and written reports	N	S
BED113	B	Varies	O	\$ 625,000	\$ 373,348	7/27/2016	7/27/2016	7/31/2018	Ascendent Sports Group LLC	Consult on Sports Marketing and Sporting Events	Progress reports, final financial and written reports	N	S
BED113	B	Varies	O	\$ 637,500	\$ 109,208	9/8/2016	9/8/2016	12/31/2017	Business Events Hawaii	Global MCI	Progress reports, final financial and written reports	N	S
BED113	B	Varies	O	\$ 70,400	\$ 35,200	10/26/2016	10/26/2016	9/30/2018	PortCall INC DBA PortCall.com	Maritime Vessel Scheduling System	Progress reports, final financial and written reports	N	S
BED113	B	Varies	O	\$ 51,720	\$ -	11/1/2016	11/1/2016	12/31/2017	Destination Think! USA Inc.	Monitoring of Online and Social Media Efforts	Progress reports, final financial and written reports	N	S
BED113	B	Varies	O	\$ 73,840	\$ 19,362	11/7/2016	11/7/2016	3/31/2018	Lynn Surayan-Sprague	Lynn Surayan-Sprague	Progress reports, final financial and written reports	N	S
BED113	B	Varies	O	\$ 115,000	\$ 20,800	11/15/2016	11/15/2016	3/31/2018	Wahine Media, LLC	Global Social Media Program	Progress reports, final financial and written reports	N	S
BED113	B	Varies	O	\$ 70,000	\$ 10,000	11/30/2016	11/30/2016	3/31/2018	County of Hawaii	Technical assistance for CEP, Kuku Ola, and Aloha Aina	Progress reports, final financial and written reports	N	S
BED113	B	Varies	O	\$ 70,000	\$ 60,000	11/30/2016	11/30/2016	3/31/2018	County of Hawai'i	CEP Hawai'i County	Progress reports, final financial and written reports	N	S
BED113	B	Varies	O	\$ 95,000	\$ 23,765	12/15/2016	12/15/2016	11/30/2018	Cades Schutte a Limited Liability Law Partnership LLP	Legislative Package 2017-2018	Progress reports, final financial and written reports	N	S
BED113	B	Varies	M	\$ 3,140,000	\$ 1,100,070	12/21/2016	12/21/2016	12/31/2017	HVCB	Island Chapter Staffing and Administrative Services	Progress reports, final financial and written reports	N	S
BED113	B	Varies	O	\$ 70,000	\$ 10,000	12/29/2016	12/29/2016	3/31/2018	County of Kauai	Technical assistance for CEP, Kuku Ola, and Aloha Aina	Progress reports, final financial and written reports	N	S

Department of Business, Economic Development and Tourism
Active Contracts as of December 1, 2017

Table 14

Prog ID	MOF	Amount	Frequency (M/A/O)	Max Value	Outstanding Balance	Date Executed	From	To	Entity	Contract Description	Explanation of How Contract is Monitored	POS Y/N	Category E/L/P/C/G/S
BED113	B	Varies	O	\$ 70,000	\$ 10,000	12/29/2016	12/29/2016	3/31/2018	County of Maui	Technical assistance for CEP, Kukulua Ola, and Aloha Aina	Progress reports, final financial and written reports	N	S
BED113	B	Varies	M	\$ 23,580,000	\$ 7,026,716	12/29/2016	1/1/2017	12/31/2018	HVCB	USA MMA	Progress reports, final financial and written reports	N	S
BED113	B	Varies	O	\$ 70,000	\$ 10,000	12/29/2016	12/29/2016	3/31/2018	County of Kaua'i	CEP Kaua'i County	Progress reports, final financial and written reports	N	S
BED113	B	Varies	O	\$ 70,000	\$ 10,000	12/29/2016	12/29/2016	3/31/2018	County of Maui	CEP Maui County	Progress reports, final financial and written reports	N	S
BED113	B	Varies	M	\$ 2,300,000	\$ 1,021,673	1/1/2017	1/1/2017	12/31/2018	VOX International Inc.	Canada MMA	Progress reports, final financial and written reports	N	S
BED113	B	Varies	M	\$ 8,560,000	\$ 2,274,291	1/1/2017	1/1/2017	12/31/2018	a.link LLC	Japan MMA	Progress reports, final financial and written reports	N	S
BED113	B	Varies	M	\$ 371,000	\$ 92,752	1/5/2017	1/5/2017	1/31/2018	Anthology Public Relations	PR, Communications, and Outreach	Progress reports, final financial and written reports	N	S
BED113	B	Varies	M	\$ 17,000	\$ 10,697	1/5/2017	1/5/2017	1/31/2018	Anthology Public Relations	Out-of-Pocket Expenses for PR and Communication Activities	Progress reports, final financial and written reports	N	S
BED113	B	Varies	O	\$ 318,000	\$ 98,000	1/6/2017	1/6/2017	4/1/2019	VASH - Oahu	Visitor Assistance Program 2017-2018	Progress reports, final financial and written reports	N	S
BED113	B	Varies	O	\$ 138,000	\$ 34,000	1/9/2017	1/9/2017	4/1/2018	VASH - Hawaii Island	Visitor Assistance Program 2017-2018	Progress reports, final financial and written reports	N	S
BED113	B	Varies	O	\$ 46,000	\$ 13,000	1/9/2017	1/9/2017	4/1/2019	VASH - Maui / Maui Visitors Bureau	Visitor Assistance Program 2017-2018	Progress reports, final financial and written reports	N	S
BED113	B	Varies	O	\$ 53,000	\$ 13,000	1/17/2017	1/17/2017	4/1/2018	VASH - Kauai	Visitor Assistance Program 2017-2018	Progress reports, final financial and written reports	N	S
BED113	B	Varies	O	\$ 70,000	\$ 10,000	1/31/2017	1/31/2017	3/31/2018	Honolulu City & County	Technical assistance for CEP, Kukulua Ola, and Aloha Aina	Progress reports, final financial and written reports	N	S
BED113	B	Varies	O	\$ 70,000	\$ 10,000	1/31/2017	1/31/2017	3/31/2018	City and County of Honolulu	CEP Honolulu City & County	Progress reports, final financial and written reports	N	S
BED113	B	Varies	O	\$ 5,000	\$ 2,500	2/10/2017	2/10/2017	2/28/2018	Maui Arts & Cultural Center, Schaefer International Gallery	Visual Arts Exhibition 2017	Progress reports, final financial and written reports	N	S
BED113	B	Varies	O	\$ 105,000	\$ 21,000	2/13/2017	2/13/2017	1/31/2018	Hawai'i International Film Festival, Inc.	Hawai'i International Film Festival 2017	Progress reports, final financial and written reports	N	S
BED113	B	Varies	O	\$ 10,000	\$ 2,000	2/14/2017	2/14/2017	2/28/2018	Tri-Isle Resource Conservation and Development Council, Inc.	Wailuku First Friday	Progress reports, final financial and written reports	N	S
BED113	B	Varies	O	\$ 260,250	\$ 95,250	2/14/2017	2/14/2017	1/31/2019	Paragon Events	Executive Production of 2017 Hawai'i Tourism Conference	Progress reports, final financial and written reports	N	S
BED113	B	Varies	O	\$ 15,000	\$ 11,000	2/15/2017	2/15/2017	12/31/2017	The Lahaina Restoration Foundation	Four Chinese Festivals 2017	Progress reports, final financial and written reports	N	S

Department of Business, Economic Development and Tourism
Active Contracts as of December 1, 2017

Table 14

Prog ID	MOF	Amount	Frequency (M/A/O)	Max Value	Outstanding Balance	Date Executed	From	To	Entity	Contract Description	Explanation of How Contract is Monitored	POS Y/N	Category E/L/P/C/G/S
BED113	B	Varies	O	Confidential, contract available to Legislators upon request.		2/21/2017	2/21/2017	1/31/2018	Team Unlimited, LLC	XTERRA World Championship	Progress reports, final financial and written reports	N	S
BED113	B	Varies	O	\$ 276,000	\$ 138,000	2/23/2017	2/23/2017	11/30/2018	Kintetsu International Express (USA) Inc.	38th Annual Pan-Pacific Festival	Progress reports, final financial and written reports	N	S
BED113	B	Varies	O	\$ 75,000	\$ 15,000	2/23/2017	2/23/2017	11/30/2017	Maui Economic Development Board (MEDB)	Maui Film Festival 2017	Progress reports, final financial and written reports	N	S
BED113	B	Varies	O	\$ 276,000	\$ 138,000	2/23/2017	2/23/2017	11/30/2018	Kintetsu International Express (USA) Inc. dba Kintetsu International Hawaii Company	39th Annual Pan Pacific Festival	Progress reports, final financial and written reports	N	S
BED113	B	Varies	O	\$ 276,000	\$ 165,600	2/24/2017	2/24/2017	8/31/2018	Honolulu Festival Foundation	Honolulu Festival	Progress reports, final financial and written reports	N	S
BED113	B	Varies	O	\$ 100,000	\$ 50,000	2/27/2017	2/27/2017	2/28/2018	The Waipa Foundation	Hawai'i Investment Ready (HIR)	Progress reports, final financial and written reports	N	S
BED113	B	Varies	O	\$ 8,000	\$ 4,800	2/27/2017	2/27/2017	12/31/2017	Hawai'i Institute for Music Enrichment and Learning Experiences	Steel Guitar Festivals (Kaua'i, Kona)	Progress reports, final financial and written reports	N	S
BED113	B	Varies	O	\$ 300,000	\$ 60,000	3/2/2017	3/2/2017	1/31/2018	Hawai'i Ag & Culinary Alliance dba Hawai'i Food & Wine Festival	Hawai'i Food and Wine Festival 2017	Progress reports, final financial and written reports	N	S
BED113	B	Varies	O	\$ 19,000	\$ 3,800	3/2/2017	3/2/2017	12/31/2017	Hui o Laka	Eo e 'Emalani I Alaka'i 2017	Progress reports, final financial and written reports	N	S
BED113	B	Varies	O	\$ 28,000	\$ 5,600	3/6/2017	3/6/2017	1/31/2018	Kona Historical Society	Hands on History at the Kona Coffee Living History Farm	Progress reports, final financial and written reports	N	S
BED113	B	Varies	O	\$ 10,000	\$ 2,000	3/6/2017	3/6/2017	1/31/2018	Po'ipū Beach Foundation	New Year's Eve Celebration @ Po'ipū Beach Park	Progress reports, final financial and written reports	N	S
BED113	B	Varies	O	\$ 25,000	\$ 5,000	3/6/2017	3/6/2017	1/31/2018	Po'ipū Beach Foundation	Po'ipū Food and Wine Festival	Progress reports, final financial and written reports	N	S
BED113	B	Varies	O	\$ 30,000	\$ -	3/8/2017	3/8/2017	1/31/2018	Kahilu Theatre Foundation	2nd Half of 36th Presenting Season, 1st Half of 37th	Progress reports, final financial and written reports	N	S
BED113	B	Varies	O	\$ 10,000	\$ 2,000	3/8/2017	3/8/2017	1/31/2018	Maui Historical Society / Hale Hoikeike at the Bailey House	E Pulama Mau la Maui	Progress reports, final financial and written reports	N	S
BED113	B	Varies	O	\$ 92,500	\$ 35,000	3/9/2017	3/9/2017	3/31/2018	Kloninger & Sims Consulting, LLC	Visitor Plant Inventory 2017	Progress reports, final financial and written reports	N	S
BED113	B	Varies	O	\$ 24,000	\$ 4,800	3/13/2017	3/13/2017	2/28/2018	Hawai'i Wildlife Fund	Ho'okipa Honu Hookuleana: A Community-Based Educational Outreach	Progress reports, final financial and written reports	N	S
BED113	B	Varies	O	\$ 5,000	\$ 1,000	3/14/2017	3/14/2017	12/31/2017	National Tropical Botanical Garden	Remains of the Rainbow: Two Exhibitions of Rare Plant Photography	Progress reports, final financial and written reports	N	S

Department of Business, Economic Development and Tourism
Active Contracts as of December 1, 2017

Table 14

Prog ID	MOF	Amount	Frequency (M/A/O)	Max Value	Outstanding Balance	Date Executed	From	To	Entity	Contract Description	Explanation of How Contract is Monitored	POS Y/N	Category E/L/P/C/G/S
BED113	B	Varies	O	\$ 10,000	\$ 2,000	3/14/2017	3/14/2017	1/31/2018	Peoples Advocacy for Trails Hawai'i (PATH)	Expanding Awareness of Bikeshare - A Vehicle for Visitor Health	Progress reports, final financial and written reports	N	S
BED113	B	Varies	O	\$ 14,000	\$ 2,800	3/15/2017	3/15/2017	2/28/2018	Maui Pops Orchestra, Inc.	Maui Pops Orchestra 2017	Progress reports, final financial and written reports	N	S
BED113	B	Varies	O	\$ 50,000	\$ 10,000	3/15/2017	3/15/2017	2/28/2018	Paepae o He'eia	Ku Hou Kuapa	Progress reports, final financial and written reports	N	S
BED113	B	Varies	O	\$ 90,000	\$ 15,000	3/16/2017	3/16/2017	1/31/2018	New Millennium Meetings	Hawaii Ambassador Program	Progress reports, final financial and written reports	N	S
BED113	B	Varies	O	\$ 13,000	\$ 2,600	3/16/2017	3/16/2017	12/31/2017	Maui Arts & Cultural Center	Maui 'ukulele Festival	Progress reports, final financial and written reports	N	S
BED113	B	Varies	O	\$ 35,000	\$ 7,000	3/16/2017	3/16/2017	12/31/2017	Holani Hāna Inc.	Ho'omau I Ka Hale Kahiko	Progress reports, final financial and written reports	N	S
BED113	B	Varies	O	\$ 25,000	\$ 5,000	3/17/2017	3/17/2017	1/31/2018	Volcano Art Center	Hula Arts at Kilauea	Progress reports, final financial and written reports	N	S
BED113	B	Varies	O	\$ 30,000	\$ 15,000	3/17/2017	3/17/2017	2/28/2018	Kumano I Ke Ala	Mauka Eco-Village Experience	Progress reports, final financial and written reports	N	S
BED113	B	Varies	O	\$ 10,000	\$ 2,000	3/20/2017	3/20/2017	1/31/2018	Hanapēpē Economic Alliance	Celebrating 20 Years of Hanapēpē Art Night - All Year Long	Progress reports, final financial and written reports	N	S
BED113	B	Varies	O	\$ 20,000	\$ 10,000	3/20/2017	3/20/2017	12/31/2017	Hanapēpē Economic Alliance	Kaua'i Chocolate & Coffee Festival	Progress reports, final financial and written reports	N	S
BED113	B	Varies	O	\$ 35,000	\$ 7,000	3/20/2017	3/20/2017	2/28/2018	Nā'ālehu Theatre	Hawaiian Music Masters Youth Outreach & Community Reinvestment	Progress reports, final financial and written reports	N	S
BED113	B	Varies	O	\$ 12,000	\$ 2,400	3/20/2017	3/20/2017	2/28/2018	Garden Island Resource Conservation & Development, Inc.	Tourism Improvements at Makauwahi Cave Reserve	Progress reports, final financial and written reports	N	S
BED113	B	Varies	O	\$ 20,000	\$ 4,000	3/20/2017	3/20/2017	2/28/2018	Garden Island Resource Conservation & Development, Inc.	Ecotourism Volunteers of Kōke'e	Progress reports, final financial and written reports	N	S
BED113	B	Varies	O	\$ 25,000	\$ 5,000	3/20/2017	3/20/2017	2/28/2018	Hawai'i Forest Institute	Pilina Poina 'Ole "Connections Not Forgotten"	Progress reports, final financial and written reports	N	S
BED113	B	Varies	O	\$ 20,000	\$ 4,000	3/20/2017	3/20/2017	2/28/2018	Hawai'i Marine Mammal Alliance Inc.	Stewardship of the Hawaiian Monk Seal	Progress reports, final financial and written reports	N	S
BED113	B	Varies	O	\$ 21,600	\$ 4,320	3/20/2017	3/20/2017	2/28/2018	Hawai'i Forest Institute	Honolulu Zoo Children's Discovery Forest	Progress reports, final financial and written reports	N	S
BED113	B	Varies	O	\$ 5,000	\$ 1,000	3/20/2017	3/20/2017	2/28/2018	Tasting Kaua'i, LLC	Tasting Kaua'i Food Tours	Progress reports, final financial and written reports	N	S
BED113	B	Varies	O	\$ 50,000	\$ 10,000	3/21/2017	3/21/2017	11/30/2018	Kai Opuā Canoe Club	Queen Lili'uokalani Long Distance Outrigger Canoe Races (QLCR)	Progress reports, final financial and written reports	N	S
BED113	B	Varies	O	\$ 32,000	\$ 6,400	3/21/2017	3/21/2017	2/28/2018	Pacific American Foundation Hawai'i Inc.	Kahuliau Elua	Progress reports, final financial and written reports	N	S

Department of Business, Economic Development and Tourism
Active Contracts as of December 1, 2017

Table 14

Prog ID	MOF	Amount	Frequency (M/A/O)	Max Value	Outstanding Balance	Date Executed	From	To	Entity	Contract Description	Explanation of How Contract is Monitored	POS Y/N	Category E/L/P/C/G/S
BED113	B	Varies	O	\$ 20,000	\$ 10,000	3/21/2017	3/21/2017	2/28/2018	Pacific Whale Foundation	Informing, Educating and Involving the Public in Restoration of Paniaka Fishpond	Progress reports, final financial and written reports	N	S
BED113	B	Varies	O	\$ 58,639	\$ 29,320	3/21/2017	3/21/2017	9/30/2018	Waimānalo Canoe Club	Koa Wa'a Restoration	Progress reports, final financial and written reports	N	S
BED113	B	Varies	O	\$ 30,000	\$ 6,000	3/21/2017	3/21/2017	2/28/2018	KHM International dba Ka Honua Momona	Ke Alaula 'Ohana Workshops	Progress reports, final financial and written reports	N	S
BED113	B	Varies	O	\$ 30,000	\$ 15,000	3/21/2017	3/21/2017	2/28/2018	Waimānalo Canoe Club	Adopt a Park	Progress reports, final financial and written reports	N	S
BED113	B	Varies	O	\$ 19,900	\$ 3,980	3/21/2017	3/21/2017	2/28/2018	Save Honolua Coalition	Mālama Honolua	Progress reports, final financial and written reports	N	S
BED113	B	Varies	O	\$ 54,704	\$ 8,206	3/21/2017	3/21/2017	2/28/2018	KHM International DBA Ka Honua Momona	Mālama I Na Loko la O Moloka'i	Progress reports, final financial and written reports	N	S
BED113	B	Varies	O	\$ 32,800	\$ 6,560	3/21/2017	3/21/2017	2/28/2018	Travel2Change	travel2change Aloha 'āina Program	Progress reports, final financial and written reports	N	S
BED113	B	Varies	O	\$ 50,000	\$ 10,000	3/21/2017	3/21/2017	2/28/2018	Moloka'i Land Trust	Habitat Improvements for Laysan Albatross at the Mokia Preserve	Progress reports, final financial and written reports	N	S
BED113	B	Varies	O	\$ 27,000	\$ 5,400	3/22/2017	3/22/2017	2/28/2018	Hookuaaina	Kukuluhou Internship Program	Progress reports, final financial and written reports	N	S
BED113	B	Varies	O	\$ 46,500	\$ 9,300	3/23/2017	3/23/2017	2/28/2018	Big Island Resource Conservation and Development Council	Community-led Invasive Species Control on the Island of Hawai'i	Progress reports, final financial and written reports	N	S
BED113	B	Varies	O	\$ 14,076	\$ 2,815	3/23/2017	3/23/2017	12/31/2017	Hāna Arts	Hāna Legends	Progress reports, final financial and written reports	N	S
BED113	B	Varies	O	\$ 40,000	\$ 8,000	3/23/2017	3/23/2017	2/28/2018	Kōkua Kalihi Valley Comprehensive Family Services	Koa 'āina Environmental Stewardship Project	Progress reports, final financial and written reports	N	S
BED113	B	Varies	O	\$ 15,000	\$ 3,000	3/24/2017	3/24/2017	2/28/2018	Hawaiian Mission Children's Society dba Hawaiian Mission Houses	History Theatre	Progress reports, final financial and written reports	N	S
BED113	B	Varies	O	\$ 10,000	\$ 2,000	3/24/2017	3/24/2017	3/31/2018	Hui No'eau	Hui No'eau Art Exhibitions 2017	Progress reports, final financial and written reports	N	S
BED113	B	Varies	O	\$ 22,400	\$ 4,480	3/24/2017	3/24/2017	12/31/2017	Hawaiian Mission Children's Society dba Hawaiian Mission Houses	Nani Ke Ao Nei, A Music Series	Progress reports, final financial and written reports	N	S
BED113	B	Varies	O	\$ 33,000	\$ 6,600	3/24/2017	3/24/2017	2/28/2018	Hui No'eau	Art with Aloha 2017	Progress reports, final financial and written reports	N	S
BED113	B	Varies	O	\$ 28,000	\$ 14,000	3/24/2017	3/24/2017	2/28/2018	Maunaloa Fishpond Heritage Center	Kanewai Spring Preservation	Progress reports, final financial and written reports	N	S
BED113	B	Varies	O	\$ 45,000	\$ 22,500	3/27/2017	3/27/2017	2/28/2018	National Tropical Botanical Garden	E Hou'i Hou O Hāloa: Returning Lo'i to Lāwa'i Ahupua'a	Progress reports, final financial and written reports	N	S
BED113	B	Varies	O	\$ 80,000	\$ 16,000	3/27/2017	3/27/2017	2/28/2018	National Tropical Botanical Garden	Au Upgrade to NTBG's Canoe Garden Path to Make it ADA-Accessible	Progress reports, final financial and written reports	N	S

Department of Business, Economic Development and Tourism
Active Contracts as of December 1, 2017

Table 14

Prog ID	MOF	Amount	Frequency (M/A/O)	Max Value	Outstanding Balance	Date Executed	From	To	Entity	Contract Description	Explanation of How Contract is Monitored	POS Y/N	Category E/L/P/C/G/S
BED113	B	Varies	O	\$ 50,000	\$ -	3/28/2017	3/28/2017	11/30/2018	ODKF Support Inc. dba Duke's Oceanfest	16th Annual Duke's OceanFest	Progress reports, final financial and written reports	N	S
BED113	B	Varies	O	\$ 50,000	\$ 10,000	3/29/2017	3/29/2017	12/31/2017	Bernice Pauahi Bishop Museum	Hulia Ano: Inspired Patterns	Progress reports, final financial and written reports	N	S
BED113	B	Varies	O	\$ 52,000	\$ 15,600	3/29/2017	3/29/2017	2/28/2018	Kumano I Ke Ala	Aloha 'āina Restoration Project	Progress reports, final financial and written reports	N	S
BED113	B	Varies	O	\$ 28,000	\$ 5,600	3/29/2017	3/29/2017	2/28/2018	Maui Nui Botanical Gardens Inc.	Seed Storage of and Increased Community Access to Traditional	Progress reports, final financial and written reports	N	S
BED113	B	Varies	O	\$ 57,250	\$ 11,450	3/29/2017	3/29/2017	2/28/2018	Ma Ka Hāna Ka 'Ike Building Program	Hoi la Haloa	Progress reports, final financial and written reports	N	S
BED113	B	Varies	O	\$ 20,000	\$ 4,000	3/29/2017	3/29/2017	2/28/2018	Ma Ka Hāna Ka 'Ike Building Program	Mālama Ka Waihona 'āina O Hāna	Progress reports, final financial and written reports	N	S
BED113	B	Varies	O	\$ 30,000	\$ 15,000	3/30/2017	3/30/2017	1/31/2018	Malie Foundation	Hawaiian Cultural Events and Kaua'i Mokihana Festival 2017	Progress reports, final financial and written reports	N	S
BED113	B	Varies	O	\$ 21,600	\$ 4,320	3/30/2017	3/30/2017	2/28/2018	Mālama na Honu	Mālama na Honu Conservation & Preservation Project 2017	Progress reports, final financial and written reports	N	S
BED113	B	Varies	O	\$ 65,000	\$ 13,000	3/30/2017	3/30/2017	2/28/2018	Tri-Isle Research Conservation & Development Council, Inc.	Leeward Haleakalā Watershed Restoration Partnership (LHWRP)	Progress reports, final financial and written reports	N	S
BED113	B	Varies	O	\$ 10,000	\$ 2,000	3/31/2017	3/31/2017	2/28/2018	Moloka'i Arts Center, Inc.	Hawaiian Arts "HA" Program	Progress reports, final financial and written reports	N	S
BED113	B	Varies	O	\$ 41,261	\$ 8,252	3/31/2017	3/31/2017	2/28/2018	Kalanihale	'āina Momona: Perpetuating Abundant & Healthy Marine Resources	Progress reports, final financial and written reports	N	S
BED113	B	Varies	O	\$ 15,000	\$ 3,000	4/3/2017	4/3/2017	2/28/2018	Pohaha I Ka Lani	Mālama Nāpō'opo'o	Progress reports, final financial and written reports	N	S
BED113	B	Varies	O	\$ 25,000	\$ 5,000	4/3/2017	4/3/2017	2/28/2018	Pohaha I Ka Lani	Hoola la Koaekoa	Progress reports, final financial and written reports	N	S
BED113	B	Varies	O	\$ 63,500	\$ -	4/4/2017	4/4/2017	11/30/2018	Kōloa Plantation Days, Inc.	Kōloa Plantation Days	Progress reports, final financial and written reports	N	S
BED113	B	Varies	O	\$ 40,000	\$ 8,000	4/4/2017	4/4/2017	2/28/2018	Hikaalani	Hookanaka	Progress reports, final financial and written reports	N	S
BED113	B	Varies	O	\$ 15,000	\$ 3,000	4/4/2017	4/4/2017	2/28/2018	Na Leo Pūlama O Maui, Inc.	A Living Hawaiian Language - It's Our Kuleana	Progress reports, final financial and written reports	N	S
BED113	B	Varies	O	\$ 50,000	\$ 10,000	4/5/2017	4/5/2017	2/28/2018	Mana Maoli	The Mana Mele Project	Progress reports, final financial and written reports	N	S

Department of Business, Economic Development and Tourism
Active Contracts as of December 1, 2017

Table 14

Prog ID	MOF	Amount	Frequency (M/A/O)	Max Value	Outstanding Balance	Date Executed	From	To	Entity	Contract Description	Explanation of How Contract is Monitored	POS Y/N	Category E/L/P/C/G/S
BED113	B	Varies	O	\$ 63,500	\$ 12,700	4/6/2017	4/6/2017	1/31/2018	Kona Coffee Cultural Festival	Kona Coffee Cultural Festival 2017	Progress reports, final financial and written reports	N	S
BED113	B	Varies	O	\$ 75,000	\$ -	4/7/2017	4/7/2017	2/28/2018	Searider Productions Foundation (Fiscal Sponsor)	Family Ingredients (mālama-themed programming)	Progress reports, final financial and written reports	N	S
BED113	B	Varies	O	\$ 35,000	\$ 7,000	4/7/2017	4/7/2017	2/28/2018	The Marine Mammal Center	Hawaiian Monk Seal Conservation and Education Program	Progress reports, final financial and written reports	N	S
BED113	B	Varies	O	\$ 5,000	\$ 1,000	4/10/2017	4/10/2017	2/28/2018	Ki-hō'alu Foundation, Inc.	25th Annual Hawaiian Slack Key Guitar Festival - Kaua'i Style	Progress reports, final financial and written reports	N	S
BED113	B	Varies	O	\$ 30,000	\$ 6,000	4/11/2017	4/11/2017	12/31/2017	The Kaua'i Marathon	Kaua'i Marathon & Half Marathon	Progress reports, final financial and written reports	N	S
BED113	B	Varies	O	\$ 40,000	\$ 8,000	4/11/2017	4/11/2017	12/31/2018	Tri-Isle Resource Conservation and Development Council, Inc.	Festivals of Aloha-Maui	Progress reports, final financial and written reports	N	S
BED113	B	Varies	O	\$ 20,000	\$ 4,000	4/12/2017	4/12/2017	2/28/2018	Edith K. Kanaka'ole Foundation	Hale Ho'okipa	Progress reports, final financial and written reports	N	S
BED113	B	Varies	O	\$ 25,000	\$ 5,000	4/12/2017	4/12/2017	2/28/2018	Maui Arts & Cultural Center	Celebrate Hawai'i	Progress reports, final financial and written reports	N	S
BED113	B	Varies	O	\$ 40,000	\$ -	4/13/2017	4/13/2017	12/31/2017	Big Island Resource Conservation and Development Council (BIRCD)	Hawai'i Island Festival - 30 Days of Aloha	Progress reports, final financial and written reports	N	S
BED113	B	Varies	O	\$ 20,000	\$ 4,000	4/26/2017	4/26/2017	2/28/2018	Surfrider Foundation O'ahu Chapter	Surfrider's Ocean Friendly Hawai'i	Progress reports, final financial and written reports	N	S
BED113	B	Varies	O	Confidential, contract available to Legislators upon request.		4/27/2017	4/27/2017	1/31/2018	Team Unlimited, LLC	XTERRA Trail Run Championship	Progress reports, final financial and written reports	N	S
BED113	B	Varies	O	\$ 200,000	\$ 20,000	5/1/2017	5/1/2017	12/31/2018	North Shore Lifeguard Associaton	Jr. Lifeguard Program	Progress reports, final financial and written reports	N	S
BED113	B	Varies	O	\$ 40,000	\$ 5,000	5/1/2017	5/1/2017	3/31/2018	Hilo Hawai'i Visitor Industry Association, Inc. dba Destination Hilo	Hilo Harbor Greetings Program	Progress reports, final financial and written reports	N	S

Department of Business, Economic Development and Tourism
Active Contracts as of December 1, 2017

Table 14

Prog ID	MOF	Amount	Frequency (M/A/O)	Max Value	Outstanding Balance	Date Executed	From	To	Entity	Contract Description	Explanation of How Contract is Monitored	POS Y/N	Category E/L/P/C/G/S
BED113	B	Varies	O	\$ 24,000	\$ 5,000	5/2/2017	5/2/2017	3/31/2018	Destination Kona Coast	Kona Harbor Greetings Program 2017	Progress reports, final financial and written reports	N	S
BED113	B	Varies	O	\$ 40,000	\$ 20,000	5/3/2017	5/3/2017	2/28/2018	Hiipaka LLC	Na Poe Hāna No'eau (Waimea Valley Visiting Artist Program)	Progress reports, final financial and written reports	N	S
BED113	B	Varies	O	\$ 150,000	\$ 30,000	5/4/2017	5/4/2017	12/31/2018	Aloha Week Hawai'i, Inc. dba Aloha Festivals	Aloha Festivals	Progress reports, final financial and written reports	N	S
BED113	B	Varies	O	\$ 20,000	\$ 4,000	5/5/2017	5/5/2017	12/31/2017	Kalani Honua, Inc.	Hawai'i Yoga Festival 2017	Progress reports, final financial and written reports	N	S
BED113	B	Varies	O	\$ 73,000	\$ 14,600	5/5/2017	5/5/2017	2/28/2018	University of Hawai'i, Office of Research Services	Early Detection & Rapid Response to Invasive Species along Trails	Progress reports, final financial and written reports	N	S
BED113	B	Varies	O	\$ 14,500	\$ 7,250	5/8/2017	5/8/2017	2/28/2018	University of Hawai'i, Office of Research Services	Kiaimoku - Bridging the Gap between Communities & Conservation	Progress reports, final financial and written reports	N	S
BED113	B	Varies	O	\$ 100,000	\$ 10,000	5/8/2017	5/8/2017	3/31/2018	Waikiki Improvement Association	Kūhiō Beach Hula Mound	Progress reports, final financial and written reports	N	S
BED113	B	Varies	O	\$ 25,000	\$ 2,500	5/12/2017	5/12/2017	2/28/2018	Hilo Hawaii Visitor Industry Association, Inc. dba Destination Hilo	Hilo Hawaii Restoration	Progress reports, final financial and written reports	N	S
BED113	B	Varies	O	\$ 10,000	\$ 2,000	5/15/2017	5/15/2017	1/20/2018	Japanese Cultural Center of Hawaii	New Year's 'ohana Festival/Schichi Go San: Keiki Kimono Dressing	Progress reports, final financial and written reports	N	S
BED113	B	Varies	O	\$ 150,000	\$ 79,540	5/16/2017	5/16/2017	12/31/2018	Anthology Marketing Group, Inc.	Design and Maintenance of HTA Website	Progress reports, final financial and written reports	N	S
BED113	B	Varies	O	\$ 240,163	\$ 76,835	5/16/2017	5/16/2017	6/30/2018	MVNP	Post-Arrival Marketing Campaign	Progress reports, final financial and written reports	N	S
BED113	B	Varies	O	\$ 20,000	\$ 4,000	5/18/2017	5/18/2017	12/31/2017	Kapa'a Business Association	Coconut Festival	Progress reports, final financial and written reports	N	S
BED113	B	Varies	O	\$ 18,300	\$ 1,830	5/19/2017	5/19/2017	2/28/2018	Lahaina Restoration Foundation	Lahaina Restoration	Progress reports, final financial and written reports	N	S
BED113	B	Varies	O	\$ 18,300	\$ 12,700	5/22/2017	5/22/2017	5/31/2018	Cades Schutte	HTA Board of Directors/Standing Committee Meeting Minutes	Progress reports, final financial and written reports	N	S
BED113	B	Varies	O	\$ 150,000	\$ 25,000	5/22/2017	5/22/2017	12/30/2018	The Hawai'i Academy of Recording Arts	Mele Mei 2017	Progress reports, final financial and written reports	N	S
BED113	B	Varies	O	\$ 99,963	\$ 19,993	5/23/2017	5/23/2017	3/31/2018	University of Hawaii	Rapid Ohia Death Seed Banking Initiative	Progress reports, final financial and written reports	N	S

Department of Business, Economic Development and Tourism
Active Contracts as of December 1, 2017

Table 14

<u>Prog ID</u>	<u>MOF</u>	<u>Amount</u>	<u>Frequency</u> (M/A/O)	<u>Max Value</u>	<u>Outstanding</u> <u>Balance</u>	<u>Date</u> <u>Executed</u>	<u>From</u>	<u>To</u>	<u>Entity</u>	<u>Contract Description</u>	<u>Explanation of How Contract is</u> <u>Monitored</u>	<u>POS</u> <u>Y/N</u>	<u>Category</u> <u>E/L/P/C/G/S</u>
BED113	B	Varies	O	\$ 20,000	\$ 20,000	5/24/2017	5/24/2017	12/31/2017	Waterman League LLC	Hawai'i Open Ocean Sunset Beach Pro	Progress reports, final financial and written reports	N	S
BED113	B	Varies	O	\$ 20,000	\$ 5,000	5/24/2017	5/24/2017	3/31/2018	Lahaina Town Action Committee	Lahaina Harbor Greetings Program 2017	Progress reports, final financial and written reports	N	S
BED113	B	Varies	O	\$ 20,000	\$ 5,000	5/25/2017	5/25/2017	3/31/2018	County of Kauai	Nāwiliwili Greetings Program 2017	Progress reports, final financial and written reports	N	S
BED113	B	Varies	O	\$ 25,000	\$ 5,000	5/26/2017	5/26/2017	1/31/2018	Hawai'i Performing Arts Festival	Marketing Development Project	Progress reports, final financial and written reports	N	S
BED113	B	Varies	O	\$ 10,000	\$ 10,000	5/26/2017	5/26/2017	12/31/2017	Kāne'ohe Business Group	Windward Ho'olaule'a	Progress reports, final financial and written reports	N	S
BED113	B	Varies	O	\$ 20,000	\$ 7,960	5/30/2017	5/30/2017	1/31/2018	New Millennium Meetings	Hawaii Ambassador Program (Reimbursables)	Progress reports, final financial and written reports	N	S
BED113	B	Varies	O	\$ 24,000	\$ 2,400	5/31/2017	5/31/2017	2/28/2018	Kailua Village Business Improvement, District, Inc.	Kailua Village Restoration	Progress reports, final financial and written reports	N	S
BED113	B	Varies	M	\$ 500,000	\$ 75,000	5/31/2017	5/31/2017	1/31/2018	HVCB	Hawaii Air Service Development U.S. Market Opportunities	Progress reports, final financial and written reports	N	S
BED113	B	Varies	O	\$ 20,000	\$ 4,000	6/1/2017	6/1/2017	2/28/2018	Laupāhoehoe Train Museum	Hawaiian Cultural Center of Hāmākua	Progress reports, final financial and written reports	N	S
BED113	B	Varies	O	\$ 8,000	\$ 1,600	6/2/2017	6/2/2017	3/31/2018	Friends of the Festival of Lights	Festival of Lights 2017	Progress reports, final financial and written reports	N	S
BED113	B	Varies	O	\$ 68,000	\$ 13,600	6/5/2017	6/5/2017	2/28/2018	The Nature Conservancy	Protecting the Heart of Hawai'i's Natural Resources	Progress reports, final financial and written reports	N	S
BED113	B	Varies	O	\$ 55,000	\$ 23,075	6/5/2017	6/5/2017	5/31/2018	International Festivals & Events Association (IFEA)	CFEE Certification and Capacity Building Workshops	Progress reports, final financial and written reports	N	S
BED113	B	Varies	O	\$ 250,000	\$ 150,000	6/5/2017	6/5/2017	12/31/2018	Oahu Economic Development Board	Ala Wai Watershed Partnership 2017	Progress reports, final financial and written reports	N	S
BED113	B	Varies	O	\$ 445,000	\$ 175,000	6/5/2017	6/5/2017	12/31/2017	Native Hawaiian Hospitality Association	Native Hawaiian Hospitality Association 2017	Progress reports, final financial and written reports	N	S
BED113	B	Varies	O	\$ 35,000	\$ 17,500	6/7/2017	6/7/2017	2/28/2018	Kohala Institute	Kī Tours: Kauhale Tours and Workshops	Progress reports, final financial and written reports	N	S
BED113	B	Varies	O	\$ 112,850	\$ 82,850	6/7/2017	6/7/2017	9/1/2018	UH Office of Research Services	UHKCC Customer Service and Tour Guide Certification Program	Progress reports, final financial and written reports	N	S

Department of Business, Economic Development and Tourism
Active Contracts as of December 1, 2017

Table 14

Prog ID	MOF	Amount	Frequency (M/A/O)	Max Value	Outstanding Balance	Date Executed	From	To	Entity	Contract Description	Explanation of How Contract is Monitored	POS Y/N	Category E/L/P/C/G/S
BED113	B	Varies	O	\$ 12,000	\$ 12,000	6/8/2017	6/8/2017	2/28/2018	Waimānalo Market Co-op	"Ka mea `ai pono" A Wellness Initiative	Progress reports, final financial and written reports	N	S
BED113	B	Varies	O	\$ 9,000	\$ 9,000	6/9/2017	6/9/2017	1/31/2018	Kaua'i Economic Development Board	The Keeper of the Culture: E Ola Na Mo'olelo	Progress reports, final financial and written reports	N	S
BED113	B	Varies	O	\$ 50,000	\$ 50,000	6/16/2017	6/16/2017	2/28/2018	The Estria Foundation	Mele Murals	Progress reports, final financial and written reports	N	S
BED113	B	Varies	O	\$ 24,500	\$ -	6/16/2017	6/16/2017	6/30/2018	Roy Morgan International Limited	Oceania Marketing Research	Progress reports, final financial and written reports	N	S
BED113	B	Varies	O	\$ 558,888	\$ 336,000	6/17/2017	6/17/2017	12/31/2017	Paragon Events	Global Tourism Summit Cost Reimbursables	Progress reports, final financial and written reports	N	S
BED113	B	Varies	O	\$ 64,000	\$ 62,337	6/19/2017	6/19/2017	6/19/2018	N&K CPAs, Inc.	Temporary Financial Staffing Services	Progress reports, final financial and written reports	N	S
BED113	B	Varies	M	\$ 775,000	\$ 775,000	6/22/2017	6/22/2017	7/31/2019	Air Asia X Berhad	New Air Service KUL-KIX-HNL Route Incentive Program	Progress reports, final financial and written reports	N	S
BED113	B	Varies	O	\$ 62,000	\$ 62,000	6/26/2017	6/26/2017	6/30/2018	eCivis, Inc.	Contract Management and Accounting Software	Progress reports, final financial and written reports	N	S
BED113	B	Varies	O	\$ 45,600		7/22/2017	10/17/2017	5/31/2018	Manageability, LLC	Project Manager for redesign of HTA.org Website	Progress reports, final financial and written reports	N	S
BED113	B	Varies	O	\$ 475,000	\$ 475,000	7/31/2017	7/31/2017	3/31/2018	ESPN Productions Inc.	Hawai'i Bowl USA/Diamond Head Classic	Progress reports, final financial and written reports	N	S
BED113	B	Varies	O	Confidential, contract available to Legislators upon request.		8/3/2017	8/3/2017	12/31/2019	Pro Tennis Group	Hawaiian Open Tennis	Progress reports, final financial and written reports	N	S
BED113	B	Varies	O	Confidential, contract available to Legislators upon request.		8/17/2017	8/17/2017	2/28/2018	Kemper Sports Marketing, Inc.	Maui Jim Invitational 2017	Progress reports, final financial and written reports	N	S

Department of Business, Economic Development and Tourism
Active Contracts as of December 1, 2017

Table 14

<u>Prog ID</u>	<u>MOF</u>	<u>Amount</u>	<u>Frequency</u> <u>(M/A/O)</u>	<u>Max Value</u>	<u>Outstanding</u> <u>Balance</u>	<u>Date</u> <u>Executed</u>	<u>From</u>	<u>To</u>	<u>Entity</u>	<u>Contract Description</u>	<u>Explanation of How Contract is</u> <u>Monitored</u>	<u>POS</u> <u>Y/N</u>	<u>Category</u> <u>E/L/P/C/G/S</u>
BED113	B	Varies	O	\$ 15,000	\$ 15,000	9/18/2017	10/25/2017	2/28/2019	Hawaiian Mission Children's Society dba Hawaiian Mission Houses	History Theater	Progress reports, final financial and written reports	N	S
BED113	B	Varies	O	\$ 15,000	\$ 15,000	9/18/2017	10/25/2017	2/28/2019	The Lahaina Restoration Foundation	Four Chinese Events	Progress reports, final financial and written reports	N	S
BED113	B	Varies	O	\$ 20,000	\$ 20,000	9/18/2017	10/19/2017	2/28/2019	Hui Noeau	Hui Noeau Exhibitions 2018	Progress reports, final financial and written reports	N	S
BED113	B	Varies	O	\$ 25,000	\$ 25,000	9/18/2017	10/17/2017	2/28/2019	Maui Arts & Cultural Center	Visual Arts Exhibition Program	Progress reports, final financial and written reports	N	S
BED113	B	Varies	O	\$ 15,000	\$ 15,000	9/18/2017	10/17/2017	2/28/2019	Maui Arts & Cultural Center	Maui Ukulele Festival	Progress reports, final financial and written reports	N	S
BED113	B	Varies	O	\$ 15,000	\$ 15,000	9/18/2017	11/30/2017	2/28/2019	Hale Hoikeike at the Bailey House	E Pulama Mau la Maui	Progress reports, final financial and written reports	N	S
BED113	B	Varies	O	\$ 10,000	\$ 10,000	9/18/2017	10/31/2017	2/28/2019	Hana Arts	Hana Arts Presents! - A workshops and Events Program for East Maui	Progress reports, final financial and written reports	N	S
BED113	B	Varies	O	\$ 18,810	\$ 18,810	9/18/2017	10/17/2017	2/28/2019	Hui o Laka	Emalani Festival 2018	Progress reports, final financial and written reports	N	S
BED113	B	Varies	O	\$ 10,000	\$ 10,000	9/18/2017	11/30/2017	2/28/2019	Ki-ho'alu Foundation, Inc.	26th Annual Hawaiian Slack Key Guitar Festival "Kaua'i Style"	Progress reports, final financial and written reports	N	S
BED113	B	Varies	O	\$ 20,000	\$ 20,000	9/18/2017	10/25/2017	2/28/2019	Hanapepe Economic Alliance	2018 Kaua'i Chocolate & Coffee Festival	Progress reports, final financial and written reports	N	S
BED113	B	Varies	O	\$ 15,000	\$ 15,000	9/18/2017	10/23/2017	2/28/2019	Hanapepe Economic Alliance	Flavors of Hanapepe	Progress reports, final financial and written reports	N	S
BED113	B	Varies	O	\$ 27,090	\$ 27,090	9/18/2017	10/18/2017	2/28/2019	Volcano Art Center	Hula Arts At Kilauea	Progress reports, final financial and written reports	N	S
BED113	B	Varies	O	\$ 30,000	\$ 30,000	9/18/2017	11/30/2017	2/28/2019	Kona Historical Society	Hands on History at The Kona Coffee Living History Farm	Progress reports, final financial and written reports	N	S
BED113	B	Varies	O	\$ 25,000	\$ 25,000	9/18/2017	11/17/2017	2/28/2019	Ohina LLC	Ohina Short Film	Progress reports, final financial and written reports	N	S
BED113	B	Varies	O	\$ 10,000	\$ 10,000	9/18/2017	11/17/2017	2/28/2019	Hawai'i Institute for Music Enrichment and Learning Experiences (HIMELE)	Steel Guitar Festivals (Kaua'i, Hawaii)	Progress reports, final financial and written reports	N	S

Department of Business, Economic Development and Tourism
Active Contracts as of December 1, 2017

Table 14

Prog ID	MOF	Amount	Frequency (M/A/O)	Max Value	Outstanding Balance	Date Executed	From	To	Entity	Contract Description	Explanation of How Contract is Monitored	POS Y/N	Category E/L/P/C/G/S
BED113	B	Varies	O	\$ 25,000	\$ 25,000	9/18/2017	11/30/2017	2/28/2019	travel2change	Voluntourism & Natural Tourism	Progress reports, final financial and written reports	N	S
BED113	B	Varies	O	\$ 30,000	\$ 30,000	9/18/2017	10/17/2017	5/31/2018	Hawai'i Alliance for Arts Education	POW! WOW! 2018	Progress reports, final financial and written reports	N	S
BED113	B	Varies	O	\$ 30,000	\$ 30,000	9/18/2017	10/25/2017	8/31/2018	Hawai'i Book & Music Festival	Hawai'i Book & Music Festival 2018	Progress reports, final financial and written reports	N	S
BED113	B	Varies	O	\$ 20,000	\$ 20,000	9/18/2017	11/2/2017	10/31/2018	Ukulele Festival Hawai'i	48th Annual Ukulele Festival Hawaii	Progress reports, final financial and written reports	N	S
BED113	B	Varies	O	\$ 10,000	\$ 10,000	9/18/2017	11/30/2017	11/30/2018	Ki-ho'alu Foundation, Inc.	36th Annual Hawaiian Slack Key Guitar Festival "Waikiki Style"	Progress reports, final financial and written reports	N	S
BED113	B	Varies	O	\$ 7,000	\$ 7,000	9/18/2017	11/2/2017	1/31/2019	Hawai'i Forest Industry Association	Hawaii's Woodshow, Na Laau o Hawai'i 2018	Progress reports, final financial and written reports	N	S
BED113	B	Varies	O	\$ 14,500	\$ 14,500	9/18/2017	11/2/2017	9/30/2018	Pacific Rim Concepts	2018 World Oceans Day Celebration at Ko olina	Progress reports, final financial and written reports	N	S
BED113	B	Varies	O	\$ 20,000	\$ 20,000	9/18/2017	10/31/2017	12/31/2018	Na Wahine o Ke Kai	Moloka'i to O'ahu Canoe Race	Progress reports, final financial and written reports	N	S
BED113	B	Varies	O	\$ 15,000	\$ 15,000	9/18/2017	11/2/2017	7/31/2018	Young of Heart Workshop dba Puuhonua Society	Young of Heart Workshop	Progress reports, final financial and written reports	N	S
BED113	B	Varies	O	\$ 6,000	\$ 6,000	9/18/2017	10/25/2017	8/31/2018	O'ahu Resource Conservation and Development Council	Parade of Farms - Nalo Style	Progress reports, final financial and written reports	N	S
BED113	B	Varies	O	\$ 30,000	\$ 30,000	9/18/2017	10/17/2017	8/31/2018	Japanese Cultural Society of Maui	Maui Matsuri, A Japanese Festival (18th Anniversary)	Progress reports, final financial and written reports	N	S
BED113	B	Varies	O	\$ 20,000	\$ 20,000	9/18/2017	11/2/2017	12/31/2018	Hawaiian Kamalii, Inc. dba Hawaiian Canoe Club	The Pailolo Challenge 2018	Progress reports, final financial and written reports	N	S
BED113	B	Varies	O	\$ 10,000	\$ 10,000	9/18/2017	11/30/2017	9/30/2018	Ki-hoalu Foundation, Inc.	27th Annual Hawaiian Slack Key Guitar Festival "Maui Style"	Progress reports, final financial and written reports	N	S
BED113	B	Varies	O	\$ 5,000	\$ 5,000	9/18/2017	10/17/2017	11/30/2018	Maui Nui Botanical Gardens, Inc.	La Ulu - Breadfruit Day	Progress reports, final financial and written reports	N	S
BED113	B	Varies	O	\$ 12,000	\$ 12,000	9/18/2017	11/2/2017	11/30/2018	Ka `Imi Na`auao O Hawai'i Nei Institute	Heiva I Kaua'i 2018	Progress reports, final financial and written reports	N	S
BED113	B	Varies	O	\$ 30,000	\$ 30,000	9/18/2017	10/17/2017	6/30/2018	Garden Island Arts Council	E Kanikapila Kakou 2018 - A Legacy of Music	Progress reports, final financial and written reports	N	S

Department of Business, Economic Development and Tourism
Active Contracts as of December 1, 2017

Table 14

Prog ID	MOF	Amount	Frequency (M/A/O)	Max Value	Outstanding Balance	Date Executed	From	To	Entity	Contract Description	Explanation of How Contract is Monitored	POS Y/N	Category E/L/P/C/G/S
BED113	B	Varies	O	\$ 30,000	\$ 30,000	9/18/2017	10/17/2017	12/31/2018	Hawai'i Wildlife Center dba Hawai'i Island Festival of Birds	3rd Annual Hawai'i Island Festival of Birds	Progress reports, final financial and written reports	N	S
BED113	B	Varies	O	\$ 20,000	\$ 20,000	9/18/2017	10/18/2017	10/31/2018	Hawai'i Performing Arts Festival, LLC	Hawai'i Performing Arts Festival 2018	Progress reports, final financial and written reports	N	S
BED113	B	Varies	O	\$ 20,000	\$ 20,000	9/18/2017	10/25/2017	8/31/2018	Hamakua Harvest, Inc.	3rd Annual Farm Festival at Hamakua Harvest	Progress reports, final financial and written reports	N	S
BED113	B	Varies	O	\$ 22,000	\$ 22,000	9/18/2017	11/6/2017	9/30/2018	Kumu Kahua Theatre	Living Room, Wild Birds and Dead of Night	Progress reports, final financial and written reports	N	S
BED113	B	Varies	O	\$ 30,145	\$ 30,145	9/18/2017	11/17/2017	1/31/2019	Ulu Ae Learning Center	Ulu Ae Kaiaulu Project	Progress reports, final financial and written reports	N	S
BED113	B	Varies	O	\$ 50,000	\$ 50,000	9/18/2017	10/18/2017	1/31/2019	Hookua'Āina	Kukuluhou Internship Project	Progress reports, final financial and written reports	N	S
BED113	B	Varies	O	\$ 50,000	\$ 50,000	9/18/2017	10/25/2017	1/31/2019	Hui o Koolau-poko	Hale Ike o Heeia	Progress reports, final financial and written reports	N	S
BED113	B	Varies	O	\$ 40,000	\$ 40,000	9/18/2017	11/7/2017	1/31/2019	Young of Heart Workshop dba Puuhonua Society	Producers Network for Cultural Artisans	Progress reports, final financial and written reports	N	S
BED113	B	Varies	O	\$ 26,000	\$ 26,000	9/18/2017	10/25/2017	1/31/2019	Hawaiian Mission Children's Society dba Hawaiian Mission Houses	Mele Series: Na Moku Eha	Progress reports, final financial and written reports	N	S
BED113	B	Varies	O	\$ 41,000	\$ 41,000	9/18/2017	10/25/2017	1/31/2019	Bishop Museum	Traditions of the Pacific	Progress reports, final financial and written reports	N	S
BED113	B	Varies	O	\$ 40,000	\$ 40,000	9/18/2017	10/18/2017	1/31/2019	Kōkua Kalihi Valley Comprehensive Family Services	Art and Aina, Land-Based Traditional Arts Programming	Progress reports, final financial and written reports	N	S
BED113	B	Varies	O	\$ 24,800	\$ 24,800	9/18/2017	11/6/2017	1/31/2019	Hawai'i Academy of Performing Arts	Moolelo Maoli Series	Progress reports, final financial and written reports	N	S
BED113	B	Varies	O	\$ 29,500	\$ 29,500	9/18/2017	10/25/2017	1/31/2019	Malama Loko Ea Foundation	Hololea - A Cultural Visitor Experience	Progress reports, final financial and written reports	N	S
BED113	B	Varies	O	\$ 25,000	\$ 25,000	9/18/2017	10/17/2017	1/31/2019	Maui Nui Botanical Gardens, Inc.	Promoting Visitor and Community Connection to Traditional Hawaiian Crops	Progress reports, final financial and written reports	N	S
BED113	B	Varies	O	\$ 40,000	\$ 40,000	9/18/2017	10/19/2017	1/31/2019	Hui No'ēau	Hui Noe'au Art with Aloha 2018	Progress reports, final financial and written reports	N	S

Department of Business, Economic Development and Tourism
Active Contracts as of December 1, 2017

Table 14

Prog ID	MOF	Amount	Frequency (M/A/O)	Max Value	Outstanding Balance	Date Executed	From	To	Entity	Contract Description	Explanation of How Contract is Monitored	POS Y/N	Category E/L/P/C/G/S
BED113	B	Varies	O	\$ 61,000	\$ 61,000	9/18/2017	10/30/2017	1/31/2019	Ma Ka Hana Ka Ike Building Program	Hoi Ia Haloa	Progress reports, final financial and written reports	N	S
BED113	B	Varies	O	\$ 32,855	\$ 32,855	9/18/2017	11/2/2017	1/31/2019	Hawai'i Forest Institute	Pilina Poina Ole "Connections Not Forgotten"	Progress reports, final financial and written reports	N	S
BED113	B	Varies	O	\$ 50,000	\$ 50,000	9/18/2017	11/30/2017	1/31/2019	Pohaha I Ka Lani	Malama Hiilawe	Progress reports, final financial and written reports	N	S
BED113	B	Varies	O	\$ 20,000	\$ 20,000	9/18/2017	11/7/2017	1/31/2019	Edith Kanakaole Foundation	Lamaku o ka Naauao o Honohonou	Progress reports, final financial and written reports	N	S
BED113	B	Varies	O	\$ 30,000	\$ 30,000	9/18/2017	11/21/2017	1/31/2019	Paradise Ponies, Inc dba Carousel of Aloha	He Moolelo Ko Ka Lei / Hilo Lei Day Festival	Progress reports, final financial and written reports	N	S
BED113	B	Varies	O	\$ 35,000	\$ 35,000	9/18/2017	11/2/2017	1/31/2019	Kohala Institute	Kauhale: Tours, Field Trips, and Workshop Series at Iole	Progress reports, final financial and written reports	N	S
BED113	B	Varies	O	\$ 65,000	\$ 65,000	9/18/2017	11/17/2017	1/31/2019	Na Kalai Waa o Kaua'i	Hoo kele Waa	Progress reports, final financial and written reports	N	S
BED113	B	Varies	O	\$ 44,700	\$ 44,700	9/18/2017	10/18/2017	1/31/2019	National Tropical Botanical Garden	Kupaa I Ka Hale: The Hale Stands Firm	Progress reports, final financial and written reports	N	S
BED113	B	Varies	O	\$ 30,000	\$ 30,000	9/18/2017	11/30/2017	1/31/2019	Aha Kane Foundation	E Hookanaka	Progress reports, final financial and written reports	N	S
BED113	B	Varies	O	\$ 50,000	\$ 50,000	9/18/2017	11/30/2017	1/31/2019	Hui Maui Ola	Project Lonoaea	Progress reports, final financial and written reports	N	S
BED113	B	Varies	O	\$ 10,000	\$ 10,000	9/18/2017	11/6/2017	6/30/2018	Kumu Kahua Theatre	Demigods Anonymous	Progress reports, final financial and written reports	N	S
BED113	B	Varies	O	\$ 65,000	\$ 65,000	9/18/2017	11/2/2017	9/30/2018	Kalihi-Palama Culture & Arts Society, Inc.	43rd Annual Queen Liliuokalani Keiki Hula Competition	Progress reports, final financial and written reports	N	S
BED113	B	Varies	O	\$ 20,000	\$ 20,000	9/18/2017	10/31/2017	12/31/2018	Hana Arts	Hana Legends	Progress reports, final financial and written reports	N	S
BED113	B	Varies	O	\$ 30,000	\$ 30,000	9/18/2017	11/17/2017	8/31/2018	Lalakea Foundation	Hooulu Laka	Progress reports, final financial and written reports	N	S
BED113	B	Varies	O	\$ 42,000	\$ 42,000	9/18/2017	10/25/2017	1/31/2019	Ahahui Malama I Ka Lokahi	Kawainui Marsh Restoration Project	Progress reports, final financial and written reports	N	S

Department of Business, Economic Development and Tourism
Active Contracts as of December 1, 2017

Table 14

Prog ID	MOF	Amount	Frequency (M/A/O)	Max Value	Outstanding Balance	Date Executed	From	To	Entity	Contract Description	Explanation of How Contract is Monitored	POS Y/N	Category E/L/P/C/G/S
BED113	B	Varies	O	\$ 20,000	\$ 20,000	9/18/2017	10/30/2017	1/31/2019	Hawai'i Marine Mammal Alliance Inc. dba Hawai'i Marine Animal Response	Stewardship of the Hawaiian Monk Seal	Progress reports, final financial and written reports	N	S
BED113	B	Varies	O	\$ 54,000	\$ 54,000	9/18/2017	10/30/2017	1/31/2019	Ma Ka Hana Ka Ike Building Program	Wailua Nui Restoration Project	Progress reports, final financial and written reports	N	S
BED113	B	Varies	O	\$ 50,000	\$ 50,000	9/18/2017	10/23/2017	1/31/2019	Hawaiian Islands Land Trust	Ecological Restoration of Waihee Coastal Dunes and Wetland Refuge	Progress reports, final financial and written reports	N	S
BED113	B	Varies	O	\$ 37,000	\$ 37,000	9/18/2017	10/25/2017	1/31/2019	Friends of the D.T. Fleming Arboretum at Puu Mahoe, Inc.	Pahana Hoola - Seeds of Hope 2018	Progress reports, final financial and written reports	N	S
BED113	B	Varies	O	\$ 15,000	\$ 15,000	9/18/2017	11/17/2017	1/31/2019	Kumpang Lāna'i (Coalition for a Drug Free Lāna'i)	Lāna'i Limu Farm	Progress reports, final financial and written reports	N	S
BED113	B	Varies	O	\$ 28,000	\$ 28,000	9/18/2017	10/17/2017	1/31/2019	Maui Nui Botanical Gardens, Inc.	Seed Storage of and Community Access to Maui Nui Native Plants	Progress reports, final financial and written reports	N	S
BED113	B	Varies	O	\$ 25,000	\$ 25,000	9/18/2017	10/18/2017	1/31/2019	Kipahulu Ohana, Inc	Kipahulu Moku Malama I Ke Kai	Progress reports, final financial and written reports	N	S
BED113	B	Varies	O	\$ 59,000	\$ 59,000	9/18/2017	10/18/2017	1/31/2019	National Tropical Botanical Garden	E Mau ana Ka Ohia - Perpetuating Ohia	Progress reports, final financial and written reports	N	S
BED113	B	Varies	O	\$ 16,000	\$ 16,000	9/18/2017	10/17/2017	1/31/2019	Hui o Laka	Kokee State Park Entrance Corridor Project	Progress reports, final financial and written reports	N	S
BED113	B	Varies	O	\$ 48,000	\$ 48,000	9/18/2017	11/2/2017	1/31/2019	Na Mamo O Kawa	Kawa Dry Forest and Coastal Rehabilitation	Progress reports, final financial and written reports	N	S
BED113	B	Varies	O	\$ 42,000	\$ 42,000	9/18/2017	10/23/2017	1/31/2019	Waikoloa Dry Forest Initiative	Learn, Plant, Grow	Progress reports, final financial and written reports	N	S
BED113	B	Varies	O	\$ 35,000	\$ 35,000	9/18/2017	10/18/2017	1/31/2019	The Marine Mammal Center	Hawaiian Monk Seal Conservation, Education, and Outreach Program	Progress reports, final financial and written reports	N	S
BED113	B	Varies	O	\$ 75,000	\$ 75,000	9/18/2017	10/30/2017	1/31/2019	Kupu	Hawai'i Youth Conservation Corps	Progress reports, final financial and written reports	N	S
BED113	B	Varies	O	\$ 125,000	\$ 125,000	10/17/2017	10/17/2017	12/31/2018	Polynesian Football Hall of Fame	Polynesian Football Hall of Fame 2018	Progress reports, final financial and written reports	N	S
BED113	B	Varies	O	\$ 43,000	\$ 43,000	10/25/2017	10/25/2017	6/1/2018	OmniTraK Group, Inc.	Resident Sentiment Survey for 2018	Progress reports, final financial and written reports	N	S

Department of Business, Economic Development and Tourism
Active Contracts as of December 1, 2017

Table 14

<u>Prog ID</u>	<u>MOF</u>	<u>Amount</u>	<u>Frequency</u> <u>(M/A/O)</u>	<u>Max Value</u>	<u>Outstanding</u> <u>Balance</u>	<u>Date</u> <u>Executed</u>	<u>From</u>	<u>To</u>	<u>Entity</u>	<u>Contract Description</u>	<u>Explanation of How Contract is</u> <u>Monitored</u>	<u>POS</u> <u>Y/N</u>	<u>Category</u> <u>E/L/P/C/G/S</u>
BED113	B	Varies	O	Confidential, contract available to Legislators upon request.		11/6/2017	11/6/2017	3/30/2018	Friends of Hawaii Charities, Inc.	Sony Open Pro-Junior Challenge	Progress reports, final financial and written reports	N	S
BED113	B	Varies	O	Confidential, contract available to Legislators upon request.		11/17/2017	11/17/2017	6/30/2018	Horizon Media Inc dba Inside Out Sports & Entertainment	PowerShares Series Hawai'i	Progress reports, final financial and written reports	N	S
BED113	B	Varies	-	\$ -	\$ -	11/21/2017	11/21/2017	12/31/2019	HVCB	Transfer of GoHawaii App	Progress reports, final financial and written reports	N	S

Department of Business, Economic Development and Tourism
Capital Improvements Program (CIP) Requests

Table 15

<u>Prog ID</u>	<u>Prog ID</u> <u>Priority</u>	<u>Dept- Wide</u> <u>Priority</u>	<u>Senate</u> <u>District</u>	<u>Rep.</u> <u>District</u>	<u>Project Title</u>	<u>MOF</u>	<u>FY18 \$\$\$</u>	<u>FY19 \$\$\$</u>
BED 142AA	1	1	0	0	Hawaii Resilience & Sustainability Strategy Update, Statewide	C		10,000,000
BED 150KL	2	3	19	40	Kalaeloa Community Development Plan Update, Kalaeloa, Oahu	C		500,000
BED 150KA	1	2	12	23	Kakaako Makai Park Improvements, Kakaako, Oahu	C		2,000,000
BED 160HF	1	6	0	0	Dwelling Unit Revolving Fund Infusion, Statewide	C		25,000,000
BED 160HF	1	5	0	0	Cash Infusion For Rental Housing Revolving Fund, Statewide	C		50,000,000
BED 146EL	1	7	4	6	Removal Of Abandoned Deep Sea Pipelines, Hawaii	C		500,000
BED 146EL	2	8	4	6	Kona Regional Seawater Air Conditioning District, Hawaii	C		250,000
BED 160HD	1	4	23	47	Waiahole Water System Improvements, Oahu	C		5,500,000

Department of Business, Economic Development and Tourism
CIP Lapses

Table 16

<u>Prog ID</u>	<u>Act/Year of Appropriation</u>	<u>Project Title</u>	<u>MOF</u>	<u>Lapse Amount</u> \$\$\$\$	<u>Reason</u>
BED142	A106/SL 12	TRANSPACIFIC CABLE PROJECT, S/W - PLN	C	\$ 25,000,000	CIP is being replaced with Supplemental Request for \$10,000,000 of GO bond funding
BED160	A124/SL 16	WAI AHOLE WATER SYSTEM IMPR, OAHU-CON	C	\$ 5,780,000	The current CIP appropriation will be lapsed at 6/30/2018 and \$ 5,500,000 amount needed to complete the project, is being requested in the 2018 Legislative Session.
BED150	A106/SL 12	KALAELOA EAST ENERGY CORRIDOR, OAHU-DES	C	\$ 23,606	Project Cancelled
BED150	A106/SL 12	KALAELOA EAST ENERGY CORRIDOR, OAHU-CON	C	\$ 542,695	Project Cancelled
BED150	A134/SL 13	KEWALO BASIN RIPRAP WALL REP, OAHU-DES	C	\$ 27,343	Residual Balance Not Used Project Completed

Department of Business, Economic Development and Tourism
Program ID Sub-Organizations

Table 17

<u>Program ID</u>	<u>Sub-Org Code</u>	<u>Name</u>	<u>Objective</u>
		None	

Department of Business, Economic Development and Tourism
Organization Changes

Table 18

<u>Year of Change FY18/FY19</u>	<u>Description of Change</u>
FY19	Remove Research & Development Coordinator (#49497), Office of Aerospace Development
Change was already completed	Add Departmental Contracts Specialist (#120974), Administrative Services Office.
Change was already completed	Remove Ocean Resources Development Manager (#35798), Creative Industries Division
Change was already completed	Remove Economist V, Research & Economic Analysis Division
Change was already completed	Remove Deputy Executive Director(118037), Clerk Typist II(41266 & 41264), Special Assistant(#117429), Secretary II (#118427), HFDC Architect (#102470), Housing Warranty & Inspection Technician (#100447), Loan Processing Assistant I (#101626), Hawaii Housing Finance Development Corporation
Change was already completed	Add Tourism Specialist (#97011 & 97012) and HTA Product Development Specialist (#99010), Hawaii Tourism Authority
Change was already completed	Remove HTDC Computer/Webpage Specialist (#102274) & MEP Project Manager (116615), High Technology Development Corporation
FY19	Program name Change to Hawaii Technology Development Corporation From High Technology Development Corporation
Change was already completed	Remove CEROS Page from Natural Energy Laboratory of Hawaii Authority Org Charts
Change was already completed	Remove position #102309, 102310, 102308, 26905, 26933, 26937, 26911, 26935, 26936, 102314, 26939, 28315, 26922, 26920, 26938, 26940, 26924, 26913, 26929, 30544, 26908, 26909, 26931, 26926, 26927, 26828, Natural Energy Laboratory of Hawaii Authority
Change was already completed	Remove Account Clerk IV (#19592), Planning & Policy Analyst (#118773), Planner VI (14957), Clerk Steno III (#11243), Office of Planning
Change was already completed	Remove Energy Clerk Typist, Energy Research Statistician, Energy Economist, Energy Conservation Analyst III (#101146), Energy Engineer IV (#101831), Strategic Industries Division

Web Link below to DBEDT Organizational Charts.

<http://files.hawaii.gov/dbedt/annuals/2017-10-13-dbedt-org-charts.pdf>

ACKNOWLEDGED

Acknowledged

Kalbert K. Young, Director of Finance

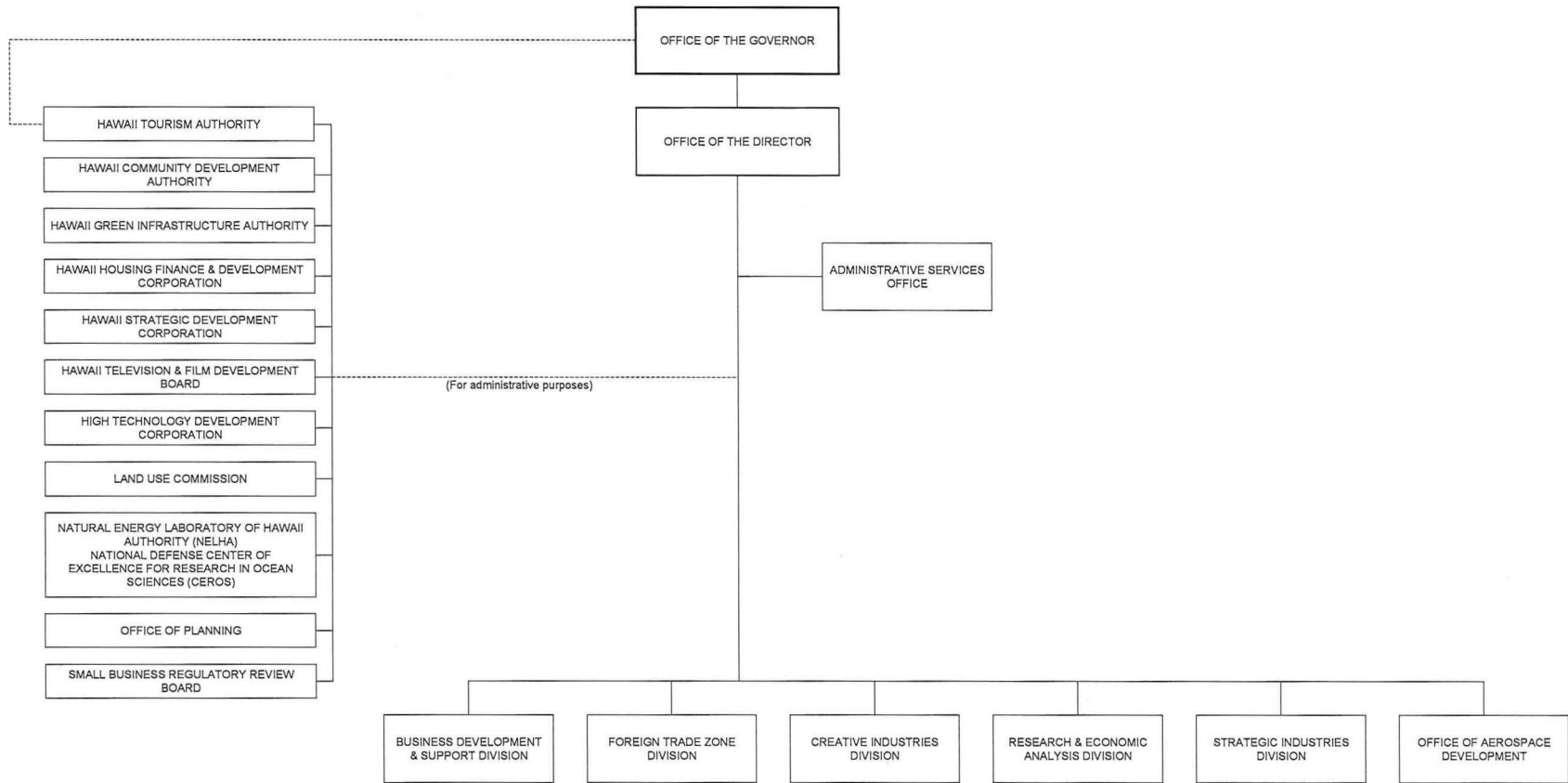
9/25/14

Date

STATE OF HAWAII
DEPARTMENT OF BUSINESS, ECONOMIC DEVELOPMENT & TOURISM

ORGANIZATION CHART

PRESENT



October 29, 2014

ACKNOWLEDGED

Acknowledged

Kalbert K. Young, Director of Finance

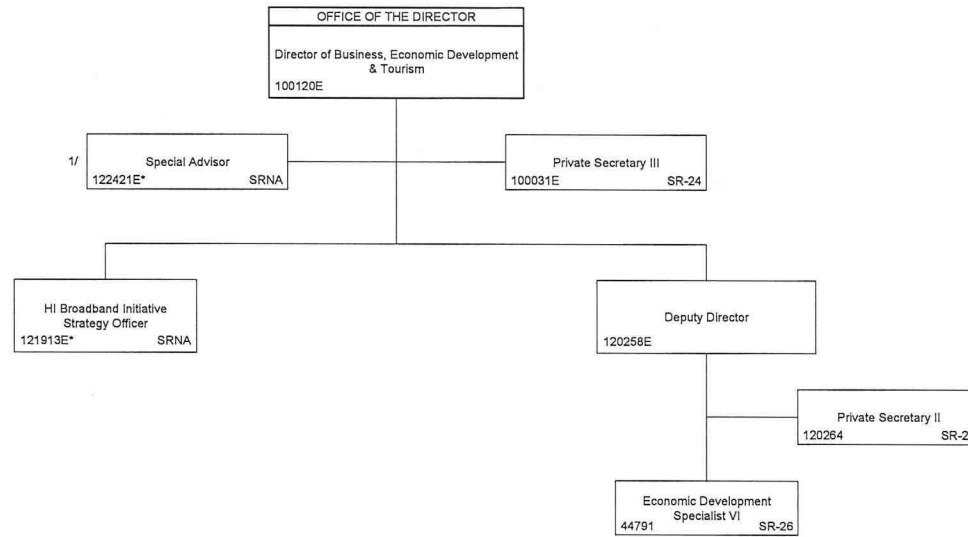
12/14/11

Date

STATE OF HAWAII
DEPARTMENT OF BUSINESS, ECONOMIC DEVELOPMENT & TOURISM
OFFICE OF THE DIRECTOR

POSITION ORGANIZATION CHART

PRESENT



E = Temporary Exempt Positions, NTE 12/03/18
E* = Temporary Exempt Positions, NTE 6/30/18
1/ Established 7/1/17 (Act 124, SLH2016)

October 12, 2017

ACKNOWLEDGED

Acknowledged

Kalbert K. Young, Director of Finance

12/14/11

Date

STATE OF HAWAII
DEPARTMENT OF BUSINESS, ECONOMIC DEVELOPMENT & TOURISM
OFFICE OF AEROSPACE DEVELOPMENT

ORGANIZATION CHART

PRESENT



E=Temporary Exempt Position, NTE 6/30/18
* Position transferred to the University of Hawaii effective 7/1/17.

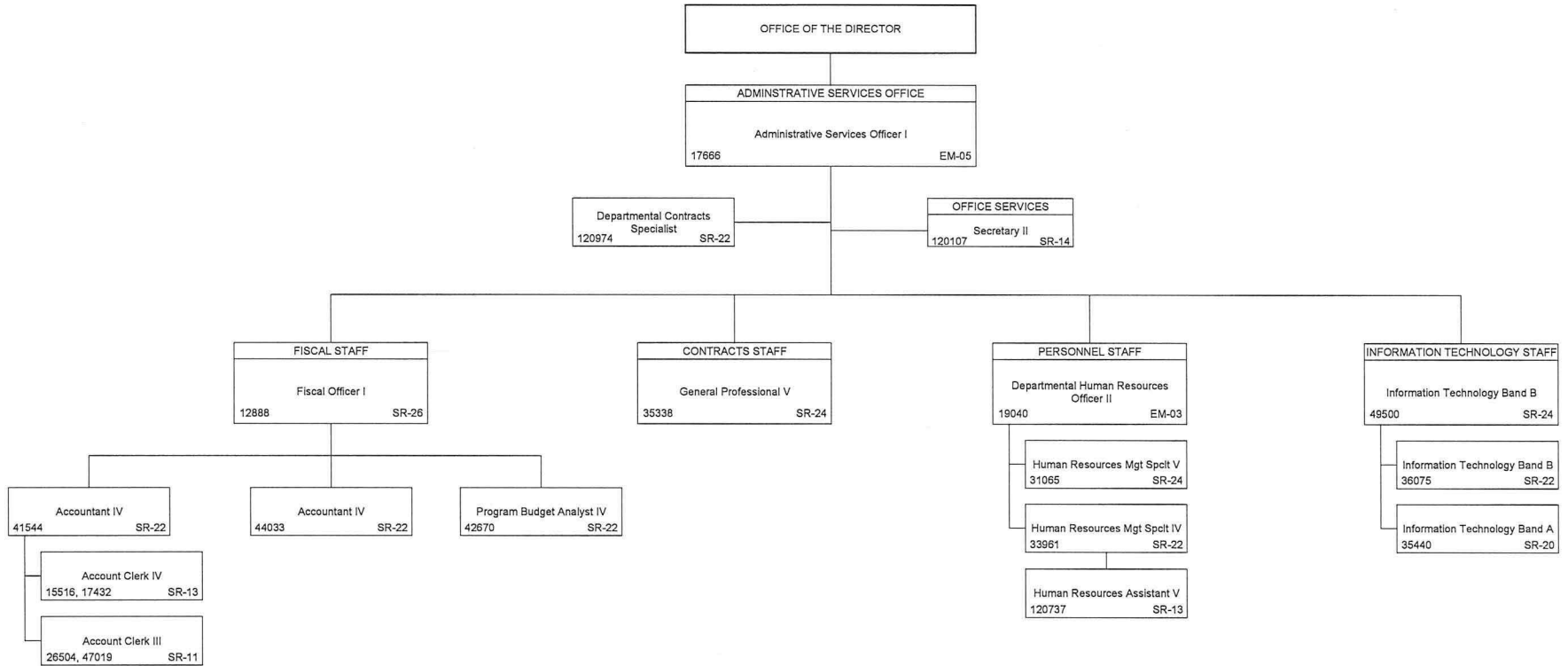
August 3, 2017

Acknowledged
Kalbert K. Young, Director of Finance

12/14/11
Date

POSITION ORGANIZATION CHART

PRESENT



October 12, 2017

ACKNOWLEDGED

Acknowledged

Kalbert K. Young, Director of Finance

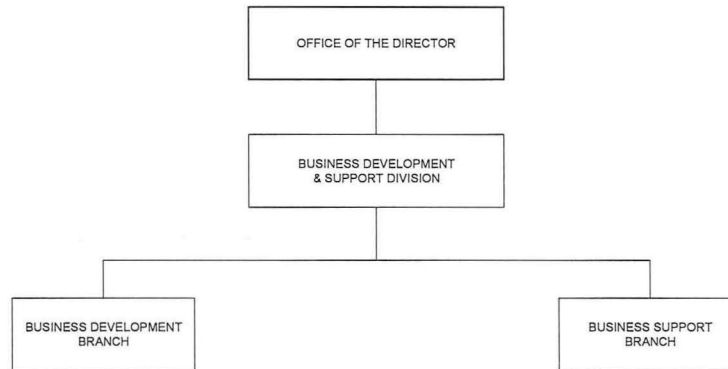
12/14/11

Date

STATE OF HAWAII
DEPARTMENT OF BUSINESS, ECONOMIC DEVELOPMENT & TOURISM
BUSINESS DEVELOPMENT & SUPPORT DIVISION

ORGANIZATION CHART

PRESENT



August 3, 2017

ACKNOWLEDGED

Acknowledged

Kalbert K. Young, Director of Finance

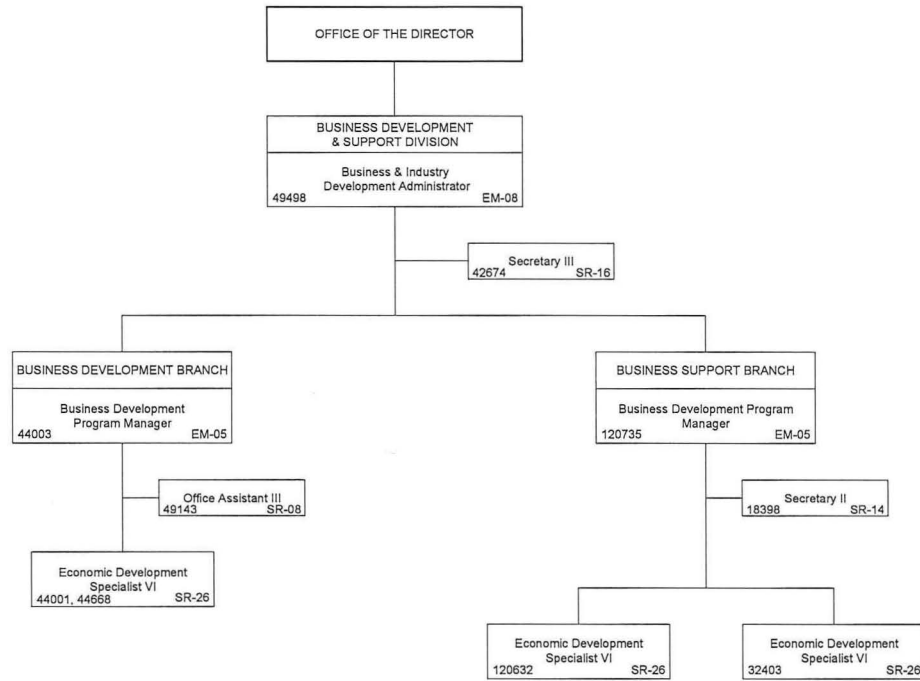
12/14/11

Date

STATE OF HAWAII
DEPARTMENT OF BUSINESS, ECONOMIC DEVELOPMENT & TOURISM
BUSINESS DEVELOPMENT & SUPPORT DIVISION
BUSINESS DEVELOPMENT BRANCH
BUSINESS SUPPORT BRANCH

POSITION ORGANIZATION CHART

PRESENT



August 4, 2017

ACKNOWLEDGED

ACKNOWLEDGED

Georgina K. Kawamura, Director of Finance

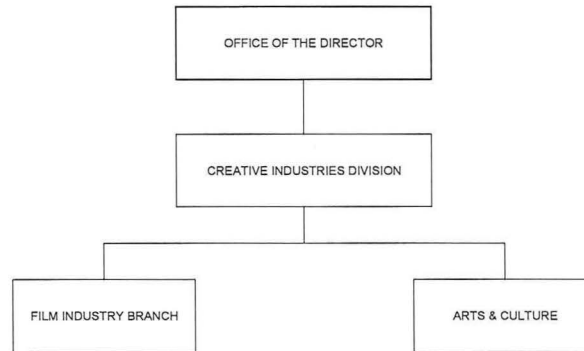
7/21/2006

Date

STATE OF HAWAII
DEPARTMENT OF BUSINESS, ECONOMIC DEVELOPMENT & TOURISM
CREATIVE INDUSTRIES DIVISION

ORGANIZATION CHART

PRESENT

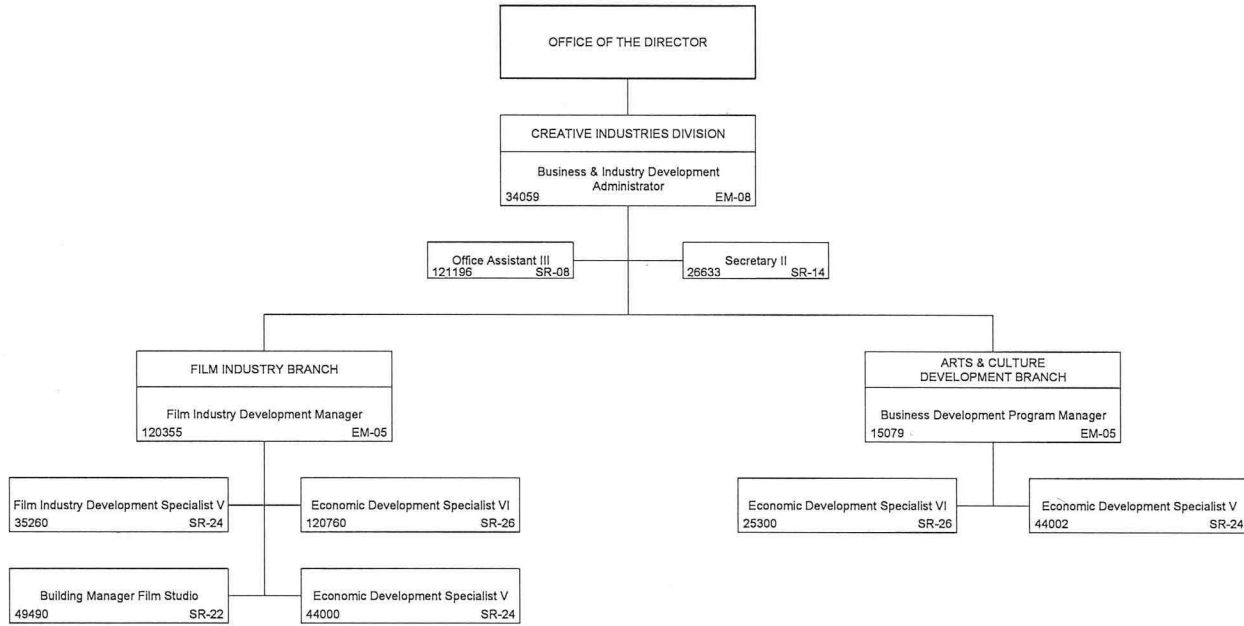


July 21, 2006

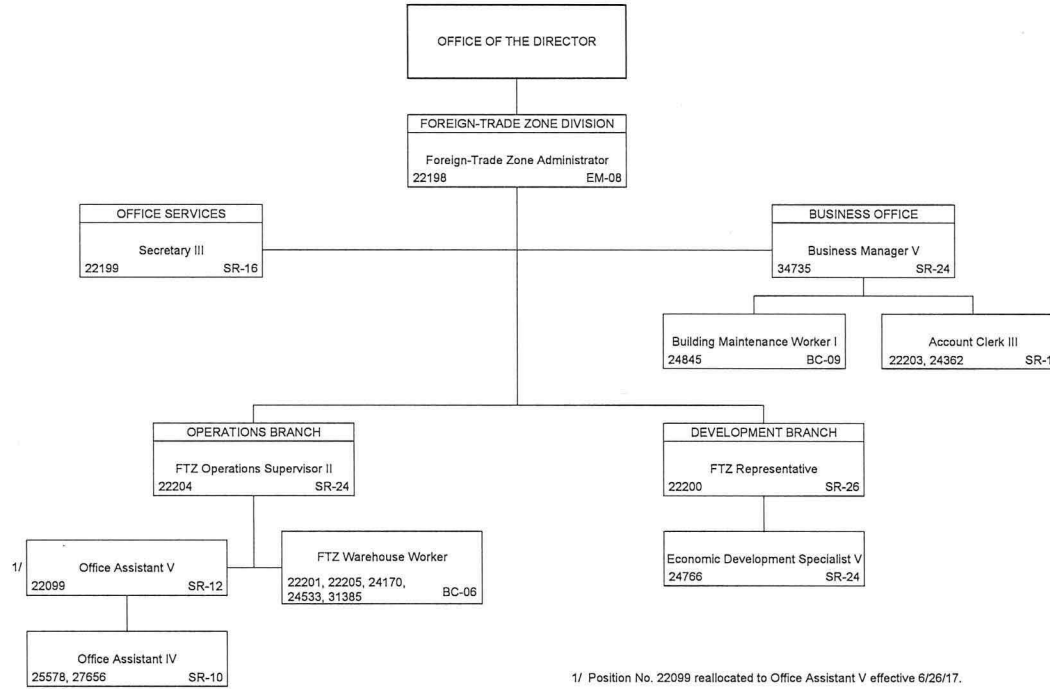
Acknowledged
Kalbert K. Young, Director of Finance

12/22/11
Date

STATE OF HAWAII
DEPARTMENT OF BUSINESS, ECONOMIC DEVELOPMENT & TOURISM
CREATIVE INDUSTRIES DIVISION
FILM INDUSTRY BRANCH
ARTS & CULTURE DEVELOPMENT BRANCH
POSITION ORGANIZATION CHART
PRESENT



August 3, 2017



1/ Position No. 22099 reallocated to Office Assistant V effective 6/26/17.

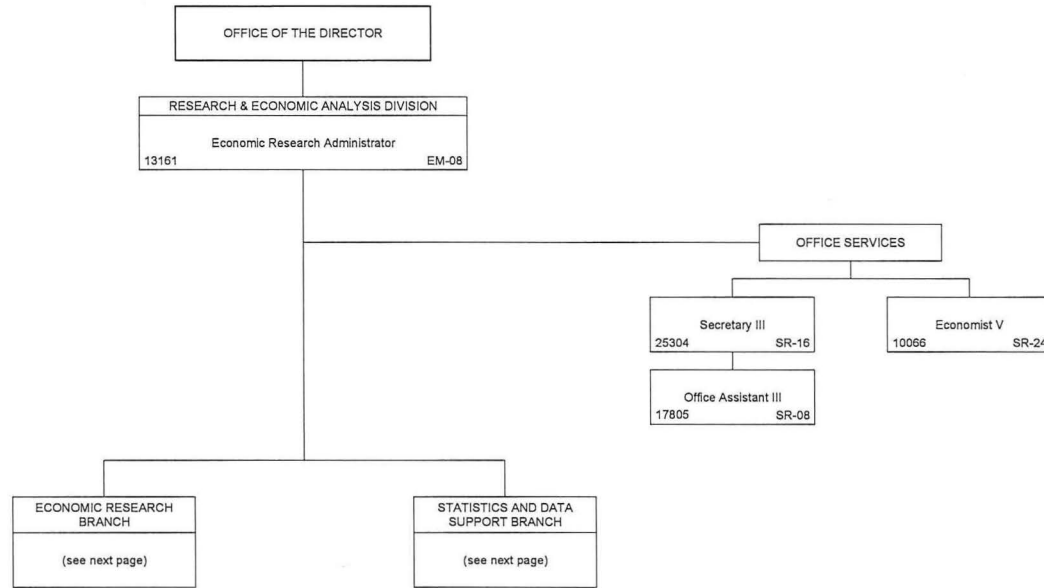
August 3, 2017

Acknowledged
Kalbert K. Young, Director of Finance

12/14/11
Date

POSITION ORGANIZATION CHART

PRESENT



August 8, 2017

ACKNOWLEDGED

Acknowledged

Kalbert K. Young, Director of Finance

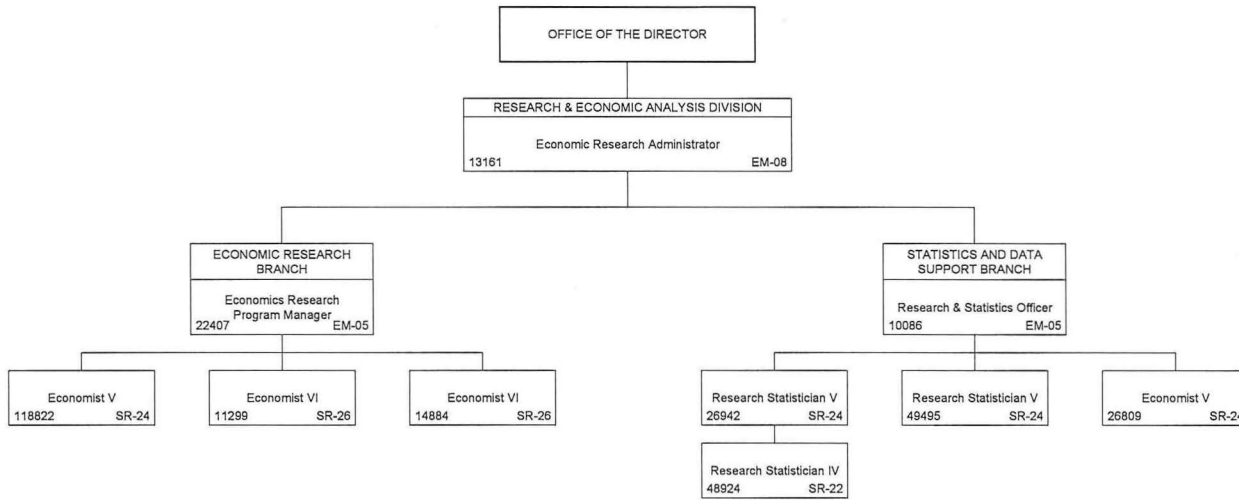
12/14/11

Date

STATE OF HAWAII
DEPARTMENT OF BUSINESS, ECONOMIC DEVELOPMENT & TOURISM
RESEARCH & ECONOMIC ANALYSIS DIVISION
ECONOMIC RESEARCH, STATISTICS AND DATA SUPPORT
AND TOURISM RESEARCH BRANCHES

POSITION ORGANIZATION CHART

PRESENT

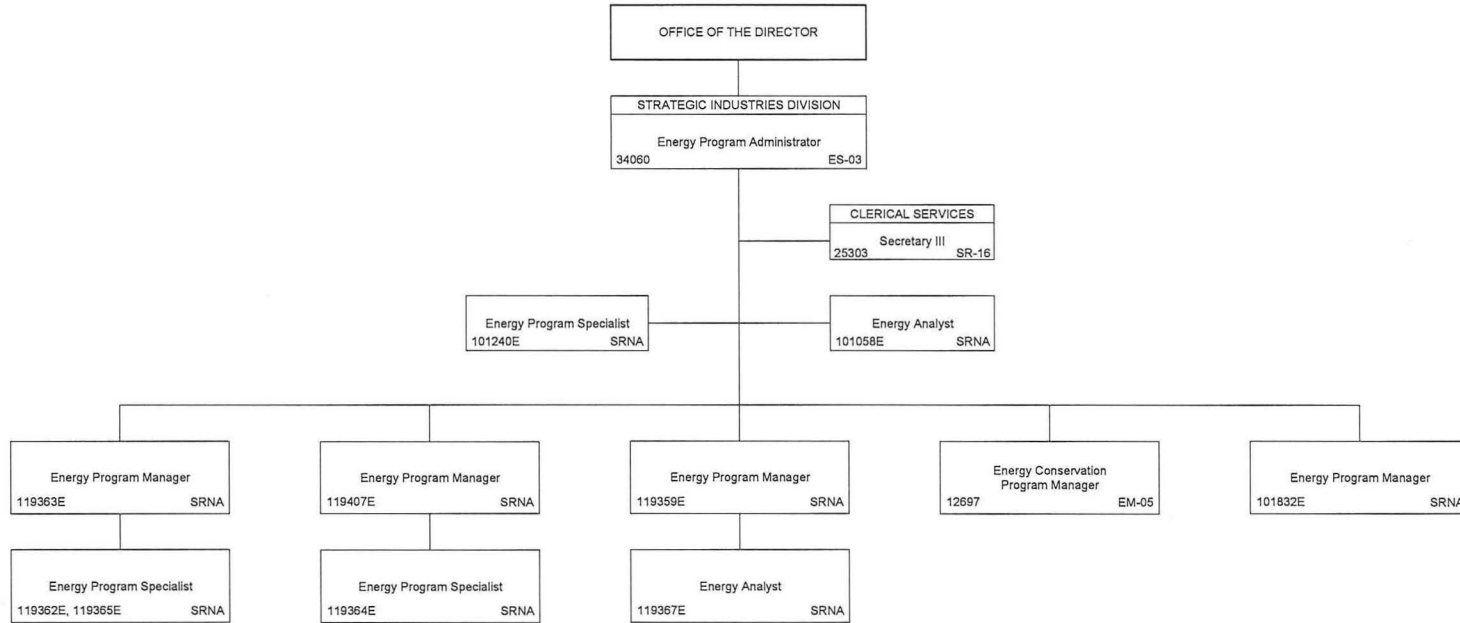


August 11, 2017

Acknowledged
Kalbert K. Young, Director of Finance

12/14/11
Date

ORGANIZATION CHART
PRESENT



E= Temporary Exempt Position, NTE 6/30/18

October 12, 2017

ACKNOWLEDGED

ACKNOWLEDGED

Georgina K. Kawamura, Director of Finance

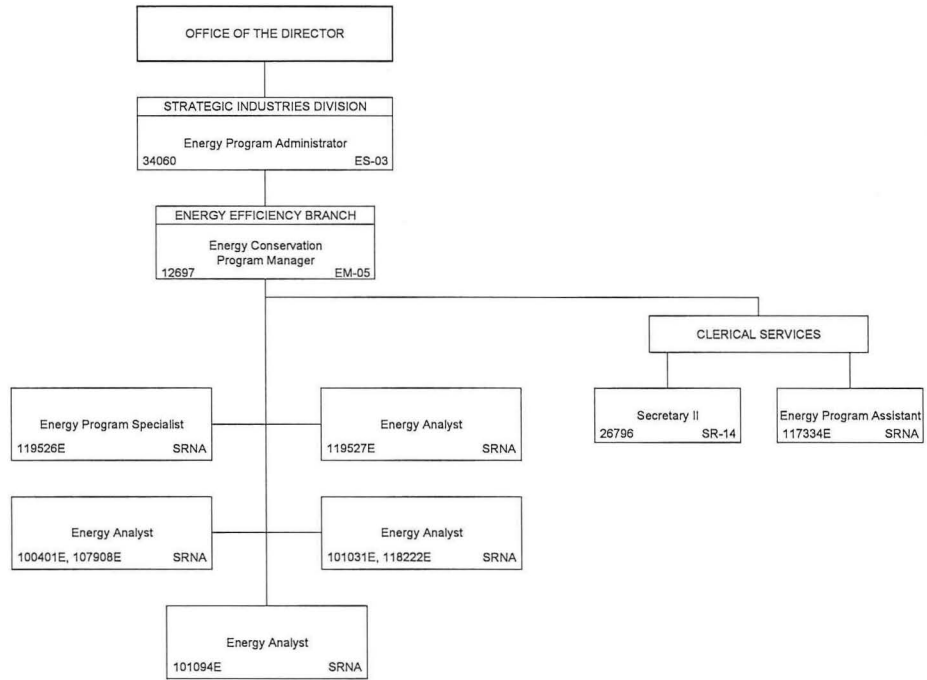
2/3/2006

Date

STATE OF HAWAII
DEPARTMENT OF BUSINESS, ECONOMIC DEVELOPMENT & TOURISM
STRATEGIC INDUSTRIES DIVISION
ENERGY EFFICIENCY BRANCH

POSITION ORGANIZATION CHART

PRESENT



E = Temporary Exempt position NTE 06/30/18

August 4, 2017

ACKNOWLEDGED

ACKNOWLEDGED

Georgina K. Kawamura, Director of Finance

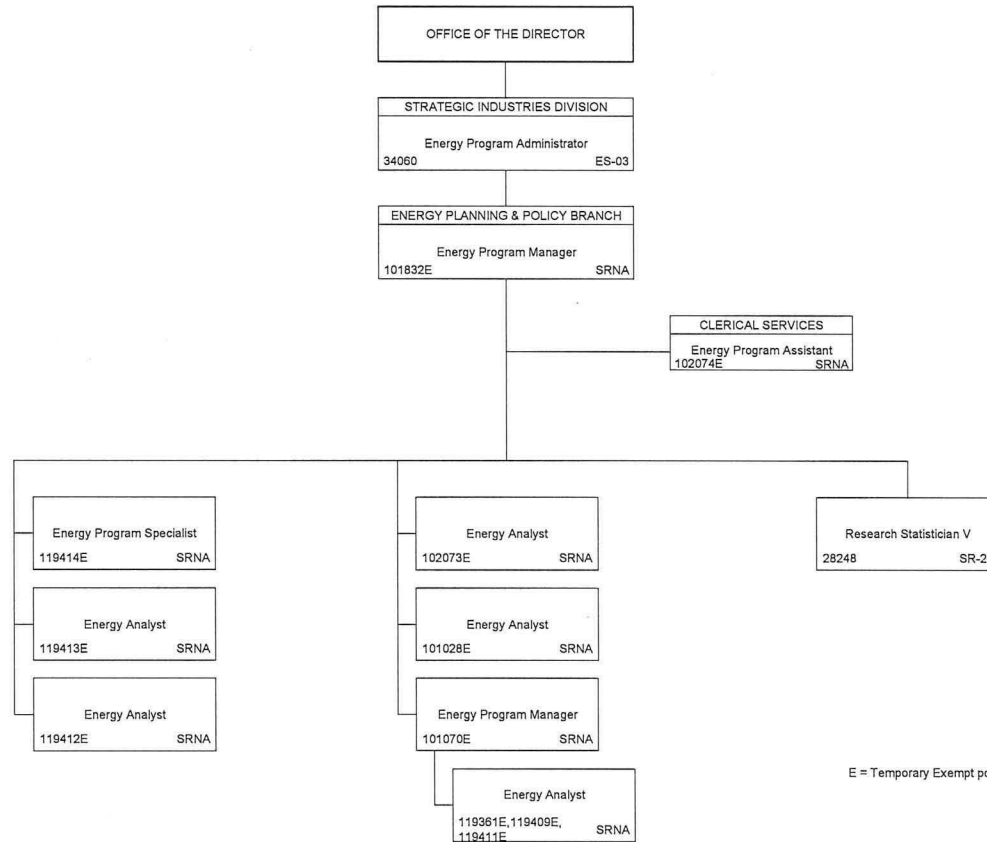
2/3/2006

Date

STATE OF HAWAII
DEPARTMENT OF BUSINESS, ECONOMIC DEVELOPMENT & TOURISM
STRATEGIC INDUSTRIES DIVISION
ENERGY PLANNING & POLICY BRANCH

POSITION ORGANIZATION CHART

PRESENT



E = Temporary Exempt position NTE 06/30/18

August 4, 2017

Acknowledged

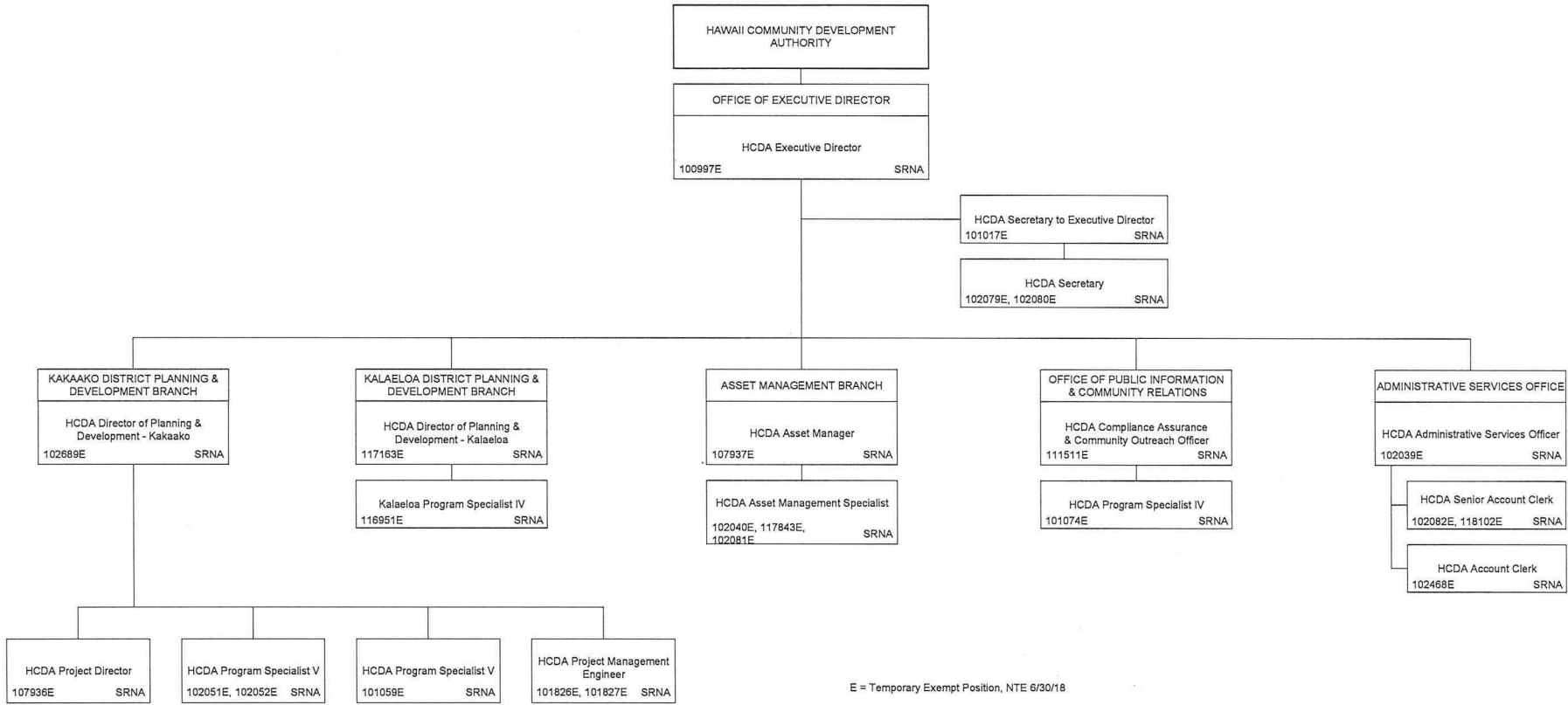
Georgina K. Kawamura, Director of Finance

12/05/07

Date

POSITION ORGANIZATION CHART

PRESENT



August 15, 2017

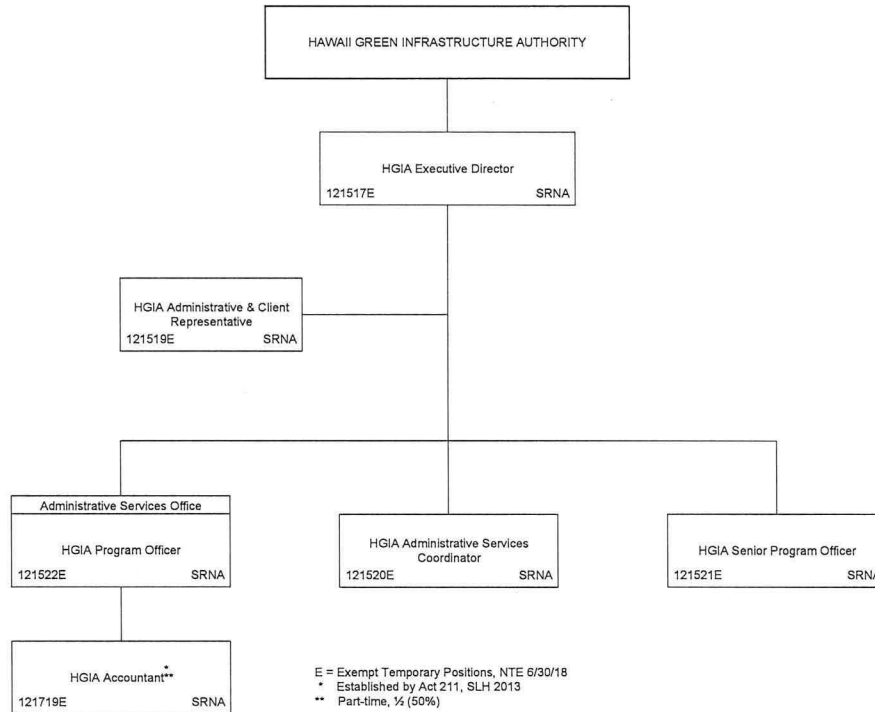
ACKNOWLEDGED

Acknowledged
Luis P. Salaveria, Director,
Department of Business, Economic Development & Tourism

9/21/15
Date

STATE OF HAWAII
DEPARTMENT OF BUSINESS, ECONOMIC DEVELOPMENT & TOURISM
HAWAII GREEN INFRASTRUCTURE AUTHORITY

POSITION ORGANIZATION CHART
PRESENT



August 15, 2017

Acknowledged

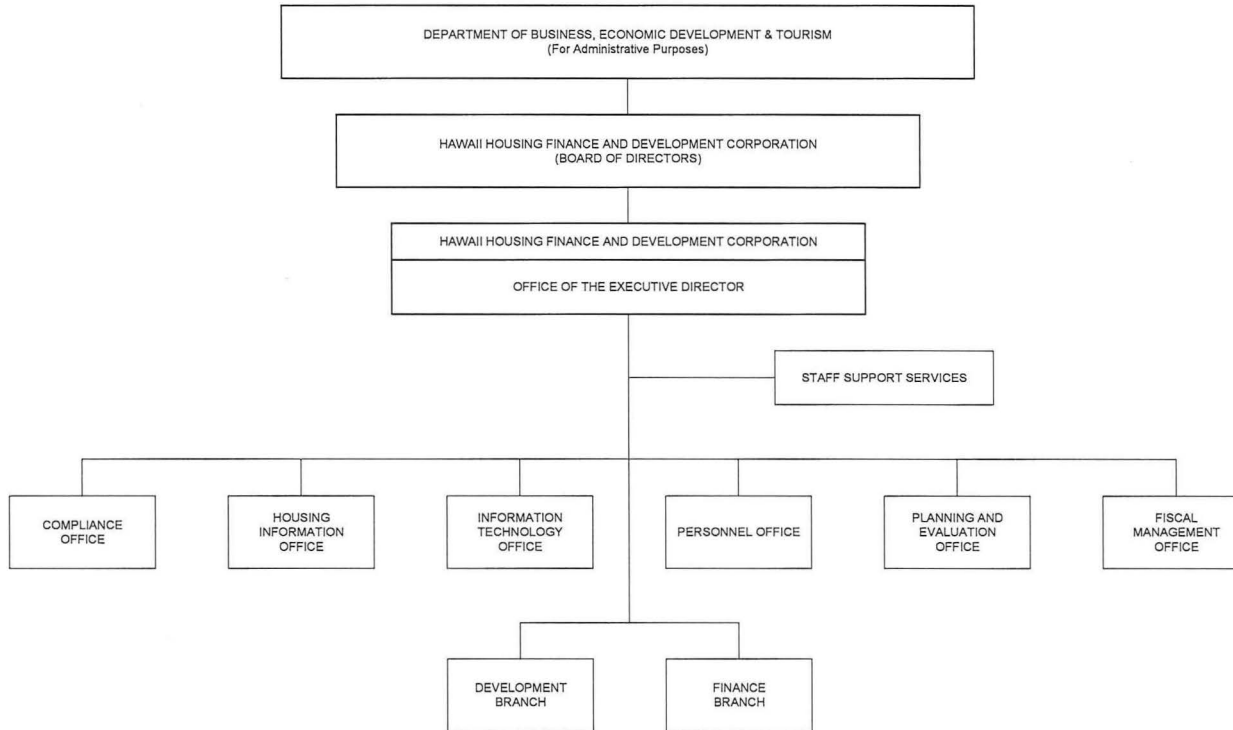
Georgina K. Kawamura, Director of Finance

1/18/07

Date

ORGANIZATION CHART

PRESENT



January 18, 2007

Acknowledged

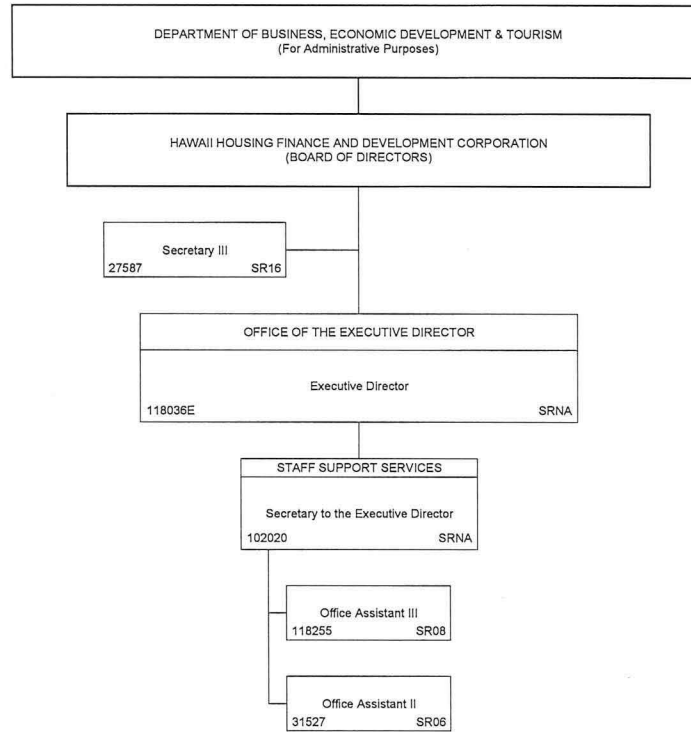
Georgina K. Kawamura, Director of Finance

1/18/07

Date

ORGANIZATION CHART

PRESENT



August 15, 2017

E = Exempt Temporary Position, NTE 6/30/18

ACKNOWLEDGED

Acknowledged

Georgina K. Kawamura, Director of Finance

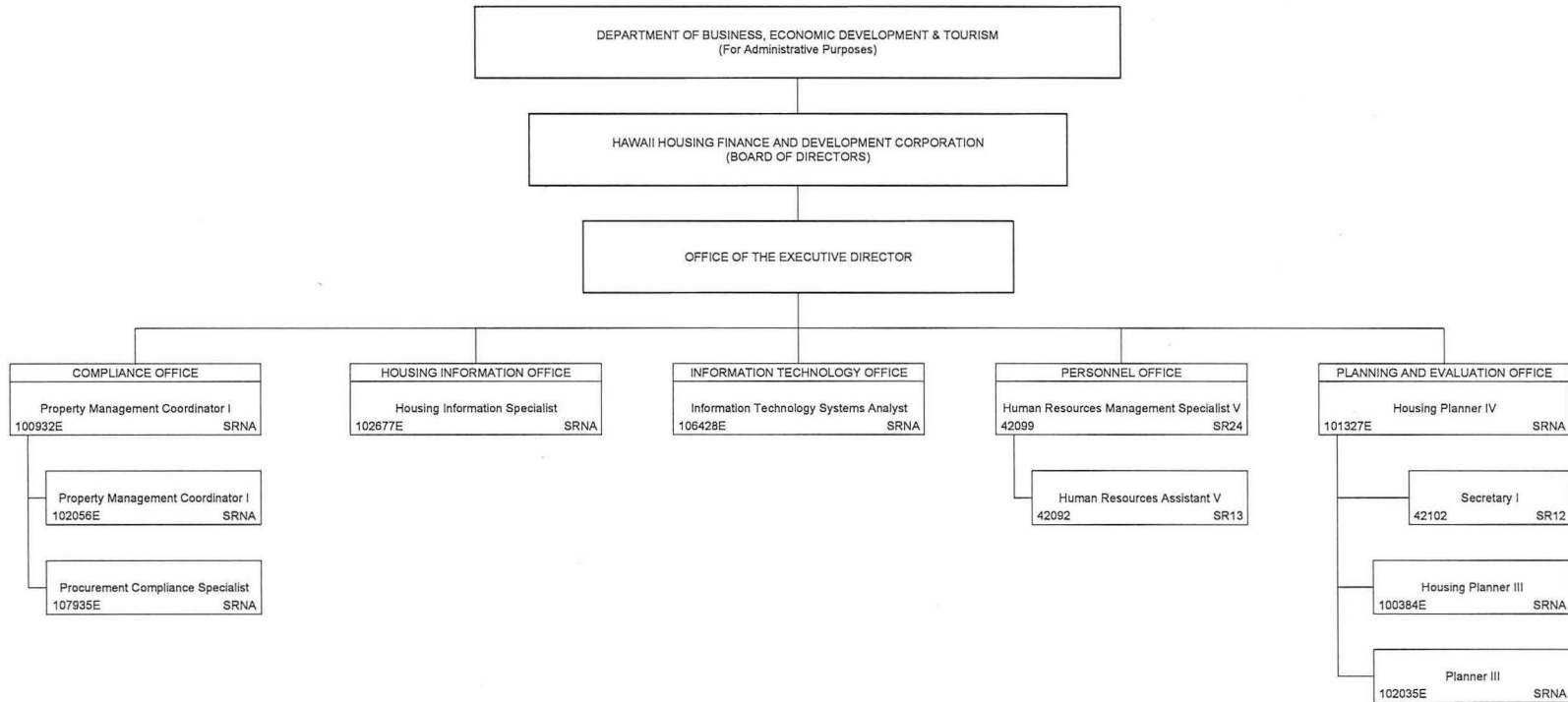
1/18/07

Date

STATE OF HAWAII
DEPARTMENT OF BUSINESS, ECONOMIC DEVELOPMENT & TOURISM
HAWAII HOUSING FINANCE AND DEVELOPMENT CORPORATION

COMPLIANCE OFFICE,
HOUSING INFORMATION OFFICE, INFORMATION TECHNOLOGY OFFICE,
PERSONNEL OFFICE, AND PLANNING AND EVALUATION OFFICE
POSITION ORGANIZATION CHART

PRESENT



E = Temporary Exempt Positions, NTE 6/30/18

August 15, 2017

ACKNOWLEDGED

Acknowledged

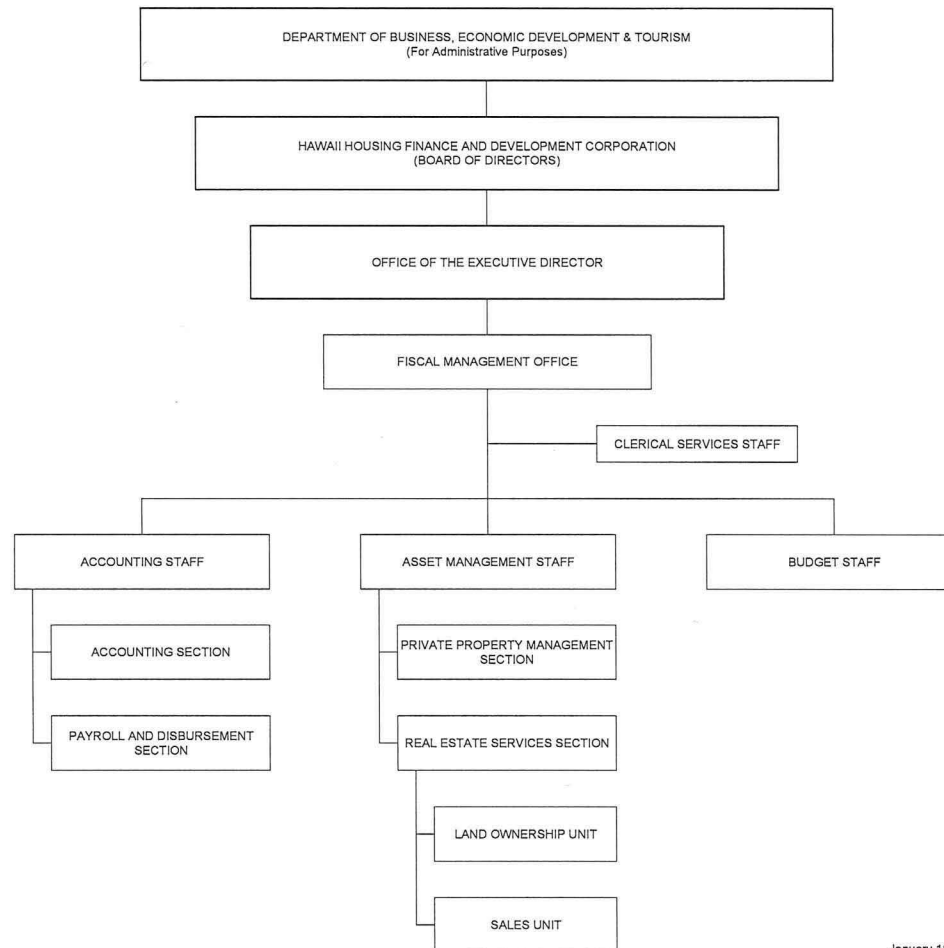
Georgina K. Kawamura, Director of Finance

1/18/07

Date

STATE OF HAWAII
DEPARTMENT OF BUSINESS, ECONOMIC DEVELOPMENT & TOURISM
HAWAII HOUSING FINANCE AND DEVELOPMENT CORPORATION
FISCAL MANAGEMENT OFFICE –
ACCOUNTING STAFF, ASSET MANAGEMENT STAFF, AND BUDGET STAFF
ORGANIZATION CHART

PRESENT



January 18, 2007

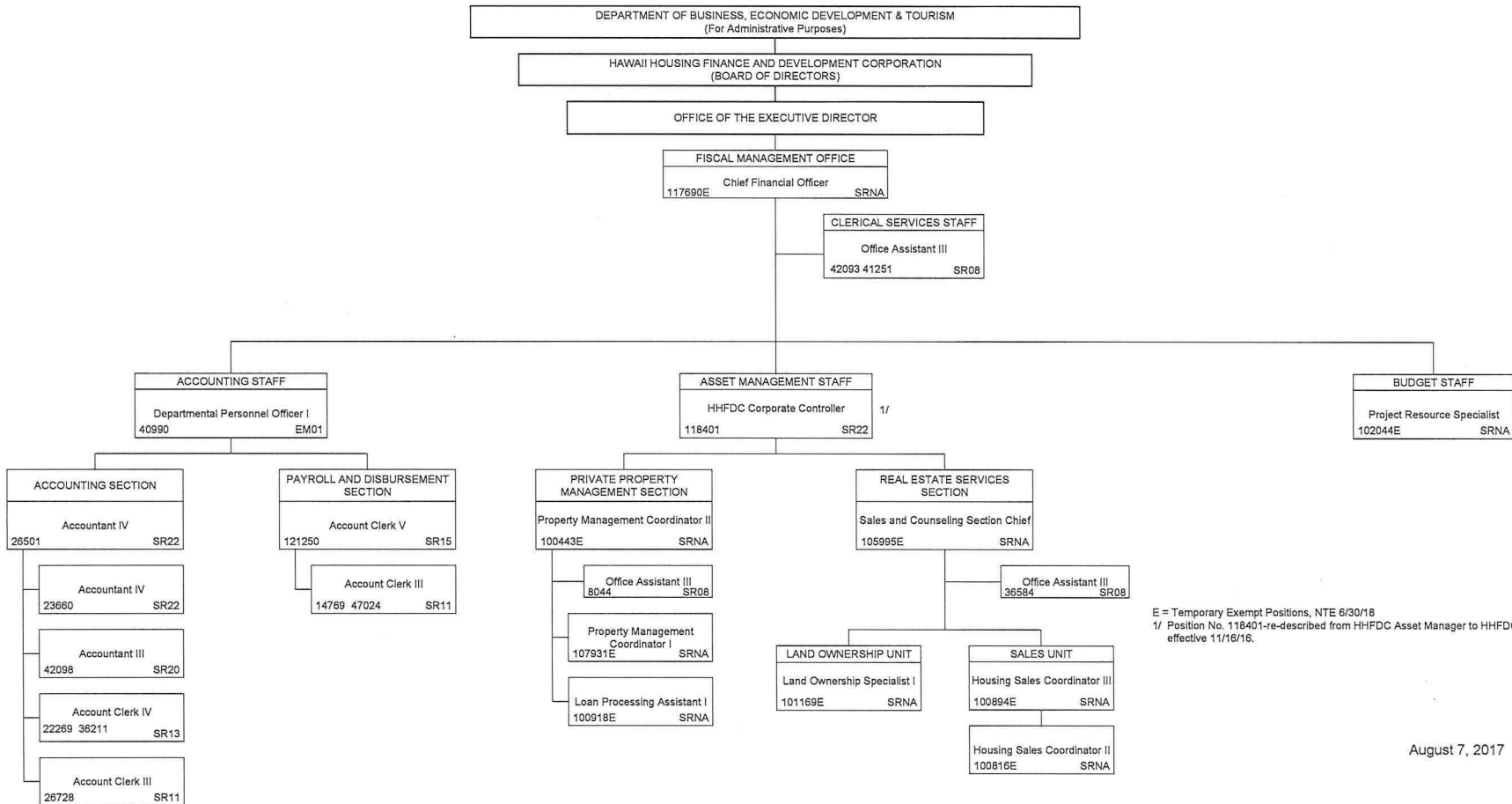
Acknowledged

Georgina K. Kawamura, Director of Finance

1/18/07

Date

PRESENT



E = Temporary Exempt Positions, NTE 6/30/18
1/ Position No. 118401-re-described from HHFDC Asset Manager to HHFDC Corporate Controller effective 11/16/16.

August 7, 2017

Acknowledged

Georgina K. Kawamura, Director of Finance

1/18/07

Date

DEVELOPMENT BRANCH

ORGANIZATION CHART

PRESENT



January 18, 2007

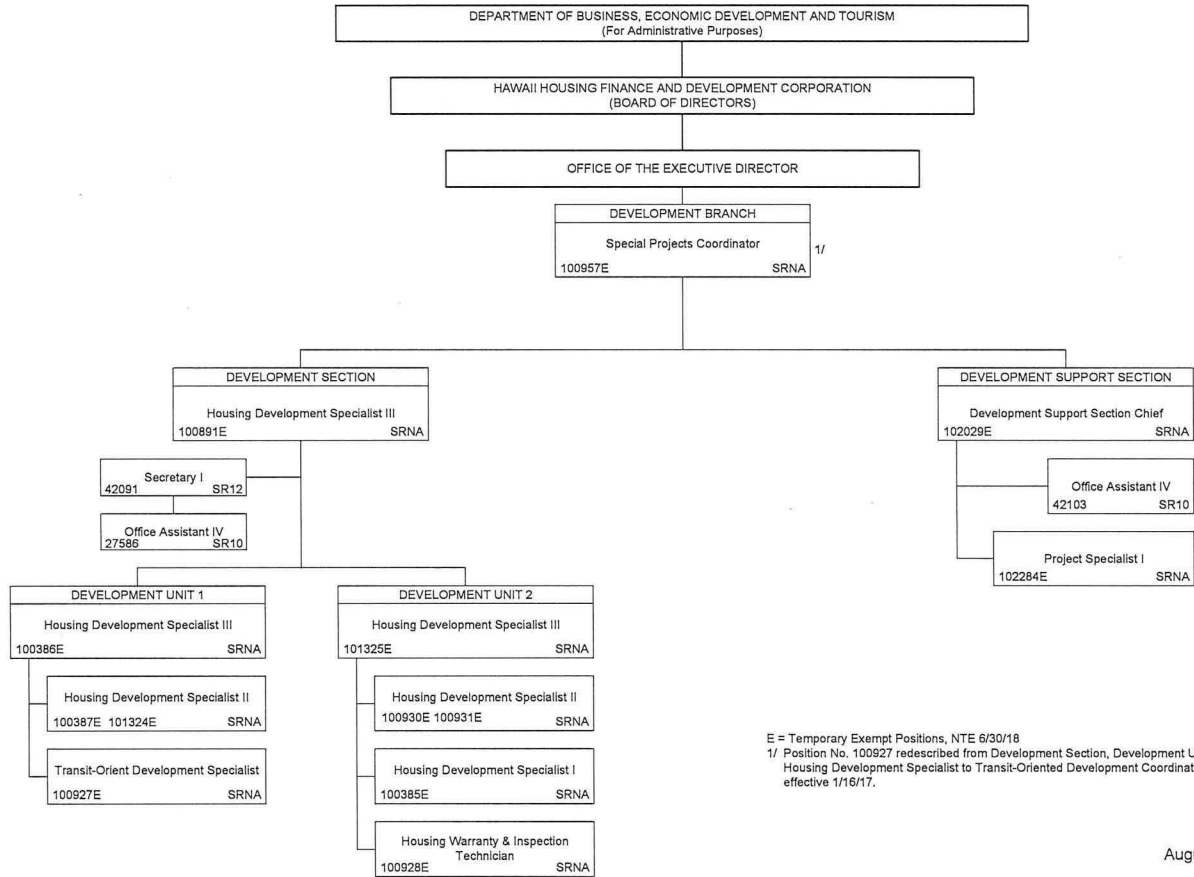
Acknowledged

Georgina K. Kawamura, Director of Finance

1/18/07

Date

PRESENT



E = Temporary Exempt Positions, NTE 6/30/18
1/ Position No. 100927 redescribed from Development Section, Development Unit 1,
Housing Development Specialist to Transit-Oriented Development Coordinator in OED
effective 1/16/17.

August 15, 2017

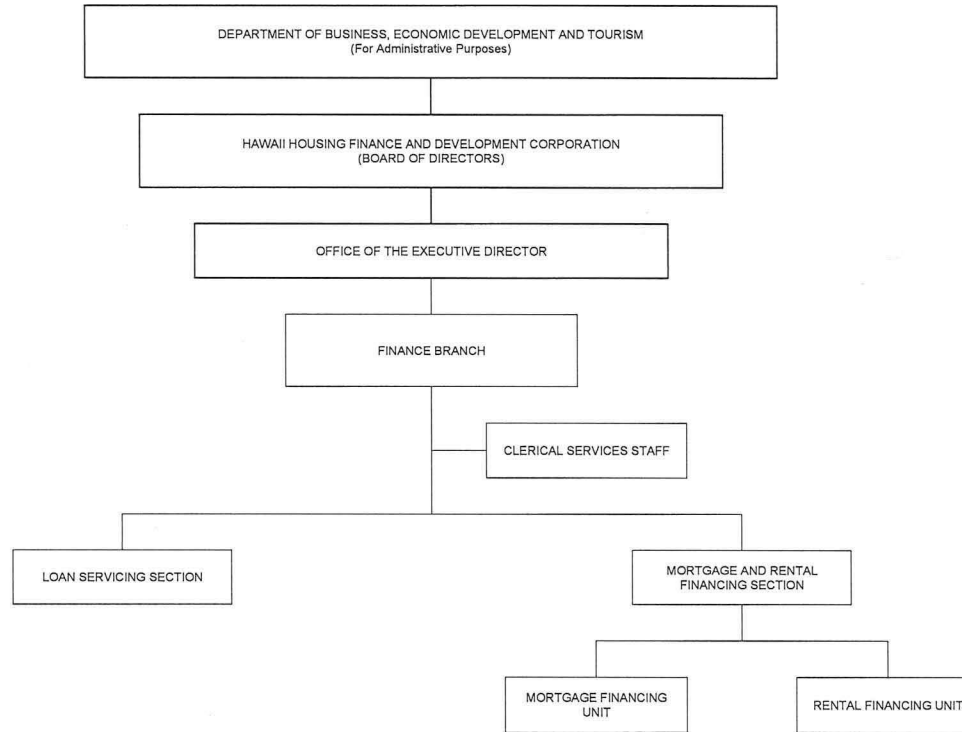
Acknowledged

Georgina K. Kawamura, Director of Finance

1/18/07

Date

FINANCE BRANCH
ORGANIZATION CHART
PRESENT



January 18, 2007

Acknowledged

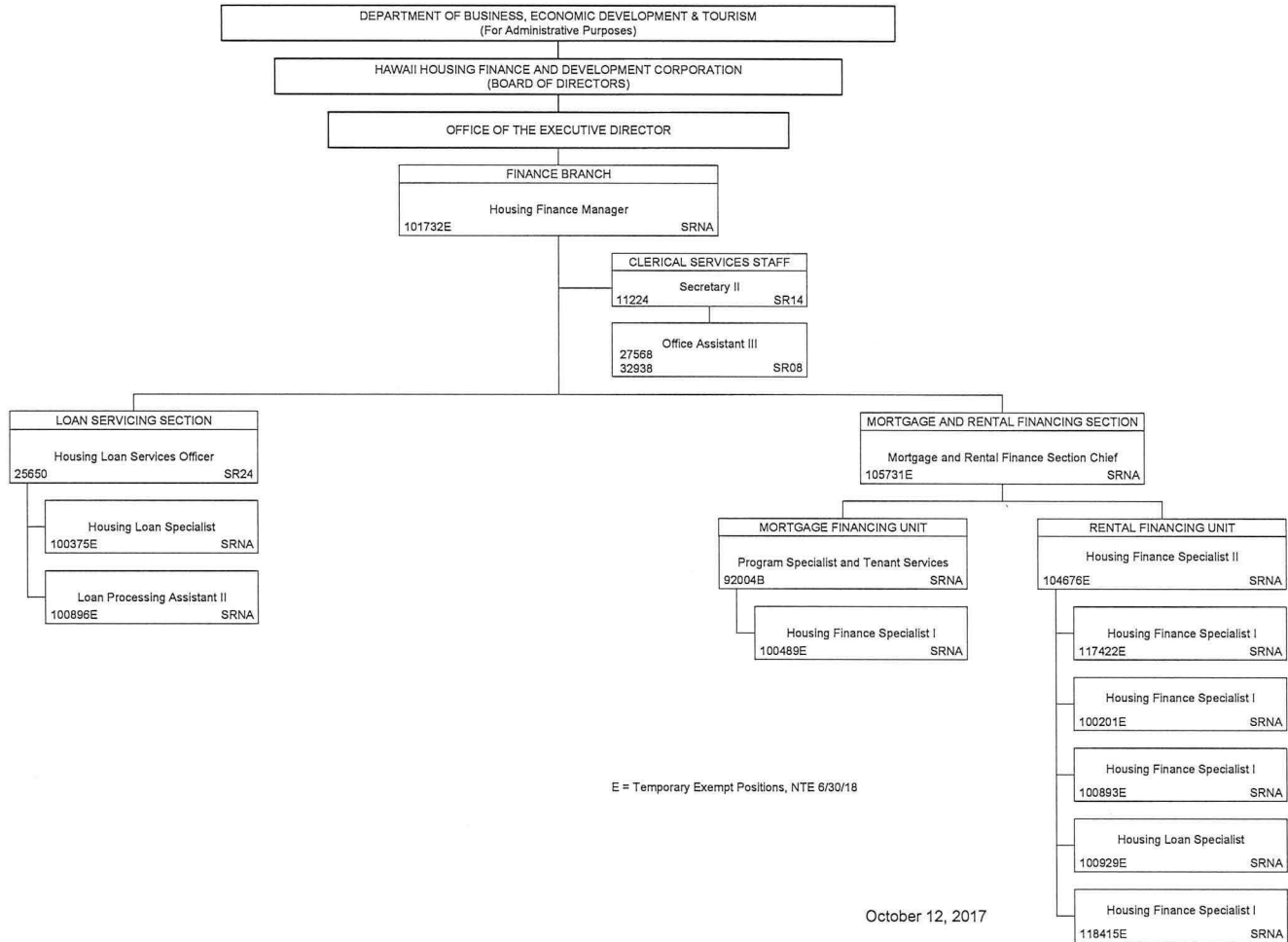
Georgina K. Kawamura, Director of Finance

1/18/07

Date

STATE OF HAWAII
 DEPARTMENT OF BUSINESS, ECONOMIC DEVELOPMENT & TOURISM
 HAWAII HOUSING FINANCE AND DEVELOPMENT CORPORATION
 FINANCE BRANCH –
 LOAN SERVICING SECTION AND MORTGAGE AND RENTAL FINANCING SECTION
 POSITION ORGANIZATION CHART

PRESENT



ACKNOWLEDGED

Acknowledged

Georgina K. Kawamura, Director of Finance

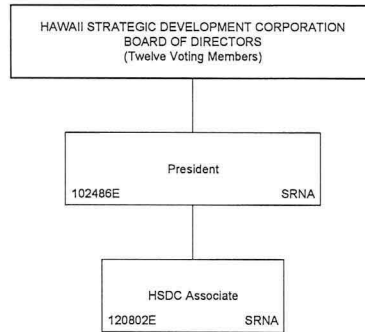
2/14/2007

Date

STATE OF HAWAII
DEPARTMENT OF BUSINESS, ECONOMIC DEVELOPMENT & TOURISM
HAWAII STRATEGIC DEVELOPMENT CORPORATION

POSITION ORGANIZATION CHART

PRESENT



E = Temporary Exempt Position, NTE 06/30/18

August 15, 2017

Acknowledged

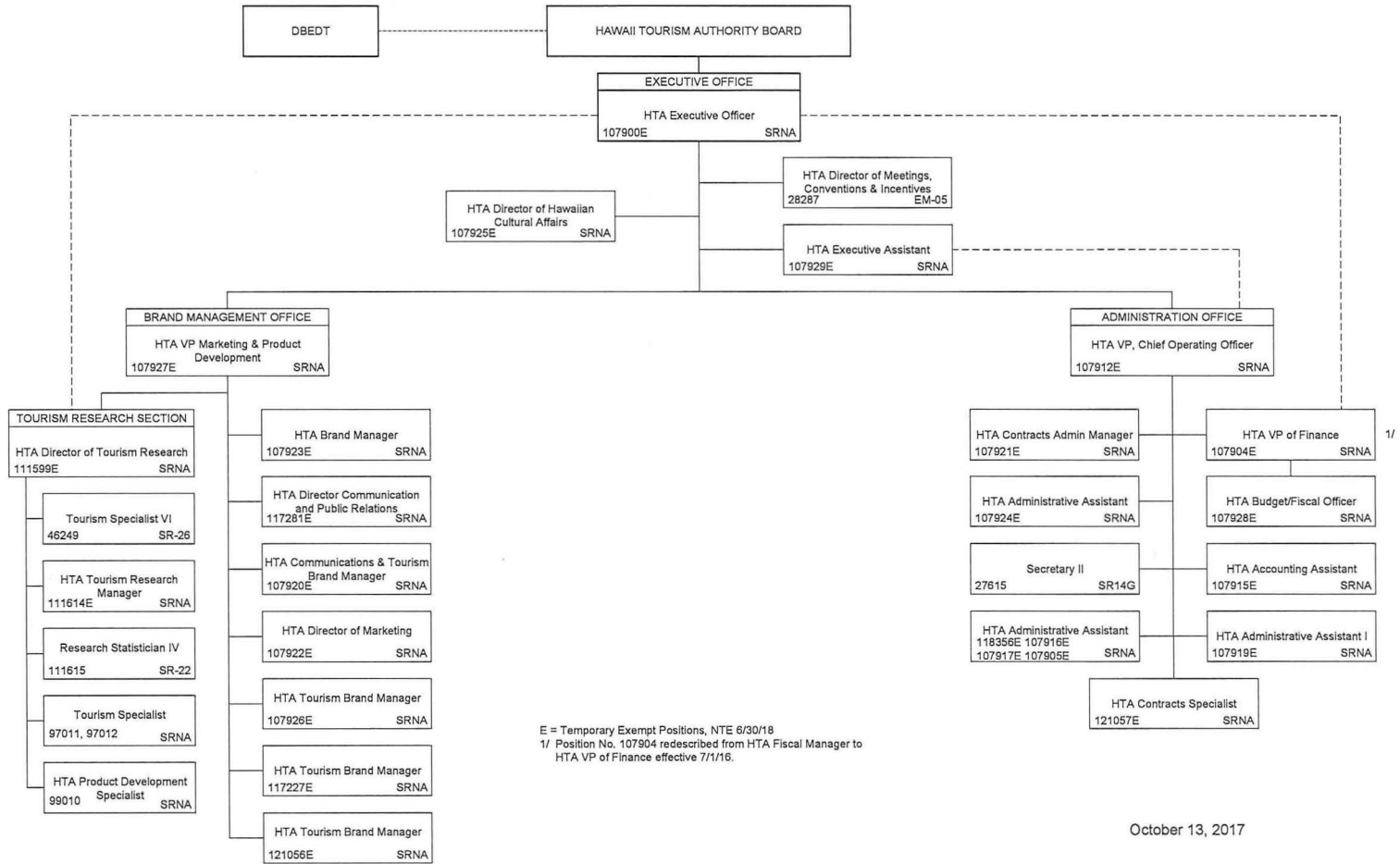
Kalbert K. Young, Director of Finance

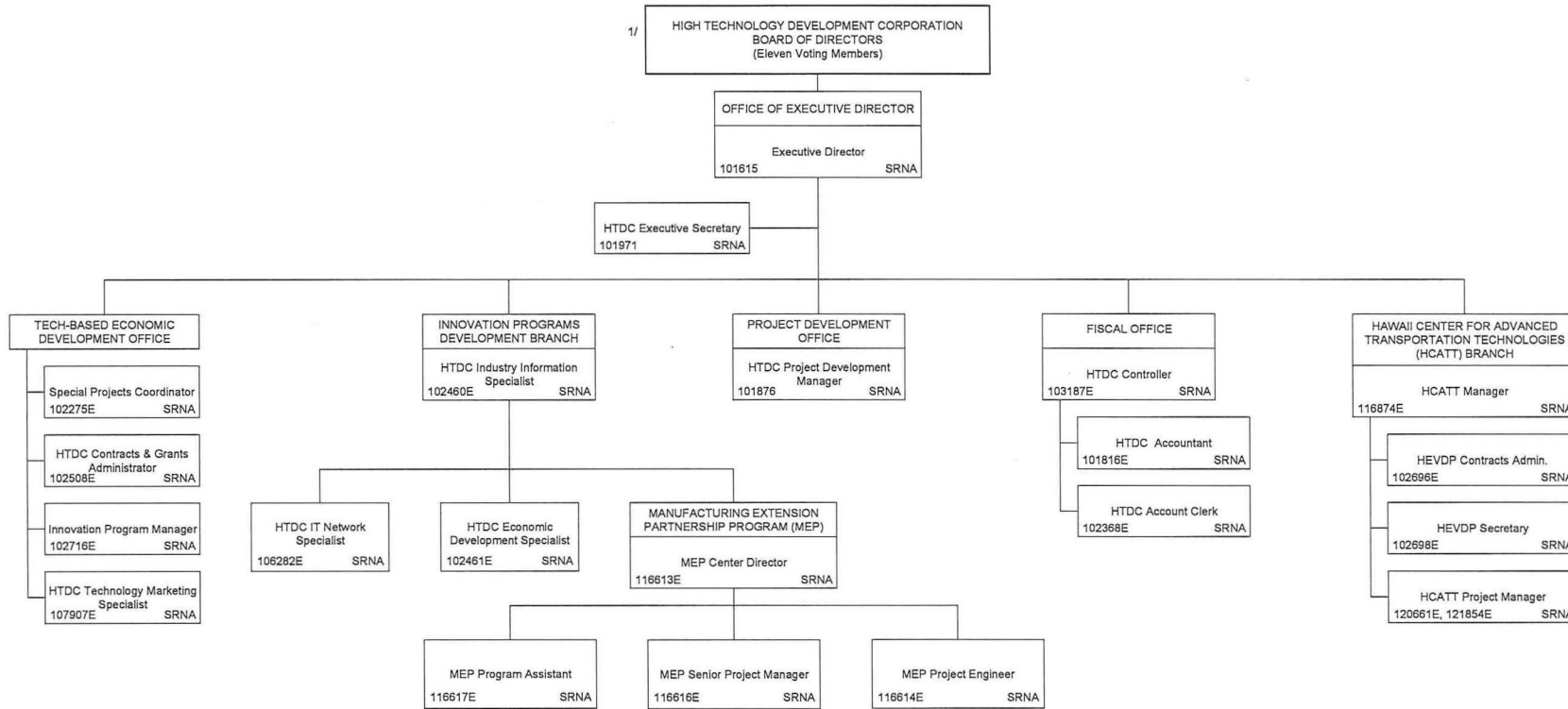
June 28, 2011

Date

POSITION ORGANIZATION CHART

PRESENT





E = Temporary Exempt Positions, NTE 6/30/18

1/ Program title changed to Hawaii Technology Development Corporation effective 7/3/17 (Act 69 SLH2017)

August 15, 2017

ACKNOWLEDGED

Acknowledged

Georgina K. Kawamura, Director of Finance

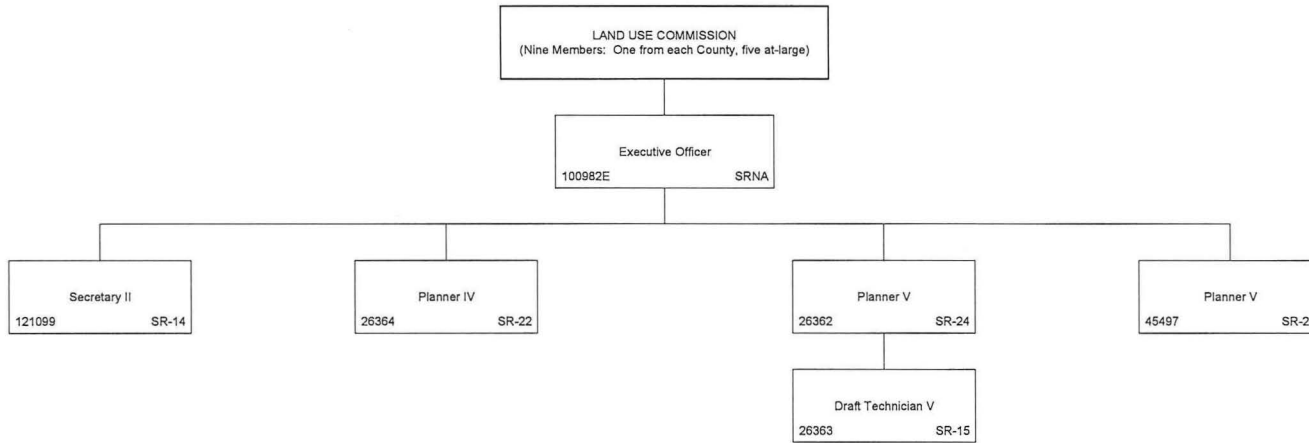
04/02/04

Date

STATE OF HAWAII
DEPARTMENT OF BUSINESS, ECONOMIC DEVELOPMENT & TOURISM
LAND USE COMMISSION

POSITION ORGANIZATION CHART

PRESENT



E = Temporary Exempt Positions, NTE 6/30/18

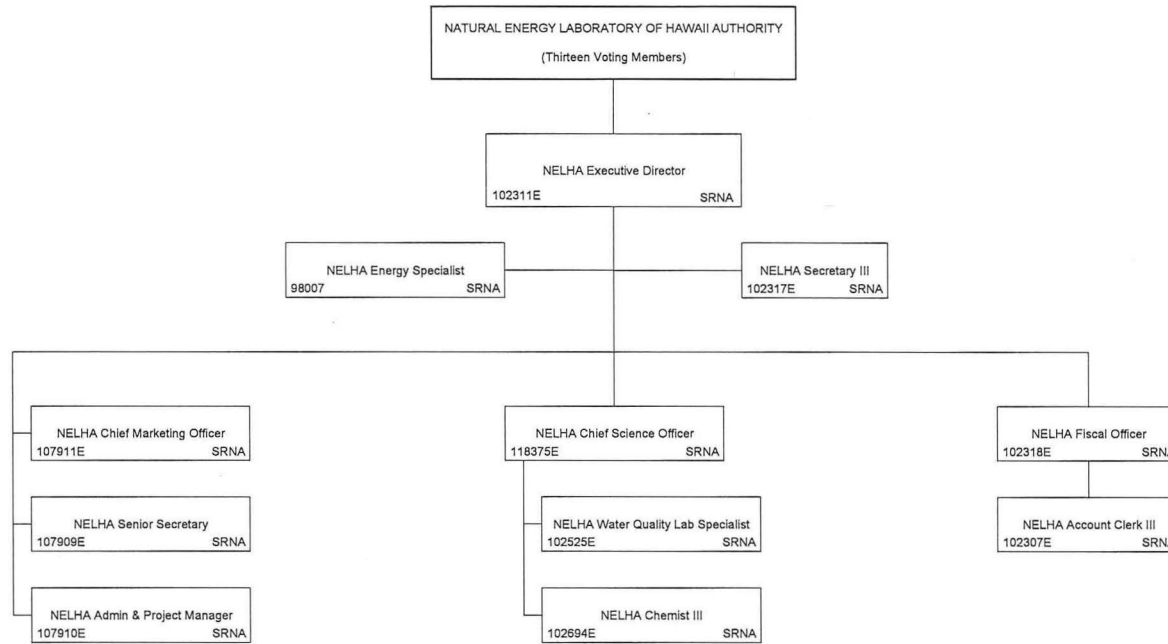
August 15, 2017

Georgina K. Kawamura, Director of Finance

Date

POSITION ORGANIZATION CHART

PRESENT



E = Temporary Exempt Positions, NTE 6/30/18
CEROS Positions were abolished 07/2003 and page removed.

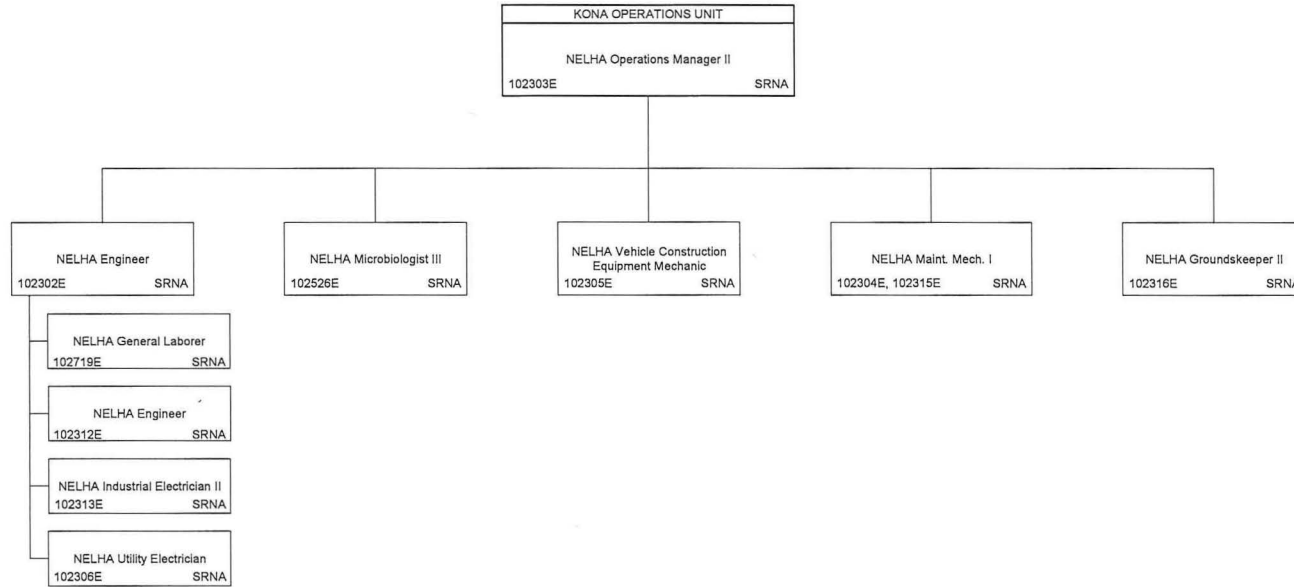
October 12, 2017

Georgina K. Kawamura, Director of Finance

Date

POSITION ORGANIZATION CHART

PRESENT



E = Temporary Exempt Positions, NTE 6/30/18

August 3, 2017

ACKNOWLEDGED

ACKNOWLEDGED

Georgina K. Kawamura, Director of Finance

April 2, 2004

Date

STATE OF HAWAII
DEPARTMENT OF BUSINESS, ECONOMIC DEVELOPMENT & TOURISM
OFFICE OF PLANNING

ORGANIZATION CHART

PRESENT



September 16, 2002

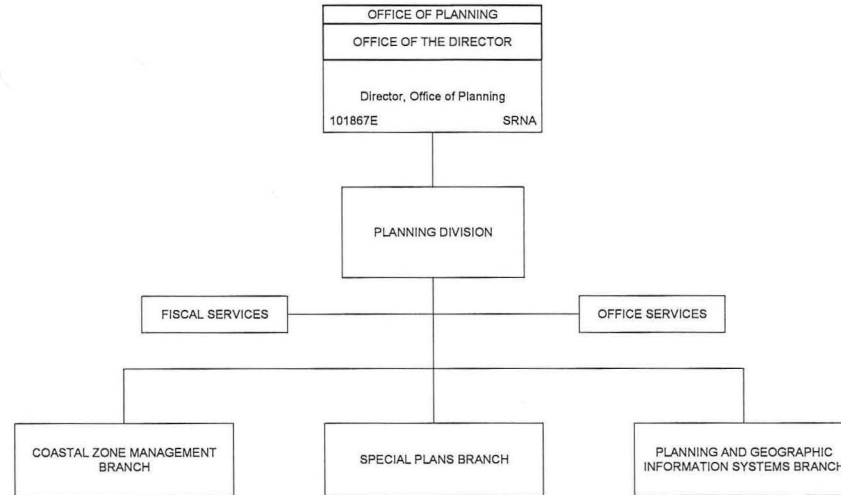
ACKNOWLEDGED

Acknowledged
Georgina K. Kawamura, Director of Finance

4/2/04
Date

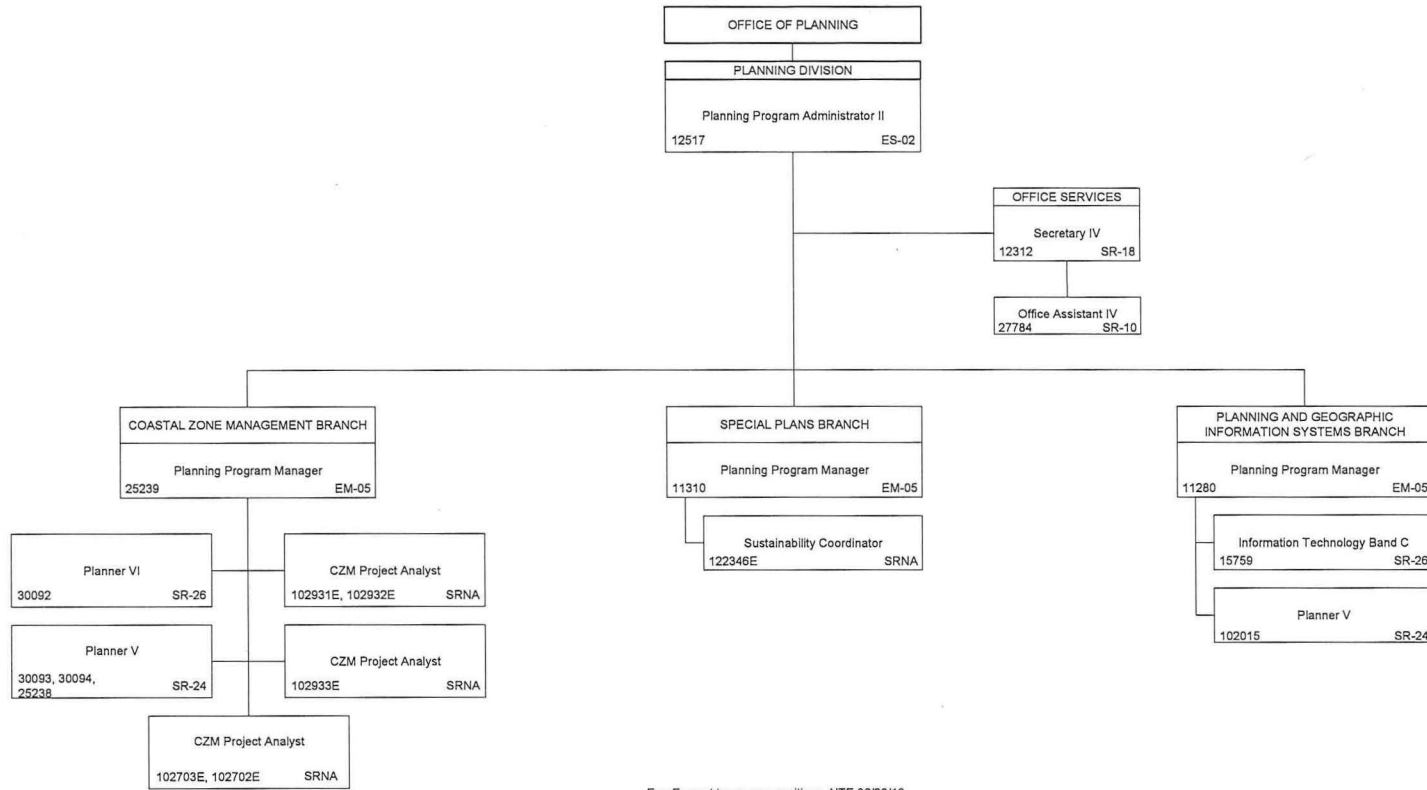
STATE OF HAWAII
DEPARTMENT OF BUSINESS, ECONOMIC DEVELOPMENT & TOURISM
OFFICE OF PLANNING

POSITION ORGANIZATION CHART
PRESENT



August 15, 2016

E = Temporary Exempt Positions, NTE 6/30/18



E = Exempt temporary positions, NTE 06/30/18

October 12, 2017

ACKNOWLEDGED

ACKNOWLEDGED

Georgina K. Kawamura, Director of Finance

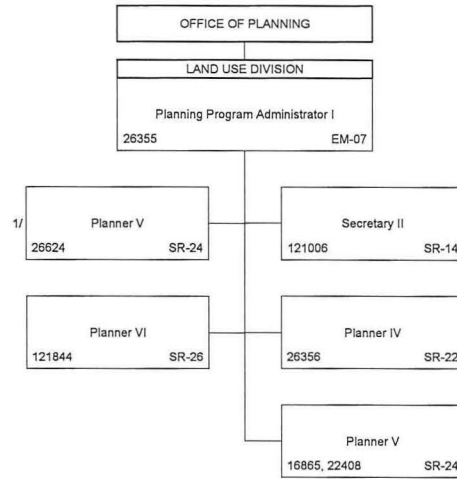
April 2, 2004

Date

STATE OF HAWAII
DEPARTMENT OF BUSINESS, ECONOMIC DEVELOPMENT & TOURISM
OFFICE OF PLANNING

POSITION ORGANIZATION CHART

PRESENT



1/ NTE=9/30/18

August 7, 2017

Department of Business, Economic Development and Tourism
FY17 Appropriation Status

Table A

Act/YR	ProgID	Seq No.	Description	Comments	MOF	FY17 Appropriation			Amount used as of June 30, 2017			Comments
						Perm. Pos.	Temp. Pos.	Amount	Perm. Pos.	Temp. Pos.	Amount	
124/2016	BED100	100001	SUPPLEMENTAL REQUEST: ADD FUNDS FOR OPERATIONAL AND PROGRAMMATIC EXPENSES FOR BEIJING AND TAIPEI OFFICES (BED100/SM).	LEGISLATURE CONCURS. DETAIL OF GOVERNOR'S REQUEST: CONTRACT PERSONNEL (45,000) OPERATING/OFFICE EXPENSES (45,000)	A	0	0	\$ 90,000			\$ 90,000	Funds utilized for Taipei and Beijing Offices
124/2016	BED105	100001	SUPPLEMENTAL REQUEST: ADD FUNDS FOR STATEWIDE FILM PROGRAM FOR CREATIVE INDUSTRIES DIVISION (BED105/CI).	LEGISLATURE DOES NOT CONCUR. REDUCE 45,000 IN GENERAL FUNDS FOR HAWAII FILM OFFICE OPERATING, BUSINESS, DEVELOPMENT AND MARKETING EXPENSE AND ADD 30,000 IN SPECIAL FUNDS FOR REPAIR AND MAINTENANCE. FROM TOURISM SPECIAL FUND. DETAIL OF ADJUSTED GOVERNOR'S REQUEST: HAWAII FILM STUDIO ANNUAL REPAIR AND MAINTENANCE (30,000A/30,000B)	A	0	0	\$ 30,000			\$ 30,000	Funds utilized for Hawaii Film Office
124/2016	BED105	100001	SUPPLEMENTAL REQUEST: ADD FUNDS FOR STATEWIDE FILM PROGRAM FOR CREATIVE INDUSTRIES DIVISION (BED105/CI).	LEGISLATURE DOES NOT CONCUR. REDUCE 45,000 IN GENERAL FUNDS FOR HAWAII FILM OFFICE OPERATING, BUSINESS, DEVELOPMENT AND MARKETING EXPENSE AND ADD 30,000 IN SPECIAL FUNDS FOR REPAIR AND MAINTENANCE. FROM TOURISM SPECIAL FUND. DETAIL OF ADJUSTED GOVERNOR'S REQUEST: HAWAII FILM STUDIO ANNUAL REPAIR AND MAINTENANCE (30,000A/30,000B)	B	0	0	\$ 30,000			\$ 30,000	Funds utilized for Hawaii Film Office
124/2016	BED105	2000001	LEGISLATIVE ADJUSTMENT: ADD FUNDS FOR CREATIVE INDUSTRIES DIVISION FOR CREATIVE LAB PROGRAM (BED105/CI).	DETAIL OF LEGISLATIVE ADJUSTMENT: NEIGHBOR ISLAND EXPANSION (50,000) ANIMATION LAB PROGRAM (50,000) SEE PROVISO IN HB1700 CD1 SECTION 4.1.	A	0	0	\$ 100,000			\$ 100,000	Funds used to expand Creative Lab to Neighbor Islands and the animation lab program.

Department of Business, Economic Development and Tourism
FY17 Appropriation Status

Table A

Act/YR	ProgID	Seq No.	Description	Comments	MOF	FY17 Appropriation			Amount used as of June 30, 2017			Comments
						Perm. Pos.	Temp. Pos.	Amount	Perm. Pos.	Temp. Pos.	Amount	
124/2016	BED120	3000001	LEGISLATIVE ADJUSTMENT: ADD FUNDS FOR ENERGY STUDY TO EVALUATE ALTERNATIVE UTILITY AND REGULATORY MODELS.	DETAIL OF LEGISLATIVE ADJUSTMENT: ENERGY STUDY (1,200,000) \$1,200,000 NON-RECURRING. SEE PROVISO IN HB1700 CD1 SECTION 7.1.	A	0	0	\$ 1,200,000			\$ 970,766	Contracted with London Economics Intl to study alternative utility models
124/2016	BED128	101001	SUPPLEMENTAL REQUEST: ADD FUNDS FOR UNMANNED AERIAL SYSTEMS TEST SITE FOR OFFICE OF AEROSPACE DEVELOPMENT (BED128/OA).	LEGISLATURE DOES NOT CONCUR. DESIGNATE AS NON-RECURRING. DETAIL OF ADJUSTED GOVERNOR'S REQUEST: SERVICES - FEE BASIS (150,000) \$150,000 NON-RECURRING.	A	0	0	\$ 150,000			\$ 150,000	Contracted with RCUH to implement the unmanned aerial systems test site
124/2016	BED128	103001	SUPPLEMENTAL REQUEST: ADD FUNDS FOR PART-TIME TEACHERS FOR CHALLENGER SPACE CENTER (BED128/OA).	LEGISLATURE CONCURS. DETAIL OF GOVERNOR'S REQUEST: OTHER CURRENT EXPENSES TO SUPPORT TWO PART-TIME TEACHERS (15,585)	A	0	0	\$ 15,585			\$ 15,585	Funds used to support Challenger Space Center
124/2016	BED130	100001	SUPPLEMENTAL REQUEST: ADD (0.96) TEMPORARY POSITION AND FUNDS FOR STUDENT INTERNS FOR ECONOMIC PLANNING AND RESEARCH (BED130/FA).	LEGISLATURE CONCURS. DETAIL OF GOVERNOR'S REQUEST: (0.96) STUDENT INTERN (#917005, #917006; 8,472 EACH) COMPUTERS AND SOFTWARE (2,000) 6-MONTH DELAY IN HIRE. \$2,000 NON-RECURRING.	A	0	0	\$ 18,944			\$ 4,700	Hired two position in April 2017
124/2016	BED130	3000001	LEGISLATIVE ADJUSTMENT: ADD FUNDS FOR REAL PROPERTY TAX STUDY.	DETAIL OF LEGISLATIVE ADJUSTMENT: REAL PROPERTY TAX STUDY (100,000) \$100,000 NON-RECURRING. SEE PROVISO IN HB1700 CD1 SECTION 33.1.	A	0	0	\$ 100,000			-	Did not utilize these funds as work was done in- house

Department of Business, Economic Development and Tourism
FY17 Appropriation Status

Table A

Act/YR	ProgID	Seq No.	Description	Comments	MOF	FY17 Appropriation			Amount used as of June 30, 2017			Comments
						Perm. Pos.	Temp. Pos.	Amount	Perm. Pos.	Temp. Pos.	Amount	
124/2016	BED142	100001	SUPPLEMENTAL REQUEST: ADD (1) TEMPORARY POSITION AND FUNDS FOR HAWAII BROADBAND INITIATIVE (BED142/AA).	LEGISLATURE CONCURS. DETAIL OF GOVERNOR'S REQUEST: (1) TEMPORARY HAWAII BROADBAND INITIATIVE COORDINATOR (#917012; 90,000) OPERATING EXPENSES (10,000)	A	0	0	\$ 100,000			\$ 84,500	Positioned filled for most of FY2017
124/2016	BED142	1100001	LEGISLATIVE ADJUSTMENT: ADD FUNDS FOR VACATION PAYOUT.	DETAIL OF LEGISLATIVE ADJUSTMENT: VACATION PAYOUT (295,517)	A	0	0	\$ 295,517			\$ 220,538	Utilized most of the vacation payout
124/2016	BED142	3000001	LEGISLATIVE ADJUSTMENT: ADD (1) POSITION AND FUNDS FOR A SPECIAL ASSISTANT TO THE DIRECTOR.	DETAIL OF LEGISLATIVE ADJUSTMENT: (1) EXECUTIVE ASSISTANT (100,000)	A	1	0	\$ 100,000			-	B&F froze position for FY2017
124/2016	BED144	100001	SUPPLEMENTAL REQUEST: ADD (1) TEMPORARY POSITION AND FUNDS FOR SUSTAINABILITY COORDINATOR (BED144/PL).	LEGISLATURE CONCURS. DETAIL OF GOVERNOR'S REQUEST: (1) TEMPORARY SUSTAINABILITY COORDINATOR (#917016; 91,000)	A	0	1	\$ 91,000		1.00	\$ 3,792	Hired position in June, 2017
124/2016	BED145	100001	SUPPLEMENTAL REQUEST: ADD FUNDS FOR HI GROWTH INITIATIVE FOR HAWAII STRATEGIC DEVELOPMENT CORPORATION (BED145/VC).	LEGISLATURE DOES NOT CONCUR. REDUCE 4,000,000 IN GENERAL FUNDS FOR GENERAL FUND INFUSION AND 4,000,000 IN REVOLVING FUNDS FOR REVOLVING FUND CEILING INCREASE. DETAIL OF ADJUSTED GOVERNOR'S REQUEST: GENERAL FUND INFUSION (1,000,000) REVOLVING FUND CEILING INCREASE (1,000,000) \$2,000,000 NON-RECURRING.	A	0	0	\$ 1,000,000			-	Due to conflicting language in the appropriation bill, the funds were not released and funds lapsed

Department of Business, Economic Development and Tourism
FY18 Appropriation Status

Table A

Act/YR	ProgID	Seq No.	Description	Comments	MOF	FY18 Appropriation			Amount used as of Nov 30			Comments
						- Perm. Pos.	- Temp. Pos.	Amount	Temp. Pos.	Perm. Pos.	Amount	
49/2017	BED103	100001	EXECUTIVE REQUEST: ADD (1) PERMANENT POSITION AND FUNDS FOR COMPLIANCE WITH DECISIONS AND ORDERS OF LAND USE COMMISSION (BED103/DA).	LEGISLATURE CONCURS. DETAIL OF GOVERNOR'S REQUEST: (1) PERM PLANNER IV SR22 (#98001B; FY18: 25,386; FY19: 50,772) 6-MONTH DELAY IN HIRE.	A	1	0	\$ 25,386			-	Awaiting 1/2 year deferral before starting the hiring process.
49/2017	BED107	100001	EXECUTIVE REQUEST: ADD FUNDS FOR FACILITY MAINTENANCE AND OPERATIONS (BED107/BA).	LEGISLATURE CONCURS. FROM FOREIGN-TRADE ZONE SPECIAL FUND. DETAIL OF GOVERNOR'S REQUEST: VARIOUS REPAIRS AND MAINTENANCE, REFUSE COLLECTION, JANITORIAL AND OFFICE SUPPLIES, SPECIAL ASSESSMENT, OTHER AND INFLATION FACTOR (100,000)	B	0	0	\$ 100,000			\$ 45,000	FTZ is utilizing the funds to cover the additional operational costs of the new facility. Additional rental income more than covers this additional cost.
49/2017	BED120	102001	EXECUTIVE REQUEST: ADD FUNDS FOR REPAYMENT OF GREEN ENERGY MARKET SECURITIZATION BONDS (BED120/SI).	LEGISLATURE DOES NOT CONCUR. REDUCE \$7,700,000 IN SPECIAL FUNDS IN EACH FY. DETAIL OF ADJUSTED GOVERNOR'S REQUEST: HAWAII GREEN INFRASTRUCTURE BOND FUND (13,300,000)	B	0	0	\$ 13,300,000			\$ 6,600,000	Continued payments made twice a year; first increment paid.
49/2017	BED128	1001001	LEGISLATIVE ADJUSTMENT: ADD FUNDS FOR FEASIBILITY AND BENEFITS STUDY FOR ESTABLISHING A SMALL SATELLITE LAUNCH AND PROCESSING FACILITY IN THE STATE.	DETAIL OF LEGISLATIVE ADJUSTMENT: FEASIBILITY AND BENEFITS STUDY (250,000)	A	0	0	\$ 250,000			\$ 225,000	Contracted with RCUH
49/2017	BED128	1002001	LEGISLATIVE ADJUSTMENT: ADD FUNDS FOR A MARKET ASSESSMENT AND FEASIBILITY STUDY FOR THE DEVELOPMENT OF A BASALT FIBER MANUFACTURING PLANT IN HAWAII.	DETAIL OF LEGISLATIVE ADJUSTMENT: MARKET ASSESSMENT AND FEASIBILITY STUDY (200,000)	A	0	0	\$ 200,000			\$ 180,000	Contracted with RCUH

Department of Business, Economic Development and Tourism
FY18 Appropriation Status

Table A

Act/YR	ProgID	Seq No.	Description	Comments	MOF	FY18 Appropriation			Amount used as of Nov 30			Comments
						- Perm. Pos.	- Temp. Pos.	Amount	Temp. Pos.	Perm. Pos.	Amount	
49/2017	BED130	100001	EXECUTIVE REQUEST: ADD (1) PERMANENT POSITION AND FUNDS FOR ECONOMIC RESEARCH (BED130/FA).	LEGISLATURE CONCURS. DETAIL OF GOVERNOR'S REQUEST: (1) PERM ECONOMIST VI (#98011B; FY18: 28,584; FY19: 57,168) 6-MONTH DELAY IN HIRE.	A	1	0	\$ 28,584			-	Awaiting 1/2 year deferral before starting the hiring process.
49/2017	BED142	2000001	LEGISLATIVE ADJUSTMENT: ADD (1) PERMANENT POSITION AND FUNDS FOR SMALL BUSINESS REGULATORY REVIEW BOARD (BED142/AA).	LEGISLATURE CONCURS. DETAIL OF LEGISLATIVE ADJUSTMENT: (1) PERM ADMINISTRATIVE ASSISTANT (FY18: 14,000; FY19: 28,000) 6-MONTH DELAY IN HIRE.	A	1	0	\$ 14,000			-	Awaiting 1/2 year deferral before starting the hiring process.
49/2017	BED143	100001	EXECUTIVE REQUEST: ADD (0.5) TEMPORARY POSITION AND FUNDS FOR A CHIEF OPERATING OFFICER/INDUSTRY SPECIALIST (BED143/TE).	LEGISLATURE CONCURS. DETAIL OF GOVERNOR'S REQUEST: (0.5) TEMP CHIEF OPERATING OFFICER/INDUSTRY INFORMATION SPECIALIST (#102460; FY18: 23,750; FY19: 47,500) 6-MONTH DELAY IN HIRE.	B	0	0.5	\$ 23,750			-	Awaiting 1/2 year deferral before starting the hiring process.
49/2017	BED143	101001	EXECUTIVE REQUEST: ADD (0.5) TEMPORARY POSITION AND FUNDS FOR A SPECIAL PROJECTS COORDINATOR (BED143/TE).	LEGISLATURE CONCURS. DETAIL OF GOVERNOR'S REQUEST: (0.5) TEMP SPECIAL PROJECTS COORDINATOR (#102275; FY18: 16,250; FY19: 32,500) 6-MONTH DELAY IN HIRE.	B	0	0.5	\$ 16,250		0.50	9,479	Position hired on Sept 19,2017, with additional three and a half months funding covered by Special Funds.
49/2017	BED143	1000001	LEGISLATIVE ADJUSTMENT: ADD FUNDS FOR EXCELERATOR PROGRAM.	LEGISLATURE CONCURS. DETAIL OF LEGISLATIVE ADJUSTMENT: EXCELERATOR PROGRAM (1,000,000)	A	0	0	\$ 1,000,000			175,000	Grants awarded and encumbered. Balance will be paid out as milestones are met.
49/2017	BED143	3000001	LEGISLATIVE ADJUSTMENT: ADD FUNDS FOR MANUFACTURING DEVELOPMENT PROGRAM.	LEGISLATURE CONCURS. DETAIL OF LEGISLATIVE ADJUSTMENT: MANUFACTURING DEVELOPMENT PROGRAM (1,000,000)	A	0	0	\$ 1,000,000			186,516	Review of applicants ongoing. All monies to be awarded in FY18.
49/2017	BED143	3001001	LEGISLATIVE ADJUSTMENT: ADD FUNDS FOR HAWAII SMALL BUSINESS INNOVATION RESEARCH PROGRAM.	LEGISLATURE CONCURS. DETAIL OF LEGISLATIVE ADJUSTMENT: SMALL BUSINESS INNOVATION RESEARCH PROGRAM (1,000,000)	A	0	0	\$ 1,000,000			-	Currently reviewing applicants. All monies to be awarded in FY18.

Department of Business, Economic Development and Tourism
FY18 Appropriation Status

Table A

Act/YR	ProgID	Seq No.	Description	Comments	MOF	FY18 Appropriation			Amount used as of Nov 30			Comments
						- Perm. Pos.	- Temp. Pos.	Amount	Temp. Pos.	Perm. Pos.	Amount	
49/2017	BED144	100001	EXECUTIVE REQUEST: ADD (1) TEMPORARY POSITION AND FUNDS FOR SPECIAL ACTION TEAM ON AFFORDABLE RENTAL HOUSING (BED144/PL).	LEGISLATURE CONCURS. DETAIL OF GOVERNOR'S REQUEST: (1) TEMP PLANNER V (#98022B; FY18: 27,618; FY19: 55,236) 6-MONTH DELAY IN HIRE.	A	0	1	\$ 27,618			-	Awaiting 1/2 year deferral before starting the hiring process.
	BED150	150001	EXECUTIVE REQUEST: ADD (19) PERMANENT POSITIONS AND FUNDS FOR CAPITAL IMPROVEMENT PROJECTS (BED150/KA).	LEGISLATURE DOES NOT CONCUR. REDUCE \$604,000 IN GENERAL FUNDS IN FY18; CHANGE MEANS OF FINANCING FOR (19) PERMANENT POSITIONS AND FUNDS FROM GENERAL FUNDS TO REVOLVING FUNDS IN FY19. DETAIL OF ADJUSTED GOVERNOR'S REQUEST: (1) PERM PROGRAM SPECIALIST IV (#101074) (2) PERM PROJECT MANAGEMENT ENGINEER (#101826, #101827) (1) PERM ADMINISTRATIVE SERVICES OFFICER (#102039) (3) PERM ASSET MANAGEMENT SPECIALIST (#102040, #102081, #117843) (3) PERM PROGRAM SPECIALIST V (#101059, #102051, #102052) (2) PERM SECRETARY (#102079, #102080) (2) PERM SENIOR ACCOUNT CLERK (#102082, #118102) (1) PERM ACCOUNT CLERK (#102468) (1) PERM DIRECTOR OF PLANNING AND	A	19	0	\$ 846,000			-	Anticipated to use the funds in the third and fourth quarter of this fiscal year. Utilizing the carryover funds for the first two quarters.

Department of Business, Economic Development and Tourism
Overpayments as of November 30, 2017

Table B

<u>Position Title DBEDT Overpay - ments as of November 30, 2017</u>	<u>Date of Over- payment</u>	<u>Gross Amount Overpaid</u>	<u>Amount Recovered</u>	<u>Balance</u>	<u>Category</u>				<u>Reason for Overpayment</u>	<u>Referred to Attorney General</u>	<u>Department policy to recover overpayments</u>
					<u>Employed Occurred > 2 Years</u>	<u>Employed Occurred < 2 Years</u>	<u>Not Employed Occurred > 2 Years</u>	<u>Not Employed Occurred < 2 Years</u>			
NELHA Chemist III	1/20/2010, 2/5/2010 & 2/19/2010	\$ 3,635.33	\$ 1,753.76	\$ 1,881.57			1881.57		Late notification of his separation by the employing agency	Yes	See attachment

Department of Business, Economic Development and Tourism
 Incentive and Service Awards for FY16-18

Table C

<u>Position Title</u>	<u>Date of Award</u>	<u>Incentive Award Amount</u>	<u>Reason for Award</u>	<u>How many times has this person received this award?</u>	<u>Department policy/standards for giving awards</u>			
Information Technol Spclt IV	8/20/2015	\$ 55.00	Years of Service	1	http://files.hawaii.gov/dbedt/annuals/dbedt-isap.pdf			
Housing Sales Coordinator III	8/20/2015	\$ 55.00	Years of Service	1				
Office Assistant III	8/20/2015	\$ 55.00	Years of Service	1				
Ftz Operations Supervisor II	8/20/2015	\$ 55.00	Years of Service	1				
NELHA Maintenance Mechanic I	8/20/2015	\$ 55.00	Years of Service	1				
NELHA Utility Electrician	8/20/2015	\$ 55.00	Years of Service	1				
Office Assistant III	8/20/2015	\$ 55.00	Years of Service	1				
HTA Contracts & Admin Mgr	8/20/2015	\$ 65.00	Years of Service	1				
Housing Development Spclt III	8/20/2015	\$ 65.00	Years of Service	1				
Film Industry Dev Spclt V	8/20/2015	\$ 65.00	Years of Service	1				
Information Technol Spclt V	8/20/2015	\$ 65.00	Years of Service	1				
Planner V	8/20/2015	\$ 65.00	Years of Service	1				
HTDC ACCOUNTANT	8/20/2015	\$ 65.00	Years of Service	1				
Economics Research Admr	8/20/2015	\$ 65.00	Years of Service	1				
Personnel Clerk V	8/20/2015	\$ 65.00	Years of Service	1				
NELHA Executive Director	8/20/2015	\$ 75.00	Years of Service	1				
Housing Planner III	8/20/2015	\$ 75.00	Years of Service	1				
Housing Sales Coordinator II	8/20/2015	\$ 75.00	Years of Service	1				
Permitting Specialist	8/20/2015	\$ 300.00	Distinguished State Service	1				
Contracting Specialist	8/20/2015	\$ 100.00	Merit	1				
Energy Conversation Program Manager	8/20/2015	\$ 300.00	Mgr of the year	1				
Economist VI	8/20/2015	\$ 33.33	Sustained Superior Performance	1				
Sales & Counseling Section Chief	8/20/2015	\$ 33.33	Sustained Superior Performance	1				

Department of Business, Economic Development and Tourism
Incentive and Service Awards for FY16-18

Table C

<u>Position Title</u>	<u>Date of Award</u>	<u>Amount</u>	<u>Reason for Award</u>	<u>person received this award?</u>	<u>Department policy/standards for giving awards</u>			
Economic Research Administrator	8/20/2015	\$ 33.33	Sustained Superior Performance	1				
Energy Program Administ	8/20/2015	\$ 37.50	Team of the Year	1				
Energy Program Specialist	8/20/2015	\$ 37.50	Team of the Year	1				
Energy Program Specialist	8/20/2015	\$ 37.50	Team of the Year	1				
Energy Program Manager	8/20/2015	\$ 37.50	Team of the Year	1				
Energy Program Specialist	8/20/2015	\$ 37.50	Team of the Year	1				
Energy Program Assistant	8/20/2015	\$ 37.50	Team of the Year	1				
Energy Program Specialist	8/20/2015	\$ 37.50	Team of the Year	1				
Energy Analyst	8/20/2015	\$ 37.50	Team of the Year	1				
Economic Development S	3/10/2017	\$ 55.00	Years of Service	1				
HEVDP Contracts Admr	3/10/2017	\$ 55.00	Years of Service	1				
Energy Program Assistant	3/10/2017	\$ 55.00	Years of Service	1				
HTA Director of Marketin	3/10/2017	\$ 55.00	Years of Service	1				
MEP Center Director	3/10/2017	\$ 55.00	Years of Service	1				
Secretary III	3/10/2017	\$ 55.00	Years of Service	1				
HTA Admin Asst	3/10/2017	\$ 55.00	Years of Service	1				
Office Assistant V	3/10/2017	\$ 55.00	Years of Service	1				
NELHA General Laborer II	3/10/2017	\$ 55.00	Years of Service	1				
NELHA Chief Marketing O	3/10/2017	\$ 55.00	Years of Service	1				
Building Manager	3/10/2017	\$ 65.00	Years of Service	1				
Human Resources Spclt IV	3/10/2017	\$ 65.00	Years of Service	1				
Ftz Warehouse Worker	3/10/2017	\$ 75.00	Years of Service	1				
Account Clerk IV	3/10/2017	\$ 75.00	Years of Service	1				
Account Clerk IV	3/10/2017	\$ 75.00	Years of Service	1				
CZM POLICY ANALYST	3/10/2017	\$ 85.00	Years of Service	1				
Energy Program Administ	3/10/2017	\$ 85.00	Years of Service	1				
Energy Analyst	3/10/2017	\$ 85.00	Years of Service	1				
Research Statistician	3/10/2017	\$ 300.00	Distinguished State Service	1				
HTDC Project Developme	3/10/2017	\$ 300.00	Manager of the Year	1				
Housing Development Sp	3/10/2017	\$ 100.00	Merit	1				
Business Dev Prog Mgr	3/10/2017	\$ 20.00	Sustained Superior Performance	1				
HTDC Executive Secretary	3/10/2017	\$ 20.00	Sustained Superior Performance	1				
Economist V	3/10/2017	\$ 20.00	Sustained Superior Performance	1				
Planner VI	3/10/2017	\$ 20.00	Sustained Superior Performance	1				
Housing Planner III	3/10/2017	\$ 20.00	Sustained Superior Performance	1				
Energy Analyst	3/10/2017	\$ 20.00	Sustained Superior Performance	1				
Accountant IV	3/10/2017	\$ 20.00	Sustained Superior Performance	1				
Housing Planner IV	3/10/2017	\$ 20.00	Sustained Superior Performance	1				
Geographic Information S	3/10/2017	\$ 100.00	Team of the Year	1				

Department of Business, Economic Development and Tourism
Incentive and Service Awards for FY16-18

Table C

<u>Position Title</u>	<u>Date of Award</u>	<u>Amount</u>	<u>Reason for Award</u>	<u>person received this award?</u>	<u>Department policy/standards for giving awards</u>			
Geographic Information S	3/10/2017	\$ 100.00	Team of the Year	1				
Geographic Information S	3/10/2017	\$ 100.00	Team of the Year	1				
HTA Admin Assistant I	3/2/2018	\$ 55.00	Years of Service	1				
Housing Finance Specialis	3/2/2018	\$ 55.00	Years of Service	1				
HCDA Asset Mgmt. Specia	3/2/2018	\$ 55.00	Years of Service	1				
Office Assistant III	3/2/2018	\$ 55.00	Years of Service	1				
HCDA Sr Acct Clk	3/2/2018	\$ 55.00	Years of Service	1				
HCDA Director of Plng & t	3/2/2018	\$ 55.00	Years of Service	1				
NELHA Chief Science Offic	3/2/2018	\$ 55.00	Years of Service	1				
Secretary III	3/2/2018	\$ 65.00	Years of Service	1				
Property Mgmt Coord I	3/2/2018	\$ 65.00	Years of Service	1				
Economist VI	3/2/2018	\$ 65.00	Years of Service	1				
Economic Development S	3/2/2018	\$ 65.00	Years of Service	1				
Planner VI	3/2/2018	\$ 75.00	Years of Service	1				
Secretary III	3/2/2018	\$ 75.00	Years of Service	1				
Contract Officer	3/2/2018	\$ 300.00	Distinguished State Service	1				
Economist VI	3/2/2018	\$ 100.00	Special Act/Service Award	1				
Business Manager V	3/2/2018	\$ 300.00	State Manager of the Year	1				
Property Mgmt Coord I	3/2/2018	\$ 100.00	Sustained Superior Performance	1				
HCATT Manager	3/2/2018	\$ 60.00	Team of the Year	1				
HCATT Project Manager	3/2/2018	\$ 60.00	Team of the Year	1				
HCATT Project Manager	3/2/2018	\$ 60.00	Team of the Year	1				
HEVDP Contracts Admr	3/2/2018	\$ 60.00	Team of the Year	1				
HEVDP Secretary	3/2/2018	\$ 60.00	Team of the Year	1				

Department of Business, Economic Development and Tourism
Operational Expenditures FY15, FY16, FY17

Table D

<u>Prog ID</u>	<u>Sub- Org</u>	<u>FY</u>	<u>Description (Salary, Utility, Supplies, Other)</u>	<u>MOF</u>	<u>Budgeted Amount</u>	<u>Actual Amount</u>
BED100		2017	BOOTH SPACE RENTAL	A	-	54,802
BED100		2017	CAR MILEAGE	A	500	
BED100		2017	COMPUTER PROGRAMS/SOFTWARE	A	2,000	
BED100		2017	CONFERENCES & SEMINARS BY DBED	A	2,500	5,595
BED100		2017	DUES TO PROFESSIONAL ASSOCIATIONS	A	-	
BED100		2017	FREIGHT & DELIVERY CHARGES	A	-	851
BED100		2017	HONORARIUM/APPEARANCE FEES	A		2,400
BED100		2017	LANGUAGE TRANSLATION/ASSISTANCE SERVICES	A	-	13,827
BED100		2017	LIBRARY BOOKS, PUBLICATIONS & REPORTS	A	200	
BED100		2017	LIBRARY DATA SEARCH SERVICES	A	-	
BED100		2017	MARKETING/PROMOTION SERVICES	A	-	
BED100		2017	Mileage - CBED	A		31
BED100		2017	MISCELLANEOUS EXPENSES	A	153,143	6,346
BED100		2017	MOTOR POOL CARS	A	-	252
BED100		2017	Office of International Affairs	A	60,000	
BED100		2017	OFFICE SUPPLIES	A	2,000	26,292
BED100		2017	Office Supplies - CBED	A		10
BED100		2017	OPERATING TRANSFER TO SPECIAL FUND	A	20,000	35,000
BED100		2017	Other Econ Dev Mktg Expenses	A	-	
BED100		2017	Other Operating Expenses - CBED	A		50
BED100		2017	OTHER RENTALS	A	-	9,121
BED100		2017	OTHER SUPPLIES	A	-	
BED100		2017	OTHER TRAVEL EXPENSES	A	-	
BED100		2017	OUT-SERVICE TRAINING & REGISTRATION FEES	A	1,500	375
BED100		2017	Payroll	A	773,955	767,838
BED100		2017	PHOTOGRAPHIC SERVICES	A		2,495
BED100		2017	Postage - CBED	A		82
BED100		2017	POSTAGE & MAILING SERVICES	A	1,000	5,630
BED100		2017	Printing - CBED	A	-	
BED100		2017	PRINTING & BINDING	A	1,000	28,047

Department of Business, Economic Development and Tourism
Operational Expenditures FY15, FY16, FY17

Table D

BED100	2017	PROJECT/PROGRAM EXPENSES	A	-	823
BED100	2017	PROMOTIONAL MEETING EXPENSES, OUT-OF-STATE OFFICES	A	-	
BED100	2017	PROTOCOL FUND - GIFTS	A	-	
BED100	2017	RENTAL OF COPY MACHINE	A	12,500	6,364
BED100	2017	RENTAL OF LAND & BUILDING	A		0
BED100	2017	RENTAL OF OTHER EDP EQUIPMENT	A	-	-
BED100	2017	REPAIR & MAINTENANCE - OFFICE EQUIPMENT	A	250	
BED100	2017	SERVICES ON A FEE BASIS	A	-	100,224
BED100	2017	SMALL BUSINESS INNOVATION & RESEARCH (SBIR) AWARDS	A	-	
BED100	2017	SPECIAL PROGRAM COSTS	A	79,302	180,000
BED100	2017	State Trade Export Program	A	250,000	
BED100	2017	SUBSCRIPTIONS	A	500	125
BED100	2017	Subsistence Allow Interstate	A	-	60
BED100	2017	SUBSISTENCE ALLOWANCE, INTRASTATE	A	500	2,347
BED100	2017	Subsistence Allowance, Intrastate - CBED	A	-	330
BED100	2017	SUBSISTENCE ALLOWANCE, OUT-OF-STATE	A	-	41,685
BED100	2017	TELEPHONE & TELEGRAPH	A	10,000	8,305
BED100	2017	TRADE SHOW/PRODUCT PROMOTION SUPPLIES	A	-	364
BED100	2017	Transport Intra-State	A	-	
BED100	2017	TRANSPORTATION, INTRASTATE	A	500	5,318
BED100	2017	Transportation, Intrastate - CBED	A	-	111
BED100	2017	TRANSPORTATION, OUT-OF-STATE	A	-	15,927
BED100	2017	TRANSPORTATION. INTRASTATE, NON-EMPLOYEE	A		400
BED100	2017	TV CABLE SERVICES	A	-	1,642
BED100	2017	BOOTH SPACE RENTAL	P		92,205
BED100	2017	MARKETING/PROMOTION SERVICES	P		495
BED100	2017	MISCELLANEOUS EXPENSES	P		
BED100	2017	SERVICES ON A FEE BASIS	P		304,178
BED100	2017	SUBSISTENCE ALLOWANCE, OUT-OF-STATE	P		6,295
BED100	2017	TRANSPORTATION, OUT-OF-STATE	P		1,137
BED100	2017	HAWAII COMMUNITY BASED DEVELOPMENT LOANS	W	-	26,122

Department of Business, Economic Development and Tourism
Operational Expenditures FY15, FY16, FY17

Table D

BED100	2017	MISCELLANEOUS EXPENSES	W	1,100,000	273
BED100	2017	Other Operating Expenses - CBED	W	721,915	
BED100	2017	PERSONAL SERVICES RENDERED BY OTHER STATE AGENCIES (STATE EMPLOYEES)	W		10
BED100	2017	Subsistence Allow Interstate	W		20
BED100	2017	Subsistence Allowance, Intrastate - CBED	W		20
BED100	2017	Transport Intra-State	W		8
BED103	2017	BANK SERVICE FEES	A	-	
BED103	2017	BLUEPRINTING SERVICES	A	500	
BED103	2017	BOARDS & COMMISSIONS EXPENDITURES	A	150	94
BED103	2017	CABLES & WIRING SERVICES - EDP	A	300	
BED103	2017	CAR MILEAGE	A	554	460
BED103	2017	CAR MILEAGE - BOARD & COMMISSION MEMBERS	A	1,512	1,247
BED103	2017	CAR RENTAL, NON-EMPLOYEE	A	5,833	109
BED103	2017	COMPUTER PAPER & SUPPLIES	A	666	1,595
BED103	2017	COMPUTER PROGRAMS/SOFTWARE	A	1,000	
BED103	2017	COPY MACHINE PAPER & SUPPLIES	A	700	(70)
BED103	2017	COURT REPORTER FEES	A	23,703	3,468
BED103	2017	DUES TO PROFESSIONAL ASSOCIATIONS	A		560
BED103	2017	HEARING OFFICER FEES	A	-	
BED103	2017	HIRE OF PASSENGER CARS	A	2,000	2,686
BED103	2017	INTEREST ON DELINQUENT PAYMENT	A	50	
BED103	2017	LEGAL NOTICES & CLASSIFIED ADS	A	500	1,004
BED103	2017	LEGAL SERVICES	A	-	
BED103	2017	LOCAL AREA NETWORK (LAN) COSTS	A	-	
BED103	2017	MISCELLANEOUS EXPENSES	A	200	10,112
BED103	2017	MOTOR POOL CARS	A	-	
BED103	2017	OFFICE EQUIPMENT & FURNISHINGS	A	-	18,875
BED103	2017	OFFICE SUPPLIES	A	2,612	2,075
BED103	2017	OTHER RENTALS	A	12,240	1,334
BED103	2017	OTHER SUPPLIES	A	-	
BED103	2017	OTHER TRAVEL EXPENSES	A	-	5,417
BED103	2017	OUT-SERVICE TRAINING & REGISTRATION FEES	A	4,800	20,080

Department of Business, Economic Development and Tourism
Operational Expenditures FY15, FY16, FY17

Table D

BED103	2017	Payroll	A	422,419	424,226
BED103	2017	PHOTOGRAPHIC SERVICES	A	-	
BED103	2017	POSTAGE & MAILING SERVICES	A	9,419	
BED103	2017	R & M - COPY MACHINE	A	250	
BED103	2017	RENTAL OF COPY MACHINE	A	5,000	3,974
BED103	2017	RENTAL OF OTHER OFFICE EQUIPMENT	A	800	2,591
BED103	2017	REPAIR & MAINTENANCE - EDP EQUIPMENT	A	3,200	
BED103	2017	REPAIR & MAINTENANCE - OFFICE EQUIPMENT	A	2,650	
BED103	2017	SERVICES ON A FEE BASIS	A	20,000	
BED103	2017	SUBSCRIPTIONS	A	450	455
BED103	2017	Subsistence Allow Intrastate	A	1,400	
BED103	2017	SUBSISTENCE ALLOWANCE, INTRASTATE	A	10,693	6,623
BED103	2017	SUBSISTENCE ALLOWANCE, INTRASTATE, NON-EMPLOYEE	A	17,441	6,863
BED103	2017	SUBSISTENCE ALLOWANCE, OUT-OF-STATE	A	700	16,493
BED103	2017	SUBSISTENCE, OUT-OF-STATE, NON-EMPLOYEE	A	-	5,046
BED103	2017	TELEPHONE & TELEGRAPH	A	2,227	6,631
BED103	2017	TRANSPORTATION, INTRASTATE	A	4,769	14,729
BED103	2017	TRANSPORTATION, OUT-OF-STATE	A	-	2,235
BED103	2017	TRANSPORTATION, OUT-OF-STATE, NON-EMPLOYEE	A	-	823
BED103	2017	TRANSPORTATION. INTRASTATE, NON-EMPLOYEE	A	35,848	23,515
BED105	2017	ADVERTISING	A	15,000	99,521
BED105	2017	ALARM SERVICES	A	-	416
BED105	2017	AWARDS	A	-	
BED105	2017	BOOTH SPACE RENTAL	A	10,000	12,600
BED105	2017	CAR MILEAGE	A	300	585
BED105	2017	COMPENSATION FEES	A		4,313
BED105	2017	COMPUTER PROGRAMS/SOFTWARE	A	750	1,006
BED105	2017	CONFERENCES & SEMINARS BY DBED	A	5,000	
BED105	2017	CONTRACTS & OTHER GOVERNMENT AGENCIES	A		10,000
BED105	2017	COPY MACHINE PAPER & SUPPLIES	A	450	228
BED105	2017	DUES TO PROFESSIONAL ASSOCIATIONS	A	150	1,010
BED105	2017	ELECTRICITY	A	1,500	1,890

Department of Business, Economic Development and Tourism
Operational Expenditures FY15, FY16, FY17

Table D

BED105	2017	FREIGHT & DELIVERY CHARGES	A	1,500	939
BED105	2017	HIRE OF PASSENGER CARS	A	500	
BED105	2017	HONORARIUM/APPEARANCE FEES	A	5,000	2,490
BED105	2017	INTEREST ON DELINQUENT PAYMENT	A	-	2,087
BED105	2017	JANITORIAL SUPPLIES	A	-	
BED105	2017	LEGAL NOTICES & CLASSIFIED ADS	A	100	
BED105	2017	LIBRARY BOOKS, PUBLICATIONS & REPORTS	A	300	240
BED105	2017	LOCAL AREA NETWORK (LAN) COSTS	A	300	
BED105	2017	MARKETING/PROMOTION SERVICES	A	9,000	
BED105	2017	MISCELLANEOUS EXPENSES	A	451,898	7,468
BED105	2017	OFFICE SUPPLIES	A	650	2,066
BED105	2017	OTHER RENTALS	A	-	19,373
BED105	2017	OTHER SUPPLIES	A	200	196
BED105	2017	OTHER SUPPLIES - GROUNDS & LANDSCAPE	A	-	96
BED105	2017	OUT-SERVICE TRAINING & REGISTRATION FEES	A	-	4,758
BED105	2017	Payroll	A	785,553	796,812
BED105	2017	PHOTOGRAPHIC SERVICES	A	1,500	49
BED105	2017	POSTAGE & MAILING SERVICES	A	150	1,078
BED105	2017	PRINTING & BINDING	A	1,000	9,088
BED105	2017	R & M - BLDGS & STRUC, ROUTINE MAINTENANCE	A	-	20,198
BED105	2017	R & M - COPY MACHINE	A	50	38
BED105	2017	R & M - GROUNDS, ROUTINE MAINTENANCE	A	-	
BED105	2017	R & M - MACH & EQPT, ROUTINE MAINTENANCE	A	500	35,513
BED105	2017	REFUSE COLLECTION SERVICES	A	-	3,194
BED105	2017	RENTAL OF COPY MACHINE	A	5,000	5,786
BED105	2017	RENTAL OF OTHER OFFICE EQUIPMENT	A	-	408
BED105	2017	REPAIR & MAINTENANCE - EDP EQUIPMENT	A	200	
BED105	2017	REPAIR & MAINTENANCE - OFFICE EQUIPMENT	A	100	135
BED105	2017	REPAIR & MAINTENANCE - POSTAGE MACHINE	A	-	94
BED105	2017	REPAIR & MAINTENANCE SUPPLIES	A	-	363
BED105	2017	REPAIR & MAINTENANCE SUPPLIES - BUILDINGS	A	-	3,256
BED105	2017	SECURITY & GUARD SERVICES	A		762
BED105	2017	SERVICES ON A FEE BASIS	A	3,000	208,252

Department of Business, Economic Development and Tourism
Operational Expenditures FY15, FY16, FY17

Table D

BED105	2017	SUBSCRIPTIONS	A	300	455
BED105	2017	SUBSISTENCE ALLOWANCE, INTRASTATE	A	1,000	1,375
BED105	2017	SUBSISTENCE ALLOWANCE, OUT-OF-STATE	A	2,000	20,462
BED105	2017	TELEPHONE & TELEGRAPH	A	1,000	15,950
BED105	2017	TRADE SHOW/PRODUCT PROMOTION SUPPLIES	A	2,000	
BED105	2017	TRANSPORTATION, INTRASTATE	A	1,500	1,098
BED105	2017	TRANSPORTATION, OUT-OF-STATE	A	1,800	6,985
BED105	2017	TV CABLE SERVICES	A	600	1,636
BED105	2017	WATER	A	-	1,042
BED105	2017	MISCELLANEOUS EXPENSES	B	\$ 30,000	
BED105	2017	OTHER RENTALS	B		22,320
BED105	2017	R & M - GROUNDS, ROUTINE MAINTENANCE	B		7,680
BED107	2017	ADVERTISING	B	8,000	
BED107	2017	ALARM SERVICES	B	32,000	15,568
BED107	2017	APPRAISAL FEES	B	-	
BED107	2017	AWARDS	B	200	514
BED107	2017	BANK SERVICE FEES	B	150	
BED107	2017	BLUEPRINTING SERVICES	B	500	
BED107	2017	BOOTH SPACE RENTAL	B	150	
BED107	2017	CAR MILEAGE	B	300	131
BED107	2017	COMPUTER PAPER & SUPPLIES	B	2,500	
BED107	2017	COMPUTER PROGRAMS/SOFTWARE	B	8,000	
BED107	2017	COMPUTER SERVICES (OTHER THAN STATE)	B	60,000	46,682
BED107	2017	CONTRACTS & OTHER GOVERNMENT AGENCIES	B	-	
BED107	2017	COPY MACHINE PAPER & SUPPLIES	B	350	(16)
BED107	2017	DUES TO PROFESSIONAL ASSOCIATIONS	B	2,000	1,600
BED107	2017	ELECTRICITY	B	285,802	207,212
BED107	2017	FREIGHT & DELIVERY CHARGES	B	300	9
BED107	2017	GAS	B	12,000	14,387
BED107	2017	HIRE OF PASSENGER CARS	B	400	51
BED107	2017	INSURANCE CLAIMS/REIMBURSEMENTS	B	1,000	
BED107	2017	INSURANCE PREMIUM EXPENSE	B	10,000	5,323
BED107	2017	INTEREST ON DELINQUENT PAYMENT	B	100	

Department of Business, Economic Development and Tourism
Operational Expenditures FY15, FY16, FY17

Table D

BED107	2017	JANITORIAL SERVICES	B	17,000	28,094
BED107	2017	JANITORIAL SUPPLIES	B	7,800	10,735
BED107	2017	LEGAL NOTICES & CLASSIFIED ADS	B	100	
BED107	2017	LIBRARY BOOKS, PUBLICATIONS & REPORTS	B	-	
BED107	2017	LOCAL AREA NETWORK (LAN) COSTS	B	800	
BED107	2017	MACHINERY & OTHER EQUIPMENT	B	-	
BED107	2017	MARKETING/PROMOTION SERVICES	B	5,000	17,192
BED107	2017	MISCELLANEOUS EXPENSES	B	2,000	2,257
BED107	2017	MOTOR VEHICLE GAS & OIL	B	800	515
BED107	2017	OFFICE BUILDING RENOVATION	B	-	
BED107	2017	OFFICE EQUIPMENT & FURNISHINGS	B	-	6,203
BED107	2017	OFFICE SUPPLIES	B	1,500	4,116
BED107	2017	OTHER EDP RENTALS	B	100	
BED107	2017	OTHER RENTALS	B	2,000	
BED107	2017	OTHER SUPPLIES	B	1,500	4,418
BED107	2017	OUT-SERVICE TRAINING & REGISTRATION FEES	B	2,000	925
BED107	2017	Payroll	B	1,255,064	1,029,130
BED107	2017	PERSONAL SERVICES RENDERED BY OTHER STATE AGENCIES (STATE EMPLOYEES)	B	-	17
BED107	2017	PHOTOGRAPHIC SERVICES	B	200	499
BED107	2017	POSTAGE & MAILING SERVICES	B	2,500	2,693
BED107	2017	PRINTING & BINDING	B	2,200	378
BED107	2017	PURCHASE OF MICRO/MINI COMPUTER	B	-	
BED107	2017	PURCHASE OF OTHER EDP EQUIPMENT	B	-	
BED107	2017	R & M - BLDGS & STRUC, ROUTINE MAINTENANCE	B	10,000	128,154
BED107	2017	R & M - BLDGS & STRUC. SPECIAL MAINTENANCE	B	15,000	4,179
BED107	2017	R & M - COPY MACHINE	B	-	
BED107	2017	R & M - GROUNDS, ROUTINE MAINTENANCE	B	12,000	4,462
BED107	2017	R & M - GROUNDS, SPECIAL MAINTENANCE	B	25,000	990
BED107	2017	R & M - MACH & EQPT, ROUTINE MAINTENANCE	B	20,000	34,793
BED107	2017	R & M - MACH & EQPT. SPECIAL MAINTENANCE	B	2,000	14,449
BED107	2017	R & M - MOTOR VEHICLES	B	750	1,249
BED107	2017	R & M - OTHER	B	30,000	51,273

Department of Business, Economic Development and Tourism
Operational Expenditures FY15, FY16, FY17

Table D

BED107	2017	REFUNDS OF PRIOR YEAR RECEIPTS	B	-	
BED107	2017	REFUSE COLLECTION SERVICES	B	15,000	13,566
BED107	2017	RENTAL OF COPY MACHINE	B	9,000	9,319
BED107	2017	RENTAL OF OTHER OFFICE EQUIPMENT	B	250	
BED107	2017	REPAIR & MAINTENANCE - EDP EQUIPMENT	B	300	1,518
BED107	2017	REPAIR & MAINTENANCE - OFFICE EQUIPMENT	B	2,500	7
BED107	2017	REPAIR & MAINTENANCE - POSTAGE MACHINE	B	500	
BED107	2017	SAFETY SUPPLIES	B	800	580
BED107	2017	SECURITY & GUARD SERVICES	B	112,000	121,323
BED107	2017	SERVICES ON A FEE BASIS	B	2,500	12,705
BED107	2017	SPECIAL FUND ASSESSMENT	B	80,000	109,292
BED107	2017	SPECIAL PROGRAM COSTS	B	18,500	220
BED107	2017	SUBSCRIPTIONS	B	1,500	3,125
BED107	2017	SUBSISTENCE ALLOWANCE, INTRASTATE	B	700	40
BED107	2017	SUBSISTENCE ALLOWANCE, OUT-OF-STATE	B	5,000	5,017
BED107	2017	TELEPHONE & TELEGRAPH	B	22,000	20,535
BED107	2017	TRADE SHOW/PRODUCT PROMOTION SUPPLIES	B	100	(1,513)
BED107	2017	TRANSPORTATION, INTRASTATE	B	800	400
BED107	2017	TRANSPORTATION, OUT-OF-STATE	B	2,500	
BED107	2017	UNEMPLOYMENT BENEFITS PAYMENTS	B	-	
BED107	2017	WATER	B	42,000	62,824
BED107	2017	WORKERS COMPENSATION	B	1,500	
BED107	2017	CEDED LANDS REVENUE PAYMENTS TO OHA	T		\$ 7,303
BED113	2017	*Govt	B	-	94,664,443
BED113	2017	*Interest	B	-	15,645,000
BED113	2017	*IT	B	-	114,361
BED113	2017	*Rental	B	25,000	
BED113	2017	*Special Assess	B	-	871
BED113	2017	*Subsistence	B	-	150
BED113	2017	*Subsistence - out of state	B	-	5,467
BED113	2017	*Subsistence - Tvl	B	-	2,611
BED113	2017	ADVERTISING	B	-	
BED113	2017	BANK SERVICE FEES	B	7,000	25

Department of Business, Economic Development and Tourism
Operational Expenditures FY15, FY16, FY17

Table D

BED113	2017	BOARDS & COMMISSIONS EXPENDITURES	B	47,800	
BED113	2017	CAR MILEAGE	B	-	
BED113	2017	CAR RENTAL, NON-EMPLOYEE	B	-	2,131
BED113	2017	COMPUTER PAPER & SUPPLIES	B	-	
BED113	2017	COMPUTER PROGRAMS/SOFTWARE	B	10,000	26,868
BED113	2017	COMPUTER SERVICES (OTHER THAN STATE)	B	-	17,584
BED113	2017	COPY MACHINE PAPER & SUPPLIES	B	-	2,104
BED113	2017	COURT REPORTER FEES	B	-	1,100
BED113	2017	DUES TO PROFESSIONAL ASSOCIATIONS	B	-	140,830
BED113	2017	FREIGHT & DELIVERY CHARGES	B	4,300	2,120
BED113	2017	Govt	B	4,000,000	105,050
BED113	2017	HIRE OF PASSENGER CARS	B	1,000	2,129
BED113	2017	HONORARIUM/APPEARANCE FEES	B		300
BED113	2017	INDIRECT COSTS - FEDERAL GRANTS	B	-	13,656
BED113	2017	INSURANCE PREMIUM EXPENSE	B	370,000	205,117
BED113	2017	INTEREST ON BONDED DEBT	B	12,510,000	4,355,000
BED113	2017	JANITORIAL SERVICES	B	-	62,000
BED113	2017	JANITORIAL SUPPLIES	B	-	-
BED113	2017	LEGAL NOTICES & CLASSIFIED ADS	B	10,000	6,294
BED113	2017	LIBRARY BOOKS, PUBLICATIONS & REPORTS	B	-	
BED113	2017	MISCELLANEOUS EXPENSES	B	11,572,132	9,611
BED113	2017	MOTOR POOL CARS	B	6,000	5,700
BED113	2017	OFFICE EQUIPMENT & FURNISHINGS	B	-	9,052
BED113	2017	OFFICE SUPPLIES	B	15,500	6,786
BED113	2017	OPERATING TRANSFER TO SPECIAL FUND	B	-	
BED113	2017	OTHER RENTALS	B	12,000	14,827
BED113	2017	OTHER SUPPLIES	B	5,000	4,393
BED113	2017	OUT-SERVICE TRAINING & REGISTRATION FEES	B	20,000	13,224
BED113	2017	PAYMENTS FOR DEBT RETIREMENTS	B	13,920,000	
BED113	2017	Payroll	B	3,793,735	2,941,146
BED113	2017	PHOTOGRAPHIC SERVICES	B	-	
BED113	2017	POSTAGE & MAILING SERVICES	B	7,500	2,567
BED113	2017	PRINTING & BINDING	B	1,000	

Department of Business, Economic Development and Tourism
Operational Expenditures FY15, FY16, FY17

Table D

BED113	2017	Protocol	B		88
BED113	2017	PROTOCOL FUND - COFFEE SERVICE	B		2,009
BED113	2017	PROTOCOL FUND - GIFTS	B		38
BED113	2017	PROTOCOL FUND - LEIS	B		168
BED113	2017	PROTOCOL FUND - MEALS	B		3,521
BED113	2017	PURCHASE OF MICRO/MINI COMPUTER	B	-	13,850
BED113	2017	PURCHASE OF OTHER EDP EQUIPMENT	B	-	
BED113	2017	R & M - BLDGS & STRUC. SPECIAL MAINTENANCE	B	-	
BED113	2017	R & M - OTHER	B	1,650,000	
BED113	2017	RENTAL OF COPY MACHINE	B	-	8,067
BED113	2017	REPAIR & MAINTENANCE - OFFICE EQUIPMENT	B	3,000	83
BED113	2017	SERVICES ON A FEE BASIS	B	93,018,084	146,858
BED113	2017	SUBSCRIPTIONS	B	137,000	1,110
BED113	2017	SUBSISTENCE ALLOWANCE, INTRASTATE	B	25,000	10,427
BED113	2017	SUBSISTENCE ALLOWANCE, INTRASTATE, NON-EMPLOYEE	B	-	2,239
BED113	2017	SUBSISTENCE ALLOWANCE, OUT-OF-STATE	B	50,000	61,130
BED113	2017	SUBSISTENCE, OUT-OF-STATE, NON-EMPLOYEE	B	-	1,555
BED113	2017	TELEPHONE & TELEGRAPH	B	20,000	9,561
BED113	2017	TRANSPORTATION, INTRASTATE	B	30,000	17,711
BED113	2017	TRANSPORTATION, OUT-OF-STATE	B	55,000	64,029
BED113	2017	TRANSPORTATION, OUT-OF-STATE, NON-EMPLOYEE	B	-	1,013
BED113	2017	TRANSPORTATION. INTRASTATE, NON-EMPLOYEE	B	-	17,601
BED113	2017	TV CABLE SERVICES	B	1,000	324
BED113	2017	CONTRACT AND OTHER GOVERNMENT AGENCIES	B	-	1,556,001
BED120	2017	MISCELLANEOUS EXPENSES	A	\$ 1,200,000	
BED120	2017	SERVICES ON A FEE BASIS	A	\$ -	\$ 970,766
BED120	2017	ADVERTISING	B	-	2,048
BED120	2017	BANK SERVICE FEES	B		3,395
BED120	2017	CAR MILEAGE	B		63
BED120	2017	COMPUTER PROGRAMS/SOFTWARE	B	-	1,905
BED120	2017	COURT REPORTER FEES	B		431
BED120	2017	DUES TO PROFESSIONAL ASSOCIATIONS	B	-	225

Department of Business, Economic Development and Tourism
Operational Expenditures FY15, FY16, FY17

Table D

BED120	2017	Equipment	B	-	
BED120	2017	HGIA Loans	B		6,702,962
BED120	2017	HIRE OF PASSENGER CARS	B	-	407
BED120	2017	HONORARIUM/APPEARANCE FEES	B	-	
BED120	2017	INSURANCE PREMIUM EXPENSE	B	-	230
BED120	2017	INTEREST ON BONDED DEBT	B		3,807,176
BED120	2017	LANGUAGE TRANSLATION/ASSISTANCE SERVICES	B	-	2,513
BED120	2017	LIBRARY BOOKS, PUBLICATIONS & REPORTS	B	-	
BED120	2017	MACHINERY & OTHER EQUIPMENT	B		1,859
BED120	2017	MARKETING/PROMOTION SERVICES	B	-	10,008
BED120	2017	MISCELLANEOUS EXPENSES	B	51,431,826	3,750
BED120	2017	MOTOR POOL CARS	B	-	33
BED120	2017	OFFICE EQUIPMENT & FURNISHINGS	B	-	1,161
BED120	2017	OFFICE SUPPLIES	B	-	5,378
BED120	2017	OTHER INTEREST EXPENSE	B		6,332
BED120	2017	OTHER RENTALS	B	-	860
BED120	2017	OTHER SUPPLIES	B	-	808
BED120	2017	OUT-SERVICE TRAINING & REGISTRATION FEES	B	-	4,415
BED120	2017	PAYMENTS FOR DEBT RETIREMENTS	B		9,402,290
BED120	2017	Payroll	B	3,983,953	3,778,050
BED120	2017	PERSONAL SERVICES RENDERED BY OTHER STATE AGENCIES (STATE EMPLOYEES)	B	-	106
BED120	2017	POSTAGE & MAILING SERVICES	B	-	271
BED120	2017	PRINTING & BINDING	B	-	287
BED120	2017	PURCHASE OF MICRO/MINI COMPUTER	B	-	2,526
BED120	2017	PURCHASE OF OTHER EDP EQUIPMENT	B	-	556
BED120	2017	PURCHASE OF PRINTER	B	-	
BED120	2017	R & M - MOTOR VEHICLES	B	-	1,452
BED120	2017	RENTAL OF COPY MACHINE	B	-	14,631
BED120	2017	REPAIR & MAINTENANCE - EDP EQUIPMENT	B	-	
BED120	2017	REPAIR & MAINTENANCE - OFFICE EQUIPMENT	B	-	
BED120	2017	SERVICE FEES FOR ELECTRONIC TRANSFER	B	-	
BED120	2017	SERVICES ON A FEE BASIS	B	-	353,097

Department of Business, Economic Development and Tourism
Operational Expenditures FY15, FY16, FY17

Table D

BED120	2017	SPECIAL FUND ASSESSMENT	B	-	200,736
BED120	2017	SUBSCRIPTIONS	B	-	
BED120	2017	SUBSISTENCE ALLOWANCE, INTRASTATE	B	-	4,981
BED120	2017	SUBSISTENCE ALLOWANCE, OUT-OF-STATE	B	-	15,478
BED120	2017	TELEPHONE & TELEGRAPH	B	-	22,775
BED120	2017	TRADE SHOW/PRODUCT PROMOTION SUPPLIES	B	-	24
BED120	2017	TRANSPORTATION, INTRASTATE	B	-	1,645
BED120	2017	TRANSPORTATION, OUT-OF-STATE	B	-	9,124
BED120	2017	MARKETING/PROMOTION SERVICES	P		
BED120	2017	MISCELLANEOUS EXPENSES	P		
BED120	2017	OUT-SERVICE TRAINING & REGISTRATION FEES	P		
BED120	2017	Payroll	P		
BED120	2017	SERVICES ON A FEE BASIS	P		155,426
BED120	2017	SUBSISTENCE ALLOWANCE, OUT-OF-STATE	P		4,981
BED120	2017	TRANSPORTATION, OUT-OF-STATE	P		3,198
BED128	2017	AWARDS	A		70
BED128	2017	CAR RENTAL, NON-EMPLOYEE	A	-	
BED128	2017	CONFERENCES & SEMINARS BY DBED	A		5,273
BED128	2017	DUES TO PROFESSIONAL ASSOCIATIONS	A	-	
BED128	2017	FREIGHT & DELIVERY CHARGES	A	500	49
BED128	2017	HIRE OF PASSENGER CARS	A	-	
BED128	2017	LIBRARY BOOKS, PUBLICATIONS & REPORTS	A		399
BED128	2017	LOCAL AREA NETWORK (LAN) COSTS	A	-	
BED128	2017	PISCES	A	400,000	380,000
BED128	2017	OFFICE SUPPLIES	A	9,694	2,770
BED128	2017	OTHER RENTALS	A	24,000	
BED128	2017	OTHER SUPPLIES	A		28
BED128	2017	OUT-SERVICE TRAINING & REGISTRATION FEES	A	-	
BED128	2017	Payroll	A	175,427	163,182
BED128	2017	Challenger Center	A	265,000	264,241
BED128	2017	POSTAGE & MAILING SERVICES	A	4,500	161
BED128	2017	PRINTING & BINDING	A	1,000	
BED128	2017	RENTAL OF COPY MACHINE	A	-	139

Department of Business, Economic Development and Tourism
Operational Expenditures FY15, FY16, FY17

Table D

BED128	2017	SERVICES ON A FEE BASIS	A	266,255	842,185
BED128	2017	SUBSISTENCE ALLOWANCE, INTRASTATE, NON-EMPLOYEE	A	-	
BED128	2017	SUBSISTENCE, OUT-OF-STATE, NON-EMPLOYEE	A	-	2,984
BED128	2017	TELEPHONE & TELEGRAPH	A	8,600	757
BED128	2017	TRANSPORTATION, INTRASTATE	A	9,000	
BED128	2017	TRANSPORTATION, OUT-OF-STATE	A	11,000	
BED128	2017	TRANSPORTATION, OUT-OF-STATE, NON-EMPLOYEE	A	-	1,883
BED128	2017	SERVICES ON A FEE BASIS	P		\$ 80,125
BED130	2017	COMPUTER PROGRAMS/SOFTWARE	A	-	54,726
BED130	2017	DUES TO PROFESSIONAL ASSOCIATIONS	A	-	
BED130	2017	HIRE OF PASSENGER CARS	A	-	
BED130	2017	LIBRARY BOOKS, PUBLICATIONS & REPORTS	A	1,800	
BED130	2017	MISCELLANEOUS EXPENSES	A	229,388	4,644
BED130	2017	OFFICE EQUIPMENT & FURNISHINGS	A	2,000	2,853
BED130	2017	OFFICE SUPPLIES	A	2,600	4,549
BED130	2017	OUT-SERVICE TRAINING & REGISTRATION FEES	A	-	5,126
BED130	2017	Payroll	A	1,006,338	919,272
BED130	2017	POSTAGE & MAILING SERVICES	A	1,000	63
BED130	2017	PRINTING & BINDING	A	2,322	65
BED130	2017	PURCHASE OF MICRO/MINI COMPUTER	A	-	61,082
BED130	2017	PURCHASE OF OTHER EDP EQUIPMENT	A	-	6,906
BED130	2017	PURCHASE OF PRINTER	A	-	
BED130	2017	RENTAL OF COPY MACHINE	A	6,366	4,793
BED130	2017	REPAIR & MAINTENANCE - EDP EQUIPMENT	A	632	
BED130	2017	REPAIR & MAINTENANCE - OFFICE EQUIPMENT	A	1,100	262
BED130	2017	SERVICES ON A FEE BASIS	A	15,000	
BED130	2017	SUBSCRIPTIONS	A	2,469	63,718
BED130	2017	SUBSISTENCE ALLOWANCE, OUT-OF-STATE	A	-	3,739
BED130	2017	TELEPHONE & TELEGRAPH	A	3,144	6,962
BED130	2017	TRANSPORTATION, INTRASTATE	A	324	
BED130	2017	TRANSPORTATION, OUT-OF-STATE	A	-	2,075
BED138	2017	ADVERTISING	B	2,000	

Department of Business, Economic Development and Tourism
Operational Expenditures FY15, FY16, FY17

Table D

BED138	2017	CAR MILEAGE	B		149
BED138	2017	DUES TO PROFESSIONAL ASSOCIATIONS	B		50
BED138	2017	INTEREST ON DELINQUENT PAYMENT	B		50
BED138	2017	LIBRARY BOOKS, PUBLICATIONS & REPORTS	B		297
BED138	2017	MISCELLANEOUS EXPENSES	B	2,592	
BED138	2017	OFFICE EQUIPMENT & FURNISHINGS	B		168
BED138	2017	OFFICE SUPPLIES	B	4,800	3,477
BED138	2017	OTHER SUPPLIES	B	1,000	16
BED138	2017	OUT-SERVICE TRAINING & REGISTRATION FEES	B	4,000	6,238
BED138	2017	Payroll	B	679,008	459,124
BED138	2017	PERSONAL SERVICES RENDERED BY OTHER STATE AGENCIES (STATE EMPLOYEES)	B		112
BED138	2017	POSTAGE & MAILING SERVICES	B	200	92
BED138	2017	PRINTING & BINDING	B	500	140
BED138	2017	PURCHASE OF MICRO/MINI COMPUTER	B	-	
BED138	2017	RENTAL OF COPY MACHINE	B	1,200	343
BED138	2017	SERVICES ON A FEE BASIS	B	280,000	426,557
BED138	2017	SPECIAL PROGRAM COSTS	B	1,000	150
BED138	2017	SUBSCRIPTIONS	B	500	995
BED138	2017	SUBSISTENCE ALLOWANCE, INTRASTATE	B	1,000	500
BED138	2017	SUBSISTENCE ALLOWANCE, OUT-OF-STATE	B	12,000	5,380
BED138	2017	TELEPHONE & TELEGRAPH	B	4,200	2,913
BED138	2017	TRANSPORTATION, INTRASTATE	B	1,000	283
BED138	2017	TRANSPORTATION, OUT-OF-STATE	B	5,000	4,801
BED142	2017	ADVERTISING	A		42,925
BED142	2017	ALARM SERVICES	A		81
BED142	2017	AWARDS	A	2,600	3,009
BED142	2017	BOARDS & COMMISSIONS EXPENDITURES	A		1,380
BED142	2017	CAR MILEAGE	A	7,500	7,957
BED142	2017	CAR RENTAL, NON-EMPLOYEE	A		875
BED142	2017	COMPUTER PAPER & SUPPLIES	A		4
BED142	2017	COMPUTER PROGRAMS/SOFTWARE	A	-	8,973
BED142	2017	CONFERENCES & SEMINARS BY DBED	A	-	

Department of Business, Economic Development and Tourism
Operational Expenditures FY15, FY16, FY17

Table D

BED142	2017	COPY MACHINE PAPER & SUPPLIES	A		2,260
BED142	2017	DUES TO PROFESSIONAL ASSOCIATIONS	A		554
BED142	2017	ELECTRICITY	A	-	
BED142	2017	HIRE OF PASSENGER CARS	A	-	406
BED142	2017	INTEREST ON DELINQUENT PAYMENT	A	-	16
BED142	2017	LANGUAGE TRANSLATION/ASSISTANCE SERVICES	A		2,000
BED142	2017	MACHINERY & OTHER EQUIPMENT	A		335
BED142	2017	MISCELLANEOUS EXPENSES	A	27,500	20,307
BED142	2017	MOTOR POOL CARS	A		48
BED142	2017	MOVING SERVICES	A		271
BED142	2017	OFFICE BUILDING RENOVATION	A		15,000
BED142	2017	OFFICE EQUIPMENT & FURNISHINGS	A	-	6,166
BED142	2017	OFFICE SUPPLIES	A	13,570	6,686
BED142	2017	OTHER RENTALS	A		22,300
BED142	2017	OTHER SUPPLIES	A	-	85
BED142	2017	OUT-SERVICE TRAINING & REGISTRATION FEES	A	1,000	8,186
BED142	2017	Payroll	A	2,303,094	1,987,884
BED142	2017	PHOTOGRAPHIC SERVICES	A		1,000
BED142	2017	POSTAGE & MAILING SERVICES	A	4,000	499
BED142	2017	PRINTING & BINDING	A	1,500	1,551
BED142	2017	PROTOCOL FUND - GIFTS	A		293
BED142	2017	PURCHASE OF MICRO/MINI COMPUTER	A	-	15,585
BED142	2017	PURCHASE OF OTHER EDP EQUIPMENT	A	-	13,319
BED142	2017	PURCHASE OF PRINTER	A		362
BED142	2017	R & M - BLDGS & STRUC, ROUTINE MAINTENANCE	A		466
BED142	2017	R & M - GROUNDS, ROUTINE MAINTENANCE	A		350
BED142	2017	RENTAL OF COPY MACHINE	A	18,000	11,485
BED142	2017	RENTAL OF LAND & BUILDING	A		6,530
BED142	2017	RENTAL OF OTHER EDP EQUIPMENT	A		4,880
BED142	2017	REPAIR & MAINTENANCE - EDP EQUIPMENT	A	-	
BED142	2017	REPAIR & MAINTENANCE - OFFICE EQUIPMENT	A	4,000	6,921
BED142	2017	REPAIR & MAINTENANCE SUPPLIES - BUILDINGS	A		276
BED142	2017	SERVICES ON A FEE BASIS	A	10,000	1,085

Department of Business, Economic Development and Tourism
Operational Expenditures FY15, FY16, FY17

Table D

BED142	2017	SUBSCRIPTIONS	A	1,000	865
BED142	2017	SUBSISTENCE ALLOWANCE, INTRASTATE	A	1,000	3,849
BED142	2017	SUBSISTENCE ALLOWANCE, OUT-OF-STATE	A	13,000	11,046
BED142	2017	TELEPHONE & TELEGRAPH	A	23,000	16,630
BED142	2017	TRADE SHOW/PRODUCT PROMOTION SUPPLIES	A		4,156
BED142	2017	TRANSPORTATION, INTRASTATE	A	2,000	2,857
BED142	2017	TRANSPORTATION, OUT-OF-STATE	A	7,000	11,110
BED142	2017	TRANSPORTATION. INTRASTATE, NON-EMPLOYEE	A		4,083
BED142	2017	TV CABLE SERVICES	A		726
BED142	2017	BOOTH SPACE RENTAL	T		79,187
BED142	2017	ELECTRICITY	T		231
BED142	2017	MISCELLANEOUS EXPENSES	T		2,682
BED142	2017	REFUNDS OF PRIOR YEAR RECEIPTS	T		13,950
BED142	2017	REFUSE COLLECTION SERVICES	T		40
BED142	2017	SERVICES ON A FEE BASIS	T		9,698
BED143	2017	AWARDS	A		935,314
BED143	2017	Computer	A	180,402	
BED143	2017	CONFERENCES & SEMINARS BY DBED	A	-	43,452
BED143	2017	CONTRACTS & OTHER GOVERNMENT AGENCIES	A		31,000
BED143	2017	DUES TO PROFESSIONAL ASSOCIATIONS	A	-	
BED143	2017	INSURANCE PREMIUM EXPENSE	A	-	
BED143	2017	MISCELLANEOUS EXPENSES	A	870,000	
BED143	2017	OPERATING TRANSFER TO SPECIAL FUND	A		950,000
BED143	2017	OUT-SERVICE TRAINING & REGISTRATION FEES	A	-	
BED143	2017	Payroll	A	375,479	351,926
BED143	2017	SERVICES ON A FEE BASIS	A		462,291
BED143	2017	SMALL BUSINESS INNOVATION & RESEARCH (SBIR) AWARDS	A		2,394,000
BED143	2017	ADVERTISING	B	-	12,892
BED143	2017	BOARDS & COMMISSIONS EXPENDITURES	B		45
BED143	2017	CAR MILEAGE	B	-	1,182
BED143	2017	CAR MILEAGE - BOARD & COMMISSION MEMBERS	B		2,200
BED143	2017	CAR RENTAL, NON-EMPLOYEE	B		104

Department of Business, Economic Development and Tourism
Operational Expenditures FY15, FY16, FY17

Table D

BED143	2017	COMPUTER PAPER & SUPPLIES	B	-	43
BED143	2017	COMPUTER PROGRAMS/SOFTWARE	B		724
BED143	2017	CONFERENCES & SEMINARS BY DBED	B	-	90,884
BED143	2017	CONTRACTS & OTHER GOVERNMENT AGENCIES	B		45,000
BED143	2017	COPY MACHINE PAPER & SUPPLIES	B	-	1,585
BED143	2017	DUES TO PROFESSIONAL ASSOCIATIONS	B	-	15,240
BED143	2017	FREIGHT & DELIVERY CHARGES	B	-	4,634
BED143	2017	HIRE OF PASSENGER CARS	B	-	5,680
BED143	2017	INSURANCE PREMIUM EXPENSE	B		20,619
BED143	2017	INTEREST ON DELINQUENT PAYMENT	B		48
BED143	2017	LEGAL NOTICES & CLASSIFIED ADS	B	-	299
BED143	2017	LIBRARY BOOKS, PUBLICATIONS & REPORTS	B		105
BED143	2017	MARKETING/PROMOTION SERVICES	B		1,390
BED143	2017	MISCELLANEOUS EXPENSES	B	1,662,935	-
BED143	2017	OFFICE EQUIPMENT & FURNISHINGS	B		7,627
BED143	2017	OFFICE SUPPLIES	B	-	999
BED143	2017	OTHER GRANTS-IN-AID	B	-	
BED143	2017	OTHER RENTALS	B		569
BED143	2017	OTHER SUPPLIES	B	-	333
BED143	2017	OUT-SERVICE TRAINING & REGISTRATION FEES	B		13,468
BED143	2017	Payroll	B	719,161	561,348
BED143	2017	PERSONAL SERVICES RENDERED BY OTHER STATE AGENCIES (STATE EMPLOYEES)	B	-	89
BED143	2017	PHOTOGRAPHIC SERVICES	B		660
BED143	2017	POSTAGE & MAILING SERVICES	B	-	1,113
BED143	2017	PRINTING & BINDING	B	-	12,488
BED143	2017	PROTOCOL FUND - COFFEE SERVICE	B		30
BED143	2017	PROTOCOL FUND - GIFTS	B		453
BED143	2017	PROTOCOL FUND - LEIS	B		646
BED143	2017	PROTOCOL FUND - MEALS	B		2,389
BED143	2017	PURCHASE OF MICRO/MINI COMPUTER	B	-	5,259
BED143	2017	PURCHASE OF OTHER EDP EQUIPMENT	B	-	
BED143	2017	RENTAL OF COPY MACHINE	B	-	4,974

Department of Business, Economic Development and Tourism
Operational Expenditures FY15, FY16, FY17

Table D

BED143	2017	RENTAL OF LAND & BUILDING	B	-	
BED143	2017	REPAIR & MAINTENANCE - EDP EQUIPMENT	B		291
BED143	2017	SERVICES ON A FEE BASIS	B		333,883
BED143	2017	SPECIAL FUND ASSESSMENT	B	29,375	37,124
BED143	2017	SPECIAL PROGRAM COSTS	B	1,394,017	-
BED143	2017	SUBSCRIPTIONS	B	-	4,368
BED143	2017	SUBSISTENCE ALLOWANCE, INTRASTATE	B	-	7,240
BED143	2017	SUBSISTENCE ALLOWANCE, INTRASTATE, NON-EMPLOYEE	B		750
BED143	2017	SUBSISTENCE ALLOWANCE, OUT-OF-STATE	B	-	26,926
BED143	2017	TELEPHONE & TELEGRAPH	B	-	11,192
BED143	2017	TRADE SHOW/PRODUCT PROMOTION SUPPLIES	B		120
BED143	2017	TRANSPORTATION, INTRASTATE	B	-	12,932
BED143	2017	TRANSPORTATION, OUT-OF-STATE	B	-	19,115
BED143	2017	TRANSPORTATION, INTRASTATE, NON-EMPLOYEE	B		1,925
BED143	2017	DUES TO PROFESSIONAL ASSOCIATIONS	P		-
BED143	2017	MISCELLANEOUS EXPENSES	P		
BED143	2017	OUT-SERVICE TRAINING & REGISTRATION FEES	P		6,502
BED143	2017	Payroll	P	\$ 962,987	99,058
BED143	2017	PURCHASE OF MICRO/MINI COMPUTER	P		
BED143	2017	RENTAL OF LAND & BUILDING	P		
BED143	2017	SERVICES ON A FEE BASIS	P		
BED143	2017	SUBSISTENCE ALLOWANCE, OUT-OF-STATE	P		7,143
BED143	2017	TRANSPORTATION, OUT-OF-STATE	P		5,766
BED143	2017	MISCELLANEOUS EXPENSES	W	\$ 1,500,000	
BED144	2017	*Rental	A	3,500	
BED144	2017	*Service	A	8,000	
BED144	2017	ADVERTISING	A	-	
BED144	2017	AWARDS	A	-	70
BED144	2017	CAR MILEAGE	A	321	6
BED144	2017	CAR RENTAL, NON-EMPLOYEE	A		1,887
BED144	2017	COMPUTER PAPER & SUPPLIES	A	-	762
BED144	2017	COMPUTER PROGRAMS/SOFTWARE	A	-	414

Department of Business, Economic Development and Tourism
Operational Expenditures FY15, FY16, FY17

Table D

BED144	2017	COMPUTER SERVICES (OTHER THAN STATE)	A	-	
BED144	2017	COURT REPORTER FEES	A	-	1
BED144	2017	DUES TO PROFESSIONAL ASSOCIATIONS	A	10,440	12,626
BED144	2017	FREIGHT & DELIVERY CHARGES	A	-	
BED144	2017	HIRE OF PASSENGER CARS	A	210	1,254
BED144	2017	INTEREST ON DELINQUENT PAYMENT	A	-	
BED144	2017	LEGAL NOTICES & CLASSIFIED ADS	A	-	-
BED144	2017	LIBRARY BOOKS, PUBLICATIONS & REPORTS	A	-	509
BED144	2017	MISCELLANEOUS EXPENSES	A	2,161	15,312
BED144	2017	OFFICE EQUIPMENT & FURNISHINGS	A	-	338
BED144	2017	OFFICE SUPPLIES	A	1,000	448
BED144	2017	OTHER RENTALS	A	-	-
BED144	2017	OTHER SUPPLIES	A		3,074
BED144	2017	OTHER TRAVEL EXPENSES	A	1,800	
BED144	2017	OUT-SERVICE TRAINING & REGISTRATION FEES	A	-	1,342
BED144	2017	Payroll	A	1,211,818	944,492
BED144	2017	POSTAGE & MAILING SERVICES	A	768	
BED144	2017	PRINTING & BINDING	A	-	220
BED144	2017	PURCHASE OF MICRO/MINI COMPUTER	A	-	
BED144	2017	PURCHASE OF OTHER EDP EQUIPMENT	A	-	266
BED144	2017	R & M - OTHER	A	-	
BED144	2017	RENTAL OF COPY MACHINE	A	-	7,963
BED144	2017	RENTAL OF OTHER OFFICE EQUIPMENT	A	-	1,316
BED144	2017	REPAIR & MAINTENANCE - EDP EQUIPMENT	A		711
BED144	2017	REPAIR & MAINTENANCE - OFFICE EQUIPMENT	A	-	0
BED144	2017	SERVICES ON A FEE BASIS	A	130,193	130,193
BED144	2017	SUBSCRIPTIONS	A	-	1,186
BED144	2017	Subsistence Allowance	A		13
BED144	2017	SUBSISTENCE ALLOWANCE, INTRASTATE	A	9,640	3,636
BED144	2017	SUBSISTENCE ALLOWANCE, INTRASTATE, NON-EMPLOYEE	A	-	2,352
BED144	2017	SUBSISTENCE ALLOWANCE, OUT-OF-STATE	A	-	6,038
BED144	2017	TELEPHONE & TELEGRAPH	A	11,260	14,262

Department of Business, Economic Development and Tourism
Operational Expenditures FY15, FY16, FY17

Table D

BED144	2017	TRANSPORTATION, INTRASTATE	A	11,800	6,853
BED144	2017	TRANSPORTATION, OUT-OF-STATE	A	-	1,651
BED144	2017	TRANSPORTATION. INTRASTATE, NON-EMPLOYEE	A	-	15,515
BED144	2017	ADVERTISING	N	-	
BED144	2017	CAR MILEAGE	N	70	
BED144	2017	CAR RENTAL, NON-EMPLOYEE	N	-	
BED144	2017	COMPUTER PROGRAMS/SOFTWARE	N	-	
BED144	2017	DUES TO PROFESSIONAL ASSOCIATIONS	N	300	
BED144	2017	FREIGHT & DELIVERY CHARGES	N	2,000	
BED144	2017	HIRE OF PASSENGER CARS	N	2,000	53
BED144	2017	INDIRECT COSTS - FEDERAL GRANTS	N	30,572	
BED144	2017	INTEREST ON DELINQUENT PAYMENT	N	-	
BED144	2017	LEGAL NOTICES & CLASSIFIED ADS	N	7,000	
BED144	2017	LIBRARY BOOKS, PUBLICATIONS & REPORTS	N	200	
BED144	2017	MISCELLANEOUS EXPENSES	N	105,116	25,000
BED144	2017	MOTOR POOL CARS	N	-	60
BED144	2017	OFFICE EQUIPMENT & FURNISHINGS	N	-	
BED144	2017	OFFICE SUPPLIES	N	2,300	
BED144	2017	OTHER RENTALS	N	-	
BED144	2017	OUT-SERVICE TRAINING & REGISTRATION FEES	N	2,000	338
BED144	2017	Payroll	N	1,190,432	723,714
BED144	2017	POSTAGE & MAILING SERVICES	N	2,000	
BED144	2017	PRINTING & BINDING	N	21,189	
BED144	2017	PURCHASE OF MICRO/MINI COMPUTER	N	-	
BED144	2017	PURCHASE OF OTHER EDP EQUIPMENT	N	-	
BED144	2017	PURCHASE OF PRINTER	N	-	
BED144	2017	RENTAL OF OTHER OFFICE EQUIPMENT	N	-	
BED144	2017	REPAIR & MAINTENANCE - OFFICE EQUIPMENT	N	1,300	
BED144	2017	SERVICES ON A FEE BASIS	N	1,132,444	1,003,504
BED144	2017	SUBSCRIPTIONS	N	1,200	
BED144	2017	SUBSISTENCE ALLOWANCE, INTRASTATE	N	8,437	71
BED144	2017	SUBSISTENCE ALLOWANCE, INTRASTATE, NON-EMPLOYEE	N	-	

Department of Business, Economic Development and Tourism
Operational Expenditures FY15, FY16, FY17

Table D

BED144	2017	SUBSISTENCE ALLOWANCE, OUT-OF-STATE	N	9,718	5,961
BED144	2017	SUBSISTENCE, OUT-OF-STATE, NON-EMPLOYEE	N	-	
BED144	2017	TELEPHONE & TELEGRAPH	N	1,000	89
BED144	2017	TRANSPORTATION, INTRASTATE	N	25,000	578
BED144	2017	TRANSPORTATION, OUT-OF-STATE	N	9,000	4,656
BED144	2017	TRANSPORTATION, OUT-OF-STATE, NON-EMPLOYEE	N	-	
BED144	2017	TRANSPORTATION. INTRASTATE, NON-EMPLOYEE	N	-	
BED144	2017	*Debt	W	700,000	
BED144	2017	ADVERTISING	W	300	
BED144	2017	CONFERENCES & SEMINARS BY DBED	W	15,295	
BED144	2017	INDIRECT COSTS - FEDERAL GRANTS	W	13,470	
BED144	2017	MISCELLANEOUS EXPENSES	W	1,000,000	
BED144	2017	MOLOKAI LOAN PROGRAM	W	-	249,323
BED144	2017	OFFICE SUPPLIES	W	250	
BED144	2017	PRINTING & BINDING	W	4,150	
BED144	2017	SERVICES ON A FEE BASIS	W	250,000	
BED144	2017	SUBSISTENCE ALLOWANCE, INTRASTATE	W	1,000	
BED144	2017	SUBSISTENCE ALLOWANCE, OUT-OF-STATE	W	6,100	
BED144	2017	TELEPHONE & TELEGRAPH	W	-	12
BED144	2017	TRANSPORTATION, INTRASTATE	W	1,435	
BED144	2017	TRANSPORTATION, OUT-OF-STATE	W	8,000	
BED145	2017	MISCELLANEOUS EXPENSES	A	\$ 1,000,000	
BED145	2017	CONFERENCES & SEMINARS BY DBED	B		295
BED145	2017	HIRE OF PASSENGER CARS	B		153
BED145	2017	INTEREST ON DELINQUENT PAYMENT	B	-	
BED145	2017	INTERGOVERNMENTAL GRANTS-IN-AID	B	-	
BED145	2017	INVESTMENTS	B	2,608,516	
BED145	2017	MISCELLANEOUS EXPENSES	B	-	
BED145	2017	PERSONAL SERVICES RENDERED BY OTHER STATE AGENCIES (STATE EMPLOYEES)	B	-	1
BED145	2017	SERVICES ON A FEE BASIS	B	-	
BED145	2017	SPECIAL FUND ASSESSMENT	B	-	
BED145	2017	SUBSISTENCE ALLOWANCE, INTRASTATE	B	-	301

Department of Business, Economic Development and Tourism
Operational Expenditures FY15, FY16, FY17

Table D

BED145	2017	TRANSPORTATION, INTRASTATE	B		194
BED145	2017	BOARDS & COMMISSIONS EXPENDITURES	W	-	1,031
BED145	2017	CAR MILEAGE	W	-	
BED145	2017	CAR MILEAGE - BOARD & COMMISSION MEMBERS	W		48
BED145	2017	CAR RENTAL, NON-EMPLOYEE	W		51
BED145	2017	COMPUTER PROGRAMS/SOFTWARE	W	-	
BED145	2017	CONFERENCES & SEMINARS BY DBED	W	-	
BED145	2017	CONTRACTS & OTHER GOVERNMENT AGENCIES	W	-	14
BED145	2017	Dues	W		19,188
BED145	2017	DUES TO PROFESSIONAL ASSOCIATIONS	W	-	3,000
BED145	2017	FREIGHT & DELIVERY CHARGES	W		50
BED145	2017	HIRE OF PASSENGER CARS	W	-	653
BED145	2017	HONORARIUM/APPEARANCE FEES	W	-	
BED145	2017	INTEREST ON DELINQUENT PAYMENT	W	-	22
BED145	2017	INVESTMENTS	W	3,962,556	1,554,863
BED145	2017	LEGAL SERVICES	W	-	16,117
BED145	2017	LOCAL AREA NETWORK (LAN) COSTS	W	-	
BED145	2017	MARKETING/PROMOTION SERVICES	W	-	47,975
BED145	2017	MISCELLANEOUS EXPENSES	W	1,071,850	6,527
BED145	2017	OFFICE SUPPLIES	W	-	
BED145	2017	OTHER RENTALS	W	-	
BED145	2017	OTHER SUPPLIES	W	-	
BED145	2017	OUT-SERVICE TRAINING & REGISTRATION FEES	W	-	1,050
BED145	2017	Payroll	W	280,000	270,788
BED145	2017	PERSONAL SERVICES RENDERED BY OTHER STATE AGENCIES (STATE EMPLOYEES)	W	-	729
BED145	2017	POSTAGE & MAILING SERVICES	W	-	354
BED145	2017	PRINTING & BINDING	W	-	
BED145	2017	PURCHASE OF MICRO/MINI COMPUTER	W	-	
BED145	2017	PURCHASE OF OTHER EDP EQUIPMENT	W	-	
BED145	2017	RENTAL OF COPY MACHINE	W	-	200
BED145	2017	RENTAL OF OTHER OFFICE EQUIPMENT	W	-	
BED145	2017	REPAIR & MAINTENANCE - OFFICE EQUIPMENT	W	-	

Department of Business, Economic Development and Tourism
Operational Expenditures FY15, FY16, FY17

Table D

BED145	2017	SERVICES ON A FEE BASIS	W	-	10,752
BED145	2017	SUBSCRIPTIONS	W	-	
BED145	2017	SUBSISTENCE ALLOWANCE, INTRASTATE	W	-	363
BED145	2017	SUBSISTENCE ALLOWANCE, OUT-OF-STATE	W	-	
BED145	2017	SUBSISTENCE, OUT-OF-STATE, NON-EMPLOYEE	W	-	
BED145	2017	TELEPHONE & TELEGRAPH	W	-	813
BED145	2017	TRANSPORTATION, INTRASTATE	W	-	2,696
BED145	2017	TRANSPORTATION, OUT-OF-STATE	W	-	
BED145	2017	TRANSPORTATION, OUT-OF-STATE, NON-EMPLOYEE	W	-	
BED145	2017	TRANSPORTATION. INTRASTATE, NON-EMPLOYEE	W		949
BED146	2017	ADVERTISING	B	1,000	
BED146	2017	APPRAISAL FEES	B	-	
BED146	2017	AWARDS	B	-	
BED146	2017	BANK SERVICE FEES	B		36
BED146	2017	BLUEPRINTING SERVICES	B	-	107
BED146	2017	BOARDS & COMMISSIONS EXPENDITURES	B	2,556	1,381
BED146	2017	BOOTH SPACE RENTAL	B	200	
BED146	2017	CAR MILEAGE	B	2,000	275
BED146	2017	CAR MILEAGE - BOARD & COMMISSION MEMBERS	B	-	96
BED146	2017	CEDED LANDS REVENUE PAYMENTS TO OHA	B	-	
BED146	2017	COMPUTER PROGRAMS/SOFTWARE	B	8,425	1,393
BED146	2017	COMPUTER SERVICES (OTHER THAN STATE)	B	-	2,986
BED146	2017	CONTRACTS & OTHER GOVERNMENT AGENCIES	B	-	153,415
BED146	2017	DUES TO PROFESSIONAL ASSOCIATIONS	B		275
BED146	2017	ELECTRICITY	B	4,172,351	1,668,871
BED146	2017	FREIGHT & DELIVERY CHARGES	B	5,000	877
BED146	2017	HIRE OF PASSENGER CARS	B	1,000	1,328
BED146	2017	INSURANCE PREMIUM EXPENSE	B	1,400	13,366
BED146	2017	INTEREST ON DELINQUENT PAYMENT	B	-	59
BED146	2017	JANITORIAL SERVICES	B	9,600	
BED146	2017	JANITORIAL SUPPLIES	B	7,650	6,920
BED146	2017	LEGAL NOTICES & CLASSIFIED ADS	B	-	
BED146	2017	LIBRARY BOOKS, PUBLICATIONS & REPORTS	B	-	

Department of Business, Economic Development and Tourism
Operational Expenditures FY15, FY16, FY17

Table D

BED146	2017	LOCAL AREA NETWORK (LAN) COSTS	B	-	
BED146	2017	MACHINERY & OTHER EQUIPMENT	B	-	47,925
BED146	2017	MARKETING/PROMOTION SERVICES	B	2,000	34,518
BED146	2017	MISCELLANEOUS EXPENSES	B	555,691	1,295
BED146	2017	MOTOR VEHICLE GAS & OIL	B	4,150	4,076
BED146	2017	OFFICE EQUIPMENT & FURNISHINGS	B	-	10,238
BED146	2017	OFFICE SUPPLIES	B	6,062	8,570
BED146	2017	OTHER RENTALS	B	-	
BED146	2017	Other Services	B		37
BED146	2017	OTHER SUPPIES - CEMP (NELHA)	B	-	11,002
BED146	2017	OTHER SUPPIES - WORKSHOP (NELHA)	B	-	2,913
BED146	2017	OTHER SUPPLIES	B	110,600	18,447
BED146	2017	OTHER SUPPLIES - GROUNDS & LANDSCAPE	B	-	12,202
BED146	2017	OTHER TRAVEL EXPENSES	B	-	
BED146	2017	OUT-SERVICE TRAINING & REGISTRATION FEES	B	8,350	3,391
BED146	2017	Payroll	B	1,975,827	1,785,067
BED146	2017	PERSONAL SERVICES RENDERED BY OTHER STATE AGENCIES (STATE EMPLOYEES)	B	-	9,445
BED146	2017	POSTAGE & MAILING SERVICES	B	1,250	1,782
BED146	2017	PURCHASE OF MICRO/MINI COMPUTER	B	-	16,152
BED146	2017	PURCHASE OF MOTOR VEHICLES	B	35,000	
BED146	2017	R & M - GROUNDS, ROUTINE MAINTENANCE	B	-	
BED146	2017	R & M - MACH & EQPT, ROUTINE MAINTENANCE	B	5,500	
BED146	2017	R & M - MACH & EQPT. SPECIAL MAINTENANCE	B	-	2,504
BED146	2017	R & M - MOTOR VEHICLES	B	750	5,899
BED146	2017	REFUNDS OF PRIOR YEAR RECEIPTS	B	-	
BED146	2017	REFUSE COLLECTION SERVICES	B	7,500	6,641
BED146	2017	RENTAL OF COPY MACHINE	B	6,000	4,795
BED146	2017	REPAIR & MAINTENANCE - EDP EQUIPMENT	B	800	
BED146	2017	REPAIR & MAINTENANCE SUPPLIES	B	-	4,391
BED146	2017	REPAIR & MAINTENANCE SUPPLIES - BUILDINGS	B	-	32,506
BED146	2017	REPAIR & MAINTENANCE SUPPLIES - SEAWATER (NELHA)	B	-	118,337

Department of Business, Economic Development and Tourism
Operational Expenditures FY15, FY16, FY17

Table D

BED146	2017	SAFETY SUPPLIES	B	-	605
BED146	2017	SECURITY & GUARD SERVICES	B	160,000	169,502
BED146	2017	Services	B		-
BED146	2017	SERVICES ON A FEE BASIS	B	189,475	1,005,058
BED146	2017	SPECIAL FUND ASSESSMENT	B	244,018	118,187
BED146	2017	SUBSCRIPTIONS	B	200	250
BED146	2017	SUBSISTENCE ALLOWANCE, INTRASTATE	B	8,465	2,188
BED146	2017	SUBSISTENCE ALLOWANCE, INTRASTATE, NON-EMPLOYEE	B	-	
BED146	2017	SUBSISTENCE ALLOWANCE, OUT-OF-STATE	B	1,500	873
BED146	2017	TELEPHONE & TELEGRAPH	B	15,000	12,137
BED146	2017	TRADE SHOW/PRODUCT PROMOTION SUPPLIES	B	-	2,151
BED146	2017	TRANSPORTATION, INTRASTATE	B	4,000	8,576
BED146	2017	TRANSPORTATION, OUT-OF-STATE	B	2,500	3,682
BED146	2017	TRANSPORTATION. INTRASTATE, NON-EMPLOYEE	B	-	2,120
BED146	2017	TV CABLE SERVICES	B		3,796
BED146	2017	UNEMPLOYMENT BENEFITS PAYMENTS	B	-	
BED146	2017	WATER	B	260,579	74,686
BED146	2017	CEDED LANDS REVENUE PAYMENTS TO OHA	T		369,713
BED150	2017	*Govt	W		19,987
BED150	2017	*Rental	W	-	
BED150	2017	ADVERTISING	W	-	
BED150	2017	ALARM SERVICES	W	-	2,786
BED150	2017	APPRAISAL FEES	W		28,362
BED150	2017	BANK SERVICE FEES	W	-	
BED150	2017	BLUEPRINTING SERVICES	W	1,000	
BED150	2017	BOARDS & COMMISSIONS EXPENDITURES	W		1,665
BED150	2017	BOOTH SPACE RENTAL	W	-	
BED150	2017	CABLES & WIRING SERVICES - EDP	W	-	
BED150	2017	CAR MILEAGE	W	9,200	1,465
BED150	2017	CAR RENTAL, NON-EMPLOYEE	W	-	
BED150	2017	COMPUTER PAPER & SUPPLIES	W	10,000	3,487
BED150	2017	COMPUTER PROGRAMS/SOFTWARE	W	7,000	-

Department of Business, Economic Development and Tourism
Operational Expenditures FY15, FY16, FY17

Table D

BED150	2017	COMPUTER SERVICES (OTHER THAN STATE)	W	3,000	2,073
BED150	2017	CONFERENCES & SEMINARS BY DBED	W	2,500	
BED150	2017	COPY MACHINE PAPER & SUPPLIES	W	8,000	82
BED150	2017	COURT REPORTER FEES	W	-	25,649
BED150	2017	DUES TO PROFESSIONAL ASSOCIATIONS	W	600	2,921
BED150	2017	ELECTRICITY	W	2,000	86,968
BED150	2017	GAS	W	-	
BED150	2017	Govt	W		1,200
BED150	2017	HEARING OFFICER FEES	W	-	
BED150	2017	HIRE OF PASSENGER CARS	W	-	
BED150	2017	INSURANCE PREMIUM EXPENSE	W	33,000	19,515
BED150	2017	LEGAL NOTICES & CLASSIFIED ADS	W	23,000	5,501
BED150	2017	LIBRARY BOOKS, PUBLICATIONS & REPORTS	W	1,000	149
BED150	2017	LOCAL AREA NETWORK (LAN) COSTS	W	-	18,800
BED150	2017	MISCELLANEOUS EXPENSES	W	14,500	5,780
BED150	2017	MOTOR POOL CARS	W	16,000	6,780
BED150	2017	MOVING SERVICES	W	-	
BED150	2017	OFFICE EQUIPMENT & FURNISHINGS	W	-	
BED150	2017	OFFICE SUPPLIES	W	9,000	4,128
BED150	2017	OTHER RENTALS	W	-	
BED150	2017	OTHER SUPPLIES	W	1,800	5,674
BED150	2017	OTHER TRAVEL EXPENSES	W	-	198
BED150	2017	Other Utilities	W		6,000
BED150	2017	OUT-SERVICE TRAINING & REGISTRATION FEES	W	4,000	5,014
BED150	2017	Payroll	W	559,705	441,015
BED150	2017	PERSONAL SERVICES RENDERED BY OTHER STATE AGENCIES (STATE EMPLOYEES)	W	72,000	243,289
BED150	2017	PHOTOGRAPHIC SERVICES	W	-	
BED150	2017	POSTAGE & MAILING SERVICES	W	28,000	3,772
BED150	2017	PRINTING & BINDING	W	7,200	1,218
BED150	2017	PURCHASE OF MICRO/MINI COMPUTER	W	-	13,555
BED150	2017	PURCHASE OF OTHER EDP EQUIPMENT	W	-	
BED150	2017	R & M - COPY MACHINE	W	-	

Department of Business, Economic Development and Tourism
Operational Expenditures FY15, FY16, FY17

Table D

BED150	2017	R & M - GROUNDS, ROUTINE MAINTENANCE	W	3,600	1,671,038
BED150	2017	R & M - OTHER	W	-	19,285
BED150	2017	R & M - WORD PROCESSOR	W	-	
BED150	2017	REFUNDS OF PRIOR YEAR RECEIPTS	W	-	48,250
BED150	2017	REFUSE COLLECTION SERVICES	W	-	191,994
BED150	2017	RENTAL OF COPY MACHINE	W	19,300	18,464
BED150	2017	RENTAL OF LAND & BUILDING	W	204,000	364,455
BED150	2017	RENTAL OF OTHER OFFICE EQUIPMENT	W	2,000	
BED150	2017	REPAIR & MAINTENANCE - EDP EQUIPMENT	W	3,600	
BED150	2017	REPAIR & MAINTENANCE - OFFICE EQUIPMENT	W	1,500	140,444
BED150	2017	SAFETY SUPPLIES	W	-	
BED150	2017	SECURITY & GUARD SERVICES	W	30,000	82,237
BED150	2017	Service on a Fee Basis	W	-	732
BED150	2017	SERVICES ON A FEE BASIS	W	106,800	257,472
BED150	2017	SUBSCRIPTIONS	W	2,000	1,175
BED150	2017	SUBSISTENCE ALLOWANCE, INTRASTATE	W	3,300	
BED150	2017	SUBSISTENCE ALLOWANCE, INTRASTATE, NON-EMPLOYEE	W	-	
BED150	2017	SUBSISTENCE ALLOWANCE, OUT-OF-STATE	W	1,200	8,697
BED150	2017	SUBSISTENCE, OUT-OF-STATE, NON-EMPLOYEE	W	-	
BED150	2017	Telephone	W		602
BED150	2017	TELEPHONE & TELEGRAPH	W	14,400	25,916
BED150	2017	TRANSPORTATION, INTRASTATE	W	600	
BED150	2017	TRANSPORTATION, OUT-OF-STATE	W	3,000	3,795
BED150	2017	TRANSPORTATION, OUT-OF-STATE, NON-EMPLOYEE	W	-	
BED150	2017	TRANSPORTATION. INTRASTATE, NON-EMPLOYEE	W	600	
BED150	2017	TV CABLE SERVICES	W	700	
BED150	2017	WATER	W	600	233,124
BED150	2017	CEDED LANDS REVENUE PAYMENTS TO OHA	T		127,970
BED150	2017	MISCELLANEOUS EXPENSES- homeless	A		977
BED150	2017	OFFICE SUPPLIES-homeless	A		890
BED150	2017	OTHER SUPPLIES-homeless	A		2,811

Department of Business, Economic Development and Tourism
Operational Expenditures FY15, FY16, FY17

Table D

BED150		2017	R & M - GROUNDS, ROUTINE MAINTENANCE-homeless	A		25,000
BED150		2017	REFUSE COLLECTION SERVICES-homeless	A		70,296
BED160		2017	*Service	A		175,331
BED160		2017	CAR MILEAGE	A		6
BED160		2017	HIRE OF PASSENGER CARS	A		4,051
BED160		2017	MISCELLANEOUS EXPENSES	A	350,000	21,125
BED160		2017	MOTOR POOL CARS	A		70
BED160		2017	OFFICE SUPPLIES	A		287
BED160		2017	OUT-SERVICE TRAINING & REGISTRATION FEES	A		1,475
BED160		2017	Payroll	A		
BED160		2017	RENTAL OF LAND & BUILDING	A		1,513
BED160		2017	SERVICES ON A FEE BASIS	A		159,669
BED160		2017	SUBSISTENCE ALLOWANCE, INTRASTATE	A		582
BED160		2017	SUBSISTENCE ALLOWANCE, OUT-OF-STATE	A		5,348
BED160		2017	TELEPHONE & TELEGRAPH	A		283
BED160		2017	TRANSPORTATION, INTRASTATE	A		8,670
BED160		2017	TRANSPORTATION, OUT-OF-STATE	A		1,426
BED160		2017	MISCELLANEOUS EXPENSES	P		41,379
BED160		2017	MISCELLANEOUS EXPENSES	N	3,100,000	155,917
BED160		2017	MISCELLANEOUS EXPENSES	T	\$ 88,000,000	87,867,739
BED160		2017	PERSONAL SERVICES RENDERED BY OTHER STATE AGENCIES (STATE EMPLOYEES)	T	.	132,261
BED160		2017	*Debt	W		131,687,762
BED160		2017	*Interest	W		11,756,989
BED160		2017	*Investments	W		(11,544,396)
BED160		2017	*Rental	W	24,786	27,659
BED160		2017	*Service	W	-	567,882
BED160		2017	ADVERTISING	W	10,471	27,927
BED160		2017	CAR MILEAGE	W	4,477	1,140
BED160		2017	ELECTRICITY	W	120	
BED160		2017	FREIGHT & DELIVERY CHARGES	W		16,379
BED160		2017	HIRE OF PASSENGER CARS	W	5,970	3,315

Department of Business, Economic Development and Tourism
Operational Expenditures FY15, FY16, FY17

Table D

BED160	2017	INSURANCE PREMIUM EXPENSE	W	30,433	50,650
BED160	2017	MISCELLANEOUS EXPENSES	W	807,367	11,285,281
BED160	2017	MOTOR VEHICLE GAS & OIL	W		102
BED160	2017	OFFICE EQUIPMENT & FURNISHINGS	W	-	235,371
BED160	2017	OFFICE SUPPLIES	W	26,806	15,567
BED160	2017	OTHER GRANTS-IN-AID	W		1,632,131
BED160	2017	OUT-SERVICE TRAINING & REGISTRATION FEES	W		11,071
BED160	2017	Payroll	W	8,078,043	5,326,780
BED160	2017	PERSONAL SERVICES RENDERED BY OTHER STATE AGENCIES (STATE EMPLOYEES)	W	594,526	646,126
BED160	2017	POSTAGE & MAILING SERVICES	W	14,421	5,296
BED160	2017	PRINTING & BINDING	W	7,139	
BED160	2017	RENTAL OF LAND & BUILDING	W		1,324,343
BED160	2017	REPAIR & MAINTENANCE - OFFICE EQUIPMENT	W	996,646	15,045
BED160	2017	REPAIR & MAINTENANCE SUPPLIES	W	-	221
BED160	2017	SERVICES ON A FEE BASIS	W	-	1,110,664
BED160	2017	SUBSCRIPTIONS	W	18,512	28,033
BED160	2017	SUBSISTENCE ALLOWANCE, INTRASTATE	W	11,578	1,320
BED160	2017	SUBSISTENCE ALLOWANCE, OUT-OF-STATE	W	7,329	9,957
BED160	2017	TELEPHONE & TELEGRAPH	W	22,969	33,167
BED160	2017	TRANSPORTATION, INTRASTATE	W	15,693	15,268
BED160	2017	TRANSPORTATION, OUT-OF-STATE	W	12,011	6,880
BED160	2017	UNEMPLOYMENT BENEFITS PAYMENTS	W		9,848
BED160	2017	WATER	W	120	

Department of Business, Economic Development and Tourism
Operational Expenditures FY15, FY16, FY17

Table D

<u>Prog ID</u>	<u>Sub- Org</u>	<u>FY</u>	<u>Description (Salary, Utility, Supplies, Other)</u>	<u>MOF</u>	<u>Budgeted Amount</u>	<u>Actual Amount</u>
BED100		2016	BOOTH SPACE RENTAL	A	-	83,246
BED100		2016	CAR MILEAGE	A	500	
BED100		2016	COMPUTER PROGRAMS/SOFTWARE	A	2,000	
BED100		2016	CONFERENCES & SEMINARS BY DBED	A	2,500	8
BED100		2016	DUES TO PROFESSIONAL ASSOCIATIONS	A	-	175
BED100		2016	FREIGHT & DELIVERY CHARGES	A	-	196
BED100		2016	LANGUAGE TRANSLATION/ASSISTANCE SERVICES	A		2,000
BED100		2016	LIBRARY BOOKS, PUBLICATIONS & REPORTS	A	200	
BED100		2016	LIBRARY DATA SEARCH SERVICES	A		69
BED100		2016	MARKETING/PROMOTION SERVICES	A	-	340
BED100		2016	MISCELLANEOUS EXPENSES	A	59,244	9,954
BED100		2016	MOTOR POOL CARS	A	-	227
BED100		2016	Office of International Affairs	A	60,000	
BED100		2016	OFFICE SUPPLIES	A	2,000	4,528
BED100		2016	Office Supplies - CBED	A		2,811
BED100		2016	OPERATING TRANSFER TO SPECIAL FUND	A	20,000	
BED100		2016	Other Econ Dev Mktg Expenses	A		2,356
BED100		2016	OTHER RENTALS	A	-	212
BED100		2016	OTHER SUPPLIES	A	-	68
BED100		2016	OTHER TRAVEL EXPENSES	A	-	8,701
BED100		2016	OUT-SERVICE TRAINING & REGISTRATION FEES	A	1,500	3,550
BED100		2016	Payroll	A	754,373	709,369
BED100		2016	Personal Service Contract	A		45,000
BED100		2016	POSTAGE & MAILING SERVICES	A	1,000	1,017
BED100		2016	Printing - CBED	A		921
BED100		2016	PRINTING & BINDING	A	1,000	24,283
BED100		2016	PROJECT/PROGRAM EXPENSES	A		2,495
BED100		2016	PROMOTIONAL MEETING EXPENSES, OUT-OF-STATE OFFICES	A		500
BED100		2016	PROTOCOL FUND - GIFTS	A		1,351
BED100		2016	RENTAL OF COPY MACHINE	A	12,500	6,935
BED100		2016	RENTAL OF OTHER EDP EQUIPMENT	A		924
BED100		2016	REPAIR & MAINTENANCE - OFFICE EQUIPMENT	A	250	
BED100		2016	SERVICES ON A FEE BASIS	A	500,000	535,080
BED100		2016	SMALL BUSINESS INNOVATION & RESEARCH (SBIR) AWARDS	A		91
BED100		2016	SPECIAL PROGRAM COSTS	A	79,302	258,000
BED100		2016	State Trade Export Program	A	250,000	
BED100		2016	SUBSCRIPTIONS	A	500	250
BED100		2016	Subsistence Allow Interstate	A		80

Department of Business, Economic Development and Tourism
Operational Expenditures FY15, FY16, FY17

Table D

BED100		2016	SUBSISTENCE ALLOWANCE, INTRASTATE	A	500	878
BED100		2016	Subsistence Allowance, Intrastate - CBED	A		140
BED100		2016	SUBSISTENCE ALLOWANCE, OUT-OF-STATE	A	-	51,683
BED100		2016	TELEPHONE & TELEGRAPH	A	10,000	9,315
BED100		2016	TRADE SHOW/PRODUCT PROMOTION SUPPLIES	A	-	1,144
BED100		2016	Transport Intra-State	A		150
BED100		2016	TRANSPORTATION, INTRASTATE	A	500	1,020
BED100		2016	Transportation, Intrastate - CBED	A		482
BED100		2016	TRANSPORTATION, OUT-OF-STATE	A	-	14,771
BED100		2016	TV CABLE SERVICES	A		1,130
BED100		2016	BOOTH SPACE RENTAL	P	-	134,967
BED100		2016	SERVICES ON A FEE BASIS	P		285,403
BED100		2016	SUBSISTENCE ALLOWANCE, OUT-OF-STATE	P	-	7,486
BED100		2016	TRANSPORTATION, OUT-OF-STATE	P		3,231
BED100		2016	HAWAII COMMUNITY BASED DEVELOPMENT LOANS	W		1,425
BED100		2016	MISCELLANEOUS EXPENSES	W	1,100,000	
BED100		2016	Other Operating Expenses - CBED	W	721,915	
BED100		2016	PERSONAL SERVICES RENDERED BY OTHER STATE AGENCIES (STATE EMPLOYEES)	W		3
BED103		2016	BLUEPRINTING SERVICES	A	500	
BED103		2016	BOARDS & COMMISSIONS EXPENDITURES	A	150	
BED103		2016	CABLES & WIRING SERVICES - EDP	A	300	
BED103		2016	CAR MILEAGE	A	554	401
BED103		2016	CAR MILEAGE - BOARD & COMMISSION MEMBERS	A	1,512	1,340
BED103		2016	CAR RENTAL, NON-EMPLOYEE	A	5,833	270
BED103		2016	COMPUTER PAPER & SUPPLIES	A	666	1,388
BED103		2016	COMPUTER PROGRAMS/SOFTWARE	A	1,000	
BED103		2016	COPY MACHINE PAPER & SUPPLIES	A	700	252
BED103		2016	COURT REPORTER FEES	A	23,703	1,175
BED103		2016	HIRE OF PASSENGER CARS	A	2,000	2,594
BED103		2016	INTEREST ON DELINQUENT PAYMENT	A	50	
BED103		2016	LEGAL NOTICES & CLASSIFIED ADS	A	500	
BED103		2016	LIBRARY BOOKS, PUBLICATIONS & REPORTS	A		40
BED103		2016	MISCELLANEOUS EXPENSES	A	200	8,303
BED103		2016	OFFICE EQUIPMENT & FURNISHINGS	A		7,144
BED103		2016	OFFICE SUPPLIES	A	2,612	2,612
BED103		2016	OTHER RENTALS	A	12,240	1,283
BED103		2016	OTHER SUPPLIES	A	-	5
BED103		2016	OTHER TRAVEL EXPENSES	A		1,062
BED103		2016	OUT-SERVICE TRAINING & REGISTRATION FEES	A	4,800	14,867
BED103		2016	Payroll	A	394,676	392,330

Department of Business, Economic Development and Tourism
Operational Expenditures FY15, FY16, FY17

Table D

BED103		2016	POSTAGE & MAILING SERVICES	A	9,419	2,000
BED103		2016	R & M - COPY MACHINE	A	250	
BED103		2016	RENTAL OF COPY MACHINE	A	5,000	4,207
BED103		2016	RENTAL OF OTHER OFFICE EQUIPMENT	A	800	2,190
BED103		2016	REPAIR & MAINTENANCE - EDP EQUIPMENT	A	3,200	
BED103		2016	REPAIR & MAINTENANCE - OFFICE EQUIPMENT	A	2,650	
BED103		2016	SERVICES ON A FEE BASIS	A	36,315	
BED103		2016	SUBSCRIPTIONS	A	450	965
BED103		2016	Subsistence Allow Intrastate	A	1,400	
BED103		2016	SUBSISTENCE ALLOWANCE, INTRASTATE	A	10,693	10,926
BED103		2016	SUBSISTENCE ALLOWANCE, INTRASTATE, NON-EMPLOYEE	A	17,441	13,645
BED103		2016	SUBSISTENCE ALLOWANCE, OUT-OF-STATE	A	700	17,223
BED103		2016	SUBSISTENCE, OUT-OF-STATE, NON-EMPLOYEE	A	-	4,757
BED103		2016	TELEPHONE & TELEGRAPH	A	2,227	6,763
BED103		2016	TRANSPORTATION, INTRASTATE	A	4,769	10,974
BED103		2016	TRANSPORTATION, OUT-OF-STATE	A		8,885
BED103		2016	TRANSPORTATION, OUT-OF-STATE, NON-EMPLOYEE	A		1,947
BED103		2016	TRANSPORTATION. INTRASTATE, NON-EMPLOYEE	A	35,848	17,849
BED105		2016	ADVERTISING	A	15,000	81,140
BED105		2016	ALARM SERVICES	A		490
BED105		2016	BOOTH SPACE RENTAL	A	10,000	11,100
BED105		2016	CAR MILEAGE	A	300	587
BED105		2016	COMPUTER PROGRAMS/SOFTWARE	A	750	
BED105		2016	CONFERENCES & SEMINARS BY DBED	A	5,000	
BED105		2016	COPY MACHINE PAPER & SUPPLIES	A	450	
BED105		2016	DUES TO PROFESSIONAL ASSOCIATIONS	A	150	1,041
BED105		2016	ELECTRICITY	A	1,500	1,892
BED105		2016	FREIGHT & DELIVERY CHARGES	A	-	242
BED105		2016	HIRE OF PASSENGER CARS	A	500	985
BED105		2016	HONORARIUM/APPEARANCE FEES	A	5,000	
BED105		2016	INTEREST ON DELINQUENT PAYMENT	A	-	202
BED105		2016	JANITORIAL SUPPLIES	A	-	97
BED105		2016	LEGAL NOTICES & CLASSIFIED ADS	A	100	
BED105		2016	LIBRARY BOOKS, PUBLICATIONS & REPORTS	A	300	
BED105		2016	LOCAL AREA NETWORK (LAN) COSTS	A	300	
BED105		2016	MARKETING/PROMOTION SERVICES	A	39,000	3,000
BED105		2016	MISCELLANEOUS EXPENSES	A	341,898	25,040
BED105		2016	OFFICE SUPPLIES	A	650	2,231
BED105		2016	OTHER RENTALS	A	-	2,067
BED105		2016	OTHER SUPPLIES	A	200	214
BED105		2016	OTHER SUPPLIES - GROUNDS & LANDSCAPE	A		288

Department of Business, Economic Development and Tourism
Operational Expenditures FY15, FY16, FY17

Table D

BED105	2016	OUT-SERVICE TRAINING & REGISTRATION FEES	A	-	1,610
BED105	2016	Payroll	A	764,327	764,324
BED105	2016	PHOTOGRAPHIC SERVICES	A	1,500	
BED105	2016	POSTAGE & MAILING SERVICES	A	20	1,069
BED105	2016	PRINTING & BINDING	A	1,000	12,268
BED105	2016	R & M - BLDGS & STRUC, ROUTINE MAINTENANCE	A	-	14,462
BED105	2016	R & M - COPY MACHINE	A	50	43
BED105	2016	R & M - MACH & EQPT, ROUTINE MAINTENANCE	A	500	32,329
BED105	2016	REFUSE COLLECTION SERVICES	A	-	3,540
BED105	2016	RENTAL OF COPY MACHINE	A	5,000	5,573
BED105	2016	RENTAL OF OTHER OFFICE EQUIPMENT	A	-	1,190
BED105	2016	REPAIR & MAINTENANCE - EDP EQUIPMENT	A	200	
BED105	2016	REPAIR & MAINTENANCE - OFFICE EQUIPMENT	A	100	122
BED105	2016	REPAIR & MAINTENANCE - POSTAGE MACHINE	A		133
BED105	2016	REPAIR & MAINTENANCE SUPPLIES	A		658
BED105	2016	REPAIR & MAINTENANCE SUPPLIES - BUILDINGS	A		1,462
BED105	2016	SERVICES ON A FEE BASIS	A	3,000	299,890
BED105	2016	SUBSCRIPTIONS	A	300	336
BED105	2016	SUBSISTENCE ALLOWANCE, INTRASTATE	A	1,000	4,612
BED105	2016	SUBSISTENCE ALLOWANCE, OUT-OF-STATE	A	2,000	15,653
BED105	2016	TELEPHONE & TELEGRAPH	A	1,000	15,800
BED105	2016	TRADE SHOW/PRODUCT PROMOTION SUPPLIES	A	2,000	3,888
BED105	2016	TRANSPORTATION, INTRASTATE	A	1,500	3,003
BED105	2016	TRANSPORTATION, OUT-OF-STATE	A	1,800	4,206
BED105	2016	TV CABLE SERVICES	A	600	1,885
BED105	2016	WATER	A	-	903
BED107	2016	ADVERTISING	B	8,000	
BED107	2016	ALARM SERVICES	B	32,000	16,415
BED107	2016	AWARDS	B	200	
BED107	2016	BANK SERVICE FEES	B	150	
BED107	2016	BLUEPRINTING SERVICES	B	500	
BED107	2016	BOOTH SPACE RENTAL	B	150	
BED107	2016	CAR MILEAGE	B	300	761
BED107	2016	COMPUTER PAPER & SUPPLIES	B	2,500	
BED107	2016	COMPUTER PROGRAMS/SOFTWARE	B	8,000	
BED107	2016	COMPUTER SERVICES (OTHER THAN STATE)	B	60,000	47,601
BED107	2016	CONTRACTS & OTHER GOVERNMENT AGENCIES	B	-	
BED107	2016	COPY MACHINE PAPER & SUPPLIES	B	350	1,166
BED107	2016	DUES TO PROFESSIONAL ASSOCIATIONS	B	2,000	1,550
BED107	2016	ELECTRICITY	B	314,055	226,078
BED107	2016	FREIGHT & DELIVERY CHARGES	B	300	118

Department of Business, Economic Development and Tourism
Operational Expenditures FY15, FY16, FY17

Table D

BED107		2016	GAS	B	12,000	16,598
BED107		2016	HIRE OF PASSENGER CARS	B	400	103
BED107		2016	INSURANCE CLAIMS/REIMBURSEMENTS	B	1,000	
BED107		2016	INSURANCE PREMIUM EXPENSE	B	10,000	5,295
BED107		2016	INTEREST ON DELINQUENT PAYMENT	B	100	13
BED107		2016	JANITORIAL SERVICES	B	17,000	28,346
BED107		2016	JANITORIAL SUPPLIES	B	7,800	8,558
BED107		2016	LEGAL NOTICES & CLASSIFIED ADS	B	100	
BED107		2016	LIBRARY BOOKS, PUBLICATIONS & REPORTS	B	-	
BED107		2016	LOCAL AREA NETWORK (LAN) COSTS	B	800	
BED107		2016	MACHINERY & OTHER EQUIPMENT	B		3,278
BED107		2016	MARKETING/PROMOTION SERVICES	B	5,000	7,254
BED107		2016	MISCELLANEOUS EXPENSES	B	2,000	5,699
BED107		2016	MOTOR VEHICLE GAS & OIL	B	800	623
BED107		2016	OFFICE BUILDING RENOVATION	B		5,316
BED107		2016	OFFICE EQUIPMENT & FURNISHINGS	B		20,933
BED107		2016	OFFICE SUPPLIES	B	1,500	2,646
BED107		2016	OTHER EDP RENTALS	B	100	
BED107		2016	OTHER RENTALS	B	2,000	
BED107		2016	OTHER SUPPLIES	B	1,500	2,938
BED107		2016	OUT-SERVICE TRAINING & REGISTRATION FEES	B	2,000	283
BED107		2016	Payroll	B	1,198,050	1,071,070
BED107		2016	PERSONAL SERVICES RENDERED BY OTHER STATE AGENCIES (STATE EMPLOYEES)	B	-	21
BED107		2016	PHOTOGRAPHIC SERVICES	B	200	
BED107		2016	POSTAGE & MAILING SERVICES	B	2,500	964
BED107		2016	PRINTING & BINDING	B	2,200	1,583
BED107		2016	R & M - BLDGS & STRUC, ROUTINE MAINTENANCE	B	10,000	8,355
BED107		2016	R & M - BLDGS & STRUC. SPECIAL MAINTENANCE	B	15,000	6,425
BED107		2016	R & M - GROUNDS, ROUTINE MAINTENANCE	B	12,000	1,082
BED107		2016	R & M - GROUNDS, SPECIAL MAINTENANCE	B	25,000	6,430
BED107		2016	R & M - MACH & EQPT, ROUTINE MAINTENANCE	B	20,000	35,594
BED107		2016	R & M - MACH & EQPT. SPECIAL MAINTENANCE	B	2,000	4,721
BED107		2016	R & M - MOTOR VEHICLES	B	750	20
BED107		2016	R & M - OTHER	B	30,000	51,395
BED107		2016	REFUSE COLLECTION SERVICES	B	15,000	8,737
BED107		2016	RENTAL OF COPY MACHINE	B	9,000	8,812
BED107		2016	RENTAL OF OTHER OFFICE EQUIPMENT	B	250	
BED107		2016	REPAIR & MAINTENANCE - EDP EQUIPMENT	B	300	1,274
BED107		2016	REPAIR & MAINTENANCE - OFFICE EQUIPMENT	B	2,500	757
BED107		2016	REPAIR & MAINTENANCE - POSTAGE MACHINE	B	500	

Department of Business, Economic Development and Tourism
Operational Expenditures FY15, FY16, FY17

Table D

BED107		2016	SAFETY SUPPLIES	B	800	603
BED107		2016	SECURITY & GUARD SERVICES	B	112,000	160,152
BED107		2016	SERVICES ON A FEE BASIS	B	2,500	9,150
BED107		2016	SPECIAL FUND ASSESSMENT	B	80,000	130,203
BED107		2016	SPECIAL PROGRAM COSTS	B	18,500	
BED107		2016	SUBSCRIPTIONS	B	1,500	1,791
BED107		2016	SUBSISTENCE ALLOWANCE, INTRASTATE	B	700	100
BED107		2016	SUBSISTENCE ALLOWANCE, OUT-OF-STATE	B	5,000	3,189
BED107		2016	TELEPHONE & TELEGRAPH	B	22,000	20,716
BED107		2016	TRADE SHOW/PRODUCT PROMOTION SUPPLIES	B	100	2,376
BED107		2016	TRANSPORTATION, INTRASTATE	B	800	787
BED107		2016	TRANSPORTATION, OUT-OF-STATE	B	2,500	1,058
BED107		2016	WATER	B	42,000	55,557
BED107		2016	WORKERS COMPENSATION	B	1,500	
BED107		2016	CEDED LANDS REVENUE PAYMENTS TO OHA	T		7,023
BED113		2016	*Govt	B		92,509,998
BED113		2016	*Interest	B		14,755,000
BED113		2016	*IT	B		149,501
BED113		2016	*Rental	B	25,000	
BED113		2016	*Special Assess	B		435
BED113		2016	*Subsistence	B		157
BED113		2016	*Subsistence - out of state	B		6,438
BED113		2016	*Subsistence - Tvl	B		1,622
BED113		2016	BANK SERVICE FEES	B	7,000	
BED113		2016	BOARDS & COMMISSIONS EXPENDITURES	B	47,800	10
BED113		2016	CAR MILEAGE	B	-	
BED113		2016	CAR RENTAL, NON-EMPLOYEE	B		2,507
BED113		2016	COMPUTER PAPER & SUPPLIES	B		466
BED113		2016	COMPUTER PROGRAMS/SOFTWARE	B	10,000	18,338
BED113		2016	COMPUTER SERVICES (OTHER THAN STATE)	B		14,939
BED113		2016	COPY MACHINE PAPER & SUPPLIES	B		1,201
BED113		2016	COURT REPORTER FEES	B		600
BED113		2016	DUES TO PROFESSIONAL ASSOCIATIONS	B		128,617
BED113		2016	FREIGHT & DELIVERY CHARGES	B	4,300	1,874
BED113		2016	Govt	B	4,000,000	
BED113		2016	HIRE OF PASSENGER CARS	B	1,000	1,419
BED113		2016	INDIRECT COSTS - FEDERAL GRANTS	B		59,853
BED113		2016	INSURANCE PREMIUM EXPENSE	B	370,000	205,181
BED113		2016	INTEREST ON BONDED DEBT	B	12,510,000	5,245,000
BED113		2016	JANITORIAL SERVICES	B		116,755
BED113		2016	JANITORIAL SUPPLIES	B		395

Department of Business, Economic Development and Tourism
Operational Expenditures FY15, FY16, FY17

Table D

BED113	2016	LEGAL NOTICES & CLASSIFIED ADS	B	10,000	7,478
BED113	2016	LIBRARY BOOKS, PUBLICATIONS & REPORTS	B	-	16
BED113	2016	MISCELLANEOUS EXPENSES	B	11,572,132	33,380
BED113	2016	MOTOR POOL CARS	B	6,000	6,180
BED113	2016	OFFICE EQUIPMENT & FURNISHINGS	B		1,183
BED113	2016	OFFICE SUPPLIES	B	15,500	6,916
BED113	2016	OPERATING TRANSFER TO SPECIAL FUND	B		3,950,000
BED113	2016	OTHER RENTALS	B	12,000	13,200
BED113	2016	OTHER SUPPLIES	B	5,000	3,401
BED113	2016	OUT-SERVICE TRAINING & REGISTRATION FEES	B	20,000	5,492
BED113	2016	PAYMENTS FOR DEBT RETIREMENTS	B	13,920,000	
BED113	2016	Payroll	B	3,741,302	3,089,370
BED113	2016	PHOTOGRAPHIC SERVICES	B	-	
BED113	2016	POSTAGE & MAILING SERVICES	B	7,500	1,190
BED113	2016	PRINTING & BINDING	B	1,000	257
BED113	2016	Protocol	B		38
BED113	2016	PROTOCOL FUND - COFFEE SERVICE	B		2,409
BED113	2016	PROTOCOL FUND - GIFTS	B		1,366
BED113	2016	PROTOCOL FUND - LEIS	B		145
BED113	2016	PROTOCOL FUND - MEALS	B		6,218
BED113	2016	PURCHASE OF MICRO/MINI COMPUTER	B		1,473
BED113	2016	R & M - OTHER	B	1,650,000	
BED113	2016	RENTAL OF COPY MACHINE	B		3,160
BED113	2016	REPAIR & MAINTENANCE - OFFICE EQUIPMENT	B	3,000	83
BED113	2016	SERVICES ON A FEE BASIS	B	93,018,084	47,414
BED113	2016	SUBSCRIPTIONS	B	137,000	2,169
BED113	2016	SUBSISTENCE ALLOWANCE, INTRASTATE	B	25,000	9,092
BED113	2016	SUBSISTENCE ALLOWANCE, INTRASTATE, NON-EMPLOYEE	B		2,107
BED113	2016	SUBSISTENCE ALLOWANCE, OUT-OF-STATE	B	50,000	76,525
BED113	2016	SUBSISTENCE, OUT-OF-STATE, NON-EMPLOYEE	B		4,283
BED113	2016	TELEPHONE & TELEGRAPH	B	20,000	8,244
BED113	2016	TRANSPORTATION, INTRASTATE	B	30,000	11,225
BED113	2016	TRANSPORTATION, OUT-OF-STATE	B	55,000	82,965
BED113	2016	TRANSPORTATION, OUT-OF-STATE, NON-EMPLOYEE	B		8,210
BED113	2016	TRANSPORTATION. INTRASTATE, NON-EMPLOYEE	B		19,380
BED113	2016	TV CABLE SERVICES	B	1,000	1,640
BED113	2016	Other Agencies	B		654,977
BED120	2016	MISCELLANEOUS EXPENSES	A	222,974	
BED120	2016	OTHER GRANTS-IN-AID	A		211,825
BED120	2016	HGIA Loans	B		386,269
BED120	2016	ADVERTISING	B	-	1,875

Department of Business, Economic Development and Tourism
Operational Expenditures FY15, FY16, FY17

Table D

BED120		2016	DUES TO PROFESSIONAL ASSOCIATIONS	B		125
BED120		2016	Equipment	B		105
BED120		2016	HIRE OF PASSENGER CARS	B	-	898
BED120		2016	HONORARIUM/APPEARANCE FEES	B	-	1,500
BED120		2016	INSURANCE PREMIUM EXPENSE	B		216
BED120		2016	INTEREST ON BONDED DEBT	B		4,472,690
BED120		2016	LANGUAGE TRANSLATION/ASSISTANCE SERVICES	B		942
BED120		2016	LIBRARY BOOKS, PUBLICATIONS & REPORTS	B	-	20
BED120		2016	MARKETING/PROMOTION SERVICES	B	-	36,662
BED120		2016	MISCELLANEOUS EXPENSES	B	50,000,000	7,847
BED120		2016	MOTOR POOL CARS	B	100	70
BED120		2016	OFFICE EQUIPMENT & FURNISHINGS	B		1,952
BED120		2016	OFFICE SUPPLIES	B	6,000	5,928
BED120		2016	OTHER INTEREST EXPENSE	B		2,532
BED120		2016	OTHER RENTALS	B	5,000	3,588
BED120		2016	OTHER SUPPLIES	B	1,500	35
BED120		2016	OUT-SERVICE TRAINING & REGISTRATION FEES	B	-	5,860
BED120		2016	Payment	B		1,693,357
BED120		2016	PAYMENTS FOR DEBT RETIREMENTS	B		9,132,043
BED120		2016	Payroll	B	3,754,368	3,659,964
BED120		2016	PERSONAL SERVICES RENDERED BY OTHER STATE AGENCIES (STATE EMPLOYEES)	B	-	118
BED120		2016	POSTAGE & MAILING SERVICES	B		336
BED120		2016	PRINTING & BINDING	B		1,179
BED120		2016	PURCHASE OF MICRO/MINI COMPUTER	B		11,681
BED120		2016	PURCHASE OF PRINTER	B		432
BED120		2016	R & M - MOTOR VEHICLES	B		732
BED120		2016	Redsistributed Current Expenses	B		1,900
BED120		2016	RENTAL OF COPY MACHINE	B		17,754
BED120		2016	REPAIR & MAINTENANCE - OFFICE EQUIPMENT	B		24
BED120		2016	SERVICE FEES FOR ELECTRONIC TRANSFER	B		15
BED120		2016	SERVICES ON A FEE BASIS	B	1,303,013	1,285,037
BED120		2016	SPECIAL FUND ASSESSMENT	B	-	196,963
BED120		2016	SPECIAL PROGRAM COSTS	B	-	
BED120		2016	SUBSCRIPTIONS	B		46,569
BED120		2016	SUBSISTENCE ALLOWANCE, INTRASTATE	B		4,117
BED120		2016	SUBSISTENCE ALLOWANCE, OUT-OF-STATE	B		26,751
BED120		2016	TELEPHONE & TELEGRAPH	B	20,000	22,442
BED120		2016	TRADE SHOW/PRODUCT PROMOTION SUPPLIES	B		50
BED120		2016	TRANSPORTATION, INTRASTATE	B	5,000	3,477
BED120		2016	TRANSPORTATION, OUT-OF-STATE	B	15,000	15,013

Department of Business, Economic Development and Tourism
Operational Expenditures FY15, FY16, FY17

Table D

BED120	2016	DUES AND SUBSCRIPTIONS - SUBSCRIPTIONS	B	20,000	
BED120	2016	POSTAGE	B	350	
BED120	2016	PRINTING AND BINDING	B	500	
BED120	2016	ADVERTISING	B	1,000	
BED120	2016	SUBSISTENCE, ALLOWANCE, INTRA-STATE	B	5,000	
BED120	2016	SUBSISTENCE, ALLOWANCE, OUT-OF-STATE	B	20,000	
BED120	2016	RENTAL OF EQUIPMENT (5610, 5640)	B	18,000	
BED120	2016	REPAIR AND MAINTENANCE	B	1,000	
BED120	2016	REPAIR AND MAINTENANCE - EDP EQUIPMENT	B	5,000	
BED120	2016	INSURANCE	B	300	
BED120	2016	SERVICES ON A FEE	B	361,326	
BED120	2016	CONFERENCES & SEMINARS BY DBED	N		1,861
BED120	2016	DUES TO PROFESSIONAL ASSOCIATIONS	N		2,010
BED120	2016	MARKETING/PROMOTION SERVICES	N	-	11,148
BED120	2016	MISCELLANEOUS EXPENSES	N	958,112	
BED120	2016	OFFICE SUPPLIES	N		73
BED120	2016	OUT-SERVICE TRAINING & REGISTRATION FEES	N	-	2,211
BED120	2016	PHOTOGRAPHIC SERVICES	N		131
BED120	2016	PRINTING & BINDING	N		905
BED120	2016	RENTAL OF OTHER OFFICE EQUIPMENT	N		670
BED120	2016	SERVICES ON A FEE BASIS	N	541,888	150,675
BED120	2016	SUBSCRIPTIONS	N	-	533
BED120	2016	SUBSISTENCE ALLOWANCE, INTRASTATE	N	-	393
BED120	2016	SUBSISTENCE ALLOWANCE, OUT-OF-STATE	N	-	7,072
BED120	2016	TRADE SHOW/PRODUCT PROMOTION SUPPLIES	N		56
BED120	2016	TRANSPORTATION, INTRASTATE	N	-	1,529
BED120	2016	TRANSPORTATION, OUT-OF-STATE	N	-	2,750
BED128	2016	CAR MILEAGE	A		22
BED128	2016	CAR RENTAL, NON-EMPLOYEE	A		264
BED128	2016	DUES TO PROFESSIONAL ASSOCIATIONS	A	-	1,500
BED128	2016	FREIGHT & DELIVERY CHARGES	A	500	158
BED128	2016	HIRE OF PASSENGER CARS	A	-	400
BED128	2016	MISCELLANEOUS EXPENSES	A	11,118	
BED128	2016	OFFICE SUPPLIES	A	9,694	
BED128	2016	OTHER RENTALS	A	24,000	
BED128	2016	Payroll	A	157,713	157,664
BED128	2016	POSTAGE & MAILING SERVICES	A	4,500	43
BED128	2016	PRINTING & BINDING	A	1,000	
BED128	2016	RENTAL OF COPY MACHINE	A		10
BED128	2016	SERVICES ON A FEE BASIS	A	13,566	515,000
BED128	2016	SUBSISTENCE ALLOWANCE, INTRASTATE, NON-EMPLOYEE	A	5,000	

Department of Business, Economic Development and Tourism
Operational Expenditures FY15, FY16, FY17

Table D

BED128	2016	SUBSISTENCE, OUT-OF-STATE, NON-EMPLOYEE	A	-	1,285
BED128	2016	TELEPHONE & TELEGRAPH	A	8,600	1,161
BED128	2016	TRANSPORTATION, INTRASTATE	A	9,000	
BED128	2016	TRANSPORTATION, OUT-OF-STATE	A	11,000	
BED128	2016	TRANSPORTATION, OUT-OF-STATE, NON-EMPLOYEE	A	-	724
BED128	2016	Challenger Center	A	248,656	248,656
BED128	2016	PISCES	A	400,000	
BED130	2016	CABLES & WIRING SERVICES - EDP	A		6,790
BED130	2016	COMPUTER PROGRAMS/SOFTWARE	A	-	51,661
BED130	2016	COMPUTER SERVICES (OTHER THAN STATE)	A		14,840
BED130	2016	DUES TO PROFESSIONAL ASSOCIATIONS	A		1,444
BED130	2016	HIRE OF PASSENGER CARS	A	4,500	
BED130	2016	LIBRARY BOOKS, PUBLICATIONS & REPORTS	A	1,800	
BED130	2016	MISCELLANEOUS EXPENSES	A	29,388	1,535
BED130	2016	MOTOR POOL CARS	A		720
BED130	2016	OFFICE EQUIPMENT & FURNISHINGS	A		11,367
BED130	2016	OFFICE SUPPLIES	A	2,600	6,119
BED130	2016	OUT-SERVICE TRAINING & REGISTRATION FEES	A	-	2,996
BED130	2016	Payroll	A	889,053	884,696
BED130	2016	POSTAGE & MAILING SERVICES	A	1,000	40
BED130	2016	PRINTING & BINDING	A	2,322	
BED130	2016	PURCHASE OF MICRO/MINI COMPUTER	A		30,823
BED130	2016	PURCHASE OF OTHER EDP EQUIPMENT	A		22,370
BED130	2016	PURCHASE OF PRINTER	A		2,718
BED130	2016	RENTAL OF COPY MACHINE	A	6,366	5,348
BED130	2016	REPAIR & MAINTENANCE - EDP EQUIPMENT	A	632	
BED130	2016	REPAIR & MAINTENANCE - OFFICE EQUIPMENT	A	1,100	
BED130	2016	SERVICES ON A FEE BASIS	A	78,171	108,236
BED130	2016	SUBSCRIPTIONS	A	2,469	27,717
BED130	2016	SUBSISTENCE ALLOWANCE, OUT-OF-STATE	A	5,000	1,876
BED130	2016	TELEPHONE & TELEGRAPH	A	3,144	7,135
BED130	2016	TRANSPORTATION, INTRASTATE	A	324	
BED130	2016	TRANSPORTATION, OUT-OF-STATE	A	-	1,191
BED130	2016	RPTx Study	A	100,000	
BED138	2016	ADVERTISING	B		75
BED138	2016	BOARDS & COMMISSIONS EXPENDITURES	B		139
BED138	2016	DUES TO PROFESSIONAL ASSOCIATIONS	B		75
BED138	2016	ELECTRICITY	B		1,000
BED138	2016	HIRE OF PASSENGER CARS	B		152
BED138	2016	MISCELLANEOUS EXPENSES	B	522,846	
BED138	2016	OFFICE SUPPLIES	B		2,623

Department of Business, Economic Development and Tourism
Operational Expenditures FY15, FY16, FY17

Table D

BED138	2016	OTHER SUPPLIES	B		509
BED138	2016	OUT-SERVICE TRAINING & REGISTRATION FEES	B		2,403
BED138	2016	Payroll	B	477,154	413,318
BED138	2016	PERSONAL SERVICES RENDERED BY OTHER STATE AGENCIES (STATE EMPLOYEES)	B		47
BED138	2016	POSTAGE & MAILING SERVICES	B		42
BED138	2016	PRINTING & BINDING	B		255
BED138	2016	PURCHASE OF PRINTER	B		227
BED138	2016	RENTAL OF COPY MACHINE	B		581
BED138	2016	SERVICES ON A FEE BASIS	B		336,126
BED138	2016	SPECIAL PROGRAM COSTS	B		250
BED138	2016	SUBSCRIPTIONS	B		78
BED138	2016	SUBSISTENCE ALLOWANCE, INTRASTATE	B		332
BED138	2016	SUBSISTENCE ALLOWANCE, OUT-OF-STATE	B		2,205
BED138	2016	TELEPHONE & TELEGRAPH	B		2,811
BED138	2016	TRANSPORTATION, INTRASTATE	B		374
BED138	2016	TRANSPORTATION, OUT-OF-STATE	B		1,133
BED138	2016	UNEMPLOYMENT BENEFITS PAYMENTS	B		2,162
BED142	2016	AWARDS	A	2,600	1,396
BED142	2016	CAR MILEAGE	A	7,500	6,918
BED142	2016	CAR RENTAL, NON-EMPLOYEE	A		1,967
BED142	2016	COMPUTER PAPER & SUPPLIES	A		5,863
BED142	2016	COMPUTER PROGRAMS/SOFTWARE	A	-	86,522
BED142	2016	COMPUTER SERVICES (OTHER THAN STATE)	A		4,840
BED142	2016	CONFERENCES & SEMINARS BY DBED	A	-	20
BED142	2016	COPY MACHINE PAPER & SUPPLIES	A		2,885
BED142	2016	DUES TO PROFESSIONAL ASSOCIATIONS	A		11,700
BED142	2016	ELECTRICITY	A		800
BED142	2016	HIRE OF PASSENGER CARS	A	-	-
BED142	2016	INTEREST ON DELINQUENT PAYMENT	A		22
BED142	2016	MISCELLANEOUS EXPENSES	A	17,500	14,988
BED142	2016	OFFICE EQUIPMENT & FURNISHINGS	A		6,940
BED142	2016	OFFICE SUPPLIES	A	13,570	12,491
BED142	2016	OTHER SUPPLIES	A		163
BED142	2016	OUT-SERVICE TRAINING & REGISTRATION FEES	A	1,000	9,899
BED142	2016	Payroll	A	1,582,315	1,609,554
BED142	2016	POSTAGE & MAILING SERVICES	A	4,000	3,145
BED142	2016	PRINTING & BINDING	A	1,500	693
BED142	2016	PROTOCOL FUND - GIFTS	A		690
BED142	2016	PROTOCOL FUND - MEALS	A		1,810
BED142	2016	PURCHASE OF MICRO/MINI COMPUTER	A		2,876

Department of Business, Economic Development and Tourism
Operational Expenditures FY15, FY16, FY17

Table D

BED142		2016	PURCHASE OF OTHER EDP EQUIPMENT	A		15,676
BED142		2016	RENTAL OF COPY MACHINE	A	18,000	9,459
BED142		2016	REPAIR & MAINTENANCE - OFFICE EQUIPMENT	A	4,000	15,318
BED142		2016	SERVICES ON A FEE BASIS	A	100,000	425,000
BED142		2016	SUBSCRIPTIONS	A	1,000	320
BED142		2016	SUBSISTENCE ALLOWANCE, INTRASTATE	A	1,000	7,456
BED142		2016	SUBSISTENCE ALLOWANCE, OUT-OF-STATE	A	20,000	17,903
BED142		2016	TELEPHONE & TELEGRAPH	A	15,000	17,701
BED142		2016	TRANSPORTATION, INTRASTATE	A	2,000	1,790
BED142		2016	TRANSPORTATION, OUT-OF-STATE	A	25,000	15,286
BED142		2016	TRANSPORTATION, INTRASTATE, NON-EMPLOYEE	A		8,351
BED142		2016	TV CABLE SERVICES	A		175
BED142		2016	Computers	A	64,960	
BED142		2016	BOOTH SPACE RENTAL	T		67,399
BED142		2016	CONTRACTS & OTHER GOVERNMENT AGENCIES	T		4,856
BED142		2016	REFUNDS OF PRIOR YEAR RECEIPTS	T		10,763
BED142		2016	SERVICES ON A FEE BASIS	T		22,500
BED142		2016	TRANSPORTATION, OUT-OF-STATE	T		4,101
BED143		2016	AWARDS	A		1,904,461
BED143		2016	CONFERENCES & SEMINARS BY DBED	A		95,494
BED143		2016	DUES TO PROFESSIONAL ASSOCIATIONS	A		5,000
BED143		2016	INSURANCE PREMIUM EXPENSE	A	-	20,710
BED143		2016	OUT-SERVICE TRAINING & REGISTRATION FEES	A		1,200
BED143		2016	Payroll	A		340,339
BED143		2016	SERVICES ON A FEE BASIS	A	544,602	98,124
BED143		2016	SMALL BUSINESS INNOVATION & RESEARCH (SBIR) AWARDS	A		2,520,000
BED143		2016	SMALL BUS INNOVATION RESEARCH GRANT	A	520,000	
BED143		2016	ADVERTISING	B	-	999
BED143		2016	BOARDS & COMMISSIONS EXPENDITURES	B		963
BED143		2016	CAR MILEAGE	B	-	1,214
BED143		2016	CAR MILEAGE - BOARD & COMMISSION MEMBERS	B		1,500
BED143		2016	CAR RENTAL, NON-EMPLOYEE	B		506
BED143		2016	COMPUTER PROGRAMS/SOFTWARE	B		1,540
BED143		2016	CONFERENCES & SEMINARS BY DBED	B		177,884
BED143		2016	CONTRACTS & OTHER GOVERNMENT AGENCIES	B		10,000
BED143		2016	COPY MACHINE PAPER & SUPPLIES	B		615
BED143		2016	DUES TO PROFESSIONAL ASSOCIATIONS	B	-	2,009
BED143		2016	FREIGHT & DELIVERY CHARGES	B		5,994
BED143		2016	HIRE OF PASSENGER CARS	B	-	3,132
BED143		2016	LEGAL NOTICES & CLASSIFIED ADS	B	-	2,721
BED143		2016	MACHINERY & OTHER EQUIPMENT	B		419

Department of Business, Economic Development and Tourism
Operational Expenditures FY15, FY16, FY17

Table D

BED143		2016	MISCELLANEOUS EXPENSES	B		419
BED143		2016	OFFICE SUPPLIES	B	-	2,389
BED143		2016	OTHER SUPPLIES	B	-	239
BED143		2016	OUT-SERVICE TRAINING & REGISTRATION FEES	B		17,825
BED143		2016	Payroll	B		526,156
BED143		2016	PERSONAL SERVICES RENDERED BY OTHER STATE AGENCIES (STATE EMPLOYEES)	B		107
BED143		2016	POSTAGE & MAILING SERVICES	B		1,301
BED143		2016	PRINTING & BINDING	B	-	13,067
BED143		2016	PROTOCOL FUND - COFFEE SERVICE	B		142
BED143		2016	PROTOCOL FUND - GIFTS	B		179
BED143		2016	PROTOCOL FUND - LEIS	B		379
BED143		2016	PROTOCOL FUND - MEALS	B		1,027
BED143		2016	PURCHASE OF MICRO/MINI COMPUTER	B		7,201
BED143		2016	RENTAL OF COPY MACHINE	B		5,650
BED143		2016	REPAIR & MAINTENANCE - EDP EQUIPMENT	B		187
BED143		2016	SERVICES ON A FEE BASIS	B	2,366,158	911,532
BED143		2016	SPECIAL FUND ASSESSMENT	B	29,375	64,651
BED143		2016	SPECIAL PROGRAM COSTS	B		4,628
BED143		2016	SUBSCRIPTIONS	B	-	109
BED143		2016	SUBSISTENCE ALLOWANCE, INTRASTATE	B	-	8,308
BED143		2016	SUBSISTENCE ALLOWANCE, INTRASTATE, NON-EMPLOYEE	B		826
BED143		2016	SUBSISTENCE ALLOWANCE, OUT-OF-STATE	B	-	15,529
BED143		2016	TELEPHONE & TELEGRAPH	B	-	11,197
BED143		2016	TRANSPORTATION, INTRASTATE	B	-	14,086
BED143		2016	TRANSPORTATION, OUT-OF-STATE	B	-	11,221
BED143		2016	TRANSPORTATION. INTRASTATE, NON-EMPLOYEE	B		2,061
BED143		2016	SPECIAL PRGRAM COSTS	B	1,394,017	
BED143		2016	CAR MILEAGE	P		293
BED143		2016	FREIGHT & DELIVERY CHARGES	P		1,156
BED143		2016	HIRE OF PASSENGER CARS	P		152
BED143		2016	JANITORIAL SERVICES	P		2,550
BED143		2016	MISCELLANEOUS EXPENSES	P		42
BED143		2016	OFFICE SUPPLIES	P		173
BED143		2016	OTHER RENTALS	P		132
BED143		2016	OUT-SERVICE TRAINING & REGISTRATION FEES	P		1,068
BED143		2016	Payroll	P		92,480
BED143		2016	PERSONAL SERVICES RENDERED BY OTHER STATE AGENCIES (STATE EMPLOYEES)	P		22
BED143		2016	POSTAGE & MAILING SERVICES	P		20
BED143		2016	PROTOCOL FUND - MEALS	P		115

Department of Business, Economic Development and Tourism
Operational Expenditures FY15, FY16, FY17

Table D

BED143	2016	PURCHASE OF MICRO/MINI COMPUTER	P		2,669
BED143	2016	R & M - BLDGS & STRUC. SPECIAL MAINTENANCE	P		16
BED143	2016	R & M - MACH & EQPT. SPECIAL MAINTENANCE	P		28,234
BED143	2016	REFUSE COLLECTION SERVICES	P		322
BED143	2016	RENTAL OF COPY MACHINE	P		775
BED143	2016	RENTAL OF LAND & BUILDING	P	-	61,691
BED143	2016	SERVICES ON A FEE BASIS	P	-	1,235,750
BED143	2016	SUBSCRIPTIONS	P		540
BED143	2016	SUBSISTENCE ALLOWANCE, INTRASTATE	P		628
BED143	2016	SUBSISTENCE ALLOWANCE, OUT-OF-STATE	P	-	2,179
BED143	2016	TELEPHONE & TELEGRAPH	P		799
BED143	2016	TRANSPORTATION, INTRASTATE	P		377
BED143	2016	TRANSPORTATION, OUT-OF-STATE	P	-	2,762
BED143	2016	HCATT HICKAM AFB PROJECTS	P	15,989,710	
BED143	2016	AWARDS	W		1,000,000
BED143	2016	HAWAII TECHNOLOGY LOAN REVOLVING FUND	W	1,500,000	
BED144	2016	*Rental	A	3,500	
BED144	2016	*Service	A	8,000	
BED144	2016	CAR MILEAGE	A	321	12
BED144	2016	COMPUTER PAPER & SUPPLIES	A	-	687
BED144	2016	COMPUTER PROGRAMS/SOFTWARE	A	-	2,225
BED144	2016	COMPUTER SERVICES (OTHER THAN STATE)	A	-	4,764
BED144	2016	COURT REPORTER FEES	A	-	26,191
BED144	2016	DUES TO PROFESSIONAL ASSOCIATIONS	A	10,440	24,637
BED144	2016	HIRE OF PASSENGER CARS	A	210	972
BED144	2016	LIBRARY BOOKS, PUBLICATIONS & REPORTS	A	-	26,199
BED144	2016	MISCELLANEOUS EXPENSES	A	2,161	717
BED144	2016	OFFICE EQUIPMENT & FURNISHINGS	A		2,702
BED144	2016	OFFICE SUPPLIES	A	1,000	402
BED144	2016	OTHER TRAVEL EXPENSES	A	1,800	
BED144	2016	OUT-SERVICE TRAINING & REGISTRATION FEES	A	-	9,486
BED144	2016	Payroll	A	753,537	749,286
BED144	2016	POSTAGE & MAILING SERVICES	A	768	
BED144	2016	PRINTING & BINDING	A	-	695
BED144	2016	PURCHASE OF MICRO/MINI COMPUTER	A		2,128
BED144	2016	PURCHASE OF PRINTER	A		231
BED144	2016	RENTAL OF COPY MACHINE	A	-	7,647
BED144	2016	RENTAL OF OTHER OFFICE EQUIPMENT	A	-	688
BED144	2016	REPAIR & MAINTENANCE - OFFICE EQUIPMENT	A	-	672
BED144	2016	SERVICES ON A FEE BASIS	A	491,509	380,193
BED144	2016	SUBSCRIPTIONS	A	-	1,210

Department of Business, Economic Development and Tourism
Operational Expenditures FY15, FY16, FY17

Table D

BED144		2016	SUBSISTENCE ALLOWANCE, INTRASTATE	A	9,640	3,679
BED144		2016	SUBSISTENCE ALLOWANCE, INTRASTATE, NON-EMPLOYEE	A	-	1,187
BED144		2016	SUBSISTENCE ALLOWANCE, OUT-OF-STATE	A	-	6,694
BED144		2016	TELEPHONE & TELEGRAPH	A	11,260	14,420
BED144		2016	TRANSPORTATION, INTRASTATE	A	11,800	3,784
BED144		2016	TRANSPORTATION, OUT-OF-STATE	A	-	4,142
BED144		2016	TRANSPORTATION. INTRASTATE, NON-EMPLOYEE	A	-	1,964
BED144		2016	CAR MILEAGE	N	70	
BED144		2016	DUES TO PROFESSIONAL ASSOCIATIONS	N	300	
BED144		2016	FREIGHT & DELIVERY CHARGES	N	2,000	
BED144		2016	HIRE OF PASSENGER CARS	N	2,000	
BED144		2016	INDIRECT COSTS - FEDERAL GRANTS	N	30,572	
BED144		2016	LEGAL NOTICES & CLASSIFIED ADS	N	7,000	
BED144		2016	LIBRARY BOOKS, PUBLICATIONS & REPORTS	N	200	
BED144		2016	MISCELLANEOUS EXPENSES	N	105,116	20,400
BED144		2016	MOTOR POOL CARS	N	-	60
BED144		2016	OFFICE SUPPLIES	N	2,300	
BED144		2016	OUT-SERVICE TRAINING & REGISTRATION FEES	N	2,000	445
BED144		2016	Payroll	N	880,648	722,907
BED144		2016	POSTAGE & MAILING SERVICES	N	2,000	
BED144		2016	PRINTING & BINDING	N	21,189	
BED144		2016	REPAIR & MAINTENANCE - OFFICE EQUIPMENT	N	1,300	
BED144		2016	SERVICES ON A FEE BASIS	N	1,238,950	939,025
BED144		2016	SUBSCRIPTIONS	N	1,200	
BED144		2016	SUBSISTENCE ALLOWANCE, INTRASTATE	N	8,437	
BED144		2016	SUBSISTENCE ALLOWANCE, OUT-OF-STATE	N	9,718	1,926
BED144		2016	TELEPHONE & TELEGRAPH	N	1,000	
BED144		2016	TRANSPORTATION, INTRASTATE	N	25,000	
BED144		2016	TRANSPORTATION, OUT-OF-STATE	N	9,000	1,650
BED144		2016	*Debt	W	700,000	
BED144		2016	ADVERTISING	W	300	
BED144		2016	CONFERENCES & SEMINARS BY DBED	W	15,295	
BED144		2016	INDIRECT COSTS - FEDERAL GRANTS	W	13,470	
BED144		2016	MISCELLANEOUS EXPENSES	W	1,000,000	
BED144		2016	MOLOKAI LOAN PROGRAM	W	-	533,070
BED144		2016	OFFICE SUPPLIES	W	250	
BED144		2016	PRINTING & BINDING	W	4,150	
BED144		2016	SERVICES ON A FEE BASIS	W	250,000	
BED144		2016	SUBSISTENCE ALLOWANCE, INTRASTATE	W	1,000	
BED144		2016	SUBSISTENCE ALLOWANCE, OUT-OF-STATE	W	6,100	
BED144		2016	TRANSPORTATION, INTRASTATE	W	1,435	

Department of Business, Economic Development and Tourism
Operational Expenditures FY15, FY16, FY17

Table D

BED144		2016	TRANSPORTATION, OUT-OF-STATE	W	8,000	
BED145		2016	INTERGOVERNMENTAL GRANTS-IN-AID	B		122,000
BED145		2016	INVESTMENTS	B	2,608,516	
BED145		2016	PERSONAL SERVICES RENDERED BY OTHER STATE AGENCIES (STATE EMPLOYEES)	B	-	4
BED145		2016	SPECIAL FUND ASSESSMENT	B	-	8
BED145		2016	BOARDS & COMMISSIONS EXPENDITURES	W	-	878
BED145		2016	CONFERENCES & SEMINARS BY DBED	W	-	303
BED145		2016	DUES TO PROFESSIONAL ASSOCIATIONS	W	-	3,500
BED145		2016	HIRE OF PASSENGER CARS	W	-	342
BED145		2016	INVESTMENTS	W	4,000,000	1,428,500
BED145		2016	LEGAL SERVICES	W	-	15,820
BED145		2016	MARKETING/PROMOTION SERVICES	W		191,456
BED145		2016	MISCELLANEOUS EXPENSES	W	25,604	414
BED145		2016	OFFICE SUPPLIES	W	-	154
BED145		2016	OUT-SERVICE TRAINING & REGISTRATION FEES	W	-	572
BED145		2016	Payroll	W	282,319	264,992
BED145		2016	PERSONAL SERVICES RENDERED BY OTHER STATE AGENCIES (STATE EMPLOYEES)	W	-	456
BED145		2016	POSTAGE & MAILING SERVICES	W	-	202
BED145		2016	PRINTING & BINDING	W	-	188
BED145		2016	PURCHASE OF OTHER EDP EQUIPMENT	W		226
BED145		2016	RENTAL OF COPY MACHINE	W	-	185
BED145		2016	SERVICES ON A FEE BASIS	W	-	20,000
BED145		2016	Subsistence Allowance Intra-State	W		200
BED145		2016	SUBSISTENCE ALLOWANCE, INTRASTATE	W	-	1,098
BED145		2016	SUBSISTENCE ALLOWANCE, OUT-OF-STATE	W	-	3,643
BED145		2016	TELEPHONE & TELEGRAPH	W	-	848
BED145		2016	TRANSPORTATION, INTRASTATE	W	-	2,590
BED145		2016	TRANSPORTATION, OUT-OF-STATE	W	-	513
BED146		2016	ADVERTISING	B	1,000	
BED146		2016	BLUEPRINTING SERVICES	B	-	103
BED146		2016	BOARDS & COMMISSIONS EXPENDITURES	B	2,556	179
BED146		2016	BOOTH SPACE RENTAL	B	200	
BED146		2016	CAR MILEAGE	B	2,000	617
BED146		2016	COMPUTER PROGRAMS/SOFTWARE	B	8,425	8,153
BED146		2016	COMPUTER SERVICES (OTHER THAN STATE)	B	-	3,110
BED146		2016	CONTRACTS & OTHER GOVERNMENT AGENCIES	B	-	1,440
BED146		2016	ELECTRICITY	B	4,172,351	1,579,699
BED146		2016	FREIGHT & DELIVERY CHARGES	B	5,000	601
BED146		2016	HIRE OF PASSENGER CARS	B	1,000	2,397

Department of Business, Economic Development and Tourism
Operational Expenditures FY15, FY16, FY17

Table D

BED146		2016	INSURANCE PREMIUM EXPENSE	B	1,400	13,268
BED146		2016	INTEREST ON DELINQUENT PAYMENT	B	-	13
BED146		2016	JANITORIAL SERVICES	B	9,600	
BED146		2016	JANITORIAL SUPPLIES	B	7,650	4,663
BED146		2016	LEGAL NOTICES & CLASSIFIED ADS	B	-	3,149
BED146		2016	MACHINERY & OTHER EQUIPMENT	B		26,331
BED146		2016	MARKETING/PROMOTION SERVICES	B	2,000	4,459
BED146		2016	MISCELLANEOUS EXPENSES	B	555,691	2,646
BED146		2016	MOTOR VEHICLE GAS & OIL	B	4,150	4,771
BED146		2016	OFFICE EQUIPMENT & FURNISHINGS	B		636
BED146		2016	OFFICE SUPPLIES	B	6,062	4,251
BED146		2016	OTHER SUPPLIES - CEMP (NELHA)	B	-	13,490
BED146		2016	OTHER SUPPLIES - WORKSHOP (NELHA)	B	-	1,695
BED146		2016	OTHER SUPPLIES	B	105,027	11,534
BED146		2016	OTHER SUPPLIES - GROUNDS & LANDSCAPE	B	-	8,738
BED146		2016	OUT-SERVICE TRAINING & REGISTRATION FEES	B	8,350	11,700
BED146		2016	Payroll	B	1,935,737	1,655,987
BED146		2016	PERSONAL SERVICES RENDERED BY OTHER STATE AGENCIES (STATE EMPLOYEES)	B	-	4,258
BED146		2016	POSTAGE & MAILING SERVICES	B	1,250	2,170
BED146		2016	PURCHASE OF MICRO/MINI COMPUTER	B		2,617
BED146		2016	PURCHASE OF MOTOR VEHICLES	B	35,000	
BED146		2016	R & M - GROUNDS, ROUTINE MAINTENANCE	B	-	6,037
BED146		2016	R & M - MACH & EQPT, ROUTINE MAINTENANCE	B	5,500	
BED146		2016	R & M - MACH & EQPT. SPECIAL MAINTENANCE	B	-	8,461
BED146		2016	R & M - MOTOR VEHICLES	B	750	14,909
BED146		2016	REFUSE COLLECTION SERVICES	B	7,500	6,922
BED146		2016	RENTAL OF COPY MACHINE	B	6,000	4,915
BED146		2016	REPAIR & MAINTENANCE - EDP EQUIPMENT	B	800	
BED146		2016	REPAIR & MAINTENANCE SUPPLIES	B	-	2,778
BED146		2016	REPAIR & MAINTENANCE SUPPLIES - BUILDINGS	B	-	31,179
BED146		2016	REPAIR & MAINTENANCE SUPPLIES - SEAWATER (NELHA)	B	-	89,418
BED146		2016	SAFETY SUPPLIES	B	-	2,422
BED146		2016	SECURITY & GUARD SERVICES	B	160,000	162,253
BED146		2016	SERVICES ON A FEE BASIS	B	189,475	105,752
BED146		2016	SPECIAL FUND ASSESSMENT	B	244,018	115,301
BED146		2016	SUBSCRIPTIONS	B	200	967
BED146		2016	SUBSISTENCE ALLOWANCE, INTRASTATE	B	8,465	4,499
BED146		2016	SUBSISTENCE ALLOWANCE, INTRASTATE, NON-EMPLOYEE	B	-	13
BED146		2016	SUBSISTENCE ALLOWANCE, OUT-OF-STATE	B	1,500	7,330
BED146		2016	TELEPHONE & TELEGRAPH	B	15,000	10,200

Department of Business, Economic Development and Tourism
Operational Expenditures FY15, FY16, FY17

Table D

BED146		2016	TRADE SHOW/PRODUCT PROMOTION SUPPLIES	B	-	3,931
BED146		2016	TRANSPORTATION, INTRASTATE	B	4,000	9,114
BED146		2016	TRANSPORTATION, OUT-OF-STATE	B	2,500	3,662
BED146		2016	TRANSPORTATION. INTRASTATE, NON-EMPLOYEE	B	-	771
BED146		2016	UNEMPLOYMENT BENEFITS PAYMENTS	B	-	1,088
BED146		2016	WATER	B	260,579	184,703
BED146		2016	CEDED LANDS REVENUE PAYMENTS TO OHA	T		383,459
BED150		2016	GAS	A		166
BED150		2016	MISCELLANEOUS EXPENSES	A		13,878
BED150		2016	OFFICE SUPPLIES	A		1,118
BED150		2016	OTHER SUPPLIES	A		46,969
BED150		2016	PRINTING & BINDING	A		320
BED150		2016	REFUSE COLLECTION SERVICES	A		224,549
BED150		2016	CEDED LANDS REVENUE PAYMENTS TO OHA	T		61,790
BED150		2016	*Govt	W		266,133
BED150		2016	ALARM SERVICES	W		2,702
BED150		2016	BLUEPRINTING SERVICES	W	1,000	
BED150		2016	CAR MILEAGE	W	9,200	1,535
BED150		2016	COMPUTER PAPER & SUPPLIES	W	10,000	3,936
BED150		2016	COMPUTER PROGRAMS/SOFTWARE	W	7,000	1,256
BED150		2016	COMPUTER SERVICES (OTHER THAN STATE)	W	3,000	2,073
BED150		2016	CONFERENCES & SEMINARS BY DBED	W	2,500	
BED150		2016	COPY MACHINE PAPER & SUPPLIES	W	8,000	825
BED150		2016	COURT REPORTER FEES	W	-	34,683
BED150		2016	DUES TO PROFESSIONAL ASSOCIATIONS	W	600	1,851
BED150		2016	ELECTRICITY	W	2,000	102,591
BED150		2016	GAS	W	-	8
BED150		2016	Govt	W		14,660
BED150		2016	HIRE OF PASSENGER CARS	W	-	51
BED150		2016	INSURANCE PREMIUM EXPENSE	W	33,000	19,515
BED150		2016	LEGAL NOTICES & CLASSIFIED ADS	W	23,000	1,607
BED150		2016	LIBRARY BOOKS, PUBLICATIONS & REPORTS	W	1,000	16
BED150		2016	LOCAL AREA NETWORK (LAN) COSTS	W	-	43,800
BED150		2016	MISCELLANEOUS EXPENSES	W	14,500	11,305
BED150		2016	MOTOR POOL CARS	W	16,000	6,915
BED150		2016	OFFICE SUPPLIES	W	9,000	2,753
BED150		2016	OTHER SUPPLIES	W	1,800	10,766
BED150		2016	OTHER TRAVEL EXPENSES	W	-	579
BED150		2016	OUT-SERVICE TRAINING & REGISTRATION FEES	W	4,000	4,130
BED150		2016	Payroll	W	542,742	481,538

Department of Business, Economic Development and Tourism
Operational Expenditures FY15, FY16, FY17

Table D

BED150	2016	PERSONAL SERVICES RENDERED BY OTHER STATE AGENCIES (STATE EMPLOYEES)	W	72,000	171,516
BED150	2016	POSTAGE & MAILING SERVICES	W	26,309	2,797
BED150	2016	PRINTING & BINDING	W	7,200	-
BED150	2016	PURCHASE OF MICRO/MINI COMPUTER	W		7,040
BED150	2016	PURCHASE OF MOTOR VEHICLES	W		118,117
BED150	2016	R & M - GROUNDS, ROUTINE MAINTENANCE	W	3,600	837,791
BED150	2016	R & M - OTHER	W	-	18,311
BED150	2016	REFUNDS OF PRIOR YEAR RECEIPTS	W		63,646
BED150	2016	REFUSE COLLECTION SERVICES	W	-	70,380
BED150	2016	RENTAL OF COPY MACHINE	W	19,300	21,568
BED150	2016	RENTAL OF LAND & BUILDING	W	204,000	15,421
BED150	2016	RENTAL OF OTHER OFFICE EQUIPMENT	W	2,000	
BED150	2016	REPAIR & MAINTENANCE - EDP EQUIPMENT	W	3,600	
BED150	2016	REPAIR & MAINTENANCE - OFFICE EQUIPMENT	W	1,500	105
BED150	2016	SECURITY & GUARD SERVICES	W	30,000	
BED150	2016	Service on a Fee Basis	W	-	2,552
BED150	2016	SERVICES ON A FEE BASIS	W	106,800	70,350
BED150	2016	SUBSCRIPTIONS	W	2,000	144
BED150	2016	SUBSISTENCE ALLOWANCE, INTRASTATE	W	3,300	20
BED150	2016	SUBSISTENCE ALLOWANCE, OUT-OF-STATE	W	1,200	6,932
BED150	2016	TELEPHONE & TELEGRAPH	W	14,400	26,820
BED150	2016	TRANSPORTATION, INTRASTATE	W	600	
BED150	2016	TRANSPORTATION, OUT-OF-STATE	W	3,000	4,592
BED150	2016	TRANSPORTATION. INTRASTATE, NON-EMPLOYEE	W	600	
BED150	2016	TV CABLE SERVICES	W	700	
BED150	2016	WATER	W	600	265,624
BED160	2016	MISCELLANEOUS EXPENSES	N	3,000,000	193,046
BED160	2016	MISCELLANEOUS EXPENSES	T	87,867,739	-
BED160	2016	PERSONAL SERVICES RENDERED BY OTHER STATE AGENCIES (STATE EMPLOYEES)	T	132,261	
BED160	2016	Trust	T		50,000,000
BED160	2016	*Debt	W		43,334,231
BED160	2016	*Interest	W		10,899,690
BED160	2016	*Investments	W		(3,420,556)
BED160	2016	*Rental	W	24,786	27,044
BED160	2016	*Service	W	-	206,280
BED160	2016	ADVERTISING	W	10,471	21,669
BED160	2016	CAR MILEAGE	W	4,477	2,559
BED160	2016	ELECTRICITY	W	120	
BED160	2016	HIRE OF PASSENGER CARS	W	5,970	2,631

Department of Business, Economic Development and Tourism
Operational Expenditures FY15, FY16, FY17

Table D

BED160		2016	INSURANCE PREMIUM EXPENSE	W	30,433	6,066
BED160		2016	MISCELLANEOUS EXPENSES	W	756,524	10,185,452
BED160		2016	OFFICE EQUIPMENT & FURNISHINGS	W		75,305
BED160		2016	OFFICE SUPPLIES	W	26,806	15,872
BED160		2016	OTHER GRANTS-IN-AID	W		1,739,388
BED160		2016	OUT-SERVICE TRAINING & REGISTRATION FEES	W		9,989
BED160		2016	Payroll	W	7,347,732	4,782,212
BED160		2016	PERSONAL SERVICES RENDERED BY OTHER STATE AGENCIES (STATE EMPLOYEES)	W	594,526	814,102
BED160		2016	POSTAGE & MAILING SERVICES	W	14,421	13,390
BED160		2016	PRINTING & BINDING	W	7,139	1,016
BED160		2016	REFUNDS OF PRIOR YEAR RECEIPTS	W		99,937
BED160		2016	RENTAL OF LAND & BUILDING	W		2,570,764
BED160		2016	REPAIR & MAINTENANCE - OFFICE EQUIPMENT	W	931,046	10,110
BED160		2016	REPAIR & MAINTENANCE SUPPLIES	W	-	1,044
BED160		2016	SERVICES ON A FEE BASIS	W		1,022,085
BED160		2016	SUBSCRIPTIONS	W	18,512	10,735
BED160		2016	SUBSISTENCE ALLOWANCE, INTRASTATE	W	11,578	1,563
BED160		2016	SUBSISTENCE ALLOWANCE, OUT-OF-STATE	W	7,329	15,415
BED160		2016	TELEPHONE & TELEGRAPH	W	22,969	54,799
BED160		2016	TRANSPORTATION, INTRASTATE	W	15,693	11,943
BED160		2016	TRANSPORTATION, OUT-OF-STATE	W	12,011	7,015
BED160		2016	UNEMPLOYMENT BENEFITS PAYMENTS	W		3,177
BED160		2016	WATER	W	120	

Department of Business, Economic Development and Tourism
Operational Expenditures FY15, FY16, FY17

Table D

<u>Prog ID</u>	<u>Sub-Org</u>	<u>FY</u>	<u>Description</u> (Salary, Utility, Supplies, Other)	<u>MOF</u>	<u>Budgeted Amount</u>	<u>Actual Amount</u>
BED100		2015	*Maintenance	A		64
BED100		2015	*Service	A	-	
BED100		2015	ADVERTISING	A	-	
BED100		2015	BOOTH SPACE RENTAL	A	-	168,801
BED100		2015	CAR MILEAGE	A	500	
BED100		2015	CAR MILEAGE - BOARD & COMMISSION MEMBERS	A	-	
BED100		2015	COMPUTER PAPER & SUPPLIES	A		170
BED100		2015	COMPUTER PROGRAMS/SOFTWARE	A	2,000	
BED100		2015	CONFERENCES & SEMINARS BY DBED	A	2,500	
BED100		2015	COPY MACHINE PAPER & SUPPLIES	A		2,177
BED100		2015	DUES TO PROFESSIONAL ASSOCIATIONS	A	-	175
BED100		2015	FREIGHT & DELIVERY CHARGES	A	-	1,069
BED100		2015	HIRE OF PASSENGER CARS	A	-	2,846
BED100		2015	INSURANCE PREMIUM EXPENSE	A	-	
BED100		2015	INTEREST ON DELINQUENT PAYMENT	A	-	9
BED100		2015	Japan Market	A	-	
BED100		2015	LIBRARY BOOKS, PUBLICATIONS & REPORTS	A	200	
BED100		2015	LOCAL AREA NETWORK (LAN) COSTS	A	-	
BED100		2015	MARKETING/PROMOTION SERVICES	A	-	
BED100		2015	MISCELLANEOUS EXPENSES	A	253,445	3,387
BED100		2015	MOTOR POOL CARS	A	-	60
BED100		2015	Office of International Affairs	A	60,000	
BED100		2015	OFFICE SUPPLIES	A	2,000	1,411
BED100		2015	Office Supplies - CBED	A		1,266
BED100		2015	OPERATING TRANSFER TO SPECIAL FUND	A	20,000	20,000
BED100		2015	Other Operating Expenses - CBED	A	-	3,619
BED100		2015	OTHER RENTALS	A	-	31,921
BED100		2015	Other Rentals - CBED	A		259
BED100		2015	OTHER SUPPLIES	A	-	
BED100		2015	OTHER TRAVEL EXPENSES	A	-	2,583
BED100		2015	OUT-SERVICE TRAINING & REGISTRATION FEES	A	1,500	2,095
BED100		2015	Payroll	A	735,370	735,369

Department of Business, Economic Development and Tourism
Operational Expenditures FY15, FY16, FY17

Table D

<u>Prog ID</u>	<u>Sub-Org</u>	<u>FY</u>	<u>Description</u> <u>(Salary, Utility, Supplies, Other)</u>	<u>MOF</u>	<u>Budgeted Amount</u>	<u>Actual Amount</u>
BED100		2015	POSTAGE & MAILING SERVICES	A	1,000	1,227
BED100		2015	Printing - CBED	A		1,520
BED100		2015	PRINTING & BINDING	A	1,000	2,596
BED100		2015	PROJECT/PROGRAM EXPENSES	A	-	225
BED100		2015	PROMOTIONAL MEETING EXPENSES, OUT-OF-STATE OFFICES	A		300
BED100		2015	PURCHASE OF MICRO/MINI COMPUTER	A		2,269
BED100		2015	RENTAL OF COPY MACHINE	A	12,500	6,679
BED100		2015	RENTAL OF OTHER OFFICE EQUIPMENT	A	-	
BED100		2015	REPAIR & MAINTENANCE - OFFICE EQUIPMENT	A	250	
BED100		2015	SERVICE FEES FOR ELECTRONIC TRANSFER	A		30
BED100		2015	SERVICES ON A FEE BASIS	A	53,990	144,245
BED100		2015	SPECIAL PROGRAM COSTS	A	79,302	260,000
BED100		2015	State Trade Export Program	A	250,000	
BED100		2015	SUBSCRIPTIONS	A	500	815
BED100		2015	SUBSISTENCE ALLOWANCE, INTRASTATE	A	500	
BED100		2015	Subsistence Allowance, Intrastate - CBED	A		60
BED100		2015	SUBSISTENCE ALLOWANCE, INTRASTATE, NON-EMPLOYEE	A	-	30
BED100		2015	SUBSISTENCE ALLOWANCE, OUT-OF-STATE	A	-	13,895
BED100		2015	TELEPHONE & TELEGRAPH	A	10,000	10,046
BED100		2015	TRADE SHOW/PRODUCT PROMOTION SUPPLIES	A	-	1,615
BED100		2015	TRANSPORTATION, INTRASTATE	A	500	1,066
BED100		2015	Transportation, Intrastate - CBED	A		228
BED100		2015	TRANSPORTATION, OUT-OF-STATE	A	-	8,617
BED100		2015	TRANSPORTATION. INTRASTATE, NON-EMPLOYEE	A	-	1,000
BED100		2015	TV CABLE SERVICES	A		993
BED100		2015	BOOTH SPACE RENTAL	P		51,931
BED100		2015	FREIGHT & DELIVERY CHARGES	P		854
BED100		2015	MISCELLANEOUS EXPENSES	P	1,000,000	
BED100		2015	SERVICES ON A FEE BASIS	P		89,000
BED100		2015	SUBSISTENCE ALLOWANCE, OUT-OF-STATE	P		6,503
BED100		2015	TRANSPORTATION, OUT-OF-STATE	P		4,568
BED100		2015	HAWAII COMMUNITY BASED DEVELOPMENT LOANS	W		50,472

Department of Business, Economic Development and Tourism
Operational Expenditures FY15, FY16, FY17

Table D

<u>Prog ID</u>	<u>Sub-Org</u>	<u>FY</u>	<u>Description</u> <u>(Salary, Utility, Supplies, Other)</u>	<u>MOF</u>	<u>Budgeted Amount</u>	<u>Actual Amount</u>
BED100		2015	MISCELLANEOUS EXPENSES	W	1,100,000	
BED100		2015	Office Supplies - CBED	W	-	
BED100		2015	OPERATING TRANSFER TO SPECIAL FUND	W	-	
BED100		2015	OTHER GRANTS-IN-AID	W		90,000
BED100		2015	Other Operating Expenses - CBED	W	1,443,830	4,092
BED100		2015	PERSONAL SERVICES RENDERED BY OTHER STATE AGENCIES (STA	W		16
BED100		2015	Printing - CBED	W	-	
BED100		2015	Rental Copy Machine - CBED	W	-	
BED100		2015	SERVICES ON A FEE BASIS	W		451
BED100		2015	Subsistence Allowance, Intrastate - CBED	W	-	
BED100		2015	Telephone - CBED	W	-	
BED100		2015	Transportation, Intrastate - CBED	W	-	
BED103		2015	AWARDS	A		83
BED103		2015	BANK SERVICE FEES	A	-	
BED103		2015	BLUEPRINTING SERVICES	A	500	
BED103		2015	BOARDS & COMMISSIONS EXPENDITURES	A	150	2,845
BED103		2015	CABLES & WIRING SERVICES - EDP	A	300	
BED103		2015	CAR MILEAGE	A	554	319
BED103		2015	CAR MILEAGE - BOARD & COMMISSION MEMBERS	A	1,512	631
BED103		2015	CAR RENTAL, NON-EMPLOYEE	A	5,833	51
BED103		2015	COMPUTER PAPER & SUPPLIES	A	666	941
BED103		2015	COMPUTER PROGRAMS/SOFTWARE	A	1,000	140
BED103		2015	COPY MACHINE PAPER & SUPPLIES	A	700	110
BED103		2015	COURT REPORTER FEES	A	20,000	7,161
BED103		2015	FREIGHT & DELIVERY CHARGES	A	-	
BED103		2015	HEARING OFFICER FEES	A	-	
BED103		2015	HIRE OF PASSENGER CARS	A	2,000	2,036
BED103		2015	INTEREST ON DELINQUENT PAYMENT	A	50	
BED103		2015	LEGAL NOTICES & CLASSIFIED ADS	A	500	
BED103		2015	LEGAL SERVICES	A	-	
BED103		2015	LIBRARY BOOKS, PUBLICATIONS & REPORTS	A		480
BED103		2015	LOCAL AREA NETWORK (LAN) COSTS	A	-	

Department of Business, Economic Development and Tourism
Operational Expenditures FY15, FY16, FY17

Table D

<u>Prog ID</u>	<u>Sub-Org</u>	<u>FY</u>	<u>Description</u> (Salary, Utility, Supplies, Other)	<u>MOF</u>	<u>Budgeted Amount</u>	<u>Actual Amount</u>
BED103		2015	MISCELLANEOUS EXPENSES	A	200	2,141
BED103		2015	MOTOR POOL CARS	A	-	105
BED103		2015	OFFICE EQUIPMENT & FURNISHINGS	A		32,769
BED103		2015	OFFICE SUPPLIES	A	2,612	3,789
BED103		2015	OTHER RENTALS	A	5,000	4,839
BED103		2015	OTHER SUPPLIES	A	-	510
BED103		2015	OUT-SERVICE TRAINING & REGISTRATION FEES	A	4,800	11,317
BED103		2015	Payroll	A	402,463	381,253
BED103		2015	PHOTOGRAPHIC SERVICES	A	-	
BED103		2015	POSTAGE & MAILING SERVICES	A	9,419	8,000
BED103		2015	PRINTING & BINDING	A	-	690
BED103		2015	PURCHASE OF MICRO/MINI COMPUTER	A		1,203
BED103		2015	R & M - COPY MACHINE	A	250	
BED103		2015	RENTAL OF COPY MACHINE	A	5,000	4,292
BED103		2015	RENTAL OF OTHER OFFICE EQUIPMENT	A	800	3,061
BED103		2015	REPAIR & MAINTENANCE - EDP EQUIPMENT	A	3,200	
BED103		2015	REPAIR & MAINTENANCE - OFFICE EQUIPMENT	A	2,650	648
BED103		2015	SERVICES ON A FEE BASIS	A	10,000	
BED103		2015	SUBSCRIPTIONS	A	450	1,027
BED103		2015	Subsistence Allow Intrastate	A	1,400	
BED103		2015	SUBSISTENCE ALLOWANCE, INTRASTATE	A	10,693	3,338
BED103		2015	SUBSISTENCE ALLOWANCE, INTRASTATE, NON-EMPLOYEE	A	20,875	4,846
BED103		2015	SUBSISTENCE ALLOWANCE, OUT-OF-STATE	A	700	12,320
BED103		2015	SUBSISTENCE, OUT-OF-STATE, NON-EMPLOYEE	A	-	3,650
BED103		2015	TELEPHONE & TELEGRAPH	A	2,227	6,655
BED103		2015	TRANSPORTATION, INTRASTATE	A	4,769	11,130
BED103		2015	TRANSPORTATION, OUT-OF-STATE	A	-	4,972
BED103		2015	TRANSPORTATION, OUT-OF-STATE, NON-EMPLOYEE	A	-	2,191
BED103		2015	TRANSPORTATION. INTRASTATE, NON-EMPLOYEE	A	30,856	8,517
BED105		2015	ADVERTISING	A	15,000	37,703
BED105		2015	ALARM SERVICES	A		163
BED105		2015	AWARDS	A	-	

Department of Business, Economic Development and Tourism
Operational Expenditures FY15, FY16, FY17

Table D

<u>Prog ID</u>	<u>Sub-Org</u>	<u>FY</u>	<u>Description</u> <u>(Salary, Utility, Supplies, Other)</u>	<u>MOF</u>	<u>Budgeted Amount</u>	<u>Actual Amount</u>
BED105		2015	BANK SERVICE FEES	A	-	
BED105		2015	BLUEPRINTING SERVICES	A	-	
BED105		2015	BOARDS & COMMISSIONS EXPENDITURES	A	-	
BED105		2015	BOOTH SPACE RENTAL	A	10,000	18,764
BED105		2015	CAR MILEAGE	A	300	212
BED105		2015	CAR MILEAGE - BOARD & COMMISSION MEMBERS	A	-	
BED105		2015	CAR RENTAL, NON-EMPLOYEE	A	-	
BED105		2015	COMPUTER PAPER & SUPPLIES	A	-	438
BED105		2015	COMPUTER PROGRAMS/SOFTWARE	A	750	6,805
BED105		2015	CONFERENCES & SEMINARS BY DBED	A	5,000	
BED105		2015	COPY MACHINE PAPER & SUPPLIES	A	450	
BED105		2015	DUES TO PROFESSIONAL ASSOCIATIONS	A	150	2,010
BED105		2015	ELECTRICITY	A	1,500	3,349
BED105		2015	FREIGHT & DELIVERY CHARGES	A	1,500	285
BED105		2015	GRIEVANCE SETTLEMENT AGREEMENTS	A	-	
BED105		2015	HIRE OF PASSENGER CARS	A	500	49
BED105		2015	HONORARIUM/APPEARANCE FEES	A	5,000	2,000
BED105		2015	INTEREST ON DELINQUENT PAYMENT	A	-	37
BED105		2015	JANITORIAL SUPPLIES	A	-	
BED105		2015	LEGAL NOTICES & CLASSIFIED ADS	A	100	
BED105		2015	LIBRARY BOOKS, PUBLICATIONS & REPORTS	A	300	
BED105		2015	LOCAL AREA NETWORK (LAN) COSTS	A	300	
BED105		2015	MARKETING/PROMOTION SERVICES	A	22,796	
BED105		2015	MISCELLANEOUS EXPENSES	A	366,898	1,746
BED105		2015	MOVING SERVICES	A	-	
BED105		2015	OFFICE SUPPLIES	A	650	1,076
BED105		2015	OTHER EDP RENTALS	A	-	
BED105		2015	OTHER GRANTS-IN-AID	A		90,000
BED105		2015	OTHER RENTALS	A	-	9,218
BED105		2015	OTHER SUPPLIES	A	200	1,588
BED105		2015	OTHER SUPPLIES - GROUNDS & LANDSCAPE	A		226
BED105		2015	OUT-SERVICE TRAINING & REGISTRATION FEES	A	-	2,326

Department of Business, Economic Development and Tourism
Operational Expenditures FY15, FY16, FY17

Table D

<u>Prog ID</u>	<u>Sub-Org</u>	<u>FY</u>	<u>Description</u> <u>(Salary, Utility, Supplies, Other)</u>	<u>MOF</u>	<u>Budgeted Amount</u>	<u>Actual Amount</u>
BED105		2015	Payroll	A	712,205	709,469
BED105		2015	PHOTOGRAPHIC SERVICES	A	1,500	731
BED105		2015	POSTAGE & MAILING SERVICES	A	150	564
BED105		2015	PRINTING & BINDING	A	1,000	188
BED105		2015	R & M - BLDGS & STRUC, ROUTINE MAINTENANCE	A	-	27,072
BED105		2015	R & M - COPY MACHINE	A	50	16
BED105		2015	R & M - GROUNDS, ROUTINE MAINTENANCE	A	-	79
BED105		2015	R & M - MACH & EQPT, ROUTINE MAINTENANCE	A	500	18,889
BED105		2015	REFUSE COLLECTION SERVICES	A	-	3,634
BED105		2015	RENTAL OF COPY MACHINE	A	5,000	6,220
BED105		2015	RENTAL OF OTHER OFFICE EQUIPMENT	A	-	754
BED105		2015	REPAIR & MAINTENANCE - EDP EQUIPMENT	A	200	
BED105		2015	REPAIR & MAINTENANCE - OFFICE EQUIPMENT	A	100	142
BED105		2015	REPAIR & MAINTENANCE SUPPLIES	A		175
BED105		2015	REPAIR & MAINTENANCE SUPPLIES - BUILDINGS	A		1,189
BED105		2015	SECURITY & GUARD SERVICES	A	-	
BED105		2015	SERVICES ON A FEE BASIS	A	14,385	159,451
BED105		2015	SUBSCRIPTIONS	A	300	156
BED105		2015	SUBSISTENCE ALLOWANCE, INTRASTATE	A	5,000	1,896
BED105		2015	SUBSISTENCE ALLOWANCE, INTRASTATE, NON-EMPLOYEE	A	6,000	
BED105		2015	SUBSISTENCE ALLOWANCE, OUT-OF-STATE	A	2,000	11,863
BED105		2015	TELEPHONE & TELEGRAPH	A	1,000	14,967
BED105		2015	TRADE SHOW/PRODUCT PROMOTION SUPPLIES	A	2,000	952
BED105		2015	TRANSPORTATION, INTRASTATE	A	1,500	1,003
BED105		2015	TRANSPORTATION, OUT-OF-STATE	A	2,685	4,064
BED105		2015	TRANSPORTATION. INTRASTATE, NON-EMPLOYEE	A	500	
BED105		2015	TV CABLE SERVICES	A	600	1,738
BED105		2015	WATER	A	-	2,380
BED105		2015	BOOTH SPACE RENTAL	P		2,864
BED105		2015	HONORARIUM/APPEARANCE FEES	P		2,000
BED105		2015	MISCELLANEOUS EXPENSES	P		99
BED105		2015	OTHER RENTALS	P		14,217

Department of Business, Economic Development and Tourism
Operational Expenditures FY15, FY16, FY17

Table D

<u>Prog ID</u>	<u>Sub-Org</u>	<u>FY</u>	<u>Description</u> <u>(Salary, Utility, Supplies, Other)</u>	<u>MOF</u>	<u>Budgeted Amount</u>	<u>Actual Amount</u>
BED105		2015	SERVICES ON A FEE BASIS	P		36,873
BED105		2015	SUBSISTENCE ALLOWANCE, INTRASTATE	P		107
BED105		2015	SUBSISTENCE ALLOWANCE, OUT-OF-STATE	P		87
BED105		2015	TRANSPORTATION, INTRASTATE	P		233
BED107		2015	*Maintenance	B		(1)
BED107		2015	ADVERTISING	B	8,000	5,225
BED107		2015	ALARM SERVICES	B	32,000	15,247
BED107		2015	APPRAISAL FEES	B	-	
BED107		2015	AWARDS	B	200	140
BED107		2015	BANK SERVICE FEES	B	150	
BED107		2015	BLUEPRINTING SERVICES	B	500	
BED107		2015	BOOTH SPACE RENTAL	B	150	
BED107		2015	CAR MILEAGE	B	300	151
BED107		2015	COMPUTER PAPER & SUPPLIES	B	2,500	36
BED107		2015	COMPUTER PROGRAMS/SOFTWARE	B	8,000	
BED107		2015	COMPUTER SERVICES (OTHER THAN STATE)	B	75,000	79,249
BED107		2015	CONTRACTS & OTHER GOVERNMENT AGENCIES	B	-	
BED107		2015	COPY MACHINE PAPER & SUPPLIES	B	350	
BED107		2015	DUES TO PROFESSIONAL ASSOCIATIONS	B	2,000	1,550
BED107		2015	ELECTRICITY	B	280,095	246,539
BED107		2015	FREIGHT & DELIVERY CHARGES	B	300	95
BED107		2015	GAS	B	14,000	17,579
BED107		2015	HIRE OF PASSENGER CARS	B	400	49
BED107		2015	INSURANCE CLAIMS/REIMBURSEMENTS	B	1,000	
BED107		2015	INSURANCE PREMIUM EXPENSE	B	10,000	5,696
BED107		2015	INTEREST ON DELINQUENT PAYMENT	B	100	9
BED107		2015	JANITORIAL SERVICES	B	17,000	23,632
BED107		2015	JANITORIAL SUPPLIES	B	7,800	5,303
BED107		2015	LEGAL NOTICES & CLASSIFIED ADS	B	100	
BED107		2015	LIBRARY BOOKS, PUBLICATIONS & REPORTS	B	-	
BED107		2015	LOCAL AREA NETWORK (LAN) COSTS	B	800	
BED107		2015	MARKETING/PROMOTION SERVICES	B	5,000	7,542

Department of Business, Economic Development and Tourism
Operational Expenditures FY15, FY16, FY17

Table D

<u>Prog ID</u>	<u>Sub-Org</u>	<u>FY</u>	<u>Description</u> (Salary, Utility, Supplies, Other)	<u>MOF</u>	<u>Budgeted Amount</u>	<u>Actual Amount</u>
BED107		2015	MISCELLANEOUS EXPENSES	B	2,000	8,442
BED107		2015	MOTOR VEHICLE GAS & OIL	B	800	782
BED107		2015	OFFICE EQUIPMENT & FURNISHINGS	B		77,845
BED107		2015	OFFICE SUPPLIES	B	1,500	1,434
BED107		2015	OTHER EDP RENTALS	B	100	
BED107		2015	OTHER RENTALS	B	2,000	
BED107		2015	OTHER SUPPLIES	B	1,500	2,719
BED107		2015	OUT-SERVICE TRAINING & REGISTRATION FEES	B	2,000	1,365
BED107		2015	Payroll	B	1,175,698	974,157
BED107		2015	PERSONAL SERVICES RENDERED BY OTHER STATE AGENCIES (STA	B	-	7
BED107		2015	PHOTOGRAPHIC SERVICES	B	200	
BED107		2015	POSTAGE & MAILING SERVICES	B	2,500	589
BED107		2015	PRINTING & BINDING	B	2,200	430
BED107		2015	PURCHASE OF OTHER EDP EQUIPMENT	B		6,761
BED107		2015	R & M - BLDGS & STRUC, ROUTINE MAINTENANCE	B	10,000	23,059
BED107		2015	R & M - BLDGS & STRUC. SPECIAL MAINTENANCE	B	15,000	674
BED107		2015	R & M - COPY MACHINE	B	-	
BED107		2015	R & M - GROUNDS, ROUTINE MAINTENANCE	B	12,000	84
BED107		2015	R & M - GROUNDS, SPECIAL MAINTENANCE	B	25,000	1,794
BED107		2015	R & M - MACH & EQPT, ROUTINE MAINTENANCE	B	30,000	41,642
BED107		2015	R & M - MACH & EQPT. SPECIAL MAINTENANCE	B	2,000	3,709
BED107		2015	R & M - MOTOR VEHICLES	B	750	1,235
BED107		2015	R & M - OTHER	B	40,000	41,691
BED107		2015	REFUNDS OF PRIOR YEAR RECEIPTS	B	-	
BED107		2015	REFUSE COLLECTION SERVICES	B	15,000	20,067
BED107		2015	RENTAL OF COPY MACHINE	B	9,707	8,341
BED107		2015	RENTAL OF OTHER OFFICE EQUIPMENT	B	250	71
BED107		2015	REPAIR & MAINTENANCE - EDP EQUIPMENT	B	300	
BED107		2015	REPAIR & MAINTENANCE - OFFICE EQUIPMENT	B	2,500	33
BED107		2015	REPAIR & MAINTENANCE - POSTAGE MACHINE	B	500	
BED107		2015	SAFETY SUPPLIES	B	800	1,251
BED107		2015	SECURITY & GUARD SERVICES	B	112,000	111,101

Department of Business, Economic Development and Tourism
Operational Expenditures FY15, FY16, FY17

Table D

<u>Prog ID</u>	<u>Sub-Org</u>	<u>FY</u>	<u>Description</u> (Salary, Utility, Supplies, Other)	<u>MOF</u>	<u>Budgeted Amount</u>	<u>Actual Amount</u>
BED107		2015	SERVICES ON A FEE BASIS	B	2,500	9,280
BED107		2015	SPECIAL FUND ASSESSMENT	B	80,000	60,592
BED107		2015	SPECIAL PROGRAM COSTS	B	18,500	
BED107		2015	SUBSCRIPTIONS	B	1,500	1,625
BED107		2015	SUBSISTENCE ALLOWANCE, INTRASTATE	B	700	
BED107		2015	SUBSISTENCE ALLOWANCE, OUT-OF-STATE	B	5,000	1,966
BED107		2015	TELEPHONE & TELEGRAPH	B	22,000	18,946
BED107		2015	TRADE SHOW/PRODUCT PROMOTION SUPPLIES	B	100	
BED107		2015	TRANSPORTATION, INTRASTATE	B	800	218
BED107		2015	TRANSPORTATION, OUT-OF-STATE	B	2,500	801
BED107		2015	UNEMPLOYMENT BENEFITS PAYMENTS	B	-	629
BED107		2015	WATER	B	50,000	66,040
BED107		2015	WORKERS COMPENSATION	B	1,500	
BED107		2015	CEDED LANDS REVENUE PAYMENTS TO OHA	T		7,315
BED113		2015	*Computer	B		563,804
BED113		2015	*Govt	B		101,993,457
BED113		2015	*Interest	B		13,920,000
BED113		2015	*IT	B		1,426,369
BED113		2015	*Rental	B	25,000	
BED113		2015	*Special Assess	B		289
BED113		2015	*Subsistence	B		246
BED113		2015	*Subsistence - out of state	B		6,562
BED113		2015	*Subsistence - Tvl	B		5,868
BED113		2015	ADVERTISING	B	-	8,933
BED113		2015	ATDC LOSS REVENUE PAYMENTS TO DEPT OF TRANSPORTATION	B		51,091
BED113		2015	BANK SERVICE FEES	B	7,000	75
BED113		2015	BOARDS & COMMISSIONS EXPENDITURES	B	47,800	3,131
BED113		2015	CAR MILEAGE	B	-	
BED113		2015	CAR RENTAL, NON-EMPLOYEE	B		1,261
BED113		2015	COMPUTER PAPER & SUPPLIES	B		2,615
BED113		2015	COMPUTER PROGRAMS/SOFTWARE	B	10,000	17,423
BED113		2015	COMPUTER SERVICES (OTHER THAN STATE)	B		14,054

Department of Business, Economic Development and Tourism
Operational Expenditures FY15, FY16, FY17

Table D

<u>Prog ID</u>	<u>Sub-Org</u>	<u>FY</u>	<u>Description</u> (Salary, Utility, Supplies, Other)	<u>MOF</u>	<u>Budgeted Amount</u>	<u>Actual Amount</u>
BED113		2015	COPY MACHINE PAPER & SUPPLIES	B		3,046
BED113		2015	COURT REPORTER FEES	B		678
BED113		2015	DUES TO PROFESSIONAL ASSOCIATIONS	B		120,549
BED113		2015	FREIGHT & DELIVERY CHARGES	B	4,300	2,068
BED113		2015	Govt	B	4,000,000	
BED113		2015	HIRE OF PASSENGER CARS	B	1,000	1,562
BED113		2015	INSURANCE PREMIUM EXPENSE	B	370,000	213,741
BED113		2015	INTEREST ON BONDED DEBT	B	12,510,000	2,580,000
BED113		2015	JANITORIAL SERVICES	B		113,661
BED113		2015	LEGAL NOTICES & CLASSIFIED ADS	B	10,000	6,948
BED113		2015	LEGAL SERVICES	B		128,304
BED113		2015	LIBRARY BOOKS, PUBLICATIONS & REPORTS	B	-	195
BED113		2015	MISCELLANEOUS EXPENSES	B	11,572,132	18,747
BED113		2015	MOTOR POOL CARS	B	6,000	6,180
BED113		2015	OFFICE EQUIPMENT & FURNISHINGS	B		680
BED113		2015	OFFICE SUPPLIES	B	15,500	5,411
BED113		2015	OTHER RENTALS	B	12,000	24,945
BED113		2015	OTHER SUPPLIES	B	5,000	4,217
BED113		2015	OUT-SERVICE TRAINING & REGISTRATION FEES	B	20,000	38,352
BED113		2015	PAYMENTS FOR DEBT RETIREMENTS	B	13,920,000	
BED113		2015	Payroll	B	3,628,982	3,560,217
BED113		2015	PHOTOGRAPHIC SERVICES	B	-	
BED113		2015	POSTAGE & MAILING SERVICES	B	7,500	1,053
BED113		2015	PRINTING & BINDING	B	1,000	11,787
BED113		2015	PROTOCOL FUND - COFFEE SERVICE	B		3,226
BED113		2015	PROTOCOL FUND - GIFTS	B		1,911
BED113		2015	PROTOCOL FUND - LEIS	B		365
BED113		2015	PROTOCOL FUND - MEALS	B		2,934
BED113		2015	PURCHASE OF MICRO/MINI COMPUTER	B		16,759
BED113		2015	R & M - BLDGS & STRUC. SPECIAL MAINTENANCE	B	-	
BED113		2015	R & M - OTHER	B	1,650,000	
BED113		2015	RENTAL OF COPY MACHINE	B		5,498

Department of Business, Economic Development and Tourism
Operational Expenditures FY15, FY16, FY17

Table D

<u>Prog ID</u>	<u>Sub-Org</u>	<u>FY</u>	<u>Description</u> (Salary, Utility, Supplies, Other)	<u>MOF</u>	<u>Budgeted Amount</u>	<u>Actual Amount</u>
BED113		2015	REPAIR & MAINTENANCE - OFFICE EQUIPMENT	B	3,000	321
BED113		2015	SERVICES ON A FEE BASIS	B	93,018,084	96,763
BED113		2015	SUBSCRIPTIONS	B	137,000	47,363
BED113		2015	SUBSISTENCE ALLOWANCE, INTRASTATE	B	25,000	22,979
BED113		2015	SUBSISTENCE ALLOWANCE, INTRASTATE, NON-EMPLOYEE	B		100
BED113		2015	SUBSISTENCE ALLOWANCE, OUT-OF-STATE	B	50,000	56,214
BED113		2015	SUBSISTENCE, OUT-OF-STATE, NON-EMPLOYEE	B		1,949
BED113		2015	TELEPHONE & TELEGRAPH	B	20,000	7,462
BED113		2015	TRANSPORTATION, INTRASTATE	B	30,000	9,795
BED113		2015	TRANSPORTATION, OUT-OF-STATE	B	55,000	41,661
BED113		2015	TRANSPORTATION, OUT-OF-STATE, NON-EMPLOYEE	B		999
BED113		2015	TRANSPORTATION. INTRASTATE, NON-EMPLOYEE	B		15,843
BED113		2015	TV CABLE SERVICES	B	1,000	757
BED120		2015	MISCELLANEOUS EXPENSES	A	222,974	
BED120		2015	ADVERTISING	B	1,000	1,875
BED120		2015	AWARDS	B		83
BED120		2015	BANK SERVICE FEES	B	-	
BED120		2015	CAR MILEAGE	B	-	191
BED120		2015	COMPUTER PROGRAMS/SOFTWARE	B	-	17,448
BED120		2015	COURT REPORTER FEES	B	1,653,460	
BED120		2015	DUES TO PROFESSIONAL ASSOCIATIONS	B	-	12,574
BED120		2015	GRIEVANCE SETTLEMENT AGREEMENTS	B	-	
BED120		2015	HIRE OF PASSENGER CARS	B	-	1,423
BED120		2015	HONORARIUM/APPEARANCE FEES	B	-	6,750
BED120		2015	INSURANCE PREMIUM EXPENSE	B	300	312
BED120		2015	INTEREST ON DELINQUENT PAYMENT	B	-	19
BED120		2015	JANITORIAL SERVICES	B		582
BED120		2015	LANGUAGE TRANSLATION/ASSISTANCE SERVICES	B	-	2,136
BED120		2015	LEGAL SERVICES	B	-	70,000
BED120		2015	LIBRARY BOOKS, PUBLICATIONS & REPORTS	B	-	95,150
BED120		2015	LOCAL AREA NETWORK (LAN) COSTS	B	-	
BED120		2015	MARKETING/PROMOTION SERVICES	B	-	37,774

Department of Business, Economic Development and Tourism
Operational Expenditures FY15, FY16, FY17

Table D

<u>Prog ID</u>	<u>Sub-Org</u>	<u>FY</u>	<u>Description</u> (Salary, Utility, Supplies, Other)	<u>MOF</u>	<u>Budgeted Amount</u>	<u>Actual Amount</u>
BED120		2015	MISCELLANEOUS EXPENSES	B	50,750,000	3,570
BED120		2015	MOTOR POOL CARS	B	100	
BED120		2015	OFFICE EQUIPMENT & FURNISHINGS	B		4,180
BED120		2015	OFFICE SUPPLIES	B	6,000	8,906
BED120		2015	OTHER RENTALS	B	5,000	13,526
BED120		2015	OTHER SUPPLIES	B	1,500	99
BED120		2015	OUT-SERVICE TRAINING & REGISTRATION FEES	B	-	10,317
BED120		2015	Payroll	B	3,722,206	3,569,289
BED120		2015	PERSONAL SERVICES RENDERED BY OTHER STATE AGENCIES (STA	B	-	172
BED120		2015	PHOTOGRAPHIC SERVICES	B		261
BED120		2015	POSTAGE & MAILING SERVICES	B	350	957
BED120		2015	PRINTING & BINDING	B	500	1,931
BED120		2015	PURCHASE OF MICRO/MINI COMPUTER	B		14,005
BED120		2015	PURCHASE OF OTHER EDP EQUIPMENT	B		3,658
BED120		2015	R & M - BLDGS & STRUC. SPECIAL MAINTENANCE	B		1,018
BED120		2015	R & M - MOTOR VEHICLES	B	1,000	1,008
BED120		2015	Redistributed Current Expenses	B		1,900
BED120		2015	RENTAL OF COPY MACHINE	B	18,000	16,752
BED120		2015	REPAIR & MAINTENANCE - EDP EQUIPMENT	B	5,000	548
BED120		2015	REPAIR & MAINTENANCE - OFFICE EQUIPMENT	B	-	166
BED120		2015	SERVICE FEES FOR ELECTRONIC TRANSFER	B	-	15
BED120		2015	SERVICES ON A FEE BASIS	B	361,326	2,935,244
BED120		2015	SPECIAL FUND ASSESSMENT	B	196,750	181,361
BED120		2015	SPECIAL PROGRAM COSTS	B	-	43
BED120		2015	SUBSCRIPTIONS	B	20,000	398
BED120		2015	SUBSISTENCE ALLOWANCE, INTRASTATE	B	5,000	3,851
BED120		2015	SUBSISTENCE ALLOWANCE, OUT-OF-STATE	B	20,000	32,364
BED120		2015	SUBSISTENCE, OUT-OF-STATE, NON-EMPLOYEE	B	-	1,330
BED120		2015	TELEPHONE & TELEGRAPH	B	20,000	30,872
BED120		2015	TRADE SHOW/PRODUCT PROMOTION SUPPLIES	B	-	
BED120		2015	Transfers	B	-	143,250,000
BED120		2015	TRANSPORTATION, INTRASTATE	B	5,000	4,658

Department of Business, Economic Development and Tourism
Operational Expenditures FY15, FY16, FY17

Table D

<u>Prog ID</u>	<u>Sub-Org</u>	<u>FY</u>	<u>Description</u> (Salary, Utility, Supplies, Other)	<u>MOF</u>	<u>Budgeted Amount</u>	<u>Actual Amount</u>
BED120		2015	TRANSPORTATION, OUT-OF-STATE	B	15,000	19,307
BED120		2015	UNEMPLOYMENT BENEFITS PAYMENTS	B		3,241
BED120		2015	BOOTH SPACE RENTAL	N	-	
BED120		2015	HIRE OF PASSENGER CARS	N	-	
BED120		2015	LEGAL SERVICES	N	-	
BED120		2015	MARKETING/PROMOTION SERVICES	N	-	
BED120		2015	MISCELLANEOUS EXPENSES	N	958,112	
BED120		2015	OTHER RENTALS	N	-	
BED120		2015	OUT-SERVICE TRAINING & REGISTRATION FEES	N	-	
BED120		2015	SERVICES ON A FEE BASIS	N	791,888	
BED120		2015	SUBSCRIPTIONS	N	-	
BED120		2015	SUBSISTENCE ALLOWANCE, INTRASTATE	N	-	
BED120		2015	SUBSISTENCE ALLOWANCE, OUT-OF-STATE	N	-	
BED120		2015	TRANSPORTATION, INTRASTATE	N	-	
BED120		2015	TRANSPORTATION, OUT-OF-STATE	N		
BED120		2015	*Service	P	1,514,192	
BED120		2015	OUT-SERVICE TRAINING & REGISTRATION FEES	P	-	
BED120		2015	POSTAGE & MAILING SERVICES	P	-	
BED120		2015	SERVICES ON A FEE BASIS	P	-	
BED120		2015	SUBSISTENCE ALLOWANCE, OUT-OF-STATE	P	-	
BED120		2015	TRANSPORTATION, OUT-OF-STATE	P	-	
BED120		2015	SERVICES ON A FEE BASIS	T		5,900
BED120		2015	CONFERENCES & SEMINARS BY DBED	V	-	
BED120		2015	CONTRACTS & OTHER GOVERNMENT AGENCIES	V	-	
BED120		2015	HIRE OF PASSENGER CARS	V	-	
BED120		2015	OFFICE SUPPLIES	V		
BED120		2015	SERVICES ON A FEE BASIS	V	320,000	
BED120		2015	SUBSISTENCE ALLOWANCE, INTRASTATE	V		
BED128		2015	*Interest	A	-	
BED128		2015	CAR RENTAL, NON-EMPLOYEE	A	-	267
BED128		2015	COMPUTER PROGRAMS/SOFTWARE	A		908
BED128		2015	DUES TO PROFESSIONAL ASSOCIATIONS	A	-	

Department of Business, Economic Development and Tourism
Operational Expenditures FY15, FY16, FY17

Table D

<u>Prog ID</u>	<u>Sub-Org</u>	<u>FY</u>	<u>Description</u> (Salary, Utility, Supplies, Other)	<u>MOF</u>	<u>Budgeted Amount</u>	<u>Actual Amount</u>
BED128		2015	FREIGHT & DELIVERY CHARGES	A	500	
BED128		2015	HIRE OF PASSENGER CARS	A	-	742
BED128		2015	INTEREST ON DELINQUENT PAYMENT	A	-	40
BED128		2015	LOCAL AREA NETWORK (LAN) COSTS	A	-	
BED128		2015	MISCELLANEOUS EXPENSES	A	27,306	215
BED128		2015	OFFICE SUPPLIES	A	9,694	121
BED128		2015	OTHER RENTALS	A	24,000	
BED128		2015	OTHER SUPPLIES	A		83
BED128		2015	OUT-SERVICE TRAINING & REGISTRATION FEES	A	-	900
BED128		2015	Payroll	A	170,462	135,371
BED128		2015	POSTAGE & MAILING SERVICES	A	4,500	7
BED128		2015	PRINTING & BINDING	A	1,000	
BED128		2015	PURCHASE OF MICRO/MINI COMPUTER	A		2,909
BED128		2015	RENTAL OF COPY MACHINE	A	-	233
BED128		2015	RENTAL OF OTHER OFFICE EQUIPMENT	A		664
BED128		2015	SERVICES ON A FEE BASIS	A	458,198	1,158,811
BED128		2015	SUBSISTENCE ALLOWANCE, INTRASTATE	A		3,027
BED128		2015	SUBSISTENCE ALLOWANCE, INTRASTATE, NON-EMPLOYEE	A	-	1,550
BED128		2015	SUBSISTENCE ALLOWANCE, OUT-OF-STATE	A	5,000	910
BED128		2015	SUBSISTENCE, OUT-OF-STATE, NON-EMPLOYEE	A	-	12,301
BED128		2015	TELEPHONE & TELEGRAPH	A	8,600	1,682
BED128		2015	TRANSPORTATION, INTRASTATE	A	9,000	
BED128		2015	TRANSPORTATION, OUT-OF-STATE	A	11,000	1,807
BED128		2015	TRANSPORTATION, OUT-OF-STATE, NON-EMPLOYEE	A	-	1,432
BED128		2015	TRANSPORTATION. INTRASTATE, NON-EMPLOYEE	A		171
BED128		2015	Challenger Center	A	239,876	248,656
BED128		2015	SERVICES ON A FEE BASIS	T		22,500
BED130		2015	CAR MILEAGE	A	-	
BED130		2015	COMPUTER PROGRAMS/SOFTWARE	A	-	3,895
BED130		2015	COPY MACHINE PAPER & SUPPLIES	A	-	642
BED130		2015	DUES TO PROFESSIONAL ASSOCIATIONS	A		600
BED130		2015	FREIGHT & DELIVERY CHARGES	A	-	

Department of Business, Economic Development and Tourism
Operational Expenditures FY15, FY16, FY17

Table D

<u>Prog ID</u>	<u>Sub-Org</u>	<u>FY</u>	<u>Description</u> (Salary, Utility, Supplies, Other)	<u>MOF</u>	<u>Budgeted Amount</u>	<u>Actual Amount</u>
BED130		2015	HIRE OF PASSENGER CARS	A	-	
BED130		2015	INTEREST ON DELINQUENT PAYMENT	A	-	
BED130		2015	LIBRARY BOOKS, PUBLICATIONS & REPORTS	A	1,800	
BED130		2015	LIBRARY DATA SEARCH SERVICES	A	-	
BED130		2015	LOCAL AREA NETWORK (LAN) COSTS	A	-	
BED130		2015	MISCELLANEOUS EXPENSES	A	129,388	1,310
BED130		2015	OFFICE SUPPLIES	A	2,600	1,976
BED130		2015	OTHER RENTALS	A	-	
BED130		2015	OTHER UTILITIES	A	-	
BED130		2015	OUT-SERVICE TRAINING & REGISTRATION FEES	A	-	3,344
BED130		2015	Payroll	A	918,496	897,706
BED130		2015	POSTAGE & MAILING SERVICES	A	1,000	26
BED130		2015	PRINTING & BINDING	A	2,322	
BED130		2015	PURCHASE OF OTHER EDP EQUIPMENT	A		17,397
BED130		2015	PURCHASE OF PRINTER	A		357
BED130		2015	RENTAL OF COPY MACHINE	A	6,366	5,281
BED130		2015	RENTAL OF OTHER OFFICE EQUIPMENT	A	-	
BED130		2015	REPAIR & MAINTENANCE - EDP EQUIPMENT	A	632	
BED130		2015	REPAIR & MAINTENANCE - OFFICE EQUIPMENT	A	1,100	199
BED130		2015	SERVICES ON A FEE BASIS	A	23,073	93,037
BED130		2015	SUBSCRIPTIONS	A	2,469	4,429
BED130		2015	SUBSISTENCE ALLOWANCE, INTRASTATE	A	-	
BED130		2015	SUBSISTENCE ALLOWANCE, OUT-OF-STATE	A	-	1,661
BED130		2015	TELEPHONE & TELEGRAPH	A	3,144	6,891
BED130		2015	TRANSPORTATION, INTRASTATE	A	324	
BED130		2015	TRANSPORTATION, OUT-OF-STATE	A	-	771
BED130		2015	TV CABLE SERVICES	A	-	
BED138		2015	Payroll	B	375,000	194,279
BED138		2015	MISCELLANEOUS EXPENSES	B	149,625,000	144,582,703
BED142		2015	AWARDS	A	3,500	5,728
BED142		2015	BANK SERVICE FEES	A	-	
BED142		2015	CAR MILEAGE	A	10,000	6,345

Department of Business, Economic Development and Tourism
Operational Expenditures FY15, FY16, FY17

Table D

<u>Prog ID</u>	<u>Sub-Org</u>	<u>FY</u>	<u>Description</u> (Salary, Utility, Supplies, Other)	<u>MOF</u>	<u>Budgeted Amount</u>	<u>Actual Amount</u>
BED142		2015	CAR RENTAL, NON-EMPLOYEE	A		967
BED142		2015	COMPUTER PAPER & SUPPLIES	A		63
BED142		2015	COMPUTER PROGRAMS/SOFTWARE	A	15,000	59,306
BED142		2015	CONFERENCES & SEMINARS BY DBED	A	-	
BED142		2015	COPY MACHINE PAPER & SUPPLIES	A		466
BED142		2015	DUES TO PROFESSIONAL ASSOCIATIONS	A		10,250
BED142		2015	FREIGHT & DELIVERY CHARGES	A	-	
BED142		2015	HIRE OF PASSENGER CARS	A	-	98
BED142		2015	INSURANCE PREMIUM EXPENSE	A	-	
BED142		2015	INTEREST ON DELINQUENT PAYMENT	A	-	19
BED142		2015	LEGAL NOTICES & CLASSIFIED ADS	A	-	
BED142		2015	LIBRARY BOOKS, PUBLICATIONS & REPORTS	A		530
BED142		2015	MISCELLANEOUS EXPENSES	A	77,500	1,002
BED142		2015	OFFICE EQUIPMENT & FURNISHINGS	A		2,118
BED142		2015	OFFICE SUPPLIES	A	13,570	5,156
BED142		2015	OTHER TRAVEL EXPENSES	A		8
BED142		2015	OUT-SERVICE TRAINING & REGISTRATION FEES	A	1,000	2,355
BED142		2015	Payroll	A	1,523,115	1,523,105
BED142		2015	POSTAGE & MAILING SERVICES	A	4,000	2,686
BED142		2015	PRINTING & BINDING	A	1,500	713
BED142		2015	PROTOCOL FUND - MEALS	A		836
BED142		2015	PURCHASE OF MICRO/MINI COMPUTER	A		12,830
BED142		2015	PURCHASE OF OTHER EDP EQUIPMENT	A		101,758
BED142		2015	PURCHASE OF PRINTER	A		497
BED142		2015	RENTAL OF COPY MACHINE	A	18,000	10,471
BED142		2015	REPAIR & MAINTENANCE - EDP EQUIPMENT	A	-	
BED142		2015	REPAIR & MAINTENANCE - OFFICE EQUIPMENT	A	4,000	1,420
BED142		2015	SERVICES ON A FEE BASIS	A	52,855	
BED142		2015	SUBSCRIPTIONS	A	1,000	721
BED142		2015	SUBSISTENCE ALLOWANCE, INTRASTATE	A	5,000	630
BED142		2015	SUBSISTENCE ALLOWANCE, OUT-OF-STATE	A	13,000	7,296
BED142		2015	TELEPHONE & TELEGRAPH	A	23,000	19,401

Department of Business, Economic Development and Tourism
Operational Expenditures FY15, FY16, FY17

Table D

<u>Prog ID</u>	<u>Sub-Org</u>	<u>FY</u>	<u>Description</u> <u>(Salary, Utility, Supplies, Other)</u>	<u>MOF</u>	<u>Budgeted Amount</u>	<u>Actual Amount</u>
BED142		2015	TRANSPORTATION, INTRASTATE	A	5,000	782
BED142		2015	TRANSPORTATION, OUT-OF-STATE	A	20,000	7,722
BED142		2015	TRANSPORTATION. INTRASTATE, NON-EMPLOYEE	A		5,845
BED142		2015	TV CABLE SERVICES	A		165
BED142		2015	BOOTH SPACE RENTAL	T		53,300
BED142		2015	CONTRACTS & OTHER GOVERNMENT AGENCIES	T		8,951
BED142		2015	ELECTRICITY	T		40
BED142		2015	FREIGHT & DELIVERY CHARGES	T		1,500
BED142		2015	R & M - BLDGS & STRUC, ROUTINE MAINTENANCE	T		105
BED142		2015	REFUNDS OF PRIOR YEAR RECEIPTS	T		12,273
BED142		2015	REFUSE COLLECTION SERVICES	T		40
BED143		2015	ADVERTISING	A	-	
BED143		2015	CAR MILEAGE	A	-	
BED143		2015	COMPUTER PAPER & SUPPLIES	A	-	
BED143		2015	COMPUTER PROGRAMS/SOFTWARE	A	-	
BED143		2015	CONFERENCES & SEMINARS BY DBED	A	-	5,600
BED143		2015	COPY MACHINE PAPER & SUPPLIES	A	-	
BED143		2015	DUES TO PROFESSIONAL ASSOCIATIONS	A	-	
BED143		2015	FREIGHT & DELIVERY CHARGES	A	-	
BED143		2015	HIRE OF PASSENGER CARS	A	-	
BED143		2015	INSURANCE PREMIUM EXPENSE	A	-	21,771
BED143		2015	LEGAL NOTICES & CLASSIFIED ADS	A	-	
BED143		2015	LIBRARY BOOKS, PUBLICATIONS & REPORTS	A	-	
BED143		2015	MISCELLANEOUS EXPENSES	A	733,534	
BED143		2015	OFFICE SUPPLIES	A	-	
BED143		2015	OTHER RENTALS	A	-	
BED143		2015	OTHER SUPPLIES	A	-	
BED143		2015	OUT-SERVICE TRAINING & REGISTRATION FEES	A	-	
BED143		2015	Payroll	A	297,054	294,432
BED143		2015	POSTAGE & MAILING SERVICES	A	-	
BED143		2015	PRINTING & BINDING	A	-	
BED143		2015	R & M - MACH & EQPT. SPECIAL MAINTENANCE	A	-	

Department of Business, Economic Development and Tourism
Operational Expenditures FY15, FY16, FY17

Table D

<u>Prog ID</u>	<u>Sub-Org</u>	<u>FY</u>	<u>Description</u> <u>(Salary, Utility, Supplies, Other)</u>	<u>MOF</u>	<u>Budgeted Amount</u>	<u>Actual Amount</u>
BED143		2015	RENTAL OF COPY MACHINE	A	-	
BED143		2015	RENTAL OF LAND & BUILDING	A	-	
BED143		2015	REPAIR & MAINTENANCE - EDP EQUIPMENT	A	-	
BED143		2015	REPAIR & MAINTENANCE - OFFICE EQUIPMENT	A	-	
BED143		2015	SERVICES ON A FEE BASIS	A		151,357
BED143		2015	SMALL BUSINESS INNOVATION & RESEARCH (SBIR) AWARDS	A		520,000
BED143		2015	SUBSCRIPTIONS	A	-	166
BED143		2015	SUBSISTENCE ALLOWANCE, INTRASTATE	A	-	
BED143		2015	SUBSISTENCE ALLOWANCE, OUT-OF-STATE	A	-	
BED143		2015	TELEPHONE & TELEGRAPH	A	-	
BED143		2015	TRANSPORTATION, INTRASTATE	A	-	
BED143		2015	TRANSPORTATION, OUT-OF-STATE	A	-	
BED143		2015	ADVERTISING	B	-	4,786
BED143		2015	BOARDS & COMMISSIONS EXPENDITURES	B		254
BED143		2015	CAR MILEAGE	B		858
BED143		2015	COMPUTER PAPER & SUPPLIES	B		1,885
BED143		2015	COMPUTER PROGRAMS/SOFTWARE	B		200,927
BED143		2015	CONFERENCES & SEMINARS BY DBED	B	-	119,766
BED143		2015	CONTRACTS & OTHER GOVERNMENT AGENCIES	B		20,330
BED143		2015	COPY MACHINE PAPER & SUPPLIES	B		994
BED143		2015	DUES TO PROFESSIONAL ASSOCIATIONS	B		6,400
BED143		2015	FREIGHT & DELIVERY CHARGES	B		4,007
BED143		2015	HIRE OF PASSENGER CARS	B		1,551
BED143		2015	INSURANCE PREMIUM EXPENSE	B		-
BED143		2015	INTEREST ON DELINQUENT PAYMENT	B		190
BED143		2015	LEGAL NOTICES & CLASSIFIED ADS	B		-
BED143		2015	MACHINERY & OTHER EQUIPMENT	B		2,910
BED143		2015	MISCELLANEOUS EXPENSES	B	1,702,432	527
BED143		2015	OFFICE EQUIPMENT & FURNISHINGS	B		1,899
BED143		2015	OFFICE SUPPLIES	B		1,419
BED143		2015	OTHER GRANTS-IN-AID	B	-	
BED143		2015	OTHER REIMBURSABLE EXP. NON-EMPLOYEE (ACCOUNTABLE)	B		1,082

Department of Business, Economic Development and Tourism
Operational Expenditures FY15, FY16, FY17

Table D

<u>Prog ID</u>	<u>Sub-Org</u>	<u>FY</u>	<u>Description</u> <u>(Salary, Utility, Supplies, Other)</u>	<u>MOF</u>	<u>Budgeted Amount</u>	<u>Actual Amount</u>
BED143		2015	OTHER SUPPLIES	B		1,034
BED143		2015	OUT-SERVICE TRAINING & REGISTRATION FEES	B		31,648
BED143		2015	Payroll	B	629,586	409,980
BED143		2015	PERSONAL SERVICES RENDERED BY OTHER STATE AGENCIES (STA	B		22
BED143		2015	POSTAGE & MAILING SERVICES	B		1,426
BED143		2015	PRINTING & BINDING	B		7,219
BED143		2015	PROTOCOL FUND - COFFEE SERVICE	B		524
BED143		2015	PROTOCOL FUND - GIFTS	B		85
BED143		2015	PROTOCOL FUND - LEIS	B		277
BED143		2015	PROTOCOL FUND - MEALS	B		2,459
BED143		2015	PURCHASE OF MICRO/MINI COMPUTER	B		15
BED143		2015	REFUSE COLLECTION SERVICES	B		-
BED143		2015	RENTAL OF COPY MACHINE	B		4,800
BED143		2015	RENTAL OF LAND & BUILDING	B	-	
BED143		2015	REPAIR & MAINTENANCE - EDP EQUIPMENT	B		331
BED143		2015	SERVICES ON A FEE BASIS	B		322,545
BED143		2015	SPECIAL FUND ASSESSMENT	B	29,375	28,269
BED143		2015	SPECIAL PROGRAM COSTS	B	1,394,017	10,018
BED143		2015	SUBSCRIPTIONS	B		250
BED143		2015	SUBSISTENCE ALLOWANCE, INTRASTATE	B		2,477
BED143		2015	SUBSISTENCE ALLOWANCE, OUT-OF-STATE	B		5,268
BED143		2015	TELEPHONE & TELEGRAPH	B		12,650
BED143		2015	TRANSPORTATION, INTRASTATE	B		4,674
BED143		2015	TRANSPORTATION, OUT-OF-STATE	B		2,755
BED143		2015	MISCELLANEOUS EXPENSES	N		
BED143		2015	Payroll	N	989,710	
BED143		2015	RENTAL OF LAND & BUILDING	N		
BED143		2015	SERVICES ON A FEE BASIS	N		
BED143		2015	MISCELLANEOUS EXPENSES	P	15,819,046	
BED143		2015	Payroll	P		
BED143		2015	RENTAL OF LAND & BUILDING	P	170,664	
BED143		2015	SERVICES ON A FEE BASIS	P	-	

Department of Business, Economic Development and Tourism
Operational Expenditures FY15, FY16, FY17

Table D

<u>Prog ID</u>	<u>Sub-Org</u>	<u>FY</u>	<u>Description</u> (Salary, Utility, Supplies, Other)	<u>MOF</u>	<u>Budgeted Amount</u>	<u>Actual Amount</u>
BED143		2015	MISCELLANEOUS EXPENSES	W	1,500,000	
BED144		2015	*Rental	A	3,500	
BED144		2015	*Service	A	8,000	
BED144		2015	ADVERTISING	A	-	
BED144		2015	AWARDS	A	-	142
BED144		2015	BANK SERVICE FEES	A	-	
BED144		2015	CABLES & WIRING SERVICES - EDP	A	3,000	945
BED144		2015	CAR MILEAGE	A	321	175
BED144		2015	COMPENSATION FEES	A	-	
BED144		2015	COMPUTER PAPER & SUPPLIES	A	-	
BED144		2015	COMPUTER PROGRAMS/SOFTWARE	A	-	
BED144		2015	COMPUTER SERVICES (OTHER THAN STATE)	A	6,000	
BED144		2015	COURT REPORTER FEES	A	-	
BED144		2015	DUES TO PROFESSIONAL ASSOCIATIONS	A	10,440	12,414
BED144		2015	FREIGHT & DELIVERY CHARGES	A	-	10
BED144		2015	HIRE OF PASSENGER CARS	A	710	508
BED144		2015	INTEREST ON DELINQUENT PAYMENT	A	-	
BED144		2015	JANITORIAL SUPPLIES	A	-	35
BED144		2015	LEGAL NOTICES & CLASSIFIED ADS	A	-	
BED144		2015	LIBRARY BOOKS, PUBLICATIONS & REPORTS	A	-	
BED144		2015	LOCAL AREA NETWORK (LAN) COSTS	A	-	
BED144		2015	MISCELLANEOUS EXPENSES	A	2,161	1,117
BED144		2015	MOVING SERVICES	A	-	
BED144		2015	OFFICE SUPPLIES	A	1,000	3,438
BED144		2015	OTHER RENTALS	A	-	290
BED144		2015	OTHER SUPPLIES	A	-	838
BED144		2015	OTHER TRAVEL EXPENSES	A	1,800	
BED144		2015	OUT-SERVICE TRAINING & REGISTRATION FEES	A	4,591	4,164
BED144		2015	Payroll	A	757,990	757,988
BED144		2015	POSTAGE & MAILING SERVICES	A	768	
BED144		2015	PRINTING & BINDING	A	-	1,400
BED144		2015	R & M - OTHER	A	20,000	

Department of Business, Economic Development and Tourism
Operational Expenditures FY15, FY16, FY17

Table D

<u>Prog ID</u>	<u>Sub-Org</u>	<u>FY</u>	<u>Description</u> <u>(Salary, Utility, Supplies, Other)</u>	<u>MOF</u>	<u>Budgeted Amount</u>	<u>Actual Amount</u>
BED144		2015	RENTAL OF COPY MACHINE	A	5,000	5,443
BED144		2015	RENTAL OF OTHER OFFICE EQUIPMENT	A	2,000	658
BED144		2015	REPAIR & MAINTENANCE - EDP EQUIPMENT	A	-	
BED144		2015	REPAIR & MAINTENANCE - OFFICE EQUIPMENT	A	500	
BED144		2015	SERVICES ON A FEE BASIS	A	310,193	151,093
BED144		2015	SUBSCRIPTIONS	A	-	1,072
BED144		2015	SUBSISTENCE ALLOWANCE, INTRASTATE	A	9,640	4,971
BED144		2015	SUBSISTENCE ALLOWANCE, INTRASTATE, NON-EMPLOYEE	A	-	
BED144		2015	SUBSISTENCE ALLOWANCE, OUT-OF-STATE	A	11,200	1,214
BED144		2015	TELEPHONE & TELEGRAPH	A	11,260	15,052
BED144		2015	TRANSPORTATION, INTRASTATE	A	11,800	4,563
BED144		2015	TRANSPORTATION, OUT-OF-STATE	A	7,000	547
BED144		2015	TRANSPORTATION. INTRASTATE, NON-EMPLOYEE	A	-	
BED144		2015	TV CABLE SERVICES	A	-	
BED144		2015	ADVERTISING	N	-	
BED144		2015	CAR MILEAGE	N	70	
BED144		2015	CAR RENTAL, NON-EMPLOYEE	N	-	
BED144		2015	COMPUTER PAPER & SUPPLIES	N	-	
BED144		2015	COMPUTER PROGRAMS/SOFTWARE	N	-	
BED144		2015	CONFERENCES & SEMINARS BY DBED	N	-	
BED144		2015	COURT REPORTER FEES	N	-	
BED144		2015	DUES TO PROFESSIONAL ASSOCIATIONS	N	300	
BED144		2015	FREIGHT & DELIVERY CHARGES	N	2,000	
BED144		2015	HIRE OF PASSENGER CARS	N	2,000	
BED144		2015	HONORARIUM/APPEARANCE FEES	N	-	
BED144		2015	INDIRECT COSTS - FEDERAL GRANTS	N	30,572	
BED144		2015	INTEREST ON DELINQUENT PAYMENT	N	-	
BED144		2015	LEGAL NOTICES & CLASSIFIED ADS	N	7,000	
BED144		2015	LIBRARY BOOKS, PUBLICATIONS & REPORTS	N	200	
BED144		2015	LOCAL AREA NETWORK (LAN) COSTS	N	-	
BED144		2015	MISCELLANEOUS EXPENSES	N	105,116	
BED144		2015	MOTOR POOL CARS	N	-	

Department of Business, Economic Development and Tourism
Operational Expenditures FY15, FY16, FY17

Table D

<u>Prog ID</u>	<u>Sub-Org</u>	<u>FY</u>	<u>Description</u> (Salary, Utility, Supplies, Other)	<u>MOF</u>	<u>Budgeted Amount</u>	<u>Actual Amount</u>
BED144		2015	OFFICE SUPPLIES	N	2,300	
BED144		2015	OPERATING TRANSFER TO SPECIAL FUND	N	-	
BED144		2015	OTHER RENTALS	N	-	
BED144		2015	OTHER SUPPLIES	N	-	
BED144		2015	OTHER TRAVEL EXPENSES	N	-	
BED144		2015	OUT-SERVICE TRAINING & REGISTRATION FEES	N	2,000	420
BED144		2015	Payroll	N	1,092,157	763,902
BED144		2015	POSTAGE & MAILING SERVICES	N	2,000	
BED144		2015	PRINTING & BINDING	N	21,189	
BED144		2015	R & M - OTHER	N	-	
BED144		2015	REFUNDS OF PRIOR YEAR RECEIPTS	N	-	
BED144		2015	RENTAL OF COPY MACHINE	N	-	
BED144		2015	RENTAL OF OTHER OFFICE EQUIPMENT	N	-	
BED144		2015	REPAIR & MAINTENANCE - EDP EQUIPMENT	N	-	
BED144		2015	REPAIR & MAINTENANCE - OFFICE EQUIPMENT	N	1,300	
BED144		2015	SERVICES ON A FEE BASIS	N	1,106,640	892,359
BED144		2015	SUBSCRIPTIONS	N	1,200	
BED144		2015	SUBSISTENCE ALLOWANCE, INTRASTATE	N	8,437	
BED144		2015	SUBSISTENCE ALLOWANCE, INTRASTATE, NON-EMPLOYEE	N	-	
BED144		2015	SUBSISTENCE ALLOWANCE, OUT-OF-STATE	N	9,718	1,466
BED144		2015	SUBSISTENCE, OUT-OF-STATE, NON-EMPLOYEE	N	-	
BED144		2015	TELEPHONE & TELEGRAPH	N	1,000	
BED144		2015	TRANSPORTATION, INTRASTATE	N	25,000	-
BED144		2015	TRANSPORTATION, OUT-OF-STATE	N	9,000	1,047
BED144		2015	TRANSPORTATION, OUT-OF-STATE, NON-EMPLOYEE	N	-	
BED144		2015	TRANSPORTATION. INTRASTATE, NON-EMPLOYEE	N		
BED144		2015	MISCELLANEOUS EXPENSES	P		628
BED144		2015	SERVICES ON A FEE BASIS	P		227,048
BED144		2015	*Debt	W	700,000	
BED144		2015	ADVERTISING	W	300	
BED144		2015	CONFERENCES & SEMINARS BY DBED	W	15,295	
BED144		2015	INDIRECT COSTS - FEDERAL GRANTS	W	13,470	

Department of Business, Economic Development and Tourism
Operational Expenditures FY15, FY16, FY17

Table D

<u>Prog ID</u>	<u>Sub-Org</u>	<u>FY</u>	<u>Description</u> <u>(Salary, Utility, Supplies, Other)</u>	<u>MOF</u>	<u>Budgeted Amount</u>	<u>Actual Amount</u>
BED144		2015	MISCELLANEOUS EXPENSES	W	1,000,000	
BED144		2015	MOLOKAI LOAN PROGRAM	W	-	
BED144		2015	OFFICE SUPPLIES	W	250	
BED144		2015	PRINTING & BINDING	W	4,150	
BED144		2015	SERVICES ON A FEE BASIS	W	250,000	
BED144		2015	SUBSISTENCE ALLOWANCE, INTRASTATE	W	1,000	
BED144		2015	SUBSISTENCE ALLOWANCE, OUT-OF-STATE	W	6,100	
BED144		2015	TELEPHONE & TELEGRAPH	W	-	24
BED144		2015	TRANSPORTATION, INTRASTATE	W	1,435	
BED144		2015	TRANSPORTATION, OUT-OF-STATE	W	8,000	
BED145		2015	CONFERENCES & SEMINARS BY DBED	B		18,387
BED145		2015	INTEREST ON DELINQUENT PAYMENT	B	-	
BED145		2015	INVESTMENTS	B	2,608,516	
BED145		2015	MISCELLANEOUS EXPENSES	B	-	
BED145		2015	PERSONAL SERVICES RENDERED BY OTHER STATE AGENCIES (STA	B	-	6
BED145		2015	SERVICES ON A FEE BASIS	B	-	
BED145		2015	SPECIAL FUND ASSESSMENT	B	-	236
BED145		2015	SUBSISTENCE ALLOWANCE, INTRASTATE	B	-	20
BED145		2015	INVESTMENTS	P	12,968,350	1,521,250
BED145		2015	LEGAL SERVICES	P	-	41,060
BED145		2015	MISCELLANEOUS EXPENSES	P	-	
BED145		2015	Payroll	P	200,000	
BED145		2015	PERSONAL SERVICES RENDERED BY OTHER STATE AGENCIES (STA	P		5,089
BED145		2015	SUBSISTENCE ALLOWANCE, INTRASTATE	P		386
BED145		2015	SUBSISTENCE ALLOWANCE, OUT-OF-STATE	P	-	4,504
BED145		2015	TRANSPORTATION, INTRASTATE	P	-	
BED145		2015	TRANSPORTATION, OUT-OF-STATE	P	-	
BED145		2015	BOARDS & COMMISSIONS EXPENDITURES	W	-	
BED145		2015	CAR MILEAGE	W	-	
BED145		2015	COMPUTER PROGRAMS/SOFTWARE	W	-	
BED145		2015	CONFERENCES & SEMINARS BY DBED	W	-	
BED145		2015	CONTRACTS & OTHER GOVERNMENT AGENCIES	W	-	

Department of Business, Economic Development and Tourism
Operational Expenditures FY15, FY16, FY17

Table D

<u>Prog ID</u>	<u>Sub-Org</u>	<u>FY</u>	<u>Description</u> <u>(Salary, Utility, Supplies, Other)</u>	<u>MOF</u>	<u>Budgeted Amount</u>	<u>Actual Amount</u>
BED145		2015	DUES TO PROFESSIONAL ASSOCIATIONS	W	-	5,000
BED145		2015	HIRE OF PASSENGER CARS	W	-	392
BED145		2015	HONORARIUM/APPEARANCE FEES	W	-	15,000
BED145		2015	INTEREST ON DELINQUENT PAYMENT	W	-	29
BED145		2015	INVESTMENTS	W	4,000,000	804,837
BED145		2015	LEGAL SERVICES	W	-	18,375
BED145		2015	LOCAL AREA NETWORK (LAN) COSTS	W	-	
BED145		2015	MISCELLANEOUS EXPENSES	W	71,850	1,096
BED145		2015	OFFICE SUPPLIES	W	-	45
BED145		2015	OTHER RENTALS	W	-	
BED145		2015	OTHER SUPPLIES	W	-	
BED145		2015	OUT-SERVICE TRAINING & REGISTRATION FEES	W	-	1,124
BED145		2015	Payroll	W	233,306	218,737
BED145		2015	PERSONAL SERVICES RENDERED BY OTHER STATE AGENCIES (STA	W	-	344
BED145		2015	POSTAGE & MAILING SERVICES	W	-	262
BED145		2015	PRINTING & BINDING	W	-	190
BED145		2015	RENTAL OF COPY MACHINE	W	-	482
BED145		2015	RENTAL OF OTHER OFFICE EQUIPMENT	W	-	
BED145		2015	REPAIR & MAINTENANCE - OFFICE EQUIPMENT	W	-	
BED145		2015	SERVICES ON A FEE BASIS	W	-	108,426
BED145		2015	SUBSCRIPTIONS	W	-	
BED145		2015	SUBSISTENCE ALLOWANCE, INTRASTATE	W	-	663
BED145		2015	SUBSISTENCE ALLOWANCE, OUT-OF-STATE	W	-	4,692
BED145		2015	SUBSISTENCE, OUT-OF-STATE, NON-EMPLOYEE	W	-	4,261
BED145		2015	TELEPHONE & TELEGRAPH	W	-	827
BED145		2015	TRANSPORTATION, INTRASTATE	W	-	2,789
BED145		2015	TRANSPORTATION, OUT-OF-STATE	W	-	1,920
BED145		2015	TRANSPORTATION, OUT-OF-STATE, NON-EMPLOYEE	W	-	
BED146		2015	ADVERTISING	B	1,000	
BED146		2015	APPRAISAL FEES	B	-	12,963
BED146		2015	AWARDS	B	-	
BED146		2015	BLUEPRINTING SERVICES	B	-	

Department of Business, Economic Development and Tourism
Operational Expenditures FY15, FY16, FY17

Table D

<u>Prog ID</u>	<u>Sub-Org</u>	<u>FY</u>	<u>Description</u> (Salary, Utility, Supplies, Other)	<u>MOF</u>	<u>Budgeted Amount</u>	<u>Actual Amount</u>
BED146		2015	BOARDS & COMMISSIONS EXPENDITURES	B	2,556	831
BED146		2015	BOOTH SPACE RENTAL	B	200	
BED146		2015	CAR MILEAGE	B	2,000	446
BED146		2015	CAR MILEAGE - BOARD & COMMISSION MEMBERS	B	-	
BED146		2015	CEDED LANDS REVENUE PAYMENTS TO OHA	B	317,345	
BED146		2015	COMPUTER PAPER & SUPPLIES	B	-	
BED146		2015	COMPUTER PROGRAMS/SOFTWARE	B	8,425	4,457
BED146		2015	COMPUTER SERVICES (OTHER THAN STATE)	B	-	8,253
BED146		2015	CONTRACTS & OTHER GOVERNMENT AGENCIES	B	-	1,495
BED146		2015	DUES TO PROFESSIONAL ASSOCIATIONS	B	-	
BED146		2015	ELECTRICITY	B	4,172,351	2,109,881
BED146		2015	FREIGHT & DELIVERY CHARGES	B	5,000	850
BED146		2015	GAS	B	-	
BED146		2015	HIRE OF PASSENGER CARS	B	1,000	1,633
BED146		2015	INSURANCE PREMIUM EXPENSE	B	1,400	14,538
BED146		2015	INTEREST ON DELINQUENT PAYMENT	B	-	66
BED146		2015	JANITORIAL SERVICES	B	9,600	
BED146		2015	JANITORIAL SUPPLIES	B	7,650	5,527
BED146		2015	LEGAL NOTICES & CLASSIFIED ADS	B	-	1,981
BED146		2015	LEGAL SERVICES	B	-	
BED146		2015	LIBRARY BOOKS, PUBLICATIONS & REPORTS	B	-	
BED146		2015	LOCAL AREA NETWORK (LAN) COSTS	B	-	
BED146		2015	MACHINERY & OTHER EQUIPMENT	B		66,858
BED146		2015	MARKETING/PROMOTION SERVICES	B	2,000	
BED146		2015	MISCELLANEOUS EXPENSES	B	555,691	15,989
BED146		2015	MOTOR VEHICLE GAS & OIL	B	4,150	7,797
BED146		2015	OFFICE EQUIPMENT & FURNISHINGS	B		3,041
BED146		2015	OFFICE SUPPLIES	B	6,062	4,942
BED146		2015	OTHER RENTALS	B	-	2,917
BED146		2015	OTHER SUPPLIES - CEMP (NELHA)	B	-	11,045
BED146		2015	OTHER SUPPLIES - WORKSHOP (NELHA)	B	-	1,576
BED146		2015	OTHER SUPPLIES	B	110,600	17,311

Department of Business, Economic Development and Tourism
Operational Expenditures FY15, FY16, FY17

Table D

<u>Prog ID</u>	<u>Sub-Org</u>	<u>FY</u>	<u>Description</u> (Salary, Utility, Supplies, Other)	<u>MOF</u>	<u>Budgeted Amount</u>	<u>Actual Amount</u>
BED146		2015	OTHER SUPPLIES - GROUNDS & LANDSCAPE	B	-	5,622
BED146		2015	OTHER TRAVEL EXPENSES	B	-	
BED146		2015	OTHER UTILITIES	B	-	
BED146		2015	OUT-SERVICE TRAINING & REGISTRATION FEES	B	8,350	920
BED146		2015	Payroll	B		1,541,282
BED146		2015	PERSONAL SERVICES RENDERED BY OTHER STATE AGENCIES (STA	B	-	28,669
BED146		2015	POSTAGE & MAILING SERVICES	B	1,250	1,891
BED146		2015	PRINTING & BINDING	B	-	
BED146		2015	PURCHASE OF MICRO/MINI COMPUTER	B		5,761
BED146		2015	PURCHASE OF MOTOR VEHICLES	B		13,124
BED146		2015	R & M - GROUNDS, ROUTINE MAINTENANCE	B	-	
BED146		2015	R & M - MACH & EQPT, ROUTINE MAINTENANCE	B	5,500	
BED146		2015	R & M - MACH & EQPT. SPECIAL MAINTENANCE	B	-	9,666
BED146		2015	R & M - MOTOR VEHICLES	B	750	4,748
BED146		2015	REFUNDS OF PRIOR YEAR RECEIPTS	B	-	
BED146		2015	REFUSE COLLECTION SERVICES	B	7,500	9,328
BED146		2015	RENTAL OF COPY MACHINE	B	6,000	4,935
BED146		2015	REPAIR & MAINTENANCE - EDP EQUIPMENT	B	800	
BED146		2015	REPAIR & MAINTENANCE SUPPLIES	B	-	6,882
BED146		2015	REPAIR & MAINTENANCE SUPPLIES - BUILDINGS	B	-	23,801
BED146		2015	REPAIR & MAINTENANCE SUPPLIES - SEAWATER (NELHA)	B	-	100,173
BED146		2015	SAFETY SUPPLIES	B	-	2,447
BED146		2015	SECURITY & GUARD SERVICES	B	160,000	163,142
BED146		2015	SERVICES ON A FEE BASIS	B	189,475	996,022
BED146		2015	SPECIAL FUND ASSESSMENT	B	244,018	113,292
BED146		2015	SUBSCRIPTIONS	B	200	2,800
BED146		2015	SUBSISTENCE ALLOWANCE, INTRASTATE	B	8,465	2,029
BED146		2015	SUBSISTENCE ALLOWANCE, INTRASTATE, NON-EMPLOYEE	B	-	
BED146		2015	SUBSISTENCE ALLOWANCE, OUT-OF-STATE	B	1,500	
BED146		2015	TELEPHONE & TELEGRAPH	B	15,000	12,240
BED146		2015	TRADE SHOW/PRODUCT PROMOTION SUPPLIES	B	-	90
BED146		2015	TRANSPORTATION, INTRASTATE	B	4,000	9,201

Department of Business, Economic Development and Tourism
Operational Expenditures FY15, FY16, FY17

Table D

<u>Prog ID</u>	<u>Sub-Org</u>	<u>FY</u>	<u>Description</u> (Salary, Utility, Supplies, Other)	<u>MOF</u>	<u>Budgeted Amount</u>	<u>Actual Amount</u>
BED146		2015	TRANSPORTATION, OUT-OF-STATE	B	2,500	
BED146		2015	TRANSPORTATION. INTRASTATE, NON-EMPLOYEE	B	-	1,269
BED146		2015	UNEMPLOYMENT BENEFITS PAYMENTS	B	-	24,288
BED146		2015	WATER	B	260,579	136,225
BED146		2015	CEDED LANDS REVENUE PAYMENTS TO OHA	T		342,980
BED150		2015	CEDED LANDS REVENUE PAYMENTS TO OHA	T		230,301
BED150		2015	*Govt	W		378,746
BED150		2015	*Rental	W	-	
BED150		2015	ADVERTISING	W	-	
BED150		2015	ALARM SERVICES	W		3,472
BED150		2015	BANK SERVICE FEES	W	-	
BED150		2015	BLUEPRINTING SERVICES	W	1,000	
BED150		2015	BOOTH SPACE RENTAL	W	-	
BED150		2015	CABLES & WIRING SERVICES - EDP	W	-	15,683
BED150		2015	CAR MILEAGE	W	9,200	1,594
BED150		2015	CAR RENTAL, NON-EMPLOYEE	W	-	
BED150		2015	COMPUTER PAPER & SUPPLIES	W	10,000	1,135
BED150		2015	COMPUTER PROGRAMS/SOFTWARE	W	7,000	3,343
BED150		2015	COMPUTER SERVICES (OTHER THAN STATE)	W	3,000	2,073
BED150		2015	CONFERENCES & SEMINARS BY DBED	W	2,500	
BED150		2015	COPY MACHINE PAPER & SUPPLIES	W	8,000	2,209
BED150		2015	COURT REPORTER FEES	W	-	27,552
BED150		2015	DUES TO PROFESSIONAL ASSOCIATIONS	W	600	2,778
BED150		2015	ELECTRICITY	W	2,000	109,509
BED150		2015	GAS	W	-	55
BED150		2015	HEARING OFFICER FEES	W	-	
BED150		2015	HIRE OF PASSENGER CARS	W	-	1,735
BED150		2015	INSURANCE PREMIUM EXPENSE	W	33,000	20,428
BED150		2015	LEGAL NOTICES & CLASSIFIED ADS	W	23,000	6,138
BED150		2015	LIBRARY BOOKS, PUBLICATIONS & REPORTS	W	1,000	
BED150		2015	LOCAL AREA NETWORK (LAN) COSTS	W	-	58,330
BED150		2015	MISCELLANEOUS EXPENSES	W	14,500	21,072

Department of Business, Economic Development and Tourism
Operational Expenditures FY15, FY16, FY17

Table D

<u>Prog ID</u>	<u>Sub-Org</u>	<u>FY</u>	<u>Description</u> (Salary, Utility, Supplies, Other)	<u>MOF</u>	<u>Budgeted Amount</u>	<u>Actual Amount</u>
BED150		2015	MOTOR POOL CARS	W	16,000	6,708
BED150		2015	MOVING SERVICES	W	-	10,632
BED150		2015	OFFICE SUPPLIES	W	9,000	3,091
BED150		2015	OTHER RENTALS	W	-	
BED150		2015	OTHER SUPPLIES	W	1,800	29,159
BED150		2015	OTHER TRAVEL EXPENSES	W	-	949
BED150		2015	OUT-SERVICE TRAINING & REGISTRATION FEES	W	4,000	4,977
BED150		2015	Payroll	W	471,382	453,939
BED150		2015	PERSONAL SERVICES RENDERED BY OTHER STATE AGENCIES (STA	W	72,000	113,325
BED150		2015	PHOTOGRAPHIC SERVICES	W	-	
BED150		2015	POSTAGE & MAILING SERVICES	W	28,000	2,981
BED150		2015	PRINTING & BINDING	W	7,200	
BED150		2015	PURCHASE OF MICRO/MINI COMPUTER	W		16,224
BED150		2015	PURCHASE OF PRINTER	W		5,663
BED150		2015	R & M - COPY MACHINE	W	-	
BED150		2015	R & M - GROUNDS, ROUTINE MAINTENANCE	W	3,600	646,883
BED150		2015	R & M - OTHER	W	-	16,692
BED150		2015	R & M - WORD PROCESSOR	W	-	
BED150		2015	REFUNDS OF PRIOR YEAR RECEIPTS	W		45,251
BED150		2015	REFUSE COLLECTION SERVICES	W	-	2,393
BED150		2015	RENTAL OF COPY MACHINE	W	19,300	15,478
BED150		2015	RENTAL OF LAND & BUILDING	W	204,000	165,832
BED150		2015	RENTAL OF OTHER OFFICE EQUIPMENT	W	2,000	
BED150		2015	REPAIR & MAINTENANCE - EDP EQUIPMENT	W	3,600	
BED150		2015	REPAIR & MAINTENANCE - OFFICE EQUIPMENT	W	1,500	
BED150		2015	SAFETY SUPPLIES	W	-	
BED150		2015	SECURITY & GUARD SERVICES	W	30,000	165,814
BED150		2015	Service on a Fee Basis	W	-	
BED150		2015	SERVICES ON A FEE BASIS	W	95,200	371,548
BED150		2015	SUBSCRIPTIONS	W	2,000	461
BED150		2015	SUBSISTENCE ALLOWANCE, INTRASTATE	W	3,300	1,990
BED150		2015	SUBSISTENCE ALLOWANCE, INTRASTATE, NON-EMPLOYEE	W	-	395

Department of Business, Economic Development and Tourism
Operational Expenditures FY15, FY16, FY17

Table D

Prog ID	Sub-Org	FY	Description (Salary, Utility, Supplies, Other)	MOF	Budgeted Amount	Actual Amount
BED150		2015	SUBSISTENCE ALLOWANCE, OUT-OF-STATE	W	1,200	19,884
BED150		2015	SUBSISTENCE, OUT-OF-STATE, NON-EMPLOYEE	W	-	6,538
BED150		2015	TELEPHONE & TELEGRAPH	W	14,400	24,794
BED150		2015	TRANSPORTATION, INTRASTATE	W	600	694
BED150		2015	TRANSPORTATION, OUT-OF-STATE	W	3,000	7,422
BED150		2015	TRANSPORTATION, OUT-OF-STATE, NON-EMPLOYEE	W	-	2,854
BED150		2015	TRANSPORTATION. INTRASTATE, NON-EMPLOYEE	W	600	176
BED150		2015	TV CABLE SERVICES	W	700	693
BED150		2015	WATER	W	600	350,399
BED160		2015	MISCELLANEOUS EXPENSES	N	3,000,000	148,763
BED160		2015	*Debt	T	-	33,411,712
BED160		2015	*Rental	T		826
BED160		2015	*Service	T		34,099
BED160		2015	ADVERTISING	T		9
BED160		2015	CAR MILEAGE	T		69
BED160		2015	HIRE OF PASSENGER CARS	T		46
BED160		2015	MISCELLANEOUS EXPENSES	T	21,791,437	74,431
BED160		2015	OFFICE SUPPLIES	T		442
BED160		2015	OUT-SERVICE TRAINING & REGISTRATION FEES	T		199
BED160		2015	PERSONAL SERVICES RENDERED BY OTHER STATE AGENCIES (STA	T	132,261	123,018
BED160		2015	POSTAGE & MAILING SERVICES	T		219
BED160		2015	RENTAL OF LAND & BUILDING	T		18,346
BED160		2015	REPAIR & MAINTENANCE - OFFICE EQUIPMENT	T		-
BED160		2015	REPAIR & MAINTENANCE SUPPLIES	T		1
BED160		2015	SUBSCRIPTIONS	T		173
BED160		2015	SUBSISTENCE ALLOWANCE, INTRASTATE	T		18
BED160		2015	SUBSISTENCE ALLOWANCE, OUT-OF-STATE	T		13
BED160		2015	TELEPHONE & TELEGRAPH	T		996
BED160		2015	TRANSPORTATION, INTRASTATE	T		171
BED160		2015	TRANSPORTATION, OUT-OF-STATE	T		14
BED160		2015	*Debt	W		129,318,816
BED160		2015	*Interest	W		11,269,018

Department of Business, Economic Development and Tourism
Operational Expenditures FY15, FY16, FY17

Table D

<u>Prog ID</u>	<u>Sub-Org</u>	<u>FY</u>	<u>Description</u> (Salary, Utility, Supplies, Other)	<u>MOF</u>	<u>Budgeted Amount</u>	<u>Actual Amount</u>
BED160		2015	*Investments	W		(18,338,170)
BED160		2015	*Rental	W	24,786	23,443
BED160		2015	*Service	W	100,000	284,846
BED160		2015	ADVERTISING	W	10,471	19,708
BED160		2015	BUILDINGS	W		260,000
BED160		2015	CAR MILEAGE	W	4,477	1,383
BED160		2015	ELECTRICITY	W	120	
BED160		2015	FREIGHT & DELIVERY CHARGES	W		1,200
BED160		2015	HIRE OF PASSENGER CARS	W	5,970	2,682
BED160		2015	INSURANCE PREMIUM EXPENSE	W	30,433	52,966
BED160		2015	INTEREST ON DELINQUENT PAYMENT	W	-	
BED160		2015	JANITORIAL SUPPLIES	W	-	
BED160		2015	MISCELLANEOUS EXPENSES	W	636,447	10,318,711
BED160		2015	MOTOR POOL CARS	W		290
BED160		2015	OFFICE EQUIPMENT & FURNISHINGS	W		396,948
BED160		2015	OFFICE SUPPLIES	W	26,806	14,266
BED160		2015	OPERATING TRANSFER TO SPECIAL FUND	W		297,000
BED160		2015	OTHER GRANTS-IN-AID	W		1,812,440
BED160		2015	OTHER SUPPLIES	W	-	
BED160		2015	OUT-SERVICE TRAINING & REGISTRATION FEES	W		8,307
BED160		2015	Payroll	W	5,195,680	4,578,290
BED160		2015	PERSONAL SERVICES RENDERED BY OTHER STATE AGENCIES (STA	W	395,798	784,327
BED160		2015	POSTAGE & MAILING SERVICES	W	14,421	21,337
BED160		2015	PRINTING & BINDING	W	7,139	1,253
BED160		2015	RENTAL OF LAND & BUILDING	W		2,446,080
BED160		2015	REPAIR & MAINTENANCE - OFFICE EQUIPMENT	W	931,046	124,403
BED160		2015	REPAIR & MAINTENANCE SUPPLIES	W	-	2,956
BED160		2015	SERVICES ON A FEE BASIS	W		940,914
BED160		2015	SPECIAL FUND ASSESSMENT	W		240,243
BED160		2015	SUBSCRIPTIONS	W	18,512	31,855
BED160		2015	SUBSISTENCE ALLOWANCE, INTRASTATE	W	11,578	1,100
BED160		2015	SUBSISTENCE ALLOWANCE, OUT-OF-STATE	W	7,329	18,155

Department of Business, Economic Development and Tourism
 Operational Expenditures FY15, FY16, FY17

Table D

<u>Prog ID</u>	<u>Sub-Org</u>	<u>FY</u>	<u>Description</u> (Salary, Utility, Supplies, Other)	<u>MOF</u>	<u>Budgeted Amount</u>	<u>Actual Amount</u>
BED160		2015	TELEPHONE & TELEGRAPH	W	22,969	53,286
BED160		2015	TRANSPORTATION, INTRASTATE	W	15,693	10,407
BED160		2015	TRANSPORTATION, OUT-OF-STATE	W	12,011	3,850
BED160		2015	WATER	W	120	1,161

Department of Business, Economic Development and Tourism
Hiring Schedule

Table E

<u>Prog ID</u>	<u>Sub-Org</u>	<u>Effective Date</u> <u>Position Filled</u>	<u>Position Number</u>	<u>Position Title</u>	<u>Exempt (Y/N)</u>	<u>SR Level</u>	<u>BU Code</u>	<u>T/P</u>	<u>MOF</u>	<u>Budgeted FTE</u>
BED 143TE	N/A	07/01/13	0011687 4	HCATT Manager	Y	SRNA	13	T	P	1.00
BED144PZ	N/A	07/01/13	0010293 2	Planning & Policy Analyst, OP	Y	SRNA	13	T	N	1.00
BED 144PZ	N/A	07/01/13	0010293 3	Planning & Policy Analyst	Y	SRNA	13	T	N	1.00
BED107BA	N/A	07/16/13	0002557 8	Office Assistant IV	N	SR10	03	P	B	1.00
BED 120SI	N/A	07/16/13	0011935 9	ARRA Renewable Energy Prog Mgr	Y	SRNA	13	T	B	1.00
BED160HA	N/A	07/22/13	0002650 1	Accountant III	N	SR20	13	P	W	1.00
BED 144PL	N/A	08/06/13	0002240 8	Planner V	N	SR24E	13	P	A	1.00
BED 160HA	N/A	08/19/13	0001476 9	Account Clerk III	N	SR 11A	03	P	B	1.00
BED100SM	N/A	08/19/13	00018398	Secretary II	N	SR14	03	P	A	1.00
BED120SI	N/A	09/03/13	0011936 6	Renewable Energy Analyst	Y	SRNA	13	T	B	1.00
BED150KA	N/A	09/03/13	0011151 1	HCDACompAssur&ComtyOutrOftr	Y	SRNA	13	T	C	1.00
BED 160HA	N/A	09/04/13	00042092	Personnel Clerk V	N	SR13A	63	T	B	1.00
BED 105CI	N/A	09/04/13	0012076 0	Economic Development Specialist VI	Y	SR26K	13	P	A	1.00
BED 113TO	N/A	09/16/13	0012105 7	Contracts Specialist	Y	SRNA	13	T	B	1.00
BED143TE	N/A	10/01/13	0011687 4	HCATT Manager	Y	SRNA	13	T	P	1.00

Department of Business, Economic Development and Tourism
Hiring Schedule

Table E

BED 105CI	N/A	11/01/13	0012076 0	Economic Development Specialist VI	Y	SR26K	13	P	A	1.00
BED 100SM	N/A	11/01/13	0012073 5	Business Development Program Manager	Y	EM05	35	P	A	1.00
BED160HA	N/A	11/03/13	0004209 9	Personnel Mgmt Specialist V	N	SR24	73	P	W	1.00
BED113TO	N/A	11/04/13	0012105 6	HTA Tourism Brand Manager	Y	SRNA	13	T	B	1.00
BED100SM	N/A	11/13/13	0012073 5	Business Development Prgm Mgr	N	EM05	35	P	A	1.00
BED 144PL	N/A	11/13/13	0002240 8	Planner V	Y	SR24C	13	P	A	1.00
BED142AA	N/A	12/06/13	0012026 4	Private Secretary II	Y	SR22	63	P	A	1.00
BED160HA	N/A	12/16/13	0011803 6	HHFDC Executive Director	Y	SRNA	00	T	W	1.00
BED120SI	N/A	01/02/14	0002824 8	Research Statistician V	N	SR24	23	P	B	1.00
BED146EL	N/A	01/02/14	0010230 2	NELHA Engineer	Y	SRNA	13	T	B	1.00
BED 160HA	N/A	01/06/14	00042092	Personnel Clerk V	N	SR13A	63	T	B	1.00
BED150KA	N/A	01/06/14	0010203 9	HCDA Admin Svcs Offcr	Y	SRNA	73	T	C	1.00
BED100SM	N/A	01/16/14	0012063 2	Economic Development Spclt VI	N	SR26	13	P	A	1.00
BED105CI	N/A	01/16/14	00044002	Economic Development Specialist	N	SR24	13	P	A	1.00
BED150KA	N/A	01/16/14	0011784 3	HCDA Asset Mgmt Spclt	Y	SRNA	13	T	C	1.00
BED146EL	N/A	01/21/14	0010791 0	NELHA Admin & Projects Manager	Y	SRNA	73	T	B	1.00
BED143TE	N/A	02/03/14	0010161 5	Executive Director, HTDC	Y	SRNA	93	P	A	1.00

Department of Business, Economic Development and Tourism
Hiring Schedule

Table E

BED143TE	N/A	02/03/14	0010161 5	Executive Director, HTDC	Y	SRNA	93	P	B	1.00
BED113TO	N/A	02/24/14	0010791 7	HTA Admin Assistant	Y	SRNA	13	T	B	1.00
BED144PL	N/A	03/03/14	0002635 6	Planner IV	N	SR22	13	P	A	1.00
BED144PL	N/A	03/17/14	0002662 4	Planner V	N	SR24	13	T	N	1.00
BED143TE	N/A	03/17/14	0010269 8	HEVDP Secretary	Y	SRNA	03	T	P	1.00
BED105CI	N/A	04/07/14	0044002	Economic Development Specialist	N	SR24	13	P	A	1.00
BED120SI	N/A	05/22/14	0011936 5	Communications Officer	Y	SRNA	13	T	B	1.00
BED 100SM	N/A	06/09/14	00018398	Secretary II	N	SR14A	63	T	A	1.00
BED144PZ	N/A	06/16/14	0002778 4	Office Assistant IV	N	SR10	03	P	N	1.00
BED144PL	N/A	06/16/14	0012100 6	Secretary II	N	SR14	03	P	A	1.00
BED113TO	N/A	06/18/14	0012105 7	HTA Contracts Specialist	Y	SRNA	13	T	B	1.00
BED107BA	N/A	07/01/14	0002453 3	Ftz Warehouse Worker	N	BC06	01	P	B	1.00
BED130FA	N/A	07/01/14	0001129 9	Economist VI	N	SR26	13	P	A	1.00
BED150KA	N/A	07/01/14	0010101 7	Secy To Exec Director, HCDA	Y	SRNA	63	P	W	1.00
BED120SI	N/A	07/16/14	0011941 1	Renewable Energy Analyst	Y	SRNA	13	T	B	1.00
BED113TO	N/A	07/17/14	0010792 4	HTA Administrative Assistant	Y	SRNA	03	T	B	1.00
BED113TO	N/A	07/17/14	0011161 4	HTA Tourism Research Manager	Y	SRNA	13	T	B	1.00

Department of Business, Economic Development and Tourism
Hiring Schedule

Table E

BED150KA	N/A	08/01/14	0010203 9	HCDA Admin Svcs Offcr	Y	SRNA	73	T	C	1.00
BED160HD	N/A	08/05/14	0010228 4	Project Specialist I	Y	SRNA	13	T	W	1.00
BED120SI	N/A	08/18/14	0002679 6	Secretary II	N	SR14	03	P	B	1.00
BED107BA	N/A	09/02/14	0002417 0	FTZ Warehouse Worker	N	BC06	01	P	B	1.00
BED120SI	N/A	09/02/14	0002530 3	Secretary III	N	SR16	63	P	B	1.00
BED160HD	N/A	09/02/14	0004210 3	Office Assistant IV	N	SR10	03	P	W	1.00
BED105CI	N/A	09/02/14	0004400 0	Economic Development Spclt V	N	SR24	13	P	A	1.00
BED160HA	N/A	09/02/14	00118255	Office Assistant III	N	SR08	03	P	W	1.00
BED120SI	N/A	09/02/14	0010207 3	Energy Consvrtn Prgm Spclt III	Y	SRNA	13	T	B	1.00
BED160HD	N/A	09/08/14	00042091	Secretary I	N	SR12	03	P	W	1.00
BED103DA	N/A	09/16/14	0012109 9	Secretary II	N	SR14	63	P	A	1.00
BED120SI	N/A	09/16/14	0011940 8	Senior Advisor to the Engy Adm	Y	SRNA	13	T	B	1.00
BED128OA	N/A	10/01/14	0012148 6	OAD RESEARCH ASSOCIATE	Y	SRNA	13	T	A	1.00
BED146EL	N/A	10/16/14	0010231 3	NELHA Electrician II	Y	SRNA	01	T	B	1.00
BED120SI	N/A	10/16/14	0010207 4	Energy Secretary II	Y	SRNA	03	T	B	1.00
BED120SI	N/A	10/16/14	0010124 0	Permitting Spclt	Y	SRNA	13	T	B	1.00
BED160HD	N/A	11/25/14	0002758 6	Office Assistant IV	N	SR10	03	P	W	1.00
BED160HA	N/A	11/25/14	00118255	Office Assistant III	N	SR08	03	P	W	1.00

Department of Business, Economic Development and Tourism
Hiring Schedule

Table E

BED144PL	N/A	12/01/14	22408	Planner V	N	SR24	13	P	A	1.00
BED 138GI	N/A	12/01/14	121517	Executive Director	Y	SRNA	93	T	B	1.00
BED143TE	N/A	12/01/14	116614	MEP Project Manager	Y	SRNA	13	T	P	1.00
BED105CI	N/A	12/02/14	44000	Economic Development Specialist	N	SR24	13	P	A	1.00
BED160HD	N/A	12/15/14	42091	Secretary I	N	SR12	3	P	W	1.00
BED120SI	N/A	12/16/14	119412	Energy Data Analyst	Y	SRNA	13	T	B	1.00
BED120SI	N/A	12/16/14	119415	Energy Planning Analyst	Y	SRNA	13	T	B	1.00
BED138GI	N/A	12/16/14	121519	Executive Assistant	Y	SRNA	63	T	B	1.00
BED142AA	N/A	12/26/14	100120	Director, DBEDT	Y	SRNA	00	T	A	1.00
BED150KA	N/A	01/02/15	0010793 7	HCDA Asset Manager	Y	SRNA	13	T	C	1.00
BED 130FA	N/A	01/06/15	10066	Information Specialist IV	N	SR22	13	P	G	1.00
BED 146EL	N/A	01/16/15	102525	NELHA Water Quality Lab Specialist	Y	SRNA	13	T	B	1.00
BED120SI	N/A	01/16/15	119363	Energy Program Strategy Officer	Y	SRNA	13	T	B	1.00
BED120SI	N/A	01/16/15	119359	Energy Systems & Transportation Program Manager	Y	SRNA	13	T	B	1.00
BED 107BA	N/A	02/09/15	34735	Business Manager V	N	SR24	13	P	B	1.00
BED105CI	N/A	02/17/15	44002	Eco. Dev. Specialist V	N	SR24	13	P	A	1.00
BED130FA	N/A	02/17/15	48924	Research Statistician IV	N	SR22	13	P	A	1.00
BED142AA	N/A	03/23/15	17666	Administrative Services Officer	N	EM05	35	P	A	1.00
BED 107BA	N/A	04/01/15	22203	Account Clerk III	N	SR11	3	P	B	1.00
BED145VC	N/A	04/06/15	120802	HSDC Associate	Y	SRNA	13	T	W	1.00
BED 138GI	N/A	04/16/15	121521	Program Officer	Y	SRNA	13	T	B	1.00
BED 100SM	N/A	04/27/15	120632	Economic Development Spec VI	N	SR26	13	P	A	1.00
BED105CI	N/A	04/27/15	121196	Office Asst III	N	SR08	3	P	A	1.00
BED160HF	N/A	04/27/15	100893	Housing Finance Specialist I	Y	SRNA	13	T	W	1.00
BED120SI	N/A	05/01/15	102073	Energy Conservation Program Specialist III	Y	SRNA	13	T	B	1.00

Department of Business, Economic Development and Tourism
Hiring Schedule

Table E

BED105CI	N/A	05/04/15	44000	Economic Development Specialist	N	SR24	13	P	A	1.00
BED100SM	N/A	05/26/15	18398	Secretary II	N	SR14	3	P	A	1.00
BED113TO	N/A	05/28/15	107900	Executive Director, HTA	Y	SRNA	00	T	B	1.00
BED 138GI	N/A	06/01/15	121719	HGIA Accountant	Y	SRNA	73	T	B	0.49
BED113TO	N/A	06/09/15	107912	HTA Chief Operating Officer	Y	SRNA	93	T	B	1.00
BED150KA	N/A	06/22/15	101017	HCDTA Secretary to the Executive Director	Y	SRNA	63	P	W	1.00
BED143TE	N/A	06/29/15	102716	HTDC Innovation Program Mgr.	Y	SRNA	13	T	B/A	1.00
BED160HD	N/A	07/15/15	27586	Office Assistant IV	N	SR10	3	P	W	1.00
BED120SI	N/A	07/16/15	25303	Secretary III	N	SR16	63	P	B	1.00
BED113TO	N/A	07/27/15	107928	HTA Budget/Fiscal Officer	Y	SRNA	13	T	B	1.00
BED105CI	N/A	07/28/15	121196	Office Assistant III	N	SR08	63	P	A	1.00
BED144PL	N/A	08/03/15	12312	Secretary IV	N	SR18	63	P	A	1.00
BED105CI	N/A	08/04/15	44000	Economic Development Specialist V	N	SR24	73	P	A	1.00
BED107BA	N/A	08/11/15	34735	Business Mgr V	N	SR24	73	P	B	1.00
BED105CI	N/A	08/13/15	121196	Office Asst III	N	SR08	63	P	A	1.00
BED144PL	N/A	08/17/15	118336	Student Intern II	N	SRNA	0	T	N	1.00
BED138GI	N/A	08/17/15	121522	Administrative Services Coordinator	Y	SRNA	13	T	B	1.00
BED105CI	N/A	08/24/15	44000	Economic Development Specialist V	N	SR24	13	P	A	1.00
BED146EL	N/A	08/24/15	102312	NELHA Engineer	Y	SRNA	13	T	B	1.00
BED107BA	N/A	09/01/15	22200	FTZ Representative	N	SR26	73	P	B	1.00
BED107BA	N/A	09/01/15	34735	Business Manager V	N	SR24	13	P	B	1.00
BED144PL	N/A	09/01/15	121808	CZM Policy Analyst	Y	SRNA	73	T	B	0.49
BED160HD	N/A	09/21/15	27586	Office Assistant IV	N	SR10	3	P	W	1.00
BED113TO	N/A	09/21/15	107921	HTA Contracts & Admin Mgr	Y	SRNA	13	T	B	1.00
BED100SM	N/A	09/22/15	42674	Secretary III	N	SR16	63	P	A	1.00
BED120SI	N/A	10/01/15	119412	Energy Data Analyst	Y	SRNA	13	T	B	1.00
BED120SI	N/A	10/01/15	101832	Innovations, Planning & Policy Branch Chief	Y	SRNA	13	T	B	1.00

Department of Business, Economic Development and Tourism
Hiring Schedule

Table E

BED138GI	N/A	10/16/15	121517	HGIA Executive Director	Y	SRNA	93	T	B	1.00
BED143TE	N/A	10/16/15	120661	HCATT Project Manager	Y	SRNA	13	T	P	1.00
BED143TE	N/A	10/16/15	120661	HCATT Project Manager	Y	SRNA	13	T	P	1.00
BED160HA	N/A	10/19/15	118255	Office Assistant III	N	SR08	3	P	W	1.00
BED160HA	N/A	10/26/15	42099	Personnel Management Specialist V	N	SR24	73	P	W	1.00
BED150KA	N/A	10/30/15	102039	HCDA Admin Services Officer	Y	SRNA	73	T	C	1.00
BED150KA	N/A	10/30/15	102039	HCDA Admin Services Officer	Y	SRNA	73	T	C	1.00
BED150KA	N/A	11/03/15	101059	HCDA Program Specialist V	Y	SRNA	13	T	C	1.00
BED150KA	N/A	11/03/15	101059	HCDA Program Specialist V	Y	SRNA	13	T	C	1.00
BED120SI	N/A	12/01/15	119361	Renewable Energy Analyst	Y	SRNA	13	T	B	1.00
BED160HD	N/A	12/18/15	42103	Office Assistant IV	N	SR10	3	P	W	1.00
BED113TO	N/A	01/05/16	117281	HTA Director of Communications and Brand Management	Y	SRNA	13	T	B	1.00
BED113TO	N/A	01/05/16	117227	HTA Tourism Brand Mgr	Y	SRNA	13	T	B	1.00
BED113TO/XC	N/A	01/05/16	107927	HTA VP, Brand Management	Y	SRNA	93	T	B	1.00
BED160HA	N/A	01/05/16	106428	Information Technology Systems Analyst	Y	SRNA	13	T	W	1.00
BED120SI	N/A	01/06/16	101058	Energy Management Analyst	Y	SRNA	13	T	B	1.00
BED142AA	N/A	01/08/16	121913	Hi Broadband Init Strategy Officer	Y	SRNA	13	T	A	1.00
BED138GI	N/A	01/11/16	121519	Executive Assistant	Y	SRNA	63	T	B	1.00
BED150KA	N/A	01/11/16	117843	HCDA Asset Mgmt Specialist	Y	SRNA	13	T	B	1.00
BED103 DA	N/A	01/19/16	121099	Secretary II	N	SR14	3	P	A	1.00
BED160HA	N/A	02/01/16	117690	Chief Financial Officer	Y	SRNA	93	T	W	1.00
BED113TO	N/A	02/03/16	107921	HTA Contracts & Admin Mgr	Y	SRNA	13	T	B	1.00
BED160HF	N/A	02/10/16	104676	Housing Finance Specialist II	Y	SRNA	13	T	W	1.00
BED130FA	N/A	02/16/16	10066	Information Specialist III	N	SR20	13	P	A	1.00
BED160HA	N/A	02/16/16	107931	Property Management Coordinator I	Y	SRNA	13	T	W	1.00
BED103 DA	N/A	03/01/16	121099	Secretary II	N	SR14	3	P	A	1.00
BED100SM	N/A	03/07/16	18398	Secretary II	N	SR14	3	P	A	1.00

Department of Business, Economic Development and Tourism
Hiring Schedule

Table E

BED160HA	N/A	03/10/16	118255	Office Assistant III	N	SR08	3	P	W	1.00
BED143TE	N/A	03/23/16	101816	HTDC Accountant	Y	SRNA	13	T	B	1.00
BED142AA	N/A	04/01/16	89953	Fiscal Officer I	N	SR26	93	P	A	1.00
BED138GI	N/A	04/01/16	121519	Executive Assistant	Y	SRNA	63	T	B	1.00
BED143TE	N/A	04/01/16	121854	HCATT Project Manager	Y	SRNA	13	T	B	1.00
BED150KA	N/A	04/01/16	107937	HCDA Asset Manager	Y	SRNA	13	T	B	1.00
BED105CI	N/A	04/11/16	121196	Office Assistant III	N	SR08	3	P	A	1.00
BED138GI	N/A	05/02/16	121521	Managing Director	Y	SRNA	13	T	B	1.00
BED138GI	N/A	05/02/16	121520	HGIA Program Officer	Y	SRNA	13	T	B	1.00
BED143TE	N/A	05/02/16	103187	HTDC Controller	Y	SRNA	13	T	S	1.00
BED113TO	N/A	05/16/16	107919	HTA Administrative Assistant	Y	SRNA	13	T	B	1.00
BED138GI	N/A	05/16/16	121522	HGIA Sr. Associate	Y	SRNA	13	T	B	1.00
BED160HD	N/A	06/01/16	27586	Office Assistant IV	N	SR10	3	P	W	1.00
BED113TO	N/A	06/01/16	107925	HTA Dir of Hawn Cultrl Affairs	Y	SRNA	13	T	B	1.00
BED160HA	N/A	06/06/16	118255	Office Assistant III	N	SR08	3	P	W	1.00
BED150KA	N/A	07/01/16	102081	HCDA Asset Mgmt. Spec.	Y	SRNA	13	T	B	1.00
BED144PL	N/A	07/15/16	25239	Planning Program Manager	N	EM05	35	P	A	1.00
BED160HA	N/A	07/18/16	42099	Human Resources Specialist V	N	SR24	73	P	W	1.00
BED160HA	N/A	07/18/16	42099	Human Resources Specialist V	N	SR24	73	P	W	1.00
BED143TE	N/A	08/04/16	101816	HTDC Accountant	Y	SRNA	13	T	B	1.00
BED150KA	N/A	08/15/16	111511	HCDA Comp Assur & Community Outreach Officer	Y	SRNA	13	T	B	1.00
BED160HD	N/A	08/30/16	122081	HHFDC TOD Coordinator	Y	SRNA	13	T	W	1.00
BED160HF	N/A	09/01/16	100375	Housing Loan Specialist I	Y	SRNA	13	T	W	1.00
BED160HF	N/A	09/01/16	100375	Housing Loan Specialist I	Y	SRNA	13	T	W	1.00
BED113TO	N/A	09/06/16	107929	HTA Executive Assistant	Y	SRNA	63	T	B	1.00
BED105CI	N/A	09/19/16	121196	Office Assistant III	N	SR08	3	P	A	1.00
BED160HA	N/A	10/17/16	101169	Land Ownership Specialist I	Y	SRNA	13	T	W	1.00
BED160HA	N/A	10/17/16	101169	Land Ownership Specialist I	Y	SRNA	13	T	W	1.00
BED160HA	N/A	11/01/16	26728	Account Clerk III	N	SR11	3	P	W	1.00
BED160HA	N/A	11/01/16	26728	Account Clerk III	N	SR11	3	P	W	1.00
BED160HD	N/A	11/28/16	42091	Secretary I	N	SR12	3	P	W	1.00
BED160HD	N/A	11/28/16	42091	Secretary I	N	SR12	3	P	W	1.00

Department of Business, Economic Development and Tourism
Hiring Schedule

Table E

BED150KA	N/A	12/01/16	100997	Executive Director, HCDA	Y	SRNA	73	T	B	1.00
BED144PL	N/A	12/16/16	22408	Planner V	N	SR24	13	P	A	1.00
BED120SI	N/A	01/03/17	34060	Energy Program Administrator	N	EM08	35	P	B	1.00
BED143TE	N/A	01/03/17	102368	Account Clerk	Y	SRNA	3	T	B	1.00
BED160HF	N/A	01/03/17	100893	Housing Finance Specialist Special	Y	SRNA	13	T	W	1.00
BED130FA	N/A	01/09/17	10066	Economist V	N	SR24	13	P	G	1.00
BED130FA	N/A	01/17/17	48924	Research Statistician IV	N	SR22	13	P	G	1.00
BED144PL	N/A	01/17/17	122197	Special Plans Project Analyst	Y	SRNA	13	T	N	1.00
BED138GI	N/A	01/20/17	121517	HGIA Executive Director	Y	SRNA	93	T	B	1.00
BED160HA	N/A	02/13/17	8044	Office Assistant III	N	SR08	3	P	W	1.00
BED120SI	N/A	02/16/17	102073	Energy Conservation Program Spe	Y	SRNA	13	T	B	1.00
BED144PL	N/A	02/16/17	102932	CZM Project Analyst	Y	SRNA	13	T	N	1.00
BED144PL	N/A	03/01/17	121006	Secretary II	N	SR14	3	P	G	1.00
BED120SI	N/A	03/01/17	119527	Energy Analyst	Y	SRNA	13	T	B	1.00
BED160HF	n/a	03/01/17	27568	Office Assistant III	N	SR08	3	P	W	1.00
BED138GI	N/A	03/16/17	121521	HGIA Sr. Program Officer	Y	SRNA	13	T	B	1.00
BED150KA	N/A	03/16/17	102080	HCDA Secretary	Y	SRNA	3	T	B	1.00
BED160HD	N/A	03/16/17	100927	Transit-Oriented Development Coordinator	Y	SRNA	13	T	W	1.00
BED150KA	N/A	03/20/17	101074	HCDA Program Spclt IV	Y	SRNA	13	T	B	1.00
BED100SM	N/A	04/03/17	44003	Business Dev. Prog. Mgr	N	EM05	35	P	A	1.00
BED138GI	N/A	04/03/17	121522	HGIA Program Officer	Y	SRNA	13	T	B	1.00
BED150KA	N/A	04/03/17	102051	HCDA Program Specialist V	Y	SRNA	13	T	A	1.00
BED150KA	N/A	04/03/17	117843	HCDA Asset Mgmt Specialist	Y	SRNA	13	T	A	1.00
BED160HD	N/A	04/03/17	101324	Housing Development Specialist II	Y	SRNA	13	T	W	1.00
BED160HA	N/A	04/04/17	118401	HHFDC Corporate Contoller	Y	SRNA	13	T	W	1.00
BED130FA	N/A	04/17/17	48924	Research Statistician IV	N	SR22	13	P	G	1.00
BED105CI	N/A	04/17/17	44000	Economic Development Specialist V	N	SR24	13	P	A	1.00
BED160HD	N/A	04/17/17	102284	Project Specialist I	Y	SRNA	13	T	W	1.00
BED100SM	N/A	05/01/17	44668	Economic Devlp Spec VI	N	SR26	13	P	A	1.00
BED100SM	N/A	05/02/17	18398	Secretary II	N	SR14	3	P	A	1.00
BED160HD	n/a	05/15/17	42103	Office Assistant IV	N	SR10	3	P	W	1.00

Department of Business, Economic Development and Tourism
Hiring Schedule

Table E

BED107BA	N/A	05/16/17	24845	FTZ Building Maint Worker	N	BC09	1	P	A	1.00
BED144PL	N/A	06/01/17	122346	Sustainability Coordinator	Y	SRNA	13	T	A	1.00
BED105CI	N/A	06/05/17	44002	Economic Development Specialist V	N	SR24	13	P	A	1.00
BED105CI	N/A	06/19/17	121196	Office Assistant III	N	SR08	3	P	A	1.00
BED144PL	N/A	07/03/17	102933	CZM Project Analyst	Y	SRNA	13	T	N	1.00
BED150KA	N/A	07/03/17	102079	HCDA Secretary	Y	SRNA	3	T	B	1.00
BED160HA	N/A	07/03/17	42099	Human Resources Specialist IV	N	SR22	73	P	W	1.00
BED138GI	N/A	07/17/17	121519	HGIA Admin Svcs. Coord.	Y	SRNA	13	T	B	1.00
BED113TO	N/A	07/21/17	121056	HTA Tourism Brand Mgr	Y	SRNA	13	T	B	1.00
BED120SI	N/A	07/31/17	34060	Energy Program Administrator	N	EM08	35	P	B	1.00
BED120SI	N/A	08/01/17	25303	Secretary III	N	SR16	63	P	B	1.00
BED143TE	N/A	08/01/17	116616	MEP Senior Project Manager	Y	SRNA	13	T	B	1.00
BED160HA	N/A	08/01/17	26728	Account Clerk III	N	SR11	3	P	W	1.00
BED160HF	N/A	08/01/17	100896	Loan Processing Assistant II	Y	SRNA	3	T	W	1.00
BED150KA	N/A	08/07/17	101827	HCDA Proj Mgmt Engineer	Y	SRNA	13	T	B	1.00
BED138GI	N/A	08/16/17	121520	Administrative Services Coordinat	Y	SRNA	13	T	B	1.00
BED120SI	N/A	09/01/17	122382	Energy Analyst	Y	SRNA	13	T	B	1.00
BED143TE	N/A	09/19/17	102275	HTDC Special Projects Coordinator	Y	SRNA	13	T	B	1.00
BED160HA	N/A	09/25/17	23660	Accountant IV	N	SR22	13	P	W	1.00
BED107BA	N/A	10/02/17	22198	FTZ Administrator	N	EM08	35	P	B	1.00
BED160HA	N/A	10/02/17	117690	Chief Financial Officer	Y	SRNA	93	T	W	1.00
BED107BA	N/A	10/16/17	22099	Office Assistant V	N	SR12	3	P	B	1.00
BED144PL	N/A	10/16/17	22408	Planner III	N	SR20	13	P	A	1.00
BED160HD	N/A	10/16/17	101325	Housing Development Specialist II	Y	SRNA	13	T	W	1.00
BED138GI	N/A	11/16/17	121521	HGIA Sr. Program Officer	Y	SRNA	13	T	B	1.00
BED160HD	N/A	11/16/17	102029	Development Support Section Chi	Y	SRNA	93	T	W	1.00

Department of Business, Economic Development and Tourism
Hiring Schedule

Table E

<u>Actual FTE</u>	<u>Occupie d by 89 Day Hire (Y/N)</u>
1.00	N
1.00	N
1.00	N
1.00	N
1.00	N
1.00	N
1.00	N
1.00	N
1.00	N
1.00	Y
1.00	N
1.00	N
1.00	N
1.00	N
1.00	N
1.00	N
1.00	N

Department of Business, Economic Development and Tourism
Hiring Schedule

Table E

	1.00		N
	1.00		N
	1.00		N
	1.00		N
	1.00		N
	1.00		N
	1.00		N
	1.00		N
	1.00		N
	1.00		N
	1.00		N
	1.00		N
	1.00		N
	1.00		Y
	1.00		Y
	1.00		N
	1.00		N
	1.00		N

Department of Business, Economic Development and Tourism
Hiring Schedule

Table E

	1.00		N
	1.00		N
	1.00		N
	1.00		Y
	1.00		N
	1.00		Y
	1.00		N
	1.00		N
	1.00		N
	1.00		N
	1.00		N
	1.00		N
	1.00		N
	1.00		N
	1.00		N
	1.00		N
	1.00		N
	1.00		N
	1.00		N

Department of Business, Economic Development and Tourism
Hiring Schedule

Table E

	1.00		N
	1.00		N
	1.00		N
	1.00		N
	1.00		N
	1.00		N
	1.00		Y
	1.00		Y
	1.00		N
	1.00		Y
	1.00		N
	1.00		N
	1.00		N
	1.00		N
	1.00		N
	1.00		N
	1.00		Y
	1.00		Y

Department of Business, Economic Development and Tourism
Hiring Schedule

Table E

	1.00		N
	1.00		N
	1.00		N
	1.00		Y
	1.00		Y
	1.00		N
	1.00		N
	1.00		N
	1.00		N
	1.00		N
	1.00		N
	1.00		N
	1.00		N
	1.00		N
	1.00		N
	1.00		N
	1.00		N
	1.00		Y
	1.00		N
	1.00		Y
	1.00		N
	1.00		N
	1.00		N
	1.00		N
	1.00		N
	1.00		Y
	1.00		N
	1.00		N

Department of Business, Economic Development and Tourism
Hiring Schedule

Table E

	1.00		Y
	1.00		Y
	1.00		N
	0.49		N
	1.00		N
	1.00		N
	1.00		N
	1.00		Y
	1.00		N
	1.00		N
	1.00		Y
	1.00		N
	1.00		Y
	1.00		Y
	1.00		N
	1.00		N
	1.00		Y
	1.00		N
	1.00		Y
	1.00		N
	0.49		N
	1.00		Y
	1.00		N
	1.00		Y
	1.00		N
	1.00		N

Department of Business, Economic Development and Tourism
Hiring Schedule

Table E

	1.00		N
	1.00		N
	1.00		N
	1.00		Y
	1.00		N
	1.00		N
	1.00		N
	1.00		N
	1.00		N
	1.00		N
	1.00		N
	1.00		N
	1.00		N
	1.00		N
	1.00		N
	1.00		N
	1.00		N
	1.00		Y
	1.00		N
	1.00		N
	1.00		N
	1.00		Y
	1.00		N
	1.00		N
	1.00		N

Department of Business, Economic Development and Tourism
Hiring Schedule

Table E

	1.00		N
	1.00		N
	1.00		Y
	1.00		N
	1.00		N
	1.00		N
	1.00		Y
	1.00		N
	1.00		N
	1.00		N
	1.00		N
	1.00		N
	1.00		N
	1.00		N
	1.00		Y
	1.00		N
	1.00		N
	1.00		N
	1.00		N
	1.00		N
	1.00		N
	1.00		N
	1.00		Y
	1.00		N
	1.00		N
	1.00		N
	1.00		Y

Department of Business, Economic Development and Tourism
Executive and Management Positions

TABLE F

Prog ID	Sub-Org	Position Title	Position Justification	MOF	Pos (P) or (T)	Justification for salary increase	Years of Service in Position
BED 100 SM	N/A	Business & Industry Dev Admr	BDSB Div. Administrator	A	P	Compliance with Executive Orders and changes to Salary Schedule	14
BED 100 SM	N/A	Business Development Prgm Mgr	Business Development Branch Mgr.	A	P	Compliance with Executive Orders and changes to Salary Schedule	0.75
BED 100 SM	N/A	Business Development Prgm Mgr	Business Support Branch Mgr.	A	P	Compliance with Executive Orders and changes to Salary Schedule	4.16
BED 105 CI	N/A	Film Industry Dev Manager	Film Office Branch Mgr.	A	P	Compliance with Executive Orders and changes to Salary Schedule	14.83
BED 105 CI	N/A	Business Development Prgm Mgr	Arts & Culture Branch Mgr.	A	P	Compliance with Executive Orders and changes to Salary Schedule	24.91
BED 105 CI	N/A	Business & Industry Dev Admr	CID Div. Administrator	A	P	Compliance with Executive Orders and changes to Salary Schedule	10.25
BED 107 BA	N/A	Foreign Trade Zone Admr	FTZ Div. Administrator	B	P	Compliance with Executive Orders and changes to Salary Schedule	4
BED 120 SI	N/A	Energy Program Administrator	Hawaii State Energy Office Div. Administrator	B	P	Compliance with Executive Orders and changes to Salary Schedule	0.42
BED 120 SI	N/A	Energy Conservation Prgm Mgr	Energy Efficient Branch Mgr.	N	P	Temporary assignment at lower salary than budgeted	N/A

Department of Business, Economic Development and Tourism
Executive and Management Positions

TABLE F

Prog ID	Sub-Org	Position Title	Position Justification	MOF	Pos (P) or (T)	Justification for salary increase	Years of Service in Position
BED 130 FA	N/A	Research & Statistics Offcr	Statistics Research Branch Mgr.	A	P	Compliance with Executive Orders and changes to Salary Schedule	4
BED 130 FA	N/A	Economics Research Program Mgr	Economic Research Branch Mgr.	A	P	Compliance with Executive Orders and changes to Salary Schedule	5.66
BED 130 FA	N/A	Economics Research Admr	READ Div. Administrator	A	P	Compliance with Executive Orders and changes to Salary Schedule	5.75
BED 142 AA	N/A	Administrative Svcs Offcr I	ASO Div. Administrator	A	P	Compliance with Executive Orders and changes to Salary Schedule	2.75
BED 142 AA	N/A	Departmental HR Officer II	Human Resources Branch Mgr.	A	P	Compliance with Executive Orders and changes to Salary Schedule	4.5
BED 144 PL	N/A	Planning Program Manager	Statewide Geographic Info. System Mrg.	A	P	Compliance with Executive Orders and changes to Salary Schedule	1.66
BED 144 PL	N/A	Planning Program Admr I	Land Use Planning Div. Administrator	A	P	Compliance with Executive Orders and changes to Salary Schedule	6
BED 144 PL	N/A	Planning Program Manager	Special Plans Branch Mgr.	A	P	Temporary assignment at lower salary than budgeted	N/A
BED 144 PZ	N/A	Planning Program Manager	Coastal Zone Mgmt. Branch Mgr.	N	P	Temporary Appointment at lower salary than budgeted	1.42

Department of Business, Economic Development and Tourism
Executive and Management Positions

TABLE F

<u>Prog</u>	<u>Sub-</u>		<u>Position</u>		<u>Pos</u>		<u>Years of</u>
<u>ID</u>	<u>Org</u>	<u>Position Title</u>	<u>Justification</u>		<u>(P) or</u>	<u>Justification for salary increase</u>	<u>Service in</u>
					<u>MOF</u>	<u>(T)</u>	<u>Position</u>
BED 160 HA	N/A	Departmental HR Officer I	HHFDC Human Resources Office Mgr.		W	P	N/A - position has been vacant for years N/A