

**LEGISLATIVE BUDGET BRIEFING
DEPARTMENT OF HEALTH
FISCAL BIENNIUM 2017-19**

OVERVIEW

Thank you for the opportunity to present the Department of Health's Executive Biennium Budget for FB 17-19.

Department's Mission Statement

To monitor, protect, and enhance the health of all people in Hawaii by providing leadership in assessment, policy development, and assurance to promote health and well-being, to preserve a clean, healthy and natural environment, and to assure basic health care for all.

Statement of Priorities and Relationship to Strategic Plan

Make Health Hawaii's Shared Value

The theme of the Department of Health's strategic plan is "Make Health Hawaii's Shared Value." This plan recognizes that our health and well-being go beyond healthcare, and are greatly influenced by complex social factors such as where we live, and the strength of our families and communities.

Keeping everyone as healthy as possible must guide public and private decision-making. We need to understand that we are all in this together. As a result, the framework for "Make Health Hawaii's Shared Value" consists of three core strategies designed to influence and involve sectors beyond health:

- Investing healthy babies and families,
- Taking health into where people live, work, learn, and play, and
- Creating a culture of health throughout Hawaii

The budget priorities described in this document each reflect at least one of these priorities and relate to a specific objective, that when addressed together, can lead to improved population health, well-being and equity. These objectives are designed to produce positive change in key drivers that are specific types of activities or systemic factors that are critical to achieving better health.

Ohana Nui

Sharing the value of health in Hawaii begins with a renewed partnership with the Department of Human Services. The Department of Health's strategic plan is the public health component of "Ohana Nui," a joint approach between the Department of Health and Department of Human Services developed in 2016 and modeled on the national "2-Generational" (2 Gen) model, developed by the Ascend initiative at The Aspen Group. 2 Gen invests early and

concurrently in parents and their children in the provision of health and human services, as opposed to addressing their concerns individually, often one to the detriment of the other.

Ohana Nui is based on national research that suggests that in the delivery of health and human services, the greatest effectiveness is generated by addressing the needs of all family members concurrently, and early, as opposed to separately – often defined by funding sources – or often at the expense of each other.

A record of success is already emerging from the Ohana Nui/Health Our Shared Value framework that include:

- One Key Questions Initiative: Implementation of Medicaid payment policies directly supportive of *A1 – Reducing substance use and exposure for pregnant mothers* and *A2 – Decreasing unintended pregnancies*;
- Healthy Child Care Hawaii Collaboration: Initiation of a pilot project to improve young children’s social and emotional development through training and technical assistance and, in some locations, mental health/behavioral consultation to child care providers, supportive of *A7 – Plan for a system of care for children that addresses physical and emotional health*;
- Foster Child Co-Management Protocol: Alignment of resources to provide timely mental health services to the foster children we share, whether it be placement in a DOH transitional family home aka therapeutic resource home, or placement in a residential facility; timely mental health services to the foster children we share who are diagnosed with autism, Asperger’s Syndrome, or other developmental delays; and 24 hour crisis response to triage with DHS a foster child brought into care with mental health needs beyond the scope of service that DHS can provide, supportive of *A7 – Plan for a system of care for children that addresses physical and emotional health*.

These collaborations are significant and meaningful to the prioritization the needs of children, ages 0 – 5, during the period of critical brain development, and when adverse childhood experiences (ACEs) can result in lasting damage. Doing so yields the greatest return on investment when considering finite service and program resources.

Core Business Services

The department will continue its focus – relying on existing resources and funding – on business process improvement and improving customer satisfaction to support strategic program goals.

Major initiatives continuing into or starting in 2017 include:

- Expanding the Contract GENie system from 103F contracts to include 103D contracts and modifications, reducing time to execution of purchase of service contracts,
- Implementing a Document Submission Portal through which common business services are streamlined and electronically converted, and

- Expanding data sharing and verification of government records (such as death records and health care claims) with public agencies to reduce fraud, waste, and abuse of public funds.

Accomplishments in 2016

In keeping with our mission, in 2016 the Department of Health made tremendous progress to help Hawaii communities understand that it is both their right and responsibility to achieve an optimal state of physical, mental, social and environmental health.

Physical Health

Fight the Bite Campaign

Mosquito-borne illnesses topped the news headlines as we entered 2016. We battled dengue fever starting in the summer of 2015, and then seamlessly worked on preventing Zika without skipping a beat. There is a lot at stake. Mosquitoes continue to pose a potential threat to the health of travelers, pregnant women and their newborns, those who live in rural areas, and our visitor industry.

The Hawaii Department of Health deployed a team to rapidly get up to speed at the Zika summit earlier this year, and secured more than \$4 million in federal funds from the U.S. Centers for Disease Control and Prevention. An updated “Fight the Bite” campaign combined public health education and mosquito eradication strategies to keep Hawaii free of diseases spread by mosquitos such as dengue fever, Zika virus, West Nile virus, and chikungunya.

Rethink Your Drink

The department launched another major public health campaign this past year. In September, the Hawaii State Department of Health expanded its nationally recognized Rethink Your Drink campaign with new television and radio ads urging teenagers to swap unhealthy sugary drinks for water. The attention-grabbing ads highlight the health consequences of drinking sweetened teas and coffee drinks, a category of sugary drinks that has been growing in popularity among Hawaii youth, so that they choose a healthier future.

Hepatitis A Outbreak

Oahu residents were bewildered by the increasing number Hepatitis A cases over a six-week period, which started in early July and continued through mid-August. Our Disease Outbreak Control Division and our Sanitation Branch relentlessly followed every lead and conducted thorough investigations, determined to find the culprit. The community breathed a collective sigh of relief when the Department of Health team successfully identified a strong connection between the Hepatitis A cases and frozen imported scallops that were distributed to a popular sushi chain. Although it was an intense, challenging period, it underscored the expertise and capabilities of the Department of Health.

Medical Marijuana

Medical marijuana dispensaries remained at the forefront of our agenda throughout 2016. This past year, the Department of Health selected eight applicants to receive medical marijuana

dispensary licenses: three on Oahu; two each for Hawaii Island and Maui; and one for Kauai.

In addition, the Department of Health contracted with BioTech Medical Software Inc., dba BioTrackTHC to provide a 24/7 access to a web-based system for real-time data of medical marijuana inventory, sales, and other information required of dispensary licensees statewide. This was an important milestone in the implementation of the dispensaries. In 2017, we expect to see the first dispensaries open for business, while ensuring patient safety, product safety, and public safety remain priorities.

The medical marijuana patient registry, administered in a separate program under the Department of Health, also made tremendous strides this past year. The program decreased patient wait time from 6-8 weeks to 1-2 weeks. This was a critically important milestone as valid medical marijuana cards are required to acquire medical marijuana and the dispensaries are expected to increase demand for accessibility.

Comprehensive Tobacco Control Policies

At the recommendation of the Department of Health, a suite of tobacco control bills was enacted by Gov. David Ige this past year to prohibit tobacco purchase and possession by persons under age 21; prohibit smoking at all state parks and beaches; and add electronic smoking devices to clean air laws that already apply to traditional cigarettes.

Hawaii currently has one of the lowest smoking rates in the nation, but there is still room for improvement. Our state policies and laws have helped to raise the standard for healthier, tobacco-free living over the past decade since the passage of the state's Clean Indoor Air Act in 2006.

Alcohol Abuse Screening

Maternal and child health are priorities for the Department of Health, which successfully secured more than \$8 million dollars in competitive federal and private grants to provide substance abuse screening, referral, and treatment for high-risk residents, with a particular focus on pregnant women. Data show that approximately 8 percent of Hawaii mothers drink alcohol during their last three months of pregnancy, a nearly two-fold increase from an earlier study. Substance abuse may cause Fetal Alcohol Spectrum Disorder, a preventable condition that affects a child's emotional, physical, and intellectual development.

Hawaii Smiles

The Department of Health also brought attention to the oral health of children this past year. In October, the results of a statewide survey of 3,000 children from 67 public elementary schools provided a baseline assessment of children's teeth. The "Hawaii Smiles" statewide surveillance report, funded by the U.S. Centers for Disease Control and Prevention and the U.S. Department of Health and Human Services, with additional local funding from the HDS Foundation and the Kaiser Foundation, offered a positive roadmap to improve the oral health of Hawaii's children.

Mental Health

Hawaii State Hospital

One of the major milestones of the year was the legislature's approval to appropriate more than \$160 million for the construction of new, high-security facility at Hawaii State Hospital to provide better care for hospital patients, a safer work environment for hospital staff, and enhanced community security for Kaneohe and surrounding communities. In February, the Department of Health conducted a pre-demolition ceremony for the Goddard Building, and this month, witnessed the complete demolition of the building. In collaboration with the Department of Accounting and General Services (DAGS), the Department of Health will use a Design/Build methodology to expedite construction of the new building by 2020.

CARF Accreditation

For the first time, the Department of Health's Adult Mental Health Division/Community Mental Health Centers (CMHC) and Clubhouses received system-wide accreditation from CARF International for demonstrating their commitment to quality outcomes for Hawaii's mental health patients. This is an outstanding accomplishment for these programs and demonstrates a strong commitment to quality services.

CARF International, an independent, nonprofit accrediting organization, announced that the Department of Health, Adult Mental Health Division, Community Mental Health Center Branches have been accredited for a period of three years for their adult mental health programs relating to case management/services coordination, community integration (psychosocial rehabilitation), and outpatient treatment.

Youth Returning to Hawaii

The Department of Health received a competitive federal grant for \$8.1 million dollars over four years in September 2016 to reduce placements in out-of-state facilities. The program will help youth return home to Hawaii and prevent the need for others leave Hawaii by providing "wraparound" planning processes integrated with evidence-based treatment. This will result in expanded interagency collaboration, increased individualized mental health services within the state, and more youths staying within their home communities for support.

Social Health

Developmental Disabilities

The Hawaii State Council on Developmental Disabilities continued to make its voice heard through a coalition of self-advocates, family members, friends, service providers, and other advocates. The Department of Health's Development Disabilities Division will continue to serve as a champion for those with development disabilities into 2017, with an ongoing focus on job opportunities and integration in workplaces, houses of worship, schools, and other areas.

Environmental Health

Red Hill Administrative Order of Consent

The Hawaii State Department of Health, U.S. Environmental Protection Agency and U.S Navy agreed to an Administrative Order on Consent (AOC) that requires the Navy to develop a plan

to address the January 2014 fuel release from one of its underground tanks at Red Hill in Moanalua.

In May, the Navy submitted a scope of work to address the investigation and remediation of contamination, modeling, and the groundwater monitoring network. In September, the EPA and Department of Health requested the Navy revise the document. The Navy then submitted a revised scope of work in November, and the scope of work and work plan were conditionally approved in early December.

Better Drinking Water

The Department of Health disbursed more than \$30 million dollars in federal funds and executed loan agreements to provide funding totaling more than \$55.5 million to support county water infrastructure projects. This was part of the Drinking Water State Revolving Fund infrastructure loan program, established by the Safe Drinking Water Act Amendments of 1996. A combination of a new financial planning model and implementation on the LEAN and Kaizen process improvement methodology, borrowed from the Japanese car manufacturing sector, helped to eliminate waste and improve efficiency.

New Recycling Center Search Tools

The Hawaii State Department of Health launched two new search tools designed to help make it easier for Hawaii residents to redeem and recycle deposit beverage containers. The tools help consumers statewide locate their nearest certified redemption center with street addresses and current hours of operation. The new mapping tools were developed with the assistance and expertise of the State of Hawaii Office of Planning, software company ESRI, and Code for Hawaii, the local brigade of the national nonprofit organization Code for America.

National Accolades

The Center for Digital Government, a national organization, recognized the Hawaii State Department of Health for its effort to use technology to re-conceptualize, transform and digitize the way government agencies serve their customers. The Hawaii Vital Records Ordering and Tracking System (vitrec.ehawaii.gov) won the 2016 Digital Government Achievement Award in the Driving Digital Government State Government category.

More than 70 percent of all orders for certified copies of vital records are now submitted online. Since the initial launch of the Vital Records Ordering and Tracking System in February 2015, the Department of Health has reduced the average wait time for mail-delivery of orders of certified copies from 56 business days to nine days. Individuals with prepaid pick-up orders can be in and out of the office in as little as five minutes.

Death Records Matching System Saves Tax Payer Dollars

The Department of Health executed business agreements and protocols to legally share sensitive vital records information, specifically death records, with other state agencies to purge deceased beneficiaries from certain government programs, including the Employee Retirement System, county property tax collections, parking placards, and Medicaid. This eliminates inappropriate payment or overpayments that total hundreds of thousands of dollars.

Federal Funds

The DOH has been successful in obtaining some new federal grants. The Disease Outbreak Control Division is anticipating receipt of \$30M for the Hospital Preparedness Program and Public Health Emergency Preparedness Aligned Cooperative Agreements for the period 7-1-17 to 6-30-22 and \$18M for the Hawaii Immunization and Vaccines for Children grant for the period 7-1-18 to 6-31-23. The Alcohol & Drug Abuse Division received an \$8M Hawaii-SBIRT grant for the period 9-30-16 to 9-29-21 to implement screening, brief intervention, and referral to treatment services for adults in primary care and community health settings for substance misuse and substance use disorders. The Child and Adolescent Mental Health Division received an \$8.1M wraparound grant in August 2016 for the period 9-30-16 to 9-29-20 which will allow the program to return out-of-state youth back to their home communities and place youth under consideration for urgently needed out-of-state treatment. The Family Health Services Division is anticipating receipt of a \$1.1M grant for the Hawaii State Oral Disease Prevention Program to build and maintain effective public health capacity for oral health surveillance and the implementation, evaluation, and dissemination of best practices associated with oral disease prevention and improvement of oral health across the lifespan.

Budget Request

The Executive Biennium Budget for the Department of Health provides for 40 new general funded positions and \$26M (FY18) and \$29M (FY19) in additional general funded resources to assist in implementing the three core strategies of Make Health Hawaii Shared Value. References to specific strategic objectives are noted for the budget highlights below.

Departmental requests from the Behavioral Health Administration include:

- *A1 – Reduce substance use and exposure for pregnant mothers:* Funding to cover homeless outreach to persons with serious and persistent mental illness, counseling and diversion services for unsheltered homeless persons experiencing substance abuse and to expand the inventory and minimum standards for clean and sober housing facilities (\$2.1M in FY18 and FY19);
- *B4 – Improve life trajectories for vulnerable persons:* Funds to rebase provider payment rates for the Intellectual and Developmental Disabilities Home and Community Based Services Waiver to ensure a stable provider network for individuals with intellectual and developmental disabilities (\$2.7M in FY18 and \$7.1M in FY19); and
- *C1 – Invest in better mental health:* Funds to increase the rates to purchase of service providers for services to children and adolescents with mental health needs to ensure recruitment and retention of services (\$1.3M in FY18 and \$1.6M in FY19).

The Health Resources Administration is requesting:

- *B5 – Partner with communities to identify and meet their needs:* Funds for the Emergency Medical Services and Injury Prevention Systems Branch to maintain the current level of emergency ambulance services statewide.

- *C2 – Enforce public health and environmental regulations:* Funds to establish positions in the Office of Healthcare Assurance to ensure posting of inspection reports, conduct onsite licensing inspections of all health care facilities and home care facilities.

The Environmental Health Administration priorities include:

- *B2 – Prevent and contain epidemics and disease outbreaks:* Funds to add twelve (12.00) permanent Vector Control Branch positions and related operating funds to address threats from vector-borne diseases, such as dengue, chikungunya, and Zika virus. The restored VCB will have the capability and capacity to address prevention and management of vector-borne diseases and further suppress the importation of vector-borne diseases from outside the state.

General Administration is requesting:

- *B2 – Invest in telehealth to improve health access:* Funds for a telehealth pilot project with a Neighbor Island hospital and clinic that will reduce interisland travel cost and improve patient care.
- *C6 – Enhance public health communication to influence, educate, and motivate:* Funds for a position for the Communications Office to assist with public outreach and coordinate public education campaigns such as “Fight the Bite” and to establish a building manager for the Facilities Office to assist in managing 75 sites statewide.
- *B4 – Improve life trajectories for vulnerable persons:* The Executive Office on Aging is requesting funds to increase Kupuna Care base (\$4.1 M) to support vulnerable older adults with supports sufficient to reduce their risk of admission to a facilities, funds to continue the development and implementation of the Aging and Disability Resource Center (\$1.7 M) to make available supports during transitions of care between settings (home, hospital, nursing facility, care home) with emphasis on facilitating return to home with community based services, or the least restrictive setting.

Capital Improve Projects funding requests include:

- *C4 – Improve and protect Hawaii water, land, and air:* \$3.7M in CIP bond funds in FY18 as state match for the Environmental Protection Agency federal capitalization grants (\$18.6M) to be able to maximize loan funds to the counties for drinking water, waste water, and storm water infrastructure projects.

B7 – Improve home, school, and workplace safety: \$4.4M for DOH health and safety improvements statewide and \$4.5M for Hilo Counseling Center and Keawe Health Center improvements, and \$2.1M for Diamond Head, Lanakila and Leeward Health Center modernization of elevators. The Executive biennium requests also include trade-off transfer requests which consist of adjustments to align the budget with departmental reorganizations for the Alcohol and Drug Abuse Division and other housekeeping requests to align the budget more closely to the prior year’s actual expenditures.

The department is continuing its efforts to further define and develop metrics to track the success of its programs in achieving its strategic goals. With passion and science, DOH staffs continue to address the health of our State through a combination of population health management and strategic partnerships to address the needs of our most vulnerable populations. We look forward to advancing Hawaii's health agenda through the leveraging of resources and capitalizing on health care reform options which support accessible, affordable, and quality health care.

The Department looks forward to discussing our proposed budget with you to achieve making health Hawaii's shared value.

Department of Health
Functions

Table 1

<u>Division</u>	<u>Description of Function</u>	<u>Activities</u>	<u>Prog ID(s)</u>	<u>Statutory Reference</u>
CDPHND	Expands DOH services in all communities statewide on emergency preparedness/response, communicable disease, health promotion, disease prevention and school health. Focused on the health of populations, communities, and the individuals and families living in them to promote healthy lifestyle choices and assure access to public health nursing services. Community involvement informs DOH policy development/enforcement.	Provides multifaceted clinically skilled work that includes disease/health event investigation, health/ developmental screening, referral/follow up, outreach, home-visiting, case management, health/nursing consultation, surveillance of access sites, coalition building, community organizing, and advocacy across the lifespan for vulnerable populations with health conditions, optimizing health and preventing further disability.	HTH100/KJ	HRS Section 321-1.7
CDPHND	Manages, coordinates and provides statewide tuberculosis prevention, detection, intervention, and treatment to prevent and control tuberculosis and development of drug-resistant TB. Hawaii has the second highest state incidence of tuberculosis primarily related to immigration and migration.	Coordinates and provides screening for active TB disease and TB infection using TB skin testing, blood tests and X-rays. The clinic provides direct patient care for complex TB cases and oversees the treatment of cases in neighboring islands and the medical community. PHNs, MDs, pharmacists, and outreach workers evaluate, and monitor patient compliance with treatment protocols, as well as investigate and manage contacts of infectious TB cases. "TB Case Review", "TB Cohort Review" and other program evaluation tools provide comprehensive program evaluation and direction, and facilitate collection of relevant data for surveillance, statistical reporting and analysis of trends.	HTH100/DD	HRS Chapter 325; HAR Title 11, Chapter 164
CDPHND	Prevents the spread of Hansen's disease through case management, treatment and epidemiological follow up of new cases. Also provides case management to prevent and treat sequelae of Hansen's disease in accordance with statute. (87% of the HD Control Program is funded through federal funds).	Identifies and manages all new cases of Hansen's disease, providing diagnosis, treatment, epidemiological follow-up and case management. Prevents and treats HD-related complications and disabilities.	HTH100/DE	HRS Chapter 326; HAR Title 11, Chapter 168
CDPHND	Provides administrative services, program planning and legislative support for STD control. Administers programs for the surveillance, prevention and control of STDs statewide.	Provides STD prevention, diagnosis and treatment at the Diamond Head STD Clinic and statewide in collaboration with district public health offices, community based organizations and health care providers. Carries out STD case follow up and partner notification to prevent ongoing transmission and re-infection. Coordinates STD surveillance statewide and monitors emerging antimicrobial resistance to prevent treatment failures.	HTH100/DH	HRS Chapter 325
CDPHND	Provides administrative services, program planning and legislative support for HIV control. Administers programs for the surveillance, prevention and control of HIV statewide.	Provides HIV prevention, counseling, testing and referral to care statewide to reduce HIV transmission, directly and through contracts and collaboration with community agencies. Supports services for individuals with HIV to access appropriate medical care and prevention counseling to prevent ongoing transmission. Provides mandated surveillance of HIV/AIDS.	HTH100/DI	HRS Chapter 325

Department of Health
Functions

Table 1

<u>Division</u>	<u>Description of Function</u>	<u>Activities</u>	<u>Prog ID(s)</u>	<u>Statutory Reference</u>
CDPHND	Provides policy direction, management, operation and coordination for the DOH medical marijuana registry program.	Implements registry program and issues cards for qualified medical marijuana patients certified by physicians and advance practice registered nurses. Verifies registered patients and grow sites for law enforcement. Manages process to consider petitions for additional qualifying conditions for medical marijuana use.	HTH100/DH	HRS Chapter 329 Part IX
CDPHND	Provides a secure living environment and medical care for the patients of Kalaupapa in accordance with HRS Chapter 326.	Provides medical, and nursing services for Kalaupapa registry patients in Kalaupapa. Maintains infrastructure to support the Kalaupapa community, including housing, food, transportation, equipment, utilities, and emergency management.	HTH100/DG	HRS Chapter 326
CDPHND	Hale Mohalu on Oahu permits a higher level of medical care for the Kalaupapa patients than can be provided at the Kalaupapa nursing facility. Patients are also triaged or re-admitted to the Hale Mohalu health care facility on their way to/from tertiary care in the community hospitals and subspecialty medical outpatient care to ensure continuity of patient care.	Provides Kalaupapa patients with coordinated medical, nursing, and rehabilitative care, particularly for services on Oahu that cannot be provided in Kalaupapa.	HTH100/DF	HRS Chapter 326
CDPHND	Provides coordination, oversight, and policy direction for four distinct statewide programs that focus on prevention and control of HIV, tuberculosis, Hansen's disease, and sexually transmitted diseases as well as Public Health Nursing services and activities. Also provides oversight for the statewide medical marijuana registry program. Communicable disease control in this division requires careful approaches in difficult to reach populations that are characterized by immigration/migration, unfair stigmatization, poverty, or alcohol/drug abuse. Treatment to prevent transmission is often prolonged and may be life-long. Incorporating social and behavioral determinants are essential to this division's function.	Plans, directs, and reviews planning, programming and budgeting activities coordinating with departmental administrative offices, division branches, and other agencies. Reviews and recommends personnel actions, and investigates and resolves issues relating to employee grievances, program challenges and problems. Provides division-wide medical consultation, clinical direction through medical, nursing, and other public health standing orders, investigates and appropriately addresses public health/medical concerns for division programs, and reviews all division federal grants as principal investigator and financial officer.	HTH100/KE	HRS Section 321-1.7; HRS Chapters 325 and 326; HAR Chapters 156 and 164
CDPHND	Funds 2 RNs for medically fragile.	Provides multifaceted clinically skilled work that includes disease/health event investigation, health/ developmental screening, referral/follow up, outreach, home-visiting, case management, health/nursing consultation, surveillance of access sites, coalition building, community organizing, and advocacy across the lifespan for vulnerable populations with health conditions, optimizing health and preventing further disability, with a focus on children with medically fragile condition.	HTH100/KL	

Department of Health
Functions

Table 1

<u>Division</u>	<u>Description of Function</u>	<u>Activities</u>	<u>Prog ID(s)</u>	<u>Statutory Reference</u>
DOCD	Division oversees three programs under its purview: Investigation, Immunization, and Public Health Preparedness and ensures the objectives and activities of each work in concert together to enhance Hawaii's overall capacity to ensure the prevention and control of and preparedness and response to infectious diseases and other related issues, both unintentional and intentional. DOCD also works to strengthen collaborations between the Department of Health and multiple other partners in these endeavors, including clinical commercial laboratories, hospitals, schools, civil defense agencies, private organizations, and military among others, to address the threat of emerging infectious diseases and bioterrorism/man-made events.	As per below; collaborations and activities as needed to address issues such as preparedness and response to Ebola and Zika threats as well as more common infectious disease issues.	HTH131/DA	HRS §321-4.3; §321-31; §325-5
DOCD	Promote the use of, and in some cases, provide vaccines where and when available to prevent the incidence and spread of communicable diseases; assess the impact of vaccine use on disease trends and spread; investigate vaccine-preventable disease outbreaks.	Stop Flu at School (statewide school-located flu vaccination program); public health and provider education regarding vaccines; school vaccine assessments; vaccine-preventable disease surveillance; hepatitis A outbreak response.	HTH131/DC	HRS §302A-1133; §302A-1154 to 1163; §321-29; §321-32; §325-1 to 6; §325-8; §325-15; §325-32 to 38; §353-15 and Act 113
DOCD	Maintain infectious diseases surveillance to track disease incidence, trends, and impact on public health; investigate disease outbreaks and single cases of important or unusual diseases; recommend improved disease prevention methods to appropriate partners and implement measures to control disease spread; provide guidance for clinicians regarding diagnosis and treatment of infectious diseases.	Routine foodborne (e.g., E. coli, Salmonella) and flu disease surveillance; healthcare associated infections surveillance and collaborations with healthcare partners to strengthen infection control in health facilities and curb antimicrobial resistance; dengue outbreak response, etc.; educate the public and healthcare providers about diseases of concern.	HTH131/DJ	HRS §302A-1133; §321-29; §321-32; §325-1 to 6; §325-8; §325-15; §353-15
DOCD	Assess the state of readiness to respond to public health emergencies including conducting and maintaining inventory of necessary public health resources and developing and maintaining necessary public health preparedness plans.	Strategic National Stockpile exercise; collaboration with and support of agencies and organizations to establish closed points of distribution (PODS) to distribute medical countermeasures to members in the event of an emergency (e.g., anthrax attack); exercising and refining public health response plans.	HTH131/DB	HRS §325-4 to 6; §325-8
AMHD	Community Mental Health Center services.	Provision of statewide treatment, case management, and psychosocial rehabilitation services for adults with severe and persistent mental illness or are court ordered to the care of the Director of Health and are living in the community.	HTH420/VAR	Chapter 334, HRS
AMHD	Court ordered evaluation services.	Provision of court ordered examinations including fitness examinations and examinations for penal responsibility for defendants using an insanity defense. Conducts court ordered examinations for legally encumbered individuals ordered to Hawaii State Hospital before the court considers motions for Conditional Release.	HTH420/HG	Sections 704-404, 571-22, HRS

Department of Health
Functions

Table 1

<u>Division</u>	<u>Description of Function</u>	<u>Activities</u>	<u>Prog ID(s)</u>	<u>Statutory Reference</u>
AMHD	Contracted services for adults with severe and persistent mental illness.	Provision of contracted services including community based case management services, crisis services, housing services, treatment services, and other rehabilitative services. The population served are adults with severe and persistent mental illness or are court ordered to the care of the Director of Health and are living in the community. Crisis services are also provided to the general population of the State.	HTH420/HO	Chapter 334, HRS
AMHD	Providing 24 hour/day care for individuals with severe mental illness deemed dangerous by a court and remanded to the custody of the Director of Health.	The Hawaii State Hospital (HSH) is the only state operated acute psychiatric hospital in Hawaii, and serves patients from all islands in the State. The hospital is licensed by the State of Hawaii, Department of Health, accredited by The Joint Commission (TJC) and operates 202 licensed beds for the treatment of severely and persistently mentally ill (SPMI) adults (at least eighteen years of age), who have been court committed to the facility for care and treatment. Many of the psychiatric patients have medical co-morbidities and/or substance abuse disorders which could lead to potential health risks that may require medical care and treatment.	HTH430/HQ	Hawaii Revised Statutes Chapter 334
ADAD	HTH440/HO consists of State, federal and special funds that are contracted to provide substance abuse prevention and treatment services statewide.	Unlike other agencies, ADAD does not provide direct services; all substance abuse prevention and treatment services are procured and contracted. It is important to note that reductions in General Funds may generate a corresponding dollar-for-dollar reduction in federal Substance Abuse Prevention and Treatment (SAPT) Block Grant funds, which will significantly reduce the number of participants served in substance abuse prevention activities, and adults and adolescents who can be admitted for substance abuse treatment services.	HTH440/HO	Part XVI (Sections 321-191 thru -198) of Chapter 321 HRS, relating to substance abuse; Section 329-40 HRS, relating to methadone treatment programs; Sections 321-191 and -194; Sections 329-2, -3, and -4; and Sections 334-10 and -11, HRS, relating to the Hawaii Advisory Commission on Drug Abuse and Controlled Substances (HACDACS); Section 321-16.5 and 321-16.6, relating to special treatment facilities and therapeutic living programs, respectively; Chapter 42F, HRS, relating to grants and subsidies; Chapter 103F, HRS, relating to purchases of health and human services.

Department of Health
Functions

Table 1

Division	Description of Function	Activities	Prog ID(s)	Statutory Reference
				Public Health Services Act, Title XIX, Part B, Subpart II & III, Substance Abuse Prevention and Treatment (SAPT) Block Grant; P.L. 102-321 ADAMHA Reorganization Act; P.L. 106-310 Amendments to the Public Health Service Act; P.L. 104-191, Health Insurance Portability and Accountability Act (HIPAA) of 1996, P.L. 103-62, Government Performance Results Act (GPRA) of 1993; 45 CFR Part 96.45, 96.51, and 96.120-121 SAPT Block Grant Interim Final Rule; 42 CFR Part 2, Confidentiality of Alcohol and Drug Abuse Patient Records; 45 CFR Part 96.130 Tobacco Regulation for SAPT Block Grant; 42 CFR Part 54 and 54a, Charitable Choice provisions; final rule.
ADAD	HTH440/HD Organizational functions are: Administration; Administrative Mgmt Services Office, Quality Assurance and Improvement Office and the Planning, Evaluation, Research and Data Office.	Division Administration develops, coordinates and supports the implementation of innovative substance abuse services and program, and directs the Division's legislative program and activities in the area of substance abuse, and provides effective intra- and inter-departmental coordination. The Administrative Management Services which oversees the Division budgeting, financial management and human resources functions. The Quality Assurance and Improvement Office develops and implements a system-wide quality assurance and improvement program that incorporates staff, community, and consumer involvement. The Planning Evaluation and Research and Data Office plans, coordinates, and conducts planning, evaluation, research and data collection and analysis to support the development of policies, programs, state plans and services related to substance abuse.	HTH440/HD	Part XVI (Sections 321-191 thru -198) of Chapter 321 HRS, relating to substance abuse; Section 329-40 HRS, relating to methadone treatment programs; Sections 321-191 and -194; Sections 329-2, -3, and -4; and Sections 334-10 and -11, HRS, relating to the Hawaii Advisory Commission on Drug Abuse and Controlled Substances (HACDACS). Section 321-16.5 and 321-16.6, relating to special treatment facilities and therapeutic living programs, respectively. Public Health Services Act, Title XIX, Part B, Subpart I & III, Substance Abuse Prevention and Treatment (SAPT) Block Grant; P.L. 102-321 ADAMHA Reorganization Act.

Department of Health
Functions

Table 1

Division	Description of Function	Activities	Prog ID(s)	Statutory Reference
				<p>P.L. 106-310 Amendments to the Public Health Service Act; P.L. 104-191, Health Insurance Portability and Accountability Act (HIPAA) of d1996; P.L. 103-62, Government Performance Results Act (GPRA) of 1993; 45 CFR Part 96.45, 96.51, and 96-120-121 SAPT Block Grant Interim Final Rule; 42 CFR Part 2, Confidentiality of Alcohol and Drug Abuse Patient Records; 45 CRF Part 96.130 Tobacco Regulation of SAPT Block Grant; 42 CFR Part 54 and 54a Charitable Choice provisions; final rule.</p>
ADAD	<p>HTH440/HR consists of the Treatment and Recovery Branch that oversees the planning, development, and contracting of substance abuse treatment, intervention, and recovery services; monitoring of contracted providers and services; provision of consultant services and technical assistance related to substance abuse prevention, intervention, and treatment to the public and private sectors; and education of the public and private sectors regarding prevention and clinical issues in the substance abuse field. HTH440/HR is being transferred out to new Org Code and Program ID HTH440/HT to align the positions and funds with the ADAD Reorganization.</p>	<p>The Treatment and Recovery Branch (TRB) coordinates, develops and administers programs that promote access to clinically sound and cost effective substance abuse treatment, recovery and support services. TRB provides consultation and collaborates and coordinates substance abuse treatment services with other organizational segments of the division, other divisions, other state departments, community groups, and service providers. It is important to note that reductions in General Funds may generate a corresponding dollar-for-dollar reduction in federal Substance Abuse Prevention and Treatment (SAPT) Block Grant funds, which will significantly reduce the number of participants served in substance abuse prevention activities, and adults and adolescents who can be admitted for substance abuse treatment services.</p>	HTH440/HR HTH440/HT	<p>Section 321-16.5 and 321-16.6, relating to special treatment facilities and therapeutic living programs, respectively. Public Health Services Act, Title XIX, Part B, Subpart I & III, Substance Abuse Prevention and Treatment (SAPT) Block Grant; P.L. 102-321 ADAMHA Reorganization Act. P.L. 106-310 Amendments to the Public Health Service Act; P.L. 104-191, Health Insurance Portability and Accountability Act (HIPAA) of d1996; P.L. 103-62, Government Performance Results Act (GPRA) of 1993; 45 CFR Part 96.45, 96.51, and 96-120-121 SAPT Block Grant Interim Final Rule; 42 CFR Part 2, Confidentiality of Alcohol and Drug Abuse Patient Records; 45 CRF Part 96.130 Tobacco Regulation of SAPT Block Grant; 42 CFR Part 54 and 54a Charitable Choice provisions; final rule.</p>

Department of Health
Functions

Table 1

Division	Description of Function	Activities	Prog ID(s)	Statutory Reference
ADAD	HTH440/HU consists of the Prevention Branch that develops, maintains and implements a comprehensive statewide plan for substance abuse prevention services; coordinates and collaborates in the planning and implementation of effective substance abuse prevention services with community groups, private and public agencies, federal funding sources, and consumers; and provides knowledge and expertise in the field of substance abuse prevention and assures technology transfer to support and improve substance abuse prevention services.	The Prevention Branch (PB) develops performance standards and outcomes to be achieved by service providers contracted to provide substance abuse prevention services in compliance with federal and state requirements; develops, executes, and monitors contracts for substance abuse prevention services; provides substance abuse prevention related consultation and assistance to other divisions within the Department, other state departments and private sector organizations; collaborates and coordinates substance abuse prevention services with other organizational segments of the division, other division, other state departments, community groups, and service providers; provides substance abuse prevention expertise in securing and administering public or private funds and grants; and administers special projects, including but not limited to the Strategic Prevention Framework - Partnerships for Success (SPF-PFS) Hawaii Pathways Project and the Hawaii State Tobacco Enforcement Contract (FDA).	HTH440/HU	Part XVI (Sections 321-191 thru -198) of Chapter 321 HRS, relating to substance abuse; Sections 321-191 and -194; Sections 329-2, -3, and -4; and Sections 334-10 and -11, HRS, relating to the Hawaii Advisory Commission on Drug Abuse and Controlled Substances (HACDACS); Chapter 42F, HRS, relating to grants and subsidies; Chapter 103F, HRS, relating to purchases of health and human services. Public Health Services Act, Title XIX, Part B, Subpart II & III, Substance Abuse Prevention and Treatment (SAPT) Block Grant; P.L. 102-321 ADAMHA Reorganization Act; P.L. 106-310 Amendments to the Public Health Service Act;
				P.L. 104-191, Health Insurance Portability and Accountability Act (HIPAA) of 1996, P.L. 103-62, and 96.120-121 SAPT Block Grant Interim Final Rule; 42 CFR Part 2, Confidentiality of Alcohol and Drug Abuse Patient Records; 45 CFR Part 96.130 Tobacco Regulation for SAPT Block Grant; 42 CFR Part 54 and 54a, Charitable Choice provisions; final rule.

Department of Health
Functions

Table 1

Division	Description of Function	Activities	Prog ID(s)	Statutory Reference
CAMHD	Provide for the administration of the CAMHD including legislative functions, planning, compliance with state and federal rules and maintaining critical services for the youths in the state.	The CAMHD Administration Office is comprised of the Division Administrator and Secretary; the Clinical Services Office (CSO) which is comprised of the Medical Director, Lead Psychologist, Program Development Manager, Psychiatrist, Psychologists, Social Workers and Clerical Support; The Healthcare Systems Management Office (HSMO) which is comprised of IT staff, Quality Assurance Staff and clerical support; Program Improvement and Communications Office (PICO), which is comprised of the Planner, Provider Relations Liaison, Lead Research and Evaluation Specialist and clerical support; Central Administrative Service Office (CASO), which is comprised of the Public Health Administrative Officer, accountants, contracts staff, personnel staff and clerical and accounting staff; and a Federally Funded Substance Abuse Mental Health Services Administration grant (Kaeru) which is comprised of a Project Director, Clinical Supervisor, Evaluator, Care Coordinators and Clerical Support.	HTH460/HF	HRS Chapter 321-171 through 176 and 334-3
CAMHD		The CSO oversees the critical placements and issues with clients, staff training, and program review statewide, within the Division as well as contracted providers. The HSMO provides facility certification and credentialing of CAMHD staff and contracted providers, adjudication of all billing to insurance companies for appropriateness and proper documentation, management of the Electronic Health Record and quality assurance. PICO provides communication and provider relations, web based content and research and evaluation of data to provide better care to the youth and public legislative review.		
CAMHD		CASO handles all contracting, procurement, fiscal and personnel matters. Kaeru is a wraparound program for youth in or at-risk of mainland placement and is specifically focused on returning CAMHD youth from out-of-state residential treatment programs back to their home communities and preventing the future displacement of youth to out-of-state programs when possible.		

Department of Health
Functions

Table 1

<u>Division</u>	<u>Description of Function</u>	<u>Activities</u>	<u>Prog ID(s)</u>	<u>Statutory Reference</u>
CAMHD	Support functions to CAMHD registered clients that do not have funding for other supports through Federal Funded Programs.	These funds are used to fund the federally mandated program for First Episode Psychosis for adolescents and young adults, support and contracts for Transition to Adulthood for youths registered with CAMHD, the Family Support Organization Contract, Telehealth and Electronic Health Record equipment, and staff and contracts for trauma informed care. Medicaid Funding is used to provide contracted Mental Health Services to the children and adolescents across the state for outpatient and inpatient services, along with General Fund monies for those youth that do not meet the Medicaid eligible criteria, the state match, and the costs that exceed the Medicaid rates to provide the services to the youth.	HTH460/HO	HRS Chapter 321-171 through 176 and 334-3
CAMHD	Provide for the localized clinical care coordination throughout the state to the children and adolescents needing mental health services.	These functions are located in the Neighbor Island Services Branch, Oahu Services Branch, Family Court Liaison Branch and Family Guidance Centers statewide. The positions consist of Branch Chiefs, Center Chiefs, Supervisors, Human Service Professionals, Social Workers and Support Staff. The HSP/SW provides all care coordination/case management to the registered clients. The PHAO handles all local fiscal, personnel and office management matter, the center chief oversees day to day running of the center and the BC oversees the day to day running of the branch. Although the psychiatrist and psychologist are included in the CSO section of the Administration of CAMHD, they are physically located within the FGC to provide clinical leadership to the clinical staff and direct services to the clients, including assessments. The QAS is included in the HSMO section of the Administration of CAMHD, but are also located within the FGC. The QAS provides for uniform management , clinical data assemble and business management practice purposes, with consistent quality assurance across the Division.	HTH460/HE HTH460/HS HTH460/HV	HRS Chapter 321-171 through 176 and 334-3
AMHD	Crisis Line of Hawaii Services.	Provision of a 24-7 crisis and suicide hotline that provides supportive listening and crisis counseling, and dispatches and authorizes 24-hour crisis services. Services are available statewide for the general population.	HTH495/HB	Chapter 334, HRS
AMHD	Division administrative services.	Provides for the leadership, fiscal activities, human resources activities, contracting activities, policy setting, oversight, planning, monitoring, and executive management of the Adult Mental Health Division.	HTH495/HA	Chapter 334, HRS

Department of Health
Functions

Table 1

Division	Description of Function	Activities	Prog ID(s)	Statutory Reference
DDD	Purchase of Service Contracts include: Long-term Adult Supports and Services, Crisis Services and residential supports. Developmental Disabilities Domiciliary Homes - 128 five bed group homes and apartments that house individuals with severe medical, developmental and cognitive disabilities who qualify for institutional care (including former residents of Waimano Training School and Hospital). These services are required under HRS Section 333F-2. Crisis Contract provides emergency response and crisis residential to individuals in DDD.	100% state-funded purchase of service programs (health and human services) for those individuals not eligible for Medicaid waiver services or other federally reimbursed programs. In addition to ensure an individual's health and safety, the goals for purchasing the service programs include: Increase natural supports for the individual; increase knowledge of the individual's community; increase opportunities for the individual to contribute to the community; and increase the individual's independence in the community.	HTH501/CM	Chapter 333F, HRS
DDD	Medicaid 1915(c) Home and Community-Based Services (HCBS) Waiver serves individuals with moderate to profound intellectual and developmental disabilities (I/DD) who would otherwise receive services in an institution due to the severity of their cognitive and/or physical disabilities. Services provided in homes and communities include personal assistance/habilitation, emergency services, respite, employment supports, training and consultation, specialized medical equipment, adult day health, and skilled nursing. According to the most recent Centers for Medicare and Medicaid Services (CMS) 372 Annual Report on Home and Community - Based Services Waivers, services were provided to 2672 unduplicated recipients statewide as of June 30, 2014 at an average cost of \$40,229 per year - significantly lower than the national average of institutional (ICF/ID) cost of \$115,365 per year. The State receives Federal Financial Participation (FFP) provided at the current rate of 54.93%/45.07%.	This is a State match for Title XIX of the Social Security Act Medical Assistance program. The 2016 Medicaid HCBS waiver has redesigned services and supports to encompass CMS community Integration Final Rule and First Homecare Final Rule. Redesigned services include prevocational services to meet the needs of working age adults with I/DD by offering a process of discovery and career planning that has been proven to increase positive employment outcomes for this population, and to assist with career guidance throughout the lifespan. DDD recognizes that increasing the number of working age adults with I/DD in integrated employment requires an innovative approach. This is the reason that "Customized Employment" was added to Individual Employment Supports in the new 1915(c) Medicaid HCBS I/DD Waiver. Customized Employment encourages collaboration with businesses that focuses on meeting the employers' financial and productivity needs in addition to having the benefit of a diversified workforce.	HTH501/CN	Chapter 333F, HRS
DDD	Administrative functions include fiscal and administrative support that are critical to client intake and maintenance, claims processing and payment and provider support.	Directs and operates a statewide case management system for persons with I/DD and their families or guardians and provides overall planning, budgeting, coordination and management of the Case Management Branch.	HTH501/CU	
DDD	The Community Resources Branch oversees the development of resources, services, and supports for DDD individuals with I/DD including managing the Medicaid HCBS Waiver, and resources to assist individuals with housing, employment, and activates for self-determination and full community integration. Oversees the Neurotrauma Program in accordance with HRS § 321H.	Initiates and coordinates the development of new and existing resources and services for clients in the following areas: housing, employment, and self-determination, which include community integration and volunteer activities.	HTH501/CV	

Department of Health
Functions

Table 1

Division	Description of Function	Activities	Prog ID(s)	Statutory Reference
DDD	<p>The HCDSB operates dental clinics and performs dental treatment for institutionally and community placed disabled persons who have very limited access to private sector dental services. Access is limited for adults with developmental, behavioral and medical problems due to a high risk of health complications and a lack of reimbursement for dental care for this population.</p>	<p>HCDSB is the only state dental agency that provides direct dental treatment services to the community. HCDSB provides dental treatment services for adults (over 20 years old), and for Medicaid patients who are classified as aged (over 65 years old), blind, disabled or other special needs who lack access to private sector dental services. HCDSB provides dental services to patients who reside at Hawaii State institutions, including the Hawaii State Hospital, Leahi Hospital, and Kalaupapa Settlement, as well as to patients who reside in the community. HCDSB has five (5) dental clinics located at the Department's Health Centers on Oahu (Diamond Head, Lanakila, Leeward, and Windward), and the Hawaii State Hospital. Currently there are no dental clinics located on the Neighbor Islands. In addition to the dental services provided at the HCDSB clinics, dental procedures will now be provided (limited) in a hospital setting under general anesthesia as needed.</p>	HTH501/ED	Dental Health - Sec. 321-61 to 63, HRS
DDD	<p>The Outcomes and Compliance Branch (OCB) maintains the DDD Quality Assurance and Improvement program, monitors case management functions as required by the Medicaid HCBS Waiver, oversees the adverse events system and mortality review, maintains a training program for DDD, coordinates the National Core Indicator assessments, certifies Adult Foster Homes, and investigates and resolve complaints.</p>	<p>OCB conducts ongoing and regular internal monitoring to review processes and measures to improve services and conduct all consumer and family surveys. To ensure quality client outcomes using best practices this section developed, monitors and evaluates quality improvement processes that is data driven. Training needs shall be identified based on critical measures and outcome analysis and implement the National Core Indicator (NCI) Project. OCB is responsible for monitoring DDD case management practices, programs and participants' outcomes, and certifies Adult Foster Homes and caregivers. OCB coordinates DDD's Quality Assurance Improvement Program (QAIP). The OCB Training Unit provides training to DDD staff, participants, and their families to support the core initiatives of the Division.</p>	HTH501/JA	Chapter 333F, HRS, Chapter 321H, HRS

Department of Health
Functions

Table 1

Division	Description of Function	Activities	Prog ID(s)	Statutory Reference
DDD	Per Section 321H-2 HRS, the Department of Health shall develop services for survivors of neurotrauma injuries. This statute establishes a special fund from traffic fines to identify and meet the needs of persons with severe neurotrauma and have oversight from two advisory boards to administer the neurotrauma special fund. This CRB branch utilizes this fund to: 1) provide education for the prevention of neurotrauma; 2) assist individuals and family members to obtain services; 3) maintain a Registry of Incidents, prevalence, and outcomes for survivors of traumatic brain injury; and 4) contract to provide peer mentoring for survivors to reintegrate into the community. It is critical that this resource be available as there are no other supports to address the needs of traumatic brain injury survivors.	To develop, implement and monitor a comprehensive system of statewide supports to address the needs of people with Neurotrauma injury and their families.	HTH501/JN	Chapter 321H, HRS
DDD	DDD case management system is governed by Section 333F-2 mandating DOH to "develop, lead, administer coordinate, monitor, evaluate & set direction for a comprehensive system of supports & services for persons with developmental disabilities or intellectual disabilities....." Case managers provide critical functions on all islands serving 3,500 individuals with intellectual and developmental disabilities (I/DD). Case managers ensure quality care & services and health and safety of participants.	Operates a statewide case management system to persons with intellectual and developmental disabilities (I/DD) and their families and guardians. Sets direction and focus for case management services in conjunction with the Division's strategic plan and national best practices to meet the needs of individuals with I/DD. Works with persons with I/DD to identify what is important to the person; identify what supports the person has, wants, needs; identify what supports are necessary to assure the individual's health and safety and well-being; assist individuals in developing a plan to support them in their desired life; and assist individuals in obtaining supports and services needed.	HTH501/JO HTH501/JQ HTH501/JR HTH501/JS	Chapter 333F, HRS
DDD	These positions provide for the administration of the DD Division including legislative functions, planning, compliance with state and federal CMS rules, meeting the DHS Memorandum of Agreement and maintaining critical services for more than 3,500 individuals statewide per HRS Chapter 333F. These include the Division Administrator, medical director, psychologists, Public Health Admin Officer, compliance officer, planning and Divisional secretarial support.	Administers, directs and leads the programs and activities of the Division to comply with all applicable federal and state statutes including Hawaii Revised Statutes 333F and 321H; develops, plans and coordinates all aspects of programs, services and activities statewide through ensuring the maximization of desired outcomes and national best practices and directs and planning, research and data activities in administrative support: budgeting activities, payment and personnel systems, procurement and contract, planning, policies, research and clinical and eligibility determination and legal activities.	HTH501/KB	Chapter 333F, HRS; Chapter 321H, HRS
DCAB	Establish guidelines for the design of buildings and facilities by or on behalf of the State and counties in accordance with section 103-50.	Administer the Hawaii Administrative Rules, Title 11, Chapter 216, "Disability and Communication Access Board Rules of Practice and Procedures."	HTH520/AI	HRS §348F-7, HRS §103-50

Department of Health
Functions

Table 1

<u>Division</u>	<u>Description of Function</u>	<u>Activities</u>	<u>Prog ID(s)</u>	<u>Statutory Reference</u>
DCAB	Provide review and recommendations on all state and county plans for buildings and facilities, in accordance with section 103-50.	Review State and county construction documents. Review and decide upon site specific alternate design requests, per the public hearing process, for Section 103-50, Hawaii Revised Statutes projects.	HTH520/AI	HRS §348F-7, HRS §103-50
DCAB	Establish guidelines for the utilization of communication access services provided for persons who are deaf, hard of hearing, or deaf-blind in state programs and activities. Guidelines include, but are not limited to , determining the qualifications of interpreters who may provide services, the amount of payment to interpreters, and the credentialing of interpreters who do not hold national certification via state screening process.	Administer the Hawaii Administrative Rules, Title 11, Chapter 218, "Communication Access Services for Persons who are Deaf, Hard of Hearing, and Deaf-Blind." Administer the Hawaii Quality Assurance System Test and Continuing Education Program for sign language interpreters.	HTH520/AI	HRS §348F-7
DCAB	Administer the statewide program for parking for disabled persons, in accordance with part III of chapter 291.	Administer the Hawaii Administrative Rules, Title 11, Chapter 219, "Parking for Persons with Disabilities." Administer the issuance of parking permits and identification cards to applicants with disabilities.	HTH520/AI	HRS §348F, HRS §291, Part III
DCAB	Serve as the designated state agency to coordinate the efforts of the State to comply with the requirements of the Americans with Disabilities Act (ADA) for access to services, employment, telecommunications, and facility and site design.	Coordinate ADA activities among the Executive branches of State Government. Administer and issue the ADA Curriculum for State and County Government Entities and Programs and Services Manual to ADA coordinators. Assist Department ADA Coordinators resolve complex ADA-related complaints or situations.	HTH520/AI	HRS §348F-3
DCAB	Provide technical assistance and guidance to, but not limited to, state and county entities in order to meet the requirements of state, federal, and county laws providing for access for persons with disabilities through public education programs and other voluntary compliance efforts.	Provide technical assistance and guidance in Civil Rights & Justice - ADA Coordination and Systems Advocacy, Outreach and Public Education to the Design Community, Policy and Code Analysis and Development, Communication Access and Advocacy, Accessible Parking Enforcement, Public Education and Awareness, Special Parent Information Network - Parent Access to Information on Educational Rights, Special Education Advisory Council Support, Emergency Preparedness, Transportation and Travel and Community Living and Employment.	HTH520/AI	HRS §348F-3
FHSD	Family Support & Violence Prevention.	Administers a statewide system of family support, positive parenting, and violence prevention programs across the lifespan for prenatal, infants, youth, and adults. Develops initiatives and training/education on family and intimate partner violence prevention through partnerships with public-private agencies. Administers Domestic Violence & Sexual Assault Special Fund, Child Death Review, Domestic Violence Fatality Review, Hawaii Children's Trust Fund, and 2 federal grants: Rape Prevention and Education and Community-Based Child Abuse Prevention.	HTH560/CF	HRS 321-341, Child Death Review; HRS 321-472, Domestic Violence Fatality Review; HRS 321-1.3, Domestic Violence and Sexual Assault Special Fund; HRS 350B, Hawaii Children's Trust Fund

Department of Health
Functions

Table 1

<u>Division</u>	<u>Description of Function</u>	<u>Activities</u>	<u>Prog ID(s)</u>	<u>Statutory Reference</u>
FHSD	Home Visiting	Maternal, Infant, and Early Childhood Home Visiting federal grant.	HTH560/CT	HRS 321-37, Child Abuse and Neglect Prevention; HRS 321-327, Home Visiting Program
FHSD	Women's and Reproductive Health	Administers a statewide system of women's health services to address the needs of high-risk populations including women in their reproductive years and surrounding pregnancy. Also promotes strategic planning methods that engage community services and stakeholders and addresses health disparities impacting access to quality care across the lifespan. The Reproductive Health Services Unit assists individuals in determining the number and spacing of their children and promotes positive birth outcomes and healthy families. The education, counseling and medical services available through federal and state funded clinical programs assist with achievement of this goal. The Women's Health Clinical and Quality Assurance Unit strives to reduce factors that contribute to infant mortality and provides an array of services to address risk factors that lead to poor birth outcomes. The Adolescent Unit addresses adolescent related issues to include bullying, teen pregnancy prevention, teen suicide or other issues. The primary focus is ages 12-23.	HTH560/CW	
FHSD	Maternal and Child Health Administration	Includes Chief, secretary, and administrative support staff. Oversees two sections administering MCH programs ensuring availability, adequacy, and quality services. Collects data, provides statistical analysis, and disseminates information to monitor and evaluate efficacy of services. Administrative support activities for the branch including personnel services, procurement oversight, and accounting.	HTH560/CK	

Department of Health
Functions

Table 1

Division	Description of Function	Activities	Prog ID(s)	Statutory Reference
FHSD	Children with Special Health Needs	Children with Special Health Needs Branch (CSHNB) improves the health and well-being of children with special health care needs by increasing public awareness and education, and assuring access to a system of preventive, early detection, and treatment services. CSHN Program provides service coordination, social work, and nutrition services for CSHCN age 0-21 years; pediatric cardiology and neurology clinics on neighbor islands, financial assistance for pediatric specialty services as a safety net. Newborn Metabolic Screening Program assures that all infants born in Hawaii are screened for 32 disorders with serious consequences such as mental retardation or deaths and provides tracking and follow-up. Newborn Hearing Screening Program assures that all infants born in Hawaii are screened for hearing loss, and provides tracking and follow-up. Genetic Program assesses genetic needs; promotes the prevention, detection, and management of genetic disorders; provides professional/community education. Hawaii Birth Defects Program monitors birth defects statewide.	HTH560/CC	HRS §321-51 to 54 (Children with Special Health Needs); HRS §321-291 (Newborn Metabolic Screening); HRS §321-361 to 363 (Newborn Hearing Screening); HRS §321-421 to 426 (Birth Defects Program)
FHSD	Women, Infants & Children Program (WIC)	To improve the nutritional health of eligible women, infants and children by providing quality nutrition education, high risk counseling, breastfeeding promotion and education, health and social services referrals and supplemental foods.	HTH560/GI	HRS §321-31 (Preventive Medicine) (P.L. 111-296)
FHSD	Family Health Services Administration	Provides administrative & programmatic oversight to MCH, CSHN, & WIC Branches. Administers Title V MCH Block Grant, Primary Care Office (PCO), Rural Health, Critical Access Hospital (CAH), Medicare Rural Hospital Flexibility Grant (FLEX), Early Childhood Comprehensive Systems, Oral Health, and PRAMS grants. Also administers community health centers special fund, early intervention special fund, rural hospital subsidy contracts, & POS contracts for primary care services.	HTH560/KC	

Department of Health
Functions

Table 1

<u>Division</u>	<u>Description of Function</u>	<u>Activities</u>	<u>Prog ID(s)</u>	<u>Statutory Reference</u>
FHSD	Family Health Services Administration	a) Title V Block Grant provides low income mothers and children w/access to MCH services; b) PCO Grant improves access to primary care for underserved populations through the recruitment and retention of health professionals and the designation of health professional shortage areas; c) Rural Health grant improves access and availability of quality health care services to rural/underserved communities; d) CAH grant helps critical access hospitals strengthen financial, operational, and clinical performance; e) FLEX grant improves access to preventive and emergency health services for rural areas through planning and technical support; f) ECCS grant builds early childhood service systems; g) Oral health grant supports oral health surveillance, planning and prevention; and h) PRAMS grant helps monitor risk factors impacting the health of mothers and infants.	HTH560/KC	
CDPHPD	Plans directs, and coordinates chronic disease prevention and management and health promotion strategies and activities	Oversees statewide chronic disease prevention and health promotion programs to reduce risks through policies, systems, and environmental changes, and strengthening linkages between population-based strategies and preventive health services. Maintains information infrastructure for surveillance, establishes evaluation standards, and provides epidemiological support. Guides and coordinates policy development, social marketing, health communications, and planning.	HTH590/KK	HRS, Chapter 328L-2, -5, -6
CDPHPD	Chronic Disease Management	Identifies and targets major chronic diseases - asthma, cancer, diabetes, heart disease and stroke and develops population-based policies and systems change initiatives; provides language interpretive services for limited-English speaking population groups to assure access to, and knowledge of preventive health measures.	HTH590/GP	HRS, Chapter 328L-2; 321-301; 327-24
CDPHPD	Primary Prevention	Provide technical expertise and consultation on the primary prevention of obesity and chronic disease; department lead on population-based approaches and interventions in the areas of nutrition and physical activity, and tobacco use; translates evidence-based best practice policies and strategies into community/population-based interventions.	HTH590/GR	HRS, Chapter 328J; 328L-5, -6
HRA	Deputy Director of Health Resources Administration formulates policies and provides administrative oversight to this administration.	Provides leadership, policy development, planning, and administrative support to best meet the needs of those served by the six programs and services administered the Health Resources Administration.	HTH595/KA	

Department of Health
Functions

Table 1

<u>Division</u>	<u>Description of Function</u>	<u>Activities</u>	<u>Prog ID(s)</u>	<u>Statutory Reference</u>
EHSD	EHSD optimizes prevention and compliance, public health and environmental health practices through statewide programs.	EHSD administers the Sanitation and Environmental Health Special Fund that supports outreach and staff trainings and competencies and coordinates statewide activities; oversees management of functions of the various branches -- establishes broad program policies and strategic goals; facilitates effective administrative systems for delivery of services; coordinates services; interprets complex cases pertaining to branch programs; coordinates activities for emergency response; develops new laws, rules, or amendments; reviews violation of rules; coordinates budget and personnel processes; coordinates training and outreach programs; and directs performance standards within the division.	HTH610/FL	Implements and coordinates programs under Chapters 321, 322, 328, 330, 332, 339, 342F, 342P, 466J, 469 and Part XXX HRS.
EHSD	The Vector Control Branch protects public health by suppressing outbreaks of potential vector-borne diseases throughout the State of Hawaii by timely surveillance for new or introduced vector species, and abatement of rodents and other small animals, mosquitoes, and other insects of medical significance which transmit disease and/or impair public well-being.	The branch conducts research in the areas of biological control methods for vectors, performs inspections of chronic vector breeding sources, monitors the population trend of major vectors on a statewide basis, controls vector breeding areas through the application of chemicals or biological predators and follows up on inspection and surveillance items that may pose a threat to public health or the environment, and provides information and recommendations on the control and eradication of vectors to the public.	HTH610/FN	Chapters 321 and 322, HRS; HAR, Title 11, Chapter 11-26, Vector Control.
EHSD	The Food and Drug Branch safeguards public health by ensuring, through inspections, warnings and embargoes, that food, drugs, cosmetics, medical devices and related products are safe, effective and properly labeled. The branch priority is food product safety, given the large number of product recalls and outbreaks of foodborne illnesses occurring nationally and locally.	The branch conducts inspections of local food manufacturers, distributors and warehouses to ensure food products are manufactured, packaged and stored properly. The branch ensures that food products that are deemed adulterated or misbranded are immediately removed from sale. The branch assists with food and drug safety issues after natural disasters.	HTH610/FP	Chapters 321, 328, 328C, 328D, 328E, 330, and 330C, HRS; HAR, Title 11, Chapters 11-29, Food and Food Products; 11-33 Hawaii Drug Formulary of Equivalent Drug Products; 11-35, Shellfish Sanitation; and 11-36, Sale of Prophylactics through Vending Machines.
EHSD	The Sanitation Branch regulates, educates and services the community regarding food safety, disease prevention, and environmental health. Its primary function is food protection, a complex program focusing on public health practices through education, partnerships, prevention, assessment, and compliance.	The branch permits and inspects retail food establishments; assesses and assures that care homes meet sanitation requirements; inspects all public and private schools, beauty and massage establishments, barber shops, milk plants and dairies; licenses tattoo artists and embalmers; and permits and inspects tattoo shops, mortuaries, and public swimming pools.	HTH610/FQ	Chapters 321, 322, 332, 469, and Part XXX HRS; HAR, Title 11, Chapters 11-11 Sanitation, 11-12 Food Service and Food Establishments, 11-13 Public Swimming Pools, 11-14 Housing, 11-15 Milk, 11-16 Recreational Trailer Camps, 11-17 Tattoo Artists, 11-18 Licensing for Sanitarians, and 11-22 Mortuaries, Cemeteries, Embalmers.

Department of Health
Functions

Table 1

Division	Description of Function	Activities	Prog ID(s)	Statutory Reference
EHSD	Indoor and Radiological Health Branch: The Noise section implements a statewide community noise program and enforces permissible sound levels for stationary noise sources, construction and agricultural activities. The Radiation section provides radiological incident response to control release of radioactive materials; licenses radiation facilities with electronic products emitting ionizing radiation and/or non-fusion radioactive materials; licenses radiation services such as x-ray equipment installation and medical physics; and provides administrative support to the Radiologic Technology Board. The air conditioning and ventilation program assures proper ventilation and indoor air quality.	The branch conducts assessments and develops policies and regulations to assure safety in the fields of noise, radiation, mechanical ventilation, indoor air quality, asbestos, and lead. Staff inspect radiation sources, sources of noise (construction, stationary, agricultural, and industrial), mechanical ventilation systems, indoor air quality, asbestos, and lead to assure they do not degrade the public health or the environment of the community. The branch monitors ambient environmental radiation levels by sampling and testing drinking water, air, and precipitation, and provides emergency response for radiological emergencies. It reviews plans for public buildings to assure conformance with ventilation requirements. The branch provides programs and information to the public and the regulated community to increase their awareness and understanding of environmental regulations and rules.	HTH610/FR	Chapters 321, 339K, 342F, 342P, and 466J HRS; federal statutes: Clean Air Act, Toxic Substances Control Act, Mammography Quality Standards Act, Energy Policy Act, National Emissions Standards for Hazardous Air Pollutants (NESHAP); HAR, Title 11, Chapters 11-39, 11-41, 11-44, 11-45, 11-46, 11-501, 11-502, 11-503, and 11-504.
SLD	Administers a statewide laboratories program which conducts analysis in support of laboratory preparedness programs for bioterrorism and chemical terrorism, environmental quality, food safety, and communicable disease monitoring and control activities. Supports public health and environmental investigations, and conducts applied public health research. Administers various regulatory programs.	Includes Branch Chief, QA/ Certification officers; DUI/Substance Abuse/Medical Marijuana Program Officer for regulating testing of medical marijuana laboratories. Funding ensures primacy: Safe Drinking Water Act which brings in of millions of federal dollars. Performs chemical contaminant (pesticides, herbicides, heavy metals, etc.) monitoring of public water systems, food products and recreational waters.	HTH710/MG	Safe Drinking Water Act of 1974, amended in 1986 & 1996; 40CFR141 National Primary Drinking Water Regulations; 40CFR 142 Subp.B Regulations Governing State Primacy; HAR 11-19 Emergency Plan for Safe Drinking Water; HAR 11-20 Potable Drinking Water; HAR 11-54 Water Quality Standards; HAR 11-55 Water Pollution Control; HAR 11-29 Food and Food Products. Chapter 11-850, HAR Medical Marijuana Dispensaries; Act 241, Relating to Medical Marijuana. Drinking Water Act Public Law 23-523, and HAR Chapter 11-20.

Department of Health
Functions

Table 1

Division	Description of Function	Activities	Prog ID(s)	Statutory Reference
SLD	Coordinates and administers air surveillance activities through a statewide electronic system of remote-site state and national air monitoring networks.	Conducts ambient air analysis for the state as required by the Clean Air Act. Reports data to EPA, DOH and public. Provides VOG alerts to Civil Defense, schools, and DOH. Provides additional monitoring for smoke particulates in lava flows (e.g., Pahoia). Loss of funds will result in network closure, including 6 vog stations on the Big Island.	HTH710/MH	Federal Clean Air Act and Amendments: (CAA § 101-131; USC § 7401- 7431 - Title I, Air Pollution Prevention and Control); 40 CFR Part 50 (Ambient Air Quality Standards); Part 52.21(Prevention of Significant Deterioration of Air Quality); Part 53 (Ambient Air Monitoring Methods); Part 58 (Ambient Air Quality Surveillance); Part 61(National Emission Standards for Hazardous Air Pollutants); Part 63 (National Emission Standards for Hazardous Air Pollutants for Source Categories);HRS, Chapter 342B, Air Pollution Control; HAR, Title 11, Chapter 59, Ambient Air Quality Standards) and HAR, Title 11, Chapter 60.1, Air Pollution Control.
SLD	Provides microbiological analytical services to departmental programs and to various federal, state and county agencies concerned with drinking water, water pollution, and food products.	Re-established shellfish and dairy testing, but even after augmented by an EHSD microbiologist position, the laboratory is still under-staffed (5 positions lost in RIF) and cannot perform investigation testing. Water microbiologists (1 position lost to RIF) provide response testing for spills (molasses), contamination investigations (leaking cesspools), tests public water systems and beach waters for compliance and emergencies. Cost to contract lab services would be passed on to consumers (higher water rates).	HTH710/MI	HAR Title 11 Chap 15 (Milk); HAR Title 11 Chap 11 , 12 (Sanitation); HAR Title 11 Chap 35 (Shellfish sanitation); Safe Drinking Water Act of 1974, amended in 1986 & 1996; 40CFR141National Primary Drinking Water Regulations; 40CFR 142 Subp. B Regulations Governing State Primacy; HAR 11-19 Emergency Plan for Safe Drinking Water; HAR 11-20 Potable Drinking Water; HAR 11-54 Water Quality Standards; HAR 11-55 Water Pollution Control; HAR 11-29 Food and Food Products; HAR 11-54 Water Quality Standards.
SLD	Provides diagnostic, consultative and reference laboratory related services to the programs of the Department, other state agencies, private physicians, institutions and other facilities in the State, to assist in the diagnosis and control of communicable diseases.	Performs statewide flu, dengue, respiratory disease, enteric disease, STD surveillance testing and reference lab services. Lost Quality Assurance and enteric microbiologists, and tuberculosis testing capability (now contracted) to Legislative cuts. Unable to receive/test TB specimens from community (HAR 11-156). Conduct microbiological testing on forensic specimens by MOA with City & Counties. Cuts would leave state unprepared for pandemic or outbreak. Risk of losing direct/indirect CDC/APHL funds. Estimated cost to privatize bacteriology at 1.4million; and virology at 10.4 million annually based on volume & published list prices.	HTH710/MJ	HAR Title 11 Chap 156-Communicable Diseases; HAR Title 11-Chap 157- Examination & Immunization; HAR Title 11 Chap 164- Tuberculosis; HRS§325-72 - Examination of Sputum; HAR Title 11-110.1; 42 CFR Ch IV Part 493 (CLIA).

Department of Health
Functions

Table 1

Division	Description of Function	Activities	Prog ID(s)	Statutory Reference
SLD	The Hawaii District Laboratory provides diagnostic, regulatory and consultative laboratory services to private laboratories, private purveyors and various Federal, State and County agencies. It assists State Department of Health programs in the regulation of water, dairy and food products and in the diagnosis and control of communicable diseases. The laboratory aids DOH programs in the fields of public and environmental health.	Conducts dairy products and shellfish testing in compliance with federal FDA; Conducts food response testing, drinking Water, and recreational water testing for bacteria; Conducts Leptospirosis and N. gonorrhoeae cultures testing; Complies with Chapter 342D, Hawaii Revised Statutes, and federal EPA regulations such as Clean Water Act, Safe Drinking Water Act, and federal CMS Clinical Laboratory Improvement Amendments (CLIA). Certified to pack and ship hazardous samples for identification; Ability to respond to emergencies & disasters, & public health protection for Hawaii County.	HTH710/ML	Safe Drinking Water Act of 1974, amended in 1986 & 1996; 40CFR141National Primary Drinking Water Regulations; HAR 11-19 Emergency Plan for Safe Drinking Water; HAR 11-20 Potable Drinking Water; HAR 11-54 Water Quality Standards;42 CFR Ch IV Part 493 (CLIA); HAR Title 11, Chapter 15(Milk); HAR Title 11 Chap 110.1; HAR 11-35 (Shellfish)
SLD	The Maui District Health Laboratory provides laboratory support services to various medical and environmental programs within the Department of Health. The Lab conducts testing for regulatory purposes as well as for the diagnosis and control of communicable diseases. It is part of the investigation team performing laboratory analysis in suspected outbreaks and is certified to pack and ship biological samples in suspected bioterrorism incidents.	Conducts food testing, recreational water and drinking water testing for bacteria; Conducts food response testing, drinking Water, and recreational water testing for bacteria; Complies with Chapter 342D, Hawaii Revised Statutes, and federal EPA regulations such as Clean Water Act, Safe Drinking Water Act, and federal CMS Clinical Laboratory Improvement Amendments (CLIA). Certified to pack and ship hazardous samples for identification; Ability to respond to emergencies & disasters, & public health protection for Maui County.	HTH710/MM	Safe Drinking Water Act of 1974, amended in 1986 & 1996; 40CFR141National Primary Drinking Water Regulations; HAR 11-19 Emergency Plan for Safe Drinking Water; HAR 11-20 Potable Drinking Water; HAR 11-54 Water Quality Standards;42 CFR Ch IV Part 493 (CLIA); HAR Title 11 Chap 110.1
SLD	The Kauai District Health Laboratory provides laboratory support services to the various medical and environmental programs within the Department of Health and to physicians, institutions, and other health care agencies for the diagnosis and control of communicable diseases. The laboratory does testing to monitor drinking water and recreational waters. We are part of the investigation team performing laboratory analysis in suspected foodborne outbreaks. We are certified to pack and ship biological and chemical agents in suspected bioterrorism incidents. We perform the Leptospira Microscopic Agglutination Test (MAT) and leptospira cultures.	Conducts Leptospirosis serology testing statewide; Conducts food response testing, drinking Water, and recreational water testing for bacteria; Complies with Chapter 342D, Hawaii Revised Statutes, and federal EPA regulations such as Clean Water Act, Safe Drinking Water Act, and federal CMS Clinical Laboratory Improvement Amendments (CLIA). Certified to pack and ship hazardous samples for identification. Ability to respond to emergencies & disasters, & public health protection for Kauai County.	HTH710/MN	Safe Drinking Water Act of 1974, amended in 1986 & 1996; 40CFR141National Primary Drinking Water Regulations; HAR 11-19 Emergency Plan for Safe Drinking Water; HAR 11-20 Potable Drinking Water; HAR 11-54 Water Quality Standards;42 CFR Ch IV Part 493 (CLIA); HAR Title 11 Chap110.1

Department of Health
Functions

Table 1

Division	Description of Function	Activities	Prog ID(s)	Statutory Reference
OHCA	OHCA conducts Medicare certification and state licensing surveys of Medicare/Medicaid eligible health care facilities on behalf of federal CMS and according to state law; conducts state licensing of medical marijuana dispensaries; conducts state licensing surveys of community care foster family homes, home and community-based case management, and adult day care facilities; performs state licensure of dietitians; conducts state licensing surveys, inspections, and complaint investigations of health care facilities; posts online of inspection reports for adult day health centers, adult day care centers, community care foster family homes, developmental disabilities domiciliary homes, developmentally disabled adult foster homes, long-term care facilities and special treatment facilities; and manages accounts for licensing fees and fines of dietitians, medical marijuana dispensaries, and health care facilities.	<ul style="list-style-type: none"> - Onsite inspections - Complaint investigations - Issue initial licenses and license renewals - Investigate unlicensed activities - Issue findings, require corrective actions - Interact with federal, state, county, and private agencies 	HTH720/MP	HRS §321-1.4; HRS §321-1.8; HRS §321-11; HRS§ 321-11.2; HRS §321-11.5; HRS §321.14.5; HRS §321 - 14.8; HRS §321-15.6; HRS §321-15.6; HRS §321-15.61; HRS §321-15.62; HRS §321-15.9; HRS §321-16.5; HRS §321-16.6; HRS §321-482; HRS §321-483; HRS §329D; HRS §346-53 (c) (d); HRS §448B; HRS §448B-9; HRS §448B-10; §448B-11; HRS §329D; U.S. Department of Health and Human Services (DHHS) Centers for Medicare and Medicaid Services (CMS) under the Social Security Act, Section 1864 (1864 Agreement) and under various sections of 42 Code of Federal Regulations (CFR); HAR §11 to §79; HAR §89; HAR §90; HAR §91; HAR §93; HAR §94.1; HAR §95 to §99; HAR §100.1; HAR §110.1; and HAR §104.1.
EMSIPSB	Injury Prevention and Control (Function 1)	Provides a comprehensive array of injury prevention and control programs that include, but are not limited to motor vehicle safety, pedestrian safety, falls and suicide prevention using a spectrum of strategies working through established partnerships and coalitions in communities statewide.	HTH730/MT	§321-22.5, HRS.
EMSIPSB	Emergency Medical Services (Function 2)	Functions supported by the EMS Special Fund include those described for A funds while the Trauma System Special Fund supports the development of the statewide trauma system through support of trauma centers and other necessary components.	HTH730/MQ	§321-221 to 235 and §321-22.5, HRS.
OHSM	OHSM is responsible for the following regulatory functions: Permits to dispose of dead bodies, Permits to disinter human remains, Licenses to Marry, Commissions to perform marriages, Issue Certified Copies of birth, death, and marriage records which allows individuals to obtain social security card, driver license, passport, state ID and other government documents.	Operate a statewide system of public health statistics including the collection, filing, amending and issuing of certified copies of birth, death, fetal death, marriage, and civil union records, and other related activities.	HTH760/MS	Chapter 338, HRS.
OHSM	OHSM specially funded activities include the modernization of the statewide vital statistics system by enhancing existing electronic registration and implementing new systems that are currently paper-based to provide increased customer service.	The modernization of the statewide vital statistics system by enhancing existing electronic registration and implementing new systems that are currently paper-based to provide increased customer service.	HTH760/MS	Chapter 338, HRS.

Department of Health
Functions

Table 1

Division	Description of Function	Activities	Prog ID(s)	Statutory Reference
OHSM	OHSM federally funded activities include contract deliverables to the federal government for timely and high quality statewide vital statistics on number of births, deaths, fetal deaths, abortions (NCHS/CDC) and enumeration of births for social security numbers and fact of death for the termination of social security benefits (Social Security Administration).	Contract deliverables to the federal government for timely and high quality statewide vital statistics on number of births, deaths, fetal deaths, abortions (NCHS/CDC) and enumeration of births for social security numbers and fact of death for the termination of social security benefits (Social Security Administration)	HTH760/MS	
EMD	EMD is responsible for implementing and maintaining statewide programs for controlling air and water pollution, for assuring safe drinking water, and for the proper management of solid and hazardous waste. The division also regulates the state's wastewater.	In order to protect public health and the environment, the EMD plans, organizes, directs, implements, and enforces the laws and rules relating to air and drinking water quality, pollution of our beaches and streams, handling of solid and hazardous waste, operations of wastewater systems, and loans to counties to upgrade their water and wastewater systems.	HTH840/FE	Clean Air Act, Clean Water Act, Safe Drinking Water Act, Resource Conservation and Recovery Act; HRS: 321-11(21), 321 Part IV, 339K, 340A, 340E and 342; HAR: Title 11 Chs. 11-19 Emergency Plan for Safe Drinking Water, 11-20 Potable Water, 11-21 Cross Connection and Backflow Control, 11-23 Underground Injection Control, 11-54 Water Quality Standards, 11-55 Water Pollution Control, 11-57 Sewage Treatment, 11-58 Solid Waste Management Control, 11-59 Ambient Air Quality Standards, 11-60 Air Pollution Control, 11-61 Certification Standards for Personnel Operating Wastewater Treatment Plants.

Department of Health
Functions

Table 1

Division	Description of Function	Activities	Prog ID(s)	Statutory Reference
EMD	Assures clean, safe air to breathe by evaluating, monitoring, and regulating sources of air pollution. Implements and enforces State and federal air pollution laws and regulations and maintains the statewide ambient air quality monitoring network. Protects public health and prevents the degradation of Hawaii's air quality and quality of life.	Reviews air applications and issues air permits of potential air pollution stationary sources. Evaluates, through application of dispersion modeling, the potential impact of an air pollution source on ambient air quality. Evaluates the control technology, operations, and fuels consumed to assess the types and potential air emissions from the various sources. Compiles and maintains a statewide air emissions inventory for the air pollution sources. Monitors the activities of the stationary sources for compliance with the applicable rules and permit conditions. Recommends enforcement action where violations have occurred. Conducts annual inspections of major sources and investigates incidents and complaints. In conjunction with the Air Laboratory, establishes and maintains the ambient air monitoring network and conducts special air monitoring studies as necessary. Compiles, assesses, and manages the data retrieved from the monitoring stations producing applicable graphs and reports. Initiates case development of alleged violations, determines the penalty, drafts and issues the notice of violation, and assists and participates in the conference, hearing, and legal process. Assesses, proposes, or comments on corrective measures, settlement agreements, penalties, and administrative or court actions. Conducts "smoke reading" training classes to provide continuing certification of inspectors in the technique of evaluating visible smoke.	HTH840/FF	Clean Air Act; HRS Chapters 342B Air Pollution Control and 342C Ozone Layer Protection; HAR Title 11, Chapters 11-59 Ambient Air Quality Standards and 11-60 Air Pollution Control.

Department of Health
Functions

Table 1

Division	Description of Function	Activities	Prog ID(s)	Statutory Reference
EMD	Protects residents and visitors by regulating known sources of ocean and fresh water pollution; manages and alerts public to factors that threaten clean water; implements Clean Water Act.	Administers the National Pollutant Discharge Elimination System (NPDES) permit program and the federal Small Business Loan Program for the U.S. Environmental Protection Agency. Issues Clean Water Act Section 401 Water Quality Certifications for federal permits for construction in nearshore and inland waters. Oversees the City and County of Honolulu in administering the Publicly Owned Treatment Works Pre-Treatment Program. Identifies sources of water pollution through area surveillance, routine inspections, and complaint investigations. Evaluates the impact of water pollutants on public health. Determines compliance with rules via source testing, water sampling, and special studies. Analyzes water quality and operational data to determine degree of non-compliance. Determines compliance with permit conditions via site inspection, source testing and special studies. Initiates corrective measures through administrative or court actions. Fosters partnerships with other agencies involved in nonpoint source pollution control. Promotes community-based watershed management through education and voluntary compliance with environmental management standards. Provides federal funding for demonstration of best management practice (BMP) projects from the public and private sectors relating to nonpoint source control. Encourages and supports programs for environmental education.	HTH840/FG	Clean Water Act, PL 95-217; HRS Chapters 342D and 342E; HAR, Title 11, Chapters 11-54 Water Quality Standards and 11-55 Water Pollution Control.
EMD	Safeguards public health by protecting Hawaii's drinking water sources (surface water and groundwater) from contamination and assures that owners and operators of public water systems provide safe drinking water to the community.	Assures safe drinking water and public health protection through the regulation and monitoring of public water systems, operator certification, backflow prevention and cross connection control, provision of low-interest construction loans for water infrastructure improvements; protecting drinking water sources by implementing underground injection control, ground, and source water protection programs.	HTH840/FH	Safe Drinking Water Act, HRS: Ch 342E Safe Drinking Water, 340F Mandatory Certification of Personnel in Water Treatment Plants; HAR: Title 11, Chs 11-19 Emergency Plan for Safe Drinking Water, 11-20 Rules Relating to Public Water Systems, 11-21 Cross-Connection and Backflow Control, 11-23 Underground Injection Control, 11-25 Rules Relating to Certification of Public Water System Operators, 11-65 Environmental State Revolving Funds

Department of Health
Functions

Table 1

Division	Description of Function	Activities	Prog ID(s)	Statutory Reference
EMD	Prevents the release of pollutants that endanger people and the environment, and rehabilitates contaminated lands. Assures proper management of solid and hazardous waste through aggressive enforcement of environmental laws and regulations, promotion of pollution prevention and waste minimization, and development of proactive partnerships with waste generators and the regulated community.	Regulates the generation, transportation, treatment, storage, and disposal of hazardous waste. Regulates the management of solid waste and landfills. Assists businesses and the public of Hawaii in reduction and prevention of waste generation at the source. Regulates underground storage tanks that store petroleum or hazardous substances. Monitors and evaluates the effects of pollutants on ambient conditions throughout the state. Investigates complaints, inspects sources, and initiates appropriate action to correct violations.	HTH840/FJ	Resource Conservation and Recovery Act, PL 94-580; HRS Ch 342 Parts G, H, I, J, L; HAR: Title 11 Ch 11-58-1 Solid Waste Management Control, Chs 11-260, 261, 262, 263, 264, 265, 266, 268, 270, 271, 279, and 280 Hazardous Waste Management, Ch 11-281 Underground Storage Tanks, and Ch 11-282 Deposit Beverage Container Recycling.
EMD	Administers statewide functions relating to water pollution control, wastewater treatment works program, water and wastewater sludge reuse, individual wastewater systems program, and the water pollution control revolving fund program that funds low-cost construction loans for wastewater treatment and collection system construction. By helping local governments and other applicants improve and expand their water pollution control facilities, the Wastewater Branch plays a very vital role in economic development and the development of jobs within Hawaii's communities.	Regulates the generation, treatment, storage, and disposal of wastewater and wastewater sludge. Regulates wastewater, wastewater reclamation, and wastewater sludge treatment facilities that are not covered under a NPDES permit. Regulates individual wastewater systems, which include cesspools and septic systems. Investigates complaints, inspects wastewater treatment facilities and individual wastewater systems, and initiates formal enforcement action to correct violations. Manages the water pollution control revolving fund program that provides low-interest construction loans to the counties for eligible water pollution control projects.	HTH840/FK	HAR Ch 11-62 Wastewater Systems
EMD	State Lab Division's Air Surveillance and Analysis Section provides the Clean Air Branch with technical and laboratory support.	Sampling of the ambient air, maintaining statewide air monitoring stations, and processing and reporting on the data.	HTH840/FO	
EHA	Deputy Director is responsible for overseeing all programs within the Environmental Health Administration. Program also includes Compliance Assistance Office, Environmental Information Manager, and Hearings Officer.	Establish and implement policies for environmental programs to prevent and/or reduce to acceptable levels environmental pollution and to protect the community from unsanitary or hazardous conditions.	HTH849/FA	
EHA	Plan, direct, and review fiscal and personnel planning, programming, and budgeting activities for the Environmental Health Administration. Provides administrative, budgetary, fiscal, and human resources services for the Environmental Health Services Division, Environmental Management Division, and Environmental Health Administration staff offices.	Monitors budgets and expenditures; prepares budget requests; maintains master schedule of federal grants, contracts, and time and effort reporting system to allocate personnel costs; reconciles revenue; provides procurement guidance and assistance; prepares financial reports for federal grants; provides guidance and assistance in all areas of human resources management; reviews and analyzes programs and resource needs; prepares reorganization proposals; reviews legislation for fiscal content; coordinates facilities requirements; performs financial functions for revolving loan programs that fund construction of water pollution control and drinking water system infrastructure.	HTH849/FB	

Department of Health
Functions

Table 1

<u>Division</u>	<u>Description of Function</u>	<u>Activities</u>	<u>Prog ID(s)</u>	<u>Statutory Reference</u>
EHA	Provide short- and long-term planning, information management, and program evaluation services for all programs in the Environmental Health Administration.	Applies for and manages grants in support of risk-based strategic planning for Environmental Health Administration programs; develops program goals and performance indicators; coordinates with other agencies; liaison with legislature; provides environmental mapping services. Reviews, disseminates, and comments on proposed land/ocean projects with real or potential environmental implications.	HTH849/FC	
EHA	Provide the evaluation and surveillance of environmental hazards and emergency and other response to and remediation of environmental agents.	Maintains 24-hour emergency response for releases of oil, hazardous materials; enforces Hawaii State Contingency Plan for environmental response; investigates adverse health effects; prepares risk assessments. Implements response and prevention programs relevant to releases of hazardous substances affecting Hawaii's natural resources.	HTH849/FD	Chapters 128D and 128E, HRS; federal statutes: Comprehensive Environmental Response, Compensation, and Liability Act (CERCLA) [aka Superfund]; Emergency Planning and Community Right-to-Know Act; Oil Pollution Act.
OEQC	Serves Governor in an advisory capacity on all matters relating to environmental quality control.	Publishes bulletin of environmental assessments and environmental impact statements (EIS); advises applicants, state and county agencies, and public on EIS process; supports operations of State Environmental Council; and when delegated by governor, coordinates and directs state agencies on matters of environmental quality control.	HTH850/FS	HRS Chapter 341.
EOA	To enable older persons to live, to the greatest extent possible, healthy, dignified and independent lives by assuring an accessible, responsive and comprehensive system of services.	Advocacy, planning, coordination, research and evaluation.	HTH904/AJ	Older Americans Act of 1965, as amended in 2006 (P.L. 109-365), 45CFR 1321.7, and HRS 349.
DD Council	Develops 5-year state plan that addresses services and supports for persons with intellectual and developmental disabilities (IDD)	Conduct meetings to get input from individuals with intellectual and developmental disabilities, family members, public and private providers, etc. on the development and implementation of the state plan.	HTH905/AH	Chapter 333E, HRS & P.L. 106-42
DD Council	Provides advocacy, capacity building, and systems change activities.	Conduct outreach, education and training to persons with IDD, families, policymakers and others; provide technical assistance, coordination, system design/redesign; development of coalitions; informing policymakers, and demonstration of new approaches to best practices in the area of intellectual and developmental disabilities.	HTH905/AH	Chapter 333E, HRS & P.L. 106-42

Department of Health
Functions

Table 1

<u>Division</u>	<u>Description of Function</u>	<u>Activities</u>	<u>Prog ID(s)</u>	<u>Statutory Reference</u>
DD Council	Provides staff and other resources to support the Self-Advocacy Advisory Council (SAAC) and to establish a statewide self-advocacy network.	Planning and coordination of statewide self-advocacy activities, outreach and leadership training and educational events for the Self-Advocacy Advisory Council and establishing a statewide self-advocacy network that is comprised of individuals with intellectual and developmental disabilities [I/DD] (self-advocates). Provides support to SAAC for their membership meetings, and activities such as trainings in leadership skills, eligibility for services, transition, access to services, budgeting, emergency preparedness, self-advocacy, etc.; leadership retreat, leadership summit, etc. Provides outreach and self-advocacy leadership training, to increase knowledge base, develop leadership skills, empower themselves and others to take control over their lives, engage in leadership roles, and participate as a significant stakeholder in the development and implementation of county, state and federal policies and programs that promote person-centered planning, self-directed services, self-determination, community inclusion and integration, and consumer satisfaction for people with I/DD.	HTH905/AH	Chapter 333E, HRS & P.L. 106-42
SHPDA	Responsibility for promoting accessibility for all the people of the State to quality health care services at a reasonable cost.	1. Administration of Certificate of Need (CON) Process; 2. Organizing and providing staff support to six subarea health councils (SAC) and the State Health Coordinating Council (SHCC); 3. Development of the State Health Services and Facilities Plan; 4. Preparation of the Health Care Utilization Report.	HTH906/AC	HRS, Chapter 323D
DO	Dept Gen Admin-Director's Office & Comm Off	Director's Office provides leadership and determines overall policy and planning for the department.	HTH907/AA	
ASO	Dept Gen Admin-ASO	Provides fiscal, budget and facilities support for the entire department. Budget also includes utilities for DOH facilities.	HTH907/AB	
HRO	Dept Gen Admin-Personnel	Responsible for departmental personnel management and administration, developing and establishing personnel policies, plans, precedents, practices and procedures. Service all managers and employees in programs statewide in the areas of labor relations; position classification and compensation; recruitment and examination; training, safety and employee relations; and employee benefits/transactions.	HTH907/AD	
OPPPD	Preventive Health/Health Svcs BG	Plan, implement and evaluate activities as described in the annual work plan submitted to CDC. Oversee all aspects of PHHSBG administration. Develop special projects, as directed by the PHHSBG Advisory Committee and the Director of Health. Program is 100% federally-funded.	HTH907/AE	Public Health Service Act, Public Law 102-53 (Federal Statute).

Department of Health
Functions

Table 1

<u>Division</u>	<u>Description of Function</u>	<u>Activities</u>	<u>Prog ID(s)</u>	<u>Statutory Reference</u>
HISO	Deptl Gen Admin-Hth Info Syst Ofc	Manage, support, and trouble shoot information technology related equipment, services, and systems. Examples of services and systems supported: Email, Internet access, DOH internet web site, DOH SharePoint / intranet web site, Video Conferencing, Data Network infrastructure, security systems (anti-virus, anti-spyware, anti-spam, password/access rights), User PC's, Application systems (FAMIS, PO, G1, Legislative Tracking, vital records, client tracking/billing, Disease surveillance, Immunization, emergency response, etc.)	HTH907/AG	
DHO HI	Deptl Gen Admin-Hawaii District	Provides, local, administrative, fiscal, personnel, and office support to the District Health Officer and ten (10) programs on the island ensuring compliance with State and Departmental procedures. Also represents the Director of Health and is the local contact for the Hawaii County Jurisdiction.	HTH907/AL	HRS Title 19, Chapter 321-2 & Chapter 338-2
DHO M	Deptl Gen Admin-Maui District	Provides, local, administrative, fiscal, personnel, and office support to the District Health Officer and programs on the island ensuring compliance with State and Departmental procedures.	HTH907/AM	HRS Title 19, Chapter 321-2 & Chapter 338-2
DHO K	Deptl Gen Admin-Kauai District	Under the general guidance of the Director & Deputy Director of Health and using the staff resources on Kauai (with technical support from the relevant parent Divisions), carries out vital public health programs and services within the County of Kauai. This involves actual program delivery & coordination with the Mayor, other local agencies/officials, the hospitals, Emergency Response System & multiple other local constituencies, to keep Kauai healthy.	HTH907/AN	HRS Title 19, Chapter 321-2 & Chapter 338-2
OPPPD	Office of Planning, Policy and Program Development	Internal service unit coordinating departmental legislative relations and policy making, facilitating administrative rules, monitoring compliance, privacy, and information security, strategic planning, grants administration and technical support, and special program development.	HTH907/AP	
OPPPD	Office of Planning, Policy and Program Development - Special Projects	Funds were originally appropriated for Felix coordination.	HTH907/AE	
AAO	Deptl Gen Admin-Affirm Action	The Affirmative Action Officer is the department's required (federal/state law, regulation & agreement) resource/coordinator on nondiscrimination issues in employment/services. Includes issues such as reasonable accommodation, unlawful harassment, language access, program accessibility for persons with disabilities and related policy and training. Office is CDC Public Health Training Network satellite/videoconference coordinator and ORR refugee health coordinator.	HTH907/AF	HRS Chapter 371 Part 2; EO 97-06; ; 42 USC 1210, 45 CFR Part 84, & 28 CFR Part 35; and 42 USC 2000, 45 CFR 80 & EO 13166 are primary.

Department of Health
Functions

Table 1

<u>Division</u>	<u>Description of Function</u>	<u>Activities</u>	<u>Prog ID(s)</u>	<u>Statutory Reference</u>
OLA	Provide oversight, central coordination, and technical assistance to state agencies and state-funded entities in the implementation of language access requirements under Hawaii and federal laws, rules and guidances.	Conduct workshops to mandated agencies on language access requirements under Title VI and HRS 321C. Assist agencies in developing language access plans. Review and evaluate language access plans in consultation with the language access advisory council. Monitor compliance of agencies through periodic site visits and/or desk reviews; issue findings or recommendations, and any corrective actions.	HTH908/AR	HRS 321C
OLA	Consult with State language access coordinators, language access advisory council, and department heads.	Coordinate and facilitate monthly meetings with advisory council; quarterly meetings with State language access coordinators; and department directors or designees as necessary.	HTH908/AR	HRS 321C
OLA	Create and distribute multilingual materials to help State agencies and covered entities to effectively communicate with limited English proficient (LEP) persons.	Create/distribute language identification posters and notices; "I Speak" cards; multilingual taglines regarding free interpretation and translation services; informational brochures on rights to language access, process/procedures for complaints, etc.	HTH908/AR	HRS 321C
OLA	Resolve public complaints to eliminate language access barriers for limited English proficient (LEP) persons.	Review and investigate public complaints; attempt resolution through informal means such as conciliation, conference, mediation or persuasion.	HTH908/AR	HRS 321C
OLA	Administer a statewide language access resource center.	Maintain a publicly available roster of language interpreters and translators; train agencies on obtaining language assistance services and how to work effectively with LEP persons and interpreters/translators; coordinate efforts that promote the recruitment and retention of language interpreters and translators working in the State; coordinate, facilitate, organize or publicize training opportunities to develop or advance skills of interpreters/translators; collaborate and partner with various agencies and stakeholders to develop process/mechanism for testing interpreters/translators and bilingual staff; organize and facilitate annual conferences or forums to educate government and nonprofit/private agencies and entities and the general public on various topics/issues relating to language access; and conduct public awareness campaigns thru radio, print and other media regarding language access law and related topics.	HTH908/AR	HRS 321C

Department of Health
Department-Wide Totals

Table 2

Fiscal Year 2017				
Act 124/16 Appropriation	Restriction	Emergency Appropriations	Total FY17	MOF
\$ 453,510,089.00	\$ (5,629,540.00)		\$ 447,880,549.00	A
\$ 202,225,711.00			\$ 202,225,711.00	B
\$ 91,883,932.00			\$ 91,883,932.00	N
\$ 60,153,195.00			\$ 60,153,195.00	P
\$ 3,884,641.00			\$ 3,884,641.00	U
\$ 211,109,122.00			\$ 211,109,122.00	W
\$ 1,022,766,690.00	\$ (5,629,540.00)	\$ -	\$ 1,017,137,150.00	Total
Fiscal Year 2018				
Act 124/16 Appropriation	Reductions	Additions	Total FY18	MOF
\$ 453,510,089.00		\$ 26,857,433.00	\$ 480,367,522.00	A
\$ 202,225,711.00		\$ 1,401,009.00	\$ 203,626,720.00	B
\$ 91,883,932.00		\$ 41,774,804.00	\$ 133,658,736.00	N
\$ 60,153,195.00		\$ 11,680,099.00	\$ 71,833,294.00	P
\$ 3,884,641.00		\$ 122,664.00	\$ 4,007,305.00	U
\$ 211,109,122.00		\$ 353,530.00	\$ 211,462,652.00	W
\$ 1,022,766,690.00	\$ -	\$ 82,189,539.00	\$ 1,104,956,229.00	Total
Fiscal Year 2019				
Act 124/16 Appropriation	Reductions	Additions	Total FY19	MOF
\$ 453,510,089.00		\$ 29,864,319.00	\$ 483,374,408.00	A
\$ 202,225,711.00		\$ 1,465,098.00	\$ 203,690,809.00	B
\$ 91,883,932.00	\$ (2,160,575.00)		\$ 89,723,357.00	N
\$ 60,153,195.00		\$ 11,485,170.00	\$ 71,638,365.00	P
\$ 3,884,641.00		\$ 122,664.00	\$ 4,007,305.00	U
\$ 211,109,122.00		\$ 353,530.00	\$ 211,462,652.00	W
\$ 1,022,766,690.00	\$ (2,160,575.00)	\$ 43,290,781.00	\$ 1,063,896,896.00	Total

Department of Health
Program ID Totals

Table 3

Prog ID	Program Title	MOF	As budgeted in Act 124/16 (FY17)			Governor's Submittal (FY18)				Governor's Submittal (FY19)			
			Pos (P)	Pos (T)	\$\$\$	Pos (P)	Pos (T)	\$\$\$	Percent Change of \$\$\$\$	Pos (P)	Pos (T)	\$\$\$	Percent Change of \$\$\$\$
HTH100	Communicable Disease Svcs	A	249.87	3.30	\$ 26,124,487	249.00	3.30	\$ 27,506,844	5.3%	249.00	3.30	\$ 27,506,844	5.3%
		B	1.00	4.00	\$ 518,226	1.00	6.00	\$ 662,761	27.9%	1.00	6.00	\$ 726,850	40.3%
		N	-	2.00	\$ 4,572,267	-	2.00	\$ 4,572,267	0.0%	-	2.00	\$ 4,572,267	0.0%
		P	16.00	40.50	\$ 5,008,971	16.00	40.50	\$ 5,008,971	0.0%	16.00	40.50	\$ 6,930,777	38.4%
		U	-	1.00	\$ 142,627	-	1.00	\$ 178,291	25.0%	-	1.00	\$ 178,291	25.0%
HTH131	Disease Outbreak Control	A	20.60	-	\$ 1,775,150	22.60	-	\$ 1,871,731	5.4%	22.60	-	\$ 1,922,731	8.3%
		N	31.40	37.00	\$ 11,215,072	31.40	37.00	\$ 48,415,072	331.7%	31.40	37.00	\$ 11,215,072	0.0%
		P	-	17.00	\$ 1,819,639	-	17.00	\$ 5,330,590	192.9%	-	17.00	\$ 4,895,488	169.0%
HTH420	Adult Mental Hth - Outpatient	A	152.50	194.00	\$ 60,895,203	152.50	194.00	\$ 62,304,030	2.3%	152.50	194.00	\$ 62,304,030	2.3%
		B	-	-	\$ 11,610,000	-	-	\$ 11,610,000	0.0%	-	-	\$ 11,610,000	0.0%
		N	-	5.00	\$ 1,632,230	-	5.00	\$ 1,632,230	0.0%	-	5.00	\$ 1,632,230	0.0%
HTH430	Adult Mental Hth - Inpatient	A	639.00	27.00	\$ 73,046,858	639.00	27.00	\$ 74,650,585	2.2%	639.00	27.00	\$ 74,650,585	2.2%
HTH440	Alcohol & Drug Abuse	A	25.00	1.00	\$ 18,996,527	28.00	1.00	\$ 20,155,140	6.1%	28.00	1.00	\$ 20,155,140	6.1%
		B	-	-	\$ 750,000	-	-	\$ 750,000	0.0%	-	-	\$ 750,000	0.0%
		N	3.00	2.00	\$ 8,346,657	-	-	\$ 8,469,866	1.5%	-	-	\$ 8,469,866	1.5%
		P	-	4.50	\$ 3,342,945	-	6.50	\$ 11,801,996	253.0%	-	6.50	\$ 5,168,496	54.6%
HTH460	Child & Adolescent Mental Hth	A	160.00	25.00	\$ 41,603,992	160.00	25.00	\$ 43,151,785	3.7%	160.00	25.00	\$ 43,424,785	4.4%
		B	17.00	6.00	\$ 15,070,731	17.00	6.00	\$ 15,093,233	0.1%	17.00	6.00	\$ 15,093,233	0.1%
		N	-	-	\$ 969,261	-	5.00	\$ 1,580,536	63.1%	-	5.00	\$ 1,270,111	31.0%
		P	-	22.00	\$ 3,116,938	-	14.50	\$ 2,034,901	-34.7%	-	8.50	\$ 2,223,325	-28.7%
		U	-	2.00	\$ 2,281,992	-	2.00	\$ 2,281,992	0.0%	-	2.00	\$ 2,281,992	0.0%
HTH495	Behavioral Hth Admin	A	46.50	51.50	\$ 6,701,937	46.50	51.50	\$ 6,821,477	1.8%	46.50	51.50	\$ 6,821,477	1.8%
		N	-	-	\$ -	-	-	\$ -	-	-	-	\$ -	-
		P	-	1.00	\$ 137,363	-	1.00	\$ 137,363	0.0%	-	1.00	\$ 137,363	0.0%
HTH501	Developmental Disabilities	A	206.75	12.00	\$ 76,035,559	213.75	6.00	\$ 79,021,995	3.9%	213.75	6.00	\$ 83,414,513	9.7%
		B	3.00	-	\$ 1,038,992	3.00	-	\$ 1,053,448	1.4%	3.00	-	\$ 1,053,448	1.4%
HTH520	Disability & Comm Access Bd	A	5.00	5.00	\$ 1,017,631	12.00	-	\$ 1,059,415	4.1%	12.00	-	\$ 1,087,915	6.9%
		B	7.00	-	\$ 952,734	7.00	-	\$ 915,094	-4.0%	7.00	-	\$ 915,094	-4.0%
		U	2.00	-	\$ 280,848	2.00	-	\$ 286,003	1.8%	2.00	-	\$ 286,003	1.8%
HTH560	Family Health	A	107.00	3.50	\$ 26,950,700	108.00	3.50	\$ 29,378,474	9.0%	108.00	3.50	\$ 29,421,552	9.2%
		B	14.00	3.00	\$ 18,335,234	14.00	3.00	\$ 18,391,507	0.3%	14.00	3.00	\$ 18,391,507	0.3%
		N	170.00	16.50	\$ 48,282,212	168.50	14.50	\$ 52,379,172	8.5%	168.50	14.50	\$ 48,064,572	-0.5%
		P	7.50	15.25	\$ 18,785,205	9.00	19.00	\$ 19,626,935	4.5%	9.00	19.00	\$ 23,367,003	24.4%
		U	-	-	\$ 203,441	-	-	\$ 203,441	0.0%	-	-	\$ 203,441	0.0%
HTH590	Tobacco Settlement	A	38.50	7.00	\$ 950,000	38.50	7.00	\$ 6,573,626	592.0%	38.50	7.00	\$ 6,573,626	592.0%
		B	-	-	\$ 48,656,356	-	-	\$ 48,656,356	0.0%	-	-	\$ 48,656,356	0.0%
		N	-	-	\$ -	-	-	\$ -	-	-	-	\$ -	-
		P	10.50	24.50	\$ 13,046,023	10.50	24.50	\$ 13,046,023	0.0%	10.50	24.50	\$ 13,046,023	0.0%

Department of Health
Program ID Totals

Table 3

		U	-	-	\$ 610,000	-	-	\$ 610,000	0.0%	-	-	\$ 610,000	0.0%
HTH595	Health Resources Admin	A	2.00	-	\$ 202,369	2.00	-	\$ 203,309	0.5%	2.00	-	\$ 203,309	0.5%
		B	-	-	\$ -	-	-	\$ -	-	-	-	\$ -	-
HTH610	Environmental Health Svcs	A	122.00	-	\$ 7,809,575	136.00	-	\$ 8,497,319	8.8%	136.00	-	\$ 8,369,199	7.2%
		B	22.00	-	\$ 2,353,130	22.00	-	\$ 2,706,392	15.0%	22.00	-	\$ 2,706,392	15.0%
		N	2.00	-	\$ 158,000	2.00	-	\$ 158,000	0.0%	2.00	-	\$ 158,000	0.0%
		P	4.00	-	\$ 316,000	2.00	-	\$ 221,176	-30.0%	2.00	-	\$ 221,176	-30.0%
		U	3.00	-	\$ 191,279	3.00	-	\$ 231,850	21.2%	3.00	-	\$ 231,850	21.2%
HTH710	State Laboratory Svcs	A	72.00	1.00	\$ 7,405,814	72.00	1.00	\$ 7,684,038	3.8%	72.00	1.00	\$ 7,684,038	3.8%
		P	-	4.00	\$ 470,000	-	3.00	\$ 390,000	-17.0%	-	3.00	\$ 390,000	-17.0%
HTH720	Health Care Assurance	A	22.40	-	\$ 2,223,565	24.40	2.00	\$ 2,502,181	12.5%	24.40	2.00	\$ 2,610,719	17.4%
		B	-	-	\$ 421,000	5.00	-	\$ 1,311,000	211.4%	5.00	-	\$ 1,311,000	211.4%
		N	-	-	\$ -	-	-	\$ -	-	-	-	\$ -	-
		P	16.60	-	\$ 2,551,075	16.60	-	\$ 2,553,901	0.1%	16.60	-	\$ 2,553,901	0.1%
		U	-	-	\$ -	-	-	\$ -	-	-	-	\$ -	-
HTH730	Emergency Med & Prev Svcs	A	13.00	1.40	\$ 66,302,695	13.00	1.40	\$ 67,315,240	1.5%	13.00	1.40	\$ 67,501,363	1.8%
		B	-	6.00	\$ 22,230,234	-	6.00	\$ 22,230,234	0.0%	-	6.00	\$ 22,230,234	0.0%
		N	-	-	\$ -	-	-	\$ -	-	-	-	\$ -	-
		P	-	2.00	\$ 840,000	-	3.00	\$ 630,000	-25.0%	-	3.00	\$ 630,000	-25.0%
HTH760	Health Status Monitoring	A	32.50	-	\$ 1,527,496	32.50	-	\$ 1,626,893	6.5%	32.50	-	\$ 1,626,893	6.5%
		B	1.00	3.00	\$ 660,466	1.00	3.00	\$ 662,587	0.3%	1.00	3.00	\$ 662,587	0.3%
		N	-	-	\$ -	-	-	\$ -	-	-	-	\$ -	-
		P	3.00	-	\$ 432,300	3.00	-	\$ 432,300	0.0%	3.00	-	\$ 432,300	0.0%
HTH840	Environmental Management	A	64.00	-	\$ 4,609,910	67.00	-	\$ 4,873,233	5.7%	67.00	-	\$ 4,949,391	7.4%
		B	63.00	5.00	\$ 79,259,337	63.00	5.00	\$ 79,391,866	0.2%	63.00	5.00	\$ 79,391,866	0.2%
		N	33.60	2.00	\$ 8,581,434	33.60	2.00	\$ 8,349,896	-2.7%	33.60	2.00	\$ 6,239,542	-27.3%
		P	10.40	4.00	\$ 2,190,144	10.40	4.00	\$ 1,935,144	-11.6%	10.40	4.00	\$ 1,935,144	-11.6%
		U	2.00	-	\$ 174,454	2.00	-	\$ 235,454	35.0%	2.00	-	\$ 235,454	35.0%
		W	31.00	-	\$ 208,646,369	31.00	-	\$ 208,801,050	0.1%	31.00	-	\$ 208,801,050	0.1%
HTH849	Environmental Health Admin	A	21.00	1.25	\$ 3,956,388	22.00	1.25	\$ 3,991,773	0.9%	22.00	1.25	\$ 3,616,159	-8.6%
		B	0.50	-	\$ 48,271	0.50	-	\$ 77,234	60.0%	0.50	-	\$ 77,234	60.0%
		N	3.40	0.60	\$ 575,500	3.40	0.60	\$ 575,500	0.0%	3.40	0.60	\$ 575,500	0.0%
		P	13.10	2.15	\$ 3,756,874	13.10	2.15	\$ 2,814,366	-25.1%	13.10	2.15	\$ 4,430,741	17.9%
		W	14.00	-	\$ 2,462,753	14.00	-	\$ 2,793,662	13.4%	14.00	-	\$ 2,793,662	13.4%
HTH850	Off of Environmental Quality Contr	A	5.00	-	\$ 382,957	6.00	-	\$ 428,800	12.0%	6.00	-	\$ 440,566	15.0%
HTH904	Executive Office on Aging	A	7.54	2.35	\$ 11,770,867	7.54	2.35	\$ 13,440,783	14.2%	7.54	2.35	\$ 13,440,783	14.2%
		N	6.46	1.00	\$ 6,997,531	6.46	2.00	\$ 6,997,531	0.0%	6.46	2.00	\$ 6,997,531	0.0%
		P	-	8.00	\$ 3,420,644	-	8.00	\$ 1,816,791	-46.9%	-	8.00	\$ 1,223,791	-64.2%
HTH905	Developmental Disabilities Council	A	1.50	1.00	\$ 246,464	2.50	-	\$ 230,932	-6.3%	2.50	-	\$ 230,932	-6.3%
		N	6.50	-	\$ 553,768	6.50	-	\$ 528,666	-4.5%	6.50	-	\$ 528,666	-4.5%
HTH906	State Hth Planning & Dev Agency	A	6.00	-	\$ 549,766	6.00	-	\$ 560,711	2.0%	6.00	-	\$ 560,711	2.0%
		B	-	-	\$ 114,000	-	-	\$ 114,000	0.0%	-	-	\$ 114,000	0.0%

Department of Health
Program ID Totals

Table 3

HTH907	General Administration	A	121.50	5.00	\$ 12,104,853	125.50	5.00	\$ 11,462,809	-5.3%	125.50	5.00	\$ 9,713,826	-19.8%
		B	-	-	\$ 207,000	-	-	\$ -	-100.0%	-	-	\$ -	-100.0%
		N	-	-	\$ -	-	-	\$ -	-	-	-	\$ -	-
		P	-	6.00	\$ 919,074	-	5.00	\$ 913,074	-0.7%	-	5.00	\$ 913,074	-0.7%
HTH908	Office of Language Access	A	3.00	-	\$ 319,326	7.00	-	\$ 445,773	39.6%	7.00	-	\$ 534,695	67.4%

**FB 17-19 BIENNium BUDGET
DEPARTMENT SUMMARY OF OPERATING BUDGET ADJUSTMENT REQUESTS
DEPARTMENT OF HEALTH**

MOF	FY 18			FY 19		
	FTE (P)	FTE (T)	\$ Amount	FTE (P)	FTE (T)	\$ Amount
A	2,144.16	341.30	448,901,463	2,144.16	341.30	448,901,463
B	128.50	27.00	202,224,703	128.50	27.00	202,224,703
N	256.36	66.10	91,883,932	256.36	66.10	91,883,932
P	81.10	150.90	57,013,432	81.10	150.90	57,013,432
R	-	-	-	-	-	-
S	-	-	-	-	-	-
T	-	-	-	-	-	-
U	7.00	3.00	3,904,367	7.00	3.00	3,904,367
W	45.00	-	211,241,182	45.00	-	211,241,182
X	-	-	-	-	-	-

TOTAL	2,662.12	588.30	1,015,169,079	2,662.12	588.30	1,015,169,079
--------------	----------	--------	---------------	----------	--------	---------------

Req Cat	B&F Code	Prog ID/Org	Dept Pri	Description	MOF	Initial Department Request						B&F Recommendation						Governor's Decisions					
						FY 18			FY 19			FY 18			FY 19			FY 18			FY 19		
						FTE (P)	FTE (T)	\$ Amount	FTE (P)	FTE (T)	\$ Amount	FTE (P)	FTE (T)	\$ Amount	FTE (P)	FTE (T)	\$ Amount	FTE (P)	FTE (T)	\$ Amount	FTE (P)	FTE (T)	\$ Amount
TRADE-OFF/TRANSFER & CONVERSION OF UNBUDGETED POSITIONS REQUESTS:																							
TO		HTH 100/KL	TO-1a	Transfer out unfunded position #99862H LPN from HTH 100/KL to HTH 100/DF	A	(0.87)		-	(0.87)		-	(0.87)			(0.87)			(0.87)					
TO		HTH 100/DF	TO-1b	Transfer in unfunded position #99862H LPN from HTH 100/KL to HTH 100/DF. Also, transfer funds within HTH 100/DF for salary.	A	0.87		-	0.87		-												
TO		HTH 100/DF	TO-1b	Transfer in unfunded position #99862H LPN from HTH 100/KL to HTH 100/DF. Also, transfer funds within HTH 100/DF for salary. Misc Differential <\$19,700> Personal Svc Adj <\$18,657> B&F DOES NOT CONCUR	A			-			-												
TO		HTH 420/HL	TO-2a	Transfer out position and funding from HTH 420/HL to HTH 420/HE to implement reorganization	A		(1.00)	(112,894)		(1.00)	(112,894)	(1.00)	(112,894)		(1.00)	(112,894)	(1.00)	(112,894)		(1.00)	(112,894)		
TO		HTH 420/HE	TO-2b	Transfer in position and funding from HTH 420/HL to HTH 420/HE to implement reorganization	A		1.00	112,894		1.00	112,894		1.00	112,894		1.00	112,894		1.00	112,894			
TO		HTH 440/HO	TO-3a	Transfer funds out from HTH440/HO to HTH 440/HU to provide funding for 1.00 position #31668. This request is tied to MOF change request for #31668 within HTH 440/HU. B&F: RECLASS TO OTHER REQUEST. RELATED TO OR-28	A																		
TO		HTH 440/HU	TO-3b	Transfer funds out from HTH440/HO to HTH 440/HU to provide funding for 1.00 position #31668. This request is tied to MOF change request for #31668 within HTH 440/HU. B&F: RECLASS TO OTHER REQUEST. RELATED TO OR-28	A																		

Req Cat	B&F Code	Prog ID/Org	Dept Pri	Description	MOF	Initial Department Request						B&F Recommendation						Governor's Decisions					
						FY 18			FY 19			FY 18			FY 19			FY 18			FY 19		
						FTE (P)	FTE (T)	\$ Amount	FTE (P)	FTE (T)	\$ Amount	FTE (P)	FTE (T)	\$ Amount	FTE (P)	FTE (T)	\$ Amount	FTE (P)	FTE (T)	\$ Amount	FTE (P)	FTE (T)	\$ Amount
TO		HTH 440/HR	TO-4a	Housekeeping - Transfer out 7.00 positions and funds from HTH440/HR to HTH440/HT (Treatment and Recovery Branch) to align with the Alcohol and Drug Abuse Division (ADAD) Reorg	A	(4.00)	-	(464,241)	(4.00)	-	(464,241)	(4.00)	-	(477,896)	(4.00)	-	(477,896)	(4.00)	-	(477,896)	(4.00)	-	(477,896)
TO		HTH 440/HR	TO-4a	Housekeeping - Transfer out 7.00 positions and funds from HTH440/HR to HTH440/HT (Treatment and Recovery Branch) to align with the Alcohol and Drug Abuse Division (ADAD) Reorg	N	(2.00)	-	(172,680)	(2.00)	-	(172,680)	(2.00)	-	(172,680)	(2.00)	-	(172,680)	(2.00)	-	(172,680)	(2.00)	-	(172,680)
TO		HTH 440/HR	TO-4a	Housekeeping - Transfer out 7.00 positions and funds from HTH440/HR to HTH440/HT (Treatment and Recovery Branch) to align with the Alcohol and Drug Abuse Division (ADAD) Reorg	P	-	(1.00)	(1,211,003)	-	(1.00)	(1,211,003)	-	(1.00)	(1,211,003)	-	(1.00)	(1,211,003)	-	(1.00)	(1,211,003)	-	(1.00)	(1,211,003)
TO		HTH 440/HT	TO-4b	Housekeeping - Transfer in 7.00 positions and funds from HTH440/HR to HTH440/HT (Treatment and Recovery Branch) to align with the Alcohol and Drug Abuse Division (ADAD) Reorg	A	4.00	-	464,241	4.00	-	464,241	4.00	-	477,896	4.00	-	477,896	4.00	-	477,896	4.00	-	477,896
TO		HTH 440/HT	TO-4b	Housekeeping - Transfer in 7.00 positions and funds from HTH440/HR to HTH440/HT (Treatment and Recovery Branch) to align with the Alcohol and Drug Abuse Division (ADAD) Reorg	N	2.00	-	172,680	2.00	-	172,680	2.00	-	172,680	2.00	-	172,680	2.00	-	172,680	2.00	-	172,680
TO		HTH 440/HT	TO-4b	Housekeeping - Transfer in 7.00 positions and funds from HTH440/HR to HTH440/HT (Treatment and Recovery Branch) to align with the Alcohol and Drug Abuse Division (ADAD) Reorg	P	-	1.00	1,211,003	-	1.00	1,211,003	-	1.00	1,211,003	-	1.00	1,211,003	-	1.00	1,211,003	-	1.00	1,211,003
TO		HTH 440/HO	TO-5a	Transfer funds out from HTH 440/HO to HTH 440/HT to provide funding for 2.00 positions (#26644 and #27863). This request is directly related to and contingent upon the approval request for Trade-Off/Transfer request to transfer 7.00 positions and funds from HTH440/HR to HTH440/HT. This request is also tied to MOF change request for #26644 and #27863 within HTH 440/HT. RECLASS TO OTHER REQUEST. RELATED TO OR-29.	A																		

Req Cat	B&F Code	Prog ID/Org	Dept Pri	Description	MOF	Initial Department Request						B&F Recommendation						Governor's Decisions					
						FY 18			FY 19			FY 18			FY 19			FY 18			FY 19		
						FTE (P)	FTE (T)	\$ Amount	FTE (P)	FTE (T)	\$ Amount	FTE (P)	FTE (T)	\$ Amount	FTE (P)	FTE (T)	\$ Amount	FTE (P)	FTE (T)	\$ Amount	FTE (P)	FTE (T)	\$ Amount
TO		HTH 440/HT	TO-5b	Transfer funds out from HTH 440/HO to HTH 440/HT to provide funding for 2.00 positions (#26644 and #27863). This request is directly related to and contingent upon the approval request for Trade-Off/Transfer request to transfer 7.00 positions and funds from HTH440/HR to HTH440/HT. This request is also tied to MOF change request for #26644 and #27863 within HTH 440/HT. RECLASS TO OTHER REQUEST. RELATED TO OR-29.	A																		
TO		HTH 460/HF	TO-6a	Housekeeping -Transfer funds from HTH 460HF Children & Adolescent MH Administration to Various Organizational Codes and within HTH 460HF	A			(138,600)			(138,600)			(138,600)			(138,600)			(138,600)			(138,600)
TO		HTH 460/HE	TO-6b	Housekeeping -Transfer funds to HTH 460HE Oahu Services Branch from HTH 460HF Children & Adolescent MH Administration and Line Items within HTH 460HE	A			9,800			9,800			9,800			9,800			9,800			9,800
TO		HTH 460/HO	TO-6c	Housekeeping -Transfer funds to HTH 460HO Other Svc Incl POS & GIA from HTH 460HF Children and Adolescent MH Administration and Line Items within HTH 460 HO	A			113,677			113,677			113,677			113,677			113,677			113,677
TO		HTH 460/HS	TO-6d	Housekeeping -Transfer funds to HTH 460HS Family Court Liaison Branch from HTH 460HF Children and Adolescent MH Administration and Line Items within HTH 460HS	A			5,000			5,000			5,000			5,000			5,000			5,000
TO		HTH 460/HV	TO-6e	Housekeeping -Transfer funds to HTH 460HV Neighbor Island Services Branch from HTH 460HF Children and Adolescent MH Administration and Line Items within HTH 460HV	A			10,123			10,123			10,123			10,123			10,123			10,123
TO		HTH 501/CM	TO-7a	Transfer funds for DD Dom services out from HTH 501/CM "Purchase of Services" to HTH 501/CN "State Match for Title XIX Program"	A			(1,157,856)			(1,157,856)			(1,157,856)			(1,157,856)			(1,157,856)			(1,157,856)
TO		HTH 501/CN	TO-7b	Transfer funds for DD Dom services in from HTH 501/CM "Purchase of Services" to HTH 501/CN "State Match for Title XIX Program"	A			1,157,856			1,157,856			1,157,856			1,157,856			1,157,856			1,157,856

Req Cat	B&F Code	Prog ID/Org	Dept Pri	Description	MOF	Initial Department Request						B&F Recommendation						Governor's Decisions					
						FY 18			FY 19			FY 18			FY 19			FY 18			FY 19		
						FTE (P)	FTE (T)	\$ Amount	FTE (P)	FTE (T)	\$ Amount	FTE (P)	FTE (T)	\$ Amount	FTE (P)	FTE (T)	\$ Amount	FTE (P)	FTE (T)	\$ Amount	FTE (P)	FTE (T)	\$ Amount
TO		HTH 560/CF	TO-8	Transfer funds from Other Personal Services for fringe to Other Current Expenses	U									(25,836)			(25,836)			(25,836)			(25,836)
		HTH 560/CF	TO-8	Transfer funds from Other Personal Services for fringe to Other Current Expenses	U									25,836			25,836			25,836			25,836
TO		HTH 849/FD	TO-9	Housekeeping request to transfer salary of deleted position to fringe benefits	P			-			-												

SUBTTLTRADE-OFF/TRNSFRS & CONV. OF UNBGT'D PSNS:

-	-	-	-	-	-	-	-	(0.87)	-	-	(0.87)	-	-	(0.87)	-	-	(0.87)	-	-	(0.87)	-	-
---	---	---	---	---	---	---	---	--------	---	---	--------	---	---	--------	---	---	--------	---	---	--------	---	---

By MOF

Request Category Legend:
TO Trade-Off/Transfer
UP Conversion of Unbudgeted Positions

	General	Special	Federal Funds	Other Federal Funds	Private	County	Trust	Inter-departmental Transfer	Revolving	Other	A	B	N	P	R	S	T	U	W	X																			
TO	-	-	-	-	-	-	-	-	-	-	(0.87)	-	-	-	-	-	-	-	-	-	(0.87)	-	-	-	-	-	-	-	-	-	-	-	-	-	-	-	-	-	-
UP	-	-	-	-	-	-	-	-	-	-	-	-	-	-	-	-	-	-	-	-	-	-	-	-	-	-	-	-	-	-	-	-	-	-	-	-	-		

Req Cat	B&F Code	Prog ID/Org	Dept Pri	Description	MOF	Initial Department Request						B&F Recommendation						Governor's Decisions					
						FY 18			FY 19			FY 18			FY 19			FY 18			FY 19		
						FTE (P)	FTE (T)	\$ Amount	FTE (P)	FTE (T)	\$ Amount	FTE (P)	FTE (T)	\$ Amount	FTE (P)	FTE (T)	\$ Amount	FTE (P)	FTE (T)	\$ Amount	FTE (P)	FTE (T)	\$ Amount
FEDERAL FUND ADJUSTMENT REQUESTS																							
FA		HTH 131/DB	FA-1	Increase MOF-N ceiling for the Hospital Preparedness Program (HPP) and Public Health Emergency Preparedness (PHEP) Aligned Cooperative Agreements	N			24,000,000						24,000,000						24,000,000			
FA		HTH 131/DC	FA-2	Increase MOF-N ceiling for the Hawaii Immunization and Vaccines for Children grant	N			13,200,000						13,200,000						13,200,000			
FA		HTH 440/HT	FA-3	Add 2 positions and increase funds for the SBIRT grant to align with the federal awards	P	-	2.00	8,291,875	-	2.00	8,291,875	-	2.00	8,291,875	-	2.00	1,658,375	-	2.00	8,291,875	-	2.00	1,658,375
FA		HTH 440/HO	FA-4	Housekeeping - Increase funds for the Drug and Alcohol Services Information System (DASIS) agreement to align with the federal awards	P	-	-	37,538	-	-	37,538	-	-	37,538	-	-	37,538	-	-	37,538	-	-	37,538
FA		HTH 440/HO	FA-5	Housekeeping - Increase the federal fund ceiling for the Substance Abuse Prevention and Treatment Block Grant (SAPT BG)	N	-	-	560,472	-	-	560,472	-	-	560,472	-	-	560,472	-	-	560,472	-	-	560,472
FA		HTH 440/HD	FA-6	Housekeeping - Delete positions #108768, ADAD Prevention Needs Assessment (99852H), #118269, Program Specialist Substance Abuse IV, and #52109, Information Technology Specialist IV in HTH 440HD	N	-	(2.00)	(136,520)	-	(2.00)	(136,520)	-	(2.00)	(136,520)	-	(2.00)	(136,520)	-	(2.00)	(136,520)	-	(2.00)	(136,520)
FA		HTH 440/HD	FA-7	Housekeeping - Increase the federal fund ceiling for the Hawaii Tobacco State Enforcement Contract	P	-	-	131,438	-	-	131,438	-	-	131,438	-	-	131,438	-	-	131,438	-	-	131,438
FA		HTH 440/HT	FA-8	Housekeeping - Decrease the federal fund ceiling for the Hawaii Pathways Project	P	-	-	(1,800)	-	-	(1,800)	-	-	(1,800)	-	-	(1,800)	-	-	(1,800)	-	-	(1,800)
FA		HTH 460/HO	FA-9	Housekeeping - Increase Federal Ceiling for Block Grant and Data Infrastructure Grant Expenditures	N			611,275			300,850			611,275			300,850			611,275			300,850
FA		HTH 460/HF	FA-10	Housekeeping - Remove funding and reduce Federal Ceiling on Project Kealahou from HTH 460HF Children and Adolescent Mental Health Administration	P		(9.00)	(1,932,250)		(9.00)	(1,932,250)		(9.00)	(1,932,250)		(9.00)	(1,932,250)		(9.00)	(1,932,250)		(9.00)	(1,932,250)
FA		HTH 460/HF	FA-11	Add 8.50 positions and operating funds to HTH 460HF to adjust Ceiling for Wraparound Grant	P		8.50	1,834,901		8.50	2,223,325		8.50	1,834,901		8.50	2,223,325		8.50	1,834,901		8.50	2,223,325
FA		HTH 460/HF	FA-12	Housekeeping - Move positions and funds within HTH 460HF to adjust Federal Ceilings for Project Laulima	P		(2.00)	(724,792)		(8.00)	(924,792)		(2.00)	(724,792)		(8.00)	(924,792)		(2.00)	(724,792)		(8.00)	(924,792)
FA		HTH 460/HF	FA-13a	Move 5 positions and funds from Project Kealahou HTH 460HF to 460HO	P		(5.00)	(259,896)		(5.00)	(259,896)		(5.00)	(259,896)		(5.00)	(259,896)		(5.00)	(259,896)		(5.00)	(259,896)
FA		HTH 460/HO	FA-13b	Move 5 positions to HTH 460HO from Project Kealahou HTH 460HF and provide funding with Block Grant for Community Mental Health	N		5.00	-		5.00	-		5.00	411,841		5.00	411,841		5.00	411,841		5.00	411,841

Req Cat	B&F Code	Prog ID/Org	Dept Pri	Description	MOF	Initial Department Request						B&F Recommendation						Governor's Decisions					
						FY 18			FY 19			FY 18			FY 19			FY 18			FY 19		
						FTE (P)	FTE (T)	\$ Amount	FTE (P)	FTE (T)	\$ Amount	FTE (P)	FTE (T)	\$ Amount	FTE (P)	FTE (T)	\$ Amount	FTE (P)	FTE (T)	\$ Amount	FTE (P)	FTE (T)	\$ Amount
FA		HTH 460/HO	FA-13b	Move 5 positions to HTH 460HO from Project Kealahou HTH 460HF and provide funding with Block Grant for Community Mental Health	N			-			-			(411,841)			(411,841)			(411,841)			(411,841)
FA		HTH 560/CC	FA-14	Establish federal ceiling for non-appropriated grant with project period beginning in FY17 titled Hawaii Birth Defects Surveillance, Intervention and Follow-up for Zika Virus grant. Includes 1.00 temp OA III position.	P		1.00	400,000		1.00	400,000		1.00	400,000		1.00	400,000		1.00	400,000		1.00	400,000
FA		HTH 560/CC	FA-15	Change MOF from N to P for 2.00 temp positions #98839H and #98840H for Genetics Services Project Grant	N		(2.00)	(120,585)		(2.00)	(120,585)		(2.00)	(120,585)		(2.00)	(120,585)		(2.00)	(120,585)		(2.00)	(120,585)
FA		HTH 560/CC	FA-15	Change MOF from N to P for 2.00 temp positions #98839H and #98840H for Genetics Services Project Grant	P		2.00	120,585		2.00	120,585		2.00	120,585		2.00	120,585		2.00	120,585		2.00	120,585
FA		HTH 560/CW	FA-16a	Convert MOF for perm Planner IV position # 31787 from 100% N in HTH 560/CW to 50% N in HTH 560/CW and 50% P in HTH 560/CT	N	(0.50)		(34,638)	(0.50)		(34,638)	(0.50)		(34,638)	(0.50)		(34,638)	(0.50)		(34,638)	(0.50)		(34,638)
FA		HTH 560/CT	FA-16b	Convert MOF for perm Planner IV position # 31787 from 100% N in HTH 560/CW to 50% N in HTH 560/CW and 50% P in HTH 560/CT	P	0.50		34,638	0.50		34,638	0.50		34,638	0.50		34,638	0.50		34,638	0.50		34,638
FA		HTH 560/CW	FA-17	Add funds for the Family Planning Grant in FY 18	N			4,314,600						4,314,600						4,314,600			
FA		HTH 560/KC	FA-18	Add funds for the State Systems Development Initiative Grant in FY 18	P			200,000						200,000						200,000			
FA		HTH 560/KC	FA-19	Add funds for the Hawaii State Oral Disease Prevention Program Grant in FY 19	P						1,120,000						1,120,000						1,120,000
FA		HTH 560/CZ (HTH 560/CF)	FA-20	Add funds for the Sexual Violence Grant.	P						1,020,344						1,020,344						1,020,344
FA		HTH 560/KC	FA-21	Add funds for the Rural Hospital Flexibility Grant In FY 19	P						880,000						880,000						880,000
FA		HTH 560/KC	FA-22	Add funds for the State Primary Care Offices Grant In FY 19	P						700,000						700,000						700,000
FA		HTH 560/KC	FA-23	Add funds for the Small Rural Hospital Improvement Grant in FY 19.	P						190,000						190,000						190,000
FA		HTH 560/KC	FA-24	Add 1.00 temp Prog Spc IV for the Hawaii Oral Disease Prevention Prog and Delete .25 temp Epidemiologist #95605H (#120260)	P		0.75	24,090		0.75	53,814		0.75	24,090		0.75	53,814		0.75	24,090		0.75	53,814
FA		HTH 560/CC	FA-25	Change MOF for Sec II posn #19434	N	(1.00)		(62,417)	(1.00)		(62,417)	(1.00)		(62,417)	(1.00)		(62,417)	(1.00)		(62,417)	(1.00)		(62,417)
FA		HTH 560/CC	FA-25	Change MOF for Sec II posn #19434	P	1.00		62,417	1.00		62,417	1.00		62,417	1.00		62,417	1.00		62,417	1.00		62,417
FA		HTH 710/MK	FA-26	Removing the Federally Funded Position No. 93018H	P		(1.00)	(80,000)		(1.00)	(80,000)		(1.00)	(80,000)		(1.00)	(80,000)		(1.00)	(80,000)		(1.00)	(80,000)
FA		HTH 730/MT	FA-27	Reduce funds to align with federal award for Hawaii Core SVIPP grant	P			(500,000)			(500,000)			(500,000)			(500,000)			(500,000)			(500,000)

Req Cat	B&F Code	Prog ID/Org	Dept Pri	Description	MOF	Initial Department Request						B&F Recommendation						Governor's Decisions					
						FY 18			FY 19			FY 18			FY 19			FY 18			FY 19		
						FTE (P)	FTE (T)	\$ Amount	FTE (P)	FTE (T)	\$ Amount	FTE (P)	FTE (T)	\$ Amount	FTE (P)	FTE (T)	\$ Amount	FTE (P)	FTE (T)	\$ Amount	FTE (P)	FTE (T)	\$ Amount
FA		HTH 730/MT	FA-28	Add 1.00 temp position and funds to align with federal award for Hawaii Prescription Drug Overdose: Data-Driven Prevention Initiative Planning and Data "DPPI P&D" project	P		1.00	290,000		1.00	290,000		1.00	290,000		1.00	290,000		1.00	290,000		1.00	290,000
FA		HTH 840/FG	FA-29	Decrease appropriation ceiling for N-Federal Funds	N			(231,538)			(2,341,892)			(231,538)			(2,341,892)			(231,538)			(2,341,892)
FA		HTH 840/FF	FA-30	Decrease appropriation ceiling for P-Other Federal Funds	P			(255,000)			(255,000)			(255,000)			(255,000)			(255,000)			(255,000)
FA		HTH 849/FD	FA-31	Adjust appropriation ceiling for P-Other Federal Funds	P			(942,508)			673,867			(942,508)			673,867			(942,508)			673,867
FA		HTH 904/AJ	FA-32	Establish 1.00 temp FTE to convert the exempt Long Term Care CLP specialist position to civil service	N		1.00	91,469		1.00	91,469								1.00			1.00	
FA		HTH 907/AP	FA-33	Housekeeping - Delete 1.00 temp FTE position for the Preventive Health Services Block Grant	P		(1.00)			(1.00)			(1.00)		(1.00)				(1.00)			(1.00)	
FA		HTH 905/AH	FA-34	Housekeeping - Adjust Federal Ceiling to Align with Anticipated Federal Award	N			(25,102)			(25,102)			(25,102)			(25,102)			(25,102)			(25,102)
FA		HTH 131/DC	FA-35	Restore funds for 4.00 temp positions and fringe for the Epidemiology and Laboratory Capacity Program	P			391,929			391,929			391,929			391,929			391,929			391,929
FA		HTH 720/MP	FA-36	Increase federal fund ceiling for the Medicare Administration, Title XVIII grant for the Office of Health Care Assurance	P			2,826			2,826			2,826			2,826			2,826			2,826
FA		HTH904/AJ	FA-37	Restore funds for 3.00 temp positions and fringe for the No Wrong Door grant	P			269,981			269,981			269,981			269,981			269,981			269,981
FA		HTH904/AJ	FA-38	Increase federal fund ceiling for the Senior Medicare Patrol Project to align with the FB 17-19 Form FF	P			868,000			275,000			868,000			275,000			868,000			275,000
FA		HTH 131/DJ	FA-39	Increase MOF-P ceiling per Form FF for various grants	P			3,510,951			3,075,849			3,510,951			3,075,849			3,510,951			3,075,849
FA		HTH 100/DH	FA-40	Add funds to align with federal award. (Comprehensive STD Prevention Grant)	P						1,155,915						1,155,915						1,155,915
FA		HTH 100/DI	FA-41	Add funds to align with federal award. (HIV/AIDS Grant)	P						765,891						765,891						765,891

SUBTOTAL FEDERAL FUND ADJ REQUESTS:

-	(0.75)	53,941,939	-	(6.75)	16,445,131	-	(1.75)	53,850,470	-	(7.75)	9,720,162	-	(0.75)	53,850,470	-	(6.75)	9,720,162
---	--------	------------	---	--------	------------	---	--------	------------	---	--------	-----------	---	--------	------------	---	--------	-----------

Request Category Legend:	
FA	Federal Fund Adjustments

By MOF	FY 18 FTE (P)	FY 18 FTE (T)	FY 18 \$ Amount	FY 19 FTE (P)	FY 19 FTE (T)	FY 19 \$ Amount	B&F Rec FY 18 FTE (P)	B&F Rec FY 18 FTE (T)	B&F Rec FY 18 \$ Amount	B&F Rec FY 19 FTE (P)	B&F Rec FY 19 FTE (T)	B&F Rec FY 19 \$ Amount	Gov Dec FY 18 FTE (P)	Gov Dec FY 18 FTE (T)	Gov Dec FY 18 \$ Amount	Gov Dec FY 19 FTE (P)	Gov Dec FY 19 FTE (T)	Gov Dec FY 19 \$ Amount
General	-	-	-	-	-	-	-	-	-	-	-	-	-	-	-	-	-	-
Special	-	-	-	-	-	-	-	-	-	-	-	-	-	-	-	-	-	-
Federal Funds	(1.50)	2.00	42,167,016	(1.50)	2.00	(1,768,363)	(1.50)	1.00	42,075,547	(1.50)	1.00	(1,859,832)	(1.50)	2.00	42,075,547	(1.50)	2.00	(1,859,832)
Other Federal Funds	1.50	(2.75)	11,774,923	1.50	(8.75)	18,213,494	1.50	(2.75)	11,774,923	1.50	(8.75)	11,579,994	1.50	(2.75)	11,774,923	1.50	(8.75)	11,579,994
Private	-	-	-	-	-	-	-	-	-	-	-	-	-	-	-	-	-	-
County	-	-	-	-	-	-	-	-	-	-	-	-	-	-	-	-	-	-
Trust	-	-	-	-	-	-	-	-	-	-	-	-	-	-	-	-	-	-
Inter-departmental Transfer	-	-	-	-	-	-	-	-	-	-	-	-	-	-	-	-	-	-
Revolving	-	-	-	-	-	-	-	-	-	-	-	-	-	-	-	-	-	-
Other	-	-	-	-	-	-	-	-	-	-	-	-	-	-	-	-	-	-

Req Cat	B&F Code	Prog ID/Org	Dept Pri	Description	MOF	Initial Department Request						B&F Recommendation						Governor's Decisions					
						FY 18			FY 19			FY 18			FY 19			FY 18			FY 19		
						FTE (P)	FTE (T)	\$ Amount	FTE (P)	FTE (T)	\$ Amount	FTE (P)	FTE (T)	\$ Amount	FTE (P)	FTE (T)	\$ Amount	FTE (P)	FTE (T)	\$ Amount	FTE (P)	FTE (T)	\$ Amount
OTHER REQUESTS:																							
		HTH420/HO		Additional funding for Homeless Outreach to persons with Serious and Persistent Mental Illness, also known as Interim Case Management	A			1,000,000			1,000,000			1,000,000			1,000,000			1,000,000			1,000,000
		HTH440/HO		Homeless Outreach, Counseling, and Diversion services for unsheltered homeless persons experiencing substance abuse, including staff training and certification.	A			800,000			800,000			800,000			800,000			800,000			800,000
		HTH440/HO		Additional funding to expand the inventory and minimum standards for clean and sober housing facilities.	A			300,000			300,000			300,000			300,000			300,000			300,000
FY		HTH 440/HD	FY-1	Request 2nd year funding for the Prog Spclt V (#97606H) for Clean and Sober Homes Registry in support of Act 193 SLH 2014.	A			28,584			28,584			28,584			28,584			28,584			28,584
FY		HTH 501/JQ	FY-2	Request 2nd year funding for the SW/HSP IV (#97707H) in Case Mgmt Branch, East Hawaii	A			26,244			26,244			26,244			26,244			26,244			26,244
FY		HTH 840/FE	FY-3	Housekeeping request to fund salary at full-year amount for Info Tech Spec V	A			28,584			28,584			28,584			28,584			28,584			28,584
FY		HTH 840/FJ	FY-4	Housekeeping request to fund salaries at full-year amounts for underground storage tank positions	A			87,426			87,426			87,426			87,426			87,426			87,426
FY		HTH 907/AA	FY-5	Add full year funding for the Info Spect. III position in the Communications Office	A			24,258			24,258			22,674			22,674			22,674			22,674
FY		HTH 610/FQ	FY-6	Housekeeping request to fund salaries and fringe benefits for 3.00 Sanitarian positions at full-year amounts	B			124,992			124,992			124,992			124,992			124,992			124,992
FY		HTH 840/FK	FY-7	Housekeeping request to fund salary and fringe benefits at full-year amounts for 1.00 Engineer position	W			53,530			53,530			53,530			53,530			53,530			53,530
OR		HTH 907/AB	OR-8	Add funds for AAFES Lease Rent for July 2017 to June 2018	A			1,800,000						1,772,344						1,800,000			
OR		HTH 849/FB	OR-9	Add funds for relocation to Waimano Ridge	A			401,000												401,000			
OR		HTH 501/CN	OR-10	Rebase Provider Payment Rates for I/DD Home and Community Based Services Waiver	A			2,754,980			7,118,914			2,754,980			7,118,914			2,754,980			7,118,914
OR		HTH 460/HO	OR-11	Increase Funding in HTH 460 HO Other Svcs Incl POS & GIA for Purchase of Service Contracts	A			1,340,000			1,613,000			1,340,000			1,613,000			1,340,000			1,613,000
OR		HTH 610/FN	OR-12	Add twelve (12.00) positions and funds to enhance vector control capacity and capabilities to prevent and combat disease outbreaks such as dengue and zika virus	A	12.00		741,996	12.00		613,876	12.00		741,996	12.00		613,876	12.00		741,996	12.00		613,876

Req Cat	B&F Code	Prog ID/Org	Dept Pri	Description	MOF	Initial Department Request						B&F Recommendation						Governor's Decisions					
						FY 18			FY 19			FY 18			FY 19			FY 18			FY 19		
						FTE (P)	FTE (T)	\$ Amount	FTE (P)	FTE (T)	\$ Amount	FTE (P)	FTE (T)	\$ Amount	FTE (P)	FTE (T)	\$ Amount	FTE (P)	FTE (T)	\$ Amount	FTE (P)	FTE (T)	\$ Amount
OR		HTH 610/FR	OR-13	Change means of financing for two asbestos program positions from other federal funds to general funds	A	2.00		94,824	2.00		94,824	2.00		94,824	2.00		94,824	2.00		94,824	2.00		94,824
OR		HTH 610/FR	OR-13	Change means of financing for two asbestos program positions from other federal funds to general funds	P	(2.00)		(94,824)	(2.00)		(94,824)	(2.00)		(94,824)	(2.00)		(94,824)	(2.00)		(94,824)	(2.00)		(94,824)
OR		HTH 720/MP	OR-14	Establish 5.00 perm FTE and funds for the MMJ Dispensary Licensing Program	B	5.00		890,000	5.00		890,000	5.00		890,000	5.00		890,000	5.00		890,000	5.00		890,000
OR		HTH 720/MP	OR-15	Establish 1.00 permanent Office Assistant III per Act 213, SLH 2013	A	1.00		13,566	1.00		27,132	1.00		13,566	1.00		27,132	1.00		13,566	1.00		27,132
OR		HTH 720/MP	OR-16	Establish 1.00 perm Registered Nurse V and 1.00 temp OA III and funds for Home Care Licensing	A	1.00	1.00	82,894	1.00	1.00	129,788	1.00	1.00	82,894	1.00	1.00	129,788	1.00	1.00	82,894	1.00	1.00	129,788
OR		HTH 907/AA	OR-17	Establish 1.00 perm FTE Administrative Assistant V and funds for the Communications Office	A	1.00		39,634	1.00		66,668	1.00		39,634	1.00		66,668	1.00		39,634	1.00		66,668
OR		HTH 907/AB	OR-18	Establish 1.00 permanent Building Manager and funds	A	1.00		35,386	1.00		51,272							1.00		35,386	1.00		51,272
OR		HTH 907/AD	OR-19	Establish 1.00 temp OA III for HRO Payroll (tradeoff from personal services adjustment to payroll)	A		1.00	13,566		1.00	27,132	1.00		13,566	1.00		27,132	1.00		13,566	1.00		27,132
OR		HTH 907/AD	OR-19	Establish 1.00 temp OA III for HRO Payroll (tradeoff from personal services adjustment to payroll)	A			(13,566)			(27,132)			(21,706)			(43,411)			(21,706)			(43,411)
OR		HTH 720/MP	OR-20	Establish 1.00 temp Accountant IV position and funds for the OHCA admin	A		1.00	36,236		1.00	52,472												
OR		HTH 907AB	OR-20	Establish 1.00 temp Accountant IV position and funds for the OHCA admin	A													1.00		36,236	1.00		52,472
OR		HTH 720/MP	OR-21	Provide for full funding for 1.00 permanent Registered Nurse IV per Act 093, SLH 2012	A			71,156			71,156												
OR		HTH 720/MP	OR-22	Establish 1.00 temp Registered Nurse V for Home Care Licensing	A		1.00	48,078		1.00	96,156		1.00	48,078		1.00	96,156		1.00	48,078		1.00	96,156
OR		HTH 840/FG	OR-23	Add 4.00 Env Health Spec IV positions for water quality monitoring and analysis	A	4.00		101,544	4.00		203,088	1.00		25,386	1.00		50,772	2.00		50,772	2.00		101,544
OR		HTH 840/FG	OR-24	Add 3.00 Env Health Spec IV to perform compliance and enforcement activities	A	3.00		76,158	3.00		152,316							1.00		25,386	1.00		50,772
OR		HTH 849/FD	OR-25	Establish 1.00 perm FTE Environmental Health Specialist (#98799H) and funds to enhance emergency response capacity	A	1.00		25,386	1.00		50,772	1.00		25,386	1.00		50,772	1.00		25,386	1.00		50,772
OR		HTH 420/HE	OR-26a	Convert temporary positions to permanent	A	49.00	#####		97.50	#####													
OR		HTH 420/HL	OR-26b	Convert temporary positions to permanent	A	22.00	#####		42.00	#####													
OR		HTH 420/HM	OR-26c	Convert temporary positions to permanent	A	5.00	(5.00)		21.00	#####													

Req Cat	B&F Code	Prog ID/Org	Dept Pri	Description	MOF	Initial Department Request						B&F Recommendation						Governor's Decisions								
						FY 18			FY 19			FY 18			FY 19			FY 18			FY 19					
						FTE (P)	FTE (T)	\$ Amount	FTE (P)	FTE (T)	\$ Amount	FTE (P)	FTE (T)	\$ Amount	FTE (P)	FTE (T)	\$ Amount	FTE (P)	FTE (T)	\$ Amount	FTE (P)	FTE (T)	\$ Amount			
OR		HTH 420/HN	OR-26d	Convert temporary positions to permanent	A	3.00	(3.00)		13.50	#####																
OR		HTH 907/AP	OR-27	Establish 1.00 perm FTE Program Specialist and funds for the Telehealth Pilot project	A			150,000	1.00		178,584			150,000			150,000			150,000				150,000		
OR		HTH 440/HU	OR-28	Transfer funds from Other Current Expenses to Personal Services within HTH440/HU and change the means of financing from federal to general fund for 1.00 permanent FTE (#31668, Program Specialist Substance Abuse IV). This request is contingent upon the approved request to transfer funds from HTH 440/HO to HTH 440/HU.	N	(1.00)	-	(108,072)	(1.00)	-	(108,072)	(1.00)	-	(108,072)	(1.00)	-	(108,072)	(1.00)	-	(108,072)	(1.00)	-	(108,072)	(1.00)	-	(108,072)
OR		HTH 440/HU	OR-28	Transfer funds from Other Current Expenses to Personal Services within HTH440/HU and change the means of financing from federal to general fund for 1.00 permanent FTE (#31668, Program Specialist Substance Abuse IV)	A	1.00	-	71,100	1.00	-	71,100	1.00	-	71,100	1.00	-	71,100	1.00	-	71,100	1.00	-	71,100	1.00	-	71,100
OR		HTH 440/HU	OR-28	Transfer funds from Other Current Expenses to Personal Services within HTH440/HU and change the means of financing from federal to general fund for 1.00 permanent FTE (#31668, Program Specialist Substance Abuse IV)	A			(113,760)		-	(113,760)		-	(113,760)		-	(113,760)		-	(71,100)		-	(71,100)		-	(71,100)
TO		HTH 440/HO	TO-3a	Transfer funds out other current exp from HTH440/HO to HTH 440/HU to provide funding for 1.00 position #31668. This request is tied to MOF change request for #31668 within HTH 440/HU. B&F: RECLASS FROM TRADEOFF/TRANSFER.. RELATED TO OR-28	A			(113,760)		-	(113,760)		-	(113,760)		-	(113,760)		-	(71,100)		-	(71,100)		-	(71,100)
TO		HTH 440/HU	TO-3a	Transfer funds out other current exp from HTH440/HO to HTH 440/HU to provide funding for 1.00 position #31668. This request is tied to MOF change request for #31668 within HTH 440/HU. B&F: RECLASS FROM TRADEOFF/TRANSFER.. RELATED TO OR-28	A			113,760			113,760			113,760			113,760			71,100			71,100			71,100

Req Cat	B&F Code	Prog ID/Org	Dept Pri	Description	MOF	Initial Department Request						B&F Recommendation						Governor's Decisions					
						FY 18			FY 19			FY 18			FY 19			FY 18			FY 19		
						FTE (P)	FTE (T)	\$ Amount	FTE (P)	FTE (T)	\$ Amount	FTE (P)	FTE (T)	\$ Amount	FTE (P)	FTE (T)	\$ Amount	FTE (P)	FTE (T)	\$ Amount	FTE (P)	FTE (T)	\$ Amount
TO		HTH 440/HO	TO-5a OR-29	Transfer funds out from other current expense HTH 440/HO to HTH 440/HT to provide funding for 2.00 positions (#26644 and #27863). This request is directly related to and contingent upon the approval request for Trade-Off/Transfer request to transfer 7.00 positions and funds from HTH440/HR to HTH440/HT. This request is also tied to MOF change request for #26644 and #27863 within HTH 440/HT. RECLASS FROM TRADEOFF/TRANSFER. RELATED TO OR-29.	A			(214,877)			(214,877)			(214,877)			(214,877)			(134,298)			(134,298)
TO		HTH 440/HT	TO-5a OR-29	Transfer funds out from other current expense HTH 440/HO to HTH 440/HT to provide funding for 2.00 positions (#26644 and #27863). This request is directly related to and contingent upon the approval request for Trade-Off/Transfer request to transfer 7.00 positions and funds from HTH440/HR to HTH440/HT. This request is also tied to MOF change request for #26644 and #27863 within HTH 440/HT. RECLASS FROM TRADEOFF/TRANSFER. RELATED TO OR-29.	A			214,877			214,877			214,877			214,877			134,298			134,298
TO		HTH 440/HT	TO-5a OR-29	Transfer funds out from other current expense HTH 440HT to payroll funding for 2.00 positions (#26644 and #27863).	A			(214,877)			(214,877)			(214,877)			(214,877)			(134,298)			(134,298)
OR		HTH 440/HT	OR-29	Transfer funds from Other Current Expenses to Personal Services within HTH440/HT and change the means of financing from federal to general for 2.00 permanent Program Specialist Substance Abuse IV positions (#26644 and #27863) and align the responsibilities of the positions within the MOF. This request is contingent upon the approved request to transfer funds from HTH 440/HO to HTH 440/HT.	A	2.00	-		2.00	-		2.00	-	134,298	2.00	-	134,298	2.00	-	134,298	2.00	-	134,298
OR		HTH 440/HT	OR-29	Transfer funds from Other Current Expenses to Personal Services within HTH440/HT and change the means of financing from federal to general for 2.00 permanent Program Specialist Substance Abuse IV positions (#26644 and #27863) and align the responsibilities of the positions within the MOF. This request is contingent upon the approved request to transfer funds from HTH 440/HO to HTH 440/HT.	N	(2.00)	-	(192,671)	(2.00)	-	(192,671)	(2.00)	-	(192,671)	(2.00)	-	(192,671)	(2.00)	-	(192,671)	(2.00)	-	(192,671)

Req Cat	B&F Code	Prog ID/Org	Dept Pri	Description	MOF	Initial Department Request						B&F Recommendation						Governor's Decisions						
						FY 18			FY 19			FY 18			FY 19			FY 18			FY 19			
						FTE (P)	FTE (T)	\$ Amount	FTE (P)	FTE (T)	\$ Amount	FTE (P)	FTE (T)	\$ Amount	FTE (P)	FTE (T)	\$ Amount	FTE (P)	FTE (T)	\$ Amount	FTE (P)	FTE (T)	\$ Amount	
OR		HTH 501/CU	OR-30	Establish 1.00 Permanent Human Services Professional V Position in the Case Management Services Branch	A	1.00		28,584	1.00		57,168								1.00		28,584	1.00		57,168
OR		HTH 907/AM	OR-31	Add funds to replace the phone systems at Lahaina Comprehensive and Wailuku HC with a VOIP system	A			70,000																
OR		HTH 907/AB	OR-32	Add funds for Federal Vacation Payout to comply with 2 CFR 200 - Uniform Administrative Requirements, Cost Principles, and Audit Requirements for Federal Awards	A			180,000			180,000													
OR		HTH 560/CK	OR-33	Fold into the budget RN IV position & funds per Act 203/2016 for Child Death Review & Maternal Mortality Review Prog	A	1.00		150,000	1.00		150,000	1.00		68,078	1.00		111,156	1.00		68,078	1.00		111,156	
OR		HTH 560/CT	OR-34	Folds into the budget funds per Act 118/2015 for the State's Maintenance of Effort (MOE) to receive the Maternal Infant Early Childhood Home Visiting (MIECHV) grant	A			3,000,000			3,000,000			3,000,000			3,000,000			3,000,000			3,000,000	
OR		HTH 590/KK	OR-35a	Add funding for CDPHPD staff and operating expenses initially funded through Act 118, SLH 2015	A			3,701,344			3,701,344			3,340,339			3,340,339			3,340,339			3,340,339	
OR		HTH 590/GR	OR-35b	Add funding for CDPHPD staff and operating expenses initially funded through Act 118, SLH 2015	A			2,433,002			2,433,002			2,433,002			2,433,002			2,433,002			2,433,002	
OR		HTH 590/GP	OR-35c	Add funding for CDPHPD staff and operating expenses initially funded through Act 118, SLH 2015	A			733,964			733,964			733,964			733,964			733,964			733,964	
OR		HTH 849/FD	OR-36	Add 1.00 perm Environmental Health Specialist (#98796H) to perform grant management and cost recovery activities	A	1.00		25,386	1.00		50,772													
OR		HTH 849/FD	OR-37	Add 1.00 perm Epidemiologist (#98797H) and funds to investigate suspected health clusters from environmental sources	A	0.50		23,319	0.50		46,638													
OR		HTH 849/FD	OR-37	Add 1.00 perm Epidemiologist (#98797H) and funds to investigate suspected health clusters from environmental sources	P	0.50		37,310	0.50		74,621													
OR		HTH 710/MK	OR-38	Add funds to increase Air Handling System Maintenance Costs based on previous fiscal years actual costs.	A			146,000			146,000						146,000			146,000			146,000	
OR		HTH 501/KB	OR-39	Convert 3.00 temporary to permanent positions: General Professional III and IV in Contracts Section, Administrative Staff and Psychologist VI in Clinical & Eligibility Determination	A	3.00	(3.00)		3.00	(3.00)		3.00	(3.00)		3.00	(3.00)		3.00	(3.00)		3.00	(3.00)		3.00

Req Cat	B&F Code	Prog ID/Org	Dept Pri	Description	MOF	Initial Department Request						B&F Recommendation						Governor's Decisions					
						FY 18			FY 19			FY 18			FY 19			FY 18			FY 19		
						FTE (P)	FTE (T)	\$ Amount	FTE (P)	FTE (T)	\$ Amount	FTE (P)	FTE (T)	\$ Amount	FTE (P)	FTE (T)	\$ Amount	FTE (P)	FTE (T)	\$ Amount	FTE (P)	FTE (T)	\$ Amount
OR		HTH 907/AN	OR-40	Add funds to replace 7 motor vehicles for KDHO	A			96,000			118,000												
OR		HTH 907/AM	OR-41	Add funds to replace 6 motor vehicles for MDHO	A			50,000			50,000												
OR		HTH 131/DJ	OR-42	Add 2.00 perm Epidemiological Specialist IV for disease investigations	A	2.00		51,000	2.00		102,000	2.00		51,000	2.00		102,000	1.00		25,500	1.00		51,000
OR		HTH 131/DC	OR-43	Add 2.00 perm Epidemiological Specialist IV for investigations of vaccine-preventable diseases	A	2.00		51,000	2.00		102,000							1.00		25,500	1.00		51,000
OR		HTH100/DI	OR-44	Increase ceiling for Medical Marijuana Registry Special Fund (S-364) to add 1.00 Prg Spc IV, 1.00 Ofc Asst IV, Other Current Exps	B		2.00	144,054		2.00	208,143		1.00	103,436		1.00	126,908		2.00	144,054		2.00	208,143
OR		HTH 840/FK	OR-45	Establish 1.00 perm Engineer (Env) IV position and funds for regulation and certification support	A	1.00		38,456	1.00		70,912												
OR		HTH 849/FB	OR-46	Establish 1.00 perm Human Resources Assistant (#98798H) position and funds to provide human resources services.	A	1.00		15,234	1.00		30,468												
OR		HTH 710/MG	OR-47	Request to purchase a Liquid Chromatograph-Mass Spectrometer (LC-MS) and warranty for the Environmental Health Analytical Services Branch	A			450,000			40,000												
OR		HTH 501/ED	OR-48	Establish 1.00 FTE Permanent Office Assistant III Position for the Hospital & Community Dental Services Branch	A	1.00		13,566	1.00		27,132												
OR		HTH 501/ED	OR-49	Add funds for one time purchase of an Electronic Health Records with Digital Radiography System for the Hospital & Community Dental Services Branch	A			209,000															
OR		HTH 501/JA	OR-50	Convert 2.00 temporary to permanent positions: OA III and RN III in the Outcome Section, Outcome & Compliance Branch	A	2.00	(2.00)		2.00	(2.00)								2.00	(2.00)		2.00	(2.00)	
OR		HTH 131/DJ	OR-51	Add 1.00 perm Accountant IV for disease investigations	A	1.00		25,500	1.00		51,000												
OR		HTH 131/DJ	OR-52	Add 1.00 perm Health Educator for disease investigations	A	1.00		25,500	1.00		51,000												
OR		HTH 560/CG	OR-53	Add funds for implementation, support, maintenance, training for Early Intervention Section Web-based Database	A			1,075,000			300,000												
OR		HTH 840/FG	OR-54	Add Office Assistant position to support water quality permitting, environmental review, and reporting	A	1.00		13,566	1.00		27,132												
OR		HTH 710/MJ	OR-55	Add 1.00 Permanent Microbiologist IV, Clinical Quality Assurance Manager in the Medical Microbiology Branch	A	1.00		25,386	1.00		50,772												

Req Cat	B&F Code	Prog ID/Org	Dept Pri	Description	MOF	Initial Department Request						B&F Recommendation						Governor's Decisions					
						FY 18			FY 19			FY 18			FY 19			FY 18			FY 19		
						FTE (P)	FTE (T)	\$ Amount	FTE (P)	FTE (T)	\$ Amount	FTE (P)	FTE (T)	\$ Amount	FTE (P)	FTE (T)	\$ Amount	FTE (P)	FTE (T)	\$ Amount	FTE (P)	FTE (T)	\$ Amount
OR		HTH 849/FA	OR-56	Add funds to sustain data management systems activities for Environmental Health	A			135,300			135,300												
OR		HTH 501/JO	OR-57	Convert 1.00 temporary to permanent position: ITS IV in the Case Management, Oahu	A	1.00	(1.00)		1.00	(1.00)								1.00	(1.00)		1.00	(1.00)	
OR		HTH 501/JN	OR-58	Increase Ceiling of Neurotrauma Special Fund	B			300,000			300,000												
OR		HTH 501/CV	OR-59	Convert 2.00 temporary to Permanent positions: Program Specialists IV in Community Resources Branch	A	2.00	(2.00)		2.00	(2.00)													
OR		HTH 730/MQ	OR-60	Add General Funds for collective bargaining agreement requirements of the contractor providing emergency ambulance services for the County of Maui and the County of Kauai	A	-	-	185,980	-	-	429,902								185,980	-	-	429,902	
OR		HTH 730/MQ	OR-61	Add General Funds for statewide emergency ambulance services for increase in other current expenses	A	-	-	799,833	-	-	742,034								799,833	-	-	742,034	
OR		HTH 560/CC	OR-62	Add funds to transform existing on-line telegenetics training modules into telehealth training modules for public health for telehealth workforce training	A			40,000															
OR		HTH 710/MH	OR-63	Add funds for inter-island travel for operations and maintenance at air monitoring stations.	A			11,580			11,580												
OR		HTH 730/MQ	OR-64	Add General Funds for statewide emergency ambulance services for 3 new ambulance units (FY18- 2 units, FY19- 1 unit)	A	-	-	2,547,715	-	-	4,765,665												
OR		HTH 730/MQ	OR-65	Replace the EMS Special Funds with General Funds for statewide ambulance services effective FY18	A	-	-	14,796,503	-	-	14,796,503												
OR		HTH 730/MQ	OR-65	Replace the EMS Special Funds with General Funds for statewide ambulance services effective FY18	B	-	-	(14,796,503)	-	-	(14,796,503)												
OR		HTH 730/MQ	OR-66	Replace the Trauma System Special Funds with General Funds for statewide trauma system services effective FY19, and convert two positions from exempt temp to civil service perm	A	-	-	-	2.00	-	7,034,651												
OR		HTH 730/MQ	OR-66	Replace the Trauma System Special Funds with General Funds for statewide trauma system services effective FY19, and convert two positions from exempt temp to civil service perm	B	-	-	-	-	(2.00)	(7,109,056)												

Req Cat	B&F Code	Prog ID/Org	Dept Pri	Description	MOF	Initial Department Request						B&F Recommendation						Governor's Decisions																					
						FY 18			FY 19			FY 18			FY 19			FY 18			FY 19																		
						FTE (P)	FTE (T)	\$ Amount	FTE (P)	FTE (T)	\$ Amount	FTE (P)	FTE (T)	\$ Amount	FTE (P)	FTE (T)	\$ Amount	FTE (P)	FTE (T)	\$ Amount	FTE (P)	FTE (T)	\$ Amount																
OR		HTH 730/MT	OR-67	Replace the Trauma System Special Funds with General Funds for statewide trauma system services effective FY19, and convert four positions from exempt temp to civil service perm and to exempt perm (exempt by statute).	A	-	-	-	4.00	-	235,620																												
OR		HTH 730/MT	OR-67	Replace the Trauma System Special Funds with General Funds for statewide trauma system services effective FY19, and convert four positions from exempt temp to civil service perm and to exempt perm (exempt by statute).	B	-	-	-	-	(4.00)	(324,675)																												
OR		HTH 560/KC	OR-68	Add general funds to replace the Community Health Centers Special Fund for community health centers	A						8,800,000																												
OR		HTH 560/KC	OR-68	Add general funds to replace the Community Health Centers Special Fund for community health centers	B						(12,341,526)																												
OR		HTH100/KJ	OR-69	HOUSEKEEPING. Increase ceiling for inter-agency funds (S-329) to fully fund RN position at Farrington High School	U			35,664			35,664			35,664			35,664					35,664			35,664														
OR		HTH 610/FL	OR-70	Housekeeping request to increase appropriation to sufficiently fund fringe benefits	B			72,000			72,000			72,000			72,000					72,000			72,000														
OR		HTH 610/FN	OR-71	Housekeeping request to increase appropriation to adequately fund payroll costs	U			26,000			26,000			26,000			26,000					26,000			26,000														
OR		HTH 610/FQ	OR-72	Housekeeping request to increase appropriation to sufficiently fund fringe benefits	B			141,000			141,000			141,000			141,000					141,000			141,000														
OR		HTH 840/FG	OR-73	Housekeeping request to increase appropriation to adequately fund payroll costs	U			61,000			61,000			61,000			61,000					61,000			61,000														
OR		HTH 849/FA	OR-74	Housekeeping request to increase appropriation to include fringe benefits	B			28,963			28,963			28,963			28,963					28,963			28,963														
OR		HTH 849/FB	OR-75	Housekeeping request to increase appropriation to adequately fund payroll costs	W			300,000			300,000			300,000			300,000					300,000			300,000														
OR		HTH 520/AI	OR-76	Establish 1.00 Permanent DCAB Program Support Technician (FTE only)	A	1.00		27,200	1.00		54,400	1.00		27,200	1.00		54,400	1.00				27,200	1.00		54,400	1.00													
OR		HTH 520/AI	OR-76	Establish 1.00 Permanent DCAB Program Support Technician (FTE only)	A			(27,200)			(54,400)			(27,200)			(54,400)					(27,200)			(54,400)														
OR		HTH 520/AI	OR-77	Convert 5.00 Temporary Exempt positions to Permanent Exempt positions	A	5.00	(5.00)		5.00	(5.00)												5.00	(5.00)			5.00	(5.00)												
OR		HTH 850/FS	OR-78	Establish 1.00 permanent Office Assistant III (#98780H) and add funds to support the Office of Environmental Quality Control Director and Environmental Council travel	A	1.00		36,026	1.00		47,792											1.00		36,026	1.00		47,792												
OR		HTH 904/AJ	OR-79	Increase Kupuna Care Base	A			4,145,695			4,145,695											4,145,695			4,145,695														

Req Cat	B&F Code	Prog ID/Org	Dept Pri	Description	MOF	Initial Department Request						B&F Recommendation						Governor's Decisions							
						FY 18			FY 19			FY 18			FY 19			FY 18			FY 19				
						FTE (P)	FTE (T)	\$ Amount	FTE (P)	FTE (T)	\$ Amount	FTE (P)	FTE (T)	\$ Amount	FTE (P)	FTE (T)	\$ Amount	FTE (P)	FTE (T)	\$ Amount	FTE (P)	FTE (T)	\$ Amount		
OR		HTH 904/AJ	OR-81	Add funds for the Chronic Disease Self Management Program (CDSMP) and Enhance Fitness (EF) for the elderly throughout Hawaii Health Aging Project	A			550,000			550,000														
OR		HTH 904/AJ	OR-82	Request funding for the Long Term Care Ombudsman Program	A			100,000			100,000							100,000						100,000	
OR		HTH 905/AH	OR-83	Convert Program Specialist (DD) IV from Temporary Civil Service to Permanent Civil Service	A	1.00	(1.00)		1.00	(1.00)								1.00	(1.00)		1.00	(1.00)			
OR		HTH 908/AR	OR-84	Add 4.00 perm positions (1-Prog Spc V, 2-Prog Spc IV, 1-OA III) and Other Current Expenses for mandated services	A	4.00	-	124,922	4.00	-	213,844							4.00	-	124,922	4.00	-	213,844		
NR		HTH 907/AB	NR-85	Add general funds Vacation Payout	A			1,175,370			1,175,370														
OR		HTH 907/AP	OR-86	Add funds for the Unintended Births Initiative	A			150,000			150,000														
OR		HTH 520/AI	OR-90	Establish 1.00 FTE Permanent Exempt State Web Accessibility Coordinator and add funds for development of statewide policy on accessible websites, training agencies on how to develop an accessible website, computer, and software.	A	1.00		38,500	1.00		82,000							1.00		38,500	1.00		67,000		

Req Cat	B&F Code	Prog ID/Org	Dept Pri	Description	MOF	Initial Department Request						B&F Recommendation						Governor's Decisions					
						FY 18			FY 19			FY 18			FY 19			FY 18			FY 19		
						FTE (P)	FTE (T)	\$ Amount	FTE (P)	FTE (T)	\$ Amount	FTE (P)	FTE (T)	\$ Amount	FTE (P)	FTE (T)	\$ Amount	FTE (P)	FTE (T)	\$ Amount	FTE (P)	FTE (T)	\$ Amount

SUBTOTAL OTHER REQUESTS:

144.00	(87.00)	36,041,071	246.00	(188.00)	36,541,423	30.00	-	20,318,622	30.00	-	23,350,847	50.00	(8.00)	28,339,069	50.00	(8.00)	31,410,044
--------	---------	------------	--------	----------	------------	-------	---	------------	-------	---	------------	-------	--------	------------	-------	--------	------------

By MOF

Request Category Legend:	
HS	Health, Safety, Court Mandate
FY	Full Year Funding for New Positions
NR	Adjustment for Non-Recurring Items
OR	Other Requests

General	A	143.50	(89.00)	49,018,628	245.50	(184.00)	69,192,837	30.00	(1.00)	18,877,604	30.00	(1.00)	21,886,357	50.00	(10.00)	26,857,433	50.00	(10.00)	29,864,319
Special	B	5.00	2.00	(13,095,494)	5.00	(4.00)	(32,806,662)	5.00	1.00	1,360,391	5.00	1.00	1,383,863	5.00	2.00	1,401,009	5.00	2.00	1,465,098
Federal Funds	N	(3.00)	-	(300,743)	(3.00)	-	(300,743)	(3.00)	-	(300,743)	(3.00)	-	(300,743)	(3.00)	-	(300,743)	(3.00)	-	(300,743)
Other Federal Funds	P	(1.50)	-	(57,514)	(1.50)	-	(20,203)	(2.00)	-	(94,824)	(2.00)	-	(94,824)	(2.00)	-	(94,824)	(2.00)	-	(94,824)
Private	R	-	-	-	-	-	-	-	-	-	-	-	-	-	-	-	-	-	-
County	S	-	-	-	-	-	-	-	-	-	-	-	-	-	-	-	-	-	-
Trust	T	-	-	-	-	-	-	-	-	-	-	-	-	-	-	-	-	-	-
Inter-departmental Transfer	U	-	-	122,664	-	-	122,664	-	-	122,664	-	-	122,664	-	-	122,664	-	-	122,664
Revolving	W	-	-	353,530	-	-	353,530	-	-	353,530	-	-	353,530	-	-	353,530	-	-	353,530
Other	X	-	-	-	-	-	-	-	-	-	-	-	-	-	-	-	-	-	-

TOTAL ADJUSTMENTS:

144.00	(87.75)	89,983,010	246.00	(194.75)	52,986,554	29.13	(1.75)	74,169,092	29.13	(7.75)	33,071,009	49.13	(8.75)	82,189,539	49.13	(14.75)	41,130,206
--------	---------	------------	--------	----------	------------	-------	--------	------------	-------	--------	------------	-------	--------	------------	-------	---------	------------

By MOF

General	A	143.50	(89.00)	49,018,628	245.50	(184.00)	69,192,837	29.13	(1.00)	18,877,604	29.13	(1.00)	21,886,357	49.13	(10.00)	26,857,433	49.13	(10.00)	29,864,319
Special	B	5.00	2.00	(13,095,494)	5.00	(4.00)	(32,806,662)	5.00	1.00	1,360,391	5.00	1.00	1,383,863	5.00	2.00	1,401,009	5.00	2.00	1,465,098
Federal Funds	N	(4.50)	2.00	41,866,273	(4.50)	2.00	(2,069,106)	(4.50)	1.00	41,774,804	(4.50)	1.00	(2,160,575)	(4.50)	2.00	41,774,804	(4.50)	2.00	(2,160,575)
Other Federal Funds	P	-	(2.75)	11,717,409	-	(8.75)	18,193,291	(0.50)	(2.75)	11,680,099	(0.50)	(8.75)	11,485,170	(0.50)	(2.75)	11,680,099	(0.50)	(8.75)	11,485,170
Private	R	-	-	-	-	-	-	-	-	-	-	-	-	-	-	-	-	-	-
County	S	-	-	-	-	-	-	-	-	-	-	-	-	-	-	-	-	-	-
Trust	T	-	-	-	-	-	-	-	-	-	-	-	-	-	-	-	-	-	-
Inter-departmental Transfer	U	-	-	122,664	-	-	122,664	-	-	122,664	-	-	122,664	-	-	122,664	-	-	122,664
Revolving	W	-	-	353,530	-	-	353,530	-	-	353,530	-	-	353,530	-	-	353,530	-	-	353,530
Other	X	-	-	-	-	-	-	-	-	-	-	-	-	-	-	-	-	-	-

GRAND TOTAL = BASE + TRO/TRNF & CONV UNBGT PSN + ALLOW NON-DISCR + FED ADJ + OTHER REQ

2,806.12	500.55	1,105,152,089	2,908.12	393.55	1,068,155,633	2,691.25	586.55	1,089,338,171	2,691.25	580.55	1,048,240,088	2,711.25	579.55	1,097,358,618	2,711.25	573.55	1,056,299,285
----------	--------	---------------	----------	--------	---------------	----------	--------	---------------	----------	--------	---------------	----------	--------	---------------	----------	--------	---------------

By MOF

General	A	2,287.66	252.30	497,920,091	2,389.66	157.30	518,094,300	2,173.29	340.30	467,779,067	2,173.29	340.30	470,787,820	2,193.29	331.30	475,758,896	2,193.29	331.30	478,765,782
Special	B	133.50	29.00	189,129,209	133.50	23.00	169,418,041	133.50	28.00	203,585,094	133.50	28.00	203,608,566	133.50	29.00	203,625,712	133.50	29.00	203,689,801
Federal Funds	N	251.86	68.10	133,750,205	251.86	68.10	89,814,826	251.86	67.10	133,658,736	251.86	67.10	89,723,357	251.86	68.10	133,658,736	251.86	68.10	89,723,357
Other Federal Funds	P	81.10	148.15	68,730,841	81.10	142.15	75,206,723	80.60	148.15	68,693,531	80.60	142.15	68,498,602	80.60	148.15	68,693,531	80.60	142.15	68,498,602
Private	R	-	-	-	-	-	-	-	-	-	-	-	-	-	-	-	-	-	-
County	S	-	-	-	-	-	-	-	-	-	-	-	-	-	-	-	-	-	-
Trust	T	-	-	-	-	-	-	-	-	-	-	-	-	-	-	-	-	-	-
Inter-departmental Transfer	U	7.00	3.00	4,027,031	7.00	3.00	4,027,031	7.00	3.00	4,027,031	7.00	3.00	4,027,031	7.00	3.00	4,027,031	7.00	3.00	4,027,031
Revolving	W	45.00	-	211,594,712	45.00	-	211,594,712	45.00	-	211,594,712	45.00	-	211,594,712	45.00	-	211,594,712	45.00	-	211,594,712
Other	X	-	-	-	-	-	-	-	-	-	-	-	-	-	-	-	-	-	-

Department of Health
Proposed Budget Reductions

Table 5

Prog ID	Sub-Org	Description of Reduction	Impact of Reduction	MOF	FY18			FY19			FY17 Restriction
					Pos (P)	Pos (T)	\$\$\$\$	Pos (P)	Pos (T)	\$\$\$\$	
HTH100	KL	Delete unfunded position #99862H Licensed Practical Nurse	None	A	(0.87)	-	\$ -	(0.87)	-	\$ -	N
HTH440	HD	Housekeeping - delete positions #108768 ADAD Prevention Needs Assessment (99852H), #118269 Program Specialist Substance Abuse IV and #52109 Information Technology Specialist IV	Federal Grant and funding ended.	N	-	(2.00)	\$ (136,520)	-	(2.00)	\$ (136,520)	N
HTH440	HT	Housekeeping - decrease federal fund ceiling for the Hawaii Pathways Project	To align with the federal award.	P	-	-	\$ (1,800)	-	-	\$ (1,800)	N
HTH440	HU	Transfer funds from Other Current Expenses to Personal Services within HTH440/HU and change the means of financing from federal to general for 1.00 permanent Program Specialist Substance Abuse IV no.31668.	To align the current duties and responsibilities with the funding source as part of June 30, 2014 Single Audit Report finding.	N	(1.00)	-	\$ (108,072)	(1.00)	-	\$ (108,072)	N
HTH440	HT	Transfer funds from Other Current Expenses to Personal Services within HTH440/HT and change the means of financing from federal to general for 2.00 permanent Program Specialist Substance Abuse positions (#26644 and #27863)	To align the duties and responsibilities of the positions with the funding source as part of the June 30, 2014 Single Audit Report corrective action plan.	N	(2.00)	-	\$ (192,671)	(2.00)	-	\$ (192,671)	N
HTH460	HF	Remove funding and reduce Federal Ceiling on Project Kealahou	None	P	-	(9.00)	\$ (1,932,250)	-	(9.00)	\$ (1,932,250)	N
HTH460	HF	Remove funding and reduce Federal Ceiling on Project Laulima	None	P	-	(2.00)	\$ (724,792)	-	(8.00)	\$ (924,792)	N
HTH460	HF	Move 5 positions to HTH 460HO from Project Kealahou HTH 460HF and provide funding with Block Grant for Community Mental Health	None. Funding for Project Kealahou is no longer available so this funding is being deleted.	P	-	(5.00)	\$ (259,896)	-	(5.00)	\$ (259,896)	N
HTH501	KB	Convert 3.00 temporary to permanent positions: General Professional III and IV in Contracts Section, Administrative Staff and Psychologist VI in Clinical & Eligibility Determination.	Change the 1.00 FTE General Professional IV position (#120591) and 1.00 FTE General Professional III position (#120592) from temporary to permanent positions in the Contract Section, Administrative Staff to provide essential procurement and contract services, and developing procedures that meet Federal mandates. Change the 1.00 FTE Temporary Psychologist VI position (#120851) in the Clinical & Eligibility Determination to a Permanent position to provide ongoing psychological consultation for people in DDD who have complex behavioral challenges, review eligibility applications when clinical review is required, and review situations when restrictive interventions are used.	A	-	(3.00)	\$ -	-	(3.00)	\$ -	N

Department of Health
Proposed Budget Reductions

Table 5

Prog ID	Sub-Org	Description of Reduction	Impact of Reduction	MOF	Pos (P)	Pos (T)	\$\$\$\$	Pos (P)	Pos (T)	\$\$\$\$	Restriction
HTH501	JA	Convert 2.00 temporary to permanent positions: OA III and RN III in the Outcomes Section, Outcomes & Compliance Branch.	Convert the 1.00 FTE temporary Office Assistant (OA) III position (#121022) from temporary to permanent perform administrative tasks and operations necessary to support the work of the DOH/DDD Outcomes Section in the Outcomes and Compliance Branch (OCB). Covert the 1.00 FTE temporary Registered Nurse (RN) III position (#121020) in the DOH/DDD Training Unit in the OCB from temporary to permanent to implement training on medical/nursing issues related to I/DD that address the complex medical challenges of DD clients.	A	-	(2.00)	\$ -	-	(2.00)	\$ -	N
HTH501	JO	Convert 1.00 temporary to permanent position: ITS IV in the Case Management, Oahu.	Change the 1.00 FTE ITS IV position (#117921) in the Case Management, Oahu from temporary to permanent to provide essential Information Technology (IT) system design, development, implementation, maintenance, support computer platforms for the DDD.	A	-	(1.00)	\$ -	-	(1.00)	\$ -	N
HTH520	AI	Convert 5.00 Temporary Exempt to Permanent Exempt positions	To comply and carry out its duties with the Hawaii Revised Statutes §348F, the DCAB currently employs nineteen (19) staff. Fourteen (14) either were established as permanent positions or have been converted from temporary to permanent exempt over the twenty (20+) years. The remaining five (5), are left to convert from temporary to permanent FTE. All five (5) are filled.	A	-	(5.00)	\$ -	-	(5.00)	\$ -	N
HTH560	CC	Change MOF from N to P for 2.00 temp positions #98839H and #98840H	None	N	-	(2.00)	\$ (120,585)	-	(2.00)	\$ (120,585)	N
HTH560	CW	Convert MOF for perm Planner IV position # 31787 from 100% N in HTH 560/CW to 50% N in HTH 560/CW and 50% P in HTH 560/CT	None	N	(0.50)	-	\$ (34,638)	(0.50)	-	\$ (34,638)	N
HTH560	CC	Change MOF for Sec II posn #19434	None	N	(1.00)	-	\$ (62,417)	(1.00)	-	\$ (62,417)	N

Department of Health
Proposed Budget Reductions

Table 5

Prog ID	Sub-Org	Description of Reduction	Impact of Reduction	MOF	Pos (P)	Pos (T)	\$\$\$\$	Pos (P)	Pos (T)	\$\$\$\$	Restriction
HTH610	FR	Change means of financing for two asbestos program positions from other federal funds to general funds	Funding change will enable continuation of asbestos compliance and enforcement duties and functions. Federal funds are no longer available for two permanent Environmental Health Specialist III positions (#42314 and #45346), due to a severe decrease in the annual award amount for the Toxic Substances Control Act (TSCA) Compliance Monitoring Program grant. These positions provide compliance and enforcement for the management of asbestos materials in schools K-12, as well as implement and enforce the asbestos accreditation/certification program (i.e. audit/accredit training providers and certify individual workers, supervisors, inspectors, management planners, project monitors, and project designers) that ensures a trained and qualified workforce statewide.	P	(2.00)	-	\$ (94,824)	(2.00)	-	\$ (94,824)	N
HTH710	MK	Removing the FSIS Laboratory Assistant III, position no. 93018H and the other current expenses from BJ Table. The FSIS Grant will discontinue after September 29, 2016.	None	P	-	(1.00)	\$ (80,000)	-	(1.00)	\$ (80,000)	N
HTH730	MT	Reduce funds to align with federal award for Hawaii Core SVIPP grant for the Injury Prevention & Control program.	None	P	-	-	\$ (500,000)	-	-	\$ (500,000)	N
HTH840	FG	Decrease federal fund ceiling per Form FF estimates of federal grant award amounts for Clean Water	The adjustment will align the appropriation with the anticipated award amounts for the Water Pollution Control (WPC)-Surface Water grant and the WPC-Monitoring Initiative grant, which both have multi-year budget periods.	N	-	-	\$ (231,538)	-	-	\$ (2,341,892)	N
HTH840	FF	Decrease federal fund ceiling per Form FF estimates of federal grant award amounts for Clean Air	The adjustment will align the appropriation with the anticipated award amounts for the State Clean Diesel grant and the new Multipurpose Grant Program grant. Both are multi-year awards that are budgeted only in the first year of the award. The Online Permitting and Reporting Project grant became the Exchange Network grant and is no longer managed in HTH 840/FF. The Exchange Network grant is budgeted in HTH 849/FA.	P	-	-	\$ (255,000)	-	-	\$ (255,000)	N
HTH849	FD	Adjust federal fund ceiling per Form FF estimates of federal grant award amounts for Hazard Evaluation and Emergency Response	The adjustment will align the appropriation with the anticipated award amounts for the State Response Program grant and the Department of Defense and State Memorandum of Agreement grant, which both have two-year budget periods.	P	-	-	\$ (942,508)	-	-	\$ -	N

Department of Health
Proposed Budget Reductions

Table 5

Prog ID	Sub-Org	Description of Reduction	Impact of Reduction	MOF	Pos (P)	Pos (T)	\$\$\$\$	Pos (P)	Pos (T)	\$\$\$\$	Restriction
HTH905	AH	Description of Request: Convert 1.00 FTE Program Specialist (DD) IV, Position No. 118735, from Temporary Civil Service to Permanent Civil Service.	Establishing permanency in the position would assure continuity in providing staffing for the Self-Advocacy Advisory Council, establishing a statewide self-advocacy network, and coordinating statewide self-advocacy activities.	A	-	(1.00)	\$ -	-	(1.00)	\$ -	N
HTH905	AH	Housekeeping - Adjust Federal Ceiling to Align with Anticipated Federal Award	None	N	-	-	\$ (25,102)	-	-	\$ (25,102)	N
HTH907	AP	Housekeeping - Delete 1.00 temp FTE position for the Strengthening Public Health Infrastructure Grant	No negative impact - Grant funding ended	P	-	(1.00)	\$ -	-	(1.00)	\$ -	N
HTH907	AD	Establish 1.00 temp OA III for HRO (OR-19)	Tradeoff from personal services adjustment to payroll	A	-	-	\$ (21,706)	-	-	\$ (43,411)	N

Department of Health
Proposed Budget Additions

Table 6

Prog ID	Sub-Org	Addition Type	Prog ID Priority	Dept- Wide Priority	Description of Addition	Justification	MOF	FY18			FY19		
								Pos (P)	Pos (T)	\$\$\$	Pos (P)	Pos (T)	\$\$\$
HTH100	DH	FA	5	FA-40	Add funds to align with federal award (Comprehensive Sexually Transmitted Diseases "STD" Prevention Grant)	This housekeeping request is to add funds for the Comprehensive STD Prevention Grant to align with the anticipated federal awards for the next project period (01/01/19 to 12/31/23). This federal grant provides STD disease intervention and detection services to residents of Hawaii.	P	-	-	\$ 1,155,915	-	-	\$ 1,155,915
HTH100	DI	FA	6	FA-41	Add funds to align with federal award (Human Immunodeficiency Virus "HIV"/Acquired Immune Deficiency Syndrome "AIDS" Grant)	This housekeeping request is to add funds for the HIV/AIDS Grant to align with the anticipated federal awards for the next project period (01/01/18 to 12/31/22). The primary objective of this federal grant is to collect and monitor rate and trend in HIV incident and prevalence in residents of Hawaii.	P	-	-	\$ 765,891	-	-	\$ 765,891
HTH100	DI	OR	1	OR-44	Increase ceiling for Medical Marijuana Registry Special Fund (S-364) to add 1.00 Program Specialist IV, 1.00 Office Assistant IV, Other Current Expenses	The FY17 ceiling increase to \$518,226 was based on servicing 14,000 patients with the addition of 1.00 FTE for an Office Assistant IV (OA IV) to reduce turnaround time. The current backlog is averaging 600 - 800 applications in the queue (about 10 - 15 business days). The new OA IV position approved by Act 124/2016 should alleviate the current backlog when established and filled, but it will NOT address projected program growth of roughly 20% annually in the FB 2017-19. Concerns persist regarding turnaround time for issuance of 329 cards and lack of staff to take patient calls.	B	-	2.00	\$ 144,054	-	2.00	\$ 208,143
HTH100	KJ	OR	2	OR-69	HOUSEKEEPING. Increase ceiling for inter-agency funds (S-329) to the Department of Education to fully fund Registered Nurse position at Farrington High School	The proposed increase in ceiling is necessary to fully fund the Register Nurse IV position.	U	-	-	\$ 35,664	-	-	\$ 35,664
HTH131	DB	FA	1	1	Increase MOF-N ceiling for the Hospital Preparedness Program (HPP) and Public Health Emergency Preparedness (PHEP) Aligned Cooperative Agreements	Housekeeping request to increase MOF-N ceiling per the Form FF for HPP and PHEP Aligned Cooperative Agreements' anticipated next project period (07/1/2017 to 06/30/2022).	N	-	-	\$ 24,000,000	-	-	\$ -
HTH131	DC	FA	1	2	Increase MOF-N ceiling for the Hawaii Immunization and Vaccines for Children grant	Housekeeping request to increase MOF-N ceiling per the Form FF for the Hawaii Immunization and Vaccines for Children grant's anticipated next project period (1/1/2018 to 12/31/2022).	N	-	-	\$ 13,200,000	-	-	\$ -

Department of Health
Proposed Budget Additions

Table 6

Prog ID	Sub-Org	Addition Type	Prog ID Priority	Dept-Wide Priority	Description of Addition	Justification	MOF	Pos (P)	Pos (T)	\$\$\$	Pos (P)	Pos (T)	\$\$\$
HTH131	DC	FA	1	35	Restore funds for 4.00 temp positions and fringe for the Epidemiology and Laboratory Capacity Program	Restores funds, deleted by a base budget adjustment per FM 16-12, for 4.00 temp positions for the Epidemiology and Laboratory Capacity Program.	P	-	-	\$ 391,929	-	-	\$ 391,929
HTH131	DJ	FA	1	39	Increase MOF-P ceiling per Form FF for various grants	Housekeeping request to increase MOF-P ceiling per Form FF for various grants.	P	-	-	\$ 3,510,951	-	-	\$ 3,075,849
HTH131	DC	OR	2	43	Add 1.00 perm Epidemiological Specialist IV for investigations of vaccine-preventable diseases	Adds General Funds for 1.00 perm Epidemiological Specialist IV to fully support acute infectious disease surveillance and response activities.	A	1.00	-	\$ 25,500	1.00	-	\$ 51,000
HTH131	DJ	OR	2	42	Add 1.00 perm Epidemiological Specialist IV for disease investigations	Adds General Funds for 1.00 perm Epidemiological Specialist IV for Oahu to fully support acute vaccine-preventable disease surveillance and response activities.	A	1.00	-	\$ 25,500	1.00	-	\$ 51,000
HTH420	HO	OR	1		Additional funding for Homeless Outreach to persons with Serious and Persistent Mental Illness, also known as Interim Case Management.	This request is for funds to continue to provide services that were initially funded by the Legislature under Act 186, SLH 2016. The provision of homeless outreach services will help individuals break the cycle of homelessness.	A	-	-	\$ 1,000,000	-	-	\$ 1,000,000
HTH440	HD	FY	1	FY-1	Request 2nd year funding for Program Specialist V (#97606H) for the Clean and Sober Homes Registry	In support of Act 193 SLH 2014, position would continue operating the Clean and Sober Homes Registry.	A	-	-	\$ 28,584	-	-	\$ 28,584
HTH440	HO	OR	2		Homeless Outreach, Counseling, and Diversion services for unsheltered homeless persons experiencing substance abuse	To address homeless persons with substance abuse issues including staff, training and certification.	A	-	-	\$ 800,000	-	-	\$ 800,000
HTH440	HO	OR	3		Additional funding to expand the inventory and minimum standards for clean and sober housing facilities	To expand contracted clean and sober housing to homeless individuals with substance abuse issues.	A	-	-	\$ 300,000	-	-	\$ 300,000
HTH440	HU	OR	4	OR-28	Transfer funds from Other Current Expenses to Personal Services within HTH440/HU and change the means of finance from federal to general fund for 1.00 permanent FTE #31668 Program Specialist Substance Abuse IV	To align the current duties and responsibilities with the funding source as part of June 30, 2014 Single Audit Report finding.	A	1.00	-	\$ -	1.00	-	\$ -
HTH440	HT	OR	5	OR-29	Transfer funds from Other Current Expenses to Personal Services within HTH440/HT and change the means of finance from federal to general fund for 2.00 permanent FTE Program Specialist Substance Abuse IV positions (#26644 and #27863)	To align the current duties and responsibilities with the funding source as part of June 30, 2014 Single Audit Report finding.	A	2.00	-	\$ -	2.00	-	\$ -
HTH440	HT	FA	6	FA-3	Add 2 positions and increase funds for SBIRT grant	To align with the federal award.	P	-	2.00	\$ 8,291,875	-	2.00	\$ 1,658,375

Department of Health
Proposed Budget Additions

Table 6

Prog ID	Sub-Org	Addition Type	Prog ID Priority	Dept-Wide Priority	Description of Addition	Justification	MOF	Pos (P)	Pos (T)	\$\$\$	Pos (P)	Pos (T)	\$\$\$
HTH440	HO	FA	7	FA-4	Housekeeping - increase funds for the Drug and Alcohol Services Information System (DASIS) agreement	To align with the federal award.	P	-	-	\$ 37,538	-	-	\$ 37,538
HTH440	HO	FA	8	FA-5	Housekeeping - increase federal fund ceiling for the Substance Abuse Prevention and Treatment (SAPT) Block Grant	To align with the federal award.	N	-	-	\$ 560,472	-	-	\$ 560,572
HTH440	HD	FA	9	FA-7	Housekeeping - increase federal fund ceiling for the Hawaii Tobacco State Enforcement Contract	To align with the federal award.	P	-	-	\$ 131,428	-	-	\$ 131,438
HTH460	HO	OR	1	OR-11	Increase the Purchase of Service Contracts in the Child and Adolescent Mental Health Division	Purchase of Service Contracts have not been increased since October 2006. CAMHD is in danger of losing POS contractors as it is no longer viable for them to continue providing services to CAMHD youth. There is threat of litigation revolving around allegations that CAMHD is not providing care for enough youth in the state of Hawaii.	A	-	-	\$ 1,340,000	-	-	\$ 1,613,000
HTH460	HO	FA	2	FA-9	Increase Federal Ceiling for Block Grand and Data Infrastructure Grant Expenditures	These grants provide Federal Monies that supplement the General Fund and provide additional services to the youth across the state. The Block Grant enabled the Child and Adolescent Mental Health Division to build a telehealth network across the state to provide a better service of family therapy and to the youth that are placed in out of home placements that are not on their home islands and medication management to areas that have a shortage of psychiatrists.	N	-	-	\$ 611,275	-	-	\$ 300,850
HTH460	HF	FA	4	FA-11	Add positions and operating funds for wraparound grant	CAMHD received a new SAMHSA grant, these positions and funds will allow CAMHD to run the grant and increase the ceiling as needed.	P	-	8.50	\$ 1,834,901	-	8.50	\$ 2,223,325

Department of Health
Proposed Budget Additions

Table 6

Prog ID	Sub-Org	Addition Type	Prog ID Priority	Dept-Wide Priority	Description of Addition	Justification	MOF	Pos (P)	Pos (T)	\$\$\$	Pos (P)	Pos (T)	\$\$\$
HTH460	HO	FA	5	FA-13b	Move 5 positions to HTH 460HO from Project Kealahou HTH 460HF and provide funding with Block Grant for Community Mental Health	This request is to move funding within the SAMHSA Block Grant from operating to personal services to fund 5 positions to continue the services that were started through Project Kealahou. The girls served will have been affected by trauma and will receive trauma focused mental health treatment to improve their lives and coping skills. The lessons learned by Project Kealahou will enable CAMHD to continue providing this trauma focused care to this underserved population in the least restrictive setting possible. Receiving services of this type reduces the risk of from incarceration, running away, and improves school attendance and their overall living skills.	N	-	5.00	\$ -	-	5.00	\$ -
HTH501	CN	OR	1	OR-10	Rebase Provider Payment Rates for intellectual and developmental disabilities (I/DD) Home and Community Based Services Waiver (HCBSW). This request is tied to the request to transfer funds for DD Dom services from HTH 501/CM "Purchase of Services" to HTH 501/CN "State Match for Title XIX Program."	Rebase service payment rates that would be 10 years-old for contracted providers of services to persons with I/DD to ensure a stable provider network with qualified and quality staff and to comply with various federal requirements, including the requirements of the final rules amending the regulation for 1915(c) HCBS Waiver program, authorized under section 1915(c) of the Social Security Act which requires states to maximize the opportunities for HCBS program participants to have access to the benefits of community living and to receive services in the most integrated setting and will effectuate the law's intention for Medicaid home and community-based services to provide alternatives to services provided in institutions.	A	-	-	\$ 2,754,980	-	-	\$ 7,118,914
HTH501	JQ	FY	2	FY-2	Request 2nd year funding for the SW/HSP IV (#97707H) in Case Mgmt. Branch, Hawaii	Request second year funding to fill the Social Worker/Human Services Professional IV (#97707H) for the Case Management Branch for the County of Hawaii.	A	-	-	\$ 26,244	-	-	\$ 26,244

Department of Health
Proposed Budget Additions

Table 6

Prog ID	Sub-Org	Addition Type	Prog ID Priority	Dept-Wide Priority	Description of Addition	Justification	MOF	Pos (P)	Pos (T)	\$\$\$	Pos (P)	Pos (T)	\$\$\$
HTH501	CU	OR	3	OR-30	Establish 1.00 Permanent Human Services Professional V Position in the Case Management Services Branch.	Request to add 1.00 FTE Human Services Professional (HSP) V position to the Case Management Branch to provide coordination and leadership for the implementation of a system to establish service levels using the Supports Intensity Scale (SIS) and individualized budgets.	A	1.00	-	\$ 28,584	1.00	-	\$ 57,168
HTH501	KB	OR	4	OR-39	Convert 3.00 temporary to permanent positions: General Professional III and IV in Contracts Section, Administrative Staff and Psychologist VI in Clinical & Eligibility Determination.	Change the 1.00 FTE General Professional IV position (#120591) and 1.00 FTE General Professional III position (#120592) from temporary to permanent positions in the Contract Section, Administrative Staff to provide essential procurement and contract services, and developing procedures that meet Federal mandates. Change the 1.00 FTE Temporary Psychologist VI position (#120851) in the Clinical & Eligibility Determination to a Permanent position to provide ongoing psychological consultation for people in DDD who have complex behavioral challenges, review eligibility applications when clinical review is required, and review situations when restrictive interventions are used.	A	3.00	-	\$ -	3.00	-	\$ -
HTH501	JA	OR	5	OR-50	Convert 2.00 temporary to permanent positions: OA III and RN III in the Outcomes Section, Outcomes & Compliance Branch.	Convert the 1.00 FTE temporary Office Assistant (OA) III position (#121022) from temporary to permanent perform administrative tasks and operations necessary to support the work of the DOH/DDD Outcomes Section in the Outcomes and Compliance Branch (OCB). Cover the 1.00 FTE temporary Registered Nurse (RN) III position (#121020) in the DOH/DDD Training Unit in the OCB from temporary to permanent to implement training on medical/nursing issues related to I/DD that address the complex medical challenges of DD clients.	A	2.00	-	\$ -	2.00	-	\$ -
HTH501	JO	OR	6	OR-57	Convert 1.00 temporary to permanent position: ITS IV in the Case Management, Oahu.	Change the 1.00 FTE ITS IV position (#117921) in the Case Management, Oahu from temporary to permanent to provide essential Information Technology (IT) system design, development, implementation, maintenance, support computer platforms for the DDD.	A	1.00	-	\$ -	1.00	-	\$ -

Department of Health
Proposed Budget Additions

Table 6

Prog ID	Sub-Org	Addition Type	Prog ID Priority	Dept-Wide Priority	Description of Addition	Justification	MOF	Pos (P)	Pos (T)	\$\$\$	Pos (P)	Pos (T)	\$\$\$
HTH520	AI	OR	1	OR-76	Establish 1.00 FTE Permanent Exempt DCAB Program Support Technician for Disabled Person Parking Program	Establish this position with NO NEW MONEY by reallocating resources within its existing budget. The Disability and Communication Access Board (DCAB) is the state 'issuing agency' for the disabled person parking program in accordance with federal law, P.L. 100-641, Chapter 291, Part III, Hawaii Revised Statutes and Hawaii Administrative Rules Title 11- 219.	A	1.00	-	\$ -	1.00	-	\$ -
HTH520	AI	OR	1	OR-77	Convert 5.00 Temporary Exempt to Permanent Exempt positions	To comply and carry out its duties with the Hawaii Revised Statutes §348F, the DCAB currently employs nineteen (19) staff. Fourteen (14) either were established as permanent positions or have been converted from temporary to permanent exempt over the twenty (20+) years. The remaining five (5), are left to convert from temporary to permanent FTE. All five (5) are filled.	A	5.00	-	\$ -	5.00	-	\$ -
HTH520	AI	OR	1	OR-90	Establish 1.00 FTE Permanent Exempt State Web Accessibility Coordinator	HRS §348F-3-3 to §348F-3-9 addresses the importance of the position to ensure the State of Hawaii websites are accessible and in compliance with the federal law, Part 35 Nondiscrimination on the Basis of Disability in State and Local Government Services, Americans with Disabilities Act Title II. The position maintains stability to carry out the statewide accessibility policy in the Comptroller's Directive 2010-28, titled "Policy Guidance on Website Accessibility" to ensure that state websites are accessible for people with disabilities.	A	1.00	-	\$ 38,500	1.00	-	\$ 67,000
HTH560	CC	FA	2	FA-14	Establish federal ceiling for non-appropriated grant with project period beginning in FY17 titled Hawaii Birth Defects Surveillance, Intervention and Follow-up for Zika Virus	To establish a federal MOF "P" ceiling of \$400,000 in HTH560/CC for this newly acquired grant and to establish a 1.00 FTE temporary Office Assistant III position in the Hawaii Birth Defects Program.	P	-	1.00	\$ 400,000	-	1.00	\$ 400,000
HTH560	CW	FA	2	FA-17	Add funds for the Family Planning Grant in FY 18	Housekeeping request to add funds for the Family Planning Program Grant to align with the federal awards for the next project period (7/1/17 to 6/30/20).	N	-	-	\$ 4,314,600	-	-	\$ -
HTH560	KC	FA	2	FA-18	Add funds for the State Systems Development Initiative Grant in FY 18	Housekeeping request to align with the federal awards for the next project period (12/01/17 to 11/30/20).	P	-	-	\$ 200,000	-	-	\$ -
HTH560	KC	FA	1	FA-19	Add funds for the Hawaii State Oral Disease Prevention Program Grant in FY 19	Housekeeping request to align with the federal awards for the next project period (09/01/18 to 08/31/23).	P	-	-	\$ -	-	-	\$ 1,120,000

Department of Health
Proposed Budget Additions

Table 6

Prog ID	Sub-Org	Addition Type	Prog ID Priority	Dept-Wide Priority	Description of Addition	Justification	MOF	Pos (P)	Pos (T)	\$\$\$	Pos (P)	Pos (T)	\$\$\$
HTH560	CZ(CF)	FA	1	FA-20	Add funds for the Sexual Violence Grant.	Housekeeping request to add funds for the Sexual Violence grant to align with the federal awards for the next project period (02/01/2019 to 01/31/2024).	P	-	-	\$ -	-	-	\$ 1,020,344
HTH560	KC	FA	3	FA-21	Add funds for the Rural Hospital Flexibility Grant In FY 19	Housekeeping request to align with the federal awards for the next project period (09/01/18 to 08/31/21).	P	-	-	\$ -	-	-	\$ 880,000
HTH560	KC	FA	4	FA-22	Add funds for the State Primary Care Offices Grant In FY 19	Housekeeping request to align funds with the federal awards for the next project period (4/01/19 to 03/31/24).	P	-	-	\$ -	-	-	\$ 700,000
HTH560	KC	FA	5	FA-23	Add funds for the Small Rural Hospital Improvement Grant in FY 19.	Housekeeping request to align funds with the federal awards for the next project period (06/01/19 to 05/31/22).	P	-	-	\$ -	-	-	\$ 190,000
HTH560	CK	OR	1	OR-33	Fold into the budget Registered Nurse IV position & funds per ACT 203 SLH 2016 S.B. 2317 for Child Death Review & Maternal Mortality Review Program	ACT 203 SLH 2016, S.B. 2317 signed by Governor David Ige on July 5, 2016.	A	1.00	-	\$ 68,078	1.00	-	\$ 111,156
HTH560	CT	OR	1	OR-34	Folds into the budget funds per Act 118/2015 for the State's Maintenance of Effort (MOE) to receive the Maternal Infant Early Childhood Home Visiting (MIECHV) grant	To support the level of funding required for eligibility and the Department's responsibility for surveillance through the program's hospital based early identification program for families at risk for child maltreatment.	A	-	-	\$ 3,000,000	-	-	\$ 3,000,000
HTH560	CC	OR	6	FA-15	Change MOF from N to P for 2.00 temp positions #98839H and #98840H	This request is to align the positions with the grant's current MOF classification.	P	-	2.00	\$ 120,585	-	2.00	\$ 120,585
HTH560	CT	OR	7	FA-16b	Convert MOF for perm Planner IV position # 31787 from 100% N in HTH 560/CW to 50% N in HTH 560/CW and 50% P in HTH 560/CT	This request is to align the position with available funding sources while also filling essential program needs.	P	0.50	-	\$ 34,638	0.50	-	\$ 34,638
HTH560	CC	OR	9	FA-25	Change MOF for Secretary II position #19434	This request is to align the position with the grant's current MOF classification.	P	1.00	-	\$ 62,417	1.00	-	\$ 62,417
HTH560	KC	OR	19	FA-24	Add 1.00 temp Program Specialist IV for the Hawaii Oral Disease Prevention Program and Delete .25 temp Epidemiologist #95605H (#120260)	This request is to fold into the budget a position to direct the daily programmatic operations funded by the Oral Health grant.	P	-	0.75	\$ 24,090	-	0.75	\$ 53,814

Department of Health
Proposed Budget Additions

Table 6

<u>Prog ID</u>	<u>Sub-Org</u>	<u>Addition Type</u>	<u>Prog ID Priority</u>	<u>Dept-Wide Priority</u>	<u>Description of Addition</u>	<u>Justification</u>	<u>MOF</u>	<u>Pos (P)</u>	<u>Pos (T)</u>	<u>\$\$\$</u>	<u>Pos (P)</u>	<u>Pos (T)</u>	<u>\$\$\$</u>
HTH590	KK	OR	1a	OR-35a	Add funding for program staff and operating expenses initially funded through Act 118, SLH 2015	Act 118, SLH 2015, (1) amended the distribution amounts allocated from the Hawaii Tobacco Settlement Special Fund; and (2) appropriated general fund revenues to budget programs and items that were formerly supported by the Hawaii Tobacco Settlement Special Fund, thereby changing the Means of Financing for all personnel and operating expenses from the Special Fund to General Fund. The general funds appropriated were the sole source of funding for 57% of HTH 590 (Chronic Disease Prevention and Health Promotion Division "CDPHPD") total staff (47 of a total 82) and 100% of its administrative operating costs. The negative impact would be that the CDPHPD will have no authority for funding of its personnel and operating expenses covered by Act 118, SLH 2015, which only authorized funds through June 30, 2017, leaving the CDPHPD unable to carry out its responsibilities within and for the department.	A	-	-	\$ 3,340,339	-	-	\$ 3,340,339
HTH590	GR	OR	1b	OR-35b	Add funding for program staff and operating expenses initially funded through Act 118, SLH 2015	Act 118, SLH 2015, (1) amended the distribution amounts allocated from the Hawaii Tobacco Settlement Special Fund; and (2) appropriated general fund revenues to budget programs and items that were formerly supported by the Hawaii Tobacco Settlement Special Fund, thereby changing the Means of Financing for all personnel and operating expenses from the Special Fund to General Fund. The general funds appropriated were the sole source of funding for 57% of HTH 590 (Chronic Disease Prevention and Health Promotion Division "CDPHPD") total staff (47 of a total 82) and 100% of its administrative operating costs. The negative impact would be that the CDPHPD will have no authority for funding of its personnel and operating expenses covered by Act 118, SLH 2015, which only authorized funds through June 30, 2017, leaving the CDPHPD unable to carry out its responsibilities within and for the department.	A	-	-	\$ 2,433,002	-	-	\$ 2,433,002

Department of Health
Proposed Budget Additions

Table 6

<u>Prog ID</u>	<u>Sub-Org</u>	<u>Addition Type</u>	<u>Prog ID Priority</u>	<u>Dept-Wide Priority</u>	<u>Description of Addition</u>	<u>Justification</u>	<u>MOF</u>	<u>Pos (P)</u>	<u>Pos (T)</u>	<u>\$\$\$</u>	<u>Pos (P)</u>	<u>Pos (T)</u>	<u>\$\$\$</u>
HTH590	GP	OR	1c	OR-35c	Add funding for program staff and operating expenses initially funded through Act 118, SLH 2015	Act 118, SLH 2015, (1) amended the distribution amounts allocated from the Hawaii Tobacco Settlement Special Fund; and (2) appropriated general fund revenues to budget programs and items that were formerly supported by the Hawaii Tobacco Settlement Special Fund, thereby changing the Means of Financing for all personnel and operating expenses from the Special Fund to General Fund. The general funds appropriated were the sole source of funding for 57% of HTH 590 (Chronic Disease Prevention and Health Promotion Division "CDPHPD") total staff (47 of a total 82) and 100% of its administrative operating costs. The negative impact would be that the CDPHPD will have no authority for funding of its personnel and operating expenses covered by Act 118, SLH 2015, which only authorized funds through June 30, 2017, leaving the CDPHPD unable to carry out its responsibilities within and for the department.	A	-	-	\$ 733,964	-	-	\$ 733,964
HTH610	FN	OR	2	OR-12	Add positions and related operating funds for vector control surveillance and abatement	The additional positions will provide adequate resources to more effectively prevent and manage disease outbreaks and public health threats from vector-borne diseases, such as dengue, chikungunya, and zika virus. The positions are needed to provide full capacity and capabilities for an effective, efficient, and accountable Vector Control Branch (VCB) to achieve its mission, goals, and objectives. The positions, supplies, equipment, and vehicles will expand and enhance coverage for surveillance, investigation, assessment, abatement, and public education throughout the state. This will bring the total number of VCB positions statewide to 57.	A	12.00	-	\$ 741,996	12.00	-	\$ 613,876

Department of Health
Proposed Budget Additions

Table 6

Prog ID	Sub-Org	Addition Type	Prog ID Priority	Dept-Wide Priority	Description of Addition	Justification	MOF	Pos (P)	Pos (T)	\$\$\$	Pos (P)	Pos (T)	\$\$\$
HTH610	FR	OR	1	OR-13	Change means of financing for two asbestos program positions from other federal funds to general funds	Funding change will enable continuation of asbestos compliance and enforcement duties and functions. Federal funds are no longer available for two permanent Environmental Health Specialist III positions (#42314 and #45346), due to a severe decrease in the annual award amount for the Toxic Substances Control Act (TSCA) Compliance Monitoring Program grant. These positions provide compliance and enforcement for the management of asbestos materials in schools K-12, as well as implement and enforce the asbestos accreditation/certification program (i.e. audit/accredit training providers and certify individual workers, supervisors, inspectors, management planners, project monitors, and project designers) that ensures a trained and qualified workforce statewide.	A	2.00	-	\$ 94,824	2.00	-	\$ 94,824
HTH610	FL	OR	5	OR-70	Housekeeping request to increase appropriation to sufficiently fund fringe benefits for Division Administration	The budgeted amount for fringe benefits is below the actual cost. This request will appropriately budget fringe benefits for the four positions (Information Technology Specialist (ITS) IV, ITS III, Personnel Management Specialist IV (revised class title is Human Resources Specialist IV), and Public Health Administrative Officer IV) supported by the Sanitation and Environmental Health Special Fund. The fund has sufficient cash balance and revenue to accommodate the requested appropriation increase.	B	-	-	\$ 72,000	-	-	\$ 72,000
HTH610	FN	OR	6	OR-71	Housekeeping request to increase appropriation to adequately fund payroll costs in Vector Control	The budgeted amounts for collective bargaining and fringe benefits are insufficient for the three Vector Control Worker II positions funded by Department of Transportation special funds. The requested amount of fringe benefits and personal services adjustment will adequately cover the higher projected payroll costs. These positions conduct vector control surveillance and abatement activities.	U	-	-	\$ 26,000	-	-	\$ 26,000

Department of Health
Proposed Budget Additions

Table 6

Prog ID	Sub-Org	Addition Type	Prog ID Priority	Dept-Wide Priority	Description of Addition	Justification	MOF	Pos (P)	Pos (T)	\$\$\$	Pos (P)	Pos (T)	\$\$\$
HTH610	FQ	OR	4	OR-72	Housekeeping request to increase appropriation to sufficiently fund fringe benefits in Sanitation	The budgeted amount for fringe benefits is below the actual cost. This request will appropriately budget fringe benefits for the sixteen Sanitarian positions supported by the Sanitation and Environmental Health Special Fund. The fund has sufficient cash balance and revenue to accommodate the requested appropriation increase.	B	-	-	\$ 141,000	-	-	\$ 141,000
HTH610	FQ	FY	3	FY-6	Housekeeping request to fund salaries and fringe benefits for three Sanitarian positions at full-year amounts	The additional funds are needed to increase salaries and fringe benefits from half-year to full-year for Sanitarian III (#121323, #121324, and #121325). These positions were first authorized by Act 134, SLH 2013, for the second year of the FB 13-15 biennium budget, and the need for this request was inadvertently missed previously. The Sanitation and Environmental Health Special Fund has sufficient cash balance and revenue to accommodate the requested appropriation increase.	B	-	-	\$ 124,992	-	-	\$ 124,992
HTH710	MK	OR	1	OR-38	Add funds to increase Air Handling System Maintenance Costs based on previous fiscal years actual costs.	The budget allocation for the maintenance of the State Laboratories Division (SLD) heating, ventilation and air conditioning (HVAC) system (HTH 710/MK, Line 027, 5831 object code) has not been adjusted for increased costs for at least 14 years. Costs of maintaining the aging systems increase every year: \$250,781 in FY14, \$254,292 in FY15 and \$261,252 in FY16 and \$265,841 in FY17.	A	-	-	\$ 146,000	-	-	\$ 146,000
HTH720	MP	NG	OR-14	OR-14	Establish 5.00 permanent FTE and funds for the Medical Marijuana Dispensary Licensing Program	The Medical Marijuana Dispensary Licensing Program staff and budget were established in Act 241, SLH 2015 and codified into section 329D, HRS. This is recognition of the program as part of OHCA's budget.	B	5.00	-	\$ 890,000	5.00	-	\$ 890,000
HTH720	MP	OR	OR-15	OR-15	Establish 1.00 permanent Office Assistant III	The funding provided per Act 213 was temporary (through 6/30/2015). OHCA was unable to fill due to the temporary nature of the position and funding (NTE 6/30/2015) - DHRD was not able to post as there was less than three (3) months remaining. OHCA was not successful in obtaining the funding previously and is once again requesting funds in this supplemental budget request.	A	1.00	-	\$ 13,566	1.00	-	\$ 27,132

Department of Health
Proposed Budget Additions

Table 6

Prog ID	Sub-Org	Addition Type	Prog ID Priority	Dept-Wide Priority	Description of Addition	Justification	MOF	Pos (P)	Pos (T)	\$\$\$	Pos (P)	Pos (T)	\$\$\$
HTH720	MP	OR	OR-16	OR-16	Establish 1.00 permanent Registered Nurse V and 1.00 temporary Office Assistant III and funds for Home Care Licensing	The program backlog consists of 30 overdue complaints, 45 overdue survey inspections, approximately 50 license applications, and at least 100 or more non-reviewed statements of deficiencies (SOD) and plans of correction (POC).	A	1.00	1.00	\$ 82,894	1.00	1.00	\$ 129,788
HTH720	MP	OR	OR-22	OR-22	Establish 1.00 temp Registered Nurse V for Home Care Licensing	Pursuant to Act 125, SLH 2014, this position will facilitate the licensing of home care agencies.	A	-	1.00	\$ 48,078	-	1.00	\$ 96,156
HTH720	MP	FF	FA-36	FA-36	Increase federal fund ceiling for the Medicare Administration, Title XVIII grant for the Office of Health Care Assurance	Federal award for Title XVIII was increased for Hawaii for federal FY 2017 and is expected to increase for federal FYs 2018 and 2019 due to increased workloads.	P	-	-	\$ 2,826	-	-	\$ 2,826
HTH730	MQ	OR	1	OR-60	Add General Funds for collective bargaining agreement requirements of the contractor providing emergency ambulance services for the County of Maui and the County of Kauai.	The State contracts for emergency ambulance services on the islands of Kauai, Maui, Molokai, and Lanai. Maui and Kauai County contracted services are provided by American Medical Response (AMR). The funds requested are to meet requirements for increases in personal service cost resulting from contracted service provider's negotiated agreements with the Maui and Kauai Paramedic Association represented by the ILWU Unit 11. To maintain the current level of emergency ambulance services, ambulance contractors must be funded in accordance to the requirements in their collective bargaining agreements. Otherwise, there would be a reduction in emergency ambulance services.	A	-	-	\$ 185,980	-	-	\$ 429,902

Department of Health
Proposed Budget Additions

Table 6

<u>Prog ID</u>	<u>Sub-Org</u>	<u>Addition Type</u>	<u>Prog ID Priority</u>	<u>Dept-Wide Priority</u>	<u>Description of Addition</u>	<u>Justification</u>	<u>MOF</u>	<u>Pos (P)</u>	<u>Pos (T)</u>	<u>\$\$\$</u>	<u>Pos (P)</u>	<u>Pos (T)</u>	<u>\$\$\$</u>
HTH730	MQ	OR	2	OR-61	Add General Funds for statewide emergency ambulance services for increase in other current expenses.	Emergency ambulance services are recognized as an essential service for reducing medical emergency deaths, injuries, and permanent long-term disability as a result of the patient's condition, natural disasters, or other causes. The State contracts for emergency ambulance services on the islands of Oahu, Hawaii, Kauai, Maui, Molokai, and Lanai. Beginning July 1, 2004, the State has utilized a combination of General Funds and EMS Special Funds to meet the cost of service requirements. To maintain the current level of emergency ambulance services, ambulance contractors require additional funds for Other Current Expenses.	A	-	-	\$ 799,833	-	-	\$ 742,034
HTH730	MT	FA	3	FA-28	Add funds for a 1.00 temp position and Other Current Expenses to align with federal award for Hawaii Prescription Drug Overdose: Data-Driven Prevention Initiative Planning and Data "DPPI P&D" project.	To add federal funding for non-appropriated grant that began in FY 17 to 1-year for budgetary purposes only. It adds an award received for the new grant Hawaii DDPI P&D (Prescription Drug Overdose: Data-Driven Prevention Initiative Planning and Data) project based on the award notice for the first year of the project period that indicates \$290,000 actual for the first year budget period, 09/01/2016 - 08/31/2017; the program has been advised that the recommendation for future awards is \$290,000 for each remaining year of the three (3) year project period, 09/01/2016 - 08/31/2019. In September 2016, the program submitted a request for approval to expend non-appropriated federal funds for the Hawaii DPPI P&D project, beginning in FY 17.	P	-	1.00	\$ 290,000	-	1.00	\$ 290,000

Department of Health
Proposed Budget Additions

Table 6

Prog ID	Sub-Org	Addition Type	Prog ID Priority	Dept-Wide Priority	Description of Addition	Justification	MOF	Pos (P)	Pos (T)	\$\$\$	Pos (P)	Pos (T)	\$\$\$
HTH840	FG	OR	2	OR-23	Add Environmental Health Specialist IV positions for water quality monitoring and analysis	The Clean Water Branch (CWB) has inadequate staff capacity to perform timely monitoring that assures the safety of Hawaii's stream and coastal waters for public swimming and fishing. Contaminants of emerging concern (CEC) from Wastewater Treatment Plant outfalls, injection wells, and cesspools need to be addressed because of their role in harming coral reefs throughout the state. The positions will acquire water samples in Hawaii's streams, coastal waters, and seeps, conduct watershed assessments and various surface water tests, perform complaint investigations, and enforce surface water regulations.	A	2.00	-	\$ 50,772	2.00	-	\$ 101,544
HTH840	FG	OR	1	OR-24	Add Environmental Health Specialist IV position to perform compliance and enforcement activities in Clean Water	The CWB has inadequate staff capacity to meet additional requirements of the federal Clean Water Act (CWA). This position will enforce new federal and state water pollution control regulations. The position will conduct Compliance Evaluation Inspections for National Pollutant Discharge Elimination System (NPDES) permit holders, determine compliance statuses, investigate cases, recommend corrective measures, develop enforcement cases, calculate penalty fines, issue formal notices of violations, and participate in settlement negotiations.	A	1.00	-	\$ 25,386	1.00	-	\$ 50,772
HTH840	FG	OR	6	OR-73	Housekeeping request to increase appropriation to adequately fund payroll costs for Clean Water	The budgeted amounts for collective bargaining and fringe benefits are insufficient for the two Engineer (Environmental) IV positions funded by Department of Transportation special funds. The requested amount of fringe benefits and personal services adjustment will adequately cover the higher projected payroll costs. The positions perform duties for the implementation of the NPDES permitting program for construction projects.	U	-	-	\$ 61,000	-	-	\$ 61,000

Department of Health
Proposed Budget Additions

Table 6

Prog ID	Sub-Org	Addition Type	Prog ID Priority	Dept-Wide Priority	Description of Addition	Justification	MOF	Pos (P)	Pos (T)	\$\$\$	Pos (P)	Pos (T)	\$\$\$
HTH840	FE	FY	3	FY-3	Housekeeping request to fund salary at full-year amount for Information Technology Specialist V in Division Administration	The additional funds are needed to increase salary from half-year to full-year for #97501H, Information Technology Specialist V, authorized by Act 124/SLH 2016, for information technology network administration for Environmental Management Division and all Environmental Health Administration staff offices.	A	-	-	\$ 28,584	-	-	\$ 28,584
HTH840	FJ	FY	4	FY-4	Housekeeping request to fund salaries at full-year amounts for three underground storage tank positions in Solid and Hazardous Waste	The additional funds are needed to increase salaries from half-year to full-year for #97506H, Environmental Health Specialist, #97507H, Geologist, and #97508H, Engineer, authorized by Act 124/SLH 2016, for enforcement of the agreement with the U.S. Navy related to fuel releases from the Red Hill Bulk Fuel Storage Facility.	A	-	-	\$ 87,426	-	-	\$ 87,426
HTH840	FK	FY	5	FY-7	Housekeeping request to fund salary and fringe benefits at full-year amounts for Engineer position in Wastewater	The additional funds are needed to increase salary (base and shortage differential) and fringe benefits from half-year to full-year for Engineer (Environmental) IV position (#97509H) authorized by Act 124/SLH 2016, to develop and manage wastewater and storm water infrastructure projects. The Clean Water State Revolving Fund has sufficient cash balance and revenue to accommodate the requested appropriation increase.	W	-	-	\$ 53,530	-	-	\$ 53,530
HTH849	FB	NR	2	OR-9	Add funds for relocation of environmental health programs from AAFES building to Waimano Ridge	Funds are needed to cover one-time costs for Environmental Health Administration (EHA) tenants of the AAFES Building, 919 Ala Moana Boulevard, Honolulu, to relocate to Waimano Ridge, Pearl City. Relocation of employees in EHA staff offices and Environmental Management Division has been postponed to FY 18 due to delays in construction projects to remodel various Waimano buildings into office space. These non-recurring costs are for new furniture that will fit into smaller space, voice/data installation, moving, and disposal of old furniture.	A	-	-	\$ 401,000	-	-	\$ -

Department of Health
Proposed Budget Additions

Table 6

Prog ID	Sub-Org	Addition Type	Prog ID Priority	Dept-Wide Priority	Description of Addition	Justification	MOF	Pos (P)	Pos (T)	\$\$\$	Pos (P)	Pos (T)	\$\$\$
HTH849	FD	AR	1	OR-25	Add Environmental Health Specialist IV to enhance emergency response capacity	In the event of a major oil or chemical spill, or a natural disaster, the Department of Health (DOH) does not have the four-person State On-Scene Coordinator (SOSC) capacity needed to rapidly respond to, and if necessary, clean up hazardous substances that may harm human health and the environment. The requested position will provide full capacity of SOSC emergency response capability and the ability to deploy as a Level A HAZMAT team, allowing SOSCs to suit up and safely enter, expertly assess, and sample unknown hazardous chemical releases.	A	1.00	-	\$ 25,386	1.00	-	\$ 50,772
HTH849	FA	NG	3	OR-74	Housekeeping request to increase appropriation to include fringe benefits for the Environmental Information Manager	This request will appropriately and adequately budget fringe benefits for this position that is funded by the Sanitation and Environmental Health Special Fund. The fund has sufficient cash balance and revenue to accommodate the requested appropriation increase.	B	-	-	\$ 28,963	-	-	\$ 28,963
HTH849	FB	NG	4	OR-75	Housekeeping request to increase appropriation to adequately fund payroll costs for Water Revolving Fund Staff	The budgeted amounts for collective bargaining and fringe benefits are inadequate for the twelve positions funded by the Clean Water State Revolving Fund (CWSRF) and the Drinking Water State Revolving Fund (DWSRF). This request is to raise the appropriation to sufficiently cover the actual payroll costs for the Business Loan Officers and Accountants. The CWSRF and DWSRF both have sufficient cash balance and revenue to accommodate the requested appropriation increase.	W	-	-	\$ 300,000	-	-	\$ 300,000
HTH849	FD	FF	5	FA-31	Adjust federal fund ceiling per Form FF estimates of federal grant award amounts for Hazard Evaluation and Emergency Response	The adjustment will align the appropriation with the anticipated award amounts for the State Response Program grant and the Department of Defense and State Memorandum of Agreement grant, which both have two-year budget periods.	P	-	-	\$ -	-	-	\$ 673,867
HTH850	FS	OR	3	OR-78	Establish 1.00 permanent Office Assistant III (#9878OH) and add funds to support the Office of Environmental Quality Control Director and Environmental Council travel.	OEQC supports separate agency (Environmental Council) operations with OEQC budget and staff; new position and additional funds enable OEQC to support Council and execute its own mission.	A	1.00	-	\$ 36,026	1.00	-	\$ 47,792

Department of Health
Proposed Budget Additions

Table 6

Prog ID	Sub-Org	Addition Type	Prog ID Priority	Dept-Wide Priority	Description of Addition	Justification	MOF	Pos (P)	Pos (T)	\$\$\$	Pos (P)	Pos (T)	\$\$\$
HTH904	AJ	FF	FA-32	FA-32	Establish 1.00 temp FTE to convert the exempt Long Term Care CLP specialist position to civil service	The LTC Community Living Program Specialist position is necessary for the ongoing development and continued implementation of consumer directed supports. This position provides home and community based supports to individuals at risk for nursing home placement and impoverishment due to probable spend-down of Medicaid financial eligibility. In addition, this position has expanded to include Veterans Directed Home and Community based Services.	N	-	1.00	\$ -	-	1.00	\$ -
HTH904	AJ	FF	FA-37	FA-37	Restore funds for 3.00 temp positions and fringe for the No Wrong Door grant	Act 119, SLH 2015, added 3.00 temp positions and funds for the No Wrong Door grant. FM 16-12 specifies a base budget reduction for the payroll portion of this grant. This request restores the amount that was removed from the DOH's base budget for FY18 and FY19 as a non-recurring item.	P	-	-	\$ 269,981	-	-	\$ 269,981
HTH904	AJ	FF	FA-38	FA-38	Increase federal fund ceiling for the Senior Medicare Patrol Project to align with the FB 17-19 Form FF	Increase federal fund ceiling for the Senior Medicare Patrol Project to align with the FB 17-99 Form FF.	P	-	-	\$ 868,000	-	-	\$ 868,000
HTH904	AJ	OR	OR-79	OR-79	Increase Kupuna Care Base	Funds would enable EOA to target and triage additional clients according to their vulnerability utilizing the comprehensive person centered intake and assessment tools, developed statewide for targeting public supports to persons with greatest need.	A	-	-	\$ 4,145,695	-	-	\$ 4,145,695
HTH904	AJ	OR	OR-80	OR-80	Add funds to continue the development and implementation of the Aging and Disability Resource Center (ADRC); add funds for City & County of Honolulu and Hawaii implementation and operating funds for County of Maui and Kauai	Funds will be used to support the operations of the 4 ADRC sites throughout the State as well as the integration of participant direction as a function of the ADRC.	A	-	-	\$ 1,700,000	-	-	\$ 1,700,000
HTH904	AJ	OR	OR-82	OR-82	Request funding for the Long Term Care Ombudsman Program	Funding would be used for facility visits, counseling and/or investigating complaints, volunteer coordination activities (i.e. health/senior fairs and conferences) and trainings. The remaining \$25,000 would go toward program operating expenses (e.g. travel, mileage, postage, etc.).	A	-	-	\$ 100,000	-	-	\$ 100,000

Department of Health
Proposed Budget Additions

Table 6

Prog ID	Sub-Org	Addition Type	Prog ID Priority	Dept-Wide Priority	Description of Addition	Justification	MOF	Pos (P)	Pos (T)	\$\$\$	Pos (P)	Pos (T)	\$\$\$
HTH905	AH	OR	1	OR-83	Description of Request: Convert 1.00 FTE Program Specialist (DD) IV, Position No. 118735, from Temporary Civil Service to Permanent Civil Service.	Establishing permanency in the position would assure continuity in providing staffing for the Self-Advocacy Advisory Council, establishing a statewide self-advocacy network, and coordinating statewide self-advocacy activities.	A	1.00	-	\$ -	1.00	-	\$ -
HTH907	AA	FY	FY-5	FY-5	Add full year funding for the Information Specialist III position in the Communications Office	Information Specialist III position was approved (Act 124, SLH 2016) this request is for the second year (full) salary funding. The position will support the director and deputies in writing press releases, newsletters and internet content, and recording and reporting on department milestones and events. The position will support programs in building, organizing, and editing content for broadcast, virtual, and print sharing.	A	-	-	\$ 22,674	-	-	\$ 22,674
HTH907	AB	NR	OR-8	OR-8	Add funds for AAFES Lease Rent for July 2017 to June 2018	The Department is requesting funds to pay lease rent for EHA so the program may remain in the AAFES Building from July 1, 2017 thru June 30, 2018. Renovations at Waimano Ridge for relocation of EHA from AAFES to Waimano was tentatively scheduled to be completed by March 2017, however numerous change orders have pushed back the tentative completion date to Spring 2018.	A	-	-	\$ 1,800,000	-	-	\$ -
HTH907	AA	OR	OR-17	OR-17	Establish 1.00 perm FTE Administrative Assistant V and funds for the Communications Office	The Admin Assistant V will provide expertise in public outreach and coordinate public education campaigns such as 'Fight the Bite.' The position will coordinate public education campaigns, social media, website information, broadcast communications, news updates, and informational materials and facilitate partnerships with the tourism industry and other private and public entities for educating the public. The position will coordinate public information and education efforts with county, state, and federal agencies.	A	1.00	-	\$ 39,634	1.00	-	\$ 66,668

Department of Health
Proposed Budget Additions

Table 6

Prog ID	Sub-Org	Addition Type	Prog ID Priority	Dept-Wide Priority	Description of Addition	Justification	MOF	Pos (P)	Pos (T)	\$\$\$	Pos (P)	Pos (T)	\$\$\$
HTH907	AB	OR	OR-18	OR-18	Establish 1.00 permanent Building Manager and funds	DOH currently has one Building Manager for 75 sites statewide. An additional position is necessary to serve all of these locations. DAGS provides limited to no support for DOH buildings, including the 260 acre Waimano Ridge campus that will house 475 staff by Spring 2018.	A	1.00	-	\$ 35,386	1.00	-	\$ 51,272
HTH907	AD	OR	OR-19	OR-19	Establish 1.00 perm OA III for HRO Payroll (tradeoff from personal services adjustment to payroll)	Current clerical support services are being performed by professionals and paraprofessionals.	A	1.00	-	\$ 13,566	1.00	-	\$ 27,132
HTH907	AB	OR	OR-20	OR-20	Establish 1.00 perm Accountant IV position and funds for the DOH	This position will be in the Accounting Section, Fiscal and Support Services, Administrative Services Office. The position is needed due to the new/additional workload with the new Federal Fund methodology and additional federal reporting requirements.	A	1.00	-	\$ 36,236	1.00	-	\$ 52,472
HTH907	AP	OR	OR-27	OR-27	Request funds for the Telehealth Pilot project	Telehealth has been identified by the Office of the Governor and Department of Health as a core strategy for improving access controlling healthcare costs. Advancement of telehealth as a commonly accepted practice in Hawaii requires alignment of policies and practices of medical care. In addition, two years worth of funds for a public/private partnership in rural areas is requested (see attachment) and to involve the Queen's Medical Center and Hilo Medical Center.	A	-	-	\$ 150,000	-	-	\$ 150,000
HTH908	AR	OR	1	OR-84	Add 4.00 permanent positions: 1 Program Specialist V; 2 Program Specialists IV; and 1 Office Assistant III; and other current expenses for mandated services.	OLA was established under HRS 371 C.31-37 (replaced and amended with HRS 321C) to provide oversight, coordination and technical assistance to 26 State agencies and 60+ State-funded entities that must comply with language access laws. OLA lost positions in 2009 and since 2012, has operated with only 3.00 authorized positions despite the Statute's original provision for 6 full-time personnel and the mandate under Act 217, SLH 2013 to operate a Language Access Resource Center with 5 full-time personnel. Additional 4.00 permanent positions will enable OLA to effectively assist agencies in meeting language access obligations to prevent civil rights violations that could cost critical funding for State programs and services.	A	4.00	-	\$ 124,922	4.00	-	\$ 213,844

Department of Health
FY17 Restrictions

Table 7

Prog ID	Sub-Org	MOF	Budgeted by Dept	Restriction	Difference Between Budgeted & Restricted	Percent Difference	Impact
HTH100	KE	A	\$ 511,375	\$ 14,327	\$ 14,327	2.80%	The budget adjustment will require reduction in operating expenditure the administration. The administration will have to reduce cost in some utilities services and office supplies.
HTH100	DD	A	\$ 2,923,702	\$ 81,910	\$ 81,910	2.80%	The budget adjustment will require reduction in operating expenditure the Tuberculosis Branch. The branch will have to reduce cost various areas of the clinic and the programs.
HTH100	DG	A	\$ 3,806,746	\$ 154,282	\$ 154,282	4.05%	The budget adjustment will require reduction in operating expenditure in Kalaupapa. Mostly importantly, the Hansen's Disease Branch will have reduce the majority of items such as supplies and equipment for the annual barge to Kalaupapa.
HTH100	DH	A	\$ 610,364	\$ 17,100	\$ 17,100	2.80%	The budget adjustment will require some reduction in operating expenditure for the program.
HTH100	DI	A	\$ 4,772,407	\$ 133,703	\$ 133,703	2.80%	The budget adjustment will require reduction in AIDS prevention services in POS contracts for the branch. \$133,703 will be reduced from existing POS contracts that provide AIDS prevention services to accommodate the restriction.
HTH100	KJ	A	\$ 11,587,738	\$ 330,578	\$ 330,578	2.80%	The Public Health Nursing Branch is implementing an internal freeze on several Registered and License Practical Nurse positions to accommodate the restriction.
HTH 420	HO	A	\$ 41,028,662	\$ 1,801,500	\$ 39,227,162	4.39%	The restriction limits the Adult Mental Health Division's ability to continue to rebuild contracted community service capacity and to support community alternatives to Hawaii State Hospital (HSH) inpatient commitment and discharge placements after HSH treatment.
HTH430	HQ	A	\$ 71,133,726	\$ 394,000	\$ 70,739,726	0.55%	After funding transfers to meet payroll needs, further reductions to operational expenditures adversely affects the ability to procure goods and services necessary for health and safety as well as ongoing accreditation efforts.
HTH460	HO	A	\$ 41,603,992	\$ 1,745,200	\$ 39,858,792	4.2%	The impact to the Child and Adolescent Mental Health Division (CAMHD) of this restriction will be to the Purchase of Service (POS) contracts which are already reduced due to a lack of increases over a long period of time in the reimbursement rates. CAMHD has requested in this Biennium Budget request an increase to the budget to provide the POS contractors with an increase to pay for the services provided. CAMD received this share of the restriction from the Dept. of Health based on the lapsed funds from FY15. The lapsed funds were due to positions that could not yet be filled as CAMHD is working on position descriptions and conversions to fit the reorganization and the restriction imposed that year that was not returned in time to expend before year end. The POS contracts is the only operating cost that CAMHD has that this large amount of restriction can be placed, but CAMHD will again have lapsed funds in payroll in FY17 that could absorb a portion of this restriction.
HTH501	CN	A	\$ 56,598,448	\$ 563,000	\$ 56,035,448	1.0%	The budget adjustment will require budget reductions in Medicaid 1915(c) Home and Community Based Services (HCBS) Waiver services infrastructure and to comply with the Medicaid HCBS Final Rule on Community Integration.
HTH907	VAR	A	\$ 12,104,853	\$ 393,940	\$ 11,710,913	3.25%	The restriction impacts the General Administration primarily in the Facilities area. Repair and maintenance work for the Waimano site will be delayed, including the cutting of old trees that could be a safety hazard to current workers and 260 more workers who will be re-located to the Waimano site later this year, as well as smaller repair and maintenance projects. The telephone system in Lahaina and Wailuku, Maui will be delayed which will negatively impact operations due to the aging system that is no longer supported by Hawaiian Telcom, the major provider for telecommunications services in the state. Initiatives to go paperless such as e-travel will be delayed in addition to the planned modifications to enhance the department's existing systems.

Department of Health
Emergency Appropriation Requests

Table 8

<u>Prog ID</u>	<u>Description of Request</u>	<u>Explanation of Request</u>	<u>MOF</u>	<u>Pos (P)</u>	<u>Pos (T)</u>	<u>\$\$\$</u>
	NONE					

Department of Health
Expenditures Exceeding Appropriation Ceilings in FY16 and FY17

Table 9

Prog ID	MOF	Date	Appropriation	Amount Exceeding Appropriation	Percent Exceeded	Reason for Exceeding Ceiling	Legal Authority	Recurring (Y/N)	GF Impact (Y/N)
HTH100	N	6/30/2017	S-16-207-H	\$ 2,883,746	75.3%	The Ryan White Care Act Title II received \$3,067,491 in rebates funds in additional to the awarded amount.	Act 119, SLH 2015, as amended by Act 124, SLH 2016	N	N
HTH131	N	8/7/2016	S-17-602 H	\$ 1,027,623	100.0%	New federal grant award.	Act 119, SLH 2015, as amended by Act 124, SLH 2016	N	N
HTH131	P	6/6/2016	S-14-501 H	\$ 85,803	33.0%	Federal grant award extended from three to four years.	Act 119, SLH 2015, as amended by Act 124, SLH 2016	Y	N
HTH131	P	10/11/2016	S-15-501-H	\$ 1,275,837	23.4%	Hawaii's Epidemiology and Laboratory Capacity for Infectious Diseases notice of awards in excess of authorization.	Act 119, SLH 2015, as amended by Act 124, SLH 2016	Y	N
HTH440	P	6/30/2016	S-16-600-H	\$ 8,291,875	100.0%	New Hawaii SBIRT award.	Act 119, SLH 2015, as amended by Act 124, SLH 2016	Y	N
HTH460	P	9/6/2016	S-17-605-H	\$ 1,523,715	100.0%	New Grant awarded in FY17.	Act 119, SLH 2015, as amended by Act 124, SLH 2016	Y	Y
HTH560	P	7/31/2016	S -17-603-H	\$ 400,000	100.0%	To expend unappropriated federal funds.	Act 119, SLH 2015, as amended by Act 124, SLH 2016	N	N
HTH560	N	9/30/2015	S-15-292-H	\$ 21,000	1.0%	To expend additional federal funds.	Act 119, SLH 2015, as amended by Act 124, SLH 2016	Y	N

Department of Health
Expenditures Exceeding Appropriation Ceilings in FY16 and FY17

Table 9

<u>Prog ID</u>	<u>MOF</u>	<u>Date</u>	<u>Appropriation</u>	<u>Amount Exceeding Appropriation</u>	<u>Percent Exceeded</u>	<u>Reason for Exceeding Ceiling</u>	<u>Legal Authority</u>	<u>Recurring (Y/N)</u>	<u>GF Impact (Y/N)</u>
HTH560	N	9/30/2016	S-15-229-H	\$ 13,000	1.0%	To expend additional federal funds.	Act 119, SLH 2015, as amended by Act 124, SLH 2016	Y	N
HTH590	P	10/19/2015	S-15-574-H	\$ 30,000	18.2%	Additional federal funds provided.	Act 119, SLH 2015, as amended by Act 124, SLH 2016	Y	N
HTH590	P	11/7/2016	S-14-535-H	\$ 1,735,773	56.0%	Additional federal funds provided.	Act 119, SLH 2015, as amended by Act 124, SLH 2016	Y	N
HTH590	P	11/30/2016	S-15-576-H	\$ 98,658	25.0%	Additional federal funds provided.	Act 119, SLH 2015, as amended by Act 124, SLH 2016	Y	N
HTH730	P	10/11/2016	S-17-510-H	\$ 500,000	67.0%	The current base ceiling of \$750,000 for the Hawaii Core SVIPP grant for FY 17, FY18 and for FY 19 was based on an anticipated award of \$150,000 for each year for a five (5) year project period, 08/01/2016 - 07/31/2021, beginning in FY 17. The award notice for the first year of the project period indicates \$250,000 actual for the first year budget period, 08/01/2016 - 07/31/2017, and recommends future awards of \$250,000 for each remaining year of the five (5) year project period, 08/01/2016 - 07/31/2021. The total ceiling required for the project period is \$1,250,000. The program is requesting to reduce the base ceiling of \$750,000 for each of FY 18 and FY 19 by \$500,000 to align with the annual ceiling requirement of \$250,000. The program obtained approval from the Governor (10/11/16) to increase the appropriation ceiling for federal funds for FY 17 for the Hawaii Core SVIPP grant.	Act 119, SLH 2015, as amended by Act 124, SLH 2016	N	N

Department of Health
Expenditures Exceeding Appropriation Ceilings in FY16 and FY17

Table 9

<u>Prog ID</u>	<u>MOF</u>	<u>Date</u>	<u>Appropriation</u>	<u>Amount Exceeding Appropriation</u>	<u>Percent Exceeded</u>	<u>Reason for Exceeding Ceiling</u>	<u>Legal Authority</u>	<u>Recurring (Y/N)</u>	<u>GF Impact (Y/N)</u>
HTH730	P	10/11/2016	S-17-607-H	\$ 870,000	100.0%	An award was received for the new grant Hawaii DDPI P&D (Prescription Drug Overdose: Data-Driven Prevention Initiative Planning and Data) project. It was necessary to add federal funding for a non-appropriated grant that began in FY 17. The current base ceiling for the program for FY 17, FY 18 and FY 19 is zero and does not include funds or a position for the DDPI P&D project. The award notice for the first year of the project period indicates \$290,000 actual for the first year budget period, 09/01/2016 - 08/31/2017; the program has been advised that the recommendation for future awards is \$290,000 for each remaining year of the three (3) year project period, 09/01/2016 - 08/31/2019. The total ceiling required for the project period is \$870,000. The program is requesting to add \$290,000 for each of FY 18 and FY 19 to fold the grant into the budget for budgetary purposes only. The program obtained the Governor's approval (10/11/2016) to expend non-appropriated federal funds for the Hawaii DPPI P&D project, beginning in FY 17.	Act 119, SLH 2015, as amended by Act 124, SLH 2016	N	N
HTH840	P	8/20/2015	S-15-560-H	\$ 699,009	349.5%	At time ceiling was established, the future of the grant was uncertain. However, best information is grant will remain for another six-year project period.	Act 119, SLH 2015, as amended by Act 124, SLH 2016	Y	N
HTH840	N	10/29/2015	S-15-299-H	\$ 234,779	84.5%	Additional federal funds provided. At time ceiling was established, it was not known whether or how much additional funding would be awarded.	Act 119, SLH 2015, as amended by Act 124, SLH 2016	Y	N
HTH840	P	10/11/2016	S-17-608-H	\$ 185,460	100.0%	New grant--Multipurpose Grant Program--Clean Air.	Act 119, SLH 2015, as amended by Act 124, SLH 2016	N	N

Department of Health
Expenditures Exceeding Appropriation Ceilings in FY16 and FY17

Table 9

<u>Prog ID</u>	<u>MOF</u>	<u>Date</u>	<u>Appropriation</u>	<u>Amount Exceeding Appropriation</u>	<u>Percent Exceeded</u>	<u>Reason for Exceeding Ceiling</u>	<u>Legal Authority</u>	<u>Recurring (Y/N)</u>	<u>GF Impact (Y/N)</u>
HTH840	N	11/7/2016	S-15-298-H	\$ 517,892	12.9%	Grant award is usually for two-year period, but current award was extended to three-year period with additional funding.	Act 119, SLH 2015, as amended by Act 124, SLH 2016	Y	N
HTH840	N	11/7/2016	S-15-299-H	\$ 252,104	49.2%	Additional federal funds provided. At time ceiling was established, it was not known whether or how much additional funding would be awarded.	Act 119, SLH 2015, as amended by Act 124, SLH 2016	Y	N
HTH840	P	11/7/2016	S-16-542-H	\$ 98,000	84.5%	Additional federal funds provided. At time ceiling was established, it was not known whether or how much additional funding would be awarded.	Act 119, SLH 2015, as amended by Act 124, SLH 2016	Y	N
HTH849	P	9/21/2015	S-15-547-H	\$ 936,300	95.5%	Additional federal funds provided. At time ceiling was established, it was thought that the grant would have a one-year project period. However, the actual project period is two years.	Act 119, SLH 2015, as amended by Act 124, SLH 2016	Y	N
HTH849	P	10/29/2015	S-15-546-H	\$ 245,500	44.2%	Additional federal funds provided, exceeding the estimated amount for the two-year project period.	Act 119, SLH 2015, as amended by Act 124, SLH 2016	Y	N
HTH849	P	11/22/2016	S-17-549-H	\$ 16,165	14.2%	Grant award was larger than anticipated.	Act 119, SLH 2015, as amended by Act 124, SLH 2016	Y	N

Department of Health
Intradepartmental Transfers in FY16 and FY17

Table 10

<u>Actual or Anticipated Date of Transfer</u>	<u>MOF</u>	<u>Pos (P)</u>	<u>Pos (T)</u>	<u>\$\$\$</u>	<u>From Prog ID</u>	<u>Percent of Program ID Appropriation Transferred From</u>	<u>To Prog ID</u>	<u>Percent of Receiving Program ID Appropriation</u>	<u>Reason for Transfer</u>	<u>Recurring (Y/N)</u>
12/17/2015	A	-	-	\$ 31,500	HTH610	0.5%	HTH907	0.3%	The total DOH restriction applied to HTH 610 was \$63,000, which consisted of \$31,500 restriction (hard) and \$31,500 contingency restriction (soft). After the dengue outbreak occurred, the Governor released these funds to the Department.	N
2/12/2016	A	-	-	\$ 31,500	HTH610	0.5%	HTH907	0.3%	The total DOH restriction applied to HTH 610 was \$63,000, which consisted of \$31,500 restriction (hard) and \$31,500 contingency restriction (soft). After the dengue outbreak occurred, the Governor released these funds to the Department.	N
2/12/2016	A			\$ 218,500	HTH100	0.8%	HTH907	1.8%	To cover costs related to the statewide Dengue fever containment.	N
5/19/2016	W	-	-	\$ 20,000	HTH840	0.0%	HTH849	0.9%	To address a projected payroll deficit (DWSRF).	N
5/19/2016	A	-	-	\$ 14,500	HTH560	0.1%	HTH595	7.2%	To address a projected payroll deficit in the HRA.	N
6/2/2016	A	-	-	\$ 239,932	HTH100	0.9%	HTH710	3.2%	To address a projected deficit in other current expenses and equipment for service contracts for scientific equipment and laboratory equipment.	N
6/2/2016	A	-	-	\$ 63,937	HTH100	0.2%	HTH720	2.9%	Funds were needed for workstations to efficiently and effectively use current office space.	N
6/2/2016	A	-	-	\$ 117,417	HTH420	0.2%	HTH131	6.8%	Funds were needed for additional influenza vaccines for the Stop Flu at School program.	N
6/2/2016	A	-	-	\$ 6,297,418	HTH420	10.4%	HTH430	9.5%	To address the projected deficit in other current expenses including payments for agency nursing services, food services, pharmaceuticals, contracted medical services, and contracted inpatient psychiatric services. Funds were also needed for a replacement equipment including riding lawn mowers, utility carts, industrial dishwasher, and industrial washing machines.	N
6/2/2016	A	-	-	\$ 94,063	HTH420	0.2%	HTH720	4.0%	Funds were needed for workstations to efficiently and effectively use current office space.	N

Department of Health
Intradepartmental Transfers in FY16 and FY17

Table 10

<u>Actual or Anticipated Date of Transfer</u>	<u>MOF</u>	<u>Pos (P)</u>	<u>Pos (T)</u>	<u>\$\$\$</u>	<u>From Prog ID</u>	<u>Percent of Program ID Appropriation Transferred From</u>	<u>To Prog ID</u>	<u>Percent of Receiving Program ID Appropriation</u>	<u>Reason for Transfer</u>	<u>Recurring (Y/N)</u>
6/2/2016	A	-	-	\$ 120,000	HTH420	0.2%	HTH760	7.9%	Funds were needed for the Hawaii Health Survey and birth registration system enhancements.	N
6/2/2016	A	-	-	\$ 155,000	HTH420	0.3%	HTH849	3.3%	Funds were needed for Underground Injection Control System enhancements, Pollution Runoff Control System upgrades, Ground Water Contamination System upgrades, and the creation of environmental map layer data services.	N
6/2/2016	A	-	-	\$ 1,635,452	HTH420	2.7%	HTH907	16.6%	Funds were needed for a public education and outreach campaign for Dengue and Zika; graphic design services; media buyer services; communication consultation services; media monitoring services; post-survey research; equipment; furniture; lease rent difference; SharePoint improvements, storage, and electronic signature software; and local area network improvements.	N
6/2/2016	A	-	-	\$ 580,068	HTH495	8.8%	HTH710	8.0%	To address a projected deficit in other current expenses and equipment for service contracts for scientific equipment and laboratory equipment.	N
6/14/2016	W	-	-	\$ 13,000	HTH840	0.0%	HTH849	0.6%	To address a projected payroll deficit (CWSRF).	N
6/20/2016	A	-	-	\$ 271,996	HTH840	6.7%	HTH849	13.0%	To address a projected deficit in other current expenses: Act 124, SLH 2016 deleted the entire amount for recurring and one-time relocation funding from FY 16, but some of the funds for one-time costs had already been expended in FY 16.	N

Department of Health
Intradepartmental Transfers in FY16 and FY17

Table 10

<u>Actual or Anticipated Date of Transfer</u>	<u>MOF</u>	<u>Pos (P)</u>	<u>Pos (T)</u>	<u>\$\$\$</u>	<u>From Prog ID</u>	<u>Percent of Program ID Appropriation Transferred From</u>	<u>To Prog ID</u>	<u>Percent of Receiving Program ID Appropriation</u>	<u>Reason for Transfer</u>	<u>Recurring (Y/N)</u>
12/22/2016	A	-	-	\$ 100,000	HTH730	0.2%	HTH720	4.5%	The funds were needed to pay for additional expenditures related to the computer software tracking system being implemented by the Medical Marijuana Dispensary Licensing Program. FY 17 costs were originally estimated to not exceed \$30,000 but due to upgraded proposals, the software cost is now estimated to not exceed \$212,000. The funds were available from HTH 730 G17-119 due to a delay in contracting for service to continue relocating and upgrading the statewide emergency medical services communication system. The delayed contract is expected to be executed in FY 2018.	N
3/1/2017	W	-	-	\$ 30,000	HTH840	0.0%	HTH849	1.2%	To address a projected payroll deficit (CWSRF).	N
6/2/2017	A	-	-	\$ 2,869,647	HTH420	4.7%	HTH430	3.9%	To address the projected deficit in payroll, contracted inpatient psychiatric services, and contracted medical services. This transfer will include requesting the release of the contingency restriction of \$1,801,500 for HTH 420 and \$394,000 for HTH 430.	N

Department of Health
Non-General Funds

Table 11

Name of Fund	Purpose	Statutory Reference	MOF	Beginning FY17	Estimated FY17	Estimated FY17	Estimated FY17	Estimated FY17	Balance in Excess of Program Needs
				Unencumbered Cash Balance	Revenues	Expenditures and Encumbrances	Net Transfers	Ending Unencumbered Cash Balance	
(HTH100) Medical Marijuana Registry Special Fund	To maintain the medical marijuana registry program	Act 177/2013	B	\$ 505,238	\$ 720,637	\$ 518,226	\$ 707,649	\$ 707,649	\$ -
(HTH100) Public Health Nursing, Farrington High School (DOE) U-Account	Funding currently for Registered Nurse IV (#118858) in the Public Health Nursing Branch (PHNB) for Farrington High School Transition	Act 162/2009, as amended by Act 180/2010	U	\$ -	\$ 156,366	\$ 152,648	\$ 3,718	\$ 3,718	\$ -
(HTH420) Mental Health and Substance Abuse Special Fund	To deposit all revenue collected from treatment services rendered by mental health and substance abuse programs operated by the State.	Section 334-15, HRS	B	\$ 44,682,080	\$ 8,000,000	\$ 10,000,000	\$ -	\$ 42,682,080	\$ -
(HTH440) Drug Demand Reduction Assessments Special Fund	Deposits to the Drug Demand Reduction Assessments (DDRA) Special Fund are intended "to supplement drug treatment and other drug demand reduction programs." As the State's "Driving Under the Influence (DUI)" rate continues to increase, it is vital that DDRA funds be used to develop and implement a range of strategies that directly addresses this important community issue.	Section 706-650(3), HRS	B	\$ 1,513,166	\$ 750,000	\$ 750,000	\$ -	\$ 1,513,166	\$ -
(HTH460) TITLE XIX Med QUEST Carveout/General Outpatient	To deposit revenues collected from treatment services rendered by mental health and substance abuse programs operated by the state.	Section 334-115, HRS	B	\$ 6,035,932	\$ 9,000,000	\$ 9,000,000	\$ -	\$ 6,035,932	\$ -

Department of Health
Non-General Funds

Table 11

<u>Name of Fund</u>	<u>Purpose</u>	<u>Statutory Reference</u>	<u>MOF</u>	<u>Beginning FY17</u>	<u>Estimated FY17</u>	<u>Estimated FY17</u>	<u>Estimated FY17</u>	<u>Estimated FY17</u>	<u>Balance in Excess of Program Needs</u>
				<u>Unencumbered Cash Balance</u>	<u>Revenues</u>	<u>Expenditures and Encumbrances</u>	<u>Net Transfers</u>	<u>Ending Unencumbered Cash Balance</u>	
(HTH460) TITLE IV-E Reimbursement (Interdepartmental transfer from DHS)	To provide training and skill development to foster parents/prospective foster parents licensed by child care (placement) organizations (CPO) that are licensed by Department of Human Services (DHS). Many of these youth are cared for through foster services and thus the Title IV-E funds are reimbursed to DOH through DHS. Also reimbursable are training activities provided to staff of CPOs with respect to their activities involving the licensing and training of foster homes.	Act 259/01, as amended by Act 177/02; Act 200/03	U	\$ 350,674	\$ 100,000	\$ -	\$ -	\$ 450,674	\$ -
(HTH501) Neurotrauma Special Fund	Funding and contracting for services relating to neurotrauma; for education; assistance to individuals and families to identify and obtain access to services; creation for a registry of neurotrauma injuries within Hawaii; and necessary administrative expenses not to exceed two percent to total amount collected.	Surcharges levied under Sections 291-11.5, 291-11.6, 291C-12, 291C-12.5, 291C-12.6, 291C-102 and 291E-61, HRS	B	\$ 2,153,642	\$ 785,000	\$ 1,038,000	\$ -	\$ 1,900,642	\$ -
(HTH520) DCAB Special Fund	Blueprint Reviews and Interpreter Credentialing	§103-50 and §348F	B	\$ 3,111,509	\$ 1,000,000	\$ 900,000	\$ 207,000	\$ 3,004,509	\$ -
(HTH520) Special Parent Information Network	Operation of the Special Parent Information Network and the Special Education Advisory Council	NA	U	\$ 144,269	\$ 217,000	\$ 200,000	\$ 217,000	\$ 55,731	\$ -

Department of Health
Non-General Funds

Table 11

<u>Name of Fund</u>	<u>Purpose</u>	<u>Statutory Reference</u>	<u>MOF</u>	<u>Beginning FY17 Unencumbered Cash Balance</u>	<u>Estimated FY17 Revenues</u>	<u>Estimated FY17 Expenditures and Encumbrances</u>	<u>Estimated FY17 Net Transfers</u>	<u>Estimated FY17 Ending Unencumbered Cash Balance</u>	<u>Balance in Excess of Program Needs</u>
(HTH560) Newborn Metabolic Screening Special Fund	Used for payment of its lawful operating expenditures, including, but not limited to laboratory testing, follow-up testing, educational materials, continuing education, quality assurance, equipment, and indirect cost.	Section 321-291, HRS	B	\$ 314,490	\$ 1,525,000	\$ 1,213,411	\$ -	\$ 626,079	\$ -
(HTH560) Hawaii Birth Defects Special Fund	Used for payment of its lawful operating expenditures, including indirect costs.	Section 321-426, HRS	B	\$ 658,801	\$ 303,500	\$ 375,000	\$ -	\$ 587,301	\$ -
(HTH560) Community Health Centers Special Fund	Used by DOH for the operations of Federally Qualified Health Centers (FQHCs).	Section 321-1.65, HRS	B	\$ 11,865,081	\$ 8,800,000	\$ 9,136,248	\$ -	\$ 11,528,833	\$ -
(HTH560) Domestic Violence and Sexual Assault Special Fund	Used by DOH to fund programs or purchases of service supporting/providing domestic violence and sexual violence intervention and/or prevention services.	Section 321-1.3, HRS	B	\$ 328,328	\$ 341,000	\$ 123,596	\$ -	\$ 545,732	\$ -
(HTH560) Violence Prevention Program, Child Death Review (CDR)	To provide for a CDR Nurse Coordinator position to implement the statewide CDR System.	Act 162, SLH 2009, as amended by Act 180, SLH 2010	U	\$ 216,438	\$ -	\$ 20,000	\$ -	\$ 196,438	\$ -
(HTH560) Early Intervention Special Fund	To generate revenues to reinvest into early intervention services for the at-risk, zero-to-three population; and to expand and enhance early intervention services for infants and toddlers with special needs.	§321-355, HRS	B	\$ 1,472,107	\$ 400,000	\$ 441,000	\$ -	\$ 1,431,107	\$ -
(HTH590) Interdepartmental Transfer	Participation in the State nutrition Assistance Program nutrition education program (SNAP-Ed)		U	\$ 137,323	\$ 610,000	\$ 610,000	\$ -	\$ -	\$ -

Department of Health
Non-General Funds

Table 11

<u>Name of Fund</u>	<u>Purpose</u>	<u>Statutory Reference</u>	<u>MOF</u>	<u>Beginning FY17 Unencumbered Cash Balance</u>	<u>Estimated FY17 Revenues</u>	<u>Estimated FY17 Expenditures and Encumbrances</u>	<u>Estimated FY17 Net Transfers</u>	<u>Estimated FY17 Ending Unencumbered Cash Balance</u>	<u>Balance in Excess of Program Needs</u>
(HTH590) Tobacco Settlement Special Fund	Distribute the receipts from the Master Settlement Agreement pursuant to Act 118, SLH 2015	Section 328L-2, HRS	B	\$ 22,434,336	\$ 48,616,356	\$ 47,229,075	\$ -	\$ 22,434,336	\$ -
(HTH590) Organ and Tissue Education Special Fund	Collect \$1.00 donation at time of motor vehicle registration to be used exclusively for public education programs and activities on organ, tissue and eye donations	Section 327-5, -6, HRS	B	\$ 44,224	\$ 30,000	\$ 40,000	\$ -	\$ 34,224	\$ -
(HTH610) Noise, Radiation, and Indoor Air Quality Special Fund	Partially fund operating costs of mandated activities and functions of the Indoor and Radiological Health Branch; fund education, demonstration, and outreach programs; provide training to ensure professional competence among staff; plan for future growth and expansion to meet emerging needs	§342P-7, HRS	B	\$ 425,158	\$ 142,062	\$ 200,472	\$ -	\$ 366,748	\$ -
(HTH610) Asbestos and Lead Abatement Special Fund	Partially fund operating costs of mandated activities and functions of the Indoor and Radiological Health Branch; fund education, demonstration, and outreach programs; provide for the accreditation of training programs; provide training to ensure professional competence among staff; plan for future growth and expansion to meet emerging needs	§342P-8, HRS	B	\$ 364,041	\$ 245,535	\$ 221,152	\$ -	\$ 388,424	\$ -

Department of Health
Non-General Funds

Table 11

<u>Name of Fund</u>	<u>Purpose</u>	<u>Statutory Reference</u>	<u>MOF</u>	<u>Beginning FY17 Unencumbered Cash Balance</u>	<u>Estimated FY17 Revenues</u>	<u>Estimated FY17 Expenditures and Encumbrances</u>	<u>Estimated FY17 Net Transfers</u>	<u>Estimated FY17 Ending Unencumbered Cash Balance</u>	<u>Balance in Excess of Program Needs</u>
(HTH610) Sanitation and Environmental Health Special Fund	Enhance capacity of environmental health programs to improve public outreach, educate public and professionals, plan for future growth and expansion to meet emerging needs, provide training to ensure professional competence among environmental health staff, and conduct program activities and functions of the sanitation branch	§321-27, HRS	B	\$ 2,136,221	\$ 2,100,000	\$ 1,703,427	\$ -	\$ 2,532,794	\$ -
(HTH610) Vector Control, U-account	Prevent introduction of air- and sea-borne vectors and diseases to the state	Act 259/2001, Act 177/2002, Act 213/2007	U	\$ 2,869	\$ 191,279	\$ 191,279	\$ -	\$ 2,869	\$ -
(HTH720) Office of Health Care Assurance Special Fund	Deposit of all monies collected by the Department in licensing fees and penalties to be expended to assist in offsetting educational program expenses to enhance the capacity of the program to improve public outreach efforts and consultations to industries, educate the public, department staff and providers by the Office of Health Care Assurance (OHCA).	Section 321-1.4, HRS	B	\$ -	\$ 50,000	\$ 10,800	\$ -	\$ 39,200	\$ -

Department of Health
Non-General Funds

Table 11

Name of Fund	Purpose	Statutory Reference	MOF	Beginning FY17	Estimated FY17	Estimated FY17	Estimated FY17	Estimated FY17	Balance in Excess of Program Needs
				Unencumbered Cash Balance	Revenues	Expenditures and Encumbrances	Net Transfers	Ending Unencumbered Cash Balance	
(HTH720) Civil Monetary Penalties (CMP)	Deposit of federal civil monetary penalty (CMP) moneys received from the U.S. Department of Health and Human Services' Centers for Medicare and Medicaid Services (CMS). Moneys in the CMP Special Fund shall be used by the Department of Health as approved by CMS to support activities that benefit patients or residents who use services at Medicare certified health care facilities or agencies. These activities can be for educational or quality of care improvement activities conducted by individual or groups of facilities or agencies that ultimately benefit the patients or residents.	Act 071, SLH 2015	B	\$ -	\$ 15,000	\$ 5,000	\$ -	\$ 10,000	\$ -
(HTH720) Medical Marijuana Registry and Regulation Special Fund	Deposit of licensing fees and other related revenue from the medical marijuana dispensary licensing program.	Section 321-1.4, HRS	B	\$ -	\$ 1,112,500	\$ 760,000	\$ -	\$ 352,500	\$ -
(HTH720) Dietitian Licensure Special Fund	Deposit licensure fees and fines associated with the licensing of dietitians in the state.	Chapter 448-B, HRS	B	\$ -	\$ 6,400	\$ 3,200		\$ 3,200	\$ -
(HTH730) Emergency Medical Services Special Fund	Support for operating a state comprehensive emergency medical services system.	Section 321-234, 249-31(b), 245-15, 245-3, HRS.	B	\$ 15,868,043	\$ 14,537,642	\$ 25,013,705	\$ -	\$ 15,609,181	\$ -
(HTH730) Trauma System Special Fund	Support for the continuing development and operation of a comprehensive state trauma system.	Section 321-22.5, 245-15, 245-3, 291-, HRS.	B	\$ 12,846,587	\$ 7,597,377	\$ 9,824,780	\$ (5,446,586)	\$ 7,549,513	\$ 149,513

Department of Health
Non-General Funds

Table 11

<u>Name of Fund</u>	<u>Purpose</u>	<u>Statutory Reference</u>	<u>MOF</u>	<u>Beginning FY17 Unencumbered Cash Balance</u>	<u>Estimated FY17 Revenues</u>	<u>Estimated FY17 Expenditures and Encumbrances</u>	<u>Estimated FY17 Net Transfers</u>	<u>Estimated FY17 Ending Unencumbered Cash Balance</u>	<u>Balance in Excess of Program Needs</u>
(HTH760) Vital Statistics Improvement Special Fund	For the modernization and automation of the vital statistics system in this State. May also be used to assist in offsetting costs of the daily operations of the system of vital statistics.	HRS 338-14.6	B	\$ 95,383	\$ 300,000	\$ 400,000	\$ -	\$ 94,883	\$ -
(HTH760) Hawaii NVDRS Project	Improve violent death data collection and reporting in the State of Hawaii	Centers for Disease Control's National Violent Death Reporting Project	B	\$ (175,361)	\$ 160,060	\$ 160,060	\$ -	\$ -	\$ -
(HTH840) Deposit Beverage Container Special Fund	Increase participation and recycling rates for specified deposit beverage containers; provide a connection between manufacturing decisions and recycling program management; reduce litter; reimburse consumers 5 cents on redeemed glass, plastic, and aluminum containers	Sec 342G-104, HRS	B	\$ 9,304,621	\$ 60,000,000	\$ 73,464,828	\$ -	\$ (4,160,207)	\$ -
(HTH840) Electronic Device Recycling Fund	Encourage recycling of electronic devices sold in the state to divert waste and leaching of possible hazardous material components from landfills	Act 13/2008	B	\$ 972,001	\$ 382,849	\$ 901,380	\$ -	\$ 453,470	\$ -
(HTH840) Leaking Underground Storage Tank Fund	Respond to petroleum releases from underground storage tanks or tank systems in a manner consistent with Section 342L, HRS	Sec 342L-51 HRS	W	\$ 1,127,680	\$ 9,750	\$ -	\$ -	\$ 1,137,430	\$ -

Department of Health
Non-General Funds

Table 11

Name of Fund	Purpose	Statutory Reference	MOF	Beginning FY17	Estimated FY17	Estimated FY17	Estimated FY17	Estimated FY17	Balance in Excess of Program Needs
				Unencumbered Cash Balance	Revenues	Expenditures and Encumbrances	Net Transfers	Ending Unencumbered Cash Balance	
(HTH840) Wastewater Treatment Certification Board Special Fund	Establish and collect fees for applications, conduct examinations, issue or renew certificates pursuant to Section 340B-11, HRS	Act 238/1999	B	\$ 58,506	\$ 44,000	\$ 28,035	\$ -	\$ 74,471	\$ -
(HTH840) Water Pollution Control Revolving Fund	Provide low interest loans to counties and private entities for wastewater project construction, including non-point source pollution projects, pursuant to Clean Water Act	Sec 342D-83 HRS	W	\$ 124,054,927	\$ 45,400,000	\$ 117,600,000	\$ -	\$ 51,854,927	\$ -
(HTH840) Drinking Water Treatment Revolving Loan Fund	Provide low interest loans to improve public and private drinking water systems in Hawaii, pursuant to Safe Drinking Water Act	Sec 340E-35 HRS	W	\$ (6,941,754)	\$ 30,200,000	\$ 78,700,000	\$ -	\$ (55,441,754)	\$ -
(HTH840) Environmental Management Special Fund	Fund statewide education, demonstration, market development programs; provide training for municipal solid waste operators; fund glass recovery programs; collect motor vehicle tire surcharge, fines and penalties	342G-63, 342I-B, 342I-J HRS	B	\$ 1,866,344	\$ 1,430,540	\$ 1,670,567	\$ -	\$ 1,626,317	\$ -
(HTH840) Clean Air Special Fund	Establish and collect fees from covered, non-covered, and agricultural burning permit sources, and new greenhouse gas program, pursuant to Clean Air Act	Sec 342B-32 HRS	B	\$ 8,193,132	\$ 4,300,000	\$ 4,821,360	\$ -	\$ 7,671,772	\$ -
(HTH840) Clean Water Branch, U Funds	Comply with federal mandates of Clean Water Act and Environmental Protection Agency that regulate protection of the environment and public health	Act 134, SLH 2013	U	\$ 49,136	\$ 188,000	\$ 188,000	\$ -	\$ 49,136	\$ -

Department of Health
Non-General Funds

Table 11

<u>Name of Fund</u>	<u>Purpose</u>	<u>Statutory Reference</u>	<u>MOF</u>	<u>Beginning FY17 Unencumbered Cash Balance</u>	<u>Estimated FY17 Revenues</u>	<u>Estimated FY17 Expenditures and Encumbrances</u>	<u>Estimated FY17 Net Transfers</u>	<u>Estimated FY17 Ending Unencumbered Cash Balance</u>	<u>Balance in Excess of Program Needs</u>
(HTH849)Environmental Response Revolving Fund	Fund removal, remediation, and detection of oil and pollutant or contaminant releases; removal and remediation of hazardous waste and any other substance that may harm the environment; and payment of costs listed under §128D-4(c), HRS	§128D-2, HRS	W	\$ 825,921	\$ 1,000,000	\$ 1,493,138	\$ -	\$ 332,783	\$ -
(HTH906) State Health Planning and Development Fund	Support expenses associated with Agency duties as mandated by Chapter 323D HRS.	§323D-12.6 HRS	B	\$ 458,379	\$ 55,000	\$ 50,000	\$ -	\$ 463,379	\$ -
(HTH907) GENERAL ADMINISTRATION	Funds for relocation of the Disability and Communication Access Board and Developmental Disabilities Council to the Kamamalu Building.	Act 119, SLH 2015	B	\$ -	\$ 207,000	\$ 207,000	\$ -	\$ -	\$ -

Department of Health
Vacancy Report as of November 30, 2016

Table 12

<u>Prog ID</u>	<u>Sub-Org</u>	<u>Date of Vacancy</u>	<u>Expected Fill Date</u>	<u>Position Number</u>	<u>Position Title</u>	<u>Exempt (Y/N)</u>	<u>SR Level</u>	<u>BU Code</u>	<u>Perm Temp (P/T)</u>	<u>FTE</u>	<u>MOF</u>	<u>Budgeted Amount</u>	<u>Actual Salary Last Paid</u>	<u>Authority to Hire (Y/N)</u>	<u>Occupied by 89 Day Hire (Y/N)</u>	<u># of 89 Hire Appts</u>	<u>Describe if Filled by other Means</u>	<u>Priority # to Retain</u>
HTH100	DI	9/10/2015	1/1/2017	39849	Public Health Educator IV	N	22	13	T	1.00	P	\$ 49,056	\$ 45,576	Y	N	0	N/A	2
HTH100	DI	7/16/2016	1/1/2017	29058	Epidemiological Specialist III	N	20	13	T	1.00	P	\$ 45,348	\$ 43,644	Y	Y	0	N/A	2
HTH100	DD	5/30/1997	6/30/2017	3000	TB Control Program Manager (MD)	N	ESC-02	13	P	1.00	P	\$ 88,128	\$ 73,000	Y	N	0	Contract btn DOH & CDC	6
HTH100	DE	12/1/2008	6/30/2017	35883	Para Medical Assistant II	N	HE04	10	P	1.00	P	\$ 34,836	\$ 34,440	Y	N	0	N/A	5
HTH100	DE	9/29/2009	6/30/2017	35357	Physician I	N	SR 31	73	P	1.00	P	\$ 70,221	N/A	Y	N	0	N/A	5
HTH100	DE	12/1/2014	6/30/2017	35346	Statistics Clerk I	N	SR 10	3	P	1.00	P	\$ 46,188	\$ 46,188	Y	N	0	N/A	5
HTH100	DE	11/2/2016	6/30/2017	35321	Office Assistant III	N	SR 08	3	P	1.00	P	\$ 27,768	\$ 29,988	Y	N	0	N/A	2
HTH100	DF	7/1/2016	6/30/2017	22896	Office Assistant III	N	SR 08	3	P	1.00	A	\$ 26,700	\$ 32,460	Y	Y	1	N/A	2
HTH100	DF	9/24/2016	6/30/2017	923	Registered Nurse V	N	SR 24	9	P	1.00	A	\$ 119,412	\$ 129,156	Y	N	0	N/A	1
HTH100	DF	11/1/2016	1/3/2017	112708	Public Health Administrative Officer V	N	SR 24	13	P	1.00	A	\$ 71,100	\$ 72,648	Y	N	0	N/A	1
HTH100	DF	11/1/2016	ASAP	116486	Para Medical Assistant II	N	HE 04	10	P	1.00	A	\$ 40,572	\$ 38,940	Y	N	0	N/A	2
HTH100	DF	11/26/2016	ASAP	957	Registered Nurse III	N	SR 20	9	P	1.00	A	\$ 95,292	\$ 87,228	Y	N	0	N/A	2
HTH100	DG	8/13/2016	ASAP	6537	Office Assistant II	N	SR 06	3	T	1.00	A	\$ 24,636	\$ 26,700	Y	Y	1	N/A	2
HTH100	DG	7/1/2005	6/30/2017	19360	Physician I	N	SC 01	73	T	0.30	A	\$ 21,913	N/A	Y	N	0	N/A	2
HTH100	DG	11/19/2015	6/30/2017	120440	Licensed Practical Nurse II	N	HE 08	10	P	1.00	A	\$ 37,248	\$ 46,920	Y	N	0	N/A	2
HTH100	DG	10/14/2013	6/30/2017	120441	Licensed Practical Nurse II	N	HE 08	10	T	1.00	A	\$ 37,248	\$ 39,840	Y	N	0	N/A	2
HTH100	KJ	10/1/2016	ASAP	15203	Registered Nurse IV	N	22	9	P	1.00	A	\$ 102,516	\$ 113,664	Y	N	0	N/A	2
HTH100	KJ	3/22/2012	6/30/2017	30836	Office Assistant II	N	6	3	P	1.00	A	\$ 24,636	\$ 24,636	Y	Y	0	N/A	1
HTH100	KJ	5/2/2016	12/1/2016	5824	Registered Nurse IV	N	22	9	P	1.00	A	\$ 110,400	\$ 119,412	Y	N	0	N/A	1
HTH100	KJ	8/27/2016	12/1/2016	3043	Registered Nurse IV	N	22	9	P	1.00	A	\$ 105,096	\$ 109,296	Y	N	0	N/A	1
HTH100	KJ	3/16/2016	12/1/2016	34860	Registered Nurse IV	N	22	9	P	1.00	A	\$ 102,516	\$ 106,620	Y	N	0	N/A	1
HTH100	KJ	6/9/2016	12/1/2016	38972	Registered Nurse IV	N	22	9	P	1.00	A	\$ 110,400	\$ 113,664	Y	N	0	N/A	2
HTH100	KJ	4/24/2015	2/15/2017	23532	Registered Nurse IV	N	22	9	P	1.00	A	\$ 83,868	\$ 74,340	Y	N	0	N/A	2
HTH100	KJ	8/24/2016	2/15/2017	23534	Registered Nurse IV	N	22	9	P	1.00	A	\$ 94,104	\$ 108,180	Y	N	0	N/A	2
HTH100	KJ	9/1/2015	2/15/2017	112266	Licensed Practical Nurse II	N	HE08C	10	P	1.00	A	\$ 47,394	\$ 47,160	Y	N	0	N/A	2
HTH100	KJ	4/1/2014	6/30/2017	112267	Licensed Practical Nurse II	N	HE08Z2	10	P	1.00	A	\$ 47,394	\$ 46,692	Y	N	0	N/A	5
HTH100	KJ	7/1/2016	2/1/2017	10561	Licensed Practical Nurse II	N	HE08B	10	P	1.00	A	\$ 47,394	\$ 45,384	Y	N	0	N/A	2
HTH100	KJ	9/1/2012	6/30/2017	10731	Licensed Practical Nurse II	N	HE08	10	P	1.00	A	\$ 37,248	\$ 37,248	Y	N	0	N/A	5
HTH100	KJ	6/6/2014	TBD	4918	Licensed Practical Nurse II	N	HE08	10	P	1.00	A	\$ 45,612	\$ 37,248	Y	N	0	N/A	5
HTH131	DA	6/5/2015	3/28/2017	110175	Public Health Administrative Officer V	N	SR-24	13	P	1.00	A	\$ 63,309	\$ 73,032	Y	No	0	N/A	1
HTH131	DA	11/1/2016	ASAP	3132	Secretary III	N	SR-16	63	P	1.00	A	\$ 35,064	\$ 36,468	Y	No	0	N/A	1
HTH131	DB	7/1/2013	ASAP	94612H (112860E)	BTP Project Manager	Y	SR-NA	13	T	1.00	N	\$ 107,600	\$ 85,000	Y	No	0	N/A	2
HTH131	DB	2/20/2015	ASAP	121804	Planner V	N	SR-24	13	T	1.00	N	\$ 63,000	\$ 70,224	Y	No	0	N/A	2
HTH131	DB	8/4/2015	ASAP	117549	Office Assistant III	N	SR-8	3	T	1.00	N	\$ 26,700	\$ 25,668	Y	No	0	N/A	2
HTH131	DB	4/22/2016	ASAP	121632 (95634H)	Chemist IV	N	SR-22	13	T	1.00	N	\$ 56,172	\$ 57,155	Y	No	0	N/A	2
HTH131	DB	8/30/2016	1/3/2017	117665	Secretary II	N	SR-14C	3	P	1.00	N	\$ 33,000	\$ 39,492	Y	No	0	N/A	1
HTH131	DB	1/29/2016	ASAP	95621H (116539E)	BTP Planner IV	Y	SR-NA	13	T	1.00	N	\$ 53,100	\$ 51,300	Y	No	0	N/A	2
HTH131	DB	7/30/2015	ASAP	121757 (96602H)	Accountant III	N	SRNA	13	T	1.00	N	\$ 48,000	\$ 50,000	Y	No	0	N/A	2
HTH131	DC	8/22/2016	2/28/2017	116438	Epidemiological Specialist III	N	20	13	P	1.00	N	\$ 45,348	\$ 45,348	Y	Yes	2	N/A	2
HTH131	DC	12/30/2015	3/31/2017	28401	Public Health Educator IV	N	22	13	P	1.00	N	\$ 49,056	\$ 49,056	Y	No	0	N/A	2
HTH131	DC	9/28/2015	3/31/2017	118909	Registered Nurse III	N	20	9	T	1.00	N	\$ 87,228	\$ 87,228	Y	No	0	N/A	2
HTH131	DC	1/1/2013	ASAP	110959	Registered Nurse IV	N	22	9	P	1.00	N	\$ 92,500	\$ 73,596	Y	No	0	N/A	2
HTH420	HE	5/25/2016	2/1/2017	19562	SOCIAL WORKER IV	N	SR-22	13	P	1.00	A	\$ 45,576	\$ 51,036	Y	Y	1	N/A	2
HTH420	HE	5/14/2016	3/1/2017	28397	CLINICAL PSYCHOLOGIST VI	N	SR-26	13	P	1.00	A	\$ 64,920	\$ 62,112	Y	N	0	N/A	2
HTH420	HE	1/13/2015	2/1/2017	48092	HUMAN SERVICES PROF IV	N	SR-22	13	P	1.00	A	\$ 49,332	\$ 49,308	Y	N	0	N/A	2
HTH420	HE	3/11/2015	3/1/2017	52099	SOCIAL WORKER IV	N	SR-22	13	P	1.00	A	\$ 47,412	\$ 47,400	Y	N	0	N/A	2

Department of Health
 Vacancy Report as of November 30, 2016

Table 12

Prog ID	Sub-Org	Date of Vacancy	Expected Fill Date	Position Number	Position Title	Exempt (Y/N)	SR Level	BU Code	Perm Temp (P/T)	FTE	MOF	Budgeted Amount	Actual Salary Last Paid	Authority to Hire (Y/N)	Occupied by 89 Day Hire (Y/N)	# of 89 Hire Appts	Describe if Filled by other Means	Priority # to Retain
HTH420	HE	3/1/2016	3/1/2017	100218	PSYCHIATRIST-OUTPATIENT	Y	SR-NA	13	T	1.00	A	\$ 118,835	\$ 157,176	Y	N	0	N/A	2
HTH420	HE	9/5/2015	4/1/2017	100221	PSYCHIATRIST-OUTPATIENT	Y	SR-NA	13	T	1.00	A	\$ 134,232	\$ 135,360	Y	N	0	N/A	2
HTH420	HE	6/16/2016	2/1/2017	116775	OFFICE ASSISTANT III	N	SR-08	03	T	1.00	A	\$ 23,700	\$ 26,700	Y	N	0	N/A	2
HTH420	HE	New	3/1/2017	121350	CLINICAL PSYCHOLOGIST VI	N	SR-26	13	T	1.00	A	\$ 43,812	N/A	Y	N	0	N/A	2
HTH420	HE	3/16/2016	4/1/2017	121354	CLINICAL PSYCHOLOGIST VI	N	SR-26	13	T	1.00	A	\$ 60,000	\$ 64,608	Y	Y	2	N/A	2
HTH420	HE	New	2/1/2017	121644	HUMAN SERVICES PROF IV	N	SR-22	13	T	1.00	A	\$ 39,096	N/A	Y	N	0	N/A	2
HTH420	HE	New	2/1/2017	121645	HUMAN SERVICES PROF IV	N	SR-22	13	T	1.00	A	\$ 39,096	N/A	Y	N	0	N/A	2
HTH420	HE	12/1/2015	3/1/2017	121646	HUMAN SERVICES PROF IV	N	SR-22	13	T	1.00	A	\$ 39,096	\$ 47,400	Y	N	0	N/A	2
HTH420	HE	New	3/1/2017	121647	HUMAN SERVICES PROF IV	N	SR-22	13	T	1.00	A	\$ 39,096	N/A	Y	N	0	N/A	2
HTH420	HE	9/16/2016	4/1/2017	121648	HUMAN SERVICES PROF IV	N	SR-22	13	T	1.00	A	\$ 39,096	\$ 57,432	Y	N	0	N/A	2
HTH420	HE	New	4/1/2017	121650	HUMAN SERVICES PROF IV	N	SR-22	13	T	1.00	A	\$ 33,276	N/A	Y	N	0	N/A	2
HTH420	HE	New	3/1/2017	121707	MENTAL HEALTH SPECIALIST	N	SR-24	13	T	1.00	A	\$ 46,788	N/A	Y	N	0	N/A	2
HTH420	HE	New	2/1/2017	121728	SOCIAL SERVICE ASSISTANT V	N	SR-13	03	T	1.00	A	\$ 39,096	N/A	Y	N	0	N/A	2
HTH420	HE	New	3/1/2017	121729	SOCIAL SERVICE ASSISTANT V	N	SR-13	03	T	1.00	A	\$ 39,096	N/A	Y	N	0	N/A	2
HTH420	HE	New	2/1/2017	121739	REGISTERED NURSE III	N	SR-20	09	T	1.00	A	\$ 26,700	N/A	Y	N	0	N/A	2
HTH420	HE	New	6/1/2017	122103	PSYCHIATRIST-OUTPATIENT	Y	SR-NA	13	T	1.00	A	\$ 119,904	N/A	Y	N	0	N/A	2
HTH420	HE	1/28/2016	3/1/2017	04592	SECRETARY II	N	SR-14	03	P	1.00	A	\$ 33,756	\$ 33,720	Y	N	0	N/A	2
HTH420	HE	11/20/2015	2/1/2017	07611	SOCIAL WORKER IV	N	SR-22	13	P	1.00	A	\$ 57,708	\$ 47,400	Y	N	0	N/A	2
HTH420	HE	3/1/2015	2/1/2017	11005	REGISTERED NURSE IV	N	SR-22	09	P	1.00	A	\$ 89,568	\$ 110,400	Y	N	0	N/A	2
HTH420	HE	8/2/2016	3/1/2017	121349	CLINICAL PSYCHOLOGIST VI	N	SR-26	13	T	1.00	A	\$ 43,812	\$ 62,112	Y	N	0	N/A	2
HTH420	HE	8/18/2016	2/1/2017	121369	MENTAL HEALTH SUPERVISOR II	N	SR-26	23	T	1.00	A	\$ 51,312	\$ 67,188	Y	N	0	N/A	2
HTH420	HE	New	3/1/2017	121370	HUMAN SERVICES PROF IV	N	SR-22	13	T	1.00	A	\$ 39,096	N/A	Y	N	0	N/A	2
HTH420	HE	New	3/1/2017	121372	HUMAN SERVICES PROF IV	N	SR-22	13	T	1.00	A	\$ 39,096	N/A	Y	N	0	N/A	2
HTH420	HE	9/9/2016	4/1/2017	121375	HUMAN SERVICES PROF IV	N	SR-22	13	T	1.00	A	\$ 42,144	\$ 49,046	Y	N	0	N/A	2
HTH420	HE	New	3/1/2017	121691	SUBSTANCE ABUSE SPECIALIST IV	N	SR-22	13	T	1.00	A	\$ 43,812	N/A	Y	N	0	N/A	2
HTH420	HE	New	3/1/2017	121708	MENTAL HEALTH SPECIALIST	N	SR-24	13	T	1.00	A	\$ 46,788	N/A	Y	N	0	N/A	2
HTH420	HE	12/15/2015	1/4/2017	121730	OFFICE ASSISTANT III	N	SR-08	03	T	0.50	A	\$ 19,548	\$ 26,700	Y	N	0	N/A	2
HTH420	HE	New	2/1/2017	121737	SOCIAL SERVICE ASSISTANT V	N	SR-13	03	T	1.00	A	\$ 32,040	N/A	Y	N	0	N/A	2
HTH420	HE	7/5/2016	2/1/2017	06056	SECRETARY II	N	SR-14	03	P	1.00	A	\$ 32,425	\$ 37,980	Y	N	0	N/A	2
HTH420	HE	12/31/2011	2/1/2017	07195	LICENSED PRACTICAL NURSE II	N	HE-08	10	P	1.00	A	\$ 45,108	\$ 45,540	Y	N	0	N/A	2
HTH420	HE	11/1/2015	2/1/2017	11678	REGISTERED NURSE IV	N	SR-22	09	P	1.00	A	\$ 87,384	\$ 112,020	Y	N	0	N/A	2
HTH420	HE	10/13/2016	2/1/2017	27014	SOCIAL WORKER IV	N	SR-22	13	P	1.00	A	\$ 45,576	\$ 53,100	Y	N	0	N/A	2
HTH420	HE	7/1/2015	2/1/2017	36268	HUMAN SERVICES PROF IV	N	SR-22	13	P	1.00	A	\$ 64,920	\$ 70,152	Y	N	0	N/A	2
HTH420	HE	5/24/2016	3/1/2017	47631	HOSPITAL BILLING CLERK I	N	SR-09	03	P	1.00	A	\$ 27,768	\$ 35,112	Y	N	0	N/A	2
HTH420	HE	1/16/2016	3/1/2017	48065	HUMAN SERVICES PROF IV	N	SR-22	13	P	1.00	A	\$ 51,312	\$ 47,400	Y	N	0	N/A	2
HTH420	HE	7/6/2016	3/1/2017	100399	PSYCHIATRIST-BRANCH MED DIR	Y	SR-NA	13	T	1.00	A	\$ 118,835	\$ 168,708	Y	N	0	N/A	2
HTH420	HE	9/1/2016	4/1/2017	120227	HUMAN SERVICES PROF IV	N	SR-22	13	T	1.00	A	\$ 42,144	\$ 53,364	Y	N	0	N/A	2
HTH420	HE	8/29/2016	2/1/2017	121511	MENTAL HEALTH SUPERVISOR II	N	SR-26	23	T	1.00	A	\$ 51,312	\$ 62,112	Y	N	0	N/A	2
HTH420	HE	New	4/1/2017	121513	HUMAN SERVICES PROF IV	N	SR-22	13	T	1.00	A	\$ 39,096	N/A	Y	N	0	N/A	2
HTH420	HE	New	5/1/2017	121514	HUMAN SERVICES PROF IV	N	SR-22	13	T	1.00	A	\$ 39,096	N/A	Y	N	0	N/A	2
HTH420	HE	New	5/1/2017	121515	HUMAN SERVICES PROF IV	N	SR-22	13	T	1.00	A	\$ 42,144	N/A	Y	N	0	N/A	2
HTH420	HE	New	6/1/2017	121516	HUMAN SERVICES PROF IV	N	SR-22	13	T	1.00	A	\$ 42,144	N/A	Y	Y	3	N/A	2
HTH420	HE	New	2/1/2017	121655	REGISTERED NURSE V	N	SR-24	29	P	1.00	A	\$ 79,236	N/A	Y	N	0	N/A	2
HTH420	HE	New	2/1/2017	121656	HUMAN SERVICES PROF IV	N	SR-22	13	T	1.00	A	\$ 39,096	N/A	Y	N	0	N/A	2
HTH420	HE	7/6/2016	3/1/2017	121667	HUMAN SERVICES PROF IV	N	SR-22	13	T	1.00	A	\$ 119,904	\$ 49,046	Y	Y	1	N/A	2
HTH420	HE	New	2/1/2017	121693	SUBSTANCE ABUSE SPECIALIST IV	N	SR-22	13	T	1.00	A	\$ 42,144	N/A	Y	N	0	N/A	2
HTH420	HE	New	3/1/2017	121710	MENTAL HEALTH SPECIALIST	N	SR-24	13	T	1.00	A	\$ 57,720	N/A	Y	N	0	N/A	2
HTH420	HE	New	2/1/2017	121731	SOCIAL SERVICE ASSISTANT V	N	SR-13	03	T	1.00	A	\$ 32,040	N/A	Y	N	0	N/A	2
HTH420	HE	New	3/1/2017	121732	SOCIAL SERVICE ASSISTANT V	N	SR-13	03	T	1.00	A	\$ 32,040	N/A	Y	N	0	N/A	2
HTH420	HE	7/1/2008	3/1/2017	100361	PSYCHIATRIST-OUTPATIENT	Y	SR-NA	13	T	1.00	A	\$ 73,044	\$ 125,148	Y	N	0	N/A	2
HTH420	HE	6/26/2010	4/1/2017	100475	PSYCHIATRIST-OUTPATIENT	Y	SR-NA	13	T	1.00	A	\$ 100,674	\$ 134,232	Y	N	0	N/A	2

Department of Health
 Vacancy Report as of November 30, 2016

Table 12

Prog ID	Sub-Org	Date of Vacancy	Expected Fill Date	Position Number	Position Title	Exempt (Y/N)	SR Level	BU Code	Perm Temp (P/T)	FTE	MOF	Budgeted Amount	Actual Salary Last Paid	Authority to Hire (Y/N)	Occupied by 89 Day Hire (Y/N)	# of 89 Hire Appts	Describe if Filled by other Means	Priority # to Retain
HTH420	HE	3/15/2016	2/1/2017	121396	HUMAN SERVICES PROF IV	N	SR-22	13	T	1.00	A	\$ 39,096	\$ 47,403	Y	N	0	N/A	2
HTH420	HE	8/19/2016	2/1/2017	121397	HUMAN SERVICES PROF IV	N	SR-22	13	T	1.00	A	\$ 39,096	\$ 47,403	Y	N	0	N/A	2
HTH420	HE	6/1/2016	3/1/2017	121465	HUMAN SERVICES PROF IV	N	SR-22	13	T	1.00	A	\$ 42,144	\$ 55,236	Y	N	0	N/A	2
HTH420	HE	New	2/1/2017	121674	HUMAN SERVICES PROF IV	N	SR-22	13	T	1.00	A	\$ 39,096	N/A	Y	N	0	N/A	2
HTH420	HE	New	1/17/2017	121675	HUMAN SERVICES PROF IV	N	SR-22	13	T	1.00	A	\$ 39,096	N/A	Y	N	0	N/A	1
HTH420	HE	8/16/2016	3/1/2017	121676	HUMAN SERVICES PROF IV	N	SR-22	13	T	1.00	A	\$ 39,096	\$ 55,236	Y	N	0	N/A	2
HTH420	HE	New	1/16/2017	121678	HUMAN SERVICES PROF IV	N	SR-22	13	T	1.00	A	\$ 39,096	N/A	Y	Y	2	N/A	1
HTH420	HE	New	3/1/2017	121688	OFFICE ASSISTANT III	N	SR-08	03	T	1.00	A	\$ 26,700	N/A	Y	N	0	N/A	2
HTH420	HE	New	2/1/2017	121692	SUBSTANCE ABUSE SPECIALIST IV	N	SR-22	13	T	1.00	A	\$ 43,812	N/A	Y	N	0	N/A	2
HTH420	HE	New	3/1/2017	121709	MENTAL HEALTH SPECIALIST	N	SR-24	13	T	1.00	A	\$ 46,788	N/A	Y	N	0	N/A	2
HTH420	HE	New	2/1/2017	121733	SOCIAL SERVICE ASSISTANT V	N	SR-13	03	T	1.00	A	\$ 32,040	N/A	Y	N	0	N/A	2
HTH420	HE	New	3/1/2017	121738	SOCIAL SERVICE ASSISTANT V	N	SR-13	03	T	1.00	A	\$ 32,040	N/A	Y	N	0	N/A	2
HTH420	HE	New	2/1/2017	121885	REGISTERED NURSE III	N	SR-20	09	T	1.00	A	\$ 26,700	N/A	Y	N	0	N/A	2
HTH420	HE	10/25/2014	3/1/2017	22838	REGISTERED NURSE IV	N	SR-22	09	P	1.00	A	\$ 75,774	\$ 83,616	Y	N	0	N/A	2
HTH420	HE	New	2/1/2017	120231	HUMAN SERVICES PROF IV	N	SR-22	13	T	1.00	A	\$ 42,144	N/A	Y	Y	1	N/A	2
HTH420	HE	New	3/1/2017	121508	HUMAN SERVICES PROF V	N	SR-24	13	T	1.00	A	\$ 42,180	N/A	Y	N	0	N/A	2
HTH420	HE	New	2/1/2017	121745	SOCIAL SERVICE ASSISTANT V	N	SR-13	03	T	1.00	A	\$ 38,952	N/A	Y	N	0	N/A	2
HTH420	HL	7/1/2010	3/1/2017	22239	REGISTERED NURSE V	N	SR-24	09	P	1.00	A	\$ 75,780	\$ 94,104	Y	N	0	N/A	2
HTH420	HL	8/6/2014	4/1/2017	47635	HOSPITAL BILLING CLERK I	N	SR-09	03	P	1.00	A	\$ 27,768	\$ 30,036	Y	N	0	N/A	2
HTH420	HL	10/15/2016	2/1/2017	48100	HUMAN SERVICES PROF IV	N	SR-22	13	P	1.00	A	\$ 53,352	\$ 55,236	Y	N	0	N/A	2
HTH420	HL	12/31/2015	2/1/2017	49010	HUMAN SERVICES PROF III	N	SR-20	13	P	1.00	A	\$ 49,332	\$ 55,236	Y	N	0	N/A	2
HTH420	HL	10/29/1993	4/1/2017	104216	PSYCHIATRIST-OUTPATIENT	Y	SR-NA	13	T	1.00	A	\$ 118,835	\$ 129,060	Y	N	0	N/A	2
HTH420	HL	10/28/2011	3/1/2017	113119	HUMAN SERVICES PROF IV	N	SR-22	13	T	1.00	A	\$ 49,332	\$ 49,332	Y	N	0	N/A	2
HTH420	HL	12/6/2007	3/1/2017	116792	CLINICAL PSYCHOLOGIST VI	N	SR-26	13	T	1.00	A	\$ 55,500	\$ 53,364	Y	N	0	N/A	2
HTH420	HL	New	2/1/2017	116845	LICENSED PRACTICAL NURSE II	N	HE-08	10	T	1.00	A	\$ 37,248	N/A	Y	N	0	N/A	2
HTH420	HL	7/12/2016	2/1/2017	117730	OFFICE ASSISTANT III	N	SR-08	03	P	1.00	A	\$ 22,152	\$ 31,236	Y	N	0	N/A	2
HTH420	HL	New	3/1/2017	121342	CLINICAL PSYCHOLOGIST VII	N	SR-28	23	T	1.00	A	\$ 52,488	N/A	Y	N	0	N/A	2
HTH420	HL	New	2/1/2017	121347	SECRETARY II	N	SR-14	03	T	1.00	A	\$ 33,270	N/A	Y	N	0	N/A	2
HTH420	HL	New	3/1/2017	121476	HUMAN SERVICES PROF IV	N	SR-22	13	T	1.00	A	\$ 45,576	N/A	Y	N	0	N/A	2
HTH420	HL	New	4/1/2017	121480	HUMAN SERVICES PROF IV	N	SR-22	13	T	1.00	A	\$ 43,812	N/A	Y	N	0	N/A	2
HTH420	HL	1/8/2016	4/1/2017	121481	HUMAN SERVICES PROF IV	N	SR-22	13	T	1.00	A	\$ 42,144	\$ 53,364	Y	N	0	N/A	2
HTH420	HL	7/1/2016	4/1/2017	121482	HUMAN SERVICES PROF IV	N	SR-22	13	T	1.00	A	\$ 42,144	\$ 49,046	Y	N	0	N/A	2
HTH420	HL	New	5/1/2017	121610	SOCIAL WORKER IV	N	SR-22	13	T	1.00	A	\$ 45,576	N/A	Y	N	0	N/A	2
HTH420	HL	New	5/1/2017	121618	HUMAN SERVICES PROF IV	N	SR-22	13	T	1.00	A	\$ 39,096	N/A	Y	N	0	N/A	2
HTH420	HL	New	3/1/2017	121679	SECRETARY III	N	SR-16	03	T	1.00	A	\$ 26,652	N/A	Y	N	0	N/A	2
HTH420	HL	New	3/1/2007	121683	OFFICE ASSISTANT III	N	SR-08	03	T	1.00	A	\$ 26,700	N/A	Y	N	0	N/A	2
HTH420	HL	New	2/1/2017	121684	ACCOUNT CLERK III	N	SR-11	03	P	1.00	A	\$ 21,240	N/A	Y	N	0	N/A	2
HTH420	HL	New	3/1/2017	121695	SUBSTANCE ABUSE SPECIALIST IV	N	SR-22	13	T	1.00	A	\$ 43,812	N/A	Y	N	0	N/A	2
HTH420	HL	New	4/1/2017	121696	SUBSTANCE ABUSE SPECIALIST IV	N	SR-22	13	T	1.00	A	\$ 43,812	N/A	Y	N	0	N/A	2
HTH420	HL	New	3/1/2017	121703	MENTAL HEALTH SPECIALIST	N	SR-24	13	T	1.00	A	\$ 46,788	N/A	Y	N	0	N/A	2
HTH420	HL	New	3/1/2017	121704	MENTAL HEALTH SPECIALIST	N	SR-24	13	T	1.00	A	\$ 46,788	N/A	Y	N	0	N/A	2
HTH420	HL	New	2/1/2017	121740	SOCIAL SERVICE ASSISTANT V	N	SR-13	03	T	1.00	A	\$ 42,132	N/A	Y	N	0	N/A	2
HTH420	HL	New	3/1/2017	121741	ADVANCED PRACTICE REG NURSE II	N	SR-28	09	T	1.00	A	\$ 70,000	N/A	Y	N	0	N/A	2
HTH420	HL	New	4/1/2017	121742	ADVANCED PRACTICE REG NURSE II	N	SR-28	09	T	1.00	A	\$ 70,000	N/A	Y	N	0	N/A	2
HTH420	HL	New	3/1/2017	121746	SOCIAL SERVICE ASSISTANT V	N	SR-15	03	T	1.00	A	\$ 42,132	N/A	Y	N	0	N/A	2
HTH420	HL	New	5/1/2017	122104	PSYCHIATRIST-INPATIENT	Y	SR-NA	13	T	1.00	A	\$ 119,904	N/A	Y	N	0	N/A	2
HTH420	HL	New	6/1/2017	122105	PSYCHIATRIST-INPATIENT	Y	SR-NA	13	T	1.00	A	\$ 26,700	N/A	Y	N	0	N/A	2
HTH420	HL	New	3/1/2017	122107	PSYCHIATRIST-BRANCH MED DIR	Y	SR-NA	13	T	1.00	A	\$ 26,700	N/A	Y	N	0	N/A	2
HTH420	HM	5/1/2016	1/16/2017	08324	REGISTERED NURSE IV	N	SR-22	09	P	1.00	A	\$ 89,568	\$ 114,816	Y	N	0	N/A	1
HTH420	HM	5/1/2015	2/1/2017	09143	HUMAN SERVICES PROF IV	N	SR-22	13	P	1.00	A	\$ 55,500	\$ 64,920	Y	N	0	N/A	2
HTH420	HM	4/14/2012	2/1/2017	14930	HUMAN SERVICES PROF V	N	SR-24	23	P	1.00	A	\$ 45,576	\$ 37,044	Y	N	0	N/A	2

Department of Health
Vacancy Report as of November 30, 2016

Table 12

Prog ID	Sub-Org	Date of Vacancy	Expected Fill Date	Position Number	Position Title	Exempt (Y/N)	SR Level	BU Code	Perm Temp (P/T)	FTE	MOF	Budgeted Amount	Actual Salary Last Paid	Authority to Hire (Y/N)	Occupied by 89 Day Hire (Y/N)	# of 89 Hire Appts	Describe if Filled by other Means	Priority # to Retain
HTH420	HM	4/8/2016	1/9/2017	25805	PUBLIC HEALTH ADM OFFICER IV	N	SR-22	13	P	1.00	A	\$ 47,412	\$ 57,432	Y	N	0	N/A	1
HTH420	HM	5/15/2014	2/1/2017	47638	OFFICE ASSISTANT III	N	SR-08	03	T	1.00	A	\$ 25,667	\$ 25,668	Y	N	0	N/A	2
HTH420	HM	10/27/2012	4/1/2017	52120	HUMAN SERVICES PROF IV	N	SR-22	13	P	0.50	A	\$ 22,788	\$ 21,648	Y	N	0	N/A	2
HTH420	HM	6/1/2014	3/1/2017	100311	PSYCHIATRIST-BRANCH MED DIR	Y	SR-NA	13	T	1.00	A	\$ 118,835	\$ 168,804	Y	N	0	N/A	2
HTH420	HM	New	3/1/2017	121338	CLINICAL PSYCHOLOGIST VI	N	SR-26	13	T	1.00	A	\$ 43,812	N/A	Y	N	0	N/A	2
HTH420	HM	New	3/1/2017	121339	HUMAN SERVICES PROF IV	N	SR-22	13	T	1.00	A	\$ 42,144	N/A	Y	N	0	N/A	2
HTH420	HM	New	12/16/2016	121477	HUMAN SERVICES PROF V	N	SR-24	23	P	1.00	A	\$ 38,487	N/A	Y	N	0	N/A	1
HTH420	HM	New	3/1/2017	121478	HUMAN SERVICES PROF IV	N	SR-22	13	T	1.00	A	\$ 45,576	N/A	Y	N	0	N/A	2
HTH420	HM	New	4/1/2017	121479	HUMAN SERVICES PROF IV	N	SR-22	13	T	1.00	A	\$ 42,144	N/A	Y	N	0	N/A	2
HTH420	HM	new	4/1/2017	121505	HUMAN SERVICES PROF IV	N	SR-22	13	T	1.00	A	\$ 45,576	N/A	Y	N	0	N/A	2
HTH420	HM	new	3/1/2017	121639	HUMAN SERVICES PROF IV	N	SR-22	13	T	1.00	A	\$ 39,096	N/A	Y	N	0	N/A	2
HTH420	HM	new	2/1/2017	121660	REGISTERED NURSE V	N	SR-24	09	T	1.00	A	\$ 26,700	N/A	Y	N	0	N/A	2
HTH420	HM	new	2/1/2017	121671	ACCOUNT CLERK III	N	SR-11	03	T	1.00	A	\$ 37,434	N/A	Y	N	0	N/A	2
HTH420	HM	new	3/1/2017	121694	SUBSTANCE ABUSE SPECIALIST IV	N	SR-22	13	T	1.00	A	\$ 43,812	N/A	Y	N	0	N/A	2
HTH420	HM	new	3/1/2017	121706	MENTAL HEALTH SPECIALIST	N	SR-24	13	T	1.00	A	\$ 46,788	N/A	Y	N	0	N/A	2
HTH420	HM	new	2/1/2017	121734	SOCIAL SERVICE ASSISTANT V	N	SR-13	03	T	1.00	A	\$ 38,952	N/A	Y	N	0	N/A	2
HTH420	HM	new	3/1/2017	121735	SOCIAL SERVICE ASSISTANT V	N	SR-13	03	T	1.00	A	\$ 42,132	N/A	Y	N	0	N/A	2
HTH420	HM	new	3/1/2017	121749	CLINICAL PSYCHOLOGIST VI	N	SR-26	13	T	1.00	A	\$ 51,312	N/A	Y	N	0	N/A	2
HTH420	HM	new	2/1/2017	121751	LICENSED PRACTICAL NURSE II	N	HE-08	10	T	1.00	A	\$ 26,664	N/A	Y	N	0	N/A	2
HTH420	HM	new	5/1/2017	121752	HUMAN SERVICES PROF IV	N	SR-22	13	T	1.00	A	\$ 31,212	N/A	Y	N	0	N/A	2
HTH420	HM	new	5/1/2017	122106	PSYCHIATRIST-OUTPATIENT	Y	SR-NA	13	T	1.00	A	\$ 119,904	N/A	Y	N	0	N/A	2
HTH420	HN	5/12/2016	2/1/2017	15090	HUMAN SERVICES PROF IV	N	SR-22	13	P	1.00	A	\$ 47,412	\$ 49,056	Y	N	0	N/A	2
HTH420	HN	11/11/2016	2/1/2017	24371	LICENSED PRACTICAL NURSE II	N	HE-08	10	P	1.00	A	\$ 32,748	\$ 45,384	Y	N	0	N/A	2
HTH420	HN	10/1/2016	3/1/2017	34354	PUBLIC HEALTH ADM OFFICER IV	N	SR-22	13	P	1.00	A	\$ 45,577	\$ 45,348	Y	N	0	N/A	2
HTH420	HN	11/16/2016	2/1/2017	43141	REGISTERED NURSE IV	N	SR-22	09	T	1.00	A	\$ 81,972	N/A	Y	N	0	N/A	2
HTH420	HN	7/1/2009	4/1/2017	45010	HUMAN SERVICES PROF IV	N	SR-22	13	T	1.00	A	\$ 42,132	\$ 37,632	Y	N	0	N/A	2
HTH420	HN	5/1/2014	4/1/2017	48980	HUMAN SERVICES PROF IV	N	SR-22	13	T	1.00	A	\$ 47,412	\$ 49,308	Y	N	0	N/A	2
HTH420	HN	4/25/2016	12/19/2016	48981	HUMAN SERVICES PROF IV	N	SR-22	13	P	1.00	A	\$ 49,332	\$ 59,736	Y	N	0	N/A	1
HTH420	HN	10/1/2016	4/1/2017	102477	PSYCHIATRIST-INPATIENT	Y	SR-NA	13	T	1.00	A	\$ 134,232	\$ 144,480	Y	N	0	N/A	2
HTH420	HN	new	5/1/2017	121341	HUMAN SERVICES PROF IV	N	SR-22	13	T	1.00	A	\$ 39,096	N/A	Y	N	0	N/A	2
HTH420	HN	12/1/2016	5/1/2017	121487	HUMAN SERVICES PROF V	N	SR-24	23	T	1.00	A	\$ 43,812	\$ 55,236	Y	N	0	N/A	2
HTH420	HN	new	6/1/2017	121488	HUMAN SERVICES PROF IV	N	SR-22	13	T	1.00	A	\$ 40,660	N/A	Y	N	0	N/A	2
HTH420	HN	new	6/1/2017	121506	HUMAN SERVICES PROF IV	N	SR-22	13	T	1.00	A	\$ 42,144	N/A	Y	N	0	N/A	2
HTH420	HN	new	3/1/2017	121686	ACCOUNT CLERK III	N	SR-11	03	T	0.50	A	\$ 51,212	N/A	Y	N	0	N/A	2
HTH420	HN	new	3/1/2017	121697	SUBSTANCE ABUSE SPECIALIST IV	N	SR-22	13	T	1.00	A	\$ 46,788	N/A	Y	N	0	N/A	2
HTH420	HN	new	3/1/2017	121705	MENTAL HEALTH SPECIALIST	N	SR-24	13	T	1.00	A	\$ 46,788	N/A	Y	N	0	N/A	2
HTH420	HN	new	2/1/2017	121736	SOCIAL SERVICE ASSISTANT V	N	SR-13	03	T	1.00	A	\$ 42,132	N/A	Y	N	0	N/A	2
HTH420	HN	new	3/1/2017	121747	CLINICAL PSYCHOLOGIST VI	N	SR-26	13	T	1.00	A	\$ 52,488	N/A	Y	N	0	N/A	2
HTH420	HO	new	3/1/2017	122221	EPIDEMIOLOGIST II	Y	SR-NA	13	P	1.00	N	\$ -	N/A	Y	N	0	N/A	2
HTH430	HQ	6/30/2016	3/1/2017	2167	Licensed Practical Nurse - Hospital (FP)	N	HE08	10	P	1.00	A	\$ 37,248	\$ 41,772	Y	N	0	N/A	2
HTH430	HQ	10/1/2015	2/1/2017	2226	Licensed Practical Nurse-MH (FP)	N	HE08	10	P	1.00	A	\$ 45,108	\$ 43,440	Y	N	0	N/A	2
HTH430	HQ	5/31/2016	2/1/2017	2300	Kitchen Helper	N	BC02	1	P	1.00	A	\$ 33,228	\$ 37,416	Y	N	0	N/A	2
HTH430	HQ	10/31/2016	2/1/2017	4454	Maintenance Mechanic Supervisor	N	F109	2	P	1.00	A	\$ 50,520	\$ 59,340	Y	N	0	N/A	2
HTH430	HQ	6/29/2016	2/1/2017	7191	Telephone Switchboard Operator II	N	SR07	3	P	1.00	A	\$ 26,700	\$ 29,988	Y	N	0	N/A	2
HTH430	HQ	7/10/2016	3/1/2017	7210	Licensed Practical Nurse-MH (FP)	N	HE08	10	P	1.00	A	\$ 37,248	\$ 45,384	Y	N	0	N/A	2
HTH430	HQ	11/1/2016	2/1/2017	10967	Office Assistant III	N	SR08	3	P	1.00	A	\$ 26,700	\$ 27,768	Y	N	0	N/A	2
HTH430	HQ	4/9/2016	12/16/2016	11004	Registered Nurse IV	N	SR23	9	P	1.00	A	\$ 81,972	\$ 112,020	Y	N	0	N/A	1
HTH430	HQ	11/17/2016	2/1/2017	12926	Registered Nurse III	N	SR20	9	P	1.00	A	\$ 38,652	\$ 51,534	Y	N	0	N/A	2
HTH430	HQ	6/24/2014	2/1/2017	18147	Para Medical Assistant - MH (EL)	N	HE02	10	P	1.00	A	\$ 32,736	\$ 36,060	Y	N	0	N/A	2
HTH430	HQ	9/30/2016	3/1/2017	18149	Licensed Practical Nurse-MH (FP)	N	HE08	10	P	1.00	A	\$ 37,248	\$ 45,384	Y	N	0	N/A	2

Department of Health
Vacancy Report as of November 30, 2016

Table 12

Prog ID	Sub-Org	Date of Vacancy	Expected Fill Date	Position Number	Position Title	Exempt (Y/N)	SR Level	BU Code	Perm Temp (P/T)	FTE	MOF	Budgeted Amount	Actual Salary Last Paid	Authority to Hire (Y/N)	Occupied by 89 Day Hire (Y/N)	# of 89 Hire Appts	Describe if Filled by other Means	Priority # to Retain
HTH440	HD	7/1/2016	1/11/2016	26644	PROGRAM SPECIALIST SUBSTANCE ABUSE IV	N	22	13	P	1.00	N	\$ 61,062	\$ 4,088	Y	N	0	N	1
HTH440	HD	7/31/2016	1/31/2017	44246	ALCOHOLISM TRAINING COORDINATOR	N	22	13	P	1.00	A	\$ 47,412	\$ 4,088	Y	N	0	N	2
HTH460	HV	6/20/2008	3/31/2017	91204H	PUBLIC HEALTH ADMIN OFFICER IV	Y	NA	13	P	1.00	A	\$ 20,082	\$ 47,436	N	N	0	NA	5
HTH460	HF	1/23/2009	3/31/2017	110240	DATA PROCESSING SYSTEMS ANALYST IV	N	22	13	T	1.00	U	\$ 37,908	\$ 45,576	Y	N	0	NA	2
HTH460	HF	8/17/2010	3/31/2017	117757	HOSPITAL BILLING CLERK I	N	9	3	P	1.00	B	\$ 26,700	\$ 31,212	N	Y	2	NA	2
HTH460	HF	7/1/2011	3/31/2017	90357H	UTILIZATION REVIEW SPECIALIST	Y	NA	13	P	1.00	B	\$ 33,276	\$ 53,352	N	N	0	NA	5
HTH460	HF	7/1/2012	3/31/2017	97692H	FORENSIC MH/JJ PSYCHIATRIC SPECIALIST	Y	NA	13	T	1.00	A	\$ 175,000	\$ 161,496	N	N	0	NA	2
HTH460	HV	7/2/2012	1/31/2017	41388	HUMAN SERVICES PROF VI	N	26	23	P	1.00	A	\$ 67,488	\$ 67,488	Y	N	0	NA	5
HTH460	HV	9/24/2012	3/31/2017	90013H	NEIGHBOR ISLND SERVICE BRANCH ADMINISTRATOR OAHU SERVICES BRANCH	N	NA	EM	P	1.00	A	\$ 62,424	\$ 57,708	N	N	0	NA	5
HTH460	HE	11/15/2012	3/31/2017	90351H	ADMINISTRATOR	Y	NA	13	P	1.00	A	\$ 40,164	\$ 45,576	N	N	0	NA	5
HTH460	HF	1/13/2013	3/31/2017	90220H	CAMHD BEST PRACTICE TRAINER	Y	NA	13	T	1.00	U	\$ 45,564	\$ 96,720	N	N	0	NA	5
HTH460	HF	4/1/2013	3/31/2017	94402H	MENTOR	Y	NA	13	P	1.00	B	\$ 45,000	\$ 53,352	N	N	0	NA	5
HTH460	HF	4/22/2013	3/31/2017	106427	PSYCHIATRIST II	Y	NA	13	T	0.50	A	\$ 44,556	\$ 184,212	N	N	0	NA	5
HTH460	HE	5/15/2013	3/31/2017	97203H	PUBLIC HEALTH ADMIN OFFICER IV	Y	NA	13	P	1.00	A	\$ 40,164	\$ 62,400	N	N	0	NA	5
HTH460	HV	9/30/2013	3/31/2017	94403H	SECRETARY II	Y	NA	13	P	1.00	B	\$ 33,276	\$ 53,352	N	N	0	NA	5
HTH460	HE	10/1/2013	3/31/2017	90000H	SECRETARY II	N	14	3	P	1.00	A	\$ 30,036	\$ 57,720	N	N	0	NA	5
HTH460	HF	7/1/2014	3/31/2017	90241H	DATA PROCESSING SYSTEMS ANALYST VI	Y	NA	13	P	1.00	B	\$ 40,512	\$ 35,064	N	N	0	NA	2
HTH460	HF	12/3/2014	3/31/2017	97621H	PSYCHIATRIST SPECIALIST - EAST	Y	NA	13	T	1.00	A	\$ 150,000	\$ 186,096	N	N	0	NA	2
HTH460	HV	1/15/2015	3/31/2017	90352H	SECRETARY II	Y	NA	3	P	1.00	B	\$ 22,116	\$ 31,200	N	N	0	NA	5
HTH460	HF	3/27/2015	3/31/2017	91202H	SERVICE TESTER	Y	NA	13	P	1.00	A	\$ 36,978	\$ 57,792	N	N	0	NA	5
HTH460	HV	7/17/2015	1/31/2017	108761	HUMAN SERVICES PROFESSIONAL IV	N	22	13	P	1.00	A	\$ 47,412	\$ 42,132	Y	N	0	NA	1
HTH460	HF	7/21/2015	1/31/2017	90009H	CLINICAL PSYCHOLOGIST VI	N	26	13	P	1.00	A	\$ 55,500	\$ 79,968	N	N	0	NA	5
HTH460	HF	9/2/2015	1/31/2017	91213H	STATS CLERK I	Y	NA	3	P	1.00	A	\$ 21,708	\$ 33,312	N	N	0	NA	5
HTH460	HS	10/29/2015	1/31/2017	30116	MENTAL HEALTH SUPERVISOR II	Y	NA	13	P	1.00	A	\$ 55,500	\$ 60,012	Y	N	0	NA	2
HTH460	HF	1/29/2016	1/3/2017	94401H	PRACTICE DEV MGR	Y	NA	13	P	1.00	B	\$ 47,412	\$ 57,432	Y	N	0	NA	1
HTH460	HF	3/16/2016	3/31/2017	90004H	CLINICAL PSYCHOLOGIST VII	Y	NA	13	P	1.00	A	\$ 51,312	\$ 57,432	N	N	0	NA	2
HTH460	HV	6/15/2016	3/31/2017	90012H	PUBLIC HEALTH ADMIN OFFICER III	Y	20	13	P	1.00	A	\$ 42,132	\$ 49,056	N	N	0	NA	2
HTH460	HF	6/23/2016	3/31/2017	90022H	DATA PROCESSING SYSTEMS ANALYST VI	Y	NA	13	P	1.00	B	\$ 51,312	\$ 143,004	N	N	0	NA	2
HTH460	HF	6/30/2016	1/11/2017	106975	PSYCHIATRIST-OUTPATIENT	Y	NA	13	T	1.00	A	\$ 118,835	\$ 198,288	Y	N	0	NA	1
HTH460	HF	7/1/2016	3/31/2017	117090	HOSPITAL BILLING CLERK I	N	9	3	P	1.00	A	\$ 26,700	\$ 27,768	Y	Y	3	NA	2
HTH460	HE	9/11/2016	1/31/2017	25414	HUMAN SERVICES PROFESSIONAL VI	Y	26	13	P	1.00	A	\$ 78,984	\$ 62,112	Y	N	0	NA	2
HTH460	HF	9/16/2016	1/31/2017	14419	CLINICAL PSYCHOLOGIST VI	N	26	13	P	1.00	A	\$ 55,500	\$ 75,336	Y	N	0	NA	2
HTH460	HF	9/29/2016	1/31/2017	41392	CLINICAL PSYCHOLOGIST VI	Y	26	13	P	1.00	A	\$ 55,000	\$ 62,112	Y	Y	1	NA	2
HTH460	HF	10/3/2016	3/31/2017	110236	INFO TECH SPCLT III	N	22	13	P	1.00	A	\$ 45,576	\$ 45,576	Y	N	0	NA	2
HTH460	HF	10/25/2016	12/21/2016	104215	PSYCHIATRIST II	Y	NA	13	T	1.00	A	\$ 118,835	\$ 188,496	N	N	0	NA	1
HTH460	HF	11/1/2016	3/31/2017	96600H	PRACTICE DEV SPCLT	Y	NA	13	P	1.00	B	\$ 39,336	\$ 45,348	N	N	0	NA	5
HTH460	HF	NEW	1/31/2017	121794	CLINICAL PSYCHOLOGIST VI	N	NA	13	P	1.00	A	\$ 55,500	NA	N	N	0	NA	5
HTH460	HV	NEW	1/31/2017	121981	HUMAN SERVICES PROFESSIONAL V	Y	NA	13	P	1.00	A	\$ 42,180	\$ 57,720	N	N	0	NA	5
HTH460	HE	NEW	1/9/2017	121864	HUMAN SERVICES PROFESSIONAL IV	Y	NA	13	P	1.00	B	\$ 40,164	\$ 83,556	N	N	0	NA	5
HTH460	HF	NEW	3/31/2017	121929	PROGRAM SPECIALIST IV (MH)	N	22	13	P	1.00	A	\$ 37,464	NA	Y	N	0	NA	5
HTH460	HF	11/1/2009	6/30/2017	51100	PUBLIC HEALTH ADMIN OFFICER III (TO VARIANACE SW/HSP)	N	20	13	P	1.00	A	\$ -	NA	N	N	0	NA	5
HTH495	HB	7/16/2016	1/16/2017	111758	ACCOUNTANT III	N	SR-20	13	P	1.00	A	\$ 42,132	\$ 45,348	Y	N	0	N/A	1
HTH495	HB	7/30/2016	2/1/2017	91228H	PROGRAM MONITOR	Y	SRNA	13	T	1.00	A	\$ 54,000	\$ 40,932	Y	N	0	N/A	2
HTH495	HB	10/26/2016	2/1/2017	91229H	PROGRAM MONITOR	Y	SRNA	13	T	1.00	A	\$ 54,000	\$ 47,196	Y	N	0	N/A	2
HTH495	HB	4/17/2016	3/1/2017	91264H	HSP/SOCIAL WORKER IV	Y	SRNA	13	T	1.00	A	\$ 42,852	\$ 40,932	Y	N	0	N/A	2

Department of Health
Vacancy Report as of November 30, 2016

Table 12

Prog ID	Sub-Org	Date of Vacancy	Expected Fill Date	Position Number	Position Title	Exempt (Y/N)	SR Level	BU Code	Perm Temp (P/T)	FTE	MOF	Budgeted Amount	Actual Salary Last Paid	Authority to Hire (Y/N)	Occupied by 89 Day Hire (Y/N)	# of 89 Hire Appts	Describe if Filled by other Means	Priority # to Retain
HTH495	HB	10/11/2016	3/1/2017	97202H	AMHD FORENSIC SPECIALIST	Y	SRNA	13	T	1.00	A	\$ 28,836	\$ 45,528	Y	N	0	N/A	2
HTH495	HB	6/26/2016	4/1/2017	91223H	SECRETARY II	Y	SRNA	13	T	1.00	A	\$ 29,712	\$ 40,932	Y	N	0	N/A	2
HTH495	HB	12/31/2011	4/1/2017	91251H	REGISTERED NURSE IV	Y	SRNA	09	T	1.00	A	\$ 57,312	\$ 87,384	Y	N	0	N/A	5
HTH495	HB	12/31/2014	12/1/2016	91244H	FINANCIAL RESOURCE SPECIALIST	Y	SRNA	13	T	1.00	A	\$ 48,000	\$ 67,512	Y	N	0	N/A	1
HTH495	HB	3/1/2014	1/16/2017	91279H	APPLICATIONS DEVELOPER	Y	SRNA	63	T	1.00	A	\$ 46,200	\$ 46,188	N	N	0	N/A	5
HTH495	HB	4/30/2016	2/1/2017	90263H	HSP/SOCIAL WORKER V	Y	SRNA	13	T	1.00	A	\$ 51,312	\$ 88,404	Y	N	0	N/A	5
HTH495	HB	6/28/2016	6/1/2017	90273H	OFFICE ASSISTANT III	Y	SRNA	13	T	1.00	A	\$ 21,096	\$ 48,372	N	N	0	N/A	5
HTH495	HB	7/1/2015	4/1/2017	92234H	IT SPECIALIST IV	Y	SRNA	73	T	0.40	A	\$ 45,576	\$ 25,051	N	N	0	N/A	5
HTH495	HB	3/17/2010	4/1/2017	92237H	DATA PROC USER SUPP TECH	Y	SRNA	03	T	1.00	A	\$ 33,756	\$ 37,284	N	N	0	N/A	5
HTH501	JO	10/4/2016	12/1/2016	25224	SOCIAL WORKER IV	N	22	13	P	1.00	A	\$ 43,297	\$ 57,432	Y	N	0	NA	1
HTH501	CV	NEW	12/23/2016	120912	PUBLIC HEALTH ADMIN OFFICER IV	N	22	13	T	1.00	A	\$ 36,100	-	Y	Y	2	NA	1
HTH501	CU	12/31/2015	12/27/2016	42294	PUBLIC HEALTH ADMIN OFFICER IV	N	22	13	P	1.00	A	\$ 43,297	\$ 60,012	Y	Y	2	NA	1
HTH501	JQ	7/23/2016	1/3/2017	112990	HUMAN SERVICES PROFESSIONAL III	N	20	13	P	1.00	A	\$ 50,684	\$ 67,188	Y	N	0	NA	1
HTH501	JO	3/25/2014	1/17/2017	27475	SOCIAL WORKER III	N	20	13	P	1.00	A	\$ 41,633	\$ 43,812	Y	Y	7	NA	1
HTH501	CV	7/1/2009	1/31/2017	92472H	INDIVIDUAL MENTOR	Y	NA	63	T	1.00	A	\$ 19,000	\$ 9,786	Y	N	0	NA	1
HTH501	CU	8/25/2016	2/1/2017	121065	PROGRAM SPECIALIST III	N	20	13	P	1.00	A	\$ 37,004	\$ 45,348	Y	N	0	NA	2
HTH501	CV	11/1/2016	2/1/2017	52025	SOCIAL SERVICE ASST IV	N	11	3	P	1.00	A	\$ 29,651	\$ 31,236	Y	Y	1	NA	2
HTH501	JA	7/9/2016	2/1/2017	12875	OFFICE ASSISTANT III	N	8	3	P	1.00	A	\$ 37,506	\$ 26,700	Y	N	0	NA	2
HTH501	JA	6/1/2016	2/1/2017	28954	HUMAN SERVICES PROFESSIONAL IV	N	22	13	P	1.00	A	\$ 57,023	\$ 71,232	Y	N	0	NA	2
HTH501	JA	2/1/2016	2/1/2017	116336	SOCIAL WORKER/HUMAN SERVICES PROFF IV	N	22	13	P	1.00	A	\$ 43,297	\$ 57,432	Y	N	0	NA	2
HTH501	JA	10/1/2016	2/1/2017	120652	HUMAN SERVICES PROFESSIONAL IV	N	22	13	P	1.00	A	\$ 48,172	\$ 53,100	Y	N	0	NA	2
HTH501	JA	11/22/2016	2/1/2017	121093	HUMAN SERVICES PROFESSIONAL IV	N	22	13	P	1.00	A	\$ 42,811	\$ 49,056	Y	N	0	NA	2
HTH501	JN	NEW	2/1/2017	120588	HUMAN SERVICES PROFESSIONAL IV	N	22	13	P	1.00	B	\$ 41,164	-	Y	N	0	NA	2
HTH501	JO	3/2/2016	2/1/2017	25118	REGISTERED NURSE III	N	20	9	P	1.00	A	\$ 65,299	\$ 83,886	Y	N	0	NA	2
HTH501	JO	6/15/2016	2/1/2017	31736	OFFICE ASSISTANT III	N	8	3	P	1.00	A	\$ 25,365	\$ 31,236	Y	Y	1	NA	2
HTH501	JQ	4/5/2016	2/1/2017	113100	OFFICE ASSISTANT III	N	8	3	P	1.00	A	\$ 27,394	\$ 27,768	Y	N	0	NA	2
HTH501	JR	8/23/2016	2/1/2017	12497	HUMAN SERVICES PROFESSIONAL V	N	24	23	P	1.00	A	\$ 64,114	\$ 79,860	Y	N	0	NA	2
HTH501	JS	7/1/2015	2/1/2017	118384	SOCIAL WORKER/HUMAN SERVICES PROF III	N	20	13	P	0.50	A	\$ 20,013	\$ 49,308	Y	N	0	NA	2
HTH501	KB	9/16/2016	2/1/2017	24991	ACCOUNTANT III	N	20	13	P	1.00	A	\$ 57,023	\$ 45,348	Y	N	0	NA	2
HTH501	KB	9/10/2016	2/1/2017	110640	PROGRAM SPECIALIST IV	N	22	13	P	1.00	A	\$ 43,297	\$ 49,056	Y	N	0	NA	2
HTH501	JO	4/29/2016	2/1/2017	46097	OFFICE ASSISTANT III	N	8	3	P	1.00	A	\$ 25,365	\$ 31,236	N	N	0	NA	3
HTH501	KB	2/3/2015	2/1/2017	49800	HUMAN SERVICES PROFESSIONAL IV	N	22	13	P	1.00	A	\$ 72,162	\$ 78,996	N	N	0	NA	3
HTH560	CW	8/31/2012	2/1/2016	116449	Office Assistant III	N	8	3	P	0.50	N	\$ 13,350	\$ 12,834	Y	N	0	N/A	6
HTH560	CW	2/28/2014	2/1/2016	14880	Registered Nurse V	N	24	9	P	1.00	N	\$ 48,084	\$ 106,320	Y	N	0	N/A	2
HTH560	CW	10/8/2012	2/1/2016	31787	Planner IV	N	22	13	P	1.00	N	\$ 45,576	\$ 62,424	Y	N	0	N/A	6
HTH560	CF	5/15/2012	2/1/2016	23936	Account Clerk III	N	11	3	T	1.00	P	\$ 28,836	\$ 28,836	Y	N	0	N/A	6
HTH560	CF	9/19/2016	2/1/2016	52064	Children and Youth Program Specialist IV	N	13	13	P	1.00	N	\$ 51,930	\$ 53,100	Y	N	0	N/A	2
HTH560	CF	9/16/2016	2/1/2016	99851H	Clerk Typist II	N	8	3	T	1.00	N	\$ 25,668	\$ 26,700	Y	N	0	N/A	2
HTH560	CW	9/30/2016	2/1/2016	52073	Research Statistician III	N	20	13	P	1.00	N	\$ 56,202	\$ 57,432	Y	N	0	N/A	2
HTH560	CC	1/1/2015	4/1/2017	19434	Secretary II	N	14	3	P	1.00	N	\$ 41,064	\$ 3,422	Y	N	0	N/A	2
HTH560	CC	7/31/2015	4/1/2017	30254	Human Services Professional III	N	20	13	P	1.00	A	\$ 56,202	\$ 4,447	Y	N	0	N/A	5
HTH560	CC	4/2/2012	4/1/2017	41048	Office Assistant III	N	8	3	P	1.00	N	\$ 13,350	\$ 2,225	Y	N	0	N/A	6
HTH560	CC	10/17/2016	4/1/2017	42804	Office Assistant III	N	8	3	P	1.00	B	\$ 27,768	\$ 2,499	Y	N	0	N/A	2
HTH560	CC	3/31/2016	4/1/2017	43343	Medical Technologist IV	N	22	13	P	1.00	B	\$ 68,364	\$ 5,823	Y	N	0	N/A	2
HTH560	CC	6/1/2013	4/1/2017	45339	Registered Nurse VI	N	26	9	P	1.00	N	\$ 104,784	\$ 9,174	Y	N	0	N/A	6
HTH560	CC	8/5/2014	4/1/2017	117965	Children & Youth Program Specialist III	N	20	13	P	1.00	B	\$ 51,930	\$ 3,798	Y	N	0	N/A	2
HTH560	CC	N/A	4/1/2017	93821H	Parent Support Follow Up Coordinator	N	20	13	T	1.00	N	\$ 42,132	N/A	Y	N	0	N/A	5
HTH560	CC	N/A	4/1/2017	93822H	Project Specialist	N	20	13	T	1.00	N	\$ 42,132	N/A	Y	N	0	N/A	5

Department of Health
Vacancy Report as of November 30, 2016

Table 12

Prog ID	Sub-Org	Date of Vacancy	Expected Fill Date	Position Number	Position Title	Exempt (Y/N)	SR Level	BU Code	Perm Temp (P/T)	FTE	MOF	Budgeted Amount	Actual Salary Last Paid	Authority to Hire (Y/N)	Occupied by 89 Day Hire (Y/N)	# of 89 Day Appts	Describe if Filled by other Means	Priority # to Retain
HTH560	CC	N/A	4/1/2017	98834H	Office Assistant III	N	8	3	T	1.00	N	\$ 12,834	N/A	Y	N	0	N/A	5
HTH560	CC	N/A	4/1/2017	98836H	Project Coordinator	N	24	13	T	1.00	P	\$ 51,312	N/A	Y	N	0	N/A	5
HTH560	CC	N/A	4/1/2017	98837H	Administrative Assistant	N	15	13	T	1.00	P	\$ 33,756	N/A	Y	N	0	N/A	5
HTH560	CC	N/A	4/1/2017	98839H	Project Coordinator	N	22	13	T	1.00	N	\$ 45,576	N/A	Y	N	0	N/A	5
HTH560	CG	1/20/2010	4/1/2017	23746	Social Worker IV	N	22	13	P	1.00	A	\$ 49,056	\$ 4,088	Y	N	0	N/A	6
HTH560	CG	7/29/2016	4/1/2017	33102	Occupational Therapist III	N	20	13	P	1.00	A	\$ 54,456	\$ 4,538	Y	N	0	N/A	2
HTH560	CG	4/4/2016	4/1/2017	50138	Children & Youth Program Specialist IV	N	22	13	P	1.00	N	\$ 51,036	\$ 4,253	Y	N	0	N/A	2
HTH560	CG	10/17/2014	4/1/2017	50146	Physical Therapist III	N	20	13	P	1.00	A	\$ 53,268	\$ 4,439	Y	N	0	N/A	1
HTH560	CG	6/24/2016	4/1/2017	50207	Clinical Psychologist VI	N	26	13	P	1.00	A	\$ 62,112	\$ 5,176	Y	Y	1	N/A	2
HTH560	CG	11/10/2016	4/1/2017	50209	Social Worker III	N	20	13	P	1.00	A	\$ 45,576	\$ 4,253	Y	N	0	N/A	2
HTH560	CG	5/22/2012	4/1/2017	50498	Social Worker II	N	18	13	P	1.00	A	\$ 40,548	\$ 3,379	Y	N	0	N/A	6
HTH560	CG	6/16/2016	4/1/2017	50737	Social Worker III	N	20	13	P	1.00	A	\$ 45,576	\$ 3,651	Y	N	0	N/A	2
HTH560	CG	4/1/2013	4/1/2017	50739	Special Education Teacher IV	N	22	13	P	1.00	N	\$ 55,500	\$ 4,625	Y	N	0	N/A	6
HTH560	CG	6/11/2013	4/1/2017	50741	Speech Pathologist IV	N	22	13	P	1.00	N	\$ 55,020	\$ 4,585	Y	N	0	N/A	2
HTH560	CG	8/19/2016	4/1/2017	52332	Clinical Psychologist VII	N	28	13	P	1.00	A	\$ 99,120	\$ 8,260	Y	N	0	N/A	2
HTH560	CG	11/6/2015	4/1/2017	54734	Research Statistician II	N	18	13	P	1.00	N	\$ 45,576	\$ 3,798	Y	N	0	N/A	2
HTH560	CG	3/9/2015	4/1/2017	112612	Children & Youth Program Specialist IV	N	22	13	P	1.00	N	\$ 47,400	\$ 3,950	Y	N	0	N/A	2
HTH560	CG	4/29/2016	4/1/2017	112999	Occupational Therapist III	N	20	13	P	1.00	A	\$ 53,268	\$ 4,439	Y	N	0	N/A	2
HTH560	CG	7/8/2014	4/1/2017	117854	Children & Youth Program Specialist IV	N	22	13	P	1.00	A	\$ 47,400	\$ 3,950	Y	N	0	N/A	2
HTH560	CG	11/27/2013	4/1/2017	118859	Social Worker II	N	18	13	P	1.00	A	\$ 40,548	\$ 3,379	Y	N	0	N/A	6
HTH560	CG	7/26/2016	4/1/2017	26201	Social Worker IV	N	22	13	P	1.00	A	\$ 49,056	\$ 4,088	Y	N	0	N/A	2
HTH560	CG	New	4/1/2017	119201	Speech Pathologist IV	N	22	13	P	1.00	A	\$ 49,056	\$ 4,088	Y	N	0	N/A	2
HTH560	CG	12/31/2014	4/1/2017	10400	Speech Pathologist IV	N	22	13	P	1.00	A	\$ 73,920	\$ 5,945	Y	N	0	N/A	5
HTH560	CG	N/A	4/1/2017	93823H	Data Processing User Support Tech	N	15	3	P	1.00	N	\$ 33,756	N/A	Y	N	0	N/A	5
HTH560	CG	New	4/1/2017	98844H	Children & Youth Program Specialist III	N	20	13	P	1.00	A	\$ 42,132	N/A	Y	N	0	N/A	5
HTH560	CG	5/5/2012	4/1/2017	50544	Social Worker IV	N	22	13	P	1.00	A	\$ 49,914	\$ 3,950	Y	N	0	N/A	6
HTH560	KC	3/11/2016	ASAP	2983	Secretary IV	N	18	63	P	1.00	A	\$ 63,168	\$ 5,264	Y	N	0	N/A	2
HTH560	KC	11/1/2014	ASAP	3791	Public Health Administrative Officer VI	N	26	73	P	1.00	A	\$ 68,364	\$ 5,697	Y	N	0	N/A	2
HTH560	KC	1/31/2012	ASAP	117400	Information Technology Specialist IV	N	22	13	P	1.00	B	\$ 51,312	\$ 4,276	Y	N	0	N/A	5
HTH560	KC	5/25/2011	N/A	50531	Program Specialist IV	N	20	73	P	1.00	N	\$ 45,576	\$ 3,798	Y	N	0	N/A	6
HTH560	KC	4/17/2015	N/A	111374	Data Processing User Support Tech	N	15	3	P	1.00	N	\$ 37,980	\$ 3,165	Y	N	0	N/A	2
HTH560	KC	10/1/2013	N/A	112823	Children & Youth Program Specialist IV	N	22	13	P	1.00	N	\$ 65,736	\$ 5,478	Y	N	0	N/A	6
HTH560	KC	N/A	N/A	120339	Epidemiologist II	N	13	N/A	P	1.00	P	\$ 75,658	\$ 6,304	Y	N	0	N/A	2
HTH560	KC	N/A	ASAP	50176	Planner IV	N	22	13	T	1.00	P	\$ 45,576	\$ 3,798	Y	N	0	N/A	2
HTH560	KC	N/A	N/A	117316	Office Assistant III	N	8	3	T	1.00	P	\$ 28,836	\$ 2,403	Y	N	0	N/A	2
HTH560	KC	9/21/2016	ASAP	117568	Program Specialist IV (PRAMS)	N	22	13	P	1.00	P	\$ 49,674	\$ 4,139	Y	N	0	N/A	2
HTH560	KC	N/A	N/A	121258	Oral Health Project Manager (Dentist)	N	24	N/A	T	1.00	P	\$ 100,000	N/A	Y	N	0	N/A	2
HTH560	KC	N/A	N/A	121260	Oral Health Research Analyst (Epidemiologist)	N	24	N/A	T	0.25	P	\$ 13,875	N/A	Y	N	0	N/A	2
HTH560	KC	5/6/2016	N/A	121259	Oral Health Office Assistant	N	8	N/A	T	1.00	P	\$ 12,834	N/A	Y	N	0	N/A	2
HTH560	GP	12/1/2015	1/15/2017	30537	Para Medical Assistant III	N	HE-06	10	P	1.00	A	\$ 38,604	\$ 43,440	Y	N	0	N/A	2
HTH590	GP	9/1/2016	1/15/2017	30539	Para Medical Assistant III	N	HE-06	10	P	1.00	A	\$ 38,604	\$ 43,440	Y	N	0	N/A	2
HTH590	GR	4/22/2011	1/15/2017	31569	Office Assistant III	N	SR-08	3	P	1.00	A	\$ 27,756	\$ 27,756	Y	N	0	N/A	2
HTH590	GP	11/13/2010	2/1/2017	39236	Registered Nurse IV	N	SR-22	9	P	1.00	P	\$ 61,479	\$ 85,248	Y	N	0	N/A	5
HTH590	KX	2/17/2016	1/15/2017	50196	Research Statistician IV	N	SR-22	13	P	1.00	P	\$ 51,312	\$ 47,403	Y	N	0	N/A	5
HTH590	KX	7/1/2016	1/15/2017	51118	Research Statistician IV	N	SR-22	13	P	1.00	P	\$ 45,576	\$ 59,736	Y	N	0	N/A	5
HTH590	KX	12/19/2011	12/19/2016	** (122004)	Public Health Administrative Officer (PHAO) III **(Accountant III)	N	SR-20	13	T	1.00	P	\$ 42,132	\$ 42,132	Y	N	0	N/A	1

Department of Health
Vacancy Report as of November 30, 2016

Table 12

Prog ID	Sub-Org	Date of Vacancy	Expected Fill Date	Position Number	Position Title	Exempt (Y/N)	SR Level	BU Code	Perm Temp (P/T)	FTE	MOF	Budgeted Amount	Actual Salary Last Paid	Authority to Hire (Y/N)	Occupied by 89 Day Hire (Y/N)	# of 89 Hire Appts	Describe if Filled by other Means	Priority # to Retain
HTH590	GR	7/25/2016	2/1/2017	110185	Office Assistant III	N	SR-08	3	P	1.00	P	\$ 27,756	\$ 27,768	Y	Y	1	N/A	2
HTH590	GP	New	1/9/2017	118014	Registered Nurse Cancer Manager	N	SR-22	9	T	1.00	A/P	\$ 80,296	\$ -	Y	N	0	N/A	1
HTH590	GP	9/29/2016	1/15/2017	121569	Research Statistician IV	N	SR-22	13	T	1.00	P	\$ 50,000	\$ 55,236	Y	N	0	N/A	2
HTH590	GP	5/10/2016	1/15/2017	90801H *(121466)	General Professional V (Heart) *(Program Specialist V)	Y	SR-24	13	T	1.00	P	\$ 53,352	\$ 49,056	Y	N	0	N/A	2
HTH590	GP	6/21/2013	2/1/2017	90803H *(121467)	General Professional IV (Heart) *(Program Specialist IV)	Y	SR-22	13	T	1.00	P	\$ 47,448	\$ 43,824	Y	N	0	N/A	5
HTH590	GR	2/23/2016	2/1/2017	92058H	Community Programs Coordinator	Y	SR-NA	13	P	1.00	A	\$ 62,424	\$ 64,920	Y	N	0	N/A	5
HTH590	GR	7/3/2014	1/16/2017	92802H	Nutrition, Physical Activity & Obesity Administrative Specialist	Y	SR-NA	13	T	1.00	P	\$ 41,048	\$ 43,812	Y	N	0	N/A	5
HTH590	KK	9/16/2016	1/15/2017	121377	Research Statistician IV	Y	SR-22	13	T	0.50	A	\$ 54,012	\$ 49,056	Y	N	0	N/A	2
HTH590	KK	New	1/16/2017	121376	Program Specialist VI	N	SR-26	13	T	1.00	A	\$ 57,022	\$ -	Y	N	0	N/A	2
HTH590	GR	7/1/2016	2/1/2017	93207H	Nutrition Education Network (NEN) Coordinator	Y	SR-NA	13	P	1.00	A	\$ 64,920	\$ 69,876	Y	N	0	N/A	2
HTH590	KK	3/27/2016	2/1/2017	93208H	Public Health Informatics Analyst	Y	SR-NA	13	P		A	\$ 60,000	\$ 64,584	Y	N	0	N/A	5
HTH590	GP	New	2/1/2017	93834H *(121555)	Research Analyst (Diabetes) *(Research Statistician IV)	N	SR-22	23	T	1.00	A	\$ 48,000	\$ -	Y	N	0	N/A	2
HTH590	GR	7/28/2011	1/16/2017	96204H *(121933)	Tobacco Prevention & Education Research Analyst *(Research Statistician IV)	Y	SR-22	13	T	0.50	P	\$ 29,000	\$ 74,904	Y	N	0	N/A	2
HTH590	GP	3/29/2012	1/16/2017	121564	Research Statistician IV	Y	SR-22	13	T	1.00	P	\$ 59,160	\$ 78,840	Y	N	0	N/A	2
HTH590	KK	5/22/2010	2/1/2017	121378	Planner V	N	SR-24	13	T	1.00	A	\$ 51,312	\$ 51,312	Y	N	0	N/A	2
HTH590	GR	11/30/2013	2/1/2017	98807H	Food Supplement Nutrition Education Community Outreach Coordinator	Y	SR-NA	13	T	1.00	A	\$ 53,352	\$ 53,364	Y	N	0	N/A	2
HTH590	GR	6/17/2015	2/1/2017	92804H	Healthy Hawaii Initiative Comm Prev Spec	Y	SR-NA	13	T	1.00	A	\$ 54,012	\$ 56,172	Y	N	0	N/A	5
HTH590	KX	New	1/10/2017	96522H 98824H	Program Spec IV Public Health Educator IV	Y	SR-NA	13	T	1.00	P	\$ 53,364	\$ -	Y	N	0	N/A	1
HTH590	GP	7/21/2016	2/1/2017	*(121431)	*(Program Specialist IV)	Y	SR-NA	13	T	1.00	P	\$ 45,576	\$ 49,056	Y	N	0	N/A	2
HTH610	FN	2/12/2010	ASAP	05409	VECTOR CONTROL INSPECTOR V	N	SR-19	04	P	1.00	A	\$ 41,064	\$ 31,212	Y	N	0	N/A	2
HTH610	FN	6/26/2013	ASAP	04877	VECTOR CONTROL INSPECTOR II	N	SR-13	03	P	1.00	A	\$ 42,684	\$ 42,684	Y	N	0	N/A	2
HTH610	FN	6/15/2015	1/9/2017	121326	VECTOR CONTROL WORKER II	N	BC-05	01	P	1.00	A	\$ 36,960	\$ 30,960	Y	N	0	N/A	1
HTH610	FN	4/1/2016	ASAP	17675	ENTOMOLOGIST V	N	SR-24	23	P	1.00	A	\$ 57,708	\$ 75,588	Y	N	0	N/A	2
HTH610	FN	10/24/2016	ASAP	05419	VECTOR CONTROL INSPECTOR II	N	SR-13	03	P	1.00	A	\$ 44,412	\$ 32,460	Y	N	0	N/A	2
HTH610	FN	11/1/2016	ASAP	05427	VECTOR CONTROL INSPECTOR II	N	SR-13	03	P	1.00	A	\$ 32,424	\$ 51,924	Y	N	0	N/A	2
HTH610	FN	11/1/2016	ASAP	111767	VECTOR CONTROL INSPECTOR II	N	SR-13	03	P	1.00	A	\$ 41,040	\$ 48,024	Y	N	0	N/A	2
HTH610	FN	11/1/2016	ASAP	121841	VECTOR CONTROL WORKER II	N	BC-05	01	P	1.00	A	\$ 42,456	\$ 39,516	Y	N	0	N/A	2
HTH610	FN	11/1/2016	ASAP	15216	VECTOR CONTROL INSPECTOR II	N	SR-13	03	P	1.00	A	\$ 51,936	\$ 33,720	Y	N	0	N/A	2
HTH610	FN	11/10/2016	ASAP	121328	VECTOR CONTROL WORKER II	N	BC-05	01	P	1.00	A	\$ 36,960	\$ 40,812	Y	N	0	N/A	2
HTH610	FN	New	ASAP	122131	VECTOR CONTROL INSPECTOR II	N	SR-13	03	P	1.00	A	\$ 32,976	NA	Y	N	0	N/A	2
HTH610	FN	New	ASAP	122134	ENTOMOLOGIST IV	N	SR-22	13	P	1.00	A	\$ 50,772	NA	Y	N	0	N/A	2
HTH610	FN	New	ASAP	122135	VECTOR CONTROL WORKER II	N	BC-05	01	P	1.00	A	\$ 43,308	NA	Y	N	0	N/A	2
HTH610	FN	New	ASAP	122137	VECTOR CONTROL WORKER II	N	BC-05	01	P	1.00	A	\$ 43,308	NA	Y	N	0	N/A	2
HTH610	FN	New	ASAP	122139	ENTOMOLOGIST IV	N	SR-22	13	P	1.00	A	\$ 50,772	NA	Y	N	0	N/A	2
HTH610	FN	New	ASAP	122141	VECTOR CONTROL WORKER II	N	BC-05	01	P	1.00	A	\$ 43,308	NA	Y	N	0	N/A	2
HTH610	FN	New	ASAP	122142	VECTOR CONTROL WORKER II	N	BC-05	01	P	1.00	A	\$ 43,308	NA	Y	N	0	N/A	2
HTH610	FN	New	ASAP	122153	VECTOR CONTROL INSPECTOR III	N	SR-15	03	P	1.00	A	\$ 35,676	NA	Y	N	0	N/A	2
HTH610	FN	New	ASAP	122155	ENVIRONMENTAL HLTH PRGM MGR	N	EM-05	35	P	1.00	A	\$ 88,308	NA	Y	N	0	N/A	2
HTH610	FN	New	ASAP	122171	ENTOMOLOGIST IV	N	SR-22	13	P	1.00	A	\$ 50,772	NA	Y	N	0	N/A	2
HTH610	FN	New	ASAP	122172	VECTOR CONTROL INSPECTOR II	N	SR-13	03	P	1.00	A	\$ 32,976	NA	Y	N	0	N/A	2
HTH610	FN	New	ASAP	122173	VECTOR CONTROL INSPECTOR III	N	SR-15	03	P	1.00	A	\$ 35,676	NA	Y	N	0	N/A	2

Department of Health
Vacancy Report as of November 30, 2016

Table 12

Prog ID	Sub-Org	Date of Vacancy	Expected Fill Date	Position Number	Position Title	Exempt (Y/N)	SR Level	BU Code	Perm Temp (P/T)	FTE	MOF	Budgeted Amount	Actual Salary Last Paid	Authority to Hire (Y/N)	Occupied by 89 Day Hire (Y/N)	# of 89 Hire Appts	Describe if Filled by other Means	Priority # to Retain
HTH840	FJ	10/31/2015	ASAP	50521	INFORMATION TECHNOL SPCLT IV	N	22	13	P	1.00	N/P	\$ 55,500	\$ 62,424	Y	N	0	NA	2
HTH840	FJ	12/16/2015	ASAP	117142	ENVIRONMENTAL HEALTH SPCLT III	N	20	13	P	1.00	B	\$ 38,988	\$ 45,576	Y	N	0	NA	2
HTH840	FJ	1/9/2016	ASAP	52016	OFFICE ASSISTANT III	N	8	3	P	1.00	B	\$ 25,668	\$ 28,872	Y	N	0	NA	2
HTH840	FJ	4/5/2016	ASAP	43933	ENVIRONMENTAL HEALTH SPCLT III	N	20	13	P	1.00	P	\$ 43,824	\$ 40,548	Y	N	0	NA	2
HTH840	FJ	5/24/2016	ASAP	118596	ENVIRONMENTAL HEALTH SPCLT IV	N	22	13	T	1.00	P	\$ 45,576	\$ 53,364	Y	N	0	NA	2
HTH840	FJ	NEW	ASAP	121558	ACCOUNT CLERK II	N	8	3	P	1.00	B	\$ 26,700	NA	Y	N	0	NA	2
HTH840	FJ	9/1/2016	1/17/2017	49808	ENVIRONMENTAL HEALTH SPCLT IV	N	22	13	P	1.00	A	\$ 43,824	\$ 60,012	Y	N	0	NA	1
HTH840	FJ	9/3/2016	ASAP	117760	ACCOUNT CLERK II	N	8	3	P	1.00	B	\$ 27,756	\$ 26,700	Y	N	0	NA	2
HTH840	FJ	10/1/2016	ASAP	52321	ENVIRONMENTAL HEALTH SPCLT III	N	20	13	T	1.00	P	\$ 42,132	\$ 41,964	Y	N	0	NA	2
HTH840	FJ	10/27/2016	ASAP	39485	ENGINEER (ENVIRONMENTAL) V	N	26	13	P	1.00	A	\$ 77,412	\$ 49,056	Y	N	0	NA	2
HTH840	FJ	NEW	ASAP	121556	ACCOUNTANT III	N	20	13	P	1.00	B	\$ 46,392	NA	Y	N	0	NA	2
HTH840	FJ	NEW	12/5/2016	121877	ENGINEER (ENVIRONMENTAL) V	N	26	13	P	1.00	A	\$ 64,980	NA	Y	N	0	NA	1
HTH840	FK	1/6/2016	ASAP	25580	ENGINEER (ENVIRONMENTAL) V	N	26	13	P	1.00	W	\$ 73,044	\$ 73,032	Y	N	0	NA	2
HTH849	FC	3/17/2015	ASAP	102493	PUBLIC PARTICIPATION COORD	Y	SR-NA	13	P	1.00	N/P	\$ 51,312	\$ 67,488	Y	N	0	NA	2
HTH849	FD	5/29/2015	ASAP	48057	ENVIRONMENTAL HEALTH SPCLT IV	N	SR-22	13	P	1.00	A	\$ 62,424	\$ 62,424	Y	N	0	NA	2
HTH849	FD	5/3/2016	ASAP	47193	ENVIRONMENTAL HEALTH SPCLT IV	N	SR-22	13	P	1.00	P	\$ 53,352	\$ 69,876	Y	N	0	NA	2
HTH904	AJ	3/31/2016	1/31/2017	117795	Program Specialist IV	N	22	13	T	1.00	P	\$ 60,780	\$ 60,780	Y	N	0	N/A	2
HTH904	AJ	8/31/2016	1/31/2017	117821	Program Specialist IV	N	22	13	T	1.00	P	\$ 58,440	\$ 58,440	Y	N	0	N/A	2
HTH904	AJ	12/31/2015	1/31/2017	42158	Account Clerk II	N	8	3	P	0.50	N	\$ 18,234	\$ 18,234	Y	N	0	N/A	2
HTH904	AJ	12/31/2015	1/31/2017	42158	Account Clerk II	N	8	3	P	0.50	A	\$ 18,234	\$ 18,234	Y	N	0	N/A	2
HTH904	AJ	1/1/2015	1/16/2017	30870	Planner V	N	24	13	P	0.25	N	\$ 20,796	\$ 20,796	Y	N	0	N/A	2
HTH904	AJ	1/1/2015	1/16/2017	30870	Planner V	N	24	13	P	0.75	A	\$ 62,388	\$ 62,388	Y	N	0	N/A	2
HTH905	AH	12/1/2007	NA	23434	PLANNER V	N	24	13	P	1.00	N	\$ 51,312	\$ 57,720	Y	N	0	NA	1
HTH905	AH	6/12/2008	NA	23433	ACCOUNT CLERK III	N	11	3	P	0.50	N	\$ 18,246	\$ 14,442	Y	N	0	NA	2
HTH907	AA	N/A	6/30/2017	122256	INFORMATION SPCLT III	N	20	13	P	1.00	A	\$ 45,348	N/A	Y	N	0	N/A	2
HTH907	AB	3/12/2015	6/30/2017	2621	Accountant VI	N	26	23	P	1.00	A	\$ 66,054	\$ 69,876	Y	Y	2	N/A	2
HTH907	AB	8/17/2015	6/30/2017	24990	Pre Audit Clerk I	N	11	3	P	1.00	A	\$ 31,236	\$ 29,993	Y	Y	3	N/A	2
HTH907	AB	11/17/2015	6/30/2017	49074	Pre Audit Clerk I	N	11	3	P	1.00	A	\$ 31,236	\$ 29,988	Y	N	0	N/A	2
HTH907	AB	1/4/2016	6/30/2017	3716	Pre Audit Clerk I	N	11	3	P	1.00	A	\$ 31,236	\$ 33,720	Y	N	0	N/A	2
HTH907	AB	6/16/2016	11/26/2016	118368	Departmental Contracts Spclt	N	22	13	P	1.00	A	\$ 54,300	\$ 64,608	Y	N	0	N/A	1
HTH907	AE	5/15/2015	6/30/2017	121537	Program Specialist IV	N	24	13	T	1.00	P	\$ 62,112	\$ 55,244	Y	Y	1	N/A	2
HTH907	AE	7/1/2016	6/30/2017	96823H	Program Specialist V	N	24		T	1.00	P	\$ 62,112	N/A	Y	N	0	N/A	2
HTH907	AN	7/1/2016	1/17/2017	2985	District Health Officer	N	ES-03	35	P	1.00	A	\$ 146,034	\$ 142,296	Y	N	0	N/A	1
HTH907	AN	7/1/2016	1/17/2017	2985	District Health Officer	N	ES-03	35	P	1.00	A	\$ 146,034	\$ 142,296	Y	N	0	N/A	1
HTH907	AP	12/2/2011	6/30/2017	117233	Secretary I	N	12	3	P	1.00	A	\$ 31,236	\$ 42,682	Y	N	0	N/A	5
HTH907	AP	10/1/2015	6/30/2017	93250H	Perf Improvement Mgr	Y	NA	13	T	1.00	P	\$ 60,000	\$ 78,000	Y	N	0	N/A	6
HTH907	AP	N/A	6/30/2017	121926	Program Specialist V	C	24	13	T	1.00	A	\$ 121,668	N/A	Y	N	0	N/A	2

Department of Health
Vacancy Report as of November 30, 2016

Table 12

Legend

- 1 Start date committed/to be filled
- 2 In recruitment
- 3 Mandated/court ordered
- 4 Kalaupapa and Hale Mohalu positions
- 5 Reorg
- 6 Long Term Vacants (> 2 years)

Department of Health
Positions Filled from July 1, 2015 to November 30, 2016

Table 13

<u>Prog ID</u>	<u>Sub- Org</u>	<u>Effective Date Position Filled</u>	<u>Position Number</u>	<u>Position Title</u>	<u>Exempt (Y/N)</u>	<u>SR Level</u>	<u>BU Code</u>	<u>T/P</u>	<u>MOF</u>	<u>Budgeted FTE</u>	<u>Budgeted Salary</u>	<u>Actual FTE</u>	<u>Actual Salary</u>	<u>Occupied by 89 Day Hire (Y/N)</u>
HTH100	DI	10/21/2015	37427	Office Assistant III	N	8	3	T	P	1.00	\$ 27,768	1.00	\$ 27,768	N
HTH100	DI	7/25/2016	39725	Epidemiological Specialist III	N	20	13	T	P	1.00	\$ 45,348	1.00	\$ 45,348	N
HTH100	DI	2/22/2016	40329	Epidemiological Specialist I	N	16	13	T	P	1.00	\$ 38,772	1.00	\$ 38,772	N
HTH100	DH	2/22/2016	29059	Epidemiological Specialist III	N	20	13	T	P	1.00	\$ 45,348	1.00	\$ 45,348	N
HTH100	DI	8/22/2016	34246	Epidemiological Specialist I	N	16	13	T	P	1.00	\$ 38,772	1.00	\$ 38,772	N
HTH100	DI	8/25/2016	120710	HIV Transmission Reduction Investigation Specialist	Y	N/A	13	T	N	1.00	\$ -	1.00	\$ 45,348	N
HTH100	DI	9/2/2016	120712	HIV Transmission Reduction Surveillance Specialist	Y	N/A	13	T	N	1.00	\$ -	1.00	\$ 45,348	N
HTH100	DD	11/22/2016	120249	Epidemiological Specialist V	N	24	13	T	P	1.00	\$ 54,084	1.00	\$ 55,488	N
HTH100	DD	10/11/2016	120470	Licensed Practical Nurse II	N	HE 08	10	T	P	1.00	\$ 32,736	1.00	\$ 41,772	Y
HTH100	DD	9/12/2016	4630	Office Assistant III	N	8	3	P	A	1.00	\$ 29,988	1.00	\$ 26,700	N
HTH100	DD	7/14/2016	3933	X-ray Technician	N	14	3	P	A	1.00	\$ 35,112	1.00	\$ 33,720	N
HTH100	DD	1/4/2016	3859	TB Physician I	N	SC01	3	P	A	1.00	\$ 103,944	1.00	\$ 111,876	N
HTH100	DE	7/1/2015	35204	Statistics Clerk I	N	SR 10	03	P	A	1.00	\$ 28,836	1.00	\$ 29,988	N
HTH100	DE	10/12/2015	35796	Account Clerk II	N	SR 08	03	P	P	1.00	\$ 31,236	1.00	\$ 27,768	N
HTH100	DF	10/26/2015	116486	Para-Medical Assistant II	N	HE 04	10	P	A	1.00	\$ 40,572	1.00	\$ 38,940	N
HTH100	DF	3/2/2016	22896	Office Assistant III	N	SR 08	03	P	A	1.00	\$ 26,700	1.00	\$ 32,460	Y
HTH100	DF	12/31/2015	954	Registered Nurse III	N	SR 20	09	P	A	1.00	\$ 97,668	1.00	\$ 90,720	N
HTH100	DF	8/16/2016	52112	Licensed Practical Nurse II	N	HE 08	10	P	A	1.00	\$ 47,394	1.00	\$ 43,656	N
HTH100	DF	8/1/2016	923	Registered Nurse V	N	SR 24	09	P	A	1.00	\$ 119,412	1.00	\$ 129,156	N
HTH100	DF	9/26/2016	6909	Registered Nurse III	N	SR 20	09	P	A	1.00	\$ 100,104	1.00	\$ 108,276	Y
HTH100	DF	9/16/2016	3465	Social Worker III	N	SR 20	13	P	A	1.00	\$ 71,100	1.00	\$ 45,348	N
HTH100	DF	9/19/2016	957	Registered Nurse III	N	SR 20	09	P	A	1.00	\$ 95,292	1.00	\$ 87,228	Y
HTH100	DF	11/1/2016	1000	Public Health Program Manager	N	EM 05	35	P	A	1.00	\$ 96,376	1.00	\$ 83,472	N
HTH100	DG	8/25/2015	22300	Janitor II	N	BC 02	01	P	A	1.00	\$ 38,166	1.00	\$ 37,416	Y
HTH100	DG	9/18/2015	1018	Kitchen Help	N	BC 02	01	P	A	1.00	\$ 38,166	1.00	\$ 38,160	Y
HTH100	DG	7/6/2015	5075	Office Assistant IV	N	SR 10	03	P	A	1.00	\$ 29,988	1.00	\$ 31,236	N
HTH100	DG	9/29/2015	3429	General Construction & Maintenance Supervisor I	N	F 110	02	P	A	1.00	\$ 50,520	1.00	\$ 59,328	N
HTH100	DG	11/19/2015	5786	Automotive Mechanic	N	BC 10	01	P	A	1.00	\$ 53,118	1.00	\$ 53,112	N
HTH100	DG	1/5/2016	3432	Carpenter I	N	BC 09	01	P	A	1.00	\$ 51,171	1.00	\$ 51,168	Y
HTH100	DG	4/11/2016	977	Registered Nurse VI	N	SR 26	29	P	A	1.00	\$ 122,928	1.00	\$ 136,284	N
HTH100	DG	5/2/2016	17702	Janitor II	N	BC 02	01	P	A	1.00	\$ 38,166	1.00	\$ 38,160	N
HTH100	DG	5/20/2016	964	Institution Operations Manager	N	EM 03	31	P	A	1.00	\$ 67,692	1.00	\$ 75,684	N
HTH100	DG	5/23/2016	1011	Registered Nurse III	N	SR 20	09	P	A	1.00	\$ 90,708	1.00	\$ 98,100	Y
HTH100	DG	5/24/2016	6536	Office Assistant III	N	SR 08	03	P	A	1.00	\$ 26,700	1.00	\$ 26,700	Y
HTH100	DG	8/1/2016	1006	Registered Nurse III	N	SR 20	09	P	A	1.00	\$ 90,708	1.00	\$ 87,228	N
HTH100	DG	8/1/2016	3438	General Laborer I	N	BC 02	01	P	A	1.00	\$ 38,166	1.00	\$ 38,160	N
HTH100	DG	8/15/2016	41800	Para-Medical Assistant I	N	HE 02	10	T	A	1.00	\$ 37,890	1.00	\$ 36,420	N
HTH100	DG	9/12/2016	1002	Licensed Practical Nurse II	N	HE 08	10	P	A	1.00	\$ 47,394	1.00	\$ 43,656	N
HTH100	DG	9/19/2016	36943	Registered Nurse III	N	SR 20	09	P	A	1.00	\$ 90,708	1.00	\$ 87,228	Y

Department of Health
Positions Filled from July 1, 2015 to November 30, 2016

Table 13

HTH100	DG	10/10/2016	5785	Carpenter I	N	BC 09	01	P	A	1.00	\$ 51,171	1.00	\$ 51,168	Y
HTH100	KJ	8/27/2015	38972	Registered Nurse IV	N	SR 22	9	P	A	1.00	\$ 110,400	1.00	\$ 109,296	N
HTH100	KJ	8/2/2016	36377	Registered Nurse II	N	SR 18	9	P	A	1.00	\$ 88,908	1.00	\$ 91,080	N
HTH100	KJ	11/2/2016	3031	Office Assistant IV	N	SR 10	3	P	A	1.00	\$ 28,872	1.00	\$ 33,720	N
HTH131	DB	9/1/2016	94636H	Data Proc Sys Analyst III	Y	SR-NA	13	T	N	1.00	\$ 43,812	1.00	\$ 45,348	N
HTH131	DB	6/1/2016	95626H	Public Health Educator III	Y	SR-NA	13	T	N	1.00	\$ 43,860	1.00	\$ 58,008	N
HTH131	DB	7/1/2015	121299	Epidemiological Spec IV	N	SR-22C	13	T	N	1.00	\$ 53,376	1.00	\$ 45,345	N
HTH131	DB	1/25/2016	95625H	Public Health Educator III	Y	SR-NA	13	T	N	1.00	\$ 43,860	1.00	\$ 45,576	N
HTH131	DB	12/7/2015	117550	Office Assistant III	N	SR-08A	3	T	N	1.00	\$ 25,656	1.00	\$ 25,656	N
HTH131	DB	11/21/2016	121823	BTP Planner IV	N	SR-22C	13	T	N	1.00	\$ 49,056	1.00	\$ 45,274	Y
HTH131	DB	11/5/2015	95637H	Public Health Educator IV	Y	SR-NA	13	T	N	1.00	\$ 45,576	1.00	\$ 56,916	N
HTH131	DC	8/1/2016	42256	Epidemiological Specialist III	N	24	13	P	N	Yes	\$ 45,348	1.00	\$ 45,348	N
HTH131	DC	8/1/2016	42543	Epidemiological Specialist III	N	20	13	P	N	Yes	\$ 45,348	1.00	\$ 45,348	N
HTH131	DC	8/22/2016	94650H	Program Specialist V	N	20	13	P	N	Yes	\$ 55,236	1.00	\$ 55,236	N
HTH131	DC	5/17/2016	94609H	ELC Foodborne Surv Coord	Y	SR-NA	13	T	P	1.00	\$ 67,488	1.00	\$ 51,996	N
HTH131	DJ	5/2/2016	120794	Info Tech Spec IV	N	SR-NA	13	T	P	1.00	\$ 49,056	1.00	\$ 49,056	N
HTH131	DJ	8/17/2015	3124	Epi Spec IV	N	SR-22	13	P	A	1.00	\$ 49,056	1.00	\$ 49,056	N
HTH131	DJ	8/24/2015	23797	Epi Spec IV	N	SR-22	13	P	A	1.00	\$ 49,056	1.00	\$ 47,172	N
HTH131	DJ	7/6/2016	23797	Epi Spec IV	N	SR-22	13	P	A	1.00	\$ 49,056	1.00	\$ 49,056	N
HTH131	DJ	8/23/2016	36463	Epi Spec IV	N	SR-22	13	P	A	1.00	\$ 49,056	1.00	\$ 49,056	N
HTH131	DJ	8/15/2016	42254	Epi Spec IV	N	SR-22	13	P	A	1.00	\$ 49,056	1.00	\$ 49,056	N
HTH131	DJ	7/15/2016	46586	Office Asst III	N	SR-AA	3	P	A	1.00	\$ 26,700	1.00	\$ 33,720	N
HTH420	HL	9/21/2015	121680	SECRETARY II	N	SR14	03	T	A	1.00	\$ 37,464	1.00	\$ 48,024	N
HTH420	HL	6/13/2016	121681	OFFICE ASSISTANT III	N	SR08	03	T	A	1.00	\$ 21,096	1.00	\$ 26,700	N
HTH420	HL	10/5/2015	121685	OFFICE ASSISTANT III	N	SR08	03	P	A	1.00	\$ 25,668	1.00	\$ 26,700	N
HTH420	HM	8/2/2016	52328	HUMAN SERVICES PROF IV	N	SR22	13	T	A	1.00	\$ 42,132	1.00	\$ 49,056	N
HTH420	HM	12/16/2015	121276	PUBLIC HEALTH PROGRAM MGR	N	EM05	35	P	A	1.00	\$ 71,760	1.00	\$ 84,204	N
HTH420	HM	4/18/2016	121640	HUMAN SERVICES PROF V	N	SR24	23	T	A	1.00	\$ 42,144	1.00	\$ 64,608	N
HTH420	HM	5/2/2016	121670	OFFICE ASSISTANT III	N	SR08	03	T	A	1.00	\$ 26,700	1.00	\$ 26,700	N
HTH420	HM	6/16/2016	121750	LICENSED PRACTICAL NURSE II	N	HE08	10	T	A	1.00	\$ 26,664	1.00	\$ 43,656	N
HTH420	HN	1/11/2016	15090	HUMAN SERVICES PROF IV	N	SR22	13	P	A	1.00	\$ 47,412	1.00	\$ 49,056	N
HTH420	HN	12/30/2015	34354	PUBLIC HEALTH ADM OFFICER IV	N	SR22	13	P	A	1.00	\$ 45,577	1.00	\$ 45,348	N
HTH420	HN	4/25/2016	43147	HUMAN SERVICES PROF IV	N	SR22	13	P	A	1.00	\$ 49,332	1.00	\$ 59,736	N
HTH420	HN	3/21/2016	117732	OFFICE ASSISTANT III	N	SR08	03	P	A	1.00	\$ 25,668	1.00	\$ 26,700	N
HTH420	HN	8/1/2016	121340	CLINICAL PSYCHOLOGIST VI	N	SR26	13	T	A	1.00	\$ 52,488	1.00	\$ 69,876	N
HTH420	HN	9/6/2016	121487	HUMAN SERVICES PROF V	N	SR24	23	T	A	1.00	\$ 43,812	1.00	\$ 55,236	N
HTH420	HN	5/2/2016	121532	SOCIAL WORKER V	N	SR24	23	P	A	1.00	\$ 39,148	1.00	\$ 55,236	N
HTH420	HN	11/16/2016	121659	REGISTERED NURSE V	N	SR24	09	T	A	1.00	\$ 48,336	1.00	\$ 117,012	N

Department of Health
Positions Filled from July 1, 2015 to November 30, 2016

Table 13

HTH430	HQ	5/9/2016	2110	INSTITUTION FACILITIES SUPERINTENDENT II	N	SR-24	4	P	A	1.00	\$ 48,048	1.00	\$ 56,172	N
HTH430	HQ	8/31/2015	2112	MAINTENANCE MECHANIC I	N	BC-09	1	P	A	1.00	\$ 44,544	1.00	\$ 48,216	N
HTH430	HQ	3/7/2016	2127	RECREATIONAL THERAPIST III	N	SR-20	13	P	A	1.00	\$ 47,412	1.00	\$ 45,348	N
HTH430	HQ	8/3/2015	2250	SEWING WORKER I	N	BC-03	1	P	A	1.00	\$ 34,164	1.00	\$ 37,716	N
HTH430	HQ	5/9/2016	2268	KITCHEN HELPER	N	BC-02	1	P	A	1.00	\$ 33,228	1.00	\$ 37,416	N
HTH430	HQ	1/22/2016	02276	CARPENTER I	N	BC-09	01	P	A	1.00	\$ 44,554	1.00	\$ 49,176	N
HTH430	HQ	11/16/2015	02301	DIETARY AID	N	BC-03	01	P	A	1.00	\$ 34,164	1.00	\$ 37,716	N
HTH430	HQ	6/1/2016	02302	DIETARY AID	N	BC-03	01	P	A	1.00	\$ 34,164	1.00	\$ 38,472	N
HTH430	HQ	10/1/2015	02308	TELEPHONE OPERATOR III	N	SR-09	04	P	A	1.00	\$ 39,480	1.00	\$ 42,684	N
HTH430	HQ	5/17/2016	06070	COOK I	N	BC-05	01	P	A	1.00	\$ 36,960	1.00	\$ 41,628	N
HTH430	HQ	7/7/2015	07190	REGISTERED NURSE IV	N	SR-22	09	P	A	1.00	\$ 87,384	1.00	\$ 114,816	N
HTH430	HQ	2/16/2016	07245	COOK III	N	WS-08	01	P	A	1.00	\$ 44,508	1.00	\$ 49,140	N
HTH430	HQ	5/6/2016	08135	PSYCHIATRIC TECHNICIAN (FP)	N	HE-06	10	P	A	1.00	\$ 34,836	1.00	\$ 40,368	N
HTH430	HQ	4/26/2016	10992	PMA-MENTAL HEALTH (FP)	N	HE-04	10	P	A	1.00	\$ 32,736	1.00	\$ 37,704	N
HTH430	HQ	10/1/2015	14193	MEDICAL TRANSCRIPTIONIST	N	SR-12	03	P	A	1.00	\$ 39,480	1.00	\$ 32,460	N
HTH430	HQ	6/1/2016	14322	REGISTERED NURSE III	N	SR-20	09	P	A	1.00	\$ 74,328	1.00	\$ 83,868	N
HTH430	HQ	6/13/2016	15786	LPN-MH (FP)	N	HE-08	10	P	A	1.00	\$ 45,108	1.00	\$ 45,384	N
HTH430	HQ	3/16/2016	16008	PSYCHIATRIC TECHNICIAN (FP)	N	HE-06	10	P	A	1.00	\$ 40,164	1.00	\$ 40,368	N
HTH430	HQ	11/23/2015	17842	BUSINESS MANAGER V	N	SR-24	23	P	A	1.00	\$ 73,044	1.00	\$ 73,032	N
HTH430	HQ	5/12/2016	25877	PSYCHIATRIC TECHNICIAN (FP)	N	HE-06	10	P	A	1.00	\$ 41,760	1.00	\$ 40,638	N
HTH430	HQ	8/31/2015	26116	OCCUPATIONAL THERAPIST III	N	SR-20	13	P	A	1.00	\$ 43,824	1.00	\$ 49,056	N
HTH430	HQ	11/16/2016	26122	REGISTERED NURSE III	N	SR-20	09	P	A	1.00	\$ 74,328	1.00	\$ 98,100	N
HTH430	HQ	7/11/2016	26123	REGISTERED NURSE III	N	SR-20	09	P	A	1.00	\$ 79,236	1.00	\$ 87,228	N
HTH430	HQ	7/6/2015	28362	HUMAN SERVICES PROFESSIONAL IV	N	SR-22	13	P	A	1.00	\$ 47,412	1.00	\$ 47,400	N
HTH430	HQ	12/1/2015	28770	MEDICAL RECORD TECHNICIAN VII	N	SR-15	03	P	A	1.00	\$ 51,936	1.00	\$ 41,064	N
HTH430	HQ	9/12/2016	30838	ACCOUNT CLERK II	N	SR-08	3	P	A	1.00	\$ 27,756	1.00	\$ 26,700	N
HTH430	HQ	5/7/2016	31472	PSYCHIATRIC TECHNICIAN (FP)	N	HE-06	10	P	A	1.00	\$ 41,760	1.00	\$ 40,368	N
HTH430	HQ	7/1/2016	31529	PMA-MH (ENTRY LEVEL)	N	HE-02	10	P	A	1.00	\$ 30,867	1.00	\$ 36,420	N
HTH430	HQ	10/1/2016	32981	REGISTERED NURSE II	N	SR-18	09	P	A	1.00	\$ 74,328	1.00	\$ 73,368	N
HTH430	HQ	4/4/2016	33000	PMA-MH (FP)	N	HE-04	10	P	A	1.00	\$ 32,736	1.00	\$ 37,704	N
HTH430	HQ	5/9/2016	33008	PSYCHIATRIC TECHNICIAN (FP)	N	HE-06	10	P	A	1.00	\$ 34,836	1.00	\$ 40,368	N
HTH430	HQ	9/12/2016	34698	HUMAN RESOURCES ASSISTANT III	N	SR-09	63	P	A	1.00	\$ 30,036	1.00	\$ 27,768	N
HTH430	HQ	8/8/2016	34792	STATISTICS CLERK I	N	SR-10	3	P	A	1.00	\$ 31,212	1.00	\$ 28,872	N
HTH430	HQ	10/26/2015	36089	CLINICAL PSYCHOLOGIST VI	N	SR-26	13	P	A	1.00	\$ 55,500	1.00	\$ 53,364	N
HTH430	HQ	4/14/2016	43668	OFFICE ASSISTANT III	N	SR-08	03	P	A	1.00	\$ 28,836	1.00	\$ 31,326	N
HTH430	HQ	9/16/2015	43670	OFFICE ASSISTANT III	N	SR-08	03	P	A	1.00	\$ 30,036	1.00	\$ 27,768	N
HTH430	HQ	11/4/2016	43671	OFFICE ASSISTANT III	N	SR-08	03	P	A	1.00	\$ 30,036	1.00	\$ 31,236	N
HTH430	HQ	4/19/2016	43672	OFFICE ASSISTANT III	N	SR-08	03	P	A	1.00	\$ 26,700	1.00	\$ 41,064	N
HTH430	HQ	9/16/2015	43673	OFFICE ASSISTANT III	N	SR-08	03	P	A	1.00	\$ 27,756	1.00	\$ 28,872	N
HTH430	HQ	11/23/2015	43737	OFFICE ASSISTANT III	N	SR-08	3	P	A	1.00	\$ 27,756	1.00	\$ 26,700	N
HTH430	HQ	11/1/2016	43890	OFFICE ASSISTANT III	N	SR-08	03	P	A	1.00	\$ 28,836	1.00	\$ 27,768	N
HTH430	HQ	4/1/2016	44004	CLINICAL PSYCHOLOGIST VII	N	SR-28	13	P	A	1.00	\$ 85,428	1.00	\$ 69,879	N
HTH430	HQ	3/7/2016	45737	PSYCHIATRIC TECHNICIAN (FP)	N	HE-06	10	P	A	1.00	\$ 34,836	1.00	\$ 40,368	N
HTH430	HQ	1/4/2016	45754	RN III	N	SR-20	9	P	A	1.00	\$ 79,236	1.00	\$ 98,100	N
HTH430	HQ	8/3/2015	45760	RN II	N	SR-18	9	P	A	1.00	\$ 81,216	1.00	\$ 70,548	N

Department of Health
Positions Filled from July 1, 2015 to November 30, 2016

Table 13

HTH430	HQ	11/5/2015	45763	RN III	N	SR-20	9	P	A	1.00	\$ 68,736	1.00	\$ 83,868	N
HTH430	HQ	7/13/2016	45769	RN III	N	SR-20	9	P	A	1.00	\$ 79,236	1.00	\$ 98,100	N
HTH430	HQ	7/16/2015	45785	RN III	N	SR-20	9	P	A	1.00	\$ 74,328	1.00	\$ 83,868	N
HTH430	HQ	11/14/2016	45789	JANITOR II	N	BC-02	1	P	A	1.00	\$ 33,228	1.00	\$ 38,160	N
HTH430	HQ	11/14/2016	45791	JANITOR II	N	BC-02	1	P	A	1.00	\$ 33,228	1.00	\$ 38,160	N
HTH430	HQ	4/4/2016	45798	RECREATIONAL THERAPIST III	N	SR-20	13	P	A	1.00	\$ 51,312	1.00	\$ 45,348	N
HTH430	HQ	4/4/2016	45821	HUMAN SERVICES PROFESSIONAL I	N	SR-16	13	P	A	1.00	\$ 36,024	1.00	\$ 38,772	N
HTH430	HQ	11/14/2016	46080	JANITOR II	N	BC-02	1	P	A	1.00	\$ 33,228	1.00	\$ 38,160	N
HTH430	HQ	7/6/2015	46162	ACCOUNTANT III	N	SR-20	13	P	A	1.00	\$ 42,132	1.00	\$ 43,812	N
HTH430	HQ	7/16/2015	46306	OCCUPATIONAL THERAPY AID (FP)	N	HE-06	10	P	A	1.00	\$ 41,760	1.00	\$ 40,164	N
HTH430	HQ	12/12/2016	49004	RN III	N	SR-20	9	P	A	1.00	\$ 74,328	1.00	\$ 73,368	N
HTH430	HQ	11/23/2015	49023	SOCIAL WORKER IV	N	SR-22	13	P	A	1.00	\$ 45,576	1.00	\$ 47,400	N
HTH430	HQ	5/11/2016	49038	PSYCHIATRIC TECHNICIAN (FP)	N	HE-06	10	P	A	1.00	\$ 40,164	1.00	\$ 40,368	N
HTH430	HQ	7/5/2016	50506	HUMAN RESOURCES SPECIALIST I	N	SR-16	73	P	A	1.00	\$ 36,024	1.00	\$ 38,772	N
HTH430	HQ	11/14/2016	50714	OCC SAF & HEALTH ADVISOR IV	N	SR-22	13	P	A	1.00	\$ 53,352	1.00	\$ 69,876	N
HTH430	HQ	7/8/2016	51125	PMA-MH (ENTRY LEVEL)	N	HE-02	10	P	A	1.00	\$ 15,438	1.00	\$ 36,420	N
HTH430	HQ	7/8/2016	51128	PMA-MENTAL HEALTH (E)	N	HE-02	10	P	A	1.00	\$ 30,876	1.00	\$ 36,420	N
HTH430	HQ	5/4/2016	52049	REGISTERED NURSE III	N	SR-20	09	P	A	1.00	\$ 79,236	1.00	\$ 96,684	N
HTH430	HQ	7/6/2015	52059	ELECTRICIAN I	N	BC-10	1	P	A	1.00	\$ 46,236	1.00	\$ 51,048	N
HTH430	HQ	9/12/2016	52323	CARPENTER HELPER	N	BC-05	1	P	A	1.00	\$ 36,960	1.00	\$ 42,456	N
HTH430	HQ	7/16/2015	103016	HSH RISK MANAGER	N	SR-NA	73	P	A	1.00	\$ 90,000	1.00	\$ 124,188	N
HTH430	HQ	2/1/2016	103502	HSH FACILITIES PLANT ENGINEER	Y	EM3-9	93	P	A	1.00	\$ 65,472	1.00	\$ 83,004	N
HTH430	HQ	8/4/2015	103642	HSH ASSOCIATE ADMINISTRATOR, QUALITY MANAGEMENT	Y	EM3-9	93	P	A	1.00	\$ 109,200	1.00	\$ 130,002	N
HTH430	HQ	11/1/2016	112012	HSH PSYCHIATRY CHIEF	Y	EM3-9	23	T	A	1.00	\$ 174,342	1.00	\$ 230,004	N
HTH430	HQ	11/23/2015	112777	PMA-MENTAL HEALTH (E)	N	HE-02	10	T	A	0.50	\$ 19,438	0.50	\$ 18,120	N
HTH430	HQ	10/1/2015	113050	HSH PSYCHIATRIC SPECIALIST	Y	SR-NA	13	T	A	1.00	\$ 91,992	1.00	\$ 185,004	N
HTH430	HQ	10/1/2015	113182	HSH PSYCHOSOCIAL REHAB (PSR) SPCLT	Y	SR-NA	13	T	A	1.00	\$ 64,920	1.00	\$ 112,002	N
HTH430	HQ	7/16/2015	116502	PMA-MENTAL HEALTH (E)	N	HE-02	10	P	A	1.00	\$ 31,476	1.00	\$ 36,240	N
HTH430	HQ	12/1/2015	116503	PMA-MENTAL HEALTH (FP)	N	HE-04	10	P	A	1.00	\$ 31,476	1.00	\$ 37,512	N
HTH430	HQ	5/16/2016	116505	PMA-MENTAL HEALTH (E)	N	HE-02	10	P	A	1.00	\$ 31,476	1.00	\$ 36,420	N
HTH430	HQ	2/1/2016	116506	PMA-MH (ENTRY LEVEL)	N	HE-02	10	T	A	1.00	\$ 31,476	1.00	\$ 37,512	N
HTH430	HQ	8/31/2015	116507	PSYCHIATRIC TECHNICIAN (FP)	N	HE-06	10	P	A	1.00	\$ 34,836	1.00	\$ 40,164	N
HTH430	HQ	8/3/2015	116511	PMA-MH (ENTRY LEVEL)	N	HE-02	10	P	A	1.00	\$ 32,736	1.00	\$ 36,240	N
HTH430	HQ	8/29/2016	116512	PSYCHIATRIC TECHNICIAN (FP)	N	HE-06	10	P	A	1.00	\$ 32,736	1.00	\$ 40,368	N
HTH430	HQ	2/16/2016	116515	PMA-MENTAL HEALTH (E)	N	HE-02	10	P	A	1.00	\$ 31,476	1.00	\$ 36,420	N
HTH430	HQ	7/11/2016	116556	PMA-MENTAL HEALTH (E)	N	HE-02	10	P	A	1.00	\$ 31,476	1.00	\$ 36,420	N
HTH430	HQ	4/25/2016	116563	PMA-MH (ENTRY LEVEL)	N	HE-02	10	P	A	1.00	\$ 31,476	1.00	\$ 36,240	N
HTH430	HQ	3/30/2016	116687	HSH FORENSIC COORDINATOR	Y	SR-NA	13	P	A	1.00	\$ 80,000	1.00	\$ 99,456	N
HTH430	HQ	4/28/2016	117129	PMA-MH (ENTRY LEVEL)	N	HE-02	10	P	A	1.00	\$ 31,476	1.00	\$ 36,240	N
HTH430	HQ	7/7/2016	117130	PMA-MENTAL HEALTH (E)	N	HE-02	10	P	A	1.00	\$ 34,836	1.00	\$ 36,420	N
HTH430	HQ	10/26/2015	117132	PMA-MH (ENTRY LEVEL)	N	HE-02	10	P	A	1.00	\$ 34,836	1.00	\$ 36,240	N
HTH430	HQ	1/4/2016	117135	PMA-MH (ENTRY LEVEL)	N	HE-02	10	P	A	1.00	\$ 34,836	1.00	\$ 37,512	N
HTH430	HQ	8/31/2015	117139	PSYCHIATRIC TECHNICIAN (FP)	N	HE-06	10	P	A	0.50	\$ 17,418	0.50	\$ 20,076	N
HTH430	HQ	5/9/2016	118121	HSH MISA SPECIALIST	Y	SRNA	13	T	A	1.00	\$ 47,448	1.00	\$ 49,008	N

Department of Health
Positions Filled from July 1, 2015 to November 30, 2016

Table 13

HTH430	HQ	11/23/2015	118124	HSH MISA SPECIALIST	Y	SRNA	13	T	A	1.00	\$ 42,144	1.00	\$ 50,496	N
HTH430	HQ	7/25/2016	118432	OFFICE ASSISTANT III	N	SR-08	03	P	A	1.00	\$ 28,836	1.00	\$ 27,768	N
HTH430	HQ	6/1/2016	118671	JANITOR II	N	BC-02	01	T	A	1.00	\$ 23,616	1.00	\$ 37,416	N
HTH430	HR	7/25/2016	43666	OFFICE ASSISTANT III	N	SR-08	03	P	A	1.00	\$ 25,568	1.00	\$ 33,720	N
HTH430	HR	1/4/2016	120475	REGISTERED NURSE III	N	SR-20	09	P	A	1.00	\$ 66,096	1.00	\$ 83,868	N
HTH440	HD	7/17/2015	121305E	SPF-PFS PROJECT COORDINATOR	Y	24	13	T	P	1.00	\$ 53,364	1.00	\$ 53,364	N
HTH440	HD	11/2/2015	44401	ADAD ADMINISTRATOR	N	EM-7	35	P	A	1.00	\$ 87,486	1.00	\$ 88,896	N
HTH440	HD	3/23/2016	42416	PLANNER V	N	22	13	P	A	1.00	\$ 74,310	1.00	\$ 55,236	N
HTH440	HD	4/1/2016	117897	PROGRAM SPECIALIST SA VI	N	26	13	P	A	1.00	\$ 45,576	1.00	\$ 62,188	N
HTH440	HO	4/1/2016	96610H	HAWAII PATHWAYS PROJECT COORDINATOR	N	24	13	T	P	1.00	\$ 71,124	1.00	\$ 71,124	N
HTH440	HD	5/2/2016	26644	PROGRAM SPECIALIST SA IV	N	22	13	P	N	1.00	\$ 61,062	1.00	\$ 49,056	N
HTH440	HD	9/2/2016	112471	ACCOUNTANT III	N	20	13	P	A	1.00	\$ 46,140	1.00	\$ 49,056	N
HTH440	HD	9/26/2016	96611H	HAWAII PARTNERSHIPS FOR SUCCESS PROGRAM SPECIALIST	N	22	13	T	P	1.00	\$ 47,400	1.00	\$ 49,056	N
HTH460	HE	11/23/2015	40502	SOCIAL WORKER IV	N	20	13	P	A	1.00	\$ 38,976	1.00	\$ 45,344	Y
HTH460	HE	1/11/2016	110057	HUMAN SERVICES PROFESSIONAL IV	N	22	13	P	A	1.00	\$ 51,312	1.00	\$ 49,056	Y
HTH460	HE	1/25/2016	46845	HUMAN SERVICES PROFESSIONAL IV	N	22	13	P	A	1.00	\$ 53,352	1.00	\$ 57,432	N
HTH460	HE	3/2/2016	40502	SOCIAL WORKER IV	N	22	13	P	A	1.00	\$ 38,976	1.00	\$ 45,348	N
HTH460	HE	7/12/2016	112287	PUBLIC HEALTH ADMIN OFFICER III	N	20	13	P	A	1.00	\$ 43,824	1.00	\$ 45,348	N
HTH460	HE	7/27/2016	110057	HUMAN SERVICES PROFESSIONAL IV	N	22	13	P	A	1.00	\$ 51,312	1.00	\$ 49,056	N
HTH460	HE	8/8/2016	111060	SOCIAL WORKER IV	N	22	13	P	A	1.00	\$ 45,576	1.00	\$ 45,348	N
HTH460	HE	9/1/2016	25566	HUMAN SERVICES PROFESSIONAL V	N	22	23	P	A	1.00	\$ 67,488	1.00	\$ 62,112	N
HTH460	HE	10/4/2016	121872	SOCIAL WORKER IV	N	22	13	P	A	1.00	\$ 45,576	1.00	\$ 57,432	N
HTH460	HF	9/3/2015	110162	PROGRAM SPECIALIST	Y	NA	13	T	B	1.00	\$ 33,276	1.00	\$ 49,056	N
HTH460	HF	9/9/2015	110161	GRIEVANCE COORDINATOR	Y	NA	13	T	B	1.00	\$ 33,276	1.00	\$ 53,100	N
HTH460	HF	10/1/2015	110236	INFORMATION TECHNOLOGY SPCLT III	N	20	13	P	A	1.00	\$ 42,132	1.00	\$ 45,348	N
HTH460	HF	12/10/2015	120434	SYSTEM SPANNER	Y	NA	13	T	P	1.00	\$ 55,000	1.00	\$ 49,716	N
HTH460	HF	1/13/2016	111583	SERVICE TESTER	Y	NA	13	T	A	1.00	\$ 40,000	1.00	\$ 49,056	N
HTH460	HF	1/25/2016	110238	INFORMATION TECHNOLOGY SPCLT IV	N	22	13	P	A	1.00	\$ 45,576	1.00	\$ 57,432	N
HTH460	HF	3/18/2016	48061	PERSONNEL MGMT SPCLT IV	N	22	73	P	A	1.00	\$ 45,576	1.00	\$ 62,112	N
HTH460	HF	4/18/2016	110111	DATA PROCESSING USER SUPPORT TECHNICIAN	N	15	3	P	B	1.00	\$ 22,116	1.00	\$ 35,112	Y
HTH460	HF	5/2/2016	112298	ACCOUNT CLERK III	N	11	3	P	A	1.00	\$ 32,424	1.00	\$ 29,988	Y
HTH460	HF	5/16/2016	110193	CAMHD FGC QA SPECIALIST	N	NA	13	T	P	1.00	\$ 41,772	1.00	\$ 54,996	N
HTH460	HF	6/1/2016	120925	PERS MGMT SPCLT III	N	20	73	P	A	1.00	\$ 38,628	1.00	\$ 41,964	N
HTH460	HF	1/13/2016	92210H	SERVICE TESTER	Y	NA	13	P	A	1.00	\$ 40,000	1.00	\$ 49,056	N
HTH460	HF	6/14/2016	112298	ACCOUNT CLERK III	N	11	3	P	A	1.00	\$ 32,424	1.00	\$ 32,460	N
HTH460	HF	6/27/2016	110111	DATA PROCESSING USER SUPPORT TECHNICIAN	N	15	3	P	B	1.00	\$ 22,116	1.00	\$ 35,112	N
HTH460	HF	7/1/2016	117090	HOSPITAL BILLING CLERK I	N	9	3	P	A	1.00	\$ 26,700	1.00	\$ 27,768	Y
HTH460	HF	7/1/2016	117090	HOSPITAL BILLING CLERK I	N	9	3	P	A	1.00	\$ 26,700	1.00	\$ 27,768	Y
HTH460	HF	7/1/2016	117090	HOSPITAL BILLING CLERK I	N	9	3	P	A	1.00	\$ 26,700	1.00	\$ 27,768	Y
HTH460	HF	8/4/2016	111042	HUMAN RESOURCES ASSISTANT IV	N	11	63	P	A	1.00	\$ 31,212	1.00	\$ 33,720	N

Department of Health
Positions Filled from July 1, 2015 to November 30, 2016

Table 13

HTH460	HF	10/3/2016	110491	ACCOUNTANT III	N	20	13	P	B	1.00	\$ 40,548	1.00	\$ 45,348	N
										1.00		1.00		
HTH460	HF	10/4/2016	110238	INFORMATION TECHNOLOGY SPCLT IV	N	22	13	P	A		\$ 45,576		\$ 49,056	N
HTH460	HF	10/26/2016	117757	HOSPITAL BILLING CLERK I	N	9	3	P	B	1.00	\$ 26,700	1.00	\$ 27,768	Y
HTH460	HF	11/15/2016	25417	CLINICAL PSYCHOLOGIST VI	N	26	13	P	A	1.00	\$ 75,960	1.00	\$ 75,588	N
HTH460	HF	12/28/2016	117090	HOSPITAL BILLING CLERK I	N	9	3	P	A	1.00	\$ 26,700	1.00	\$ 27,768	Y
HTH460	HF	12/28/2016	111906	PSYCHIATRIST II	Y	NA	13	T	A	1.00	\$ 118,835	1.00	\$ 183,000	N
										1.00		1.00		
HTH460	HS	9/16/2016	118098	FORENSIC MH/JJ PSYCHOLOGIST SPECIALIST	Y	NA	13	T	A		\$ 80,000		\$ 75,336	N
HTH460	HS	11/28/2016	14420	HUMAN SERVICES PROFESSIONAL IV	N	22	13	P	A	1.00	\$ 62,424	1.00	\$ 49,056	N
HTH460	HV	9/1/2015	40547	CLINICAL PSYCHOLOGIST VI	Y	26	13	T	A	1.00	\$ 55,500	1.00	\$ 62,112	N
HTH460	HV	10/30/2015	25401	MENTAL HEALTH SUPERVISOR II	N	26	23	P	A	1.00	\$ 78,984	1.00	\$ 69,876	N
HTH460	HV	3/1/2016	110152	OFFICE ASSISTANT III	N	8	3	P	A	1.00	\$ 26,700	1.00	\$ 26,700	N
HTH460	HV	3/7/2016	40504	HUMAN SERVICES PROFESSIONAL IV	N	22	13	P	A	1.00	\$ 37,464	1.00	\$ 49,056	N
HTH460	HV	5/2/2016	110487	HUMAN SERVICES PROFESSIONAL IV	N	22	13	P	A	1.00	\$ 55,708	1.00	\$ 49,056	N
HTH460	HV	6/1/2016	110083	HUMAN SERVICES PROFESSIONAL IV	N	22	13	P	A	1.00	\$ 47,412	1.00	\$ 55,272	N
HTH460	HV	6/1/2016	110266	HUMAN SERVICES PROFESSIONAL IV	N	22	13	P	A	1.00	\$ 49,332	1.00	\$ 49,056	N
HTH460	HV	7/5/2016	108740	HUMAN SERVICES PROFESSIONAL IV	N	22	13	P	A	1.00	\$ 53,352	1.00	\$ 49,056	N
HTH460	HV	7/18/2016	117657	OFFICE ASSISTANT III	N	8	3	P	B	1.00	\$ 27,756	1.00	\$ 26,700	N
HTH460	HV	8/16/2016	121863	HUMAN SERVICES PROFESSIONAL IV	N	22	13	P	A	1.00	\$ 45,576	1.00	\$ 62,112	N
HTH460	HV	9/16/2016	121865	HUMAN SERVICES PROFESSIONAL IV	N	22	13	P	A	1.00	\$ 42,132	1.00	\$ 51,036	N
HTH460	HV	10/18/2016	110423	HUMAN SERVICES PROFESSIONAL IV	N	22	73	P	A	1.00	\$ 45,576	1.00	\$ 51,036	N
HTH460	HV	11/1/2016	111462	HUMAN SERVICES PROFESSIONAL IV	N	22	13	P	A	1.00	\$ 49,332	1.00	\$ 49,056	N
HTH460	HV	11/22/2016	121980	SOCIAL WORKER V	N	24	13	P	A	1.00	\$ 51,312	1.00	\$ 75,588	N
HTH495	HB	1/11/2016	28985	HUMAN RESOURCES SPECIALIST IV	N	SR22	73	P	A	1.00	\$ 60,024	1.00	\$ 64,608	N
HTH495	HB	3/10/2016	44154	HUMAN RESOURCES SPECIALIST II	N	SR18	73	P	A	1.00	\$ 60,024	1.00	\$ 43,644	N
HTH495	HB	6/21/2016	111688	CONTRACTS SPECIALIST	Y	SRNA	13	T	A	1.00	\$ 54,000	1.00	\$ 51,072	N
HTH495	HB	3/1/2016	111758	ACCOUNTANT III	N	SR20	13	P	A	1.00	\$ 42,132	1.00	\$ 45,348	N
HTH495	HB	10/31/2016	112059	OFFICE ASSISTANT III	N	SR08	03	P	A	1.00	\$ 25,668	1.00	\$ 26,700	N
										1.00		1.00		
HTH495	HB	1/5/2016	112127	AMHD LONG TERM CARE SVCS COORD	Y	SRNA	13	T	A		\$ 54,000		\$ 74,400	N
HTH495	HB	10/24/2016	112664	OFFICE ASSISTANT III	N	SR08	03	P	A	1.00	\$ 25,668	1.00	\$ 42,684	N
HTH495	HB	8/1/2016	112760	AMHD ACCESS SCREENER	Y	SRNA	13	T	A	1.00	\$ 54,000	1.00	\$ 40,932	N
HTH495	HB	7/13/2015	112761	AMHD FINANCIAL RESOURCE SPT I	Y	SRNA	13	T	A	1.00	\$ 57,312	1.00	\$ 49,056	N
HTH495	HB	6/13/2016	112791	AMHD QM RPN SPECIALIST	Y	SRNA	09	T	A	1.00	\$ 57,312	1.00	\$ 108,000	N
HTH495	HB	3/14/2016	112831	AMHD ACCESS SCREENER	Y	SRNA	13	T	A	1.00	\$ 54,000	1.00	\$ 40,932	N
HTH495	HB	1/11/2016	112910	AMHD ACCESS SCREENER	Y	SRNA	13	T	A	1.00	\$ 42,852	1.00	\$ 40,932	N
HTH495	HB	1/11/2016	113137	AMHD ACCESS SCREENER	Y	SRNA	13	T	A	1.00	\$ 29,712	1.00	\$ 40,932	N
HTH495	HB	1/4/2016	113150	AMHD UTILIZATION MGMT SPCLT	Y	SRNA	13	T	A	1.00	\$ 57,312	1.00	\$ 53,364	N
HTH495	HB	8/10/2015	116393	AMHD CONSUMER AFFAIRS CHIEF	Y	SRNA	13	T	A	1.00	\$ 57,312	1.00	\$ 70,380	N
HTH495	HB	11/19/2015	116436	AMHD UM FORENSIC SPECIALIST	Y	SRNA	13	T	A	1.00	\$ 52,000	1.00	\$ 55,236	N
HTH495	HB	10/31/2016	116957	OFFICE ASSISTANT III	N	SR08	03	P	A	1.00	\$ 29,712	1.00	\$ 26,700	N
HTH495	HB	9/6/2016	117221	AMHD UTILIZATION MGMT SPCLT	Y	SRNA	13	T	A	1.00	\$ 52,000	1.00	\$ 53,400	N
HTH495	HB	10/11/2016	117250	AMHD UTILIZATION MGMT SPCLT	Y	SRNA	13	T	A	1.00	\$ 57,312	1.00	\$ 51,456	N
										1.00		1.00		
HTH495	HB	5/11/2016	117718	AMHD CASE MANAGEMENT SPECIALIST	Y	SRNA	13	T	A		\$ 52,000		\$ 48,960	N

Department of Health
Positions Filled from July 1, 2015 to November 30, 2016

Table 13

HTH495	HB	12/14/2015	117721	AMHD FORENSIC SPECIALIST	Y	SRNA	13	T	A	1.00	\$ 29,712	1.00	\$ 80,736	N
HTH495	HB	5/25/2016	117722	AMHD ACCESS SCREENER	Y	SRNA	13	T	A	1.00	\$ 29,712	1.00	\$ 38,988	N
										1.00		1.00		
HTH495	HB	9/18/2015	120260	INFORMATION TECHNOLOGY SUPP TECH	N	SR15	03	T	A		\$ 46,200		\$ 35,112	N
HTH501	CU	11/1/2016	30269	PUBLIC HEALTH PROGRAM MGR	N	EM05	35	P	A	1.00	\$ 68,195	1.00	\$ 87,588	N
HTH501	CU	4/22/2016	120796	PROGRAM SPECIALIST IV	N	22	13	P	A	1.00	\$ 45,076	1.00	\$ 49,056	N
HTH501	CU	8/25/2016	120796	PROGRAM SPECIALIST IV	N	22	13	P	A	1.00	\$ 45,076	1.00	\$ 49,056	N
HTH501	CU	10/30/2015	121065	PROGRAM SPECIALIST III	N	20	13	P	A	1.00	\$ 37,004	1.00	\$ 43,812	N
HTH501	CV	8/8/2016	26684	OFFICE ASSISTANT III	N	8	3	P	A	1.00	\$ 25,365	1.00	\$ 26,700	N
HTH501	CV	9/20/2016	52025	SOCIAL SVC ASST IV	N	11	3	P	A	1.00	\$ 29,651	1.00	\$ 42,684	N
HTH501	CV	6/13/2016	120828	PROGRAM SPECIALIST IV	N	22	13	T	A	1.00	\$ 36,100	1.00	\$ 49,056	N
HTH501	CV	6/27/2016	121884	SOCIAL SVC AID III	N	9	3	P	A	1.00	\$ 27,394	1.00	\$ 27,768	N
HTH501	ED	8/15/2016	19281	DENTIST VI	N	28	13	P	A	1.00	\$ 59,303	1.00	\$ 88,404	N
HTH501	JA	3/1/2016	11567	PUBLIC HEALTH PROGRAM MGR	N	EM05	35	P	A	1.00	\$ 68,172	1.00	\$ 89,928	N
HTH501	JA	12/9/2015	12470	HUMAN SERVICES PROFESSIONAL V	N	24	23	P	A	1.00	\$ 75,035	1.00	\$ 62,424	N
HTH501	JA	10/25/2016	12470	HUMAN SERVICES PROFESSIONAL V	N	24	23	P	A	1.00	\$ 75,035	1.00	\$ 67,188	N
HTH501	JA	3/1/2016	12875	OFFICE ASSISTANT III	N	8	3	P	A	1.00	\$ 37,506	1.00	\$ 26,700	N
HTH501	JA	2/2/2016	30088	SOCIAL WORKER IV	N	22	13	P	A	1.00	\$ 61,674	1.00	\$ 57,432	N
				SOCIAL WORKER/HUMAN SERVICES						1.00		1.00		
HTH501	JA	11/22/2016	112816	PROF V	N	24	23	P	A		\$ 42,501		\$ 55,236	N
				SOCIAL WORKER/HUMAN SERVICES						1.00		1.00		
HTH501	JA	5/13/2016	116337	PROF IV	N	22	13	P	A		\$ 43,297		\$ 49,056	N
HTH501	JA	6/23/2016	120652	HUMAN SERVICES PROFESSIONAL IV	N	22	13	P	A	1.00	\$ 48,172	1.00	\$ 53,100	N
HTH501	JA	7/18/2016	121020	REGISTERED NURSE III	N	20	9	P	A	1.00	\$ 56,375	1.00	\$ 87,228	N
				SOCIAL WORKER/HUMAN SERVICES						1.00		1.00		
HTH501	JA	1/26/2016	121021	PROF IV	N	22	13	P	A		\$ 37,369		\$ 49,056	N
HTH501	JA	12/21/2015	121022	OFFICE ASSISTANT III	N	8	3	T	A	1.00	\$ 18,981	1.00	\$ 26,700	N
				SOCIAL WORKER/HUMAN SERVICES						1.00		1.00		
HTH501	JA	5/11/2016	121023	PROF VI	N	26	23	P	A		\$ 34,765		\$ 88,404	N
HTH501	JA	2/18/2016	121093	HUMAN SERVICES PROFESSIONAL IV	N	22	13	P	A	1.00	\$ 42,811	1.00	\$ 49,056	N
HTH501	JA	3/3/2016	121094	HUMAN SERVICES PROFESSIONAL V	N	24	23	P	A	1.00	\$ 52,092	1.00	\$ 62,112	N
HTH501	JA	1/5/2016	121551	HUMAN SERVICES PROFESSIONAL IV	N	22	13	P	A	1.00	\$ 52,093	1.00	\$ 62,112	N
HTH501	JN	5/16/2016	120587	HUMAN SERVICES PROFESSIONAL IV	N	22	13	P	B	1.00	\$ 44,533	1.00	\$ 49,056	N
HTH501	JO	4/29/2016	5938	OFFICE ASSISTANT III	N	8	3	P	A	1.00	\$ 28,534	1.00	\$ 31,236	N
HTH501	JO	10/29/2016	7429	SOCIAL WORKER V	N	24	23	P	A	1.00	\$ 57,023	1.00	\$ 55,236	N
HTH501	JO	12/21/2015	24861	SOCIAL WORKER III	N	20	13	P	A	1.00	\$ 40,025	1.00	\$ 43,812	N
HTH501	JO	8/17/2015	25118	REGISTERED NURSE III	N	20	9	P	A	1.00	\$ 65,299	1.00	\$ 83,868	N
HTH501	JO	4/8/2016	25224	SOCIAL WORKER IV	N	22	13	P	A	1.00	\$ 43,297	1.00	\$ 57,432	N
HTH501	JO	8/2/2016	27346	SOCIAL WORKER III	N	20	13	P	A	1.00	\$ 43,297	1.00	\$ 45,348	N
HTH501	JO	1/5/2016	27504	OFFICE ASSISTANT IV	N	10	3	P	A	1.00	\$ 36,070	1.00	\$ 36,468	N
HTH501	JO	6/8/2016	27505	REGISTERED NURSE III	N	20	9	P	A	1.00	\$ 77,155	1.00	\$ 83,868	N
HTH501	JO	10/11/2016	39282	SOCIAL SERVICE ASST IV	N	11	3	P	A	1.00	\$ 36,070	1.00	\$ 42,684	N
HTH501	JO	10/3/2016	110230	HUMAN SERVICES PROFESSIONAL III	N	20	13	P	A	1.00	\$ 37,030	1.00	\$ 45,348	N
HTH501	JO	4/15/2016	112738	HUMAN SERVICES PROFESSIONAL III	N	20	13	P	A	1.00	\$ 40,025	1.00	\$ 45,348	N
HTH501	JO	1/19/2016	116461	OFFICE ASSISTANT IV	N	10	3	P	A	1.00	\$ 26,368	1.00	\$ 28,872	N
HTH501	JO	6/21/2016	116461	OFFICE ASSISTANT IV	N	10	3	P	A	1.00	\$ 26,368	1.00	\$ 33,720	N

Department of Health
Positions Filled from July 1, 2015 to November 30, 2016

Table 13

HTH501	JO	7/15/2016	117921	INFO TECH SPEC IV	N	22	13	P	A	1.00	\$ 43,297	1.00	\$ 41,964	N
HTH501	JQ	6/1/2016	110247	HUMAN SERVICES PROFESSIONAL III	N	20	13	P	A	1.00	\$ 43,297	1.00	\$ 45,348	N
HTH501	JQ	11/3/2015	112990	HUMAN SERVICES PROFESSIONAL III	N	20	13	P	A	1.00	\$ 50,684	1.00	\$ 64,920	N
HTH501	JS	7/25/2016	27366	HUMAN SERVICES PROFESSIONAL III	N	20	13	P	A	1.00	\$ 59,303	1.00	\$ 45,348	N
HTH501	JS	12/29/2015	43114	SOCIAL WORKER IV	N	22	13	P	A	1.00	\$ 46,865	1.00	\$ 49,308	N
HTH501	JS	12/7/2015	121060	OFFICE ASSISTANT III	N	8	3	P	A	1.00	\$ 36,070	1.00	\$ 26,700	N
HTH501	KB	7/14/2015	24991	ACCOUNTANT III	N	20	13	P	A	1.00	\$ 57,023	1.00	\$ 43,812	N
HTH501	KB	12/1/2015	27809	PERSONNEL CLERK IV	N	11	63	P	A	1.00	\$ 25,365	1.00	\$ 31,236	N
HTH501	KB	7/8/2015	27922	ACCOUNTANT IV	N	22	13	P	A	1.00	\$ 61,674	1.00	\$ 47,400	N
HTH501	KB	7/25/2016	31191	SECRETARY II	N	14	3	P	A	1.00	\$ 40,550	1.00	\$ 33,720	N
HTH501	KB	7/2/2015	38590	SECRETARY IV	N	18	63	P	A	1.00	\$ 42,191	1.00	\$ 58,416	N
HTH501	KB	7/1/2016	40064	ACCOUNTANT III	N	20	13	P	A	1.00	\$ 52,725	1.00	\$ 45,348	N
HTH501	KB	7/28/2016	44967	SECRETARY II	N	14	3	P	A	1.00	\$ 30,803	1.00	\$ 33,720	N
HTH501	KB	8/1/2016	120592	GENERAL PROF III	N	20	13	P	A	1.00	\$ 42,750	1.00	\$ 45,348	N
				PROGRAM AND POLICY DEVELOPMENT						1.00		1.00		
HTH520	AI	11/3/2015	101247	STAFF COORDINATOR	Y	NA	13	T	A		\$ 68,376		\$ 68,376	N
HTH520	AI	1/20/2016	121817	DCAB ADMINISTRATIVE OFFICER	Y	22	13	T	A	1.00	\$ 60,780	1.00	\$ 60,780	N
HTH520	AI	2/3/2016	121818	FACILITY ACCESS OFFICE ASSISTANT	Y	NA	3	P	B	1.00	\$ 30,276	1.00	\$ 30,276	N
										1.00		1.00		
HTH520	AI	4/14/2016	101851	COMMUNICATION ACCESS SPECIALIST	Y	NA	13	P	A		\$ 49,914		\$ 49,914	N
HTH520	AI	7/22/2016	101267	DCAB PROGRAM SPECIALIST	Y	NA	13	T	A	1.00	\$ 47,400	1.00	\$ 47,400	N
HTH560	CF	10/21/2015	94625H	Program Specialist IV	N	22	13	P	B	1.00	\$ 45,576	1.00	\$ 49,056	N
HTH560	CW	4/21/2016	23189	Office Assistant III	N	8	3	T	N	1.00	\$ 27,756	1.00	\$ 26,700	N
HTH560	CK	4/26/2016	5087	Public Health Program Manager	N	EM05	EM	P	A	1.00	\$ 83,375	1.00	\$ 87,588	N
HTH560	CG	1/22/2016	23952	Public Health Supervisor I	N	24	13	P	A	1.00	\$ 79,998	1.00	\$ 55,236	N
HTH560	CG	8/16/2016	49086	Social Worker III	N	20	13	P	A	1.00	\$ 46,140	1.00	\$ 45,348	N
HTH560	CG	3/30/2016	49090	Social Worker III	N	20	13	P	A	1.00	\$ 58,440	1.00	\$ 45,348	N
HTH560	CG	11/14/2016	49091	Social Worker III	N	20	13	P	A	1.00	\$ 46,140	1.00	\$ 45,348	N
HTH560	CG	3/1/2016	49805	Occupational Therapist III	N	20	13	P	A	1.00	\$ 48,000	1.00	\$ 48,228	N
HTH560	CG	8/11/2015	50148	Special Education Teacher III	N	20	13	P	A	1.00	\$ 51,312	1.00	\$ 45,348	N
HTH560	CG	6/8/2016	50206	Human Services Professional III	N	20	13	P	A	1.00	\$ 54,030	1.00	\$ 45,348	N
										1.00		1.00		
HTH560	CG	5/23/2016	50495	Children & Youth Program Specialist III	N	22	13	P	N		\$ 65,736		\$ 49,056	N
HTH560	CG	9/8/2015	50497	General Professional VII	N	28	23	P	N	1.00	\$ 78,984	1.00	\$ 75,588	N
HTH560	CG	7/6/2016	50680	Clinical Psychologist VI	N	26	13	P	A	1.00	\$ 73,920	1.00	\$ 64,608	N
HTH560	CG	5/10/2016	111084	Office Assistant III	N	8	3	P	A	1.00	\$ 26,700	1.00	\$ 26,700	N
HTH560	CG	2/17/2016	111441	Social Worker IV	N	22	13	P	A	1.00	\$ 49,332	1.00	\$ 57,432	N
HTH560	CG	6/1/2016	113005	Social Worker III	N	20	13	P	A	1.00	\$ 42,298	1.00	\$ 45,348	N
HTH560	CG	3/16/2016	23746	Social Worker IV	N			T	A	1.00	\$ 45,576	1.00	\$ 49,056	N
										1.00		1.00		
HTH560	CG	6/20/2016	116796	Public Health Administrative Officer III	N	20	13	P	N		\$ 42,472		\$ 45,348	N
HTH560	CG	2/16/2016	117194	Hospital Billing Clerk I	N	9	3	T	N	1.00	\$ 42,486	1.00	\$ 27,768	N
HTH560	CG	3/21/2016	117917	Human Services Professional III	N	20	13	P	A	1.00	\$ 48,000	1.00	\$ 45,348	N
HTH560	CG	1/4/2016	119204	Speech Pathologist IV	N	22	13	P	A	1.00	\$ 45,576	1.00	\$ 49,056	N
HTH560	CC	7/14/2016	47064	Social Services Aid III	N	9	3	P	A	1.00	\$ 41,064	1.00	\$ 29,988	N

Department of Health
Positions Filled from July 1, 2015 to November 30, 2016

Table 13

HTH560	CC	9/14/2015	118128	Office Assistant III	N	8	3	T	P	1.00	\$ 26,700	0.50	\$ 14,316	N
HTH560	KC	9/19/2016	110210	Public Health Administrator	N	EM08	35	P	A	1.00	\$ 103,566	1.00	\$ 96,588	N
HTH590	KK	10/5/2015	112504	Epidemiologist III	Y	SR-NA	13	P	A	1.00	\$ 92,838	1.00	\$ 99,360	N
HTH590	KK	10/15/2015	92808H	Public Health Administrative Officer IV	N	SR-22	13	P	A	1.00	\$ 45,576	1.00	\$ 41,964	N
HTH590	KK	1/28/2016	121365	Secretary III	N	SR-16	63	P	A	1.00	\$ 39,480	1.00	\$ 48,024	N
HTH590	GR	2/23/2016	121574	Public Health Program Manager	N	EM-05	35	P	A	1.00	\$ 97,705	1.00	\$ 83,472	N
HTH590	GP	3/11/2016	2984	Secretary II	N	SR-14	3	P	A	1.00	\$ 54,012	1.00	\$ 51,924	N
HTH590	GR	3/29/2016	111694	Children & Youth Specialist	Y	SR-NA	13	P	A	1.00	\$ 51,312	1.00	\$ 50,772	N
HTH590	KK	4/5/2016	121367	Program Specialist V	N	SR-24	13	P	A	1.00	\$ 55,500	1.00	\$ 57,432	N
HTH590	KX	5/2/2016	121628	Program Specialist IV	Y	SR-NA	13	T	P	1.00	\$ 57,600	1.00	\$ 53,000	N
HTH590	KK	5/3/2016	121364	Public Health Administrative Officer V	N	SR-24	13	P	A	1.00	\$ 67,488	1.00	\$ 64,608	N
HTH590	KX	5/16/2016	121773	Program Specialist IV	Y	SR-NA	13	T	P	1.00	\$ 53,364	1.00	\$ 49,500	N
HTH590	KX	5/31/2016	121768	Program Specialist IV	Y	SR-NA	13	T	P	1.00	\$ 51,300	1.00	\$ 51,000	N
HTH590	KX	6/27/2016	121626	Program Specialist IV	Y	SR-NA	13	T	P	1.00	\$ 54,012	1.00	\$ 58,500	N
HTH590	KK	7/1/2016	12338	Research Statistician V	N	SR-24	13	P	A	1.00	\$ 64,116	1.00	\$ 67,188	N
HTH590	KK	7/25/2016	31571	Program Specialist IV	N	SR-22	13	P	A	1.00	\$ 45,576	1.00	\$ 49,056	N
HTH590	KX	8/1/2016	121627	Program Specialist IV	Y	SR-NA	13	T	P	1.00	\$ 53,364	1.00	\$ 51,000	N
HTH590	KX	8/1/2016	121771	Program Specialist IV	Y	SR-NA	13	T	P	1.00	\$ 53,364	1.00	\$ 55,000	N
HTH590	KX	8/16/2016	121770	Program Specialist IV	Y	SR-NA	13	T	P	1.00	\$ 53,364	1.00	\$ 51,000	N
HTH590	KX	8/23/2016	121772	Program Specialist IV	Y	SR-NA	13	T	P	1.00	\$ 53,364	1.00	\$ 55,000	N
HTH590	GR	9/26/2016	110185	Office Assistant III	N	SR-08	3	P	P	1.00	\$ 27,756	1.00	\$ 26,707	Y
HTH590	GP	9/29/2016	52026	Program Specialist V	N	SR-24	13	P	P	1.00	\$ 67,488	1.00	\$ 62,112	N
HTH590	KK	10/16/2016	21987	Program Specialist IV	N	SR-22	13	P	A	1.00	\$ 57,708	1.00	\$ 49,056	N
HTH590	KX	11/1/2016	121769	Program Specialist IV	Y	SR-NA	13	T	P	1.00	\$ 53,364	1.00	\$ 51,000	N
HTH590	KK	11/1/2016	121322	Office Assistant III	N	SR-08	3	T	A	1.00	\$ 30,036	1.00	\$ 26,700	N
HTH610	FN	2/29/2016	121841	VECTOR CONTROL WORKER I	N	BC-03	01	P	A	1.00	\$ 42,456	1.00	\$ 39,516	N
HTH610	FN	5/10/2016	19583	MICROBIOLOGIST III	N	SR-20	13	P	A	1.00	\$ 51,312	1.00	\$ 45,348	N
HTH610	FN	5/20/2016	121839	VECTOR CONTROL WORKER I	N	BC-03	01	P	A	1.00	\$ 42,456	1.00	\$ 39,240	N
HTH610	FN	5/26/2016	121840	VECTOR CONTROL WORKER I	N	BC-03	01	P	U	1.00	\$ 42,456	1.00	\$ 39,240	N
HTH610	FN	7/1/2016	121842	VECTOR CONTROL WORKER I	N	BC-03	01	P	U	1.00	\$ 42,456	1.00	\$ 39,240	N
HTH610	FN	10/24/2016	122133	VECTOR CONTROL INSPECTOR III	N	SR-15	03	P	A	1.00	\$ 35,676	1.00	\$ 34,500	N
HTH610	FN	11/1/2016	122132	VECTOR CONTROL INSPECTOR I	N	SR-11	03	P	A	1.00	\$ 32,976	1.00	\$ 39,240	N
HTH610	FN	11/1/2016	122136	VECTOR CONTROL INSPECTOR III	N	SR-15	03	P	A	1.00	\$ 35,676	1.00	\$ 33,720	N
HTH610	FN	11/1/2016	122140	VECTOR CONTROL INSPECTOR III	N	SR-15	03	P	A	1.00	\$ 35,676	1.00	\$ 49,980	N
HTH610	FN	11/1/2016	122152	VECTOR CONTROL INSPECTOR III	N	SR-15	03	P	A	1.00	\$ 35,676	1.00	\$ 56,172	N
HTH610	FN	11/10/2016	122154	VECTOR CONTROL INSPECTOR I	N	SR-11	03	P	A	1.00	\$ 32,976	1.00	\$ 46,188	N
HTH610	FP	8/3/2015	42249	FOOD AND DRUG INSPECTOR II	N	SR-18	13	P	A	1.00	\$ 43,824	1.00	\$ 41,964	N
HTH610	FP	2/1/2016	40582	FOOD AND DRUG INSPECTOR III	N	SR-20	13	P	A	1.00	\$ 53,352	1.00	\$ 41,964	N
HTH610	FP	9/7/2016	42253	FOOD AND DRUG INSPECTOR II	N	SR-18	13	P	A	1.00	\$ 43,824	1.00	\$ 41,964	N
HTH610	FQ	7/1/2015	24008	DIST ENVRMNTL HLTH PRGM CHIEF	N	SR-28	23	P	A	1.00	\$ 88,848	1.00	\$ 78,624	N
HTH610	FQ	7/8/2015	03189	SANITARIAN V	N	SR-24	23	P	A	1.00	\$ 75,960	1.00	\$ 69,876	N
HTH610	FQ	9/1/2015	121325	SANITARIAN II	N	SR-18	13	P	B	1.00	\$ 22,788	1.00	\$ 41,964	N
HTH610	FQ	10/21/2015	121307	SANITARIAN I	N	SR-16	13	P	B	1.00	\$ 45,576	1.00	\$ 38,772	N
HTH610	FQ	12/1/2015	121301	SANITARIAN I	N	SR-16	13	P	B	1.00	\$ 45,576	1.00	\$ 57,432	N

Department of Health
Positions Filled from July 1, 2015 to November 30, 2016

Table 13

HTH610	FQ	12/28/2015	111653	OFFICE ASSISTANT III	N	SR-08	03	P	A	1.00	\$ 28,836	1.00	\$ 26,700	N
HTH610	FQ	1/4/2016	03202	SANITARIAN V	N	SR-24	23	P	A	1.00	\$ 75,960	1.00	\$ 64,608	N
HTH610	FQ	1/20/2016	03192	SANITARIAN II	N	SR-18	13	P	A	1.00	\$ 51,312	1.00	\$ 51,036	N
HTH610	FQ	1/28/2016	121300	SANITARIAN I	N	SR-16	13	P	B	1.00	\$ 45,576	1.00	\$ 40,320	N
HTH610	FQ	2/22/2016	03171	SANITARIAN IV	N	SR-22	13	P	A	1.00	\$ 57,708	1.00	\$ 53,100	N
HTH610	FQ	4/1/2016	120708	SANITARIAN I	N	SR-16	13	P	B	1.00	\$ 42,132	1.00	\$ 38,772	N
HTH610	FQ	5/24/2016	03167	SANITARIAN IV	N	SR-22	13	P	A	1.00	\$ 64,920	1.00	\$ 67,188	N
HTH610	FQ	7/12/2016	42227	OFFICE ASSISTANT III	N	SR-08	03	P	A	1.00	\$ 25,668	1.00	\$ 31,236	N
HTH610	FQ	9/1/2016	12640	SANITARIAN IV	N	SR-22	13	P	A	1.00	\$ 37,452	1.00	\$ 51,036	N
HTH610	FQ	9/19/2016	03181	SANITARIAN III	N	SR-20	13	P	A	1.00	\$ 42,132	1.00	\$ 45,348	N
HTH710	MK	7/20/2015	41773	MICROBIOLOGIST III	N	20	13	P	A	1.00	\$ 40,548	1.00	\$ 43,812	N
HTH710	MB	8/5/2015	42801	CHEMIST IV	N	22	13	P	A	1.00	\$ 47,412	1.00	\$ 47,400	N
HTH710	MJ	10/1/2015	118749	MICROBIOLOGIST IV	N	22	13	P	A	1.00	\$ 42,138	1.00	\$ 53,364	N
HTH710	MB	10/1/2015	42293	PUBLIC HEALTH ADMINISTRATIVE OFFICER V	N	24	73	P	A	1.00	\$ 73,044	1.00	\$ 53,364	N
HTH710	MG	2/1/2016	47046	CHEMIST III	N	20	13	P	A	1.00	\$ 42,132	1.00	\$ 45,348	N
HTH710	MI	2/11/2016	45349	MICROBIOLOGIST IV	N	22	13	P	A	1.00	\$ 62,424	1.00	\$ 49,056	N
HTH710	MK	3/1/2016	121668	FDA MICROBIOLOGIST III	N	20	13	T	P	1.00	\$ 45,576	1.00	\$ 45,576	Y
HTH710	MG	4/11/2016	42801	CHEMIST IV	N	22	13	P	A	1.00	\$ 47,412	1.00	\$ 49,056	N
HTH710	MN	4/29/2016	21941	MICROBIOLOGIST III	N	20	13	P	A	1.00	\$ 60,024	1.00	\$ 45,348	N
HTH710	ML	11/16/2016	19358	MICROBIOLOGIST III	N	20	13	P	A	1.00	\$ 60,024	1.00	\$ 41,964	N
HTH710	MK	11/23/2016	51122	BUILDING MANAGER	N	22	13	P	A	1.00	\$ 55,500	1.00	\$ 49,056	N
HTH720	MP	9/29/2015	48033	Registered Nurse IV	N	22	9	P	A	1.00	\$ 105,096	1.00	\$ 104,016	N
HTH720	MP	10/1/2015	120459	Registered Nurse VI	N	24	9	P	A	0.20	\$ 24,586	0.20	\$ 25,570	N
HTH720	MP	10/1/2015	120459	Registered Nurse VI	N	24	9	P	P	0.80	\$ 98,342	0.80	\$ 102,278	N
HTH720	MP	12/1/2015	48030	Registered Nurse V	N	24	9	P	A	0.20	\$ 19,234	0.20	\$ 20,004	N
HTH720	MP	12/1/2015	48030	Registered Nurse V	N	24	9	P	P	0.80	\$ 76,934	0.80	\$ 80,016	N
HTH720	MP	2/22/2016	39644	Registered Nurse V	N	24	9	P	P	0.80	\$ 88,714	0.80	\$ 80,016	N
HTH720	MP	2/22/2016	39644	Registered Nurse V	N	24	9	P	A	0.20	\$ 22,178	0.20	\$ 20,004	N
HTH720	MP	3/1/2016	120459	Registered Nurse VI	N	24	9	P	P	0.80	\$ 98,342	0.80	\$ 99,792	N
HTH720	MP	3/1/2016	120459	Registered Nurse VI	N	24	9	P	A	0.20	\$ 24,586	0.20	\$ 24,948	N
HTH720	MP	1/14/2016	15030	Secretary II	N	14	3	P	P	0.60	\$ 22,788	0.60	\$ 23,695	N
HTH720	MP	1/14/2016	15030	Secretary II	N	14	3	P	A	0.40	\$ 15,192	0.40	\$ 15,797	N
HTH720	MP	5/16/2016	46817	Office Assistant III	N	8	3	P	P	1.00	\$ 27,767	1.00	\$ 21,360	N
HTH720	MP	8/15/2016	46846	Registered Nurse V	N	24	9	P	P	0.80	\$ 95,530	0.80	\$ 100,800	N
HTH720	MP	8/15/2016	46846	Registered Nurse V	N	24	9	P	A	0.20	\$ 23,882	0.20	\$ 25,200	N
HTH720	MP	10/10/2016	42666	Medical Technologist V	N	24	13	P	P	1.00	\$ 78,624	1.00	\$ 78,624	Y
HTH730	MQ	11/3/2016	119163	STATE TRAUMA PROGRAM COORDINATOR	Y	NA	9	T	B	1.00	\$ 140,796	1.00	\$ 138,996	N
HTH760	MS	9/28/2015	121429	Public Health Admin Officer IV	N	22	13	T	B	1.00	\$ 45,576	1.00	\$ 45,348	N
HTH760	MS	9/16/2015	10096	Office Assistant III	N	8	3	P	A	1.00	\$ 25,668	1.00	\$ 26,700	N
HTH760	MS	9/14/2016	120383	Office Assistant IV	N	10	3	P	A	1.00	\$ 26,368	1.00	\$ 28,872	N
HTH760	MS	9/1/2016	120384	Office Assistant III	N	8	3	P	A	1.00	\$ 24,384	1.00	\$ 26,700	N
HTH760	MS	12/16/2016	38491	Office Assistant IV	N	10	3	P	A	1.00	\$ 33,756	1.00	\$ 28,872	N
HTH760	MS	8/22/2016	38491	Office Assistant IV	N	10	3	P	A	1.00	\$ 33,756	1.00	\$ 28,872	N
HTH760	MS	9/16/2016	17469	Office Assistant IV	N	10	3	P	A	1.00	\$ 31,212	1.00	\$ 42,684	N

Department of Health
Positions Filled from July 1, 2015 to November 30, 2016

Table 13

HTH840	FF	7/1/2015	110666	ENGINEER (ENVIRONMENTAL) III	N	22	13	P	B	1.00	\$ 45,576	1.00	\$ 55,236	N
HTH840	FF	7/16/2015	21936	ENGINEER (ENVIRONMENTAL) III	N	22	13	P	B	1.00	\$ 55,500	1.00	\$ 49,056	N
HTH840	FF	4/18/2016	120338	SECRETARY II	N	14	3	P	B	1.00	\$ 32,424	1.00	\$ 33,720	N
HTH840	FF	9/16/2016	21928	ENVIRONMENTAL HEALTH SPCLT II	N	18	13	P	A	1.00	\$ 60,024	1.00	\$ 41,964	N
HTH840	FG	2/16/2016	116413	ENGINEER (ENVIRONMENTAL) IV	N	24	13	P	N	1.00	\$ 51,312	1.00	\$ 57,432	N
HTH840	FG	4/18/2016	121090	ENVIRONMENTAL HEALTH SPCLT III	N	20	13	P	A	1.00	\$ 43,812	1.00	\$ 45,348	N
HTH840	FG	5/3/2016	113233	ENVIRONMENTAL HEALTH SPCLT IV	N	22	13	P	N	1.00	\$ 53,352	1.00	\$ 72,648	N
HTH840	FG	8/1/2016	120861	ENGINEER (ENVIRONMENTAL) III	N	22	13	P	U	1.00	\$ 48,744	1.00	\$ 49,056	N
HTH840	FG	11/7/2016	40617	OFFICE ASSISTANT III	N	8	3	P	N	1.00	\$ 28,836	1.00	\$ 26,700	N
HTH840	FG	11/21/2016	121091	ENVIRONMENTAL HEALTH SPCLT IV	N	22	13	P	A	1.00	\$ 43,812	1.00	\$ 72,648	N
HTH840	FH	3/1/2016	50702	ENGINEER (ENVIRONMENTAL) V	N	26	13	P	W	1.00	\$ 55,500	1.00	\$ 67,188	N
HTH840	FH	5/2/2016	121161	GENERAL PROFESSIONAL IV	N	22	13	P	W	1.00	\$ 43,812	1.00	\$ 49,056	N
HTH840	FH	10/3/2016	49561	ENGINEER (ENVIRONMENTAL) V	N	26	13	P	W	1.00	\$ 45,576	1.00	\$ 59,736	N
HTH840	FJ	7/6/2015	117144	ENVIRONMENTAL HEALTH SPCLT II	N	18	13	P	B	1.00	\$ 42,132	1.00	\$ 41,964	N
HTH840	FJ	9/23/2015	43933	ENVIRONMENTAL HEALTH SPCLT III	N	20	13	P	P	1.00	\$ 43,824	1.00	\$ 40,548	N
HTH840	FJ	3/1/2016	52319	ENVIRONMENTAL HEALTH SPCLT III	N	20	13	T	P	1.00	\$ 42,132	1.00	\$ 45,348	N
HTH840	FJ	4/5/2016	41362	ENVIRONMENTAL HEALTH SPCLT II	N	18	13	P	P	1.00	\$ 42,132	1.00	\$ 41,964	N
HTH840	FJ	5/23/2016	52321	ENVIRONMENTAL HEALTH SPCLT III	N	20	13	T	P	1.00	\$ 42,132	1.00	\$ 41,964	N
HTH840	FJ	6/27/2016	39485	ENGINEER (ENVIRONMENTAL) V	N	26	13	P	A	1.00	\$ 77,412	1.00	\$ 49,056	N
HTH840	FJ	9/1/2016	121557	ACCOUNTANT III	N	20	13	P	B	1.00	\$ 46,392	1.00	\$ 45,348	N
HTH840	FJ	9/1/2016	117758	ENVIRONMENTAL HEALTH SPCLT III	N	20	13	P	B	1.00	\$ 42,132	1.00	\$ 57,432	N
HTH840	FJ	11/16/2016	110727	ENVIRONMENTAL HEALTH SPCLT III	N	20	13	P	B	1.00	\$ 60,024	1.00	\$ 45,348	N
HTH840	FK	2/1/2016	45892	ENGINEER (ENVIRONMENTAL) III	N	22	13	P	A	1.00	\$ 64,920	1.00	\$ 49,056	N
HTH849	FB	1/4/2016	43352	PUBLIC HEALTH ADM OFFICER III	N	SR-20	13	P	N/P	1.00	\$ 60,024	1.00	\$ 45,348	N
HTH849	FB	5/3/2016	35403	BUSINESS LOAN OFFICER I	N	SR-24	13	P	W	1.00	\$ 60,024	1.00	\$ 64,608	N
HTH849	FB	8/16/2016	52078	BUSINESS LOAN OFFICER I	N	SR-24	13	P	W	1.00	\$ 57,708	1.00	\$ 55,236	N
HTH849	FB	8/22/2016	52079	BUSINESS LOAN OFFICER I	N	SR-24	13	P	W	1.00	\$ 47,448	1.00	\$ 55,236	N
HTH849	FB	9/16/2016	120939	ACCOUNTANT IV	N	SR-22	13	P	W	1.00	\$ 43,296	1.00	\$ 49,056	N
HTH849	FC	12/16/2015	37920	ENVIRONMENTAL HEALTH SPCLT IV	N	SR-22	13	P	A	1.00	\$ 60,024	1.00	\$ 51,036	N
HTH849	FD	10/1/2015	52076	OFFICE ASSISTANT III	N	SR-08	03	P	A	1.00	\$ 27,768	1.00	\$ 27,768	N
HTH849	FD	3/16/2016	52125	ENVIRONMENTAL MGMT PRGM MGR	N	EM-05	35	P	A	1.00	\$ 80,952	1.00	\$ 90,420	N
HTH849	FD	4/29/2016	48059	ENVIRONMENTAL HEALTH SPCLT IV	N	SR-22	13	P	A	1.00	\$ 49,308	1.00	\$ 49,056	N
HTH849	FD	5/3/2016	52074	ENVIRONMENTAL HEALTH SPCLT V	N	SR-24	23	P	A	1.00	\$ 75,960	1.00	\$ 69,876	N
HTH849	FD	8/9/2016	43628	ENVIRONMENTAL HEALTH SPCLT III	N	SR-20	13	P	P	1.00	\$ 47,412	1.00	\$ 45,348	N
HTH849	FD	9/6/2016	48055	ENVIRONMENTAL HEALTH SPCLT IV	N	SR-22	13	P	P	1.00	\$ 45,576	1.00	\$ 64,608	N
HTH850	FS	11/2/2015	101289	Director	N	NA	13	P	A	1.00	\$ 84,996	1.00	\$ 101,436	N
HTH850	FS	12/28/2015	34588	Planner V	N	24	13	P	A	1.00	\$ 51,312	1.00	\$ 64,608	N
HTH850	FS	5/2/2016	035898	Planner III	N	20	13	P	A	1.00	\$ 47,412	1.00	\$ 45,348	N
HTH850	FS	11/1/2016	039881	Secretary II	N	14	3	P	A	1.00	\$ 42,684	1.00	\$ 46,188	N
HTH904	AJ	10/1/2016	110939	Program Specialist V	N	24	13	P	A	1.00	\$ 47,412	1.00	\$ 47,412	N
HTH905	AH	10/17/2016	35119	PRGM SPCLT (DD) IV	N	22	13	P	N	0.50	\$ 29,220	0.50	\$ 24,528	N
HTH905	AH	11/14/2016	45718	PRGM SPCLT (DD) IV	N	22	13	P	A	1.00	\$ 49,914	1.00	\$ 49,056	N
HTH906	AC	11/16/2015	27968	COMPR HLTH PLNG COORD	N	26	13	P	A	1.00	\$ 86,508	1.00	\$ 75,588	N
HTH 907	AD	10/1/2015	00003	Dept HR Officer IV	N	EM-07	35	P	A	1.00	\$ 101,134	1.00	\$ 95,256	N
HTH 907	AB	7/27/2015	00113	Pre-audit Clerk I	N	11	3	P	A	1.00	\$ 37,980	1.00	\$ 29,988	N

Department of Health
Positions Filled from July 1, 2015 to November 30, 2016

Table 13

HTH 907	AB	8/10/2015	02987	Business MGMT Officer III	N	EM-08	35	P	A	1.00	\$ 119,916	1.00	\$ 117,996	N
HTH 907	AL	8/5/2015	3119	Office Assistant III	N	8	3	P	A	1.00	\$ 32,460	1.00	\$ 27,768	N
HTH 907	AD	7/1/2015	06015	HUMAN RESOURCES SPECIALIST V	N	24	13	P	A	1.00	\$ 83,184	1.00	\$ 59,736	N
HTH 907	AD	12/16/2015	06486	HUMAN RESOURCES SPECIALIST V	N	24	13	P	A	1.00	\$ 79,998	1.00	\$ 62,424	N
HTH 907	AB	8/17/2015	22686	Office Assistant III	N	8	3	P	A	1.00	\$ 30,036	1.00	\$ 26,700	N
HTH 907	AD	8/4/2015	25936	HUMAN RESOURCES SPECIALIST IV	N	22	13	P	A	1.00	\$ 49,914	1.00	\$ 41,964	N
HTH 907	AG	4/18/2016	27929	INFORMATION TECH SPCLT IV	N	24	13	P	A	1.00	\$ 65,736	1.00	\$ 49,056	N
HTH 907	AG	5/2/2016	28771	OFFICE ASSISTANT III	N	8	3	P	A	1.00	\$ 35,112	1.00	\$ 26,700	N
HTH 907	AB	8/17/2015	49074	Pre-audit Clerk I	N	11	3	P	A	1.00	\$ 31,236	1.00	\$ 29,988	N
HTH907	AD	4/5/2016	49076	HUMAN RESOURCES SPECIALIST IV	N	22	73	P	A	1.00	\$ 46,140	1.00	\$ 43,644	N
HTH 907	AD	1/6/2016	52036	HUMAN RESOURCES SPECIALIST V	N	24	13	P	A	1.00	\$ 63,198	1.00	\$ 57,432	N
HTH 907	AE	9/28/2015	121537	Program Specialist V	N	24	13	T	P	1.00	\$ 62,112	1.00	\$ 53,364	Y
HTH 907	AE	9/18/2015	121538	Accountant IV	N	22	13	T	P	1.00	\$ 46,932	1.00	\$ 51,300	N
HTH 907	AM	9/21/2015	121560	Info Tech Spclt IV	N	22	13	P	A	1.00	\$ 49,056	1.00	\$ 49,308	N
HTH 907	AE	9/16/2015	121687	Epidemiologist I	N	NA		T	P	1.00	\$ 69,876	1.00	\$ 60,012	N
HTH 907	AB	10/15/2015	118368	Departmental Contracts Spclt	N	22	13	P	A	1.00	\$ 54,300	1.00	\$ 49,056	N
HTH 907	AN	15/15/15	35272	Office Assistant III	N	8	3	P	A	1.00	\$ 29,988	1.00	\$ 27,768	N
HTH 907	AB	3/7/2016	118986	Public Health Information Coordinator	Y	NA	13	T	A	-	\$ -	1.00	\$ 67,188	N

Positions Established by Acts other than the State Budget as of November 30, 2016

<u>Prog ID</u>	<u>Sub-Org</u>	<u>Date Established</u>	<u>Legal Authority</u>	<u>Position Number</u>	<u>Position Title</u>	<u>Exempt (Y/N)</u>	<u>SR Level</u>	<u>BU Code</u>	<u>T/P</u>	<u>MOF</u>	<u>FTE</u>	<u>Annual Salary</u>	<u>Filled (Y/N)</u>	<u>Occupied by 89 Day Hire (Y/N)</u>
HTH 100	DH	TBD	EM 16-02	122215	ELC Antibiotic Resistant Gonorrhea Informatician	Y	NA	13	T	P	1.00	\$56,004	N	N
HTH 100	DH	TBD	EM 16-02	122216	ELC Antimicrobial Resistant Gonorrhea Outreach Field Nurse	Y	NA	13	T	P	1.00	\$72,000	N	N
HTH 100	DH	TBD	EM 16-02	122217	ELC Antimicrobial Resistant Gonorrhea Statistical Clerk	Y	NA	13	T	P	1.00	\$30,000	N	N
HTH 100	DH	TBD	EM 16-02	122218	ELC Antimicrobial Resistance Gonorrhea Coordinator	Y	NA	13	T	P	1.00	\$50,004	N	N
HTH 100	DH	TBD	EM 16-02	122219	ELC Antimicrobial Resistant Gonorrhea Disease Intervention Specialist	Y	NA	13	T	P	1.00	\$45,000	N	N
HTH 100	DH	TBD	EM 16-02	122220	ELC Antimicrobial Resistant Gonorrhea Disease Intervention Specialist	Y	NA	13	T	P	1.00	\$45,000	N	N
HTH131	DJ	10/28/2016	EM 16-02, DOH Dir 06/24/16	122194	ELC Arboviral Surveillance & Response Coord	Y	NA	13	T	P	1.00	\$56,004	N	N
HTH131	DJ	10/28/2016	EM 16-02, DOH Dir 06/24/16	122196	ELC Antibiotic Resistance Coordinator	Y	NA	13	T	P	1.00	\$62,004	N	N
HTH131	DJ	11/17/2016	EM 16-02, DOH Dir 06/24/16	122195	Info Tech Spec IV	Y	NA	13	T	P	1.00	\$56,004	N	N

Positions Established by Acts other than the State Budget as of November 30, 2016

HTH131	DJ	10/28/2016	EM 16-02, DOH Dir 06/24/16	122192	ELC Arboviral Public Health Entomology Spclt	Y	NA	13	T	P	1.00	\$56,004	N	N
HTH131	DJ	10/28/2016	EM 16-02, DOH Dir 06/24/16	122193	ELC Arboviral Public Health Educator IV	Y	NA	13	T	P	0.50	\$26,004	N	N
HTH131	DJ	11/18/2016	HRS 76-16 (b)(12)S	122208	ELC Information Technology Specialist	Y	NA	13	T	P	1.00	\$49,056	N	N
HTH131	DJ	12/19/2016	HRS 76-16 (b)(12)S	122207	ELC Microbiologist	Y	NA	13	T	P	1.00	\$50,772	N	N
HTH131	DJ	12/23/2016	HRS 76-16 (b)(12)S	122206	ELC Office Assistant	Y	NA	3	T	P	1.00	\$27,132	N	N
HTH560	CF	2/4/2016	N/A	121846	Office Assistant III	N	SR-8	3	T	P	1.00	\$26,700	Y	N
HTH560	KC	10/10/2016	N/A	122160	Program Specialist V	N	SR-24	13	T	P	1.00	\$55,236	N	N
HTH610	FN	4/1/2016	HRS 76-16 (b)(12)S	121955	VECTOR CONTROL SPECIALIST	Y	NA	1	T	A	1.00	\$42,456	Y	N
HTH610	FN	4/1/2016	HRS 76-16 (b)(12)S	121958	VECTOR CONTROL SPECIALIST	Y	NA	1	T	A	1.00	\$42,456	Y	N
HTH610	FN	4/1/2016	HRS 76-16 (b)(12)S	121956	VECTOR CONTROL SPECIALIST	Y	NA	1	T	A	1.00	\$42,456	Y	N
HTH610	FN	4/1/2016	HRS 76-16 (b)(12)S	121953	VECTOR CONTROL SPECIALIST	Y	NA	1	T	A	1.00	\$42,456	Y	N
HTH610	FN	4/1/2016	HRS 76-16 (b)(12)S	121957	VECTOR CONTROL SPECIALIST	Y	NA	1	T	A	1.00	\$42,456	Y	N
HTH610	FN	5/13/2016	HRS 76-16 (b)(12)S	121999	HDHO ENTOMOLOGIST	Y	NA	13	T	A	1.00	\$49,056	Y	N
HTH720	MP	8/24/2015	Act 241, SLH 2015	121811	MMJ Dispensary Licensing Supervisor	Y	NA	13	P	B	1.00	\$75,192	Y	N
HTH720	MP	8/20/2015	Act 241, SLH 2015	121812	MMJ Dispensary Licensing Surveyor	Y	NA	13	P	B	1.00	\$67,188	Y	N
HTH720	MP	8/20/2015	Act 241, SLH 2015	121813	MMJ Dispensary Licensing Accountant	Y	NA	13	P	B	1.00	\$63,000	Y	N
HTH720	MP	8/25/2015	Act 241, SLH 2015	121814	MMJ Dispensary Licensing Secretary	Y	NA	3	P	B	1.00	\$33,720	Y	N
HTH720	MP	8/20/2015	Act 241, SLH 2015	121815	MMJ Dispensary Licensing Surveyor	Y	NA	13	P	B	1.00	\$67,188	Y	N

Positions Established by Acts other than the State Budget as of November 30, 2016

HTH730	MT	1/29/2015	Act 153, SLH 2014; Act 305, SLH 2006; (GOV) 10/14/14; §321-225.5, HRS.	121549	TRAUMA SYSTEM PUBLIC HEALTH EDUCATOR	Y	NA	13	T	B	1.00	\$57,720	N	N
HTH840	FG	10/20/1978	HRS 76-16 (b)(13)B	105730	STUDENT HELPER II	Y	NA	00	T	N	1.00	NA	Y	N
HTH840	FG	6/8/1994	HRS 76-16 (b)(13)B	102977	STUDENT HELPER II	Y	NA	00	T	N	1.00	NA	N	N
HTH840	FJ	5/23/1988	HRS 76-16 (b)(13)B	101940	STUDENT HELPER II	Y	NA	00	T	N	0.48	NA	N	N
HTH840	FJ	6/8/1994	HRS 76-16 (b)(13)B	106423	STUDENT HELPER I	Y	NA	00	T	B	1.00	NA	N	N
HTH840	FK	5/23/1988	HRS 76-16 (b)(13)B	101939	STUDENT HELPER II	Y	NA	00	T	W	0.48	NA	N	N
HTH840	FK	5/24/1994	HRS 76-16 (b)(13)B	102975	STUDENT HELPER II	Y	NA	00	T	W	0.48	NA	N	N
HTH840	FK	3/7/2001	HRS 76-16 (b)(13)B	111815	STUDENT HELPER I	Y	NA	00	T	W	1.00	NA	N	N
HTH849	FD	6/8/1994	HRS 76-16 (b)(13)B	102976	STUDENT HELPER II	Y	NA	00	T	N	1.00	NA	N	N
HTH849	FD	6/8/1994	HRS 76-16 (b)(13)B	106424	STUDENT HELPER I	Y	NA	00	T	N	1.00	NA	N	N

Department of Health
Overtime Expenditure Summary

Table 15

Prog ID	Sub-Org	Program Title	MOF	FY16 (actual)			FY17 (estimated)			FY18 (budgeted)		
				Base Salary \$\$\$\$	Overtime \$\$\$\$	Overtime Percent	Base Salary \$\$\$\$	Overtime \$\$\$\$	Overtime Percent	Base Salary \$\$\$\$	Overtime \$\$\$\$	Overtime Percent
HTH100	DF	Hale Mohalu Hospital	A	\$ 1,180,357	\$ 35,398	3.0%	\$ 1,082,304	\$ 56,000	5.2%	\$ 1,225,843	\$ 56,000	4.6%
HTH100	DG	Kalaupapa Settlement	A	\$ 1,644,978	\$ 40,651	2.5%	\$ 1,700,758	\$ 45,000	2.6%	\$ 2,108,017	\$ 45,000	2.1%
HTH100	DH	Harm Reduction Service	B	\$ 169,584	\$ 5,309	3.1%	\$ 169,584	\$ 7,408	4.4%	\$ 169,584	\$ -	0.0%
HTH131	DC	Immunization Branch	N	\$ -	\$ -	0.0%	\$ 982,210	\$ 9,312	0.9%	\$ -	\$ -	0.0%
HTH131	DJ	Disease Investigation Branch	A	\$ 740,164	\$ 22,704	3.1%	\$ 747,538	\$ 17,732	2.4%	\$ -	\$ -	0.0%
HTH 420	HE	Oahu CMH Services	A	\$ 7,182,043	\$ 16,890	0.2%	\$ 7,403,474	\$ 64,860	0.9%	\$ 9,001,154	\$ -	0.0%
HTH 420	HN	Kauai CMH Services	A	\$ 1,457,018	\$ 2,022	0.1%	\$ 1,626,537	\$ 3,000	0.2%	\$ 1,921,304	\$ -	0.0%
HTH430	HQ	Hawaii State Hospital -Inpatient	A	\$ 33,334,281	\$ 3,029,939	9.1%	\$ 33,850,962	\$ 3,358,015	9.9%	\$ 34,189,472	\$ 3,350,568	9.8%
HTH430	HR	Affiliated Programs	A	\$ 1,057,633	\$ 25,103	2.4%	\$ 1,074,026	\$ 25,777	2.4%	\$ 1,084,766	\$ 26,034	2.4%
HTH495	HB	Adult Mental Health Administration	P	\$ -	\$ 8,387	0.0%	\$ -	\$ 8,000	0.0%	\$ -	\$ -	0.0%
HTH501	CU	Case Management & Info. Svcs	A	\$ 377,863	\$ 65	0.0%	\$ -	\$ -	0.0%	\$ -	\$ -	0.0%
HTH501	JQ	Case Management, Hawaii	A	\$ 776,415	\$ 538	0.1%	\$ -	\$ -	0.0%	\$ -	\$ -	0.0%
HTH501	JO	Case Management, Oahu	A	\$ -	\$ -	0.0%	\$ 3,180,858	\$ 55,824	1.8%	\$ 3,308,092	\$ 50,000	1.5%
HTH520	AI	Disability and Communication Access Board	A	\$ 718,204	\$ 3,061	0.4%	\$ 577,123	\$ 6,000	1.0%	\$ -	\$ -	0.0%
HTH520	AI	Disability and Communication Access Board	B	\$ 302,741	\$ 1,474	0.5%	\$ 597,930	\$ 20,000	3.0%	\$ 589,000	\$ 20,000	3.4%
HTH560	CT	Home Visitation	A	\$ 95,573	\$ 411	0.4%	\$ 98,393	\$ -	0.0%	\$ 98,393	\$ -	0.0%
HTH560	CT	Home Visitation	P	\$ 381,976	\$ 1,569	0.4%	\$ 381,976	\$ -	0.0%	\$ 425,807	\$ -	0.0%
HTH560	CC	Children with Special Health Needs Branch	A	\$ 882,247	\$ 2,308	0.3%	\$ 901,457	\$ 12,500	1.4%	\$ 901,457	\$ 12,500	1.4%
HTH560	CG	Early Intervention	A	\$ 3,944,976	\$ 4,251	0.1%	\$ 4,100,249	\$ -	0.0%	\$ 4,100,249	\$ -	0.0%
HTH560	KC	Family Health Service	A	\$ 1,009,846	\$ 42,456	4.8%	\$ 1,032,710	\$ 46,000	4.5%	\$ 987,134	\$ 44,000	4.5%
HTH560	KC	Family Health Service	P	\$ 2,126,885	\$ 10,192	2.2%	\$ 1,229,336	\$ 22,000	1.8%	\$ 1,344,336	\$ 26,000	1.9%
HTH590	GR	Tobacco Prevention and Control	P	\$ 27,768	\$ 60	0.2%	\$ -	\$ -	0.0%	\$ -	\$ -	0.0%
HTH590	GR	Tobacco Prevention and Control	P	\$ 72,648	\$ 236	0.3%	\$ -	\$ -	0.0%	\$ -	\$ -	0.0%
HTH590	KK	CDPHPD Administration	A	\$ 29,988	\$ 43	0.1%	\$ -	\$ -	0.0%	\$ -	\$ -	0.0%
HTH590	KK	CDPHPD Administration	A	\$ 48,024	\$ 329	0.7%	\$ -	\$ -	0.0%	\$ -	\$ -	0.0%
HTH590	KK	Behavioral Risk Factor Surveillance System	P	\$ -	\$ -	0.0%	\$ 67,188	\$ 9,448	14.1%	\$ -	\$ -	0.0%
HTH610	FN	Environmental Health Services/Vector Control	A	\$ 918,468	\$ 5,812	0.63%	\$ 1,821,720	\$ 2,244	0.12%	\$ 1,821,720	\$ -	0.0%
HTH610	FP	Environmental Health Services/Food and Drug	A	\$ 710,148	\$ 573	0.08%	\$ 710,148	\$ 2,267	0.32%	\$ 710,148	\$ -	0.0%
HTH610	FQ	Environmental Health Services/Sanitation	A	\$ 2,703,132	\$ 21,554	0.80%	\$ 2,703,132	\$ 15,674	0.58%	\$ 2,703,132	\$ -	0.0%
HTH610	FQ	Environmental Health Services/Sanitation	B	\$ 674,928	\$ 7,192	1.07%	\$ 674,928	\$ -	0.00%	\$ 674,928	\$ -	0.0%
HTH610	FR	Environmental Health Services/Indoor & Radiological Health	B	\$ 115,524	\$ 2,475	2.14%	\$ 115,524	\$ 680	0.59%	\$ 115,524	\$ -	0.0%
HTH710	MG	State Laboratories Services Chemistry	A	\$ 1,125,438	\$ -	0.0%	\$ 1,182,092	\$ 200	0.0%	\$ 1,221,327	\$ 200	0.0%
HTH710	MH	State Laboratories Services Air Surveillance and Analysis	A	\$ 646,403	\$ -	0.0%	\$ 611,577	\$ 500	0.1%	\$ 620,211	\$ 500	0.1%
HTH710	MI	State Laboratories Services Environmental Microbiology	A	\$ 422,467	\$ -	0.0%	\$ 440,878	\$ 15,000	3.4%	\$ 450,557	\$ 15,000	3.3%
HTH710	MK	State Laboratories Services Central Services	P	\$ 1,577,227	\$ -	0.0%	\$ 259,308	\$ 9,000	3.5%	\$ 226,884	\$ 9,000	4.0%
HTH 720	MP	Office of Health Care Assurance	A	\$ 1,495,839	\$ 74	0.0%	\$ 1,518,277	\$ -	0.0%	\$ 1,541,051	\$ -	0.0%
HTH 720	MP	Office of Health Care Assurance	B	\$ 71,907	\$ -	0.0%	\$ 560,000	\$ 25,000	4.5%	\$ 267,588	\$ 30,000	11.2%
HTH 720	MP	Office of Health Care Assurance	P	\$ 1,085,828	\$ 6,221	0.6%	\$ 1,102,115	\$ -	0.0%	\$ 1,118,647	\$ -	0.0%
HTH 760	MS	Health Status Monitoring	B	\$ 323,770	\$ 4,216	1.3%	\$ 378,121	\$ -	0.0%	\$ 378,121	\$ -	0.0%
HTH840	FF	Environmental Management/Clean Air	A	\$ 343,164	\$ 5,146	1.5%	\$ 343,164	\$ 10,969	3.2%	\$ 343,164	\$ -	0.0%
HTH840	FF	Environmental Management/Clean Air	B	\$ 2,400,336	\$ 197	0.0%	\$ 2,400,336	\$ -	0.0%	\$ 2,400,336	\$ -	0.0%
HTH840	FH	Environmental Management/Safe Drinking Water	N	\$ 398,724	\$ 154	0.0%	\$ 398,724	\$ -	0.0%	\$ 398,724	\$ -	0.0%
HTH840	FH	Environmental Management/Safe Drinking Water	W	\$ 723,900	\$ 15,606	2.2%	\$ 723,900	\$ -	0.0%	\$ 723,900	\$ -	0.0%

Department of Health
Overtime Expenditure Summary

Table 15

Prog ID	Sub-Org	Program Title	MOF	FY16 (actual)			FY17 (estimated)			FY18 (budgeted)		
				Base Salary \$\$\$\$	Overtime \$\$\$\$	Overtime Percent	Base Salary \$\$\$\$	Overtime \$\$\$\$	Overtime Percent	Base Salary \$\$\$\$	Overtime \$\$\$\$	Overtime Percent
HTH840	FJ	Environmental Management/Solid and Hazardous Waste	A	\$ 803,292	\$ 93	0.0%	\$ 1,108,914	\$ -	0.0%	\$ 1,108,914	\$ -	0.0%
HTH840	FJ	Environmental Management/Solid and Hazardous Waste	B	\$ 1,135,811	\$ 15,691	1.4%	\$ 915,911	\$ 14,900	1.6%	\$ 915,911	\$ -	0.0%
HTH840	FJ	Environmental Management/Solid and Hazardous Waste	N	\$ 335,040	\$ 96	0.0%	\$ 247,839	\$ 315	0.1%	\$ 247,839	\$ -	0.0%
HTH840	FJ	Environmental Management/Solid and Hazardous Waste	P	\$ 403,884	\$ 287	0.1%	\$ 491,085	\$ 902	0.2%	\$ 491,085	\$ -	0.0%
HTH840	FK	Environmental Management/Wastewater	W	\$ 857,652	\$ 302	0.0%	\$ 886,236	\$ -	0.0%	\$ 886,236	\$ -	0.0%
HTH849	FB	Environmental Health Administration/Environmental Resources	A	\$ 130,896	\$ 32,278	24.66%	\$ 130,896	\$ 19,471	14.88%	\$ 130,896	\$ -	0.00%
HTH849	FB	Environmental Health Administration/Environmental Resources	W	\$ 575,772	\$ 50,430	8.76%	\$ 575,772	\$ 55,357	9.61%	\$ 575,772	\$ -	0.00%
HTH849	FC	Environmental Health Administration/Environmental Planning	A	\$ 60,024	\$ 2,723	4.54%	\$ 60,024	\$ -	0.00%	\$ 60,024	\$ -	0.00%
HTH849	FD	Environmental Health Administration/Hazard Evaluation and Emergency Response	A	\$ 1,005,996	\$ 2,643	0.26%	\$ 1,005,996	\$ -	0.00%	\$ 1,005,996	\$ -	0.00%
HTH849	FD	Environmental Health Administration/Hazard Evaluation and Emergency Response	W	\$ -	\$ 280	0.00%	\$ -	\$ -	0.00%	\$ -	\$ -	0.00%
HTH906	AC	State Health Planning & Development Agency	A	\$ 58,416	\$ 3,212	5.0%	\$ 58,884	\$ 5,054	9.0%	\$ 59,352	\$ 7,703	13.0%
HTH907	AB	General Administration - Administrative Services Office	A	\$ 3,093,135	\$ 341,438	11.0%	\$ 3,468,505	\$ 200,000	5.8%	\$ 3,504,741	\$ -	0.0%
HTH907	AG	General Administration - Health Information Systems Office	A	\$ 858,629	\$ 1,054	0.1%	\$ 858,629	\$ 1,000	0.1%	\$ 858,629	\$ -	0.0%
HTH907	AD	General Administration - Human Resources Office	A	\$ 1,356,599	\$ 31,498	2.3%	\$ 1,356,599	\$ 4,000	0.3%	\$ 1,370,165	\$ -	0.0%
HTH907	AN	Kauai District Health Office	A	\$ 519,110	\$ 350	0.1%	\$ 519,918	\$ -	0.0%	\$ 519,110	\$ -	0.0%

Department of Health
Active Contracts as of December 1, 2016

Table 16

Prog ID	MOF	Amount	Frequency (M/A/O)	Max Value	Outstanding Balance	Term of Contract			Entity	Contract Description	Explanation of How Contract is Monitored	POS Y/N	Category E/L/P/C/G/S
						Date Executed	From	To					
HTH100	A	\$ 65,000	O	Rate Schedule	\$ 47,705	7/1/2016	7/1/2016	6/30/2022	University, Clinical, Education and Research Associates	Medical services for Kalaupapa and Hale Mohalu patients.	Monthly review of patient status and outcomes by Governing Body and Medical Advisory Board. Invoices reviewed by facility nursing supervisor for accuracy prior to payment.	Y	S
HTH100	A	\$ 51,320	O	Rate Schedule	\$ 37,608	7/1/2011	7/1/2016	6/30/2017	Pharmacy Corporation of America dba PharMerica	Pharmaceutical products and services for Kalaupapa and Hale Mohalu patients.	Weekly review and reconciliation of patient medication orders. Invoices reviewed by facility nursing supervisor for accuracy prior to payment.	Y	G/S
HTH100	A	\$ 70,000	O	Rate Schedule	\$ 67,887	11/1/2012	11/1/2016	10/31/2018	Kamaka Air, Inc.	Air Cargo Transportation to/from Kalaupapa	Weekly air bills are reconciled against freight delivered.	N	S
HTH100	A	\$ 80,934	O	Rate Schedule	\$ -	4/1/2016	4/1/2016	3/31/2022	Alven Corporation dba Hawaii Logistic Services	Gasoline for Kalaupapa Settlement	Volume of gas delivered confirmed by Veeder Root reading (monitoring system) and manual stick reading.	N	G/S
HTH100	A	\$ 100,000	M	N/A	N/A	7/1/2011	7/1/2011	6/30/2017	Diagnostic Laboratory Services Inc	Laboratory Services	Bill verified by checking client referred for test and date of test.	Y	S
HTH100	N	\$ 664,417	M	N/A	N/A	7/1/2011	7/1/2011	6/30/2017	CVS Procare Pharmacy	Drug dispensing, insurance co payments, controlled substance drugs	Bill verified by dispensing amounts, insurance co payments and drugs ordered.	Y	G&S
HTH100	A	\$ 255,509	M	N/A	N/A	7/1/2011	7/1/2011	6/30/2017	Maui AIDS Foundation	Case management services for Maui county	Expenses checked against services provided.	Y	S
HTH100	A	\$ 436,928	M	N/A	N/A	8/1/2011	8/1/2011	7/31/2017	Gregory House programs	Housing assistance and rental subsidy	Expenses checked against services provided.	Y	S
HTH100	A	\$ 700,797	M	N/A	N/A	7/1/2011	7/1/2011	6/30/2017	Life Foundation	Case management services for Oahu	Expenses checked against services provided.	Y	S
HTH100	A	\$ 161,468	M	N/A	N/A	7/1/2011	7/1/2011	6/30/2017	Malama Pono Health Services	Case management services for Kauai county	Expenses checked against services provided.	Y	S
HTH100	A	\$ 366,269	M	N/A	N/A	7/1/2011	7/1/2011	6/30/2017	Hawaii Island HIV/AIDS Foundation	Case management services for Hawaii county	Expenses checked against services provided.	Y	S
HTH100	A	\$ 668,800	M	N/A	N/A	7/1/2013	7/1/2013	6/30/2017	Community Health Outreach Work Project	Outreach and syringe exchange program, drug treatment services	Expenses checked against services provided.	Y	S

Department of Health
Active Contracts as of December 1, 2016

Table 16

Prog ID	MOF	Amount	(M/A/O)	Max Value	Balance	Date Executed	From	To	Entity	Contract Description	Contract is Monitored	Y/N	E/L/P/C/G/S
HTH100	P	\$ 30,000	M	N/A	N/A	1/1/2011	1/1/2011	6/30/2017	Maui AIDS Foundation	HIV prevention services on Maui	Expenses checked against services provided.	Y	S
HTH100	P	\$ 30,000	M	N/A	N/A	4/1/2013	4/1/2013	6/30/2017	Malama Pono Health Services	HIV prevention service on Kauai	Expenses checked against services provided.	Y	S
HTH100	P	\$ 215,329	M	N/A	N/A	1/1/2011	1/1/2011	6/30/2017	Life Foundation	HIV prevention service on Oahu	Expenses checked against services provided.	Y	S
HTH100	P	\$ 50,000	M	N/A	N/A	4/1/2013	4/1/2013	6/30/2017	Hawaii Island HIV/AIDS Foundation	HIV prevention services on Hawaii	Expenses checked against services provided.	Y	S
HTH100	N	\$ 2,350,000	M	N/A	N/A	10/31/2014	10/31/2014	3/31/2017	Community Health Outreach Work Project	HIV care services statewide	Expenses checked against services provided.	Y	S
HTH131	N		M	\$ 939,991	\$ 720,711	11/17/2015	7/1/2016	6/30/2017	Hawaii Hospital Education and Research Foundation	Fund Healthcare Coalition Emergency Services	Monthly meetings, site visits, financial reports, inventory observation	Y	S
HTH131	N/P		O - when invoiced	\$ 423,751	\$ 118,000	7/8/2011	1/1/2016	12/31/2016	Consilience Software	Maven Software Enhancement and Maintenance	Software usage	Y	S
HTH131	N		M	\$ 37,085	\$ 32,597	1/11/2016	7/1/2016	6/30/2017	Imi Kala LLC	Rental of Maui District Health/PHP Office Space	Periodic meetings		L
HTH131	N		M	\$ 26,122	\$ 2,964	2/25/2016	7/1/2016	6/30/2017	DSR Logistics Co	Warehousing Service for SNS (Emergency Stockpile)	Monthly meetings	Y	S
HTH131	N		O - when invoiced	\$ 8,000	\$ 6,890	7/15/2016	7/1/2016	6/30/2017	Alliance Personnel	Temp Service for Stop-Flu-At-School Program	Daily supervision of personnel	Y	S
HTH131	N		O - when invoiced	\$ 48,000	\$ 48,000	10/3/2016	7/1/2016	6/30/2017	Hawaiian Telcom	Maintenance and Enhancement of Telephone Lines and Service	Periodic meetings	Y	S
HTH131	N		O - when invoiced	\$ 14,877	\$ 14,877	10/20/2016	7/1/2016	6/30/2017	Pacific Focus	Create Videos to Build Public Awareness of Infectious Diseases and Prevention	Periodic meetings and viewing of videos	Y	S
HTH131	N		A	\$ 25,000	\$ 25,000	12/6/2016	7/1/2016	6/30/2017	Honolulu Theater for Youth	Public Health Children and Family Education Messages via Theater and Digital Outreach	Periodic meetings and viewing of plays	Y	S
HTH131	N		O - when invoiced	\$ 17,805	\$ 8,903	9/23/2016	7/1/2016	6/30/2017	Rematics, LLC	Virtual Machine (VM) Annual Maintenance	Periodic meetings	Y	S
HTH131	N		O - when invoiced	\$ 143,764	\$ 130,748	10/1/2015	5/18/2015	5/17/2020	Queen's Medical Center	Training for EVD Response	Periodic meetings	Y	S
HTH131	P	\$ 49,000	O	\$ 49,000	\$ 49,000	6/26/2016	7/1/2016	6/30/2017	TBL LLC	Infection control assessments	Periodic Meetings	Y	S
HTH131	P	\$ 4,180	O	\$ 4,180	\$ 4,180	8/3/2016	7/1/2016	6/30/2017	ORION HEALTH INC.	computer systems consultation	Periodic Meetings	Y	S
HTH131	P	\$ 836	O	\$ 836	\$ 836	8/3/2016	7/1/2016	6/30/2017	ORION HEALTH INC.	computer systems consultation	Periodic Meetings	Y	S
HTH131	P	\$ 75,000	O	\$ 75,000	\$ 70,933	11/9/2016	7/1/2016	6/30/2017	RUNNING LOGISTICS	microbiological services	LPRP Manager	Y	S
HTH131	P	\$ 75,000	O	\$ 75,000	\$ 75,000	11/9/2016	7/1/2016	6/30/2017	RUNNING LOGISTICS	microbiological services	LPRP Manager	Y	S
HTH131	P	\$ 75,000	O	\$ 75,000	\$ 70,933	11/9/2016	7/1/2016	6/30/2017	RUNNING LOGISTICS	microbiological services	LPRP Manager	Y	S
HTH131	P	\$ 75,000	O	\$ 75,000	\$ 70,933	11/9/2016	7/1/2016	6/30/2017	RUNNING LOGISTICS	microbiological services	LPRP Manager	Y	S
HTH131	P	\$ 34,400	O	\$ 34,400	\$ 34,400	12/1/2016	7/1/2016	6/30/2017	PACIFIC RIM CONCEPTS	health care conference planner	Periodic Meetings	Y	S
HTH131	N		O	\$ 50,000	\$ 39,319	1/10/2011	12/31/2010	12/30/2015	PCF Virtual	Public Education Campaign	Financial Reports	Y	S
HTH131	N		O	\$ 50,000	\$ 25,892	1/10/2011	12/31/2010	12/30/2016	PCF Virtual	Public Education Campaign	Financial Reports	Y	S
HTH131	N		O	\$ 29,025	\$ 16,982	6/29/2011	6/1/2011	5/31/2014	HP Enterprise SE	Maintain & Enhance Registry	Periodic Meetings/Deliverables	Y	S
HTH131	N		O	\$ 196,829	\$ 22,149	6/29/2011	6/1/2011	5/31/2016	HP Enterprise SE	Maintain & Enhance Registry	Periodic Meetings/Deliverables	Y	S
HTH131	N		O	\$ 181,452	\$ 2	6/29/2011	6/1/2011	5/31/2016	HP Enterprise SE	Maintain & Enhance Registry	Periodic Meetings/Deliverables	Y	S

Department of Health
Active Contracts as of December 1, 2016

Table 16

Prog ID	MOF	Amount	(M/A/O)	Max Value	Balance	Date Executed	From	To	Entity	Contract Description	Contract is Monitored	Y/N	E/L/P/C/G/S
HTH131	N		O	\$ 202,553	\$ 76,273	6/29/2011	6/1/2011	1/31/2017	HP Enterprise SE	Maintain & Enhance Registry	Periodic Meetings/Deliverables	Y	S
HTH131	N		O	\$ 133,041	\$ 69,670	6/29/2011	6/1/2011	1/31/2017	HP Enterprise SE	Maintain & Enhance Registry	Periodic Meetings/Deliverables	Y	S
HTH131	N		O	\$ 14,984	\$ 14,984	8/18/2016	7/1/2016	6/30/2017	Printing Concepts	Printing Services	Financial Reports	Y	S
HTH420	A	\$ 354,007	M	Fee-for service contracts include fee schedules for contracted services and no maximum values.	Fee-for service contracts include fee schedules for contracted services and no maximum values.	8/31/2015	5/1/2015	4/30/2017	Alcoholic Rehabilitation Services of Hawaii Inc., dba Hina Mauka	Specialized Residential Services Program	On site monitoring conducted, claims are matched with service authorization.	Y	S
HTH420	A	\$ 316,684	M	Fee-for service contracts include fee schedules for contracted services and no maximum values.	Fee-for service contracts include fee schedules for contracted services and no maximum values.	7/24/2015	11/1/2013	10/31/2017	Aloha Care Homes Corporation	Extended Care Adult Residential Care Home (E-ARCH)	On site monitoring conducted, claims are matched with service authorization.	Y	S
HTH420	A	\$ 2,635,407	M	Fee-for service contracts include fee schedules for contracted services and no maximum values.	Fee-for service contracts include fee schedules for contracted services and no maximum values.	11/16/2012	4/1/2012	3/31/2017	Aloha House, Inc.	Community based case- management	On site monitoring conducted, claims are matched with service authorization.	Y	S
HTH420	A	\$ 58,629	M	Fee-for service contracts include fee schedules for contracted services and no maximum values.	Fee-for service contracts include fee schedules for contracted services and no maximum values.	11/9/2015	5/1/2015	4/30/2017	Aloha House, Inc.	Specialized Residential Services Program	On site monitoring conducted, claims are matched with service authorization.	Y	S
HTH420	A	\$ 1,295,501	M	Fee-for service contracts include fee schedules for contracted services and no maximum values.	Fee-for service contracts include fee schedules for contracted services and no maximum values.	2/26/2016	3/1/2016	2/28/2017	Aloha House, Inc.	Crisis Services	On site monitoring conducted, claims are matched with service authorization.	Y	S

Department of Health
Active Contracts as of December 1, 2016

Table 16

Prog ID	MOF	Amount	(M/A/O)	Max Value	Balance	Date Executed	From	To	Entity	Contract Description	Contract is Monitored	Y/N	E/L/P/C/G/S
HTH420	A	\$ 302,144	M	Fee-for service contracts include fee schedules for contracted services and no maximum values.	Fee-for service contracts include fee schedules for contracted services and no maximum values.	2/19/2014	11/1/2013	10/31/2017	APEX case management services	Registered nurse case management services	On site monitoring conducted, claims are matched with service authorization.	Y	S
HTH420	A	\$ 5,668,316	M	Fee-for service contracts include fee schedules for contracted services and no maximum values.	Fee-for service contracts include fee schedules for contracted services and no maximum values.	5/2/2014	4/1/2014	3/31/2017	Breaking Boundaries Recovery Services, Inc.	24 hour, 8-16 hour group home	On site monitoring conducted, claims are matched with service authorization.	Y	S
HTH420	A	\$ 225,436	M	Fee-for service contracts include fee schedules for contracted services and no maximum values.	Fee-for service contracts include fee schedules for contracted services and no maximum values.	7/2/2014	11/1/2013	10/31/2016	Caballero, Felicitas	E-ARCH	On site monitoring conducted, claims are matched with service authorization.	Y	S
HTH420	A	\$ 13,717,100	M	Fee-for service contracts include fee schedules for contracted services and no maximum values.	Fee-for service contracts include fee schedules for contracted services and no maximum values.	5/19/2012	4/1/2012	3/31/2017	Care Hawaii, Inc.	Community based case management	On site monitoring conducted, claims are matched with service authorization.	Y	S
HTH420	A	\$ 911,239	M	Fee-for service contracts include fee schedules for contracted services and no maximum values.	Fee-for service contracts include fee schedules for contracted services and no maximum values.	8/6/2014	4/1/2014	3/31/2017	Care Hawaii, Inc.	Therapeutic living program services	On site monitoring conducted, claims are matched with service authorization.	Y	S
HTH420	A	\$ 1,484,514	M	Fee-for service contracts include fee schedules for contracted services and no maximum values.	Fee-for service contracts include fee schedules for contracted services and no maximum values.	5/2/2014	4/1/2014	3/31/2017	CARE Hawaii, Inc.	24 hour, 8-16 hour group home	On site monitoring conducted, claims are matched with service authorization.	Y	S

Department of Health
Active Contracts as of December 1, 2016

Table 16

Prog ID	MOF	Amount	(M/A/O)	Max Value	Balance	Date Executed	From	To	Entity	Contract Description	Contract is Monitored	Y/N	E/L/P/C/G/S
HTH420	A	\$ 971,761	M	Fee-for service contracts include fee schedules for contracted services and no maximum values.	Fee-for service contracts include fee schedules for contracted services and no maximum values.	10/28/2015	5/1/2015	4/30/2017	CARE Hawaii, Inc.	Specialized residential services	On site monitoring conducted, claims are matched with service authorization.	Y	S
HTH420	A	\$ 3,524,547	M	Fee-for service contracts include fee schedules for contracted services and no maximum values.	Fee-for service contracts include fee schedules for contracted services and no maximum values.	2/18/2016	3/1/2016	2/28/2017	CARE Hawaii, Inc.	Crisis services	On site monitoring conducted, claims are matched with service authorization.	Y	S
HTH420	A	\$ 1,311,896	M	Fee-for service contracts include fee schedules for contracted services and no maximum values.	Fee-for service contracts include fee schedules for contracted services and no maximum values.	10/25/2013	9/1/2013	6/30/2017	CARE Hawaii, Inc.	Behavioral assessment	On site monitoring conducted, claims are matched with service authorization.	Y	S
HTH420	B	\$ -	M	\$ 94,685	\$ 94,685	6/13/2016	4/1/2016	3/31/2017	CARE Hawaii, Inc.	Homeless outreach, interim case management	On site monitoring conducted, expenditure reports are reviewed.	Y	S
HTH420	A	\$ 224,951	M	Fee-for service contracts include fee schedules for contracted services and no maximum values.	Fee-for service contracts include fee schedules for contracted services and no maximum values.	3/5/2014	11/1/2013	10/31/2017	Casil, Carmelita	E-ARCH	On site monitoring conducted, claims are matched with service authorization.	Y	S
HTH420	A	\$ 4,787,776	M	Fee-for service contracts include fee schedules for contracted services and no maximum values.	Fee-for service contracts include fee schedules for contracted services and no maximum values.	4/25/2012	4/1/2012	3/31/2017	Community Empowerment Resources	Community based case management	On site monitoring conducted, claims are matched with service authorization.	Y	S

Department of Health
Active Contracts as of December 1, 2016

Table 16

Prog ID	MOF	Amount	(M/A/O)	Max Value	Balance	Date Executed	From	To	Entity	Contract Description	Contract is Monitored	Y/N	E/L/P/C/G/S
HTH420	A	\$ 378,189	M	Fee-for service contracts include fee schedules for contracted services and no maximum values.	Fee-for service contracts include fee schedules for contracted services and no maximum values.	7/25/2014	11/1/2013	10/31/2017	Comprehensive Health Care Systems, LLC	Registered nurse case management services	On site monitoring conducted, claims are matched with service authorization.	Y	S
HTH420	A	\$ 319,465	M	Fee-for service contracts include fee schedules for contracted services and no maximum values.	Fee-for service contracts include fee schedules for contracted services and no maximum values.	2/18/2014	11/1/2013	10/31/2017	Dumlao, Rosana G. dba Rosana Dumlao Care Home	E-ARCH	On site monitoring conducted, claims are matched with service authorization.	Y	S
HTH420	A	\$ 110,520	M	Fee-for service contracts include fee schedules for contracted services and no maximum values.	Fee-for service contracts include fee schedules for contracted services and no maximum values.	4/2/2014	11/1/2013	10/31/2017	Esta, Lina Mabini dba Esta Care Home	E-ARCH	On site monitoring conducted, claims are matched with service authorization.	Y	S
HTH420	A	\$ 363,564	M	Fee-for service contracts include fee schedules for contracted services and no maximum values.	Fee-for service contracts include fee schedules for contracted services and no maximum values.	2/21/2014	11/1/2013	10/31/2017	Fajotina, Lilia dba Fajotina E-Arch	E-ARCH	On site monitoring conducted, claims are matched with service authorization.	Y	S
HTH420	A	\$ 2,091,344	M	Fee-for service contracts include fee schedules for contracted services and no maximum values.	Fee-for service contracts include fee schedules for contracted services and no maximum values.	2/1/2015	2/1/2015	1/31/2016	Global Medical Staffing, Inc.	Locum tenens psychiatric services (paid as services are provided)	On site monitoring conducted, claims are matched with service authorization.	Y	S
HTH420	B	\$ 22,125	M	Fee-for service contracts include fee schedules for contracted services and no maximum values.	Fee-for service contracts include fee schedules for contracted services and no maximum values.	2/1/2015	2/1/2015	1/31/2016	Global Medical Staffing, Inc.	Locum tenens psychiatric services (paid as services are provided)	On site monitoring conducted, claims are matched with service authorization.	Y	S

Department of Health
Active Contracts as of December 1, 2016

Table 16

Prog ID	MOF	Amount	(M/A/O)	Max Value	Balance	Date Executed	From	To	Entity	Contract Description	Contract is Monitored	Y/N	E/L/P/C/G/S
HTH420	A	\$ -	M	Fee-for service contracts include fee schedules for contracted services and no maximum values.	Fee-for service contracts include fee schedules for contracted services and no maximum values.	6/13/2016	2/1/2015	1/31/2017	Global Medical Staffing, Inc.	Fee-for-service -psychiatric services (paid as services are provided)	On site monitoring conducted, claims are matched with service authorization.	Y	S
HTH420	A	\$ 1,135,441	M	Fee-for service contracts include fee schedules for contracted services and no maximum values.	Fee-for service contracts include fee schedules for contracted services and no maximum values.	10/14/2015	2/1/2015	1/31/2017	Hawaii Health Systems Corp.	Acute psychiatric inpatient services (paid as services are provided)	On site monitoring conducted, claims are matched with service authorization.	Y	S
HTH420	B	\$ 376,018	M	Fee-for service contracts include fee schedules for contracted services and no maximum values.	Fee-for service contracts include fee schedules for contracted services and no maximum values.	10/14/2015	2/1/2015	1/31/2017	Hawaii Health Systems Corp.	Acute psychiatric inpatient services (paid as services are provided)	On site monitoring conducted, claims are matched with service authorization.	Y	S
HTH420	A	\$ 144,231	M	Fee-for service contracts include fee schedules for contracted services and no maximum values.	Fee-for service contracts include fee schedules for contracted services and no maximum values.	6/29/2016	4/1/2016	3/31/2017	Helping Hands Hawaii	Representative payee services	On site monitoring conducted, claims are matched with service authorization.	Y	S
HTH420	A	\$ 1,683,266	M	Fee-for service contracts include fee schedules for contracted services and no maximum values.	Fee-for service contracts include fee schedules for contracted services and no maximum values.	5/1/2012	4/1/2012	3/31/2017	Helping Hands Hawaii	Community based case management	On site monitoring conducted, claims are matched with service authorization.	Y	S
HTH420	A	\$ 39,174	M	Fee-for service contracts include fee schedules for contracted services and no maximum values.	Fee-for service contracts include fee schedules for contracted services and no maximum values.	7/8/2016	4/1/2016	3/31/2017	HOPE Services Hawaii, Inc	Representative payee services	On site monitoring conducted, claims are matched with service authorization.	Y	S

Department of Health
Active Contracts as of December 1, 2016

Table 16

Prog ID	MOF	Amount	(M/A/O)	Max Value	Balance	Date Executed	From	To	Entity	Contract Description	Contract is Monitored	Y/N	E/L/P/C/G/S
HTH420	B	\$ -	M	\$ 6,000	\$ 6,000	6/30/2016	4/1/2016	3/31/2017	HOPE Services Hawaii, Inc.	Homeless outreach, interim case management	On site monitoring conducted, expenditure reports are reviewed.	Y	S
HTH420	N	\$ -	M'	\$ 90,617	\$ 90,617	6/30/2016	4/1/2016	3/31/2017	HOPE Services Hawaii, Inc.	Homeless outreach, interim case management	On site monitoring conducted, expenditure reports are reviewed.	Y	S
HTH420	A	\$ 738,553	M	Fee-for service contracts include fee schedules for contracted services and no maximum values.	Fee-for service contracts include fee schedules for contracted services and no maximum values.	5/25/2012	4/1/2012	3/31/2017	IHS, The Institute for Human Services, Inc.	Community based case management	On site monitoring conducted, claims are matched with service authorization.	Y	S
HTH420	B	\$ 41,592	M	\$ 106,965	\$ 65,373	6/16/2016	4/1/2016	3/31/2017	IHS, The Institute for Human Services, Inc.	Homeless outreach, interim case management	On site monitoring conducted, claims are matched with service authorization.	Y	S
HTH420	A	\$ 1,140,782	M	Fee-for service contracts include fee schedules for contracted services and no maximum values.	Fee-for service contracts include fee schedules for contracted services and no maximum values.	4/1/2015	2/1/2015	1/31/2017	Jackson & Coker Locum Tenens, LLC	Locum tenens psychiatric services (paid as services are provided)	On site monitoring conducted, claims are matched with service authorization.	Y	S
HTH420	B	\$ 448,157	M	Fee-for service contracts include fee schedules for contracted services and no maximum values.	Fee-for service contracts include fee schedules for contracted services and no maximum values.	4/1/2015	2/1/2015	1/31/2017	Jackson & Coker Locum Tenens, LLC	Locum tenens psychiatric services (paid as services are provided)	On site monitoring conducted, claims are matched with service authorization.	Y	S
HTH420	A	\$ 501,325	M	Fee-for service contracts include fee schedules for contracted services and no maximum values.	Fee-for service contracts include fee schedules for contracted services and no maximum values.	3/19/2013	4/1/2012	3/31/2017	Kalihi-Palama Health Center	Community based case management	On site monitoring conducted, claims are matched with service authorization.	Y	S
HTH420	B	\$ -	M	\$ 3,000	\$ 3,000	6/13/2016	4/1/2016	3/31/2017	Kalihi-Palama Health Center	Homeless outreach, interim case management	On site monitoring conducted, expenditure reports are reviewed.	Y	S

Department of Health
Active Contracts as of December 1, 2016

Table 16

Prog ID	MOF	Amount	(M/A/O)	Max Value	Balance	Date Executed	From	To	Entity	Contract Description	Contract is Monitored	Y/N	E/L/P/C/G/S
HTH420	N	\$ -	M	\$ 106,516	\$ 106,516	6/13/2016	4/1/2016	3/31/2017	Kalihi-Palama Health Center	Homeless outreach, interim case management	On site monitoring conducted, expenditure reports are reviewed.	Y	S
HTH420	A	\$ 60,741	M	Fee-for service contracts include fee schedules for contracted services and no maximum values.	Fee-for service contracts include fee schedules for contracted services and no maximum values.	7/8/2016	4/1/2016	3/31/2017	Kokua Support Services	Representative payee services	On site monitoring conducted, claims are matched with service authorization.	Y	S
HTH420	A	\$ 83,522	M	Fee-for service contracts include fee schedules for contracted services and no maximum values.	Fee-for service contracts include fee schedules for contracted services and no maximum values.	6/13/2014	11/1/2013	10/31/2017	Laurena, Delia G. dba Adult Res Care Home	E-ARCH	On site monitoring conducted, claims are matched with service authorization.	Y	S
HTH420	A	\$ 237,761	M	Fee-for service contracts include fee schedules for contracted services and no maximum values.	Fee-for service contracts include fee schedules for contracted services and no maximum values.	2/27/2014	11/1/2013	10/31/2016	Lucas, Melanie	E-ARCH	On site monitoring conducted, claims are matched with service authorization.	Y	S
HTH420	A	\$ 347,981	M	Fee-for service contracts include fee schedules for contracted services and no maximum values.	Fee-for service contracts include fee schedules for contracted services and no maximum values.	3/19/2014	11/1/2013	10/31/2017	Mabini, Eden Sudical dba E Mabini Care Home	E-ARCH	On site monitoring conducted, claims are matched with service authorization.	Y	S
HTH420	A	\$ 2,260,504	M	Fee-for service contracts include fee schedules for contracted services and no maximum values.	Fee-for service contracts include fee schedules for contracted services and no maximum values.	8/6/2014	4/1/2014	3/31/2017	Mental Health Kokua	Therapeutic living program services	On site monitoring conducted, claims are matched with service authorization.	Y	S

Department of Health
Active Contracts as of December 1, 2016

Table 16

Prog ID	MOF	Amount	(M/A/O)	Max Value	Balance	Date Executed	From	To	Entity	Contract Description	Contract is Monitored	Y/N	E/L/P/C/G/S
HTH420	A	\$ 881,745	M	Fee-for service contracts include fee schedules for contracted services and no maximum values.	Fee-for service contracts include fee schedules for contracted services and no maximum values.	5/11/2012	4/1/2012	3/13/2017	Mental Health Kokua	Community based case management	On site monitoring conducted, claims are matched with service authorization.	Y	S
HTH420	B	\$ -	M	\$ 39,338	\$ 39,338	5/31/2016	4/1/2016	3/31/2017	Mental Health Kokua	Homeless outreach, interim case management	On site monitoring conducted, expenditure reports are reviewed.	Y	S
HTH420	N	\$ -	M	\$ 98,227	\$ 98,227	5/31/2016	4/1/2016	3/31/2017	Mental Health Kokua	Homeless outreach, interim case management	On site monitoring conducted, expenditure reports are reviewed.	Y	S
HTH420	A	\$ 8,652,776	M	Fee-for service contracts include fee schedules for contracted services and no maximum values.	Fee-for service contracts include fee schedules for contracted services and no maximum values.	5/7/2014	4/1/2014	3/31/2017	Mental Health Kokua	24 hour, 8-16 hour group home	On site monitoring conducted, claims are matched with service authorization.	Y	S
HTH420	B	\$ 3,260,963	M	Fee-for service contracts include fee schedules for contracted services and no maximum values.	Fee-for service contracts include fee schedules for contracted services and no maximum values.	5/7/2014	4/1/2014	3/31/2017	Mental Health Kokua	24 hour, 8-16 hour group home	On site monitoring conducted, claims are matched with service authorization.	Y	S
HTH420	N	\$ 1,229,900	M	Fee-for service contracts include fee schedules for contracted services and no maximum values.	Fee-for service contracts include fee schedules for contracted services and no maximum values.	5/7/2014	4/1/2014	3/31/2017	Mental Health Kokua	24 hour, 8-16 hour group home	On site monitoring conducted, claims are matched with service authorization.	Y	S
HTH420	A	\$ 557,602	M	Fee-for service contracts include fee schedules for contracted services and no maximum values.	Fee-for service contracts include fee schedules for contracted services and no maximum values.	9/23/2014	8/1/2014	7/31/2017	Mental Health Kokua	Peer Coaching	On site monitoring conducted, claims are matched with service authorization.	Y	S

Department of Health
Active Contracts as of December 1, 2016

Table 16

Prog ID	MOF	Amount	(M/A/O)	Max Value	Balance	Date Executed	From	To	Entity	Contract Description	Contract is Monitored	Y/N	E/L/P/C/G/S
HTH420	B	\$ 461,720	M	\$ 1,400,318	\$ 455,068	11/5/2014	6/1/2014	5/31/2017	Mental Health Kokua	Semi-Independent housing	On site monitoring conducted, expenditure reports are reviewed.	Y	S
HTH420	A	\$ -	M	\$ 914,921	\$ 914,921	9/24/2014	6/1/2014	5/31/2016	Mental Health Kokua	Supported Housing/Bridge Subsidy	On site monitoring conducted, claims are matched with service authorization.	Y	S
HTH420	A	\$ -	M	Fee-for service contracts include fee schedules for contracted services and no maximum values.	Fee-for service contracts include fee schedules for contracted services and no maximum values.	12/2/2016	4/1/2015	3/31/2017	Mental Health Kokua	Supported Employment	On site monitoring conducted, claims are matched with service authorization.	Y	S
HTH420	A	\$ 307,024	M	Fee-for service contracts include fee schedules for contracted services and no maximum values.	Fee-for service contracts include fee schedules for contracted services and no maximum values.	2/27/2014	11/1/2013	10/31/2017	Monegas, Brenda Magno dba Monegas Care Home	E-ARCH	On site monitoring conducted, claims are matched with service authorization.	Y	S
HTH420	A	\$ 81,287	M	Fee-for service contracts include fee schedules for contracted services and no maximum values.	Fee-for service contracts include fee schedules for contracted services and no maximum values.	6/10/2014	11/1/2013	10/31/2017	Mukai, Joyce R	Registered nurse case management services	Claims are matched with service authorizations.	Y	S
HTH420	A	\$ 18,606,902	M	Fee-for service contracts include fee schedules for contracted services and no maximum values.	Fee-for service contracts include fee schedules for contracted services and no maximum values.	4/26/2012	4/1/2012	3/31/2017	North Shore Mental Health, Inc.	Community based case management	On site monitoring conducted, claims are matched with service authorization.	Y	S
HTH420	A	\$ 370,487	M	Fee-for service contracts include fee schedules for contracted services and no maximum values.	Fee-for service contracts include fee schedules for contracted services and no maximum values.	3/18/2014	11/1/2013	10/31/2017	Ohana Hale Arch/Expanded Arch, LLC	E-ARCH	On site monitoring conducted, claims are matched with service authorization.	Y	S

Department of Health
Active Contracts as of December 1, 2016

Table 16

Prog ID	MOF	Amount	(M/A/O)	Max Value	Balance	Date Executed	From	To	Entity	Contract Description	Contract is Monitored	Y/N	E/L/P/C/G/S
HTH420	A	\$ 1,498,306	M	Fee-for service contracts include fee schedules for contracted services and no maximum values.	Fee-for service contracts include fee schedules for contracted services and no maximum values.	12/20/2015	5/1/2015	4/30/2017	Po'ailani, Inc.	Specialized residential services	On site monitoring conducted, claims are matched with service authorization.	Y	S
HTH420	A	\$ 228,636	M	Fee-for service contracts include fee schedules for contracted services and no maximum values.	Fee-for service contracts include fee schedules for contracted services and no maximum values.	5/7/2014	11/1/2013	10/31/2017	Prieto, Gloria Albano dba Prieto ARCH & Expanded Care ARCH	E-ARCH	On site monitoring conducted, claims are matched with service authorization.	Y	S
HTH420	A	\$ 500,000	M	Fee-for service contracts include fee schedules for contracted services and no maximum values.	Fee-for service contracts include fee schedules for contracted services and no maximum values.	12/29/2015	5/1/2015	4/30/2017	The Queen's Medical Center	Intensive outpatient hospital services	On site monitoring conducted, claims are matched with service authorization.	Y	S
HTH420	A	\$ 410,649	M	Fee-for service contracts include fee schedules for contracted services and no maximum values.	Fee-for service contracts include fee schedules for contracted services and no maximum values.	3/28/2014	11/1/2014	10/31/2017	Raguindin, Belma A dba Raguindin Malama Kauhale Arch	E-ARCH	On site monitoring conducted, claims are matched with service authorization.	Y	S
HTH420	A	\$ 325,369	M	Fee-for service contracts include fee schedules for contracted services and no maximum values.	Fee-for service contracts include fee schedules for contracted services and no maximum values.	3/6/2014	11/1/2013	10/31/2017	Ramiro, Jean Reyes dba J.R.R. Carehome	E-ARCH	On site monitoring conducted, claims are matched with service authorization.	Y	S
HTH420	A	\$ 165,495	M	Fee-for service contracts include fee schedules for contracted services and no maximum values.	Fee-for service contracts include fee schedules for contracted services and no maximum values.	3/19/2014	11/1/2013	10/31/2017	Sagadraca, Aurora A dba Sagadraca Care Home	E-ARCH	On site monitoring conducted, claims are matched with service authorization.	Y	S

Department of Health
Active Contracts as of December 1, 2016

Table 16

Prog ID	MOF	Amount	(M/A/O)	Max Value	Balance	Date Executed	From	To	Entity	Contract Description	Contract is Monitored	Y/N	E/L/P/C/G/S	
HTH420	A	\$ 58,650	M	Fee-for service contracts include fee schedules for contracted services and no maximum values.	Fee-for service contracts include fee schedules for contracted services and no maximum values.		11/1/2014	10/31/2017	Special Education Center of Hawaii	Adult Day Services	On site monitoring conducted, claims are matched with service authorization.	Y	S	
HTH420	A	\$ 2,739,308	M	Fee-for service contracts include fee schedules for contracted services and no maximum values.	Fee-for service contracts include fee schedules for contracted services and no maximum values.	8/29/2014	6/1/2014	5/31/2017	Steadfast Housing Development Corp.	Supported Housing/Bridge Subsidy	On site monitoring conducted, claims are matched with service authorization.	Y	S	
HTH420	B	\$ 755,545	M	Fee-for service contracts include fee schedules for contracted services and no maximum values.	Fee-for service contracts include fee schedules for contracted services and no maximum values.	8/29/2014	6/1/2014	5/31/2017	Steadfast Housing Development Corp.	Supported Housing/Bridge Subsidy	On site monitoring conducted, claims are matched with service authorization.	Y	S	
HTH420	A	\$ 1,699,690	M		\$ 1,784,568	\$ 84,878	9/18/2014	6/1/2014	5/31/2017	Steadfast Housing Development Corp.	Semi-Independent housing	On site monitoring conducted, claims are matched with service authorization.	Y	S
HTH420	B	\$ 1,261,840	M		\$ 1,390,835	\$ 128,995	9/18/2014	6/1/2014	5/31/2017	Steadfast Housing Development Corp.	Semi-Independent housing	On site monitoring conducted, claims are matched with service authorization.	Y	S
HTH420	A	\$ 18,969	M	Fee-for service contracts include fee schedules for contracted services and no maximum values.	Fee-for service contracts include fee schedules for contracted services and no maximum values.		4/1/2015	3/31/2016	Steadfast Housing Development Corp.	Supported Employment	On site monitoring conducted, claims are matched with service authorization.	Y	S	
HTH420	A	\$ 1,545,232	M	Fee-for service contracts include fee schedules for contracted services and no maximum values.	Fee-for service contracts include fee schedules for contracted services and no maximum values.	5/27/2014	4/1/2014	3/31/2017	Steadfast Housing Development Corp.	24 hour, 8-16 hour group home	On site monitoring conducted, claims are matched with service authorization.	Y	S	

Department of Health
Active Contracts as of December 1, 2016

Table 16

Prog ID	MOF	Amount	(M/A/O)	Max Value	Balance	Date Executed	From	To	Entity	Contract Description	Contract is Monitored	Y/N	E/L/P/C/G/S
HTH420	A	\$ 39,912	M	Fee-for service contracts include fee schedules for contracted services and no maximum values.	Fee-for service contracts include fee schedules for contracted services and no maximum values.	2/1/2016	11/1/2013	10/31/2016	Talavera, Elsa P. dba Island Care Management	Registered nurse case management services	On site monitoring conducted, claims are matched with service authorization.	Y	S
HTH420	A	\$ 127,486	M	Fee-for service contracts include fee schedules for contracted services and no maximum values.	Fee-for service contracts include fee schedules for contracted services and no maximum values.	3/19/2014	11/1/2013	10/31/2017	Vargas, Levy dba Vargas Care Home	E-ARCH	On site monitoring conducted, claims are matched with service authorization.	Y	S
HTH420	A	\$ 2,742,300	M	Fee-for service contracts include fee schedules for contracted services and no maximum values.	Fee-for service contracts include fee schedules for contracted services and no maximum values.	5/2/2014	4/1/2014	3/31/2017	Waianae Coast Community Mental Health Center, Inc.	24 hour, 8-16 hour group home	On site monitoring conducted, claims are matched with service authorization.	Y	S
HTH420	B	\$ -	M	\$ 117,587	\$ 117,587	7/7/2016	4/1/2016	3/31/2017	Waianae Coast Community Mental Health Center, Inc.	Homeless outreach, interim case management	On site monitoring conducted, expenditure reports are reviewed.	Y	S
HTH420	A	\$ 745,763	M	\$ 751,077	\$ 5,314	2/2/2009	4/1/2009	1/31/2017	Schuyler E Cole	Clinic, Clubhouse lease	Individual invoices are audited for accuracy and completeness.	N	L
HTH420	A	\$ 401,249	M	\$ 419,593	\$ 18,344	6/5/2012	11/1/2011	3/31/2017	Wilcox Seed Building	Clinic lease	Individual invoices are audited for accuracy and completeness.	N	L
HTH420	A	\$ 172,664	M	\$ 190,106	\$ 17,442	5/17/2011	1/1/2011	11/30/2017	Pahoa Village Center	Clinic lease	Individual invoices are audited for accuracy and completeness.	N	L
HTH420	A	\$ 39,411	M	\$ 44,984	\$ 5,573	11/9/2011	1/1/2012	12/31/2017	J. Walter Cameron	Office lease	Individual invoices are audited for accuracy and completeness.	N	L
HTH420	A	\$ 31,820	M	\$ 38,442	\$ 6,622	11/9/2011	1/1/2012	12/31/2017	J. Walter Cameron	Office lease	Individual invoices are audited for accuracy and completeness.	N	L
HTH420	N	\$ -	M	\$ 608,000	\$ 608,000	8/22/2016	8/22/2016	until terminated	City & County of Honolulu	Emergency psychological services, jail diversion program	Individual invoices are audited for accuracy and completeness.	Y	S

Department of Health
Active Contracts as of December 1, 2016

Table 16

Prog ID	MOF	Amount	(M/A/O)	Max Value	Balance	Date Executed	From	To	Entity	Contract Description	Contract is Monitored	Y/N	E/L/P/C/G/S
HTH 430	A	\$ 1,311,653	M	Contract includes price lists for contracted goods and no maximum values.	Contract includes price lists for contracted goods and no maximum values.	5/1/2013	5/1/2013	4/30/2017	Kerr Pacific Corporation dba HFM Food Service	Non perishable frozen foods	Contracts are monitored by auditing individual invoices for accuracy and completeness.	N	G
HTH 430	A	\$ 344	M	Fee-for-service contracts include fee schedules for contracted services and no maximum values.	Fee-for-service contracts include fee schedules for contracted services and no maximum values.	10/31/2016	7/1/2016	6/30/2017	Koolau Women's Health Care Inc	Medical services	Contract is monitored by auditing individual invoices for accuracy and completeness.	Y	S
HTH 430	A	\$ 2,618	A	\$ 2,618	\$ -	10/1/2016	10/1/2016	9/30/2017	Leong, Lance	Newspaper subscription	Contract is monitored by auditing individual invoices for accuracy and completeness.	N	S
HTH 430	A	\$ 1,200	M	Fee-for-service contracts include fee schedules for contracted services and no maximum values.	Fee-for-service contracts include fee schedules for contracted services and no maximum values.	7/22/2016	7/1/2016	6/30/2017	Lumeng, James MD	Specialty medical services	Contract is monitored by auditing individual invoices for accuracy and completeness.	Y	S
HTH 430	A	\$ -	M	Fee-for-service contracts include fee schedules for contracted services and no maximum values.	Fee-for-service contracts include fee schedules for contracted services and no maximum values.	8/6/2015	6/1/2015	1/31/2017	MSI Systems Corp dba Medical Search International	Psychiatric services	Contract is monitored by auditing individual invoices for accuracy and completeness.	Y	S
HTH 430	A	\$ -	M	Fee-for-service contracts include fee schedules for contracted services and no maximum values.	Fee-for-service contracts include fee schedules for contracted services and no maximum values.	11/8/2016	7/1/2016	6/30/2017	Murray, Patrick C MD, LLC	Medical services	Contract is monitored by auditing individual invoices for accuracy and completeness.	Y	S

Department of Health
Active Contracts as of December 1, 2016

Table 16

Prog ID	MOF	Amount	(M/A/O)	Max Value	Balance	Date Executed	From	To	Entity	Contract Description	Contract is Monitored	Y/N	E/L/P/C/G/S
HTH 430	A	\$ 382,237	M	Fee-for-service contracts include fee schedules for contracted services and no maximum values.	Fee-for-service contracts include fee schedules for contracted services and no maximum values.	8/6/2013	6/1/2013	5/31/2017	Na Kahu Malama Nurses, Inc.	Agency nursing services	Contract is monitored by auditing individual invoices for accuracy and completeness.	Y	S
HTH 430	A	\$ 3,000	M	\$ 18,000	\$ 15,000	8/8/2016	8/9/2016	8/8/2017	NCNS Environmental Inc	Removal of biohazardous waste	Contract is monitored by auditing individual invoices for accuracy and completeness.	N	S
HTH 430	A	\$ 1,025	M	\$ 4,920	\$ 3,895	7/22/2016	7/1/2016	6/30/2017	Nishida, Nicole	Monthly stipend for volunteer services	Contract is monitored by auditing individual invoices for accuracy and completeness.	N	S
HTH 430	A	\$ -	M	Fee-for-service contracts include fee schedules for contracted services and no maximum values.	Fee-for-service contracts include fee schedules for contracted services and no maximum values.	11/29/2016	7/1/2016	6/30/2017	Pacific Anesthesia Inc	Medical services	Contract is monitored by auditing individual invoices for accuracy and completeness.	Y	S
HTH 430	A	\$ 14,610,646	M	Fee-for-service contracts include fee schedules for contracted services and no maximum values.	Fee-for-service contracts include fee schedules for contracted services and no maximum values.	6/25/2012	4/1/2012	3/31/2017	Pharmacy Corporation of America dba PharMerica/Kaneohe	Pharmacy services, drugs and biologics	Contract is monitored by auditing individual invoices for accuracy and completeness.	Y	G, S
HTH 430	A	\$ 653,105	M	Fee-for-service contracts include fee schedules for contracted services and no maximum values.	Fee-for-service contracts include fee schedules for contracted services and no maximum values.	10/8/2015	4/1/2015	3/31/2017	The Queens Medical Center	Medical services	Contract is monitored by auditing individual invoices for accuracy and completeness.	Y	S
HTH 430	A	\$ 6,790,164	M	Fee-for-service contracts include fee schedules for contracted services and no maximum values.	Fee-for-service contracts include fee schedules for contracted services and no maximum values.	8/6/2013	6/1/2013	5/31/2017	RCM Technologies (USA), Inc. dba RCM Health Care	Agency nursing services	Contract is monitored by auditing individual invoices for accuracy and completeness.	Y	S

Department of Health
Active Contracts as of December 1, 2016

Table 16

Prog ID	MOF	Amount	(M/A/O)	Max Value	Balance	Date Executed	From	To	Entity	Contract Description	Contract is Monitored	Y/N	E/L/P/C/G/S
HTH 430	A	\$ -	M	\$ 67,329	\$ 67,329	11/4/2016	12/1/2016	11/30/2017	Rolloffs Hawaii, LLC	Refuse collection services	Contract is monitored by auditing individual invoices for accuracy and completeness.	N	S
HTH 430	A	\$ 615	M	\$ 4,920	\$ 4,305	7/22/2016	7/1/2016	6/30/2017	Roman, Angeline	Monthly stipend for volunteer services	Contract is monitored by auditing individual invoices for accuracy and completeness.	N	S
HTH 430	A	\$ 4,800	M	Fee-for-service contracts include fee schedules for contracted services and no maximum values.	Fee-for-service contracts include fee schedules for contracted services and no maximum values.	7/22/2016	7/1/2016	6/30/2017	Sakuda, Jon	Specialty medical services	Contract is monitored by auditing individual invoices for accuracy and completeness.	Y	S
HTH 430	A	\$ 3,600	M	Fee-for-service contracts include fee schedules for contracted services and no maximum values.	Fee-for-service contracts include fee schedules for contracted services and no maximum values.	7/22/2016	7/1/2016	6/30/2017	Sakuda, Ken	Specialty medical services	Contract is monitored by auditing individual invoices for accuracy and completeness.	Y	S
HTH 430	A	\$ 17,182	M	\$ 21,409	\$ 4,227	5/20/2014	5/1/2014	4/30/2017	Schindler Elevator Corporation	Elevator maintenance	Contract is monitored by auditing individual invoices for accuracy and completeness.	N	S
HTH 430	A	\$ 29,157	A	\$ 29,157	\$ -	7/11/2016	7/1/2016	6/30/2017	SimplexGrinnell, LP	Fire alarm system maintenance	Contract is monitored by auditing individual invoices for accuracy and completeness.	N	S
HTH 430	A	\$ 915,701	M	\$ 2,046,802	\$ 1,131,101	6/6/2016	5/1/2016	4/30/2017	Star Protection Agency LLC	Security services	Contract is monitored by auditing individual invoices for accuracy and completeness.	N	S
HTH 430	A	\$ 11,185,830	M	Fee-for-service contracts include fee schedules for contracted services and no maximum values.	Fee-for-service contracts include fee schedules for contracted services and no maximum values.	6/28/2016	12/1/2015	6/30/2017	Sutter Health Pacific	Psychiatric inpatient services	On site monitoring conducted, claims are matched with service authorization.	Y	S

Department of Health
Active Contracts as of December 1, 2016

Table 16

Prog ID	MOF	Amount	(M/A/O)	Max Value	Balance	Date Executed	From	To	Entity	Contract Description	Contract is Monitored	Y/N	E/L/P/C/G/S
HTH 430	A	\$ -	M	Fee-for-service contracts include fee schedules for contracted services and no maximum values.	Fee-for-service contracts include fee schedules for contracted services and no maximum values.	11/29/2016	7/1/2016	6/30/2017	Tam, Roland FS, MD	Medical services	Contract is monitored by auditing individual invoices for accuracy and completeness.	Y	S
HTH440	A	\$ 97,486	M	\$ 307,034	\$ 209,548	10/22/2013	7/1/2016	6/30/2017	Big Island Substance Abuse Council	Adult , ICM Case Mgmt & Dual Diagnosis Substance Abuse Treatment Services	desk review	Y	S
HTH440	N	\$ 53,718	M	\$ 130,000	\$ 76,282	10/22/2013	7/1/2016	6/30/2017	Big Island Substance Abuse Council	Adult Substance Abuse Treatment Services	desk review	Y	S
HTH440	A	\$ 583,810	M	\$ 1,559,000	\$ 975,190	8/14/2013	7/1/2016	6/30/2017	Big Island Substance Abuse Council	Adolescent School & Community Based Substance Abuse Treatment Services	desk review	Y	S
HTH440	A	\$ 99,863	M	\$ 238,423	\$ 138,380	8/14/2013	7/1/2016	6/30/2017	Big Island Substance Abuse Council	Specialized Substance Abuse Treatment Svcs for PPWC	desk review	Y	S
HTH440	N	\$ 30,000	M	\$ 30,000	\$ -	8/14/2013	7/1/2016	6/30/2017	Big Island Substance Abuse Council	Specialized Substance Abuse Treatment Svcs for PPWC	desk review	Y	S
HTH440	A	\$ 64,062	M	\$ 70,000	\$ 5,938	1/22/2014	7/1/2016	6/30/2017	Big Island Substance Abuse Council	Adult Substance Abuse Treatment Services, TLP	desk review	Y	S
HTH440	N	\$ 29,050	M	\$ 100,000	\$ 70,950	1/22/2014	7/1/2016	6/30/2017	Big Island Substance Abuse Council	Adult Substance Abuse Treatment Services, TLP	desk review	Y	S
HTH440	A	\$ -	M	\$ 56,392	\$ 56,392	10/17/2013	7/1/2016	6/30/2017	Bridge House, Inc.	Adult Substance Abuse Treatment Services	desk review	Y	S
HTH440	N	\$ 66,997	M	\$ 143,608	\$ 76,611	10/17/2013	7/1/2016	6/30/2017	Bridge House, Inc.	Adult Substance Abuse Treatment Services	desk review	Y	S
HTH440	A	\$ -	M	\$ 155,000	\$ 155,000	12/20/2013	7/1/2016	6/30/2017	Care Hawaii, Inc.	Adolescent Community Based Substance Abuse Treatment Services	desk review	Y	S
HTH440	A	\$ 56,930	M	\$ 83,000	\$ 26,070	11/13/2013	7/1/2016	6/30/2017	Care Hawaii, Inc.	Dual Diagnosis SA Treatment Svcs	desk review	Y	S
HTH440	A	\$ 174,954	M	\$ 545,000	\$ 370,046	12/16/2013	7/1/2016	6/30/2017	Care Hawaii, Inc.	ICM Case Management Services	desk review	Y	S
HTH440	A	\$ 43,127	M	\$ 82,000	\$ 38,873	10/16/2013	7/1/2016	6/30/2017	Ho'omau Ke Ola	Adult Substance Abuse Treatment Services	desk review	Y	S
HTH440	N	\$ 20,064	M	\$ 100,000	\$ 79,936	10/16/2013	7/1/2016	6/30/2017	Ho'omau Ke Ola	Adult Substance Abuse Treatment Services	desk review	Y	S
HTH440	A	\$ 52,052	M	\$ 133,354	\$ 81,302	12/20/2013	7/1/2016	6/30/2017	Ho'omau Ke Ola	Adult Substance Abuse Treatment Services	desk review	Y	S
HTH440	N	\$ 166,894	M	\$ 350,000	\$ 183,106	12/20/2013	7/1/2016	6/30/2017	Ho'omau Ke Ola	Adult Substance Abuse Treatment Services	desk review	Y	S
HTH440	A	\$ -	M	\$ 150,000	\$ 150,000	12/18/2013	7/1/2015	6/30/2016	Oxford House, Inc.	Group Recovery Homes	desk review	Y	S
HTH440	N	\$ -	M	\$ 68,000	\$ 68,000	12/18/2013	7/1/2015	6/30/2016	Oxford House, Inc.	Group Recovery Homes	desk review	Y	S
HTH440	A	\$ 229,128	M	\$ 1,165,000	\$ 935,872	10/16/2013	7/1/2016	6/30/2017	Salvation Army Family Intervention Services	Adult Substance Abuse Treatment Services	desk review	Y	S
HTH440	N	\$ 108,830	M	\$ 427,000	\$ 318,170	10/16/2013	7/1/2016	6/30/2017	Salvation Army Family Intervention Services	Adult Substance Abuse Treatment Services	desk review	Y	S
HTH440	A	\$ 170,146	M	\$ 265,000	\$ 94,854	12/20/2013	7/1/2016	6/30/2017	Salvation Army Family Intervention Services	ICM Case Management Services	desk review	Y	S
HTH440	N	\$ -	M	\$ 361,660	\$ 361,660	12/20/2013	7/1/2016	6/30/2017	Salvation Army Family Intervention Services	ICM Case Management Services	desk review	Y	S
HTH440	A	\$ 65,688	M	\$ 200,000	\$ 134,312	9/26/2012	7/1/2016	6/30/2017	Salvation Army Family Intervention Services	Alcohol and Drug Abuse Prevention Services	desk review	Y	S

Department of Health
Active Contracts as of December 1, 2016

Table 16

Prog ID	MOF	Amount	(M/A/O)	Max Value	Balance	Date Executed	From	To	Entity	Contract Description	Contract is Monitored	Y/N	E/L/P/C/G/S
HTH440	A	\$ 181,182	M	\$ 1,510,861	\$ 1,329,679	10/11/2013	7/1/2016	6/30/2017	Salvation Army Family Treatment Services	Dual Diagnosis & Specialized Substance Abuse Treatment Services	desk review	Y	S
HTH440	N	\$ 138,251	M	\$ 456,698	\$ 318,447	10/11/2013	7/1/2016	6/30/2017	Salvation Army Family Treatment Services	Dual Diagnosis & Specialized Substance Abuse Treatment Services	desk review	Y	S
HTH440	N	\$ -	M	\$ 76,000	\$ 76,000	10/28/2015	7/1/2016	6/30/2017	University of Hawaii	Tobacco SYNAR	desk review	Y	G
HTH440	A	\$ 74,418	M	\$ 220,000	\$ 145,582	9/14/2012	7/1/2016	6/30/2017	Boys and Girls Club of the Big Island	Substance Abuse Prevention Services	desk review	Y	S
HTH440	A	\$ 66,692	M	\$ 378,829	\$ 312,137	10/14/2013	7/1/2016	6/30/2017	Waikiki Health Center	Early Intervention Services for HIV	desk review	Y	S
HTH440	A	\$ 2,367	M	\$ 70,000	\$ 67,633	3/14/2014	7/1/2016	6/30/2017	Mental Health Kokua	Integrated Case Management-Case Management Services	desk review	Y	S
HTH440	N	\$ -	M	\$ 115,000	\$ 88,319	8/30/2012	7/1/2016	6/30/2017	University of Hawaii, Hilo Lanakila Learning Center	Substance Abuse Prevention Services	desk review	Y	S
HTH440	N	\$ 9,777	M	\$ 80,000	\$ 70,223	7/6/2012	7/1/2016	6/30/2017	Catholic Charities HI	Substance Abuse Prevention Services - Elderly	desk review	Y	S
HTH440	N	\$ 72,089	M	\$ 400,000	\$ 327,911	7/17/2012	7/1/2016	6/30/2017	Alu Like, Inc.	Substance Abuse Prevention Services	desk review	Y	S
HTH440	A	\$ 13,105	M	\$ 180,000	\$ 166,895	7/25/2012	7/1/2016	6/30/2017	The Alcoholic Rehabilitation Services of Hawaii, Inc. dba Hina Mauka	Substance Abuse Prevention Services	desk review	Y	S
HTH440	A	\$ -	M	\$ 100,000	\$ 100,000	12/1/2013	7/1/2016	6/30/2017	The Alcoholic Rehabilitation Services of Hawaii, Inc. dba Hina Mauka	Substance Abuse Treatment Services	desk review	Y	S
HTH440	N	\$ 91,140	M	\$ 500,000	\$ 408,860	12/1/2013	7/1/2016	6/30/2017	The Alcoholic Rehabilitation Services of Hawaii, Inc. dba Hina Mauka	Substance Abuse Treatment Services	desk review	Y	S
HTH440	A	\$ 7,060	M	\$ 485,000	\$ 477,940	10/21/2013	7/1/2016	6/30/2017	The Alcoholic Rehabilitation Services of Hawaii, Inc. dba Hina Mauka	Substance Abuse Treatment Services	desk review	Y	S
HTH440	N	\$ 46,480	M	\$ 210,000	\$ 163,520	10/21/2013	7/1/2016	6/30/2017	The Alcoholic Rehabilitation Services of Hawaii, Inc. dba Hina Mauka	Substance Abuse Treatment Services	desk review	Y	S
HTH440	A	\$ -	M	\$ 1,890,000	\$ 1,890,000	9/9/2013	7/1/2016	6/30/2017	The Alcoholic Rehabilitation Services of Hawaii, Inc. dba Hina Mauka	Substance Abuse Treatment Services	desk review	Y	S
HTH440	A	\$ 26,767	M	\$ 1,620,000	\$ 1,593,233	9/9/2013	7/1/2016	6/30/2017	The Alcoholic Rehabilitation Services of Hawaii, Inc. dba Hina Mauka	Substance Abuse Treatment Services	desk review	Y	S
HTH440	A	\$ 83,661	M	\$ 330,000	\$ 246,339	1/22/2014	7/1/2016	6/30/2017	The Alcoholic Rehabilitation Services of Hawaii, Inc. dba Hina Mauka	Substance Abuse Treatment Services	desk review	Y	S
HTH440	A	\$ -	M	\$ 150,000	\$ 150,000	8/26/2014	7/1/2016	6/30/2017	Family Drug Court-1st Circuit Court	Substance Abuse Treatment Services	desk review	Y	G
HTH440	A	\$ 620	M	\$ 100,000	\$ 99,380	12/1/2013	7/1/2016	6/30/2017	IHS, The Institute for Human Services, Inc.	Substance Abuse Treatment Services	desk review	Y	S
HTH440	A	\$ 5,088	M	\$ 100,000	\$ 94,912	10/16/2013	7/1/2016	6/30/2017	IHS, The Institute for Human Services, Inc.	Substance Abuse Treatment Services	desk review	Y	S

Department of Health
Active Contracts as of December 1, 2016

Table 16

Prog ID	MOF	Amount	(M/A/O)	Max Value	Balance	Date Executed	From	To	Entity	Contract Description	Contract is Monitored	Y/N	E/L/P/C/G/S
HTH440	A	\$ 23,328	M	\$ 90,000	\$ 66,672	10/16/2013	7/1/2016	6/30/2017	Hale Ho'okupa'a	Substance Abuse Treatment Services	desk review	Y	S
HTH440	A	\$ 18,438	M	\$ 98,604	\$ 80,166	8/22/2013	7/1/2016	6/30/2017	Ka Hale Pomaikai, Inc.	Substance Abuse Treatment Services	desk review	Y	S
HTH440	N	\$ 21,401	M	\$ 72,401	\$ 51,000	8/22/2013	7/1/2016	6/30/2017	Ka Hale Pomaikai, Inc.	Substance Abuse Treatment Services	desk review	Y	S
HTH440	A	\$ 27,021	M	\$ 50,628	\$ 23,607	8/22/2013	7/1/2016	6/30/2017	Ka Hale Pomaikai, Inc.	Substance Abuse Treatment Services	desk review	Y	S
HTH440	N	\$ -	M	\$ 50,000	\$ 50,000	8/22/2013	7/1/2016	6/30/2017	Ka Hale Pomaikai, Inc.	Substance Abuse Treatment Services	desk review	Y	S
HTH440	A	\$ 15,405	M	\$ 34,071	\$ 18,666	9/5/2013	7/1/2016	6/30/2017	Ku Aloha Ola Mau	Substance Abuse Treatment Services	desk review	Y	S
HTH440	N	\$ 100,518	M	\$ 200,000	\$ 99,482	9/5/2013	7/1/2016	6/30/2017	Ku Aloha Ola Mau	Substance Abuse Treatment Services	desk review	Y	S
HTH440	A	\$ 43,102	M	\$ 211,000	\$ 167,898	9/5/2013	7/1/2016	6/30/2017	Ku Aloha Ola Mau	Substance Abuse Treatment Services	desk review	Y	S
HTH440	N	\$ 80,519	M	\$ 98,122	\$ 17,603	9/5/2013	7/1/2016	6/30/2017	Ku Aloha Ola Mau	Substance Abuse Treatment Services	desk review	Y	S
HTH440	A	\$ 29,111	M	\$ 100,000	\$ 70,889	9/25/2012	7/1/2016	6/30/2017	Maui Economic Opportunity, Inc.	Substance Abuse Prevention Services	desk review	Y	S
HTH440	A	\$ -	M	\$ 135,000	\$ 135,000	10/16/2013	7/1/2016	6/30/2017	Ohana Makamae, Inc.	Substance Abuse Treatment Services	desk review	Y	S
HTH440	A	\$ -	M	\$ 80,000	\$ 80,000	10/16/2013	7/1/2016	6/30/2017	Ohana Makamae, Inc.	Substance Abuse Treatment Services	desk review	Y	S
HTH440	A	\$ 89,783	M	\$ 143,022	\$ 53,239	9/9/2013	7/1/2016	6/30/2017	Women In Need (WIN)	Substance Abuse Treatment Services	desk review	Y	S
HTH440	N	\$ 92,603	M	\$ 187,003	\$ 94,400	9/9/2013	7/1/2016	6/30/2017	Women In Need (WIN)	Substance Abuse Treatment Services	desk review	Y	S
HTH440	N	\$ 22,667	M	\$ 210,000	\$ 187,333	8/1/2011	7/1/2016	6/30/2017	University of Hawaii	Substance Abuse Prevention Services - HISSAP	desk review	Y	G
HTH440	N	\$ 4,160	M	\$ 34,580	\$ 30,420	6/19/2012	7/1/2016	6/30/2017	University of Hawaii - Center of the Family	Hawaii Web-based infrastructure for Treatment Service System	desk review	Y	G
HTH440	A	\$ 27,128	M	\$ 415,000	\$ 387,872	8/29/2012	7/1/2016	6/30/2017	Boys and Girls Club of Hawaii	Substance Abuse Prevention Services	desk review	Y	S
HTH440	A	\$ 22,461	M	\$ 100,000	\$ 77,539	9/12/2012	7/1/2016	6/30/2017	Family Education Center of Hawaii	Substance Abuse Prevention Services	desk review	Y	S
HTH440	A	\$ 41,081	M	\$ 125,000	\$ 83,919	9/11/2012	7/1/2016	6/30/2017	Parents and Children Together	Substance Abuse Prevention Services	desk review	Y	S
HTH440	N	\$ 17,186	M	\$ 115,000	\$ 97,814	8/10/2012	7/1/2016	6/30/2017	Waimanalo Health Center	Substance Abuse Prevention Services	desk review	Y	S
HTH440	A	\$ 32,208	M	\$ 70,000	\$ 37,792	10/25/2013	7/1/2016	6/30/2017	Wai'anae Coast Community Mental Health Center, Inc. dba Hale Na'au Pono	Substance Abuse Treatment Services	desk review	Y	S
HTH440	A	\$ 309,242	M	\$ 2,055,000	\$ 1,745,758	8/29/2013	7/1/2016	6/30/2017	YMCA	Substance Abuse Treatment Services	desk review	Y	S
HTH440	A	\$ -	M	\$ 10,000	\$ 10,000	8/7/2013	7/1/2016	6/30/2017	Action with Aloha, LLC	Substance Abuse Treatment Services	desk review	Y	S
HTH440	A	\$ 11,896	M	\$ 164,840	\$ 152,944	1/30/2014	7/1/2016	6/30/2017	Queen's Medical Center	Substance Abuse Treatment Services	desk review	Y	S
HTH440	N	\$ -	M	\$ 150,000	\$ 150,000	1/30/2014	7/1/2016	6/30/2017	Queen's Medical Center	Substance Abuse Treatment Services	desk review	Y	S
HTH440	A	\$ 20,000	M	\$ 20,000	\$ -	8/12/2013	7/1/2016	6/30/2017	Po'ailani	Substance Abuse Treatment Services	desk review	Y	S
HTH440	N	\$ 9,081	M	\$ 48,000	\$ 38,919	8/12/2013	7/1/2016	6/30/2017	Po'ailani	Substance Abuse Treatment Services	desk review	Y	S

Department of Health
Active Contracts as of December 1, 2016

Table 16

Prog ID	MOF	Amount	(M/A/O)	Max Value	Balance	Date Executed	From	To	Entity	Contract Description	Contract is Monitored	Y/N	E/L/P/C/G/S
HTH440	A	\$ 61,489	M	\$ 240,781	\$ 179,292	10/24/2013	7/1/2016	6/30/2017	Aloha House, Inc.	Substance Abuse Treatment Services	desk review	Y	S
HTH440	N	\$ 58,709	M	\$ 83,389	\$ 24,680	10/24/2013	7/1/2016	6/30/2017	Aloha House, Inc.	Substance Abuse Treatment Services	desk review	Y	S
HTH440	A	\$ 30,828	M	\$ 52,020	\$ 21,192	2/6/2014	7/1/2016	6/30/2017	Aloha House, Inc.	Substance Abuse Treatment Services	desk review	Y	S
HTH440	N	\$ 16,562	M	\$ 234,012	\$ 217,450	2/6/2014	7/1/2016	6/30/2017	Aloha House, Inc.	Substance Abuse Treatment Services	desk review	Y	S
HTH440	A	\$ 119,465	M	\$ 212,628	\$ 93,163	10/24/2013	7/1/2016	6/30/2017	Malama Na Makua A Keiki dba Malama Family Recovery Center	Substance Abuse Treatment Services	desk review	Y	S
HTH440	N	\$ 50,000	M	\$ 50,000	\$ -	10/24/2013	7/1/2016	6/30/2017	Malama Na Makua A Keiki dba Malama Family Recovery Center	Substance Abuse Treatment Services	desk review	Y	S
HTH440	A	\$ 62,963	M	\$ 169,000	\$ 106,037	1/30/2014	7/1/2016	6/30/2017	Maui Youth & Family Services, Inc.	Substance Abuse Treatment Services	desk review	Y	S
HTH440	A	\$ 191,674	M	\$ 795,000	\$ 603,326	10/16/2013	7/1/2016	6/30/2017	Maui Youth & Family Services, Inc.	Substance Abuse Treatment Services	desk review	Y	S
HTH440	A	\$ 57,299	M	\$ 180,000	\$ 122,701	9/9/2013	7/1/2016	6/30/2017	Coalition for a Drug Free HI	Adult Substance Abuse Treatment Services	desk review	Y	S
HTH440	N	\$ -	M	\$ 74,500	\$ 74,500	1/20/2016	1/20/2016	9/30/2017	Coalition for a Drug Free HI	Implement SPF Workforce Development	desk review	Y	G
HTH440	N	\$ -	M	\$ 170,000	\$ 170,000	1/15/2016	10/1/2015	9/30/2017	Coalition for a Drug Free HI	Hawaii Prevention Resource Center	desk review	Y	G
HTH440	N	\$ -	M	\$ 25,000	\$ 25,000	1/22/2016	10/1/2015	9/30/2017	Coalition for a Drug Free HI	Substance Abuse Education and Training	desk review	Y	G
HTH440	A	\$ 2,363	M	\$ 125,000	\$ 122,637	9/12/2016	7/1/2016	6/30/2017	Coalition for a Drug Free HI	Substance Abuse Prevention Services	desk review	Y	S
HTH440	A	\$ -	M	\$ 125,000	\$ 125,000	9/1/2016	7/1/2016	6/30/2017	Child and Family Service	Substance Abuse Prevention Services	desk review	Y	S
HTH440	A	\$ -	M	\$ 125,000	\$ 125,000	9/1/2016	7/1/2016	6/30/2017	Child and Family Service	Substance Abuse Prevention Services	desk review	Y	S
HTH440	A	\$ -	M	\$ 125,000	\$ 125,000	9/1/2016	7/1/2016	6/30/2017	Child and Family Service	Substance Abuse Prevention Services	desk review	Y	S
HTH440	A	\$ -	M	\$ 125,000	\$ 125,000	9/1/2016	7/1/2016	6/30/2017	Child and Family Service	Substance Abuse Prevention Services	desk review	Y	S
HTH440	A	\$ 19,778	M	\$ 63,141	\$ 43,363	8/23/2013	7/1/2016	6/30/2017	Child and Family Service	Substance Abuse Treatment Services	desk review	Y	S
HTH440	N	\$ -	M	\$ 40,000	\$ 40,000	8/23/2013	7/1/2016	6/30/2017	Child and Family Service	Pregnant Women and Women with Dependent Children	desk review	Y	S
HTH440	A	\$ 122,208	M	\$ 380,000	\$ 257,792	10/23/2013	7/1/2016	6/30/2017	Child and Family Service	Adult Substance Abuse Treatment Services	desk review	Y	S
HTH440	A	\$ 37,114	M	\$ 125,000	\$ 87,886	12/20/2013	7/1/2016	6/30/2017	Child and Family Service	Adult Substance Abuse Treatment Services	desk review	Y	S
HTH440	A	\$ -	M	\$ 130,000	\$ 130,000	11/2/2016	7/1/2016	6/30/2017	City and County of Honolulu	Substance Abuse Prevention Services	desk review	Y	S
HTH440	N	\$ -	M	\$ 125,000	\$ 125,000	9/29/2016	7/1/2016	6/30/2017	Maui Youth & Family Services, Inc.	Substance Abuse Prevention Services	desk review	Y	S
HTH440	N	\$ -	M	\$ 25,000	\$ 25,000	9/20/2016	7/1/2016	6/30/2017	Aloha House, Inc.	Substance Abuse Prevention Services	desk review	Y	S
HTH440	A	\$ -	M	\$ 150,000	\$ 150,000	12/18/2013	7/1/2016	6/30/2017	Oxford House, Inc.	Group Recovery Homes	desk review	Y	S
HTH440	N	\$ -	M	\$ 68,000	\$ 68,000	12/18/2013	7/1/2016	6/30/2017	Oxford House, Inc.	Group Recovery Homes	desk review	Y	S
HTH440	P	\$ -	M	\$ 150,000	\$ 150,000	4/1/2015	9/30/2016	9/29/2017	University of Hawaii SEOW	State Epidemiological Outcomes Workgroup Project	desk review	Y	G
HTH440	B	\$ -	M	\$ 190,000	\$ 190,000	6/26/2013	7/1/2016	6/30/2017	University of Hawaii, Center of the Family	SPF Evaluation Services	desk review	Y	G
HTH440	P	\$ -	M	\$ 220,000	\$ 220,000	9/29/2016	9/29/2016	9/29/2017	City and County of Honolulu	County Coordinator for a Substance Abuse Prevention System	desk review	Y	G
HTH440	P	\$ 19,157	M	\$ 220,000	\$ 200,843	7/26/2016	7/26/2016	9/29/2017	Maui County	County Coordinator for a Substance Abuse Prevention System	desk review	Y	G

Department of Health
Active Contracts as of December 1, 2016

Table 16

Prog ID	MOF	Amount	(M/A/O)	Max Value	Balance	Date Executed	From	To	Entity	Contract Description	Contract is Monitored	Y/N	E/L/P/C/G/S
HTH440	P	\$ 34,118	M	\$ 220,000	\$ 185,882	7/26/2016	7/26/2016	9/29/2017	Kauai County	County Coordinator for a Substance Abuse Prevention System	desk review	Y	G
HTH440	P	\$ 17,396	M	\$ 220,000	\$ 202,604	7/26/2016	7/26/2016	9/29/2017	Hawaii County	County Coordinator for a Substance Abuse Prevention System	desk review	Y	G
HTH440	P	\$ 86,027	M	\$ 236,000	\$ 149,973	10/6/2016	7/1/2016	9/29/2017	Coalition for a Drug Free HI	Substance Abuse Prevention Services	desk review	Y	S
HTH440	P	\$ 9,395	M	\$ 236,000	\$ 226,605	9/20/2016	7/1/2016	9/29/2017	Maui Youth & Family Services, Inc.	Substance Abuse Prevention Services	desk review	Y	S
HTH440	P	\$ 7,716	M	\$ 236,000	\$ 228,284	9/15/2016	7/1/2016	9/29/2017	Child and Family Service	Substance Abuse Prevention Services	desk review	Y	S
HTH440	P	\$ -	M	\$ 236,000	\$ 236,000	9/20/2016	7/1/2016	9/29/2017	Parents and Children Together dba PACT	Substance Abuse Prevention Services	desk review	Y	S
HTH440	P	\$ -	M	\$ 236,000	\$ 236,000	11/23/2016	7/1/2016	9/29/2017	Kumpang Lanai dba Coalition for a Drug Free Lanai	Substance Abuse Prevention Services	desk review	Y	S
HTH440	A	\$ 125,000	M	\$ 125,000	\$ 115,531	8/29/2016	7/1/2016	6/30/2017	Boys and Girls Club of Hawaii	Substance Abuse Prevention Services	desk review	Y	S
HTH440	A	\$ 115,200	M	\$ 115,200	\$ 99,126	8/29/2016	7/1/2016	6/30/2017	Boys and Girls Club of Hawaii	Substance Abuse Prevention Services	desk review	Y	S
HTH440	A	\$ 50,000	M	\$ 50,000	\$ 50,000	11/3/2016	7/1/2016	6/30/2017	University of Hawaii	Substance Abuse Prevention Services	desk review	Y	S
HTH440	N	\$ 105,000	M	\$ 105,000	\$ 79,515	9/20/2016	7/1/2016	6/30/2017	Alu Like, Inc.	Substance Abuse Prevention Services	desk review	Y	S
HTH440	N	\$ 50,000	M	\$ 50,000	\$ 39,585	9/28/2016	7/1/2016	6/30/2017	Alu Like, Inc.	Substance Abuse Prevention Services	desk review	Y	S
HTH440	N	\$ 80,000	M	\$ 80,000	\$ 58,846	9/20/2016	7/1/2016	6/30/2017	Alu Like, Inc.	Substance Abuse Prevention Services	desk review	Y	S
HTH440	N	\$ 75,000	M	\$ 75,000	\$ 64,635	9/19/2016	7/1/2016	6/30/2017	Alu Like, Inc.	Substance Abuse Prevention Services	desk review	Y	S
HTH440	A	\$ 80,000	M	\$ 80,000	\$ 53,617	9/20/2016	7/1/2016	6/30/2017	Boys and Girls Club of the Big Island	Substance Abuse Prevention Services	desk review	Y	S
HTH440	A	\$ 179,992	M	\$ 179,992	\$ 163,640	8/28/2014	7/1/2016	6/30/2017	Family Drug Court-1st Circuit Court	Substance Abuse Treatment Services	desk review	Y	S
HTH440	A	\$ 100,000	M	\$ 100,000	\$ 14,951	6/22/2012	7/1/2016	12/31/2016	University of Hawaii	Hawaii School Health Surveys	desk review	Y	S
HTH440	A	\$ 130,000	M	\$ 130,000	\$ 130,000	10/13/2016	7/1/2016	6/30/2017	University of Hawaii	Substance Abuse Treatment Services	desk review	Y	S
HTH440	N	\$ 210,000	M	\$ 210,000	\$ 183,476	8/1/2011	8/1/2016	7/31/2017	University of Hawaii	Substance Abuse Prevention Services - HISSAP	desk review	Y	S
HTH440	N	\$ 96,540	M	\$ 96,540	\$ 81,146	10/28/2015	7/1/2016	6/30/2017	University of Hawaii	Tobacco SYNAR	desk review	Y	S
HTH440	N	\$ 267,000	M	\$ 267,000	\$ 228,650	8/15/2016	7/1/2016	6/30/2017	University of Hawaii	Hawaii Web-based infrastructure for Treatment Service System	desk review	Y	S
HTH460	A	\$ 38,976	M	\$ 38,976	\$ -	10/1/2010	12/31/2016	9/30/2016	Jani-King	Janitorial Service	Desk Review by CAMHD Contracts Section	N	S
HTH460	A	\$ 38,680	M	\$ 49,010	\$ 10,330	8/15/2011	6/30/2017	6/30/2017	ISD Services	Janitorial Service	Desk Review by CAMHD Contracts Section	N	S
HTH460	A	\$ 955,197	M	\$ 1,096,824	\$ 141,627	7/1/2011	6/30/2017	6/30/2017	Parents and Children Together	MST System Supervisor	Regular report	Y	S
HTH460	A	\$ 18,282	M	\$ 19,944	\$ 1,662	10/1/2011	6/30/2017	6/30/2017	Fileminders	Document Storage	Desk Review by CAMHD Contracts Section	N	S
HTH460	A	\$ 715,150	M	\$ 1,052,798	\$ 337,648	7/1/2012	6/30/2017	6/30/2018	Alakai Na Keiki	Intensive In-Home Therapy	Annual Review by CAMHD Program Monitor	Y	S

Department of Health
Active Contracts as of December 1, 2016

Table 16

Prog ID	MOF	Amount	(M/A/O)	Max Value	Balance	Date Executed	From	To	Entity	Contract Description	Contract is Monitored	Y/N	E/L/P/C/G/S
HTH460	A	\$ 392,726	M	\$ 572,726	\$ 180,000	7/1/2012	6/30/2017	6/30/2018	Alakai Na Keiki	Intensive In-Home Therapy	Annual Review by CAMHD Program Monitor	Y	S
HTH460	A	\$ 1,000,478	M	\$ 1,537,625	\$ 537,147	7/1/2012	6/30/2017	6/30/2018	Alakai Na Keiki	Intensive In-Home Therapy	Annual Review by CAMHD Program Monitor	Y	S
HTH460	A	\$ 269,101	M	\$ 300,000	\$ 30,899	7/1/2012	6/30/2017	6/30/2018	Alakai Na Keiki	Intensive In-Home Therapy	Annual Review by CAMHD Program Monitor	Y	S
HTH460	A	\$ 6,787	M	\$ 10,000	\$ 3,213	7/1/2012	6/30/2017	6/30/2018	Alakai Na Keiki	Intensive In-Home Therapy	Annual Review by CAMHD Program Monitor	Y	S
HTH460	A	\$ 775,233	M	\$ 1,135,460	\$ 360,227	7/1/2012	6/30/2017	6/30/2018	Aloha House	Crisis Mobile Outreach	Annual Review by CAMHD Program Monitor	Y	S
HTH460	A	\$ 197,083	M	\$ 253,089	\$ 56,006	7/1/2012	6/30/2017	6/30/2018	Aloha House	Evaluation Therapy	Annual Review by CAMHD Program Monitor	Y	S
HTH460	A	\$ 871,791	M	\$ 1,147,198	\$ 275,407	7/1/2012	6/30/2017	6/30/2018	Aloha House	Intensive In-Home Therapy	Annual Review by CAMHD Program Monitor	Y	S
HTH460	A	\$ 8,790,456	M	\$ 12,170,392	\$ 3,379,936	7/1/2012	6/30/2017	6/30/2018	Benchmark	Community Based Residential I	Annual Review by CAMHD Program Monitor	Y	S
HTH460	A	\$ 11,303	M	\$ 20,000	\$ 8,697	7/1/2012	6/30/2016	6/30/2018	Benchmark	Psychosexual Assessment	Annual Review by CAMHD Program Monitor	Y	S
HTH460	A&B	\$ 11,321,032	M	\$ 14,038,656	\$ 2,717,624	7/1/2012	6/30/2017	6/30/2018	Bobby Benson	Community Based Residential III	Annual Review by CAMHD Program Monitor	Y	S
HTH460	A	\$ 669,505	M	\$ 936,916	\$ 267,411	7/1/2012	6/30/2017	6/30/2018	Care Hawaii	Crisis Mobile Outreach	Annual Review by CAMHD Program Monitor	Y	S
HTH460	A&B	\$ 4,927,857	M	\$ 6,988,908	\$ 2,061,051	7/2/2012	6/30/2017	6/30/2018	Catholic Charities	Community Based Residential III	Annual Review by CAMHD Program Monitor	Y	S
HTH460	A	\$ 1,194	M	\$ 2,000	\$ 806	7/1/2012	6/30/2017	6/30/2018	Catholic Charities	Intensive Independent Living Skills	Annual Review by CAMHD Program Monitor	Y	S
HTH460	A	\$ 2,718	M	\$ 3,000	\$ 282	7/1/2012	6/30/2017	6/30/2018	Catholic Charities	Intensive Independent Living Skills	Annual Review by CAMHD Program Monitor	Y	S
HTH460	A	\$ 502,262	M	\$ 772,874	\$ 270,612	7/1/2012	6/30/2017	6/30/2018	Catholic Charities	Intensive In-Home Therapy	Annual Review by CAMHD Program Monitor	Y	S
HTH460	A	\$ 783,580	M	\$ 1,068,179	\$ 284,599	7/1/2012	6/30/2017	6/30/2018	Catholic Charities	Intensive In-Home Therapy	Annual Review by CAMHD Program Monitor	Y	S
HTH460	A	\$ 447,555	M	\$ 851,376	\$ 403,821	7/1/2012	6/30/2017	6/30/2018	Catholic Charities	Intensive In-Home Therapy	Annual Review by CAMHD Program Monitor	Y	S
HTH460	A	\$ 1,569,848	M	\$ 2,291,437	\$ 721,589	7/1/2012	6/30/2017	6/30/2018	Catholic Charities	Transitional Family Home	Annual Review by CAMHD Program Monitor	Y	S

Department of Health
Active Contracts as of December 1, 2016

Table 16

Prog ID	MOF	Amount	(M/A/O)	Max Value	Balance	Date Executed	From	To	Entity	Contract Description	Contract is Monitored	Y/N	E/L/P/C/G/S
HTH460	A	\$ 6,247,684	M	\$ 8,909,268	\$ 2,661,584	7/1/2012	6/30/2017	6/30/2018	Catholic Charities	Transitional Family Home	Annual Review by CAMHD Program Monitor	Y	S
HTH460	A&B	\$ 4,308,113	M	\$ 5,879,413	\$ 1,571,300	7/1/2012	6/30/2017	6/30/2018	Child & Family Service	Community Based Residential III	Annual Review by CAMHD Program Monitor	Y	S
HTH460	A	\$ 1,736,342	M	\$ 2,407,554	\$ 671,212	7/1/2012	6/30/2017	6/30/2018	Child & Family Service	Crisis Mobile Outreach	Annual Review by CAMHD Program Monitor	Y	S
HTH460	A	\$ 814,891	M	\$ 1,216,101	\$ 401,210	7/1/2012	6/30/2017	6/30/2018	Child & Family Service	Therapeutic Crisis Home	Annual Review by CAMHD Program Monitor	Y	S
HTH460	A	\$ 912,908	M	\$ 1,305,858	\$ 392,950	7/1/2012	6/30/2017	6/30/2018	Child & Family Service	Therapeutic Crisis Home	Annual Review by CAMHD Program Monitor	Y	S
HTH460	A	\$ 2,196,279	M	\$ 2,919,544	\$ 723,265	7/1/2012	6/30/2017	6/30/2018	Child & Family Service	Transitional Family Home	Annual Review by CAMHD Program Monitor	Y	S
HTH460	A	\$ 661,718	M	\$ 1,114,527	\$ 452,809	7/1/2012	6/30/2017	6/30/2018	Hale Kipa	Intensive In-Home Therapy	Annual Review by CAMHD Program Monitor	Y	S
HTH460	A	\$ 771,511	M	\$ 1,190,815	\$ 419,304	7/1/2012	6/30/2017	6/30/2018	Hale Kipa	Intensive In-Home Therapy	Annual Review by CAMHD Program Monitor	Y	S
HTH460	A	\$ 254,764	M	\$ 382,146	\$ 127,382	7/1/2012	6/30/2017	6/30/2018	Hale Kipa	Intensive In-Home Therapy	Annual Review by CAMHD Program Monitor	Y	S
HTH460	A	\$ 205,262	M	\$ 294,035	\$ 88,773	7/1/2012	6/30/2017	6/30/2018	Hale Kipa	Intensive In-Home Therapy	Annual Review by CAMHD Program Monitor	Y	S
HTH460	A	\$ 2,376,536	M	\$ 3,325,783	\$ 949,247	7/1/2012	6/30/2017	6/30/2018	Hale Kipa	Intensive In-Home Therapy	Annual Review by CAMHD Program Monitor	Y	S
HTH460	A	\$ 523,227	M	\$ 789,410	\$ 266,183	7/1/2012	6/30/2017	6/30/2018	Hale Kipa	Intensive In-Home Therapy	Annual Review by CAMHD Program Monitor	Y	S
HTH460	A	\$ 2,803,814	M	\$ 4,017,742	\$ 1,213,928	7/1/2012	6/30/2017	6/30/2018	Hale Kipa	Transitional Family Home	Annual Review by CAMHD Program Monitor	Y	S
HTH460	A	\$ 1,078,762	M	\$ 1,456,277	\$ 377,515	7/1/2012	6/30/2017	6/30/2018	Hale Kipa	Transitional Family Home	Annual Review by CAMHD Program Monitor	Y	S
HTH460	A	\$ 212,895	M	\$ 292,220	\$ 79,325	7/1/2012	6/30/2017	6/30/2018	Hale Opio	Therapeutic Crisis Home	Annual Review by CAMHD Program Monitor	Y	S
HTH460	A	\$ 1,386,212	M	\$ 2,153,414	\$ 767,202	7/1/2012	6/30/2017	6/30/2018	Hale Opio	Transitional Family Home	Annual Review by CAMHD Program Monitor	Y	S
HTH460	A	\$ 67,565	M	\$ 127,565	\$ 60,000	7/1/2012	6/30/2017	6/30/2018	Hale Opio	Intensive Independent Living Skills	Annual Review by CAMHD Program Monitor	Y	S
HTH460	A	\$ 196,231	M	\$ 345,875	\$ 149,644	7/1/2012	6/30/2017	6/30/2018	Hawaii Behavioral Health	Intensive In-Home Therapy	Annual Review by CAMHD Program Monitor	Y	S

Department of Health
Active Contracts as of December 1, 2016

Table 16

Prog ID	MOF	Amount	(M/A/O)	Max Value	Balance	Date Executed	From	To	Entity	Contract Description	Contract is Monitored	Y/N	E/L/P/C/G/S
HTH460	A	\$ 165,642	M	\$ 300,750	\$ 135,108	7/1/2012	6/30/2017	6/30/2018	Hawaii Behavioral Health	Intensive In-Home Therapy	Annual Review by CAMHD Program Monitor	Y	S
HTH460	A	\$ 701,399	M	\$ 1,126,622	\$ 425,223	7/1/2012	6/30/2017	6/30/2018	Hawaii Behavioral Health	Intensive In-Home Therapy	Annual Review by CAMHD Program Monitor	Y	S
HTH460	A	\$ 557,387	M	\$ 722,266	\$ 164,879	7/1/2012	6/30/2017	6/30/2018	Hawaii Behavioral Health	Intensive In-Home Therapy	Annual Review by CAMHD Program Monitor	Y	S
HTH460	A	\$ 231,392	M	\$ 456,859	\$ 225,467	7/1/2012	6/30/2017	6/30/2018	Hawaii Behavioral Health	Intensive In-Home Therapy	Annual Review by CAMHD Program Monitor	Y	S
HTH460	A	\$ 655,233	M	\$ 967,539	\$ 312,306	7/1/2012	6/30/2017	6/30/2018	Hawaii Behavioral Health	Intensive In-Home Therapy	Annual Review by CAMHD Program Monitor	Y	S
HTH460	A	\$ 51,957	M	\$ 63,638	\$ 11,684	7/1/2012	6/30/2017	6/30/2018	Hawaii Behavioral Health	Intensive In-Home Therapy	Annual Review by CAMHD Program Monitor	Y	S
HTH460	A	\$ 343,344	M	\$ 540,676	\$ 197,332	7/1/2012	6/30/2017	6/30/2018	Hawaii Behavioral Health	Transitional Family Home	Annual Review by CAMHD Program Monitor	Y	S
HTH460	A	\$ 34,109	M	\$ 44,109	\$ 10,000	7/1/2012	6/30/2017	6/30/2018	Hawaii Behavioral Health	Transitional Family Home	Annual Review by CAMHD Program Monitor	Y	S
HTH460	A	\$ 387,770	M	\$ 443,768	\$ 55,998	7/1/2012	6/30/2017	6/30/2018	Hawaii Behavioral Health	Transitional Family Home	Annual Review by CAMHD Program Monitor	Y	S
HTH460	A	\$ 4,867,505	M	\$ 6,911,826	\$ 2,044,321	7/1/2012	6/30/2017	6/30/2018	Hawaii Behavioral Health	Transitional Family Home	Annual Review by CAMHD Program Monitor	Y	S
HTH460	A&B	\$ 9,322,960	M	\$ 14,214,112	\$ 4,891,152	7/1/2012	6/30/2017	6/30/2018	Sutter Health	Hospital Based Residential	Annual Review by CAMHD Program Monitor	Y	S
HTH460	A	\$ 260,520	M	\$ 346,480	\$ 85,960	7/1/2012	6/30/2017	6/30/2018	Sutter Health	Partial Hospitalization	Annual Review by CAMHD Program Monitor	Y	S
HTH460	A&B	\$ 10,515,359	M	\$ 11,959,650	\$ 1,444,291	7/1/2012	12/31/2016	6/30/2018	Marimed	Community Based Residential III	Annual Review by CAMHD Program Monitor	Y	S
HTH460	A	\$ 41,006	M	\$ 67,191	\$ 26,185	7/1/2012	6/30/2017	6/30/2018	Maui Youth and Family	Intensive Independent Living Skills	Annual Review by CAMHD Program Monitor	Y	S
HTH460	A	\$ 537,326	M	\$ 741,158	\$ 203,832	7/1/2012	6/30/2017	6/30/2018	Maui Youth and Family	Transitional Family Home	Annual Review by CAMHD Program Monitor	Y	S
HTH460	A	\$ 583,083	M	\$ 665,735	\$ 82,652	7/1/2012	6/30/2017	6/30/2018	Maui Youth and Family	Transitional Family Home	Annual Review by CAMHD Program Monitor	Y	S
HTH460	A	\$ 1,150,002	M	\$ 1,663,247	\$ 513,245	7/1/2012	6/30/2017	6/30/2018	Parents and Children Together	Functional Family Therapy	Annual Review by CAMHD Program Monitor	Y	S
HTH460	A	\$ 926,075	M	\$ 1,334,379	\$ 408,304	7/1/2012	6/30/2017	6/30/2018	Parents and Children Together	Functional Family Therapy	Annual Review by CAMHD Program Monitor	Y	S

Department of Health
Active Contracts as of December 1, 2016

Table 16

Prog ID	MOF	Amount	(M/A/O)	Max Value	Balance	Date Executed	From	To	Entity	Contract Description	Contract is Monitored	Y/N	E/L/P/C/G/S
HTH460	A	\$ 1,141,543	M	\$ 1,647,545	\$ 506,002	7/1/2012	6/30/2017	6/30/2018	Child & Family Service	Functional Family Therapy	Annual Review by CAMHD Program Monitor	Y	S
HTH460	A	\$ 104,489	M	\$ 125,856	\$ 21,367	7/1/2012	6/30/2017	6/30/2018	Child & Family Service	Evaluation Therapy	Annual Review by CAMHD Program Monitor	Y	S
HTH460	A	\$ 327,701	M	\$ 477,405	\$ 149,704	7/1/2012	6/30/2017	6/30/2018	Child & Family Service	Evaluation Therapy	Annual Review by CAMHD Program Monitor	Y	S
HTH460	A	\$ 1,896,408	M	\$ 2,598,754	\$ 702,346	7/1/2012	6/30/2017	6/30/2018	Child & Family Service	Intensive In-Home Therapy	Annual Review by CAMHD Program Monitor	Y	S
HTH460	A	\$ 1,743,052	M	\$ 2,355,687	\$ 612,635	7/1/2012	6/30/2017	6/30/2018	Child & Family Service	Intensive In-Home Therapy	Annual Review by CAMHD Program Monitor	Y	S
HTH460	A	\$ 1,696,160	M	\$ 2,152,673	\$ 456,513	7/1/2012	6/30/2017	6/30/2018	Child & Family Service	Intensive In-Home Therapy	Annual Review by CAMHD Program Monitor	Y	S
HTH460	A	\$ 3,542,917	M	\$ 4,912,665	\$ 1,369,748	7/1/2012	6/30/2017	6/30/2018	Child & Family Service	Intensive In-Home Therapy	Annual Review by CAMHD Program Monitor	Y	S
HTH460	A	\$ 246,296	M	\$ 306,296	\$ 60,000	7/1/2012	6/30/2017	6/30/2018	Child & Family Service	Intensive In-Home Therapy	Annual Review by CAMHD Program Monitor	Y	S
HTH460	A&B	\$ 5,799,572	M	\$ 6,902,164	\$ 1,102,592	7/1/2012	6/30/2017	6/30/2018	Queen's Family Treatment Center	Hospital Based Residential	Annual Review by CAMHD Program Monitor	Y	S
HTH460	A	\$ 313,300	M	\$ 418,360	\$ 105,060	7/1/2012	6/30/2017	6/30/2018	Queen's Family Treatment Center	Partial Hospitalization	Annual Review by CAMHD Program Monitor	Y	S
HTH460	A	\$ 4,960,639	M	\$ 5,622,415	\$ 661,776	7/1/2012	6/30/2017	6/30/2018	WCCMHC	Transitional Family Home	Annual Review by CAMHD Program Monitor	Y	S
HTH460	A	\$ 293,281	M	\$ 457,000	\$ 163,719	8/21/2012	9/30/2016	6/30/2018	Primary Care Integration	Consultant	Desk Review by CAMHD Contracts Section	Y	S
HTH460	A	\$ 9,185	M	\$ 19,242	\$ 10,057	9/26/2012	6/30/2017	6/30/2018	Shred-it	Document Destruction	Desk Review by CAMHD Contracts Section	Y	S
HTH460	A	\$ 4,012	M	\$ 5,000	\$ 988	7/1/2012	6/30/2017	6/30/2018	Benchmark	Ancillary Services	Annual Review by CAMHD Program Monitor	Y	S
HTH460	A	\$ 17,128	M	\$ 18,000	\$ 872	7/1/2012	6/30/2017	6/30/2018	Catholic Charities	Ancillary Services	Annual Review by CAMHD Program Monitor	Y	S
HTH460	A	\$ 18,900	M	\$ 25,200	\$ 6,300	4/22/2013	6/30/2017	6/30/2018	Fileminders	Document Storage	Desk Review by CAMHD Contracts Section	N	S
HTH460	A	\$ 32,400	M	\$ 43,200	\$ 10,800	4/22/2013	6/30/2017	6/30/2018	Fileminders	Document Storage	Desk Review by CAMHD Contracts Section	N	S
HTH460	A&B	\$ 208,534	M	\$ 259,804	\$ 51,270	5/5/2015	6/30/2017	OPEN	Jasper Mountain	Mainland Placement	Regular report	Y	S
HTH460	A&B	\$ 208,542	M	\$ 311,369	\$ 102,827	9/7/2015	6/30/2017	OPEN	Chaddock	Mainland Placement	Regular report	Y	S
HTH460	A&B	\$ 132,620	M	\$ 220,020	\$ 87,400	11/17/2015	6/30/2017	OPEN	Detroit Behavioral Health	Mainland Placement	Regular report	Y	S
HTH460	A	\$ 181,600	M	\$ 230,400	\$ 48,800	9/2/2015	6/30/2017	OPEN	White Deer Run	Mainland Placement	Regular report	Y	S
HTH460	A	\$ 156,890	M	\$ 205,690	\$ 48,800	9/14/2015	6/30/2017	OPEN	White Deer Run	Mainland Placement	Regular report	Y	S

Department of Health
Active Contracts as of December 1, 2016

Table 16

Prog ID	MOF	Amount	(M/A/O)	Max Value	Balance	Date Executed	From	To	Entity	Contract Description	Contract is Monitored	Y/N	E/L/P/C/G/S
HTH460	A&B	\$ 133,050	M	\$ 197,550	\$ 64,500	9/21/2015	6/30/2017	OPEN	Discovery Ranch	Mainland Placement	Regular report	Y	S
HTH460	A&B	\$ 84,500	M	\$ 96,000	\$ 11,500	9/14/2015	6/30/2017	OPEN	Falcon Ridge Ranch	Mainland Placement	Regular report	Y	S
HTH460	A&B	\$ 38,945	M	\$ 94,070	\$ 55,125	10/12/2015	6/30/2017	OPEN	Youth Health Associates	Mainland Placement	Regular report	Y	S
HTH460	A&B	\$ 52,240	M	\$ 152,660	\$ 100,420	2/1/2016	6/30/2017	OPEN	Falcon Ridge Ranch	Mainland Placement	Regular report	Y	S
HTH460	A&B	\$ 111,720	M	\$ 228,380	\$ 116,660	2/9/2016	6/30/2017	OPEN	Acadia Montana	Mainland Placement	Regular report	Y	S
HTH460	A&B	\$ 105,001	M	\$ 264,751	\$ 156,750	3/15/2016	6/30/2017	OPEN	Benchmark Utah	Mainland Placement	Regular report	Y	S
HTH460	A&B	\$ 106,780	M	\$ 258,400	\$ 151,620	2/22/2016	6/30/2017	OPEN	Millcreek	Mainland Placement	Regular report	Y	S
HTH460	A&B	\$ 53,857	M	\$ 126,057	\$ 72,200	2/26/2016	6/30/2017	OPEN	Red Rock	Mainland Placement	Regular report	Y	S
HTH460	A&B	\$ 51,895	M	\$ 180,865	\$ 128,970	3/1/2016	6/30/2017	OPEN	Falcon Ridge Ranch	Mainland Placement	Regular report	Y	S
HTH460	A&B	\$ 43,399	M	\$ 69,290	\$ 25,891	3/21/2016	6/30/2017	OPEN	Red Rock	Mainland Placement	Regular report	Y	S
HTH460	A&B	\$ 81,320	M	\$ 245,860	\$ 164,540	3/30/2016	6/30/2017	OPEN	Resolute Acq	Mainland Placement	Regular report	Y	S
HTH460	A&B	\$ 78,280	M	\$ 264,860	\$ 186,580	5/8/2016	6/30/2017	OPEN	Millcreek	Mainland Placement	Regular report	Y	S
HTH460	A&B	\$ 42,940	M	\$ 158,840	\$ 115,900	6/8/2016	6/30/2017	OPEN	Millcreek	Mainland Placement	Regular report	Y	S
HTH460	A&B	\$ 19,000	M	\$ 215,460	\$ 196,460	10/12/16	OPEN	OPEN	The Village	Mainland Placement	Regular report	Y	S
HTH460	A	\$ 264,781	M	\$ 472,941	\$ 208,160	9/1/2013	8/31/2017	8/31/2019	Health Care Coding	Audit Medical Records	Regular report	N	S
HTH460	A	\$ 368,845	M	\$ 643,022	\$ 274,177	7/1/2013	6/30/2017	6/30/2019	WICHE	Intern Support	Desk Review by CAMHD Contracts Section	N	S
HTH460	A	\$ 7,500	M	\$ 18,000	\$ 10,500	10/6/2014	6/30/2017	6/30/2020	Fileminders	Document Destruction	Desk Review by CAMHD Contracts Section	N	S
HTH460	N	\$ 200,101	M	\$ 566,963	\$ 366,862	9/1/2014	6/30/2017	6/30/2020	Catholic Charities	Homeless Support	Quarterly Reports provided to Block Grant Manager	Y	S
HTH460	A	\$ 4,800	M	\$ 11,520	\$ 6,720	10/6/2014	6/30/2017	6/30/2020	Fileminders	Document Destruction	Desk Review by CAMHD Contracts Section	N	S
HTH460	A	\$ 1,650	M	\$ 3,960	\$ 2,310	10/6/2014	6/30/2017	6/30/2020	Fileminders	Document Destruction	Desk Review by CAMHD Contracts Section	N	S
HTH460	A	\$ 13,648	M	\$ 42,718	\$ 29,070	2/1/2015	6/30/2017	6/30/2020	All Kauai Cleaning	Janitorial Service	Desk Review by CAMHD Contracts Section	N	S
HTH460	A,B, P	\$ 739,390	M	\$ 3,589,408	\$ 2,850,018	2/1/2015	9/30/2017	9/30/2020	Hawaii Behavioral Health	Comprehensive Behavioral Intervention	Annual Review by CAMHD Program Monitor	Y	S
HTH460	A	\$ 530,710	M	\$ 2,710,147	\$ 2,179,437	7/1/2015	6/30/2017	6/30/2021	Child & Family Service	CMO	Annual Review by CAMHD Program Monitor	Y	S
HTH460	A	\$ 13,500	M	\$ 162,000	\$ 148,500	11/28/2016	11/27/2017	11/27/2023	SimpyDigi	Cred. Software	Desk Review by CAMHD Contracts Section	N	S
HTH460	A&N	\$ 723,981	M	\$ 4,561,032	\$ 3,837,051	8/1/2015	7/31/2017	7/31/2021	Child & Family Service	Family Support Service	Annual Review by CAMHD Program Monitor	Y	S
HTH460	N	\$ 186,995	M	\$ 1,314,332	\$ 1,127,337	6/3/2016	6/30/2017	6/30/2021	University of Hawaii	Psychology FEP	Desk Review by CAMHD Contracts Section	N	S
HTH460	A	\$ 728,941	M	\$ 4,241,814	\$ 3,512,837	6/30/2017	6/30/2017	6/30/2021	Child & Family Service	MultiSystemic Therapy	Annual Review by CAMHD Program Monitor	Y	S
HTH460	A	\$ 1,067,668	M	\$ 1,791,732	\$ 724,064	10/1/2015	6/30/2017	6/30/2021	Parents and Children Together	MultiSystemic Therapy	Annual Review by CAMHD Program Monitor	Y	S

Department of Health
Active Contracts as of December 1, 2016

Table 16

Prog ID	MOF	Amount	(M/A/O)	Max Value	Balance	Date Executed	From	To	Entity	Contract Description	Contract is Monitored	Y/N	E/L/P/C/G/S
HTH460	A	\$ 341,173	M	\$ 661,412	\$ 320,239	10/1/2015	6/30/2017	6/30/2021	Parents and Children Together	MultiSystemic Therapy	Annual Review by CAMHD Program Monitor	Y	S
HTH460	A	\$ 756,163	M	\$ 1,304,697	\$ 548,534	10/1/2015	6/30/2017	6/30/2021	Parents and Children Together	MultiSystemic Therapy	Annual Review by CAMHD Program Monitor	Y	S
HTH460	A&N	\$ 674,664	M	\$ 6,776,479	\$ 6,101,815	11/1/2015	6/30/2017	6/30/2021	University of Hawaii	Psychiatry FEP	Desk Review by CAMHD Contracts Section	N	S
HTH460	A	\$ 5,908	M	\$ 33,250	\$ 27,342	5/1/2016	6/30/2017	6/30/2017	Healthy Mothers	Grant in Aid	Desk Review by CAMHD Contracts Section	N	S
HTH460	A&N	\$ 123,902	M	\$ 3,596,964	\$ 3,473,062	7/1/2016	6/30/2017	6/30/2022	University of Hawaii	Psychology	Desk Review by CAMHD Contracts Section	N	S
HTH460	A	\$ 13,522	M	\$ 485,184	\$ 471,661	9/30/2017	9/30/2017	9/30/2022	University of Hawaii	Social Work Teal Book	Desk Review by CAMHD Contracts Section	N	S
HTH460	A	\$ 1,038	M	\$ 39,312	\$ 38,273	9/30/2017	9/30/2017	9/30/2022	CW Maintenance	Janitorial Service	Desk Review by CAMHD Contracts Section	N	S
HTH460	A	\$ 1,224	M	\$ 47,736	\$ 46,512	9/30/2017	9/30/2017	9/30/2022	CW Maintenance	Janitorial Service	Desk Review by CAMHD Contracts Section	N	S
HTH460	A	\$ 448	M	\$ 26,208	\$ 25,760	9/30/2017	9/30/2017	9/30/2022	CW Maintenance	Janitorial Service	Desk Review by CAMHD Contracts Section	N	S
HTH495	A	\$ 493	O, as incurred	\$ 100,000	\$ 99,507	12/29/2015	12/24/2015	end of suit	Chong, Nishimoto, Sia, Nakamura & Goya, LLP, a Limited Liability Law Partnership	Special deputy attorney general services	Deputy Attorney General oversees services and reviews invoices.	N	C
HTH495	A	\$ 33,324	O, as incurred	\$ 180,000	\$ 146,676	6/30/2014	7/1/2014	6/30/2017	Roeca Luria Hiraoka LLP	Special deputy attorney general services	Deputy Attorney General oversees services and reviews invoices.	N	C
HTH495	A	\$ 22,270	O, as incurred	\$ 95,000	\$ 72,730	6/4/2010	6/30/2010	completion of lease	Jason G.F. Wong, Attorney at Law, LLLC	Special deputy attorney general services	Deputy Attorney General oversees services and reviews invoices.	N	C
HTH501	A	\$ 4,481,475	M	\$ 4,841,925	\$ 360,450	10/27/2011	7/1/2011	12/27/2016	Care Hawaii	Crisis Network Services	Annual on-site audit	Y	S
HTH501	A	\$ 3,750,715	M	\$ 4,726,625	\$ 975,910	10/23/2012	7/1/2012	6/30/2017	Goodwill Industries of Hawaii, Inc.	Long-term Adult Supports and Resources	Annual audit	Y	S
HTH501	A	\$ -	O	\$ 95,400	\$ 95,400	11/3/2016	5/2/2016	5/1/2017	American Association on Intellectual and Developmental Disabilities	Supports Intensity Scale	Annual audit	N	S
HTH501	A	\$ 847,850	M	\$ 1,490,717	\$ 642,867	2/20/2014	9/1/2013	5/31/2017	University of Hawaii, Center for Disability Studies	Disability Studies Projects	Annual audit	N	S
HTH501	A	\$ 136,537	O	\$ 165,800	\$ 29,263	8/27/2014	12/1/2013	11/30/2017	Terry Sue Beuret	Psychological Evaluation Services	Annual audit	Y	S
HTH501	A	\$ 217,934	O	\$ 301,152	\$ 83,218	4/30/2014	12/1/2013	11/30/2017	Steven J. Choy	Psychological Evaluation Services	Annual audit	Y	S
HTH501	A	\$ 222,318	O	\$ 310,944	\$ 88,626	2/18/2014	12/1/2013	11/30/2017	John L. Wingert	Psychological Evaluation Services	Annual audit	Y	S
HTH501	A	\$ 223,780	O	\$ 316,464	\$ 92,684	4/1/2014	12/1/2013	11/30/2017	Brenda J. Wong	Psychological Evaluation Services	Annual audit	Y	S
HTH501	B	\$ 45,747	M	\$ 326,820	\$ 281,073	8/2/2016	3/1/2016	2/28/2019	Queen's Medical Center	Statewide Stroke Network	Annual audit	Y	S
HTH501	A	\$ 186,804	M	\$ 286,186	\$ 99,382	2/3/2015	12/1/2014	11/30/2017	Honolulu Merchant Patrol & Guard Co.	Security patrol services Hale Complex 2201 Waimano Home Rd	Annual audit	N	S

Department of Health
Active Contracts as of December 1, 2016

Table 16

Prog ID	MOF	Amount	(M/A/O)	Max Value	Balance	Date Executed	From	To	Entity	Contract Description	Contract is Monitored	Y/N	E/L/P/C/G/S
HTH501	A	\$ 243,347	M	\$ 400,000	\$ 156,653	7/1/2015	7/1/2015	6/30/2017	The Queens Medical Center	General Dentistry and Oral Surgery Services for DD/ID; annual seminar	Annual audit	Y	S
HTH501	A	\$ 44,199	O	\$ 99,864	\$ 55,665	8/9/2016	6/1/2016	5/31/2017	Oceanit	Business map process	Annual audit	N	S
HTH501	A	\$ 167,289	M	\$ 375,000	\$ 207,711	8/24/2015	8/24/2015	5/14/2017	Human Services Research Institute	Individual budgeting for DD clients	Annual audit	N	S
HTH501	A	\$ -	O	\$ 74,190	\$ 74,190	9/27/2016	6/1/2016	5/31/2017	Hawaii Pediatric Assoc Research & Edu Foundation	Interview for NCI Survey	Annual audit	N	S
HTH501	A	\$ 87,110	M	\$ 472,887	\$ 385,777	9/20/2016	6/15/2016	6/14/2017	Public Consulting Group (PCG)	DOH/BHA IT Planning	Annual audit	N	S
HTH501	A	\$ 8,250	M	\$ 73,822	\$ 65,572	9/9/2016	6/24/2016	6/23/2017	Business Solution Technologies	HIPAA Risk Assessment/Analysis	Annual audit	N	S
HTH501	A	\$ 9,485	M	\$ 22,400	\$ 12,915	8/18/2016	8/22/2016	1/31/2017	Niu Valley	Performance-Based Modeling Training	Annual audit	N	S
HTH501	A	\$ 18,833	M	\$ 34,882	\$ 16,049	4/5/2016	6/1/2016	5/31/2017	Michael Tamanaha	DD/ID Specialized training services	Annual audit	N	S
HTH501	A	\$ -	M	\$ 5,000	\$ 5,000	10/8/2016	11/1/2016	8/31/2017	American Acad of Dvlpmntl Med	Dementia training	Annual audit	N	S
HTH501	A	\$ 16,402	M	\$ 24,603	\$ 8,201	6/2/2016	7/1/2016	12/31/2016	Janitorial Services	Opportunities and Resources	Annual audit	N	S
HTH501	A	\$ 7,500	M	\$ 30,000	\$ 22,500	5/6/2016	7/1/2016	6/30/2017	Emergency Preparedness training	Foundation 857	Annual audit	N	S
HTH501	A	\$ 8,775	M	\$ 24,990	\$ 16,215	4/12/2016	6/16/2016	5/15/2017	Psych consultation and training services	Christine Walton, PhD	Annual audit	N	S
HTH501	A	\$ -	O	\$ 49,000	\$ 49,000	5/12/2016	1/1/2016	12/31/2016	Uni-Care	DD Care Support (Annual)	Annual audit	N	S
HTH501	A	\$ -	O	\$ 15,000	\$ 15,000	3/31/2016	5/1/2016	4/30/2017	Stephen Haynes	Specialized training: DD eligibility assessment	Annual audit	N	S
HTH501	A	\$ -	O	\$ 32,966	\$ 32,966	6/28/2016	3/1/2016	2/28/2017	American Association on Intellectual and Developmental Disabilities: AAIDD	SIS IT services (Annual)	Annual audit	N	S
HTH520	A	\$ 85,000	A	\$ 85,000	\$ 63,784	7/1/2016	7/1/2016	6/30/2017	City and County of Honolulu	Reimbursement for issuing disabled person parking placards	Database statistics are generated and verified by the Disability and Communication Access Board	N	S
HTH520	A	\$ 20,000	A	\$ 20,000	\$ 15,284	7/1/2016	7/1/2016	6/30/2017	County of Hawaii	Reimbursement for issuing disabled person parking placards	Database statistics are generated and verified by the Disability and Communication Access Board	N	S
HTH520	A	\$ 15,000	A	\$ 15,000	\$ 11,688	7/1/2016	7/1/2016	6/30/2017	County of Maui	Reimbursement for issuing disabled person parking placards	Database statistics are generated and verified by the Disability and Communication Access Board	N	S
HTH520	A	\$ 7,000	A	\$ 7,000	\$ 5,656	7/1/2016	7/1/2016	6/30/2017	County of Kauai	Reimbursement for issuing disabled person parking placards	Database statistics are generated and verified by the Disability and Communication Access Board	N	S
HTH560	A	\$ -	M	\$ 255,000	\$ 255,000	7/1/2016	7/1/2016	6/30/2019	Bay Clinic, Inc.	Clinical Family Planning and Related Preventive Health Services	Annual, Program and Fiscal	Y	S

Department of Health
Active Contracts as of December 1, 2016

Table 16

Prog ID	MOF	Amount	(M/A/O)	Max Value	Balance	Date Executed	From	To	Entity	Contract Description	Contract is Monitored	Y/N	E/L/P/C/G/S
HTH560	N	\$ -	M	\$ 240,000	\$ 240,000	7/1/2016	7/1/2016	6/30/2019	Bay Clinic, Inc.	Clinical Family Planning and Related Preventive Health Services	Annual, Program and Fiscal	Y	S
HTH560	A	\$ -	M	\$ 42,000	\$ 42,000	7/1/2016	7/1/2016	6/30/2019	Community Clinic of Maui, Inc.	Clinical Family Planning and Related Preventive Health Services	Annual, Program and Fiscal	Y	S
HTH560	N	\$ -	M	\$ 558,000	\$ 558,000	7/1/2016	7/1/2016	6/30/2019	Community Clinic of Maui, Inc.	Clinical Family Planning and Related Preventive Health Services	Annual, Program and Fiscal	Y	S
HTH560	A	\$ -	M	\$ 90,000	\$ 90,000	7/1/2016	7/1/2016	6/30/2019	Hamakua Health Center, Inc.	Clinical Family Planning and Related Preventive Health Services	Annual, Program and Fiscal	Y	S
HTH560	N	\$ 41,722	M	\$ 240,000	\$ 198,278	7/1/2016	7/1/2016	6/30/2019	Hamakua Health Center, Inc.	Clinical Family Planning and Related Preventive Health Services	Annual, Program and Fiscal	Y	S
HTH560	N	\$ 21,561	M	\$ 555,000	\$ 533,439	7/1/2016	7/1/2016	6/30/2019	Kalihi-Palama Health Center	Clinical Family Planning and Related Preventive Health Services	Annual, Program and Fiscal	Y	S
HTH560	N	\$ 55,021	M	\$ 480,000	\$ 424,979	7/1/2016	7/1/2016	6/30/2019	Kokua Kalihi Valley	Clinical Family Planning and Related Preventive Health Services	Annual, Program and Fiscal	Y	S
HTH560	A	\$ -	M	\$ 150,000	\$ 150,000	7/1/2016	7/1/2016	6/30/2019	Ko'olauloa Community Health and Wellness Center, Inc.	Clinical Family Planning and Related Preventive Health Services	Annual, Program and Fiscal	Y	S
HTH560	N	\$ -	M	\$ 75,000	\$ 75,000	7/1/2016	7/1/2016	6/30/2019	Ko'olauloa Community Health and Wellness Center, Inc.	Clinical Family Planning and Related Preventive Health Services	Annual, Program and Fiscal	Y	S
HTH560	A	\$ -	M	\$ 75,000	\$ 75,000	7/1/2016	7/1/2016	6/30/2019	Molokai General Hospital	Clinical Family Planning and Related Preventive Health Services	Annual, Program and Fiscal	Y	S
HTH560	N	\$ 33,339	M	\$ 240,000	\$ 206,661	7/1/2016	7/1/2016	6/30/2019	Molokai General Hospital	Clinical Family Planning and Related Preventive Health Services	Annual, Program and Fiscal	Y	S
HTH560	A	\$ 39,646	M	\$ 338,235	\$ 298,589	7/1/2016	7/1/2016	6/30/2019	Planned Parenthood of the Great Northwest and the Hawaiian Islands - Oahu	Clinical Family Planning and Related Preventive Health Services	Annual, Program and Fiscal	Y	S
HTH560	N	\$ 73,786	M	\$ 321,765	\$ 247,979	7/1/2016	7/1/2016	6/30/2019	Planned Parenthood of the Great Northwest and the Hawaiian Islands - Oahu	Clinical Family Planning and Related Preventive Health Services	Annual, Program and Fiscal	Y	S
HTH560	A	\$ -	M	\$ 150,000	\$ 150,000	7/1/2016	7/1/2016	6/30/2019	Planned Parenthood of the Great Northwest and the Hawaiian Islands - Maui	Clinical Family Planning and Related Preventive Health Services	Annual, Program and Fiscal	Y	S
HTH560	N	\$ 87,422	M	\$ 300,000	\$ 212,578	7/1/2016	7/1/2016	6/30/2019	Planned Parenthood of the Great Northwest and the Hawaiian Islands - Maui	Clinical Family Planning and Related Preventive Health Services	Annual, Program and Fiscal	Y	S
HTH560	A	\$ -	M	\$ 240,000	\$ 240,000	7/1/2016	7/1/2016	6/30/2019	University of Hawaii - Hilo	Clinical Family Planning and Related Preventive Health Services	Annual, Program and Fiscal	Y	S
HTH560	A	\$ 13,242	M	\$ 150,000	\$ 136,758	7/1/2016	7/1/2016	6/30/2019	University of Hawaii - Kauai	Clinical Family Planning and Related Preventive Health Services	Annual, Program and Fiscal	Y	S
HTH560	A	\$ -	M	\$ 120,000	\$ 120,000	7/1/2016	7/1/2016	6/30/2019	Waianae District Comprehensive Health & Hospital Board, Inc.	Clinical Family Planning and Related Preventive Health Services	Annual, Program and Fiscal	Y	S
HTH560	N	\$ -	M	\$ 1,230,000	\$ 1,230,000	7/1/2016	7/1/2016	6/30/2019	Waianae District Comprehensive Health & Hospital Board, Inc.	Clinical Family Planning and Related Preventive Health Services	Annual, Program and Fiscal	Y	S
HTH560	A	\$ -	M	\$ 60,000	\$ 60,000	7/1/2016	7/1/2016	6/30/2019	Lanai Community Health Center	Clinical Family Planning and Related Preventive Health Services	Annual, Program and Fiscal	Y	S
HTH560	N	\$ 29,071	M	\$ 150,000	\$ 120,929	7/1/2016	7/1/2016	6/30/2019	Lanai Community Health Center	Clinical Family Planning and Related Preventive Health Services	Annual, Program and Fiscal	Y	S
HTH560	A	\$ 14,999	M	\$ 200,000	\$ 185,001	1/1/2016	1/1/2016	6/30/2019	University of Hawaii - Maui College	Clinical Family Planning and Related Preventive Health Services	Annual, Program and Fiscal	Y	S
HTH560	P	\$ 271,208	M	\$ 411,289	\$ 140,081	10/29/2013	10/29/2013	8/29/2016	Social Solutions Global, Inc.	Healthy Start	Annual, Program and Fiscal	Y	S
HTH560	A	\$ 650,932	M	\$ 1,062,530	\$ 411,598	1/1/2014	1/1/2014	6/30/2017	Catholic Charities Hawaii	Healthy Start	Annual, Program and Fiscal	Y	S

Department of Health
Active Contracts as of December 1, 2016

Table 16

Prog ID	MOF	Amount	(M/A/O)	Max Value	Balance	Date Executed	From	To	Entity	Contract Description	Contract is Monitored	Y/N	E/L/P/C/G/S
HTH560	B	\$ 565,000	M	\$ 565,000	\$ -	1/1/2014	1/1/2014	6/30/2017	Catholic Charities Hawaii	Healthy Start	Annual, Program and Fiscal	Y	S
HTH560	P	\$ 815,183	M	\$ 967,449	\$ 152,266	1/1/2014	1/1/2014	6/30/2017	Catholic Charities Hawaii	Healthy Start	Annual, Program and Fiscal	Y	S
HTH560	A	\$ 62,103	M	\$ 104,000	\$ 41,897	1/1/2014	1/1/2014	6/30/2017	Child and Family Service	Healthy Start	Annual, Program and Fiscal	Y	S
HTH560	B	\$ 52,000	M	\$ 52,000	\$ -	1/1/2014	1/1/2014	6/30/2017	Child and Family Service	Healthy Start	Annual, Program and Fiscal	Y	S
HTH560	P	\$ 207,854	M	\$ 282,715	\$ 74,861	1/1/2014	1/1/2014	6/30/2017	Child and Family Service	Healthy Start	Annual, Program and Fiscal	Y	S
HTH560	A	\$ 115,625	M	\$ 200,000	\$ 84,375	1/1/2014	1/1/2014	6/30/2017	Family Support Services of West Hawaii	Healthy Start	Annual, Program and Fiscal	Y	S
HTH560	B	\$ 100,000	M	\$ 100,000	\$ -	1/1/2014	1/1/2014	6/30/2017	Family Support Services of West Hawaii	Healthy Start	Annual, Program and Fiscal	Y	S
HTH560	P	\$ 142,730	M	\$ 222,730	\$ 80,000	1/1/2014	1/1/2014	6/30/2017	Family Support Services of West Hawaii	Healthy Start	Annual, Program and Fiscal	Y	S
HTH560	A	\$ 183,000	M	\$ 366,000	\$ 183,000	1/1/2014	1/1/2014	6/30/2017	Maui Family Support Services	Healthy Start	Annual, Program and Fiscal	Y	S
HTH560	B	\$ 183,000	M	\$ 183,000	\$ -	1/1/2014	1/1/2014	6/30/2017	Maui Family Support Services	Healthy Start	Annual, Program and Fiscal	Y	S
HTH560	P	\$ 292,528	M	\$ 413,494	\$ 120,966	1/1/2014	1/1/2014	6/30/2017	Maui Family Support Services	Healthy Start	Annual, Program and Fiscal	Y	S
HTH560	A	\$ 200,000	M	\$ 250,000	\$ 50,000	1/1/2014	1/1/2014	6/30/2017	YWCA of Hawaii Island	Healthy Start	Annual, Program and Fiscal	Y	S
HTH560	B	\$ 283,274	M	\$ 283,274	\$ -	1/1/2014	1/1/2014	6/30/2017	YWCA of Hawaii Island	Healthy Start	Annual, Program and Fiscal	Y	S
HTH560	P	\$ 78,001	M	\$ 222,775	\$ 144,774	1/1/2014	1/1/2014	6/30/2017	YWCA of Hawaii Island	Healthy Start	Annual, Program and Fiscal	Y	S
HTH560	A	\$ 611,207	M	\$ 1,100,000	\$ 488,793	1/1/2014	1/1/2014	6/30/2017	Keiki O Ka Aina Preschool, Inc.	Healthy Start	Annual, Program and Fiscal	Y	S
HTH560	B	\$ 972,915	M	\$ 972,915	\$ -	1/1/2014	1/1/2014	6/30/2017	Keiki O Ka Aina Preschool, Inc.	Healthy Start	Annual, Program and Fiscal	Y	S
HTH560	P	\$ 1,329,922	M	\$ 2,114,515	\$ 784,593	1/1/2014	1/1/2014	6/30/2017	Keiki O Ka Aina Preschool, Inc.	Healthy Start	Annual, Program and Fiscal	Y	S
HTH560	A	\$ 323,058	M	\$ 600,000	\$ 276,942	1/1/2014	1/1/2014	6/30/2017	Institute for Native Pacific Education and Culture	Healthy Start	Annual, Program and Fiscal	Y	S
HTH560	B	\$ 431,203	M	\$ 431,203	\$ -	1/1/2014	1/1/2014	6/30/2017	Institute for Native Pacific Education and Culture	Healthy Start	Annual, Program and Fiscal	Y	S
HTH560	P	\$ 675,123	M	\$ 961,203	\$ 286,080	1/1/2014	1/1/2014	6/30/2017	Institute for Native Pacific Education and Culture	Healthy Start	Annual, Program and Fiscal	Y	S
HTH560	B	\$ 29,150	M	\$ 29,150	\$ -	1/1/2014	1/1/2014	6/30/2017	Maui Family Support Services, Inc.	Healthy Start	Annual, Program and Fiscal	Y	S
HTH560	P	\$ 208,689	M	\$ 386,928	\$ 178,239	1/1/2014	1/1/2014	6/30/2017	Maui Family Support Services, Inc.	Healthy Start	Annual, Program and Fiscal	Y	S
HTH560	A	\$ 451,210	M	\$ 700,000	\$ 248,790	1/1/2014	1/1/2014	6/30/2017	Parents and Children Together	Healthy Start	Annual, Program and Fiscal	Y	S
HTH560	B	\$ 583,331	M	\$ 583,331	\$ -	1/1/2014	1/1/2014	6/30/2017	Parents and Children Together	Healthy Start	Annual, Program and Fiscal	Y	S
HTH560	P	\$ 694,841	M	\$ 953,931	\$ 259,090	1/1/2014	1/1/2014	6/30/2017	Parents and Children Together	Healthy Start	Annual, Program and Fiscal	Y	S
HTH560	A	\$ 418,946	M	\$ 700,000	\$ 281,054	7/1/2015	7/1/2015	6/30/2017	YWCA of Hawaii Island	Healthy Start	Annual, Program and Fiscal	Y	S
HTH560	P	\$ 355,038	M	\$ 544,083	\$ 189,045	7/1/2015	7/1/2015	6/30/2017	YWCA of Hawaii Island	Healthy Start	Annual, Program and Fiscal	Y	S
HTH560	P	\$ 318,341	M	\$ 458,000	\$ 139,659	7/1/2015	7/1/2015	6/30/2017	Child and Family Service	Healthy Start	Annual, Program and Fiscal	Y	S

Department of Health
Active Contracts as of December 1, 2016

Table 16

Prog ID	MOF	Amount	(M/A/O)	Max Value	Balance	Date Executed	From	To	Entity	Contract Description	Contract is Monitored	Y/N	E/L/P/C/G/S
HTH560	A	\$ 440,523	M	\$ 700,000	\$ 259,477	7/1/2015	7/1/2015	6/30/2017	Child and Family Service	Healthy Start	Annual, Program and Fiscal	Y	S
HTH560	P	\$ 451,583	M	\$ 729,779	\$ 278,196	7/1/2015	7/1/2015	6/30/2017	Child and Family Service	Healthy Start	Annual, Program and Fiscal	Y	S
HTH560	A	\$ 360,020	M	\$ 761,673	\$ 401,653	1/1/2016	1/1/2016	6/30/2017	Child and Family Service	Parenting Support Program/Parent Line-Home Reach	Annual, Program and Fiscal	Y	S
HTH560	A	\$ 174,330	M	\$ 375,000	\$ 200,670	1/1/2016	1/1/2016	6/30/2017	Child and Family Service	Parenting Support Program/Parent Line-Home Reach	Annual, Program and Fiscal	Y	S
HTH560	A	\$ 124,299	M	\$ 248,598	\$ 124,299	7/1/2015	7/1/2015	6/30/2017	Healthy Mothers Healthy Babies	Perinatal Support Services/System of Care	Annual, Program and Fiscal	Y	S
HTH560	N	\$ 34,661	M	\$ 45,402	\$ 10,741	7/1/2015	7/1/2015	6/30/2017	Healthy Mothers Healthy Babies	Perinatal Support Services/System of Care	Annual, Program and Fiscal	Y	S
HTH560	A	\$ 180,453	M	\$ 310,500	\$ 130,047	7/1/2014	7/1/2014	6/30/2018	Community Clinic of Maui	Perinatal Support Services/High-Risk Pregnant Women	Annual, Program and Fiscal	Y	S
HTH560	A	\$ 189,942	M	\$ 330,500	\$ 140,558	7/1/2014	7/1/2014	6/30/2018	Kalihi Palama Health Center	Perinatal Support Services/High-Risk Pregnant Women	Annual, Program and Fiscal	Y	S
HTH560	A	\$ 187,402	M	\$ 320,000	\$ 132,598	7/1/2014	7/1/2014	6/30/2018	Kokua Kalihi Valley	Perinatal Support Services/High-Risk Pregnant Women	Annual, Program and Fiscal	Y	S
HTH560	A	\$ 110,874	M	\$ 160,500	\$ 49,626	7/1/2014	7/1/2014	6/30/2018	Molokai General Hospital	Perinatal Support Services/High-Risk Pregnant Women	Annual, Program and Fiscal	Y	S
HTH560	A	\$ 239,859	M	\$ 469,907	\$ 230,048	7/1/2014	7/1/2014	6/30/2018	Waianae District Comprehensive Health Center	Perinatal Support Services/High-Risk Pregnant Women	Annual, Program and Fiscal	Y	S
HTH560	A	\$ 81,890	M	\$ 160,000	\$ 78,110	7/1/2014	7/1/2014	6/30/2018	Waimanalo Health Center	Perinatal Support Services/High-Risk Pregnant Women	Annual, Program and Fiscal	Y	S
HTH560	A	\$ 66,948	M	\$ 119,928	\$ 52,980	7/1/2014	7/1/2014	6/30/2018	West Hawaii Community Health Center	Perinatal Support Services/High-Risk Pregnant Women	Annual, Program and Fiscal	Y	S
HTH560	A	\$ 112,005	M	Rate Schedule	Rate Schedule	5/16/2013	7/1/2013	6/30/2017	The Queen's Medical Center	Primary Care Svcs. for the uninsured	On-site, biennial	Y	S
HTH560	B	\$ 1,244,178	M	Rate Schedule	Rate Schedule	6/24/2013	7/1/2013	6/30/2019	Bay Clinic, Inc.	Primary Care Svcs. for the uninsured	On-site, biennial	Y	S
HTH560	B	\$ 1,136,765	M	Rate Schedule	Rate Schedule	4/25/2013	7/1/2013	6/30/2019	Community Clinic of Maui, Inc.	Primary Care Svcs. for the uninsured	On-site, biennial	Y	S
HTH560	B	\$ 89,532	M	Rate Schedule	Rate Schedule	8/23/2013	7/1/2013	6/30/2019	Hamakua Health Center, Inc.	Primary Care Svcs. for the uninsured	On-site, biennial	Y	S
HTH560	B	\$ 366,000	M	Rate Schedule	Rate Schedule	5/16/2013	7/1/2013	6/30/2019	Ho'ola Lahui Hawaii	Primary Care Svcs. for the uninsured	On-site, biennial	Y	S
HTH560	B	\$ 1,096,585	M	Rate Schedule	Rate Schedule	7/12/2013	7/1/2013	6/30/2019	Kalihi-Palama Health Center	Primary Care Svcs. for the uninsured	On-site, biennial	Y	S
HTH560	B	\$ 1,558,875	M	Rate Schedule	Rate Schedule	5/14/2013	7/1/2013	6/30/2019	Kokua Kalihi Valley	Primary Care Svcs. for the uninsured	On-site, biennial	Y	S
HTH560	B	\$ 275,120	M	Rate Schedule	Rate Schedule	6/24/2013	7/1/2013	6/30/2019	Ko'olauloa Community Health & Wellness Center, Inc.	Primary Care Svcs. for the uninsured	On-site, biennial	Y	S
HTH560	B	\$ 68,780	M	Rate Schedule	Rate Schedule	6/24/2013	7/1/2013	6/30/2019	Lanai Community Health Center	Primary Care Svcs. for the uninsured	On-site, biennial	Y	S
HTH560	B	\$ 97,280	M	Rate Schedule	Rate Schedule	5/16/2013	7/1/2013	6/30/2019	Molokai Ohana Health Care, Inc.	Primary Care Svcs. for the uninsured	On-site, biennial	Y	S
HTH560	B	\$ 5,229,437	M	Rate Schedule	Rate Schedule	6/6/2013	7/1/2013	6/30/2019	Waianae District Comprehensive Health and Hospital Board, Inc.	Primary Care Svcs. for the uninsured	On-site, biennial	Y	S
HTH560	B	\$ 757,336	M	Rate Schedule	Rate Schedule	7/12/2013	7/1/2013	6/30/2019	Waikiki Health Center	Primary Care Svcs. for the uninsured	On-site, biennial	Y	S
HTH560	B	\$ 927,770	M	Rate Schedule	Rate Schedule	4/25/2013	7/1/2013	6/30/2019	Waimanalo Health Center	Primary Care Svcs. for the uninsured	On-site, biennial	Y	S

Department of Health
Active Contracts as of December 1, 2016

Table 16

Prog ID	MOF	Amount	(M/A/O)	Max Value	Balance	Date Executed	From	To	Entity	Contract Description	Contract is Monitored	Y/N	E/L/P/C/G/S
HTH560	B	\$ 353,295	M	Rate Schedule	Rate Schedule	4/25/2013	7/1/2013	6/30/2019	West Hawaii Community Health Center, Inc.	Primary Care Svcs. for the uninsured	On-site, biennial	Y	S
HTH560	A	\$ 74,480	M	Rate Schedule	Rate Schedule	5/28/2013	7/1/2013	6/30/2017	Country Doctor Outreach	Primary Care Svcs. for the uninsured	On-site, biennial	Y	S
HTH560	B	\$ 376,664	M	\$ 4,520,000	\$ 4,143,336	2/17/2016	7/1/2016	6/30/2020	Hana Health	Urgent & primary care services	On-site, biennial	Y	S
HTH560	A	\$ 881,817	M	\$ 7,395,256	\$ 6,513,439	2/8/2016	7/1/2016	6/30/2020	Molokai General Hospital	In-patient, out-patient, emergency svcs.	On-site, biennial	Y	S
HTH560	B	\$ 272,312	M	\$ 5,872,000	\$ 5,599,688	2/9/2016	7/1/2016	6/30/2020	Waianae Coast Comprehensive Health & Hospital Board, Inc.	Emergency room services	On-site, biennial	Y	S
HTH560	A	\$ 914,873	M	\$ 3,600,688	\$ 2,685,815	4/25/2013	7/1/2013	6/30/2017	Wahiawa General Hospital	In-patient, out-patient, emergency svcs.	On-site, biennial	Y	S
HTH560	A	\$ 14,782	M	\$ 185,212	\$ 170,430	7/21/2010	7/1/2016	6/30/2017	Narcissa Ocariza dba as Eunara Janitorial Service	Janitorial Services for the Wilcox Complex Buildings	Desk audit	N	S
HTH560	A	\$ 2,131,746	M	Rate Schedule	\$ 585,433	5/24/2016	1/1/2013	6/30/2017	Easter Seals Hawaii - Kailua	Early intervention services for infants and toddlers with special needs under the age of three.	Fiscal and program staff monitoring	Y	S
HTH560	A	\$ 2,147,931	M	Rate Schedule	\$ 576,006	5/24/2016	1/1/2013	6/30/2017	Easter Seals Hawaii - Honolulu Central	Early intervention services for infants and toddlers with special needs under the age of three.	Fiscal and program staff monitoring	Y	S
HTH560	A	\$ 2,070,491	M	Rate Schedule	\$ 556,303	5/24/2016	1/1/2013	6/30/2017	Easter Seals Hawaii - Honolulu East	Early intervention services for infants and toddlers with special needs under the age of three.	Fiscal and program staff monitoring	Y	S
HTH560	A	\$ 1,582,447	M	Rate Schedule	\$ 487,153	5/24/2016	1/1/2013	6/30/2017	Easter Seals Hawaii - Kauai	Early intervention services for infants and toddlers with special needs under the age of three.	Fiscal and program staff monitoring	Y	S
HTH560	A	\$ 2,085,518	M	Rate Schedule	\$ 696,671	5/24/2016	1/1/2013	6/30/2017	Easter Seals Hawaii - Hilo	Early intervention services for infants and toddlers with special needs under the age of three.	Fiscal and program staff monitoring	Y	S
HTH560	A	\$ 2,666,815	M	Rate Schedule	\$ 760,898	5/24/2016	1/1/2013	6/30/2017	Easter Seals Hawaii - Kapolei	Early intervention services for infants and toddlers with special needs under the age of three.	Fiscal and program staff monitoring	Y	S
HTH560	A, N	\$ 168,552	M	Rate Schedule	\$ 495,703	10/12/2016	1/1/2013	6/30/2017	Kapiolani Medical Center for Women and Children - Central	Early intervention services for infants and toddlers with special needs under the age of three.	Fiscal and program staff monitoring	Y	S
HTH560	A	\$ 1,275,746	M	Rate Schedule	\$ 752,406	8/5/2016	1/1/2013	6/30/2017	Waianae Coast Early Childhood Services - Waianae	Early intervention services for infants and toddlers with special needs under the age of three.	Fiscal and program staff monitoring	Y	S
HTH560	A	\$ 1,579,861	M	Rate Schedule	\$ 958,428	8/5/2016	1/1/2013	6/30/2017	Waianae Coast Early Childhood Services - Wahiawa	Early intervention services for infants and toddlers with special needs under the age of three.	Fiscal and program staff monitoring	Y	S
HTH560	A	\$ 2,782,418	M	Rate Schedule	\$ 887,780	8/5/2016	1/1/2013	6/30/2017	Waianae Coast Early Childhood Services - Waipahu	Early intervention services for infants and toddlers with special needs under the age of three.	Fiscal and program staff monitoring	Y	S
HTH560	A	\$ 1,673,294	M	Rate Schedule	\$ 488,982	5/24/2016	1/1/2013	6/30/2017	United Cerebral Palsy - Honolulu South	Early intervention services for infants and toddlers with special needs under the age of three.	Fiscal and program staff monitoring	Y	S
HTH560	A	\$ 5,359,173	M	Rate Schedule	\$ 2,087,221	5/24/2016	1/1/2013	6/30/2017	Imua Family Services (Maui)	Early intervention services for infants and toddlers with special needs under the age of three.	Fiscal and program staff monitoring	Y	S
HTH560	A	\$ 252,270	M	Rate Schedule	\$ 78,966	5/12/2016	1/1/2013	6/30/2017	Imua Family Services (Lanai)	Early intervention services for infants and toddlers with special needs under the age of three.	Fiscal and program staff monitoring	Y	S
HTH560	A	\$ 641,816	M	Rate Schedule	\$ 171,374	6/27/2016	1/1/2013	6/30/2017	Family Support Services of West Hawaii (Kohala)	Early intervention services for infants and toddlers with special needs under the age of three.	Fiscal and program staff monitoring	Y	S

Department of Health
Active Contracts as of December 1, 2016

Table 16

Prog ID	MOF	Amount	(M/A/O)	Max Value	Balance	Date Executed	From	To	Entity	Contract Description	Contract is Monitored	Y/N	E/L/P/C/G/S
HTH560	A	\$ 1,362,777	M	Rate Schedule	\$ 481,432	6/27/2016	1/1/2013	6/30/2017	Family Support Services of West Hawaii (Kona)	Early intervention services for infants and toddlers with special needs under the age of three.	Fiscal and program staff monitoring	Y	S
HTH560	A, N	\$ 1,889,898	M	Rate Schedule	\$ 587,337	10/12/2016	1/1/2013	6/30/2017	Kapiolani Medical Center for Women and Children - EIP	Early intervention services for infants and toddlers with special needs under the age of three.	Fiscal and program staff monitoring	Y	S
HTH560	A	\$ 43,018	M	Rate Schedule	\$ 172,352	5/24/2016	7/1/2015	6/30/2017	Imua Family Services (Molokai)	Early intervention services for infants and toddlers with special needs under the age of three.	Fiscal and program staff monitoring	Y	S
HTH560	A	\$ -	M	Rate Schedule	\$ 21,000	9/9/2016	7/1/2016	6/30/2017	Megan Fienhold dba Keiki Communication Therapy	Early intervention services for infants and toddlers with special needs under the age of three.	Fiscal and program staff monitoring	N	S
HTH560	A	\$ 13,805	M	Rate Schedule	\$ 1,195	7/1/2016	7/1/2016	6/30/2017	Jessica E. Tindall	Early intervention services for infants and toddlers with special needs under the age of three.	Fiscal and program staff monitoring	N	S
HTH560	A	\$ 8,540	M	Rate Schedule	\$ 3,460	7/1/2016	7/1/2016	6/30/2017	Island Abilities LLC	Early intervention services for infants and toddlers with special needs under the age of three.	Fiscal and program staff monitoring	N	S
HTH560	A	\$ 4,414	M	Rate Schedule	\$ 3,586	7/1/2016	7/1/2016	6/30/2017	Lise Tsue	Early intervention services for infants and toddlers with special needs under the age of three.	Fiscal and program staff monitoring	N	S
HTH560	A	\$ 535	M	Rate Schedule	\$ 2,465	7/1/2016	7/1/2016	6/30/2017	Ryan M. DeLa Pena DLP Technology Consulting LLC	Early intervention services for infants and toddlers with special needs under the age of three.	Fiscal and program staff monitoring	N	S
HTH560	A	\$ 5,029	M	Rate Schedule	\$ 1,971	7/1/2016	7/1/2016	6/30/2017	Sayuri's Nutritional Consultation, LLC	Early intervention services for infants and toddlers with special needs under the age of three.	Fiscal and program staff monitoring	N	S
HTH560	A	\$ 1,800	M	Rate Schedule	\$ 1,200	7/1/2016	7/1/2016	6/30/2017	Lauren Yasui, LLC	Early intervention services for infants and toddlers with special needs under the age of three.	Fiscal and program staff monitoring	N	S
HTH560	A	\$ 8,145	M	Rate Schedule	\$ 35,855	8/29/2016	7/1/2016	6/30/2017	Leeward Physical Therapy	Early intervention services for infants and toddlers with special needs under the age of three.	Fiscal and program staff monitoring	N	S
HTH560	A	\$ 490	M	Rate Schedule	\$ 19,510	7/1/2016	7/1/2016	6/30/2017	KMC Rehab	Early intervention services for infants and toddlers with special needs under the age of three.	Fiscal and program staff monitoring	N	S
HTH560	A	\$ 1,757	M	Rate Schedule	\$ 743	7/1/2016	7/1/2016	6/30/2017	June Ueyhara-Isono, INC.	Early intervention services for infants and toddlers with special needs under the age of three.	Fiscal and program staff monitoring	N	S
HTH560	A	\$ 24,251	M	Rate Schedule	\$ 156,204	5/11/2015	3/1/2015	6/30/2017	Aptitude Habilitation Services	Early intervention services for infants and toddlers with special needs under the age of three.	Fiscal and program staff monitoring	N	S
HTH560	A	\$ -	M	Rate Schedule	\$ 20,000	3/1/2016	3/1/2016	2/28/2017	Aptitude Habilitation Services	Early intervention services for infants and toddlers with special needs under the age of three.	Fiscal and program staff monitoring	N	S
HTH560	A	\$ -	M	Rate Schedule	\$ 20,000	1/29/2016	11/1/2015	6/30/2017	Hawaii Behavioral Health	Early intervention services for infants and toddlers with special needs under the age of three.	Fiscal and program staff monitoring	N	S
HTH560	A	\$ 1,548	M	Rate Schedule	\$ 3,452	4/16/2016	5/1/2016	4/30/2017	Ikaika J. Perreira	Early intervention services for infants and toddlers with special needs under the age of three.	Fiscal and program staff monitoring	N	S
HTH560	A	\$ 44,570	M	Rate Schedule	\$ 25,000	6/28/2016	1/1/2015	6/30/2017	ACES	Early intervention services for infants and toddlers with special needs under the age of three.	Fiscal and program staff monitoring	N	S

Department of Health
Active Contracts as of December 1, 2016

Table 16

Prog ID	MOF	Amount	(M/A/O)	Max Value	Balance	Date Executed	From	To	Entity	Contract Description	Contract is Monitored	Y/N	E/L/P/C/G/S	
HTH560	A	\$ 33,725	M	Rate Schedule	\$ 51,275	6/6/2016	3/25/2015	6/30/2017	Alakai Na Keiki	Early intervention services for infants and toddlers with special needs under the age of three.	Fiscal and program staff monitoring	N	S	
HTH560	A	\$ 764,462	M	Rate Schedule	\$ 485,000	6/15/2016	1/1/2015	6/30/2017	Bayada Home Health Care	Early intervention services for infants and toddlers with special needs under the age of three.	Fiscal and program staff monitoring	N	S	
HTH560	A	\$ 5,590	M	Rate Schedule	\$ 20,000	8/11/2016	1/1/2015	6/30/2017	Care Hawaii, Inc.	Early intervention services for infants and toddlers with special needs under the age of three.	Fiscal and program staff monitoring	N	S	
HTH560	A	\$ -	M	Rate Schedule	\$ 10,000	5/9/2016	1/1/2015	6/30/2017	Easter Seals Hawaii	Early intervention services for infants and toddlers with special needs under the age of three.	Fiscal and program staff monitoring	N	S	
HTH560	A	\$ 3,036	M	Rate Schedule	\$ 46,964	6/20/2016	1/1/2015	6/30/2017	EBS Healthcare	Early intervention services for infants and toddlers with special needs under the age of three.	Fiscal and program staff monitoring	N	S	
HTH560	A	\$ 147,528	M	Rate Schedule	\$ 440,000	6/7/2016	1/1/2015	6/30/2017	Hawaii Behavioral Health	Early intervention services for infants and toddlers with special needs under the age of three.	Fiscal and program staff monitoring	N	S	
HTH560	A	\$ 31,796	M	Rate Schedule	\$ 200,000	6/15/2016	1/1/2015	6/30/2017	Imua Family Services (Maui)	Early intervention services for infants and toddlers with special needs under the age of three.	Fiscal and program staff monitoring	N	S	
HTH560	A	\$ 2,905,444	M	Rate Schedule	\$ 173,494	11/24/2006	4/1/2012	2/28/2017	FPA 1350 King Associates, LLC	Lease Rent, EIS office, 1350 South King Street, Honolulu, HI 96814	Fiscal monitoring	N	S	
HTH560	A	\$ 3,000	M	Rate Schedule	\$ 52,750	8/31/2016	9/1/2016	9/30/2017	Shelden and Rush	Professional development for staff to support the implementation of the Primary Service provider Approach and Coaching Model with fidelity.	Fiscal monitoring	N	S	
HTH560	P	\$ 185,254	M		\$ 450,000	\$ 264,746	7/29/2016	6/1/2016	5/31/2017	Research Corporation of the University of Hawaii	Provide administrative services and employ staff to coordinate and support the DOH's Western States Genetic Services Project.	Fiscal and program staff monitoring	N	G,S
HTH560	B	Rate Schedule	M	Rate Schedule	\$ 443,997	6/30/2016	9/1/2013	8/31/2017	Oregon Department of Human Services	Provide newborn metabolic screening laboratory services for the Newborn Metabolic Screening Program.	Fiscal and program staff monitoring	Y	G,S	
HTH590	P/A	\$ 799,879	M		\$ 799,879	\$ 59,229	6/22/2012	NTP	12/31/2016	University of Hawaii	Hawaii School Health Surveys	Deliverables	Y	S
HTH590	P	\$ 325,910	M		\$ 325,910	\$ 27,125	12/14/2015	NTP	1/4/2017	SMS Research & Marketing Services, Inc.	Conduct annual Hawaii Behavioral Risk Factor Surveillance system telephone surveys for the Dept. of Health	Deliberables	Y	S
HTH590	P	\$ 966,000	M		\$ 966,000	\$ 133,015	9/19/2013	4/24/2013	3/28/2017	Hawaii Public Health Institute dba The Coalition for a Tobacco-Free Hawaii/Healthy Communities Hawaii	Implement Community based Tobacco intervention Program	Deliverables	Y	S
HTH590	A	\$ 740,000	O - based on schedule of deliverables		\$ 740,000	\$ 740,000	11/18/2016	NTP	6/30/2017	University of Hawaii	Conduct activities that shall enable/provide evaluation for all phases of the Dept. of Health's Healthy Hawaii Initiative	Deliverables	Y	S
HTH590	A	\$ 812,280	O - based on schedule of deliverables		\$ 812,280	\$ 682,071	8/17/2016	NTP	6/30/2017	University of Hawaii	Maintenance of the Hawaii Health Data Warehouse	Deliverables	Y	S

Department of Health
Active Contracts as of December 1, 2016

Table 16

Prog ID	MOF	Amount	(M/A/O)	Max Value	Balance	Date Executed	From	To	Entity	Contract Description	Contract is Monitored	Y/N	E/L/P/C/G/S
HTH590	A	\$ 180,000	M	\$ 180,000	\$ 138,455	6/15/2016	NTP	6/30/2017	Hawaii Institute of Integrative Health dba Hawaii Health Foundation	Implement a demonstration project that shows reduction in obesity and related diseases through healthy diet and lifestyle	Deliverables	Y	S
HTH590	B	\$ 1,000,000	M	\$ 1,000,000	\$ 824,670	6/24/2015	6/24/2015	6/30/2017	City and County of Honolulu	Implementation of a bike share transportation system	Deliverables	Y	S
HTH590	B/A	\$ 445,000	M	\$ 445,000	\$ 164,474	7/30/2014	NTP	7/31/2017	University of Hawaii	Provide technical assistance service to local police departments enforcing the prohibition of tobacco and electronic smoking devices sales to minors	Deliverables	Y	S
HTH590	B/A	\$ 4,500,600	O - quarterly; cost reimb	\$ 4,500,600	\$ 1,053,572	7/24/2012	NTP	7/31/2017	Department of Education	Implementation of the Hawaii Content and Performance Standards III in Health Education and Physical Education	Deliverables	Y	S
HTH590	P	\$ 2,182,725	O - based on schedule of deliverables	\$ 2,182,725	\$ 93,750	9/23/2015	NTP	9/29/2017	Hawaii Public Health Institute dba The Coalition for a Tobacco-Free Hawaii/Healthy Communities Hawaii	Prevention of Obesity, Heart Disease, Diabetes and Stroke	Deliverables	Y	S
HTH590	P	\$ 4,435,000	O - based on schedule of deliverables	\$ 4,435,000	\$ 2,702,943	8/24/2015	NTP	9/29/2017	Hawaii Primary Care Association	Prevention of Obesity, Heart Disease, Diabetes and Stroke	Deliverables	Y	S
HTH590	U	\$ 827,974	M - cost reimb	\$ 827,975	\$ 174,976	12/19/2012	1/1/2013	9/30/2017	Young Men's Christian Association of Honolulu dba YMCA of Honolulu	Nutritional education for SNAP-Ed	Deliverables	Y	S
HTH590	U	\$ 282,550	M - cost reimb	\$ 282,550	\$ 121	9/17/2013	5/1/2013	9/30/2017	The Kohala Center, Inc.	Nutritional education for SNAP-Ed	Deliverables	Y	S
HTH590	U	\$ 265,000	M - cost reimb	\$ 265,000	\$ 141,445	5/16/2012	3/1/2012	9/30/2017	Kokua Kalihi Valley (Comprehensive Family Services)	Nutritional education for SNAP-Ed	Deliverables	Y	S
HTH590	A	\$ 41,000	M	\$ 41,000	\$ 41,000	12/9/2016	NTP	10/31/2017	City and County of Honolulu, Honolulu Police Department	Enforce Section 709-908, HRS which prohibits tobacco product and ESD sales to minors, consistent with Act 122, SLH 2015	Deliverables	Y	S
HTH590	B	\$ 100,000	O - based on schedule of deliverables	\$ 100,000	\$ 88,986	12/10/2015	6/15/2015	6/30/2017	University of Hawaii	Conduct and provide nutrition-based hands-on culinary skills training program as part of the DOH CDPHPD Nutrition Educator Network to promote healthy eating and healthy lifestyles	Deliverables	Y	S
HTH610	A	various	O-upon deliverables	\$ 218,000	\$ 60,000	6/29/2015	6/29/2015	6/28/2017	Digital Health Department, Inc.	host a web-based food establishment inspection system that manages, facilitates, documents, and provides information related to food establishments, ASO Log No. 15-119	contract administrator receives and evaluates periodic deliverables	N	S

Department of Health
Active Contracts as of December 1, 2016

Table 16

Prog ID	MOF	Amount	(M/A/O)	Max Value	Balance	Date Executed	From	To	Entity	Contract Description	Contract is Monitored	Y/N	E/L/P/C/G/S
HTH710	A	\$ 265,841	M	\$ 265,841	\$ 177,227	6/27/2013	7/1/2016	6/30/2017	Honeywell International, Inc.	Guaranteed maintenance service of air conditioning and ventilating equipment, and compressed air and vacuum equipment, thermostats and chemical water treatment of air conditioning water system for the Department of Health, State Laboratories Division.	Building Manager monitors the operation of the State Laboratories facility's systems covered by this contract and works with the contractor to insure the systems are in working order. Payments are fixed and paid on submission of invoices.	Y	E
HTH720	A	\$ 4,167	M	\$ 50,000	\$ 37,500	12/10/2015	7/1/2015	6/30/2016	Community Ties of America, Inc.	ASO LOG No. 16-042; Perform licensing of adult day care facilities.	Review of periodic reports submitted by contractor together with invoices.	Y	S
HTH720	A/P	\$ 41,252 / 26,375	M	\$ 811,524	\$ 811,524	12/9/2015	7/1/2015	6/30/2016	Community Ties of America, Inc.	ASO LOG No. 12-147-M4; Perform licensing, certification and monitoring of community care foster family homes and case management.	Review of periodic reports submitted by contractor together with invoices.	Y	S
HTH720	P	Reimb	O	\$ 54,030	\$ 54,030	9/1/2015	10/1/2015	9/30/2016	John M. Piper	ASO LOG No. 12-077-M4; Perform life safety services	Review of periodic reports submitted by contractor together with invoices.	Y	S
HTH720	A/P	Reimb	M	\$ 239,000	\$ 239,000	11/22/2016	4/1/2016	12/31/2016	Bio-Tech Medical Software Inc.	ASO LOG No. 16-117: Implement and maintain computer software tracking system for medical marijuana dispensaries	Review of periodic reports submitted by contractor together with invoices.	Y	S
HTH730	A	\$ 3,814,305	M	NA	NA	12/20/2012	1/1/2013	12/31/2016	Advanced Data Processing, Inc. dba Intermedix Corp.	ASO LOG NO. 13-085-M3. Rate Schedule "Unit Rate" contract for Billing and collection services for emergency medical services. Possible extensions to: 12/31/18.	Review of monthly billing activity and collection reports.	N	S
HTH730	A	\$ 86,047	M	\$ 359,801	\$ 273,754	5/7/2015	7/1/2015	6/30/2017	County of Kauai (Police Department)	ASO LOG NO. 16-001-M1. To operate an emergency medical services dispatch communication center. Possible extensions to: 06/30/2021.	Review of monthly expenditure reports.	Y	S
HTH730	A	\$ 464,657	M	\$ 753,732	\$ 289,074	5/7/2015	7/1/2015	6/30/2017	County of Maui (Police Department)	ASO LOG NO. 16-002-M1. To operate an emergency medical services dispatch communication center. Possible extensions to: 06/30/2021.	Review of monthly expenditure reports.	Y	S
HTH730	A	\$ 260,367	M	\$ 395,628	\$ 135,261	6/9/2015	7/1/2015	6/30/2017	Denver Health and Hospital Authority, Rocky Mountain Poison and Drug Center	ASO LOG NO. 16-003-M1. Telephone case management for all calls originating in Hawaii on the national toll-free hotline. Provide poison information services to the public and health professionals 24-hours per day seven days per week. Possible extensions to: 06/30/2021.	Review of monthly activity and quarterly summary reports.	Y	S

Department of Health
Active Contracts as of December 1, 2016

Table 16

Prog ID	MOF	Amount	(M/A/O)	Max Value	Balance	Date Executed	From	To	Entity	Contract Description	Contract is Monitored	Y/N	E/L/P/C/G/S
HTH730	A	\$ 50,325,323	M	\$ 57,807,929	\$ 7,482,606	9/26/2011	7/1/2011	6/30/2017	International Life Support, Inc. dba American Medical Response	ASO LOG NO. 12-001-M9. To provide continuous 911 advanced life support emergency ground ambulance service on the islands of Maui, Molokai and Lanai and to provide helicopter ambulance services to respond to 911 calls and transfer requests. Possible extensions to: 06/30/2017.	Review of monthly expenditure reports. Review of provider internal and external audits, monitoring reports and corrective action plans. Review of HEMSIS reports. Review of quarterly quality improvement reports.	Y	S
HTH730	A	\$ 22,128,627	M	\$ 25,510,722	\$ 3,382,094	9/26/2011	7/1/2011	6/30/2017	International Life Support, Inc. dba American Medical Response	ASO LOG NO. 12-002-M4. To provide continuous 911 advanced life support emergency ground ambulance service on the island of Kauai. Possible extensions to: 06/30/2017.	Review of monthly expenditure reports. Review of provider internal and external audits, monitoring reports and corrective action plans. Review of HEMSIS reports. Review of quarterly quality improvement reports.	Y	S
HTH730	A	\$ 60,505,906	M	\$ 74,843,884	\$ 14,337,978	11/17/2011	7/1/2011	6/30/2017	County of Hawaii	ASO LOG NO. 12-003-M7. To provide continuous 911 advanced life support emergency ground ambulance service on the island of Hawaii; and to provide helicopter ambulance services to respond to 911 call and transfer requests. Possible extension to: 06/30/2017.	Review of monthly expenditure reports. Review of provider internal and external audits, monitoring reports and corrective action plans. Review of HEMSIS reports. Review of quarterly quality improvement reports.	Y	S
HTH730	A	\$ 150,120,815	M	\$ 170,093,863	\$ 19,973,048	12/1/2011	7/1/2011	6/30/2017	City and County of Honolulu	ASO LOG NO. 12-005-M9. To provide continuous 911 advanced life support emergency ground ambulance service on the island of Oahu. Possible extension to: 06/30/2017.	Review of monthly expenditure reports. Review of provider internal and external audits, monitoring reports and corrective action plans. Review of HEMSIS reports. Review of quarterly quality improvement reports.	Y	S

Department of Health
Active Contracts as of December 1, 2016

Table 16

Prog ID	MOF	Amount	(M/A/O)	Max Value	Balance	Date Executed	From	To	Entity	Contract Description	Contract is Monitored	Y/N	E/L/P/C/G/S
HTH730	A	\$ 1,622,173	M	\$ 1,860,149	\$ 237,976	8/23/2011	7/1/2011	6/30/2017	Pacific Wireless Communications, LLC	ASO LOG NO. 12-006-M7 (Contract No. 60403). To provide all materials, parts, and labor necessary to maintain the operational availability of all required equipment for the State's Medical Communications System on the Islands of Oahu, Kauai, Maui, Lanai, Molokai and Hawaii. Possible extensions to: 06/30/2017.	Review of monthly, quarterly and annual service reports.	N	G/S
HTH730	A	\$ 553,740	O (as work activity is completed)	\$ 1,895,290	\$ 1,341,550	5/29/2013	5/29/2013	5/28/2017	Pacific Wireless Communications, LLC	ASO LOG NO. 13-117-M4 (Contract No. 62057). To upgrade and integrate the existing Hawaii County 9-1-1 emergency medical services ("EMS") medical communication ("MEDICOM") land-mobile radio system from analog to Project 25 digital. Possible extensions to: 05/28/2019.	Review of expenditure reports.	N	G/S
HTH730	A	\$ -	M	\$ 165,001	\$ 165,001	7/22/2016	7/22/2016	7/21/2017	Pacific Wireless Communications, LLC	ASO LOG NO. 16-165 (Contract No. 65108). To provide upgrade, install, and integrate radios for two Bell 222 Helicopters for the purpose of communication when providing helicopter ambulance services to respond to 911 calls and transfer requests for the county of Maui. Possible extension to: 07/21/2018.	Review of monthly expenditure reports.	N	G/S
HTH730	B	\$ 19,742	M	\$ 149,480	\$ 129,738	7/1/2016	7/1/2016	6/30/2017	University of Hawaii (ORS - KCC)	ASO LOG NO. 17-024 (Contract No. 64986). To provide EMS education and training through training centers located on the island of Maui, Kauai, and Hawaii. Possible extensions to: 06/30/2022.	Review of monthly expenditure reports.	N	S
HTH730	B	\$ 18,300,623	M	\$ 22,247,641	\$ 3,947,018	9/26/2011	7/1/2011	6/30/2017	International Life Support, Inc. dba American Medical Response	ASO LOG NO. 12-001-M9. To provide continuous 911 advanced life support emergency ground ambulance service on the islands of Maui, Molokai and Lanai and to provide helicopter ambulance services to respond to 911 calls and transfer requests. Possible extensions to: 06/30/2017.	Review of monthly expenditure reports. Review of provider internal and external audits, monitoring reports and corrective action plans. Review of HEMSIS reports. Review of quarterly quality improvement reports.	Y	S

Department of Health
Active Contracts as of December 1, 2016

Table 16

Prog ID	MOF	Amount	(M/A/O)	Max Value	Balance	Date Executed	From	To	Entity	Contract Description	Contract is Monitored	Y/N	E/L/P/C/G/S
HTH730	B	\$ 5,664,300	M	\$ 6,797,160	\$ 1,132,860	9/26/2011	7/1/2011	6/30/2017	International Life Support, Inc. dba American Medical Response	ASO LOG NO. 12-002-M4. To provide continuous 911 advanced life support emergency ground ambulance service on the island of Kauai. Possible extensions to: 06/30/2017.	Review of monthly expenditure reports. Review of provider internal and external audits, monitoring reports and corrective action plans. Review of HEMSIS reports. Review of quarterly quality improvement reports.	Y	S
HTH730	B	\$ 10,575,709	M	\$ 15,867,981	\$ 5,292,272	11/17/2011	7/1/2011	6/30/2017	County of Hawaii	ASO LOG NO. 12-003-M7. To provide continuous 911 advanced life support emergency ground ambulance service on the island of Hawaii; and to provide helicopter ambulance services to respond to 911 call and transfer requests. Possible extension to: 06/30/2017.	Review of monthly expenditure reports. Review of provider internal and external audits, monitoring reports and corrective action plans. Review of HEMSIS reports. Review of quarterly quality improvement reports.	Y	S
HTH730	B	\$ 24,147,225	M	\$ 33,135,422	\$ 8,988,198	12/1/2011	7/1/2011	6/30/2017	City and County of Honolulu	ASO LOG NO. 12-005-M9. To provide continuous 911 advanced life support emergency ground ambulance service on the island of Oahu. Possible extension to: 06/30/2017.	Review of monthly expenditure reports. Review of provider internal and external audits, monitoring reports and corrective action plans. Review of HEMSIS reports. Review of quarterly quality improvement reports.	Y	S
HTH730	B	\$ 161,569	M	\$ 166,569	\$ 5,000	8/23/2011	7/1/2011	6/30/2017	Pacific Wireless Communications, LLC	ASO LOG NO. 12-006-M7 (Contract No. 60403). To provide all materials, parts, and labor necessary to maintain the operational availability of all required equipment for the State's Medical Communications System on the Islands of Oahu, Kauai, Maui, Lanai, Molokai and Hawaii. Possible extensions to: 06/30/2017.	Review of monthly, quarterly and annual service reports.	N	G/S
HTH730	B	\$ 16,000	M	\$ 240,000	\$ 224,000	11/19/2013	1/1/2014	6/30/2017	University of Hawaii (ORS - KCC)	Memorandum of Agreement (MOA). To provide a stipend program to remedy the shortage of paramedics and mobile intensive care technicians in Hawaii. Possible extensions to: None. A new MOA is prepared each fiscal year or class cycle as for FY 16-17.	Review of monthly expenditure reports.	N	S

Department of Health
Active Contracts as of December 1, 2016

Table 16

Prog ID	MOF	Amount	(M/A/O)	Max Value	Balance	Date Executed	From	To	Entity	Contract Description	Contract is Monitored	Y/N	E/L/P/C/G/S
HTH730	B	\$ -	O (monthly/ quarterly)	\$ 50,000	\$ 50,000	7/8/2016	7/1/2016	6/30/2017	Hale Ho'ola Hamakua	ASO LOG NO. 17-039 (Contract No. 65003). To develop, maintain services, and participate in the Hawaii comprehensive trauma system. Possible extensions to: 6/30/2022.	Review of monthly/quarterly expenditure reports.	N	S
HTH730	B	\$ 44,399	O (monthly/ quarterly)	\$ 350,000	\$ 305,601	6/30/2016	7/1/2016	6/30/2017	Hilo Medical Center	ASO LOG NO. 17-033 (Contract No. 64981). To develop, maintain services, and participate in the Hawaii comprehensive statewide trauma system. Possible extensions to: 6/30/2022.	Review of monthly/quarterly expenditure reports.	N	S
HTH730	B	\$ -	M	\$ 182,500	\$ 182,500	8/11/2016	7/1/2016	6/30/2017	Kapiolani Medical Specialists	ASO LOG NO. 17-030 (Contract No. 65327). To provide funding for pediatric surgeons to be available to STATE designated facilities to provide assistance in the care of injured children, and, to provide guidance in developing protocols, educational programs and quality assurance activities that address the unique needs of injured children within the comprehensive state trauma system. Possible extensions to: 6/30/2022.	Review of monthly expenditure reports.	N	S
HTH730	B	\$ -	O (quarterly)	ASO LOG NO. 17-033 (Contract No. 64981).	\$ 50,000	6/30/2016	7/1/2016	6/30/2017	Ka'u Hospital	ASO LOG NO. 17-041 (Contract No. 64984). To develop, maintain services, and participate in the Hawaii comprehensive statewide trauma system. Possible extensions to: 6/30/2022.	Review of quarterly expenditure reports.	N	S
HTH730	B	\$ -	O (quarterly)	\$ 50,000	\$ 50,000	11/17/2016	7/1/2016	6/30/2017	Kauai Veterans Memorial Hospital	ASO LOG NO. 17-048 (Contract No. 65334). To develop, maintain services, and participate in the Hawaii comprehensive statewide trauma system. Possible extensions to: 6/30/2022.	Review of quarterly expenditure reports.	N	S
HTH730	B	\$ -	O (quarterly)	\$ 50,000	\$ 50,000	11/17/2016	7/1/2016	6/30/2017	Kohala Hospital	ASO LOG NO. 17-042 (Contract No. 65335). To develop, maintain services, and participate in the Hawaii comprehensive statewide trauma system. Possible extensions to: 06/30/2022.	Review of quarterly expenditure reports.	N	S
HTH730	B	\$ -	O (monthly/ quarterly)	\$ 350,000	\$ 350,000	11/17/2016	7/1/2016	6/30/2017	Kona Hospital	ASO LOG NO. 17-028 (Contract No. 65347). To develop, maintain services, and participate in the Hawaii comprehensive statewide trauma system. Possible extensions to: 6/30/2022.	Review of monthly/quarterly expenditure reports.	N	S
HTH730	B	\$ -	O (quarterly)	\$ 350,000	\$ 350,000	8/11/2016	7/1/2016	6/30/2017	Pali Momi Medical Center	ASO LOG NO. 17-031 (Contract No. xxxxx). To provide funds to develop, maintain services, and participate in the Hawaii comprehensive statewide trauma system. Possible extensions to: 06/20/2022.	Review of quarterly expenditure reports.	N	S

Department of Health
Active Contracts as of December 1, 2016

Table 16

Prog ID	MOF	Amount	(M/A/O)	Max Value	Balance	Date Executed	From	To	Entity	Contract Description	Contract is Monitored	Y/N	E/L/P/C/G/S
HTH730	B	\$ -	O (quarterly)	\$ 50,000	\$ 50,000	6/30/2016	7/1/2016	6/30/2017	Samuel Mahelona Memorial Hospital	ASO LOG NO. 17-046 (Contract No. 64985). To develop, maintain services, and participate in the Hawaii comprehensive statewide trauma system. Possible extensions to: 6/30/2022.	Review of quarterly expenditure reports.	N	S
HTH730	B	\$ -	O (quarterly)	\$ 1,500,000	\$ 1,500,000	11/17/2016	7/1/2016	6/30/2017	The Queen's Medical Center	ASO LOG NO. 17-027 (Contract No. 65336). To develop, maintain services, and participate in the Hawaii comprehensive statewide trauma system. Possible extensions to: 6/30/2022.	Review of quarterly expenditure reports.	N	S
HTH730	B	\$ -	O (monthly/quarterly)	\$ 350,000	\$ 350,000	8/11/2016	7/1/2016	6/30/2017	Wilcox Memorial Hospital	ASO LOG NO. 17-032 (Contract No. xxxxx). To develop, maintain services, and participate in the Hawaii comprehensive statewide trauma system. Possible extensions to: 6/30/2022.	Review of monthly/quarterly expenditure reports.	N	S
HTH730	B	\$ 347,750	O (quarterly)	\$ 500,000	\$ 152,250	6/30/2015	7/1/2015	6/30/2017	Alii Health Center	Memorandum of Agreement (MOA) M1. To support the recruitment and retention of orthopedic surgeons to serve the County of Hawaii as part of the development and implementation of a statewide trauma system. Possible extension to: 6/30/2018.	Review of quarterly expenditure reports.	N	S
HTH730	B	\$ 335,570	O (monthly/quarterly)	\$ 335,570	\$ -	12/5/2013	12/5/2013	6/30/2017	IMAGETREND, INC.	Memorandum of Agreement (MOA) M4. To license and service a complete and reliable trauma registry database of injuries throughout the state as part of the Hawaii comprehensive statewide trauma system. Possible extensions to: 6/30/19.	Review of continuous Trauma Registry access, maintenance and support.	N	S
HTH730	P	\$ -	M	\$ 47,794	\$ 47,794	11/30/2016	11/30/2016	7/31/2017	University of Hawaii (Core SVIPP Evaluation)	ASO LOG NO. 17-099 (Contract No. xxxxx). To evaluate and monitor progress of Hawaii's Core SVIPP initiatives on injury and violence prevention and control in the four priority areas. Possible extensions to: 07/31/2022.	Review of monthly expenditure reports.	N	S
HTH730	T	\$ 3,529,129	M	\$ 4,033,290	\$ 504,161	9/26/2011	7/1/2011	6/30/2017	International Life Support, Inc. dba American Medical Response	ASO LOG NO. 12-001-M9. To provide continuous 911 advanced life support emergency ground ambulance service on the islands of Maui, Molokai and Lanai and to provide helicopter ambulance services to respond to 911 calls and transfer requests. Possible extensions to: 06/30/2017.	Review of monthly expenditure reports. Review of provider internal and external audits, monitoring reports and corrective action plans. Review of HEMSIS reports. Review of quarterly quality improvement reports.	Y	S

Department of Health
Active Contracts as of December 1, 2016

Table 16

Prog ID	MOF	Amount	(M/A/O)	Max Value	Balance	Date Executed	From	To	Entity	Contract Description	Contract is Monitored	Y/N	E/L/P/C/G/S
HTH760	G	\$ 129,500	O (payments are made as services are completed)	\$ 129,500	\$ 2,353	5/11/2016	5/11/2016	5/10/2017	Rematics, LLC	To modify and improve Vital Statistics System (VSS) and companion XML import data module	Deliverables	Y	S
HTH760	G	\$ 60,711	O (payments are made as services are completed)	\$ 60,711	\$ 43,222	7/22/2016	7/22/2016	7/21/2017	Hoike Networks	Electronic Birth Registration System enhancement modification and maintenance	Deliverables	Y	S
HTH760	G/S	\$ 53,416	M	\$ 53,416	\$ 22,257	9/15/2016	9/15/2016	9/14/2017	Rematics, LLC	Maintenance and modification of the Virtual Server System	Deliverables	Y	S
HTH760	S	\$ 86,600	O (payments are made as services are completed)	\$ 86,600	\$ 86,600	10/18/2016	10/18/2016	10/17/2017	Quincy Technology Solutions, Inc.	Enhancement of data transfer	Deliverables	Y	S
HTH840	N	various	O-upon deliverables	\$ 298,212	\$ 207,997	6/5/2014	6/5/2014	6/30/2018	Ala Wai Watershed Association	Manoa Watershed Improvement, ASO Log No. 14-142	Program Review	N	S
HTH840	N	various	O-upon deliverables	\$ 88,400	\$ 88,400	11/14/2016	11/14/2016	11/13/2018	Department of Land and Natural Resources	West Maui watershed coordinator, ASO Log No. 17-061	Program Review	N	S
HTH840	N	various	O-upon deliverables	\$ 467,132	\$ 454,157	4/15/2016	4/15/2016	4/14/2019	Hanalei Watershed	replace small capacity cesspools with advanced wastewater systems in Hanalei Bay watershed, ASO Log No. 16-103	Program Review	N	S
HTH840	T	various	O-upon deliverables	\$ 727,082	\$ 727,082	2/29/2016	2/29/2016	2/28/2019	Hui Ku Maoli Ola	restore the Mailiili Reservoir and convert the area into a stormwater sedimentation basin to reduce nonpoint source water pollution, ASO Log No. 16-050	Program Review	N	S
HTH840	N	various	O-upon deliverables	\$ 747,026	\$ 254,367	6/20/2013	6/20/2013	10/31/2017	Hui o Ko'olaupoko	support the mission of the state's polluted runoff control program to protect & improve the quality of water resources, ASO Log No. 13-109	Program Review	N	S
HTH840	N	various	O-upon deliverables	\$ 186,016	\$ 186,016	2/22/2016	2/22/2016	7/22/2017	Hui o Ko'olaupoko	support the mission of the state's polluted runoff control program to protect & improve the quality of water resources, ASO Log No. 16-049	Program Review	N	S
HTH840	N	various	O-upon deliverables	\$ 298,791	\$ 126,766	9/19/2014	9/19/2014	9/18/2017	Oahu Resource Conservation & Development Council	support the mission of the state's polluted runoff control program to protect & improve the quality of water resources, ASO Log No. 15-027	Program Review	N	S
HTH840	N/P	various	M-monthly	\$ 313,385	\$ 65,039	10/1/2014	10/1/2014	9/30/2017	Research Corporation of the University of Hawaii	Water Quality Assessment Project - provide research and technical support services to meet water quality goals, ASO Log No. 15-072	Program Review	N	S
HTH840	N	various	O-upon deliverables	\$ 506,752	\$ 352,433	12/15/2014	12/15/2014	8/31/2017	University of Hawaii	support the mission of the polluted runoff control program, ASO Log No. 15-028	Program Review	N	S

Department of Health
Active Contracts as of December 1, 2016

Table 16

Prog ID	MOF	Amount	(M/A/O)	Max Value	Balance	Date Executed	From	To	Entity	Contract Description	Contract is Monitored	Y/N	E/L/P/C/G/S
HTH840	N	various	O-upon deliverables	\$ 386,291	\$ 216,779	2/22/2016	2/22/2016	7/24/2017	Waipa Foundation	implement a comprehensive watershed project for the ahupuaa of Waipa, ASO Log No. 16-048	Program Review	N	S
HTH840	W	various	O-upon deliverables	\$ 741,600	\$ 491,780	9/18/2014	10/1/2014	9/30/2017	Rural Community Assistance	implement & manage a program to assist small public water systems to consistently provide safe & clean drinking water to their customers, EMD-SDWB, ASO Log No. 15-033	contract administrator reviews monthly progress reports	N	S
HTH840	W	various	O-upon deliverables	\$ 46,000	\$ 46,000	10/31/2016	10/31/2016	7/31/2017	County of Maui	implement a source water/wellhead protection program, ASO Log No. 16-083	contract administrator reviews monthly progress reports	N	S
HTH840	B	various	O-upon deliverables	\$ 42,500	\$ 42,500	7/19/2016	7/1/2016	6/30/2017	County of Kauai	operate glass recovery programs, EMD-SHWB, ASO Log No. 17-026	quarterly and final reports required; deliverables are reviewed	N	S
HTH840	B	various	O-upon deliverables	\$ 101,500	\$ 101,500	11/21/2016	7/1/2016	6/30/2017	County of Hawaii	operate glass recovery programs, EMD-SHWB, ASO Log No. 17-021	quarterly and final reports required; deliverables are reviewed	N	S
HTH840	B	various	O-upon deliverables	\$ 99,100	\$ 99,100	10/24/2016	7/1/2016	6/30/2017	County of Maui	operate glass recovery programs, EMD-SHWB, ASO Log No. 17-022	quarterly and final reports required; deliverables are reviewed	N	S
HTH840	B	various	O-upon deliverables	\$ 489,100	\$ 489,100	12/4/2015	7/1/2016	6/30/2017	City & County of Honolulu	operate glass recovery programs, EMD-SHWB, ASO log 17-020	quarterly and final reports required; deliverables are reviewed	N	S
HTH840	B	various	O-upon deliverables	\$ 1,287,608	\$ 306,272	10/3/2013	7/1/2013	6/30/2017	County of Hawaii	determine if certified redemption ctrs are needed in the Co of Hawaii to provide deposit refund svcs under the deposit beverage container (DBC) program, ASO Log No. 14-048	quarterly and final reports required; deliverables are reviewed	N	S
HTH840	B	various	O-upon deliverables	\$ 918,301	\$ 223,335	9/26/2013	7/1/2013	6/30/2017	County of Kauai	determine if certified redemption ctrs are needed in the County of Kauai to provide deposit refund svcs under the deposit beverage container (DBC) program, ASO Log No. 14-047	quarterly and final reports required; deliverables are reviewed	N	S
HTH840	B	various	O-upon deliverables	\$ 100,000	\$ 66,667	3/1/2016	3/1/2016	2/28/2017	Maui Disposal Co., Inc.	operate a certified redemption center on Lanai, ASO Log No. 16-099	quarterly and final reports required; deliverables are reviewed	N	S
HTH840	B	various	O-upon deliverables	\$ 167,390	\$ 150,200	6/1/2016	6/1/2016	6/30/2018	Cascadia Consulting Group, Inc.	study and revise segregated rates, ASO Log No. 16-145	overall study plan reviewed/approved, individual task order plans are reviewed/approved, deliverables for each task order are reviewed/approved, payments made for individual tasks, draft and final reports are required	N	S

Department of Health
Active Contracts as of December 1, 2016

Table 16

Prog ID	MOF	Amount	(M/A/O)	Max Value	Balance	Date Executed	From	To	Entity	Contract Description	Contract is Monitored	Y/N	E/L/P/C/G/S
HTH840	B	various	O-upon deliverables	\$ 200,000	\$ 74,659	6/30/2015	7/1/2015	6/30/2017	Ace Iron Recycling, Inc.	payment of deposit refunds and handling fees, ASO Log No. 16-007	Program Review	N	S
HTH840	B	various	O-upon deliverables	\$ 9,200,000	\$ 914,617	7/1/2015	7/1/2015	6/30/2017	Aloha Glass Recycling Inc. dba Aloha Recycling	payment of deposit refunds and handling fees, ASO Log No. 16-008	Program Review	N	S
HTH840	B	various	O-upon deliverables	\$ 15,000,000	\$ 2,221,326	7/1/2015	7/1/2015	6/30/2017	Atlas Recycling Centers, LLC	payment of deposit refunds and handling fees, ASO Log No. 16-010	Program Review	N	S
HTH840	B	various	O-upon deliverables	\$ 1,350,000	\$ 152,766	6/25/2015	7/1/2015	6/30/2017	CM Recycling, LLC	payment of deposit refunds and handling fees, ASO Log No. 16-011	Program Review	N	S
HTH840	B	various	O-upon deliverables	\$ 7,400,000	\$ 787,045	8/13/2015	7/1/2015	6/30/2017	Depot Metal Inc.	payment of deposit refunds and handling fees, ASO Log No. 16-012	Program Review	N	S
HTH840	B	various	O-upon deliverables	\$ 2,200,000	\$ 329,532	7/1/2015	7/1/2015	6/30/2017	Garden Isle Disposal, Inc.	payment of deposit refunds and handling fees, ASO Log No. 16-013	Program Review	N	S
HTH840	B	various	O-upon deliverables	\$ 5,000,000	\$ 333,964	6/30/2015	7/1/2015	6/30/2017	Hanada & Son, Inc. dba Aloha Shell Service	payment of deposit refunds and handling fees, ASO Log No. 16-015	Program Review	N	S
HTH840	B	various	O-upon deliverables	\$ 7,000,000	\$ 1,262,979	7/31/2015	7/1/2015	6/30/2017	HMP, Inc. dba Business Services Hawaii	payment of deposit refunds and handling fees, ASO Log No. 16-017	Program Review	N	S
HTH840	B	various	O-upon deliverables	\$ 525,000	\$ 47,995	6/30/2015	7/1/2015	6/30/2017	Honolulu Disposal Service, Inc.	payment of deposit refunds and handling fees, ASO Log No. 16-018	Program Review	N	S
HTH840	B	various	O-upon deliverables	\$ 310,000	\$ 62,674	6/30/2015	7/1/2015	6/30/2017	Honolulu Recovery Systems, Inc.	payment of deposit refunds and handling fees, ASO Log No. 16-009	Program Review	N	S
HTH840	B	various	O-upon deliverables	\$ 5,200,000	\$ 1,041,427	7/1/2015	7/1/2015	6/30/2017	Island Container Redemption, LLC	payment of deposit refunds and handling fees, ASO Log No. 16-019	Program Review	N	S
HTH840	B	various	O-upon deliverables	\$ 3,200,000	\$ 156,741	7/1/2015	7/1/2015	6/30/2017	Kauai Community Recycling Services, LLC	payment of deposit refunds and handling fees, ASO Log No. 16-020	Program Review	N	S
HTH840	B	various	O-upon deliverables	\$ 3,000,000	\$ 600,024	8/17/2015	7/1/2015	6/30/2017	Lahaina International Market, LLC	payment of deposit refunds and handling fees, ASO Log No. 16-021	Program Review	N	S
HTH840	B	various	O-upon deliverables	\$ 3,650,000	\$ 617,775	6/30/2015	7/1/2015	6/30/2017	Maui Disposal Co., Inc.	payment of deposit refunds and handling fees, ASO Log No. 16-024	Program Review	N	S
HTH840	B	various	O-upon deliverables	\$ 550,000	\$ 228,700	6/30/2015	7/1/2015	6/30/2017	Maui Disposal Co., Inc.	payment of deposit refunds and handling fees, ASO Log No. 16-022	Program Review	N	S
HTH840	B	various	O-upon deliverables	\$ 1,100,000	\$ 446,083	6/30/2015	7/1/2015	6/30/2017	Maui Disposal Co., Inc.	payment of deposit refunds and handling fees, ASO Log No. 16-023	Program Review	N	S
HTH840	B	various	O-upon deliverables	\$ 3,400,000	\$ 380,696	6/30/2015	7/1/2015	6/30/2017	Mr. K's Recycle & Redemption Center, Inc.	payment of deposit refunds and handling fees, ASO Log No. 16-025	Program Review	N	S
HTH840	B	various	O-upon deliverables	\$ 90,000	\$ 37,610	8/13/2015	7/1/2015	6/30/2017	NKH Construction, Inc.	payment of deposit refunds and handling fees, ASO Log No. 16-026	Program Review	N	S
HTH840	B	various	O-upon deliverables	\$ 22,200,000	\$ 2,655,557	8/11/2015	7/1/2015	6/30/2017	Reduce Reuse Recyclers Services Hawaii LLC dba RRR Recycling Services Hawaii	payment of deposit refunds and handling fees, ASO Log No. 16-028	Program Review	N	S
HTH840	B	various	O-upon deliverables	\$ 30,800,000	\$ 3,045,680	6/25/2015	7/1/2015	6/30/2017	Reynolds Recycling, Inc.	payment of deposit refunds and handling fees, ASO Log No. 16-027	Program Review	N	S
HTH840	B	various	O-upon deliverables	\$ 1,430,000	\$ 485,831	7/31/2015	7/1/2015	6/30/2017	T. Okamura Inc. dba Aiea Shell	payment of deposit refunds and handling fees, ASO Log No. 16-029	Program Review	N	S
HTH840	W	various	O-upon deliverables	\$ 189,999	\$ 25,046	7/1/2012	7/1/2012	6/30/2017	County of Kauai	Submit a comprehensive projected work plan & work towards the goals of collecting & recycling 'household do-it-yourselfer' (diy) used oil, ASO Log No. 13-011	Quarterly report is required; deliverables are reviewed	N	S
HTH849	A/B/ N/P/ W	various	O-upon deliverables	Based on rate schedule	\$ 511,677	4/1/2014	4/1/2014	3/31/2018	Windsor Solutions, Inc.	Services involving planning, designing, and implementing information management systems for EHA programs, ASO Log No. 14-131	Project Officer/IT Team review and approval of deliverables	N	S

Department of Health
Active Contracts as of December 1, 2016

Table 16

Prog ID	MOF	Amount	(M/A/O)	Max Value	Balance	Date Executed	From	To	Entity	Contract Description	Contract is Monitored	Y/N	E/L/P/C/G/S
HTH849	W	various	O-upon deliverables	\$ 376,025	\$ 74,626	5/1/2014	5/1/2014	4/30/2017	University of Hawaii	Provide analytical services, lab consultation, & analytical methodologies assistance for Hazard Evaluation & Emergency Response Office, ASO Log No. 14-173	HEER contract management and project oversight	N	S
HTH849	W	various	O-upon deliverables	Based on rate schedule	\$ 23,840	6/7/2012	6/7/2012	6/6/2017	Pacific Environmental Corp.	Provide time-critical emergency response actions in support of the HEER Office Emergency Preparedness and Response Section, ASO Log No. 12-127	HEER contract management and project oversight	N	S
HTH849	A/P/W	various	O-upon deliverables	Based on Rate Schedule	\$ 141,832	5/16/2011	5/16/2011	5/15/2017	Tetra Tech, Inc.	Provide non-emergency response actions and reviews in support of the HEER Office Site Discovery, Assessment, and Remediation Section, ASO Log No. 11-100	HEER contract management and project oversight	N	S
HTH850	A	\$ 11,728	O	\$ 11,728	\$ 5,864	6/22/2016	6/22/2016	2/1/2017	Sae Design	Produce logo and branding for OEQC; payment is half up front and half on completion.	Supervised by OEQC Director	Y	S
HTH850	A	\$ 9,241	O	\$ 9,241	\$ 4,620	6/23/2016	6/23/2016	6/1/2017	Stephanie Chang Design Ink	Produce EIS Process Guidebook; payment is half up front and half on completion.	Supervised by OEQC Director	Y	S
HTH905	A	\$ 24,342	M	\$ 24,342	\$ 9,519	7/22/2015	7/22/2015	6/30/2017	National Foundation of Dentistry for the Handicapped	Comprehensive dental services for individuals who are elderly, individuals with a disability, or individuals who are medically compromised.	Quarterly & final reports required.	Y	S
HTH907	A	\$ 38,220	O	\$ 59,287	\$ 21,067	5/24/2016	5/16/2016	6/30/2017	Honolulu Merchant Patrol and Guard Company, Inc.	Guard Service for Waimano Ridge entry gate	Review by ASO Facilities Office.	Y	S
HTH907	A	\$ 11,339	M	\$ 13,278	\$ 1,939	6/29/2016	12/14/2015	12/13/2016	American Guard Services, Inc.	Guard Service for Leeward Health Center	Review by ASO Facilities Office.	Y	S
HTH907	A	\$ 353,990	A	\$ 880,192	\$ 526,202	8/16/2016	7/1/2016	6/30/2017	Office of Hawaiian Affairs	Lease of office space for programs (EMD, DCAB, & CDD) at 919 Ala Moana Blvd.,	Review by ASO Facilities Office.	N	L
HTH907	A	\$ 7,740	A	\$ 25,800	\$ 18,060	9/1/2016	9/1/2016	6/30/2017	Pural Water Specialty Co.	Provide operational services and maintenance for Waimano ridge water system.	Review by ASO Facilities Office.	Y	S
HTH907	A	\$ 73,990	A	\$ 147,982	\$ 73,992	6/29/2016	3/31/2016	3/30/2017	Project Vision Hawaii	To provide free vision retinal eye screenings & other health testing	Review by OPPPD staff.	Y	S

Department of Health
Capital Improvements Program (CIP) Requests

Table 17

<u>Prog ID</u>	<u>Prog ID</u> <u>Priority</u>	<u>Dept- Wide</u> <u>Priority</u>	<u>Senate</u> <u>District</u>	<u>Rep.</u> <u>District</u>	<u>Project Title</u>	<u>MOF</u>	<u>FY18 \$\$\$</u>	<u>FY19 \$\$\$</u>
HTH840	1	1	0	0	Wastewater Treatment Revolving Fund for Pollution Control, Statewide	C	2,070,000	
HTH840	1	1	0	0	Wastewater Treatment Revolving Fund for Pollution Control, Statewide	N	10,348,000	
HTH840	2	2	0	0	Safe Drinking Water Revolving Fund, Statewide	C	1,663,000	
HTH840	2	2	0	0	Safe Drinking Water Revolving Fund, Statewide	N	8,312,000	
HTH430	1	3	24	49	Hawaii State Hospital, Health and Safety, Oahu	C	421,000	
HTH907	1	4	0	0	Department of Health, Health and Safety, Statewide	C	4,413,000	
HTH907	2	5	1	2	Hilo Counseling Center and Keawe Health Center Improvements, Hawaii	C	4,500,000	
HTH907	3	6	0	0	Diamond Head, Lanakila and Leeward Health Centers, Modernization of Elevators, Oahu	C	2,105,000	
HTH907	4	7	9	1	Diamond Head Health Center Building and Site Improvements, Oahu	C	902,000	

Department of Health
CIP Lapses

Table 18

<u>Prog ID</u>	<u>Act/Year of Appropriation</u>	<u>Project Title</u>	<u>MOF</u>	<u>Lapse Amount</u> \$\$\$\$	<u>Reason</u>
		NONE			

Department of Health
Program ID Sub-Organizations

Table 19

<u>Program ID</u>	<u>Sub-Org Code</u>	<u>Name</u>	<u>Objective</u>
100	DD	TUBERCULOSIS DISEASE CONTROL SERVICES	TO REDUCE THE INCIDENCE, SEVERITY, AND DISABLING EFFECTS OF ESTABLISHED, COMMUNICABLE DISEASES OF PUBLIC HEALTH IMPORTANCE (I.E., TUBERCULOSIS (TB), SEXUALLY TRANSMITTED DISEASES (STDs), HUMAN IMMUNODEFICIENCY VIRUS (HIV) AND HANSEN'S DISEASE) BY ADOPTING PREVENTIVE MEASURES AND BY UNDERTAKING PROGRAMS OF EARLY DETECTION AND EFFECTIVE TREATMENT. TO PROVIDE LONG TERM CARE TO HANSEN'S DISEASE PATIENTS WHO HAVE BEEN DISABLED EITHER DIRECTLY FROM PATHOLOGICAL EFFECTS OF THE DISEASE, OR PSYCHOLOGICALLY OR SOCIALLY FROM THE EFFECTS OF PROLONGED INSTITUTIONALIZATION. TO IMPROVE AND MAINTAIN THE HEALTH OF INDIVIDUALS AND COMMUNITIES BY PROMOTING HEALTHY LIFESTYLE CHOICES AND ASSURING ACCESS TO HEALTH CARE SERVICES THROUGH PUBLIC HEALTH NURSING AND SCHOOL HEALTH-RELATED SERVICES. TO MANAGE HAWAII'S MEDICAL MARIJUANA REGISTRY PROGRAM.
	DE	HANSEN'S DISEASE CONTROL SERVICES	
	DF	HALE MOHALU AT LEAHI	
	DG	KALAUPAPA SETTLEMENT	
	DH	STD PREVENTION SERVICES	
	DI	AIDS PREVENTION SERVICES	
	KE	COMMUNICABLE DISEASE & PUBLIC HEALTH NURSING - ADMIN	
	KJ	PUBLIC HEALTH NURSING SERVICES	
	KL	SCHOOL HEALTH SERVICES	
131	DA	DISEASE OUTBREAK CONTROL ADMIN	TO REDUCE THE INCIDENCE, SEVERITY, AND DISABLING EFFECTS RELATED TO INFECTIOUS DISEASES, EMERGING DISEASE THREATS AND POTENTIAL NATURAL OR INTENTIONAL HAZARDS INCLUDING ACTS OF TERRORISM THROUGH ASSURANCE OF PUBLIC HEALTH PREPAREDNESS, DISEASE SURVEILLANCE/EARLY DETECTION, PUBLIC HEALTH INVESTIGATION, PUBLIC HEALTH INTERVENTIONS SUCH AS DISTRIBUTION OF MEDICAL COUNTERMEASURES AS INDICATED, APPROPRIATE PUBLIC HEALTH RECOMMENDATIONS, EDUCATION, AND OTHER METHODS OF DISEASE PREVENTION AND RISK REDUCTION.
	DB	PUBLIC HEALTH PREPAREDNESS	
	DC	IMMUNIZATION	
	DJ	DISEASE INVESTIGATION	

Department of Health
Program ID Sub-Organizations

Table 19

420	HE	OAHU CMH SERVICES	TO REDUCE THE SEVERITY OF DISABILITY DUE TO MENTAL ILLNESS THROUGH PROVISION OF COMMUNITY-BASED SERVICES INCLUDING GOAL-ORIENTED OUTPATIENT SERVICES, CASE MANAGEMENT SERVICES, REHABILITATION SERVICES, CRISIS INTERVENTION SERVICES AND COMMUNITY HOUSING OPPORTUNITIES.
	HG	COURTS AND CORRECTIONS SERVICES	
	HL	HAWAII COUNTY CMH SERVICES	
	HM	MAUI CMH SERVICES	
	HO	OTHER SVCS INCLUDING POS & GIA	
430	HQ	HAWAII STATE HOSPITAL INPATIENT	TO REDUCE THE SEVERITY OF DISABILITY DUE TO SEVERE MENTAL ILLNESS THROUGH PROVISION OF INPATIENT AND OUTPATIENT CARE WITH THE ULTIMATE GOAL OF COMMUNITY REINTEGRATION.
	HR	AFFILIATED PROGRAMS	
440	HD	ALCOHOL AND DRUG ABUSE ADMIN	TO PROVIDE THE LEADERSHIP NECESSARY FOR THE DEVELOPMENT AND DELIVERY OF A CULTURALLY APPROPRIATE, COMPREHENSIVE SYSTEM OF QUALITY SUBSTANCE ABUSE PREVENTION AND TREATMENT SERVICES DESIGNED TO MEET THE NEEDS OF INDIVIDUALS AND FAMILIES.
	HO	OTHER SVCS INCLUDING POS & GIA	
	HR	COMMUNITY & CONSULTATIVE SERVICES	
	HT	TREATMENT AND RECOVERY	
	HU	PREVENTION	
460	HE	OAHU CMH SERVICES	TO IMPROVE THE EMOTIONAL WELL-BEING OF CHILDREN AND ADOLESCENTS AND TO PRESERVE AND STRENGTHEN THEIR FAMILIES BY ASSURING EASY ACCESS TO A CHILD AND ADOLESCENT-FOCUSED, FAMILY-CENTERED COMMUNITY-BASED COORDINATED SYSTEM OF CARE THAT ADDRESSES THE CHILDREN'S AND ADOLESCENTS' PHYSICAL, SOCIAL, EMOTIONAL AND OTHER DEVELOPMENTAL NEEDS WITHIN THE LEAST RESTRICTIVE NATURAL ENVIRONMENT. TO ENSURE THAT THE CHILD AND ADOLESCENT MENTAL HEALTH SYSTEM PROVIDES TIMELY AND ACCESSIBLE MENTAL HEALTH SERVICES, WITH A COMMITMENT TO CONTINUOUS MONITORING AND EVALUATION FOR EFFECTIVENESS AND EFFICIENCY.
	HF	CHILD & ADOLESCENT MH ADMIN	
	HO	OTHER SVCS INCLUDING POS & GIA	
	HS	FAMILY COURT LIAISON	
	HV	NEIGHBOR ISLAND CMH SERVICES	
495	HA	BHA ADMIN	TO ENHANCE PROGRAM EFFECTIVENESS AND EFFICIENCY BY FORMULATING POLICIES; DIRECTING OPERATIONS AND PERSONNEL; AND PROVIDING OTHER ADMINISTRATIVE SERVICES IN THE AREAS OF ADULT MENTAL HEALTH INPATIENT AND OUTPATIENT SERVICES AND THE OTHER DIVISIONS OF THE BEHAVIORAL HEALTH ADMINISTRATION.
	HB	ADULT MENTAL HEALTH ADMIN	
	HC	PROGRAM IMPROVEMENT AND EXCELLENCE	

Department of Health
Program ID Sub-Organizations

Table 19

501	CM	PURCHASE OF SERVICES	TO SUPPORT INDIVIDUALS WITH INTELLECTUAL DISABILITIES/ DEVELOPMENTAL DISABILITIES, AND/OR NEUROTRAUMA TO LIVE A HEALTHY, MEANINGFUL, PRODUCTIVE AND SAFE LIFE IN THE COMMUNITY THROUGH THE DEVELOPMENT, ADMINISTRATION, PROVISION, AND MONITORING OF A COMPREHENSIVE SYSTEM OF APPROPRIATE SUPPORT SERVICES.
	CN	STATE MATCH FOR TITLE XIX PROGRAM	
	CU	CASE MANAGEMENT ADMIN	
	CV	COMMUNITY RESOURCES	
	ED	HOSPITAL & COMMUNITY DENTAL SVCS	
	JA	OUTCOMES AND COMPLIANCE	
	JN	NEUROTRAUMA	
	JO	CASE MANAGEMENT, OAHU	
	JQ	CASE MANAGEMENT, HAWAII	
	JR	CASE MANAGEMENT, MAUI	
	JS	CASE MANAGEMENT, KAUAI	
	KB	DEVELOPMENTAL DISABILITIES ADMIN	
520	AI	DISABILITY & COMMUNICATION ACCESS BOARD	TO ENSURE THAT PERSONS WITH DISABILITIES ARE PROVIDED EQUAL ACCESS TO PROGRAMS, SERVICES, ACTIVITIES, EMPLOYMENT OPPORTUNITIES AND FACILITIES TO PARTICIPATE FULLY AND INDEPENDENTLY IN SOCIETY.
560	CC	CHILDREN WITH SPECIAL HEALTH NEEDS	TO IMPROVE THE HEALTH OF WOMEN, INFANTS, CHILDREN, ADOLESCENTS AND OTHER VULNERABLE POPULATIONS AND THEIR FAMILIES BY INCREASING PUBLIC AWARENESS AND PROFESSIONAL EDUCATION ABOUT THE IMPORTANCE OF A LIFE COURSE PERSPECTIVE; ADVOCATING FOR SYSTEMIC CHANGES THAT ADDRESS HEALTH EQUITY AND THE SOCIAL DETERMINANTS OF HEALTH, AND ASSURING ACCESS TO A SYSTEM OF HEALTH CARE THAT IS FAMILY/PATIENT CENTERED, COMMUNITY BASED PREVENTION FOCUSED, WITH EARLY DETECTION AND TREATMENT, AND PROVIDES HABILITATIVE AND REHABILITATIVE SERVICES FOR THOSE WITH CHRONIC CONDITIONS.
	CF	FAMILY & COMMUNITY SUPPORT	
	CG	EARLY INTERVENTION	
	CK	MATERNAL & CHILD HEALTH - ADMIN	
	CT	HOME VISITATION	
	CW	WOMEN'S HEALTH	
	GI	WOMEN, INFANTS, & CHILDREN	
	KC	FAMILY HEALTH SERVICES ADMIN	
590	GP	CHRONIC DISEASE MANAGEMENT	TO PROMOTE WELLNESS AND IMPROVE THE QUALITY AND LIFESPAN FOR HAWAII'S PEOPLE THROUGH EFFECTIVE PREVENTION, DETECTION, AND MANAGEMENT OF CHRONIC DISEASES.
	GR	PRIMARY PREVENTION	
	KK	CHRONIC DISEASE PREV & HEALTH PROMOTION ADMIN	

Department of Health
Program ID Sub-Organizations

Table 19

595	KA	HRA DEPUTY DIRECTOR	TO IMPROVE AND MAINTAIN THE HEALTH OF INDIVIDUALS AND COMMUNITIES BY PROMOTING HEALTHY LIFESTYLE CHOICES, ADVOCATING FOR SYSTEMIC AND ENVIRONMENTAL POLICY CHANGES AND ASSURING ACCESS TO HEALTH CARE SERVICES THROUGH THE PROVISION OF HEALTH PROMOTION AND EDUCATION, PUBLIC HEALTH NURSING, SCHOOL HEALTH, AND BILINGUAL HEALTH SERVICES. TO PROVIDE AND USE DATA TO IDENTIFY AREAS OF NEED AND PROMOTE THE USE OF BEST PRACTICES TO REDUCE THE INCIDENCE AND BURDEN OF CHRONIC DISEASE AND TO REDUCE HEALTH DISPARITIES AMONG POPULATIONS.
610	FL	ENVIRONMENTAL HEALTH SVCS ADMIN	TO PROTECT THE COMMUNITY FROM FOOD-BORNE ILLNESSES, UNSANITARY OR HAZARDOUS CONDITIONS, ADULTERATED OR MISBRANDED PRODUCTS AND VECTORBORNE DISEASES; AND TO CONTROL NOISE, RADIATION AND INDOOR AIR QUALITY.
	FN	VECTOR CONTROL	
	FP	FOOD AND DRUG	
	FQ	SANITATION	
	FR	INDOOR & RADIOLOGICAL HEALTH	
710	MB	STATE LABORATORIES ADMIN	TO ENHANCE THE EFFECTIVENESS OF OTHER HEALTH PROGRAMS BY PROVIDING SPECIALIZED LABORATORY SERVICES TO HEALTH CARE FACILITIES AND DEPARTMENTAL PROGRAMS AND TO VARIOUS OFFICIAL AGENCIES.
	MG	CHEMISTRY	
	MH	AIR SURVEILLANCE AND ANALYSIS	
	MI	ENVIRONMENTAL MICROBIOLOGY	
	MJ	MEDICAL MICROBIOLOGY	
	MK	CENTRAL SERVICES	
	ML	HAWAII DISTRICT LAB	
	MM	MAUI DISTRICT LAB	
	MN	KAUAI DISTRICT LAB	
720	MP	HEALTH CARE ASSURANCE	TO ESTABLISH AND ENFORCE MINIMUM STANDARDS TO ASSURE THE HEALTH, WELFARE AND SAFETY OF PEOPLE WHEN RECEIVING CARE SERVICES FROM HEALTH CARE FACILITIES INCLUDING MEDICAL MARIJUANA DISPENSARIES.
730	MQ	EMERGENCY MEDICAL SERVICES	TO MINIMIZE DEATH, INJURY, AND DISABILITY DUE TO LIFE THREATENING SITUATIONS BY ASSURING THE AVAILABILITY OF HIGH QUALITY EMERGENCY MEDICAL CARE THROUGH THE DEVELOPMENT OF A STATEWIDE SYSTEM CAPABLE OF PROVIDING COORDINATED EMERGENCY MEDICAL CARE AND INJURY PREVENTION SERVICES.
	MT	INJURY PREVENTION AND CONTROL	

Department of Health
Program ID Sub-Organizations

Table 19

760	MS	HEALTH STATUS MONITORING	TO COLLECT, PROCESS, ANALYZE AND DISSEMINATE RELEVANT, POPULATION-BASED DATA IN A TIMELY FASHION IN ORDER TO ASSESS THE HEALTH STATUS OF HAWAII'S MULTI-ETHNIC POPULATION AND TO FULFILL HEALTH STATISTICAL/LEGAL REQUIREMENTS.
840	FE	ENVIRONMENTAL MANAGEMENT ADMIN	TO PRESERVE AND ENHANCE ENVIRONMENTAL QUALITY AS IT RELATES TO HUMAN AND ECOLOGICAL HEALTH IN HAWAII.
	FF	CLEAN AIR	
	FG	CLEAN WATER	
	FH	SAFE DRINKING WATER	
	FJ	SOLID AND HAZARDOUS WASTE	
	FK	WASTEWATER	
	FO	FEDERAL FUNDS - AIR SURVEILLANCE	
849	FA	DEPUTY DIRECTOR	TO FORMULATE ENVIRONMENTAL POLICY; DIRECT OPERATIONS AND PERSONNEL; AND PROVIDE OTHER ADMINISTRATIVE, PLANNING, HAZARD EVALUATION AND EMERGENCY RESPONSE SERVICES.
	FB	ENVIRONMENTAL RESOURCES	
	FC	ENVIRONMENTAL PLANNING	
	FD	HAZARD EVAL & EMERG RESPONSE	
850	FS	OFFICE OF ENVIRONMENTAL QUALITY CONTROL	TO ASSIST IN RESTORING, PROTECTING AND ENHANCING THE NATURAL PHYSICAL ENVIRONMENT OF THE STATE BY STIMULATING, EXPANDING AND COORDINATING EFFORTS OF GOVERNMENTAL AGENCIES, INDUSTRIAL GROUPS AND CITIZENS.
904	AJ	EXECUTIVE OFFICE ON AGING	TO ENABLE OLDER PERSONS TO LIVE, TO THE GREATEST EXTENT POSSIBLE, HEALTHY, DIGNIFIED AND INDEPENDENT LIVES BY ASSURING AN ACCESSIBLE, RESPONSIVE AND COMPREHENSIVE SYSTEM OF SERVICES THROUGH ADVOCACY, PLANNING, COORDINATION, RESEARCH AND EVALUATION.

Department of Health
Program ID Sub-Organizations

Table 19

905	AH	DEVELOPMENTAL DISABILITIES COUNCIL	TO ASSURE THAT INDIVIDUALS WITH DEVELOPMENTAL DISABILITIES AND THEIR FAMILIES PARTICIPATE IN THE DESIGN OF, AND HAVE ACCESS TO, CULTURALLY COMPETENT SERVICES, SUPPORTS AND OTHER ASSISTANCE AND OPPORTUNITIES THAT PROMOTE INDEPENDENCE, PRODUCTIVITY AND INTEGRATION AND INCLUSION INTO THE COMMUNITY.
906	AC	STATE HEALTH PLANNING & DEVELOPMENT AGENCY	TO PROVIDE A STATEWIDE PROCESS THAT INVOLVES CONSUMERS AND PROVIDERS OF HEALTH CARE IN THE DEVELOPMENT AND IMPLEMENTATION OF A HEALTH SERVICES AND FACILITIES PLAN FOR THE STATE OF HAWAII WHICH WILL PROMOTE EQUAL ACCESS TO QUALITY HEALTH SERVICES AT A REASONABLE COST.
907	AA	DIRECTOR'S OFFICE & COMMUNICATIONS OFFICE	TO ENHANCE THE EFFECTIVENESS AND EFFICIENCY OF OVERALL DEPARTMENTAL FUNCTIONS BY PLANNING, FORMULATING POLICIES, DIRECTING OPERATIONS AND PERSONNEL AND BY PROVIDING OTHER ADMINISTRATIVE SUPPORT.
	AB	ADMINISTRATIVE SERVICES OFFICE	
	AD	HUMAN RESOURCES OFFICE	
	AE	SPECIAL PROJECTS	
	AG	HEALTH INFORMATION SYSTEMS OFFICE	
	AL	HAWAII DISTRICT HEALTH ADMIN OFFICE	
	AM	MAUI DISTRICT HEALTH ADMIN OFFICE	
	AN	KAUAI DISTRICT HEALTH ADMIN OFFICE	
	AP	OFFICE OF PLANNING, POLICY & PROGRAM DEVELOPMENT	
908	AR	OFFICE OF LANGUAGE ACCESS	TO PROVIDE CENTRALIZED OVERSIGHT, CENTRAL COORDINATION, AND TECHNICAL ASSISTANCE TO STATE AGENCIES WHEN IMPLEMENTING LANGUAGE ACCESS REQUIREMENTS BETWEEN ALL LEVELS OF GOVERNMENT AND INDIVIDUALS WHO ARE PRECLUDED FROM USING PUBLIC SERVICES DUE TO LANGUAGE PROFICIENCY BARRIERS.

Department of Health
Organization Changes

Table 20

<u>Year of Change</u> FY18/FY19	<u>Description of Change</u>
FY 18	Kauai District Health Office: Reorganizing General, Administration, Personnel, and Support Services, Community Health Services, Communicable Disease Services, and Health Promotion and Education Services
FY 18	Office of Planning, Policy and Program Development: Incorporate the Epidemiologist I (#96824H), to be established, temporary, NTE 6/30/17, and Accountant III (#96821H), to be established, temporary, NTE 6/30/17, under the supervision of the Epidemiologist II (#113271E), temporary, NTE 6/30/17 in the proposed PHHSBG Staff.
FY 18	Office of Planning, Policy and Program Development: to incorporate five positions from HTH 495/HC to the proposed Program Improvement and Integration Staff under OPPPD
FY 18	Courts and Corrections Branch: Reorganize the entire Courts and Corrections Branch. Change name and function to the proposed Court Evaluation Branch. Position Variance the Mental Health Case Coordinators to Clinical Psychologists. Establish a Branch Chief position.
FY 18	Office of Health Care Assurance: Incorporate the Medical Marijuana Dispensary positions and functions.
FY 18	Family Health Services Division, Children with Special Health Needs Branch, Genomic Section, Genetics Project I and II, and Newborn Hearing Screening Program: Abolish Genetics Projects I and II and consolidate positions and functions to the proposed Genetics Program. Position variance four positions to proposed Program Special IV. Transfer the Office Assistant to the supervision of the Secretary II (#19434) to establish a Secretarial Services organization segment; and add a Program Specialist IV (#97610H) to be established authorized by Act 124, SLH 2016. Add a Project Specialist (#93822H) to be Position Variance to a proposed Research Statistician III in the proposed Newborn Hearing Screening Program.
FY 18	Environmental Health Services Division, Indoor & Radiological Health Branch: Redescribe Environmental Health Specialist III (#42315) as the proposed Asbestos & Lead Section (ALS) supervisor. Rename Air-Conditioning/Ventilation Unit (ACVU) as Indoor Air Quality Unit (IAQU). Transfer the Environmental Health Specialist IV (#49812) from ALS to the proposed Indoor IAQU.
FY 18	Reorganize the Central Administrative Services, Program Support Services, Adult Mental Health Division to add authorized budgeted positions and functions.
Website:	http://health.hawaii.gov/orgchart/

**Hawaii Department of Health Strategic Plan
2015 - 2018**



David Y. Ige, Governor of Hawaii
Virginia Pressler, MD, MBA, Director of Health

Life events play an important role in your health.



In healthy communities



Clean and safe environments support healthy lifestyles

Risks to moms and babies are identified before pregnancy



Healthy weight promotes safer pregnancies



Family planning starts before pregnancy and continues after birth

Breastfeeding and immunizations improve outcomes across the life span



Good parental leave policies strengthen families

Developmental delays are detected and treated early



Rates of on-time graduation are high, increasing job prospects

Youths have supportive adult relationships and mentors



Neighborhoods support active lifestyles and healthy eating



Financial planning for retirement is strong and seniors live active lives

Preconception

Prenatal

New Born

Early Childhood

School Age

Adulthood

Kupuna

In disparate and vulnerable communities

Unplanned pregnancies disrupt school and work plans

51% of births in Hawaii are unplanned



Substance use leads to avoidable birth defects and behavioral problems

Tobacco and alcohol sales often target low income areas



Unsafe sleep environments are linked to infant deaths

Post-partum depression can increase toxic stress for mom, baby, and family



Poverty, hunger, abuse, and neglect may lead to risky behaviors later in life



Unequal access to preschool may limit a child's potential

Teenage pregnancy rates are higher in poorer areas

Suicide is a leading cause of death for youths in Hawaii



Unemployment and incarceration stress families and communities



Premature deaths and unaffordable health care costs create uncertainty



90% of a child's brain capacity is developed by age 5 and is influenced by nutrition, stress, and the environment.

Make Health Hawaii's Shared Value



A

Invest in Healthy Babies and Families

- 1 Reduce substance use and exposure for pregnant mothers
- 2 Decrease unintended pregnancies
- 3 Support parents and extended ohana after childbirth
- 4 Promote developmental screenings and services in early childhood
- 5 Enhance maternal bonding and improve obesity prevention through breastfeeding
- 6 Address conditions contributing to child deaths and maternal mortality
- 7 Plan for a system of care for children that addresses physical and emotional health



B

Take Health to Where People Live, Work, Learn, and Play

- 1 Invest in telehealth to improve health access
- 2 Prevent and contain epidemics and disease outbreaks
- 3 Improve connections between primary care and behavioral health
- 4 Improve life trajectories for vulnerable persons
- 5 Partner with communities to identify and meet their needs
- 6 Create communities where the healthy choice is the easy choice
- 7 Improve home, school, and workplace safety



C

Create a Culture of Health Throughout Hawaii

- 1 Invest in better mental health
- 2 Enforce public health and environmental regulations
- 3 Make health and environmental data more accessible
- 4 Improve and protect Hawaii's water, land, and air
- 5 Adapt to and mitigate climate change
- 6 Enhance public health communication to influence, educate, and motivate
- 7 Enhance laboratory and scientific services



D

Address the Social Determinants of Health



E

Use Evidence-Based Practices and Make Data-Driven Decisions



F

Improve Core Business Services and Customer Satisfaction

**Hawaii Department of Health Strategic Plan
2015 - 2018**



David Y. Ige, Governor of Hawaii
Virginia Pressler, MD, MBA, Director of Health

Hawai`i Department of Health

Strategic Plan

2015-2018

Publication Version Control

Version	Date	Revision Description	Prepared By:
1.0	June 27, 2016	First draft	OPPPD
1.0.1	June 30, 2016	Update for Objective A-3	OPPPD
1.2	July 27, 2016	Resource document appended	OPPPD
1.2.a	August 1, 2016	Update to Objective B-3	OPPPD
1.2.a.1	August 9, 2016	Non-substantive update to cover	OPPPD
1.2.b	August 10, 2016	New Life Course Perspective graphic added to Resource Document Section	OPPPD

Hawaii Department of Health Strategic Plan: 2015– 2018

A Message from the Hawaii Director of Health.



Virginia Pressler, M.D., M.B.A.

“Make Health Hawaii’s Shared Value”

Governor Ige’s priorities include a recognition of how critical health and the environment are to the vitality of our State and the quality of life for our people. Specifically, the Governor pledged to build a “21st century health system that improves access, treatment, and affordability for all Hawaii residents, *beginning with our children*, honoring our elders, and including rural communities on all islands.”

These priorities are core drivers of the Hawaii Department of Health’s strategic plan: “Make Health Hawaii’s Shared Value,” through an emphasis on investments in:

- Healthy babies and families
- Better mental health
- Telehealth

Making health our shared value means recognizing that health doesn’t only happen in a doctor’s office, nor is sickness always something we inherit from our parents. In fact, research shows that the medical care we receive influences only 10 -15% of outcomes such as length of life and quality of life.

The vast majority of factors impacting our health, upwards of 75%, are due to how and where we live our lives: the social determinants of health. Some factors are more in a person’s control, for example choosing not to smoke cigarettes, while others such as growing up in poor communities with limited education and work opportunities, are less so.

The social determinants of health are the conditions in which people live, work, learn, and play.

For example, we know that:

- People growing up in poverty generally live shorter and unhealthier lives,
- Incomplete or insufficient education, in particular lack of a college degree or trade, is a key driver of poverty, and
- Repeat unplanned pregnancies in teens and young adults may create financial stress and prolong inter-generational poverty.

Your ZIP code often has a greater impact on your health status, including life expectancy, than your genetic code.

From conception through about five years of age, a child experiences more brain development than at any other period in his or her life, which directly affects his or her social, emotional, and cognitive potential. Toxic stress in a child's environment such as hunger, poverty, and abuse or witnessing abuse – collectively known as Adverse Childhood Experiences (ACEs) – are associated with obesity, risky behavior, mental health issues,

and ultimately a shorter life span.


As a result of this evidence base, the department's primary priority through 2018 is to Invest in Healthy Babies and Families, where the earliest opportunity to intervene to improve both social determinants and biological determinants of health is pre-conception.

For example, for all women of child-bearing age, but with particular focus on young women, the department will work with the health care system to implement the One Key Question™ screening protocol: "Would you like to become pregnant in the next year?" A "yes" answer would trigger a comprehensive healthcare response that includes assessments for substance use (tobacco, alcohol, prescription and illicit drugs, etc.) that increases risks for complicated pregnancies, birth defects, and developmental delays. If that is not her choice, she should be provided options for information or referrals to services which may include highly effective forms of contraception, such as Long-Acting Reversible Contraception (LARC) to support her decision and life goals, such as education, vocational training, etc.

Access to LARC options in particular has seen returns on investments in states like Colorado, where a hospital-based LARC program saw the teen unplanned birth rate drop by 48% (women aged 15-19) and 18% for women aged 20-24, teen abortion rate plummet by 48%, and an overall estimated savings of \$49 million to \$111 million in Medicaid birth-related costs.

This is just one piece of a complex puzzle requiring more than a medical solution for mom and baby. We need to reinforce our social, emotional, and physical health systems at every turn, whether that be in our schools and workplaces, in our markets and restaurants, or in our natural and built environments. And we must recognize that Hawaii's rich tradition of hanai relatives and intergenerational households. Tolerance for our differences expands our understanding of "family" into something larger, an 'ohana nui, or Extended Family. This larger family goes up – across generations from keiki to kupuna – and out – to extended families and into our communities. If we are to break the cycle of poverty underlying the social determinants of health, we must intervene across the generations to meet the needs of vulnerable children and their families **together**. This is Making Health Hawaii's Shared Value. Mahalo for working with us to make this a reality.

Mahalo,



MISSION, PHILOSOPHY, & GOALS

Mission

The mission of the Hawaii DOH is to protect and improve the health and environment for all people in Hawai'i.

Philosophy

Health, that optimal state of physical, mental, social and environmental well-being, is a right and responsibility for all Hawai'i's people.

Goals

- Promote health and well-being
- Prevent disease and injury
- Promote healthy lifestyles and workplaces
- Promote the strength and integrity of families and communities

To preserve a healthy and natural environment

- Promote resource conservation (recycling)
- Protect and enhance air and water quality

To assure basic physical and mental health care (the five A's)

- Available
- Accessible
- Appropriate
- Assured quality
- Affordable

GUIDING PRINCIPLES

1. Ensure that public health functions – assessment, policy, and assurance – are implemented or maintained.
2. Ensure that federal mandates, including court-ordered settlements are satisfied.
3. Ensure that resources are directed at those problems that pose the greatest risk to the public's health and the environment.
4. Ensure that appropriate and cost-effective resources are dispersed geographically and satisfy principles 1 to 3.
5. Ensure that the health department is the service provider of last resort for uninsurable populations and where there is no other satisfactory alternative.

EXPLANATION OF THE STRATEGIC MAP

The Strategy Map is a diagram that is used to document the primary strategic goals being pursued by the Hawaii Department of Health (DOH) for 2015 through 2018. The department's overall theme is "Make Health Hawaii's Shared Value," for which there are three major goals organized into three columns, in descending order of specificity.

Column A: Invest in Healthy Babies and Families
Column B: Take Health into Where People Live, Work, Learn, and Play
Column C: Create a Culture of Health Throughout Hawaii

Column	Strategic Goal	Implementation Time Frame	Impact and Evaluation
A	Invest in Healthy Babies and Families	1 – 3 years	Specific interventions of immediate priority for targeted populations

B	Take Health Into Where People Live, Work, Learn, and Play	2 – 6 years and continuous	Enhancing public health connections to non-traditional systems and settings
C	Create a Culture of Health Throughout Hawaii	Continuous and aspirational	Longer term infrastructure and capacity building focused on prevention and awareness

Each Strategic Goals is described in greater detail later in this document.

Rows D, E, and F describe cross-cutting Strategic Intents designed to enhance the department's ability to achieve its strategic goals, focusing on systems internal to the Department of Health.

The life cycle of the Strategy Map is intended to be about two years, which is the time frame in which the department expects to achieve certain Strategic Goals, particularly in Column A, Invest in Healthy Babies and Families.

The Strategic Narrative appended to the Strategy Map provides greater detail on program objectives within each strategic goal and may be edited or updated as resources and priorities change. Multiple objectives from different programs may fall under a single strategic goal.

Make Health Hawaii's Shared Value



A

Invest in Healthy Babies and Families

- 1 Reduce substance use and exposure for pregnant mothers
- 2 Decrease unintended pregnancies
- 3 Support parents and extended ohana after childbirth
- 4 Promote developmental screenings and services in early childhood
- 5 Enhance maternal bonding and improve obesity prevention through breastfeeding
- 6 Address conditions contributing to child deaths and maternal mortality
- 7 Plan for a system of care for children that addresses physical and emotional health



B

Take Health to Where People Live, Work, Learn, and Play

- 1 Invest in telehealth to improve health access
- 2 Prevent and contain epidemics and disease outbreaks
- 3 Improve connections between primary care and behavioral health
- 4 Improve life trajectories for vulnerable persons
- 5 Partner with communities to identify and meet their needs
- 6 Create communities where the healthy choice is the easy choice
- 7 Improve home, school, and workplace safety



C

Create a Culture of Health Throughout Hawaii

- 1 Invest in better mental health
- 2 Enforce public health and environmental regulations
- 3 Make health and environmental data more accessible
- 4 Improve and protect Hawaii's water, land, and air
- 5 Adapt to and mitigate climate change
- 6 Enhance public health communication to influence, educate, and motivate
- 7 Enhance laboratory and scientific services



D

Address the Social Determinants of Health



E

Use Evidence-Based Practices and Make Data-Driven Decisions



F

Improve Core Business Services and Customer Satisfaction

A
Invest in Healthy Babies and Families

STRATEGIC PRIORITY A: INVEST IN HEALTHY BABIES AND FAMILIES.

OBJECTIVE A-1: REDUCE SUBSTANCE USE AND EXPOSURE FOR PREGNANT MOTHERS

Reduce substance use and exposure for pregnant mothers
1

Decrease unplanned pregnancies
2

Support parents and extended ohana after childbirth
3

Promote optimal developmental screenings and services in early childhood
4

Enhance maternal bonding and obesity prevention through breastfeeding
5

Address conditions contributing to child and maternal mortality
6

Plan for a system of care for adolescents that addresses physical and emotional health
7

Purpose

While in the womb, a fetus grows and develops due to nourishment from the mother. However, along with nutrients, any toxins in the mother's system may be delivered to the fetus causing damage to the developing fetal organs. Infants born to mothers who smoke, drink alcohol, or use other substances may have growth problems, long-term behavioral problems or intellectual disabilities. Prenatal substance exposure raises the risk for sudden infant death syndrome.

Plan

The Department of Health (DOH) will promote *Screening, Brief Intervention, and Referral to Treatment* (SBIRT), for all people, including pregnant women and women who might get pregnant. SBIRT is an approach to identify and deliver intervention and treatment to people with substance use problems or those at risk of developing these problems. Because the risks to developing infants have long-term impacts, women are advised to avoid using tobacco, alcohol, and other substances. The DOH will lead community efforts to create economic incentives, increase provider awareness, and better connect community resources to encourage adoption of SBIRT for expecting mothers.

To further promote healthy reproductive health outcomes, Reproductive Life Plan (RLP) and preconception counseling, as appropriate, includes discussion of the woman's personal goals about becoming pregnant and entails screening and identifying risks factors such as prescribed and illicit drug/alcohol use and smoking. These types of counseling should be integrated in all well-women visits.

The utility of One Key Question™ screening protocol encourages providers to routinely ask women about their reproductive health needs and ensures that more pregnancies are wanted, planned, and healthy by asking "Would you like to become pregnant in the next year?" If a woman answers "yes," she will be further screened for substance use, including tobacco, alcohol, and prescription and illicit drugs - all of which increase risks for complicated pregnancies, birth defects, and developmental delays. If a woman does not plan a pregnancy, counseling and referral about reducing these risk factors is warranted.

Partners

Health care providers, mental health and substance abuse community, health insurers and managed care organizations, Hawaii Poison Center, social service agencies, education system, and criminal justice system.

Milestones

- Train prenatal care providers on prenatal SBIRT; train substance treatment providers on pregnancy related issues
- Train primary care providers on SBIRT
- Establish performance measures related to SBIRT utilization for providers of publicly funded health insurance
- Assure a sufficient and accessible substance abuse treatment provider network
- Utilize toll-free 24/7 access to the Hawaii Poison Center as public and health care professional resource for information on the adverse health effects of drug exposure during pregnancy

OBJECTIVE A-2: DECREASE UNPLANNED PREGNANCIES

Purpose

Unintended pregnancy and childbearing bring substantial social and economic costs through immediate and long-term impacts on families. Pregnancies which are unintended may come at a time when a woman is not in optimal health for childbearing or when a couple is not otherwise prepared to raise a child. These pregnancies are linked to increased risk of exposure to alcohol, tobacco, and other substances, late prenatal care, preterm birth, and other negative birth outcomes.

While unintended pregnancies can create challenges for all families the impacts are often greater for teen parents. The high rate of unintended pregnancies leads to early exposure to tobacco, alcohol, and other substances, even among women who stop using these substances once they know they are pregnant.

Plan

The primary means to reduce unintended and teen pregnancies is client centered approach counseling in developing a reproductive life plan and encouraging frequent follow-up to promote healthy problem solving regarding contraceptive methods and receiving sexually transmitted disease prevention and other preventive health services. Contraception counseling involves identifying concerns about safety, socio-economic needs and cost, and discussing the most effective methods first.

The use of effective contraceptive methods along with condoms have been shown to effectively decrease unintended pregnancy, adolescent pregnancy, and abortion rates and prevent Sexually Transmitted Disease/Human Immunodeficiency Virus (STD/HIV) transmission and its serious medical consequences. Another part of the plan focuses on greater utilization of LARC devices such as IUDs and hormonal implants. LARC have been shown to decrease unintended pregnancy in a highly cost effective manner.

Partners

Health care providers, health insurers and managed care organizations, social services agencies, and education system.

Milestones

- Provide healthcare providers training on changes to contraceptive coverage, billing, and coding
- Implement pilot program with health care partners the One Key Question™ screening protocol
- Decrease unintended pregnancy rates
- Educate healthcare providers about client-centered counseling approach including screening and counseling adolescents for sexual risk behaviors, HIV and STD prevention and dating violence
- Provide services that are teen-focused (e.g. confidential, accessible location, and flexible hours) and culturally appropriate materials during health care visits

OBJECTIVE A-3: SUPPORT PARENTS AND EXTENDED OHANA AFTER CHILDBIRTH

Purpose

Create a healthy home environment and communities for newborns and families.

OBJECTIVE A-3-a: Reduce childhood injuries and poisoning.

Plan

Reduce unintentional poison exposures in newborns and siblings.

Partners

Health care providers, health insurers, Hawaii Poison Center, and managed care organizations, social services agencies, and the education system.

Milestones

- Increase educational programs and outreach to the community

OBJECTIVE A-3-b: Promote safe and nurturing home environments for families through home visiting and violence prevention programs.

Plan

Promote evidence-based home visiting practices to at-risk children and families to support their development. The DOH manages the Maternal, Infant, and Early Childhood Home Visiting Program (Home Visiting Program), and provides voluntary, evidence-based home visiting services to at-risk pregnant women and parents with young children.

The Home Visiting Program, which builds upon decades of scientific research, provides voluntary, culturally-appropriate, individually-tailored supports to families in their homes, including providing information about children's health, development, and safety, and when appropriate, referrals to support services. The DOH works with agencies and organizations throughout the State to prevent sexual violence, Intimate Partner Violence (IPV), domestic violence, and child

abuse and neglect.

Partners

Healthcare providers, social service community agencies, and non-profits, child and family advocates and prevention organizations.

Milestones

- Promote the use of effective home visiting models
- Develop home visiting networks to include culturally-appropriate models
- Develop and conduct state-wide training for home visitors and supervisors
- Collaborate with coalitions to increase public awareness on violence and child abuse and neglect prevention through community education

OBJECTIVE A-4: PROMOTE DEVELOPMENTAL SCREENINGS AND SERVICES IN EARLY CHILDHOOD

Purpose

Starting at birth and continuing throughout childhood, children reach milestones in how they play, learn, speak, act, and move. Because children develop at their own pace it can be difficult to predict exactly when a child will learn a given skill. However, developmental milestones give a general idea of the changes to expect as a child gets older.

Developmental and behavioral screening plays an important role in early detection and an opportunity to provide appropriate supports for children who may be experiencing delays or challenges for any number of reasons. As many as 1 in 4 children aged 0 to 5 years may be at moderate or high risk for developmental, behavioral, or social delay.

Plan

Bring stakeholder communities together to develop strategies to address developmental milestones when not met. Work with health providers to examine and explore financial resources for funding.

Partners

Health care providers, health insurers and managed care organizations, social service agencies, and child care system

Milestones

- Increase the number of children screened for developmental, behavioral, and social delays using a standardized screening tool and referred to appropriate services
- Finalize a Memorandum of Understanding between the DOH and the University of Hawaii P-20 Data Exchange Partnership to obtain critical longitudinal data

- Facilitate the collection of family history and use of risk assessment to identify increased risks for health problems and initiate early interventions to keep families and communities healthy
- Support an integrated child health profile electronic data system to improve tracking of screening, follow-up, treatment, intervention, management, and care coordination
- Assure newborn screening meets national efforts and is available to Hawaii families
- Promote access to vision and hearing services with appropriate follow-up care and management
- Promote childhood lead poisoning prevention

OBJECTIVE A-5: ENHANCE MATERNAL BONDING AND OBESITY PREVENTION THROUGH BREASTFEEDING

Purpose

It is recommended that most babies be fed only breast milk for the first 6 months of life and continue breastfeeding for at least 12 months thereafter. In Hawaii, 85% of babies initiate breastfeeding but by 6 months only 51% are breastfeeding. Breastfeeding helps protect against childhood obesity, and studies have shown that breastfeeding for 9 months reduces a child's risk of becoming overweight by more than 30%.

Plan

Provide technical assistance, trainings, and advocacy to increase the duration of exclusive breastfeeding through six months in healthcare, the workplace, and general community.

Opportunities include seeking insurance reimbursement for lactation support services from a certified lactation consultant to assist with breastfeeding after delivery and/or hospital discharge, increasing the number of hospitals that receive "Baby Friendly Hospital" designation, and including basic breastfeeding support as a standard of care for midwives, obstetricians, family physicians, nurse practitioners, and pediatricians.

Partners

Health care providers, health insurers and managed care organizations, and employers.

Milestones

- Increased in number of infants who were breastfed at 6 months
- Increased in number of infants who were breastfed exclusively through 3 months
- Increased in number of infants who were ever breastfed infants breastfed for at least 2 months

- Increase the number of hospitals in Hawaii that have infant feeding policies that align with the "10 steps to successful breastfeeding"
- Develop and begin implementation of early child care wellness guidelines to establish minimum standards based on national recommendations for wellness and childhood obesity prevention

OBJECTIVE A-6: ADDRESS CONDITIONS CONTRIBUTING TO CHILD AND MATERNAL MORTALITY

Purpose

A child's death is a sentinel event and can be a marker in a community of the health and safety of children. Efforts to understand the entire spectrum of factors that lead to a death may help prevent other deaths, poor health outcomes, injury or disability in other children.

Similarly, pregnancy-related deaths are also an indicator of the overall health of women of reproductive age. It is estimated that up to 50% of all maternal deaths are preventable, and while rare in the United States, there is evidence that rates are getting worse. According to the Center for Disease Control, the number of reported pregnancy-related deaths increased from 8.4 deaths per 100,000 live births in 1997 to a high of 17.8 deaths per 100,000 live births in 2011.

Child Death Review (CDR) is a process that works to understand child deaths in order to prevent harm to other children. It is a collaborative process that brings people together at a state or local level, from multiple disciplines, to share and discuss comprehensive information on the circumstances leading to the death of a child and the response to that death. Since a portion of these deaths are medication related, utilization of the Hawaii Poison Center maximizes toxicological resource use. These reviews can lead to action to prevent other deaths locally, at a state level and nationally. Include child morbidity data to help inform prevention efforts, as the same risk factors for many mechanisms of childhood injury apply to both fatal and nonfatal incidents.

Plan

Prevent child and maternal deaths by improving our community's understanding of the drivers of those deaths, which include an individual's health status and medical care system, but also the social and economic conditions the child or mother experienced. The DOH will reestablish the defunct child death review system and establish a new maternal mortality review system to provide data, analysis, and policy recommendations to decrease these sentinel events.

Partners

Health care providers, public health advocates, law enforcement, Hawaii Poison Center, social service agencies, education system, counties, and communities.

Milestones

- Enact and reaffirm statutory authority

- Establish dedicated department resources for comprehensive child death and mortality reviews
- Execute Business Associate Agreements and related legal artifacts required to request and analyze relevant data and information

OBJECTIVE A-7: PLAN FOR A SYSTEM OF CARE FOR ADOLESCENTS THAT ADDRESSES PHYSICAL AND EMOTIONAL HEALTH

Purpose

Approximately one out of five adolescents has a diagnosable mental health disorder, and nearly one third show symptoms of depression. Mental health disorders can disrupt school performance, harm relationships, and lead to suicide. Suicide was the second leading cause of death among teenagers in Hawaii, after motor vehicle crashes, but outnumbering deaths from cancer, heart disease and other chronic diseases.

Unfortunately, an ongoing stigma regarding mental health disorders inhibits some adolescents and their families from seeking help. Effective treatments for mental health disorders, especially if they begin soon after symptoms appear, can help reduce its impact on an adolescent's life.

Plan

Improve healthy development and well-being of adolescents by improving the percent of adolescent ages 12 – 17, with preventive medical visit in the past year. The Bright's Futures guideline recommends that adolescents have an annual checkup starting at age 11. The visit should cover a comprehensive set of preventive services, such as a physical examination, discussion of health-related behaviors, and immunizations. It recommends that the annual checkup include discussion of several health-related topics, including healthy eating, physical activity, substance use, sexual behavior, violence, and motor vehicle safety.

Partners

Health care providers, health insurers and managed care organizations, social service agencies, education system, Prevent Suicide Hawaii Taskforce, Hawaii Poison Center, law enforcement and criminal justice system, and communities.

Milestones

- Increase the number of youth who have a preventive medical visit
- Increase the number of youth with special health care needs who receive services necessary to make transitions to adult health care
- Increase data sharing for youth receiving services from multiple state agencies and other programs involved in youth services

- Develop strong relationships with community partners to support planning and policy development that promotes and maximizes the health of adolescents
- Provide outreach services to families and youth identified through standardized assessments
- Improve early diagnosis (including initial diagnosis) of mental health disorders in the home, health care or school setting.
- Decrease social stigma around mental health disorders and mental health care and suicide
- Assure parity for insurance coverage for mental health care consistent with substance use and medical care
- Increase data sharing between state agencies and programs involved in youth services
- Improve involvement of youth in peer-to-peer education and support services
- Improve access to suicide prevention gatekeeper training in health care, school and community settings
- Assure vulnerable populations such as children who are homeless, served by state child welfare and juvenile justice systems, or LGBT receive services
- Use Hawaii Poison Center data on adolescent poison exposures and suicide attempts to monitor problem and track change
- Establish priority goals for adolescent psychiatric clinical practice adoption of telehealth
- Increase the number of youth with special health care needs who receive services necessary to make transitions to adult health care
- Recommend standardized developmental assessments.
- Promote information about Bright Futures and available tools and resources
- Provide public education about new and ongoing important prevention topics such as immunizations, oral health, healthy weight, and emotional well-being
- Provide training that incorporate Bright Futures curriculum and update and revise all provider related materials
- Update or revise billing and payment policies for adolescent well-visits
- Educate all home visiting professionals and early education and child care professionals about Bright Futures Guidelines so that they can reinforce messages when appropriate and help prepare parents to be effective partners during their children's well-child visits

B
**Take Health to Where
People Live, Work, Learn,
and Play**

**STRATEGIC PRIORITY B: TAKE HEALTH TO WHERE
PEOPLE LIVE, WORK, LEARN, AND PLAY**

**OBJECTIVE B-1: INVEST IN TELEHEALTH TO IMPROVE
HEALTH ACCESS**

Invest in telehealth to improve health access
1

Prevent and contain Epidemics and Disease Outbreaks
2

Improve connections between Primary Care and Behavioral Health
3

Improve life trajectories for vulnerable persons
4

Partner with communities to identify and meet their needs
5

Create communities where the healthy choice is the easy choice
6

Improve home, school, and workplace safety and wellness
7

Purpose

Telehealth is the delivery of health services using technology in order to improve access to quality healthcare in rural and urban communities across the nation. It allows patients to access specialists and doctors they might not otherwise be able to within the comfort of their local community or sometimes even their home. Telehealth can also help minimize healthcare costs while reducing patient travel time and time away from work and family. Ultimately, telehealth can minimize the complication of disease and even save lives through more proactive screening and early diagnosis for cancer, diabetes, heart disease and other chronic diseases.

Plan

The State of Hawaii lacks clear objectives regarding telehealth, this despite recent increasing proliferation of cost-effective technology and supportive public policy. The DOH will work with community to establish governance and accountability in assuring telehealth as a sustainable, if not preferred modality for specialty provider shortages, long waitlists for specialists, geographic barriers, improve access to certain kinds of care, and to support specialty consultation to primary care practices. Community Paramedics is a developing venue for Telehealth.

Partners

Health care providers, health insurers and managed care organizations, Hawaii Emergency Medical Services (EMS), malpractice insurers, patient advocates, medical education system, and technology infrastructure vendors.

Milestones

- Establish a statewide telehealth council
- Enforce existing laws and regulations governing the delivery and support of telehealth services, including malpractice coverage and reimbursement parity
- Plan for and assure sufficient bandwidth and technology infrastructure, including Electronic Health Records
- Establish infrastructure to support medical specialty services to consult statewide including community paramedicine via telehealth
- Utilize telehealth for training and prevention efforts.
- Develop education and training strategy

OBJECTIVE B-2: PREVENT AND CONTAIN EPIDEMICS AND DISEASE OUTBREAKS

Purpose

To be prepared to prevent and reduce the likelihood of an outbreak, to detect it early, and when an outbreak occurs respond immediately and appropriately to mitigate the outbreak.

Plan

The DOH will develop an immediate and comprehensive protocol to address the emergence and spread of antimicrobial drug resistant organisms or emerging zoonotic (animal to human) disease outbreak. The DOH will utilize community paramedicine to identify underserved areas.

Partners

State and Federal agencies, Health care professionals, EMS Community Paramedicine, law enforcement, and the community.

Milestones

- Organize a team comprised of individuals including community paramedics who understand the disease and who can provide quick responses to the Director of Health, communications, and the public on action steps
- Organize team of individuals to develop immediate protocol procedures in the case of an epidemic
- Protocol will include who to contact and when and communication action plan to team, staff, and public
- Memorandum of Agreement if intra-departmental or inter-department individuals or offices are involved
- Authorize expanded community EMS services (similar to those used during the recent Dengue outbreak on Hawaii Island)
- Develop list of diseases and action plans on approach to the problem and resolution
- Appointment of a point person to be in charge of project management

OBJECTIVE B-3: IMPROVE CONNECTIONS BETWEEN PRIMARY CARE AND BEHAVIORAL HEALTH

Purpose

Many individuals have comorbid behavioral and physical health conditions, both of which need to be addressed and treated.

Unfortunately, the health care delivery system within the United States has become fragmented in such a way that those who have multiple physical and behavioral health needs sometimes must choose which among those needs will receive priority for seeking care. This decision is exacerbated for those who have the most severe and persistent mental illnesses.

Poverty, diminished educational attainment, and judgmental

impairment, all closely associated with these disorders, contribute to the individual's difficulty in finding appropriate care for their medical problems and in pursuing health promoting lifestyles. Studies show that untreated (or undertreated) behavioral health conditions adversely affect chronic conditions such as diabetes, cardiovascular disease, Chronic Obstructive Pulmonary Disease (COPD), and cancer.

Plan

Integrating behavioral health services into primary care settings offers a viable, efficient means of ensuring timely access to needed behavioral health services. Additionally, when behavioral health care is delivered in an integrated setting it helps minimize stigma and discrimination while increasing opportunities to improve overall health outcomes.

The DOH will work with community partners to provide training and ongoing learning opportunities to improve capacity of primary care providers (PCP) to screen for, identify and address behavioral health in their practices; implement systems change to facilitate seamless referrals between PCPs and behavioral health specialists for patients with serious behavioral health conditions; expand access to health information technology for PCPs and behavioral health providers to ensure timely sharing of patient information and care coordination; and strengthen the health care delivery system to support behavioral health integration.

Additionally, outside funding opportunities will be maximized to pilot Screening, Brief Intervention and Referral to Treatment (SBIRT) in the primary care setting, as well as integration partnerships between PCPs and Community Mental Health Centers to offer primary care services on site where severely mentally ill residents receive their behavioral health care.

Partners

Primary care providers, health insurers and managed care organizations, peer specialists, patient advocates, health educators, medical education system, Community Mental Health Centers and behavioral health providers, Substance Abuse and Mental Health Services Administration (SAMHSA) and the National Council for Behavioral Health and other agencies providing funding for integrated primary and behavioral health care integration efforts.

Milestones

- Implement SBIRT- model universal screening and counselling for tobacco, alcohol, and substance use through primary care providers, with referral to treatment services, as needed.
- Deploy the Improving Mood Providing Access to Collaborative Treatment (IMPACT) model to identify and treat mild-to-moderate depression and anxiety in the primary care practice setting
- Improve outcomes for chronic health conditions in individuals with Serious Mental Illness (SMI) enrolled in Living Well Hawai'i

- Implement a workforce development strategy for behavioral health professionals to increase hiring and retention of quality behavioral health providers
- Increase in the number of behavioral health providers actively working in primary care settings
- Develop a training program for peer specialists to assist individuals with SMI in healthcare navigation
- Improve electronic medical record interconnectivity and data sharing between primary care and behavioral health care systems

OBJECTIVE B-4: IMPROVE LIFE TRAJECTORIES FOR VULNERABLE PERSONS

Purpose

To improve services for vulnerable and disabled persons, by working with all stakeholders to maximize resources and improve the quality of services to this population.

Objective B-4-a: Improve the transition to employment and workforce development for people with intellectual and developmental and other disabilities.

Plan

Work with key stakeholders to address agreements, protocols and resources to improve benefits counseling, implement an “employment-first” initiative, and develop individual professional competencies in the field of developmental and other disabilities.

Partners

Private industry and employers, social service agencies, and communities; state agencies and the federal government.

Milestones

- Increase the number and percentage of individuals of working age (between 16 and 64) eligible for Department of Health services who are employed during any part of the fiscal year in competitive integrated employment
- Increase the number and percentage of people with disabilities accessing services
- Increase the number of staff and providers trained in person-centered planning curriculum
- Increase the number of staff and providers trained in positive behavior support concepts

Objective B-4-b: Assure continued quality services for Hansen’s Disease patients through transition from the Department of Health to the federal government.

As of June 2016, there are currently 13 patient-residents remaining from the Kalaupapa Hansen’s Disease registry. The patients’ age ranges from 74 to 91 years; the median age is 81.1 years. Per the Cooperative Agreement between the National Park Service (NPS) and State of Hawaii, Department of Health, the NPS operates, preserves, and protect the Kalaupapa National Historical Park. The

NPS is responsible for the flora and fauna, historical maintenance of the Settlement, road maintenance, operation and maintenance of the water distribution system, fire prevention, mule concession, barge scheduling, buildings, and waste management.

Plan

Develop a consensus strategic framework to identify solutions, stakeholders, and key strategic relationships needed to establish or enhance collaboration to transition Kalaupapa activities.

Partners

Department of Land and Natural Resources, Department of Hawaiian Homelands, Department of Transportation, National Park Services, Churches (Roman Catholic Church, Hawaiian Conference Foundation, etc.), Services Providers

Milestones

- Identify the stakeholders and coordinate as a working group
- Identify the issues and share information
- Resolve issues and transfer responsibility and resource for solid waste management that includes hazardous waste
- Cooperate in implementing a Phase I Environmental Site Assessment

OBJECTIVE B-5: PARTNER WITH COMMUNITIES TO IDENTIFY AND MEET THEIR NEEDS

Purpose

To enhance community health through a collaborative process driven from and lead by the community itself, as opposed to government. The Department of Health and state government in general, may play a role in facilitating a community's success, but should not impose its own solutions on locales.

Objective B-5-a: Increase access to health services in remote areas, such as Puna/Kalapana.

Plan

Create opportunities for external collaboration to outreach to the medically underserved that may include expanded financial support from the State. Limited access and knowledge of State-funded healthcare, nutritional programs, and free health screening services exacerbate provider shortages. A lack of public transportation and limited electrical and Internet connectivity further complicates outreach.

Partners

Non-profits and NGOs, state agencies, and other providers.

Milestones

- Collect stakeholder data
- Increase number of individuals who sign up for healthcare, receive free vision screening, of low income households to sign up for Supplemental Nutritional Assistance Program (SNAP) benefits to improve nutrition

- Increase number of youth and adults receiving screening for type II diabetes through HA1c testing
- Increase community education regarding health resources, programs, to increase health equity among low income population

Objective B-5-b: Assure consumers who access services can navigate through programs and programs can internally work with one another in assuring seamless transition of services for individuals receiving services within departments and other state programs.

Plan

Establish agreements, policies, and protocols, including data sharing, among state agencies working to achieve self-reliance, family stability, and good health.

Partners

Social services agencies, health care agencies, Hawaii EMS Community Paramedicine, Hawaii Poison Center, education system, criminal justice system, and communities.

Milestones

- Development of internal and intra-department programs listing; e.g., what kind of services are offered, how consumers are serviced, how are they linked to other services, when do they transition over, what kind of resources are needed, and there is help to assist consumers or individuals
- Establishment of joint inter-agency performance goals
- Increase the number of youth and adults receiving suicide prevention gatekeeper training and survivor support services
- Increase access to trauma care and maintain trauma facilities in all counties for better outcomes
- Implement community paramedicine-paramedicine programs to augment medical service to remote locations
- Promote telephonic delivery services such as those provided by the Hawaii Poison Center

OBJECTIVE B-6: CREATE COMMUNITIES WHERE THE HEALTHY CHOICE IS THE EASY CHOICE

Purpose

To optimize built environments and other socio-ecological institutions through policy, systems, and environmental changes to affect the way Hawaii residents live and minimize unhealthy options and influences.

Objective B-6-a

Change social norms so that regular physical activity and healthy eating are supported environmentally, systemically, and the default behavior for children in Hawaii's public schools.

Plan

Collaborate with the Department of Education to update its wellness policy to better align with national recommendations, strengthen implementation of wellness in schools, and continue to assess school wellness and utilize data to inform interventions in support of physical activity and nutrition.

Increase coordination between the island school garden networks to develop and share resources that contribute to the success of school gardens, increase student access to fresh local fruits and vegetables, and build capacity for teachers to conduct garden-based education.

Partners

Department of Education, Hawaii State Teachers Association

Milestones

- Update school wellness policies, assess needed improvements, and direct resources so children are healthy and ready to learn in their schools
- Increase number of professional development events offered on wellness
- Conduct annual fitness assessments and meets in grades 5, 7, and 9 in all schools
- Increase coordination with school garden networks so students have access to local fresh fruits and vegetables, and teachers have support to conduct garden-based education
- Increase student fresh fruits and vegetables consumption rates
- Increase youth physical activity rates

Objective B-6-b: Achieve Blue Zone status in at least one community in the state.

Plan

With particular focus on Hawaii Island, lead a community well-being transformation initiative, where the healthy choice becomes the easy choice through permanent changes in environment, policy, and social networks.

Partners

County Mayors; County agencies (elderly services, parks and recreation, etc.); private business and chambers of commerce; churches; universities and colleges; state agencies.

Milestones

- Decrease in community Body Mass Index, adult obesity, and childhood obesity
- Increase fresh fruit and vegetable consumption
- Increase in physical activity
- Increase in public transportation, public transportation, or bike/active transportation
- Decrease in diabetes and heart disease rates
- Decrease in tobacco use
- Reduced healthcare costs

Objective B-6-c: Encourage healthy workplace by offering healthy foods and encourage healthy habits.

Plan

Organize Department wide and inter-Departmental committee to help to develop plan for increasing and encouraging workplace and/or site wellness:

- Develop implementation plan
- Develop incentive program to maintain wellness
- Model healthy food environments where people work through state agencies adopting a healthy food guideline so health promoting options are available wherever food is sold in government buildings.
- Demonstrate retail food and beverage initiative to increase healthy options that is economically viable and beneficial to the health of consumers.
- Enlist and support retailers to adopt healthy food and beverage initiative to expand the availability and access to health promoting options

Partners

Department of Human Resources Development, Department of Accounting and General Services, Department of Labor and Industrial Relations, Hawaii Government Employees Association, United Public Workers

Milestones

- Incorporate the CDC Worksite Health Score Card (HSC) to identify
- gaps in the DOH promotion programs and to prioritize high-impact
- strategies for health promotion at worksites including: organizational
- supports, tobacco control, nutrition, physical activity, weight
- management - stress management, depression, high blood
- pressure, high cholesterol, diabetes, signs and symptoms of heart
- attack and stroke, and emergency response to heart attack and stroke.

Objective B-6-d: Increase physical activity through multi-modal transit community planning.

Plan

Develop statewide multi-modal transit plan with Governmental Departments, providers, and users or consumers.

Partners

Counties, government agencies, public transportation, environmental stakeholders, and private developers.

Milestones

- Develop implementation plan in stages – include curriculum and training plan
- Conduct a statewide multi-modal transit summit to include – Department of Health, Department of Human Services, Department of Education, Department of Transportation, City and County – The Bus, Rail, Bike clubs, traffic, environmental groups, clean air, water, and land
- Implement city and state transportation plan to increase safe and active transportation
- Continue to invest in healthy community initiatives like World Health Organization's (WHO) Age Friendly Cities for the aging population

OBJECTIVE B-7: IMPROVE HOME, SCHOOL, AND WORKPLACE SAFETY

Purpose

To reduce injuries and deaths by enhancing protective factors in common social, economic, and family environments, as well as increase opportunities to improve or maintain personal health.

Objective B-7-a: Reduce falls through safety practices that maintain mobility and independence among older adults.

Plan

Encourage safety practices and use of programs that reduce risk for falls through evidence-based practices that include: exercise for strength and balance, medication review, vision screening, and home safety modifications. Encourage use of an electronic safety calling device.

Partners

Fall Prevention Consortium members including neighbor island alliances, health care centers, senior living facilities, professional associations, pharmacies, senior centers, and hardware stores.

Milestones

- Continue to implement and evaluate 2013-2018 Hawaii Falls Prevention State Plan

Objective B-7-b: Assure the safety and health of school-aged children from the health hazards of asbestos.

Plan

Secure additional asbestos abatement specialists and collaborate with State Department of Education and private school organizations to discuss potential partnership in continued compliance if our 2 DOH enforcement staff are no longer funded (all K-12 schools will still be regulated by the state/federal rule).

Collaborate with the asbestos abatement industry (contractors, consultants, laboratories, and training programs) to discuss possible raising of fees (already supporting two program staff) to support staff currently funded by federal grant. Enhance asbestos management resources along federal, state, and private continuum and assure safe and healthy classrooms through enforcement and abatement efforts.

Partners

Hawaii Department of Education, federal government agencies.

Milestones

- Maintaining the effectiveness of the current comprehensive State Asbestos Program with adequate compliance/enforcement capabilities for the State requirements on asbestos in schools, asbestos requirements during renovation and demolition activities, training and certification of a qualified asbestos abatement workforce
- Maintaining staff to provide adequate implementation of the comprehensive program as mentioned above

C
Create a Culture of Health throughout Hawaii

STRATEGIC PRIORITY C: CREATE A CULTURE OF HEALTH THROUGHOUT HAWAII

OBJECTIVE C-1: INVEST IN BETTER MENTAL HEALTH

Invest in better mental health
1

Enforce public health and environmental regulations
2

Make public health and environmental data more accessible
3

Improve and protect Hawaii's water, air, and land
4

Adapt to and mitigate effects of climate change
5

Enhance public health communications to influence, educate, and motivate
6

Enhance laboratory and scientific services
7

Purpose

There is a lack of capacity to address serious mental illness in the community and connect those who suffer from serious mental illness with appropriate care and services. There is a lack of facilities to provide sub-acute mental health services to individuals needing immediate help but not hospitalization. Few alternatives to commitment to the State for custody exist for courts considering for persons who may have mental health complications.

Plan

The department will investigate and advocate for adequacy of crisis intervention/outreach programs and post-booking jail-diversion programs, ensure adequate funding and support for mental health courts, and provide training to judges to understand mental illness; provide crisis intervention training to law enforcement to identify and appropriately respond to mentally ill but non-dangerous individuals in the field, refer to care/services. Support for workforce development across the mental health spectrum is critical.

Partners

Health care providers, law enforcement and criminal justice system, higher education, social service agencies, and communities.

Milestones

- Prevalence of mental illness in jails
- Average length of stay in jails for mentally ill persons
- Recidivism rate for mentally ill persons
- Number of defendants in mental health court
- Graduation rate from mental health court
- Recidivism rate for mental health court graduates
- Hawaii State Hospital (HSH) Census
- HSH average length of stay
- Percent adults with serious mental illness who received treatment
- Percent adults with serious mental illness who are employed

OBJECTIVE C-2: ENFORCE PUBLIC HEALTH AND ENVIRONMENTAL REGULATIONS

Purpose

To enhance the State's statutory compliance and the department's regulatory and legal preparedness to address emerging threats, environmental pollution, chronic diseases, and other national public health priorities and to improve use of laws and regulations to support program activities.

Plan

Ensure the presence of sufficient numbers of effective regulatory and legal authorities (i.e. inspectors and surveyors) to carry out essential public health services in the community and court systems. Work with private sector and industry to ensure compliance, and balance prevention and efficient governmental business practices.

Coordinate regulatory efforts across jurisdictions and sectors to protect communities and promote health and wellness across local-state-federal dimensions and among multiple public and private sector entities. Develop and make accessible information about public health regulatory and legal best practices.

Partners

Private sector, counties, state agencies, federal agencies, judiciary, legislature.

Milestones

- Assure a sufficient and competent workforce for inspection and surveys of licensed health care facilities
- Assure a sufficient and competent workforce for inspection of food establishments and other non-health care commercial entities
- Assure a sufficient and competent workforce for inspection of environmental pollution-related complaints

OBJECTIVE C-3: MAKE PUBLIC HEALTH AND ENVIRONMENTAL DATA MORE ACCESSIBLE

Purpose

Public health informatics address the intersection of data, systems, policies, and people to support public health goals. It includes analysis of health information, but also economic, social, geographical, and biological aspects – and any and all quantifiable factors that may influence individual or population health.

Plan

DOH proposes to establish a dedicated public health and informatics office in the Office of the Director of Health. Enhance, stabilize, and coordinate existing data resources for environmental management, environmental health services, and epidemiology.

Partners

Healthcare providers, health insurers and managed care organizations, regulatory agencies

Milestones

- Strengthen legal framework to obtain, analyze, and share relevant population health data
- Develop statewide health informatics plan and priorities
- Establish data use and sharing agreements among state agencies and private sector

- Establish an All Payer Claims Database
- Establish an intra-departmental expert panel to provide guidelines on data dissemination
- Stabilize workforce and resources for the Environmental Information Management Office
- Enhance online restaurant inspection service

OBJECTIVE C-4: IMPROVE AND PROTECT HAWAII'S WATER, LAND, AND AIR

Purpose

Improve and protect human health and the environment in Perpetuity for all future generations through best practice engineering design, streamlined comprehensive permitting, regular monitoring, investigating, inspecting, researching and enforcement.

Plan

DOH has delegated authority from the U.S. Environmental Protection Agency to enforce many Federal environmental acts including the Clean Water Act, Safe Drinking Water Act, Solid Waste Disposal Act, Insecticide, Fungicide, and Rodenticide Act, Toxic Substances Control Act, Comprehensive Environmental Response Compensation, and Liability Act (CERCLA – Superfund sites), and the Clean Air Act. Implement State and Federal Environmental Acts.

Partners

U.S. Environmental Protection Agency, Other State Departments, all Counties, Educational Institutions, Office of Hawaiian Affairs (OHA), Communities, Business Sector and Environmental Groups.

Milestones

- Ensure safe drinking water
- Update the State Water Quality Plan
- Clean up contaminated lands if feasible
- Update the Integrated Solid Waste Management Plan
- Maintain the safety of chemicals
- Reduce pollution
- Assure compliance with State and Federal regulations

OBJECTIVE C-5 ADAPT TO AND MITIGATE EFFECTS OF CLIMATE CHANGE

Purpose

Minimize negative human health and environmental impacts.

Plan

Expand capacity to manage an increase in vector outbreaks (e.g., Zika); Plan for sea level rise through managed retreat from shorelines; Examine the effects of changing weather patterns on ocean water; Update land use guidance to prepare for impacts.

Partners

U.S. Environmental Protection Agency, U.S. Centers for Disease Control, American Public Health Association, American Planning

Association, Other State Departments, all Counties, Educational Institutions, Communities, Business Sector, Environmental Groups, World Health Organization, and the United Nations – Intergovernmental Panel on Climate Change.

Milestones

- Reduce State Greenhouse gas emissions back to 1990 levels
- Implement the Clean Power Plan
- Incorporate health and environmental concerns into the State Interagency Climate Adaption Committee (ICAC) Legislative Report

OBJECTIVE C-6: ENHANCE PUBLIC HEALTH COMMUNICATIONS TO INFLUENCE, EDUCATE, AND MOTIVATE

Purpose

Public health means different things to different people at various times. Conveying the value, mission, roles, processes, programs, and interventions of the health department is a necessary step in building effective public health programs and ensuring sustained funding levels.

Disparities in access to health information, services, and technology can result in lower usage rates of preventive services, less knowledge of chronic disease management, higher rates of hospitalization, and poorer reported health status.

Public health information must be understandable and usable by the target audience. Information should be accessible to all audiences in the jurisdiction served, whether they are non-English speaking, are hearing impaired, or have low literacy.

Plan

Provide information on public health issues and public health functions through multiple methods to a variety of audiences to improve population health outcomes and health care quality, and to achieve health equity.

Partners

Government agencies, private sector, media.

Milestones

- Deliver accurate, accessible, and actionable health information that is targeted or tailored
- Increase social media presence
- Enable quick and informed action to health risks and public health emergencies
- Increase health literacy skills
- Provide new opportunities to connect with culturally diverse and hard-to-reach populations

- Provide sound principles in the design of programs and interventions that result in healthier behaviors

OBJECTIVE C-7 ENHANCE LABORATORY AND SCIENTIFIC SERVICES

Purpose

Protect the public from food borne illnesses, HIV and sexually transmitted infections, and tuberculosis (TB).

Plan

Increase monitoring of all food products imported and exported. Use technology to improve rapid identification of HIV and sexually transmitted infections to enhance prevention activities (contact tracing and treatment) and prevent spread of infection. Use new laboratory tests to better track TB infection and determine appropriate period of isolating contagious individuals.

Milestones

- Develop monitoring protocols for all food products
- Identification of staff to conduct the food testing and/or inspection
- Development of communication plan and protocols on informing producers, retail, consumers, and health officials
- Increase collaboration between state, federal, industry, and academic partners
- Increase collaboration with health care providers and laboratories

STRATEGIC INTENTS, ROWS D – F

D Address the Social Determinates of Health

“§321-1 General powers and duties of the department. (a) The department of health shall have general charge, oversight, and care of the health and lives of the people of the State, and shall pursue as a goal, the achievement of health equity. *The department shall consider social determinants of health in the assessment of state needs for health.*” – Hawaii Revised Statutes, Chapter 321

“Health inequities are unjust and avoidable. In order to reduce health inequities, there is a need to address the wider socioeconomic and structural factors – the conditions in which people are born, live, grow and age – that influence how people become sick, what risk factors they are exposed to, how they access services, and how they use those services. These circumstances are shaped by the distribution of money, power and resources at global, national and local levels. Integrated policy approaches are necessary in order to address the complexity of health inequities, including through national social protection floors, which address income security and the goal to establish universal access to health care simultaneously.

Health policy generally, and health equity in particular, to a large extent depend on decisions made in sectors other than health, and are fundamentally linked to several interrelated issues such as governance, environment, education, employment, social security, food, housing, water, transport and energy. It means that health outcomes cannot be achieved by taking action in the health sector alone, and that actions in other sectors are critical. On the other hand, improving health outcomes contributes to achieving goals in other sectors. For example, a healthier population improves the overall level of productivity in the economy, increases employment and thus helps to reduce poverty, and improves school attendance of children. Healthy workers are fundamental for the productivity of businesses and livelihoods. Thus, health is a contributor to as well as an indicator of development.”

(Joint statement of the UN Platform on Social Determinants of Health. (n.d.). Retrieved from http://www.who.int/social_determinants/advocacy/health-post-2015_sdh/en/)

E Use Evidence-based Practices and Make Data-Driven Decisions

“An ever-expanding evidence base, detailing programs and policies that have been scientifically evaluated and proven to work, is available to public health practitioners. The practice of evidence-based public health (EBPH) is an integration of science-based interventions with community preferences for improving population health. The concept of EBPH evolved at the same time as discourse on evidence-based practice in the disciplines of medicine, nursing, psychology, and social work. Scholars in these related fields seem to agree that the evidence-based decision-making process integrates 1) best available research evidence, 2) practitioner expertise and other available

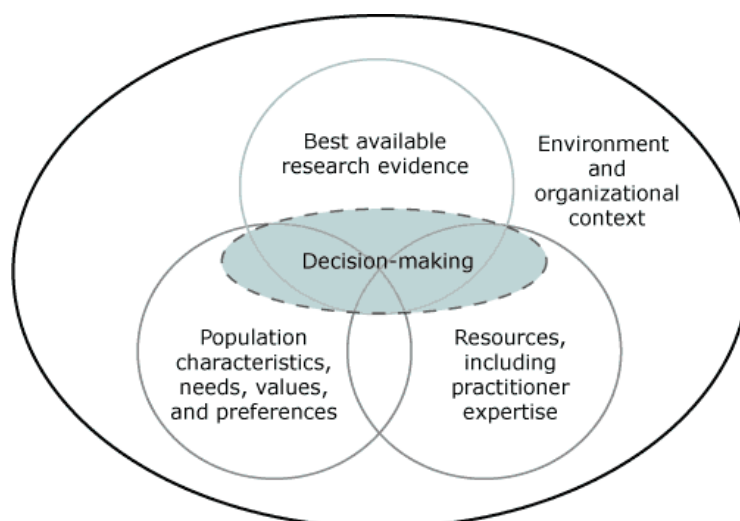
resources, and 3) the characteristics, needs, values, and preferences of those who will be affected by the intervention.

Public health decision making is a complicated process because of complex inputs and group decision making. Public health evidence often derives from cross-sectional studies and quasi-experimental studies, rather than the so-called “gold standard” of randomized controlled trials often used in clinical medicine. Study designs in public health sometimes lack a comparison group, and the interpretation of study results may have to account for multiple caveats. Public health interventions are seldom a single intervention and often involve large-scale environmental or policy changes that address the needs and balance the preferences of large, often diverse, groups of people.

The formal training of the public health workforce varies more than training in medicine or other clinical disciplines. Fewer than half of public health workers have formal training in a public health discipline such as epidemiology or health education. No single credential or license certifies a public health practitioner, although voluntary credentialing has begun through the National Board of Public Health Examiners. The multidisciplinary approach of public health is often a critical aspect of its successes, but this high level of heterogeneity also means that multiple perspectives must be considered in the decision-making process.

Despite the benefits and efficiencies associated with evidence-based programs or policies, many public health interventions are implemented on the basis of political or media pressures, anecdotal evidence, or “the way it’s always been done.” Barriers such as lack of funding, skilled personnel, incentives, and time, along with limited buy-in from leadership and elected officials, impede the practice of EBPH. The wide-scale implementation of EBPH requires not only a workforce that understands and can implement EBPH efficiently but also sustained support from health department leaders, practitioners, and policy makers.”

Jacobs JA, Jones E, Gabella BA, Spring B, Brownson RC. Tools for Implementing an Evidence-Based Approach in Public Health Practice. *Prev Chronic Dis* 2012;9:110324. DOI: <http://dx.doi.org/10.5888/pcd9.110324>



F Improve Core Business Services and Customer Satisfaction

“Organizational administration and management is the process of organizing, leading, and controlling the efforts of organizational human and other resources to make decisions and achieve organizational goals. Health departments must have a well-managed human resources system, be competent in general financial management, have data management capacity and capability, and be knowledgeable about public health authorities and mandates. And, because of the nature of public health – the focus on the collective good, the employment of government action, and the objective of population-based outcomes – public health leaders need an infrastructure to ensure that decisions, policies, plans, and programs are ethical and address health equity. Health department leaders and staff must be knowledgeable about the structure, organization, and financing of their public health department and other agencies and organizations that provide public health services.”

Public Health Accreditation Board. “Standards and Measures, Domain 11: “Maintain Administrative and Management Capacity, Version 1.5.” Web. 21 June 2016. <http://phaboard.org>

Appendix

Resource Document for Strategic Priority A: *Invest in Healthy Babies and Families*

Purpose

This document supplements the Hawaii Department of Health's strategy map and strategic plan, "Make Health Our Shared Value," with additional context, resources, and references. It should not be considered an operational document.

Introduction

On October 3, 2000 our understanding of the importance of the early life of children forever changed. The National Research Council and the Institute of Medicine of the National Academies released From Neurons to Neighborhoods: The Science of Early Childhood Development, an update and synthesis of current scientific knowledge of child development from birth to age five. ¹ This document explores and explains critical concepts and organizing principles to guide investments in a child's early years to maximize the potential for children to be healthy and thriving throughout school and their adult lives.

In 2007, the National Scientific Council on the Developing Child brought together cross sector leaders in the field of pediatrics, neuroscience, the economy and child development to review literature in their respective fields with the objective of moving beyond the most recent study to a cumulative knowledge base from which policy recommendations could be drawn. The recommendations highlighted the need to address significant inequalities in opportunity, beginning in the earliest years of life, noting it is both a fundamental moral responsibility and a critical investment in our nation's social and economic future.

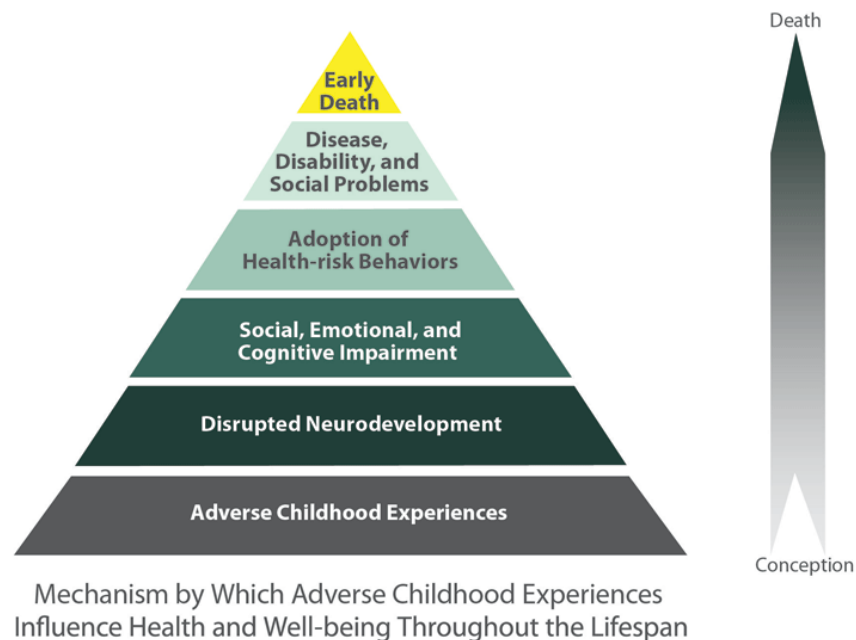
Critical Concept 1: Adverse Early Childhood Experiences (ACES)

Advances in neuroscience, molecular biology, and genomics are converging on three compelling conclusions: (1) early experiences are built into our bodies; (2) significant adversity early in life can produce physiological disruptions or embedded biological "memories" that undermine the development of the body's stress response systems and affect the developing brain, cardiovascular system, immune system, and metabolic regulatory functions; and (3) these physiological disruptions can persist far into adulthood and lead to lifelong impairments in both physical and mental health.

These broadly accepted scientific principles send two clear and powerful messages to decision-makers who are searching for more effective ways to improve the health of the nation. First, health promotion and disease prevention policies focused on adults would be more effective if evidence-based investments were also made to strengthen the foundations of health in the prenatal and early childhood periods. Second, the increasing prevalence of chronic disease across the life course could be lowered by reducing the number and severity of Adverse Childhood Experiences threatening the well-being of young children and by strengthening the protective relationships that help mitigate the harmful effects of toxic stress. ²

¹ <http://www.naeyc.org/resources/research/fromNeurons>

² Center on the Developing Child at Harvard University (2010). *The Foundations of Lifelong Health Are Built in Early Childhood*. <http://www.developingchild.harvard.edu>



<https://www.cdc.gov/violenceprevention/acestudy/about.html>

ACEs can be prevented through education and interventions at individual, family, and community levels. ACEs are categorized into three groups: abuse, neglect, and family/household challenges, the extent of which is determined in large part by a standardized questionnaire referring to the respondent's first 18 years of life.³

- Abuse
 - Emotional abuse: A parent, stepparent, or adult living in your home swore at you, insulted you, put you down, or acted in a way that made you afraid that you might be physically hurt.
 - Physical abuse: A parent, stepparent, or adult living in your home pushed, grabbed, slapped, threw something at you, or hit you so hard that you had marks or were injured.
 - Sexual abuse: An adult, relative, family friend, or stranger who was at least 5 years older than you ever touched or fondled your body in a sexual way, made you touch his/her body in a sexual way, attempted to have any type of sexual intercourse with you.
- Household Challenges
 - Mother treated violently: Your mother or stepmother was pushed, grabbed, slapped, had something thrown at her, kicked, bitten, hit with a fist, hit with something hard, repeatedly hit for over at least a few minutes, or ever threatened or hurt by a knife or gun by your father (or stepfather) or mother's boyfriend.
 - Household substance abuse: A household member was a problem drinker or alcoholic or a household member used street drugs.
 - Mental illness in household: A household member was depressed or mentally ill or a household member attempted suicide.
 - Parental separation or divorce: Your parents were ever separated or divorced.
 - Criminal household member: A household member went to prison.
- Neglect

³ <https://www.cdc.gov/violenceprevention/acestudy/index.html>

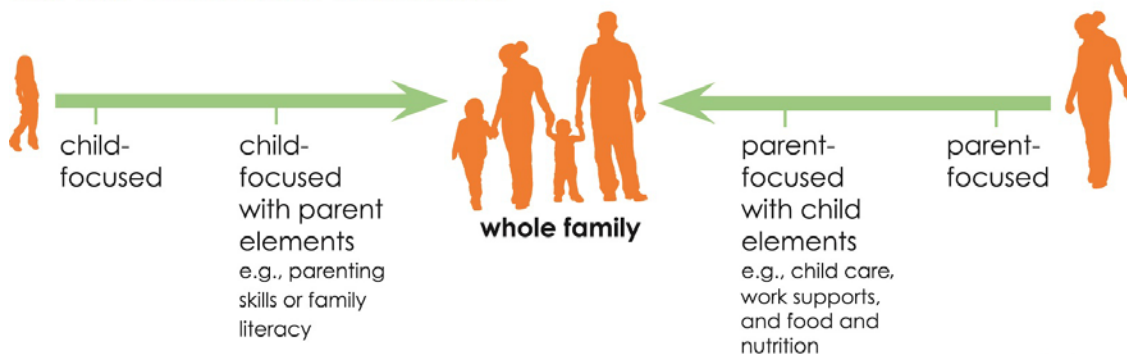
- Emotional neglect: Someone in your family helped you feel important or special, you felt loved, people in your family looked out for each other and felt close to each other, and your family was a source of strength and support.
- Physical neglect: There was someone to take care of you, protect you, and take you to the doctor if you needed it², you didn't have enough to eat, your parents were too drunk or too high to take care of you, and you had to wear dirty clothes.

Critical Concept 2: The Two-Generation Approach ('Ohana Nui')

For many years policy makers and providers of direct services have known that in order to be effective in changing child wellbeing outcomes the needs of the child must be addressed in the context of their family and community. But too often funding and programs are not designed to reflect what we know to be successful. Programs serve either the child or an adult. The Two Generation Approach, which has been fostered by the Aspen Institute and others like the Annie E. Casey Foundation, makes the case for creating opportunity for families by addressing the needs of parents and their children simultaneously. *Creating Opportunity for Families: A Two-Generation Approach* describes a new approach to reducing poverty, which calls for connecting low-income families with early childhood education, job training and other tools to achieve financial stability and break the cycle of poverty — and recommends ways to help equip parents and children with what they need to thrive.

In Hawaii, under the leadership of the Department of Human Services and Department of Health, this approach is called 'Ohana Nui, or our Larger Family.

The Two-Generation Continuum



Schools and early-education, home-visiting and job-training programs are just some of the existing platforms that offer opportunities to factor in the needs of parents and children at the same time.⁴

- *A child raised in poverty is more likely to become an adult living in poverty — less likely to graduate from high school or remain consistently employed.*⁵
- *Forty-two percent of children born to parents at the bottom of the income ladder stay there.*⁶

⁴ <http://www.aecf.org/resources/creating-opportunity-for-families>

⁵ Ratcliffe, C., & McKernan, S.-M. (2012, September). *Child poverty and its lasting consequence* (Low-Income Working Families Paper No. 21). Washington, DC: The Urban Institute. Retrieved August 2014, from www.urban.org/UploadedPDF/412659

⁶ Isaacs, J. B. (2008, February). Economic mobility of families across generations. In J. B. Isaacs, I. V. Sawhill, & R. Haskins, *Getting ahead or losing ground: Economic mobility in America* (pp. 15–26). Washington, DC: The Brookings Institution.

Critical Concept 3: Health in All Policies

Health in All Policies (HiAP) is a collaborative approach to improving population health by incorporating health considerations into decision-making across sectors and policy areas. HiAP is response to increasingly siloes of government structures, rising healthcare costs, growing inequities, and growing awareness of the impact of the social determinants of health. ⁷ This interrelationship is visually show below.

Effective health promotion and disease prevention depend on more than access to high-quality medical care. A wide range of service systems could improve outcomes significantly by applying a unified scientific understanding of the early childhood origins of health, learning, and behavior across multiple sectors. In other words, child welfare agencies could help prevent adult physical and mental health impairments, not just provide immediate child protection. Zoning and land-development policies could facilitate improved population health (and reduced health care costs), not just generate commercial profit. High-quality early care and education programs that buffer young children from excessive stress could promote health and prevent disease, not just prepare the children to succeed in school.⁸

An example of HiAP is provided below with the graphic “Healthy Policies for a Healthy Hawaii,” which was derived from a series of community and stakeholder planning meetings representing over 140 entities in 2015. The illustration represents what a healthful environment looks like when supported by prevention-oriented policies, economic incentives, and health-literate individuals and families.

⁷ <http://www.phi.org/focus-areas/program=health-in-all-policies>

⁸ Center on the Developing Child (2010). The Foundations of Lifelong Health (InBrief). Retrieved from www.developingchild.harvard.edu

Healthy Policies for a Healthy Hawai'i

HEALTHY HAWAII VISION 2020

WE NEED YOUR SUPPORT!

Healthy Communities Physical Activity

- Complete Streets implementation
- State & county level goals for active transportation
- Health impact assessments
- Secured bike parking at state events & locations

Healthy Communities Nutrition

- Food systems task force
- More support for locally produced, healthy foods
- Institutional policies for access to healthy food & drink options
- Guidelines for healthier kids' meals
- Warning labels on sugar-sweetened beverages
- Sugar-sweetened beverage fee to fund public education

Healthy Schools

- Student fitness assessments in grades 5, 7, & 9
- Increase Health & PE requirements for middle school grades
- Strengthen wellness in child care licensing requirements
- Additional school physical exam requirements
- Nutrition & agriculture curriculum in all grades

Healthy Worksites

- State level worksite wellness policy
- Paid family leave
- State health risk assessment

Health Care Systems

- Reimbursement for preventive care

Presented as a public service by the Hawaii State Department of Health. This concept map represents the policy priorities proposed by 140 statewide partners and experts at the 2015 State Physical Activity and Nutrition Forum May 28, 2015, Hilton Waikiki Beach Hotel, Honolulu, Hawai'i.

Critical Concept 4: Social Determinants of Health

Social determinants of health are conditions in the environments in which people are born, live, learn, work, play, worship, and age that affect a wide range of health, functioning, and quality-of-life outcomes and risks. Resources that enhance quality of life can have a significant influence on population health outcomes. Five commonly accepted determinants are:

Economic Stability

- Poverty
- Employment
- Food Security
- Housing Stability

Education

- High School Graduation
- Enrollment in Higher Education
- Language and Literacy
- Early Childhood Education and Development
- Social and Community Context

Social Cohesion

- Civic Participation
- Discrimination
- Incarceration

Health and Health Care

- Access to Health Care
- Access to Primary Care
- Health Literacy

Neighborhood and Built Environment

- Access to Healthy Foods
- Quality of Housing
- Crime and Violence
- Environmental Conditions

Examples of these resources include safe and affordable housing, open space and parks, access to quality early care and education, public safety, availability of healthy foods, health services, and environments free of life-threatening toxins.

Policies and Programs



Health Factors				
The "social determinants of health"				Genetic Code
Clinical Care (15%)	Health Behaviors (30%)	ZIP Code		Genetic Predisposition (10%)
		Social & Economic Factors (40%)	Physical Environment (5%)	
Uninsured rate Quality of care Access to care	Tobacco use Diet & exercise Substance use Sexual activity	Unemployment Education Income Family & social support Community safety	Housing & transit Built environment Air & water quality	



Health Outcomes
Length of Life
Quality of Life

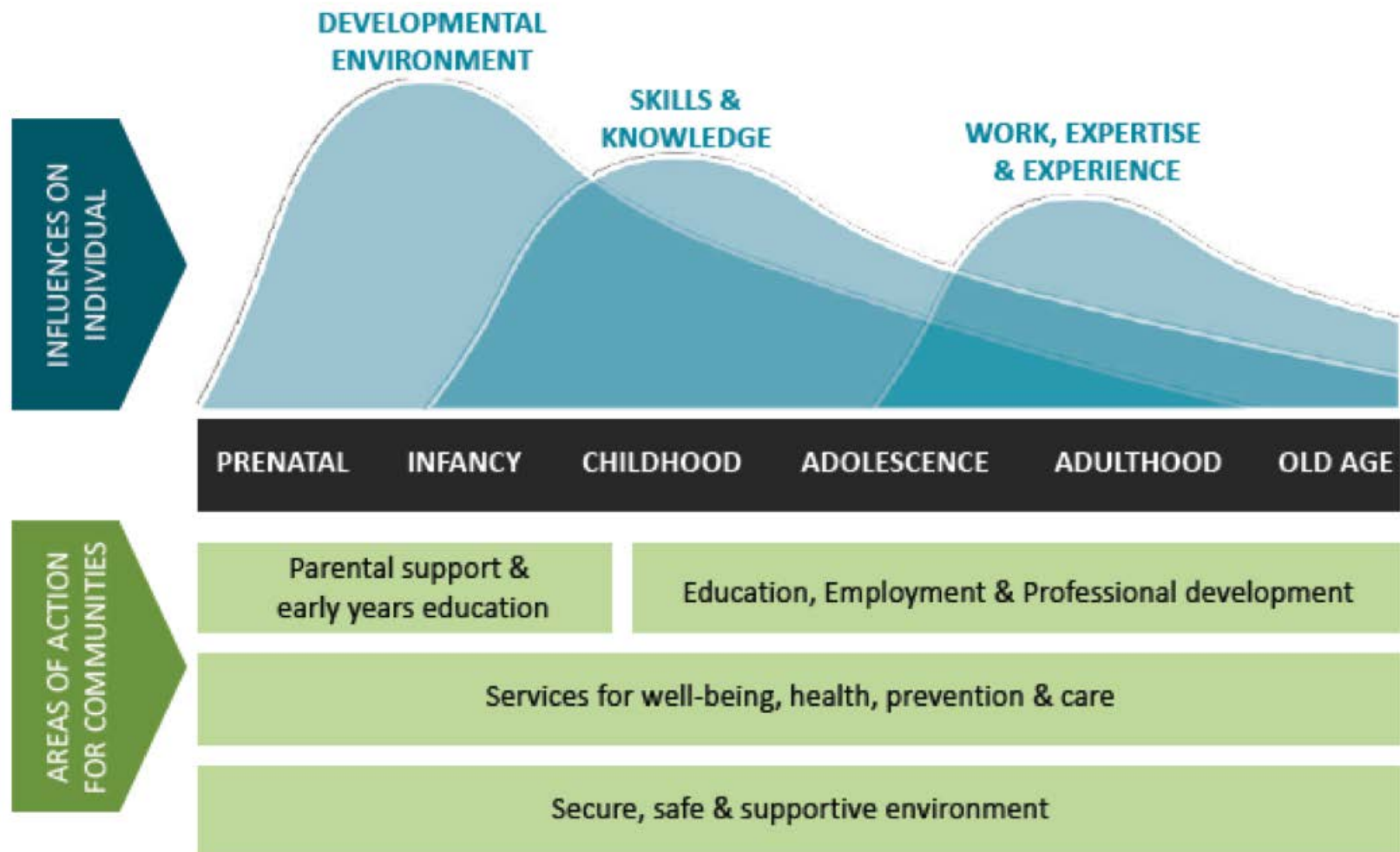
Critical Concept 5: Life Course Approach

The Health Resources Services Administration (HRSA) stresses the importance of the life course approach to conceptualizing health care needs and services. The approach evolved from research documenting the important role early life events play in shaping an individual's health trajectory. The interplay of risk and protective factors, such as socioeconomic status, toxic environmental exposures, health behaviors, stress, and nutrition, influence health throughout one's lifetime.

The emerging science on gene-environment interactions touches on several aspects of public health, including health disparities, fetal origins of adult disease, and outcomes related to prenatal and preconception health and health care. Since introduced, life course has become a prominent framework for conceptualizing health, and scholars and practitioners are exploring application to maternal and child health practice.⁹

The graphics below illustrate the interplay of risk and protective factors along an individual's life span and the potential outcomes.

⁹ <http://mchb.hrsa.gov/lifecourse>



Life events play an important role in your health.



In healthy communities



Clean and safe environments support healthy lifestyles

Risks to moms and babies are identified before pregnancy



Healthy weight promotes safer pregnancies



Family planning starts before pregnancy and continues after birth

Breastfeeding and immunizations improve outcomes across the life span



Good parental leave policies strengthen families

Developmental delays are detected and treated early



Rates of on-time graduation are high, increasing job prospects

Youths have supportive adult relationships and mentors



Neighborhoods support active lifestyles and healthy eating



Financial planning for retirement is strong and seniors live active lives

Preconception

Prenatal

New Born

Early Childhood

School Age

Adulthood

Kupuna

In disparate and vulnerable communities

Unplanned pregnancies disrupt school and work plans

51% of births in Hawaii are unplanned



Substance use leads to avoidable birth defects and behavioral problems

Tobacco and alcohol sales often target low income areas



Unsafe sleep environments are linked to infant deaths

Post-partum depression can increase toxic stress for mom, baby, and family



Poverty, hunger, abuse, and neglect may lead to risky behaviors later in life



Unequal access to preschool may limit a child's potential

Teenage pregnancy rates are higher in poorer areas

Suicide is a leading cause of death for youths in Hawaii



Unemployment and incarceration stress families and communities



Premature deaths and unaffordable health care costs create uncertainty



90% of a child's brain capacity is developed by age 5 and is influenced by nutrition, stress, and the environment.

Other Useful Concepts

The Protective Factor Framework

Using the Strengthening Families Approach, more than 30 states are shifting policy, funding and training to help programs working with children and families build protective factors with families. Many states and counties also use the Protective Factors Framework to align services for children and families, strengthen families in the child welfare system and work in partnership with families and communities to build protective factors.¹⁰

The Five Protective Factors are: parental resilience, social connections, concrete support in times of need, knowledge of parenting and child development, and social and emotional competence of children. Research studies support the common-sense notion that when these Protective Factors are well established in a family, the likelihood of child abuse and neglect diminishes.

Research studies support the common-sense notion that when these Protective Factors are well established in a family, the likelihood of child abuse and neglect diminishes. Research shows that these protective factors are also “promotive” factors that build family strengths and a family environment that promotes optimal child and youth development.

Parental Resilience

No one can eliminate stress from parenting, but a parent’s capacity for resilience can affect how a parent deals with stress. Resilience is the ability to manage and bounce back from all types of challenges that emerge in every family’s life. It means finding ways to solve problems, building and sustaining trusting relationships including relationships with your own child, and knowing how to seek help when necessary.

Social Connections

Friends, family members, neighbors and community members provide emotional support, help solve problems, offer parenting advice and give concrete assistance to parents. Networks of support are essential to parents and also offer opportunities for people to “give back”, an important part of self- esteem as well as a benefit for the community. Isolated families may need extra help in reaching out to build positive relationships.

Concrete Support in Times of Need

Meeting basic economic needs like food, shelter, clothing and health care is essential for families to thrive. Likewise, when families encounter a crisis such as domestic violence, mental illness or substance abuse, adequate services and supports need to be in place to provide stability, treatment and help for family members to get through the crisis.

Knowledge of Parenting and Child Development

Accurate information about child development and appropriate expectations for children’s behavior at every age help parents see their children and youth in a positive light and promote their healthy development. Information can come from many sources, including family members as well as parent education classes and surfing the internet. Studies show information is most effective when it comes at the precise time parents need it to understand their own children. Parents who experienced harsh discipline or other negative childhood experiences may need extra help to change the parenting patterns they learned as children.

¹⁰ <http://strengtheningfamiliesga.net>

Social and Emotional Competence of Children

A child or youth's ability to interact positively with others, self-regulate their behavior and effectively communicate their feelings has a positive impact on their relationships with their family, other adults, and peers. Challenging behaviors or delayed development create extra stress for families, so early identification and assistance for both parents and children can head off negative results and keep development on track.

Evidence Based Practices and Metrics and their Measurement

Evidence Based Practices and Metrics and their Measurement go hand in hand. Improvements in data tracking and reporting, contract design and monitoring, coordinating funding and programs across divisions and branches of the Department of Health to minimize duplication and maximize resources. The business of health care has changed dramatically in the last decade and even more rapidly since passage of The Affordable Care Act. These changes will require investments in infrastructure. In light of the priorities outlined in the plan the DOH will reassess staffing patterns and workforce development with a stronger focus on coordination of young children's physical and social emotional development across divisions and branches.

Public Awareness and Improved Access through Technology

New technologies have the potential to extend the reach of health professionals while improving quality and efficiency and reducing costs. Technology can also help to level the playing field by using data to effectively address the social determinants of health that are impacted by geography, economic capacity, language and culture (i.e. use of social media and telehealth).

Center for the Scientific Study of the Developing Child Recommendations

- Policy initiatives that promote supportive relationships and rich learning opportunities for young children create a strong foundation for higher school achievement followed by greater productivity in the workplace and solid citizenship in the community.
- Substantial progress toward this goal can be achieved by assuring growth-promoting experiences both at home and in community-based settings, through a range of parent education, family support, early care and education, preschool, and intervention services.
- When parents, informal community programs, and professionally staffed early childhood services pay attention to young children's emotional and social needs, as well as to their mastery of literacy and cognitive skills, they have maximum impact on the development of sturdy brain architecture and preparation for success in school.
- When basic health and early childhood programs monitor the development of all children, problems that require attention can be identified in a timely fashion and intervention can be provided.
- The basic principles of neuroscience and the technology of human skill formation indicate that later remediation for highly vulnerable children will produce less favorable outcomes and cost more than appropriate intervention at a younger age.
- The essence of quality in early childhood services is embodied in the expertise and skills of the staff and in their capacity to build positive relationships with young children. The striking shortage of well-trained personnel in the field today indicates that substantial investments in training, recruiting, compensating, and retaining a high quality workforce must be a top priority.
- Responsible investments in services for young children and their families focus on benefits relative to cost. Inexpensive services that do not meet quality standards are a waste of money. Stated simply, sound policies seek maximum value rather than minimal cost.¹¹

¹¹ Closing the Gap Between What We Know and What We Do, National Scientific Council Center on the Developing Child at Harvard University, 2007

Health Impact Assessment: Stories from the Field

The Health Impact Assessment (HIA) website contains success stories from health departments using HIA in collaboration with urban planning professionals to develop healthier places. HIA helps public and planning professionals evaluate the potential health effects of a plan, project, or policy before it is built or carried out. HIA brings potential public health impacts and considerations to the decision-making process for plans, projects, and policies that fall outside of traditional public health topics, such as transportation and land use.

Pregnancy Intention and Its Relationship to Birth and Maternal Outcomes, OBSTETRICS AND GYNECOLOGY 109(3):678-86 · MARCH 2007

The rationale for inclusion of each of the seven health behaviors and how healthy levels of behavior were defined is described here. Proper nutrition prior to conception and during pregnancy has been shown to improve pregnancy outcomes [9–14], and daily fruit and vegetable consumption is recommended by the American Dietetic Association for preconceptional and pregnant women [15]. Thus, we considered consumption of fruit and vegetables at least once daily as healthy preconception behaviors. Folic acid supplementation has been shown to reduce the risk of neural tube defects [16, 17]. The March of Dimes [18], the American Academy of Pediatrics and the American College of Obstetricians and Gynecologists (AAP/ACOG) [19], the Institute of Medicine [20], and the U.S. Public Health Service [21] recommend daily use of a multivitamin containing 400 mcg of folic acid in women capable of reproduction; we thus considered daily consumption of a multivitamin with folic acid as a healthy preconception behavior.

Physical activity in the preconception period is important for achieving and maintaining a healthy weight, as maternal obesity is associated with numerous pregnancy-related complications [22]. Exercise has also been shown to decrease the risk of postpartum weight retention [23]. For healthy women before, during, and after pregnancy, ACOG recommends exercise at least 30 min a day on most, if not all, days of the week [23]; we thus used these guidelines as our definition of healthy preconception physical activity. Adverse effects of alcohol likely occur early in pregnancy (before a woman realizes she's pregnant) and no established safe level of alcohol consumption during pregnancy has been established. Alcohol is associated with preterm birth, miscarriage, growth retardation, and the fetal alcohol syndrome, making it the leading preventable cause of birth defects and developmental disabilities in the United States [24–27]. In view of the high prevalence of binge drinking (five or more drinks on an occasion) in the sample, we defined the absence of binge drinking in the past month as a healthy preconception behavior. Smoking has also been associated with numerous maternal and fetal complications, such as low birthweight, preterm birth, and intrauterine growth retardation [28–31]; we thus considered abstinence from smoking as a healthy preconception behavior. Vaginal douching was included since evidence suggests an association with preterm birth and adverse pregnancy outcomes [32, 33]. No douching in the past 12 months was considered a healthy preconception behavior. For each of the seven behaviors, it was determined whether women were engaging in healthy levels of behavior at the baseline and follow-up time points.

Effects of Prenatal Exposure

Table 2: Potential Effects of Prenatal Exposure to Alcohol, Tobacco, and Common Illicit Drugs	
Substance	Possible Effects
Alcohol	Preterm birth, spontaneous abortion and stillbirth; Fetal Alcohol Spectrum Disorders, the most serious of which is Fetal Alcohol Syndrome which may include: facial anomalies, growth retardation, below average intelligence, impairment of memory and attention, serious behavioral difficulties, and congenital abnormalities
Tobacco	Premature birth, miscarriage, increased risk of sudden infant death syndrome (SIDS), impairment of fetal nutrition and growth, reduction in blood flow and oxygen to the fetus, birth defects, pathologic changes in the lungs of the fetus and in the fetal brain, cognitive and neurobehavioral deficits
Marijuana	Neurological development problems, attention and memory problems, problem-solving deficits
Methamphetamine	Neurobehavioral patterns of decreased arousal, lethargy, increased CNS stress, poor quality of movement, effect on verbal memory network
Cocaine	Pre-term delivery, possible low birth weight, small head circumference, growth retardation, possible neurobehavioral deficits, deficits in cognitive performance with differences between genders
Heroin	Possible low birth weight, prematurity, neurodevelopmental impairment, Neonatal Withdrawal Syndrome
Prescription Opioids	Neonatal Withdrawal Syndrome, possible impairment of learning and memory, birth defects
Benzodiazepines	Evidence of birth defects, cognitive deficits in animals, withdrawal syndrome in humans

Substance Exposed Newborns: Addressing Social Costs Across the Lifespan Paper prepared by: Margaret L. O'Brien, JD, MA, Heller School for Social Policy and Management, Brandeis University Susan M. Phillips, JD, MA, Heller School for Social Policy and Management, Brandeis University, 2011