



**HAWAII HEALTH SYSTEMS**  
C O R P O R A T I O N  
*Quality Healthcare For All*

**Hawaii Health Systems Corporation (HHSC)  
Budget Briefing  
Fiscal Years 2018-19**

**COMMITTEE ON WAYS AND MEANS  
Senator Jill N. Tokuda, Chair  
Donovan M. Dela Cruz, Vice Chair**

**Thursday, January 19, 2017  
1:30 p.m.  
Room 211  
State Capitol**

**HHSC's Mission**

The mission of Hawaii Health Systems Corporation is to provide accessible, high quality, cost-effective services that address the healthcare needs of Hawaii's unique island communities.

**Background**

Hawaii Health Systems Corporation (HHSC) plays a vital role in the healthcare delivery system for the State of Hawaii. In fiscal year 2016, HHSC provided the care for approximately **20%** of all acute care discharges and **26%** of all emergency room visits statewide and is the largest provider of healthcare on the Neighbor Islands.

**Current Conditions**

Healthcare today is a very complex, highly regulated, and rapidly changing business with constant pressure from payors to deliver higher quality care at a lower cost. Development of health information technology, physician networks, quality improvement and expertise in revenue cycle is essential for successful hospital operations. Private hospitals have invested substantially in these areas while HHSC, with limited resources, is challenged to keep pace.

**Challenges**

HHSC hospitals face challenges such as:

3675 KILAUEA AVENUE • HONOLULU, HAWAII 96816 • PHONE: (808) 733-4020 • FAX: (808) 733-4028

- Inadequate government and third-party reimbursements for healthcare services.
- The impact of federal health care reform and other federal mandates and budget reductions.
- Labor costs well above industry norms
- Inability to outsource non-clinical functions.
- Escalating costs related to physician and clinical staff recruitment and retention.
- Long-term care waitlist (patients in acute hospital beds who cannot be placed but don't bring revenue).
- The need for capital investment in new medical technology and deferred maintenance.
- Aging facilities, with life and safety code issues, well beyond the average for similar facilities across the country.
- Small scale operations which are costly to maintain.
- Unknown impact of anticipated changes to the Affordable Care Act.
- Large percentage of Medicaid/QUEST and uninsured patients.

Despite our progress in financial performance as indicated under "Accomplishments" below, HHSC is unable to keep up with collective bargaining pay increases and mandated increases in the fringe rate for retiree health insurance costs (OPEB). The inability to generate sufficient revenue to cover these costs has led to reductions in personnel and services as documented in last session's budget briefing.

### **Accomplishments**

In spite of its many challenges, HHSC continues to provide high quality healthcare to the island communities it serves and is making progress in key areas. The following are some of the major accomplishments over the past year:

- As of November 30, 2016, HHSC's facilities in total have reduced their net days in accounts receivable (which measures how quickly a hospital collects on its revenues) down to 50.7 days. The national average for net days in accounts receivable is between 50 and 55 days. This improvement is due to improved revenue cycle tools as a result of electronic medical records implementation, improved coding and other collection processes as a result of the ICD-10 transition in fiscal year 2016, and process improvement initiatives at the regional and corporate level.
- HHSC managed to increase its operating revenues 3.6% from fiscal year 2015 to fiscal year 2016 despite the cuts in services as a result of the implementation of HHSC's contingency plans during fiscal year 2016. In fact, HHSC has increased revenues by approximately \$400,000,000 from fiscal year 1998 to fiscal year 2016. These increases have come from intense focus on better negotiations with

third party payors, better documentation, improved billing, coding and collection procedures, strategic pricing initiatives and other measures.

- In calendar year-to-date October 2016, HHSC has achieved \$930,000 in savings from supply chain initiatives.
- Kauai Veterans Memorial Hospital and the Yukio Okutsu Veterans Care Home achieved the highest possible five-star rating from Medicare's Nursing Home Compare website. Several other HHSC facilities received a four-star rating.
- Hilo Medical Center was awarded a four-star rating by the Center for Medicare and Medicaid Services, which puts it among the top 20% of hospitals in the nation. Only one other hospital in the State of Hawaii received a higher ranking.

### **Federal Funds**

HHSC's primary source of federal funds is payment from the Medicare program which accounts for approximately 40% of HHSC's gross revenues. CMS is determined to decrease hospital reimbursements which will be challenging for HHSC to mitigate. This may be exacerbated by the incoming Presidential Administration's plans for the Affordable Care Act. Our only recourse is to continue to seek efficiencies, maximize available reimbursement and grow services to bring in more revenue.

### **HHSC REQUEST**

#### **Emergency Appropriation**

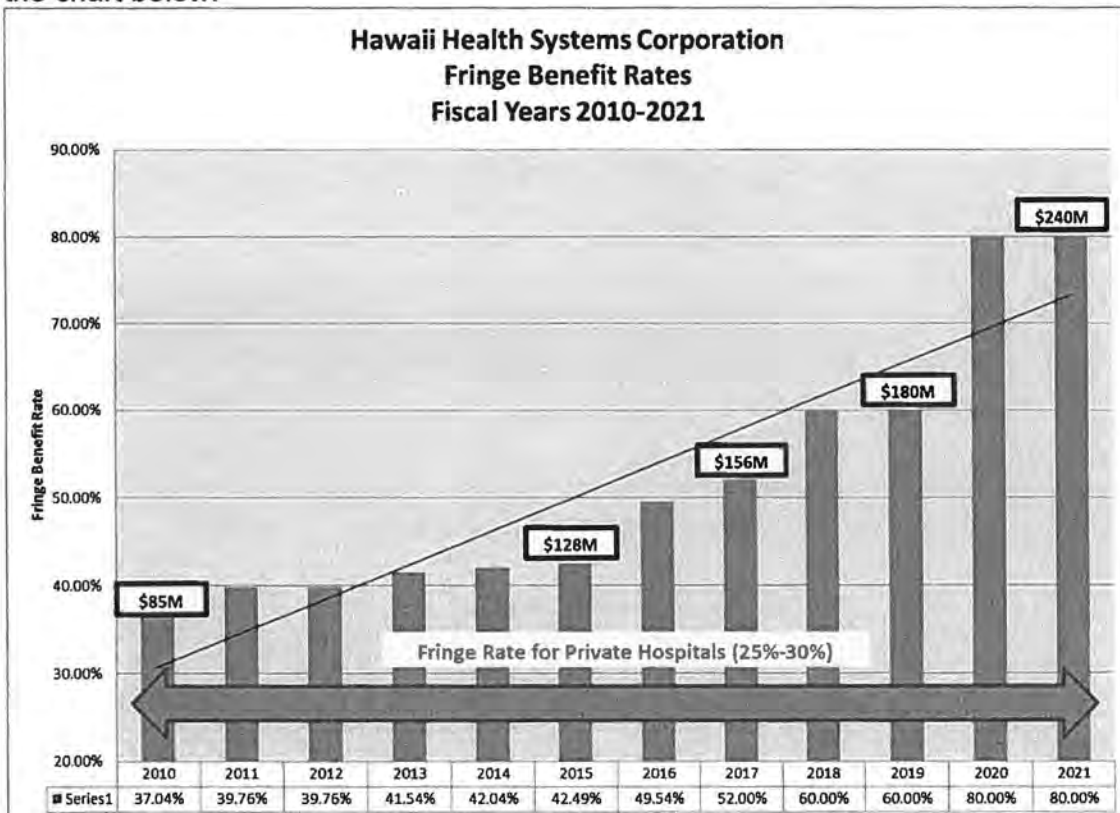
Assuming that the Governor will release the 5% general fund restriction that it imposed in July 2016, **HHSC does not anticipate requiring an emergency appropriation in fiscal year 2017.** HHSC is only able to do this because of the contingency plans that were implemented across the system in fiscal year 2016, the relief from the budgeted 52% fringe benefit rate used in HHSC's fiscal year 2017 projections, and the availability of the \$10,000,000 general fund appropriation for working capital for the new Maui Health System which can be used by the regions for operating deficits if necessary due to the delayed Maui transition date of July 1, 2017.

#### **Fiscal Years 2018-2019 Biennium Budget Request (HTH 210 & 212)**

For fiscal years 2018-2019, the State Department of Budget & Finance determined that the base general fund appropriation for the HHSC regions (HTH212) for each year of the upcoming biennium would be \$108,983,003, which is computed as the HHSC base for fiscal year 2017 of \$105,940,000 plus \$3,043,003 in rollover collective bargaining funding for bargaining units 3 and 4. Note that the \$10,000,000 appropriated for working capital for the Maui Health System was not included in the base appropriation amount calculated by Budget & Finance. The initial instructions from Budget & Finance were to prepare the biennium budget request assuming that the Maui Region would still

be part of HHSC in fiscal years 2018-2019. The two items that had the largest impact on HHSC's need for funds were: 1) projected increase in the fringe benefit rate assessed to special funded agencies to 60%, and 2) carryforward impact of unfunded collective bargaining raises from the prior biennium.

**Fringe Benefit Rate Increase:** Guidance provided by the State Department of Budget & Finance was to assume a **60%** fringe benefit rate in both years of the biennium. In FY 17, the planned rate was 52%, and the fringe benefit rate HHSC is currently paying is 49.54%. The Budget & Finance Director had instructed all special-funded agencies like HHSC that the cost of this fringe benefit rate increase must be paid for through special funds. The impact on HHSC is **an additional \$23,637,000 in FY 18, which will be carried forward into future fiscal years 19 and beyond**. Accordingly, HHSC included in its operating expenses the impact of the 60% effective July 1, 2017. However, historically, the fringe benefit rate given to HHSC by Budget & Finance has never been implemented on the first day of the fiscal year. HHSC acknowledges that the amount requested for this item may vary greatly depending on when the fringe rate increase is actually implemented. The impact of fringe benefit rate increases on HHSC is shown in the chart below.



Note that the 80% fringe rate assumptions for fiscal years 2020 and 2021 were told to HHSC management by the Director of Budget and Finance as a likely scenario for those years.



**Unfunded Collective Bargaining Raises from Prior Biennium:** In the fiscal years 2016-2017 biennium, pay raises were negotiated by the State of Hawaii for all bargaining units; however, the State provided HHSC with general fund appropriations to pay for the raises of only bargaining units 3 and 4 (two of HHSC's smallest bargaining units). The carryforward impact of the unfunded collective bargaining raises for the other units that are now built into HHSC's expense base is approximately \$28,000,000.

After accounting for these two large items and factoring in other projected revenue and inflationary expense increases, HHSC needed additional general fund appropriations of \$43,405,000 in fiscal year 2018 and \$41,777,000 in fiscal year 2019 in order to achieve a break-even cash flow for those fiscal years. The justifications for those requests are shown below.

**JUSTIFICATION FOR ADDITIONAL FUNDING REQUEST:**

	<b>FY 18</b>	<b>FY 19</b>
Additional General Fund Request	\$43,405,000	\$41,777,000
<b>Justification:</b>		
Fringe Benefit Rate Increase	\$24,000,000	\$24,000,000
Unfunded Collective Bargaining Raises from FY 16-17	\$28,000,000	\$28,000,000
<b>Total Unfunded Costs imposed by the State of Hawaii</b>	<b>\$52,000,000</b>	<b>\$52,000,000</b>

After the submission of HHSC's funding requests for the biennium, the Administration decided it wanted to present a budget which separated out Maui Region from the rest of HHSC. Therefore, it revised HHSC's general fund request for HTH 212 as follows:

	<b>FY 18</b>	<b>FY 19</b>
Cash Flow Deficits for HHSC without Maui Region	\$25,999,000	\$24,170,000
<b>Plus:</b>		
Maui Region Share of Corporate Costs	7,985,000	8,008,000
Maui Region Share of Siemens EMR Maintenance Costs	1,800,000	1,800,000
Maui Region Share of Alii Community Care Funding	702,000	708,000
<b>Total General Fund Request</b>	<b>\$36,486,000</b>	<b>\$34,686,000</b>

The reduction in general fund appropriations for HTH 212 of \$33,420,000 represents the amount that was requested by Kaiser as operating subsidy in the last Legislative Session.

**Kahuku Medical Center Biennium Budget Request (HTH 211)**

Since fiscal year 2009, Kahuku Medical Center (Kahuku) has received a general fund appropriation from the Legislature of \$1,500,000 each year. Through operational efficiencies and the benefit of collaborating with HHSC in efficiency opportunities where warranted, Kahuku has been able to generate sufficient cash flow in order to continue providing quality care on the North Shore of Oahu. However, while Kahuku does not operate with the same labor unions and types of labor agreements that HHSC does, the cumulative cost of labor increases throughout the past eight years is forcing Kahuku to ask for an increase in general fund appropriations for fiscal years 2018 and 2019 of \$300,000 each year, bringing their annual general fund appropriation amount to \$1,800,000.

**Maui Health System Biennium Budget Request (HTH 214)**

The following represents the general fund appropriations requested by Kaiser for the Maui Health System for fiscal years 2018 and 2019.

	<b>FY 18</b>	<b>FY 19</b>
Operations Subsidy	\$38,000,000	\$33,420,000
Transition Costs incurred due to delays in transition date	9,500,000	
Working Capital	10,000,000	
<b>Total Appropriations Requested</b>	<b>\$57,500,000</b>	<b>\$33,420,000</b>

Note that the \$38,000,000 amount requested for the operating subsidy in fiscal year 2018 is the maximum allowed under Act 103, S.L.H. 2015. These appropriation amounts assume that HHSC will be able to transition operations of the Maui Region to Maui Health System on July 1, 2017.

**Alternatives Considered**

HHSC believes that the challenges we face in maintaining and growing health services in a sustainable way cannot be resolved by the system in its current form. Several of our regions are exploring the alternative of finding a private health system which would be interested in assuming operations of our hospitals. Those boards believe a transition would allow HHSC's facilities to:

- Gain access to private capital to build and maintain infrastructure and address physical plant needs.
- Optimize clinical practice and expand access to specialty services.
- Implement private sector compensation packages to retain qualified medical service personnel.
- Reduce waste and obtain efficiencies of scale.
- Create a sustainable model of health care delivery that will lower costs and improve outcomes (quality).
- Reduce dependence on government subsidies.

Whether this is a viable solution for all our facilities and desired by the communities they serve is unknown at this time. It would be prudent to see how the Maui Region transition goes before seeking legislation to do further hospital transitions.

HHSC is continuously analyzing how to better meet the challenges of delivering vital health care to the communities it serves. In doing so, HHSC continues to evaluate its current operations to see where there may be opportunities for the system as a whole to operate more efficiently and effectively in providing accessible, high quality services that address the healthcare needs of Hawaii's unique island communities.

Department of Health - Hawaii Health Systems Corporation  
 Functions

Table 1

<u>Division</u>	<u>Description of Function</u>	<u>Activities</u>	<u>Prog ID(s)</u>	<u>Statutory Reference</u>
<b>Priority</b>	<b>Description of Function</b>	<b>Activities</b>	<b>Prog ID(s)</b>	<b>Statutory Reference</b>
	Refer to each Table 1 for priority list for the regions and Corporate Office. These are the statutory reference that governs HHSC.			
				Act 262 SLH 1996, Section 20. It is the intent of this Act that all rights, powers, functions, assets, and operations of the Division of community hospitals be conveyed to the HHSC, such that all of the activities and services of the division of community hospital be continued without interruption by the corporation.
				Act 290 SLH 2007 and Chapter 323F, HRS charge the HHSC corporate board of directors and the regional systems boards of directors to provide healthcare services to these communities.



Department of Health - Hawaii Health Systems Corporation  
 Functions

Table 1

<u>Division</u>	<u>Description of Function</u>	<u>Activities</u>	<u>Prog ID(s)</u>	<u>Statutory Reference</u>
				Act 182 SLH 2009 provides a process for any planned substantial reduction or elimination of direct patient services by the respective regional system boards of directors, unless legislation is enacted for reinstatement and continuation of the subject direct patient care services and includes an appropriation to adequately fund the mandated services.

Division	Description of Function	Activities	Prog ID(s)	Statutory Reference
				Federal Rural Hospital Flexibility Program (MRHFP). Created by Congress as part of the 1997 Balance Budget Act, Critical Access Hospitals (CAH) program is part of the MRHFP. Act 262, SLH 2007, Section 4 (amended subsection 346-59(a) HRS), requiring "payments to CAHs for service rendered to Medicaid beneficiaries shall be calculated on a cost basis using Medical reasonable cost principles."

Department of Health - Hawaii Health Systems Corporation  
 Functions

Table 1

<u>Division</u>	<u>Description of Function</u>	<u>Activities</u>	<u>Prog ID(s)</u>	<u>Statutory Reference</u>
				Section 325-78 HRS requires the State department of health to provide diagnostic, medical or treatment services relating to tuberculosis treatment or control. Leahi operates 11 beds for tuberculosis patients.

<u>Pri #</u>	<u>Description of Function</u>	<u>Activities</u>	<u>Prog ID(s)</u>	<u>Statutory Reference</u>
:d to all Facilities and Corporate Office				
2	Administration	Governance Support for HHSC Corporate Board	HTH 210/LA	
2	Administration	Corporate Office Management	HTH 210/LA	
2	Administration	Corporate Compliance	HTH 210/LA	
2	Administration	Internal Audit	HTH 210/LA	
2	Administration	Affiliate Oversight	HTH 210/LA	
1	Administration	Crisis Communications (24 hours on call)	HTH 210/LA	
2	Administration	Corporate Quality	HTH 210/LA	
1	Finance, Budgeting, and Accounting	Finance – Financial Reporting & Management	HTH 210/LA	
1	Finance, Budgeting, and Accounting	Contract Management & Procurement	HTH 210/LA	
1	Finance, Budgeting, and Accounting	Revenue Management	HTH 210/LA	
1	Finance, Budgeting, and Accounting	Cost Report & Reimbursement	HTH 210/LA	
1	Finance, Budgeting, and Accounting	Charge Description Master Maintenance	HTH 210/LA	
1	Finance, Budgeting, and Accounting	Revenue Cycle Coordination and Resource	HTH 210/LA	
1	Information Technology	Financial, Clinical, Administrative Application Support and Training	HTH 210/LA	
1	Information Technology	Centralized Computer Center	HTH 210/LA	
1	Information Technology	Telecommunication and Data Networking	HTH 210/LA	
1	Information Technology	Video Teleconferencing	HTH 210/LA	
1	Information Technology	IT Project Management	HTH 210/LA	
1	Information Technology	IT Security	HTH 210/LA	
1	Information Technology	Infrastructure Monitoring and Helpdesk	HTH 210/LA	
1	Information Technology	Claims Submittal and Facility Report Generation	HTH 210/LA	
1	Human Resources	Coordination of System Personnel Function	HTH 210/LA	
1	Human Resources	Labor Relations	HTH 210/LA	
1	Human Resources	Workers Compensation Resolution	HTH 210/LA	
1	Human Resources	HR Classification & Compensation	HTH 210/LA	
1	Human Resources	HR Transactions	HTH 210/LA	
1	Human Resources	Recruitment/Employment	HTH 210/LA	
1	Human Resources	Employee Relations/Benefits	HTH 210/LA	
1	Human Resources	HR Training	HTH 210/LA	
1	Human Resources	Human Resource Information System (Lawson)	HTH 210/LA	
2	Legal Services	Legal Assistance – advice, transactions, representation	HTH 210/LA	



2	Legal Services	Legislature	HTH 210/LA
2	Legal Services	Hospital Professional and General Liability Litigation Claims	HTH 210/LA
2	Legal Services	Directors and Officers and Employment Practices Liability Claims	HTH 210/LA
2	Legal Services	Risk Management	HTH 210/LA
2	Legal Services	Insurance Program	HTH 210/LA
2	Legal Services	Staff Regional/HHSC Policy Committee	HTH 210/LA

NOTE: Eliminating specific corporate services in part or completely will require regional capacity buildup in varying degrees based on regional proficiency and competency in the specific functional area. This will result in duplication of services and higher costs, if expertise can be recruited on the various islands to do the work. There are no functions being performed that can be eliminated. Additionally, as mandated by Act 290, the regions have to agree upon the services and functions that corporate provides. In 2008, the biennium budget process and methodology were developed by the regions for the corporate services, function, and budget.

<u>Pri #</u>	<u>Description of Function</u>	<u>Activities</u>	<u>Prog ID(s)</u>	<u>Statutory Reference</u>
1	Hilo Medical Center	Acute care hospital Services	HTH 212/LS	
3	Hilo Medical Center	Skilled nursing/long term care services	HTH 212/LS	
1	Hilo Medical Center	24-hour physician staffed emergency services	HTH 212/LS	
1	Hilo Medical Center	Cardiology services	HTH 212/LS	
1	Hilo Medical Center	Inpatient dialysis	HTH 212/LS	
1	Hilo Medical Center	Maternity services	HTH 212/LS	
1	Hilo Medical Center	Gynecology services	HTH 212/LS	
1	Hilo Medical Center	Pediatric services	HTH 212/LS	
1	Hilo Medical Center	Adult psychiatric services	HTH 212/LS	
1	Hilo Medical Center	Radiology services	HTH 212/LS	
1	Hilo Medical Center	Urology services	HTH 212/LS	
1	Hilo Medical Center	Neurology services	HTH 212/LS	
2	Hilo Medical Center	Angiography and interventional radiology	HTH 212/LS	
3	Hilo Medical Center	Telemedicine	HTH 212/LS	
1	Hilo Medical Center	Surgical services	HTH 212/LS	
1	Hilo Medical Center	Subspecialty surgical services:Vascular	HTH 212/LS	
1	Hilo Medical Center	Subspecialty surgical services:Orthopedics	HTH 212/LS	
2	Hilo Medical Center	Subspecialty surgical services:Ophthalmology	HTH 212/LS	
1	Hilo Medical Center	Subspecialty surgical services:Otorhinolaryngology	HTH 212/LS	
1	Hilo Medical Center	Subspecialty surgical services:Urology	HTH 212/LS	
2	Hilo Medical Center	Psychiatry	HTH 212/LS	
1	Hilo Medical Center	Wound and ostomy services	HTH 212/LS	
1	Hilo Medical Center	Endoscopy	HTH 212/LS	
2	Hilo Medical Center	Outpatient surgery clinic	HTH 212/LS	
1	Hilo Medical Center	Oncology	HTH 212/LS	
1	Hilo Medical Center	Pharmacy	HTH 212/LS	
1	Hilo Medical Center	EEG	HTH 212/LS	
1	Hilo Medical Center	Laboratory and blood bank services	HTH 212/LS	
2	Hilo Medical Center	Food and nutrition counseling	HTH 212/LS	
1	Hilo Medical Center	Rehab services:PT	HTH 212/LS	
1	Hilo Medical Center	Rehab services:OT	HTH 212/LS	
1	Hilo Medical Center	Rehab services:Speech	HTH 212/LS	
2	Hilo Medical Center	Rehab services:Recreational	HTH 212/LS	

1	Hilo Medical Center	Respiratory therapy	HTH 212/LS
2	Hilo Medical Center	Social services	HTH 212/LS
1	Hale Ho'ola Hamakua	Critical access hospital services:acute	HTH 212/LS
1	Hale Ho'ola Hamakua	Critical access hospital services:long term care	HTH 212/LS
1	Hale Ho'ola Hamakua	24-hour emergency services	HTH 212/LS
1	Hale Ho'ola Hamakua	Inpatient services:Physical therapy	HTH 212/LS
1	Hale Ho'ola Hamakua	Inpatient services:Occupational therapy	HTH 212/LS
1	Hale Ho'ola Hamakua	Inpatient services:Speech therapy	HTH 212/LS
1	Hale Ho'ola Hamakua	Inpatient services:Social services	HTH 212/LS
1	Hale Ho'ola Hamakua	Inpatient services:Radiology	HTH 212/LS
1	Hale Ho'ola Hamakua	Inpatient services:Laboratory	HTH 212/LS
2	Hale Ho'ola Hamakua	Outpatient services:Laboratory	HTH 212/LS
2	Hale Ho'ola Hamakua	Outpatient services:Radiology	HTH 212/LS
1	Hale Ho'ola Hamakua	Nutrition services	HTH 212/LS
3	Hale Ho'ola Hamakua	Volunteer services	HTH 212/LS
1	Kau Hospital	Critical access hospital services:acute	HTH 212/LS
1	Kau Hospital	Critical access hospital services:long term care (only LTC in Kau)	HTH 212/LS
1	Kau Hospital	24-hour emergency services	HTH 212/LS
1	Kau Hospital	Inpatient services:Radiology	HTH 212/LS
1	Kau Hospital	Inpatient services:Physical therapy	HTH 212/LS
1	Kau Hospital	Inpatient services:Laboratory	HTH 212/LS
1	Kau Hospital	Outpatient services:Laboratory	HTH 212/LS
1	Kau Hospital	Outpatient services:Radiology	HTH 212/LS
2	Kau Hospital	Adult Day Hospital	HTH 212/LS
1	Kau Hospital	Primary care clinic:Family practice (medically underserved area)	HTH 212/LS

Pri #	Description of Function	Activities	Prog ID(s)	Statutory Reference
1	Kona Community Hospital	Acute care Services	HTH 212/LS	
2	Kona Community Hospital	Behavioral health	HTH 212/LS	
1	Kona Community Hospital	Cardiology (Diagnostic)	HTH 212/LS	
2	Kona Community Hospital	Case Management	HTH 212/LS	
2	Kona Community Hospital	Chemotherapy	HTH 212/LS	
1	Kona Community Hospital	Emergency services	HTH 212/LS	
1	Kona Community Hospital	ICU	HTH 212/LS	
1	Kona Community Hospital	Laboratory & Pathology	HTH 212/LS	
1	Kona Community Hospital	Medical/surgical	HTH 212/LS	
1	Kona Community Hospital	Obstetrics/gynecology	HTH 212/LS	
1	Kona Community Hospital	Pharmacy	HTH 212/LS	
1	Kona Community Hospital	Phys/Occ/Speech therapy	HTH 212/LS	
2	Kona Community Hospital	Radiation therapy	HTH 212/LS	
1	Kona Community Hospital	Radiology	HTH 212/LS	
1	Kona Community Hospital	Respiratory therapy	HTH 212/LS	
2	Kona Community Hospital	Social Services	HTH 212/LS	
2	Kona Community Hospital	Utilization Review	HTH 212/LS	
1	Kohala Hospital	Acute Care Services	HTH 212/LS	
1	Kohala Hospital	Emergency services	HTH 212/LS	
1	Kohala Hospital	Laboratory	HTH 212/LS	
2	Kohala Hospital	Long term care	HTH 212/LS	
1	Kohala Hospital	Radiology	HTH 212/LS	



Pri #	Description of Function	Activities	Prog ID(s)	Statutory Reference
1	Maui Memorial Medical Center	Acute care hospital Services	HTH212/LS	
3	Maui Memorial Medical Center	Skilled nursing/long term care services	HTH212/LS	
1	Maui Memorial Medical Center	24-hour physician staffed emergency services	HTH212/LS	
1	Maui Memorial Medical Center	Cardiology services	HTH212/LS	
1	Maui Memorial Medical Center	Inpatient dialysis	HTH212/LS	
1	Maui Memorial Medical Center	Maternity services	HTH212/LS	
1	Maui Memorial Medical Center	Gynecology services	HTH212/LS	
1	Maui Memorial Medical Center	Pediatric services	HTH212/LS	
1	Maui Memorial Medical Center	Adult psychiatric services - inpatient	HTH212/LS	
2	Maui Memorial Medical Center	Adult psychiatric services - outpatient (Although ranked as 2, outpatient services f	HTH212/LS	
1	Maui Memorial Medical Center	Adolescent psychiatric services - inpatient	HTH212/LS	
2	Maui Memorial Medical Center	Adolescent psychiatric services - outpatient (Although ranked as 2, outpatient sen	HTH212/LS	
1	Maui Memorial Medical Center	Radiology services	HTH212/LS	
1	Maui Memorial Medical Center	Urology services	HTH212/LS	
1	Maui Memorial Medical Center	Neurology services	HTH212/LS	
1	Maui Memorial Medical Center	Angiography and interventional radiology	HTH212/LS	
3	Maui Memorial Medical Center	Telemedicine	HTH212/LS	
1	Maui Memorial Medical Center	Surgical services	HTH212/LS	
1	Maui Memorial Medical Center	Subspecialty surgical services:Vascular	HTH212/LS	
1	Maui Memorial Medical Center	Subspecialty surgical services:Orthopedics	HTH212/LS	
1	Maui Memorial Medical Center	Subspecialty surgical services:Ophthalmology	HTH212/LS	
1	Maui Memorial Medical Center	Subspecialty surgical services:Otorhinolaryngology	HTH212/LS	
1	Maui Memorial Medical Center	Subspecialty surgical services:Urology	HTH212/LS	
1	Maui Memorial Medical Center	Psychiatry	HTH212/LS	
1	Maui Memorial Medical Center	Wound and ostomy services	HTH212/LS	
1	Maui Memorial Medical Center	Endoscopy	HTH212/LS	
1	Maui Memorial Medical Center	Oncology - inpatient	HTH212/LS	
1	Maui Memorial Medical Center	Oncology - outpatient	HTH212/LS	
1	Maui Memorial Medical Center	Pharmacy	HTH212/LS	
1	Maui Memorial Medical Center	EEG	HTH212/LS	
1	Maui Memorial Medical Center	Laboratory and blood bank services	HTH212/LS	
1	Maui Memorial Medical Center	Food and nutrition counseling	HTH212/LS	
1	Maui Memorial Medical Center	Rehab services:PT	HTH212/LS	
1	Maui Memorial Medical Center	Rehab services:OT	HTH212/LS	
1	Maui Memorial Medical Center	Rehab services:Speech	HTH212/LS	
2	Maui Memorial Medical Center	Rehab services:Recreational	HTH212/LS	

1 Maui Memorial Medical Center	Respiratory therapy	HTH212/LS
1 Maui Memorial Medical Center	Social services	HTH212/LS

1 Kula Hospital	Critical access hospital services:acute	HTH212/LS
1 Kula Hospital	Critical access hospital services:long term care	HTH212/LS
1 Kula Hospital	24-hour emergency services	HTH212/LS
1 Kula Hospital	Inpatient services:Physical therapy	HTH212/LS
1 Kula Hospital	Inpatient services:Occupational therapy	HTH212/LS
1 Kula Hospital	Inpatient services:Speech therapy	HTH212/LS
1 Kula Hospital	Inpatient services:Social services	HTH212/LS
1 Kula Hospital	Inpatient services:Radiology	HTH212/LS
1 Kula Hospital	Inpatient services:Laboratory	HTH212/LS
2 Kula Hospital	Outpatient services:Clinic	HTH212/LS
2 Kula Hospital	Outpatient services:Laboratory	HTH212/LS
2 Kula Hospital	Outpatient services:Radiology	HTH212/LS
1 Kula Hospital	Nutrition services	HTH212/LS
2 Kula Hospital	Volunteer services	HTH212/LS

1 Lanai Community Hospital	Critical access hospital services:acute	HTH212/LS
1 Lanai Community Hospital	Critical access hospital services:long term care	HTH212/LS
1 Lanai Community Hospital	24-hour emergency services	HTH212/LS
1 Lanai Community Hospital	Inpatient services:Physical therapy	HTH212/LS
1 Lanai Community Hospital	Inpatient services:Occupational therapy	HTH212/LS
1 Lanai Community Hospital	Inpatient services:Speech therapy	HTH212/LS
1 Lanai Community Hospital	Inpatient services:Social services	HTH212/LS
1 Lanai Community Hospital	Inpatient services:Radiology	HTH212/LS
1 Lanai Community Hospital	Inpatient services:Laboratory	HTH212/LS
2 Lanai Community Hospital	Outpatient services:Laboratory	HTH212/LS
2 Lanai Community Hospital	Outpatient services:Radiology	HTH212/LS
1 Lanai Community Hospital	Nutrition services	HTH212/LS
2 Lanai Community Hospital	Volunteer services	HTH212/LS

Pri #	Description of Function	Activities	Prog ID(s)	Statutory Reference
1	Kauai Veterans Memorial Hospital	Acute care (critical access hospital)	HTH 212/LS	
1	Kauai Veterans Memorial Hospital	Skilled nursing services	HTH 212/LS	
1	Kauai Veterans Memorial Hospital	Intermediate care services	HTH 212/LS	
1	Kauai Veterans Memorial Hospital	Medical/Surgical	HTH 212/LS	
1	Kauai Veterans Memorial Hospital	Obstetrics/Gynecology	HTH 212/LS	
1	Kauai Veterans Memorial Hospital	ICU	HTH 212/LS	
3	Kauai Veterans Memorial Hospital	Telemedicine	HTH 212/LS	
1	Kauai Veterans Memorial Hospital	Physical therapy	HTH 212/LS	
1	Kauai Veterans Memorial Hospital	Occupation therapy	HTH 212/LS	
1	Kauai Veterans Memorial Hospital	Laboratory & Pathology Services	HTH 212/LS	
1	Kauai Veterans Memorial Hospital	Radiology Services	HTH 212/LS	
1	Kauai Veterans Memorial Hospital	Social Services	HTH 212/LS	
2	Kauai Veterans Memorial Hospital	Recreation therapy	HTH 212/LS	
1	Kauai Veterans Memorial Hospital	Respiratory therapy	HTH 212/LS	
1	Kauai Veterans Memorial Hospital	Surgery	HTH 212/LS	
1	Kauai Veterans Memorial Hospital	Subspecialty-Orthopedics	HTH 212/LS	
1	Kauai Veterans Memorial Hospital	Subspecialty-Ophthalmology	HTH 212/LS	
1	Kauai Veterans Memorial Hospital	Endoscopy	HTH 212/LS	
1	Kauai Veterans Memorial Hospital	Pharmacy	HTH 212/LS	
1	Kauai Veterans Memorial Hospital	Nutrition Services	HTH 212/LS	
1	Kauai Veterans Memorial Hospital	Outpatient surgery	HTH 212/LS	
2	Samuel Mahelona Memorial Hospital	Acute care (critical access hospital)	HTH 212/LS	

Pri #	Description of Function	Activities	Prog ID(s)	Statutory Reference
3	Leahi Hospital (note 1)	TB	HTH212/LS	
1	Leahi Hospital - Long-term Care	SNF/ICF	HTH212/LS	
2	Leahi Hospital - Ancillary Services (note 2)	PT & OT	HTH212/LS	
2	Leahi Hospital - Ancillary Services (note 2)	X-ray	HTH212/LS	
2	Leahi Hospital - Ancillary Services (note 2)	Adult Day Health	HTH212/LS	
1	Maluhia - Long-term Care	SNF/ICF	HTH212/LS	
2	Maluhia - Ancillary Services (note 2)	PT & OT	HTH212/LS	
2	Maluhia - Ancillary Services (note 2)	X-ray	HTH212/LS	
2	Maluhia - Ancillary Services (note 2)	Adult Day Health	HTH212/LS	
3	Maluhia - Ancillary Services (note 3)	Clinics	HTH212/LS	

Note 1 - Although TB services are required by law, admissions have been steadily declining in recent years.

Note 2 - These services can be contracted out.

Note 3 - This service can be provided by or partner with other Agency or Entity.



Department of Health - Hawaii Health Systems Corporation  
Department-Wide Totals

Table 2

Fiscal Year 2017				
Act 124/16 Appropriation	Restriction	Emergency Appropriations	Total FY17	MOF
			\$ -	
\$ 562,579,754.00			\$ 562,579,754.00	B
\$ 117,440,000.00	\$ 5,622,000.00		\$ 123,062,000.00	A
			\$ -	
			\$ -	
			\$ -	
\$ 680,019,754.00	\$ 5,622,000.00	\$ -	\$ 685,641,754.00	Total
Fiscal Year 2018				
Act 124/16 Appropriation	Reductions	Additions	Total FY18	MOF
\$ 586,038,841.00			\$ 586,038,841.00	B
\$ 171,349,003.00			\$ 171,349,003.00	A
			\$ -	
\$ 757,387,844.00	\$ -	\$ -	\$ 757,387,844.00	Total
Fiscal Year 2019				
Act 124/16 Appropriation	Reductions	Additions	Total FY19	MOF
			\$ -	
\$ 586,038,841.00			\$ 586,038,841.00	B
\$ 145,469,003.00			\$ 145,469,003.00	A
			\$ -	
			\$ -	
			\$ -	
\$ 731,507,844.00	\$ -	\$ -	\$ 731,507,844.00	Total

Department of Health - Hawaii Health Systems Corporation  
 Program ID Totals

Table 3

Prog ID	Program Title	MOF	As budgeted in Act 124/16 (FY17)			Governor's Submittal (FY18)			Governor's Submittal (FY19)				
			Pos (P)	Pos (T)	\$\$\$	Pos (P)	Pos (T)	\$\$\$	Percent Change of \$\$\$\$	Pos (P)	Pos (T)	\$\$\$	Percent Change of \$\$\$\$
HTH 210	Hawaii Health Systems Corporation - Corporate Office	B	54.50		\$ 12,509,280			\$ 17,509,280	0.3997			\$ 17,509,280	0.3997
HTH 211	Kahuku Medical Center	A			\$ 1,500,000			\$ 1,800,000	0.2			\$ 1,800,000	0.2
HTH 212	Hawaii Health Systems Corporation - Regions	B	2780.75		\$ 547,570,474			\$ 565,029,561	0.03188			\$ 565,029,561	0.03188
HTH 212	Hawaii Health Systems Corporation - Regions	A			\$ 115,940,000			\$ 112,049,003	-0.03356			\$ 110,249,003	-0.04909
HTH 213	Alli Community Care	B			\$ 2,500,000			\$ 3,500,000	0.4			\$ 3,500,000	0.4
HTH 214	Maui Health System	A						\$ 57,500,000				\$ 33,420,000	

Department of Health - Hawaii Health Systems Corporation  
Budget Decisions

Table 4

Prog ID	Sub-Org	Description of Request	MOF	Initial Department Requests						Budget and Finance Recommendations						Governor's Decisions					
				FY18			FY19			FY18			FY19			FY18			FY19		
				Pos (P)	Pos (T)	\$\$\$	Pos (P)	Pos (T)	\$\$\$	Pos (P)	Pos (T)	\$\$\$	Pos (P)	Pos (T)	\$\$\$	Pos (P)	Pos (T)	\$\$\$	Pos (P)	Pos (T)	\$\$\$
HTH 212	LS	Regions - Increase General Fund Appropriation	A			\$ 43,405,000			\$ 41,777,000			36,486,000			34,686,000			36,486,000			34,686,000
		Regions - Reduction of Base Budget for Transfer of																			
HTH 212	LS	Maui Subsidy	A									(33,420,000)			(33,420,000)			(33,420,000)			(33,420,000)
HTH 214	LS	Maui Health Systems - GF Subsidy	A									38,000,000			33,420,000			38,000,000			33,420,000
HTH 214	LS	Maui Health Systems - Working Capital	A									10,000,000						10,000,000			
		Maui Health Systems - Incremental Cost for																			
HTH 214	LS	Transition Delay	A									9,500,000						9,500,000			
HTH 212	LA	Corporate - Increase Special Fund Ceiling	B			\$ 5,000,000			\$ 5,000,000			5,000,000			5,000,000.00			5,000,000			5,000,000.00
HTH 213	LT	Alli - Increase Special Fund Ceiling	B			\$ 1,000,000			\$ 1,000,000			1,000,000			1,000,000.00			1,000,000			1,000,000.00
HTH 211	LR	Kahuku - Increase General Fund Appropriation	A			\$ 300,000			\$ 300,000			300,000			300,000.00			300,000			300,000.00

Department of Health - Hawaii Health Systems Corporation  
Proposed Budgeted Reductions

Table 5

Prog ID	Sub-Org	Description of Reduction	Impact of Reduction	MOF	FY18			FY19			FY17
					Pos (P)	Pos (T)	\$\$\$\$	Pos (P)	Pos (T)	\$\$\$\$	Restriction (Y/N)
		None									

Department of Health - Hawaii Health Systems Corporation  
Proposed Budget Additions

Table 6

Prog ID	Sub-Org	Addition Type	Prog ID Priority	Dept-Wide Priority	Description of Addition	Justification	MOF	FY18			FY19			
								Pos (P)	Pos (T)	\$\$\$	Pos (P)	Pos (T)	\$\$\$	
					None									

Department of Health - Hawaii Health Systems Corporation  
 FY 17 Restrictions

Table 7

<u>Prog ID</u>	<u>Sub-Org</u>	<u>MOF</u>	<u>Budgeted by Dept</u>	<u>Restriction</u>	<u>Difference Between Budgeted &amp; Restricted</u>	<u>Percent Difference</u>	<u>Impact</u>
HTH 212	LS	A	\$ 115,940,000	\$ 5,547,000	\$ 110,393,000	4.8%	HHSC will not be able to continue operations through the end of the fiscal year 2017 given the current level of general fund appropriation
HTH 211	LR	A	\$ 1,500,000	\$ 75,000	\$ 1,425,000	5.0%	Kahuku will not be able to continue operations through the end of the fiscal year 2017 given the current level of general fund appropriation

Department of Health - Hawaii Health Systems Corporation  
Emergency Appropriation Requests

Table 8

<u>Prog ID</u>	<u>Description of Request</u>	<u>Explanation of Request</u>	<u>MOF</u>	<u>Pos (P)</u>	<u>Pos (T)</u>	<u>\$\$\$</u>
	None					



Department of Health - Hawaii Health Systems Corporation  
 Expenditures Exceeding Appropriation Ceilings in FY 16 and FY 17

Table 9

<u>Prog ID</u>	<u>MOF</u>	<u>Date</u>	<u>Appropriation</u>	<u>Amount Exceeding Appropriation</u>	<u>Percent Exceeded</u>	<u>Reason for Exceeding Ceiling</u>	<u>Legal Authority</u>	<u>Recurring (Y/N)</u>	<u>GF Impact (Y/N)</u>
						None.			

Department of Health - Hawaii Health Systems Corporation  
 Intradepartmental Transfers in FY 16 and FY 17

Table 10

<u>Actual or Anticipated Date of Transfer</u>	<u>MOF</u>	<u>Pos (P)</u>	<u>Pos (T)</u>	<u>\$\$\$</u>	<u>From Prog ID</u>	<u>Percent of Program ID Appropriation Transferred From</u>	<u>To Prog ID</u>	<u>Percent of Receiving Program ID Appropriation</u>	<u>Reason for Transfer</u>	<u>Recurring (Y/N)</u>
None										

Department of Health - Hawaii Health Systems Corporation  
 Non-General Funds

Table 11

Name of Fund	Purpose	Statutory Reference	MOF	Beginning FY17	Estimated FY17	Estimated FY17	Estimated FY17	Estimated FY17	Balance in Excess of Program Needs
				Unencumbered Cash Balance	Revenues	Expenditures and Encumbrances	Net Transfers	Ending Unencumbered Cash Balance	
Cumulative Total of Hospitals	Healthcare	Section 323F-7	B	\$ 102,833,000	\$ 593,255,000	\$ 713,262,000	\$ 109,637,000	\$ 92,463,000	
Hilo Medical Center		Section 323F-7	B						
Hale Ho'ola Hamakua		Section 323F-7	B						
Kau Hospital		Section 323F-7	B						
Kohala Hospital		Section 323F-7	B						
Kona Community Hospital		Section 323F-7	B						
Maui Memorial Medical Center		Section 323F-7	B						
Kula Hospital		Section 323F-7	B						
Lanai Community Hospital		Section 323F-7	B						
Kauai Veterans Memorial Hospital		Section 323F-7	B						
Samuel Mahelona Memorial Hospital		Section 323F-7	B						
Leahi Hospital		Section 323F-7	B						
Maluhia		Section 323F-7	B						
Kahuku Medical Center									
Alii Community Care									
Weinberg Grant Fund		Section 323F-7	T	\$ 44,055	\$ 9	\$ 175	\$ -	\$ 43,889	
Leahi Hospital, Salary Overpayment		Section 323F-7	T	\$ 9,000	\$ -	\$ -	\$ -	\$ 9,000	
Patients' Safekeeping (Kona & Leahi)		Section 323F-7	T	\$ 85,000	\$ -	\$ -	\$ -	\$ 85,000	
Donations, Gifts, and Grant (Maluhia, Hamakua, SMMH, Kau and KVMH)		Section 323F-7	T	\$ 36,000	\$ -	\$ -	\$ -	\$ 36,000	

Hawaii Health Systems Corporation  
 Vacancy Report as of November 30, 2016

Table 12

Prog ID	Sub-Org	Date of Vacancy	Expected Fill Date	Position Number	Position Title	Exempt (Y/N)	SR Level	BU Code	Perm Temp (P/T)	FTE	MOF	Budgeted Amount	Actual Salary Last Paid	Authority to Hire (Y/N)	Occupied by 89 Day Hire (Y/N)	# of 89 Hire Appts	Describe if Filled by other Means	Priority #
HTH 210	LA	10/31/2016	ASAP	58357	SENIOR CONTRACTS MANAGER	N	EM05	35	P	1	B	94872	94872	Y	N	0		1
HTH 210	LA	4/25/2012		109442	IT PROJECT MGR	Y		0	P	1	B	86000	86000	N	N	0		1
HTH 210	LA	1/16/2012		109439	PROJECT MGT OFFICE DIR	Y		0	P	1	B	113000	113000	N	N	0	Temporary Assignment	1
HTH 210	LA	7/18/2015		109429	PRIVATE SECRETARY	Y		0	P	1	B	57500	57500	N	N	0	Abolished 1/5/17	1
HTH 210	LA	8/25/2016	12/16/2016	57858	INFORMATION SYSTEMS SPCLT V	N	SR24	13	P	1	B	55236	55236	Y	N	0		1
HTH 210	LA	10/17/2016		57280	INFORMATION SYSTEMS SPCLT V	N	SR24	13	P	1	B	55236	55236	N	N	0		1
HTH 210	LA	11/1/2014		57282	INFORMATION SYSTEMS SPCLT V	N	SR24	13	P	1	B	55236	55236	N	N	0		1
HTH 210	LA	8/22/2013		57826	INFORMATION SYSTEMS SPCLT V	N	SR24	13	P	1	B	55236	55236	N	N	0		1
HTH 210	LA	8/22/2013		57856	INFORMATION SYSTEMS SPCLT V	N	SR24	13	P	1	B	55236	55236	N	N	0		1
HTH 210	LA	11/19/2013	ASAP	57863	INFORMATION SYSTEMS SPCLT V	N	SR24	13	P	1	B	55236	55236	Y	N	0		1
HTH 210	LA	11/19/2013		57864	INFORMATION SYSTEMS SPCLT V	N	SR24	13	P	1	B	55236	55236	N	N	0		1
HTH 210	LA	2/25/2014		57872	INFORMATION SYSTEMS SPCLT V	N	SR24	13	P	1	B	55236	55236	N	N	0		1
HTH 210	LA	7/7/2015		57876	INFORMATION SYSTEMS SPCLT V	N	SR24	13	P	1	B	55236	55236	N	N	0		1
HTH 210	LA	3/1/2014		57279	INFORMATION SYSTEMS SPCLT VI	N	SR26	13	P	1	B	59736	59736	N	N	0		1
HTH 210	LA	8/22/2013		57825	INFORMATION SYSTEMS SPCLT VI	N	SR26	23	P	1	B	59736	59736	N	N	0		1
HTH 210	LA	6/8/2015		57827	REVENUE CYCLE ANALYST V	N	SR24	13	P	1	B	55236	55236	N	N	0		1
HTH 210	LA	8/23/2014		57859	REGISTERED PROF NURSE IV	N	SR22	9	P	1	B	96156	96156	N	N	0		1
HTH 210	LA	12/13/2014		57294	PHARMACY TECHNICIAN FP	N	HE06	10	P	1	B	40368	40368	N	N	0		1
HTH 210	LA	11/1/2014		109380	BUSINESS SYSTEMS DIR	Y		0	P	1	B	113000	113000	N	N	0		1
HTH 210	LA	7/8/2014	ASAP	109504	APPLICATIONS MGR	Y		13	P	1	B	86000	86000	Y	N	0		1
HTH 210	LA	9/30/2016		56602	INFORMATION SYSTEMS SPCLT II	N	SR18	13	P	1	B	41964	41964	N	N	0	Temporary Assignment	1
HTH 210	LA	11/22/2013		57868	INFORMATION SYSTEMS SPCLT II	N	SR18	13	P	1	B	41964	41964	N	N	0	Temporary Assignment	1
HTH 210	LA	11/22/2013		57869	INFORMATION SYSTEMS SPCLT II	N	SR18	13	P	1	B	41964	41964	N	N	0	Temporary Assignment	1
HTH 210	LA	10/1/2016		58355	INFORMATION SYSTEMS SPCLT II	N	SR18	13	P	1	B	41964	41964	N	N	0	Temporary Assignment	1
HTH 210	LA	10/1/2016		58356	INFORMATION SYSTEMS SPCLT II	N	SR18	13	P	1	B	41964	41964	N	N	0	Temporary Assignment	1
HTH 210	LA	7/11/2015	ASAP	57870	INFORMATION SYSTEMS SPCLT V	N	SR24	13	P	1	B	55236	55236	Y	N	0	Temporary Assignment	1
HTH 210	LA	4/14/2016	ASAP	57284	INFORMATION SYSTEMS SPCLT VI	N	SR26	13	P	1	B	59736	59736	Y	N	0		1
HTH 210	LA	1/6/2016		109181	EXEC DIR OF OPERATIONS	Y		0	P	1	B	170000	170000	N	N	0	Abolished 1/5/17	1
HTH 210	LA	5/16/2016	12/3/2016	109552	MAUI TRANS OPTNS DIR	Y		0	P	1	B	99000	99000	Y	N	0	Filled 12/1/16	1
HTH 210	LA	3/4/2014		109430	CHIEF MEDICAL OFFCR	Y		0	P	1	B	226000	226000	N	N	0	Abolished 1/5/17	1
HTH 210	LA	8/1/2014		109342	DIR OF QUALITY	Y		0	P	1	B	113000	113000	N	N	0	Abolished 1/5/17	1
HTH 210	LA	8/16/2013	12/8/2016	109454	DIR OF RISK MANAGEMENT	Y		0	P	1	B	113000	113000	Y	N	0	Filled 12/8/16	1
HTH 210	LA	12/1/2015		103486	DIR OF PUBLIC AFFAIRS	Y		0	P	0.67	B	130000	130000	N	N	0	Abolished 1/5/17	1
HTH 210	LA	7/1/2011		37486	SECRETARY IV	N	SR18	63	P	1	B	39492	39492	N	N	0	Return rights from exempt position	1
HTH 210	LA	6/16/2016	12/1/2016	57877	HUMAN RESOURCES SPECIALIST IV	N	SR22	73	P	1	B	49056	49056	Y	N	0	Filled 12/1/16	1
HTH 210	LA	6/16/2016	1/3/2017	57878	HUMAN RESOURCES SPECIALIST V	N	SR24	73	P	1	B	55236	55236	Y	N	0	Filled 1/3/17	1
HTH 210	LA	10/24/2016		56609	HUMAN RESOURCES OFFICER	N	EM03	35	P	1	B	86052	86052	N	N	0		1
HTH 210	LA	10/1/2015		57873	HUMAN RESOURCES MANAGER	N	EM05	35	P	1	B	94872	94872	N	N	0		1
HTH 210	LA	12/16/2014		109515	GENERAL COUNSEL	Y		0	P	1	B	196000	196000	N	N	0	Abolished 1/5/17	1
HTH 210	LA	1/16/2016		109477	CHIEF COMPLIANCE & PRIVACY DFR	Y		0	P	1	B	147000	147000	N	N	0	Contract	1
HTH 212	LS	10/26/2016		55355	REGISTERED PROF NURSE III	N	SR20	9	P	1	B	87228	83868	Y	N	0		11
HTH 212	LS	8/6/2016		18206	CERTIFIED NURSE AIDE FP	N	HE04	10	P	1	B	38076	37704	Y	N	0		12
HTH 212	LS	5/6/2016		18347	CERTIFIED NURSE AIDE FP	N	HE04	10	P	1	B	38076	37704	Y	N	0		13
HTH 212	LS	6/4/2016		39912	CERTIFIED NURSE AIDE FP	N	HE04	10	P	1	B	38076	37704	Y	N	0		14
HTH 212	LS	7/1/2016		18323	LICENSED PRACTICAL NURSE FP	N	HE08	10	P	1	B	44088	43656	Y	N	0		15
HTH 212	LS	10/19/2016		57957	OCCUP THERAPY ASST FP	N	HE10	10	P	1	B	51696	51180	Y	N	0		27
HTH 212	LS	10/16/2016	1/9/2017	56157	RECREATIONAL AIDE FP	N	HE06	10	T	1	B	40776	40368	Y	N	0		3
HTH 212	LS	8/17/2016		101238	STUDENT HELPER II	Y		0	T	0.48	B	18200	18200	Y	N	0		50
HTH 212	LS	11/4/2016		109580	STUDENT HELPER II	Y		0	T	0.48	B	18200	18200	Y	N	0		51
HTH 212	LS	12/31/2015		18439	KITCHEN HELPER	N	BC02	61	P	1	B	38160	36684	Y	N	0		48
HTH 212	LS	11/1/2015		18452	KITCHEN HELPER	N	BC02	1	P	1	B	38160	36684	Y	N	0		49
HTH 212	LS	4/1/2016	2/1/2017	57962	COOK III	N	BC02	1	T	1	B	51132	0	Y	N	0		10
HTH 212	LS	8/1/2015		18481	ENVIRON SVCS WKR II	N	BC02	1	P	1	B	38160	36684	Y	N	0		37
HTH 212	LS	9/16/2016		18489	ENVIRON SVCS WKR II	N	BC02	1	P	1	B	38160	36684	Y	N	0		38
HTH 212	LS	10/7/2016		57972	ENVIRON SVCS WKR II	N	BC02	61	T	1	B	38160	38160	Y	N	0		39
HTH 212	LS	12/31/2015		18532	ACCOUNT CLERK III	N	SR11	3	P	1	B	30468	29988	Y	N	0		36
HTH 212	LS	7/1/2016		109558	HOSPITAL ADMINISTRATOR	Y		0	P	1	B	113000	113000	Y	N	0		54
HTH 212	LS	10/12/2016		55730	HUMAN RESOURCES SPECIALIST III	N	SR20	73	P	1	B	46932	62112	Y	N	0		52
HTH 212	LS	6/23/2014		57955	HEALTH INFO ADMR	N	SR24	23	P	1	B	57168	0	Y	N	0		53
HTH 212	LS	8/1/2016	1/16/2017	57965	REGISTERED PROF NURSE IV	N	SR22	9	P	1	B	96156	96156	Y	N	0		4
HTH 212	LS	11/28/2016		109585	PER DIEM NURSE	Y		79	T	0.3	B	98100	98100	Y	N	0		24
HTH 212	LS	5/20/2015		109453	DIRECTOR OF NURSING	Y		0	P	1	B	86000	86000	Y	N	0		45
HTH 212	LS	7/1/2016		109555	PER DIEM CNA	Y		70	T	0.3	B	40776	0	Y	N	0		32
HTH 212	LS	7/1/2016		109556	PER DIEM CNA	Y		70	T	0.3	B	40776	0	Y	N	0		33
HTH 212	LS	12/31/2015	1/23/2017	33103	REGISTERED PROF NURSE III	N	SR20	9	P	1	B	87228	83868	Y	N	0		6
HTH 212	LS	5/30/2015		20979	CERTIFIED NURSE AIDE FP	N	HE04	10	P	1	B	38076	36240	Y	N	0		16
HTH 212	LS	5/24/2016		20991	CERTIFIED NURSE AIDE FP	N	HE04	10	P	1	B	38076	37512	Y	N	0		17
HTH 212	LS	7/30/2016		21018	CERTIFIED NURSE AIDE FP	N	HE04	10	P	1	B	38076	37512	Y	N	0		18

Hawaii Health Systems Corporation  
 Vacancy Report as of November 30, 2016

Table 12

Prog ID	Sub-Org	Date of Vacancy	Expected Fill Date	Position Number	Position Title	Exempt (Y/N)	SR Level	BU Code	Perm Temp (P/T)	FTE	MOE	Budgeted Amount	Actual Salary Last Paid	Authority to Hire (Y/N)	Occupied by 89 Day Hire (Y/N)	# of 89 Day Appts	Describe if Filled by other Means	Priority # to Retain	
HTH 212	LS	7/1/2016	2/1/2017	21059	CERTIFIED NURSE AIDE FP	N	HE04	10	P	1	B	38076	37512	Y	N	0		19	
HTH 212	LS	12/31/2015	1/16/2017	51062	CERTIFIED NURSE AIDE FP	N	HE04	10	P	1	B	38076	36240	Y	N	0		5	
HTH 212	LS	5/24/2016		20960	LICENSED PRACTICAL NURSE FP	N	HE08	10	P	1	B	44088	43656	Y	N	0		22	
HTH 212	LS	7/1/2016		20973	LICENSED PRACTICAL NURSE FP	N	HE08	10	P	1	B	44088	43656	Y	N	0		23	
HTH 212	LS	7/31/2016	12/28/2016	108944	PER DIEM NURSE	Y		79	T	0.3	B	98100	98100	Y	N	0		1	
HTH 212	LS	6/1/2016		109554	PER DIEM NURSE	Y		79	T	0.3	B	98100	98100	Y	N	0		21	
HTH 212	LS	7/5/2016	2/1/2017	57179	ADULT DAY HLTH AIDE FP	N	HE06	10	T	1	B	40776	37704	Y	N	0		8	
HTH 212	LS	5/26/2016		109149	PER DIEM CNA	Y		70	T	0.3	B	40776	40368	Y	N	0		34	
HTH 212	LS	1/1/2016		109543	PER DIEM CNA	Y		70	T	1	B	40776	40368	Y	N	0		35	
HTH 212	LS	2/1/2016		32972	OCCUP THERAPY AIDE FP	N	HE06	10	P	1	B	40776	40368	Y	N	0		25	
HTH 212	LS	2/16/2016		57961	OCCUP THERAPY ASST ENTRY	N	HE08	10	P	1	B	44088	43656	Y	N	0		26	
HTH 212	LS	8/1/2016		57967	RECREATIONAL AIDE FP	N	HE06	10	P	1	B	44088	40368	Y	N	0		28	
HTH 212	LS	10/17/2016		56043	ACTIVITIES COORDINATOR FP	N	HE10	10	T	3	B	45840	53220	Y	N	0		29	
HTH 212	LS	8/23/2016		100908	STUDENT HELPER II	Y		0	T	0.48	B	18200	18200	Y	N	0		30	
HTH 212	LS	9/22/2014		100911	STUDENT HELPER II	Y		0	T	0.48	B	18200	18200	Y	N	0		31	
HTH 212	LS	8/16/2016		57963	OUTPATIENT CLINICAL ASST ENTRY	N	HE04	10	P	1	B	38076	37704	Y	N	0		20	
HTH 212	LS	7/1/2004	2/1/2017	21037	KITCHEN HELPER	N	BC02	61	P	2	B	38160	24564	Y	N	0		9	
HTH 212	LS	7/19/2016		21025	COOK II	N	BC08	1	P	1	B	47784	45924	Y	N	0		56	
HTH 212	LS	11/16/2016	1/2/2017	56796	COOK III	N	WS08	1	P	1	B	51132	51132	Y	N	0		2	
HTH 212	LS	3/1/2016	2/1/2017	57189	STORES CLERK II	N	SR08	3	P	1	B	27132	26700	Y	N	0		7	
HTH 212	LS	7/18/2016		22936	ENVIRON SVCS WKR II	N	BC02	1	P	1	B	38160	37416	Y	N	0		40	
HTH 212	LS	6/29/2014		24147	ENVIRON SVCS WKR II	N	BC02	1	P	1	B	38160	34560	Y	N	0		41	
HTH 212	LS	4/1/2010		56793	ENVIRON SVCS WKR II	N	BC02	1	T	1	B	38160	33228	Y	N	0		42	
HTH 212	LS	6/2/2011		21054	BLDG MAINT HELPER	N	BC05	1	P	1	B	42456	36960	Y	N	0		57	
HTH 212	LS	11/17/2016		57969	BLDG MAINT WORKER I	N	BC09	61	T	0.5	B	51168	51168	Y	N	0		43	
HTH 212	LS	10/16/2016		21097	ACCOUNTANT VI	N	SR26	23	P	1	B	61824	75588	Y	N	0		46	
HTH 212	LS	7/1/2016		109557	HOSPITAL ADMINISTRATOR	Y		0	P	1	B	113000	113000	Y	N	0		55	
HTH 212	LS	4/1/2016		25743	HEALTH UNIT CLERK II	N	SR10	3	P	1	B	29340	29988	Y	N	0		44	
HTH 212	LS	3/1/2013		21093	SECRETARY II	N	SR14	3	P	1	B	34260	37968	Y	N	0		47	
HTH 212	LS	10/1/2014		57181	REGISTERED PROF NURSE VI	N	SR24	9	P	1	B	104016	108180	Y	N	0		58	
HTH 212	LS	8/22/2016	2/1/2017	28580	REGISTERED PROF NURSE III	N	SR20	9	P	1	B	98,100	92,964	Y	N	0		1	
HTH 212	LS	5/31/2015	ABOLISHED 12/16/16	29181	REGISTERED PROF NURSE III	N	SR20	9	P	1	B		90,708	N	N				
HTH 212	LS	11/1/2016	12/20/2016	108896	PER DIEM NURSE	Y		79	T	0.3	B	29,430	29,430	Y	Y	1		1	
HTH 212	LS	12/2/2015		109541	PER DIEM NURSE	Y		79	T	0.3	B	29,430	28,298	Y	Y	1		1	
HTH 212	LS	11/4/2016		108899	PER DIEM NURSE	Y		79	T	0.3	B	29,430	29,430	Y	Y	1		1	
HTH 212	LS	8/1/2015	11/1/2016	108966	PER DIEM CNA	Y		70	T	0.3	B	12,230	12,230	Y	Y	1		1	
HTH 212	LS	11/18/2016	2/1/2017	109584	PER DIEM CNA	Y		70	T	0.3	B	12,230	12,230	Y	Y	1		1	
HTH 212	LS	8/23/2016	3/1/2017	31550	REGISTERED PROF NURSE III	N	SR20	9	P	0.9	B	98,100	103,068	Y	N	0		1	
HTH 212	LS	5/16/2016	12/20/2016	57338	REGISTERED PROF NURSE III	N	SR20	9	P	1	B	98,100	86,964	Y	N	0		1	
HTH 212	LS	10/11/2016	11/17/2016	58255	LICENSED PRACTICAL NURSE FP	N	HE08	10	P	1	B	43,656	43,656	Y	N	0		1	
HTH 212	LS	7/8/2016	12/1/2016	109561	PHYSICIAN (EXTENDER)	Y		0	P	0.8	B	76,000		Y	N	0		1	
HTH 212	LS	7/8/2016		109562	PHYSICIAN (EXTENDER)	Y		0	P	1	B	76,000		Y	N	0		1	
HTH 212	LS	9/23/2009	ABOLISHED 12/16/16	56672	SURGICAL TECHNICIAN FP	N	HE08	10	T	1	B								
HTH 212	LS	8/1/2014		20756	MEDICAL TECHNOLOGIST III	N	SR20	13	P	1	B	46,932	53,364	Y					
HTH 212	LS	5/21/2015		58041	IMAGING MULTI SPCLT	N	SR23	13	T	0.3	B	22,676	22,676	Y				1	
HTH 212	LS	5/30/2016	12/1/2016	56909	RESPIRATORY THERAPY TECH FP	N	HE12	10	P	0.3	B	16,804	55,452	Y	Y	1		1	
HTH 212	LS	6/1/2010		50567	PHYSICAL THERAPIST III	N	SR20	13	T	0.3	B	20,156	19,475	Y		1		2	
HTH 212	LS	2/26/2016	3/1/2017	56131	PHYSICAL THERAPIST III	N	SR20	13	P	1	B	66,864	64,608	Y				1	
HTH 212	LS	3/8/2016		58258	OCCUPATIONAL THERAPIST IV	N	SR22	13	T	0.3	B	21,796	21,796	Y				to be filled for extended leave coverage only	2
HTH 212	LS	12/4/2015		58256	SOCIAL WORKER III	N	SR20	13	T	0.5	B	22,674	22,674	Y				to be filled for extended leave coverage only	2
HTH 212	LS	7/5/2016		58271	ENVIRON SVCS WKR III	N	BC02	1	T	1	B	11,775		N	N			For TA purposes only	2
HTH 212	LS	7/5/2016		58273	BLDG MAINT WORKER II	N	BC09	1	T	1	B	16,290		N	N			For TA purposes only	2
HTH 212	LS	10/1/2016	10/1/2016	109570	ASST ADMR/DIR OF FAC	Y		0	P	1	B	90,000		Y	N	0		1	
HTH 212	LS	10/16/2016	To be abolished	57721	INFORMATION SYSTEMS SPCLT III	N	SR20	13	P	1	B	34,512		N	N			5	
HTH 212	LS	11/2/2015		58053	PATIENT FIN SVCS MGR II	N	SR26	13	T	1	B	17,921		N	N			For TA purposes only	2
HTH 212	LS	6/1/2016		20909	FISCAL MANAGEMENT OFFCR	N	EM05	35	P	1	B	110,000	108,128	Y				1	
HTH 212	LS	7/31/2015	To be abolished	54058	CREDIT & COLLECTION CLERK	N	SR13	3	P	1	B	32,460	32,460	N				5	
HTH 212	LS	7/28/2015		109478	CLINIC OPERATIONS DIR	Y		0	P	1	B	130,000		Y				1	
HTH 212	LS	10/1/2016		109569	ASST ADMR-CHIEF QP/PER OFCR	Y		0	P	1	B	130,000		Y				1	
HTH 212	LS	3/1/2016		108513	REG MED DIR/CLINIC ADMR	Y		0	P	0.3	B	65,000		Y				1	
HTH 212	LS	10/1/2016	10/1/2016	109573	ASST ADMR ORG DEV OFFCR	Y		0	P	1	B	130,000		Y				1	
HTH 212	LS	10/1/2016	12/1/2016	56907	HEALTH INFO TECH I	N	SR11	3	P	1	B	32,976		Y				1	
HTH 212	LS	1/20/2015	1/19/2017	58037	CODER II <del>redefine HIT / 12/1/16</del>	N	SR11	3	P	1	B	32,976		Y				1	
HTH 212	LS	10/1/2016	10/1/2016	109572	CHIEF NURSE EXECUTIVE	Y		0	P	1	B	160,000		Y				1	
HTH 212	LS	9/4/2016		21781	LICENSED PRACTICAL NURSE FP	N	HE08	10	P	1	B	45,384	37,248	Y				1	
HTH 212	LS	10/12/2016	2/1/2017	109578	PER DIEM NURSE	Y		79	T	0.4	B	29,430		Y				1	



Hawaii Health Systems Corporation  
 Vacancy Report as of November 30, 2016

Table 12

Prog ID	Sub-Ord	Date of Vacancy	Expected Fill Date	Position Number	Position Title	Exempt (Y/N)	SR Level	BU Code	Perm Temp (P/T)	FTE	MOF	Budgeted Amount	Actual Salary Last Paid	Authority to Hire (Y/N)	Occupied by #9 Dav Hire (Y/N)	# of #9 Hire Appts	Describe if Filled by other Means	Priority #
HTH 212	LS	11/15/2016	3/1/2017	58278	REGISTERED PROF NURSE V	N	SR23	9	P	1	B	112,512		Y				1
HTH 212	LS	9/1/2016		20772	CERTIFIED NURSE AIDE FP	N	HE04	10	P	1	B		38,940	N				5
HTH 212	LS	3/21/2016	12/19/2016	20836	LICENSED PRACTICAL NURSE ENTRY	N	HE06	10	P	1	B	43,656	40,368	Y				1
HTH 212	LS	10/3/2016		20780	LICENSED PRACTICAL NURSE FP	N	HE08	10	P	1	B	43,656	40,368	Y				1
HTH 212	LS	7/16/2016		21789	LICENSED PRACTICAL NURSE FP	N	HE08	10	P	1	B	43,656	46,548	Y				1
HTH 212	LS	4/1/2016		30888	LICENSED PRACTICAL NURSE FP	N	HE08	10	P	1	B	43,656	35,952	Y				1
HTH 212	LS	10/1/2016	1/18/2017	109568	PER DIEM NURSE	Y		79	T	0.3	B		29,430	Y				1
HTH 212	LS	10/12/2016	1/9/2017	109579	PER DIEM NURSE	Y		79	T	0.4	B		29,430	Y				1
HTH 212	LS	11/1/2016	1/23/2017	57726	KITCHEN HELPER	N	BC02	1	P	0.6	B	38,160	38,160	Y				1
HTH 212	LS	7/5/2016		58272	ENVIRON SVCS WKFR III	N	BC02	1	T	1	B	11,772		N			For TA purposes only	2
HTH 212	LS	9/1/2016	ABOLISHED 10/1/16	58046	INSTITUTION FACILITIES SUPT I	N	SR21	4	P	1	B							
HTH 212	LS	7/5/2016		58274	BLDG MAINT WORKER II	N	BC09	1	T	1	B	16,290		N			For TA purposes only	2
HTH 212	LS	8/16/2012		57344	AUTOMOTIVE MECHANIC I	N	BC10	1	T	1	B	1,328		N			For TA purposes only	2
HTH 212	LS	10/1/2016	ABOLISHED 12/16/16	109571	ASST ADMR LONG TERM CARE ADMR	Y		0	P	1	B	110,000						
HTH 212	LS	7/29/2016	ABOLISHED 12/16/17	109306	DIRECTOR OF NURSING	Y		0	P	1	B		112,500					
HTH 212	LS	10/31/2016	1/9/2017	44917	CLERK IV	N	SR10	3	P	1	B	31236	31236	Y	N		0/N/A	#1
HTH 212	LS	12/17/2015	11/28/2016	53538	CLERK IV	N	SR10	3	P	1	B	28872	26700	Y	N		0/N/A	#1
HTH 212	LS	11/3/2016	3/1/2017	56545	REGISTERED PROF NURSE II	N	SR18	9	P	1	B	73368	73368	Y	N		0/N/A	#1
HTH 212	LS	11/4/2016	4/1/2017	57061	REGISTERED PROF NURSE II	N	SR18	9	P	1	B	73368	73368	Y	N		0/N/A	#1
HTH 212	LS	4/22/2015	7/1/2017	19703	REGISTERED PROF NURSE III	N	SR20	9	P	0.9	B	90708	90708	Y	N		0/N/A	#1
HTH 212	LS	10/10/2016	7/1/2017	32005	REGISTERED PROF NURSE III	N	SR20	9	P	0.6	B	100548	100548	Y	N		0/N/A	#1
HTH 212	LS	10/20/2016	7/1/2017	35730	REGISTERED PROF NURSE III	N	SR20	9	P	1	B	98100	98100	Y	N		0/N/A	#1
HTH 212	LS	10/27/2016	7/1/2017	37352	REGISTERED PROF NURSE III	N	SR20	9	P	1	B	98100	98100	Y	N		0/N/A	#1
HTH 212	LS	3/18/2016	7/1/2017	41528	REGISTERED PROF NURSE III	N	SR20	9	P	0.9	B	94332	94332	Y	N		0/N/A	#1
HTH 212	LS	10/21/2016	7/1/2017	56361	REGISTERED PROF NURSE III	N	SR20	9	P	1	B	98100	98100	Y	N		0/N/A	#1
HTH 212	LS	2/22/2016	7/1/2017	56547	REGISTERED PROF NURSE III	N	SR20	9	P	0.9	B	94332	94332	Y	N		0/N/A	#1
HTH 212	LS	11/16/2016	7/1/2017	56613	REGISTERED PROF NURSE III	N	SR20	9	P	1	B	98100	98100	Y	N		0/N/A	#1
HTH 212	LS	5/18/2016	7/1/2017	56717	REGISTERED PROF NURSE III	N	SR20	9	P	0.9	B	94332	94332	Y	N		0/N/A	#1
HTH 212	LS	8/24/2016	7/1/2017	56719	REGISTERED PROF NURSE III	N	SR20	9	P	0.9	B	98100	98100	Y	N		0/N/A	#1
HTH 212	LS	1/35/2016	7/1/2017	56721	REGISTERED PROF NURSE III	N	SR20	9	P	0.9	B	96684	96684	Y	N		0/N/A	#1
HTH 212	LS	3/28/2016	7/1/2017	22900	REGISTERED PROF NURSE IV	N	SR22	29	P	1	B	109296	109296	Y	N		0/N/A	#1
HTH 212	LS	11/5/2016	2/6/2017	56622	NURSE AIDE FP	N	HE04	10	P	1	B	38940	38940	Y	N		0/N/A	#1
HTH 212	LS	7/13/2016	3/1/2017	56623	NURSE AIDE FP	N	HE04	10	P	0.5	B	37704	37704	Y	N		0/N/A	#1
HTH 212	LS	3/17/2016	1/9/2017	55936	LICENSED PRACTICAL NURSE ENTRY	N	HE06	10	P	0.5	B	40368	40368	Y	N		0/N/A	#1
HTH 212	LS	3/18/2016	1/9/2017	55986	LICENSED PRACTICAL NURSE ENTRY	N	HE06	10	P	0.5	B	40368	40368	Y	N		0/N/A	#1
HTH 212	LS	4/12/2016	1/12/2017	55020	LICENSED PRACTICAL NURSE FP	N	HE08	10	P	0.5	B	43656	43656	Y	N		0/N/A	#1
HTH 212	LS	12/15/2014	1/9/2017	57912	LICENSED PRACTICAL NURSE FP	N	HE08	10	T	0.5	B	43656	41568	Y	N		0/N/A	#1
HTH 212	LS	5/2/2016	EE,RR	53486	REGISTERED PROF NURSE III	N	SR20	9	P	1	B	87228	83868	Y	N		0/N/A	#1
HTH 212	LS	11/19/2016	3/1/2017	53505	NURSE AIDE ENTRY	N	HE02	10	P	1	B	36420	36420	Y	N		0/N/A	#1
HTH 212	LS	5/31/2016	EE,RR	19754	NURSE AIDE FP	N	HE04	10	P	1	B	37704	37704	Y	N		0/N/A	#1
HTH 212	LS	12/19/2015	3/1/2017	53972	CLERK IV	N	SR10	3	P	1	B	35112	35112	Y	N		0/N/A	#1
HTH 212	LS	4/20/2015	EE,RR	22902	REGISTERED PROF NURSE III	N	SR20	9	P	1	B	97668	97668	Y	N		0/N/A	#1
HTH 212	LS	6/18/2016	4/20/2017	44505	NURSE AIDE FP	N	HE04	10	P	1	B	37704	37704	Y	N		0/N/A	#1
HTH 212	LS	1/1/2015	3/1/2017	58113	REGISTERED PROF NURSE III	N	SR20	9	T	1	B	87228	0	Y	N		0/N/A	#1
HTH 212	LS	1/1/2015	3/1/2017	58113	REGISTERED PROF NURSE III	N	SR20	9	T	0.9	B	87228	0	Y	N		0/N/A	#1
HTH 212	LS	1/1/2015	3/1/2017	58119	REGISTERED PROF NURSE III	N	SR20	9	T	0.9	B	87228	0	Y	N		0/N/A	#1
HTH 212	LS	9/6/2016	3/1/2017	41888	CLERK IV	N	SR10	3	P	1	B	31236	31236	Y	N		0/N/A	#1
HTH 212	LS	1/26/2015	2/1/2017	19882	REGISTERED PROF NURSE II	N	SR18	9	P	1	B	90708	90708	Y	N		0/N/A	#1
HTH 212	LS	7/20/2015	7/1/2017	46498	REGISTERED PROF NURSE II	N	SR18	9	P	1	B	73368	70548	Y	N		0/N/A	#1
HTH 212	LS	10/18/2016	7/1/2017	33084	REGISTERED PROF NURSE III	N	SR20	9	P	1	B	98100	98100	Y	N		0/N/A	#1
HTH 212	LS	8/10/2016	7/1/2017	54883	REGISTERED PROF NURSE III	N	SR20	9	P	1	B	98100	98100	Y	N		0/N/A	#1
HTH 212	LS	4/6/2015	7/1/2017	55204	REGISTERED PROF NURSE III	N	SR20	9	P	1	B	87228	83868	Y	N		0/N/A	#1
HTH 212	LS	7/10/2015	7/1/2017	55219	REGISTERED PROF NURSE III	N	SR20	9	P	0.9	B	94332	94332	Y	N		0/N/A	#1
HTH 212	LS	3/18/2011	7/1/2017	56779	REGISTERED PROF NURSE III	N	SR20	9	P	0.9	B	87228	54936	Y	N		0/N/A	#1
HTH 212	LS	7/7/2015	7/1/2017	56978	REGISTERED PROF NURSE III	N	SR20	9	P	1	B	87228	70548	Y	N		0/N/A	#1
HTH 212	LS	7/31/2015	7/1/2017	57003	REGISTERED PROF NURSE III	N	SR20	9	P	0.9	B	94332	94332	Y	N		0/N/A	#1
HTH 212	LS	12/22/2014	7/1/2017	55825	TELEMETRY TECHNICIAN ENTRY	N	HE06	10	P	1	B	40368	38556	Y	N		0/N/A	#1
HTH 212	LS	4/11/2016	EE,RR	49405	REGISTERED PROF NURSE III	N	SR20	9	P	1	B	101580	101580	Y	N		0/N/A	#1
HTH 212	LS	7/31/2015	3/1/2017	57067	REGISTERED PROF NURSE III	N	SR20	9	P	1	B	94332	94332	Y	N		0/N/A	#1
HTH 212	LS	4/1/2015	3/1/2017	49394	NURSE AIDE FP	N	HE04	10	P	1	B	37704	36240	Y	N		0/N/A	#1
HTH 212	LS	10/21/2016	3/1/2017	55189	NURSE AIDE FP	N	HE04	10	P	1	B	37704	38940	Y	N		0/N/A	#1
HTH 212	LS	11/24/2016	4/1/2017	108832	PER DIEM NURSE	Y		79	T	0.3	B		47.16	Y	N		0/N/A	#1
HTH 212	LS	6/1/2015	EE,RR	32009	REGISTERED PROF NURSE III	N	SR20	9	P	1	B	92964	92964	Y	N		0/N/A	#1
HTH 212	LS	6/13/2016	12/15/2016	37364	REGISTERED PROF NURSE III	N	SR20	9	P	1	B	99108	99108	Y	N		0/N/A	#1
HTH 212	LS	4/12/2016	3/1/2017	44887	REGISTERED PROF NURSE III	N	SR20	9	P	1	B	96684	96684	Y	N		0/N/A	#1
HTH 212	LS	4/20/2016	1/9/2017	56183	REGISTERED PROF NURSE III	N	SR20	9	P	1	B	94332	94332	Y	N		0/N/A	#1
HTH 212	LS	5/1/2016	3/1/2017	36208	NURSE AIDE FP	N	HE04	10	P	1	B	37704	37704	Y	N		0/N/A	#1
HTH 212	LS	1/22/2015	3/1/2017	19692	REGISTERED PROF NURSE II	N	SR18	9	P	1	B	73368	67836	Y	N		0/N/A	#1

Hawaii Health Systems Corporation  
 Vacancy Report as of November 30, 2016

Table 12

Prog ID	Sub-Ord	Date of Vacancy	Expected Fill Date	Position Number	Position Title	Exempt (Y/N)	SR Level	RU Code	Perm Term (P/T)	FTE	MOF	Budgeted Amount	Actual Salary Last Paid	Authority to Hire (Y/N)	Occupied by 89 Day Hire (Y/N)	# of 89 Day Appts	Describe if Filled by other Means	Priority #
HTH 212	LS	6/1/2015	7/1/2017	44878	REGISTERED PROF NURSE II	N	SR18	9	P	1	B	100104	100104	Y	N	0	N/A	#1
HTH 212	LS	5/27/2015	7/1/2017	19681	REGISTERED PROF NURSE III	N	SR20	9	P	0.9	B	92964	92964	Y	N	0	N/A	#1
HTH 212	LS	7/30/2016	7/1/2017	29026	REGISTERED PROF NURSE III	N	SR20	9	P	1	B	94332	94332	Y	N	0	N/A	#1
HTH 212	LS	2/7/2015	7/1/2017	41519	REGISTERED PROF NURSE III	N	SR20	9	P	1	B	87228	67836	Y	N	0	N/A	#1
HTH 212	LS	5/7/2013	7/1/2017	44880	REGISTERED PROF NURSE III	N	SR20	9	P	1	B	87228	68736	Y	N	0	N/A	#1
HTH 212	LS	7/1/2016	7/1/2017	29013	LICENSED PRACTICAL NURSE FP	N	HE08	10	P	1	B	47160	47160	Y	N	0	N/A	#1
HTH 212	LS	6/1/2016	12/19/2016	29022	REGISTERED PROF NURSE III	N	SR20	9	P	0.9	B	96684	96684	Y	N	0	N/A	#1
HTH 212	LS	7/10/2016	12/18/2016	37360	REGISTERED PROF NURSE III	N	SR20	9	P	1	B	96684	96684	Y	N	0	N/A	#1
HTH 212	LS	10/1/2016	1/9/2017	53978	NURSE AIDE ENTRY	N	HE02	10	P	1	B	41976	41976	Y	N	0	N/A	#1
HTH 212	LS	8/1/2016	12/2/2016	32003	REGISTERED PROF NURSE III	N	SR20	9	P	0.9	B	108276	108276	Y	N	0	N/A	#1
HTH 212	LS	1/15/2016	EE;RR	53862	REGISTERED PROF NURSE III	N	SR20	9	P	0.5	B	99108	99108	Y	N	0	N/A	#1
HTH 212	LS	11/14/2016	12/5/2016	55891	LICENSED PRACTICAL NURSE FP	N	HE08	10	P	1	B	45384	45384	Y	N	0	N/A	#1
HTH 212	LS	1/24/2015	3/1/2017	57840	CLERK III	N	SR08	3	P	1	B	26700	12.84	Y	N	0	N/A	#1
HTH 212	LS	7/1/2016	3/1/2017	32088	CLERK IV	N	SR10	3	P	1	B	39492	39492	Y	N	0	N/A	#1
HTH 212	LS	9/16/2016	3/1/2017	32089	CLERK IV	N	SR10	3	P	1	B	35112	35112	Y	N	0	N/A	#1
HTH 212	LS	4/1/2016	3/1/2017	41238	CLERK IV	N	SR10	3	P	1	B	32460	32460	Y	N	0	N/A	#1
HTH 212	LS	11/9/2016	3/1/2017	21472	HEALTH UNIT CLERK I	N	SR08	3	P	0.5	B	27768	27768	Y	N	0	N/A	#1
HTH 212	LS	12/28/2015	3/1/2017	58309	REGISTERED PROF NURSE II	N	SR18	9	P	0.9	B	73368	0	Y	N	0	N/A	#1
HTH 212	LS	11/28/2016	3/1/2017	29025	REGISTERED PROF NURSE III	N	SR20	9	P	0.9	B	98100	98100	Y	N	0	N/A	#1
HTH 212	LS	5/18/2016	3/1/2017	29027	REGISTERED PROF NURSE III	N	SR20	9	P	0.75	B	96684	96684	Y	N	0	N/A	#1
HTH 212	LS	4/30/2015	3/1/2017	39670	REGISTERED PROF NURSE III	N	SR20	9	P	1	B	87228	80640	Y	N	0	N/A	#1
HTH 212	LS	1/23/2016	4/1/2017	41526	REGISTERED PROF NURSE III	N	SR20	9	P	1	B	87228	70548	Y	N	0	N/A	#1
HTH 212	LS	1/16/2016	4/1/2017	46508	REGISTERED PROF NURSE III	N	SR20	9	P	1	B	96684	96684	Y	N	0	N/A	#1
HTH 212	LS	7/14/2016	4/1/2017	54881	REGISTERED PROF NURSE III	N	SR20	9	P	0.75	B	96684	96684	Y	N	0	N/A	#1
HTH 212	LS	8/29/2016	4/1/2017	56234	REGISTERED PROF NURSE III	N	SR20	9	P	0.6	B	105648	105648	Y	N	0	N/A	#1
HTH 212	LS	6/28/2016	4/1/2017	58196	REGISTERED PROF NURSE III	N	SR20	9	P	0.9	B	87228	83868	Y	N	0	N/A	#1
HTH 212	LS	12/28/2015	4/1/2017	58198	REGISTERED PROF NURSE III	N	SR20	9	P	0.9	B	87228	0	Y	N	0	N/A	#1
HTH 212	LS	12/28/2015	1/9/2017	58307	REGISTERED PROF NURSE III	N	SR20	9	P	0.9	B	87228	0	Y	N	0	N/A	#1
HTH 212	LS	12/28/2015	3/1/2017	58310	REGISTERED PROF NURSE III	N	SR20	9	P	0.9	B	87228	0	Y	N	0	N/A	#1
HTH 212	LS	12/28/2015	3/1/2017	58311	REGISTERED PROF NURSE III	N	SR20	9	P	0.9	B	87228	0	Y	N	0	N/A	#1
HTH 212	LS	12/28/2015	12/16/2016	58312	REGISTERED PROF NURSE III	N	SR20	9	P	0.9	B	87228	0	Y	N	0	N/A	#1
HTH 212	LS	12/28/2015	3/1/2017	58313	REGISTERED PROF NURSE III	N	SR20	9	P	0.9	B	87228	0	Y	N	0	N/A	#1
HTH 212	LS	10/25/2016	12/20/2016	53602	NURSE AIDE ENTRY	N	HE02	10	P	0.5	B	37704	37704	Y	N	0	N/A	#1
HTH 212	LS	6/13/2016	2/1/2017	56724	NURSE AIDE FP	N	HE04	10	P	1	B	37704	37704	Y	N	0	N/A	#1
HTH 212	LS	11/1/2016	12/19/2016	57836	EMERGENCY ROOM ASST ENTRY	N	HE06	10	T	0.5	B	41976	41976	Y	N	0	N/A	#1
HTH 212	LS	9/9/2016	12/5/2016	58138	EMERGENCY ROOM ASST ENTRY	N	HE06	10	P	1	B	40368	40368	Y	N	0	N/A	#1
HTH 212	LS	3/10/2016	3/1/2017	58189	TRAUMA REGISTRAR TECH I	N	SR10	3	T	1	B	31236	31236	Y	N	0	N/A	#1
HTH 212	LS	2/6/2014	3/1/2017	32103	CLERK IV	N	SR10	3	P	1	B	28872	28836	Y	N	0	N/A	#1
HTH 212	LS	4/6/2015	2/1/2017	53762	CLERK IV	N	SR10	3	P	1	B	29988	29988	Y	N	0	N/A	#1
HTH 212	LS	9/8/2016	3/1/2017	53778	CLERK IV	N	SR10	3	P	1	B	35112	35112	Y	N	0	N/A	#1
HTH 212	LS	7/20/2015	2/1/2017	57909	CLERK IV	N	SR10	3	P	1	B	28872	28872	Y	N	0	N/A	#1
HTH 212	LS	8/13/2016	3/1/2017	19763	REGISTERED PROF NURSE III	N	SR20	9	P	1	B	98100	98100	Y	N	0	N/A	#1
HTH 212	LS	6/21/2016	3/1/2017	19772	REGISTERED PROF NURSE III	N	SR20	9	P	1	B	98100	98100	Y	N	0	N/A	#1
HTH 212	LS	6/4/2015	3/1/2017	55408	REGISTERED PROF NURSE III	N	SR20	9	P	1	B	92964	92964	Y	N	0	N/A	#1
HTH 212	LS	1/4/2014	3/1/2017	53720	OPERATING ROOM ASST ENTRY	N	HE04	10	P	1	B	37704	34836	Y	N	0	N/A	#1
HTH 212	LS	2/27/2015	12/5/2016	57910	OPERATING ROOM ASST ENTRY	N	HE04	10	T	0.5	B	38748	38748	Y	N	0	N/A	#1
HTH 212	LS	9/22/2014	4/1/2017	53718	OPERATING ROOM ASST FP	N	HE06	10	P	1	B	40368	38556	Y	N	0	N/A	#1
HTH 212	LS	10/3/2015	4/1/2017	56614	SURGICAL TECHNICIAN ENTRY	N	HE06	10	P	1	B	40368	40164	Y	N	0	N/A	#1
HTH 212	LS	1/19/2016	4/1/2017	34230	SURGICAL TECHNICIAN FP	N	HE08	10	P	1	B	43656	43440	Y	N	0	N/A	#1
HTH 212	LS	11/1/2015	4/1/2017	47265	SURGICAL TECHNICIAN FP	N	HE08	10	P	1	B	43656	43440	Y	N	0	N/A	#1
HTH 212	LS	5/1/2015	4/1/2017	55469	CENTRAL SUPPLY TECHNICIAN II	N	SR14	4	P	1	B	49968	49968	Y	N	0	N/A	#1
HTH 212	LS	5/19/2016	12/5/2016	30223	OPERATING ROOM AIDE ENTRY	N	HE02	10	P	1	B	37704	37704	Y	N	0	N/A	#1
HTH 212	LS	7/26/2016	3/1/2017	55001	OPERATING ROOM AIDE FP	N	HE04	10	P	1	B	37704	37704	Y	N	0	N/A	#1
HTH 212	LS	8/14/2015	3/1/2017	54190	REGISTERED PROF NURSE III	N	SR20	9	P	1	B	87228	83868	Y	N	0	N/A	#1
HTH 212	LS	7/30/2015	3/1/2017	57100	REGISTERED PROF NURSE III	N	SR20	9	P	1	B	96684	96684	Y	N	0	N/A	#1
HTH 212	LS	1/14/2015	3/1/2017	57102	REGISTERED PROF NURSE III	N	SR20	9	P	0.9	B	90708	90708	Y	N	0	N/A	#1
HTH 212	LS	9/1/2016	3/1/2017	53622	CLERK III	N	SR08	3	P	1	B	39492	39492	Y	N	0	N/A	#1
HTH 212	LS	4/25/2015	3/1/2017	25398	REGISTERED PROF NURSE III	N	SR20	9	P	1	B	97668	97668	Y	N	0	N/A	#1
HTH 212	LS	3/14/2016	1/10/2017	53573	REGISTERED PROF NURSE III	N	SR20	9	P	1	B	94332	94332	Y	N	0	N/A	#1
HTH 212	LS	1/16/2016	4/1/2017	58316	REGISTERED PROF NURSE III	N	SR20	9	P	1	B	87228	0	Y	N	0	N/A	#1
HTH 212	LS	1/16/2016	4/1/2017	58317	REGISTERED PROF NURSE III	N	SR20	9	P	1	B	87228	0	Y	N	0	N/A	#1
HTH 212	LS	1/16/2016	4/1/2017	109546	PER DIEM NURSE	Y		79	T	0.3	B	47.16	0	Y	N	0	N/A	#1
HTH 212	LS	10/1/2016	4/1/2017	19787	REGISTERED PROF NURSE III	N	SR20	9	P	1	B	87228	83244	Y	N	0	N/A	#1
HTH 212	LS	3/24/2014	3/1/2017	19788	REGISTERED PROF NURSE III	N	SR20	9	P	1	B	87228	83868	Y	N	0	N/A	#1
HTH 212	LS	6/16/2014	7/1/2017	30846	MEDICAL TECHNOLOGIST III	N	SR20	13	P	1	B	55584	55584	Y	N	0	N/A	#1
HTH 212	LS	10/20/2016	7/1/2017	35302	MEDICAL TECHNOLOGIST III	N	SR20	13	P	1	B	62112	62112	Y	N	0	N/A	#1
HTH 212	LS	7/25/2013	7/1/2017	19775	MEDICAL TECHNOLOGIST IV	N	SR22	23	P	1	B	64920	64920	Y	N	0	N/A	#1
HTH 212	LS	12/31/2007	7/1/2017	19776	MEDICAL TECHNOLOGIST IV	N	SR22	23	P	1	B	64920	64920	Y	N	0	N/A	#1



Hawaii Health Systems Corporation  
 Vacancy Report as of November 30, 2016

Table 12

Proj ID	Sub-Org	Date of Vacancy	Expected Fill Date	Position Number	Position Title	Exempt (Y/N)	SR Level	BU Code	Perm Temp (P/T)	FTE	MOF	Budgeted Amount	Actual Salary Last Paid	Authority to Hire (Y/N)	Occupied by 89 Day (Y/N)	# of 89 Hire Appts	Describe If Filled by other Means	Priority # To Retain
HTH 212	LS	5/15/2011	7/1/2017	19777	MEDICAL TECHNOLOGIST IV	N	SR22 13	P 1 B				54876	54876	Y	N	0	N/A	#1
HTH 212	LS	12/1/2013	7/1/2017	19778	MEDICAL TECHNOLOGIST IV	N	SR22 23	P 1 B				71712	71712	Y	N	0	N/A	#1
HTH 212	LS	12/31/2007	7/1/2017	22421	MEDICAL TECHNOLOGIST IV	N	SR22 23	P 1 B				65388	65388	Y	N	0	N/A	#1
HTH 212	LS	6/6/2016	7/1/2017	55783	IMAGING SPECIALIST IV	N	SR22 13	P 1 B				72648	72648	Y	N	0	N/A	#1
HTH 212	LS	4/1/2015	7/1/2017	56869	IMAGING SPECIALIST IV	N	SR22 13	P 1 B				69360	69360	Y	N	0	N/A	#1
HTH 212	LS	11/17/2014	7/1/2017	54464	REGISTERED PROF NURSE III	N	SR20 9	P 1 B				100104	100104	Y	N	0	N/A	#1
HTH 212	LS	1/13/2015	7/1/2017	55057	REGISTERED PROF NURSE III	N	SR20 9	P 1 B				100104	100104	Y	N	0	N/A	#1
HTH 212	LS	2/11/2014	7/1/2017	55526	REGISTERED PROF NURSE III	N	SR20 9	P 0.9 B				87228	85704	Y	N	0	N/A	#1
HTH 212	LS	12/31/2015	7/1/2017	56878	REGISTERED PROF NURSE III	N	SR20 9	P 0.9 B				87228	0	Y	N	0	N/A	#1
HTH 212	LS	5/16/2016	7/1/2017	56715	IMAGING SPECIALIST III	N	SR20 13	P 1 B				55236	55236	Y	N	0	N/A	#1
HTH 212	LS	1/13/2014	7/1/2017	55989	IMAGING SPECIALIST IV	N	SR22 13	P 1 B				65616	65616	Y	N	0	N/A	#1
HTH 212	LS	12/1/2015	7/1/2017	57058	IMAGING SPECIALIST IV	N	SR22 13	P 1 B				60012	60012	Y	N	0	N/A	#1
HTH 212	LS	2/16/2011	7/1/2017	57060	IMAGING SPECIALIST IV	N	SR22 13	P 1 B				49056	0	Y	N	0	N/A	#1
HTH 212	LS	10/2/2015	REDESCRIPTION	56255	REGISTERED PROF NURSE III	N	SR20 9	P 1 B				99108	99108	Y	N	0	N/A	#1
HTH 212	LS	5/16/2015	UNDER MGMT REVIEW	109525	PERFUSIONIST	N		0 P 1 B				250500	0	Y	N	0	N/A	#1
HTH 212	LS	5/16/2015	UNDER MGMT REVIEW	109526	PERFUSIONIST	N		0 P 1 B				250500	0	Y	N	0	N/A	#1
HTH 212	LS	10/1/2015	3/1/2017	54509	CLERK III	N	SR08 3	P 1 B				33720	33720	Y	N	0	N/A	#1
HTH 212	LS	7/22/2016	3/1/2017	54512	CLERK III	N	SR08 3	P 1 B				29988	29988	Y	N	0	N/A	#1
HTH 212	LS	8/13/2016	3/1/2017	54510	CLERK IV	N	SR10 3	P 1 B				33720	33720	Y	N	0	N/A	#1
HTH 212	LS	1/4/2016	3/1/2017	54507	CLERICAL SUPERVISOR III	N	SR14 4	P 1 B				35112	35112	Y	N	0	N/A	#1
HTH 212	LS	5/17/2016	4/1/2017	55793	IMAGING TECHNOLOGIST	N	SR16 3	P 1 B				54732	54732	Y	N	0	N/A	#1
HTH 212	LS	1/23/2015	4/1/2017	54458	IMAGING SPECIALIST II	N	SR18 13	P 1 B				53040	53040	Y	N	0	N/A	#1
HTH 212	LS	2/16/2015	4/1/2017	55415	IMAGING SPECIALIST II	N	SR18 13	P 1 B				54552	54552	Y	N	0	N/A	#1
HTH 212	LS	10/24/2015	5/1/2017	55416	IMAGING SPECIALIST II	N	SR18 13	P 1 B				56424	56424	Y	N	0	N/A	#1
HTH 212	LS	7/1/2005	5/1/2017	55438	IMAGING SPECIALIST II	N	SR18 13	T 0.3 B				25.5	25.5	Y	N	0	N/A	#1
HTH 212	LS	9/10/2015	5/1/2017	55576	IMAGING SPECIALIST II	N	SR18 13	P 1 B				57576	57576	Y	N	0	N/A	#1
HTH 212	LS	7/3/2006	7/1/2017	55773	IMAGING SPECIALIST II	N	SR18 13	T 0.3 B				25.5	25.5	Y	N	0	N/A	#1
HTH 212	LS	11/16/2016	7/1/2017	58324	IMAGING SPECIALIST II	N	SR18 13	T 1 B				41964	0	Y	N	0	N/A	#1
HTH 212	LS	11/16/2016	7/1/2017	58325	IMAGING SPECIALIST II	N	SR18 13	T 0.5 B				41964	0	Y	N	0	N/A	#1
HTH 212	LS	4/3/2016	4/1/2017	57057	CLERK IV	N	SR10 3	P 1 B				33720	33720	Y	N	0	N/A	#1
HTH 212	LS	10/21/2016	4/1/2017	57456	CLERK IV	N	SR10 3	P 1 B				32460	32460	Y	N	0	N/A	#1
HTH 212	LS	4/16/2014	UNDER MGMT REVIEW	56245	DIR OF CARDIOVASCULAR SVCS	Y	EM05 35	P 1 B				113459.88	113459.88	Y	N	0	N/A	#1
HTH 212	LS	1/6/2016	3/1/2017	109260	PER DIEM NURSE	Y		79 T 0.3 B				47.16	45.35	Y	N	0	N/A	#1
HTH 212	LS	1/12/2016	3/1/2017	57121	REGISTERED PROF NURSE III	N	SR20 9	P 0.9 B				94332	94332	Y	N	0	N/A	#1
HTH 212	LS	3/7/2016	3/1/2017	57123	REGISTERED PROF NURSE III	N	SR20 9	P 0.6 B				96684	96684	Y	N	0	N/A	#1
HTH 212	LS	8/4/2016	12/16/2016	35274	IMAGING SPECIALIST V	N	SR24 13	P 1 B				72648	72648	Y	N	0	N/A	#1
HTH 212	LS	7/3/2006	7/1/2017	55774	IMAGING SPECIALIST IV	N	SR22 13	T 0.3 B				32.3	32.3	Y	N	0	N/A	#1
HTH 212	LS	7/3/2016	7/1/2017	21593	IMAGING SPECIALIST V	N	SR24 13	P 1 B				81756	81756	Y	N	0	N/A	#1
HTH 212	LS	12/1/2015	7/1/2017	55776	IMAGING SPECIALIST IV	N	SR22 13	P 1 B				70188	70188	Y	N	0	N/A	#1
HTH 212	LS	4/21/2016	7/1/2017	55777	IMAGING SPECIALIST IV	N	SR22 13	P 1 B				72648	72648	Y	N	0	N/A	#1
HTH 212	LS	7/3/2006	7/1/2017	55781	IMAGING SPECIALIST IV	N	SR22 13	T 0.3 B				35	35	Y	N	0	N/A	#1
HTH 212	LS	2/16/2015	7/1/2017	58136	IMAGING SPECIALIST IV	N	SR22 13	P 1 B				49056	0	Y	N	0	N/A	#1
HTH 212	LS	7/3/2006	7/1/2017	55775	IMAGING SPECIALIST IV	N	SR22 13	T 0.3 B				29.51	29.51	Y	N	0	N/A	#1
HTH 212	LS	11/9/2016	7/1/2017	55789	IMAGING SPECIALIST IV	N	SR22 13	P 1 B				62112	62112	Y	N	0	N/A	#1
HTH 212	LS	9/10/2016	3/1/2017	19878	PHARMACY TECHNICIAN FP	N	HE06 10	P 1 B				41976	41976	Y	N	0	N/A	#1
HTH 212	LS	9/27/2016	4/1/2017	42275	RESPIRATORY THERAPY TECH FP	N	HE12 10	P 1 B				57840	57840	Y	N	0	N/A	#1
HTH 212	LS	8/20/2015	4/1/2017	53664	RESPIRATORY THERAPY TECH FP	N	HE12 10	P 1 B				58848	58848	Y	N	0	N/A	#1
HTH 212	LS	12/31/2015	4/1/2017	53965	RESPIRATORY THERAPY TECH FP	N	HE12 10	P 1 B				55452	55176	Y	N	0	N/A	#1
HTH 212	LS	6/2/2015	7/1/2017	55459	REGISTERED PROF NURSE III	N	SR20 9	P 0.9 B				87228	80640	Y	N	0	N/A	#1
HTH 212	LS	10/1/2013	7/1/2017	56871	REGISTERED PROF NURSE III	N	SR20 9	T 1 B				87228	83616	Y	N	0	N/A	#1
HTH 212	LS	8/13/2007	7/1/2017	53838	REGISTERED PROF NURSE IV	N	SR22 29	P 1 B				96156	77280	Y	N	0	N/A	#1
HTH 212	LS	8/2/2016	1/9/2017	56526	REGISTERED PROF NURSE III	N	SR20 9	P 0.8 B				100548	100548	Y	N	0	N/A	#1
HTH 212	LS	12/11/2015	2/1/2017	109337	PER DIEM NURSE	Y		79 T 0.3 B				47.16	45.35	Y	N	0	N/A	#1
HTH 212	LS	5/1/2014	UNDER MGMT REVIEW	56728	REHABILITATION SVCS MGR	N	SR26 23	P 1 B				96372	96372	Y	N	0	N/A	#1
HTH 212	LS	6/2/2015	3/1/2017	54768	PHYSICAL THERAPIST ASST FP	N	HE10 10	P 1 B				58056	58056	Y	N	0	N/A	#1
HTH 212	LS	8/16/2014	3/1/2017	55080	PHYSICAL THERAPIST ASST FP	N	HE10 10	P 1 B				54900	54900	Y	N	0	N/A	#1
HTH 212	LS	5/3/2016	3/1/2017	56527	PHYSICAL THERAPIST ASST FP	N	HE10 10	P 1 B				51180	51180	Y	N	0	N/A	#1
HTH 212	LS	7/31/2015	3/1/2017	55251	PHYSICAL THERAPIST III	N	SR20 13	P 1 B				62400	62400	Y	N	0	N/A	#1
HTH 212	LS	12/1/2005	1/4/2017	55585	PHYSICAL THERAPIST III	N	SR20 13	T 0.3 B				35	35	Y	N	0	N/A	#1
HTH 212	LS	7/16/2006	4/1/2017	55871	PHYSICAL THERAPIST III	N	SR20 13	T 0.3 B				35	35	Y	N	0	N/A	#1
HTH 212	LS	6/16/2012	4/1/2017	57461	PHYSICAL THERAPIST III	N	SR20 13	T 1 B				67344	67344	Y	N	0	N/A	#1
HTH 212	LS	5/1/2015	4/1/2017	19789	PHYSICAL THERAPIST IV	N	SR22 23	P 1 B				71076	71076	Y	N	0	N/A	#1
HTH 212	LS	1/1/2006	7/1/2017	55609	SPEECH PATHOLOGIST IV	N	SR22 13	T 0.3 B				35	35	Y	N	0	N/A	#1
HTH 212	LS	1/5/2016	7/1/2017	56532	SPEECH PATHOLOGIST IV	N	SR22 13	P 1 B				70188	70188	Y	N	0	N/A	#1
HTH 212	LS	5/1/2016	7/1/2017	46528	OCCUP THERAPY ASST FP	N	HE10 10	P 1 B				55452	55452	Y	N	0	N/A	#1
HTH 212	LS	10/1/2015	7/1/2017	57458	OCCUP THERAPY ASST FP	N	HE10 10	P 1 B				57696	57696	Y	N	0	N/A	#1
HTH 212	LS	3/2/2014	7/1/2017	36141	OCCUPATIONAL THERAPIST III	N	SR20 13	P 1 B				74028	74028	Y	N	0	N/A	#1
HTH 212	LS	6/16/2012	7/1/2017	57460	OCCUPATIONAL THERAPIST III	N	SR20 13	T 0.3 B				35	35	Y	N	0	N/A	#1

Hawaii Health Systems Corporation  
 Vacancy Report as of November 30, 2016

Table 12

Prog ID	Sub-Org	Date of Vacancy	Expected Fill Date	Position Number	Position Title	Exempt (Y/N)	SR Level	BL Code	Perm Temp (P/T)	FTE	MOF	Budgeted Amount	Actual Salary Last Paid	Authority to Hire (Y/N)	Occupied by 89 Day Hire (Y/N)	# of 89 Day Appts	Describe if Filled by other Means	Priority # to Retain
HTH 212	LS	5/1/2014	7/1/2017	57924	OCCUPATIONAL THERAPIST III	N	SR20	13	T	1	B	45348	0	Y	N	0	N/A	#1
HTH 212	LS	2/16/2016	7/1/2017	55384	RECREATIONAL AIDE FP	N	HE06	10	P	1	B	40368	40368	Y	N	0	N/A	#1
HTH 212	LS	6/9/2016	7/1/2017	57558	CLERK IV	N	SR10	3	P	1	B	32460	32460	Y	N	0	N/A	#1
HTH 212	LS	6/12/2013	7/1/2017	55733	CASHIER CLERK	N	SR08	3	P	0.5	B	26700	12,84	Y	N	0	N/A	#1
HTH 212	LS	1/23/2013	7/1/2017	55737	INSTITUTION FOOD SVCS MGR III	N	F208	2	P	1	B	57624	51000	Y	N	0	N/A	#1
HTH 212	LS	2/26/2014	3/1/2017	19842	LAUNDRY HELPER I	N	BC02	1	P	1	B	38160	33888	Y	N	0	N/A	#1
HTH 212	LS	3/14/2016	4/1/2017	55924	LAUNDRY HELPER I	N	BC02	1	P	1	B	38160	36684	Y	N	0	N/A	#1
HTH 212	LS	7/1/2014	4/1/2017	19843	LAUNDRY WORKER I	N	BC03	1	P	1	B	39240	34848	Y	N	0	N/A	#1
HTH 212	LS	7/1/2016	4/1/2017	55974	LAUNDRY WORKER II	N	BC03	1	P	1	B	42012	41184	Y	N	0	N/A	#1
HTH 212	LS	5/16/2015	7/1/2017	54999	SOCIAL WORKER IV	N	SR22	13	P	1	B	57624	57624	Y	N	0	N/A	#1
HTH 212	LS	10/4/2016	7/1/2017	55899	SOCIAL WORKER IV	N	SR22	13	P	1	B	51036	51036	Y	N	0	N/A	#1
HTH 212	LS	9/1/2015	7/1/2017	56380	SOCIAL WORKER IV	N	SR22	13	P	1	B	67608	67608	Y	N	0	N/A	#1
HTH 212	LS	7/1/2016	7/1/2017	57206	SOCIAL WORKER IV	N	SR22	13	P	1	B	49056	49056	Y	N	0	N/A	#1
HTH 212	LS	1/25/2016	7/1/2017	58318	SOCIAL WORKER IV	N	SR22	13	P	1	B	49056	0	Y	N	0	N/A	#1
HTH 212	LS	5/29/2016	3/1/2017	55955	CENTRAL SUPPLY AIDE I	N	SR06	3	P	1	B	31236	31236	Y	N	0	N/A	#1
HTH 212	LS	10/1/2016	4/1/2017	54994	PROCUREMENT & SUPPLY SPLCT I	N	SR16	13	P	1	B	45348	45348	Y	N	0	N/A	#1
HTH 212	LS	4/30/2016	2/6/2017	55348	MATERIALS MGMT SPLCT V	N	SR24	23	P	1	B	78624	78624	Y	N	0	N/A	#1
HTH 212	LS	6/15/2016	3/1/2017	44404	HOSPITAL SECURITY OFFICER I	N	SR14	3	P	1	B	35112	35112	Y	N	0	N/A	#1
HTH 212	LS	10/16/2015	3/1/2017	55571	HOSPITAL SECURITY OFFICER I	N	SR14	3	P	1	B	36468	36468	Y	N	0	N/A	#1
HTH 212	LS	10/1/2016	4/1/2017	55573	HOSPITAL SECURITY OFFICER I	N	SR14	3	P	1	B	41064	41064	Y	N	0	N/A	#1
HTH 212	LS	5/1/2010	5/1/2017	56784	HOSPITAL SECURITY OFFICER I	N	SR14	3	T	0.3	B	16.21	16.21	Y	N	0	N/A	#1
HTH 212	LS	5/1/2010	5/1/2017	56785	HOSPITAL SECURITY OFFICER I	N	SR14	3	T	0.3	B	16.21	16.21	Y	N	0	N/A	#1
HTH 212	LS	4/23/2015	5/1/2017	55647	HOSPITAL SECURITY OFFICER II	N	SR16	3	P	1	B	42684	42684	Y	N	0	N/A	#1
HTH 212	LS	4/1/2013	4/1/2017	57703	HOSPITAL SECURITY OFFICER II	N	SR16	3	P	1	B	36468	0	Y	N	0	N/A	#1
HTH 212	LS	7/1/2016	4/1/2017	38072	HOSPITAL SECURITY OFFICER III	N	SR18	4	P	1	B	56172	56172	Y	N	0	N/A	#1
HTH 212	LS	8/26/2016	3/1/2017	19835	ENVIRON SVCS WKR II	N	BC02	1	P	1	B	38160	37416	Y	N	0	N/A	#1
HTH 212	LS	4/16/2016	3/1/2017	31941	ENVIRON SVCS WKR II	N	BC02	1	P	1	B	38160	36684	Y	N	0	N/A	#1
HTH 212	LS	3/22/2016	3/1/2017	31947	ENVIRON SVCS WKR II	N	BC02	1	P	1	B	38160	36684	Y	N	0	N/A	#1
HTH 212	LS	9/30/2013	4/1/2017	53606	ENVIRON SVCS WKR II	N	BC02	1	P	1	B	38160	33888	Y	N	0	N/A	#1
HTH 212	LS	10/1/2016	4/1/2017	53609	ENVIRON SVCS WKR II	N	BC02	1	P	1	B	38160	37416	Y	N	0	N/A	#1
HTH 212	LS	7/26/2014	4/1/2017	53610	ENVIRON SVCS WKR II	N	BC02	1	P	1	B	38160	34560	Y	N	0	N/A	#1
HTH 212	LS	4/16/2015	5/1/2017	54729	ENVIRON SVCS WKR II	N	BC02	1	P	1	B	38160	35256	Y	N	0	N/A	#1
HTH 212	LS	5/31/2016	5/1/2017	54732	ENVIRON SVCS WKR II	N	BC02	1	P	1	B	38160	37416	Y	N	0	N/A	#1
HTH 212	LS	2/13/2016	5/1/2017	57377	ENVIRON SVCS WKR II	N	BC02	1	P	1	B	38160	36684	Y	N	0	N/A	#1
HTH 212	LS	5/14/2012	3/1/2017	55919	ENVIRON SVCS WKR III	N	BC02	1	P	1	B	40824	36252	Y	N	0	N/A	#1
HTH 212	LS	7/7/2015	5/1/2017	55920	ENVIRON SVCS WKR III	N	BC02	1	P	1	B	40824	35964	Y	N	0	N/A	#1
HTH 212	LS	7/29/2015	7/1/2017	53902	ENVIRON SVCS SUPERVISOR I	N	F102	2	P	1	B	43080	35964	Y	N	0	N/A	#1
HTH 212	LS	6/1/2016	3/1/2017	54684	CLERK IV	N	SR10	3	P	1	B	33720	33720	Y	N	0	N/A	#1
HTH 212	LS	10/1/2016	7/1/2017	19818	INSTITUTION FACILITIES SUPT II	N	SR24	4	P	1	B	80016	80016	Y	N	0	N/A	#1
HTH 212	LS	3/16/2013	7/1/2017	55971	FACILITIES OPTNS MGR	N	SR26	23	P	1	B	82128	82128	Y	N	0	N/A	#1
HTH 212	LS	9/16/2016	7/1/2017	53994	ELECTRICIAN I	N	BC10	1	P	1	B	53112	52068	Y	N	0	N/A	#1
HTH 212	LS	6/21/2013	4/1/2017	53992	CONSTR & MAINT WORKER I	N	BC09	1	P	1	B	51168	44544	Y	N	0	N/A	#1
HTH 212	LS	1/31/2015	7/1/2017	56051	BLDG & GRDS SUPVR I	N	F109	2	P	1	B	57036	56016	Y	N	0	N/A	#1
HTH 212	LS	10/1/2015	7/1/2017	57213	BLDG & GRDS SUPVR II	N	F209	2	P	1	B	60804	57300	Y	N	0	N/A	#1
HTH 212	LS	4/1/2016	4/1/2017	55087	BLDG MAINT WORKER I	N	BC09	1	P	1	B	51168	49176	Y	N	0	N/A	#1
HTH 212	LS	11/16/2016	4/1/2017	56177	BLDG MAINT WORKER I	N	BC09	1	P	1	B	51168	51168	Y	N	0	N/A	#1
HTH 212	LS	7/1/2016	3/1/2017	33954	BLDG & GRDS UTILITY WORKER	N	BC05	1	P	1	B	42456	41628	Y	N	0	N/A	#1
HTH 212	LS	9/16/2015	5/1/2017	19822	AUTOMOTIVE MECHANIC I	N	BC10	1	P	1	B	53112	25.03	Y	N	0	N/A	#1
HTH 212	LS	10/24/2015	5/1/2017	56272	VAN DRIVER	N	BC05	1	P	0.5	B	42456	40008	Y	N	0	N/A	#1
HTH 212	LS	5/1/2007	7/1/2017	22827	AIR CONDITIONING MECHANIC I	N	BC10	1	P	1	B	53112	41364	Y	N	0	N/A	#1
HTH 212	LS	7/1/2016	7/1/2017	19820	BIOMED ENG TECH III	N	BC14	1	P	1	B	61512	60300	Y	N	0	N/A	#1
HTH 212	LS	7/1/2016	7/1/2017	45279	BIOMED ENG TECH III	N	BC14	1	P	1	B	61512	60300	Y	N	0	N/A	#1
HTH 212	LS	8/25/2016	7/1/2017	54923	BIOMED ENG TECH III	N	BC14	1	P	1	B	61512	60300	Y	N	0	N/A	#1
HTH 212	LS	3/29/2016	7/1/2017	55969	COMMUNITY REL COORDINATOR	N	SR24	13	P	1	B	81756	81756	Y	N	0	N/A	#1
HTH 212	LS	1/5/2016	7/1/2017	55696	INFORMATION SYSTEMS SPLCT I	N	SR16	13	P	1	B	38772	37464	Y	N	0	N/A	#1
HTH 212	LS	9/1/2014	7/1/2017	57996	INFORMATION SYSTEMS SPLCT I	N	SR16	13	P	1	B	38772	0	Y	N	0	N/A	#1
HTH 212	LS	9/16/2015	7/1/2017	44914	INFORMATION SYSTEMS SPLCT III	N	SR20	13	P	1	B	49308	49308	Y	N	0	N/A	#1
HTH 212	LS	1/1/2016	7/1/2017	47191	INFORMATION SYSTEMS SPLCT III	N	SR20	13	P	1	B	47400	47400	Y	N	0	N/A	#1
HTH 212	LS	5/16/2016	7/1/2017	53896	INFORMATION SYSTEMS SPLCT V	N	SR24	13	P	1	B	67188	67188	Y	N	0	N/A	#1
HTH 212	LS	4/27/2015	7/1/2017	54907	INFORMATION SYSTEMS SPLCT V	N	SR24	13	P	1	B	60012	60012	Y	N	0	N/A	#1
HTH 212	LS	9/1/2014	7/1/2017	57995	INFORMATION SYSTEMS SPLCT V	N	SR24	13	P	1	B	55236	0	Y	N	0	N/A	#1
HTH 212	LS	1/16/2015	7/1/2017	57219	INFORMATION SYSTEMS SPLCT VI	N	SR26	23	P	1	B	73032	73032	Y	N	0	N/A	#1
HTH 212	LS	12/1/2015	3/6/2017	55769	SENIOR CONTRACTS MANAGER	N	EM05	35	P	1	B	100000	92441.04	Y	N	0	N/A	#1
HTH 212	LS	11/16/2016	3/1/2017	54033	PRE AUDIT CLERK I	N	SR11	3	P	1	B	32460	32460	Y	N	0	N/A	#1
HTH 212	LS	1/1/2016	7/1/2017	19847	ACCOUNTANT V	N	SR24	23	P	1	B	70188	70188	Y	N	0	N/A	#1
HTH 212	LS	10/30/2015	7/1/2017	57987	PRE AUDIT CLERK I	N	SR11	3	P	0.5	B	36468	36468	Y	N	0	N/A	#1
HTH 212	LS	6/23/2016	3/1/2017	36138	CLERK IV	N	SR10	3	P	1	B	28872	28872	Y	N	0	N/A	#1
HTH 212	LS	4/30/2016	3/1/2017	42184	CLERK IV	N	SR10	3	P	1	B	31236	31236	Y	N	0	N/A	#1

Hawaii Health Systems Corporation  
 Vacancy Report as of November 30, 2016

Table 12

Prog ID	Sub-Org	Date of Vacancy	Expected Fill Date	Position Number	Position Title	Exempt (Y/N)	SR Level	BU Code	Perm (P/T)	FTE	MOF	Budgeted Amount	Actual Salary Last Paid	Authority to Hire (Y/N)	Occupied by 89 Day Hire (Y/N)	# of 89 Day Hire	Describe if Filled by other Means	Priority # to Retain	
HTH 212	LS	5/2/2015	4/1/2017	31785	PATIENT ACCOUNT REP I	N	SR11	3	P	1	B	33720	33720	N		0	N/A	#1	
HTH 212	LS	1/15/2016	4/1/2017	53616	PATIENT ACCOUNT REP I	N	SR11	3	P	1	B	35112	35112	N		0	N/A	#1	
HTH 212	LS	12/17/2013	4/1/2017	54024	PATIENT ACCOUNT REP I	N	SR11	3	P	1	B	36516	36516	N		0	N/A	#1	
HTH 212	LS	1/20/2016	12/19/2016	55154	PATIENT ACCOUNT REP I	N	SR11	3	P	1	B	41064	41064	N		0	N/A	#1	
HTH 212	LS	3/21/2016	7/1/2017	44521	PATIENT ACCOUNT REP II	N	SR13	3	P	1	B	36468	36468	N		0	N/A	#1	
HTH 212	LS	4/1/2016	7/1/2017	55147	PATIENT ACCOUNT REP II	N	SR13	3	P	1	B	44388	44388	N		0	N/A	#1	
HTH 212	LS	7/1/2016	7/1/2017	55148	PATIENT ACCOUNT REP II	N	SR13	3	P	1	B	39492	39492	N		0	N/A	#1	
HTH 212	LS	3/21/2016	7/1/2017	56998	PATIENT ACCOUNT REP III	N	SR15	3	P	1	B	44388	44388	N		0	N/A	#1	
HTH 212	LS	11/21/2016	7/1/2017	56995	HOSP REV RECOVERY COORD IV	N	SR22	13	P	1	B	51036	51036	N		0	N/A	#1	
HTH 212	LS	10/5/2016	7/1/2017	56620	PATIENT ACCOUNT REP II	N	SR13	3	P	1	B	37980	37980	N		0	N/A	#1	
HTH 212	LS	4/15/2016	1/23/2017	57562	PATIENT ACCOUNT REP II	N	SR13	3	P	1	B	33720	33720	N		0	N/A	#1	
HTH 212	LS	9/21/2016	3/1/2017	57023	PATIENT ACCESS REP I	N	SR11	3	P	1	B	37980	37980	N		0	N/A	#1	
HTH 212	LS	6/13/2016	3/1/2017	57025	PATIENT ACCESS REP I	N	SR11	3	P	1	B	33720	33720	N		0	N/A	#1	
HTH 212	LS	6/13/2016	3/1/2017	57034	PATIENT ACCESS REP I	N	SR11	3	P	1	B	35112	35112	N		0	N/A	#1	
HTH 212	LS	3/29/2016	4/1/2017	57038	PATIENT ACCESS REP I	N	SR11	3	P	1	B	33720	33720	N		0	N/A	#1	
HTH 212	LS	9/20/2016	4/1/2017	57040	PATIENT ACCESS REP I	N	SR11	3	P	1	B	36468	36468	N		0	N/A	#1	
HTH 212	LS	6/25/2016	5/1/2017	57047	PATIENT ACCESS REP I	N	SR11	3	P	1	B	29988	29988	N		0	N/A	#1	
HTH 212	LS	12/31/2014	7/1/2017	57007	PATIENT ACCESS REP V	N	SR19	3	P	1	B	56172	56172	N		0	N/A	#1	
HTH 212	LS	4/30/2016	7/1/2017	53895	SECRETARY II	N	SR14	63	P	1	B	51924	51924	N		0	N/A	#1	
HTH 212	LS	12/1/2015	3/1/2017	54707	SECRETARY II	N	SR14	63	P	1	B	46188	46188	N		0	N/A	#1	
HTH 212	LS	7/1/2011	EE:RR	38641	SECRETARY IV	N	SR18	63	P	1	B	57708	57708	N		0	N/A	#1	
HTH 212	LS	11/12/2015	4/1/2017	55496	HOSP ENVIR/SAFETY OFCR IV	N	SR22	13	P	1	B	70188	70188	N		0	N/A	#1	
HTH 212	LS	9/1/2016	REDESCRIPTION	55502	ADMINISTRATIVE SVCS OFFR II	N	EM03	35	P	1	B	102060	102060	N		0	N/A	#1	
HTH 212	LS	11/1/2016	12/19/2016	109577	ASST ADMR-CHIEF OPER OFCR	Y		0	T	1	B	15000	0	N		0	N/A	#1	
HTH 212	LS	1/1/2016	REDESCRIPTION	109495	ASST ADMR-CHIEF CLINICAL AFFRS	Y		0	T	0.3	B	300000	160	N		0	N/A	#1	
HTH 212	LS	5/17/2016	N/A	55295	CLERK IV	N	SR10	3	P	1	B	abolished	35112						
HTH 212	LS	11/26/2016	3/1/2017	19871	CLERK IV	N	SR10	3	P	1	B	33720	33720	N		0	N/A	#1	
HTH 212	LS	9/10/2016	12/19/2016	53710	HUMAN RESOURCES CLERK III	N	SR09	63	P	1	B	31236	31236	N		0	N/A	#1	
HTH 212	LS	9/27/2016	12/16/2016	54822	HUMAN RESOURCES SPECIALIST III	N	SR20	73	P	1	B	57432	49056	N		0	N/A	#1	
HTH 212	LS	4/25/2015	1/9/2017	56769	HUMAN RESOURCES SPECIALIST VI	N	SR26	93	P	1	B	62424	62424	N		0	N/A	#1	
HTH 212	LS	8/1/2016	7/1/2017	56986	MEDICAL TRANSCRIPTIONIST IV	N	SR16	3	P	1	B	58416	58416	N		0	N/A	#1	
HTH 212	LS	8/29/2016	3/1/2017	57383	HEALTH INFO CLK I	N	SR08	3	T	1	B	26700	26700	N		0	N/A	#1	
HTH 212	LS	5/1/2012	3/1/2017	57447	HEALTH INFO CLK I	N	SR08	3	T	1	B	26700	0	N		0	N/A	#1	
HTH 212	LS	7/16/2015	12/12/2016	58183	HEALTH INFO CLK I	N	SR08	3	T	1	B	26700	12.84	N		0	N/A	#1	
HTH 212	LS	8/16/2016	4/1/2017	53970	HEALTH INFO TECH I	N	SR11	3	P	1	B	33720	33720	N		0	N/A	#1	
HTH 212	LS	11/1/2016	4/1/2017	56984	HEALTH INFO TECH II	N	SR13	3	P	1	B	36468	36468	N		0	N/A	#1	
HTH 212	LS	7/16/2015	7/1/2017	58181	CODER I	N	SR13	3	T	1	B	32460	0	N		0	N/A	#1	
HTH 212	LS	7/16/2015	7/1/2017	58182	CODER I	N	SR13	3	T	1	B	32460	0	N		0	N/A	#1	
HTH 212	LS	3/16/2016	7/1/2017	56988	CODER III	N	SR17	3	P	1	B	46188	46188	N		0	N/A	#1	
HTH 212	LS	12/1/2010	12/5/2016	36521	HEALTH INFO SPLCLST II	N	SR18	13	P	1	B	56712	56712	N		0	N/A	#1	
HTH 212	LS	12/8/2015	7/1/2017	19791	HEALTH INFO ADMR	N	SR24	23	P	1	B	75960	75960	N		0	N/A	#1	
HTH 212	LS	1/13/2016	3/1/2017	57220	CLERK IV	N	SR10	3	T	1	B	28872	28872	N		0	N/A	#1	
HTH 212	LS	6/1/2015	3/1/2017	22662	SECRETARY I	N	SR12	3	P	1	B	36468	36468	N		0	N/A	#1	
HTH 212	LS	1/11/2016	3/1/2017	29044	SECRETARY I	N	SR12	3	P	1	B	41064	41064	N		0	N/A	#1	
HTH 212	LS	8/28/2014	7/1/2017	55274	MEDICAL STAFF SVCS DIR	N	SR26	93	P	1	B	82140	82140	N		0	N/A	#1	
HTH 212	LS	12/31/2014	7/1/2017	108882	CHIEF MEDICAL OFFICER	Y		0	P	1	B	226000	178516	N		0	N/A	#1	
HTH 212	LS	12/19/2015	7/1/2017	56017	MANAGEMENT ANALYST II	N	SR18	13	P	1	B	43812	43812	N		0	N/A	#1	
HTH 212	LS	11/7/2016	7/1/2017	57457	HOSPITAL MANAGEMENT OFFICER	N	EM07	35	P	1	B	115655	115655.04	N		0	N/A	#1	
HTH 212	LS	12/20/2013	7/1/2017	109484	STAFF PHYSICIAN	Y		0	T	1	B	250500	0	N		0	N/A	#1	
HTH 212	LS	4/16/2014	7/1/2017	109494	STAFF PHYSICIAN	Y		0	T	0.3	B	250500	0	N		0	N/A	#1	
HTH 212	LS	11/16/2015	7/1/2017	109468	PHYSICIAN (EXTENDER)	Y		0	T	0.3	B	250500	50	N		0	N/A	#1	
HTH 212	LS	4/1/2013	7/1/2017	109462	PHYSICIAN (EXTENDER)	Y		0	P	1	B	250500	0	N		0	N/A	#1	
HTH 212	LS	10/20/2015	7/1/2017	109366	STAFF PHYSICIAN	Y		0	P	1	B	325000	325000	N		0	N/A	#1	
HTH 212	LS	1/10/2015	7/1/2017	109374	STAFF PHYSICIAN	Y		0	P	1	B	350000	350000	N		0	N/A	#1	
HTH 212	LS	8/14/2016	7/1/2017	109379	STAFF PHYSICIAN	Y		0	T	0.3	B	250500	192	N		0	N/A	#1	
HTH 212	LS	2/1/2016	7/1/2017	109269	STAFF SURGEON	Y		0	P	1	B	490000	490000	N		0	N/A	#1	
HTH 212	LS	1/1/2013	7/1/2017	109460	STAFF SURGEON	Y		0	T	0.3	B	250500	0	N		0	N/A	#1	
HTH 212	LS	3/1/2014	7/1/2017	109490	STAFF SURGEON	Y		0	P	1	B	250500	0	N		0	N/A	#1	
HTH 212	LS	3/1/2016	7/1/2017	109488	STAFF PHYSICIAN	Y		0	P	1	B	430000	430000	N		0	N/A	#1	
HTH 212	LS	7/1/2016	7/1/2017	109496	STAFF PHYSICIAN	Y		0	P	1	B	350000	350000	N		0	N/A	#1	
HTH 212	LS	7/1/2016	7/1/2017	109493	STAFF SURGEON	Y		0	P	1	B	786000	786000	N		0	N/A	#1	
HTH 212	LS	9/16/2015	7/1/2017	109531	STAFF SURGEON	Y		0	P	1	B	250500	0	N		0	N/A	#1	
HTH 212	LS	7/1/2016	7/1/2017	109514	PHYSICIAN (EXTENDER)	Y		0	P	1	B	250500	130000	N		0	N/A	#1	
HTH 212	LS	1/26/2016	7/1/2017	109544	MEDICAL DIRECTOR	Y		0	P	1	B	226000	0	N		0	N/A	#1	
HTH 212	LS	1/26/2016	7/1/2017	109545	STAFF SURGEON	Y		0	P	1	B	250500	0	N		0	N/A	#1	
HTH 212	LS	3/1/2016	7/1/2017	55489	CLERK IV	N	SR10	3	P	1	B	42684	42684	N		0	N/A	#1	
HTH 212	LS	11/28/2016	12/26/2016	54980	REGISTERED PROF NURSE VI	N	SR24	29	P	0.9	B	119940	119940	N		0	N/A	#1	
HTH 212	LS	5/1/2014	7/1/2017	55270	REGISTERED PROF NURSE VI	N	SR24	29	P	1	B	107400	107400	N		0	N/A	#1	



Hawaii Health Systems Corporation  
 Vacancy Report as of November 30, 2016

Table 12

Prog ID	Sub-Grp	Date of Vacancy	Expected Fill Date	Position Number	Position Title	Exempt (Y/N)	SR Level	BU Code	Perm Term (P/T)	FTE	MOF	Budgeted Amount	Actual Salary Last Paid	Authority to Hire (Y/N)	Occupied by 89 Day Hire (Y/N)	# of 89 Day Appoints	Describes if Filled by other Means	Priority # to Retain	
HTH 212	LS	5/29/2015	6/1/2017	57107	REGISTERED PROF NURSE VI		N	SR24	29	P	0.75	B	110892	110892	Y	N	0	N/A	#1
HTH 212	LS	12/3/2015	6/1/2017	108891	PER DIEM NURSE	Y		79	T	0.3	B	47.16	45.35	Y	N	0	N/A	#1	
HTH 212	LS	10/26/2016	6/1/2017	108612	PER DIEM CNA	Y		10	T	0.3	B	19.41	19.41	Y	N	0	N/A	#1	
HTH 212	LS	11/29/2016	N/A	109016	PER DIEM CNA	Y		10	T	0.3	B	19.41	19.41	Y	N	0	N/A	#1	
HTH 212	LS	11/29/2016	N/A	109017	PER DIEM CNA	Y		10	T	0.3	B	19.41	19.41	Y	N	0	N/A	#1	
HTH 212	LS	11/15/2014	3/1/2017	109444	PER DIEM CNA	Y		10	T	0.3	B	19.41	19.21	Y	N	0	N/A	#1	
HTH 212	LS	7/30/2015	3/1/2017	58190	CLERK IV	N	SR10	3	T	1	B	28872	0	Y	N	0	N/A	#1	
HTH 212	LS	4/1/2016	3/1/2017	56365	REGISTERED PROF NURSE II	N	SR18	9	P	0.9	B	73368	70548	Y	N	0	N/A	#1	
HTH 212	LS	2/16/2016	3/1/2017	55061	REGISTERED PROF NURSE III	N	SR20	9	P	0.9	B	94332	94332	Y	N	0	N/A	#1	
HTH 212	LS	1/14/2016	EE:RR	55625	REGISTERED PROF NURSE III	N	SR20	9	P	0.9	B	94332	94332	Y	N	0	N/A	#1	
HTH 212	LS	5/16/2016	2/8/2017	55626	REGISTERED PROF NURSE III	N	SR20	9	P	0.6	B	96684	96684	Y	N	0	N/A	#1	
HTH 212	LS	11/25/2016	4/1/2017	55629	REGISTERED PROF NURSE III	N	SR20	9	P	0.9	B	87228	87228	Y	N	0	N/A	#1	
HTH 212	LS	4/19/2015	EE:RR	56367	REGISTERED PROF NURSE III	N	SR20	9	P	0.6	B	90708	90708	Y	N	0	N/A	#1	
HTH 212	LS	6/3/2016	4/1/2017	56368	REGISTERED PROF NURSE III	N	SR20	9	P	0.9	B	96684	96684	Y	N	0	N/A	#1	
HTH 212	LS	1/21/2016	4/1/2017	57553	REGISTERED PROF NURSE III	N	SR20	9	P	0.9	B	94332	94332	Y	N	0	N/A	#1	
HTH 212	LS	10/16/2012	4/1/2017	57555	REGISTERED PROF NURSE III	N	SR20	9	P	0.9	B	87228	0	Y	N	0	N/A	#1	
HTH 212	LS	10/1/2016	EE:RR	52191	NURSE AIDE ENTRY	N	HE02	10	P	1	B	37704	37704	Y	N	0	N/A	#1	
HTH 212	LS	8/24/2016	EE:RR	54568	NURSE AIDE ENTRY	N	HE02	10	P	1	B	37704	37704	Y	N	0	N/A	#1	
HTH 212	LS	7/30/2015	EE:RR	55226	NURSE AIDE FP	N	HE04	10	P	1	B	37704	37512	Y	N	0	N/A	#1	
HTH 212	LS	5/1/2016	12/17/2016	55227	NURSE AIDE FP	N	HE04	10	P	1	B	37704	37704	Y	N	0	N/A	#1	
HTH 212	LS	6/24/2016	3/1/2017	57714	NURSE AIDE FP	N	HE04	10	T	1	B	37704	37704	Y	N	0	N/A	#1	
HTH 212	LS	11/7/2016	1/9/2017	58322	TRANSPORTER	N	HE02	10	T	1	B	36420	0	Y	N	0	N/A	#1	
HTH 212	LS	11/7/2016	3/1/2017	58323	TRANSPORTER	N	HE02	10	T	1	B	36420	0	Y	N	0	N/A	#1	
HTH 212	LS	2/17/2016	EE:RR	53508	LICENSED PRACTICAL NURSE FP	N	HE08	10	P	1	B	43656	43656	Y	N	0	N/A	#1	
HTH 212	LS	2/20/2016	4/1/2017	55462	REGISTERED PROF NURSE III	N	SR20	9	P	1	B	94332	94332	Y	N	0	N/A	#1	
HTH 212	LS	5/17/2013	12/15/2016	32102	CLERK III	N	SR08	3	P	1	B	26700	25668	Y	N	0	N/A	#1	
HTH 212	LS	9/7/2016	3/1/2017	54209	CLERK III	N	SR08	3	P	1	B	29988	29988	Y	N	0	N/A	#1	
HTH 212	LS	11/7/2016	EE:RR	53682	REGISTERED PROF NURSE IV	N	SR22	9	P	1	B	110880	110880	Y	N	0	N/A	#1	
HTH 212	LS	11/29/2016	3/1/2017	57984	REGISTERED PROF NURSE IV	N	SR22	9	P	1	B	108180	108180	Y	N	0	N/A	#1	
HTH 212	LS	9/26/2015	7/1/2017	55413	COMPL & PRIVACY SPCLST IV	N	SR22	13	P	0.5	B	62424	62424	Y	N	0	N/A	#1	
HTH 212	LS	11/1/2016	4/1/2017	44500	CLERK IV	N	SR10	3	P	1	B	35112	35112	Y	N	0	N/A	#1	
HTH 212	LS	12/31/2015	7/1/2017	55858	CLERK IV	N	SR10	3	P	1	B	41064	41064	Y	N	0	N/A	#1	
HTH 212	LS	1/11/2014	UNDER MGMT REVIEW	56770	MEDICAL TECHNOLOGIST IV	N	SR22	13	P	1	B	58980	58980	Y	N	0	N/A	#1	
HTH 212	LS	12/1/2011	UNDER MGMT REVIEW	55933	HOSPITAL MANAGEMENT OFFICER	N	EM07	35	P	1	B	104604	101064	Y	N	0	N/A	#1	
HTH 212	LS	7/1/2016	4/1/2017	20868	REGISTERED PROF NURSE III	N	SR20	9	P	1	B	104112	104112	Y	N	0	N/A	#1	
HTH 212	LS	6/2/2016	7/1/2017	57197	REGISTERED PROF NURSE III	N	SR20	9	P	1	B	94332	94332	Y	N	0	N/A	#1	
HTH 212	LS	3/1/2016	7/1/2017	57923	REGISTERED PROF NURSE III	N	SR20	9	T	1	B	87228	87228	Y	N	0	N/A	#1	
HTH 212	LS	5/12/2003	7/1/2017	19864	CERTIFIED NURSE AIDE ENTRY	N	HE02	10	T	0.3	B	17.51	15.32	Y	N	0	N/A	#1	
HTH 212	LS	7/2/2001	7/1/2017	23644	CERTIFIED NURSE AIDE ENTRY	N	HE02	10	T	0.3	B	17.51	12.64	Y	N	0	N/A	#1	
HTH 212	LS	10/16/2013	7/1/2017	109465	PER DIEM NURSE	Y		79	T	0.3	B	47.16	0	Y	N	0	N/A	#1	
HTH 212	LS	10/16/2013	7/1/2017	109466	PER DIEM NURSE	Y		79	T	0.3	B	47.16	0	Y	N	0	N/A	#1	
HTH 212	LS	1/1/1950	7/1/2017	22642	CERTIFIED NURSE AIDE ENTRY	N	HE02	10	T	0.3	B	17.51	17.51	Y	N	0	N/A	#1	
HTH 212	LS	1/1/2005	7/1/2017	55354	CERTIFIED NURSE AIDE ENTRY	N	HE02	10	T	0.3	B	17.51	14.95	Y	N	0	N/A	#1	
HTH 212	LS	7/1/2016	7/1/2017	109270	PER DIEM NURSE	Y		79	T	0.3	B	47.16	45.35	Y	N	0	N/A	#1	
HTH 212	LS	11/26/2007	7/1/2017	23012	MEDICAL TECHNOLOGIST III	N	SR20	13	P	1	B	62424	51552	Y	N	0	N/A	#1	
HTH 212	LS	2/20/2002	7/1/2017	54778	MEDICAL TECHNOLOGIST III	N	SR20	13	T	0.3	B	30.01	30.01	Y	N	0	N/A	#1	
HTH 212	LS	2/20/2002	7/1/2017	54779	MEDICAL TECHNOLOGIST III	N	SR20	13	T	0.3	B	30.01	30.01	Y	N	0	N/A	#1	
HTH 212	LS	9/1/2006	7/1/2017	55897	IMAGING SPECIALIST II	N	SR18	13	T	0.3	B	25.5	24.66	Y	N	0	N/A	#1	
HTH 212	LS	3/25/2002	12/1/2016	54829	KITCHEN HELPER	N	BC02	1	T	0.3	B	18.35	16.75	Y	N	0	N/A	#1	
HTH 212	LS	10/9/2001	7/1/2017	54035	ENVIRON SVCS WKR II	N	BC02	1	T	0.3	B	18.35	15.98	Y	N	0	N/A	#1	
HTH 212	LS	11/1/2016	1/9/2017	23026	BLDG MAINT WORKER I	N	BC09	1	P	1	B	51168	51168	Y	N	0	N/A	#1	
HTH 212	LS	11/1/2016	2/6/2017	54034	BLDG MAINT WORKER I	N	BC09	1	P	1	B	51168	51168	Y	N	0	N/A	#1	
HTH 212	LS	10/27/2016	3/1/2017	58320	BLDG MAINT WORKER I	N	BC09	1	T	0.3	B	24.12	0	Y	N	0	N/A	#1	
HTH 212	LS	10/27/2016	3/1/2017	58321	BLDG MAINT WORKER I	N	BC09	1	T	0.3	B	24.12	0	Y	N	0	N/A	#1	
HTH 212	LS	1/1/1950	7/1/2017	54208	ACCOUNT CLERK II	N	SR08	3	T	0.3	B	12.84	12.84	Y	N	0	N/A	#1	
HTH 212	LS	6/16/2011	7/1/2017	57133	SOCIAL WORKER IV	N	SR22	13	T	0.3	B	32.46	0	Y	N	0	N/A	#1	
HTH 212	LS	4/4/2016	3/1/2017	58152	CERTIFIED NURSE AIDE FP	N	HE04	10	P	1	B	37704	37704	Y	N	0	N/A	#1	
HTH 212	LS	7/16/2015	3/1/2017	58153	CERTIFIED NURSE AIDE FP	N	HE04	10	P	1	B	37704	0	Y	N	0	N/A	#1	
HTH 212	LS	7/16/2015	3/1/2017	58154	CERTIFIED NURSE AIDE FP	N	HE04	10	P	1	B	37704	0	Y	N	0	N/A	#1	
HTH 212	LS	7/16/2015	3/1/2017	58180	CERTIFIED NURSE AIDE FP	N	HE04	10	P	1	B	37704	0	Y	N	0	N/A	#1	
HTH 212	LS	7/1/2016	2/21/2017	22747	REGISTERED PROF NURSE III	N	SR20	9	P	1	B	104112	104112	Y	N	0	N/A	#1	
HTH 212	LS	6/30/2016	3/1/2017	47774	REGISTERED PROF NURSE III	N	SR20	9	P	1	B	87228	83868	Y	N	0	N/A	#1	
HTH 212	LS	2/8/2015	1/9/2017	20060	CERTIFIED NURSE AIDE FP	N	HE04	10	P	1	B	37704	36240	Y	N	0	N/A	#1	
HTH 212	LS	11/13/2015	3/1/2017	26446	CERTIFIED NURSE AIDE FP	N	HE04	10	P	1	B	37704	36060	Y	N	0	N/A	#1	
HTH 212	LS	12/31/2014	1/9/2017	20086	CERTIFIED NURSE AIDE FP	N	HE04	10	P	1	B	37704	36060	Y	N	0	N/A	#1	
HTH 212	LS	4/16/2016	4/1/2017	53677	CERTIFIED NURSE AIDE FP	N	HE04	10	P	1	B	37704	37704	Y	N	0	N/A	#1	
HTH 212	LS	2/16/2016	3/1/2017	54781	HEALTH UNIT CLERK II	N	SR10	3	P	1	B	35112	35112	Y	N	0	N/A	#1	
HTH 212	LS	1/10/2016	2/1/2017	20103	REGISTERED PROF NURSE III	N	SR20	9	P	1	B	96684	96684	Y	N	0	N/A	#1	

Hawaii Health Systems Corporation  
 Vacancy Report as of November 30, 2016

Table 12

Prog ID	Sub-Orig	Date of Vacancy	Expected Fill Date	Position Number	Position Title	Exempt (Y/N)	SR Level	BU Code	Perm (P/T)	FTE	MOF	Budgeted Amount	Actual Salary Last Paid	Authority to Hire (Y/N)	Occupied by 89 Day Hire (Y/N)	# of 89 Day Appts	Describe if Filled by other Means	Priority # to Retain
HTH 212	LS	1/10/2016	3/1/2017	22746	REGISTERED PROF NURSE III	N	SR20	9	P	1	B	96884	96684	Y	N		0/N/A	#1
HTH 212	LS	5/16/2016	3/1/2017	54772	REGISTERED PROF NURSE V	N	SR23	29	P	1	B	113640	113640	Y	N		0/N/A	#1
HTH 212	LS	11/20/2016	3/1/2017	19964	CERTIFIED NURSE AIDE FP	N	HE04	10	P	1	B	38940	38940	Y	N		0/N/A	#1
HTH 212	LS	7/16/2015	3/1/2017	20040	CERTIFIED NURSE AIDE FP	N	HE04	10	P	1	B	37704	36060	Y	N		0/N/A	#1
HTH 212	LS	11/1/2014	3/1/2017	29768	CERTIFIED NURSE AIDE FP	N	HE04	10	P	1	B	37704	36060	Y	N		0/N/A	#1
HTH 212	LS	5/11/2016	1/9/2017	53666	REGISTERED PROF NURSE III	N	SR20	9	P	1	B	96684	96684	Y	N		0/N/A	#1
HTH 212	LS	2/16/2016	3/1/2017	20117	CERTIFIED NURSE AIDE FP	N	HE04	10	P	1	B	40368	40368	Y	N		0/N/A	#1
HTH 212	LS	3/7/2016	3/1/2017	21907	HEALTH UNIT CLERK II	N	SR10	3	P	1	B	35112	35112	Y	N		0/N/A	#1
HTH 212	LS	5/16/2016	3/1/2017	47773	REGISTERED PROF NURSE III	N	SR20	9	P	1	B	205223	104112	Y	N		0/N/A	#1
HTH 212	LS	1/31/2016	3/1/2017	29766	CERTIFIED NURSE AIDE FP	N	HE04	10	P	1	B	40164	40164	Y	N		0/N/A	#1
HTH 212	LS	1/16/2015	3/1/2017	58133	HEALTH UNIT CLERK I	N	SR08	3	T	0.5	B	26700	12.84	Y	N		0/N/A	#1
HTH 212	LS	2/19/2016	3/1/2017	54294	HEALTH UNIT CLERK II	N	SR10	3	P	1	B	29988	29988	Y	N		0/N/A	#1
HTH 212	LS	7/1/2016	3/1/2017	57907	LICENSED PRACTICAL NURSE II	N	HE08	10	T	1	B	43656	43656	Y	N		0/N/A	#1
HTH 212	LS	4/16/2008	3/1/2017	23651	IMAGING SPECIALIST II	N	SR18	13	T	0.3	B	25.5	25.5	Y	N		0/N/A	#1
HTH 212	LS	10/6/2014	3/1/2017	58000	PHYSICAL THERAPIST III	N	SR20	13	T	0.3	B	30	30	Y	N		0/N/A	#1
HTH 212	LS	5/1/2015	3/1/2017	58148	PHYSICAL THERAPIST III	N	SR20	13	T	0.3	B	30	30	Y	N		0/N/A	#1
HTH 212	LS	2/13/2016	3/1/2017	20037	PHYSICAL THERAPIST IV	N	SR22	23	P	1	B	49056	49056	Y	N		0/N/A	#1
HTH 212	LS	5/1/2015	3/1/2017	58147	OCCUPATIONAL THERAPIST IV	N	SR22	23	T	0.3	B	23.58	0	Y	N		0/N/A	#1
HTH 212	LS	11/1/2016	3/1/2017	53431	CLERK III	N	SR08	3	P	1	B	41064	41064	Y	N		0/N/A	#1
HTH 212	LS	11/1/2016	3/1/2017	49186	SOCIAL WORKER III	N	SR20	13	P	1	B	55236	55236	Y	N		0/N/A	#1
HTH 212	LS	6/7/2016	1/23/2017	20059	ENVIRON SVCS WKR II	N	BC02	1	P	1	B	38160	37416	Y	N		0/N/A	#1
HTH 212	LS	7/1/2016	1/3/2017	20079	BLDG MAINT WORKER I	N	BC09	1	P	1	B	51168	50160	Y	N		0/N/A	#1
HTH 212	LS	6/16/2016	3/1/2017	20006	BLDG & GRDS UTILITY WORKER	N	BC05	1	P	1	B	42456	41628	Y	N		0/N/A	#1
HTH 212	LS	11/16/2016	3/1/2017	20028	BLDG & GRDS UTILITY WORKER	N	BC05	1	P	1	B	42456	42456	Y	N		0/N/A	#1
HTH 212	LS	8/25/2015	3/1/2017	56774	CLERK IV	N	SR10	3	P	1	B	32460	32460	Y	N		0/N/A	#1
HTH 212	LS	5/9/2015	7/1/2017	109421	HOSPITAL ADMINISTRATOR	Y		0	P	1	B	166400	166400	Y	N		0/N/A	#1
HTH 212	LS	2/13/2016	3/1/2017	109221	ASST HOSPITAL ADMN	Y		0	P	1	B	127000	127000	Y	N		0/N/A	#1
HTH 212	LS	7/1/2016	3/1/2017	56773	REGISTERED PROF NURSE IV	N	SR22	9	P	1	B	109296	109296	Y	N		0/N/A	#1
HTH 212	LS	12/31/2014	5/1/2017	108840	DIRECTOR OF NURSING	Y		0	P	1	B	99000	99000	Y	N		0/N/A	#1
HTH 212	LS	1/10/2016	1/3/2017	53665	REGISTERED PROF NURSE III	N	SR20	9	P	1	B	96684	96684	Y	N		0/N/A	#1
HTH 212	LS	4/25/2016	3/1/2017	54796	REGISTERED PROF NURSE III	N	SR20	9	P	1	B	87228	83866	Y	N		0/N/A	#1
HTH 212	LS	8/16/2013	3/1/2017	54942	CERTIFIED NURSE AIDE FP	N	HE04	10	P	1	B	37704	34836	Y	N		0/N/A	#1
HTH 212	LS	5/18/2015	3/1/2017	56764	CERTIFIED NURSE AIDE FP	N	HE04	10	P	1	B	37704	36060	Y	N		0/N/A	#1
HTH 212	LS	7/16/2016		45063	REGISTERED PROF NURSE IV	N	SR22	9	P	1	B	108180	119412	Y	N			1
HTH 212	LS	7/16/2016		57806	REGISTERED PROF NURSE IV	N	SR22	9	P	1	B	108180	92460	N	N			1
HTH 212	LS	12/14/2013		108653	PER DIEM NURSE	Y		79	T	0.3	B	29430	23191	N	N			1
HTH 212	LS	2/2/2010		108654	PER DIEM NURSE	Y		79	T	0.3	B	29430	23191	N	N			1
HTH 212	LS	9/28/2008		108655	PER DIEM NURSE	Y		79	T	0.3	B	29430	23191	N	N			1
HTH 212	LS	2/22/2009		108656	PER DIEM NURSE	Y		79	T	0.3	B	29430	23191	N	N			1
HTH 212	LS	2/15/2003		108657	PER DIEM NURSE	Y		79	T	0.3	B	29430	23191	N	N			1
HTH 212	LS	12/29/2013		109388	PER DIEM CNA	Y		70	T	0.3	B	29430	23191	N	N			1
HTH 212	LS	4/1/2011		109889	PER DIEM CNA	Y		70	T	0.3	B	29430	23191	N	N			1
HTH 212	LS	9/25/2015		58171	LICENSED PRACTICAL NURSE FP	N	HE08	10	P	0.6	B	27000	27000	Y	N			1
HTH 212	LS	5/16/2016		58246	LICENSED PRACTICAL NURSE FP	N	HE08	10	P	1	B	45000	45000	Y	N			1
HTH 212	LS	8/1/2008		109108	PER DIEM LPN	Y		70	T	0.3	B	15000	15000	N	N			1
HTH 212	LS	10/21/2016		58418	PHYSICAL THERAPIST III	N	SR20	13	T	0.5	B	36400	36400	N	N			1
HTH 212	LS	10/21/2016		58419	PHYSICAL THERAPIST III	N	SR20	13	P	1	B	72800	72800	Y	N			1
HTH 212	LS	10/21/2016		58416	SPEECH PATHOLOGIST III	N	SR20	13	T	0.2	B	16640	16640	Y	N			1
HTH 212	LS	10/21/2016		58417	OCCUPATIONAL THERAPIST III	N	SR20	13	T	0.5	B	36400	36400	Y	N			1
HTH 212	LS	8/16/2009		56701	PLUMBER I	N	BC10	1	T	0.3	B	53040	46238	N	N			1
HTH 212	LS	9/1/2009		56702	PLUMBER I	N	BC10	1	T	0.3	B	31200	31000	N	N			1
HTH 212	LS	1/10/2016		57241	REGISTERED PROF NURSE III	N	SR20	9	P	0.9	B	88290	81637	Y	N			1
HTH 212	LS	6/26/2016		57398	REGISTERED PROF NURSE III	N	SR20	9	P	0.9	B	88290	81637	Y	N			1
HTH 212	LS	3/9/2016		108624	PER DIEM NURSE	Y		79	T	0.3	B	29430	23191	Y	N			1
HTH 212	LS	9/29/2014		108625	PER DIEM NURSE	Y		79	T	0.3	B	29430	23191	Y	N			1
HTH 212	LS	9/22/2014		108635	PER DIEM NURSE	Y		79	T	0.3	B	29430	23191	Y	N			1
HTH 212	LS	7/1/2014		109497	PER DIEM NURSE	Y		79	T	0.3	B	29430	23191	Y	N			1
HTH 212	LS	7/1/2014		109498	PER DIEM NURSE	Y		79	T	0.3	B	29430	23191	Y	N			1
HTH 212	LS	10/11/2016		58232	REGISTERED PROF NURSE II	N	SR18	9	T	1	B	73368	73368	N	N			1
HTH 212	LS	8/26/2016		54010	REGISTERED PROF NURSE III	N	SR20	9	P	0.9	B	88290	88290	N	N			1
HTH 212	LS	10/17/2016		56691	REGISTERED PROF NURSE III	N	SR20	9	P	0.9	B	88290	88290	Y	N			1
HTH 212	LS	8/31/2016		58155	REGISTERED PROF NURSE III	N	SR20	9	P	0.9	B	88290	88290	Y	N			1
HTH 212	LS	4/16/2016		58242	REGISTERED PROF NURSE III	N	SR20	9	T	0.75	B	73575	75411	N	N	Agency		1
HTH 212	LS	12/20/2010		108619	PER DIEM NURSE	Y		79	T	0.3	B	29430	23191	N	N			1
HTH 212	LS	1/16/2014		108621	PER DIEM NURSE	Y		79	T	0.3	B	29430	23191	N	N			1
HTH 212	LS	7/23/2010		108627	PER DIEM NURSE	Y		79	T	0.3	B	29430	23191	N	N			1
HTH 212	LS	11/18/2016		55546	REGISTERED PROF NURSE III	N	SR20	9	P	1	B	100548	100548	N	N			1
HTH 212	LS	4/16/2009		108638	PER DIEM NURSE	Y		79	T	0.3	B	29430	23191	N	N			1

Hawaii Health Systems Corporation  
 Vacancy Report as of November 30, 2016

Table 12

Prog ID	Sub-Org	Date of Vacancy	Expected Fill Date	Position Number	Position Title	Exempt (Y/N)	SR Level	BU Code	Perm Temp (P/T)	FTE	MOF	Budgeted Amount	Actual Salary Last Paid	Authority to Hire (Y/N)	Occupied by 89 Day Hire (Y/N)	# of 89 Day Appnts	Describe if Filled by other Means	Priority # to Retain
HTH 212	LS	5/1/2016		47028	REGISTERED PROF NURSE III	N	SR20	9	P	0.9	B	88290	88290	Y	N		Agency	1
HTH 212	LS	3/3/2016		58237	REGISTERED PROF NURSE III	N	SR20	9	P	0.9	B	88290	88290	N	N			1
HTH 212	LS	5/27/2016		108629	PER DIEM NURSE	Y		79	T	0.3	B	29430	23191	N	N			1
HTH 212	LS	2/19/2016		109287	PER DIEM NURSE	Y		79	T	0.3	B	29430	23191	N	N			1
HTH 212	LS	11/20/2016		53893	REGISTERED PROF NURSE III	N	SR20	9	P	0.9	B	88290	53893	N	N			1
HTH 212	LS	7/1/2016		58062	REGISTERED PROF NURSE III	N	SR20	9	P	0.6	B	58860	58860	Y	N		Agency	1
HTH 212	LS	2/12/2014		108631	PER DIEM NURSE	Y		79	T	0.3	B	29430	23191	Y	N			1
HTH 212	LS	6/30/2015		108648	PER DIEM NURSE	Y		79	T	0.3	B	29430	23191	Y	N			1
HTH 212	LS	3/2/2016		49428	REGISTERED PROF NURSE III	N	SR20	9	P	1	B	98100	98100	Y	N		Agency	1
HTH 212	LS	10/21/2016		53892	REGISTERED PROF NURSE III	N	SR20	9	P	0.9	B	88290	88290	Y	N		Agency	1
HTH 212	LS	1/31/2011		108630	PER DIEM NURSE	Y		79	T	0.3	B	29430	23191	N	N			1
HTH 212	LS	5/19/2011		108646	PER DIEM NURSE	Y		79	T	0.3	B	29430	23191	N	N			1
HTH 212	LS	9/13/2016		51492	REGISTERED PROF NURSE III	N	SR20	9	P	0.9	B	88290	88290	Y	N			1
HTH 212	LS	10/5/2016		57401	REGISTERED PROF NURSE III	N	SR20	9	P	0.9	B	88290	88290	Y	N			1
HTH 212	LS	11/5/2016		58173	REGISTERED PROF NURSE III	N	SR20	9	P	0.9	B	88290	88290	Y	N			1
HTH 212	LS	9/28/2016		108636	PER DIEM NURSE	Y		79	T	0.3	B	29430	23191	Y	N			1
HTH 212	LS	12/31/2015		34002	REGISTERED PROF NURSE III	N	SR20	9	P	1	B	98100	98100	Y	N		Agency	1
HTH 212	LS	5/14/2016		56276	REGISTERED PROF NURSE III	N	SR20	9	P	1	B	98100	98100	Y	N			1
HTH 212	LS	5/14/2016		57239	REGISTERED PROF NURSE III	N	SR20	9	P	1	B	98100	98100	Y	N			1
HTH 212	LS	9/11/2015		58162	REGISTERED PROF NURSE III	N	SR20	9	P	1	B	98100	98100	Y	N			1
HTH 212	LS	6/16/2015		53528	SURGICAL TECHNICIAN FP	N	HE08	10	P	1	B	43658	43658	Y	N			1
HTH 212	LS	1/16/2016		109059	PER DIEM NURSE	Y		79	T	0.3	B	29430	23191	N	N			1
HTH 212	LS	9/1/2016		47038	REGISTERED PROF NURSE III	N	SR20	9	P	1	B	98100	98100	Y	N			1
HTH 212	LS	11/3/2016		54896	IMAGING SPECIALIST II	N	SR18	13	P	1	B	50388	50388	Y	N			1
HTH 212	LS	9/19/2016		56822	REGISTERED PROF NURSE III	N	SR20	9	P	0.63	B	61313	61313	Y	N			1
HTH 212	LS	11/17/2015		108620	PER DIEM NURSE	Y		79	T	0.3	B	29430	23191	N	N			1
HTH 212	LS	10/12/2013		55847	IMAGING MULTI SPCLT	N	SR23	13	P	1	B	72648	72648	Y	N			1
HTH 212	LS	11/1/2014		55848	IMAGING MULTI SPCLT	N	SR23	13	P	1	B	72648	72648	Y	N			1
HTH 212	LS	6/1/2016		58248	IMAGING MULTI SPCLT	N	SR23	13	P	1	B	72648	72648	Y	N		Agency	1
HTH 212	LS	9/28/2016		35030	IMAGING SPECIALIST IV	N	SR22	13	P	1	B	67188	67188	Y	N		Agency	1
HTH 212	LS	12/9/2014		41941	IMAGING SPECIALIST IV	N	SR22	13	P	1	B	67188	67188	Y	N		Agency	1
HTH 212	LS	10/17/2015		47546	IMAGING SPECIALIST V	N	SR24	13	P	1	B	72648	72648	Y	N			1
HTH 212	LS	5/29/2014		57934	IMAGING MULTI SPCLT	N	SR23	13	P	1	B	72648	72648	Y	N			1
HTH 212	LS	8/6/2016		34788	RESPIRATORY THERAPY TECH FP	N	HE12	10	P	0.9	B	49500	49500	Y	N		Agency	1
HTH 212	LS	9/17/2010		45481	RESPIRATORY THERAPY TECH FP	N	HE12	10	T	0.3	B	16500	16500	Y	N			1
HTH 212	LS	12/18/2007		56291	RESPIRATORY THERAPY TECH FP	N	HE12	10	T	0.3	B	16500	16500	N	N			1
HTH 212	LS	1/1/2016		58409	PHYSICAL THERAPIST ASST FP	N	HE10	70	T	0.3	B	24960	24960	N	N			1
HTH 212	LS	3/20/2013		57660	SPEECH PATHOLOGIST III	N	SR20	13	T	0.3	B	25000	25000	Y	N			1
HTH 212	LS	9/1/2016	2/1/2017	37271	KITCHEN HELPER	N	BC02	1	P	1	B	38160	38160	Y	N			1
HTH 212	LS	10/1/2016	2/1/2017	57954	KITCHEN HELPER	N	BC02	1	T	1	B	38160	38160	Y	N			1
HTH 212	LS	11/10/2015		20276	INSTITUTION FOOD SVCS MGR II	N	F108	2	P	1	B	60000	60000	Y	N			1
HTH 212	LS	7/20/2016		28942	SOCIAL WORKER IV	N	SR22	23	P	1	B	60000	60000	Y	N			1
HTH 212	LS	8/16/2014		58057	PHARMACY TECHNICIAN ENTRY	N	HE04	10	T	0.3	B	11313	11313	N	N			1
HTH 212	LS	8/16/2014		58058	PHARMACY TECHNICIAN ENTRY	N	HE04	10	T	0.3	B	11313	11313	N	N			1
HTH 212	LS	1/9/2016		54893	PHARMACY TECHNICIAN FP	N	HE06	10	P	1	B	39520	39520	N	N			1
HTH 212	LS	7/1/2011		56965	PHARMACY TECHNICIAN FP	N	HE06	10	T	0.3	B	12000	12000	N	N			1
HTH 212	LS	11/1/2016	1/3/2017	47078	STORES CLERK I	N	SR06	3	P	1	B	24636	24636	Y	N			1
HTH 212	LS	11/13/2015		58177	ENVIRON SVCS WKR II	N	BC02	1	T	0.3	B	38160	38160	Y	N			1
HTH 212	LS	12/31/2015	2/1/2017	36985	UTILITY WORKER	N	BC03	1	T	1	B	39240	39240	Y	N			1
HTH 212	LS	11/1/2009		56705	ELECTRICIAN II	N	BC10	1	T	0.3	B	18720	18720	N	N			1
HTH 212	LS	11/22/2016	2/1/2017	58421	PLUMBER II	N	BC10	1	T	1	B	60000	60000	Y	N			1
HTH 212	LS	9/24/2016	2/1/2017	20288	BLDG MAINT WORKER I	N	BC09	1	P	1	B	51168	51168	Y	N			1
HTH 212	LS	10/1/2016	2/1/2017	58414	BLDG MAINT WORKER I	N	BC09	1	T	1	B	51168	51168	Y	N			1
HTH 212	LS	12/1/2015		57508	DATA PROCG USER SUPPT TECH	N	SR15	3	P	1	B	36468	36468	N	N			1
HTH 212	LS	8/17/2015		58070	DATA PROCG USER SUPPT TECH	N	SR15	3	P	1	B	36468	36468	N	N			1
HTH 212	LS	11/1/2016	1/3/2017	58420	INFORMATION SYSTEMS SPCLT IV	N	SR22	13	P	1	B	55000	54960	Y	N			1
HTH 212	LS	7/3/2016		45840	PATIENT ACCOUNT REP II	N	SR13	3	P	1	B	46188	46188	N	N			1
HTH 212	LS	10/27/2016		26170	PATIENT ACCESS REP II	N	SR13	3	P	1	B	36000	36000	N	N			1
HTH 212	LS	11/16/2016	2/1/2017	20245	PATIENT ACCESS REP III	N	SR15	3	P	1	B	46188	46188	Y	N			1
HTH 212	LS	10/17/2016	1/3/2017	109576	PRIVATE SECRETARY	Y		0	P	1	B	55000	55000	Y	N			1
HTH 212	LS	9/5/2013	1/12/2017	49215	CLERK III	N	SR08	3	T	0.3	B	8010	8010	Y	N			1
HTH 212	LS	3/14/2016		58239	CLERK III	N	SR08	3	T	0.3	B	8010	8010	Y	N			1
HTH 212	LS	4/1/2015		39856	CODER III	N	SR17	3	P	1	B	50000	46788	Y	N			1
HTH 212	LS	8/16/2014		58059	CODER III	N	SR17	3	T	0.3	B	12480	12480	Y	N			1
HTH 212	LS	9/1/2016	12/26/2016	25024	HEALTH INFO ADMR	N	SR24	23	P	1	B	107000	92628	Y	N			1
HTH 212	LS	9/2/2015		109286	PER DIEM NURSE	Y		79	T	0.3	B	29430	23191	N	N			1
HTH 212	LS	1/8/2016		49210	REGISTERED PROF NURSE III	N	SR20	9	P	0.9	B	88290	88290	N	N			1
HTH 212	LS	6/3/2013		57669	NURSE AIDE ENTRY	N	HE02	10	T	0.3	B	11232	11232	N	N			1



Hawaii Health Systems Corporation  
 Vacancy Report as of November 30, 2016

Table 12

Prog ID	Sub-Org	Date of Vacancy	Expected Fill Date	Position Number	Position Title	Exempt (Y/N)	SR Level	BU Code	Perm Temp (P/T)	FTE	MOF	Budgeted Amount	Actual Salary Last Paid	Authority to Hire (Y/N)	Occupied by 89 Day Hire (Y/N)	# of 89 Day Apts	Describe if Filled by other Means	Priority # to Retain
HTH 212	LS	7/16/2014	1/12/2017	57941	NURSE AIDE ENTRY	N	HE02	10	T	0.3	B	11232	11232	Y	N			1
HTH 212	LS	7/16/2014	1/12/2017	57942	NURSE AIDE ENTRY	N	HE02	10	T	0.3	B	11232	11232	Y	N			1
HTH 212	LS	2/3/2015	1/12/2017	58075	NURSE AIDE ENTRY	N	HE02	10	T	0.3	B	11232	11232	Y	N			1
HTH 212	LS	6/29/2007		109040	PER DIEM LPN	Y		70	T	0.3	B	14430	14430	N	N			1
HTH 212	LS	1/7/2007		109045	PER DIEM LPN	Y		70	T	0.3	B	14430	14430	N	N			1
HTH 212	LS	9/28/2011		109042	PER DIEM CNA	Y		10	T	0.3	B	15000	15000	N	N			1
HTH 212	LS	1/19/2012		109043	PER DIEM CNA	Y		70	T	0.3	B	15000	15000	N	N			1
HTH 212	LS	11/18/2012		109044	PER DIEM CNA	Y		70	T	0.3	B	15000	15000	N	N			1
HTH 212	LS	10/1/2012		109047	PER DIEM CNA	Y		70	T	0.3	B	15000	15000	N	N			1
HTH 212	LS	6/1/2015		56120	REGISTERED PROF NURSE III	N	SR20	9	P	0.9	B	88290	88290	Y	N			1
HTH 212	LS	11/1/2014		58064	REGISTERED PROF NURSE III	N	SR20	9	P	0.9	B	88290	88290	Y	N			1
HTH 212	LS	6/29/2014		108628	PER DIEM NURSE	Y		79	T	0.3	B	29430	23191	N	N			1
HTH 212	LS	3/10/2016		108649	PER DIEM NURSE	Y		79	T	0.3	B	29430	23191	N	N			1
HTH 212	LS	7/1/2014		109499	PER DIEM NURSE	Y		79	T	0.3	B	29430	23191	N	N			1
HTH 212	LS	7/1/2014		109500	PER DIEM NURSE	Y		79	T	0.3	B	29430	23191	N	N			1
HTH 212	LS	11/10/2016		109581	PER DIEM NURSE	Y		79	T	0.3	B	29430	23191	N	N			1
HTH 212	LS	12/23/2015		56966	REGISTERED PROF NURSE IV	N	SR22	9	P	1	B	108180	108180	Y	N			1
HTH 212	LS	11/3/2016	1/3/2017	56015	REGISTERED PROF NURSE III	N	SR20	9	P	0.5	B	49050	49050	Y	N			1
HTH 212	LS	3/29/2012		109308	PER DIEM NURSE	Y		79	T	0.3	B	29430	23191	N	N			1
HTH 212	LS	7/1/2016	12/1/2016	58251	SECRETARY II	N	SR14	3	T	1	B	38592	38592	Y	N			1
HTH 212	LS	8/6/2016	12/1/2016	55591	MEDICAL STAFF SVCS DIR	N	SR26	23	P	1	B	91500	91500	Y	N			1
HTH 212	LS	10/8/2016	12/5/2016	43151	CLERK IV	N	SR10	3	P	0.5	B	28872	28,872	Y	N		0/N/A	1
HTH 212	LS	11/1/2016	Unk	20497	REGISTERED PROF NURSE III	N	SR20	9	P	0.9	B	87228	105,648	Y	N		0/N/A	1
HTH 212	LS	11/16/2016	Unk	56656	REGISTERED PROF NURSE IV	N	SR22	9	P	0.9	B	96156	90,493	Y	N		0/N/A	1
HTH 212	LS	10/27/2016	1/8/2017	54163	REGISTERED PROF NURSE III	N	SR20	9	P	0.9	B	87228	90,493	Y	N		0/N/A	1
HTH 212	LS	5/31/2016	Unk	33931	NURSE AIDE ENTRY	N	HE02	10	P	1	B	36420	36,420	Y	Y		0/N/A	1
HTH 212	LS	10/9/2016	1/9/2017	38499	CLERK IV	N	SR10	3	P	1	B	28872	28,872	Y	N		0/N/A	1
HTH 212	LS	5/23/2016	2/6/2017	57265	REGISTERED PROF NURSE III	N	SR20	9	P	0.5	B	87228	87,228	Y	N		0/N/A	1
HTH 212	LS	5/1/2016	12/19/2016	57793	REGISTERED PROF NURSE III	N	SR20	9	P	0.5	B	87228	87,228	Y	N		0/N/A	1
HTH 212	LS	4/16/2013	1/17/2017	57693	NURSE AIDE FP	N	HE04	10	T	0.1	B	37704	38,076	Y	Y		1/N/A	1
HTH 212	LS	4/16/2013	1/17/2017	57694	NURSE AIDE FP	N	HE04	10	T	0.1	B	18.13	38,076	Y	Y		1/N/A	1
HTH 212	LS	4/16/2013	Unk	57746	NURSE AIDE FP	N	HE04	10	T	0.1	B	18.13	38,076	Y	N		0/N/A	1
HTH 212	LS	4/16/2013	12/5/2016	57747	NURSE AIDE FP	N	HE04	10	T	0.1	B	37704	37,704	Y	Y		1/N/A	1
HTH 212	LS	11/15/2016	Unk	109582	STAFF PHYSICIAN	Y		0	P	1	B	250500		Y	N		0/N/A	1
HTH 212	LS	11/26/2016	Unk	54434	REGISTERED PROF NURSE III	N	SR20	9	P	0.9	B	87228	98,100	N	N		0/N/A	1
HTH 212	LS	9/22/2016	12/5/2016	58396	REGISTERED PROF NURSE III	N	SR20	9	P	1	B	87228	87,228	Y	N		0/N/A	1
HTH 212	LS	11/2/2016	12/16/2016	58404	REGISTERED PROF NURSE III	N	SR20	9	P	0.9	B	87228	103,068	Y	N		0/N/A	1
HTH 212	LS	10/17/2016	12/19/2016	57153	NURSE AIDE FP	N	HE04	10	P	0.5	B	37704	38,076	Y	N		0/N/A	1
HTH 212	LS	9/22/2016	Unk	44743	CERTIFIED NURSE AIDE FP	N	HE04	10	P	1	B	37704	38,076	Y	N		0/N/A	1
HTH 212	LS	8/31/2016	Unk	51521	CERTIFIED NURSE AIDE FP	N	HE04	10	P	1	B	37704	38,076	N	N		0/N/A	1
HTH 212	LS	3/30/2016	Unk	20657	LICENSED PRACTICAL NURSE FP	N	HE08	10	P	1	B	43656	44,088	N	N		0/N/A	1
HTH 212	LS	11/1/2016	Unk	38501	CLERK IV	N	SR10	3	P	0.5	B	28872	14,670	N	N		0/N/A	1
HTH 212	LS	9/15/2016	Unk	57312	CLERK IV	N	SR10	3	P	1	B	28872	29,340	Y	N		0/N/A	1
HTH 212	LS	10/1/2016	12/19/2016	46631	REGISTERED PROF NURSE III	N	SR20	9	P	0.9	B	87228	87,228	Y	N		0/N/A	1
HTH 212	LS	11/16/2016	1/17/2017	54241	REGISTERED PROF NURSE III	N	SR20	9	P	0.9	B	87228	90,493	Y	N		0/N/A	1
HTH 212	LS	7/28/2016	Unk	54256	REGISTERED PROF NURSE III	N	SR20	9	P	0.6	B	87228	87,228	Y	N		0/N/A	1
HTH 212	LS	10/13/2016	2/7/2017	57521	REGISTERED PROF NURSE III	N	SR20	9	P	0.6	B	87228	94,332	Y	N		0/N/A	1
HTH 212	LS	11/19/2016	Unk	57686	REGISTERED PROF NURSE III	N	SR20	9	P	0.9	B	87228	90,493	Y	N		0/N/A	1
HTH 212	LS	8/16/2016	Unk	20595	CERTIFIED NURSE AIDE FP	N	HE04	10	P	1	B	37704	38,076	Y	N		0/N/A	1
HTH 212	LS	11/16/2015	Unk	57633	CERTIFIED NURSE AIDE FP	N	HE04	10	P	1	B	37704	38,076	N	N		0/N/A	1
HTH 212	LS	11/27/2012	12/19/2016	57636	CERTIFIED NURSE AIDE FP	N	HE04	10	T	1	B	18.13	38,076	Y	Y		1/N/A	1
HTH 212	LS	11/27/2012	Unk	57637	CERTIFIED NURSE AIDE FP	N	HE04	10	T	0.1	B	18.13	38,076	N	N		0/N/A	1
HTH 212	LS	11/27/2012	Unk	57638	CERTIFIED NURSE AIDE FP	N	HE04	10	T	0.1	B	18.13	38,076	Y	N		0/N/A	1
HTH 212	LS	9/8/2016	Unk	44745	EMERGENCY ROOM ASST FP	N	HE08	10	P	1	B	43656	40,368	Y	N		0/N/A	1
HTH 212	LS	11/24/2014	Unk	58089	HOSP HAZ MTRLS SPLCT IV	N	SR22	13	T	0.1	B	23.58	24	N	N		0/N/A	1
HTH 212	LS	8/25/2016	Unk	58281	TRAUMA REGISTRAR TECH I	N	SR10	3	P	1	B	28872	29,340	N	N		0/N/A	1
HTH 212	LS	6/8/2016	Unk	57431	CLERK IV	N	SR10	3	P	1	B	28872	29,340	N	N		0/N/A	1
HTH 212	LS	7/26/2016	Unk	58336	CLERK IV	N	SR10	3	T	1	B	28872	29,340	N	N		0/N/A	1
HTH 212	LS	9/30/2016	1/1/2017	58398	REGISTERED PROF NURSE IV	N	SR22	9	P	1	B	96156	110,880	Y	N		0/N/A	1
HTH 212	LS	7/18/2016	12/27/2016	56222	TRANSPORTER	N	HE02	10	P	1	B	36420	36,780	Y	N		0/N/A	1
HTH 212	LS	9/10/2016	12/5/2016	54409	OUTPATIENT CLINICAL ASST FP	N	HE06	10	P	1	B	40368	37,632	Y	N		0/N/A	1
HTH 212	LS	1/15/2016	Unk	58291	OUTPATIENT CLINICAL ASST FP	N	HE06	10	T	1	B	40368	37,632	N	N		0/N/A	1
HTH 212	LS	7/16/2016	Unk	58016	ADMINISTRATIVE SVCS OFFR I	N	EM03	35	P	1	B	86052	105,000	N	N		0/N/A	1
HTH 212	LS	11/16/2016	1/3/2017	20530	REGISTERED PROF NURSE IV	N	SR22	9	P	1	B	96156	113,644	N	N		0/N/A	1
HTH 212	LS	7/1/2016	Unk	58102	NURSE AIDE FP	N	HE04	10	P	1	B	37704	36,780	N	N		0/N/A	1
HTH 212	LS	4/1/2016	Unk	57763	IMAGING SPECIALIST III	N	SR20	13	P	1	B	45348	46,932	N	N		0/N/A	1
HTH 212	LS	5/6/2016	Unk	57368	CLERK IV	N	SR10	3	P	1	B	28872	51,036	Y	N		0/N/A	1
HTH 212	LS	3/18/2016	Unk	24915	IMAGING SPECIALIST II	N	SR18	13	P	1	B	41964	51,036	Y	N		0/N/A	1



Hawaii Health Systems Corporation  
 Vacancy Report as of November 30, 2016

Table 12

Proj ID	Sub-Org	Date of Vacancy	Expected Fill Date	Position Number	Position Title	Exempt (Y/N)	SR Level	BU Code	Perm Temp (P/T)	FTE	MOF	Budgeted Amount	Actual Salary Last Fld	Authortv to Hire (Y/N)	Occupied by 89 Day Hire (Y/N)	# of 89 Day Appis	Describe if Filled by other Means	Priority #	to Retain
HTH 212	LS	7/27/2016	Unk	58386	IMAGING SPECIALIST II	N	SR18	13	T	1	B	41964	51,036	Y	N	0	N/A	1	
HTH 212	LS	7/2/2016	Unk	57073	TUMOR REGISTRAR TECH II	N	SR12	3	P	1	B	31236	31,740	Y	N	0	N/A	1	
HTH 212	LS	12/24/2015	Unk	58288	OUTPATIENT CLINICAL ASST ENTRY	N	HE04	10	T	0.3	B	18.13	38,076	Y	N	0	N/A	1	
HTH 212	LS	8/2/2016	Unk	58387	IMAGING SPECIALIST IV	N	SR22	13	P	1	B	49056	62,112	N	N	0	N/A	1	
HTH 212	LS	4/7/2015	Unk	58098	IMAGING SPECIALIST IV	N	SR22	13	P	1	B	49056	62,112	N	N	0	N/A	1	
HTH 212	LS	4/7/2015	Unk	58099	IMAGING SPECIALIST IV	N	SR22	13	P	1	B	49056	62,112	N	N	0	N/A	1	
HTH 212	LS	5/3/2010	Unk	33926	RESPIRATORY THERAPY TECH ENTRY	N	HE10	10	P	0.5	B	51180	51,696	Y	N	0	N/A	1	
HTH 212	LS	8/1/2015	Unk	31160	RESPIRATORY THERAPY TECH FP	N	HE12	10	P	1	B	55452	56,004	Y	N	0	N/A	1	
HTH 212	LS	10/4/2015	Unk	33107	RESPIRATORY THERAPY TECH FP	N	HE12	10	P	1	B	55452	56,004	Y	N	0	N/A	1	
HTH 212	LS	3/19/2016	Unk	54268	RESPIRATORY THERAPY TECH FP	N	HE12	10	P	1	B	55452	56,004	Y	N	0	N/A	1	
HTH 212	LS	7/4/2015	Unk	55290	RESPIRATORY THERAPY TECH FP	N	HE12	10	P	1	B	55452	56,004	Y	N	0	N/A	1	
HTH 212	LS	7/18/2015	Unk	26591	PHYSICAL THERAPIST III	N	SR20	13	P	1	B	45348	80,004	Y	N	0	N/A	1	
HTH 212	LS	6/9/2009	Unk	56647	PHYSICAL THERAPIST III	N	SR20	13	T	0.3	B	45348	80,004	Y	N	0	N/A	1	
HTH 212	LS	10/25/2016	Unk	57606	PHYSICAL THERAPIST III	N	SR20	13	P	0.5	B	45348	80,004	Y	N	0	N/A	1	
HTH 212	LS	3/31/2016	Unk	55281	SPEECH PATHOLOGIST III	N	SR20	13	P	1	B	45348	36,498	Y	N	0	N/A	1	
HTH 212	LS	11/16/2012	Unk	26530	OCCUPATIONAL THERAPIST III	N	SR20	13	P	1	B	45348	72,348	Y	N	0	N/A	1	
HTH 212	LS	3/2/2015	Unk	57605	OCCUPATIONAL THERAPIST III	N	SR20	13	P	1	B	45348	72,348	Y	N	0	N/A	1	
HTH 212	LS	11/13/2015	Unk	58224	OCCUPATIONAL THERAPIST III	N	SR20	73	T	0.1	B	21.8	72,348	Y	N	0	N/A	1	
HTH 212	LS	8/6/2014	Unk	54992	RECREATIONAL THERAPIST III	N	SR20	13	P	0.8	B	45348	46,932	N	N	0	N/A	1	
HTH 212	LS	11/15/2016	Unk	109583	STAFF SURGEON	Y	0	P	1	B	250500		Y	N	0	N/A	1		
HTH 212	LS	9/1/2016	12/16/2016	55118	REGISTERED PROF NURSE II	N	SR18	9	P	1	B	73368	73,368	Y	N	0	N/A	1	
HTH 212	LS	4/1/2015	Unk	54255	REGISTERED PROF NURSE III	N	SR20	9	P	0.9	B	87228	87,228	Y	N	0	N/A	1	
HTH 212	LS	8/13/2016	1/30/2017	56331	REGISTERED PROF NURSE III	N	SR20	9	P	0.9	B	87228	87,228	Y	N	0	N/A	1	
HTH 212	LS	9/30/2016	Unk	58399	REGISTERED PROF NURSE IV	N	SR22	9	P	1	B	96156	108,180	Y	N	0	N/A	1	
HTH 212	LS	5/28/2016	9/6/2016	57602	NURSE PRACTITIONER II	N	SR28	9	P	1	B	121692	115,000	N	N	0	N/A	1	
HTH 212	LS	8/23/2016	Unk	109449	STAFF PHYSICIAN	Y	0	P	1	B	250500		Y	N	0	N/A	1		
HTH 212	LS	12/1/2016	Unk	109535	STAFF PHYSICIAN	Y	0	P	0.1	B	250500		Y	N	0	N/A	1		
HTH 212	LS	8/4/2016	Unk	109563	PHYSICIAN (EXTENDER)	Y	0	P	1	B	250500		Y	N	0	N/A	1		
HTH 212	LS	7/30/2015	Unk	20325	DIETITIAN IV	N	SR22	13	P	1	B	49056	67,512	Y	N	0	N/A	1	
HTH 212	LS	10/16/2014	Unk	58082	HOSP ROOM SERVICE ATTENDANT	N	BC03	61	T	0.4	B	18.87	39,240	N	N	0	N/A	1	
HTH 212	LS	10/16/2014	Unk	58083	HOSP ROOM SERVICE ATTENDANT	N	BC03	61	T	0.4	B	18.87	39,240	N	N	0	N/A	1	
HTH 212	LS	10/16/2014	Unk	58084	HOSP ROOM SERVICE ATTENDANT	N	BC03	61	T	0.4	B	18.87	39,240	N	N	0	N/A	1	
HTH 212	LS	10/16/2014	Unk	58085	HOSP ROOM SERVICE ATTENDANT	N	BC03	61	T	0.4	B	18.87	39,240	N	N	0	N/A	1	
HTH 212	LS	10/16/2014	Unk	58086	HOSP ROOM SERVICE ATTENDANT	N	BC03	61	T	0.4	B	18.87	39,240	N	N	0	N/A	1	
HTH 212	LS	10/16/2014	Unk	58087	HOSP ROOM SERVICE ATTENDANT	N	BC03	61	T	0.4	B	18.87	39,240	N	N	0	N/A	1	
HTH 212	LS	11/16/2015	12/16/2016	20338	DIETARY AIDE	N	BC03	1	P	1	B	39240	39,240	Y	N	0	N/A	1	
HTH 212	LS	1/31/2016	12/16/2016	20354	DIETARY AIDE	N	BC03	1	P	1	B	39240	39,240	Y	N	0	N/A	1	
HTH 212	LS	8/6/2016	Unk	20337	ASSISTANT TO THE DIETITIAN	N	BC03	1	P	1	B	39240	39,240	Y	N	0	N/A	1	
HTH 212	LS	6/2/2016	Unk	58343	COOK II	N	BC08	61	T	0.1	B	22.97	44,148	N	N	0	N/A	1	
HTH 212	LS	1/1/2015	Unk	56754	LAUNDRY HELPER I	N	BC02	1	T	1	B	38160	38,160	N	N	0	N/A	1	
HTH 212	LS	10/19/2015	Unk	20402	LAUNDRY WORKER I	N	BC03	1	P	1	B	39240	39,240	Y	N	0	N/A	1	
HTH 212	LS	10/13/2014	Unk	58081	LAUNDRY WORKER I	N	BC03	61	T	0.1	B	18.87	39,240	Y	N	0	N/A	1	
HTH 212	LS	12/28/2015	Unk	56937	SOCIAL SVC ASST V	N	SR13	3	P	1	B	32460	32,976	N	N	0	N/A	1	
HTH 212	LS	9/1/2016	Unk	58104	GENERAL LABORER II	N	BC03	1	P	1	B	39240	39,240	Y	N	0	N/A	1	
HTH 212	LS	5/25/2016	Unk	58338	GROUNDSKEEPER I	N	BC03	61	T	1	B	18.87	39,240	Y	N	0	N/A	1	
HTH 212	LS	5/25/2016	Unk	58340	GROUNDSKEEPER I	N	BC03	61	T	1	B	18.87	39,240	Y	N	0	N/A	1	
HTH 212	LS	9/16/2016	Unk	45288	ENVIRON SVCS WKR II	N	BC02	1	P	1	B	38160	38,160	Y	N	0	N/A	1	
HTH 212	LS	9/2/2016	1/9/2017	46206	ENVIRON SVCS WKR II	N	BC02	1	P	1	B	38160	38,160	Y	N	0	N/A	1	
HTH 212	LS	4/18/2016	Unk	50233	ENVIRON SVCS WKR II	N	BC02	1	P	1	B	38160	38,160	Y	N	0	N/A	1	
HTH 212	LS	10/10/2016	1/9/2017	57077	ENVIRON SVCS WKR II	N	BC02	1	P	1	B	38160	38,160	Y	N	0	N/A	1	
HTH 212	LS	12/3/2015	Unk	58287	ENVIRON SVCS WKR II	N	BC02	1	T	1	B	38160	38,160	Y	N	0	N/A	1	
HTH 212	LS	7/18/2015	Unk	42073	ELECTRICIAN I	N	BC10	1	P	1	B	53112	53,112	Y	N	0	N/A	1	
HTH 212	LS	5/25/2016	Unk	58341	PAINTER I	N	BC09	61	T	1	B	24.6	51,168	Y	N	0	N/A	1	
HTH 212	LS	5/20/2016	1/9/2017	58335	BLDG & GRDS SUPVR II	N	F209	2	P	1	B	60804	60,804	Y	N	0	N/A	1	
HTH 212	LS	9/2/2016	Unk	58393	BLDG & GRDS UTILITY WORKER	N	BC05	1	T	1	B	42456	42,456	Y	N	0	N/A	1	
HTH 212	LS	9/2/2016	Unk	58394	BLDG & GRDS UTILITY WORKER	N	BC05	1	T	1	B	42456	42,456	Y	N	0	N/A	1	
HTH 212	LS	9/2/2016	Unk	58395	BLDG & GRDS UTILITY WORKER	N	BC05	1	T	1	B	42456	42,456	Y	N	0	N/A	1	
HTH 212	LS	12/1/2015	2/28/2016	54862	BIOMED ENG SUPVR	N	F214	2	P	1	B	73944	72,492	Y	N	0	N/A	1	
HTH 212	LS	4/15/2016	11/21/2016	57094	INFORMATION SYSTEMS SPCLT IV	N	SR22	13	P	1	B	49056	50,772	Y	N	0	N/A	1	
HTH 212	LS	5/16/2016	1/9/2016	57804	INFORMATION SYSTEMS SPCLT III	N	SR20	13	P	1	B	45348	49,056	Y	N	0	N/A	1	
HTH 212	LS	10/13/2016	Unk	56002	MANAGEMENT ANALYST I	N	SR16	13	P	1	B	38772	40,128	Y	N	0	N/A	1	
HTH 212	LS	8/16/2016	Unk	58280	MANAGEMENT ANALYST III	N	SR20	13	P	1	B	45348	46,932	Y	N	0	N/A	1	
HTH 212	LS	9/16/2016	Unk	34158	PATIENT ACCOUNT REP III	N	SR15	3	P	1	B	35112	35,112	Y	N	0	N/A	1	
HTH 212	LS	12/10/2015	Unk	58284	PATIENT ACCOUNT REP V	N	SR19	3	T	1	B	41064	41,064	N	N	0	N/A	1	
HTH 212	LS	8/22/2016	2/28/2016	58392	PATIENT FIN SVCS MGR II	N	SR26	13	T	1	B	59736	72,944	Y	N	0	N/A	1	
HTH 212	LS	6/15/2016	Unk	58350	CHARGEMASTER COORD IV	N	SR22	13	P	1	B	49056	50,772	Y	N	0	N/A	1	
HTH 212	LS	3/2/2013	Unk	108552	STUDENT HELPER I	Y	0	P	1	B	8.5		N	N	0	N/A	1		
HTH 212	LS	9/19/2016	Unk	26470	PATIENT ACCESS REP I	N	SR11	3	P	0.5	B	29988	29,988	N	N	0	N/A	1	
HTH 212	LS	8/22/2016	Unk	47403	PATIENT ACCESS REP I	N	SR11	3	P	1	B	29988	29,988	N	N	0	N/A	1	

Hawaii Health Systems Corporation  
 Vacancy Report as of November 30, 2016

Table 12

Prog ID	Sub-Org	Date of Vacancy	Expected Fill Date	Position Number	Position Title	Exempt (Y/N)	SR Level	BU Code	Ferm Temp (P/T)	FTE	MDF	Budgeted Amount	Actual Salary Last Paid	Authority to Hire (Y/N)	Occupied by 89 Day Hire (Y/N)	# of 89 Day Appts	Describe if Filled by other Means	Priority # to Retain
HTH 212	LS	1/1/2015	Unk	47404	PATIENT ACCESS REP I	N	SR11	3	P	1	B	29988	29,988	N	N	0	N/A	1
HTH 212	LS	10/23/2013	Unk	55976	PATIENT ACCESS REP I	N	SR11	3	P	1	B	29988	29,988	Y	N	0	N/A	1
HTH 212	LS	10/25/2016	Unk	58402	PATIENT ACCESS REP I	N	SR11	3	T	1	B	29988	29,988	N	N	0	N/A	1
HTH 212	LS	12/31/2015	Unk	26441	PATIENT ACCESS REP II	N	SR13	3	P	1	B	32460	29,988	Y	N	0	N/A	1
HTH 212	LS	11/30/2015	Unk	58229	PATIENT ACCESS REP III	N	SR15	3	T	1	B	35112	35,112	Y	N	0	N/A	1
HTH 212	LS	6/1/2013	Unk	108551	STUDENT HELPER I	Y		0	P	0.5	B	8.5	Unk	N	N	0	N/A	1
HTH 212	LS	11/16/2016	5/1/2016	55720	RESEARCH STATISTICIAN IV	N	SR22	13	P	0.5	B	49056	49,056	Y	N	0	N/A	1
HTH 212	LS	8/21/2015	Unk	101977	STUDENT HELPER I	Y		0	P	0.49	B	8.5	Unk	N	N	0	N/A	1
HTH 212	LS	10/3/2016	Unk	55535	CONTRACTS MANAGER II	N	SR26	13	P	1	B	59736	61,824	N	N	0	N/A	1
HTH 212	LS	9/1/2016	Unk	55311	HUMAN RESOURCES SPECIALIST II	N	SR18	63	P	1	B	41964	43,428	Y	N	0	N/A	1
HTH 212	LS	1/16/2014	Unk	57896	HUMAN RESOURCES SPECIALIST II	N	SR18	73	T	0.1	B	41964	43,428	Y	N	0	N/A	1
HTH 212	LS	8/4/2015	9/1/2016	44974	HUMAN RESOURCES SPECIALIST V	N	SR24	73	P	1	B	55236	59,736	Y	N	0	N/A	1
HTH 212	LS	8/12/2016	1/9/2017	41855	HEALTH INFO CLK I	N	SR08	3	P	0.5	B	26700	26,700	Y	N	0	N/A	1
HTH 212	LS	12/18/2015	12/16/2016	56318	HEALTH INFO CLK I	N	SR08	3	P	1	B	26700	26,700	Y	N	0	N/A	1
HTH 212	LS	10/21/2016	Unk	56751	HEALTH INFO CLK I	N	SR08	3	P	1	B	26700	26,700	Y	N	0	N/A	1
HTH 212	LS	7/5/2016	1/9/2017	58380	HEALTH INFO CLK I	N	SR08	63	T	1	B	12.84	12.84/hr	Y	N	0	N/A	1
HTH 212	LS	7/5/2016	Unk	58381	HEALTH INFO CLK I	N	SR08	63	T	1	B	12.84	12.84/hr	Y	N	0	N/A	1
HTH 212	LS	6/1/2016	1/3/2017	20428	HEALTH INFO TECH I	N	SR11	3	P	1	B	29988	29,988	Y	N	0	N/A	1
HTH 212	LS	10/1/2015	Unk	47604	CODER III	N	SR17	3	P	1	B	37980	41,736	Y	N	0	N/A	1
HTH 212	LS	3/17/2016	Unk	58303	HEALTH INFO ADMR	N	SR24	23	P	1	B	55236	105,000	Y	N	0	N/A	1
HTH 212	LS	3/31/2016	Unk	54259	REGISTERED PROF NURSE VI	N	SR24	29	T	1	B	104016	104,016	N	N	0	N/A	1
HTH 212	LS	2/16/2016	Unk	56316	REGISTERED PROF NURSE VI	N	SR24	29	P	0.6	B	104016	104,016	N	N	0	N/A	1
HTH 212	LS	6/17/2014	Unk	58006	NURSE AIDE ENTRY	N	HE02	70	T	0.1	B	17.51	36,780	Y	N	0	N/A	1
HTH 212	LS	6/17/2014	Unk	58009	NURSE AIDE ENTRY	N	HE02	70	T	0.1	B	17.51	36,780	Y	N	0	N/A	1
HTH 212	LS	3/30/2016	Unk	58304	NURSE AIDE ENTRY	N	HE02	70	T	0.1	B	17.51	36,780	N	N	0	N/A	1
HTH 212	LS	4/17/2012	Unk	57436	NURSE AIDE FP	N	HE04	10	T	0.1	B	18.13	38,076	N	N	0	N/A	1
HTH 212	LS	6/17/2014	1/9/2017	58007	NURSE AIDE FP	N	HE04	70	T	0.1	B	18.13	38,076	Y	N	0	N/A	1
HTH 212	LS	5/14/2016	Unk	102143	STUDENT HELPER I	Y		0	P	0.5	B	8.5	8.5	N	N	0	N/A	1
HTH 212	LS	10/2/2016	Unk	54297	CERTIFIED NURSE AIDE FP	N	HE04	10	P	1	B	37704	37,704	N	N	0	N/A	1
HTH 212	LS	1/5/2016	Unk	58289	MANAGEMENT ANALYST IV	N	SR22	13	P	1	B	49056	50,772	Y	N	0	N/A	1
HTH 212	LS	7/30/2016	1/30/2017	57783	REGISTERED PROF NURSE III	N	SR20	9	T	0.5	B	87228	87,228	Y	N	0	N/A	1
HTH 212	LS	11/12/2013	Unk	57889	CERTIFIED NURSE AIDE ENTRY	N	HE02	10	T	0.1	B	36420	36,780	N	N	0	N/A	1
HTH 212	LS	11/1/2016	Unk	57423	CERTIFIED NURSE AIDE FP	N	HE04	10	P	0.5	B	37704	38,076	N	N	0	N/A	1
HTH 212	LS	8/17/2016	Unk	58390	CERTIFIED NURSE AIDE FP	N	HE04	10	T	1	B	37704	38,076	N	N	0	N/A	1
HTH 212	LS	8/17/2016	Unk	58391	CERTIFIED NURSE AIDE FP	N	HE04	10	T	1	B	37704	38,076	N	N	0	N/A	1
HTH 212	LS	6/29/2016	Unk	20567	LICENSED PRACTICAL NURSE FP	N	HE08	10	P	1	B	43656	44,088	Y	N	0	N/A	1
HTH 212	LS	8/10/2016	Unk	56836	LICENSED PRACTICAL NURSE FP	N	HE08	10	P	1	B	43656	44,088	Y	N	0	N/A	1
HTH 212	LS	10/25/2014	Unk	57299	SPEECH PATHOLOGIST III	N	SR20	13	P	0.5	B	45348	36,498	Y	N	0	N/A	1
HTH 212	LS	10/1/2014	Unk	55475	OCCUPATIONAL THERAPIST III	N	SR20	13	P	0.9	B	45348	65,113.00	Y	N	0	N/A	1
HTH 212	LS	12/22/2014	Unk	57676	KITCHEN HELPER	N	BC02	1	T	0.5	B	38160	38,160	Y	N	0	N/A	1
HTH 212	LS	10/1/2016	Unk	57677	KITCHEN HELPER	N	BC02	1	P	1	B	38160	38,160	Y	N	0	N/A	1
HTH 212	LS	10/24/2016	Unk	58300	KITCHEN HELPER	N	BC02	1	T	1	B	38160	38,160	Y	N	0	N/A	1
HTH 212	LS	3/3/2016	Unk	58301	ASSISTANT TO THE DIETITIAN	N	BC03	1	T	1	B	39240	39,240	N	N	0	N/A	1
HTH 212	LS	9/3/2016	Unk	52130	COOK II	N	BC08	1	P	1	B	47784	47,784	Y	N	0	N/A	1
HTH 212	LS	3/3/2016	Unk	58299	COOK II	N	BC08	61	T	0.1	B	22.97	23	Y	N	0	N/A	1
HTH 212	LS	11/3/2014	Unk	27316	PATIENT ACCESS REP I	N	SR11	3	P	1	B	29988	30,468	N	N	0	N/A	1
HTH 212	LS	10/30/2012	Unk	57626	ACCOUNT CLERK III	N	SR11	3	T	0.1	B	29988	30,468	Y	N	0	N/A	1
HTH 212	LS	9/1/2016	Unk	22999	LICENSED PRACTICAL NURSE FP	N	HE08	10	P	0.6	B	43656	47,784	Y	N	0	N/A	1
HTH 212	LS	9/23/2016	Unk	58397	IMAGING SPECIALIST II	N	SR18	73	T	0.1	B	20.18	43,428	Y	N	0	N/A	1
HTH 212	LS	8/1/2016	Unk	22980	PATIENT ACCOUNT REP III	N	SR15	3	P	1	B	35112	35,676	N	N	0	N/A	1

Hawaii Health Systems Corporation  
Positions Filled from July 1, 2015 to November 30, 2016

Table 13

Prog ID	Sub-Org	Effective Date Position Filled	Position Number	Position Title	Exempt (Y/N)	SR Level	BU Code	T/P	MOF	Budgeted FTE	Budgeted Salary	Actual FTE	Actual Salary	Occupied
														by 89 Day Hire (Y/N)
HTH 210	LA	7/7/2015	56605	INFO SYSTEMS SUPPT TECH II	N	SR15	3	T	B	1	\$ 35,112.00	1	\$ 35,112.00	N
HTH 210	LA	11/17/2015	56605	INFO SYSTEMS SUPPT TECH II	N	SR15	3	T	B	1	\$ 35,112.00	1	\$ 35,112.00	N
HTH 210	LA	12/1/2015	55534	SENIOR CONTRACTS MANAGER	N	EM05	35	P	B	1	\$ 108,696.00	1	\$ 92,441.04	N
HTH 210	LA	12/16/2015	57284	INFORMATION SYSTEMS SPCLT VI	N	SR26	13	T	B	1	\$ 85,416.00	1	\$ 57,720.00	N
HTH 210	LA	5/16/2016	53407	INFORMATION SYSTEMS SPCLT V	N	SR24	13	P	B	1	\$ 81,756.00	1	\$ 67,188.00	N
HTH 210	LA	5/13/2016	108588	ASST GENERAL COUNSEL	Y	MTH	0	T	B	1	\$ 99,999.96	1	\$ 99,999.96	N
HTH 210	LA	8/29/2016	56610	INFORMATION SYSTEMS SPCLT II	N	SR18	13	P	B	1	\$ 41,964.00	1	\$ 41,964.00	N
HTH 210	LA	10/17/2016	57286	INFORMATION SYSTEMS SPCLT I	N	SR16	13	T	B	1	\$ 38,772.00	1	\$ 38,772.00	N
HTH 210	LA	10/24/2016	57820	INFORMATION SYSTEMS SPCLT I	N	SR16	13	T	B	1	\$ 38,772.00	1	\$ 38,772.00	N
HTH 210	LA	11/7/2016	57821	INFORMATION SYSTEMS SPCLT I	N	SR16	13	T	B	1	\$ 38,772.00	1	\$ 38,772.00	N
HTH 212	LS	7/6/2015	109294	STAFF PHYSICIAN	Y	YS001	0	T	B	1	\$ 320,000.00	1	\$ 339,999.96	N
HTH 212	LS	7/4/2015	54234	CERTIFIED NURSE AIDE FP	N	HE04	10	T	B	1	\$ 19,470.00	1	\$ 37,512.00	N
HTH 212	LS	7/1/2015	109436	ASST HOSPITAL ADMR	Y	MTI	0	T	B	1	\$ 145,000.00	1	\$ 120,000.00	N
HTH 212	LS	7/13/2015	54608	CLERK IV	N	SR10	3	T	B	1	\$ 29,988.00	1	\$ 28,872.00	N
HTH 212	LS	7/13/2015	26612	PURCHASING TECHNICIAN II	N	SR13	3	T	B	1	\$ 33,720.00	1	\$ 32,460.00	N
HTH 212	LS	7/13/2015	43521	STORES CLERK II	N	SR08	3	T	B	1	\$ 27,768.00	1	\$ 26,700.00	N
HTH 212	LS	7/13/2015	53526	HUMAN RESOURCES CLERK II	N	SR07	63	P	B	1	\$ 32,460.00	1	\$ 25,632.00	N
HTH 212	LS	7/14/2015	57882	REGISTERED PROF NURSE III	N	SR20	9	T	B	1	\$ 136,896.00	1	\$ 83,868.00	N
HTH 212	LS	7/27/2015	57078	UTILITY WORKER	N	BC03	1	T	B	1	\$ 39,240.00	1	\$ 36,972.00	N
HTH 212	LS	8/10/2015	57249	SOCIAL WORKER III	N	SR20	13	T	B	1	\$ 55,776.00	1	\$ 43,812.00	N
HTH 212	LS	8/10/2015	47606	PSYCHIATRIC AIDE ENTRY	N	HE04	10	T	B	1	\$ 38,940.00	1	\$ 37,512.00	N
HTH 212	LS	8/15/2015	20350	KITCHEN HELPER	N	BC02	1	T	B	1	\$ 38,160.00	1	\$ 35,964.00	N
HTH 212	LS	8/17/2015	20639	STORES CLERK II	N	SR08	3	T	B	1	\$ 37,980.00	1	\$ 26,700.00	N
HTH 212	LS	9/3/2015	31162	PHARMACIST I	N	SR22	13	T	B	0.5	\$ 48,924.00	0.5	\$ 47,400.00	N
HTH 212	LS	9/8/2015	21567	PHARMACIST I	N	SR22	13	T	B	1	\$ 97,848.00	1	\$ 47,400.00	N
HTH 212	LS	9/8/2015	20543	REGISTERED PROF NURSE III	N	SR20	9	T	B	0.9	\$ 88,290.00	0.9	\$ 83,868.00	N
HTH 212	LS	9/14/2015	57489	REGISTERED PROF NURSE III	N	SR20	9	T	B	0.6	\$ 58,860.00	0.6	\$ 83,868.00	N
HTH 212	LS	10/26/2015	54159	REGISTERED PROF NURSE III	N	SR20	9	T	B	0.9	\$ 90,493.20	0.9	\$ 83,868.00	N
HTH 212	LS	10/26/2015	55493	PSYCHIATRIC AIDE ENTRY	N	HE04	10	T	B	1	\$ 38,940.00	1	\$ 37,512.00	N
HTH 212	LS	10/5/2015	55468	REGISTERED PROF NURSE III	N	SR20	9	T	B	1	\$ 98,100.00	1	\$ 83,868.00	N
HTH 212	LS	11/1/2015	20308	PATIENT ACCESS MGR I	N	SR24	13	P	B	1	\$ 62,112.00	1	\$ 60,012.00	N
HTH 212	LS	11/9/2015	20317	CLERK IV	N	SR10	3	T	B	1	\$ 31,236.00	1	\$ 28,872.00	N
HTH 212	LS	11/1/2015	56515	PATIENT ACCESS REP I	N	SR11	3	P	B	1	\$ 42,684.00	1	\$ 41,064.00	N
HTH 212	LS	11/16/2015	54193	KITCHEN HELPER	N	BC02	1	T	B	1	\$ 38,160.00	1	\$ 36,684.00	N
HTH 212	LS	11/2/2015	109528	MEDICAL DIRECTOR	Y	MTD	0	T	B	0.8	\$ 192,000.00	0.8	\$ 192,000.00	N
HTH 212	LS	11/9/2015	57527	REGISTERED PROF NURSE III	N	SR20	9	T	B	0.5	\$ 49,050.00	0.5	\$ 83,868.00	N
HTH 212	LS	11/13/2015	109459	DIRECTOR OF NURSING	Y	MTI	0	T	B	1	\$ 130,000.00	1	\$ 122,499.96	N
HTH 212	LS	11/1/2015	109533	STAFF PHYSICIAN	Y	YS001	0	T	B	0.1	\$ 20,800.00	0.1	\$ 208,000.00	Y
HTH 212	LS	11/23/2015	41890	REGISTERED PROF NURSE II	N	SR18	9	T	B	0.5	\$ 45,360.00	0.5	\$ 70,548.00	N
HTH 212	LS	11/23/2015	54555	REGISTERED PROF NURSE II	N	SR18	9	T	B	0.5	\$ 45,360.00	0.5	\$ 70,548.00	N
HTH 212	LS	12/16/2015	58225	REGISTERED PROF NURSE IV	N	SR22	9	P	B	1	\$ 110,880.00	1	\$ 106,620.00	N
HTH 212	LS	12/7/2015	58218	OUTPATIENT CLINICAL ASST FP	N	HE06	10	T	B	1	\$ 41,976.00	1	\$ 40,164.00	N
HTH 212	LS	12/14/2015	20579	NURSE AIDE ENTRY	N	HE02	10	T	B	0.6	\$ 22,622.40	0.6	\$ 36,240.00	N



Hawaii Health Systems Corporation  
Positions Filled from July 1, 2015 to November 30, 2016

Table 13

HTH 212	LS	12/14/2015	54434	REGISTERED PROF NURSE III	N	SR20	9	T	B	0.9	\$ 88,290.00	0.9	\$ 83,868.00	N
HTH 212	LS	12/14/2015	20330	COOK II	N	BC08	1	T	B	1	\$ 47,784.00	1	\$ 45,924.00	N
HTH 212	LS	12/18/2015	58013	COOK I	N	BC05	1	T	B	0.5	\$ 21,228.00	0.5	\$ 40,812.00	N
HTH 212	LS	12/28/2015	54179	NURSE AIDE FP	N	HE04	10	T	B	1	\$ 38,940.00	1	\$ 37,512.00	N
HTH 212	LS	1/19/2016	57802	LICENSED PRACTICAL NURSE ENTRY	N	HE06	10	T	B	1	\$ 45,384.00	1	\$ 40,368.00	N
HTH 212	LS	1/30/2016	57156	NURSE AIDE FP	N	HE04	10	T	B	0.5	\$ 18,852.00	0.5	\$ 37,704.00	N
HTH 212	LS	1/18/2016	55765	NURSE AIDE ENTRY	N	HE02	10	T	B	1	\$ 38,940.00	1	\$ 36,420.00	N
HTH 212	LS	1/11/2016	52177	REGISTERED PROF NURSE III	N	SR20	9	T	B	0.5	\$ 88,290.00	0.5	\$ 83,868.00	N
HTH 212	LS	1/11/2016	57901	HEALTH INFO CLK I	N	SR08	3	T	B	0.5	\$ 13,350.00	0.5	\$ 26,700.00	N
HTH 212	LS	1/19/2016	55729	SPEECH PATHOLOGIST III	N	SR20	13	T	B	1	\$ 72,996.00	1	\$ 45,348.00	N
HTH 212	LS	1/19/2016	44747	CERTIFIED NURSE AIDE ENTRY	N	HE02	10	T	B	0.5	\$ 18,852.00	0.5	\$ 36,420.00	N
HTH 212	LS	2/1/2016	58219	LICENSED PRACTICAL NURSE III	N	HE10	10	T	B	1	\$ 53,220.00	1	\$ 51,180.00	N
HTH 212	LS	2/8/2016	54271	REGISTERED PROF NURSE III	N	SR20	9	T	B	1	\$ 94,332.00	1	\$ 83,868.00	N
HTH 212	LS	2/8/2016	57264	CLERK IV	N	SR10	3	T	B	1	\$ 28,872.00	1	\$ 28,872.00	N
HTH 212	LS	2/8/2016	33266	LAUNDRY HELPER I	N	BC02	1	T	B	1	\$ 38,160.00	1	\$ 36,684.00	N
HTH 212	LS	2/22/2016	47246	CLERK IV	N	SR10	3	T	B	1	\$ 29,988.00	1	\$ 28,872.00	N
HTH 212	LS	2/29/2016	56493	PHARMACY TECHNICIAN ENTRY	N	HE04	10	T	B	1	\$ 38,940.00	1	\$ 37,704.00	N
HTH 212	LS	3/14/2016	30824	ACCOUNT CLERK III	N	SR11	3	T	B	1	\$ 29,988.00	1	\$ 29,988.00	N
HTH 212	LS	3/8/2016	54406	IMAGING SPECIALIST IV	N	SR22	13	T	B	1	\$ 73,284.00	1	\$ 67,188.00	N
HTH 212	LS	3/14/2016	57644	CLERK IV	N	SR10	3	T	B	1	\$ 28,872.00	1	\$ 28,872.00	N
HTH 212	LS	3/16/2016	58220	INFORMATION SYSTEMS SPCLT V	N	SR24	13	P	B	1	\$ 72,648.00	1	\$ 72,648.00	N
HTH 212	LS	3/29/2016	33248	UTILITY WORKER	N	BC03	1	T	B	1	\$ 39,240.00	1	\$ 37,716.00	N
HTH 212	LS	4/1/2016	56738	IMAGING SPECIALIST VI	N	SR26	13	T	B	1	\$ 75,588.00	1	\$ 75,588.00	N
HTH 212	LS	4/4/2016	55813	IMAGING SPECIALIST III	N	SR20	13	T	B	1	\$ 45,348.00	1	\$ 45,348.00	N
HTH 212	LS	4/11/2016	54704	REVENUE CYCLE ANALYST V	N	SR24	13	P	B	1	\$ 55,236.00	1	\$ 55,236.00	N
HTH 212	LS	4/11/2016	108953	ASST ADMR	Y	MTI	0	T	B	1	\$ -	1	\$ 120,000.00	N
HTH 212	LS	4/25/2016	20404	LAUNDRY HELPER I	N	BC02	1	T	B	1	\$ 38,160.00	1	\$ 37,416.00	N
HTH 212	LS	5/16/2016	58332	REGISTERED PROF NURSE III	N	SR20	9	T	B	0.9	\$ 81,648.00	0.9	\$ 83,868.00	N
HTH 212	LS	5/23/2016	58227	REGISTERED PROF NURSE III	N	SR20	9	T	B	0.9	\$ 88,290.00	0.9	\$ 83,868.00	N
HTH 212	LS	5/2/2016	109480	RESIDENT PHYSICIAN	Y	YS001	0	T	B	1	\$ 55,000.00	1	\$ 54,999.96	N
HTH 212	LS	5/31/2016	20694	CODER I	N	SR13	3	P	B	1	\$ 36,060.00	1	\$ 32,460.00	N
HTH 212	LS	6/16/2016	58028	REGISTERED PROF NURSE IV	N	SR22	9	P	B	1	\$ 110,880.00	1	\$ 106,620.00	N
HTH 212	LS	6/6/2016	20484	REGISTERED PROF NURSE III	N	SR20	9	T	B	0.9	\$ 88,290.00	0.9	\$ 83,868.00	N
HTH 212	LS	6/16/2016	58222	MANAGEMENT ANALYST IV	N	SR22	13	P	B	1	\$ 49,056.00	1	\$ 49,056.00	N
HTH 212	LS	6/16/2016	57897	INFORMATION SYSTEMS SPCLT IV	N	SR22	13	T	B	1	\$ 49,056.00	1	\$ 49,056.00	N
HTH 212	LS	6/13/2016	55810	IMAGING SPECIALIST IV	N	SR22	13	T	B	1	\$ 84,996.00	1	\$ 72,648.00	N
HTH 212	LS	6/20/2016	109550	RESIDENT PHYSICIAN	Y	YS001	0	T	B	1	\$ 55,000.00	1	\$ 54,999.96	N
HTH 212	LS	6/20/2016	109551	RESIDENT PHYSICIAN	Y	YS001	0	T	B	1	\$ 55,000.00	1	\$ 54,999.96	N
HTH 212	LS	6/20/2016	109548	RESIDENT PHYSICIAN	Y	YS001	0	T	B	1	\$ 55,000.00	1	\$ 54,999.96	N
HTH 212	LS	6/20/2016	109549	RESIDENT PHYSICIAN	Y	YS001	0	T	B	1	\$ 55,000.00	1	\$ 54,999.96	N
HTH 212	LS	7/5/2016	54146	REGISTERED PROF NURSE III	N	SR20	9	T	B	0.9	\$ 88,290.00	0.9	\$ 87,228.00	N
HTH 212	LS	7/5/2016	55043	REGISTERED PROF NURSE III	N	SR20	9	T	B	0.9	\$ 88,290.00	0.9	\$ 87,228.00	N
HTH 212	LS	7/11/2016	54522	STORES CLERK II	N	SR08	3	T	B	1	\$ 26,700.00	1	\$ 26,700.00	N
HTH 212	LS	7/11/2016	42033	CENTRAL SUPPLY AIDE I	N	SR06	3	T	B	1	\$ 24,636.00	1	\$ 24,636.00	N
HTH 212	LS	7/11/2016	108775	ASST ADMR	Y	MTK	0	T	B	1	\$ 80,008.00	1	\$ 70,008.00	N
HTH 212	LS	7/11/2016	58331	IMAGING SPECIALIST III	N	SR20	13	T	B	1	\$ 45,348.00	1	\$ 45,348.00	N
HTH 212	LS	7/11/2016	54154	REGISTERED PROF NURSE III	N	SR20	9	T	B	0.6	\$ 58,860.00	0.6	\$ 87,228.00	N

Hawaii Health Systems Corporation  
Positions Filled from July 1, 2015 to November 30, 2016

Table 13

HTH 212	LS	8/29/2016	20617	OUTPATIENT CLINICAL ASST FP	N	HE06	10	T	B	1	\$	40,368.00	1	\$	40,368.00	N
HTH 212	LS	8/29/2016	20301	PATIENT FINANCIAL COUNSELOR	N	SR15	3	P	B	1	\$	35,112.00	1	\$	35,112.00	N
HTH 212	LS	8/29/2016	58388	SOCIAL SVC ASST IV	N	SR11	3	T	B	1	\$	29,988.00	1	\$	29,988.00	N
HTH 212	LS	8/1/2016	20311	PATIENT ACCESS REP I	N	SR11	3	T	B	1	\$	29,988.00	1	\$	29,988.00	N
HTH 212	LS	8/30/2016	109535	STAFF PHYSICIAN	Y	YS001	0	T	B	0.1	\$	20,800.00	0.1	\$	208,000.00	Y
HTH 212	LS	8/1/2016	20481	REGISTERED PROF NURSE III	N	SR20	9	T	B	0.9	\$	88,290.00	0.9	\$	87,228.00	N
HTH 212	LS	8/1/2016	20388	MANAGEMENT ANALYST I	N	SR16	13	T	B	1	\$	38,772.00	1	\$	38,772.00	N
HTH 212	LS	8/8/2016	55742	REGISTERED PROF NURSE IV	N	SR22	9	T	B	1	\$	108,180.00	1	\$	96,156.00	N
HTH 212	LS	8/11/2016	109106	STAFF PHYSICIAN	Y	YS001	0	T	B	1	\$	190,000.00	1	\$	189,999.96	N
HTH 212	LS	8/15/2016	21451	HUMAN RESOURCES SPECIALIST IV	N	SR22	73	P	B	1	\$	49,056.00	1	\$	49,056.00	N
HTH 212	LS	8/15/2016	42031	CENTRAL SUPPLY AIDE I	N	SR06	3	T	B	1	\$	24,636.00	1	\$	24,636.00	N
HTH 212	LS	8/22/2016	109309	STAFF PHYSICIAN	Y	YS001	0	T	B	1	\$	210,000.00	1	\$	210,000.00	N
HTH 212	LS	8/29/2016	57685	CLERK IV	N	SR10	3	T	B	1	\$	28,872.00	1	\$	28,872.00	N
HTH 212	LS	9/19/2016	31186	PATIENT ACCESS REP I	N	SR11	3	T	B	1	\$	29,988.00	1	\$	29,988.00	N
HTH 212	LS	9/6/2016	108924	ASST ADMR/CFO & CIO	Y	MTG	0	T	B	1	\$	210,000.00	1	\$	210,000.00	N
HTH 212	LS	9/19/2016	53443	SOCIAL WORKER III	N	SR20	13	T	B	1	\$	50,532.00	1	\$	45,348.00	N
HTH 212	LS	9/19/2016	57533	REGISTERED PROF NURSE III	N	SR20	9	T	B	0.9	\$	78,505.20	0.9	\$	87,228.00	N
HTH 212	LS	9/27/2016	53758	CLERK IV	N	SR10	3	T	B	1	\$	28,872.00	1	\$	28,872.00	N
HTH 212	LS	10/17/2016	41889	REGISTERED PROF NURSE II	N	SR18	9	T	B	0.9	\$	66,031.20	0.9	\$	73,368.00	N
HTH 212	LS	10/24/2016	53581	PSYCHIATRIC AIDE ENTRY	N	HE04	10	T	B	1	\$	37,704.00	1	\$	37,704.00	N
HTH 212	LS	10/17/2016	57797	REGISTERED PROF NURSE II	N	SR18	9	T	B	0.6	\$	44,020.80	0.6	\$	73,368.00	N
HTH 212	LS	10/10/2016	47556	STEAM PLANT OPERATOR I	N	BC05	1	T	B	1	\$	42,456.00	1	\$	42,456.00	N
HTH 212	LS	10/17/2016	55739	PATIENT ACCESS REP I	N	SR11	3	T	B	1	\$	29,988.00	1	\$	29,988.00	N
HTH 212	LS	10/17/2016	41191	REGISTERED PROF NURSE II	N	SR18	9	T	B	0.9	\$	66,031.20	0.9	\$	73,368.00	N
HTH 212	LS	10/17/2016	41196	REGISTERED PROF NURSE II	N	SR18	9	T	B	0.6	\$	44,020.80	0.6	\$	73,368.00	N
HTH 212	LS	10/17/2016	54628	REGISTERED PROF NURSE III	N	SR20	9	T	B	0.9	\$	78,505.20	0.9	\$	87,228.00	N
HTH 212	LS	10/17/2016	54439	REGISTERED PROF NURSE II	N	SR18	9	T	B	0.9	\$	66,031.20	0.9	\$	73,368.00	N
HTH 212	LS	10/17/2016	49240	REGISTERED PROF NURSE II	N	SR18	9	T	B	0.7	\$	51,357.60	0.7	\$	73,368.00	N
HTH 212	LS	10/17/2016	57255	REGISTERED PROF NURSE II	N	SR18	9	T	B	0.9	\$	66,031.20	0.9	\$	73,368.00	N
HTH 212	LS	10/17/2016	58353	REGISTERED PROF NURSE III	N	SR20	9	T	B	0.6	\$	52,336.80	0.6	\$	87,228.00	N
HTH 212	LS	10/17/2016	58354	REGISTERED PROF NURSE II	N	SR18	9	T	B	0.6	\$	44,020.80	0.6	\$	73,368.00	N
HTH 212	LS	10/17/2016	30287	REGISTERED PROF NURSE II	N	SR18	9	T	B	0.6	\$	44,020.80	0.6	\$	73,368.00	N
HTH 212	LS	10/17/2016	25171	REGISTERED PROF NURSE III	N	SR20	9	T	B	0.6	\$	52,336.80	0.6	\$	87,228.00	N
HTH 212	LS	10/17/2016	109313	STAFF PHYSICIAN	Y	YS001	0	T	B	1	\$	396,240.00	1	\$	396,240.00	Y
HTH 212	LS	10/24/2016	56659	UTILITY WORKER	N	BC03	1	T	B	1	\$	39,240.00	1	\$	39,240.00	N
HTH 212	LS	10/24/2016	41290	REGISTERED PROF NURSE III	N	SR20	9	T	B	0.6	\$	52,336.80	0.6	\$	87,228.00	N
HTH 212	LS	10/31/2016	55822	DIR OF IMAGING (FACILITY)	N	EM03	35	P	B	1	\$	105,000.00	1	\$	105,000.00	N
HTH 212	LS	11/7/2016	55819	IMAGING SPECIALIST IV	N	SR22	13	T	B	1	\$	80,004.00	1	\$	72,648.00	N
HTH 212	LS	7/13/2015	56751	HEALTH INFO CLK I	N	SR08	3	T	B	1	\$	26,700.00	1	\$	26,700.00	N
HTH 212	LS	8/14/2015	20338	KITCHEN HELPER	N	BC02	1	T	B	1	\$	39,240.00	1	\$	35,964.00	N
HTH 212	LS	11/9/2015	57431	CLERK IV	N	SR10	3	T	B	1	\$	28,872.00	1	\$	28,872.00	N
HTH 212	LS	11/9/2015	55998	PSYCHIATRIC AIDE FP	N	HE06	10	T	B	1	\$	40,164.00	1	\$	40,164.00	N
HTH 212	LS	11/1/2015	58104	GENERAL LABORER II	N	BC03	1	P	B	1	\$	39,240.00	1	\$	37,716.00	N
HTH 212	LS	12/1/2015	57804	INFORMATION SYSTEMS SPLCT III	N	SR20	13	P	B	1	\$	45,348.00	1	\$	43,812.00	N
HTH 212	LS	12/7/2015	50233	ENVIRON SVCS WKR II	N	BC02	1	T	B	1	\$	38,160.00	1	\$	36,684.00	N
HTH 212	LS	12/7/2015	20337	ASSISTANT TO THE DIETITIAN	N	BC03	1	T	B	1	\$	39,240.00	1	\$	37,716.00	N
HTH 212	LS	12/28/2015	41855	HEALTH INFO CLK I	N	SR08	3	T	B	0.5	\$	13,350.00	0.5	\$	26,700.00	N



Hawaii Health Systems Corporation  
Positions Filled from July 1, 2015 to November 30, 2016

Table 13

HTH 212	LS	1/19/2016	58280	MANAGEMENT ANALYST III	N	SR20	13	T	B	1	\$ 45,348.00	1	\$ 45,348.00	N
HTH 212	LS	2/1/2016	55281	SPEECH PATHOLOGIST III	N	SR20	13	T	B	1	\$ 45,348.00	1	\$ 45,348.00	N
HTH 212	LS	2/16/2016	24915	IMAGING SPECIALIST II	N	SR18	13	T	B	1	\$ 41,964.00	1	\$ 41,964.00	N
HTH 212	LS	3/14/2016	57368	CLERK IV	N	SR10	3	T	B	1	\$ 28,872.00	1	\$ 28,872.00	N
HTH 212	LS	3/21/2016	58281	TRAUMA REGISTRAR TECH I	N	SR10	3	T	B	1	\$ 28,872.00	1	\$ 28,872.00	N
HTH 212	LS	3/21/2016	55535	CONTRACTS MANAGER II	N	SR26	13	P	B	1	\$ -	1	\$ 88,404.00	N
HTH 212	LS	5/23/2016	56331	REGISTERED PROF NURSE III	N	SR20	9	T	B	0.9	\$ 78,505.20	0.9	\$ 83,868.00	N
HTH 212	LS	8/8/2016	56002	MANAGEMENT ANALYST I	N	SR16	13	T	B	1	\$ 38,772.00	1	\$ 38,772.00	N
HTH 212	LS	9/7/2016	43151	CLERK IV	N	SR10	3	T	B	0.5	\$ 14,436.00	0.5	\$ 28,872.00	N
HTH 212	LS	11/21/2016	57628	CLERK IV	N	SR10	3	T	B	1	\$ 28,872.00	1	\$ 28,872.00	N
HTH 212	LS	11/21/2016	56852	INFORMATION SYSTEMS SPCLT IV	N	SR22	13	P	B	1	\$ 49,056.00	1	\$ 49,056.00	N
HTH 212	LS	11/21/2016	20502	REGISTERED PROF NURSE III	N	SR20	9	T	B	0.6	\$ 52,336.80	0.6	\$ 87,228.00	N
HTH 212	LS	11/21/2016	41187	REGISTERED PROF NURSE III	N	SR20	9	T	B	0.5	\$ 52,336.80	0.5	\$ 87,228.00	N
HTH 212	LS	11/28/2016	20314	PATIENT ACCESS REP I	N	SR11	3	T	B	1	\$ 29,988.00	1	\$ 29,988.00	N
HTH 212	LS	11/29/2016	58223	REGISTERED PROF NURSE IV	N	SR22	9	T	B	1	\$ 96,156.00	1	\$ 96,156.00	N
HTH 212	LS	7/29/2015	56741	REGISTERED PROF NURSE III	N	SR20	9	T	B	1	\$ 98,100.00	1	\$ 83,868.00	N
HTH 212	LS	7/30/2015	45545	ACCOUNTANT III	N	SR20	13	T	B	1	\$ 55,236.00	1	\$ 43,812.00	N
HTH 212	LS	10/5/2015	57088	LICENSED PRACTICAL NURSE FP	N	HE08	10	T	B	1	\$ 51,384.00	1	\$ 43,440.00	N
HTH 212	LS	10/19/2015	108925	DIRECTOR OF NURSING	N	MTK	0	T	B	1	\$ 122,500.00	1	\$ 122,499.96	N
HTH 212	LS	10/26/2015	57788	REGISTERED PROF NURSE III	N	SR20	9	T	B	1	\$ 98,100.00	1	\$ 83,868.00	N
HTH 212	LS	11/16/2015	20230	KITCHEN HELPER	N	BC02	1	T	B	1	\$ 38,160.00	1	\$ 36,684.00	N
HTH 212	LS	12/1/2015	58210	CERTIFIED NURSE AIDE FP	N	HE04	10	T	B	1	\$ 38,940.00	1	\$ 37,512.00	N
HTH 212	LS	12/14/2015	49463	CERTIFIED NURSE AIDE ENTRY	N	HE02	10	T	B	1	\$ 37,704.00	1	\$ 36,240.00	N
HTH 212	LS	12/14/2015	49465	KITCHEN HELPER	N	BC02	1	T	B	1	\$ 38,160.00	1	\$ 36,684.00	N
HTH 212	LS	1/19/2016	58209	CERTIFIED NURSE AIDE ENTRY	N	HE02	10	T	B	1	\$ 38,940.00	1	\$ 36,420.00	N
HTH 212	LS	4/1/2016	20608	LICENSED PRACTICAL NURSE FP	N	HE08	10	P	B	1	\$ 51,384.00	1	\$ 43,656.00	N
HTH 212	LS	4/1/2016	20638	LICENSED PRACTICAL NURSE FP	N	HE08	10	P	B	1	\$ 53,160.00	1	\$ 47,160.00	N
HTH 212	LS	6/16/2016	20226	UTILITY WORKER	N	BC03	1	P	B	1	\$ 39,240.00	1	\$ 38,472.00	N
HTH 212	LS	6/3/2016	55541	IMAGING SPECIALIST II	N	SR18	13	T	B	0.5	\$ 25,518.00	0.5	\$ 51,036.00	N
HTH 212	LS	7/18/2016	58342	GENERAL LABORER I	N	BC02	1	T	B	1	\$ 38,160.00	1	\$ 37,416.00	N
HTH 212	LS	8/15/2016	56924	REGISTERED PROF NURSE III	N	SR20	9	P	B	1	\$ 98,100.00	1	\$ 87,228.00	N
HTH 212	LS	8/29/2016	54221	REGISTERED PROF NURSE III	N	SR20	9	T	B	0.8	\$ 69,782.40	0.8	\$ 87,228.00	N
HTH 212	LS	9/6/2016	41454	CLERK IV	N	SR10	3	T	B	1	\$ 28,872.00	1	\$ 28,872.00	N
HTH 212	LS	10/9/2016	58212	CERTIFIED NURSE AIDE FP	N	HE04	10	P	B	1	\$ 37,704.00	1	\$ 37,704.00	N
HTH 212	LS	10/15/2016	58213	CERTIFIED NURSE AIDE FP	N	HE04	10	P	B	1	\$ 37,704.00	1	\$ 37,704.00	Y
HTH 212	LS	10/24/2016	58347	DIETARY AIDE	N	BC03	1	P	B	1	\$ 39,240.00	1	\$ 39,240.00	N
HTH 212	LS	10/17/2016	56841	CERTIFIED NURSE AIDE ENTRY	N	HE02	10	T	B	1	\$ 36,420.00	1	\$ 36,420.00	N
HTH 212	LS	7/5/2016	58300	KITCHEN HELPER	N	BC02	1	T	B	1	\$ 38,160.00	1	\$ 37,416.00	N
HTH 212	LS	7/13/2015	22986	REGISTERED PROF NURSE III	N	SR20	9	P	B	0.9	\$ 90,493.20	0.9	\$ 94,332.00	N
HTH 212	LS	8/6/2015	56645	REGISTERED PROF NURSE III	N	SR20	9	P	B	0.9	\$ 88,290.00	0.9	\$ 83,868.00	N
HTH 212	LS	11/23/2015	56520	REGISTERED PROF NURSE III	N	SR20	9	P	B	0.6	\$ 61,840.80	0.6	\$ 99,108.00	N
HTH 212	LS	11/1/2015	22985	REGISTERED PROF NURSE III	N	SR20	9	P	B	0.9	\$ 97,448.40	0.9	\$ 104,112.00	N
HTH 212	LS	11/1/2015	22998	CERTIFIED NURSE AIDE FP	N	HE04	10	P	B	1	\$ 38,940.00	1	\$ 37,512.00	N
HTH 212	LS	12/1/2015	109485	STAFF PHYSICIAN	Y	YS001	0	T	B	0.9	\$ 200,000.70	0.9	\$ 199,999.92	N
HTH 212	LS	2/17/2016	22984	REGISTERED PROF NURSE III	N	SR20	9	P	B	1	\$ 88,290.00	1	\$ 83,868.00	N
HTH 212	LS	3/14/2016	109510	DIRECTOR OF NURSING	Y	MTK	0	T	B	1	\$ 110,000.00	1	\$ 109,999.92	N
HTH 212	LS	6/27/2016	31862	IMAGING SPECIALIST III	N	SR20	13	P	B	0.9	\$ 45,932.40	0.9	\$ 51,036.00	N

Hawaii Health Systems Corporation  
Positions Filled from July 1, 2015 to November 30, 2016

Table 13

HTH 212	LS	8/1/2016	58345	PATIENT ACCOUNT REP I	N	SR11	3	T	B	1	\$ 29,988.00	1	\$ 29,988.00	N
HTH 212	LS	8/24/2016	23006	KITCHEN HELPER	N	BC02	1	T	B	1	\$ 38,160.00	1	\$ 37,416.00	N
HTH 212	LS	8/29/2016	23003	ENVIRON SVCS WKR II	N	BC02	1	P	B	1	\$ 38,160.00	1	\$ 37,416.00	N
HTH 212	LS	9/1/2016	58103	NURSE PRACTITIONER II	N	SR28	9	T	B	0.8	\$ 97,353.60	0.8	\$ 121,692.00	N
HTH 212	LS	7/13/2015	38487	CLERK IV	N	SR10	3	T	B	0.5	\$ 14,436.00	0.5	\$ 28,872.00	N
HTH 212	LS	12/21/2015	38487	CLERK IV	N	SR10	3	T	B	0.5	\$ 14,436.00	0.5	\$ 28,872.00	N
HTH 212	LS	11/21/2016	38487	CLERK IV	N	SR10	3	T	B	0.5	\$ 14,436.00	0.5	\$ 28,872.00	N
HTH 212	LS	11/1/2015	46813	ENVIRON SVCS WKR II	N	BC02	1	P	B	1	\$ 38,160.00	1	\$ 36,684.00	N
HTH 212	LS	9/3/2016	46813	ENVIRON SVCS WKR II	N	BC02	1	T	B	1	\$ 38,160.00	1	\$ 37,416.00	N
HTH 212	LS	7/5/2016	38499	CLERK IV	N	SR10	3	T	B	1	\$ 28,872.00	1	\$ 28,872.00	N
HTH 212	LS	9/19/2016	38499	CLERK IV	N	SR10	3	T	B	1	\$ 28,872.00	1	\$ 28,872.00	N
HTH 212	LS	8/17/2015	50230	SOCIAL WORKER IV	N	SR22	13	T	B	1	\$ 53,724.00	1	\$ 47,400.00	N
HTH 212	LS	1/4/2016	50230	SOCIAL WORKER IV	N	SR22	13	P	B	1	\$ 53,724.00	1	\$ 49,056.00	N
HTH 212	LS	2/8/2016	54300	SOCIAL WORKER IV	N	SR22	13	P	B	1	\$ 53,724.00	1	\$ 49,056.00	N
HTH 212	LS	10/17/2016	54300	SOCIAL WORKER IV	N	SR22	13	P	B	1	\$ 53,724.00	1	\$ 49,056.00	N
HTH 212	LS	7/13/2015	54394	CLERK IV	N	SR10	3	T	B	1	\$ 29,988.00	1	\$ 28,872.00	N
HTH 212	LS	3/14/2016	54394	CLERK IV	N	SR10	3	T	B	1	\$ 29,988.00	1	\$ 28,872.00	N
HTH 212	LS	7/11/2016	55352	HEALTH INFO TECH I	N	SR11	3	T	B	1	\$ 32,388.00	1	\$ 29,988.00	N
HTH 212	LS	10/17/2016	55352	HEALTH INFO TECH I	N	SR11	3	T	B	1	\$ 32,388.00	1	\$ 29,988.00	N
HTH 212	LS	8/10/2015	56314	REGISTERED PROF NURSE III	N	SR20	9	T	B	0.9	\$ 72,147.60	0.9	\$ 83,868.00	N
HTH 212	LS	1/11/2016	56314	REGISTERED PROF NURSE II	N	SR18	9	T	B	0.5	\$ 72,147.60	0.5	\$ 70,548.00	N
HTH 212	LS	6/29/2016	56836	LICENSED PRACTICAL NURSE FP	N	HE08	10	T	B	1	\$ 43,656.00	1	\$ 43,656.00	N
HTH 212	LS	7/1/2016	56836	LICENSED PRACTICAL NURSE FP	N	HE08	10	T	B	1	\$ 43,656.00	1	\$ 43,656.00	N
HTH 212	LS	9/1/2015	57085	INFORMATION SYSTEMS SPCLT IV	N	SR22	13	P	B	1	\$ 49,056.00	1	\$ 53,364.00	N
HTH 212	LS	9/2/2016	57085	INFORMATION SYSTEMS SPCLT IV	N	SR22	13	T	B	1	\$ 49,056.00	1	\$ 49,056.00	N
HTH 212	LS	1/19/2016	57601	HEALTH INFO CLK I	N	SR08	3	T	B	0.5	\$ 13,350.00	0.5	\$ 26,700.00	N
HTH 212	LS	10/10/2016	57601	HEALTH INFO CLK I	N	SR08	3	T	B	0.5	\$ 13,350.00	0.5	\$ 26,700.00	N
HTH 212	LS	8/8/2015	58080	COOK II	N	BC08	1	T	B	1	\$ 47,784.00	1	\$ 45,024.00	N
HTH 212	LS	2/22/2016	58080	COOK II	N	BC08	1	T	B	1	\$ 47,784.00	1	\$ 45,924.00	N
HTH 212	LS	7/16/2016	58080	COOK II	N	BC08	1	T	B	1	\$ 47,784.00	1	\$ 46,848.00	N
HTH 212	LS	8/17/2016	58211	CERTIFIED NURSE AIDE FP	N	HE04	10	T	B	1	\$ 36,420.00	1	\$ 37,704.00	N
HTH 212	LS	10/10/2016	58211	CERTIFIED NURSE AIDE ENTRY	N	HE02	10	T	B	1	\$ 36,420.00	1	\$ 36,420.00	N
HTH 212	LS	6/5/2016	58298	REGISTERED PROF NURSE III	N	SR20	9	T	B	1	\$ 87,228.00	1	\$ 83,868.00	N
HTH 212	LS	10/24/2016	58298	REGISTERED PROF NURSE III	N	SR20	9	T	B	1	\$ 87,228.00	1	\$ 87,228.00	N
HTH 212	LS	9/8/2015	109505	PHYSICIAN (EXTENDER)	Y	YS001	0	T	B	1	\$ 115,000.00	1	\$ 121,999.92	N
HTH 212	LS	9/6/2016	109505	PHYSICIAN (EXTENDER)	Y	YS001	0	T	B	1	\$ 115,000.00	1	\$ 114,999.96	N
HTH 212	LS	11/1/2015	109534	STAFF PHYSICIAN	Y	YS001	0	T	B	0.1	\$ 20,800.00	0.1	\$ 208,000.00	Y
HTH 212	LS	8/9/2016	109534	STAFF PHYSICIAN	Y	YS001	0	T	B	0.1	\$ 20,800.00	0.1	\$ 208,000.00	Y
HTH 212	LS	3/16/2016	109537	STAFF PHYSICIAN	Y	YS001	0	T	B	0.1	\$ 24,648.00	0.1	\$ 246,480.00	N
HTH 212	LS	8/2/2016	109537	STAFF PHYSICIAN	Y	YS001	0	T	B	0.1	\$ 24,648.00	0.1	\$ 246,480.00	N
HTH 212	LS	8/2/2015	20567	LICENSED PRACTICAL NURSE FP	N	HE08	10	T	B	1	\$ 43,656.00	1	\$ 43,440.00	N
HTH 212	LS	6/27/2016	20567	LICENSED PRACTICAL NURSE FP	N	HE08	10	T	B	1	\$ 43,656.00	1	\$ 43,656.00	N
HTH 212	LS	7/16/2015	57400	REGISTERED PROF NURSE III	N	SR20	9	P	B	0.9	\$ 88,290.00	0.9	\$ 83,868.00	N
HTH 212	LS	7/16/2015	33876	REGISTERED PROF NURSE VI	N	SR24	29	P	B	0.9	\$ 120,000.00	0.9	\$ 100,020.00	N
HTH 212	LS	7/25/2015	57954	KITCHEN HELPER	N	BC02	1	T	B	1	\$ 35,964.00	1	\$ 35,964.00	N
HTH 212	LS	8/13/2015	56963	REGISTERED PROF NURSE III	N	SR20	9	P	B	0.9	\$ 88,290.00	0.9	\$ 83,868.00	N
HTH 212	LS	8/17/2015	57233	REGISTERED PROF NURSE III	N	SR20	9	P	B	0.6	\$ 58,860.00	0.6	\$ 83,868.00	N



Hawaii Health Systems Corporation  
Positions Filled from July 1, 2015 to November 30, 2016

Table 13

HTH 212	LS	9/1/2015	34788	RESPIRATORY THERAPY TECH FP	N	HE12	10	P	B	0.6	\$	55,176.00	0.6	\$	55,176.00	N
HTH 212	LS	9/10/2015	57508	DATA PROCG USER SUPPT TECH	N	SR15	3	P	B	1	\$	35,112.00	1	\$	35,112.00	N
HTH 212	LS	9/23/2015	56835	REGISTERED PROF NURSE III	N	SR20	9	P	B	0.9	\$	88,290.00	0.9	\$	83,868.00	N
HTH 212	LS	10/15/2015	57808	REGISTERED PROF NURSE III	N	SR20	9	P	B	1	\$	98,100.00	1	\$	83,868.00	N
HTH 212	LS	10/15/2015	53893	REGISTERED PROF NURSE III	N	SR20	9	P	B	0.9	\$	88,290.00	0.9	\$	83,868.00	N
HTH 212	LS	10/15/2015	58157	REGISTERED PROF NURSE III	N	SR20	9	T	B	1	\$	98,100.00	1	\$	83,868.00	N
HTH 212	LS	11/18/2015	58056	REGISTERED PROF NURSE III	N	SR20	9	P	B	1	\$	98,100.00	1	\$	83,868.00	N
HTH 212	LS	11/1/2015	20276	DIETITIAN IV	N	SR22	13	P	B	1	\$	60,012.00	1	\$	60,012.00	N
HTH 212	LS	11/9/2015	58169	PATIENT ACCOUNT REP V	N	SR19	3	P	B	1	\$	54,012.00	1	\$	54,012.00	N
HTH 212	LS	11/12/2015	56296	REGISTERED PROF NURSE III	N	SR20	9	P	B	1	\$	98,100.00	1	\$	83,868.00	N
HTH 212	LS	11/12/2015	47037	REGISTERED PROF NURSE III	N	SR20	9	P	B	0.9	\$	88,290.00	0.9	\$	83,868.00	N
HTH 212	LS	12/10/2015	54010	REGISTERED PROF NURSE III	N	SR20	9	P	B	0.9	\$	88,290.00	0.9	\$	94,332.00	N
HTH 212	LS	12/2/2015	56581	PATIENT ACCESS REP I	N	SR11	3	P	B	1	\$	29,988.00	1	\$	29,988.00	N
HTH 212	LS	12/10/2015	56963	REGISTERED PROF NURSE III	N	SR20	9	P	B	0.9	\$	88,290.00	0.9	\$	83,868.00	N
HTH 212	LS	12/10/2015	58155	REGISTERED PROF NURSE III	N	SR20	9	P	B	0.9	\$	88,290.00	0.9	\$	83,868.00	N
HTH 212	LS	12/10/2015	58163	REGISTERED PROF NURSE III	N	SR20	9	T	B	1	\$	98,100.00	1	\$	83,868.00	N
HTH 212	LS	12/22/2015	58156	REGISTERED PROF NURSE III	N	SR20	9	P	B	0.9	\$	88,290.00	0.9	\$	83,868.00	N
HTH 212	LS	1/7/2016	47038	REGISTERED PROF NURSE III	N	SR20	9	P	B	1	\$	98,100.00	1	\$	83,868.00	N
HTH 212	LS	1/4/2016	53618	CERTIFIED NURSE AIDE FP	N	HE04	10	P	B	1	\$	37,704.00	1	\$	37,704.00	N
HTH 212	LS	1/13/2016	54198	CERTIFIED NURSE AIDE FP	N	HE04	10	P	B	1	\$	37,704.00	1	\$	37,704.00	N
HTH 212	LS	1/11/2016	55641	PATIENT ACCESS REP I	N	SR11	3	P	B	1	\$	29,988.00	1	\$	29,988.00	N
HTH 212	LS	1/7/2016	58176	PHARMACY TECHNICIAN ENTRY	N	HE04	10	P	B	1	\$	37,704.00	1	\$	37,704.00	N
HTH 212	LS	1/7/2016	51492	REGISTERED PROF NURSE III	N	SR20	9	P	B	0.9	\$	88,290.00	0.9	\$	83,868.00	N
HTH 212	LS	2/11/2016	58173	REGISTERED PROF NURSE III	N	SR20	9	P	B	0.9	\$	88,290.00	0.9	\$	83,868.00	N
HTH 212	LS	2/11/2016	45989	REGISTERED PROF NURSE III	N	SR20	9	P	B	1	\$	98,100.00	1	\$	83,868.00	N
HTH 212	LS	2/11/2016	48471	REGISTERED PROF NURSE III	N	SR20	9	P	B	0.9	\$	88,290.00	0.9	\$	83,868.00	N
HTH 212	LS	2/11/2016	53504	PATIENT ACCESS REP I	N	SR11	3	P	B	1	\$	29,988.00	1	\$	29,988.00	N
HTH 212	LS	2/11/2016	38484	REGISTERED PROF NURSE III	N	SR20	9	P	B	0.9	\$	88,290.00	0.9	\$	83,868.00	N
HTH 212	LS	3/10/2016	58077	REGISTERED PROF NURSE III	N	SR20	9	P	B	0.6	\$	58,860.00	0.6	\$	83,868.00	N
HTH 212	LS	3/10/2016	56582	PATIENT ACCESS REP I	N	SR11	3	P	B	1	\$	29,988.00	1	\$	29,988.00	N
HTH 212	LS	3/10/2016	58232	REGISTERED PROF NURSE II	N	SR18	9	T	B	1	\$	98,100.00	1	\$	70,548.00	N
HTH 212	LS	4/30/2016	51026	KITCHEN HELPER	N	BC02	1	P	B	1	\$	37,416.00	1	\$	37,416.00	N
HTH 212	LS	4/23/2016	58244	PHARMACIST I	N	SR22	13	P	B	1	\$	104,000.00	1	\$	49,056.00	N
HTH 212	LS	4/7/2016	57232	REGISTERED PROF NURSE III	N	SR20	9	P	B	0.9	\$	88,290.00	0.9	\$	83,868.00	N
HTH 212	LS	4/7/2016	58234	REGISTERED PROF NURSE II	N	SR18	9	T	B	1	\$	73,368.00	1	\$	70,548.00	N
HTH 212	LS	4/7/2016	58233	REGISTERED PROF NURSE II	N	SR18	9	T	B	1	\$	73,368.00	1	\$	70,548.00	N
HTH 212	LS	5/16/2016	57944	INFORMATION SYSTEMS SPCLT III	N	SR20	13	P	B	1	\$	45,348.00	1	\$	45,348.00	N
HTH 212	LS	5/26/2016	58243	CLERK IV	N	SR10	3	P	B	1	\$	28,872.00	1	\$	28,872.00	N
HTH 212	LS	6/16/2016	46574	SURGICAL TECHNICIAN FP	N	HE08	10	P	B	1	\$	43,568.00	1	\$	43,656.00	N
HTH 212	LS	6/16/2016	58178	CONSTR & MAINT WORKER I	N	BC09	1	T	B	1	\$	50,160.00	1	\$	50,160.00	N
HTH 212	LS	6/1/2016	35030	IMAGING SPECIALIST IV	N	SR22	13	P	B	1	\$	67,188.00	1	\$	67,188.00	N
HTH 212	LS	6/1/2016	58240	PATIENT ACCESS REP II	N	SR13	3	P	B	1	\$	36,000.00	1	\$	32,460.00	N
HTH 212	LS	6/16/2016	55839	IMAGING SPECIALIST IV	N	SR22	13	P	B	1	\$	67,188.00	1	\$	67,188.00	N
HTH 212	LS	6/16/2016	57808	REGISTERED PROF NURSE III	N	SR20	9	P	B	1	\$	98,100.00	1	\$	83,868.00	N
HTH 212	LS	7/5/2016	58068	REGISTERED PROF NURSE III	N	SR20	9	P	B	0.9	\$	88,290.00	0.9	\$	87,228.00	N
HTH 212	LS	7/5/2016	47078	STORES CLERK I	N	SR06	3	P	B	1	\$	24,636.00	1	\$	24,636.00	N
HTH 212	LS	7/21/2016	58241	RESEARCH STATISTICIAN IV	N	SR22	13	P	B	1	\$	52,824.00	1	\$	51,036.00	N

Hawaii Health Systems Corporation  
Positions Filled from July 1, 2015 to November 30, 2016

Table 13

HTH 212	LS	8/11/2016	56963	REGISTERED PROF NURSE III	N	SR20	9	P	B	0.9	\$ 88,290.00	0.9	\$ 87,228.00	N
HTH 212	LS	8/11/2016	47037	REGISTERED PROF NURSE III	N	SR20	9	P	B	0.9	\$ 88,290.00	0.9	\$ 87,228.00	N
HTH 212	LS	8/11/2016	57662	RESPIRATORY THERAPY TECH FP	N	HE12	10	P	B	0.9	\$ 55,452.00	0.9	\$ 55,452.00	N
HTH 212	LS	8/11/2016	58252	REGISTERED PROF NURSE II	N	SR18	9	T	B	1	\$ 73,368.00	1	\$ 73,368.00	N
HTH 212	LS	8/11/2016	54921	PATIENT ACCESS REP I	N	SR11	3	P	B	1	\$ 29,988.00	1	\$ 29,988.00	N
HTH 212	LS	8/11/2016	58253	REGISTERED PROF NURSE II	N	SR18	9	T	B	1	\$ 73,368.00	1	\$ 73,368.00	N
HTH 212	LS	8/11/2016	58233	REGISTERED PROF NURSE II	N	SR18	9	T	B	1	\$ 73,368.00	1	\$ 73,368.00	N
HTH 212	LS	9/15/2016	58406	REGISTERED PROF NURSE III	N	SR20	9	P	B	1	\$ 98,100.00	1	\$ 87,228.00	N
HTH 212	LS	9/15/2016	58235	REGISTERED PROF NURSE II	N	SR18	9	T	B	1	\$ 73,368.00	1	\$ 73,368.00	N
HTH 212	LS	9/15/2016	58411	REGISTERED PROF NURSE III	N	SR20	9	P	B	0.9	\$ 88,290.00	0.9	\$ 87,228.00	N
HTH 212	LS	9/15/2016	34186	REGISTERED PROF NURSE III	N	SR20	9	P	B	0.9	\$ 88,290.00	0.9	\$ 87,228.00	N
HTH 212	LS	9/15/2016	48471	REGISTERED PROF NURSE III	N	SR20	9	P	B	0.9	\$ 88,290.00	0.9	\$ 87,228.00	N
HTH 212	LS	9/15/2016	57953	REGISTERED PROF NURSE III	N	SR20	9	P	B	0.9	\$ 88,290.00	0.9	\$ 87,228.00	N
HTH 212	LS	9/28/2016	53504	PATIENT ACCESS REP I	N	SR11	3	P	B	1	\$ 29,988.00	1	\$ 29,988.00	N
HTH 212	LS	10/17/2016	58413	REGISTERED PROF NURSE VI	N	SR24	29	P	B	1	\$ 117,012.00	1	\$ 104,016.00	N
HTH 212	LS	10/12/2016	53782	REGISTERED PROF NURSE III	N	SR20	9	P	B	0.9	\$ 88,290.00	0.9	\$ 87,228.00	N
HTH 212	LS	10/13/2016	58407	ENVIRON SVCS SUPERVISOR II	N	F-202	2	P	B	1	\$ 65,000.00	1	\$ 47,688.00	N
HTH 212	LS	10/13/2016	30992	REGISTERED PROF NURSE III	N	SR20	9	P	B	0.9	\$ 88,290.00	0.9	\$ 87,228.00	N
HTH 212	LS	10/13/2016	58163	REGISTERED PROF NURSE III	N	SR20	9	T	B	0.9	\$ 88,290.00	0.9	\$ 87,228.00	N
HTH 212	LS	11/17/2016	57952	REGISTERED PROF NURSE III	N	SR20	9	P	B	0.9	\$ 88,290.00	0.9	\$ 87,228.00	N
HTH 212	LS	11/17/2016	58069	HUMAN RESOURCES CLERK III	N	SR09	63	T	B	1	\$ 27,768.00	1	\$ 27,768.00	N
HTH 212	LS	11/28/2016	56423	ACCOUNT CLERK II	N	SR08	3	P	B	1	\$ 26,700.00	1	\$ 26,700.00	N
HTH 212	LS	7/1/2015	54547	CERTIFIED NURSE AIDE FP	N	HE04	10	P	B	1	\$ 37,704.00	1	\$ 37,512.00	N
HTH 212	LS	7/1/2015	54547	CERTIFIED NURSE AIDE FP	N	HE04	10	P	B	1	\$ 37,704.00	1	\$ 37,512.00	N
HTH 212	LS	9/24/2015	58158	IMAGING SPECIALIST II	N	SR18	13	P	B	1	\$ 75,000.00	1	\$ 60,012.00	N
HTH 212	LS	11/1/2015	57806	REGISTERED PROF NURSE IV	N	SR22	9	P	B	1	\$ 108,180.00	1	\$ 106,620.00	N
HTH 212	LS	11/2/2015	58172	PHYSICAL THERAPIST ASST FP	N	HE10	10	P	B	0.5	\$ 26,000.00	0.5	\$ 50,928.00	N
HTH 212	LS	1/11/2016	56949	REGISTERED PROF NURSE III	N	SR20	9	P	B	1	\$ 83,200.00	1	\$ 83,868.00	N
HTH 212	LS	2/22/2016	54547	CERTIFIED NURSE AIDE FP	N	HE04	10	P	B	1	\$ 37,704.00	1	\$ 37,704.00	N
HTH 212	LS	2/29/2016	57806	REGISTERED PROF NURSE IV	N	SR22	9	P	B	1	\$ 108,180.00	1	\$ 92,460.00	N
HTH 212	LS	4/18/2016	54360	CERTIFIED NURSE AIDE ENTRY	N	HE02	10	P	B	1	\$ 36,420.00	1	\$ 36,420.00	N
HTH 212	LS	6/27/2016	57931	CLERK III	N	SR08	3	T	B	1	\$ 26,700.00	1	\$ 26,700.00	N
HTH 212	LS	7/19/2016	58247	CERTIFIED NURSE AIDE ENTRY	N	HE02	10	P	B	1	\$ 36,420.00	1	\$ 36,420.00	N
HTH 212	LS	9/1/2016	20168	REGISTERED PROF NURSE III	N	SR20	9	P	B	1	\$ 98,100.00	1	\$ 87,228.00	N
HTH 212	LS	9/1/2016	58412	CERTIFIED NURSE AIDE ENTRY	N	HE02	10	P	B	1	\$ 36,420.00	1	\$ 36,420.00	N
HTH 212	LS	11/17/2016	56949	REGISTERED PROF NURSE III	N	SR20	9	P	B	1	\$ 98,100.00	1	\$ 87,228.00	N
HTH 212	LS	11/17/2016	58247	CERTIFIED NURSE AIDE ENTRY	N	HE02	10	P	B	1	\$ 36,420.00	1	\$ 36,420.00	N
HTH 212	LS	7/6/2015	57843	HEALTH INFO TECH I	N	SR11	3	T	B	1	\$ 29,988.00	1	\$ 29,988.00	N
HTH 212	LS	7/1/2015	54654	SOCIAL WORKER IV	N	SR22	13	P	B	1	\$ 47,400.00	1	\$ 47,400.00	N
HTH 212	LS	7/1/2015	57220	CLERK IV	N	SR10	3	T	B	1	\$ 28,872.00	1	\$ 28,872.00	N
HTH 212	LS	7/6/2015	53683	REGISTERED PROF NURSE IV	N	SR22	9	P	B	1	\$ 92,460.00	1	\$ 92,460.00	N
HTH 212	LS	7/6/2015	56768	NURSE AIDE FP	N	HE04	10	P	B	1	\$ 36,240.00	1	\$ 36,240.00	N
HTH 212	LS	7/6/2015	44884	REGISTERED PROF NURSE III	N	SR20	9	P	B	1	\$ 83,868.00	1	\$ 83,868.00	N
HTH 212	LS	7/6/2015	32071	PHARMACIST I	N	SR22	13	P	B	1	\$ 47,400.00	1	\$ 47,400.00	N
HTH 212	LS	7/6/2015	56781	NURSE AIDE ENTRY	N	HE02	10	P	B	1	\$ 34,044.00	1	\$ 34,044.00	N
HTH 212	LS	7/6/2015	44502	NURSE AIDE ENTRY	N	HE02	10	P	B	1	\$ 36,240.00	1	\$ 36,240.00	N
HTH 212	LS	7/15/2015	109104	MEDICAL DIRECTOR	Y	MTD	0	T	B	1	\$ 300,000.00	1	\$ 300,000.00	N



Hawaii Health Systems Corporation  
Positions Filled from July 1, 2015 to November 30, 2016

Table 13

HTH 212	LS	7/17/2015	57468	HOSPITAL SECURITY OFFICER I	N	SR14	3	P	B	1	\$	33,720.00	1	\$	33,720.00	N
HTH 212	LS	7/20/2015	53508	LICENSED PRACTICAL NURSE FP	N	HE08	10	P	B	1	\$	43,440.00	1	\$	43,440.00	N
HTH 212	LS	7/20/2015	57844	CODER I	N	SR13	3	P	B	1	\$	32,460.00	1	\$	32,460.00	N
HTH 212	LS	7/20/2015	19877	NURSE AIDE ENTRY	N	HE02	10	P	B	1	\$	36,240.00	1	\$	36,240.00	N
HTH 212	LS	7/20/2015	54026	SOCIAL WORKER IV	N	SR22	13	P	B	1	\$	47,400.00	1	\$	47,400.00	N
HTH 212	LS	7/20/2015	19839	LAUNDRY HELPER I	N	BC02	1	P	B	1	\$	35,964.00	1	\$	35,964.00	N
HTH 212	LS	7/20/2015	21472	HEALTH UNIT CLERK I	N	SR08	3	P	B	0.5	\$	26,700.00	0.5	\$	26,700.00	N
HTH 212	LS	7/30/2015	32089	HEALTH UNIT CLERK II	N	SR10	3	P	B	1	\$	33,720.00	1	\$	33,720.00	N
HTH 212	LS	7/27/2015	55882	REGISTERED PROF NURSE III	N	SR20	9	P	B	0.5	\$	83,868.00	0.5	\$	83,868.00	N
HTH 212	LS	7/29/2015	58115	REGISTERED PROF NURSE III	N	SR20	9	T	B	0.9	\$	83,868.00	0.9	\$	83,868.00	N
HTH 212	LS	7/26/2015	19689	REGISTERED PROF NURSE III	N	SR20	9	P	B	0.9	\$	83,868.00	0.9	\$	83,868.00	N
HTH 212	LS	7/24/2015	57712	NURSE AIDE FP	N	HE04	10	T	B	1	\$	37,512.00	1	\$	37,512.00	N
HTH 212	LS	7/27/2015	56176	CONSTR & MAINT WORKER II	N	WS10	1	P	B	1	\$	53,004.00	1	\$	53,004.00	N
HTH 212	LS	7/27/2015	53710	HUMAN RESOURCES CLERK III	N	SR09	63	P	B	1	\$	27,768.00	1	\$	27,768.00	N
HTH 212	LS	7/27/2015	57713	NURSE AIDE FP	N	HE04	10	T	B	1	\$	37,512.00	1	\$	37,512.00	N
HTH 212	LS	7/29/2015	55876	CLERK IV	N	SR10	3	P	B	1	\$	28,872.00	1	\$	28,872.00	N
HTH 212	LS	7/30/2015	54099	REGISTERED PROF NURSE III	N	SR20	9	P	B	1	\$	83,868.00	1	\$	83,868.00	N
HTH 212	LS	7/31/2015	58129	NURSE AIDE FP	N	HE04	10	T	B	1	\$	37,512.00	1	\$	37,512.00	N
HTH 212	LS	7/31/2015	53493	TRANSPORTER	N	HE02	10	P	B	1	\$	36,240.00	1	\$	36,240.00	N
HTH 212	LS	7/31/2015	53983	REGISTERED PROF NURSE III	N	SR20	9	P	B	1	\$	83,868.00	1	\$	83,868.00	N
HTH 212	LS	7/31/2015	58131	NURSE AIDE ENTRY	N	HE02	10	T	B	1	\$	36,240.00	1	\$	36,240.00	N
HTH 212	LS	7/31/2015	58132	NURSE AIDE FP	N	HE04	10	T	B	1	\$	37,512.00	1	\$	37,512.00	N
HTH 212	LS	7/31/2015	19715	NURSE AIDE FP	N	HE04	10	P	B	1	\$	37,512.00	1	\$	37,512.00	N
HTH 212	LS	7/31/2015	109467	STAFF PHYSICIAN	Y	YS001	0	T	B	1	\$	300,000.00	1	\$	300,000.00	N
HTH 212	LS	8/17/2015	58188	TRANSPORTER	N	HE02	10	T	B	1	\$	36,240.00	1	\$	36,240.00	N
HTH 212	LS	8/24/2015	53995	CONSTR & MAINT WORKER I	N	BC09	1	P	B	1	\$	48,216.00	1	\$	48,216.00	N
HTH 212	LS	8/31/2015	109423	PHYSICIAN (EXTENDER)	Y	YS001	0	T	B	1	\$	135,000.00	1	\$	132,271.92	N
HTH 212	LS	9/14/2015	32004	REGISTERED PROF NURSE III	N	SR20	9	P	B	1	\$	83,868.00	1	\$	83,868.00	N
HTH 212	LS	9/14/2015	58128	NURSE AIDE ENTRY	N	HE02	10	T	B	1	\$	36,240.00	1	\$	36,240.00	N
HTH 212	LS	9/15/2015	57027	PATIENT ACCESS REP I	N	SR11	3	P	B	1	\$	29,988.00	1	\$	29,988.00	N
HTH 212	LS	9/30/2015	49389	NURSE AIDE FP	N	HE04	10	T	B	1	\$	37,512.00	1	\$	37,512.00	N
HTH 212	LS	10/26/2015	57044	PATIENT ACCESS REP I	N	SR11	3	P	B	1	\$	29,988.00	1	\$	29,988.00	N
HTH 212	LS	10/5/2015	57145	HEALTH UNIT CLERK I	N	SR08	3	P	B	1	\$	26,700.00	1	\$	26,700.00	N
HTH 212	LS	10/5/2015	57145	HEALTH UNIT CLERK I	N	SR08	3	P	B	1	\$	26,700.00	1	\$	26,700.00	N
HTH 212	LS	10/5/2015	57065	REGISTERED PROF NURSE III	N	SR20	9	P	B	0.9	\$	83,868.00	0.9	\$	83,868.00	N
HTH 212	LS	10/5/2015	19706	REGISTERED PROF NURSE III	N	SR20	9	P	B	1	\$	83,868.00	1	\$	83,868.00	N
HTH 212	LS	10/19/2015	31953	REGISTERED PROF NURSE III	N	SR20	9	P	B	1	\$	83,868.00	1	\$	83,868.00	N
HTH 212	LS	10/19/2015	55789	IMAGING SPECIALIST IV	N	SR22	13	P	B	1	\$	60,012.00	1	\$	60,012.00	N
HTH 212	LS	10/19/2015	32007	REGISTERED PROF NURSE III	N	SR20	9	P	B	1	\$	83,868.00	1	\$	83,868.00	N
HTH 212	LS	10/26/2015	23636	REGISTERED PROF NURSE III	N	SR20	9	P	B	1	\$	83,868.00	1	\$	83,868.00	N
HTH 212	LS	11/16/2015	53538	HEALTH UNIT CLERK I	N	SR08	3	P	B	1	\$	26,700.00	1	\$	26,700.00	N
HTH 212	LS	11/2/2015	57019	CLERK IV	N	SR10	3	P	B	1	\$	28,872.00	1	\$	28,872.00	N
HTH 212	LS	11/2/2015	55020	LICENSED PRACTICAL NURSE FP	N	HE08	10	P	B	0.5	\$	43,440.00	0.5	\$	43,440.00	N
HTH 212	LS	11/4/2015	44513	REGISTERED PROF NURSE III	N	SR20	9	P	B	1	\$	83,868.00	1	\$	83,868.00	N
HTH 212	LS	11/9/2015	54515	CLERK III	N	SR08	3	P	B	1	\$	26,700.00	1	\$	26,700.00	N
HTH 212	LS	11/16/2015	37352	REGISTERED PROF NURSE III	N	SR20	9	P	B	1	\$	83,868.00	1	\$	83,868.00	N
HTH 212	LS	11/16/2015	58185	NURSE AIDE FP	N	HE04	10	T	B	1	\$	37,512.00	1	\$	37,512.00	N

Hawaii Health Systems Corporation  
Positions Filled from July 1, 2015 to November 30, 2016

Table 13

HTH 212	LS	11/16/2015	55238	REGISTERED PROF NURSE III	N	SR20	9	P	B	0.9	\$ 83,868.00	0.9	\$ 83,868.00	N
HTH 212	LS	11/27/2015	57836	EMERGENCY ROOM ASST ENTRY	N	HE06	10	T	B	0.5	\$ 40,164.00	0.5	\$ 40,164.00	N
HTH 212	LS	12/1/2015	54352	EMERGENCY ROOM ASST ENTRY	N	HE06	10	P	B	0.5	\$ 40,164.00	0.5	\$ 40,164.00	N
HTH 212	LS	12/9/2015	54515	CLERK III	N	SR08	3	P	B	1	\$ 26,700.00	1	\$ 26,700.00	N
HTH 212	LS	12/1/2015	19869	CLERK III	N	SR08	3	P	B	1	\$ 26,700.00	1	\$ 26,700.00	N
HTH 212	LS	12/1/2015	55186	NURSE AIDE FP	N	HE04	10	P	B	0.5	\$ 37,512.00	0.5	\$ 37,512.00	N
HTH 212	LS	12/14/2015	36209	LICENSED PRACTICAL NURSE FP	N	HE08	10	P	B	1	\$ 43,440.00	1	\$ 43,440.00	N
HTH 212	LS	12/14/2015	56385	TRANSPORTER	N	HE02	10	P	B	1	\$ 36,240.00	1	\$ 36,240.00	N
HTH 212	LS	1/12/2016	57122	REGISTERED PROF NURSE III	N	SR20	9	P	B	0.6	\$ 83,868.00	0.6	\$ 83,868.00	N
HTH 212	LS	1/4/2016	56634	REGISTERED PROF NURSE III	N	SR20	9	P	B	0.9	\$ 83,868.00	0.9	\$ 83,868.00	N
HTH 212	LS	1/4/2016	58189	TRAUMA REGISTRAR TECH II	N	SR12	3	T	B	1	\$ 31,236.00	1	\$ 31,236.00	N
HTH 212	LS	1/4/2016	55962	CLERK III	N	SR08	3	P	B	1	\$ 26,700.00	1	\$ 26,700.00	N
HTH 212	LS	1/19/2016	57044	PATIENT ACCESS REP I	N	SR11	3	P	B	1	\$ 29,988.00	1	\$ 29,988.00	N
HTH 212	LS	1/19/2016	57021	PATIENT ACCESS REP I	N	SR11	3	P	B	1	\$ 29,988.00	1	\$ 29,988.00	N
HTH 212	LS	1/19/2016	57032	PATIENT ACCESS REP I	N	SR11	3	P	B	1	\$ 29,988.00	1	\$ 29,988.00	N
HTH 212	LS	1/25/2016	57051	PATIENT ACCESS REP I	N	SR11	3	P	B	0.5	\$ 29,988.00	0.5	\$ 29,988.00	N
HTH 212	LS	2/1/2016	55594	REGISTERED PROF NURSE IV	N	SR22	29	P	B	1	\$ 92,460.00	1	\$ 92,460.00	N
HTH 212	LS	2/3/2016	57459	OCCUP THERAPY ASST FP	N	HE10	10	P	B	1	\$ 51,180.00	1	\$ 51,180.00	N
HTH 212	LS	2/17/2016	55629	REGISTERED PROF NURSE II	N	SR18	9	T	B	0.9	\$ 70,548.00	0.9	\$ 70,548.00	N
HTH 212	LS	2/17/2016	28969	REGISTERED PROF NURSE II	N	SR18	9	T	B	1	\$ 70,548.00	1	\$ 70,548.00	N
HTH 212	LS	2/17/2016	56365	REGISTERED PROF NURSE II	N	SR18	9	T	B	0.9	\$ 70,548.00	0.9	\$ 70,548.00	N
HTH 212	LS	2/16/2016	19706	REGISTERED PROF NURSE III	N	SR20	9	P	B	1	\$ 83,868.00	1	\$ 83,868.00	N
HTH 212	LS	2/1/2016	57030	PATIENT ACCESS REP I	N	SR11	3	P	B	1	\$ 29,988.00	1	\$ 29,988.00	N
HTH 212	LS	2/16/2016	36195	REGISTERED PROF NURSE II	N	SR18	9	T	B	1	\$ 70,548.00	1	\$ 70,548.00	N
HTH 212	LS	2/16/2016	55564	REGISTERED PROF NURSE III	N	SR20	9	T	B	1	\$ 83,868.00	1	\$ 83,868.00	N
HTH 212	LS	2/16/2016	53745	REGISTERED PROF NURSE II	N	SR18	9	T	B	1	\$ 70,548.00	1	\$ 70,548.00	N
HTH 212	LS	2/16/2016	36138	CLERK IV	N	SR10	3	P	B	1	\$ 28,872.00	1	\$ 28,872.00	N
HTH 212	LS	3/7/2016	53486	REGISTERED PROF NURSE III	N	SR20	9	T	B	1	\$ 83,868.00	1	\$ 83,868.00	N
HTH 212	LS	3/7/2016	57386	CLERK IV	N	SR10	3	P	B	1	\$ 35,112.00	1	\$ 35,112.00	N
HTH 212	LS	3/31/2016	58305	REGISTERED PROF NURSE II	N	SR18	9	T	B	0.9	\$ 70,548.00	0.9	\$ 70,548.00	N
HTH 212	LS	3/9/2016	56546	REGISTERED PROF NURSE III	N	SR20	9	P	B	1	\$ 83,868.00	1	\$ 83,868.00	N
HTH 212	LS	3/11/2016	58203	REGISTERED PROF NURSE II	N	SR18	9	T	B	0.9	\$ 70,548.00	0.9	\$ 70,548.00	N
HTH 212	LS	3/1/2016	55876	CLERK IV	N	SR10	3	P	B	1	\$ 28,872.00	1	\$ 28,872.00	N
HTH 212	LS	3/26/2016	54948	HEALTH INFO CLK I	N	SR08	3	P	B	1	\$ 26,700.00	1	\$ 26,700.00	N
HTH 212	LS	3/30/2016	19793	HEALTH INFO CLK I	N	SR08	3	P	B	1	\$ 26,700.00	1	\$ 26,700.00	N
HTH 212	LS	3/28/2016	57383	HEALTH INFO CLK I	N	SR08	3	T	B	1	\$ 26,700.00	1	\$ 26,700.00	N
HTH 212	LS	3/28/2016	58184	HEALTH INFO CLK I	N	SR08	3	T	B	1	\$ 26,700.00	1	\$ 26,700.00	N
HTH 212	LS	3/7/2016	58199	REGISTERED PROF NURSE III	N	SR20	9	P	B	0.9	\$ 83,868.00	0.9	\$ 83,868.00	N
HTH 212	LS	3/7/2016	57552	REGISTERED PROF NURSE III	N	SR20	9	P	B	1	\$ 83,868.00	1	\$ 83,868.00	N
HTH 212	LS	3/7/2016	109530	PHYSICIAN (EXTENDER)	Y	YS001	0	T	B	1	\$ 130,000.00	1	\$ 129,999.96	N
HTH 212	LS	3/21/2016	21473	CLERK III	N	SR08	3	P	B	1	\$ 26,700.00	1	\$ 26,700.00	N
HTH 212	LS	3/21/2016	58196	REGISTERED PROF NURSE III	N	SR20	9	P	B	0.9	\$ 83,868.00	0.9	\$ 83,868.00	N
HTH 212	LS	3/23/2016	58306	REGISTERED PROF NURSE III	N	SR20	9	P	B	0.9	\$ 83,868.00	0.9	\$ 83,868.00	N
HTH 212	LS	3/28/2016	25341	REGISTERED PROF NURSE III	N	SR20	9	P	B	1	\$ 83,868.00	1	\$ 83,868.00	N
HTH 212	LS	3/28/2016	55088	PHARMACIST I	N	SR22	13	P	B	1	\$ 49,056.00	1	\$ 49,056.00	N
HTH 212	LS	3/31/2016	55863	REGISTERED PROF NURSE III	N	SR20	9	P	B	1	\$ 83,868.00	1	\$ 83,868.00	N
HTH 212	LS	3/31/2016	54450	IMAGING SPECIALIST IV	N	SR22	13	P	B	1	\$ 49,056.00	1	\$ 49,056.00	N



Hawaii Health Systems Corporation  
Positions Filled from July 1, 2015 to November 30, 2016

Table 13

HTH 212	LS	4/1/2016	56526	REGISTERED PROF NURSE III	N	SR20	9	P	B	0.8	\$ 94,332.00	0.8	\$ 94,332.00	N
HTH 212	LS	4/29/2016	55418	IMAGING SPECIALIST II	N	SR18	13	P	B	1	\$ 51,036.00	1	\$ 51,036.00	N
HTH 212	LS	4/12/2016	55623	HEALTH INFO CLK I	N	SR08	3	P	B	1	\$ 26,700.00	1	\$ 26,700.00	N
HTH 212	LS	4/25/2016	56979	NURSE AIDE ENTRY	N	HE02	10	P	B	1	\$ 36,420.00	1	\$ 36,420.00	N
HTH 212	LS	4/25/2016	53839	REGISTERED PROF NURSE III	N	SR20	9	P	B	1	\$ 83,868.00	1	\$ 83,868.00	N
HTH 212	LS	4/14/2016	56725	CLERK III	N	SR08	3	P	B	1	\$ 26,700.00	1	\$ 26,700.00	N
HTH 212	LS	4/1/2016	57110	CLERK III	N	SR08	3	P	B	1	\$ 26,700.00	1	\$ 26,700.00	N
HTH 212	LS	4/4/2016	54949	HEALTH INFO CLK I	N	SR08	3	P	B	1	\$ 26,700.00	1	\$ 26,700.00	N
HTH 212	LS	4/7/2016	55136	CLERK IV	N	SR10	3	P	B	1	\$ 28,872.00	1	\$ 28,872.00	N
HTH 212	LS	4/4/2016	57548	NURSE AIDE FP	N	HE04	10	P	B	1	\$ 37,704.00	1	\$ 37,704.00	N
HTH 212	LS	4/1/2016	54570	NURSE AIDE ENTRY	N	HE02	10	T	B	1	\$ 36,420.00	1	\$ 36,420.00	N
HTH 212	LS	4/1/2016	56715	IMAGING SPECIALIST III	N	SR20	13	P	B	1	\$ 55,236.00	1	\$ 55,236.00	N
HTH 212	LS	4/1/2016	109186	STAFF PHYSICIAN	Y	YS001	0	T	B	1	\$ 300,000.00	1	\$ 300,000.00	N
HTH 212	LS	4/4/2016	58201	REGISTERED PROF NURSE III	N	SR20	9	P	B	0.9	\$ 83,868.00	0.9	\$ 83,868.00	N
HTH 212	LS	4/4/2016	57206	SOCIAL WORKER IV	N	SR22	13	P	B	1	\$ 49,056.00	1	\$ 49,056.00	N
HTH 212	LS	4/4/2016	19869	CLERK III	N	SR08	3	P	B	1	\$ 26,700.00	1	\$ 26,700.00	N
HTH 212	LS	4/4/2016	54515	CLERK III	N	SR08	3	P	B	1	\$ 26,700.00	1	\$ 26,700.00	N
HTH 212	LS	4/18/2016	54568	NURSE AIDE ENTRY	N	HE02	10	T	B	1	\$ 36,420.00	1	\$ 36,420.00	N
HTH 212	LS	4/18/2016	54844	NURSE AIDE ENTRY	N	HE02	10	P	B	1	\$ 36,420.00	1	\$ 36,420.00	N
HTH 212	LS	5/16/2016	57027	PATIENT ACCESS REP I	N	SR11	3	P	B	1	\$ 29,988.00	1	\$ 29,988.00	N
HTH 212	LS	5/16/2016	19878	PHARMACY TECHNICIAN FP	N	HE06	10	P	B	1	\$ 40,368.00	1	\$ 40,368.00	N
HTH 212	LS	5/16/2016	55644	REGISTERED PROF NURSE III	N	SR20	9	T	B	1	\$ 83,868.00	1	\$ 83,868.00	N
HTH 212	LS	5/12/2016	57021	PATIENT ACCESS REP I	N	SR11	3	P	B	1	\$ 29,988.00	1	\$ 29,988.00	N
HTH 212	LS	5/19/2016	55889	REGISTERED PROF NURSE III	N	SR20	9	P	B	1	\$ 83,868.00	1	\$ 83,868.00	N
HTH 212	LS	5/18/2016	57469	HOSPITAL SECURITY OFFICER I	N	SR14	3	P	B	1	\$ 33,720.00	1	\$ 33,720.00	N
HTH 212	LS	5/16/2016	57035	PATIENT ACCESS REP I	N	SR11	3	P	B	1	\$ 29,988.00	1	\$ 29,988.00	N
HTH 212	LS	5/2/2016	57109	CLERK IV	N	SR10	3	P	B	1	\$ 28,872.00	1	\$ 28,872.00	N
HTH 212	LS	5/2/2016	44886	REGISTERED PROF NURSE III	N	SR20	9	P	B	1	\$ 83,868.00	1	\$ 83,868.00	N
HTH 212	LS	5/2/2016	58197	REGISTERED PROF NURSE III	N	SR20	9	P	B	0.9	\$ 83,868.00	0.9	\$ 83,868.00	N
HTH 212	LS	5/2/2016	54514	CLERK III	N	SR08	3	P	B	1	\$ 26,700.00	1	\$ 26,700.00	N
HTH 212	LS	5/16/2016	55051	NURSE AIDE FP	N	HE04	10	T	B	1	\$ 37,704.00	1	\$ 37,704.00	N
HTH 212	LS	5/16/2016	56007	NURSE AIDE ENTRY	N	HE02	10	P	B	0.5	\$ 36,420.00	0.5	\$ 36,420.00	N
HTH 212	LS	5/16/2016	19725	NURSE AIDE FP	N	HE04	10	P	B	1	\$ 37,704.00	1	\$ 37,704.00	N
HTH 212	LS	5/16/2016	52191	NURSE AIDE ENTRY	N	HE02	10	T	B	1	\$ 36,420.00	1	\$ 36,420.00	N
HTH 212	LS	5/16/2016	36196	REGISTERED PROF NURSE III	N	SR20	9	T	B	1	\$ 83,868.00	1	\$ 83,868.00	N
HTH 212	LS	5/16/2016	57570	CLERK IV	N	SR10	3	P	B	1	\$ 28,872.00	1	\$ 28,872.00	N
HTH 212	LS	5/16/2016	54191	NURSE AIDE FP	N	HE04	10	P	B	1	\$ 37,704.00	1	\$ 37,704.00	N
HTH 212	LS	6/6/2016	55565	REGISTERED PROF NURSE III	N	SR20	9	P	B	0.9	\$ 83,868.00	0.9	\$ 83,868.00	N
HTH 212	LS	6/3/2016	57467	HOSPITAL SECURITY OFFICER I	N	SR14	3	P	B	1	\$ 33,720.00	1	\$ 33,720.00	N
HTH 212	LS	6/30/2016	58117	REGISTERED PROF NURSE III	N	SR20	9	T	B	0.9	\$ 83,868.00	0.9	\$ 83,868.00	N
HTH 212	LS	6/6/2016	54454	IMAGING SPECIALIST II	N	SR18	13	P	B	1	\$ 51,036.00	1	\$ 51,036.00	N
HTH 212	LS	6/6/2016	58308	REGISTERED PROF NURSE III	N	SR20	9	P	B	0.9	\$ 83,868.00	0.9	\$ 83,868.00	N
HTH 212	LS	6/6/2016	57030	PATIENT ACCESS REP I	N	SR11	3	P	B	1	\$ 29,988.00	1	\$ 29,988.00	N
HTH 212	LS	6/6/2016	19785	PHARMACY TECHNICIAN ENTRY	N	HE04	10	P	B	1	\$ 37,704.00	1	\$ 37,704.00	N
HTH 212	LS	6/6/2016	57047	PATIENT ACCESS REP I	N	SR11	3	P	B	1	\$ 29,988.00	1	\$ 29,988.00	N
HTH 212	LS	6/6/2016	44507	NURSE AIDE ENTRY	N	HE02	10	P	B	1	\$ 36,420.00	1	\$ 36,420.00	N
HTH 212	LS	6/6/2016	19707	NURSE AIDE FP	N	HE04	10	P	B	1	\$ 37,704.00	1	\$ 37,704.00	N

Hawaii Health Systems Corporation  
Positions Filled from July 1, 2015 to November 30, 2016

Table 13

HTH 212	LS	6/6/2016	57061	REGISTERED PROF NURSE II	N	SR18	9	T	B	1	\$ 70,548.00	1	\$ 70,548.00	N
HTH 212	LS	6/6/2016	40453	OPERATING ROOM AIDE ENTRY	N	HE02	10	P	B	1	\$ 36,420.00	1	\$ 36,420.00	N
HTH 212	LS	6/6/2016	56537	REGISTERED PROF NURSE III	N	SR20	9	P	B	1	\$ 83,868.00	1	\$ 83,868.00	N
HTH 212	LS	6/20/2016	54775	CLERK IV	N	SR10	3	P	B	1	\$ 28,872.00	1	\$ 28,872.00	N
HTH 212	LS	6/20/2016	19814	KITCHEN HELPER	N	BC02	1	P	B	1	\$ 37,416.00	1	\$ 37,416.00	N
HTH 212	LS	7/25/2016	55463	CLERK III	N	SR08	3	T	B	0.6	\$ 26,700.00	0.6	\$ 26,700.00	N
HTH 212	LS	8/15/2016	109367	STAFF PHYSICIAN	Y	YS001	0	T	B	1	\$ 435,000.00	1	\$ 435,000.00	N
HTH 212	LS	8/15/2016	30901	BLDG MAINT WORKER I	N	BC09	1	T	B	1	\$ 50,160.00	1	\$ 50,160.00	N
HTH 212	LS	8/15/2016	53608	ENVIRON SVCS WKR II	N	BC02	1	T	B	1	\$ 37,416.00	1	\$ 37,416.00	N
HTH 212	LS	8/15/2016	54596	BLDG MAINT WORKER I	N	BC09	1	T	B	1	\$ 50,160.00	1	\$ 50,160.00	N
HTH 212	LS	8/15/2016	56259	CLERK IV	N	SR10	3	T	B	1	\$ 28,872.00	1	\$ 28,872.00	N
HTH 212	LS	8/15/2016	19740	LICENSED PRACTICAL NURSE ENTRY	N	HE06	10	T	B	1	\$ 40,368.00	1	\$ 40,368.00	N
HTH 212	LS	9/6/2016	54324	CLERK IV	N	SR10	3	T	B	1	\$ 28,872.00	1	\$ 28,872.00	N
HTH 212	LS	9/19/2016	49389	NURSE AIDE FP	N	HE04	10	T	B	1	\$ 37,704.00	1	\$ 37,704.00	N
HTH 212	LS	9/6/2016	55606	EMERGENCY ROOM ASST FP	N	HE08	10	T	B	0.5	\$ 43,656.00	0.5	\$ 43,656.00	N
HTH 212	LS	9/6/2016	58138	EMERGENCY ROOM ASST ENTRY	N	HE06	10	T	B	1	\$ 40,368.00	1	\$ 40,368.00	N
HTH 212	LS	9/6/2016	53717	TRANSPORTER	N	HE02	10	T	B	1	\$ 36,420.00	1	\$ 36,420.00	N
HTH 212	LS	9/6/2016	56385	NURSE AIDE FP	N	HE04	10	T	B	1	\$ 37,704.00	1	\$ 37,704.00	N
HTH 212	LS	9/6/2016	19793	HEALTH INFO CLK I	N	SR08	3	T	B	1	\$ 26,700.00	1	\$ 26,700.00	N
HTH 212	LS	9/19/2016	54099	REGISTERED PROF NURSE III	N	SR20	9	T	B	1	\$ 87,228.00	1	\$ 87,228.00	N
HTH 212	LS	10/12/2016	53662	RESPIRATORY THERAPY TECH FP	N	HE12	10	P	B	1	\$ 55,452.00	1	\$ 55,452.00	N
HTH 212	LS	10/20/2016	35315	HUMAN RESOURCES CLERK IV	N	SR11	63	P	B	1	\$ 35,112.00	1	\$ 35,112.00	N
HTH 212	LS	10/27/2016	19711	NURSE AIDE FP	N	HE04	10	P	B	1	\$ 37,704.00	1	\$ 37,704.00	N
HTH 212	LS	10/3/2016	19821	BIOMED ENG TECH I	N	BC05	1	P	B	1	\$ 42,456.00	1	\$ 42,456.00	N
HTH 212	LS	10/3/2016	58112	REGISTERED PROF NURSE III	N	SR20	9	T	B	0.9	\$ 87,228.00	0.9	\$ 87,228.00	N
HTH 212	LS	10/3/2016	56371	CLERK IV	N	SR10	3	T	B	0.5	\$ 28,872.00	0.5	\$ 28,872.00	N
HTH 212	LS	10/17/2016	55086	REGISTERED PROF NURSE III	N	SR20	9	P	B	1	\$ 87,228.00	1	\$ 87,228.00	N
HTH 212	LS	10/17/2016	57032	PATIENT ACCESS REP I	N	SR11	3	P	B	1	\$ 29,988.00	1	\$ 29,988.00	N
HTH 212	LS	10/17/2016	39906	HOSPITAL SECURITY OFFICER I	N	SR14	3	P	B	1	\$ 33,720.00	1	\$ 33,720.00	N
HTH 212	LS	10/17/2016	54122	CLERK III	N	SR08	3	T	B	1	\$ 26,700.00	1	\$ 26,700.00	N
HTH 212	LS	10/31/2016	57044	PATIENT ACCESS REP I	N	SR11	3	P	B	1	\$ 29,988.00	1	\$ 29,988.00	N
HTH 212	LS	11/1/2016	100582	REGIONAL CEO	Y	MTB	0	T	B	1	\$ 250,000.00	1	\$ 249,999.96	N
HTH 212	LS	11/14/2016	54567	NURSE AIDE FP	N	HE04	10	P	B	1	\$ 37,704.00	1	\$ 37,704.00	N
HTH 212	LS	11/14/2016	55237	REGISTERED PROF NURSE III	N	SR20	9	P	B	1	\$ 87,228.00	1	\$ 87,228.00	N
HTH 212	LS	11/14/2016	58114	REGISTERED PROF NURSE III	N	SR20	9	T	B	0.9	\$ 87,228.00	0.9	\$ 87,228.00	N
HTH 212	LS	11/14/2016	58110	REGISTERED PROF NURSE III	N	SR20	9	T	B	1	\$ 87,228.00	1	\$ 87,228.00	N
HTH 212	LS	11/14/2016	31992	CLERK IV	N	SR10	3	P	B	1	\$ 28,872.00	1	\$ 28,872.00	N
HTH 212	LS	11/20/2016	54919	REGISTERED PROF NURSE III	N	SR20	9	P	B	1	\$ 87,228.00	1	\$ 87,228.00	N
HTH 212	LS	7/8/2015	47771	REGISTERED PROF NURSE III	N	SR20	9	P	B	1	\$ 83,868.00	1	\$ 83,868.00	N
HTH 212	LS	7/8/2015	54796	REGISTERED PROF NURSE II	N	SR18	9	P	B	1	\$ 70,548.00	1	\$ 70,548.00	N
HTH 212	LS	9/14/2015	19953	CERTIFIED NURSE AIDE FP	N	HE04	10	P	B	1	\$ 37,512.00	1	\$ 37,512.00	N
HTH 212	LS	9/14/2015	58141	HUMAN RESOURCES CLERK IV	N	SR11	63	T	B	1	\$ 35,112.00	1	\$ 35,112.00	N
HTH 212	LS	11/3/2015	54682	ENVIRON SVCS WKR II	N	BC02	1	P	B	1	\$ 36,684.00	1	\$ 36,684.00	N
HTH 212	LS	1/11/2016	58149	REGISTERED PROF NURSE III	N	SR20	9	P	B	1	\$ 83,868.00	1	\$ 83,868.00	N
HTH 212	LS	2/16/2016	20111	RECREATIONAL AIDE FP	N	HE06	10	P	B	1	\$ 40,368.00	1	\$ 40,368.00	N
HTH 212	LS	3/7/2016	20074	SOCIAL WORKER IV	N	SR22	13	P	B	1	\$ 49,056.00	1	\$ 49,056.00	N
HTH 212	LS	3/2/2016	19946	KITCHEN HELPER	N	BC02	1	P	B	1	\$ 36,684.00	1	\$ 36,684.00	N



Hawaii Health Systems Corporation  
Positions Filled from July 1, 2015 to November 30, 2016

Table 13

HTH 212	LS	3/7/2016	58152	CERTIFIED NURSE AIDE FP	N	HE04	10	P	B	1	\$	37,704.00	1	\$	37,704.00	N
HTH 212	LS	3/7/2016	19943	LICENSED PRACTICAL NURSE II	N	HE08	10	P	B	1	\$	43,656.00	1	\$	43,656.00	N
HTH 212	LS	3/7/2016	20045	CERTIFIED NURSE AIDE ENTRY	N	HE02	10	P	B	1	\$	36,420.00	1	\$	36,420.00	N
HTH 212	LS	3/29/2016	20048	GENERAL LABORER I	N	BC02	1	P	B	1	\$	36,684.00	1	\$	36,684.00	N
HTH 212	LS	3/29/2016	20031	KITCHEN HELPER	N	BC02	1	P	B	1	\$	36,684.00	1	\$	36,684.00	N
HTH 212	LS	4/4/2016	58150	HEALTH UNIT CLERK I	N	SR08	3	P	B	1	\$	26,700.00	1	\$	26,700.00	N
HTH 212	LS	5/9/2016	29770	HEALTH UNIT CLERK II	N	SR10	3	P	B	1	\$	28,872.00	1	\$	28,872.00	N
HTH 212	LS	5/25/2016	109204	STAFF PHYSICIAN	Y	YS001	0	T	B	1	\$	205,000.00	1	\$	204,999.96	N
HTH 212	LS	7/11/2016	58149	REGISTERED PROF NURSE III	N	SR20	9	T	B	1	\$	87,228.00	1	\$	87,228.00	N
HTH 212	LS	8/16/2016	20102	ACCOUNT CLERK III	N	SR11	3	T	B	1	\$	32,460.00	1	\$	32,460.00	N
HTH 212	LS	9/1/2016	20081	BLDG MAINT WORKER I	N	BC09	1	T	B	1	\$	50,160.00	1	\$	50,160.00	N
HTH 212	LS	9/1/2016	20055	GENERAL LABORER I	N	BC02	1	T	B	1	\$	37,416.00	1	\$	37,416.00	N
HTH 212	LS	2/11/2016	56235	MEDICAL TECHNOLOGIST III	N	SR20	13	P	B	1	\$	64,608.00	1	\$	64,608.00	N
HTH 212	LS	2/11/2016	23016	REGISTERED PROF NURSE IV	N	SR22	9	P	B	1	\$	92,460.00	1	\$	92,460.00	N
HTH 212	LS	4/19/2016	55755	CLERK IV	N	SR10	3	P	B	1	\$	28,872.00	1	\$	28,872.00	N
HTH 212	LS	10/1/2016	56375	CERTIFIED NURSE AIDE FP	N	HE04	10	T	B	1	\$	37,704.00	1	\$	37,704.00	N
HTH 212	LS	9/5/2015	55338	REGISTERED PROF NURSE III	N	SR20	9	T	B	0.9	\$	98,100.00	0.9	\$	83,868.00	N
HTH 212	LS	10/26/2015	109527	CLINICAL DOCUMENTATION SPCLT	Y	MTJ	0	T	B	1	\$	85,000.00	1	\$	84,999.96	N
HTH 212	LS	11/1/2015	57332	BLDG MAINT WORKER I	N	BC09	1	P	B	1	\$	51,168.00	1	\$	49,176.00	N
HTH 212	LS	12/8/2015	58047	HEALTH INFO ADMR	N	SR24	23	P	B	1	\$	81,756.00	1	\$	78,996.00	N
HTH 212	LS	1/25/2016	109519	STAFF PHYSICIAN	Y	YS001	0	T	B	1	\$	166,000.00	1	\$	165,999.96	N
HTH 212	LS	2/16/2016	55338	REGISTERED PROF NURSE III	N	SR20	9	P	B	1	\$	98,100.00	1	\$	83,868.00	N
HTH 212	LS	3/21/2016	55319	LICENSED PRACTICAL NURSE FP	N	HE08	10	P	B	1	\$	45,840.00	1	\$	43,656.00	N
HTH 212	LS	3/21/2016	56559	HUMAN RESOURCES SPECIALIST III	N	SR20	73	P	B	1	\$	53,100.00	1	\$	53,100.00	N
HTH 212	LS	3/28/2016	42130	HEALTH UNIT CLERK II	N	SR10	3	P	B	0.8	\$	28,872.00	0.8	\$	28,872.00	N
HTH 212	LS	4/20/2016	20744	CODER II	N	SR15	3	P	B	1	\$	42,684.00	1	\$	42,684.00	N
HTH 212	LS	4/13/2016	57738	CLERK III	N	SR08	3	P	B	1	\$	87,228.00	1	\$	26,700.00	N
HTH 212	LS	4/18/2016	22171	ENVIRON SVCS WKR II	N	BC02	1	P	B	1	\$	38,160.00	1	\$	37,416.00	N
HTH 212	LS	4/18/2016	58051	REG HUMAN RESOURCES DIR III	N	EM05	35	P	B	1	abolished 9/30/16		1	\$	109,999.92	N
HTH 212	LS	5/12/2016	55554	CODER II	N	SR15	3	P	B	0.8	\$	42,684.00	0.8	\$	42,684.00	N
HTH 212	LS	6/20/2016	58257	LICENSED PRACTICAL NURSE ENTRY	N	HE06	10	P	B	1	\$	41,976.00	1	\$	40,368.00	N
HTH 212	LS	6/7/2016	58259	CLERK IV	N	SR10	3	P	B	1	\$	32,460.00	1	\$	28,872.00	N
HTH 212	LS	6/16/2016	58261	ADMITTING CLERK I	N	SR10	3	P	B	1	\$	28,872.00	1	\$	28,872.00	N
HTH 212	LS	7/1/2016	109559	STAFF PHYSICIAN	Y	YS001	0	T	B	1	\$	245,000.00	1	\$	244,999.92	N
HTH 212	LS	7/12/2016	58260	CLERK IV	N	SR10	3	T	B	1	\$	28,872.00	1	\$	28,872.00	N
HTH 212	LS	7/21/2016	56677	REGISTERED PROF NURSE III	N	SR20	9	P	B	0.9	\$	98,100.00	0.9	\$	87,228.00	N
HTH 212	LS	7/26/2016	55750	HEALTH UNIT CLERK II	N	SR10	3	P	B	1	\$	28,870.00	1	\$	28,872.00	N
HTH 212	LS	7/26/2016	58255	LICENSED PRACTICAL NURSE FP	N	HE08	10	P	B	1	\$	43,656.00	1	\$	43,656.00	N
HTH 212	LS	8/1/2016	56910	REGISTERED PROF NURSE III	N	SR20	9	P	B	0.9	\$	98,100.00	0.9	\$	87,228.00	N
HTH 212	LS	8/16/2016	109565	DIR CLINICAL QUALITY IMPR	Y	MTG	0	T	B	1	\$	130,000.00	1	\$	129,999.96	N
HTH 212	LS	8/23/2016	56666	OUTPATIENT CLINICAL ASST FP	N	HE06	10	P	B	0.8	\$	40,368.00	0.8	\$	40,368.00	N
HTH 212	LS	8/2/2016	42130	HEALTH UNIT CLERK II	N	SR10	3	P	B	0.8	\$	28,872.00	0.8	\$	28,872.00	N
HTH 212	LS	9/4/2016	53448	REGISTERED PROF NURSE II	N	SR18	9	P	B	0.9	\$	76,356.00	0.9	\$	76,356.00	N
HTH 212	LS	9/19/2016	55422	SECRETARY III	N	SR16	63	P	B	1	\$	36,468.00	1	\$	36,468.00	N
HTH 212	LS	9/27/2016	58275	LICENSED PRACTICAL NURSE FP	N	HE08	10	P	B	1	\$	43,656.00	1	\$	43,656.00	N
HTH 212	LS	10/3/2016	28581	REGISTERED PROF NURSE III	N	SR20	9	P	B	0.9	\$	90,720.00	0.9	\$	90,720.00	N
HTH 212	LS	10/4/2016	58276	SECRETARY III	N	SR16	63	P	B	1	\$	36,468.00	1	\$	36,468.00	N

Hawaii Health Systems Corporation  
Positions Filled from July 1, 2015 to November 30, 2016

Table 13

HTH 212	LS	10/17/2016	109560	STAFF PHYSICIAN	Y	YS001	0	T	B	1	\$ 180,000.00	1	\$ 180,000.00	N
HTH 212	LS	10/25/2016	58270	REGISTERED PROF NURSE III	N	SR20	9	P	B	0.9	\$ 87,228.00	0.9	\$ 87,228.00	N
HTH 212	LS	11/1/2016	58269	REGISTERED PROF NURSE III	N	SR20	9	P	B	0.9	\$ 87,228.00	0.9	\$ 87,228.00	N
HTH 212	LS	11/1/2015	57591	INFORMATION SYSTEMS SPCLT V	N	SR24	13	P	B	1	\$ 75,960.00	1	\$ 78,996.00	N
HTH 212	LS	11/1/2015	20774	LICENSED PRACTICAL NURSE FP	N	HE08	10	P	B	1	\$ 45,384.00	1	\$ 43,440.00	N
HTH 212	LS	11/1/2015	58050	CERTIFIED NURSE AIDE FP	N	HE04	10	P	B	1	\$ 38,940.00	1	\$ 37,512.00	N
HTH 212	LS	2/17/2016	109547	HOSPITAL ADMINISTRATOR	Y	MTI	0	T	B	1	\$ 95,000.00	1	\$ 94,999.92	N
HTH 212	LS	3/16/2016	21797	ENVIRON SVCS WKR II	N	BC02	1	P	B	1	\$ 38,160.00	1	\$ 36,684.00	N
HTH 212	LS	4/25/2016	21790	CERTIFIED NURSE AIDE FP	N	HE04	10	P	B	1	\$ 38,940.00	1	\$ 37,704.00	N
HTH 212	LS	5/16/2016	56564	REGISTERED PROF NURSE III	N	SR20	9	P	B	1	\$ 105,648.00	1	\$ 101,580.00	N
HTH 212	LS	6/1/2016	34619	REGISTERED PROF NURSE III	N	SR20	9	P	B	1	\$ 103,068.00	1	\$ 96,684.00	N
HTH 212	LS	6/27/2016	57731	HEALTH INFO CLK II	N	SR10	3	P	B	1	\$ 28,872.00	1	\$ 28,872.00	N
HTH 212	LS	8/1/2016	57726	KITCHEN HELPER	N	BC02	1	P	B	0.6	\$ 38,160.00	0.6	\$ 37,416.00	N
HTH 212	LS	8/1/2016	55884	HEALTH UNIT CLERK I	N	SR08	3	P	B	1	\$ 33,720.00	1	\$ 25,668.00	N
HTH 212	LS	9/12/2016	27583	REGISTERED PROF NURSE III	N	SR20	9	P	B	0.6	\$ 87,228.00	0.6	\$ 87,228.00	N
HTH 212	LS	9/26/2016	58268	REGISTERED PROF NURSE III	N	SR20	9	P	B	0.9	\$ 87,228.00	0.9	\$ 87,228.00	N
HTH 212	LS	10/16/2016	57591	INFORMATION SYSTEMS SPCLT IV	N	SR22	13	P	B	1	\$ 51,036.00	1	\$ 51,036.00	N
HTH 212	LS	10/3/2016	20754	REGISTERED PROF NURSE III	N	SR20	9	P	B	0.9	\$ 87,228.00	0.9	\$ 87,228.00	N
HTH 212	LS	10/7/2016	34620	LICENSED PRACTICAL NURSE FP	N	HE08	10	P	B	1	\$ 43,656.00	1	\$ 43,656.00	N
HTH 212	LS	11/1/2016	58277	CLERK III	N	SR08	3	P	B	1	\$ 26,700.00	1	\$ 26,700.00	N
HTH 212	LS	10/19/2015	18517	STOREKEEPER I	N	SR11	3	T	B	1	\$ 40,128.00	1	\$ 29,988.00	N
HTH 212	LS	11/16/2015	109538	CHIEF LEGAL OFFICER	Y	MTC	0	T	B	1	\$ 131,367.96	1	\$ 131,367.96	N
HTH 212	LS	11/9/2015	55306	RESIDENT FINANCIAL COUNSELOR	N	SR15	3	T	B	1	\$ 37,056.00	1	\$ 35,112.00	N
HTH 212	LS	12/1/2015	57957	OCCUP THERAPY ASST FP	N	HE10	10	T	B	1	\$ 50,928.00	1	\$ 50,928.00	N
HTH 212	LS	12/1/2015	55403	REGISTERED PROF NURSE III	N	SR20	9	P	B	1	\$ 94,332.00	1	\$ 94,332.00	N
HTH 212	LS	1/25/2016	56168	REGISTERED PROF NURSE III	N	SR20	9	P	B	1	\$ 96,684.00	1	\$ 96,684.00	N
HTH 212	LS	1/23/2016	57960	REGISTERED PROF NURSE III	N	SR20	9	T	B	1	\$ 94,332.00	1	\$ 94,332.00	N
HTH 212	LS	2/16/2016	18347	CERTIFIED NURSE AIDE FP	N	HE04	10	T	B	1	\$ 38,076.00	1	\$ 37,704.00	N
HTH 212	LS	5/31/2016	18184	CERTIFIED NURSE AIDE FP	N	HE04	10	T	B	1	\$ 38,076.00	1	\$ 37,704.00	N
HTH 212	LS	11/1/2016	18390	SOCIAL WORKER III	N	SR20	13	P	B	1	\$ 46,932.00	1	\$ 45,348.00	N
HTH 212	LS	9/1/2015	109422	ASST HOSPITAL ADMR	Y	MTK	0	T	B	1	\$ 102,000.00	1	\$ 102,000.00	N
HTH 212	LS	9/8/2015	56471	DIETITIAN III	N	SR20	13	P	B	1	\$ 61,824.00	1	\$ 55,488.00	Y
HTH 212	LS	11/1/2015	20962	LICENSED PRACTICAL NURSE FP	N	HE08	10	P	B	1	\$ 46,920.00	1	\$ 46,920.00	N
HTH 212	LS	11/1/2015	56465	CERTIFIED NURSE AIDE FP	N	HE04	10	P	B	1	\$ 38,076.00	1	\$ 37,512.00	N
HTH 212	LS	11/1/2015	21007	CERTIFIED NURSE AIDE FP	N	HE04	10	P	B	1	\$ 38,076.00	1	\$ 37,512.00	N
HTH 212	LS	11/1/2015	20976	CERTIFIED NURSE AIDE FP	N	HE04	10	P	B	1	\$ 38,076.00	1	\$ 37,512.00	N
HTH 212	LS	11/1/2015	21018	CERTIFIED NURSE AIDE FP	N	HE04	10	P	B	1	\$ 38,076.00	1	\$ 37,512.00	N
HTH 212	LS	12/1/2015	57190	REGISTERED PROF NURSE V	N	SR23	9	P	B	1	\$ 119,400.00	1	\$ 119,400.00	N
HTH 212	LS	12/1/2015	56440	CLERK TYPIST II	N	SR08	3	P	B	1	\$ 37,980.00	1	\$ 37,980.00	N
HTH 212	LS	2/1/2016	56440	CLERK TYPIST II	N	SR08	3	P	B	1	\$ 27,132.00	1	\$ 26,700.00	N
HTH 212	LS	6/20/2016	57190	REGISTERED PROF NURSE V	N	SR23	9	P	B	1	\$ 96,168.00	1	\$ 96,168.00	N
HTH 212	LS	7/25/2016	20962	LICENSED PRACTICAL NURSE FP	N	HE08	10	T	B	1	\$ 44,088.00	1	\$ 43,656.00	N
HTH 212	LS	8/13/2016	109426	STAFF PHYSICIAN	Y	YH001	0	T	B	0.48	\$ 303,680.00	0.48	\$ 303,680.00	Y
HTH 212	LS	8/8/2016	21003	CERTIFIED NURSE AIDE FP	N	HE04	10	T	B	1	\$ 38,076.00	1	\$ 37,704.00	N
HTH 212	LS	8/15/2016	21001	CERTIFIED NURSE AIDE FP	N	HE04	10	T	B	1	\$ 38,076.00	1	\$ 37,704.00	N
HTH 212	LS	8/1/2016	55604	REGISTERED PROF NURSE III	N	SR20	9	T	B	1	\$ 87,228.00	1	\$ 87,228.00	N
HTH 212	LS	9/26/2016	56442	RECREATIONAL AIDE FP	N	HE06	10	T	B	1	\$ 40,776.00	1	\$ 40,368.00	N



Hawaii Health Systems Corporation  
 Positions Filled from July 1, 2015 to November 30, 2016

Table 13

HTH 212	LS	10/17/2016	53589	INFORMATION SYSTEMS SPCLT VI	N	SR26	23	P	B	1	\$ 81,372.00	1	\$ 78,624.00	N
HTH 212	LS	11/9/2016	34219	BLDG MAINT WORKER II	N	WS09	1	P	B	1	\$ 54,300.00	1	\$ 54,300.00	N

Positions Established by Acts other than the State Budget as of November 30, 2016

<u>Prog ID</u>	<u>Sub-Org</u>	<u>Date Established</u>	<u>Legal Authority</u>	<u>Position Number</u>	<u>Position Title</u>	<u>Exempt (Y/N)</u>	<u>SR Level</u>	<u>BU Code</u>	<u>T/P</u>	<u>MOF</u>	<u>FTE</u>	<u>Annual Salary</u>	<u>Filled (Y/N)</u>	<u>Occupied by 89 Day Hire (Y/N)</u>
none														

Hawaii Health Systems Corporation  
Overtime Expenditure Summary

Table 15

Prog ID	Sub-Org	Program Title	MOF	FY16 (actual)			FY17 (estimated)			FY18 (budgeted)		
				Base Salary \$\$\$\$	Overtime \$\$\$\$	Overtime Percent	Base Salary \$\$\$\$	Overtime \$\$\$\$	Overtime Percent	Base Salary \$\$\$\$	Overtime \$\$\$\$	Overtime Percent
HTH 210	LA	Corporate Office	B	\$ 7,974,886	\$ 114,119	1.4%	\$ 7,846,048	\$ 77,844	1.0%	\$ 8,000,000	\$ 100,000	1.3%
HTH 212	LS	Kona Community Hospital	B	\$ 26,827,701	\$ 1,311,081	4.9%	\$ 26,977,258	\$ 1,331,448	4.9%	\$ 27,921,000	\$ 1,369,000	4.9%
HTH 212	LS	Kohala Hospital	B	\$ 3,154,553	\$ 417,377	13.2%	\$ 3,284,938	\$ 553,778	16.9%	\$ 3,399,000	\$ 545,000	16.0%
HTH 212	LS	Maui Memorial Medical Center	B	\$ 84,582,362	\$ 8,611,735	10.2%	\$ 85,907,804	\$ 7,759,661	9.0%	\$ -	\$ -	0.0%
HTH 212	LS	Kula Hospital	B	\$ 10,543,707	\$ 732,483	6.9%	\$ 9,232,549	\$ 692,662	7.5%	\$ -	\$ -	0.0%
HTH 212	LS	Lanai Community Hospital	B	\$ 1,810,274	\$ 169,159	9.3%	\$ 1,812,393	\$ 222,925	12.3%	\$ -	\$ -	0.0%
HTH 212	LS	Leahi Hospital	B	\$ 11,435,626	\$ 695,475	6.1%	\$ 11,752,474	\$ 757,932	6.4%	\$ 11,748,600	\$ 757,300	6.4%
HTH 212	LS	Maluhia	B	\$ 9,713,324	\$ 813,943	8.4%	\$ 9,997,789	\$ 809,821	8.1%	\$ 10,042,500	\$ 735,342	7.3%
HTH 212	LS	Kauai Veterans Memorial Hospital	B	\$ 16,798,238	\$ 668,171	4.0%	\$ 16,918,163	\$ 505,340	3.0%	\$ 17,913,815	\$ 537,414	3.0%
HTH 212	LS	Samuel Mahelona Memorial Hospital	B	\$ 6,271,228	\$ 707,379	11.3%	\$ 6,054,633	\$ 677,707	11.2%	\$ 6,803,946	\$ 136,079	2.0%
HTH 212	LS	Hilo Medical Center	B	\$ 66,819,787	\$ 4,918,618	7.4%	\$ 67,896,594	\$ 4,780,869	7.0%	\$ 69,565,652	\$ 4,898,394	7.0%
HTH 212	LS	Hale Ho'ola Hamakua	B	\$ 5,238,922	\$ 925,065	17.7%	\$ 5,618,191	\$ 835,587	14.9%	\$ 5,972,141	\$ 888,230	14.9%
HTH 212	LS	Kau Hospital	B	\$ 3,568,902	\$ 306,917	8.6%	\$ 3,829,481	\$ 302,453	7.9%	\$ 4,076,058	\$ 321,928	7.9%

Program ID	MOF	Annual Spend	(M/A/O)	Annual NTE Max Value	Outstanding Balance	Date Executed	From	To	Organization	Category E/L/P/C/G/S	Description	Explanation of How Contract is Monitored	POS Y/N
HTH212	B	\$1,066,827	M	\$1,334,569	\$267,742	03/19/15	03/19/15	03/18/18	BOSTON SCIENTIFIC CORP. STD	G/S	IFB HHSC 13-0013 OR Products	Technical Rep Approves Performance and invoices	0
HTH212	B	\$659,024	O	\$750,000	\$90,976	04/01/15	04/01/15	03/31/21	PHILIPS HEALTHCARE EDI	G/S	Maintenance Agreement	Technical Rep Approves Performance and invoices	0
HTH212	B	\$835,018	Hourly	\$1,250,000	\$414,982	01/01/15	01/01/15	12/31/16	STRAUB CLINIC & HOSPITAL #1	S	Lanai Coverage Services w/Straub Hospital	Technical Rep Approves Performance and invoices	0
HTH212	B	\$598,480	O	\$700,649	\$102,169	12/22/15	12/22/15	12/21/18	COMPHEALTH, INC.	G/S	Locums Agreement for Cardiology & Family Health	Technical Rep Approves Performance and invoices	0
HTH212	B	\$327,012	O	\$333,333	\$6,321	01/01/09	01/01/09	12/31/20	VARIAN MEDICAL SYSTEM,INC	G/S	Service agreement for Eclipse	Technical Rep Approves Performance and invoices	0
HTH210	B	\$776,636	O	\$800,000	\$23,364	07/21/14	07/21/14	07/21/19	OLYMPUS AMERICA INC *	G/S	Maintenance and services agreement endoscopy equipr	Technical Rep Approves Performance and invoices	0
HTH212	B	\$656,527	O	\$1,265,378	\$608,851	05/02/14	05/02/14	06/30/17	HILL-ROM COMPANY INC.	G/S	Hill-Rom Nurse Call	Technical Rep Approves Performance and invoices	0
HTH210	B	\$354,497	O	\$497,238	\$142,740	06/03/14	06/03/14	06/09/17	HIM ON CALL	G/S	Coding Services	Technical Rep Approves Performance and invoices	0
HTH212	B	\$907,985	O	\$1,002,786	\$94,801	10/25/16	10/25/16	10/24/17	DORVIN D LEIS CO,INC	G/S	Air Conditioning Maintenance	Technical Rep Approves Performance and invoices	0
HTH212	B	\$191,998	O	\$200,000	\$8,002	09/10/10	09/10/10	09/10/20	KRONOS	G/S	KRONOS Support/Subscription Revision	Technical Rep Approves Performance and invoices	0
HTH210	B	\$275,380	O	\$333,642	\$58,262	06/02/14	06/02/14	06/01/17	NATIONAL STAFFING SOLUTIONS	G/S	Coding Services	Technical Rep Approves Performance and invoices	0
HTH212	B	\$489,040	O	\$601,671	\$112,631	07/01/16	07/01/16	06/30/17	Su-Mo Builders, Inc.	G/S	Leahi N. Trotter Alterations	Technical Rep Approves Performance and invoices	0
HTH212	B	\$482,769	O	\$501,393	\$18,623	01/22/16	01/22/16	01/22/16	B.E. Smith Interim Services, Inc.	G/S	Recruitment Agreement	Technical Rep Approves Performance and invoices	0
HTH212	B	\$241,287	O	\$266,914	\$25,627	08/07/14	08/07/14	08/06/17	STRYKER SALES CORPORATION	G/S	Bed Maintenance	Technical Rep Approves Performance and invoices	0
HTH210	B	\$148,042	O	\$266,667	\$118,625	08/01/16	08/01/16	07/31/19	BAYER HEALTHCARE LLC	G/S	Service and maintenance contract for radiographic cont	Technical Rep Approves Performance and invoices	0
HTH212	B	\$210,857	O	\$300,417	\$89,560	12/15/15	12/15/15	12/14/17	BIG ISLAND ELECTRIC, INC	G/S	Electrician services on an as need basis	Technical Rep Approves Performance and invoices	0
HTH212	B	\$137,743	O	\$160,000	\$22,257	02/01/16	02/01/16	01/31/21	MEDIVATORS INC	G/S	Endoscope Reprocessor PM	Technical Rep Approves Performance and invoices	0
HTH212	B	\$132,875	O	\$255,710	\$122,835	01/17/16	01/17/16	01/16/17	HAWAII PACIFIC XRAY CORP	G/S	Service Agreement for Selenia Hologic mammography u	Technical Rep Approves Performance and invoices	0
HTH210	B	\$690,076	O	\$792,134	\$102,058	03/04/13	03/04/13	02/03/17	XTEND HEALTHCARE	G/S	Revenue Cycle services - amend Task Order 2	Technical Rep Approves Performance and invoices	0
HTH212	B	\$102,916	O	\$120,000	\$17,084	08/01/16	08/01/16	07/31/17	FISHER HEALTHCARE STD	G/S	Point of Care purchasing commitment agreement.	Technical Rep Approves Performance and invoices	0
HTH212	B	\$79,140	O	\$100,279	\$21,138	03/08/16	03/08/16	03/07/17	AMO SALES AND SERVICE,INC	G/S	Service and maintenance for Abbot Whitestar Phacoem	Technical Rep Approves Performance and invoices	0
HTH212	B	\$119,610	O	\$167,238	\$47,628	03/01/14	03/01/14	02/28/17	ENCOMPASS GROUP, LLC #2	G/S	Laundry Tracking Program	Technical Rep Approves Performance and invoices	0
HTH212	B	\$401,558	O	\$1,805,014	\$1,403,456	03/24/16	03/24/16	03/23/17	Liberty Dialysis - Hawaii LLC	S	Hemodialysis Services	Technical Rep Approves Performance and invoices	0
HTH210	B	\$11,418,418	M	\$14,612,069	\$3,793,120	07/01/03	07/01/03	01/13/17	CLINICAL LABS. OF HI, LLP	S	InPatient_OutPatient, ER Clinical Lab Services	Technical Rep Approves Performance and invoices	0
HTH210	B	\$3,242,550	M	\$6,818,463	\$7,663,203	07/21/11	07/21/11	07/20/19	CERNER HEALTH SERVICES, INC.	G/S	Cerner - Electronic Medical Records SystemSA41 - Upgra	Technical Rep Approves Performance and invoices	0
HTH210	B	\$17,283,653	M	\$14,925,373	\$7,716,347	01/06/16	01/06/16	09/09/17	Medefis, Inc.	G/S	Third Party Digital Portal for Traveler and Locums Health	Technical Rep Approves Performance and invoices	0
HTH210	B	\$321,051	M	\$1,607,143	\$1,813,564	07/01/03	07/01/03	01/13/17	PAN PACIFIC PATHOLOGIST	S	Supplement 11 30-day extension Pathology Services	Technical Rep Approves Performance and invoices	0
HTH210	B	\$4,608,866	M	\$4,471,256	\$1,224,468	12/29/13	12/29/13	11/28/17	CONIFER HEALTH SOLUTIONS, LLC	G/S	Conifer: SA05 extends the term 1 year and adds \$6M to	Technical Rep Approves Performance and invoices	0
HTH210	B	\$1,926,245	M	\$2,204,425	\$827,755	03/23/12	03/23/12	03/22/17	BLOOD BANK OF HAWAII	G/S	Memorialize 2017 Price List.	Technical Rep Approves Performance and invoices	0
HTH210	B	\$191,381	M	\$800,000	\$1,183,619	04/01/08	04/01/08	01/01/22	CAREFUSION SOLUTIONS LLC	S	Carefusion - SA28 - RxAuditor HMC & Kau MedStation 4	Technical Rep Approves Performance and invoices	0
HTH210	B	\$224,114	M	\$1,091,460	\$1,275,886	01/01/12	01/01/12	06/30/17	Airgas Gaspro Inc	G/S	Airgas USA, Inc - Medical Gas Distribution and Maintena	Technical Rep Approves Performance and invoices	0
HTH212	B	\$1,088,484	M	\$1,663,333	\$574,849	04/01/16	04/01/16	03/31/19	HSS	G/S	Security Services for East Hawaii Region	Technical Rep Approves Performance and invoices	0
HTH210	B	\$1,296,209	O	\$1,091,382	\$103,791	03/20/11	03/20/11	08/19/17	CARDON HEALTHCARE HOLDING	G/S	Medicaid Entitlement Eligibility Services	Technical Rep Approves Performance and invoices	0
HTH212	B	\$23,713	M	\$1,500,608	\$1,317,307	11/15/14	11/15/14	12/31/17	HAWAII EMERGENCY	S	ToAdd SMMH Acute admission services	Technical Rep Approves Performance and invoices	0
HTH210	B	\$114,965	O	\$572,433	\$686,441	01/01/11	01/01/11	12/31/17	Premier, Inc.	G/S	Premier - Payor Performance Software.SA08 renews the	Technical Rep Approves Performance and invoices	0
HTH212	B	\$1,291,039	O	\$2,002,782	\$2,708,961	10/12/15	10/12/15	10/11/17	PRICEWATERHOUSECOOPERS CORPORA	G/S	Public Private Transition Services - SA01 MRHCS	Technical Rep Approves Performance and invoices	0
HTH210	B	\$2,448,292	O	\$2,002,782	\$1,551,708	06/29/16	06/29/16	06/28/18	WEATHERBY LOCUMS, INC.	S	Locum Tenens Physician Services	Technical Rep Approves Performance and invoices	0
HTH212	B	\$1,668,941	O	\$3,500,000	\$1,831,059	08/31/16	08/31/16	08/30/17	HAWAII PERMANENTE MEDICAL #2	S	Physician Services	Technical Rep Approves Performance and invoices	0
HTH212	B	\$67,322	O	\$618,956	\$705,944	06/30/12	06/30/12	06/29/17	PHILIPS MEDICAL	G/S	Philips MRI	Technical Rep Approves Performance and invoices	0
HTH210	B	\$784,100	O	\$755,399	\$222,399	07/08/13	07/08/13	07/07/17	PLANTE & MORAN	G/S	Annual State Financial Audit FY15	Technical Rep Approves Performance and invoices	0
HTH210	B	\$183,254	O	\$481,896	\$418,781	10/01/12	10/01/12	09/30/17	GE Healthcare	G/S	GE OEM Services - Add GE XR Precision 500D to Hilo Me	Technical Rep Approves Performance and invoices	0
HTH212	B	\$2,366,873	O	\$363,004	-\$21,461	03/31/14	03/31/14	09/16/20	SIEMENS MEDICAL	G/S	CT Scanner, UPS & Buildout	Technical Rep Approves Performance and invoices	0
HTH212	B	\$779,678	O	\$5,177,807	\$1,492,804	08/23/16	08/23/16	01/31/17	Yamada Paint Contracting Inc	G/S	HMC Parking Area Renovation	Technical Rep Approves Performance and invoices	0
HTH210	B	\$553,382	M	\$468,140	\$46,618	05/01/11	05/01/11	09/28/17	3M #2	G/S	3M - Encoder Grouper Software for Medical CodingSA05	Technical Rep Approves Performance and invoices	0
HTH212	B	\$138,050	O	\$220,061	\$82,011	11/22/11	11/22/11	11/21/21	XEROX CORPORATION(PO BOX 7405)	L	XEROX Lease Services - 03MRHCS	Technical Rep Approves Performance and invoices	0
HTH212	B	\$1,204,345	O	\$1,001,391	-\$202,954	05/01/15	05/01/15	04/30/17	MAUI MEDICAL GROUP	S	Hospitalist	Technical Rep Approves Performance and invoices	0
HTH212	B	\$394,428	O	\$1,001,391	\$606,963	03/19/15	03/19/15	03/18/17	Medical Information Technology Inc.	G/S	System Upgrade	Technical Rep Approves Performance and invoices	0
HTH212	B	\$49,664	O	\$493,969	\$444,305	08/22/13	08/22/13	08/21/17	HAPPY VALLEY SERVICE	G/S	Laundry Equipment - SA04 - MRHCS	Technical Rep Approves Performance and invoices	0
HTH212	B	\$133,305	O	\$191,235	\$57,930	07/18/12	07/18/12	11/30/20	Toshiba Business Solutions (USA) Inc	G/S	EHR Photocopier Services	Technical Rep Approves Performance and invoices	0
HTH210	B	\$321,466	O	\$309,672	-\$11,794	09/29/12	09/29/12	09/28/17	ACCLAMATION INSURANCE	G/S	Third Party Administration of HHSC Self-Insured Worker	Technical Rep Approves Performance and invoices	0
HTH212	B	\$102,552	O	\$703,964	\$601,412	01/07/15	01/07/15	02/28/17	INTERNATIONAL CONTROLS	G/S	KCH & KH Doors, Technology, Projects and Upgrades	Technical Rep Approves Performance and invoices	0
HTH212	B	\$89,406	O	\$400,297	\$310,891	06/15/13	06/15/13	03/14/17	ACCESS INFORMATION #1	G/S	Off Site Storage	Technical Rep Approves Performance and invoices	0
HTH212	B	\$357,010	O	\$751,043	\$394,033	01/29/16	01/29/16	01/28/18	HEME PERFUSION, INC.	S	Perfusion Services and Supplies	Technical Rep Approves Performance and invoices	0
HTH212	B	\$141,194	O	\$300,167	\$158,973	12/01/13	12/01/13	11/30/18	PHARMACY CORPORATION OF	G/S	Long Term Care Pharmacy Services	Technical Rep Approves Performance and invoices	0
HTH210	B	\$444,863	O	\$286,051	-\$158,812	05/09/14	05/09/14	05/08/19	FUJIFILM MEDICAL SYST.USA	G/S	5 year Emerald Synapse Critical Service Agreement	Technical Rep Approves Performance and invoices	0
HTH210	B	\$14,031	O	\$355,885	\$341,854	03/03/14	03/03/14	12/31/17	McKesson	G/S	McKesson - 2017 OneStaff and Claims Administrator Prc	Technical Rep Approves Performance and invoices	0
HTH210	B	\$215,125	Hourly	\$268,783	\$53,658	11/17/12	11/17/12	11/16/17	PEARCE CONSULTING GROUP	G/S	Series AS400 Programming Administration	Technical Rep Approves Performance and invoices	0
HTH212	B	\$157,520	O	\$433,735	\$276,215	08/25/14	08/25/14	08/24/17	SMITH & NEPHEW ENDOSCOPY EDI	G/S	Smith & Nephew - SA 01 - MRHCS	Technical Rep Approves Performance and invoices	0
HTH210	B	\$67,545	O	\$215,299	\$147,754	03/01/11	03/01/11	02/28/17	Su-Mo Builders, Inc.	G/S	Ground ambulance ALS and BLS services	Technical Rep Approves Performance and invoices	0
HTH210	B	\$228,221	O	\$572,553	\$344,332	12/31/15	12/31/15	03/31/18	HAWAII PETROLEUM	G/S	Furnish and deliver bulk diesel fuel for Maui, E. Hawaii a	Technical Rep Approves Performance and invoices	0
HTH212	B	\$278,653	O	\$300,208	\$21,555	10/10/13	10/10/13	10/09/17	ELITE PARKING	G/S	Elite Parking Valet Services - SA 03 - MRHCS	Technical Rep Approves Performance and invoices	0

Program ID	MOF	Annual Spend	(M/A/O)	Annual NTE Max Value	Outstanding Balance	Date Executed	From	To	Organization	Category E/L/P/C/G/S	Description	Explanation of How Contract is Monitored	POS Y/N
HTH212	B	\$37,150	O	\$240,000	\$202,850	02/01/12	02/01/12	01/31/17	Fileminders of Hawaii, LLC dba Access Informa	G/S	Document Destruction	Technical Rep Approves Performance and invoices	0
HTH212	B	\$282,267	Hourly	\$400,000	\$117,733	01/01/14	01/01/14	12/31/16	Steven R. Galper, MD	S	Physician Services Agreement - Psychiatrist/Pain Mgmt	Technical Rep Approves Performance and invoices	0
HTH212	B	\$5,000	O	\$383,333	\$378,333	01/01/16	01/01/16	12/31/18	Kannass, Mohammed, M.D.	S	Dr. Kannass Employment Agreement	Technical Rep Approves Performance and invoices	0
HTH212	B	\$54,059	O	\$500,695	\$446,636	10/13/15	10/13/15	10/12/17	ACCLARENT, INC.	G/S	OR Supplies - SA01 MRHCS	Technical Rep Approves Performance and invoices	0
HTH212	B	\$91,197	O	\$150,754	\$59,557	05/13/11	05/13/11	12/31/17	Morse Communications, Inc	G/S	PBX Telephone System for East Hawaii	Technical Rep Approves Performance and invoices	0
HTH212	B	\$43,871	O	\$1,002,786	\$958,915	02/16/16	02/16/16	02/15/17	The Advisory Board Company	G/S	Revenue Cycle Project	Technical Rep Approves Performance and invoices	0
HTH212	B	\$950	O	\$975,000	\$974,050	08/01/16	08/01/16	07/31/17	Matsuura, Peter M.D.	S	Orthopaedic Physician Call Contract	Technical Rep Approves Performance and invoices	0
HTH212	B	\$246,364	Hourly	\$275,806	\$29,442	08/21/13	02/02/16	02/01/17	Lee, Dennis, M.D.	S	Behavioral Health Hospitalist Services	Technical Rep Approves Performance and invoices	0
HTH212	B	\$5,581	O	\$450,626	\$445,045	05/20/15	05/20/15	05/19/17	Chaitra, Sharada	S	Dr. Sharada Chaitra, Cardiologist - 2 yr. term	Technical Rep Approves Performance and invoices	0
HTH212	B	\$217,186	O	\$874,708	\$657,522	07/01/16	07/01/16	06/30/17	Color Dynamics Inc.	G/S	Spalling Repairs and Painting Work at Leahi Hospital	Technical Rep Approves Performance and invoices	0
HTH212	B	\$481,073	O	\$173,201	-\$307,872	02/07/13	02/07/13	02/01/18	TOSHIBA AMERICA MEDICAL #2*	G/S	Toshiba CT scanner maintenance	Technical Rep Approves Performance and invoices	0
HTH212	B	\$74,528	O	\$172,455	\$97,927	04/01/13	04/01/13	03/31/18	Opu, LLC	L	Medical Office Lease - General Surgery	Technical Rep Approves Performance and invoices	0
HTH210	B	\$42,500	O	\$61,343	\$18,843	11/20/03	11/20/03	11/19/17	GLOBAL HEALTHCARE	G/S	GHX - Global Healthcare ExchangeSA14 is the 2016-17 r	Technical Rep Approves Performance and invoices	0
HTH210	B	\$172,039	O	\$167,763	-\$4,276	03/01/14	03/01/14	03/25/19	A & B PROPERTIES, INC.	L	33 Lono Avenue Lease - 5 years with Alexander & Baldw	Technical Rep Approves Performance and invoices	0
HTH210	B	\$242,959	O	\$283,333	\$40,374	01/01/14	01/01/14	12/31/16	HAWAII HEALTH INFORMATION	G/S	Health Information Data/Press-Ganey Surveys	Technical Rep Approves Performance and invoices	0
HTH212	B	\$91,538	O	\$141,732	\$50,195	04/22/13	04/22/13	04/21/19	HEALTH INFORMATION	G/S	Coding Assistance for HIM Dept.	Technical Rep Approves Performance and invoices	0
HTH210	B	\$69,131	O	\$282,548	\$213,417	07/11/14	07/11/14	07/14/17	Managed Resources Inc	G/S	Coding Services	Technical Rep Approves Performance and invoices	0
HTH212	B	\$169,088	O	\$802,228	\$633,140	07/01/16	07/01/16	06/30/17	JCVI Inc. dba Ching Construction	G/S	Leahi Window Replacement	Technical Rep Approves Performance and invoices	0
HTH210	B	\$138,735	O	\$160,267	\$21,532	03/01/12	03/01/12	02/28/17	MARR JONES & WANG LLP	G/S	Labor and employment legal services - exercise the thir	Technical Rep Approves Performance and invoices	0
HTH210	B	\$3,383	O	\$156,298	\$152,915	07/18/12	07/18/12	07/17/17	RELAYHEALTH DBA	G/S	RelayHealth/McKesson - Claims AdministrationSA05 - Re	Technical Rep Approves Performance and invoices	0
HTH212	B	\$115,834	O	\$107,185	-\$8,649	08/10/10	08/10/10	08/09/17	VOLCANO CORPORATION	G/S	Volcano Corp - Intravascular Ultrasound Machine and su	Technical Rep Approves Performance and invoices	0
HTH212	B	\$69,059	O	\$370,515	\$301,456	07/01/16	07/01/16	06/30/18	ISLAND PACIFIC	G/S	Maluhia PV panels	Technical Rep Approves Performance and invoices	0
HTH212	B	\$99,134	O	\$360,000	\$260,866	09/01/16	09/01/16	08/31/18	PACIFIC WASTE INC.	G/S	Refuse Collection Services	Technical Rep Approves Performance and invoices	0
HTH212	B	\$26,923	O	\$142,206	\$115,283	12/13/12	12/13/12	12/12/17	MCKESSON PHARMACY SYSTEMS	G/S	Replacement of Pharmacy Robot Rx	Technical Rep Approves Performance and invoices	0
HTH212	B	\$160,463	O	\$602,526	\$442,063	06/22/16	06/22/16	07/31/17	Certified Construction, Inc.	G/S	Trotter Reroof at Leahi Hospital	Technical Rep Approves Performance and invoices	0
HTH212	B	\$267,573	O	\$327,455	\$59,882	05/13/15	05/13/15	05/12/17	VISTA STAFFING SOLUTIONS, INC.	G/S	Vista Staffing Solutions	Technical Rep Approves Performance and invoices	0
HTH212	B	\$71,811	O	\$635,779	\$563,968	06/09/16	06/09/16	06/15/17	CARDOSA CONSTRUCTION SERVICES	G/S	General Contractor for Pharmacy Remodel	Technical Rep Approves Performance and invoices	0
HTH212	B	\$93,135	O	\$99,119	\$5,984	11/01/11	11/01/11	04/30/18	Day-Lum Rentals & Management, Inc.	L	Medical Office Lease - Ortho Clinic	Technical Rep Approves Performance and invoices	0
HTH212	B	\$66,821	O	\$300,417	\$233,596	11/05/15	11/05/15	11/04/17	CARESTREAM HEALTH, INC.	G/S	No Available	Technical Rep Approves Performance and invoices	0
HTH210	B	\$144,998	O	\$200,185	\$55,187	07/23/14	07/23/14	07/22/17	TEKSYSTEMS	G/S	Soarian Financials Support	Technical Rep Approves Performance and invoices	0
HTH212	B	\$90,233	O	\$541,735	\$451,502	07/01/16	07/01/16	06/30/17	OTIS ELEVATOR COMPANY	G/S	Modernization of Lobby and Dietary Elevator at Maluhia	Technical Rep Approves Performance and invoices	0
HTH210	B	\$167,131	O	\$260,362	\$93,231	06/24/15	06/24/15	06/23/17	CARDINAL HEALTH PHARMACY SERVI	G/S	Cardinal/ePharmPro - After hours Pharmacy CoverageSA	Technical Rep Approves Performance and invoices	0
HTH212	B	\$45,536	O	\$215,447	\$215,911	07/15/15	07/15/15	06/30/17	HEALTHTECH MANAGEMENT SERVICES	G/S	Adding Interim Quality Director services.	Technical Rep Approves Performance and invoices	0
HTH212	B	\$107,109	O	\$169,049	\$61,940	12/31/13	12/31/13	12/30/16	Park Place International, LLC	G/S	Disaster Recovery Cloud Services	Technical Rep Approves Performance and invoices	0
HTH210	B	\$110,018	O	\$250,348	\$140,330	07/23/16	07/23/16	07/22/18	CADES SCHUTTE LLP	G/S	Legal Services	Technical Rep Approves Performance and invoices	0
HTH212	B	\$17,873	O	\$250,000	\$232,127	08/01/16	08/01/16	07/31/18	DAVIS WRIGHT TREMAINE LLP	G/S	Legal Services/Compliance Agreement	Technical Rep Approves Performance and invoices	0
HTH212	B	\$90,294	O	\$501,393	\$411,098	09/19/16	09/19/16	09/18/17	KARL STORZ ENDOSCOPY- EDI	G/S	Disposable Medical Supplies	Technical Rep Approves Performance and invoices	0
HTH212	B	\$162,901	O	\$250,348	\$87,447	02/12/15	02/12/15	02/11/17	LIFECCELL CORPORATION #1	G/S	OR Products via IFB	Technical Rep Approves Performance and invoices	0
HTH212	B	\$636,650	O	\$501,393	-\$135,257	04/07/16	04/07/16	04/06/17	STERIS CORPORATION STD	G/S	No Available	Technical Rep Approves Performance and invoices	0
HTH212	B	\$49,396	O	\$100,056	\$50,660	02/21/14	02/21/14	02/20/19	TERUMO CARDIOVASCULAR	G/S	Terumo Equipment Loan Agreement	Technical Rep Approves Performance and invoices	0
HTH212	B	\$468,488	O	\$500,000	\$31,512	06/01/16	06/01/16	05/31/17	UP TO DATE CLEANERS	G/S	Laundry Services.	Technical Rep Approves Performance and invoices	0
HTH212	B	\$5,756	O	\$100,056	\$94,299	08/15/12	08/15/12	08/14/17	USA MOBILITY WIRELESS,INC	G/S	USA Mobility Wireless	Technical Rep Approves Performance and invoices	0
HTH210	B	\$95,220	O	\$160,762	\$65,542	10/24/14	10/24/14	10/23/17	HAWAII HEALTH INFORMATION	G/S	Data Clearing House (Provider Portal) to Meet Meaning	Technical Rep Approves Performance and invoices	0
HTH212	B	\$37,900	O	\$148,760	\$110,860	12/22/13	12/14/10	12/31/16	Garon, Steven M.D.	S	Physician On call Services - S. Garon-Anesthesia	Technical Rep Approves Performance and invoices	0
HTH212	B	\$70,133	O	\$90,000	\$19,867	06/01/15	06/01/15	06/01/20	GELCAG Partnership	L	ENT Clinic Lease	Technical Rep Approves Performance and invoices	0
HTH212	B	\$165,360	O	\$150,139	-\$15,221	05/20/14	05/20/14	05/19/17	IVYA CORPORATION	G/S	Western Slopes	Technical Rep Approves Performance and invoices	0
HTH212	B	\$53,000	O	\$144,643	\$91,643	11/21/13	01/07/11	12/31/16	Lynch MD, Torrey	S	Anesthesiology On Call Physician Services	Technical Rep Approves Performance and invoices	0
HTH212	B	\$33,700	O	\$130,179	\$96,479	11/21/13	10/31/10	12/31/16	HAMMER, FRANK, M.D.	S	Anesthesia on call Physician Services	Technical Rep Approves Performance and invoices	0
HTH212	B	\$59,662	O	\$80,044	\$20,382	01/11/12	01/11/12	01/10/17	HARDWARE LUMBER MAUI	G/S	Hardware Lumber	Technical Rep Approves Performance and invoices	0
HTH212	B	\$46,750	O	\$50,017	\$3,268	06/03/09	06/03/09	06/02/17	Hawaii Bio-Waste System Inc	G/S	Medical Waste Disposal	Technical Rep Approves Performance and invoices	0
HTH212	B	\$9,900	O	\$80,044	\$70,145	02/08/12	02/08/12	02/07/17	KAHULUI CARPET & DRAPERY	G/S	Maui Region - Kahului Carpet & Drapery Products - Floo	Technical Rep Approves Performance and invoices	0
HTH210	B	\$414	O	\$133,457	\$133,043	06/09/14	06/09/14	06/09/14	KIWI-TEK	G/S	Coding Services	Technical Rep Approves Performance and invoices	0
HTH212	B	\$63,500	O	\$99,105	\$35,605	09/03/13	09/17/09	09/16/17	Lee MD, Raymond	S	Vascular On-Call Services	Technical Rep Approves Performance and invoices	0
HTH210	B	\$74	O	\$133,829	\$133,755	06/27/14	06/27/14	06/23/17	ON CALL CONSULTING, INC.	G/S	Coding Services	Technical Rep Approves Performance and invoices	0
HTH210	B	\$63,882	O	\$98,158	\$34,276	08/01/13	08/01/13	07/31/17	ADL DATA SYSTEMS, INC.	G/S	ADL Data Systems - LTC MDS Assessment SoftwareSA04	Technical Rep Approves Performance and invoices	0
HTH212	B	\$20,100	O	\$124,358	\$104,258	11/12/13	09/01/10	12/31/16	Soong MD, Julie	S	Physician On Call Services Anesthesiology	Technical Rep Approves Performance and invoices	0
HTH212	B	\$24,954	O	\$190,264	\$165,310	01/09/15	01/09/15	01/08/17	HOLDEN HOSPITAL SUPPLY #2 STD	G/S	Specialty Supplies and Maintenance of gases	Technical Rep Approves Performance and invoices	0
HTH212	B	\$51,200	O	\$123,175	\$71,975	12/15/13	10/31/10	12/31/16	Gerber, Randall, M.D.	S	Anesthesia ON Call Physician Services	Technical Rep Approves Performance and invoices	0
HTH212	B	\$755	O	\$180,250	\$179,495	02/17/15	02/17/15	02/16/17	ACCESS HARDWARE	G/S	No Available	Technical Rep Approves Performance and invoices	0
HTH212	B	\$67,400	O	\$111,504	\$44,104	11/11/13	12/17/10	12/31/16	ROSENTHAL, SAMUEL, M.D.	S	On Call Physician - Anesthesiology	Technical Rep Approves Performance and invoices	0
HTH210	B	\$58,343	O	\$226,667	\$168,324	07/01/16	07/01/16	12/31/17	MIDASPLUS, INC.	G/S	Midas+ Software and Software Maintenance ServicesSAI	Technical Rep Approves Performance and invoices	0

Program ID	MOF	Annual Spend	(M/A/O)	Annual NTE Max Value	Outstanding Balance	Date Executed	From	To	Organization	Category E/L/P/C/G/S	Description	Explanation of How Contract is Monitored	POS Y/N
HTH210	B	\$270,835	O	\$167,455	-\$103,380	12/22/15	12/22/15	12/28/17	THUNDERCAT TECHNOLOGY, LLC	G/S	ThunderCat Technology: IS Security Assessment Service	Technical Rep Approves Performance and invoices	0
HTH210	B	\$11,478	O	\$66,189	\$54,711	10/16/12	10/16/12	10/29/17	Dunhill Personnel of Hawaii, Inc.	G/S	Temporary Staffing Services	Technical Rep Approves Performance and invoices	0
HTH212	B	\$135,709	O	\$160,469	\$24,760	08/06/15	08/06/15	08/05/17	PACIFIC HEALTH MINISTRY	G/S	Chaplaincy Program - SA 01 - MRHCS	Technical Rep Approves Performance and invoices	0
HTH212	B	\$354	O	\$161,345	\$160,991	07/06/15	07/06/15	06/30/17	Santiago, M.D., Lyric	S	Physician Agreement Urology	Technical Rep Approves Performance and invoices	0
HTH210	B	\$600	O	\$61,634	\$61,034	02/27/17	02/27/17	02/28/12	Child and Family Service	G/S	System-Wide Employee Assistance Services	Technical Rep Approves Performance and invoices	0
HTH212	B	\$75,040	O	\$150,209	\$75,168	04/18/15	04/18/15	04/17/17	DROOD, JEFFREY M.D. LLC.	S	Call Contract	Technical Rep Approves Performance and invoices	0
HTH212	B	\$101,132	Hourly	\$300,000	\$198,868	01/01/16	01/01/16	12/31/16	HAWAII RADIOLOGIC	S	Radiology Services for East Hawaii	Technical Rep Approves Performance and invoices	0
HTH212	B	\$116,110	O	\$50,023	-\$66,087	03/08/13	03/08/13	03/07/19	ISLAND SIGNAL & SOUND, INC.	G/S	Smoke Detector Maintenance, Cleaning & Testing	Technical Rep Approves Performance and invoices	0
HTH210	B	\$59,954	O	\$75,052	\$15,099	11/13/13	11/13/13	11/12/17	LANGUAGE ACCESS NETWORK, LLC	G/S	Translation Services	Technical Rep Approves Performance and invoices	0
HTH212	B	\$47,200	O	\$83,981	\$36,781	06/05/13	06/05/13	12/31/16	Lazaro MD, Stephen C.	S	Physician On-Call Services - Anesthesia Jon Martell, MD	Technical Rep Approves Performance and invoices	0
HTH212	B	\$28,400	O	\$60,033	\$31,633	05/23/12	05/23/12	05/22/17	QUEST MEDICAL, INC.	G/S	Quest Rental	Technical Rep Approves Performance and invoices	0
HTH212	B	\$77,628	O	\$60,033	-\$17,595	07/01/15	07/01/15	06/30/20	WOLTERS KLUWER HEALTH, INC	G/S	No Available	Technical Rep Approves Performance and invoices	0
HTH212	B	\$39,374	O	\$144,562	\$105,188	06/01/16	06/01/16	05/31/18	Honolulu Disposal Services Inc	G/S	Refuse Collection Services at Maluhia and Leahi Hospita	Technical Rep Approves Performance and invoices	0
HTH212	B	\$68,600	O	\$90,957	\$22,357	09/14/14	09/14/14	11/02/17	LAU, GERALD, M.D.	S	Gen Surgery Call Contrat - Dr. Lau	Technical Rep Approves Performance and invoices	0
HTH212	B	\$73,951	O	\$93,245	\$19,294	03/27/14	03/27/14	03/27/17	INTOUCH TECHNOLOGIES, INC.	G/S	Telemedicine Robot for Behavioral Health	Technical Rep Approves Performance and invoices	0
HTH212	B	\$62,209	O	\$52,391	-\$9,818	01/03/13	01/03/13	01/03/13	GE HEALTHCARE FINANCIAL	L	Lease for Fluoroscopy Equipment	Technical Rep Approves Performance and invoices	0
HTH212	B	\$22,908	O	\$130,181	\$107,273	10/03/16	10/03/16	10/02/18	ST. JUDE MEDICAL INC.	G/S	Consignment program for cardiac rhythm management	Technical Rep Approves Performance and invoices	0
HTH212	B	\$3,903	O	\$83,411	\$79,508	07/27/15	07/27/15	07/26/18	HAWAIIAN TELCOM YELLOW PG	G/S	Telephone Maintenance	Technical Rep Approves Performance and invoices	0
HTH212	B	\$7,544	O	\$122,449	\$114,905	04/15/16	04/15/16	04/15/16	Ota & Hara Attorneys at Law	G/S	Labor and Employment services for Oahu Region	Technical Rep Approves Performance and invoices	0
HTH210	B	\$86,528	O	\$83,320	-\$3,208	07/21/14	07/21/14	07/20/17	SCIQUEST, INC. (DALLAS, TX)	G/S	SciQuest - Contracts Database Management SystemSAO	Technical Rep Approves Performance and invoices	0
HTH212	B	\$7,375	O	\$240,233	\$232,859	06/29/16	06/29/16	07/04/17	BAKER, BOBBY C., MD, INC.	S	Settlement Agreement	Technical Rep Approves Performance and invoices	0
HTH212	B	\$243,000	O	\$1,484,794	\$1,241,794	10/24/16	10/24/16	12/23/16	Island Ventilation Cleaning	G/S	AC system and duct cleaning at Maluhia	Technical Rep Approves Performance and invoices	0
HTH212	B	\$10,987	O	\$61,180	\$50,193	02/20/14	02/20/14	01/31/18	HEALTHSTREAM, INC.	G/S	HealthStream Online Learning	Technical Rep Approves Performance and invoices	0
HTH212	B	\$612	O	\$80,074	\$79,462	10/01/14	10/01/14	09/30/17	Peskin, Edward G., M.D.	S	Medical Director for East Hawaii Region	Technical Rep Approves Performance and invoices	0
HTH210	B	\$3,461	O	\$39,061	\$35,599	02/02/11	02/02/11	12/31/16	EAN HOLDINGS, LLC.	G/S	Rental cars contract	Technical Rep Approves Performance and invoices	0
HTH212	B	\$88,400	O	\$38,351	-\$50,055	12/11/12	12/11/12	12/10/18	IMANAKA ASATO LLLC	G/S	Procedural Terms Index - Interface	Technical Rep Approves Performance and invoices	0
HTH212	B	\$6,323	O	\$24,842	\$18,519	10/15/09	10/15/09	10/14/18	FIRST DATABANK	G/S	Pharmacy System & Modules for EMR System	Technical Rep Approves Performance and invoices	0
HTH212	B	\$213,000	O	\$222,261	\$9,261	07/15/16	07/15/16	06/30/17	Carpet Masters, Inc.	G/S	Leahi Reflooring	Technical Rep Approves Performance and invoices	0
HTH212	B	\$354	O	\$70,000	\$69,646	01/20/15	01/20/15	01/20/18	Craddock, Shallon	S	Dr. Shallon Craddock	Technical Rep Approves Performance and invoices	0
HTH212	B	\$50,160	O	\$100,139	\$49,979	08/12/15	08/12/15	08/11/17	EDWARDS LIFESCIENCES STD	G/S	No Available	Technical Rep Approves Performance and invoices	0
HTH212	B	\$24,650	O	\$200,557	\$175,908	08/30/16	08/30/16	08/29/17	HAWAII RESIDENCY PROG, INC	S	No Available	Technical Rep Approves Performance and invoices	0
HTH212	B	\$254,369	O	\$200,557	-\$53,811	07/24/16	07/24/16	07/23/17	HEALTHCARE CODING	G/S	Coding/Auditing services on an as needed basis.	Technical Rep Approves Performance and invoices	0
HTH212	B	\$14,034	O	\$40,022	\$25,988	03/14/12	03/14/12	03/14/12	MAUI OIL COMPANY	G/S	Maui Oil Company	Technical Rep Approves Performance and invoices	0
HTH212	B	\$34,288	O	\$33,349	-\$939	05/29/12	05/29/12	05/28/18	OASIS ENVIRONMENTAL GROUP	G/S	Oasis Environment - SA04 MRHCS	Technical Rep Approves Performance and invoices	0
HTH212	B	\$38,106	O	\$66,728	\$28,623	10/14/14	10/14/14	10/14/14	OTICON MEDICAL, LLC	G/S	OR Supplies - SA 01 MRHCS	Technical Rep Approves Performance and invoices	0
HTH212	B	\$176,400	O	\$196,546	\$20,146	07/01/16	07/01/16	06/30/17	Economy Plumbing & Air Conditioning	G/S	Replace Plumbing at Leahi Hospital	Technical Rep Approves Performance and invoices	0
HTH212	B	\$45,531	O	\$31,260	-\$14,271	05/01/14	05/01/14	07/31/20	ELEKTA, INC.	G/S	Radiation & Oncology Software-Mosaiq	Technical Rep Approves Performance and invoices	0
HTH212	B	\$2,949	O	\$64,059	\$61,111	07/01/14	07/01/14	06/30/17	Hamed Admadinia, MD	S	Resident Employment Agreement - Ahmadinia	Technical Rep Approves Performance and invoices	0
HTH212	B	\$1,473	O	\$63,608	\$62,135	06/29/15	06/29/15	06/30/18	Chapple, Will	S	Residency Physician	Technical Rep Approves Performance and invoices	0
HTH212	B	\$449	O	\$63,608	\$63,159	06/29/15	06/29/15	06/30/18	Gaku Yamaguchi, MD	S	Gaku Yamaguchi, M.D.	Technical Rep Approves Performance and invoices	0
HTH212	B	\$349	O	\$63,608	\$63,259	06/29/15	06/29/15	06/30/18	Nguyen, Tuy-Ngoc	S	Residency Physician	Technical Rep Approves Performance and invoices	0
HTH212	B	\$610	O	\$62,391	\$61,781	07/01/14	07/01/14	06/30/17	Kaohimanu Akiona, MD	S	Resident Employment Agreement - Akiona - TR Mary Nc	Technical Rep Approves Performance and invoices	0
HTH212	B	\$124,270	O	\$93,366	-\$30,904	02/01/15	02/01/15	01/31/17	GAS COMPANY, THE #2	G/S	Propane - Liquefied Petroleum Gas	Technical Rep Approves Performance and invoices	0
HTH212	B	\$53,942	O	\$36,905	-\$17,037	06/01/13	06/01/13	05/31/18	ROCHE DIAGNOSTICS STD EDI	G/S	Glucose Meters	Technical Rep Approves Performance and invoices	0
HTH212	B	\$60,400	O	\$44,202	-\$16,198	12/05/13	09/09/11	12/31/17	Chaug, D.O., Danny K.	S	On Call Physician Services - Anesthesia Jon Martell, MD	Technical Rep Approves Performance and invoices	0
HTH212	B	\$24,740	O	\$30,697	\$5,957	04/15/11	04/15/11	12/31/16	Thyssen Krupp Elevator	G/S	Modernization of Elevator No. 3	Technical Rep Approves Performance and invoices	0
HTH212	B	\$108,678	O	\$56,719	-\$51,959	08/28/14	08/28/14	08/27/17	OCEANIC TIME #10064601011	G/S	SA 02 AND 03 - MRHCS	Technical Rep Approves Performance and invoices	0
HTH212	B	\$41,744	O	\$174,766	\$133,021	08/23/16	08/23/16	07/30/17	Oxford Global Resources, LLC	G/S	Coder Education	Technical Rep Approves Performance and invoices	0
HTH212	B	\$67,014	O	\$160,446	\$93,432	05/12/16	05/12/16	05/11/17	MAUI KIDNEY DISEASE, INC.	S	Call Contract	Technical Rep Approves Performance and invoices	0
HTH212	B	\$48,742	Hourly	\$79,110	\$30,368	02/14/15	02/14/15	02/13/17	HASEGAWA, EARL A. DDS	S	No Available	Technical Rep Approves Performance and invoices	0
HTH212	B	\$52,508	O	\$26,012	-\$26,496	12/19/11	12/19/11	12/18/17	SCHINDLER ELEVATOR CORP.	G/S	Schindler Elevator Corp - Preventive Maintenance for M	Technical Rep Approves Performance and invoices	0
HTH212	B	\$50,052	O	\$50,046	-\$5	07/01/14	07/01/14	06/30/17	GAMMA CORPORATION	G/S	Gamma Corp	Technical Rep Approves Performance and invoices	0
HTH212	B	\$4,935	O	\$33,437	\$28,501	05/02/13	10/28/14	10/27/17	Hawaii Island Radiation Oncology Ltd	S	Oncology Medical Director Services	Technical Rep Approves Performance and invoices	0
HTH212	B	\$13,504	Hourly	\$150,000	\$136,496	06/01/16	06/01/16	05/31/17	Hawaii Nephrologists, LLC	S	Call Contract with Dr. Valerie Tan to split call with Dr. Le	Technical Rep Approves Performance and invoices	0
HTH210	B	\$100,230	O	\$75,104	-\$25,125	09/15/16	09/15/16	09/15/16	KRIEG DEVAULT LLP	G/S	Legal Services	Technical Rep Approves Performance and invoices	0
HTH212	B	\$23,484	O	\$50,046	\$26,562	05/27/15	05/27/15	05/26/18	PURAL WATER SPECIALTY CO.	G/S	Cleaning Backflow of waterlines - SA01 MRHCS	Technical Rep Approves Performance and invoices	0
HTH210	B	\$1,666	O	\$150,418	\$148,752	11/14/16	11/14/16	11/13/17	REGULATORY COMPLIANCE CONSULTI	G/S	Compliance and Privacy Officer	Technical Rep Approves Performance and invoices	0
HTH212	B	\$36,519	O	\$149,547	\$113,028	04/01/16	04/01/16	03/31/17	Jan-Guard Hawaii, Inc.	G/S	Security Services for Maluhia and Leahi Hospital.	Technical Rep Approves Performance and invoices	0
HTH210	B	\$36,000	O	\$46,043	\$10,043	08/08/14	08/08/14	08/07/17	HEALTH PROFESSOR, INC.	G/S	Compliance LMS	Technical Rep Approves Performance and invoices	0
HTH212	B	\$54,130	O	\$45,000	-\$9,130	01/01/15	01/01/15	12/31/17	CARDONE	G/S	MRView Imaging Software for Kohala Hospital and Kona	Technical Rep Approves Performance and invoices	0
HTH212	B	\$2,100	O	\$30,019	\$27,919	12/19/12	12/19/12	06/18/17	EMCARE INC.	S	EMCARE Emergency Room	Technical Rep Approves Performance and invoices	0

Program ID	MOF	Annual Spend	(M/A/O)	Annual NTE Max Value	Outstanding Balance	Date Executed	From	To	Organization	Category E/L/P/C/G/S	Description	Explanation of How Contract is Monitored	POS Y/N
HTH210	B	\$70,368	0	\$130,362	\$59,995	07/08/16	07/08/16	07/07/17	MDI SOLUTIONS	G/S	MDI - Interface Development and Maintenance to support	Technical Rep Approves Performance and invoices	0
HTH212	B	\$6,380	0	\$41,667	\$35,287	04/01/14	04/01/14	03/31/17	PRESS GANEY ASSOCIATE,INC	G/S	Satisfaction Survey Services	Technical Rep Approves Performance and invoices	0
HTH210	B	\$56,273	0	\$62,086	\$5,813	05/22/15	05/22/15	05/21/17	ZIXCORP	G/S	Zixcorp: Secure email encryption service	Technical Rep Approves Performance and invoices	0
HTH212	B	\$15,944	0	\$20,009	\$4,065	01/03/14	01/03/14	01/02/20	Palmer, M.C.E., Harold F.	G/S	Radiation Safety Officer	Technical Rep Approves Performance and invoices	0
HTH212	B	\$7,548	0	\$112,312	\$104,763	09/25/16	09/25/16	09/26/16	MALLINCKRODT, INC. STD	G/S	Radiopharmaceutical products for Nuclear Medicine	Technical Rep Approves Performance and invoices	0
HTH212	B	\$111,900	0	\$223,800	\$111,900	07/01/16	07/01/16	12/31/16	Alakona Corporation	G/S	Parking lot resurfacing at Leahi Hospital	Technical Rep Approves Performance and invoices	0
HTH210	B	\$30,174	0	\$35,010	\$4,836	04/08/14	04/08/14	03/17/17	ECRI	G/S	ECRI - On-demand Custom Analytic ToolsA01 is 2016-20	Technical Rep Approves Performance and invoices	0
HTH212	B	\$103,056	0	\$103,066	\$10	08/19/16	08/19/16	08/18/17	SODEXO CTM, INC.	G/S	Renewal of Biomedical PM and Management of Equipm	Technical Rep Approves Performance and invoices	0
HTH212	B	\$28,500	0	\$33,333	\$4,833	01/01/16	01/01/16	12/31/18	Belcher, Daniel M.D.	S	SNF Long Term Care - Belcher	Technical Rep Approves Performance and invoices	0
HTH212	B	\$14,125	0	\$25,017	\$10,892	12/19/12	12/19/12	12/19/12	EASTER SEALS HAWAII	G/S	Easter Seals	Technical Rep Approves Performance and invoices	0
HTH212	B	\$3,675	0	\$100,279	\$96,604	02/02/16	02/02/16	02/01/17	Hall, Alice	G/S	Legal Services Agreement	Technical Rep Approves Performance and invoices	0
HTH212	B	\$66,927	0	\$50,070	-\$16,857	05/11/15	05/11/15	05/10/17	INSYNERGY ENGINEERING	G/S	New Boiler(s) for MMMC	Technical Rep Approves Performance and invoices	0
HTH212	B	\$7,782	0	\$33,364	\$25,582	04/17/14	04/17/14	04/16/17	JCB Laboratories, LLC	G/S	Pharmacy Compounding Agreement - 10 days notice to	Technical Rep Approves Performance and invoices	0
HTH210	B	\$2,385	0	\$25,017	\$22,633	11/27/13	11/27/13	11/26/17	LANGUAGE SERVICES HAWAII LC	G/S	Interpretation and translation services	Technical Rep Approves Performance and invoices	0
HTH212	B	\$38,155	0	\$33,364	-\$4,791	07/07/14	07/07/14	07/06/17	Leadership Works, LLC	G/S	Leadership Development Training & Consulting	Technical Rep Approves Performance and invoices	0
HTH212	B	\$35,384	0	\$50,070	\$14,686	03/16/15	03/16/15	03/15/17	MAUI HANDI TRANSPORT LLC	G/S	Patient Transport - SA 01 MRHCS	Technical Rep Approves Performance and invoices	0
HTH212	B	\$43,314	0	\$25,017	-\$18,297	02/05/13	02/05/13	02/04/17	MAUI SODA & ICE WORKS LTD	G/S	Maui Soda Beverage Dispensers and Maintenance	Technical Rep Approves Performance and invoices	0
HTH212	B	\$12,223	0	\$17,391	\$5,168	04/01/11	04/01/11	12/31/16	The Call Center of Hawaii	G/S	After-Hours Answering Service for Outpatient Clinics	Technical Rep Approves Performance and invoices	0
HTH212	B	\$37,094	0	\$18,010	-\$19,084	04/15/14	04/15/14	04/15/14	DRAEGER MEDICAL INC. EDI	G/S	Drager Preventative Maintenance	Technical Rep Approves Performance and invoices	0
HTH212	B	\$3,036	0	\$18,010	\$14,974	05/01/12	05/01/12	04/30/17	Hagerman, AAL, Gary	G/S	Gary Hagerman Legal Services - TR Odetta R.	Technical Rep Approves Performance and invoices	0
HTH212	B	\$46,357	0	\$82,234	\$35,877	01/15/16	01/15/16	02/19/17	NALCO COMPANY	G/S	Nalco	Technical Rep Approves Performance and invoices	0
HTH212	B	\$42,199	0	\$90,251	\$48,052	04/14/16	04/14/16	04/14/16	NCNS ENVIRONMENTAL INC.	G/S	Pathological Waste Management Services.	Technical Rep Approves Performance and invoices	0
HTH212	B	\$85,000	0	\$180,000	\$95,000	07/01/16	07/01/16	07/01/16	Person Brothers Construction	G/S	Maluhia Repaving Parking Lot	Technical Rep Approves Performance and invoices	0
HTH212	B	\$10,065	0	\$45,063	\$34,998	11/20/15	11/20/15	11/19/17	ZACHARIAS, DONALD M., M.D.	S	Locums Kula - SA-1 - MRHCS	Technical Rep Approves Performance and invoices	0
HTH212	B	\$6,952	0	\$17,620	\$10,668	10/28/15	10/28/15	10/27/20	Certified Construction, Inc.	G/S	Alson equipment financing agreement	Technical Rep Approves Performance and invoices	0
HTH212	B	\$11,000	0	\$21,765	\$10,765	11/20/13	11/20/13	11/19/17	CEDARON MEDICAL, INC.	G/S	Cedaron-SA 02 MRHCS	Technical Rep Approves Performance and invoices	0
HTH212	B	\$4,516	0	\$42,960	\$38,444	07/08/16	07/08/16	07/07/18	APRIMA MEDICAL SOFTWARE	G/S	Billing Services	Technical Rep Approves Performance and invoices	0
HTH210	B	\$32,692	0	\$28,360	-\$4,332	01/06/15	01/06/15	01/05/18	HAWAII EMPLOYERS COUNCIL	G/S	HR services and consulting	Technical Rep Approves Performance and invoices	0
HTH212	B	\$49,484	0	\$13,979	-\$35,504	11/01/12	11/01/12	10/31/18	ECOLAB INC	G/S	Pest elimination and control	Technical Rep Approves Performance and invoices	0
HTH212	B	\$53,154	0	\$41,062	-\$12,091	11/01/15	11/01/15	10/31/17	WASTEWATE & PUMP	G/S	Wastewater and Pump Service	Technical Rep Approves Performance and invoices	0
HTH212	B	\$17,500	0	\$9,829	-\$7,671	11/11/10	02/19/16	12/31/18	Dolan M.D., Lynda M.	S	SNF Long Term Care - Dolan	Technical Rep Approves Performance and invoices	0
HTH212	B	\$31,500	0	\$9,829	-\$21,671	11/11/10	01/01/16	12/31/18	Kurohara, Kevin M.D.	S	SNF Long Term Care - Kurohara	Technical Rep Approves Performance and invoices	0
HTH212	B	\$28,000	0	\$9,829	-\$18,171	11/11/10	01/01/16	12/31/18	Shikuma, Craig M.D.	S	SNF Long Term Care - Shikuma	Technical Rep Approves Performance and invoices	0
HTH212	B	\$14,496	0	\$26,691	\$12,195	12/19/16	12/19/16	12/18/19	SORIN GROUP USA, INC.	G/S	Maintenance Services	Technical Rep Approves Performance and invoices	0
HTH212	B	\$5,768	0	\$18,763	\$12,995	04/23/14	04/23/14	04/22/18	IRADIMED CORPORATION	G/S	Iradimed pumps, maintenance, products	Technical Rep Approves Performance and invoices	0
HTH212	B	\$61,250	Hourly	\$75,209	\$13,959	03/15/16	03/15/16	03/14/17	LUGO, SERGIO M.D.	S	General Call	Technical Rep Approves Performance and invoices	0
HTH212	B	\$76,100	0	\$75,000	-\$1,100	03/31/16	03/31/16	03/30/17	MEDISOLV, Inc.	G/S	MediSolv product ENCORE - adding quality measures in	Technical Rep Approves Performance and invoices	0
HTH212	B	\$13,627	0	\$12,014	-\$1,612	07/08/13	07/08/13	07/07/19	GUARDIAN FIRE, INC.	G/S	Annual Fire Equipment-Tests-& Service added services	Technical Rep Approves Performance and invoices	0
HTH212	B	\$36,996	0	\$7,224	-\$29,772	12/18/08	12/18/08	12/17/17	PHYSIO-CONTROL, INC.	G/S	Physio-Control - STEMI Management Solutions	Technical Rep Approves Performance and invoices	0
HTH212	B	\$56,931	0	\$56,931	\$0	06/01/16	06/01/16	05/31/17	Pacific Architects	G/S	Dietary AC replacement at Maluhia	Technical Rep Approves Performance and invoices	0
HTH212	B	\$24,900	0	\$55,053	\$30,153	08/24/16	08/24/16	08/23/17	CLEAN HARBORS ENV.	G/S	Pharmacy and X-Ray Waste	Technical Rep Approves Performance and invoices	0
HTH212	B	\$26,901	0	\$54,509	\$27,608	08/01/16	08/01/16	07/31/17	UPTODATE, INC.	G/S	Up To Date Medical Reference Subscription	Technical Rep Approves Performance and invoices	0
HTH212	B	\$15,714	0	\$18,179	\$2,464	03/10/14	03/10/14	03/09/17	INTEGRITY WEB DESIGN	G/S	IT Maintenance Oncology Department	Technical Rep Approves Performance and invoices	0
HTH210	B	\$7,886	0	\$25,416	\$17,531	01/06/15	01/06/15	01/19/17	THOUGHTFOCUS TECHNOLOGIES LLC	G/S	ThoughtFocus - Provides primary Oracle and SQL databa	Technical Rep Approves Performance and invoices	0
HTH210	B	\$9,495	0	\$25,000	\$15,505	11/01/15	11/01/15	10/31/17	ABILITY NETWORK INC.	G/S	Software License for Connectivity to the CMS HETS Syst	Technical Rep Approves Performance and invoices	0
HTH212	B	\$6,981	0	\$25,035	\$18,054	08/12/15	08/12/15	08/11/17	ASCO SERVICES, INC.	G/S	No Available	Technical Rep Approves Performance and invoices	0
HTH212	B	\$4,842	0	\$50,000	\$45,158	01/01/17	01/01/17	12/31/17	CIMRO	G/S	Clinical Peer Review Services	Technical Rep Approves Performance and invoices	0
HTH212	B	\$20,832	0	\$10,006	-\$10,826	12/01/13	12/01/13	11/30/18	Kalona Properties, LLC	L	Property Lease for Parking	Technical Rep Approves Performance and invoices	0
HTH210	B	\$21,338	0	\$16,682	-\$4,656	08/30/16	08/30/16	08/29/19	Kurasaki, Ronald	G/S	CIP construction services	Technical Rep Approves Performance and invoices	0
HTH212	B	\$25,000	0	\$25,000	\$0	09/01/15	09/01/15	08/31/17	PU'ULU LAPA'AU	S	Physician Monitoring - SA 01 - MRHCS	Technical Rep Approves Performance and invoices	0
HTH212	B	\$8,065	0	\$50,139	\$42,074	08/23/16	08/23/16	08/22/17	RIDE ASSIST OF MAUI, LLC	G/S	Patient Transportation	Technical Rep Approves Performance and invoices	0
HTH212	B	\$7,068	0	\$16,682	\$9,614	10/15/14	10/15/14	10/14/17	SH Consulting LLC	G/S	Consulting Services for Recertification	Technical Rep Approves Performance and invoices	0
HTH212	B	\$1	0	\$16,682	\$16,682	12/02/13	12/02/13	12/01/16	SPRINT #3	G/S	Long Distance Services	Technical Rep Approves Performance and invoices	0
HTH212	B	\$20,822	0	\$16,682	-\$4,140	04/30/15	04/30/15	04/29/18	SWANK HEALTHCARE	G/S	On Line Education	Technical Rep Approves Performance and invoices	0
HTH212	B	\$6,981	0	\$12,294	\$5,313	01/01/13	01/01/13	12/31/16	ASCO SERVICES, INC.	G/S	Ascom phone maintenance	Technical Rep Approves Performance and invoices	0
HTH212	B	\$12,291	0	\$11,875	-\$416	09/01/16	09/01/16	08/31/20	Patel, Mahendra, MS	G/S	Radiation Safety Inspection Services	Technical Rep Approves Performance and invoices	0
HTH212	B	\$2,912	0	\$11,508	\$8,596	08/22/16	08/22/16	08/21/20	SONOSITE #774332	G/S	Purchase of Ultra Sound Equipment for Kula	Technical Rep Approves Performance and invoices	0
HTH210	B	\$7,593	0	\$45,668	\$38,075	04/01/16	04/01/16	03/31/17	Mackenzie Medical Group LLC	G/S	Mackenzie Med Grp: On-site Surgical Instrument Sharp	Technical Rep Approves Performance and invoices	0
HTH210	B	\$2,940	0	\$1,154	-\$1,786	07/18/11	07/18/11	07/17/50	WESTERN INSTITUTIONAL	G/S	IRB services	Technical Rep Approves Performance and invoices	0
HTH212	B	\$10,000	0	\$51,781	\$41,781	09/08/16	09/08/16	06/30/17	PHARMACY HEALTHCARE	G/S	Retail Pharmacy Consulting	Technical Rep Approves Performance and invoices	0
HTH212	B	\$38,800	0	\$19,400	-\$19,400	01/01/16	01/01/16	12/31/17	Imata and Associates	G/S	AE services to resurface driveways and parking lots at L	Technical Rep Approves Performance and invoices	0



Program ID	MOF	Annual Spend	(M/A/O)	Annual NTE Max Value	Outstanding Balance	Date Executed	From	To	Organization	Category E/L/P/C/G/S	Description	Explanation of How Contract is Monitored	POS Y/N
HTH212	B	\$29,938	O	\$25,332	-\$4,605	07/15/16	07/15/16	12/31/17	SOFTSERVE, INC.	G/S	Kronos integration software to create clean integration	Technical Rep Approves Performance and invoices	0
HTH212	B	\$2,665	O	\$11,677	\$9,012	01/15/14	01/15/14	01/14/17	Heintz, Lawrence, Ph.D.	G/S	Medical Ethics Services	Technical Rep Approves Performance and invoices	0
HTH212	B	\$8,617	O	\$8,756	\$139	12/11/12	12/11/12	12/10/16	PITNEY BOWES, INC. #2	G/S	Pitney Bowes	Technical Rep Approves Performance and invoices	0
HTH212	B	\$3,969	O	\$3,889	-\$80	09/01/09	09/01/09	08/31/18	SPECIALTY CARE CARDIO-	G/S	Extracorporeal Services (Cell Saver)	Technical Rep Approves Performance and invoices	0
HTH212	B	\$71,681	O	\$17,048	-\$54,633	08/07/15	08/07/15	08/06/17	EOH ENTERPRISES LLC	G/S	PBX annual maintenance	Technical Rep Approves Performance and invoices	0
HTH212	B	\$25,943	O	\$16,592	-\$9,350	04/28/15	04/28/15	04/27/17	MILLIMAN CARE	G/S	Utilization Review Guidelines software.	Technical Rep Approves Performance and invoices	0
HTH212	B	\$16,753	O	\$30,084	\$13,330	04/11/16	04/11/16	04/10/17	COMMERCIAL BIOTECH, LLC	G/S	No Available	Technical Rep Approves Performance and invoices	0
HTH210	B	\$4,849	O	\$7,500	\$2,651	01/07/13	01/07/13	01/07/17	LANGUAGE LINE SERVICES	G/S	Language interpretation services, translantino services ar	Technical Rep Approves Performance and invoices	0
HTH212	B	\$101,749	O	\$15,063	-\$86,686	03/01/17	03/01/17	02/28/19	MCKESSON CORPORATION	G/S	340B Processing software/ split billing	Technical Rep Approves Performance and invoices	0
HTH212	B	\$13,450	O	\$30,000	\$16,550	04/01/16	04/01/16	03/31/17	Star Credentialing LLC	G/S	Credential Services	Technical Rep Approves Performance and invoices	0
HTH212	B	\$3,348	O	\$23,499	\$20,151	03/08/16	03/08/16	03/31/17	Imanaka, Russell R. D.D.S.	S	Dental Services at Leahi	Technical Rep Approves Performance and invoices	0
HTH212	B	\$4,948	O	\$8,219	\$3,272	01/01/14	01/01/14	01/16/17	KONA COMMUNITY HOSPITAL #3	S	MOU Kronos - Shared Payments	Technical Rep Approves Performance and invoices	0
HTH210	B	\$5,508	O	\$6,250	\$742	04/01/16	04/01/16	03/31/20	MENEHUNE WATER CO INC #2	G/S	Water delivery services to HHSC corporate offices on Oa	Technical Rep Approves Performance and invoices	0
HTH212	B	\$8,194	O	\$12,267	\$4,073	09/15/16	09/15/16	09/14/18	ELITE MEDICAL EXPERTS	G/S	Patient chart review services	Technical Rep Approves Performance and invoices	0
HTH212	B	\$12,000	O	\$8,000	-\$4,000	02/01/14	02/01/14	01/31/17	IVANTAGE HEALTH ANALYTICS	G/S	iVantage Subscription Agreement	Technical Rep Approves Performance and invoices	0
HTH212	B	\$27,200	O	\$21,341	-\$5,859	03/04/16	03/04/16	03/03/17	WLSN PACIFIC	G/S	Laundry Equipment Preventative Maintenance	Technical Rep Approves Performance and invoices	0
HTH212	B	\$47,781	O	\$10,014	-\$37,767	12/24/15	12/24/15	12/23/17	ENDOGASTRIC SOLUTIONS	S	CO-Marketing Agreement EndoGastric Solutions	Technical Rep Approves Performance and invoices	0
HTH212	B	\$6,600	O	\$20,056	\$13,456	12/02/15	12/02/15	12/01/16	FREDERICK NITTA M.D., INC	S	OB/GYN Primary Back Up Call Coverage - Nitta	Technical Rep Approves Performance and invoices	0
HTH212	B	\$9,460	O	\$20,056	\$10,596	10/03/16	10/03/16	10/02/17	MOBILEKNOWLEDGE, INC.	G/S	No Available	Technical Rep Approves Performance and invoices	0
HTH212	B	\$10,450	O	\$20,056	\$9,606	12/02/15	12/02/15	12/01/16	NAKAMOTO, KAREN, M.D.	S	Primary Back Up Call	Technical Rep Approves Performance and invoices	0
HTH212	B	\$1,364	O	\$6,673	\$5,309	05/01/15	05/01/15	04/30/18	OUTCOME SCIENCES, INC.	G/S	On Line Membership	Technical Rep Approves Performance and invoices	0
HTH210	B	\$41,858	O	\$20,056	-\$21,803	05/17/16	05/17/16	05/16/17	PASCUA ACCOUNTING SERVICES LLC	G/S	Accounting services for Maui Region facilities.	Technical Rep Approves Performance and invoices	0
HTH212	B	\$600	O	\$20,056	\$19,456	12/02/15	12/02/15	12/01/16	RANDALL HIRATA M.D., INC.	S	Primary Back up for Family Med Physician w/OB	Technical Rep Approves Performance and invoices	0
HTH210	B	\$23,100	O	\$4,993	-\$18,107	10/01/13	10/01/13	09/30/17	KPMG LLP	G/S	CMS Cost Reports-Software	Technical Rep Approves Performance and invoices	0
HTH212	B	\$6,061	O	\$3,750	-\$2,311	08/09/12	08/09/12	08/06/17	KONE INC	G/S	No Available	Technical Rep Approves Performance and invoices	0
HTH210	B	\$7,228	O	\$9,013	\$1,785	06/07/15	06/07/15	06/06/17	BOTTOMLINE TECHNOLOGIES	G/S	Bottomline Technologies: SA02 adds renews licenses (ft	Technical Rep Approves Performance and invoices	0
HTH212	B	\$13,791	O	\$16,000	\$2,209	04/01/16	04/01/16	03/31/17	Oahu Plumbing and Sheet Metal, Inc.	G/S	Leahi Hospital Replace Sewer Lines	Technical Rep Approves Performance and invoices	0
HTH212	B	\$15,000	M	\$16,045	\$1,045	01/19/17	01/19/17	01/18/18	YOSHIMURA, DEAN	S	Lab Consultant Services for West Kauai Clinics.	Technical Rep Approves Performance and invoices	0
HTH212	B	\$15,667	O	\$15,710	\$44	07/15/16	07/15/16	07/14/17	HCI CONSULTING GROUP, LLC	G/S	Environmental Consulting Services	Technical Rep Approves Performance and invoices	0
HTH212	B	\$19,377	O	\$15,500	-\$3,877	02/01/17	02/01/17	01/31/18	CUMMINS PACIFIC, LLC	G/S	Emergency generator inspection; maintenance; and load	Technical Rep Approves Performance and invoices	0
HTH210	B	\$11,769	O	\$5,005	-\$6,764	07/28/15	07/28/15	07/27/18	PACIFIC ISLAND AIR TECH	G/S	Air conditioning maintenance and service for corporate	Technical Rep Approves Performance and invoices	0
HTH212	B	\$3,941	O	\$15,042	\$11,101	09/09/16	09/09/16	09/08/17	RADIATION DETECTION *	G/S	Radation Detection Badges	Technical Rep Approves Performance and invoices	0
HTH212	B	\$14,423	O	\$10,028	-\$4,395	01/22/16	01/22/16	01/21/17	MCRBERTS SECURITY	G/S	No Available	Technical Rep Approves Performance and invoices	0
HTH212	B	\$4,080	O	\$10,028	\$5,948	12/17/15	12/17/15	12/16/16	OSTERNECK, JANNETTE A.	G/S	No Available	Technical Rep Approves Performance and invoices	0
HTH212	B	\$7,500	O	\$18,411	\$10,911	10/01/16	10/01/16	02/28/17	FIRE DOOR SOLUTIONS	G/S	Life Safety Inspection - fire doors	Technical Rep Approves Performance and invoices	0
HTH212	B	\$1,042	M	\$7,000	\$5,958	08/01/16	08/01/16	07/31/17	PONO CHIROPRACTIC INSTITUTE	S	Lease agreement	Technical Rep Approves Performance and invoices	0
HTH210	B	\$3,923	O	\$1,313	-\$2,611	12/29/16	12/29/16	12/28/21	MAILFINANCE	G/S	Meter Reader - Integrated Business Solutions	Technical Rep Approves Performance and invoices	0
HTH210	B	\$3,016	O	\$3,145	\$129	03/01/15	03/01/15	02/28/17	MORPHOTRAK, INC.	G/S	LiveScan Station software and hardware support.	Technical Rep Approves Performance and invoices	0
HTH212	B	\$4,167	O	\$5,014	\$847	02/03/16	02/03/16	02/02/17	TAKEMOTO, CHRISTY A., M.D.	S	No Available	Technical Rep Approves Performance and invoices	0
HTH210	B	\$7,650	O	\$5,013	-\$2,637	01/25/16	01/25/16	01/24/17	FINANCIAL RISK ANALYSTS	G/S	Actuarial Services	Technical Rep Approves Performance and invoices	0
HTH212	B	\$9,883	O	\$3,008	-\$6,875	03/21/16	03/21/16	03/20/17	MAUI FIRE CONTROL INC.	G/S	Kula Fire Sprinkler System	Technical Rep Approves Performance and invoices	0

Department of Health - Hawaii Health Systems Corporation  
Capital Improvements Program (CIP) Requests

Table 17

Prog ID	Prog ID Priority	Dept- Wide Priority	Senate District	Rep. District	Project Title	MOF	FY18 \$\$\$	FY19 \$\$\$
HTH 214					Maui Health System, Facilities Repair, Renovations and Upgrades	C	\$ 6,000,000	\$ 6,000,000
HTH 212			8	14	SMMH, Repair Structural Deterioration	C	\$ 1,431,000	
HTH 212			8	16	KVMH, Resurface Emergency and Dietary Parking Lot	C	\$ 500,000	
HTH 212			8	16	KVMH, Repair 60 year-old Sewer Lines in LTC	C	\$ 136,000	
HTH 212			8	16	KVMH, Repair Failing Elevator in Medical Office Building	C	\$ 375,000	
HTH 212			8	14	SMMH, Replace Dangerous Power Electrical Conduits	C	\$ 290,000	
HTH 212			8	16	KVMH, OB Fetal Monitoring Sytem	C	\$ 175,000	
HTH 212			8	16	KVMH, Cardiac Monitoring in ER, ICU and Med-Surge	C	\$ 545,000	
HTH 212			14	27	Maluhia, Upgrade 2nd and 3rd Floors Air Conditioning System	C	\$ 1,000,000	\$ 1,000,000
HTH 212			10	19	Leahi Hospital, Patient Drop-Off and Trotter Parking Lot	C	\$ 600,000	
HTH 212			14	27	Maluhia, Retaining Wall in Parking Lot	C	\$ 100,000	
HTH 212			14	27	Maluhia, Replace Tile and Waterproof Sundeck	C	\$ 100,000	
HTH 212			10	19	Leahi Hospital, Upgrade Patient Rooms	C	\$ 1,000,000	
HTH 212			14	27	Maluhia, Upgrade Patient Wandering System	C	\$ 250,000	
HTH 212			14	27	Maluhia, Upgrade Basement and 1st Floor Air Conditioning	C	\$ 250,000	
HTH 212			10	19	Leahi Hosptial, Refloor North Trotter and Young Buildings	C	\$ 150,000	
HTH 212			10	19	Leahi Hosptial, Repair Walkway Structural at Young Building	C	\$ 200,000	
HTH 212			3	5	Kona Community Hospital, Remodel Maintenance and Lab Areas	C	\$ 1,500,000	
HTH 212			3	5	Kona Community Hospital, Ceiling Mitigation, Phase III and HVAC	C	\$ 2,000,000	
HTH 212			3	7	Kohala Hospital, Interior Renovations	C	\$ 1,000,000	
HTH 212			1	3	Hilo Medical Center, Acute Hospital Renovations	C	\$ 3,500,000	\$ 3,500,000
HTH 212			1	3	Hilo Medical Center, Ultrasound Renovation and Replacement	C	\$ 1,000,000	
HTH 212					East Hawaii Region, Radiology Renovation and Replacement	C	\$ 3,000,000	
HTH 212			1	3	Hilo Medical Center, Upgrade/Replacement of Fire Alarms & Suppression	C	\$ 850,000	
HTH 212			23	47	Kahuku Medical Center, Air Conditioning Phase III, ER Department	C	\$ 450,000	
HTH 212			23	47	Kahuku Medical Center, Air Conditioning Phase IV.A ,Rothwell Wing / Rehab	C	\$ 450,000	
HTH 212			23	47	Kahuku Medical Center, Air Conditioning Phase IV.B ,Plantation Wing	C	\$ 400,000	
HTH 212			23	47	Kahuku Medical Center, Clinic Expansion, Phase 1 and II	C	\$ 350,000	

Department of Health - Hawaii Health Systems Corporation  
CIP Lapses

Table 18

<u>Prog ID</u>	<u>Act/Year of Appropriation</u>	<u>Project Title</u>	<u>MOF</u>	<u>Lapse Amount</u> \$\$\$\$	<u>Reason</u>
HTH 214	Act 124, SLH 20	Maui Health Systems, Kaiser Foundation Hospital	C	\$ 6,000,000.00	The transition to Maui Health Systems has not occurred, funds are being re-appropriated in FY 18 and FY 19

Department of Health - Hawaii Health Systems Corporation  
Program ID Sub-Organizations

Table 19

<u>Program ID</u>	<u>Sub-Org Code</u>	<u>Name</u>	<u>Objective</u>
-------------------	-------------------------	-------------	------------------

N/A

Department of Health - Hawaii Health Systems Corporation  
Organization Changes

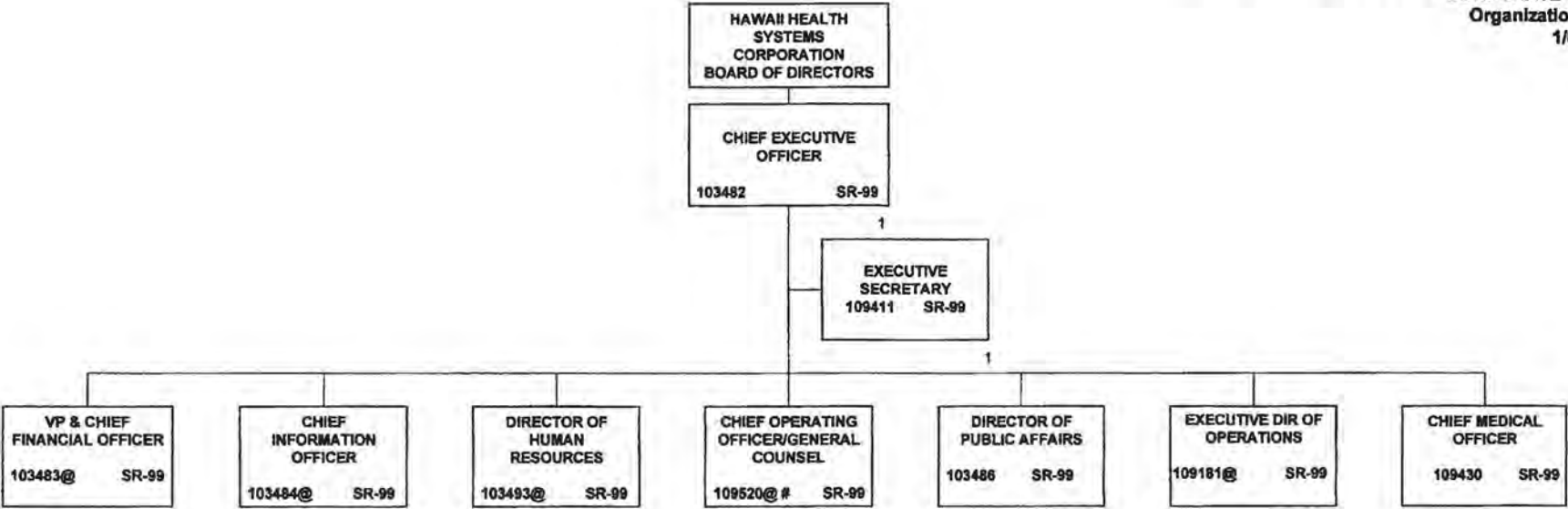
Table 20

<u>Year of Change</u> FY18/FY19	<u>Description of Change</u>
------------------------------------	------------------------------

none

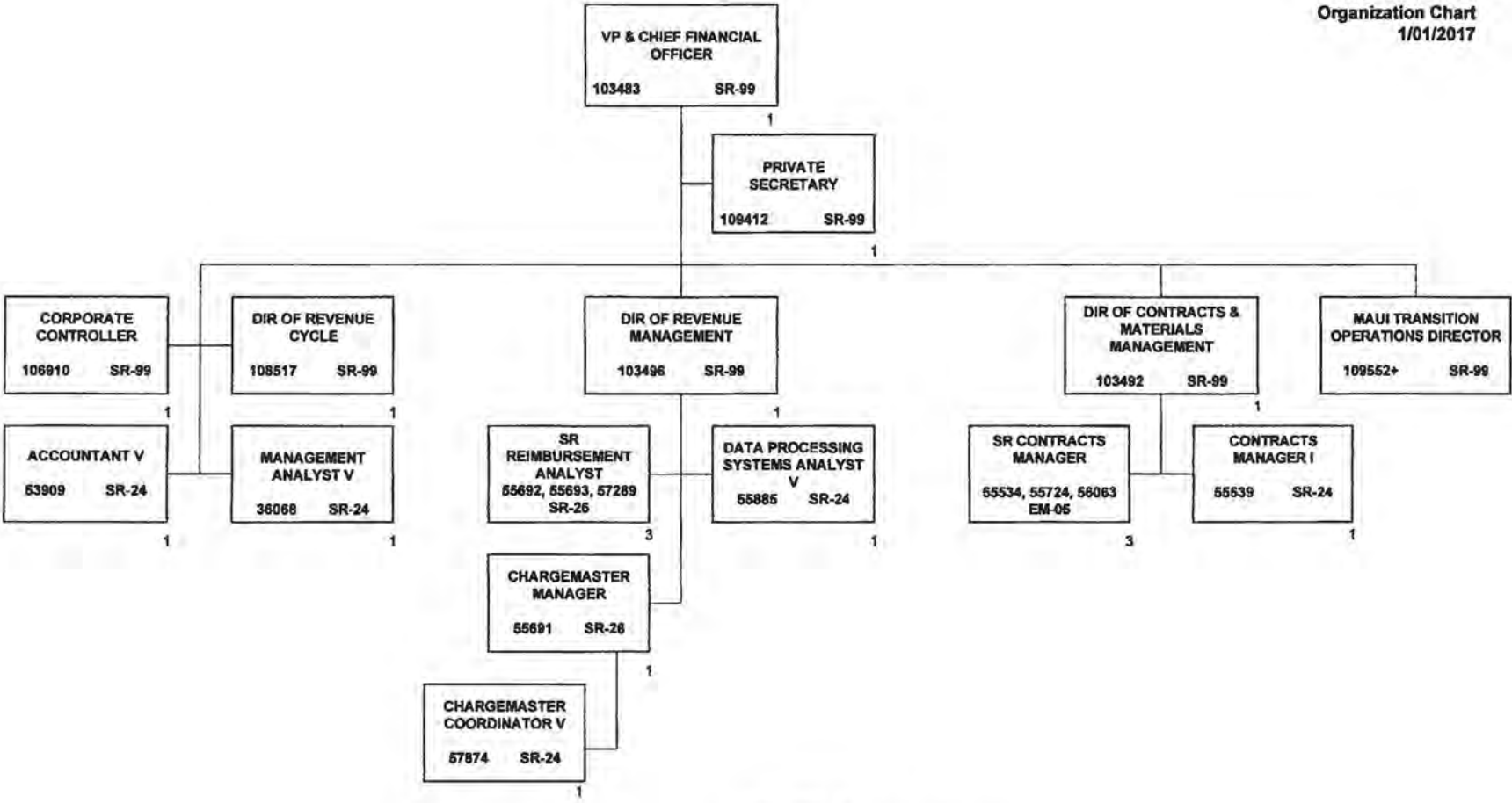


HAWAII HEALTH SYSTEMS CORPORATION  
 CORPORATE OFFICE  
 Organization Chart  
 1/01/2017

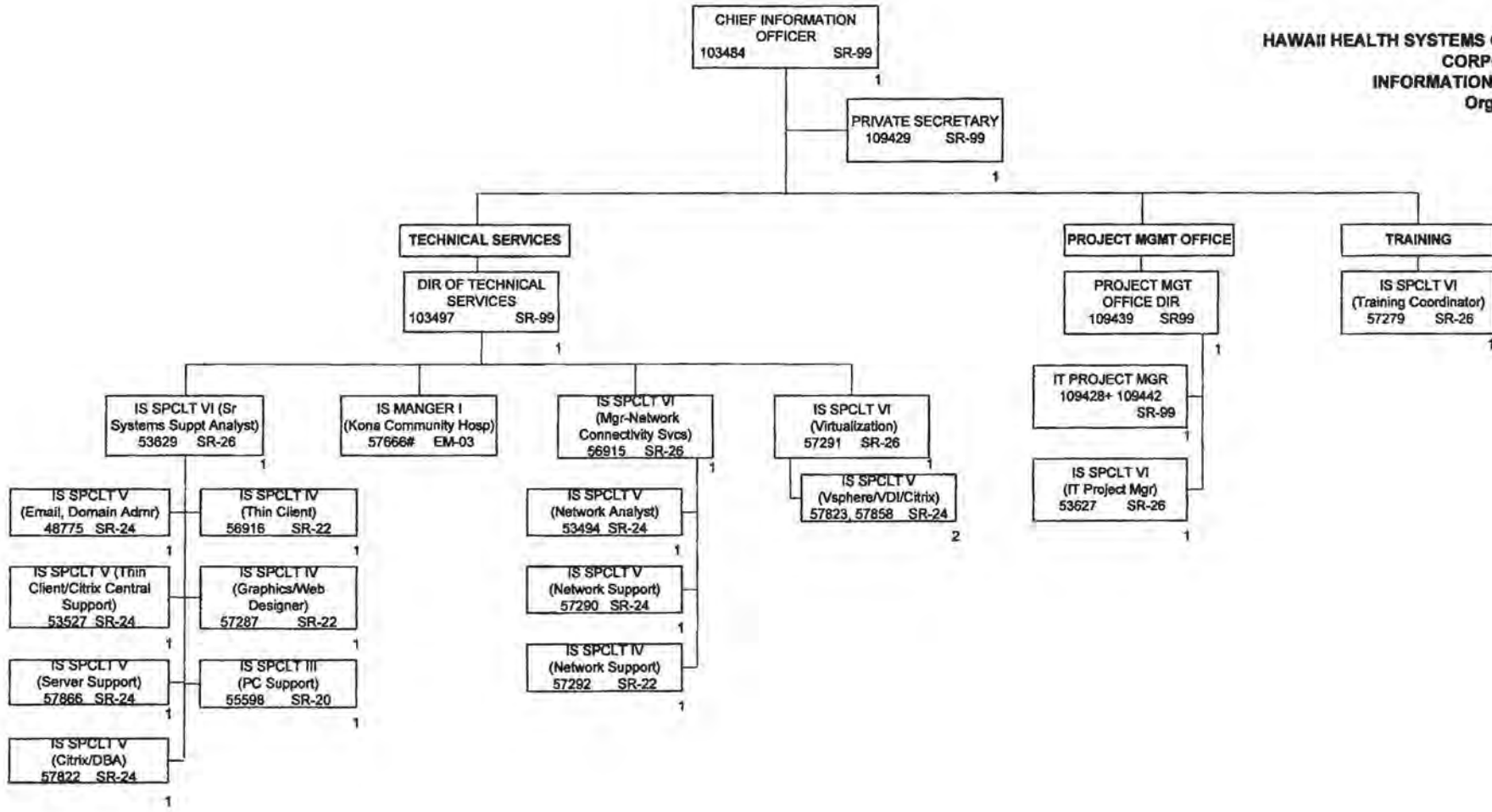


TOTAL FTE: 3.67  
 @NOT INCLUDED ON THIS ORG CHART  
 #COO ALSO SERVES AS GENERAL COUNSEL

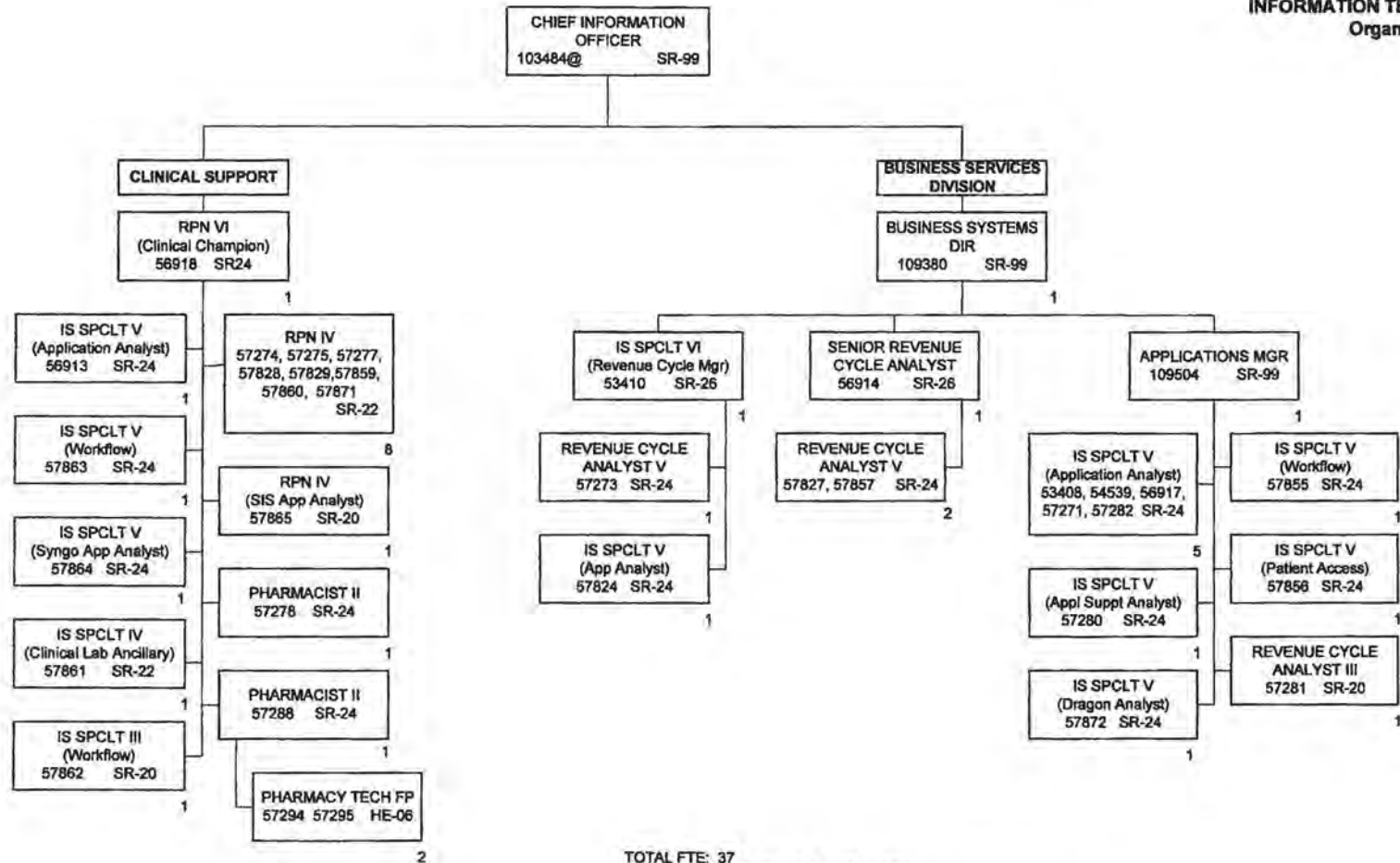
HAWAII HEALTH SYSTEMS CORPORATION  
 CORPORATE OFFICE  
 FISCAL SERVICES  
 Organization Chart  
 1/01/2017



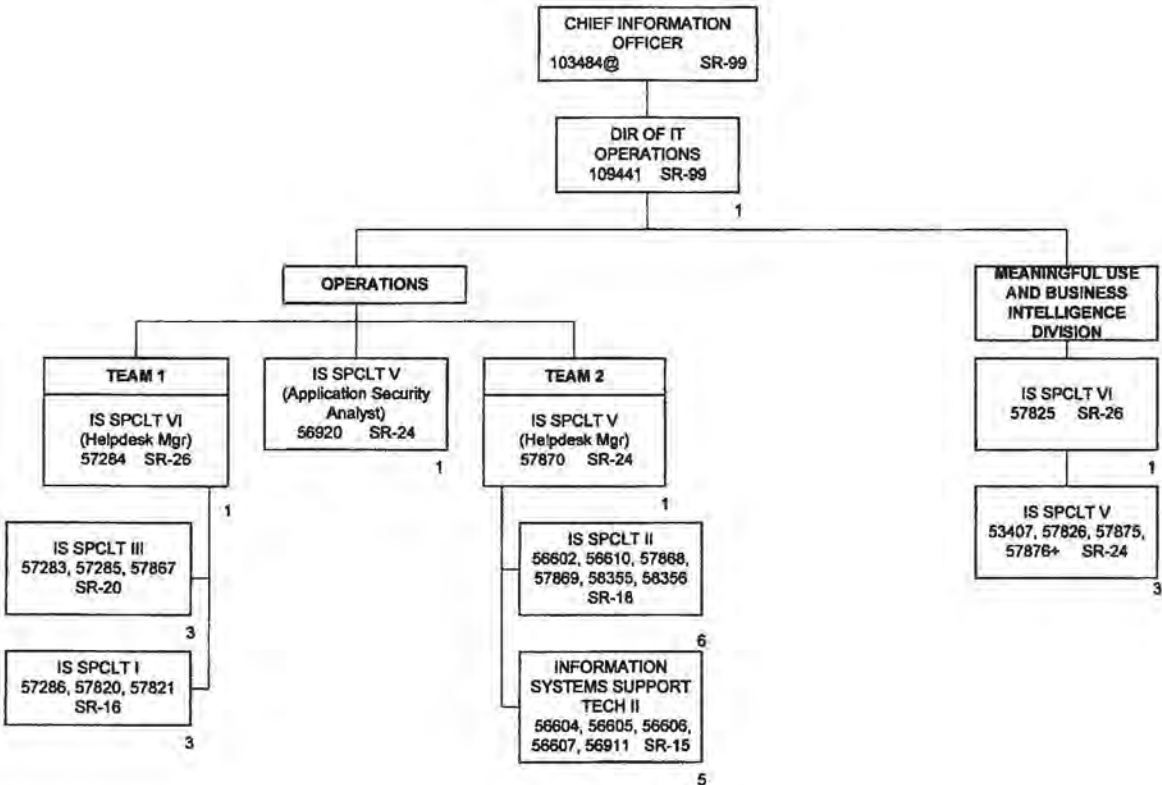
TOTAL FTE: 18  
 @NOT INCLUDED ON THIS ORG CHART  
 + TEMPORARY POSITION, NOT INCLUDED IN POSITION COUNT



TOTAL FTE: 23 (22 PERMANENT, 1 TEMPORARY)  
 @NOT INCLUDED ON THIS ORG CHART  
 +TEMPORARY POSITION, NOT INCLUDED IN POSITION COUNT  
 # KONA COMMUNITY HOSPITAL POSITION



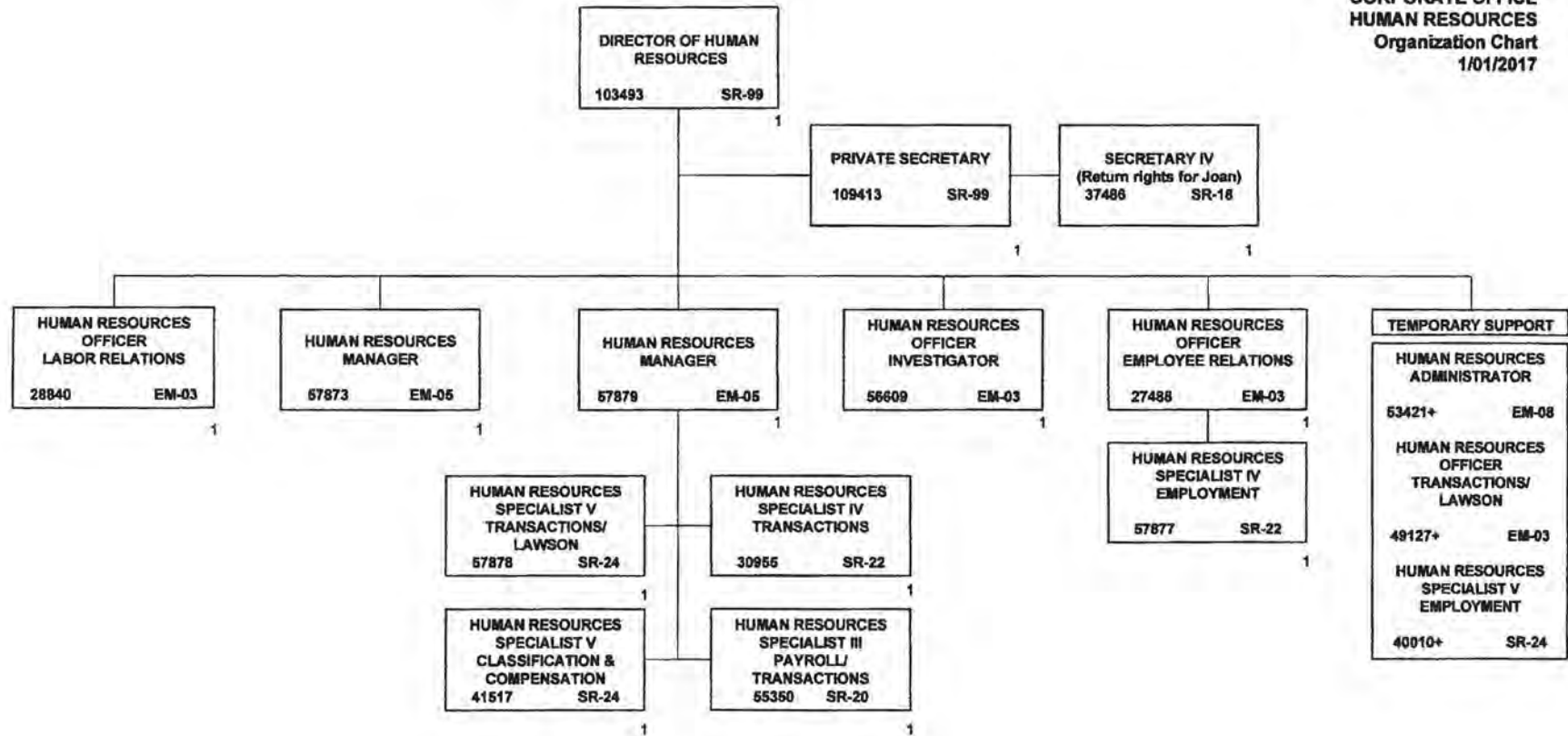
TOTAL FTE: 37  
 @NOT INCLUDED ON THIS ORG CHART  
 +TEMPORARY POSITION, NOT INCLUDED IN POSITION COUNT



TOTAL FTE: 26 (25 PERMANENT, 1 TEMPORARY)  
 @NOT INCLUDED ON THIS ORG CHART  
 +TEMPORARY POSITION, NOT INCLUDED IN POSITION COUNT

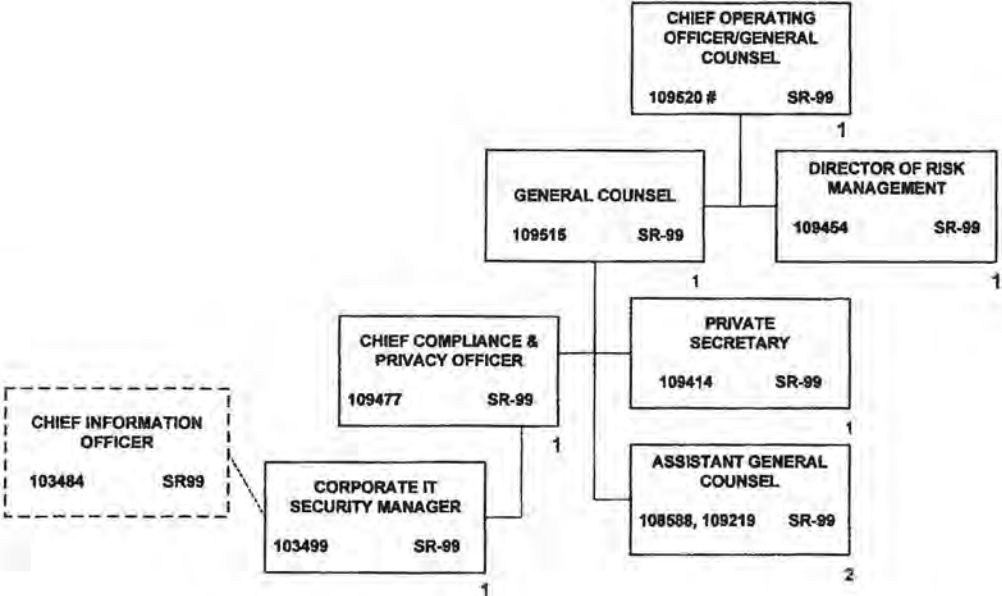


HAWAII HEALTH SYSTEMS CORPORATION  
 CORPORATE OFFICE  
 HUMAN RESOURCES  
 Organization Chart  
 1/01/2017



TOTAL FTE: 13  
 +TEMPORARY SUPPORT

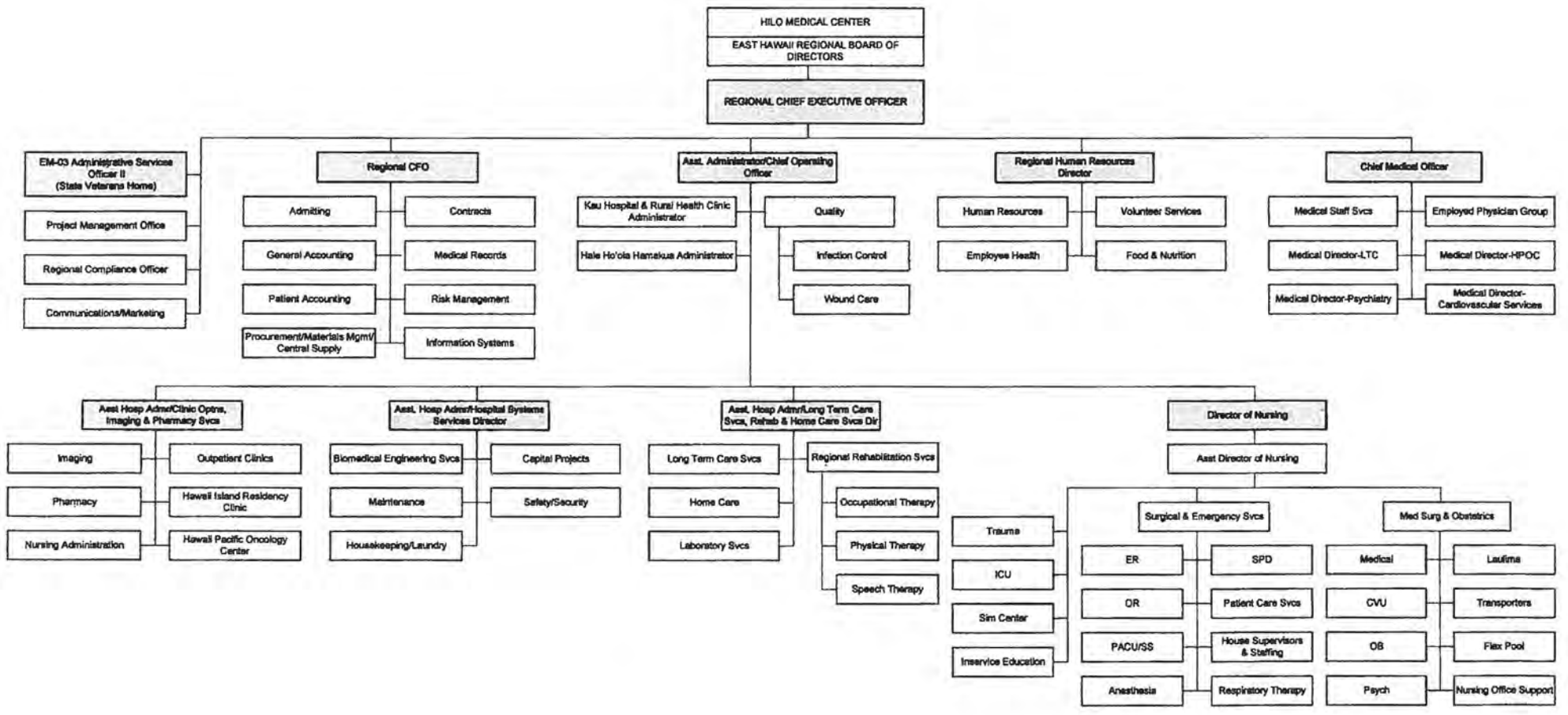
**HAWAII HEALTH SYSTEMS CORPORATION  
 CORPORATE OFFICE  
 LEGAL/RISK MANAGEMENT  
 Organization Chart  
 1/01/2017**



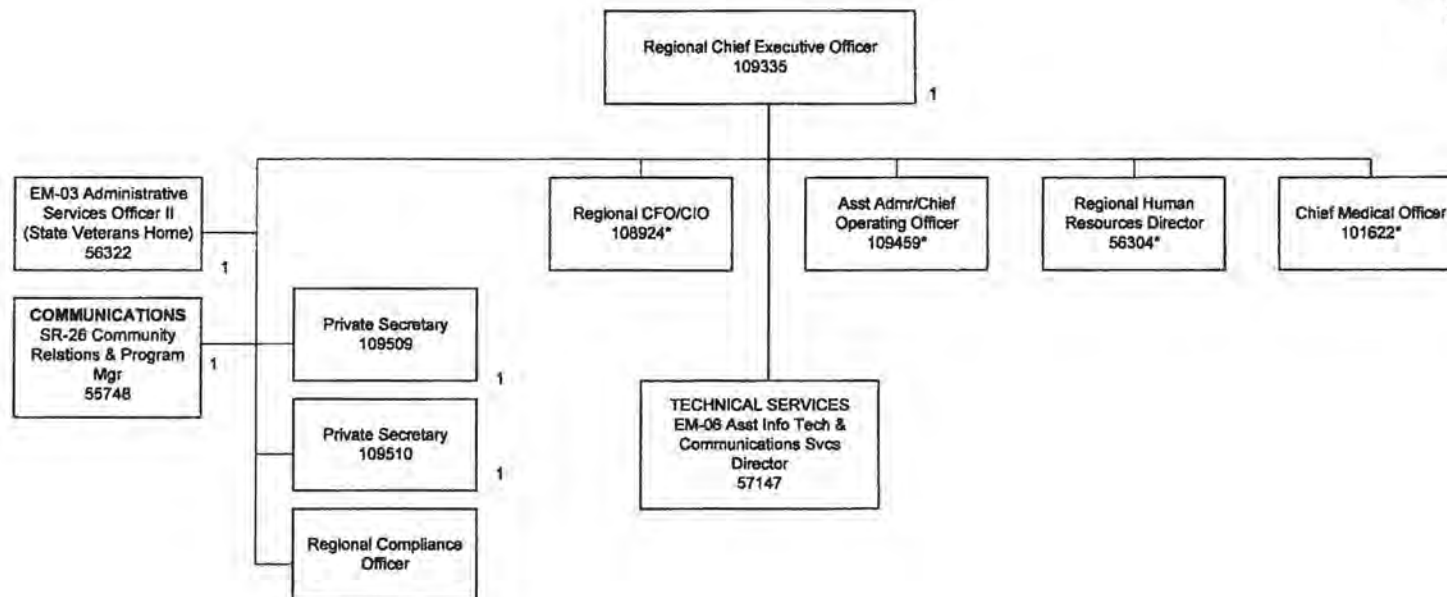
TOTAL FTE: 8  
 @NOT INCLUDED ON THIS ORG CHART  
 #COO ALSO SERVES AS GENERAL COUNSEL



TOTAL FTE: 2  
@NOT INCLUDED ON THIS ORG CHART



STATE OF HAWAII  
HAWAII HEALTH SYSTEMS  
CORPORATION  
HILO MEDICAL CENTER  
MED STAFF SERVICES/MEDICAL  
DIRECTORS/PHYSICIANS  
Position Organization Chart



Updated: 10/07; 2/08; 12/08; 10/09; 3/10; 5/10; 2/11; 8/11; 7/12; 11/12, 3/14  
2/15, 7/15

\*Not Included in Position Count on This Chart

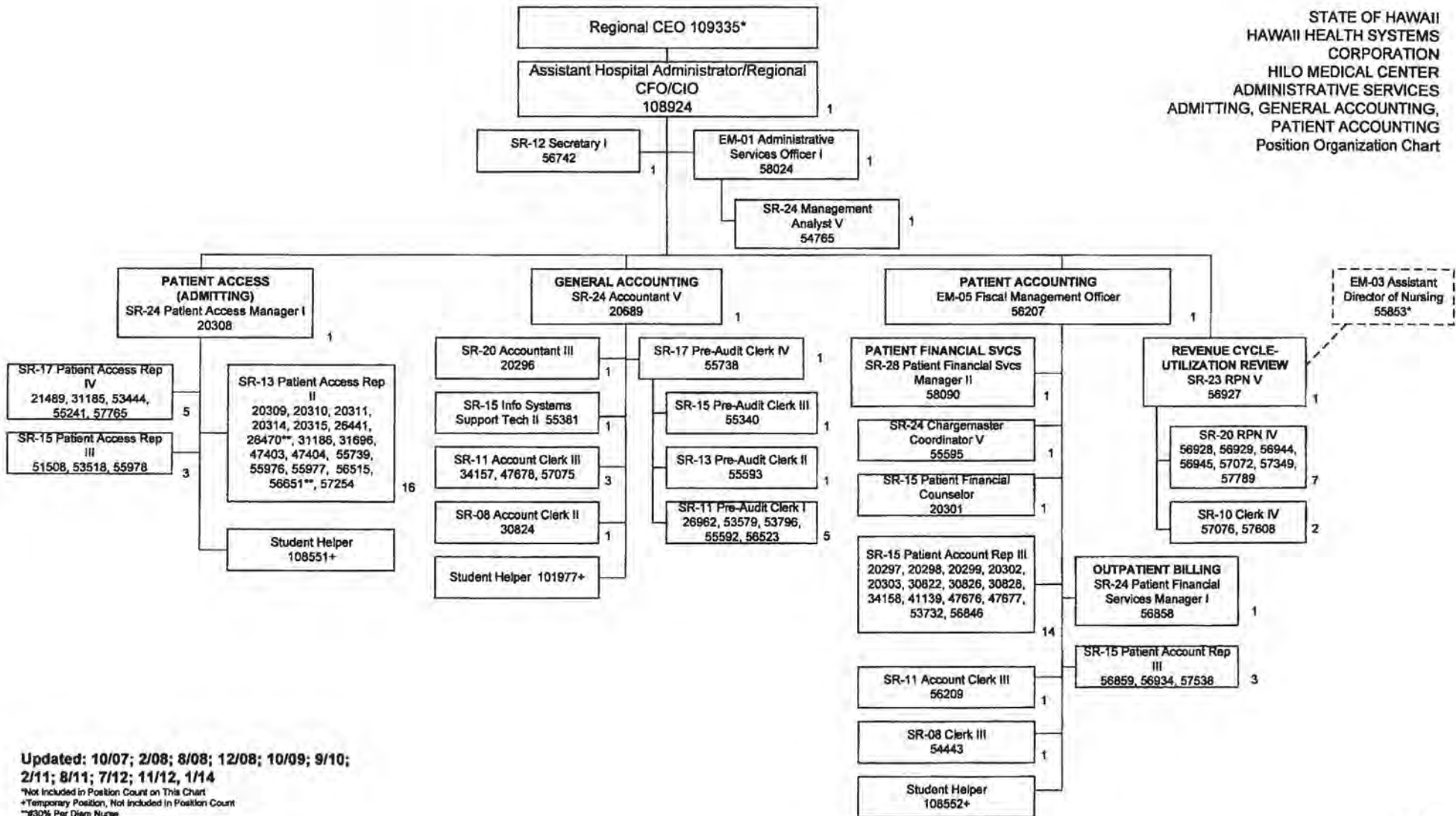
+Temporary Position, Not Included in Position Count

\*\*50%

Total Position FTE Count on This Chart: 6



STATE OF HAWAII  
HAWAII HEALTH SYSTEMS  
CORPORATION  
HILO MEDICAL CENTER  
ADMINISTRATIVE SERVICES  
ADMITTING, GENERAL ACCOUNTING,  
PATIENT ACCOUNTING  
Position Organization Chart

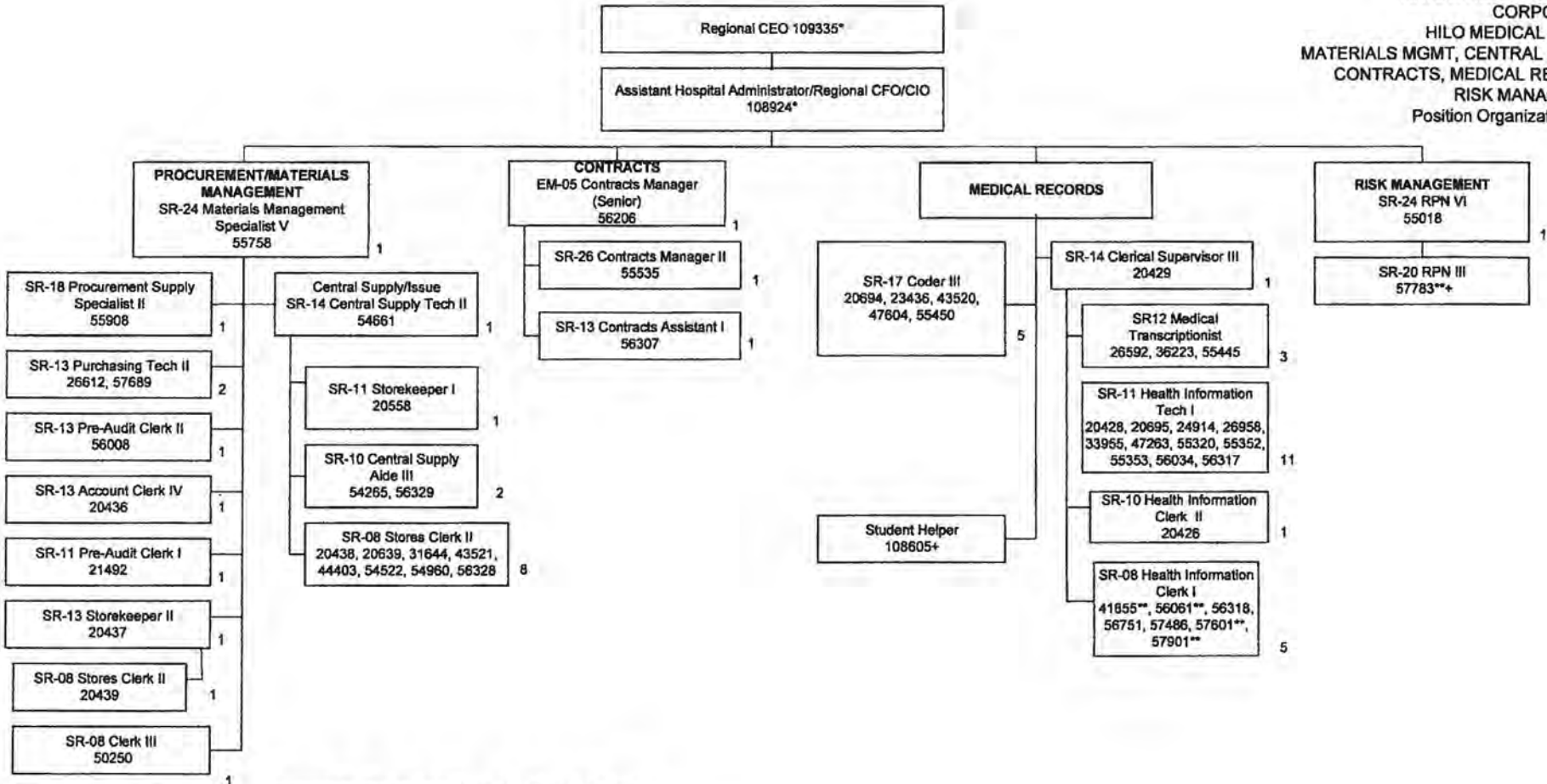


Updated: 10/07; 2/08; 8/08; 12/08; 10/09; 9/10; 2/11; 8/11; 7/12; 11/12, 1/14

\*Not Included in Position Count on This Chart  
+Temporary Position, Not Included in Position Count  
\*\*60% Per Diem Nurse  
\*\*\*50%  
#60%  
\*\*\*80%  
++90%

Total Position FTE Count on This Chart: 77

STATE OF HAWAII  
HAWAII HEALTH SYSTEMS  
CORPORATION  
HILO MEDICAL CENTER  
MATERIALS MGMT, CENTRAL SUPPLY,  
CONTRACTS, MEDICAL RECORDS,  
RISK MANAGEMENT  
Position Organization Chart



Updated: 10/07; 2/08; 8/08; 12/08; 10/09; 9/10; 2/11; 8/11; 7/12; 11/12, 1/14, 11/14, 1/15, 7/16

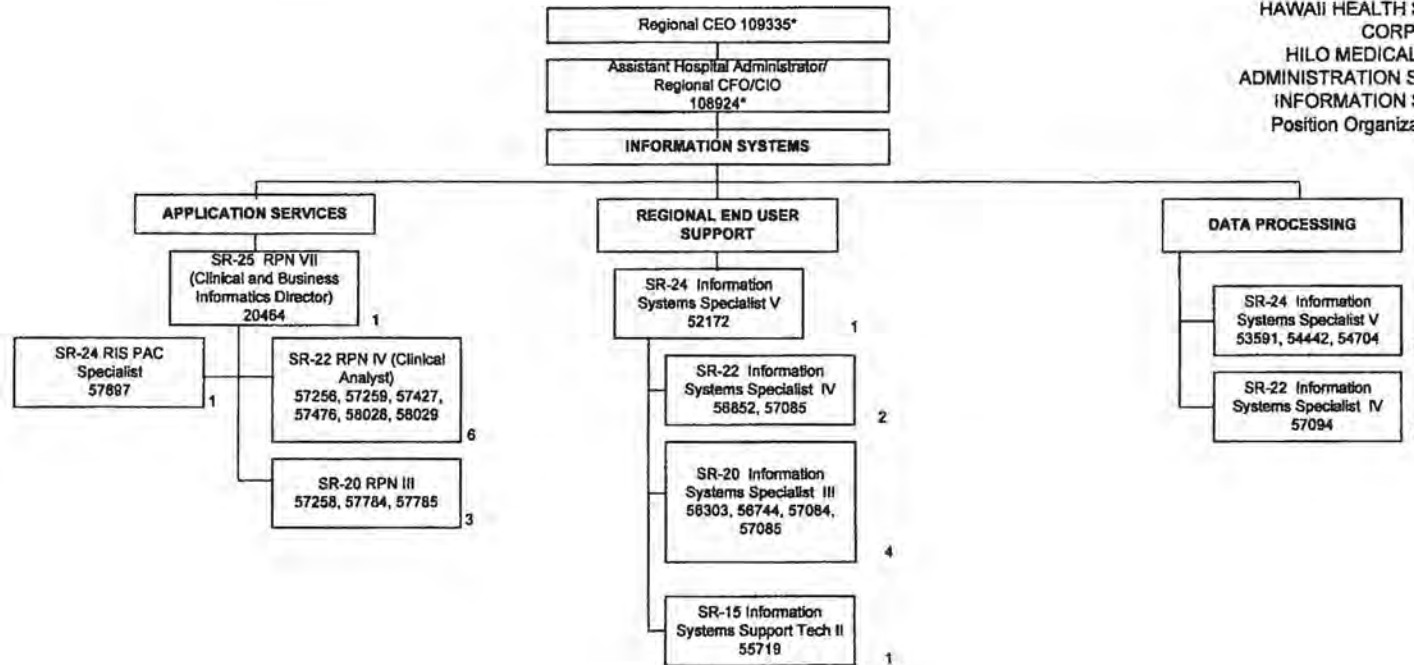
\*Not Included in Position Count on This Chart

+Temporary Position, Not Included in Position Count

\*\*50%

Total Position FTE Count on This Chart: 52

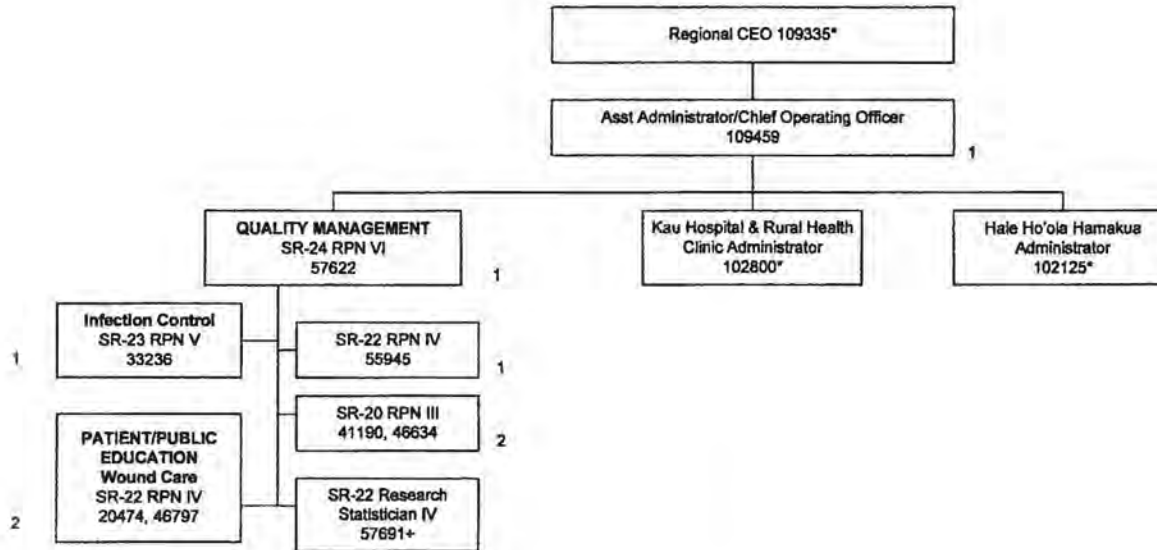
STATE OF HAWAII  
HAWAII HEALTH SYSTEMS  
CORPORATION  
HILO MEDICAL CENTER  
ADMINISTRATION SERVICES  
INFORMATION SYSTEMS  
Position Organization Chart



Updated 3/16/12, 4/12; 7/12; 11/12; 7/13, 7/14  
\*Not Included in Position Count on This Chart  
+Temporary Position, Not Included in Position Count

Total Position FTE Count on This Chart: 20

STATE OF HAWAII  
HAWAII HEALTH SYSTEMS  
CORPORATION  
HILO MEDICAL CENTER  
QUALITY/INFECTION CONTROL/  
WOUND CARE  
Position Organization Chart



Updated: 10/07; 2/08; 12/08; 10/09; 3/10; 5/10; 2/11; 8/11; 7/12; 11/12, 3/14  
2/15, 7/15

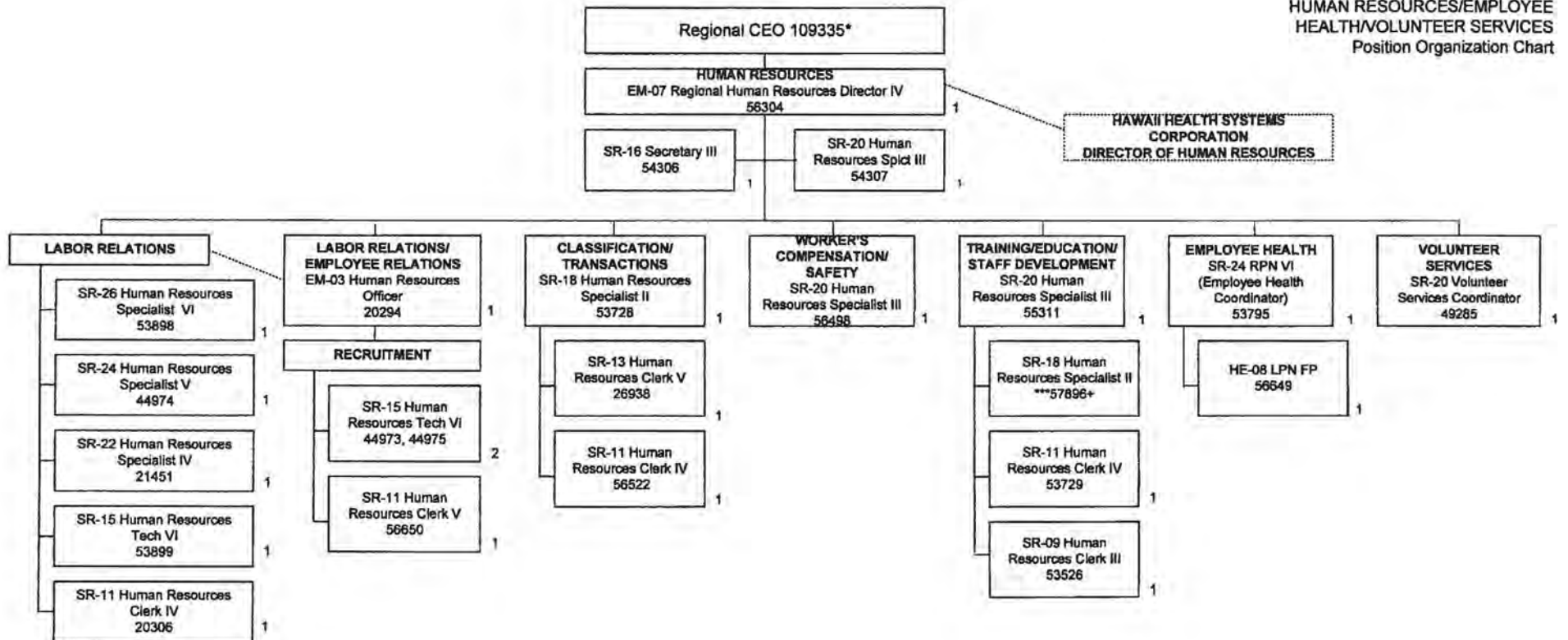
\*Not Included in Position Count on This Chart  
+Temporary Position, Not Included in Position Count

\*\*50%

++90%

Total Position FTE Count on This Chart: 8

STATE OF HAWAII  
HAWAII HEALTH SYSTEMS  
CORPORATION  
HILO MEDICAL CENTER  
ADMINISTRATIVE SERVICES  
HUMAN RESOURCES/EMPLOYEE  
HEALTH/VOLUNTEER SERVICES  
Position Organization Chart

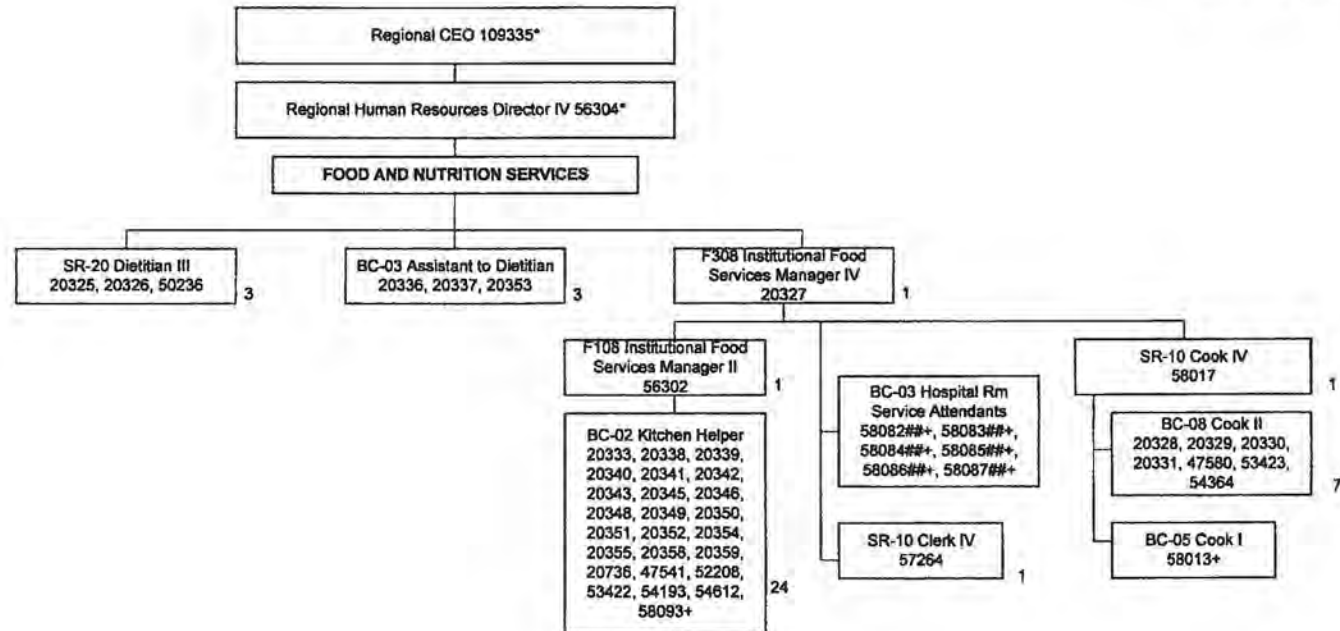


Update: 8/07; 1/16/08; 2/08; 8/08; 12/08; 1/30/09;  
7/09; 8/09; 10/09; 12/09; 6/10; 2/11; 4/11; 8/11; 1/12; 7/12; 11/12,  
11/14, 2/15, 7/15  
\*Not included in Position Count on This Chart  
+Temporary Position, Not Included in Position Count  
\*\*\*1%

Total Position FTE Count on This Chart: 22



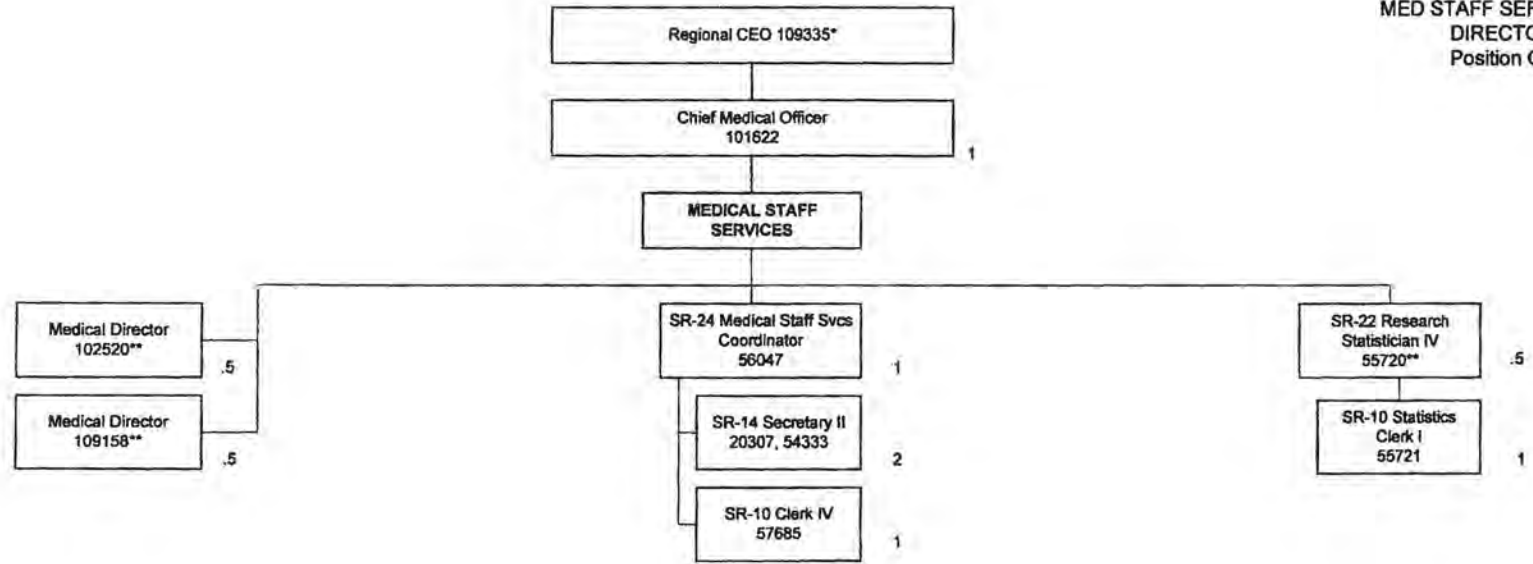
STATE OF HAWAII  
HAWAII HEALTH SYSTEMS  
CORPORATION  
HILO MEDICAL CENTER  
FOOD AND NUTRITION  
Position Organization Chart



Updated 5/13; 2/14, 2/16, 7/16  
Not Included in Position Count on This Chart  
+Temporary Position, Not Included in Position Count  
##40%  
\*\*50%  
#\*60%

Total Position FTE Count on This Chart: 41

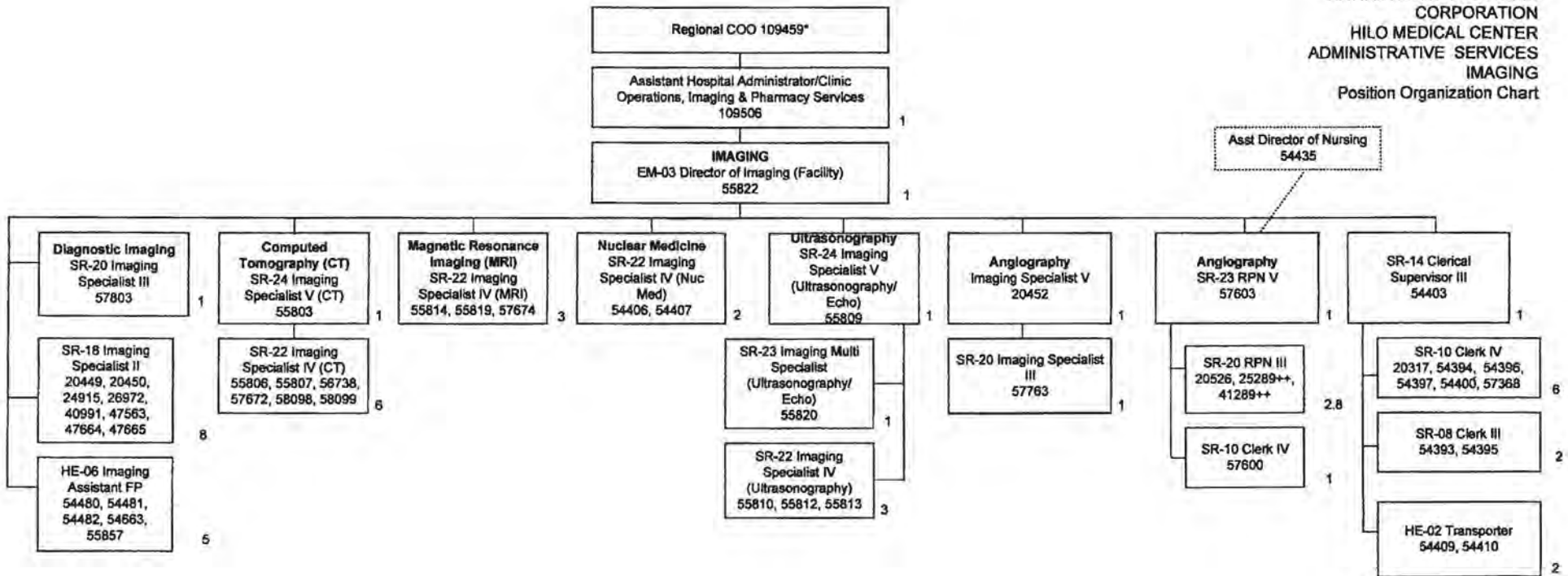
STATE OF HAWAII  
HAWAII HEALTH SYSTEMS  
CORPORATION  
HILO MEDICAL CENTER  
MED STAFF SERVICES/MEDICAL  
DIRECTORS/PHYSICIANS  
Position Organization Chart



Updated: 10/07; 2/08; 12/08; 10/09; 3/10; 5/10; 2/11; 8/11; 7/12; 11/12, 3/14  
2/15, 7/15  
\*Not Included in Position Count on This Chart  
+Temporary Position, Not Included in Position Count  
\*\*50%

Total Position FTE Count on This Chart: 7.5

STATE OF HAWAII  
HAWAII HEALTH SYSTEMS  
CORPORATION  
HILO MEDICAL CENTER  
ADMINISTRATIVE SERVICES  
IMAGING  
Position Organization Chart

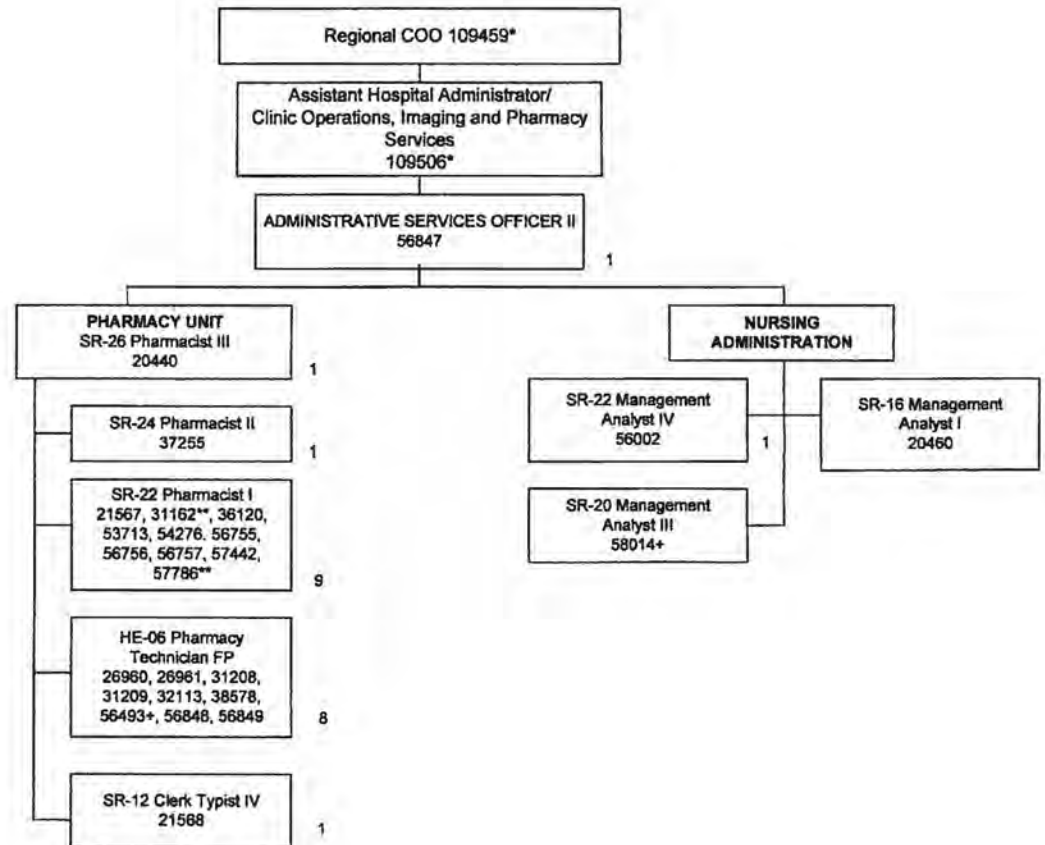


Updated 10/07; 2/08; 8/08; 12/08; 10/09; 2/11; 8/11; 1/12;  
7/12; 11/12, 5/14, 2/15

\*Not Included in Position Count on This Chart  
+Temporary Position, Not Included in Position Count  
++90%  
--50%

Total Position FTE Count on This Chart: 50.8

STATE OF HAWAII  
HAWAII HEALTH SYSTEMS  
CORPORATION  
HILO MEDICAL CENTER  
PHARMACY/CLINIC OPERATIONS  
Position Organization Chart

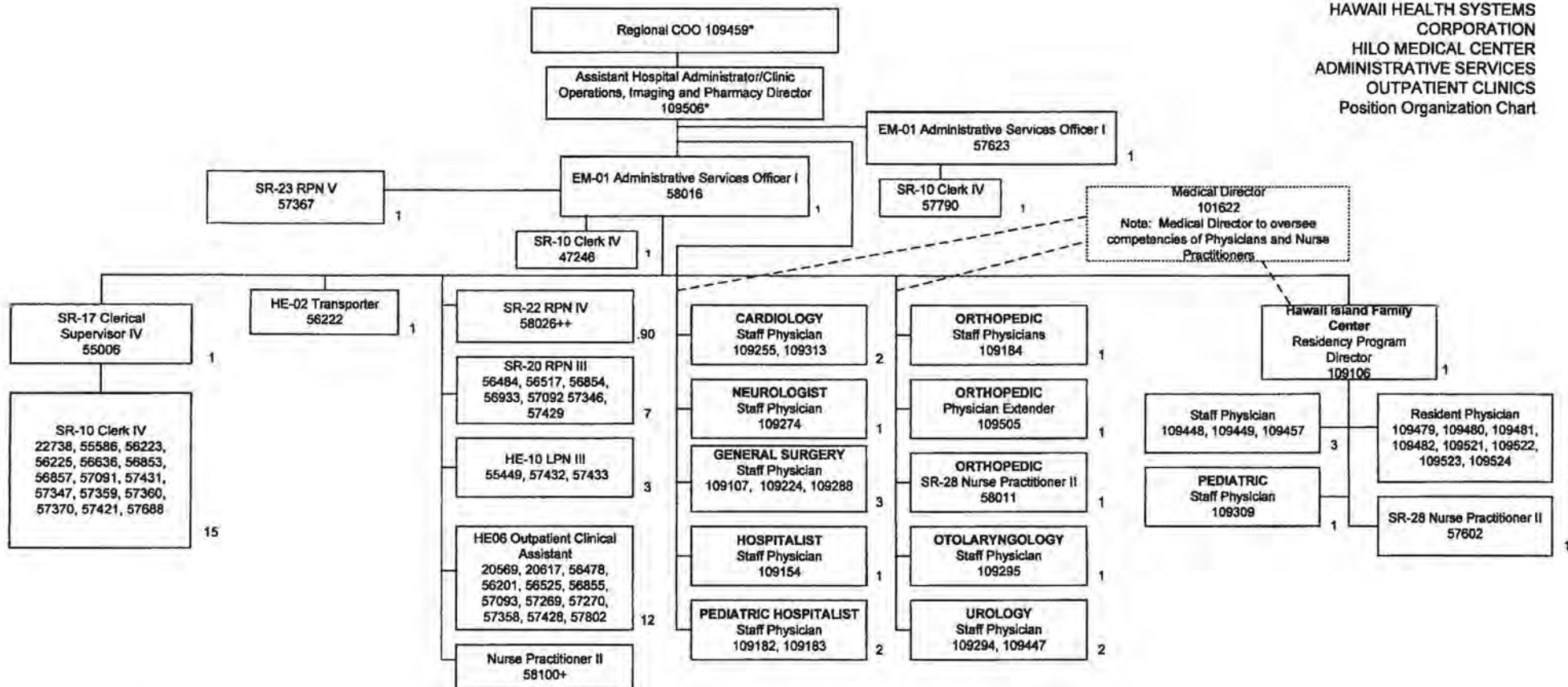


Updated: 10/07; 2/08; 12/08; 10/09; 3/10;  
5/10; 2/11; 8/11; 7/12; 11/12, 3/14, 2/15,  
7/15

\*Not Included in Position Count on This Chart  
+Temporary Position, Not Included in Position Count  
\*\*50%

Total Position FTE Count on This Chart: 23

STATE OF HAWAII  
HAWAII HEALTH SYSTEMS  
CORPORATION  
HILO MEDICAL CENTER  
ADMINISTRATIVE SERVICES  
OUTPATIENT CLINICS  
Position Organization Chart



Updated 11/12, 9/14, 7/15

\*Not Included in Position Count on This Chart

+Temporary Position, Not Included in Position Count

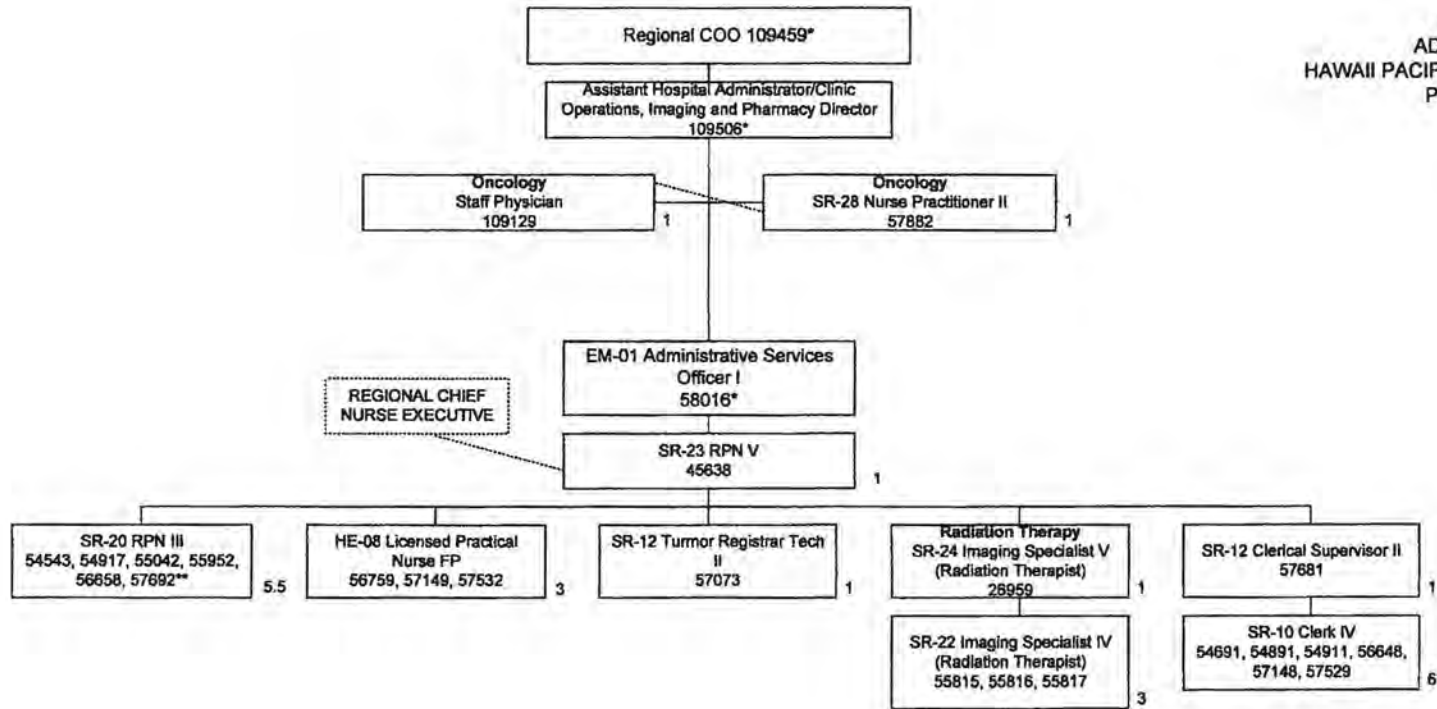
\*\*50%

++90%

Total Position FTE Count on This Chart: 74.90



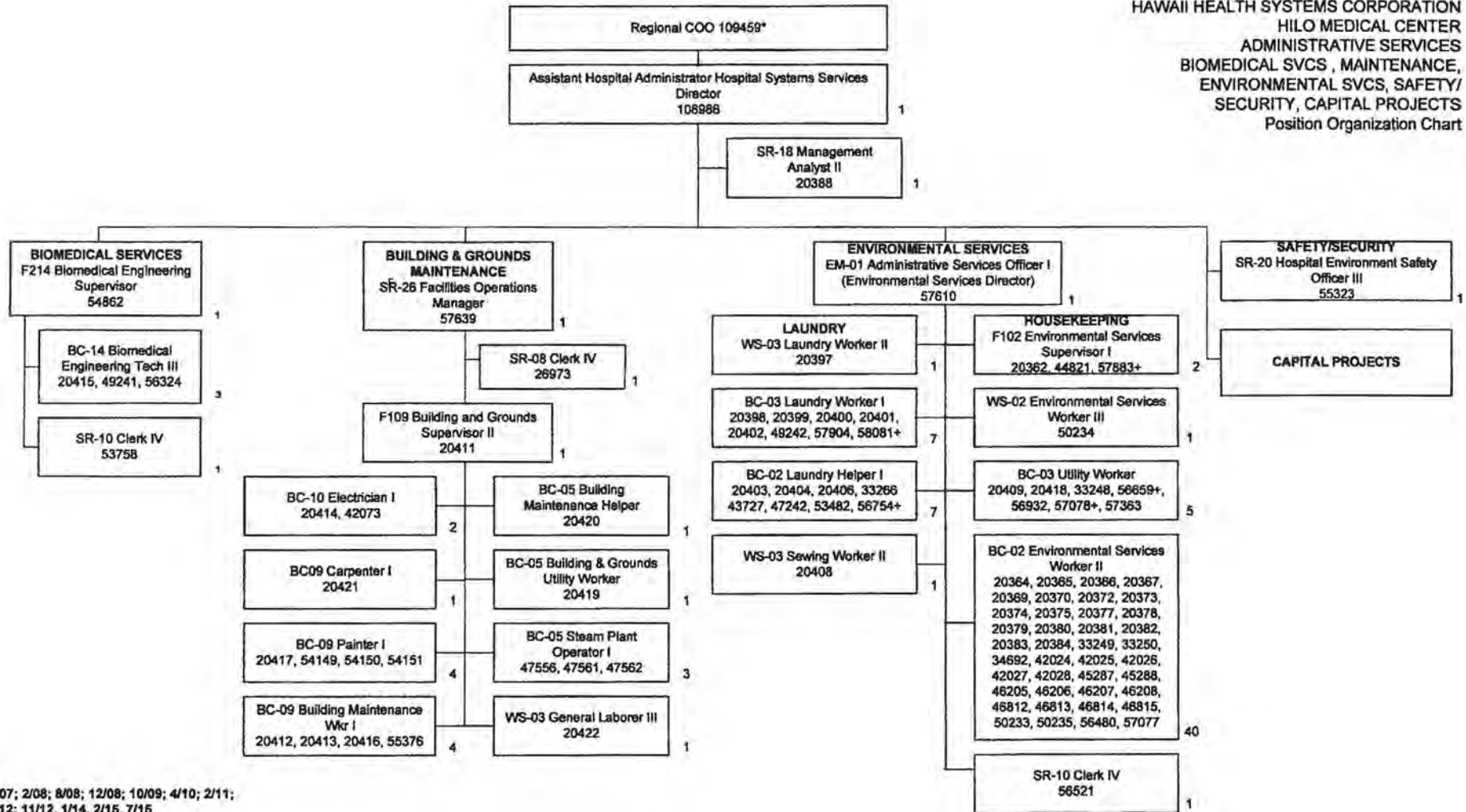
STATE OF HAWAII  
HAWAII HEALTH SYSTEMS  
CORPORATION  
HILO MEDICAL CENTER  
ADMINISTRATION/CLINICS  
HAWAII PACIFIC ONCOLOGY CENTER  
Position Organization Chart



Update 7/12; 11/12; 1/13, 2/14, 5/14, 2/15, 7/15  
\*Not Included in Position Count on This Chart  
+Temporary Position, Not Included in Position Count  
\*\*50%

Total Position FTE Count on This Chart: 23.6

STATE OF HAWAII  
HAWAII HEALTH SYSTEMS CORPORATION  
HILO MEDICAL CENTER  
ADMINISTRATIVE SERVICES  
BIOMEDICAL SVCS, MAINTENANCE,  
ENVIRONMENTAL SVCS, SAFETY/  
SECURITY, CAPITAL PROJECTS  
Position Organization Chart

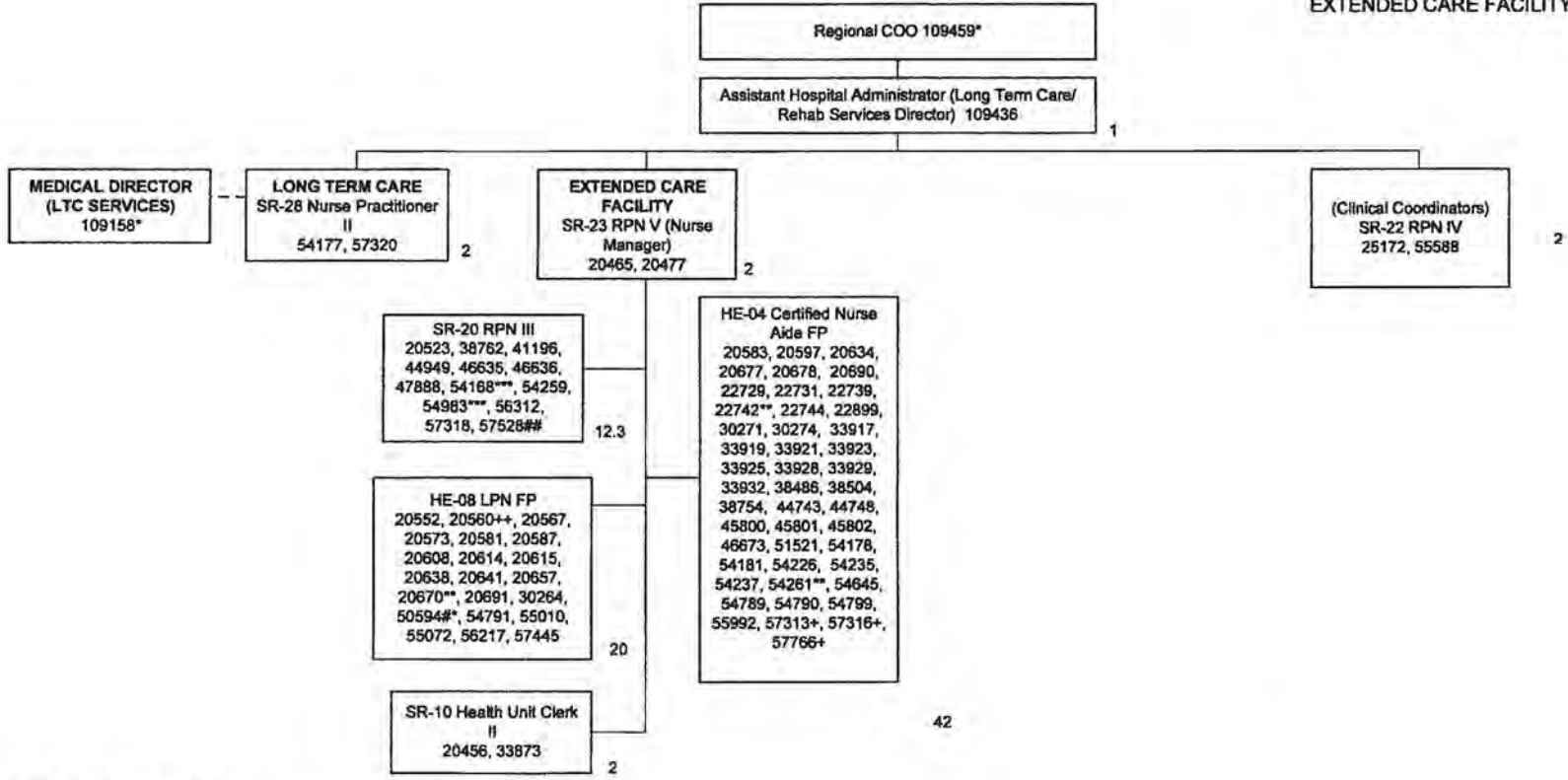


Updated: 10/07; 2/08; 8/08; 12/08; 10/09; 4/10; 2/11; 8/11; 1/12; 7/12; 11/12, 1/14, 2/15, 7/15

\*Not Included in Position Count on This Chart  
Temporary Positions, Not Included in Position Count  
\*\*50%  
#\*60%

Total Position FTE Count on This Chart: 94

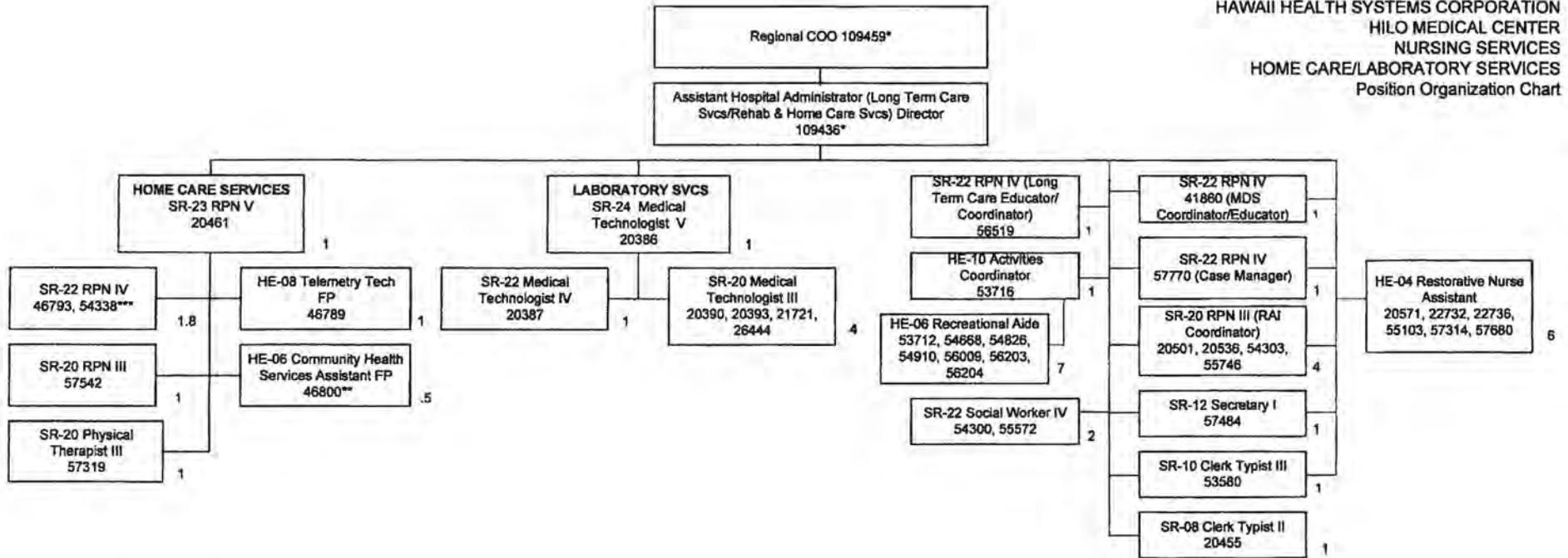
STATE OF HAWAII  
HAWAII HEALTH SYSTEMS CORPORATION  
HILO MEDICAL CENTER  
NURSING SERVICES  
EXTENDED CARE FACILITY AND MED SURG SNF UNIT  
Position Organization Chart



Update 12/12; 7/13, 10/14  
\*Not Included in Position Count on This Chart  
+Temporary Position, Not Included in Position Count  
\*\*50%  
#\*60%  
##\*70%  
\*\*\*80%  
++90%

Total Position FTE Count on This Chart: 83.30

STATE OF HAWAII  
HAWAII HEALTH SYSTEMS CORPORATION  
HILO MEDICAL CENTER  
NURSING SERVICES  
HOME CARE/LABORATORY SERVICES  
Position Organization Chart



Updated: 10/07; 2/08; 12/08; 10/09; 3/10; 5/10; 2/11; 8/11; 7/12; 11/12, 9/14, 2/15, 7/15

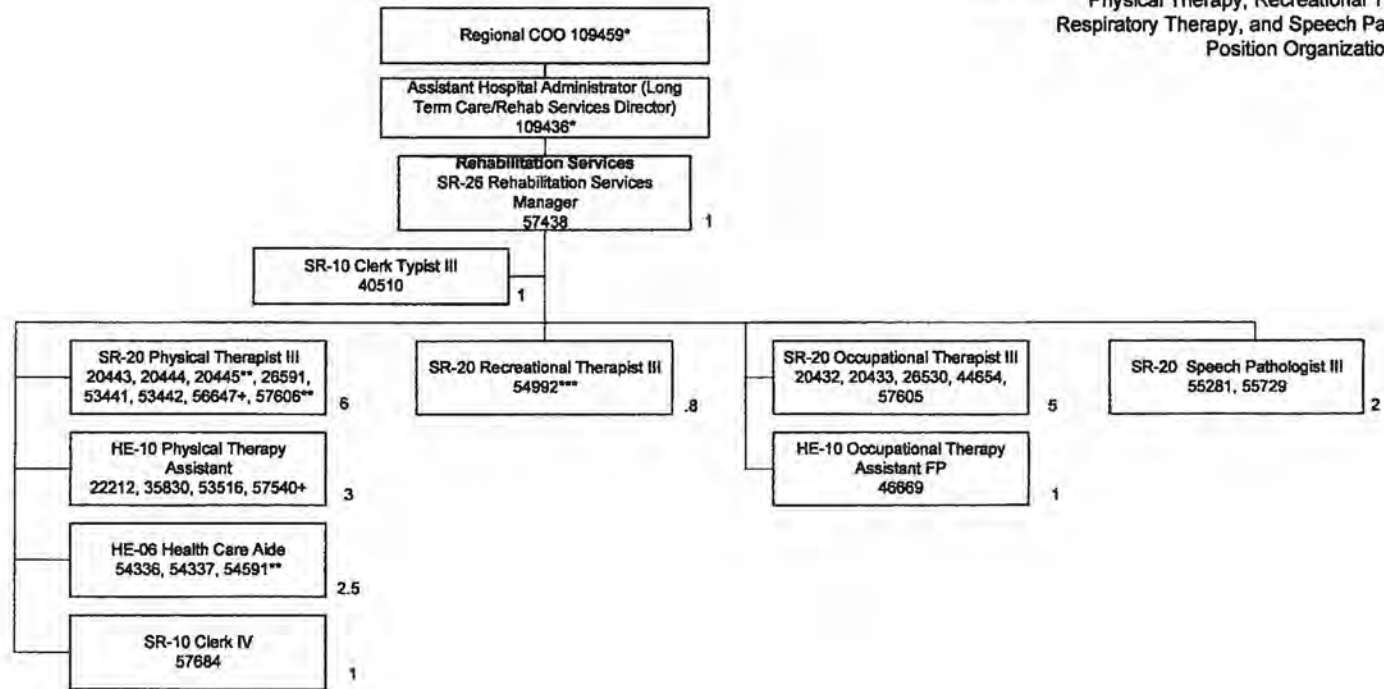
\*Not Included in Position Count on This Chart  
+Temporary Position, Not Included in Position Count

\*\*50%

\*\*\*80%

Total Position FTE Count on This Chart: 38.3

STATE OF HAWAII  
HAWAII HEALTH SYSTEMS CORPORATION  
HILO MEDICAL CENTER  
REHABILITATION SERVICES-Occupational Therapy,  
Physical Therapy, Recreational Therapy,  
Respiratory Therapy, and Speech Pathology  
Position Organization Chart

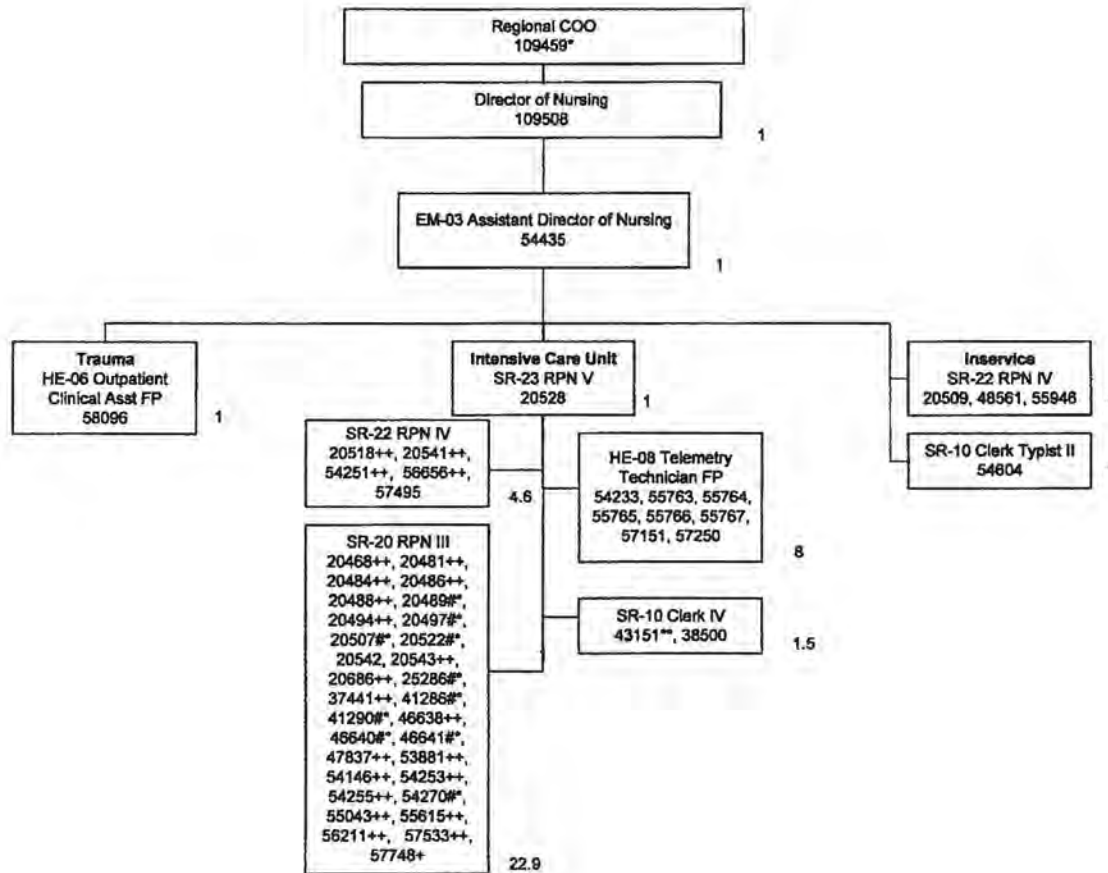


9/13, 2/14, 11/14, 1/15, 7/15

\*Not Included in Position Count on This Chart  
+Temporary Position, Not Included in Position Count  
\*\*50% Per Diem Nurse  
+50%  
#60%  
\*\*\*80%

Total Position FTE Count on This Chart: 23.3



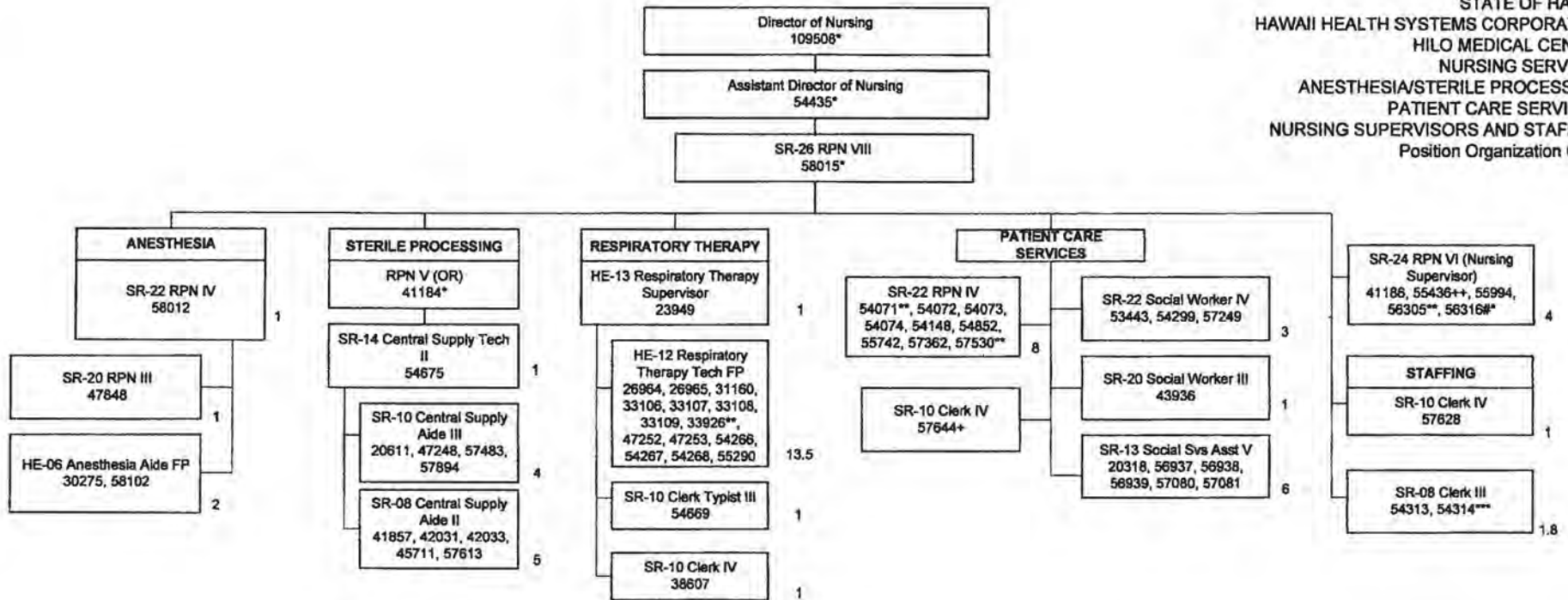


UPDATE: 7/11, 1/12; 7/12; 11/12, 5/14, 2/15, 7/15  
\*Not Included in Position Count on This Chart  
+Temporary Position, Not Included in Position Count  
\*\*50%  
#\*50%  
\*\*\*80%  
++90%

Total Position FTE Count on This Chart: 45

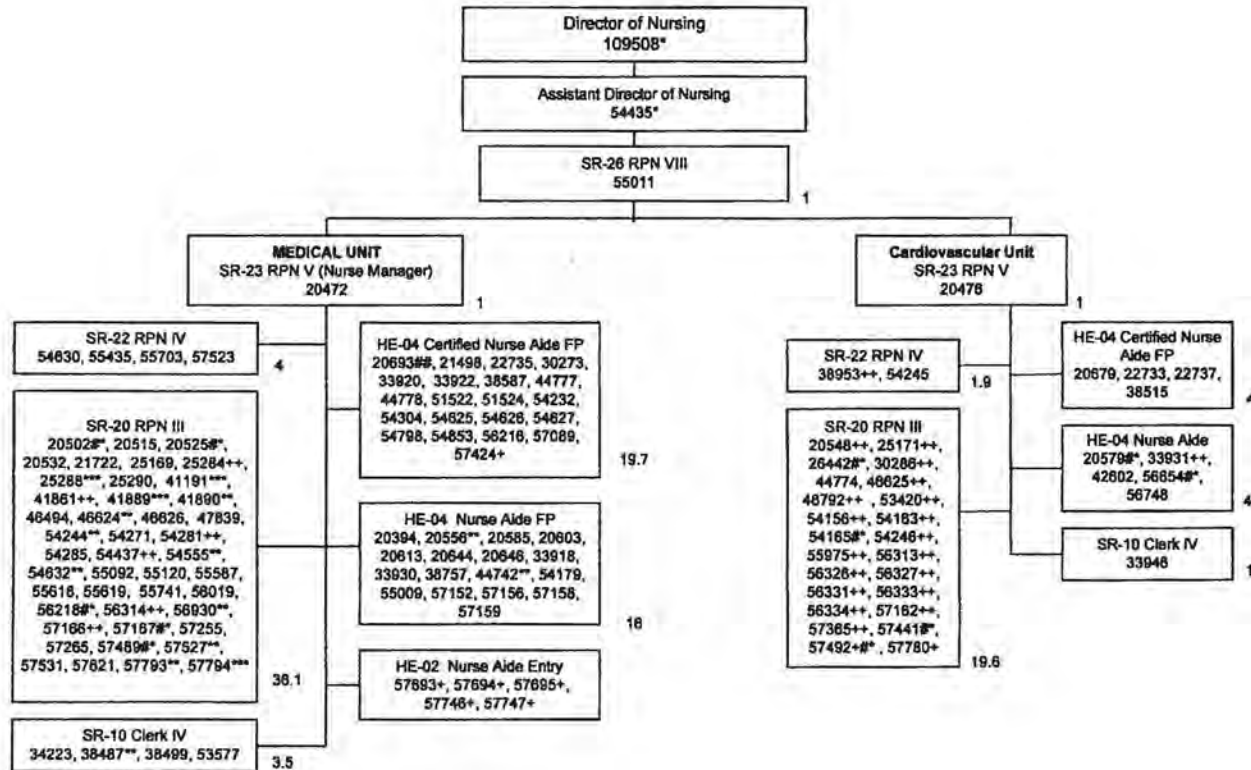


STATE OF HAWAII  
HAWAII HEALTH SYSTEMS CORPORATION  
HILO MEDICAL CENTER  
NURSING SERVICES  
ANESTHESIA/STERILE PROCESSING/  
PATIENT CARE SERVICES/  
NURSING SUPERVISORS AND STAFFING  
Position Organization Chart



UPDATED 7/11; 8/11; 1/12; 7/12; 11/12, 2/15, 7/15  
\*Not Included in Position Count on This Chart  
+Temporary Position, Not Included in Position Count  
\*\*50%  
#\*60%  
\*\*\*80%  
++90%

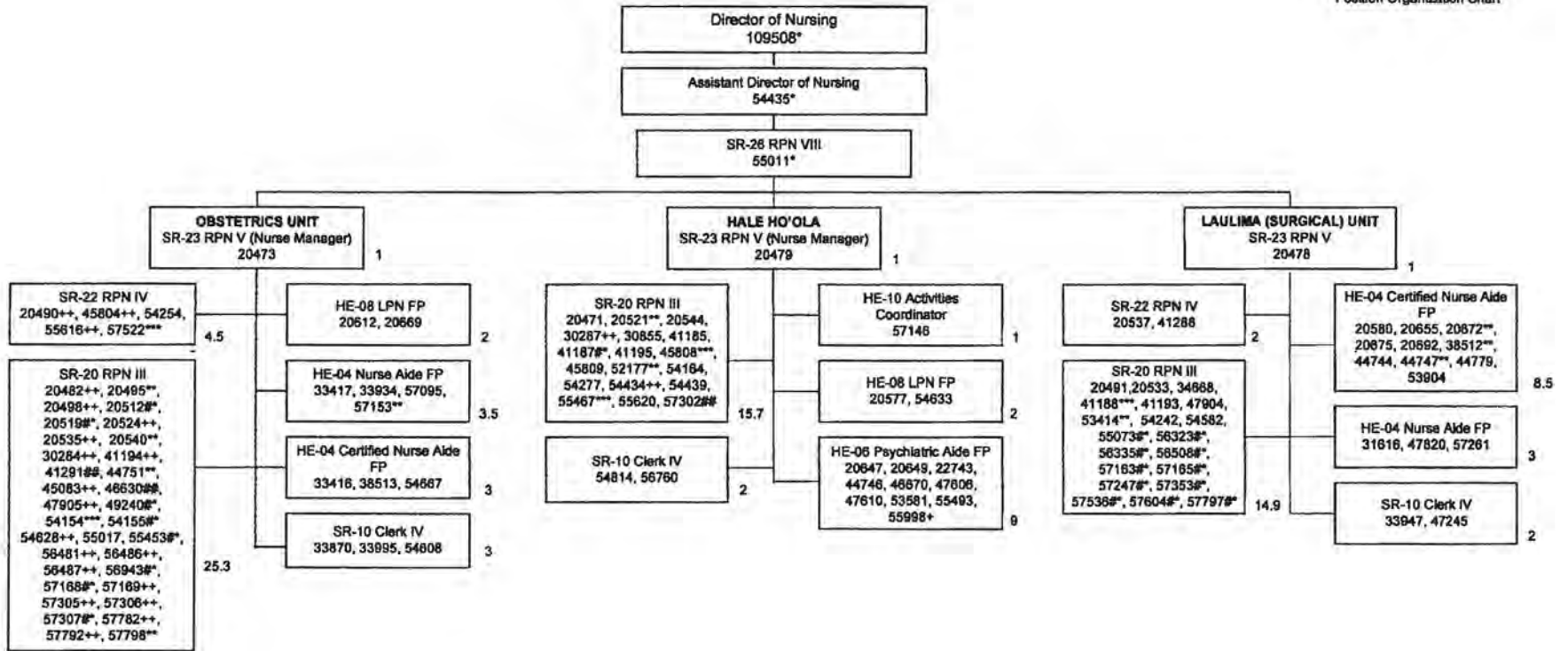
Total Position FTE Count on This Chart: 55.3



Updated: 10/07; 2/08; 10/08; 12/08; 10/9; 2/11, 7/11; 8/11; 7/12; 11/12;  
6/13, 2/14, 2/15, 7/15

\*Not included in Position Count on This Chart  
+Temporary Position, Not included in Position Count  
#50% Per Diem Nurse  
-50%  
#00%  
#67%  
-60%  
++90%

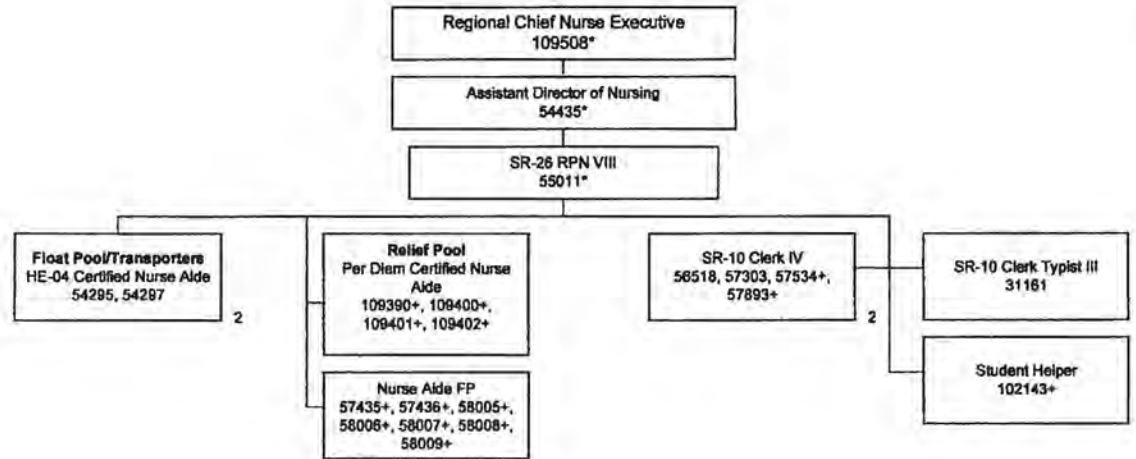
Total Position FTE Count on This Chart: 112.90



Updated: 10/07; 2/08; 10/08; 12/08; 10/9; 2/11, 7/11; 8/11; 7/12; 11/12;  
6/13, 2/14, 2/15, 7/15

\*Not included in Position Count on This Chart  
+Temporary Position, Not included in Position Count  
\*\*30% Per Diem Nurse  
-50%  
#60%  
#70%  
\*\*80%  
++90%

Total Position FTE Count on This Chart: 91.9



Updated: 10/07; 2/08; 10/08; 12/08;10/9; 2/11, 7/11; 8/11; 7/12; 11/12; 6/13, 2/14, 7/15

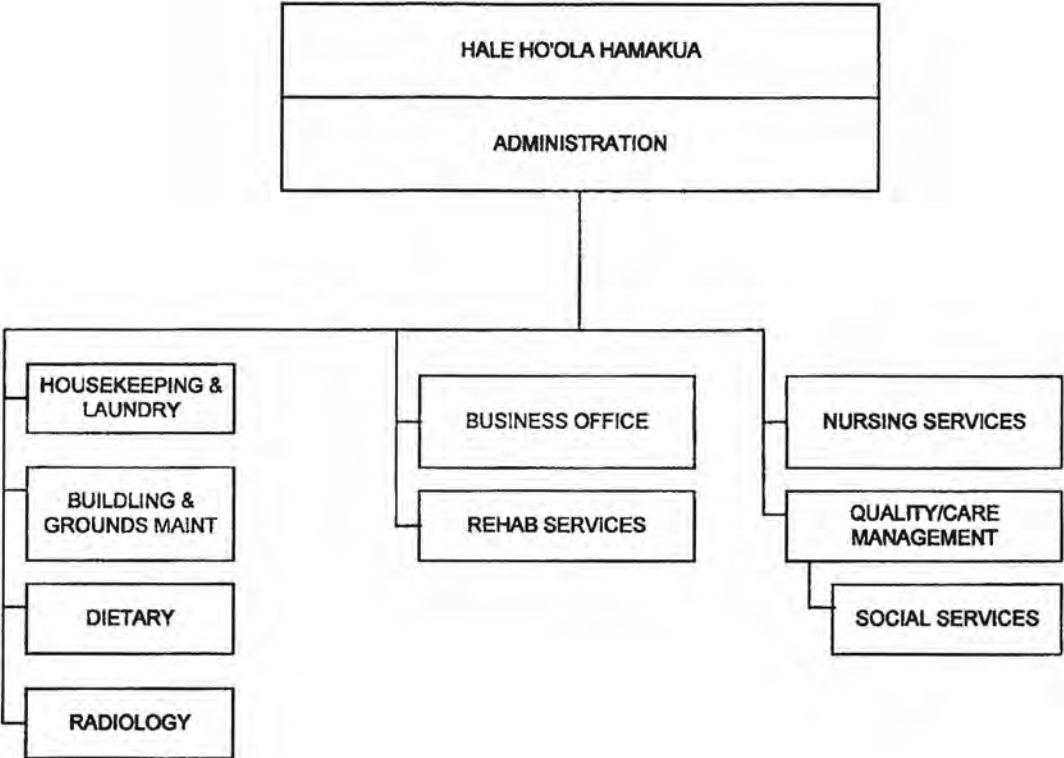
\*Not Included In Position Count on This Chart

+Temporary Position, Not Included In Position Count

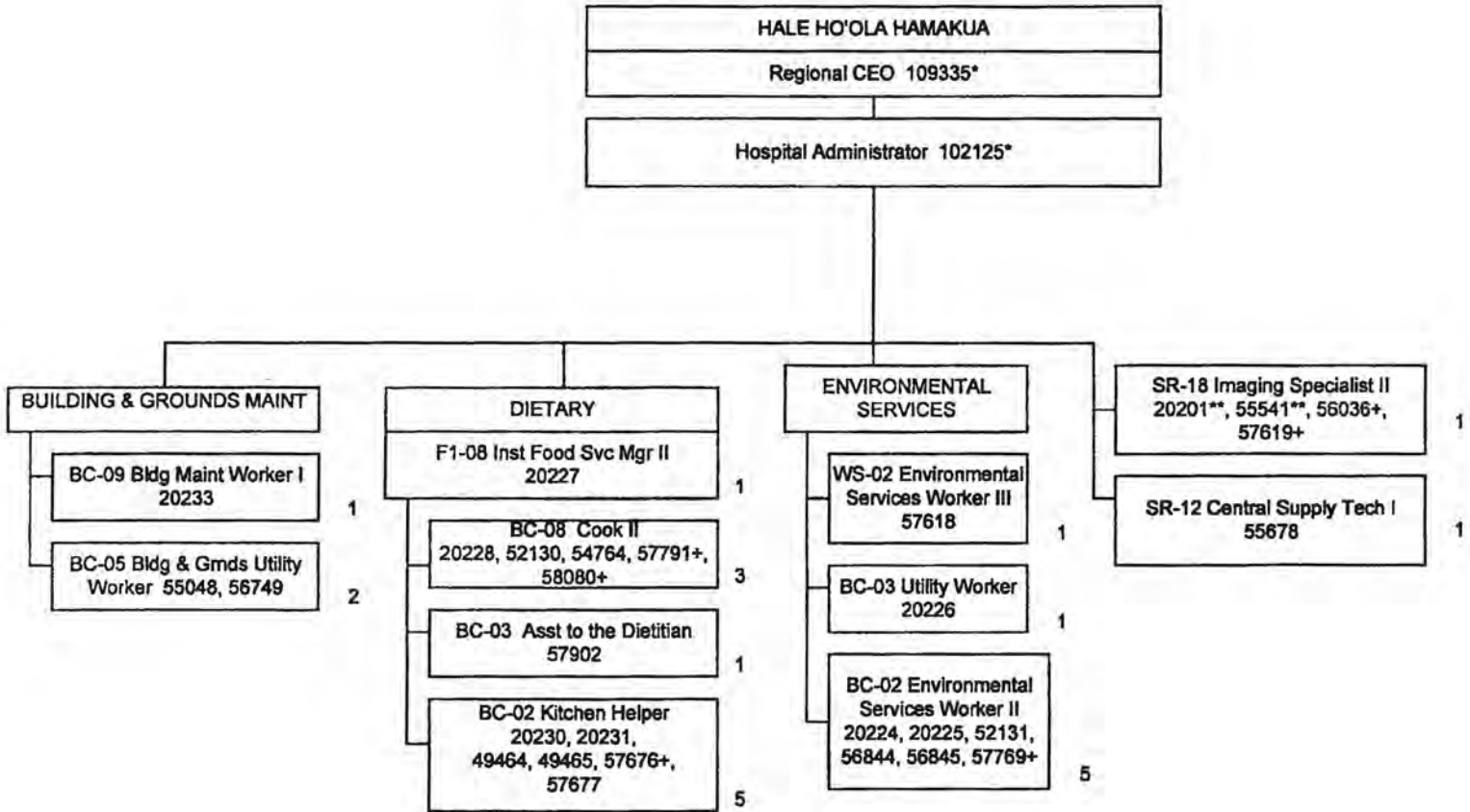
\*\*50%

Total Position FTE Count on This Chart: 5



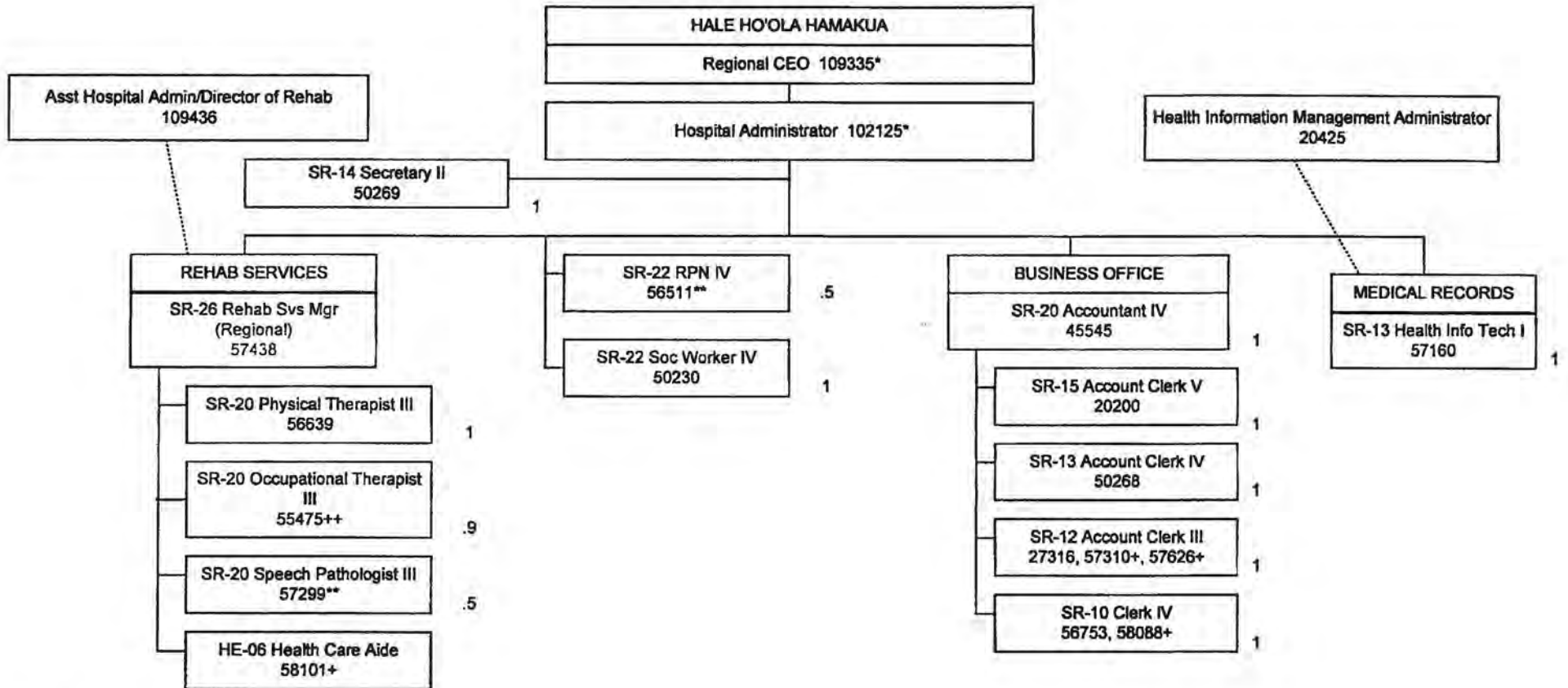


Position Organization Chart



Updated 10/12, 9/13, 1/14, 5/14, 9/14, 1/15, 6/15  
\*Not Included in Position Count on This Chart  
\*\*50%

Total FTE on this Chart: 22



Updated 5/12; 11/12, 9/13, 1/14,  
9/14, 1/15, 7/15

Not Included in Position Count on This Chart

\*\*50%

\*+60%

##75%

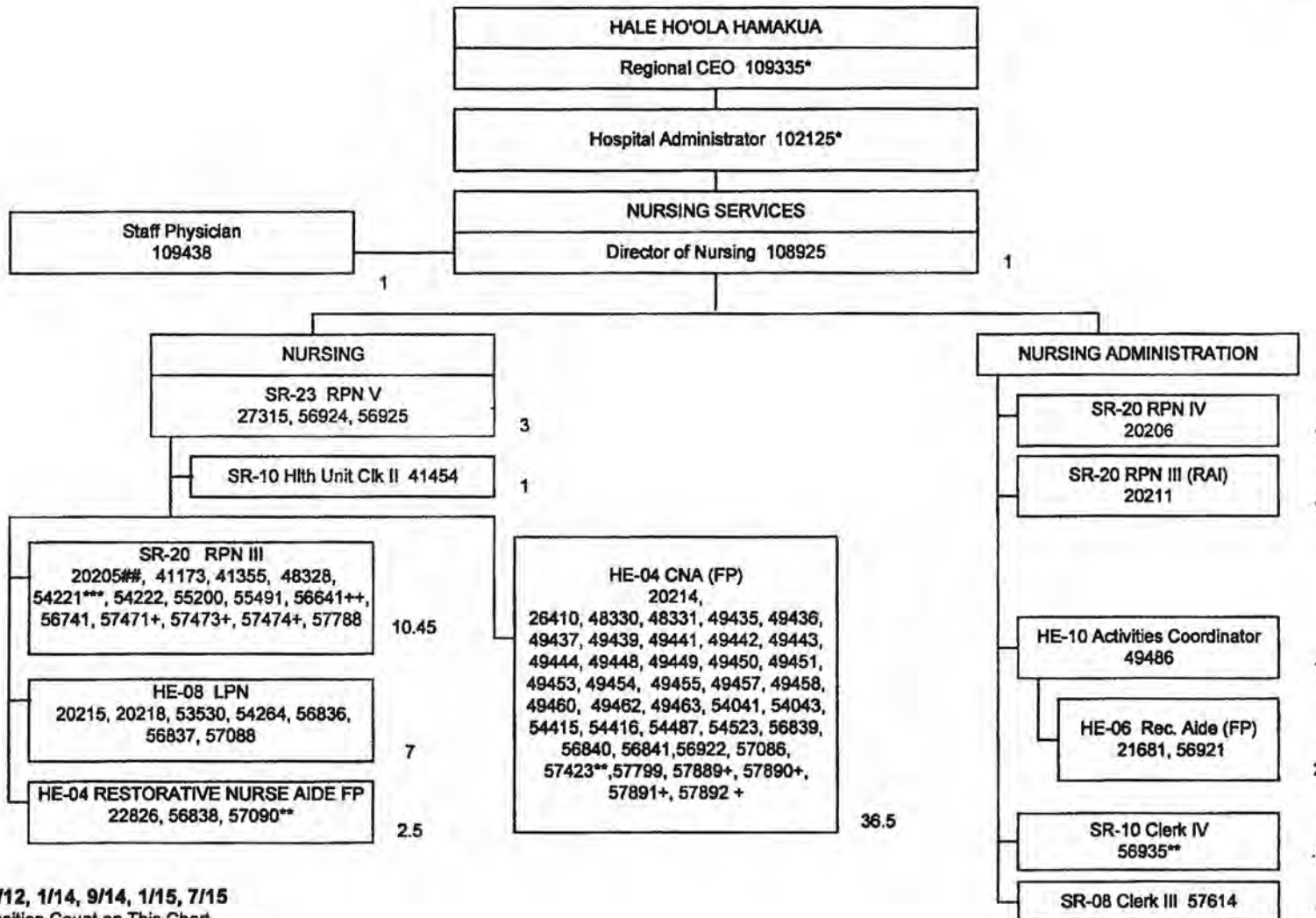
\*\*\*80%

+++90%

+Temporary Position, Not Included in  
Position Count

Total FTE on this Chart: 10.9

Position Organization Chart



Update 4/12; 11/12, 1/14, 9/14, 1/15, 7/15

\*Not Included in Position Count on This Chart

\*\*#30%

\*\*\*50%

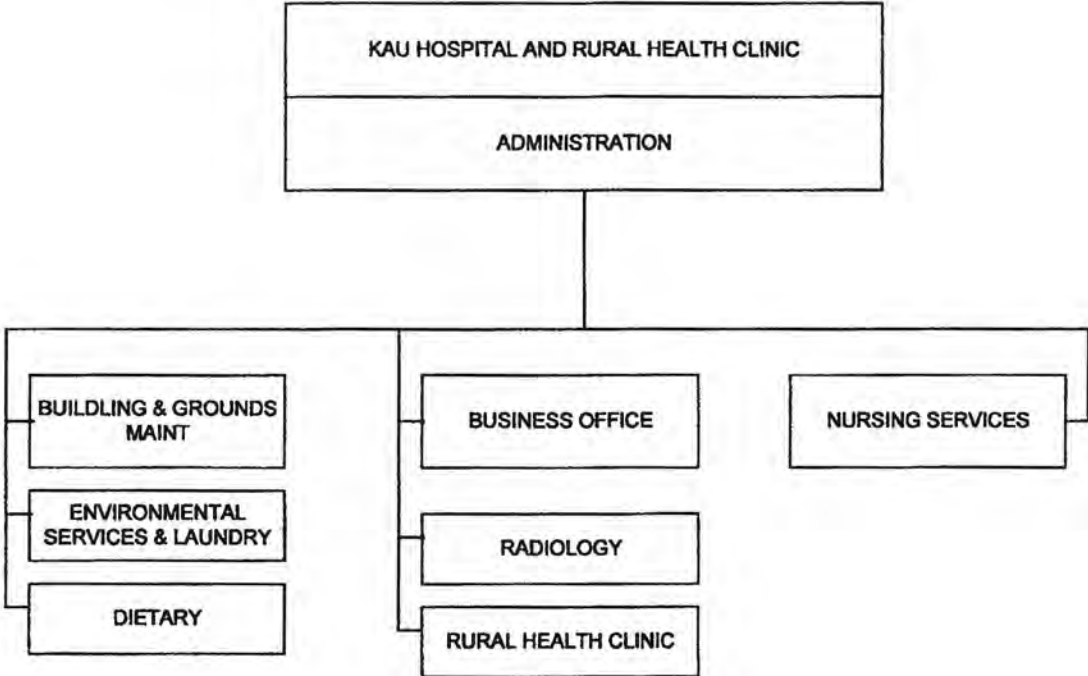
##75%

\*\*\*80%

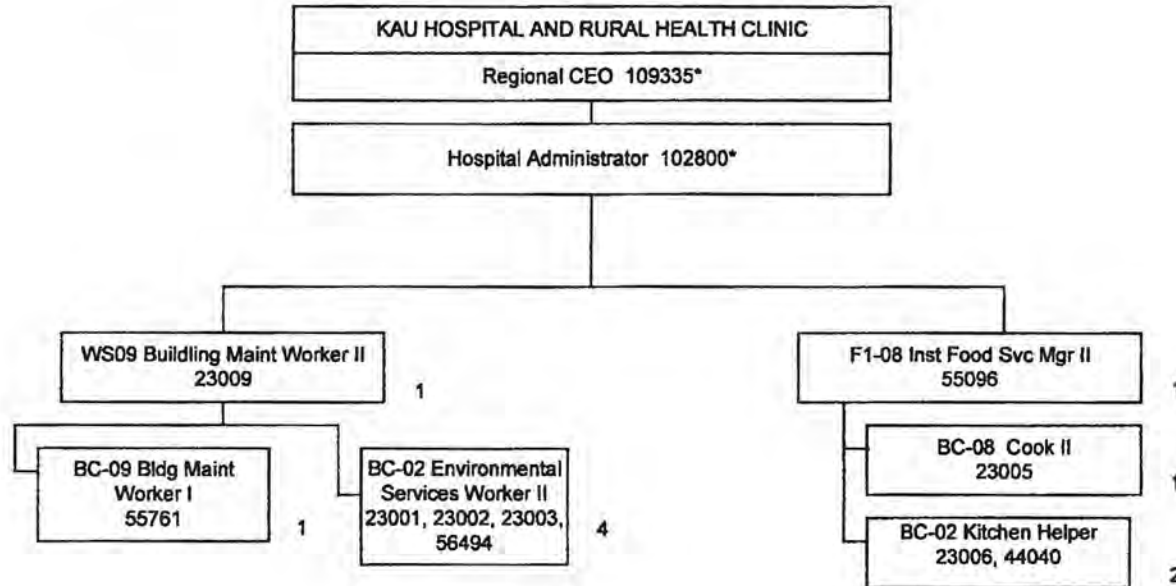
++90%

+Temporary Position, Not Included in Position Count

Total FTE on this Chart: 68.95



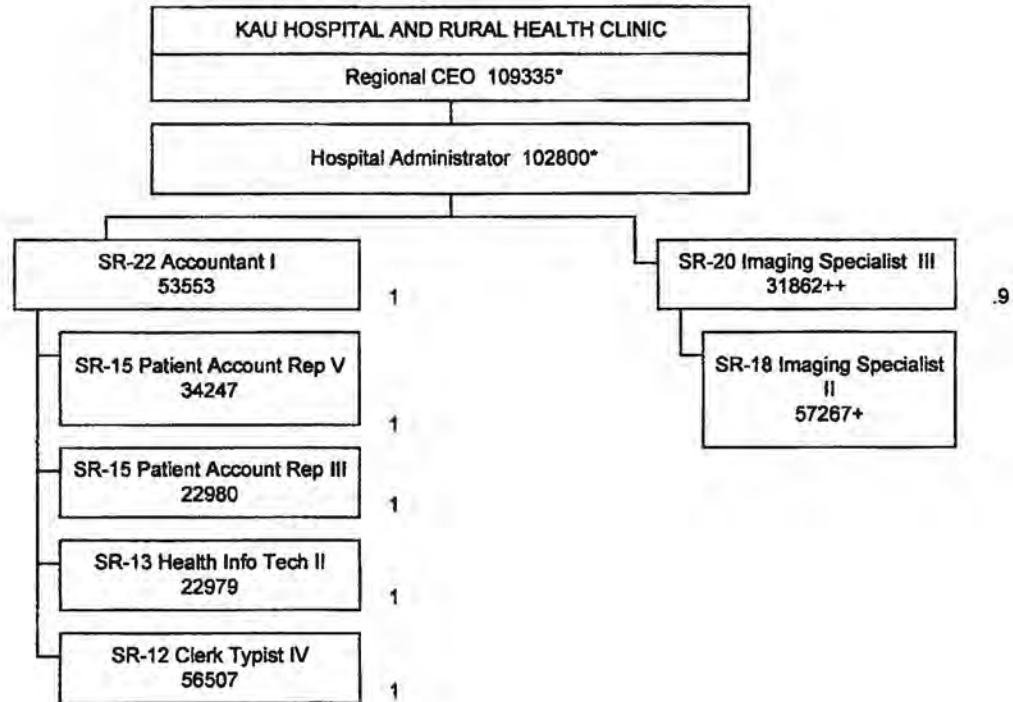
Position Organization Chart



Updated 12/22/09, 5-20-11, 4/12, 8/12; 1/13; 8/13,  
1/14, 9/14, 2/15, 6/15  
\*Not Included in Position Count on This Chart  
+Temp position (not included in count)

Total FTE on this Chart: 10





Update 12-22-09, 5-20-11, 4/12, 8/12; 1/13; 8/13  
1/14, 5/14, 9/14, 2/15, 6/15

+ Temp position (Not Included in Count on This Chart)

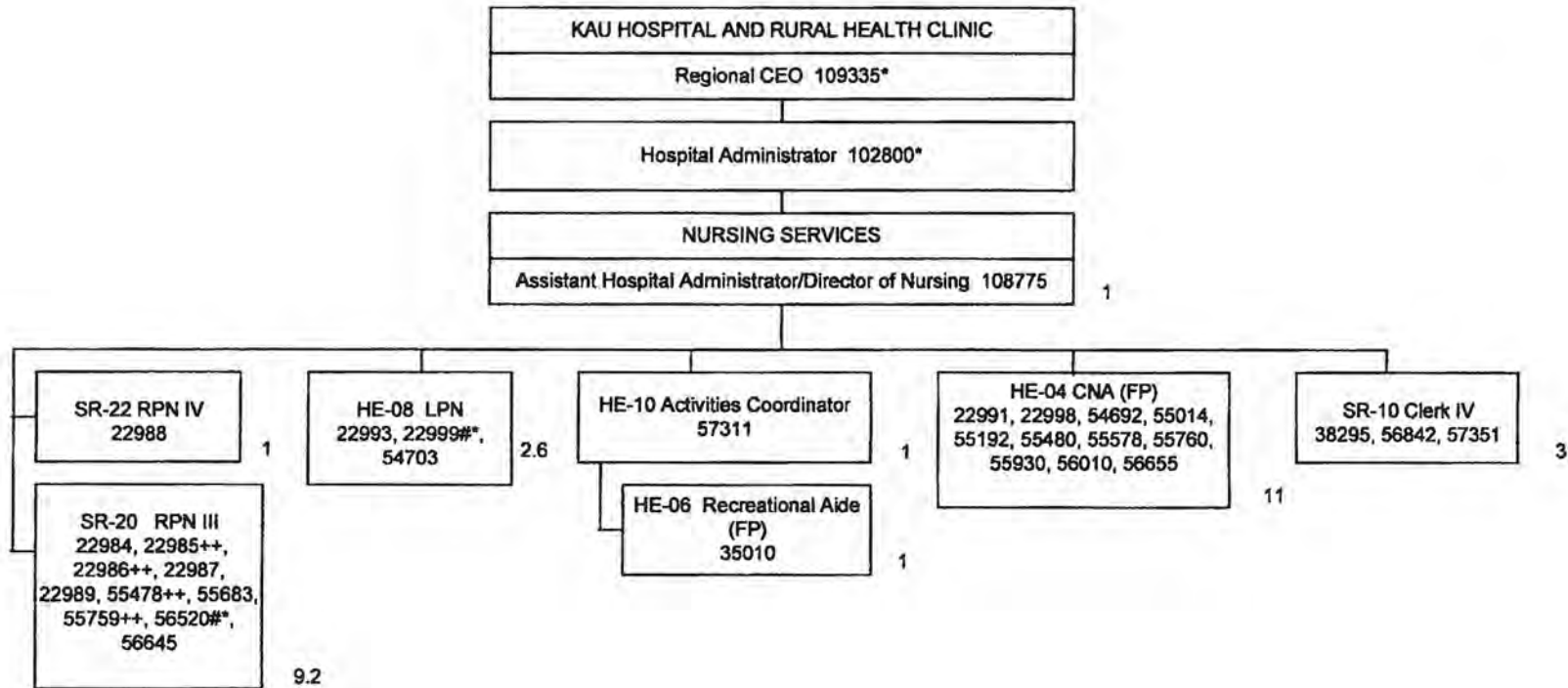
++90%

\*\*\*80%

\*\*50%

Total FTE on this Chart: 5.9

Position Organization Chart



Update 12-22-09, 5-20-11, 4/12, 8/12; 1/13; 8/13.

1/14, 9/14, 2/15, 6/15

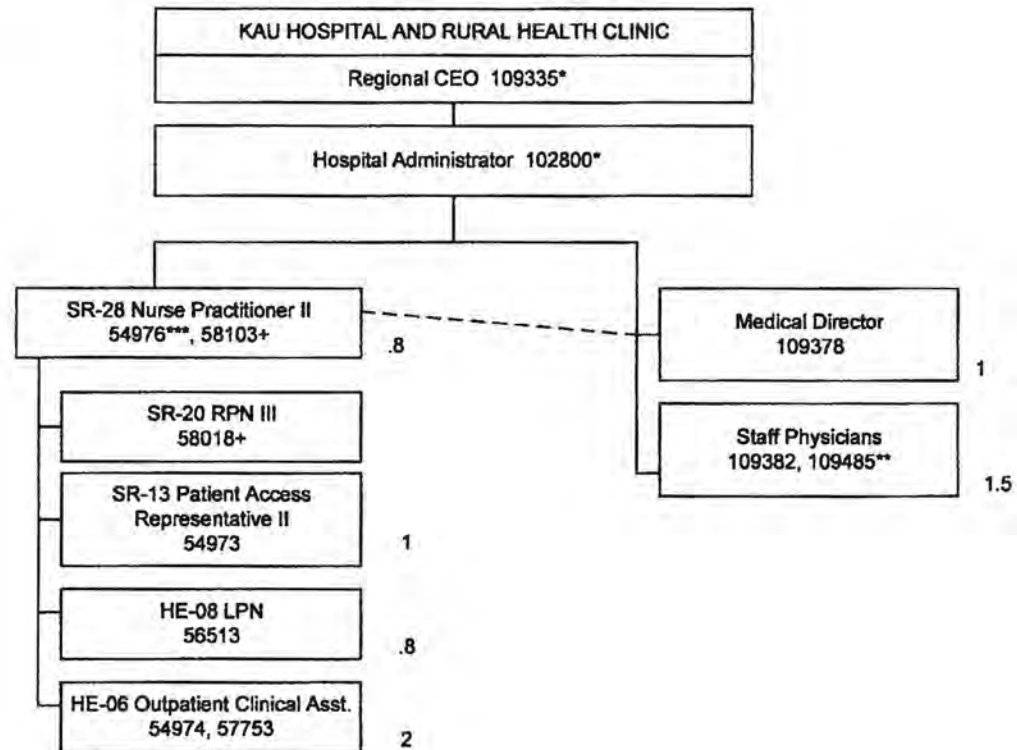
+Not Included in Position Count on This Chart

#\*60%

\*\*\*80%

++90%

Total FTE on this Chart: 29.8



Update 12-22-09, 5-20-11, 4/12, 8/12; 1/13; 8/13,  
1/14, 9/14, 6/15

+Temp position; not included in Count

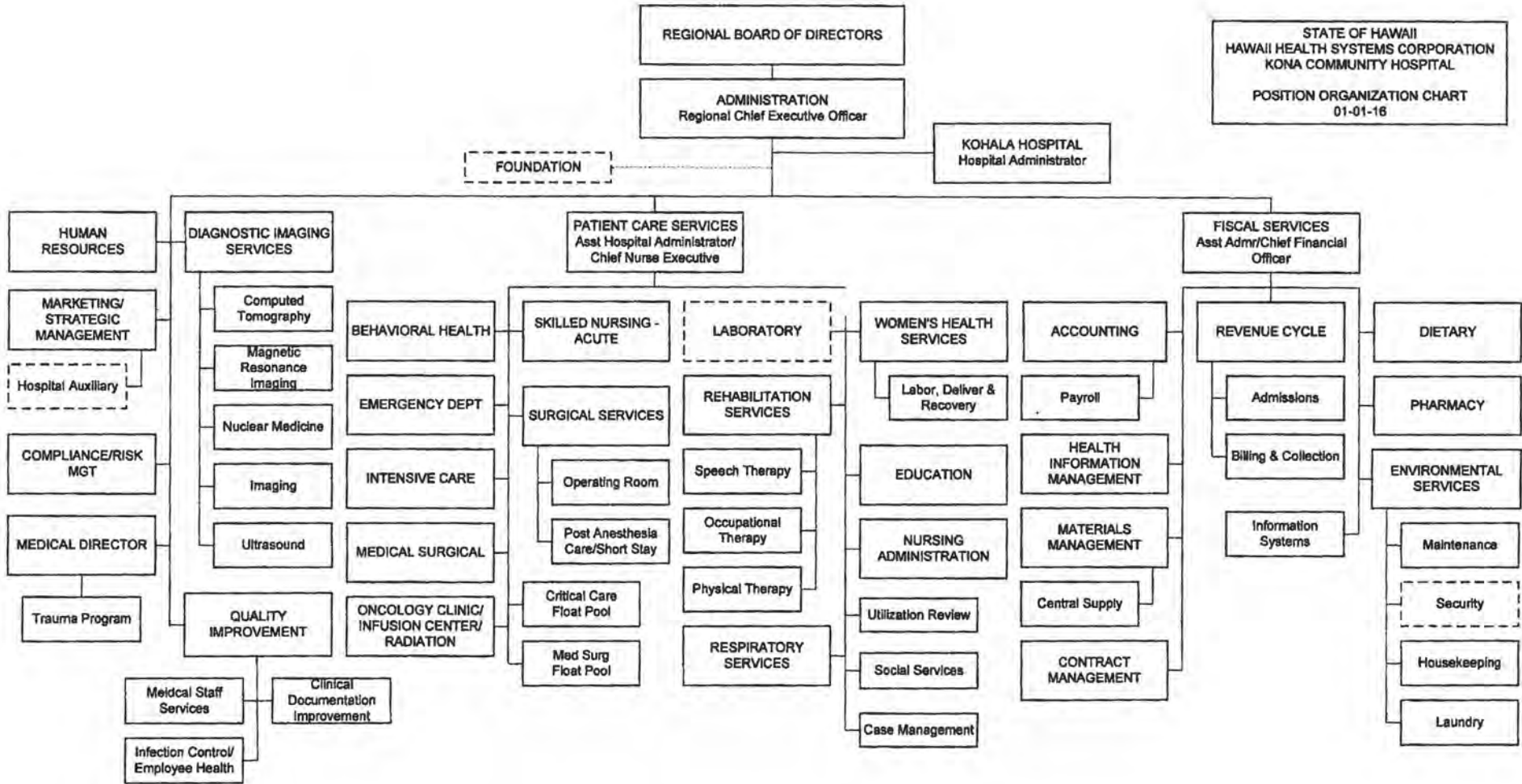
\*Not Included in Position Count on This Chart

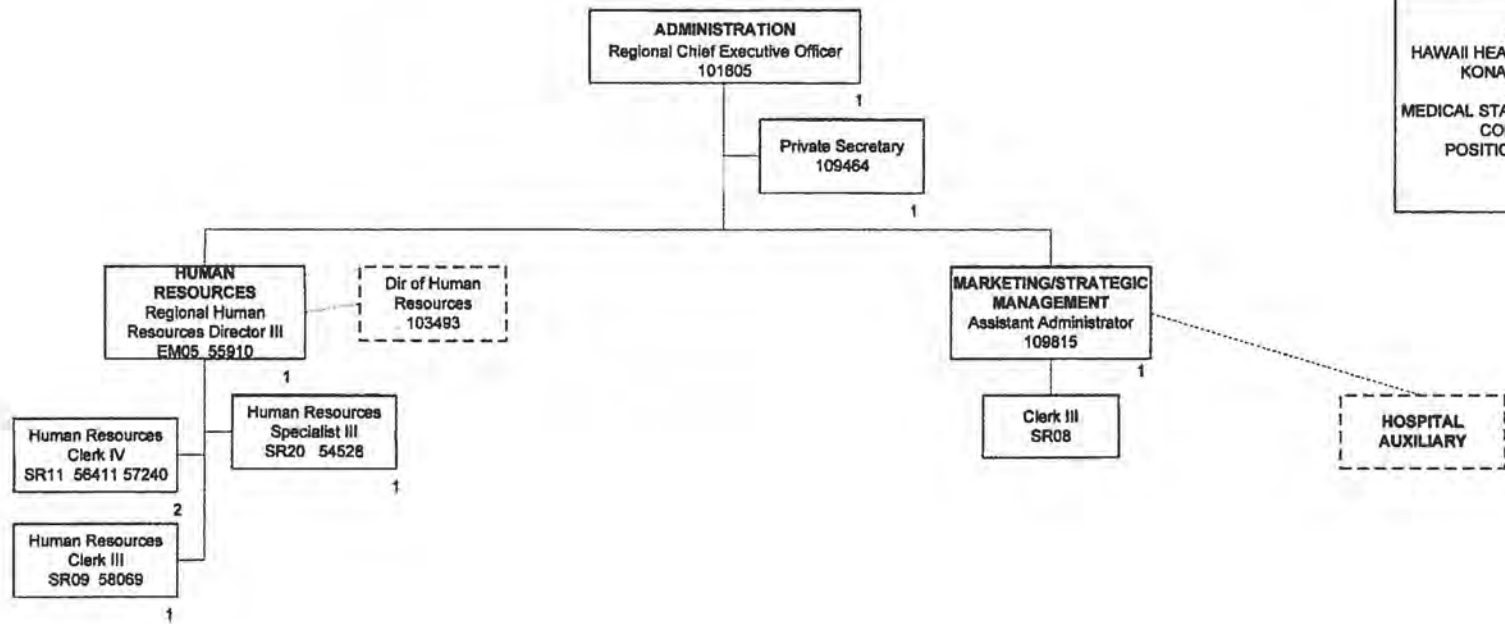
++90%

\*\*\*80%

\*\*50%

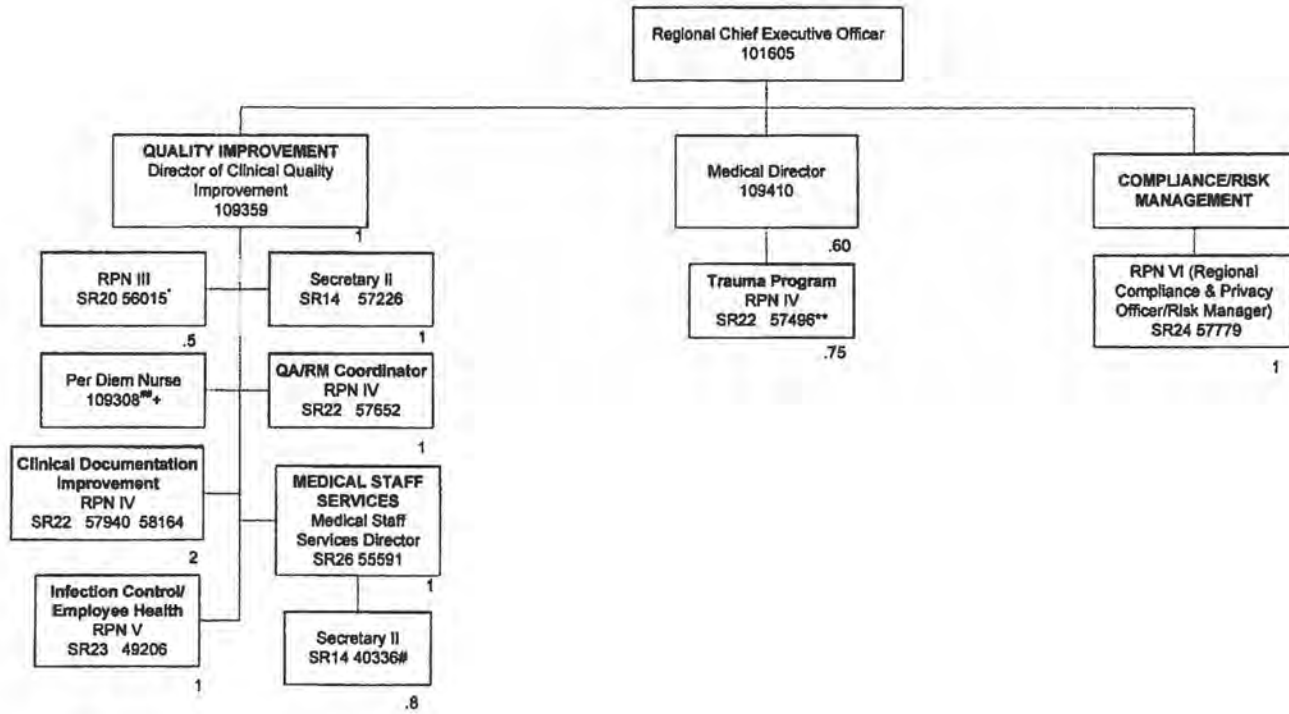
Total FTE on this Chart: 7.1





~25% FTE  
^30% FTE  
.50% FTE  
\$80% FTE  
\*70% FTE  
~75% FTE  
^80% FTE  
^^85% FTE  
\*\*90% FTE

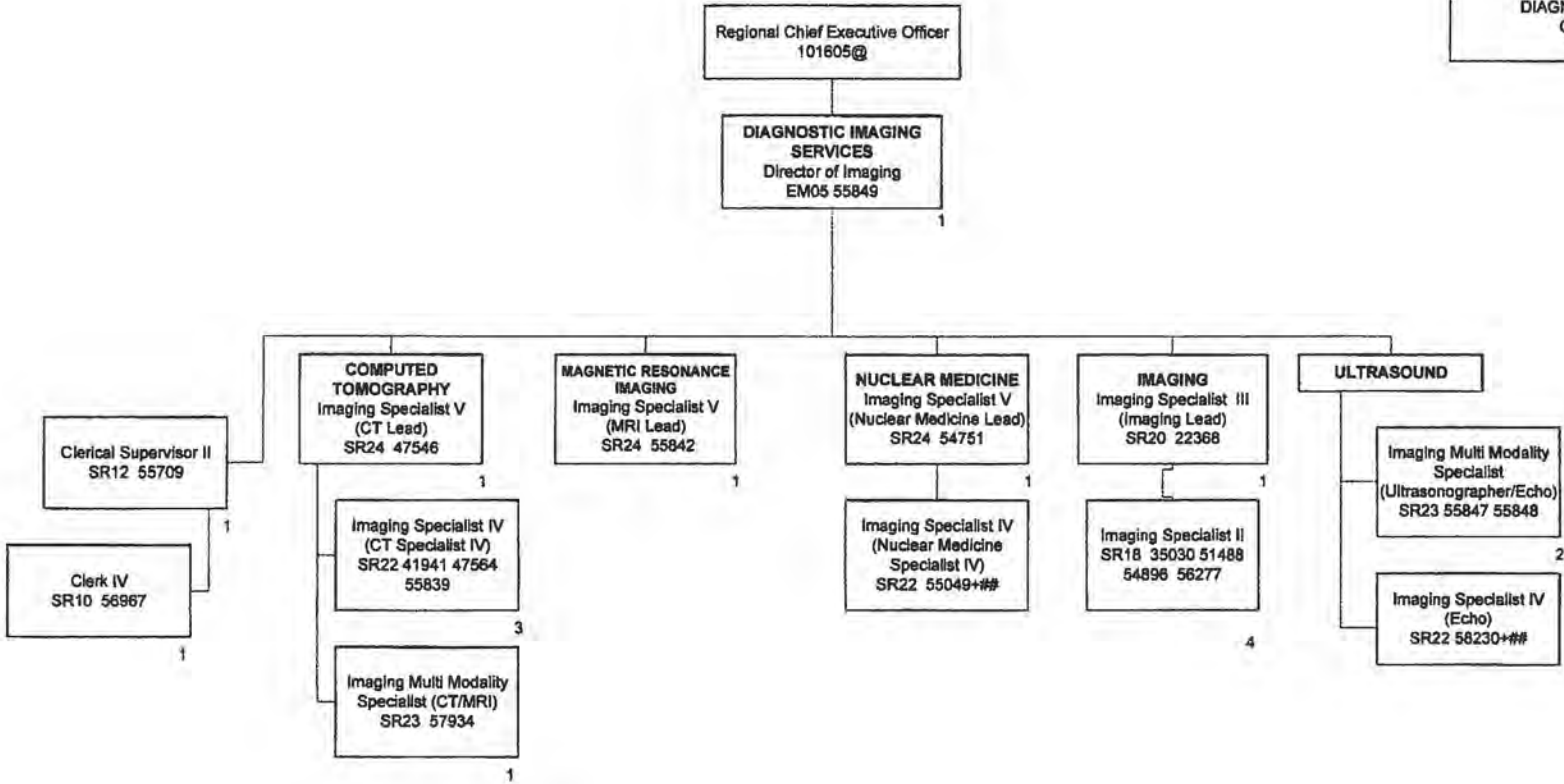
TOTAL FTE POSITIONS ON THIS CHART: 8  
⊖ Not included in position count on this chart.  
+Temporary Position not included in position count.



~25% FTE  
\*30% FTE  
^50% FTE  
\$60% FTE  
%70% FTE  
~75% FTE  
^80% FTE  
^^85% FTE  
\*\*90% FTE

TOTAL FTE POSITIONS ON THIS CHART: 10.65  
@ Not included in position count on this chart.  
+Temporary Position not included in position count.





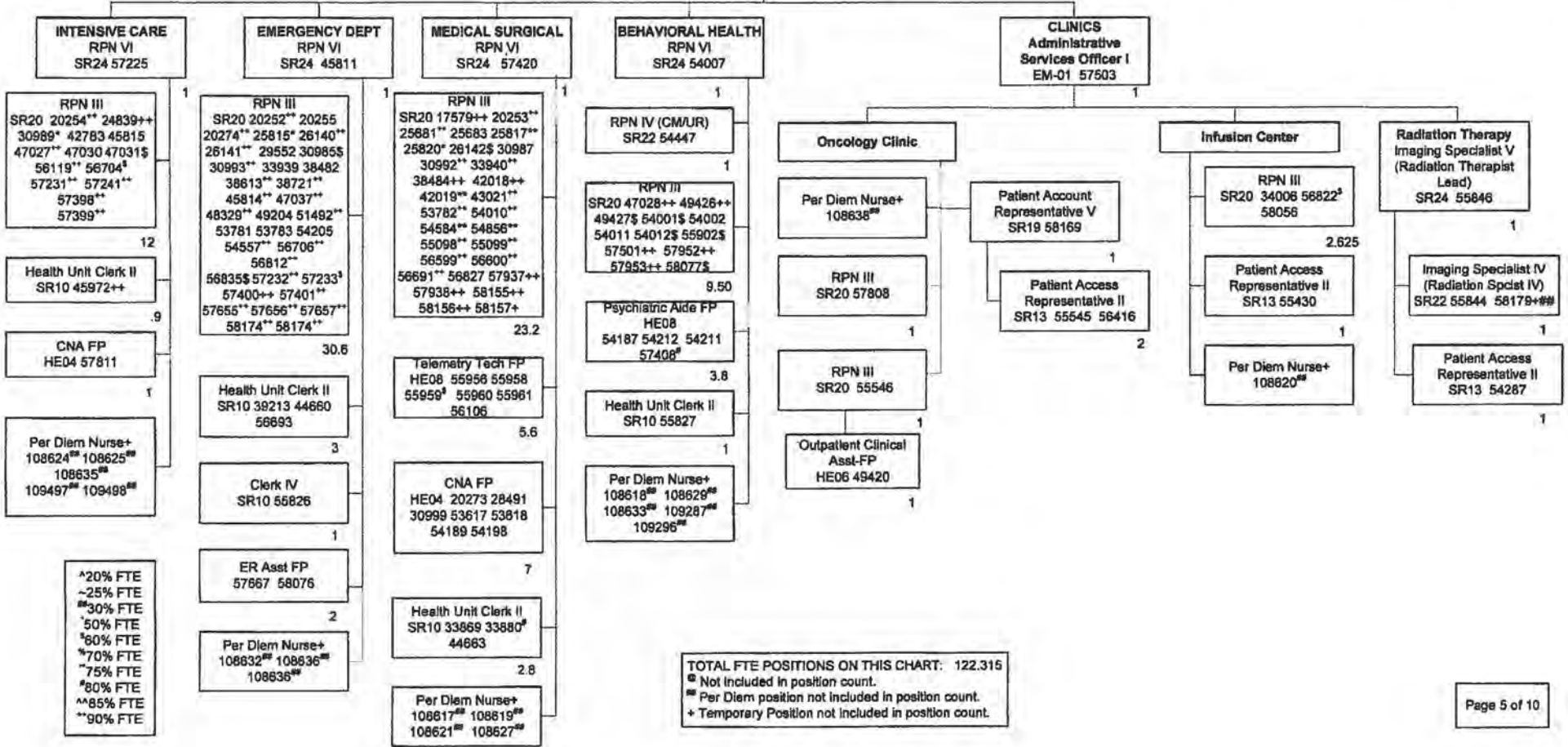
~25% FTE  
^30% FTE  
^50% FTE  
\$60% FTE  
^70% FTE  
~75% FTE  
^80% FTE  
^^85% FTE  
\*\*90% FTE

TOTAL FTE POSITIONS ON THIS CHART: 17  
@ Not included in position count on this chart.  
+ Temporary Position not included in position count.

Regional Chief Executive Officer  
101605@

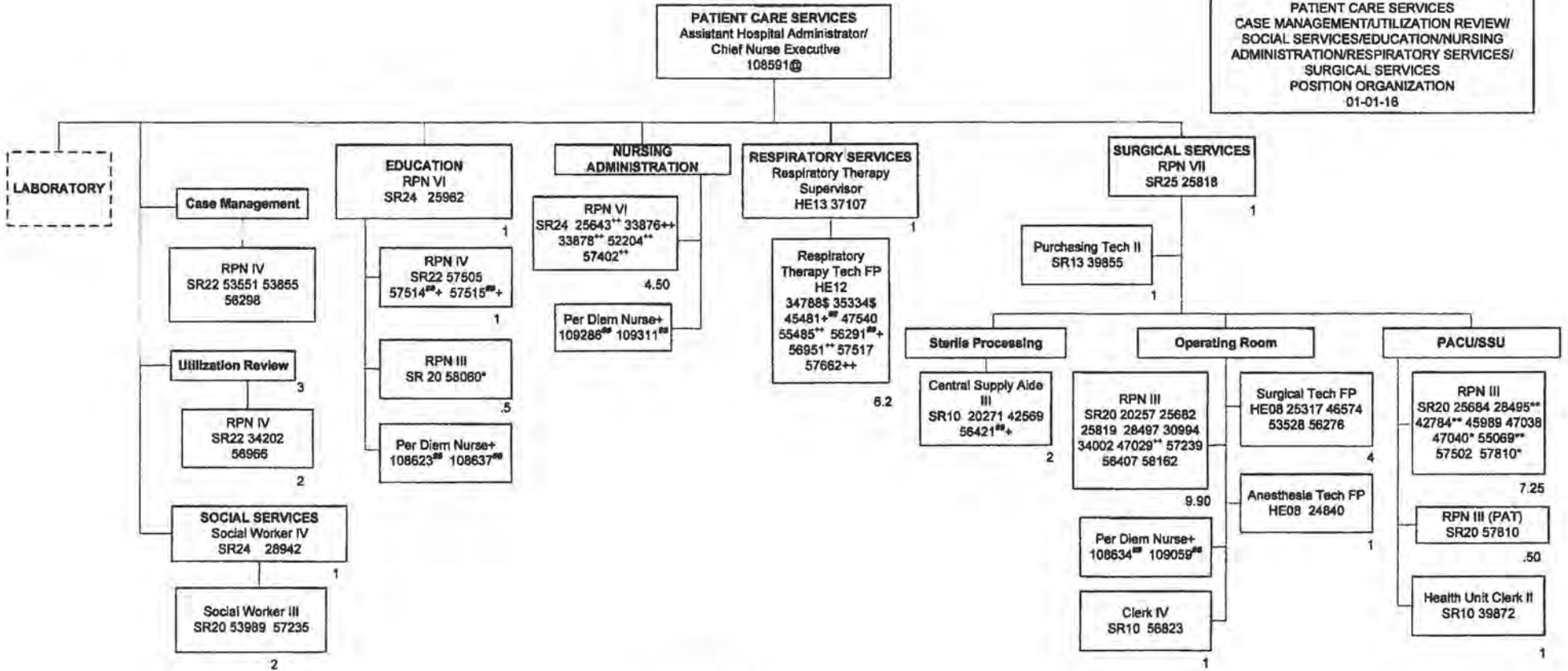
PATIENT CARE SERVICES  
Assistant Hospital Administrator/  
Chief Nurse Executive  
108591

STATE OF HAWAII  
HAWAII HEALTH SYSTEMS CORPORATION  
KONA COMMUNITY HOSPITAL  
PATIENT CARE SERVICES  
BEHAVIORAL HEALTH/EMERGENCY DEPT/  
INTENSIVE CARE/MEDICAL SURGICAL/  
ONCOLOGY CLINIC-INFUSION CTR-RADIATION  
POSITION ORGANIZATION  
01-01-16



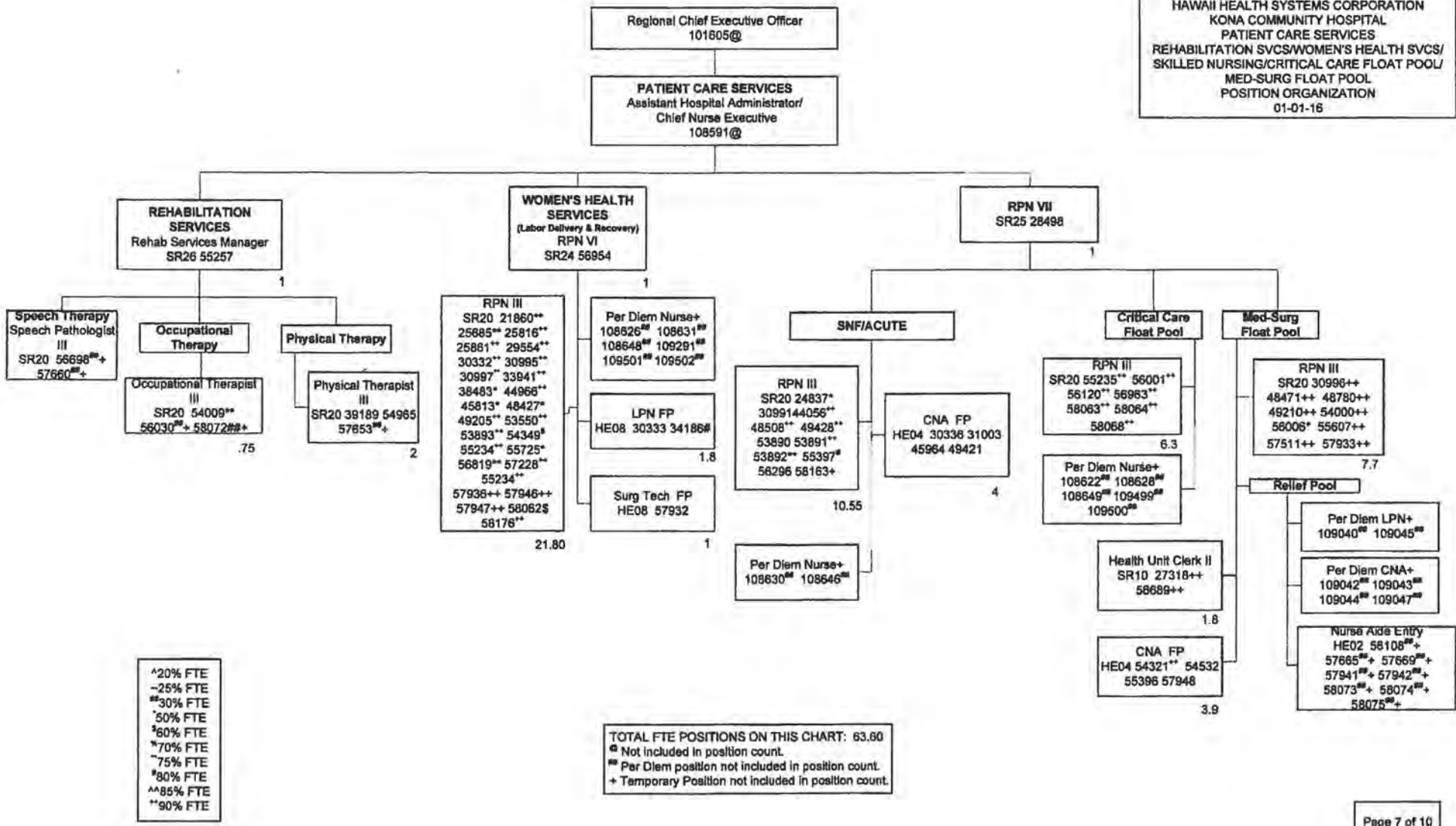
\*20% FTE  
~25% FTE  
#30% FTE  
^50% FTE  
^60% FTE  
^70% FTE  
^75% FTE  
^80% FTE  
^85% FTE  
^90% FTE

TOTAL FTE POSITIONS ON THIS CHART: 122.315  
@ Not included in position count.  
\*\* Per Diem position not included in position count.  
+ Temporary Position not included in position count.



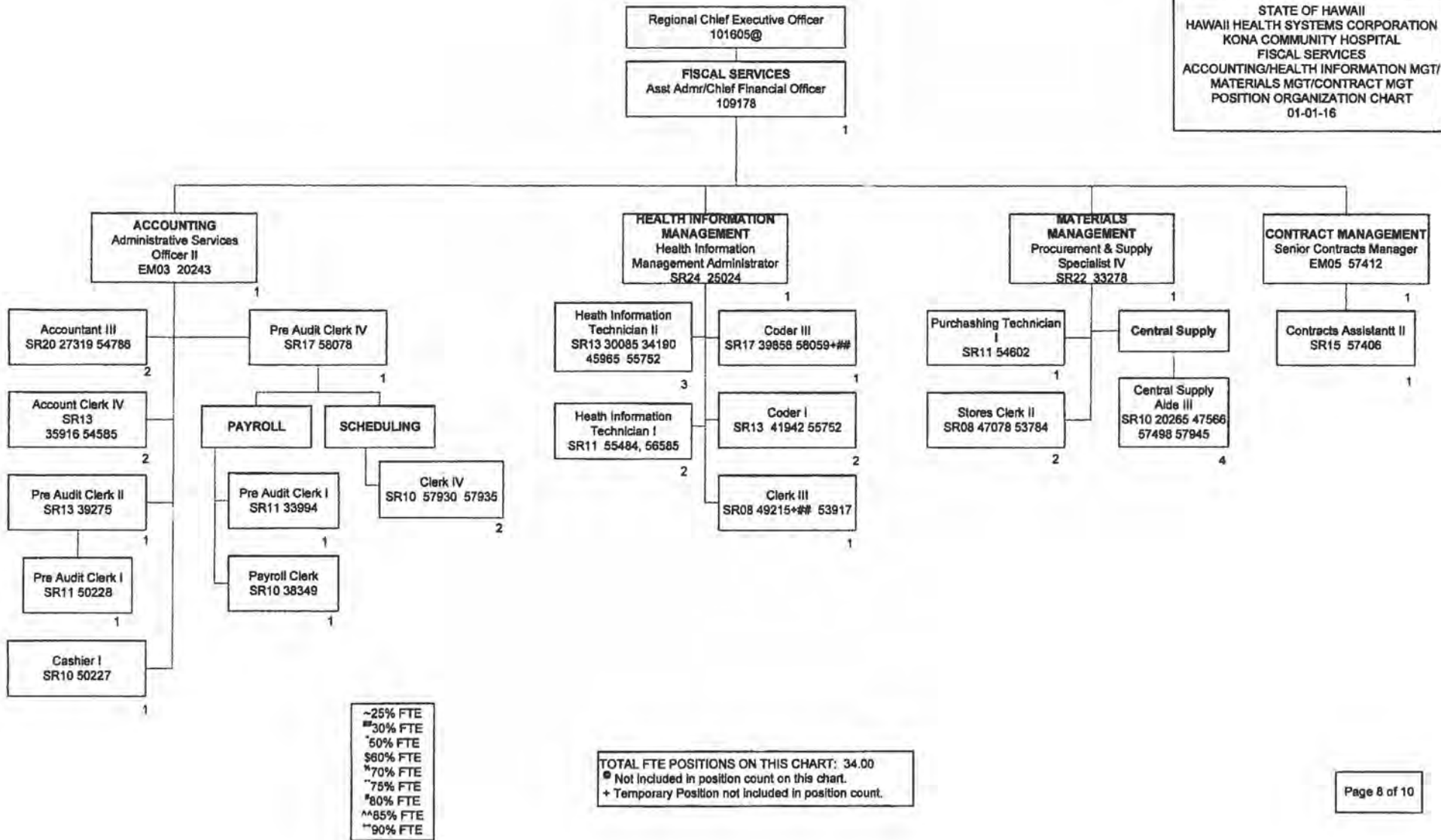
^20% FTE  
~25% FTE  
\*\*30% FTE  
\*50% FTE  
^60% FTE  
^70% FTE  
~75% FTE  
^80% FTE  
^^85% FTE  
\*\*90% FTE

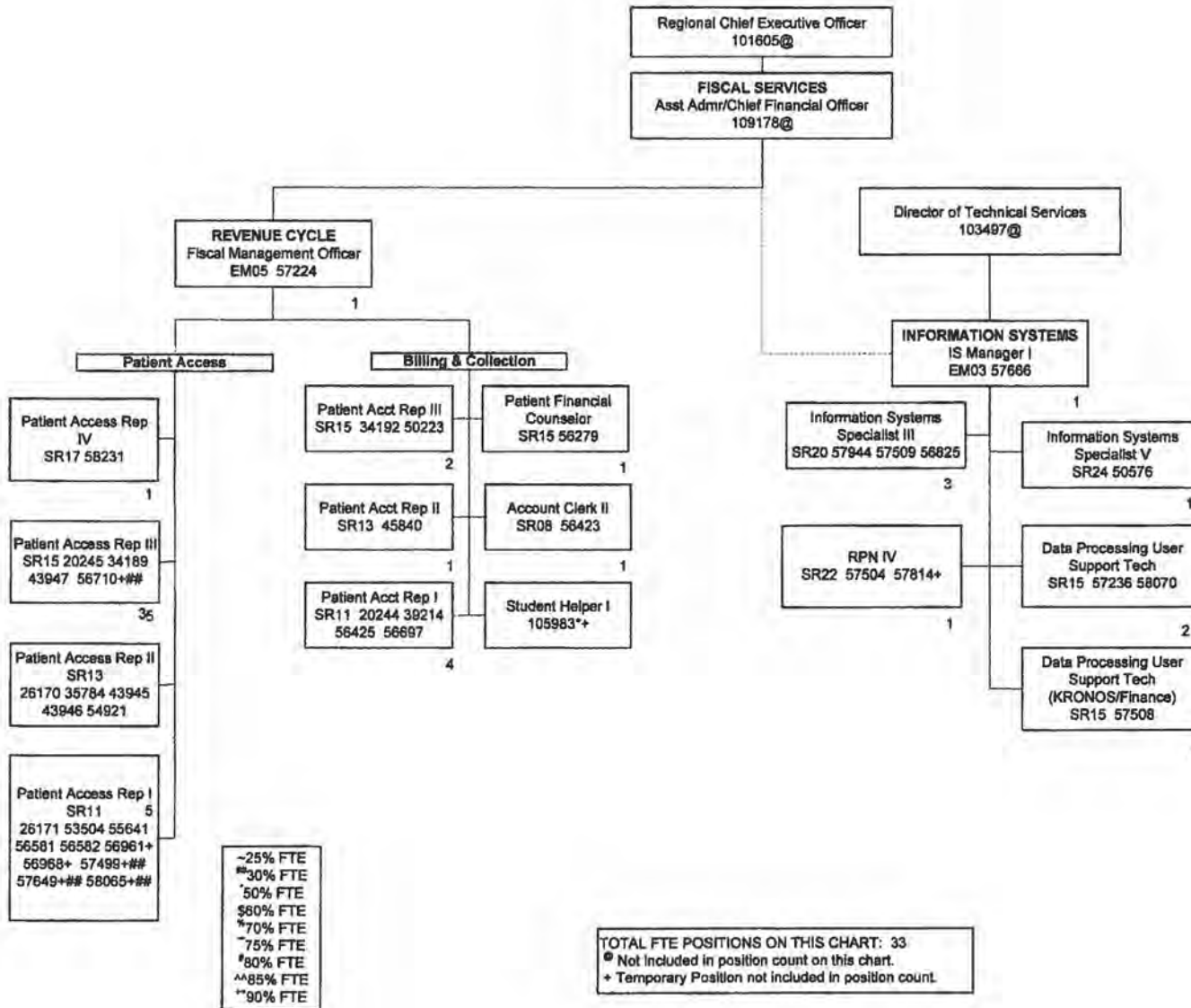
TOTAL FTE POSITIONS ON THIS CHART: 52.20  
@ Not included in position count.  
\*\* Per Diem position not included in position count.  
+ Temporary Position not included in position count.



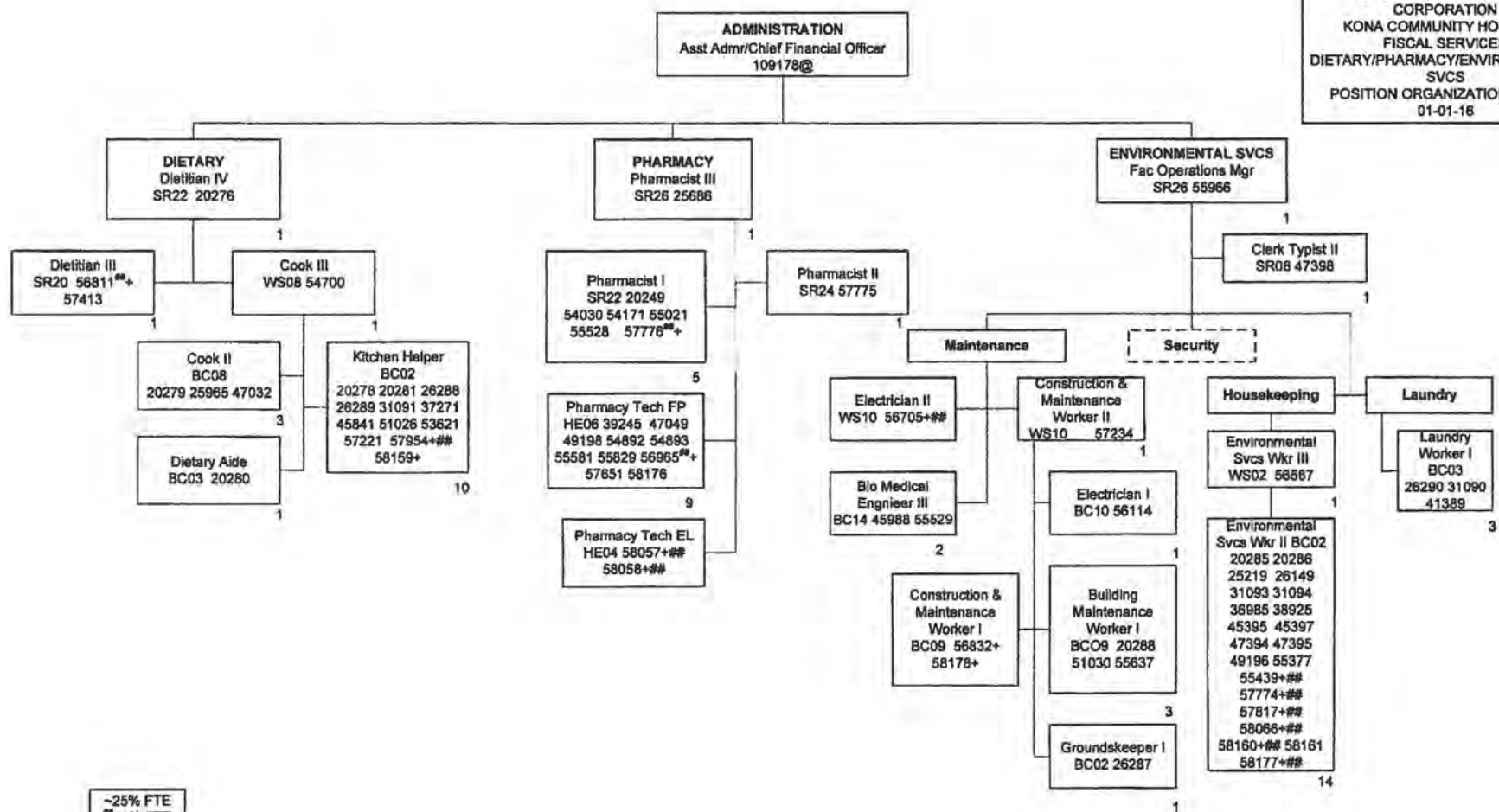
^20% FTE  
-25% FTE  
\*\*30% FTE  
^50% FTE  
^60% FTE  
^70% FTE  
^75% FTE  
^80% FTE  
^^85% FTE  
\*\*90% FTE

TOTAL FTE POSITIONS ON THIS CHART: 63.60  
@ Not included in position count.  
\*\* Per Diem position not included in position count.  
+ Temporary Position not included in position count.





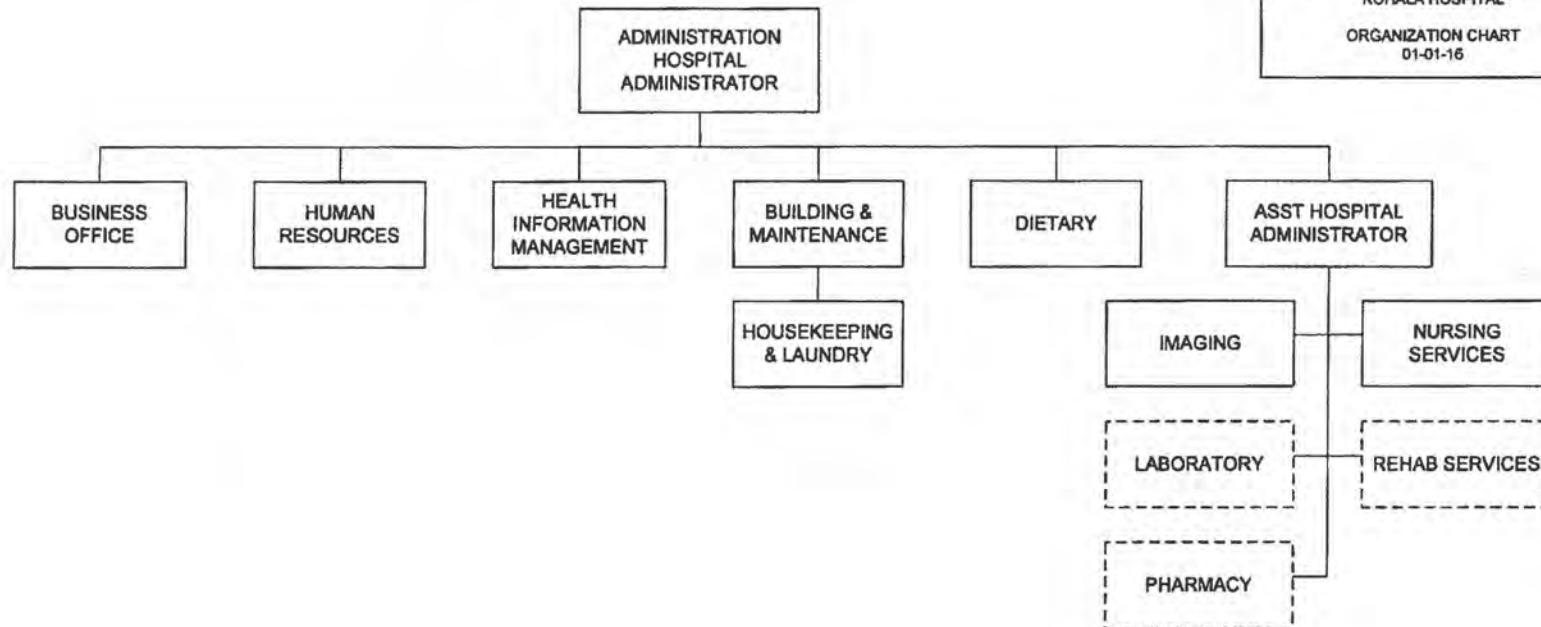




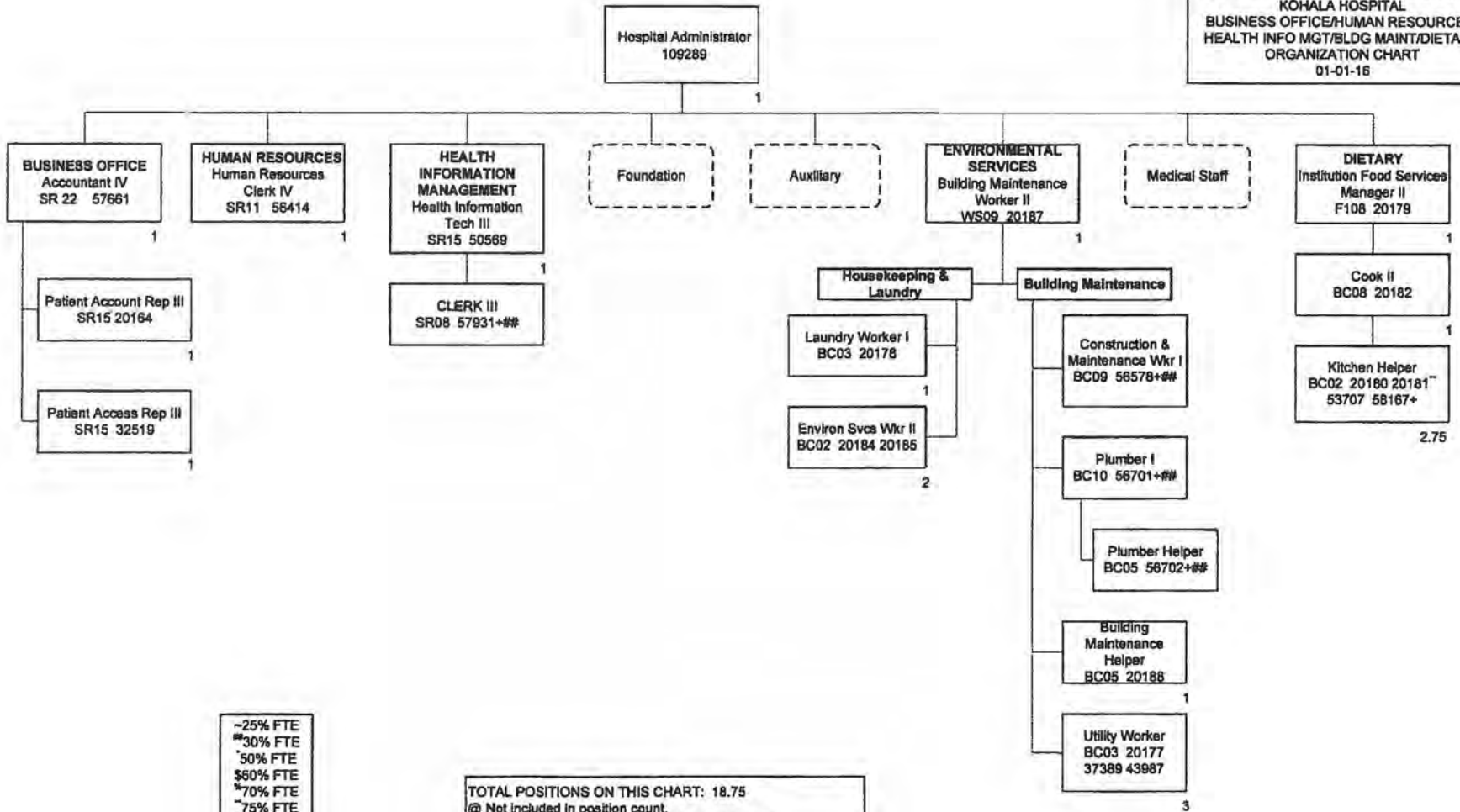
~25% FTE  
\*\*30% FTE  
^50% FTE  
\$60% FTE  
\*70% FTE  
~75% FTE  
^80% FTE  
^^85% FTE  
\*\*90% FTE

TOTAL FTE POSITIONS ON THIS CHART: 61  
@ Not included in position count on this chart.  
+ Temporary Position not included in position count.

STATE OF HAWAII  
HAWAII HEALTH SYSTEMS CORPORATION  
KOHALA HOSPITAL  
ORGANIZATION CHART  
01-01-16

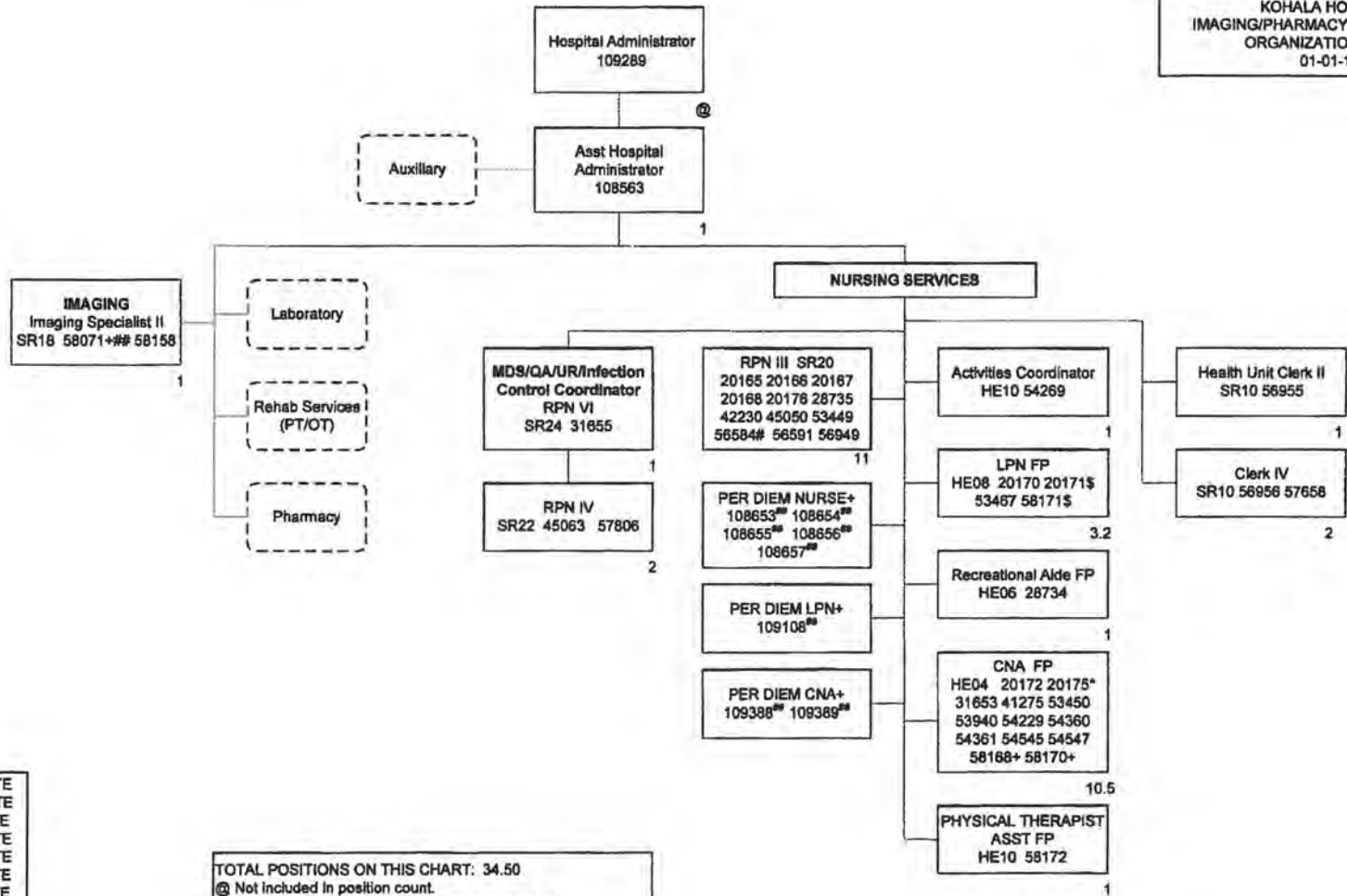


STATE OF HAWAII  
HAWAII HEALTH SYSTEMS CORPORATION  
KOHALA HOSPITAL  
BUSINESS OFFICE/HUMAN RESOURCES/  
HEALTH INFO MGT/BLDG MAINT/DIETARY  
ORGANIZATION CHART  
01-01-16



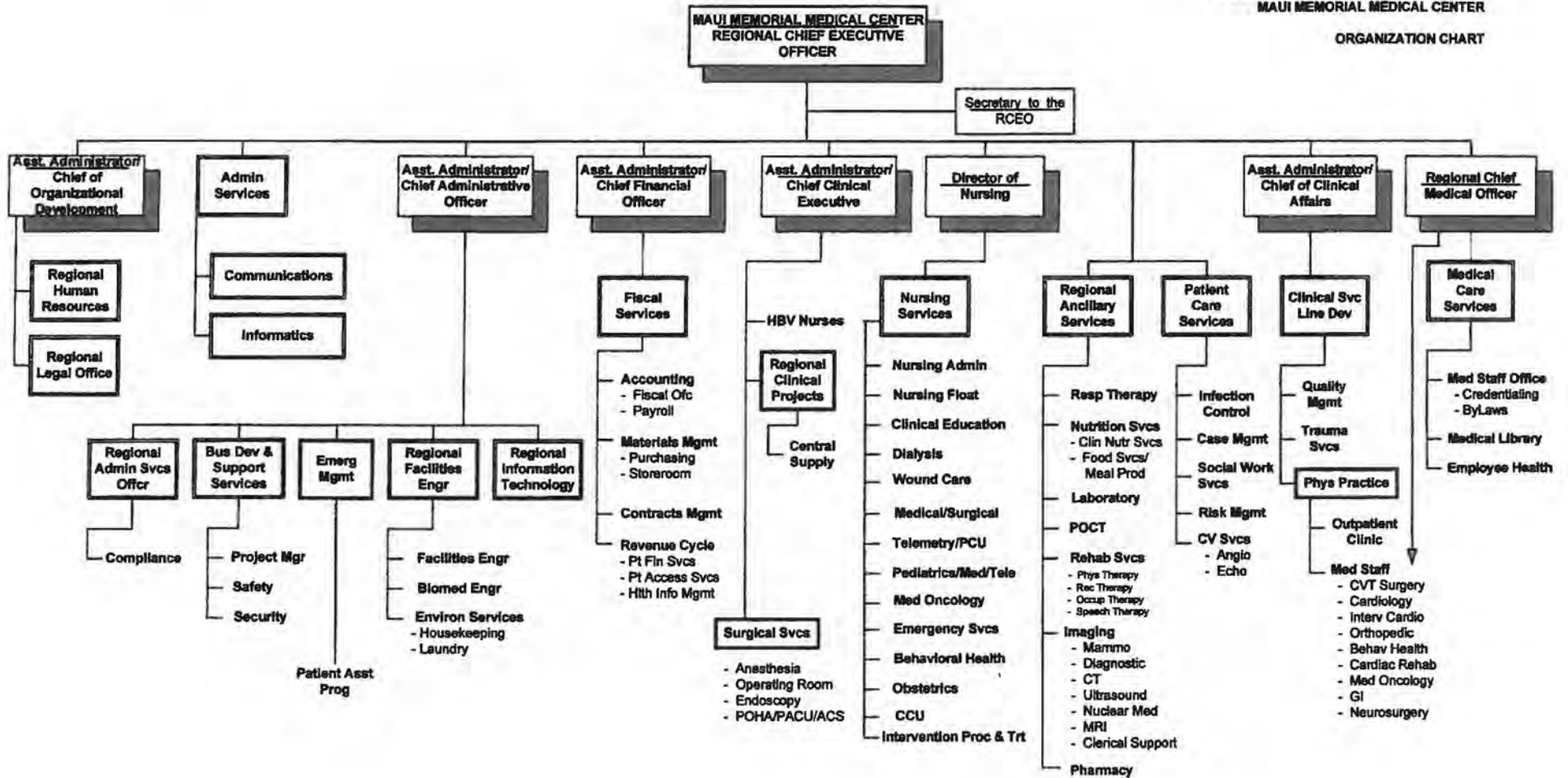
~25% FTE  
^30% FTE  
^50% FTE  
\$60% FTE  
^70% FTE  
^75% FTE  
^80% FTE  
^^85% FTE  
\*\*90% FTE

TOTAL POSITIONS ON THIS CHART: 18.75  
@ Not included in position count.  
## Per Diem position not included in position count.  
+ Temporary Position not included in position count.

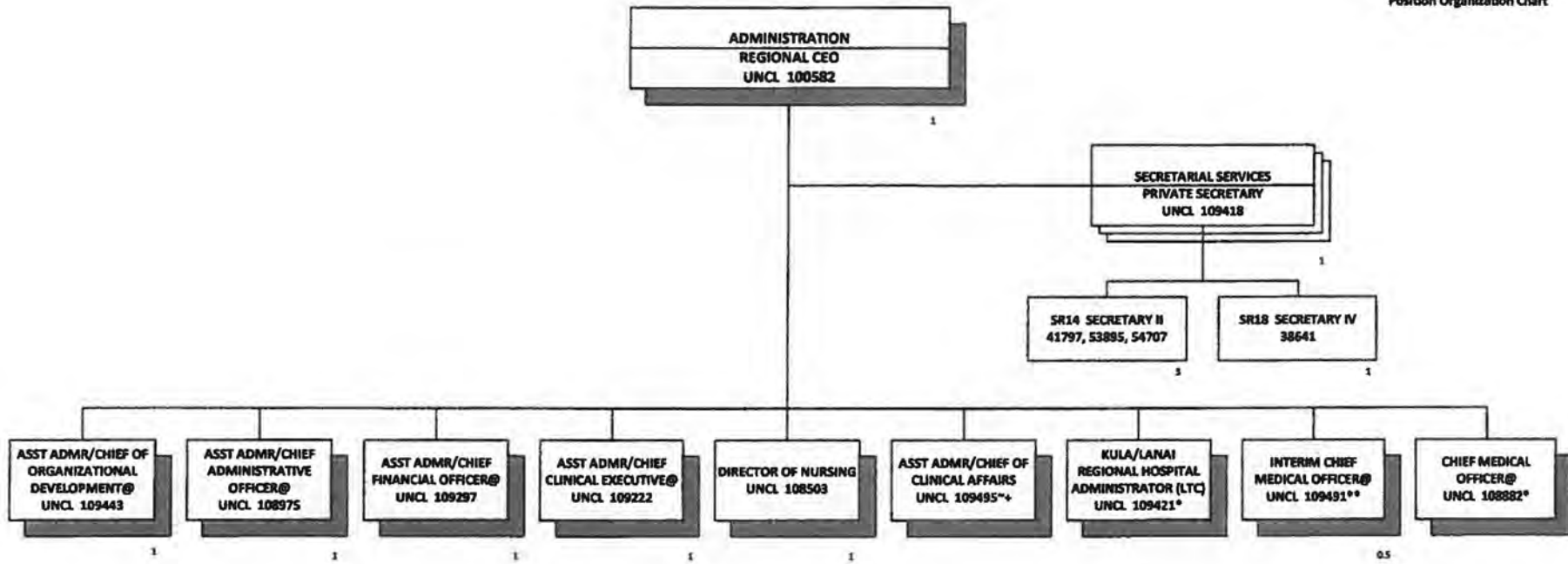


~25% FTE  
# 30% FTE  
\$ 50% FTE  
% 60% FTE  
^ 70% FTE  
\* 75% FTE  
^ 80% FTE  
^^ 85% FTE  
+ 90% FTE

TOTAL POSITIONS ON THIS CHART: 34.50  
@ Not Included In position count.  
## Per Diem position not included in position count.  
+ Temporary Position not included in position count.



Position Organization Chart

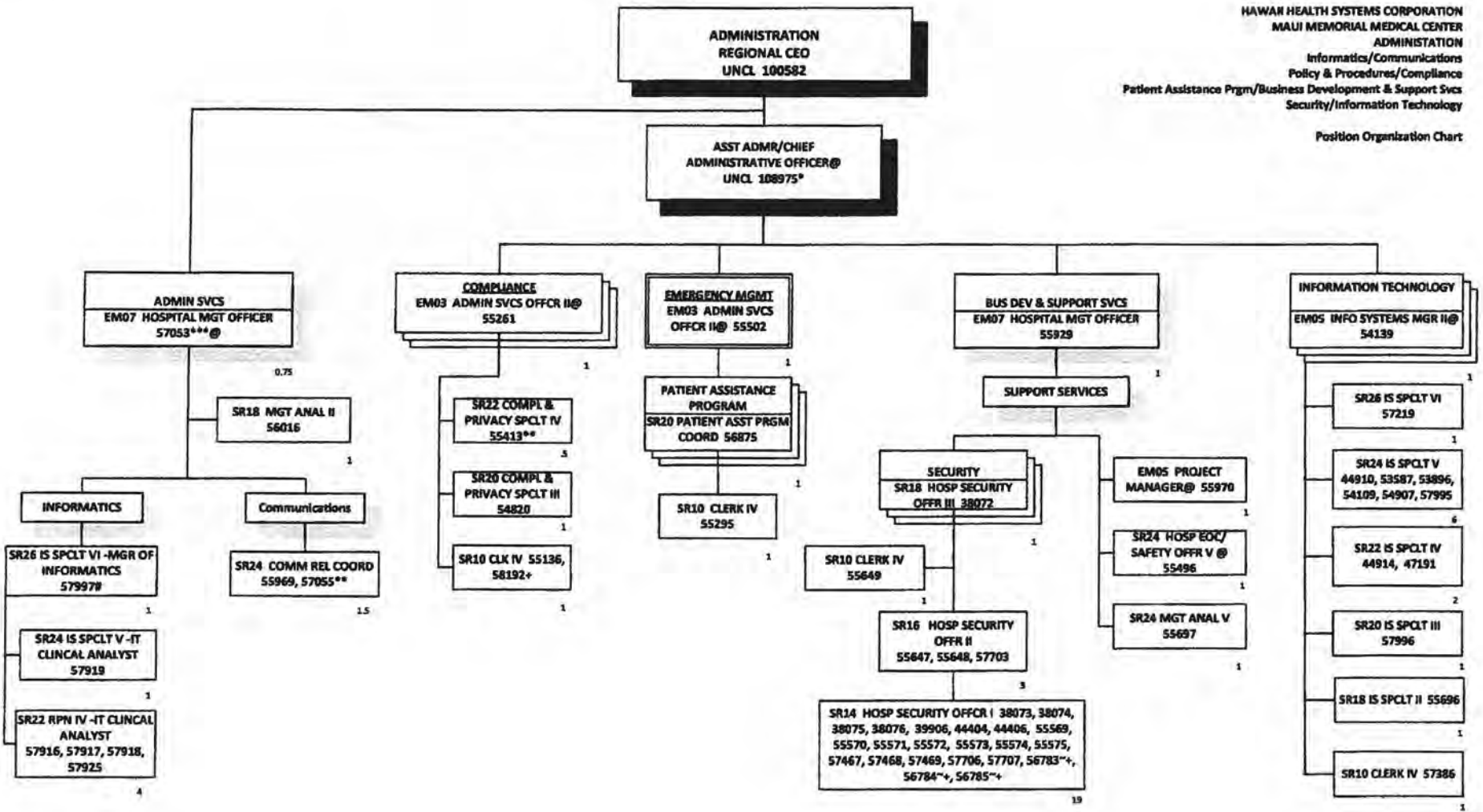


Rev. 12/31/2015  
 @ 30% FTE  
 \*\*50% FTE  
 \*Temporary Position, Not Included in Position Count  
 \*Not Included in Position Count on This Chart  
 @ INCLUDES OVERSIGHT OF KULA HOSPITAL & LANAI COMMUNITY HOSPITAL

Total Position FTE on This Chart: 11.5



Position Organization Chart



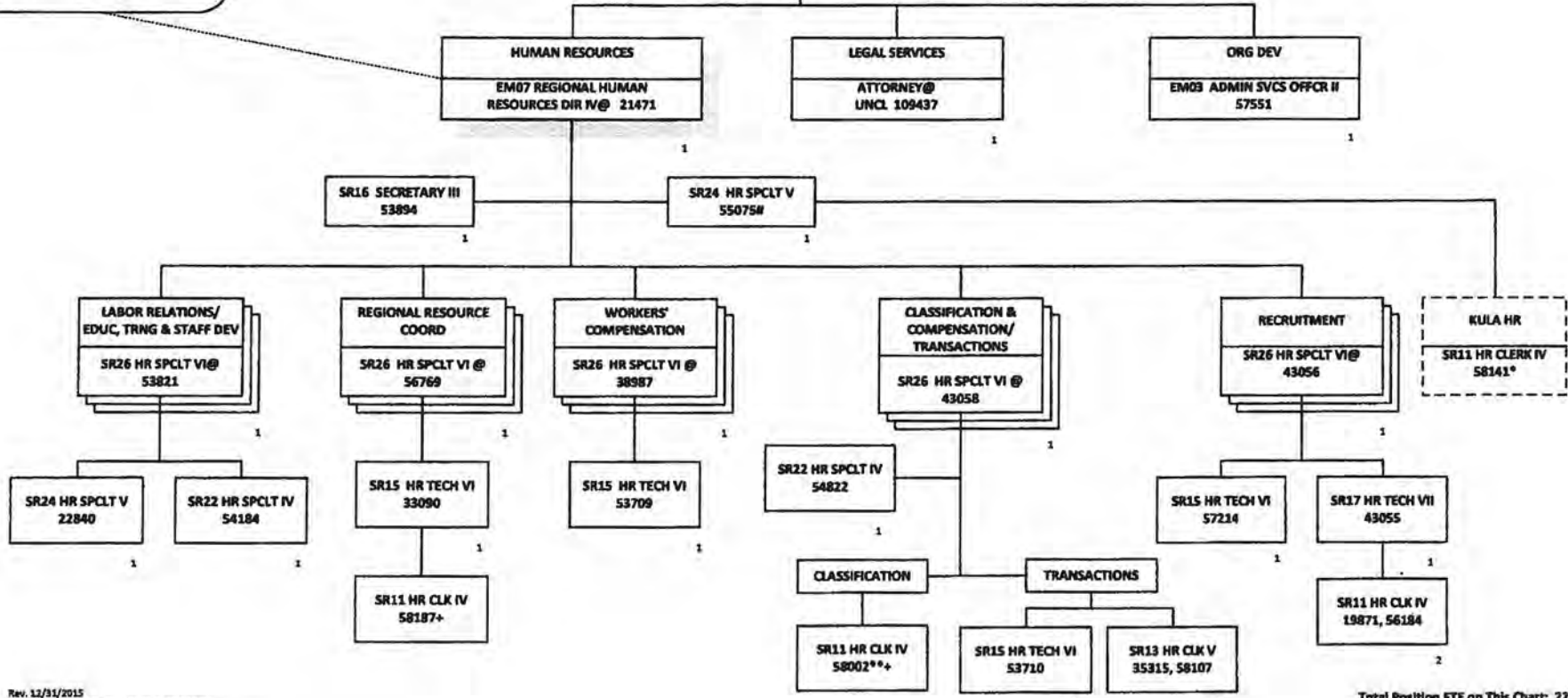
Rev. 12/31/2015  
 \*Not Included in Position Count on This Chart  
 \*\*50% FTE  
 \*\*\*50% FTE  
 +Temporary Position, Not Included in Position Count  
 #Provides oversight for clinical informatics duties for the Pharmacist I, position no. 55088  
 Includes Providing Assistance to KULA HOSPITAL & LANAI COMMUNITY HOSPITAL.

Total Position FTE on This Chart: 56.75

Position Organization Chart

ASST ADMR/CHIEF OF ORGANIZATIONAL  
 DEVELOPMENT@  
 UNCL 109443\*

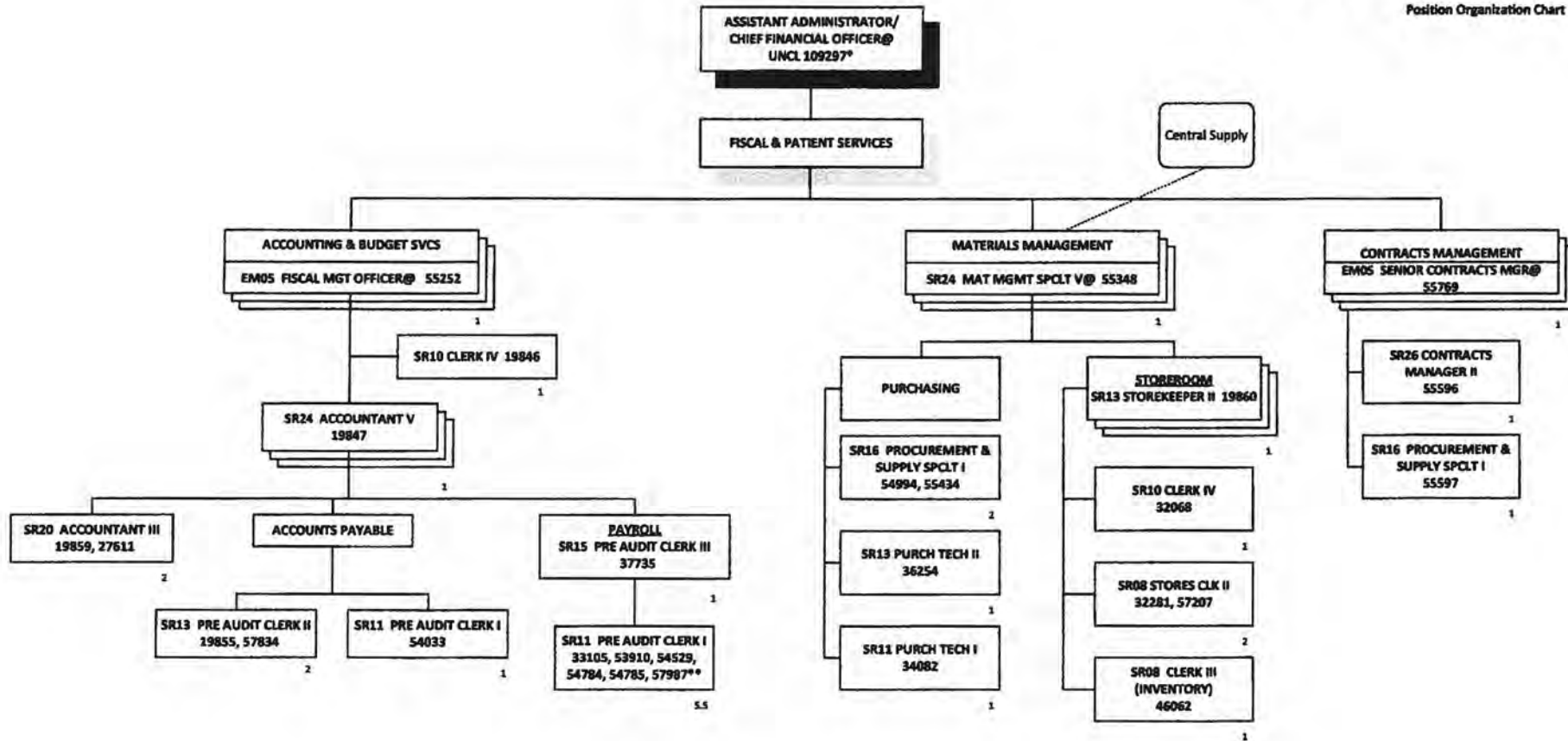
HHSC, Director of Human Resources  
 103493\*



Rev. 12/31/2015  
 \*Not Included in Position Count on This Chart  
 \*\*50% FTE  
 +Temporary Position, Not Included in Position Count  
 #Provides Direct Supervision to the HR Clerk IV, Position No.58141, Located at Kula Hospital  
 @Includes providing assistance to KULA HOSPITAL & LANAI COMMUNITY HOSPITAL

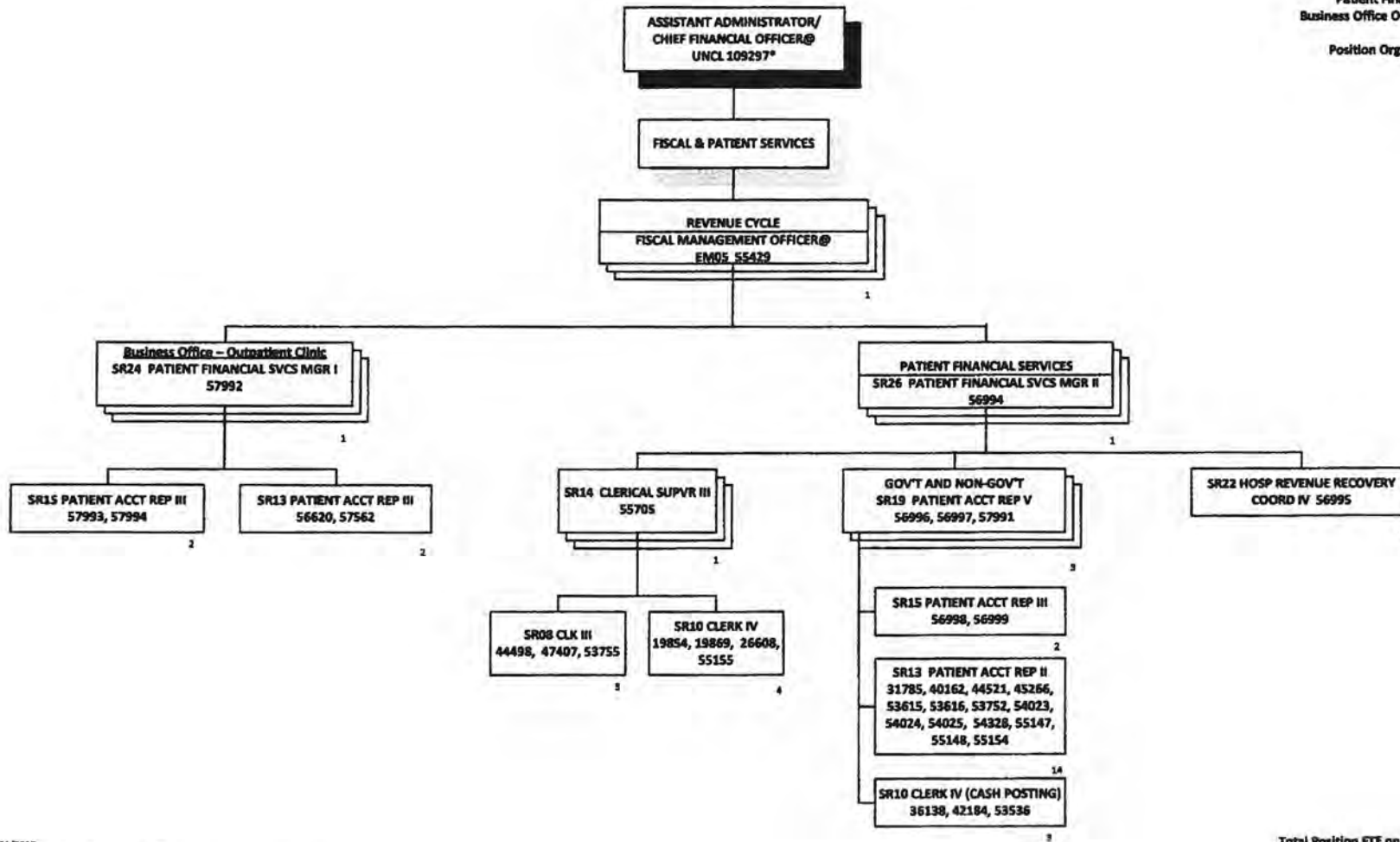
Total Position FTE on This Chart: 22

Position Organization Chart



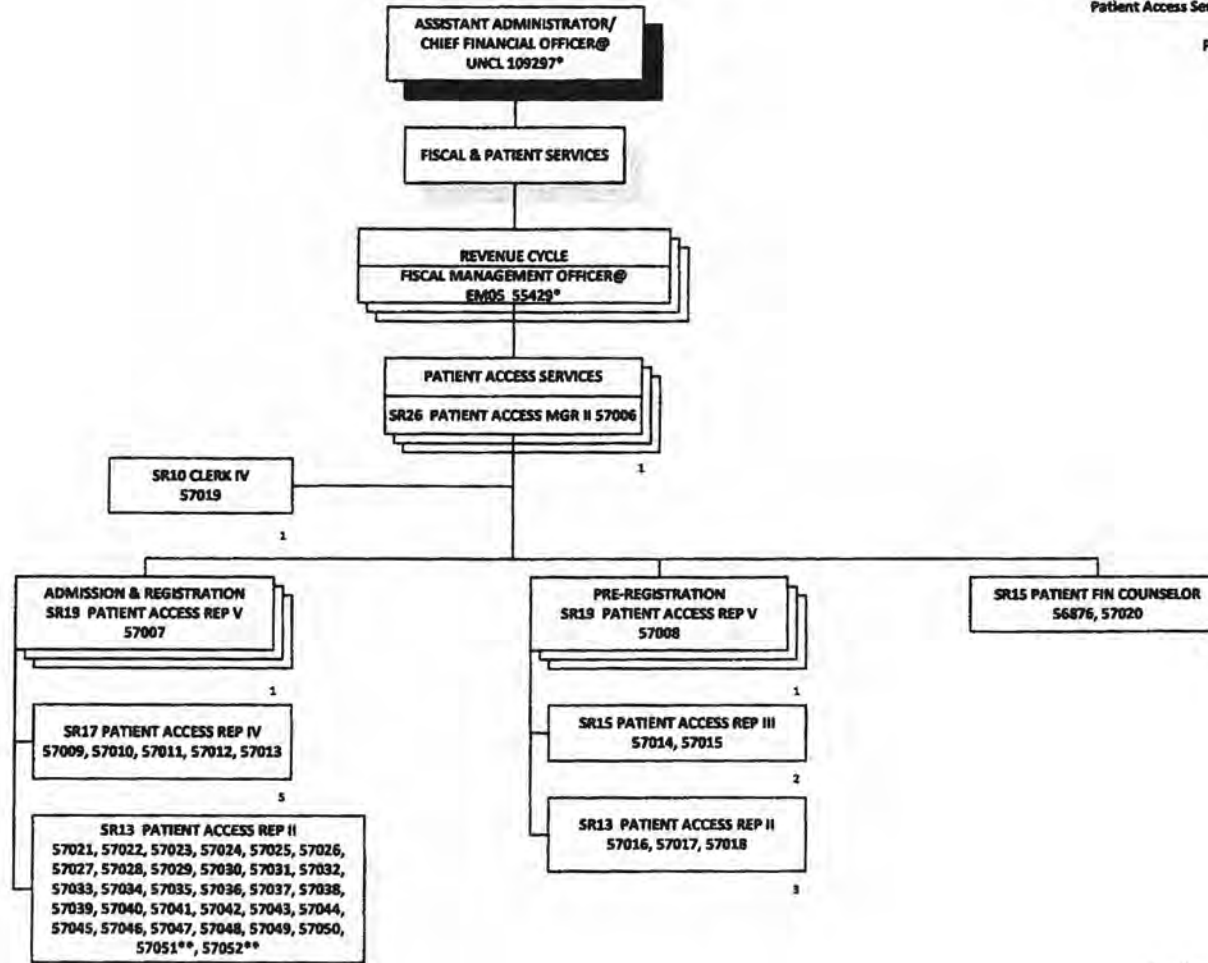
Rev. 12/31/2015  
 \*Not Included in Position Count on This Chart  
 \*\*50% FTE  
 @Includes providing assistance to KULA HOSPITAL & LANAI COMMUNITY HOSPITAL

Total Position FTE on This Chart: 27.5



Rev. 12/31/2015  
 \*Not Included in Position Count on This Chart  
 @Includes providing assistance to KULA HOSPITAL & LANAI COMMUNITY HOSPITAL

Total Position FTE on This Chart: 38



Rev. 12/31/2015

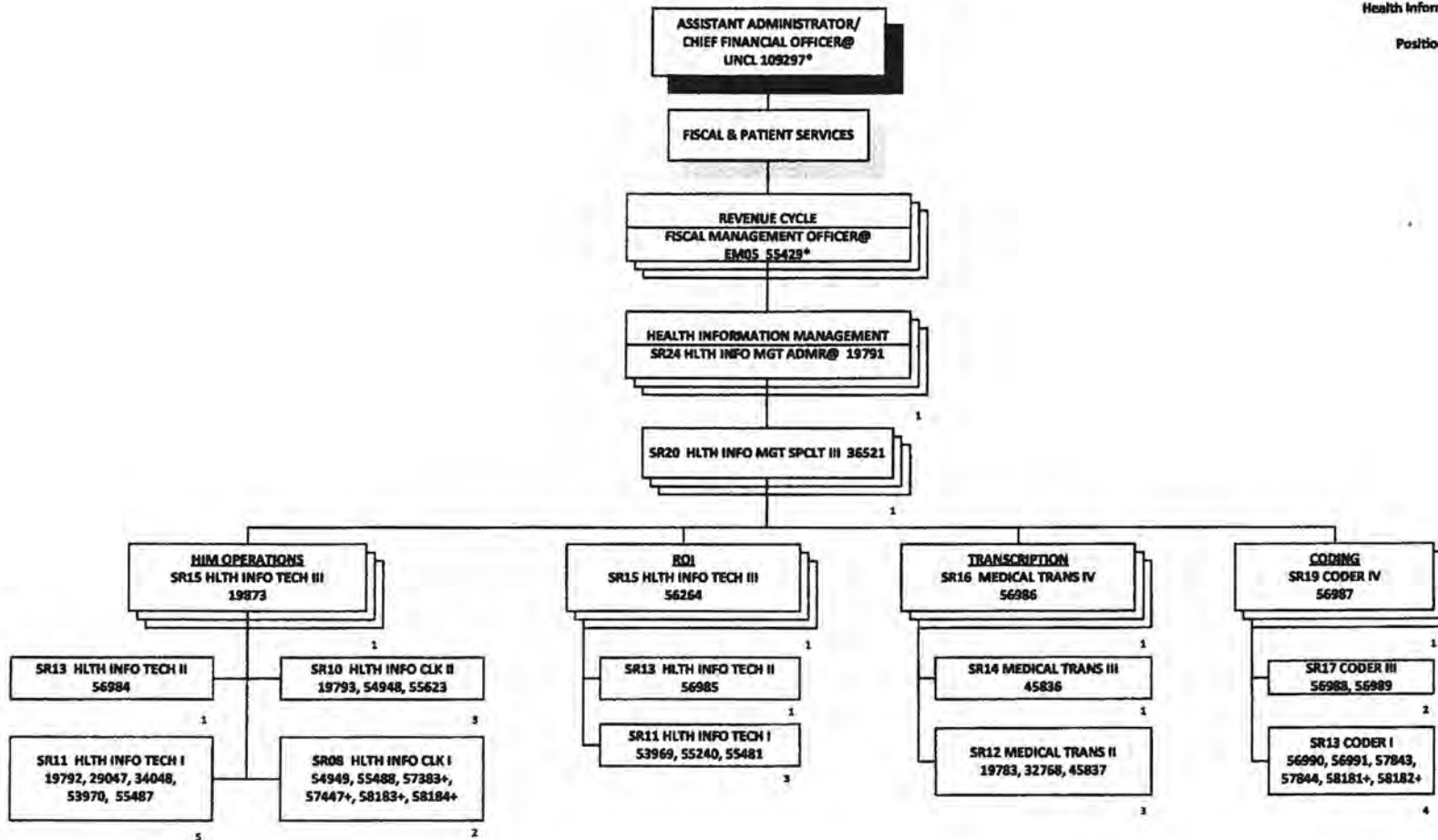
\*Not Included in Position Count on This Chart

\*\*50% FTE

@Includes providing assistance to KULA HOSPITAL & LANAI COMMUNITY HOSPITAL

31

Total Position FTE on This Chart: 47

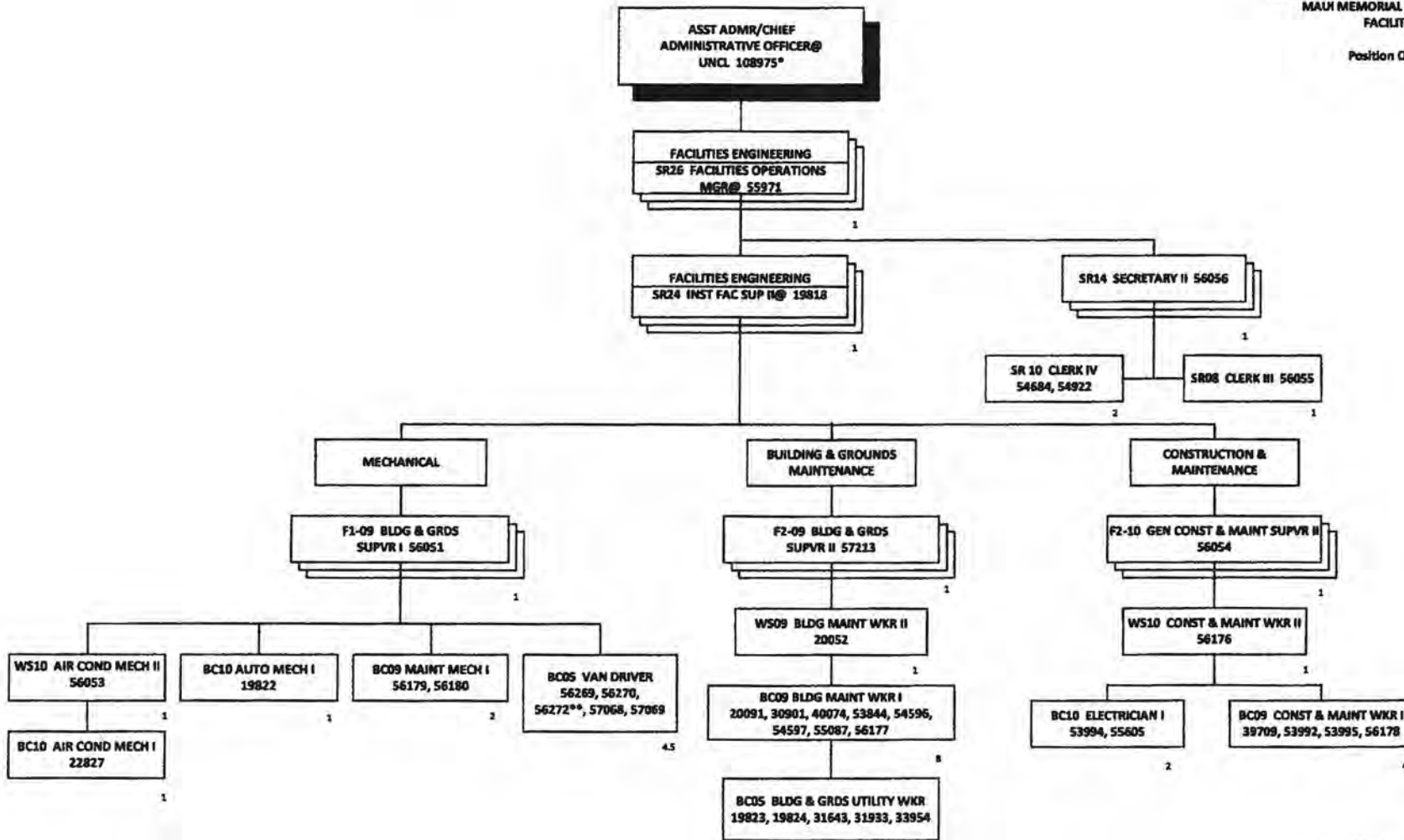


Rev. 12/31/2015  
 \*Not Included in Position Count on This Chart  
 +Temporary Position, Not Included in Position Count  
 @Includes providing assistance to KULA HOSPITAL & LANAI COMMUNITY HOSPITAL



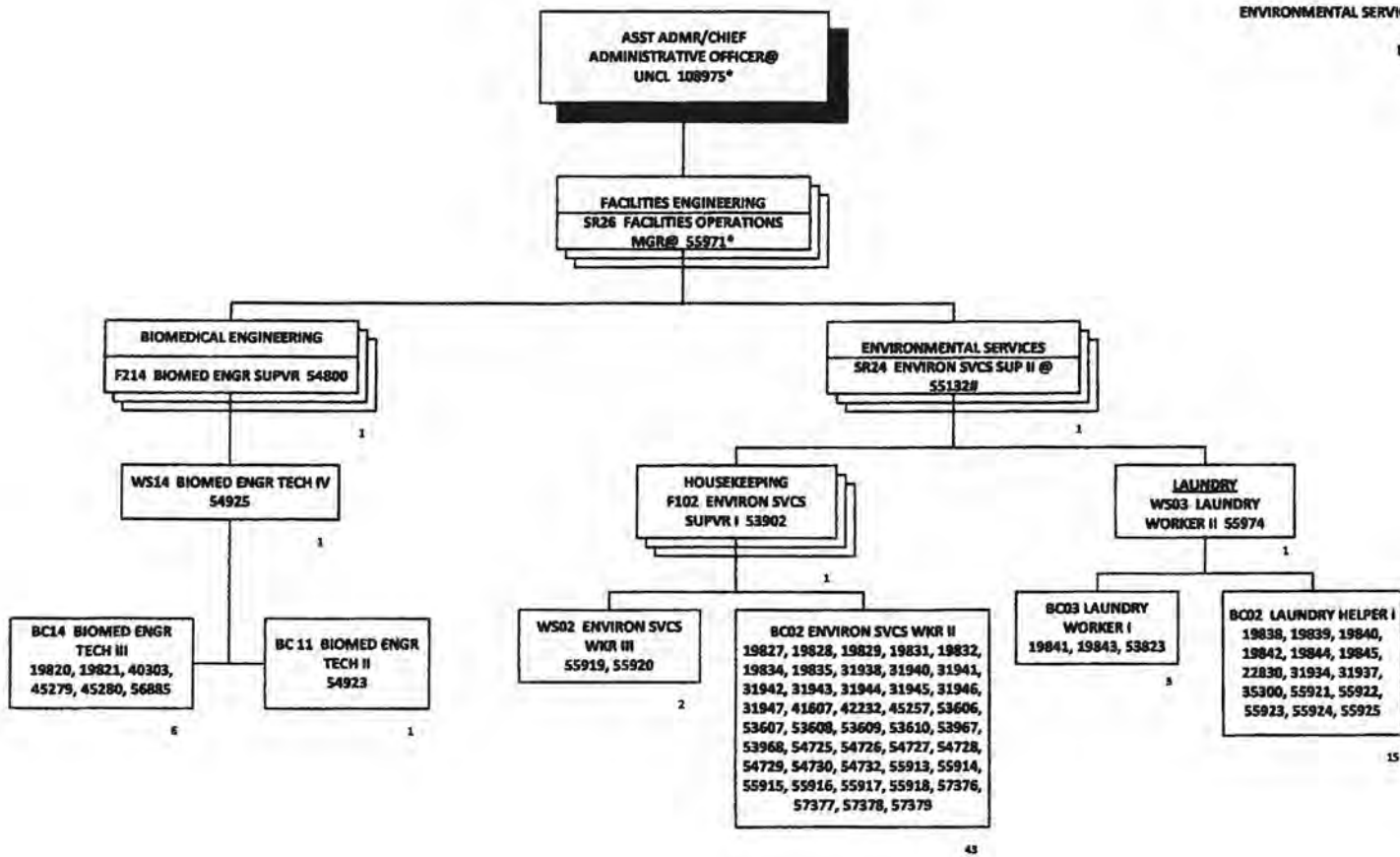
HAWAII HEALTH SYSTEMS CORPORATION  
 MAUI MEMORIAL MEDICAL CENTER  
 FACILITIES ENGINEERING

Position Organization Chart



Rev. 12/31/2015  
 \*Not Included in Position Count on This Chart  
 \*\*50% FTE  
 @Includes providing assistance to KUIA HOSPITAL & LANAI COMMUNITY HOSPITAL

Total Position FTE on This Chart: 39.5



Rev. 12/31/2015

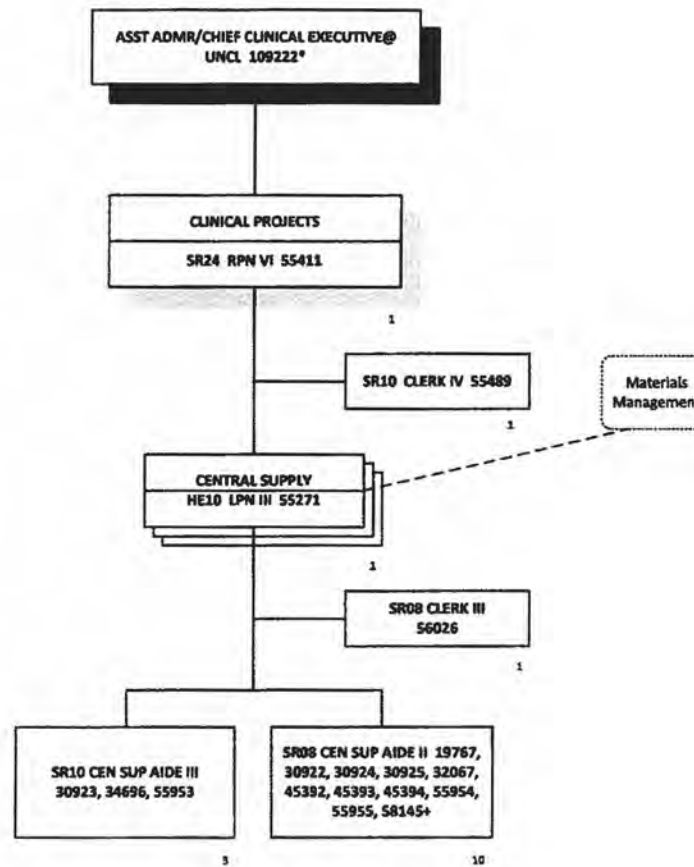
\*Not Included in Position Count on This Chart

@Position Provides Direct Supervision to the Housekeeping Dept at Kula Hospital and Indirect Supervision to the Housekeeping Dept at Lanai Community Hospital

@Includes providing assistance to KULA HOSPITAL & LANAI COMMUNITY HOSPITAL

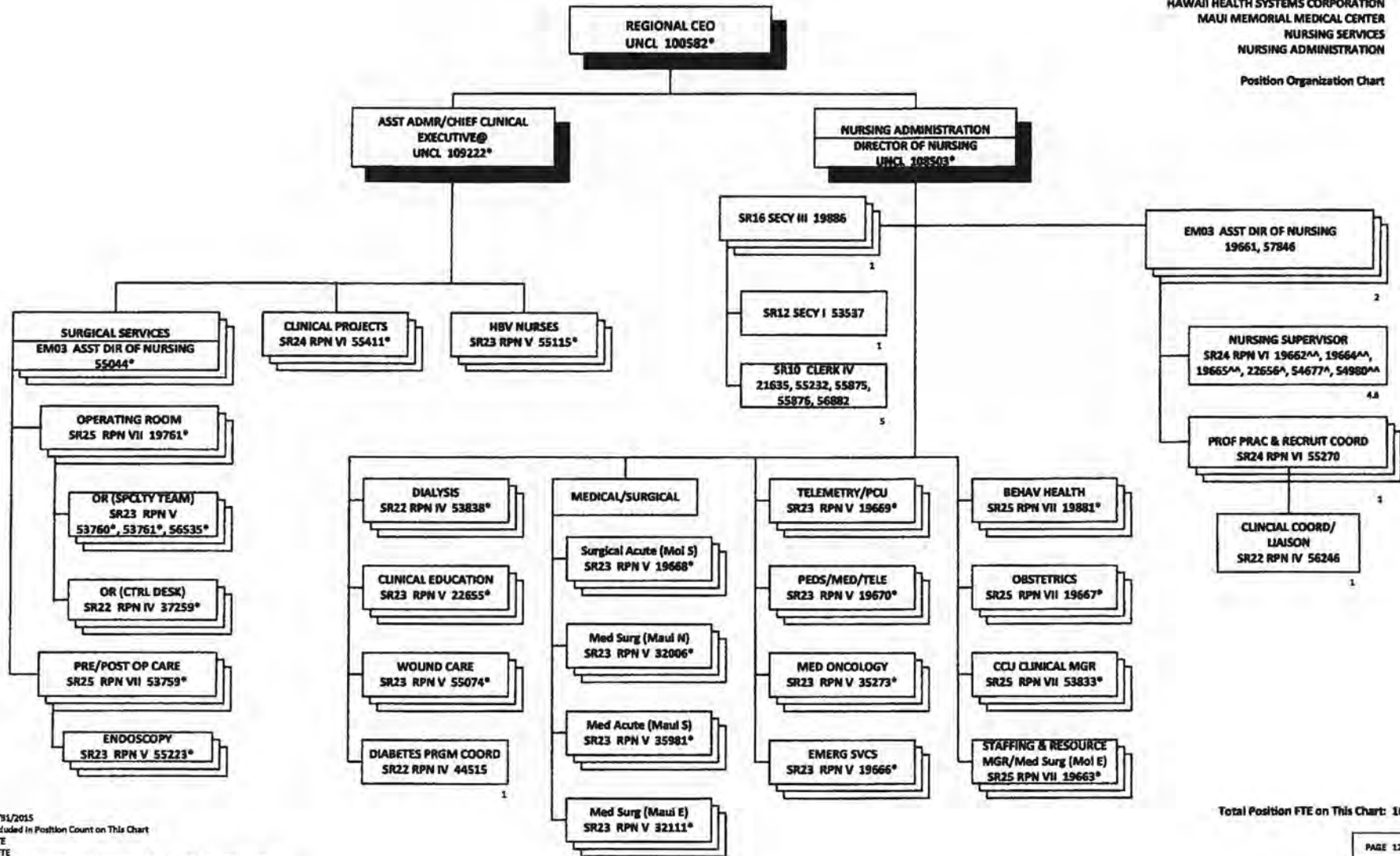
Total Position FTE on This Chart: 75

Position Organization Chart



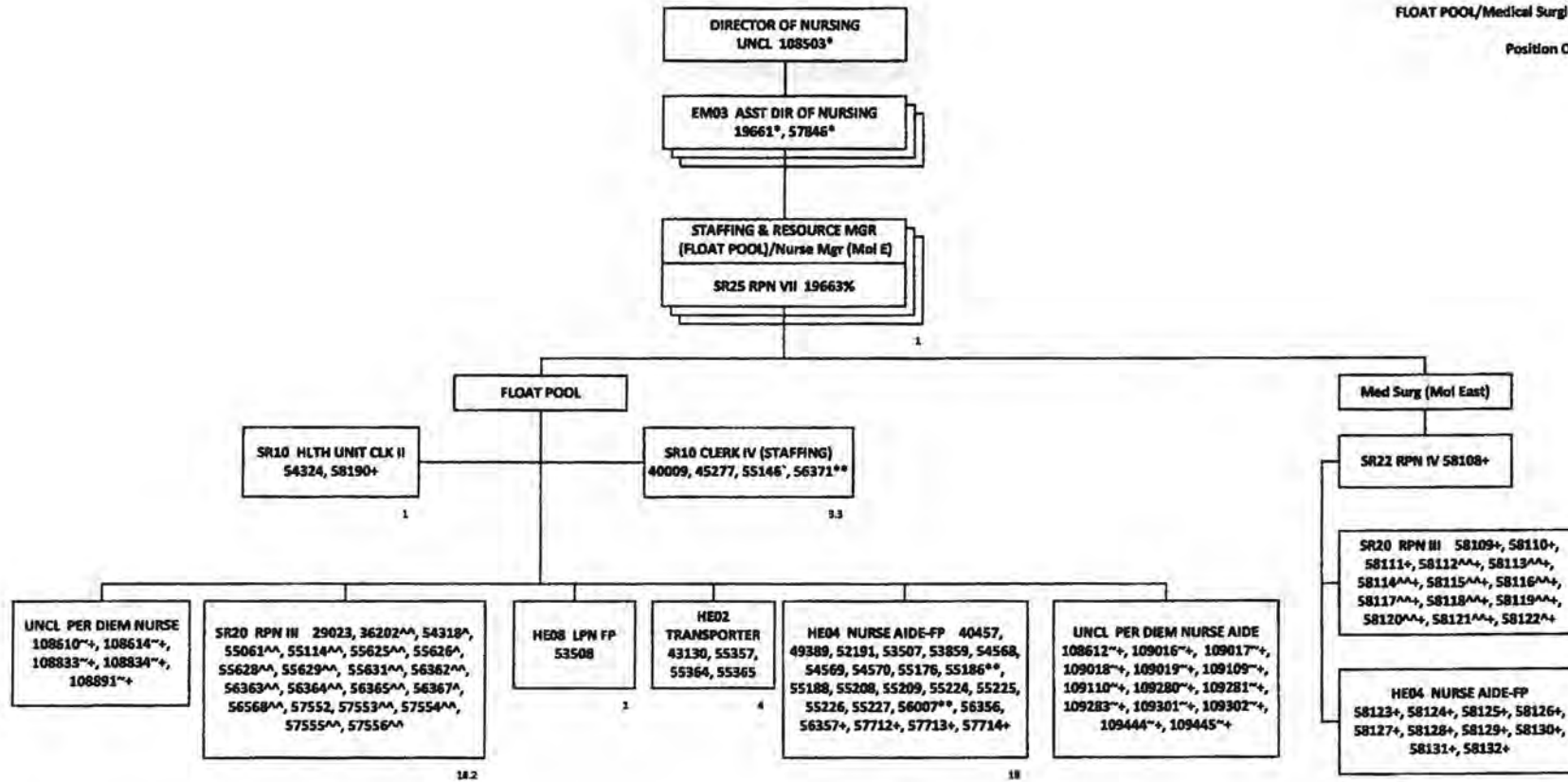
Rev. 12/31/2015  
 +Temporary Position, Not Included in Position Count  
 \*Not Included in Position Count on This Chart

Total Position FTE on This Chart: 17



Rev. 12/31/2015  
 \*Not Included in Position Count on This Chart  
 ^60% FTE  
 ^^90% FTE  
 @INCLUDES OVERSIGHT OF KULA HOSPITAL & LANAI COMMUNITY HOSPITAL

Total Position FTE on This Chart: 16.8



Rev. 12/31/2015

\*Not included in Position Count on This Chart

\*\*30% FTE

\*\*50% FTE

\*\*60% FTE

\*\*80% FTE

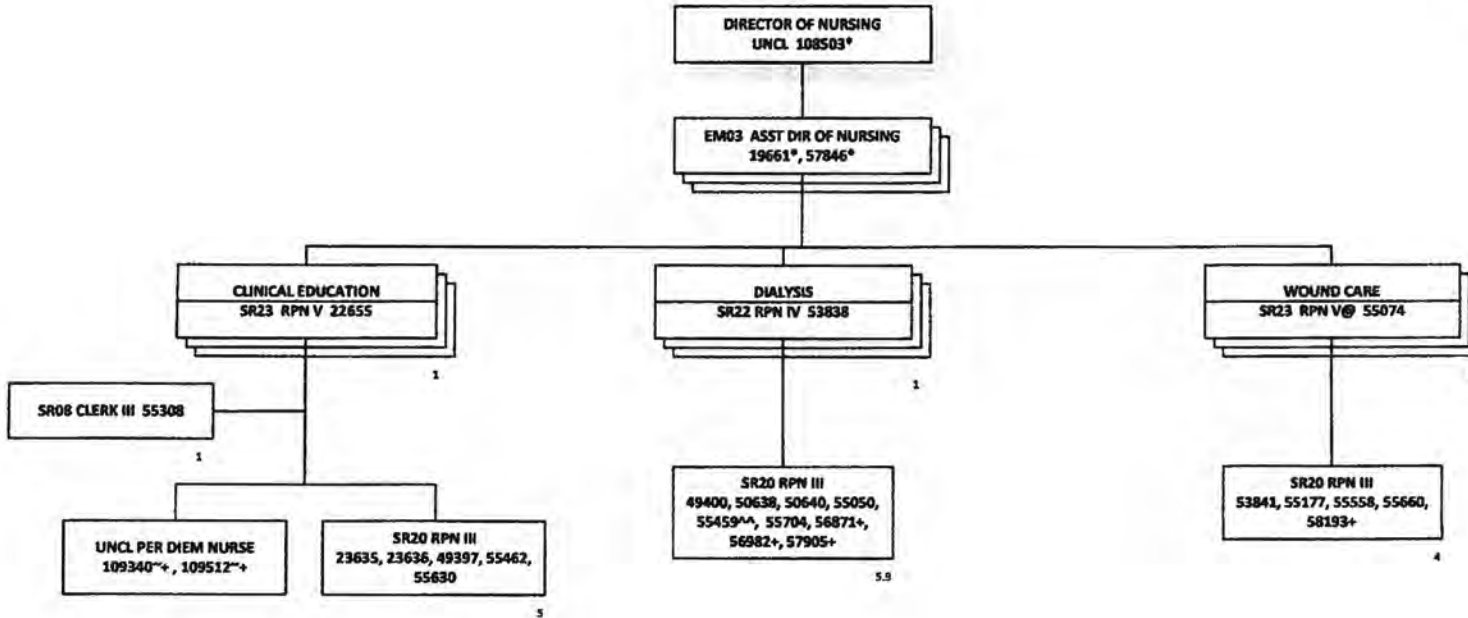
\*\*90% FTE

%TEMPORARY REALLOCATION, NTE 12/31/2015

+Temporary Position, Not Included in Position Count

Total Position FTE on This Chart: 46.5

Position Organization Chart



Rev. 12/31/2015

\*Not Included in Position Count on This Chart

~30% FTE

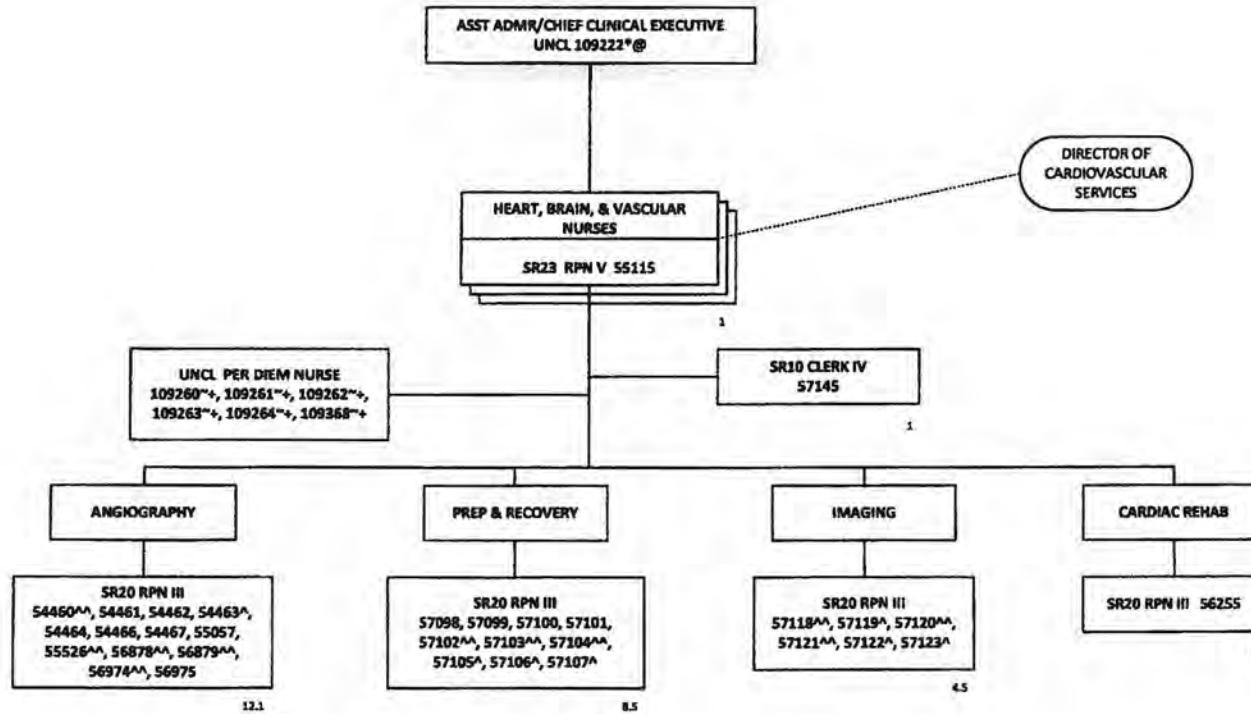
^^90% FTE

+ Temporary Position, Not Included in Position Count

@ Includes providing assistance to KULA HOSPITAL & LANAI COMMUNITY HOSPITAL

Total Position FTE on This Chart: 18.9





Rev. 12/31/2015

\*Not Included in Position Count on This Chart

~30% FTE

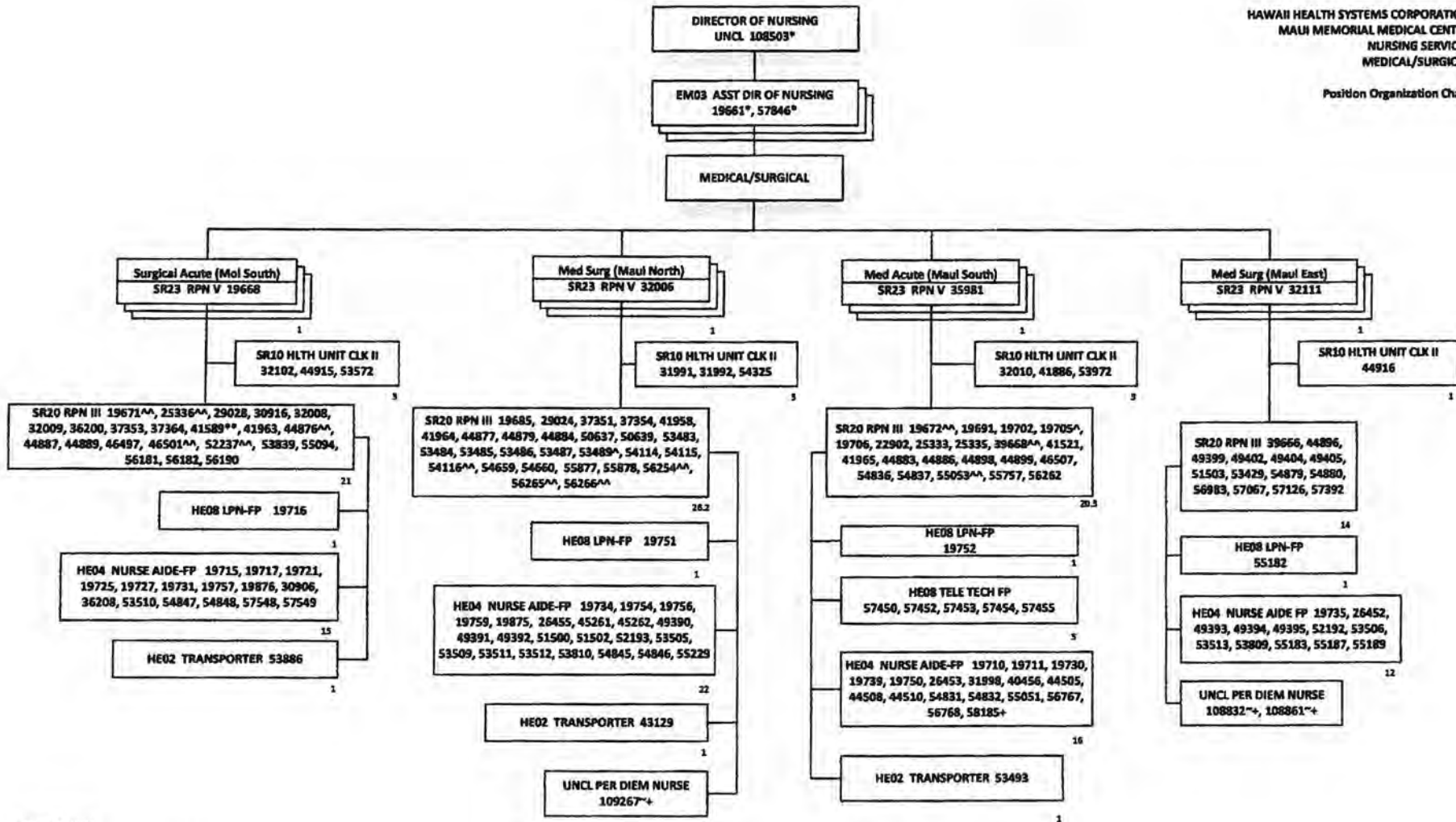
~60% FTE

~90% FTE

+ Temporary Position, Not Included in Position Count

@ INCLUDES OVERSIGHT OF KULA HOSPITAL & LANAI COMMUNITY HOSPITAL

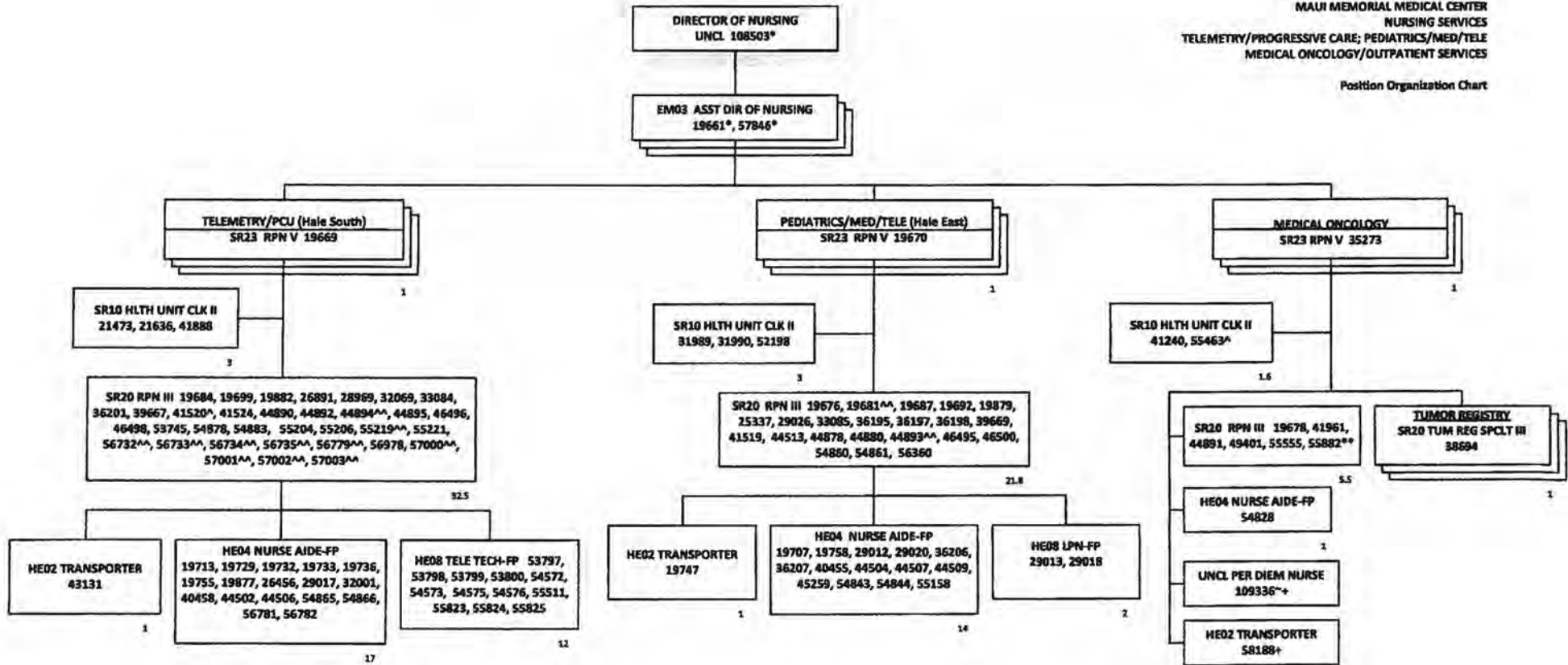
Total Position FTE on This Chart: 28.1



Rev. 12/31/2015  
 \*Not Included in Position Count on This Chart  
 ~30% FTE  
 \*\*50% FTE  
 ~60% FTE  
 \*\*90% FTE  
 +Temporary Position, Not Included in Position Count

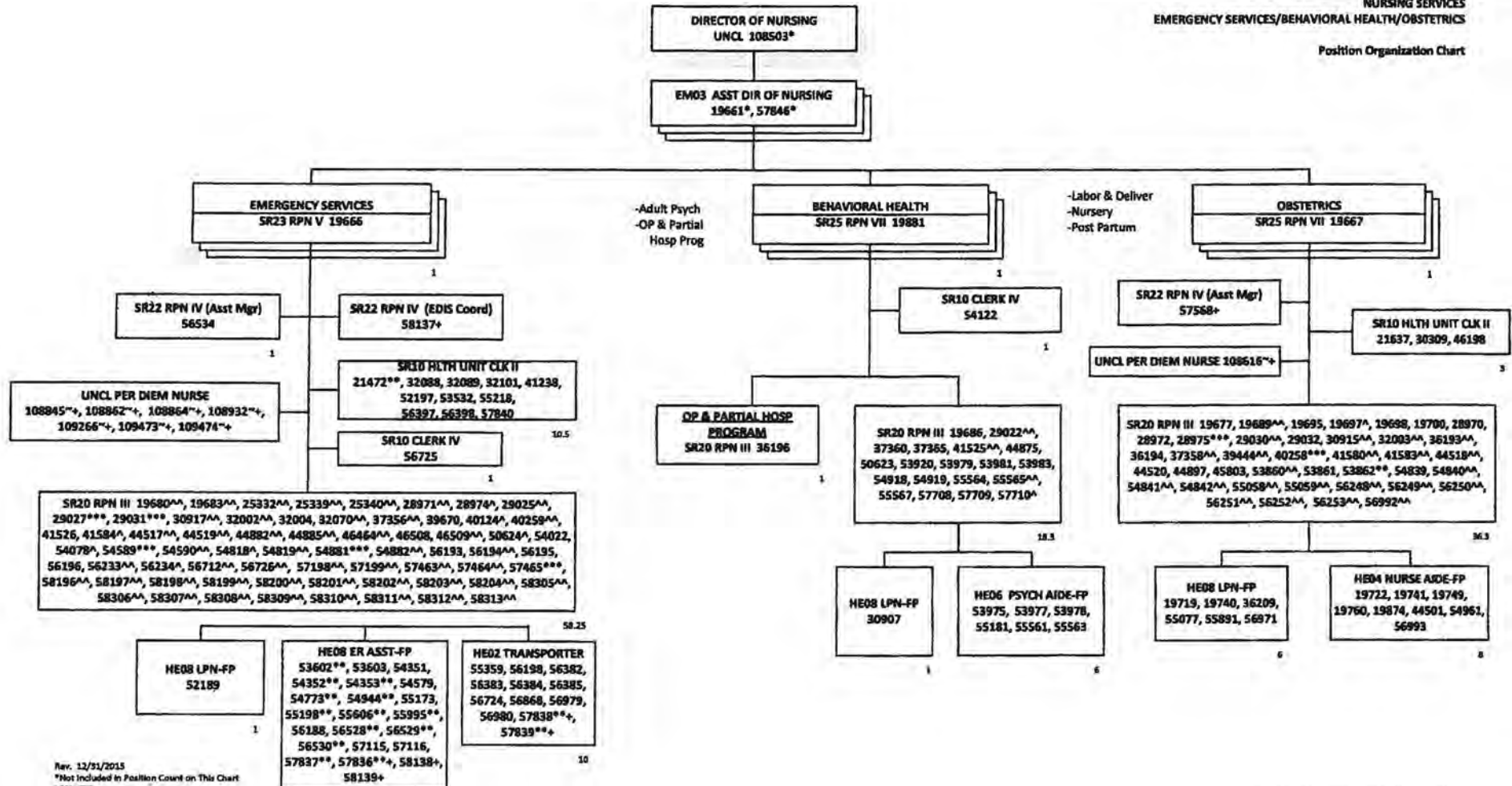
Total Position FTE on This Chart: 172.5

Position Organization Chart



Rev. 12/31/2015  
 \*Not Included in Position Count on This Chart  
 ~30% FTE  
 ^^50% FTE  
 ^60% FTE  
 ^^90% FTE  
 +Temporary Position, Not Included in Position Count

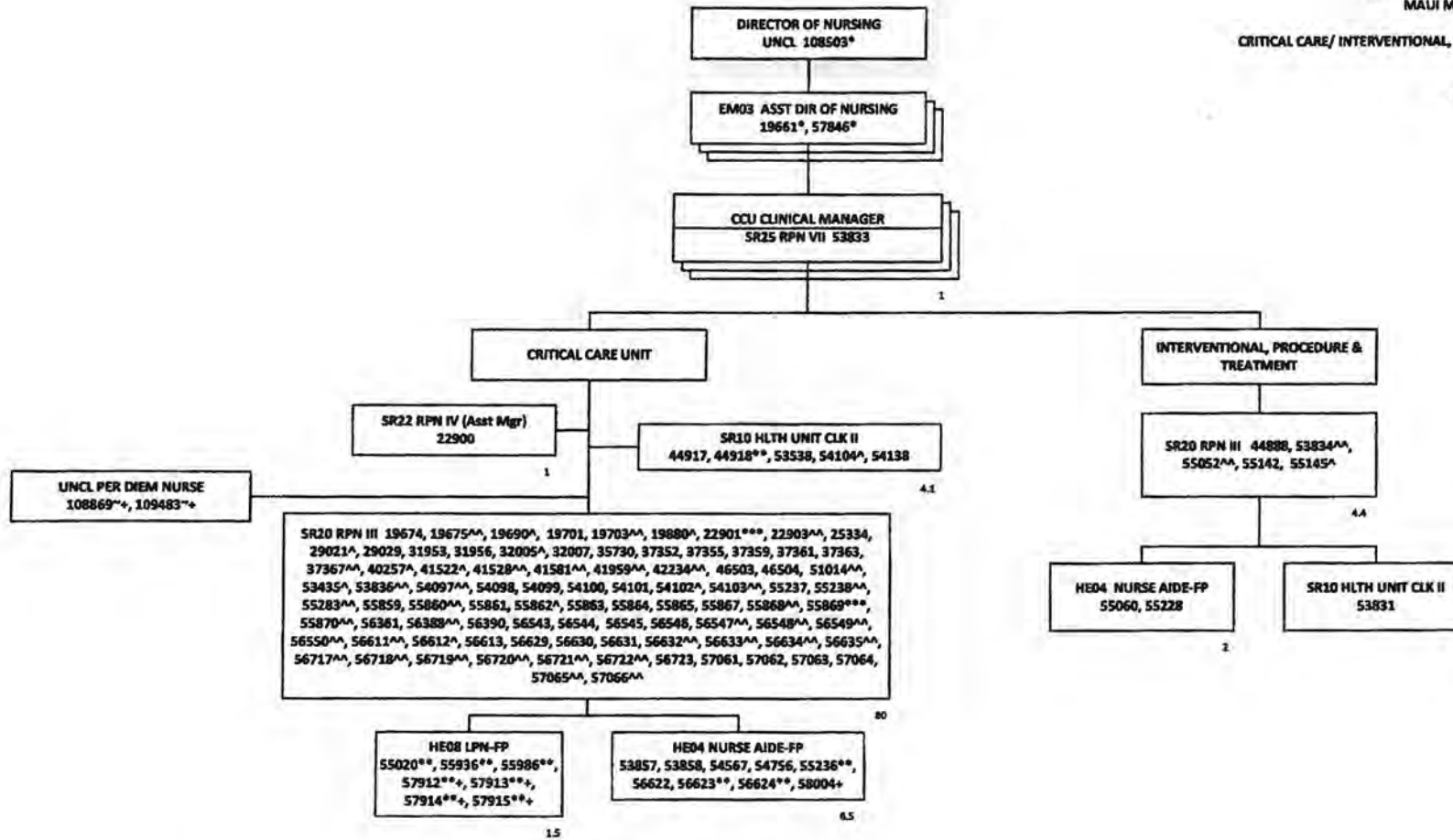
Total Position FTE on This Chart: 119.4



Rev. 12/31/2015  
 \*Not Included in Position Count on This Chart  
 ~30% FTE  
 \*\*50% FTE  
 \*\*\*60% FTE  
 \*\*\*\*75% FTE  
 \*\*\*\*\*90% FTE  
 +Temporary Position, Not Included in Position Count

Total Position FTE on This Chart: 178.35

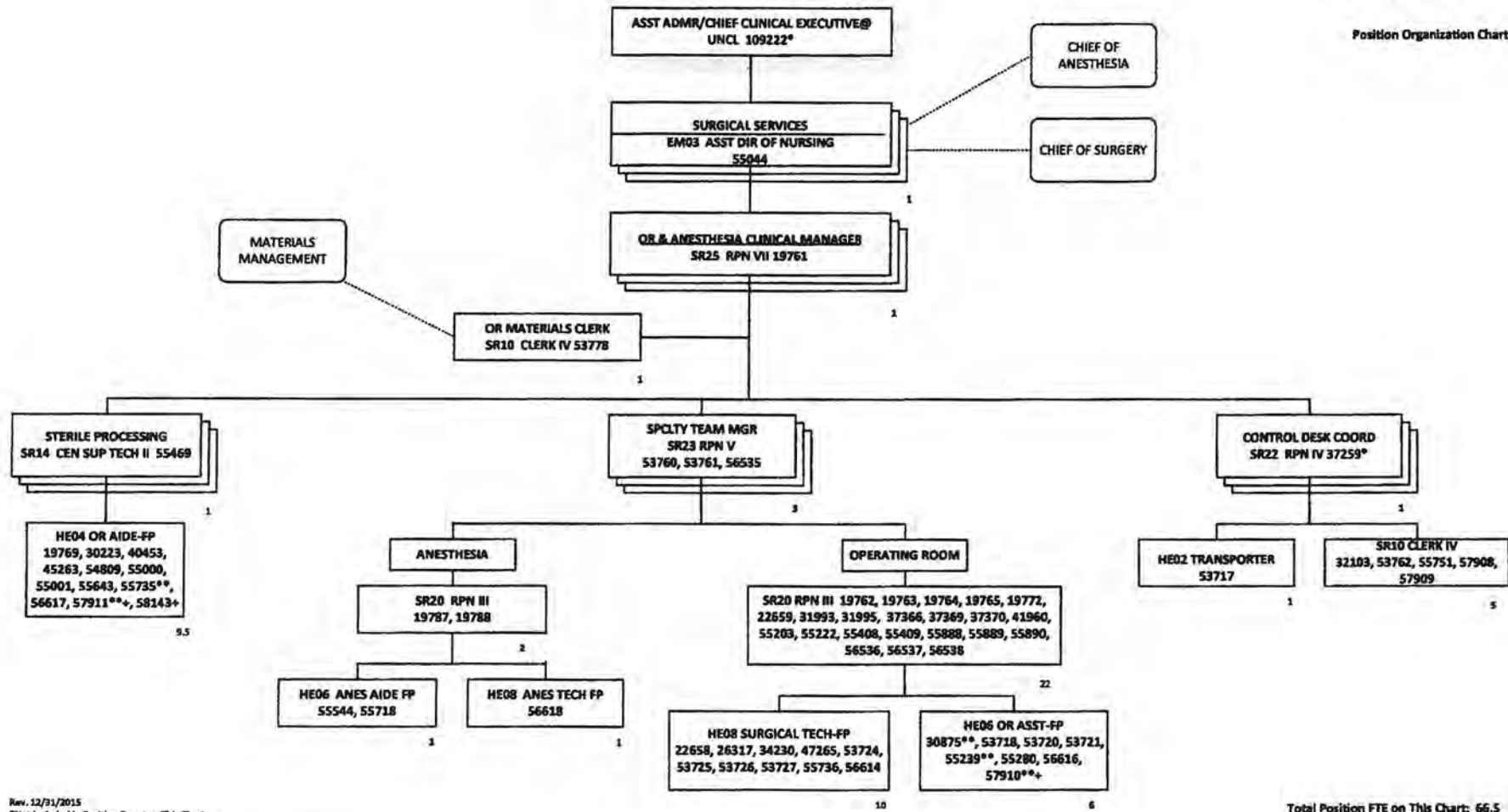
Position Organization Chart



Rev. 12/31/2015  
 \*Not Included in Position Count on This Chart  
 \*\*30% FTE  
 \*\*50% FTE  
 ^60% FTE  
 \*\*\*75% FTE  
 ^^90% FTE  
 †Temporary Position, Not Included in Position Count

Total Position FTE on This Chart: 101.5

Position Organization Chart

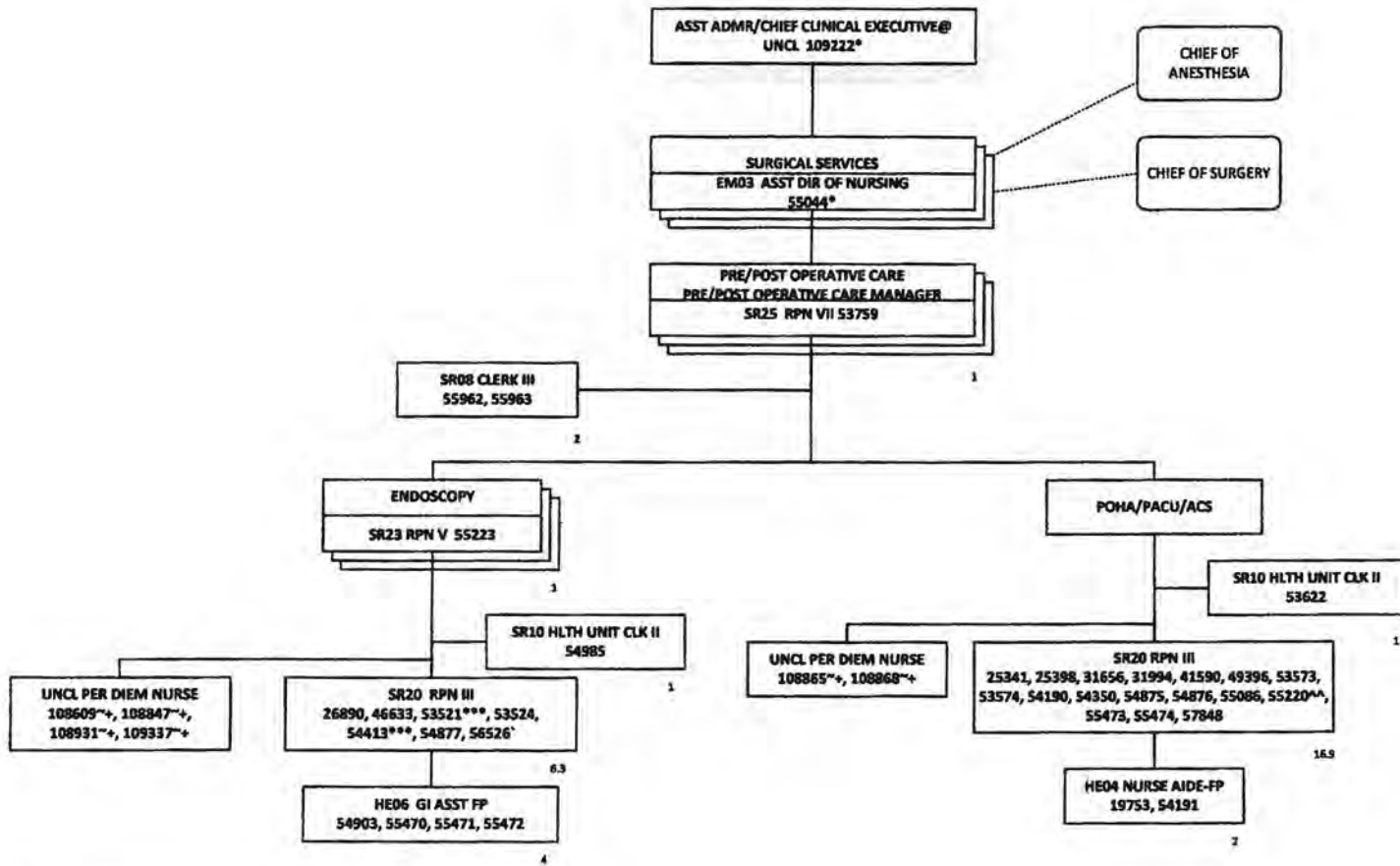


Rev. 12/31/2015  
 \*Not Included in Position Count on This Chart  
 \*\*50% FTE  
 \*\*90% FTE  
 † Temporary Position, Not Included in Position Count  
 @ INCLUDES OVERSIGHT OF KULA HOSPITAL & LANAI COMMUNITY HOSPITAL

Total Position FTE on This Chart: 66.5

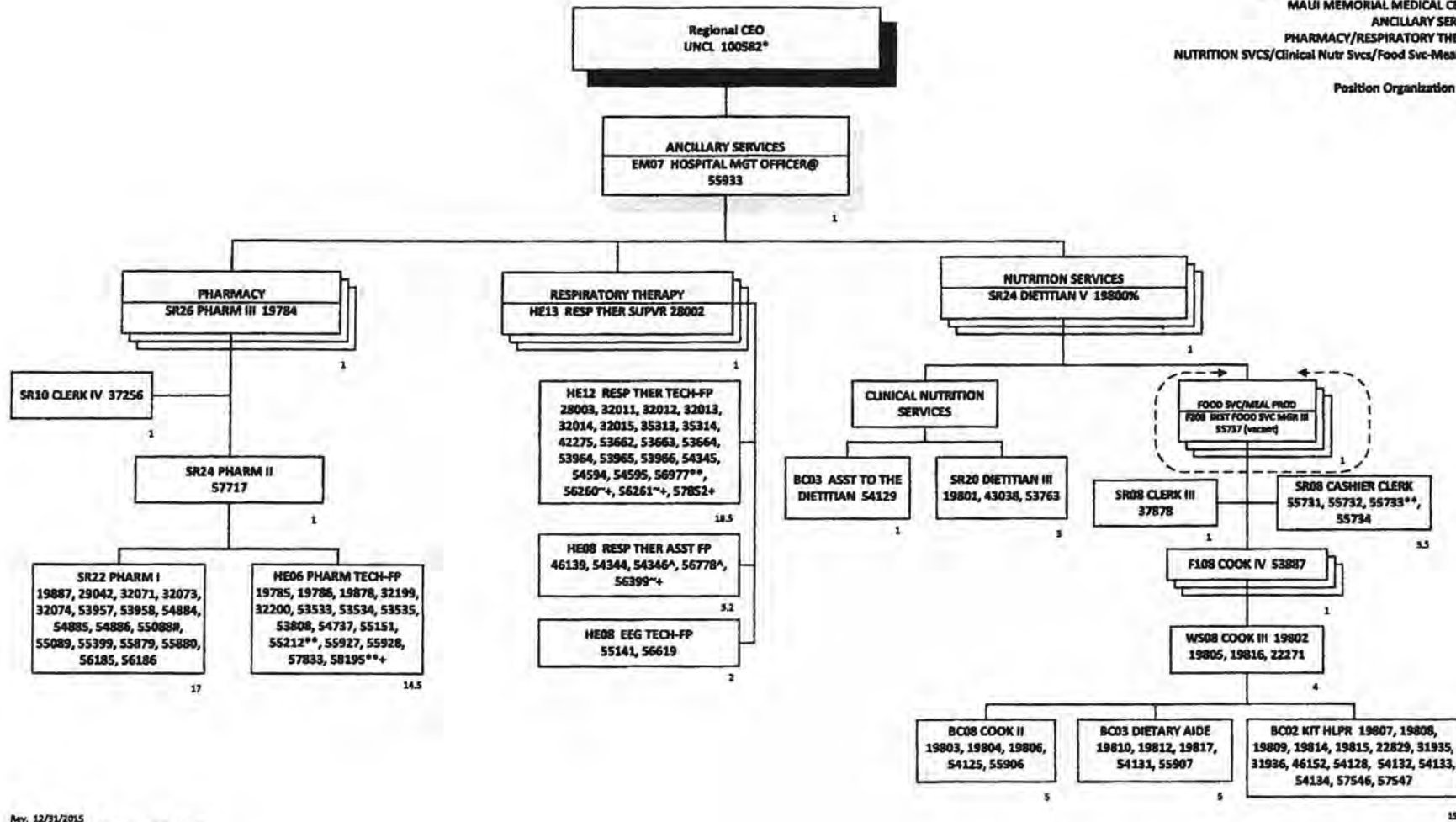


Position Organization Chart



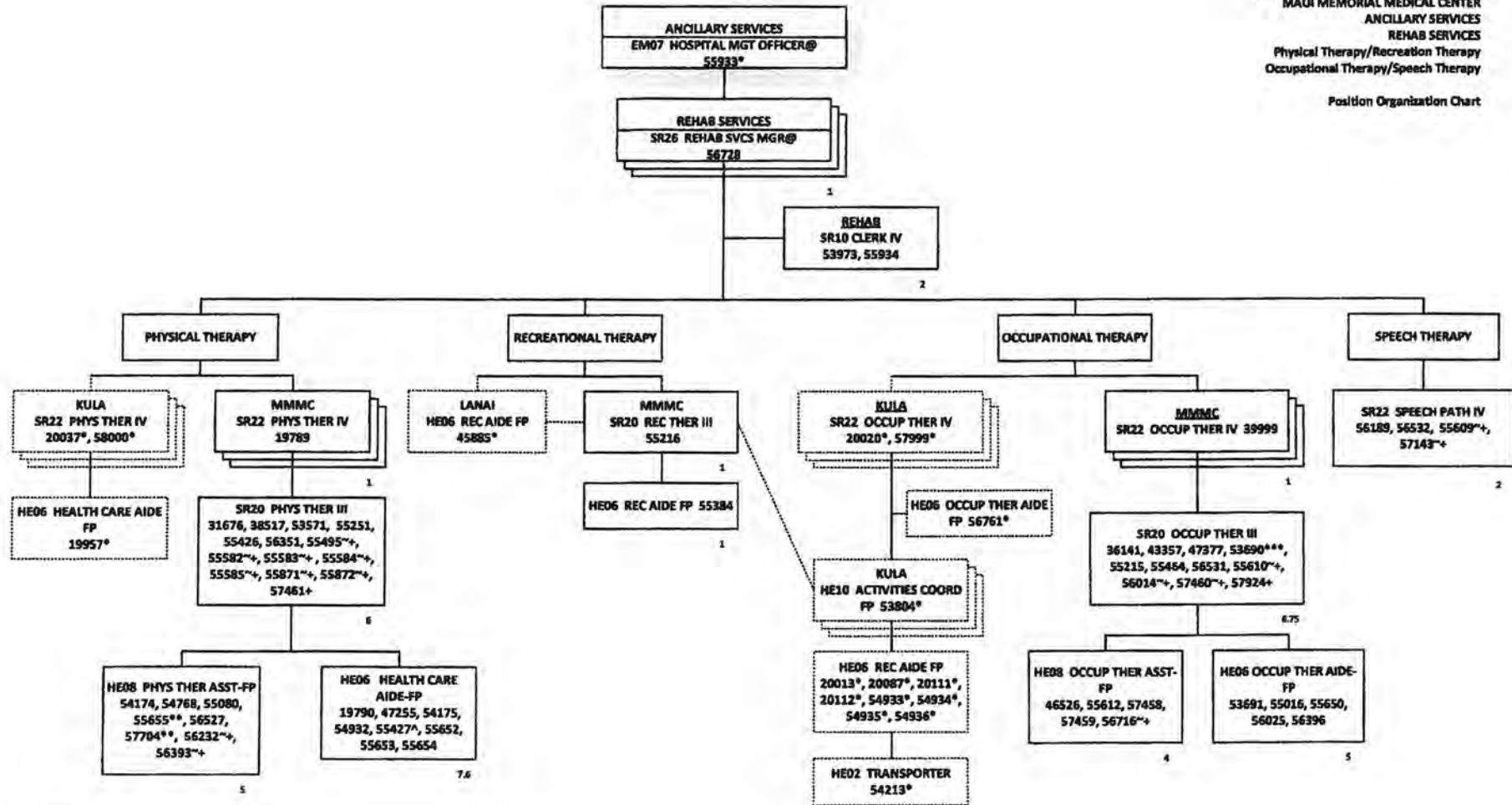
Rev. 12/31/2015  
 Not Included in Position Count on This Chart  
 ~30% FTE  
 ^60% FTE  
 \*\*\*75% FTE  
 \*80% FTE  
 ^^90% FTE  
 + Temporary Position, Not Included in Position Count  
 @INCLUDES OVERSIGHT OF KULA HOSPITAL & LANAI COMMUNITY HOSPITAL

Total Position FTE on This Chart: 35.2



Rev. 12/31/2015  
 \*Not Included in Position Count on This Chart  
 ~30% FTE  
 \*\*50% FTE  
 ^60% FTE  
 #TEMPORARY REALLOCATION, NTE 12/31/2015  
 @Receives Oversight For Clinical Informatics Duties from the IS Specialist VI, position no. 57997  
 +Temporary Position, Not Included in Position Count  
 @Includes providing assistance to KULA HOSPITAL & LAHAU COMMUNITY HOSPITAL

Total Position FTE on This Chart: 100.7



Rev. 12/31/2015

\*Not Included in Position Count on This Chart

-30% FTE

\*\*50% FTE

\*\*60% FTE

\*\*\*75% FTE

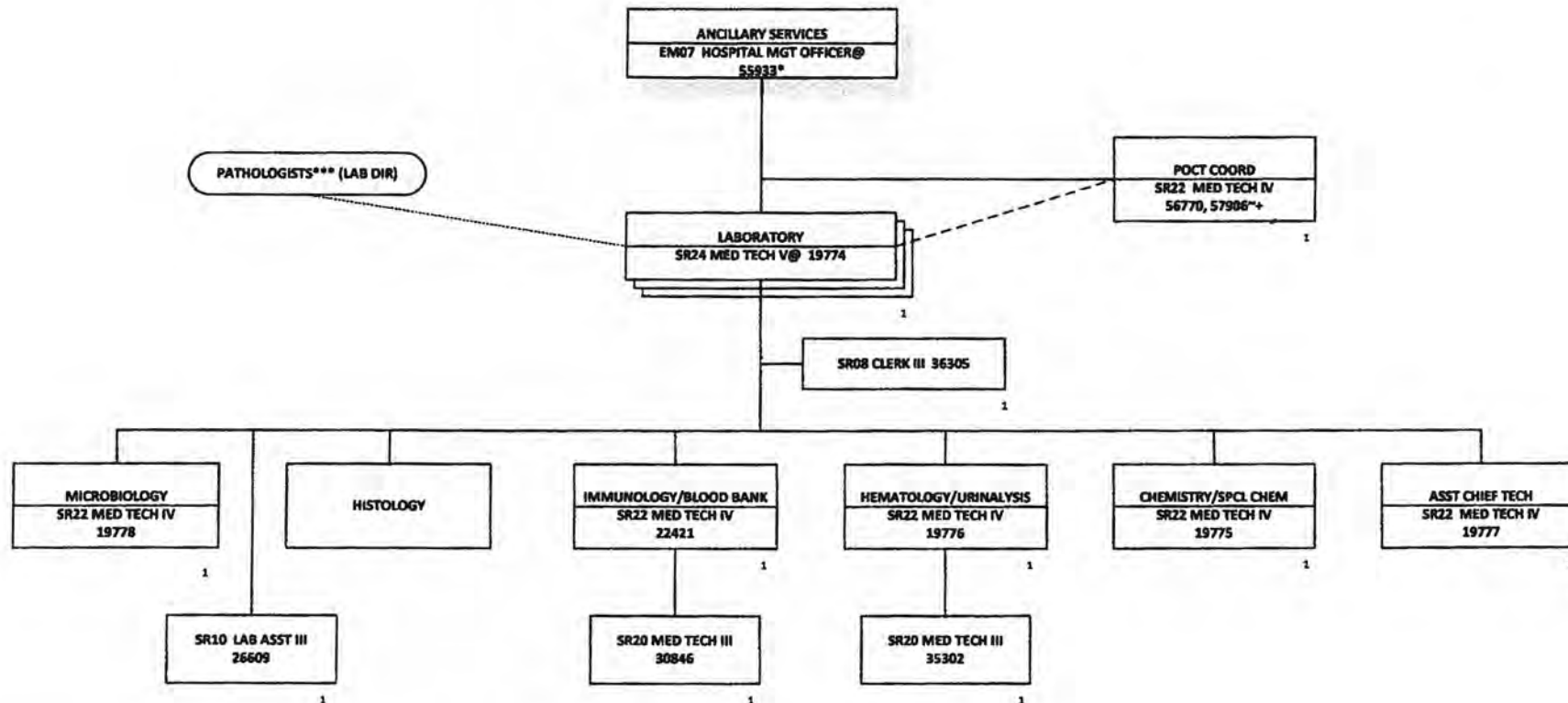
\*Temporary Position, Not Included in Position Count

Dotted lines indicate technical oversight of Department or position

Total Position FTE on This Chart: 43.35

HAWAII HEALTH SYSTEMS CORPORATION  
 MAUI MEMORIAL MEDICAL CENTER  
 ANCILLARY SERVICES  
 LABORATORY

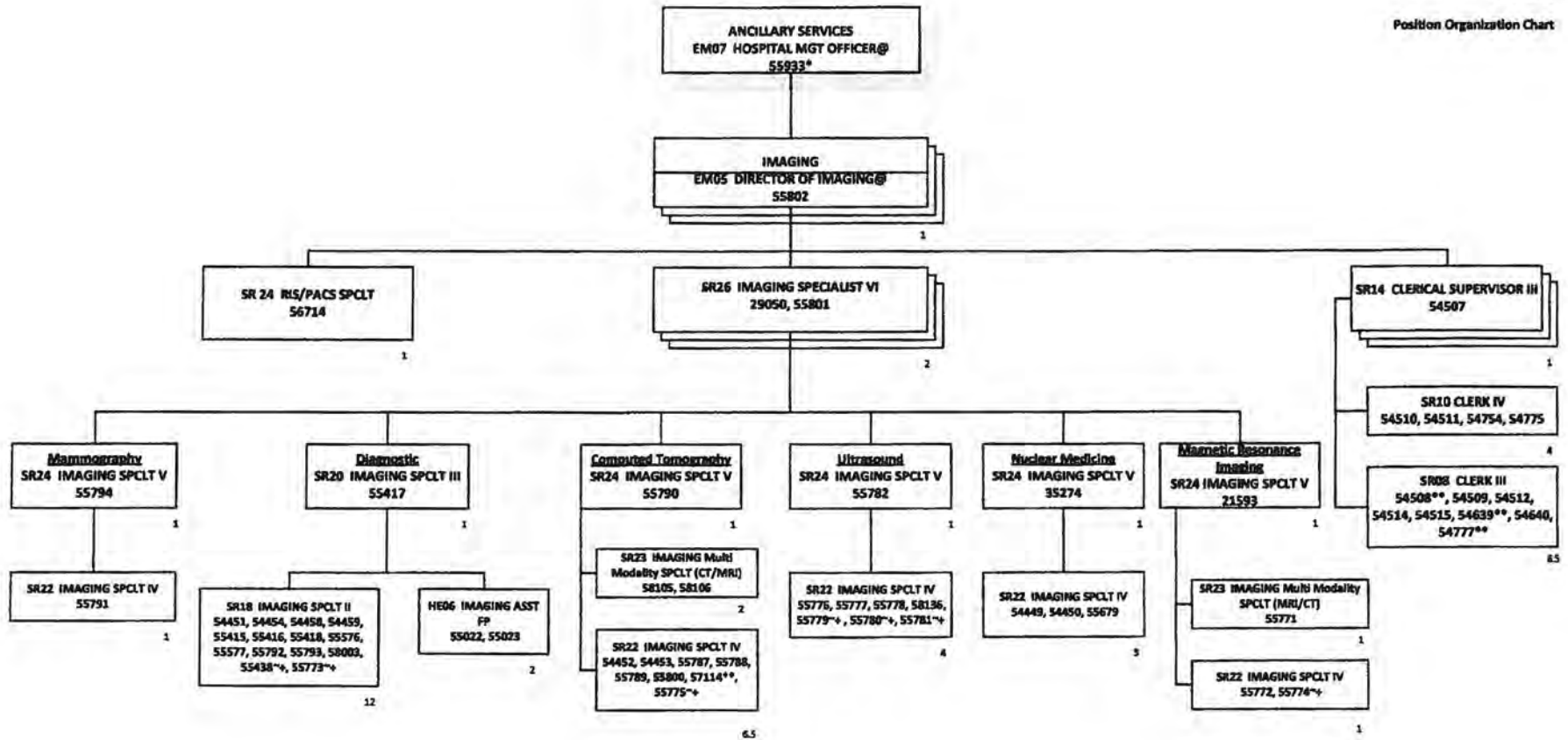
Position Organization Chart



Rev. 12/31/2015  
 \*Not Included In Position Count on This Chart  
 \*\*\*INDEPENDENT CONTRACTORS  
 \*\*30% FTE  
 +Temporary Position, Not Included In Position Count  
 @Provides Direct Supervision to the Med Tech I/II's at Kula Hospital & Lanai Community Hospital  
 Dotted line indicates technical oversight

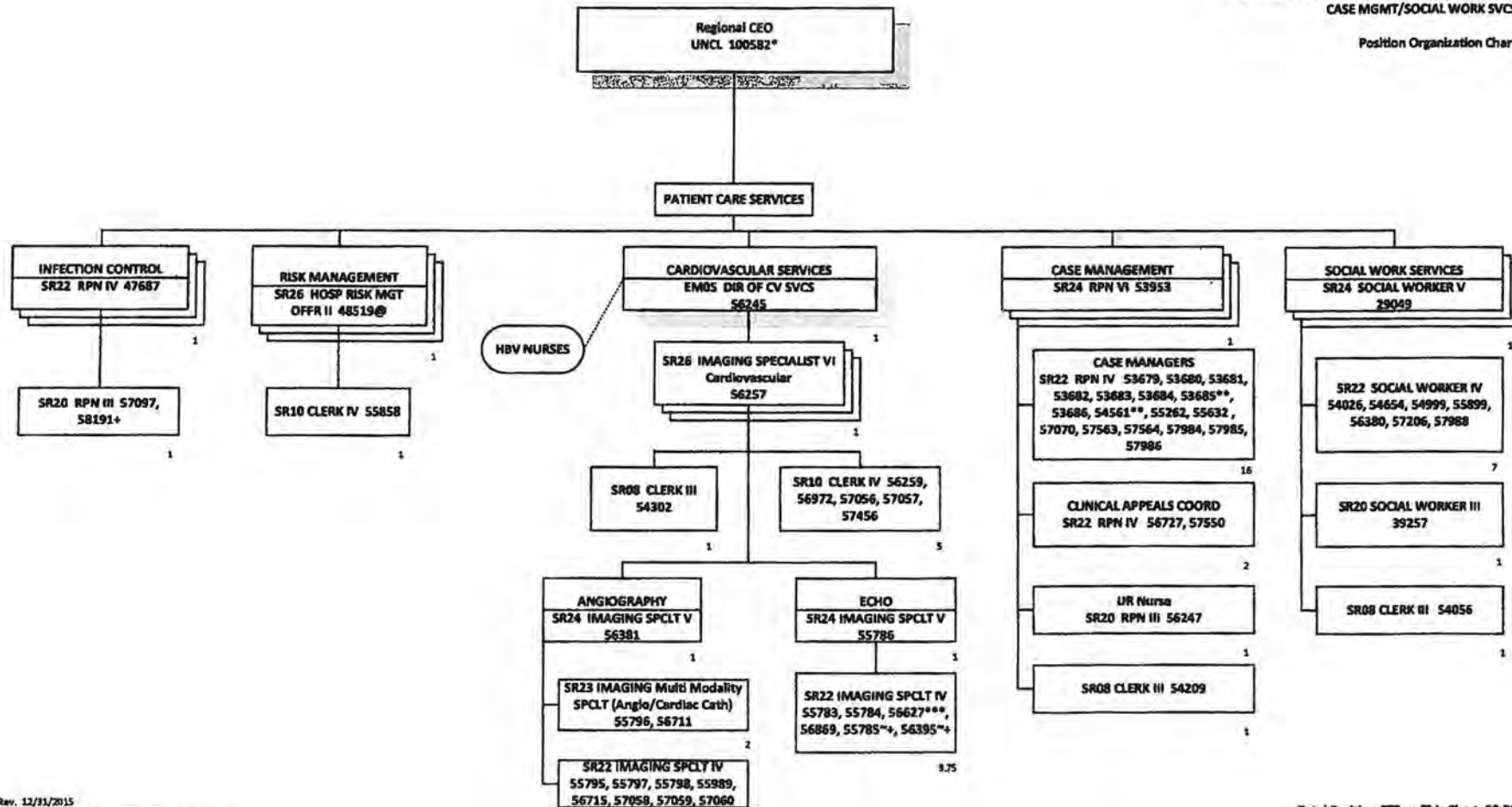
Total Position FTE on This Chart: 11

Position Organization Chart



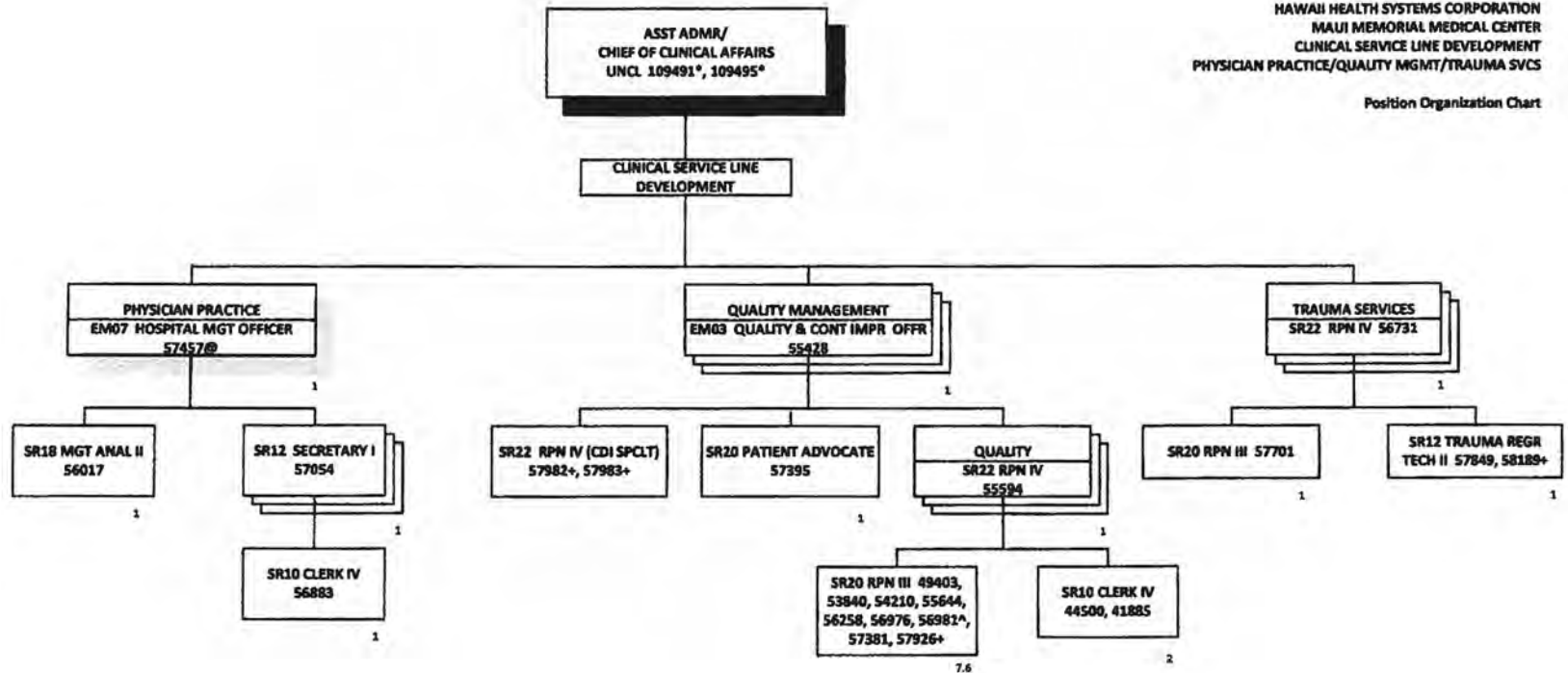
Rev. 12/31/2015  
 \*Not Included in Position Count on This Chart  
 ~30% FTE  
 \*\* 50% FTE  
 +Temporary Position, Not Included in Position Count  
 @ Includes providing assistance to KULA HOSPITAL & LANAI COMMUNITY HOSPITAL

Total Position FTE on This Chart: 54



Rev. 12/31/2015  
 \*Not Included In Position Count on This Chart  
 ~80% FTE  
 \*\*50% FTE  
 \*\*\*75% FTE  
 + Temporary Position, Not Included in Position Count  
 Dotted Line Indicates Technical Oversight

Total Position FTE on This Chart: 58.75

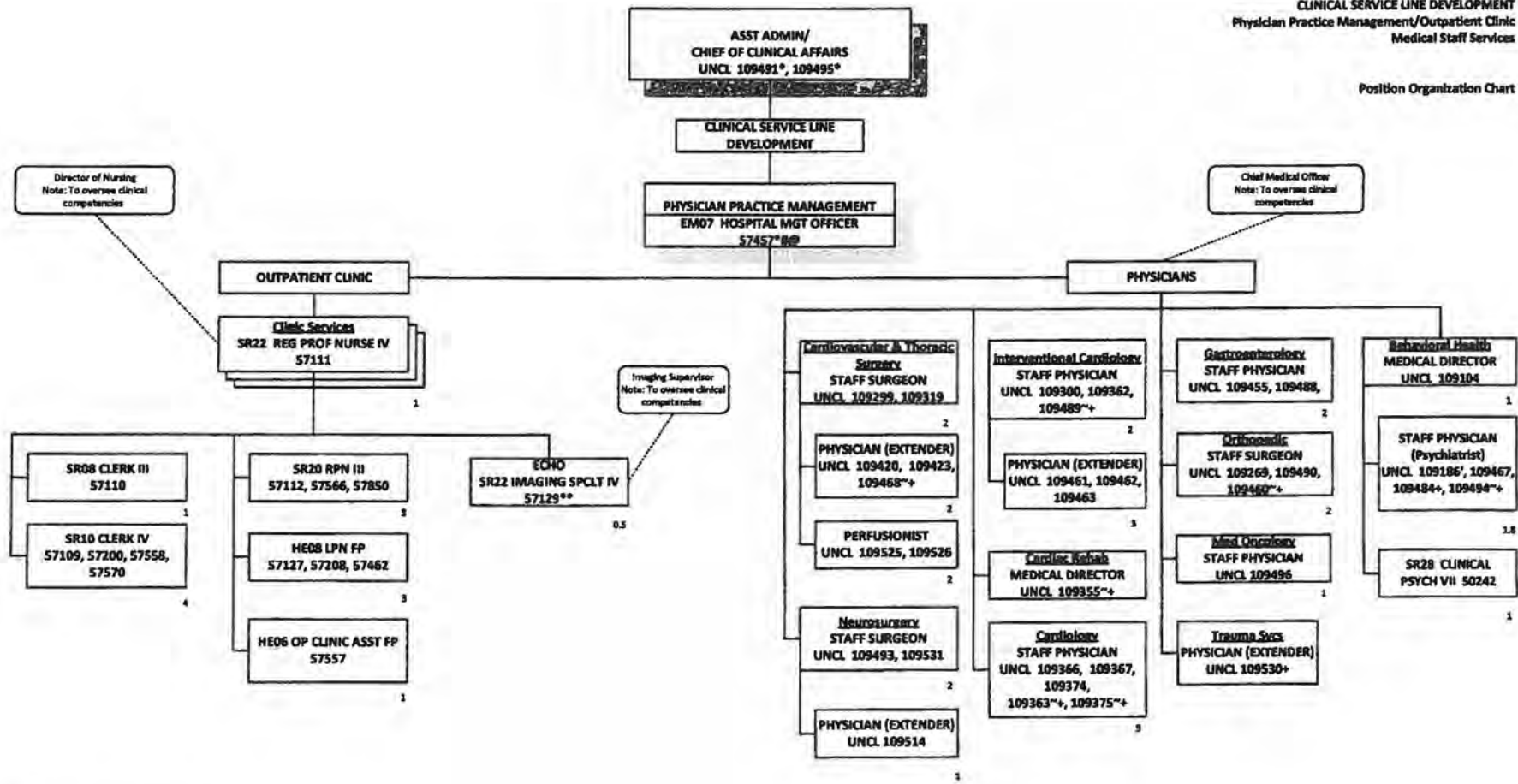


Rev. 12/31/2015  
 \*Not Included in Position Count on This Chart  
 ^60% FTE  
 + Temporary Position, Not Included in Position Count  
 @REGIONAL DUTIES

Total Position FTE on This Chart: 19.6



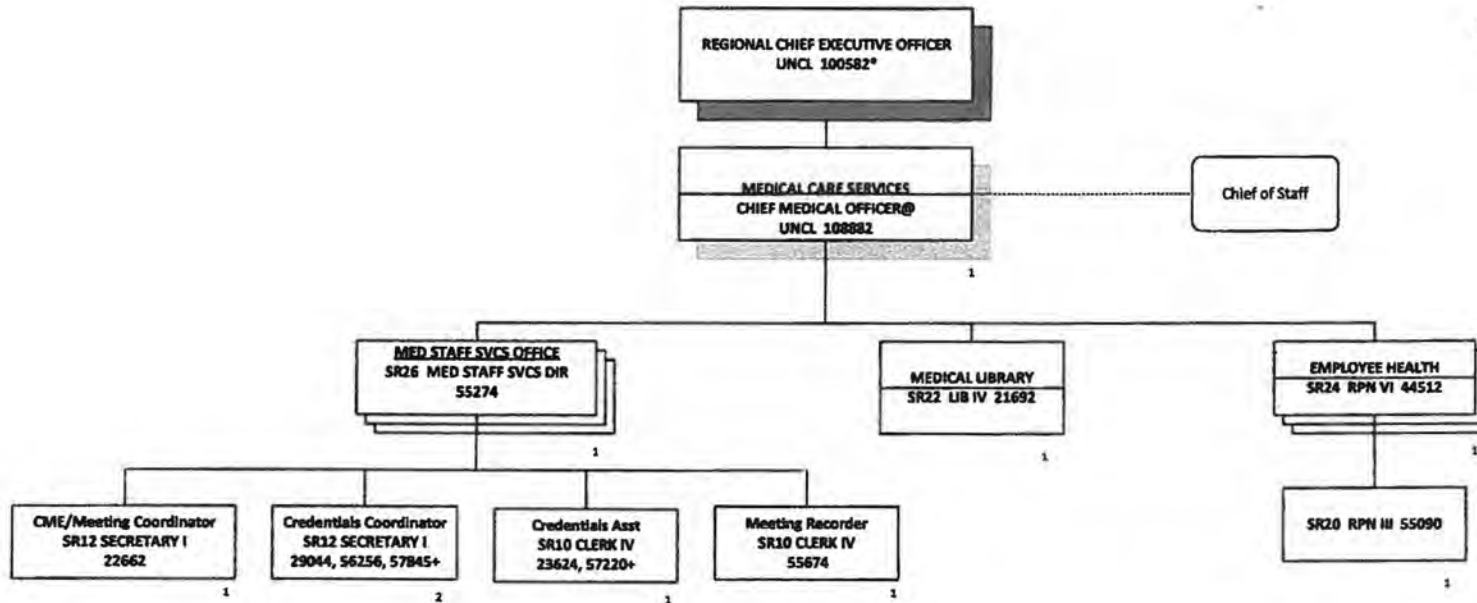
Position Organization Chart



Rev. 12/31/2015  
 \*Not Included in Position Count on This Chart  
 ~30% FTE  
 \*\*50% FTE  
 ~10% FTE  
 ~20% FTE  
 +Temporary Position, Not Included in Position Count  
 #Includes administrative responsibilities for the Physicians and Clinic Services  
 Dotted lines indicates clinical oversight  
 @Includes providing assistance for Kula Hospital and Clinic and Lanai Community Hospital

Total Position FTE on This Chart: 39.3

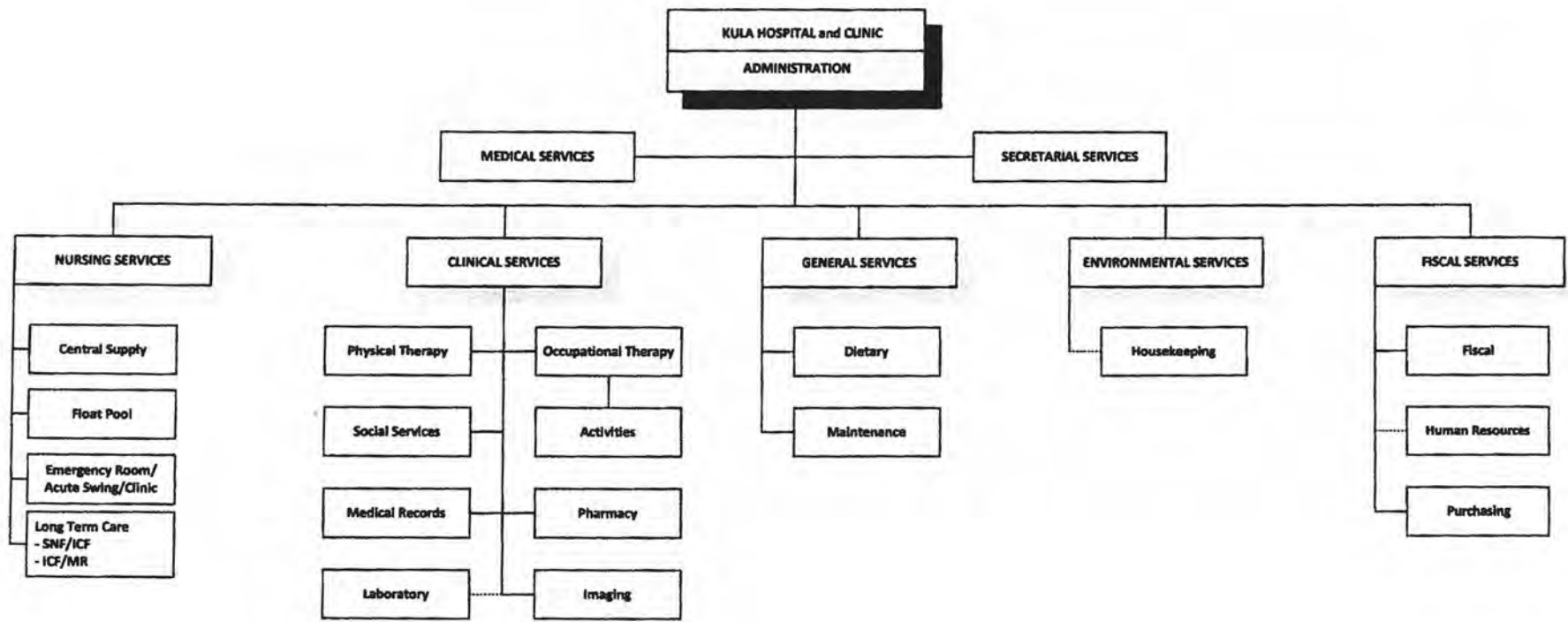
Position Organization Chart



Rev. 12/31/2015  
 \*Not Included in Position Count on This Chart  
 +Temporary Position, Not Included in Position Count  
 @INCLUDES OVERSIGHT OF KULA HOSPITAL & LANAI COMMUNITY HOSPITAL

Total Position FTE on This Chart: 10

HAWAII HEALTH SYSTEMS CORPORATION  
 KULA HOSPITAL and CLINIC  
 ORGANIZATION CHART

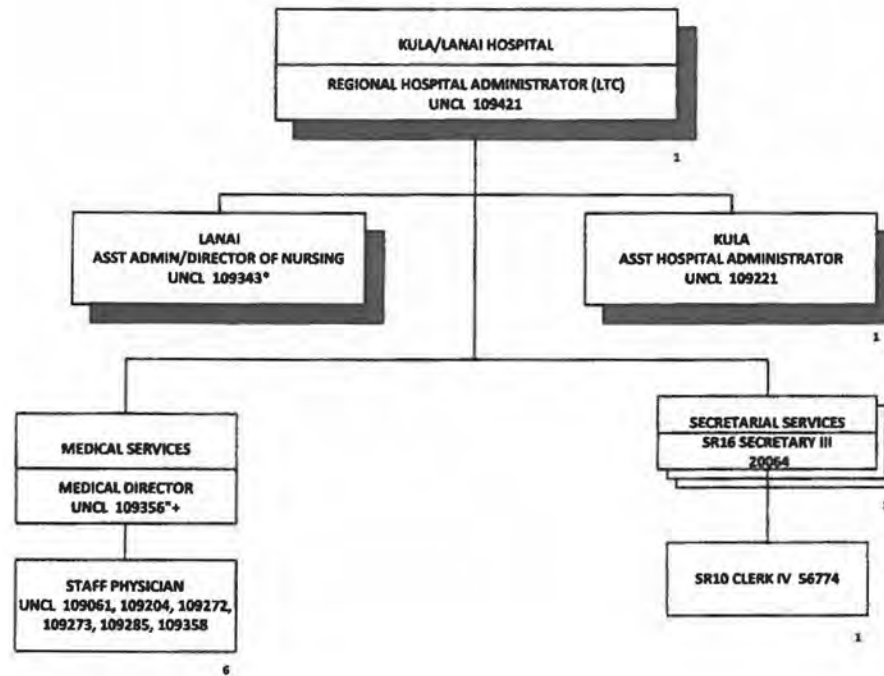


Rev. 12/31/2015  
 Dotted Line Indicates Direct Report to MMMC

TOTAL PERMANENT FTE OF POSITIONS: 207.50

HAWAII HEALTH SYSTEMS CORPORATION  
 KULA HOSPITAL and CLINIC  
 MEDICAL SERVICES/SECRETARIAL SERVICES

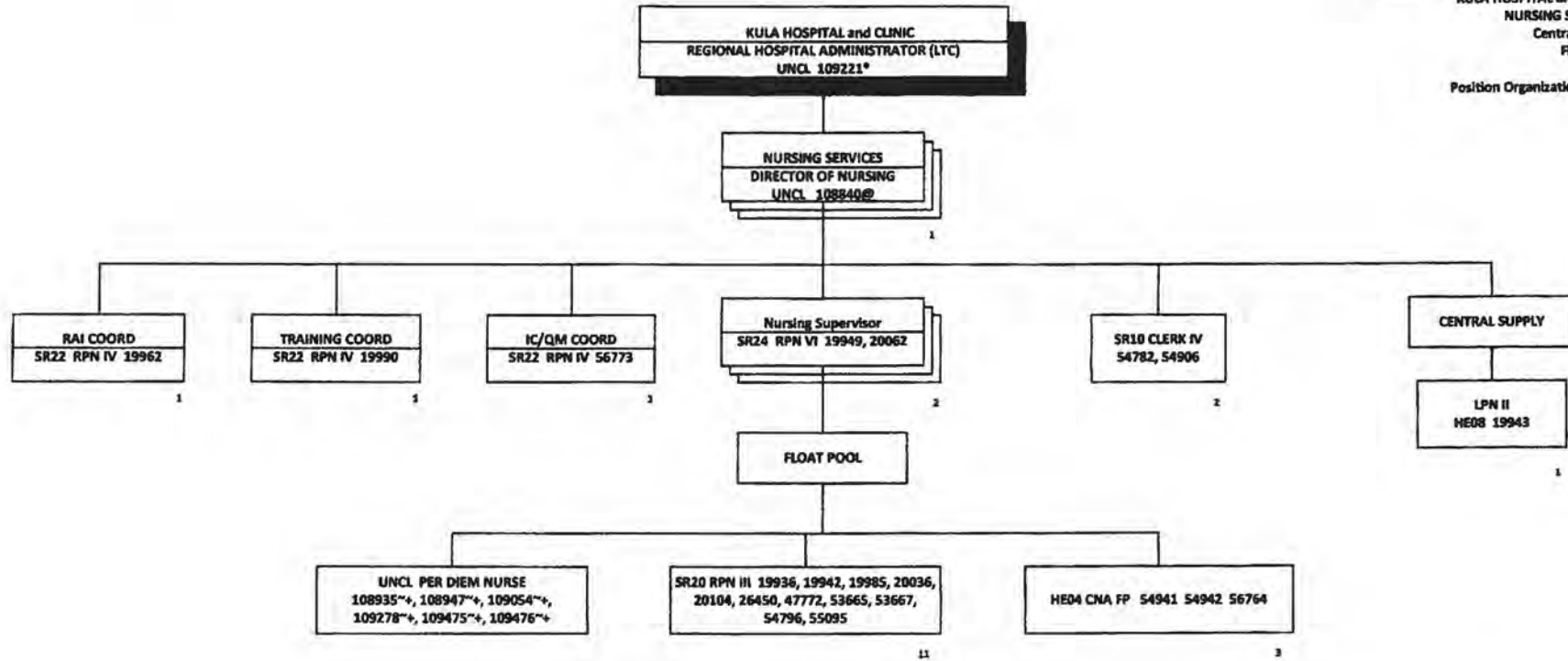
Position Organization Chart



Rev. 12/31/2015  
 \*46% FTE  
 + TEMPORARY POSITION, NOT INCLUDED IN POSITION COUNT

Total Position FTE on This Chart: 10

Position Organization Chart



Rev. 12/31/2015

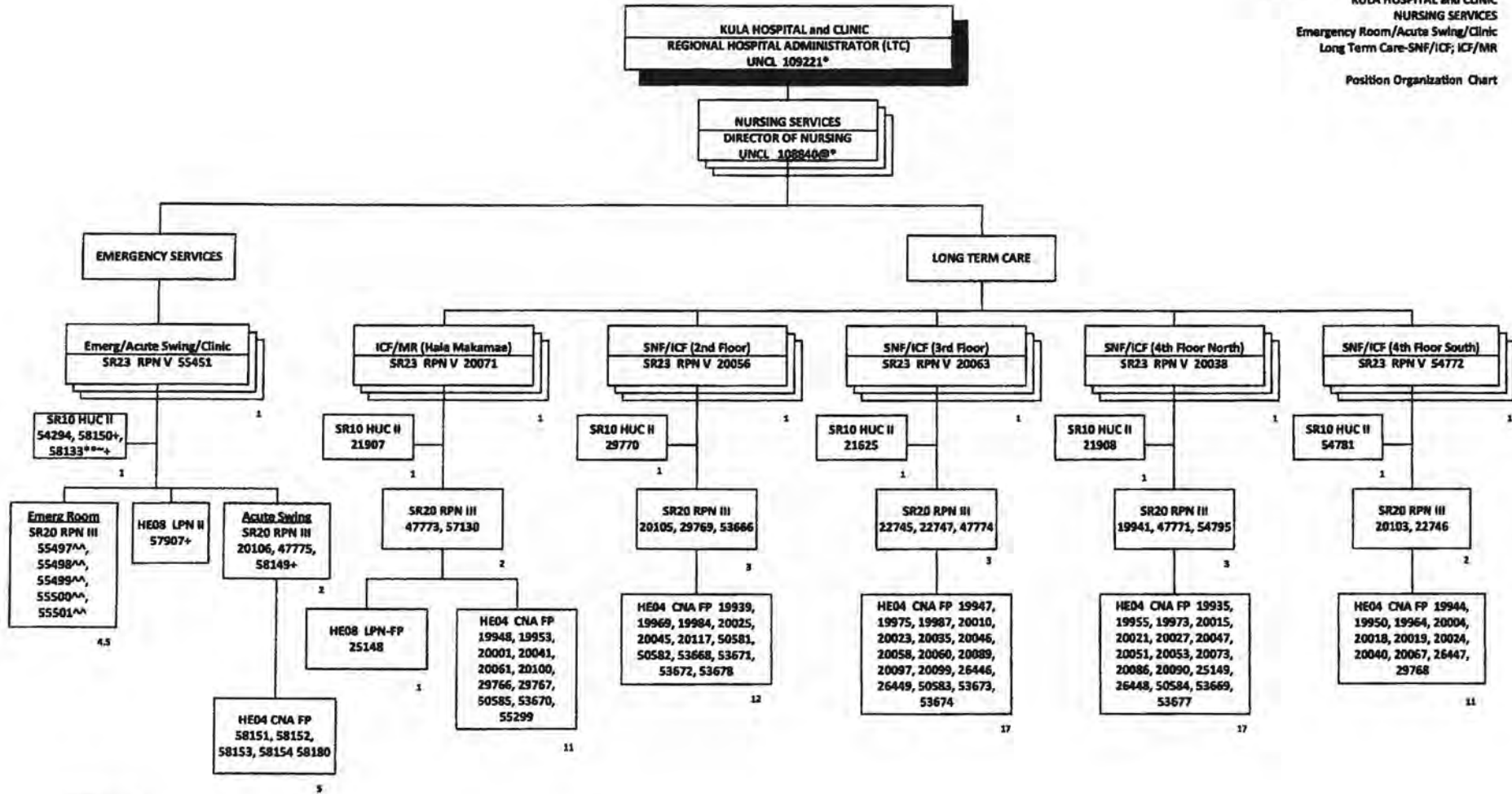
\*Not Included in Position Count on This Chart

~30% FTE

+Temporary Position, Not Included in Position Count

@Position Receives Technical Oversight From the Regional Chief Nurse Executive, Position No. 109222 Located at Maui Memorial Medical Center

Total Position FTE on This Chart: 23



Rev. 12/31/2015

\*\*Not Included in Position Count on This Chart

\*\*50% FTE

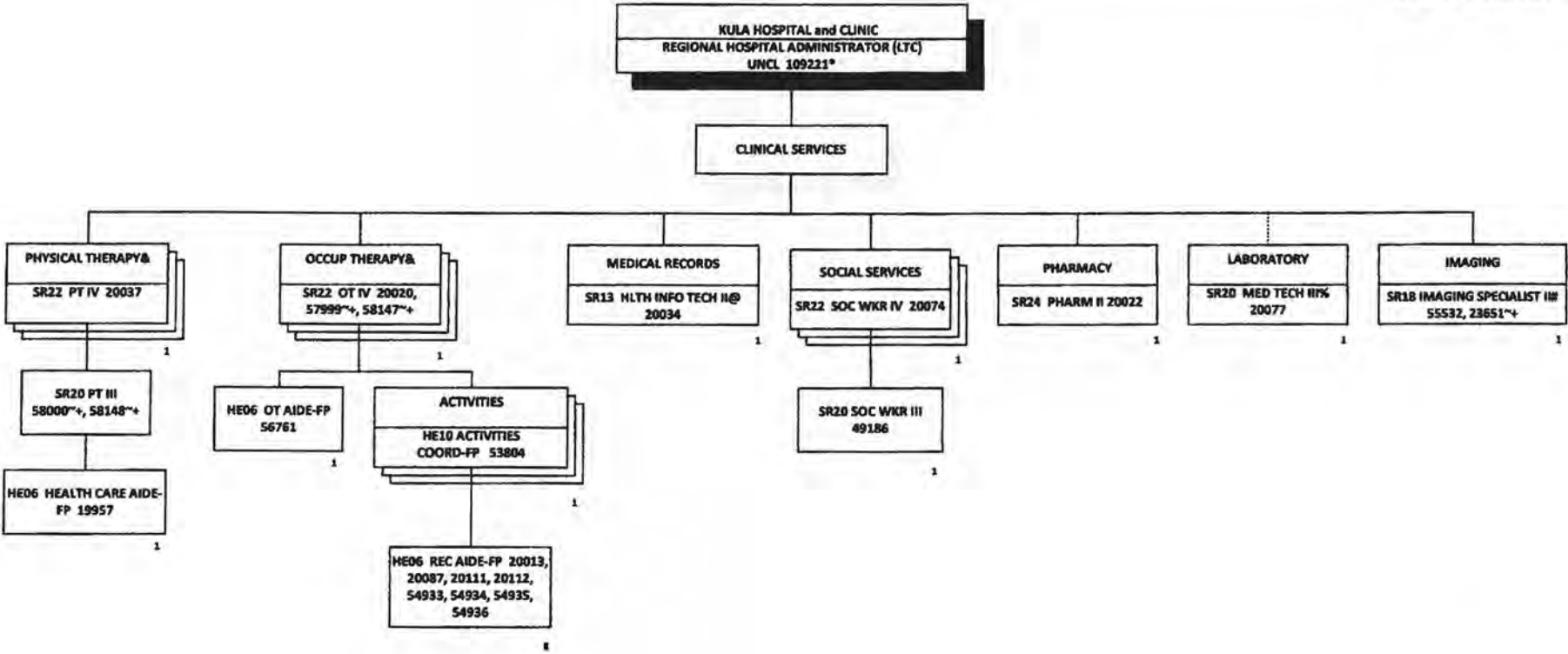
\*\*80% FTE

\*Temporary Position, Not Included in Position Count

@Position Receives Technical Oversight from the Regional Chief Nurse Executive, Position No. 109222 Located at Maui Memorial Medical Center

Total Position FTE on This Chart: 105.5

Position Organization Chart

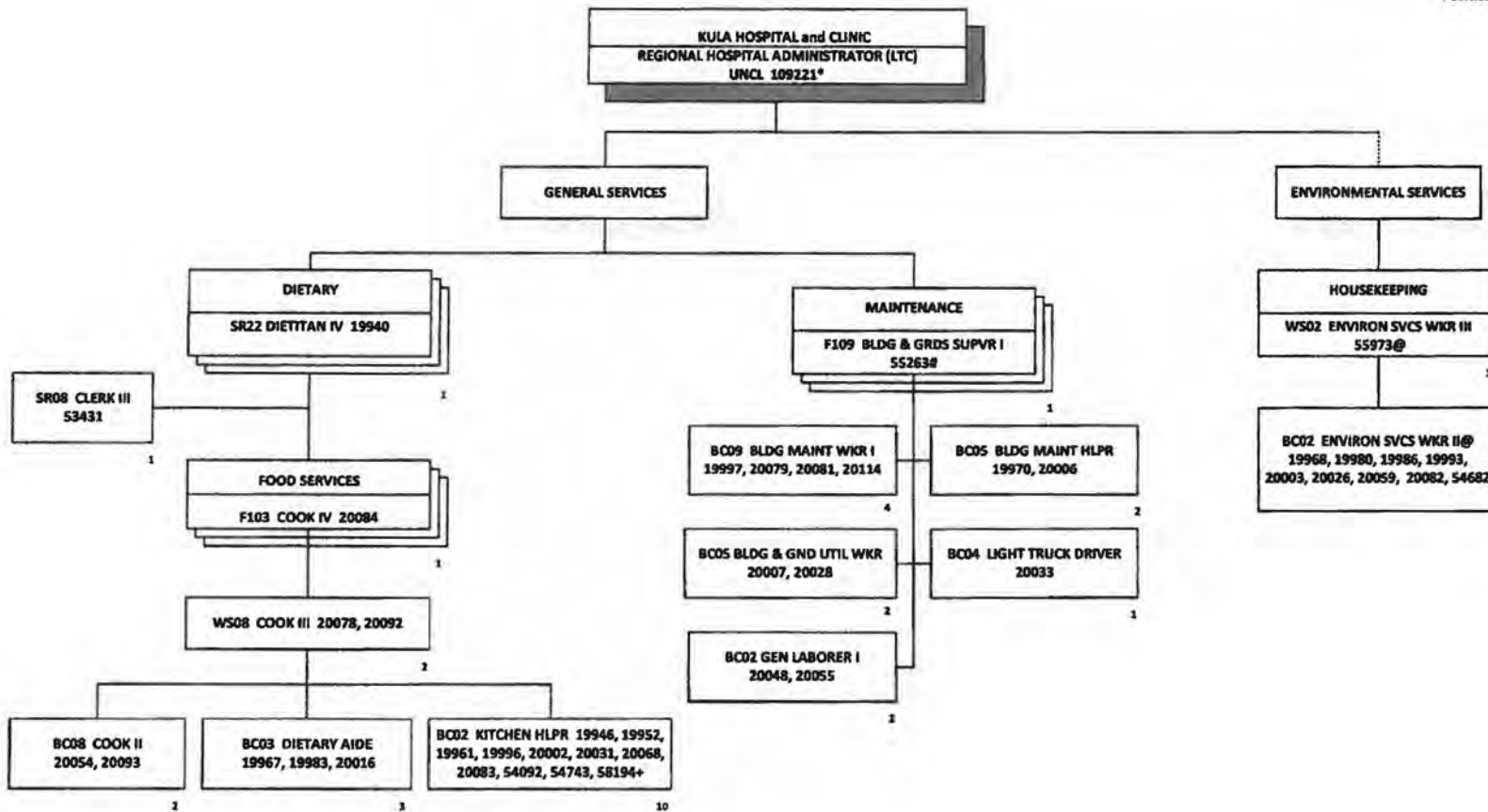


Rev. 12/31/2015  
 \*Not Included in Position Count on This Chart  
 ~30% FTE  
 +Temporary Position, Not Included in Position Count  
 & Positions Receive Technical Supervision from the Rehab Svcs Manager, Position No. 56728, Located at Maui Memorial Medical Center  
 @Position Receives Technical Supervision from the Health Information Administrator, Position No. 19791, Located at Maui Memorial Medical Center  
 %Position Reports to the Med Tech V, Position No. 19774, Located at Maui Memorial Medical Center  
 #Positions Receive Technical Supervision from the Director of Imaging, Position No. 55802, Located at Maui Memorial Medical Center

Total Position FTE on This Chart: 19

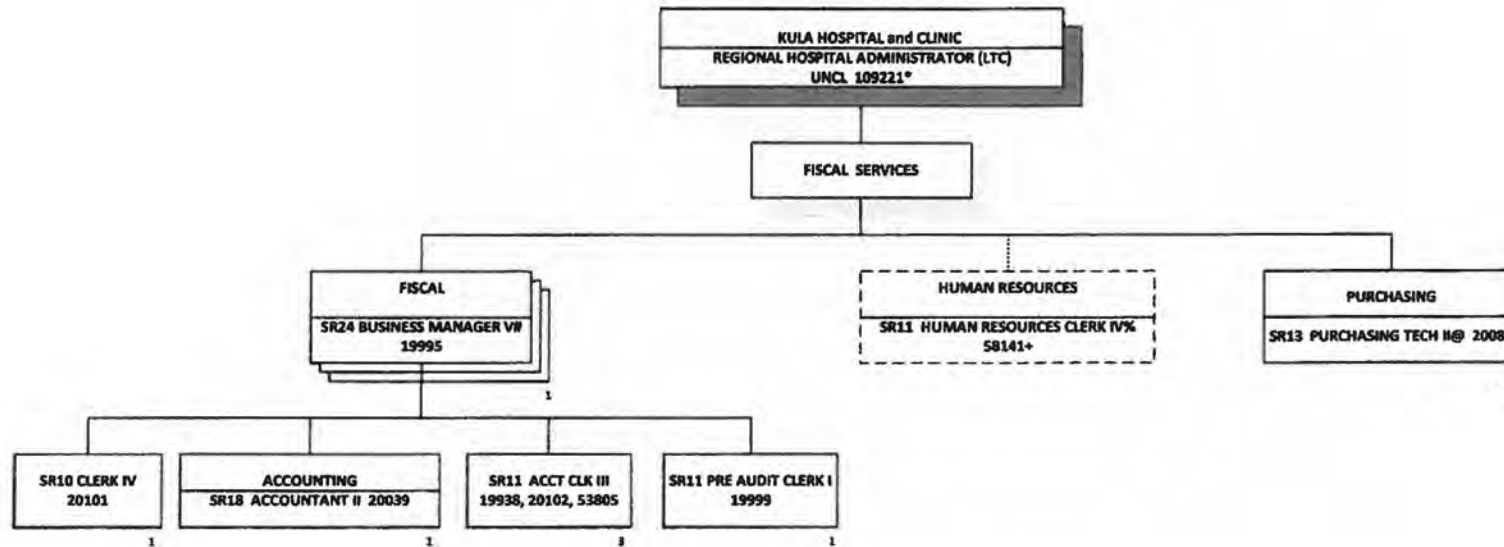


Position Organization Chart



Rev. 12/31/2015  
 \*Not Included in Position Count on This Chart  
 +Temporary Position, Not Included in Position Count  
 #Position Receives Technical Supervision from the Facilities Operations Manager, Position No. 55971, Located at Maui Memorial Medical Center  
 @Positions Report to the Environmental Services Superintendent I, Position No. 55132, Located at Maui Memorial Medical Center

Total Position FTE on This Chart: 42



Rev. 12/31/2015

\*Not Included in Position Count on This Chart

# Position Receives Technical Oversight From the Fiscal Management Officer, Position No. 55252, Located at Maui Memorial Medical Center

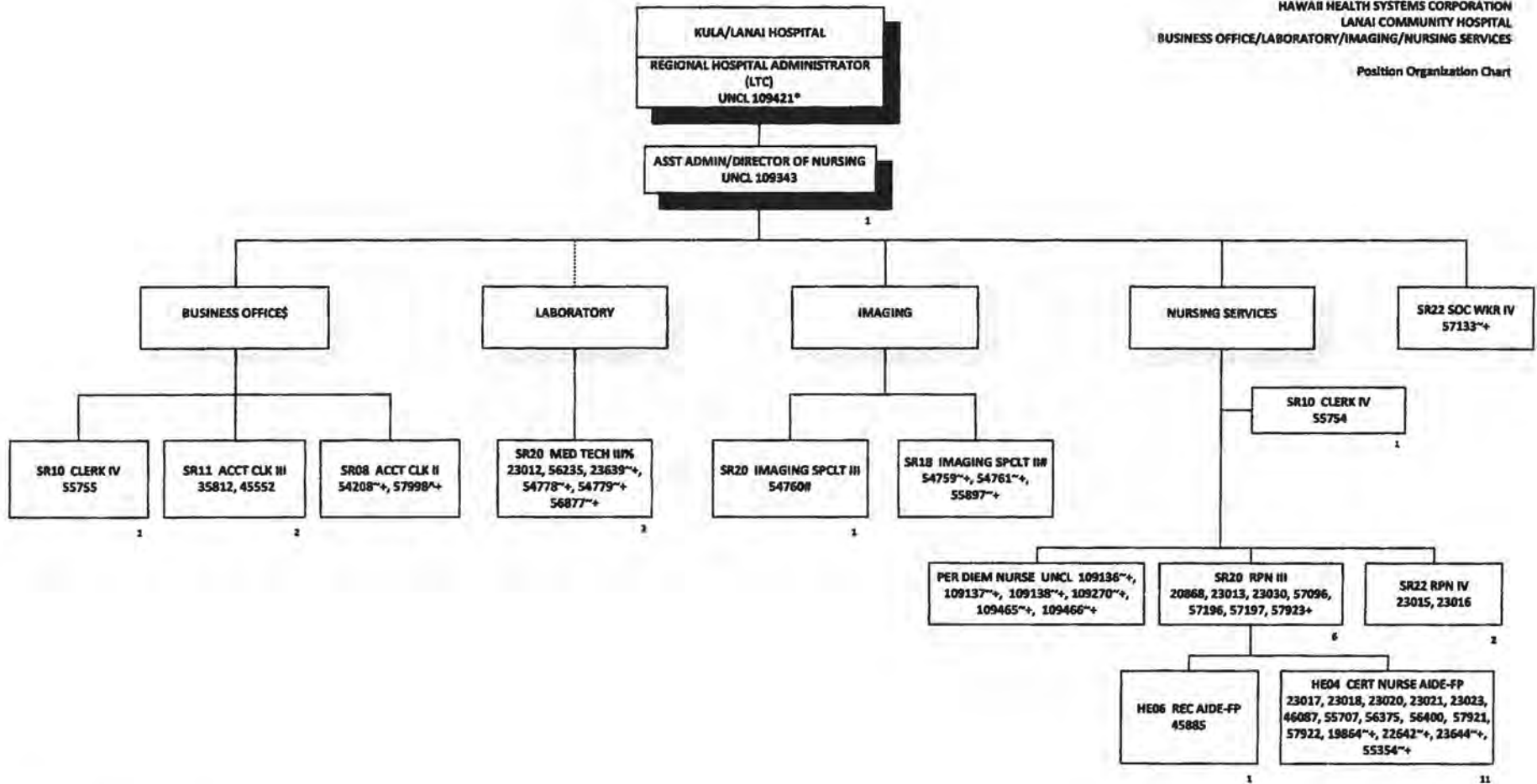
% Position Reports to the Human Resources Specialist V, Position No. 55075, Located at Maui Memorial Medical Center

@ Position Receives Technical Oversight From the Materials Management Specialist V, Position No. 55348, Located at Maui Memorial Medical Center

Total Position FTE on This Chart: 8

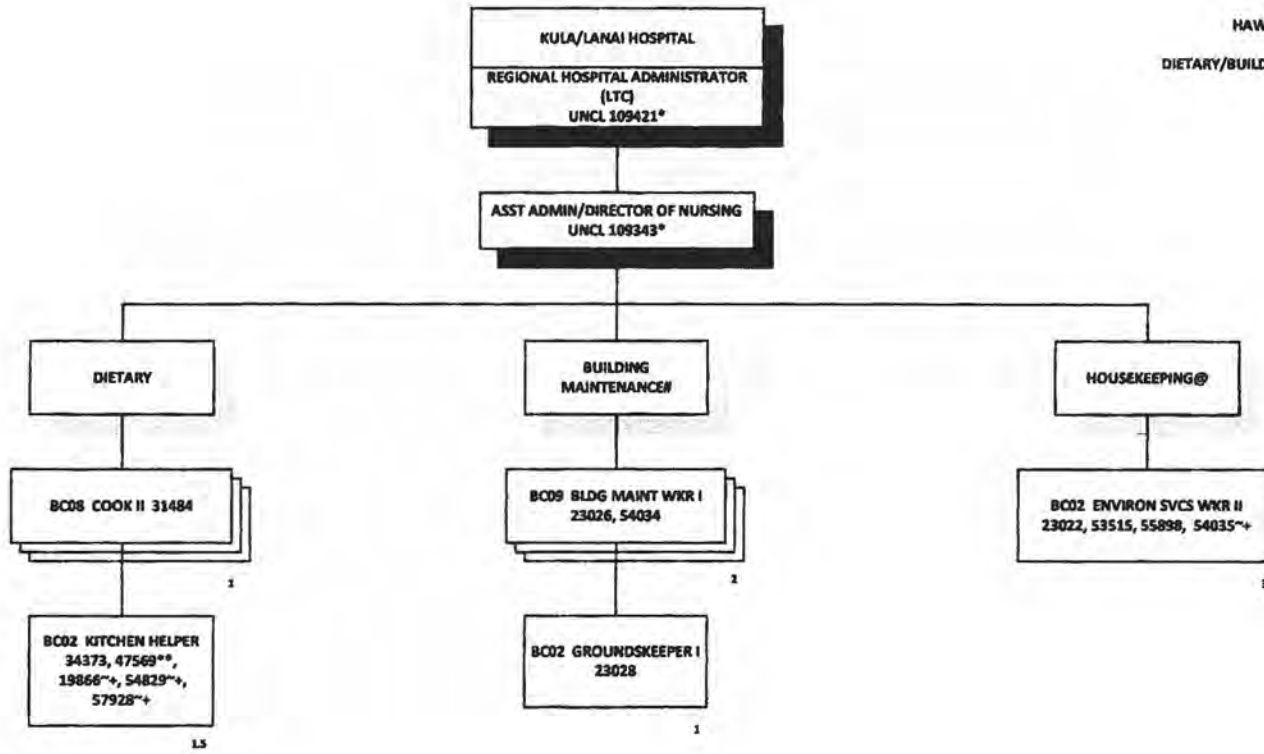
HAWAII HEALTH SYSTEMS CORPORATION  
LANAI COMMUNITY HOSPITAL  
ORGANIZATION CHART





Rev. 12/31/2015  
 \*Not Included in Position Count on This Chart  
 ~30% FTE  
 ^60% FTE  
 + Temporary Position, Not Included in Position Count  
 § Positions Receive Technical Oversight from the Fiscal Officer i, Position No. 55252, Located at Maui Memorial Medical Center  
 #Positions Report to the Med Tech V, Position No. 19774 Located at Maui Memorial Medical Center  
 @Positions Receive Technical Supervision from the Director of Imaging, Position No. 55802 Located at Maui Memorial Medical Center

Total Position FTE on This Chart: 28



Rev. 12/31/2015

\*Not Included in Position Count on This Chart

~30% FTE

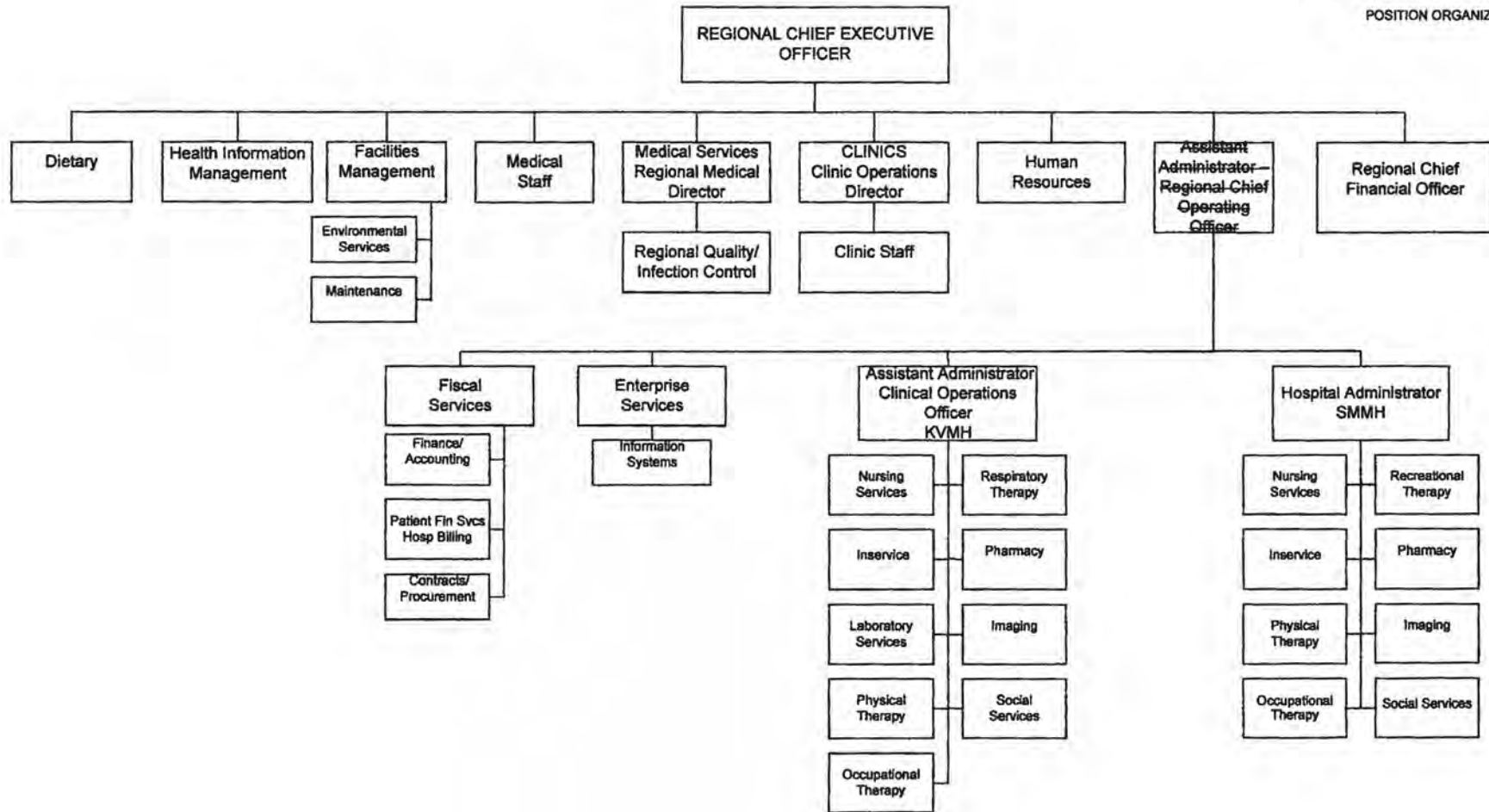
\*\*50% FTE

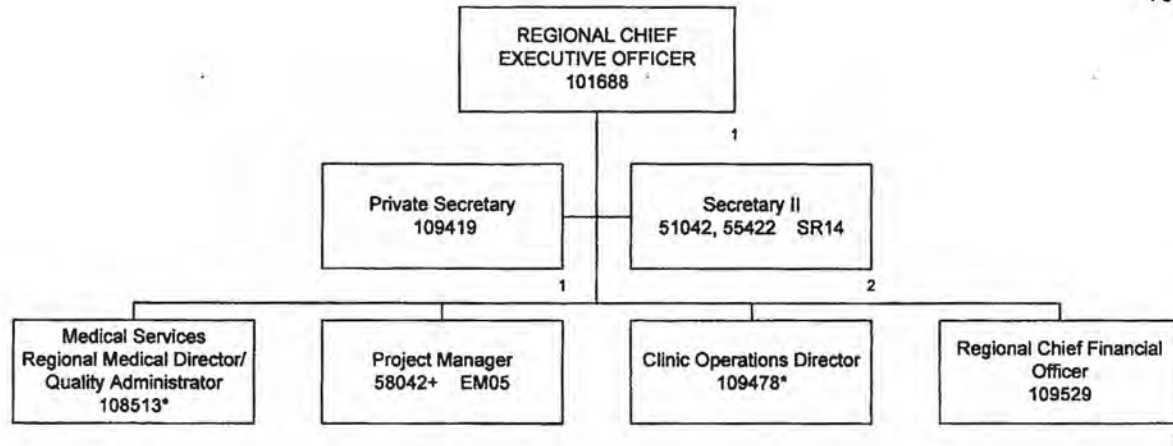
+ Temporary Position, Not Included in Position Count

#Positions Receive Technical Supervision from the Facilities Operations Manager, Position No. 55971, Located at Maui Memorial Medical Center

@Positions Receive Technical Supervision from the Environmental Services Superintendent II, Position No. 55152, Located at Maui Memorial Medical Center

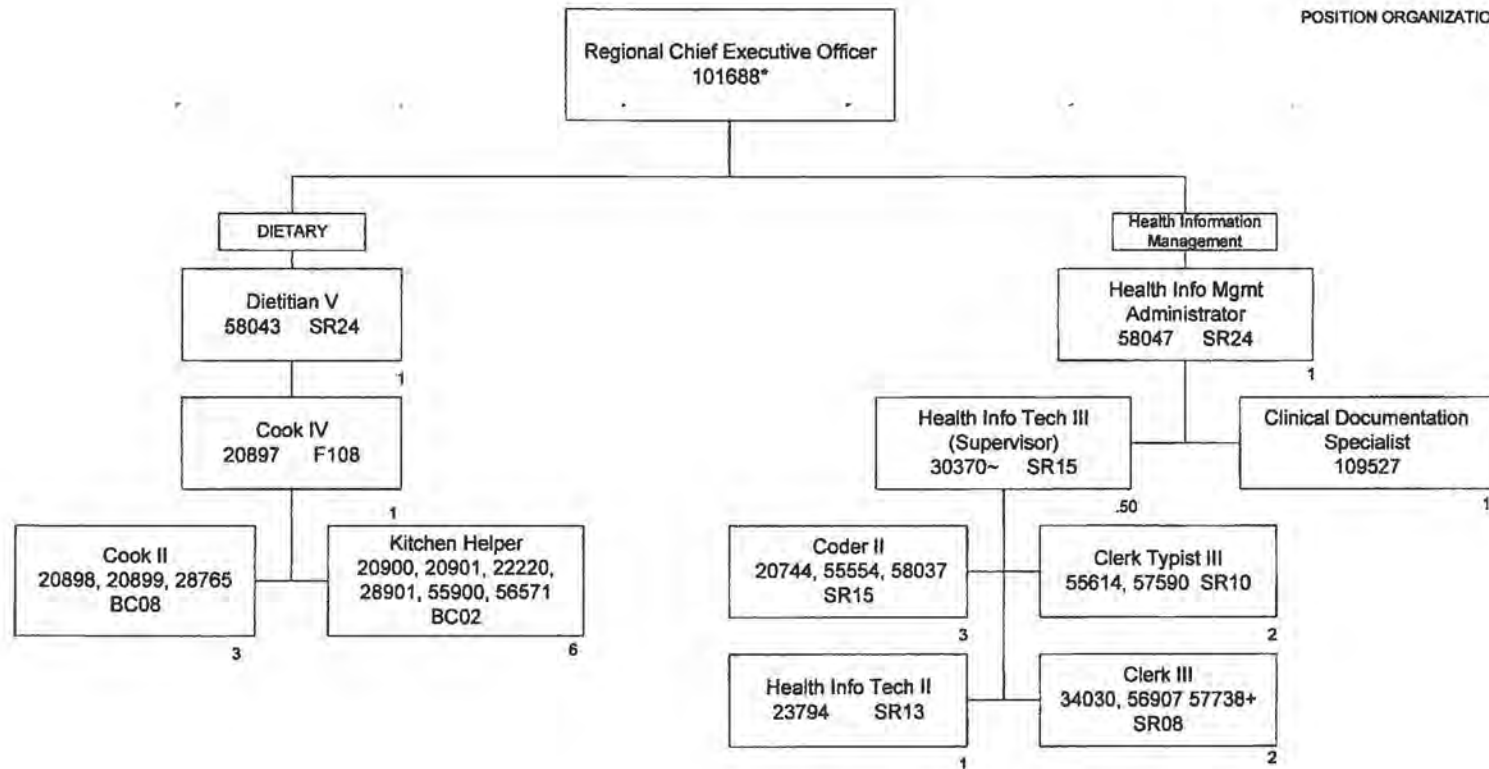
Total Position FTE on This Chart : 8.5



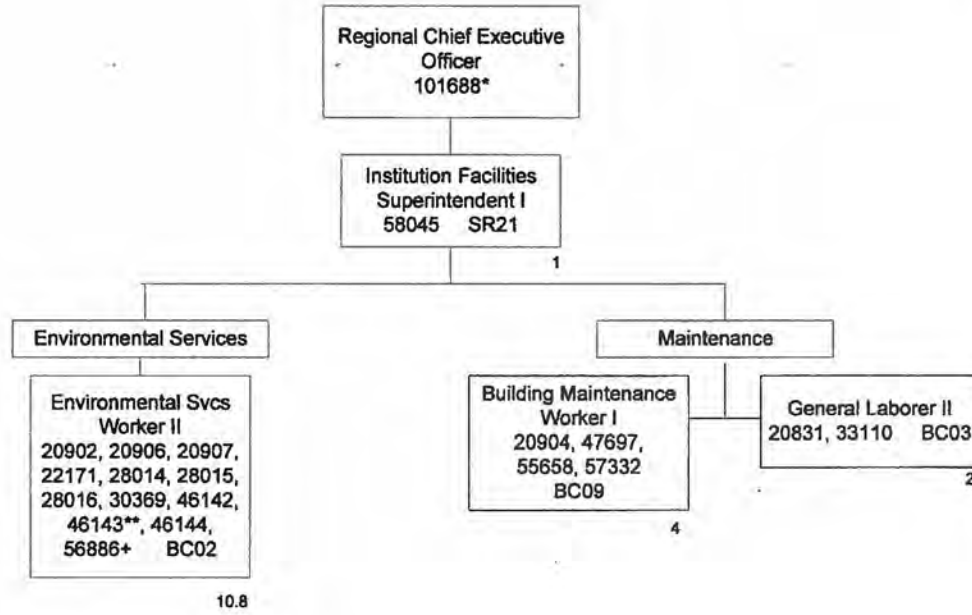


TOTAL COUNT ON THIS ORG CHART: 5  
\*Not included in position count on this chart

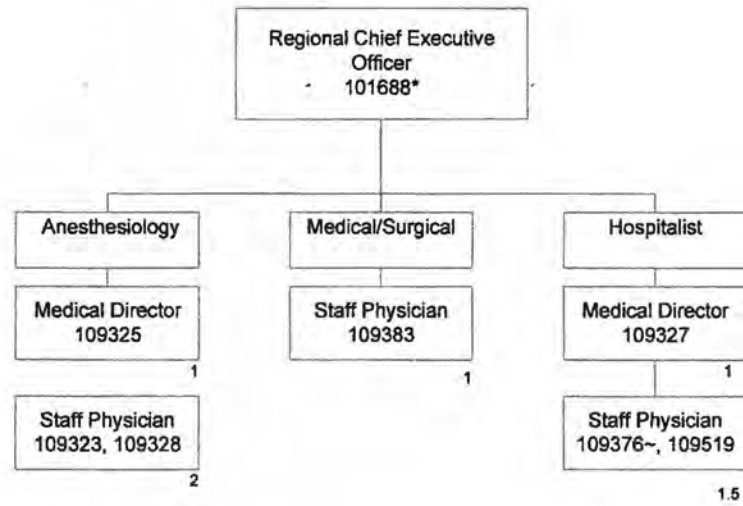




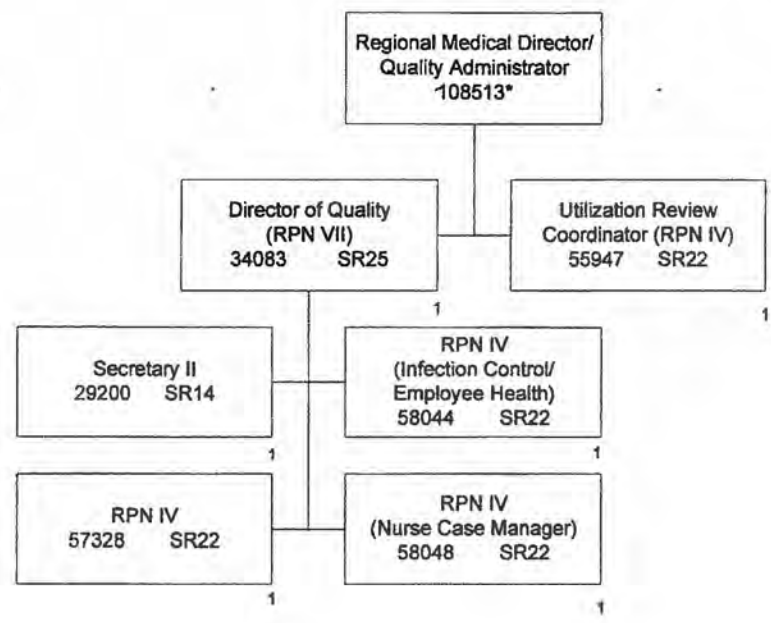
TOTAL COUNT ON THIS ORG CHART: 21.5  
+Temporary position, not included in position count  
\*Not included in position count on this chart



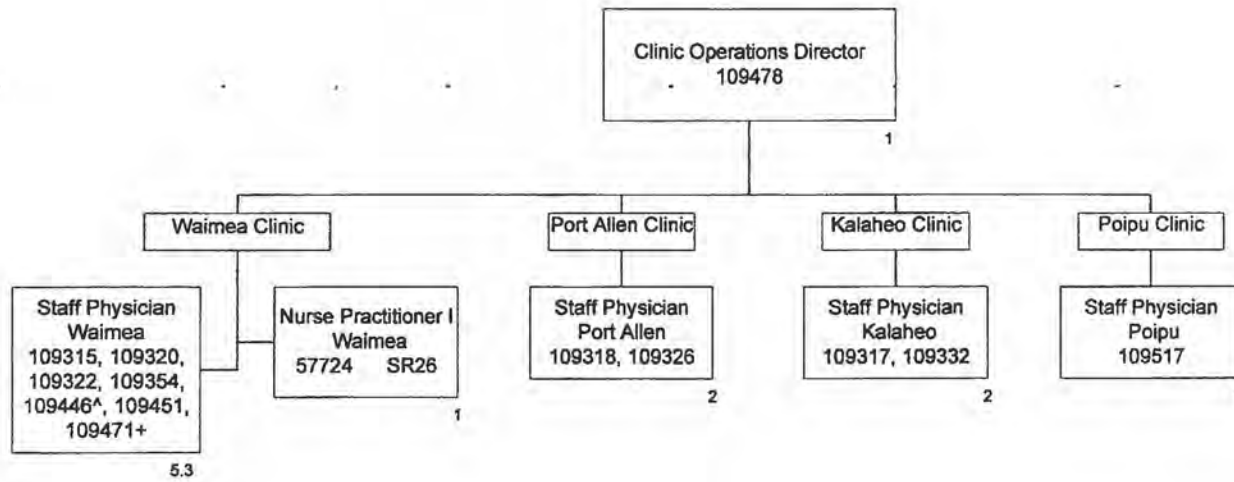
TOTAL COUNT ON THIS ORG CHART: 17.8  
+Temporary position, not included in position count  
\*Not included in position count on this chart  
^30% FTE  
~50% FTE  
\*\*80% FTE



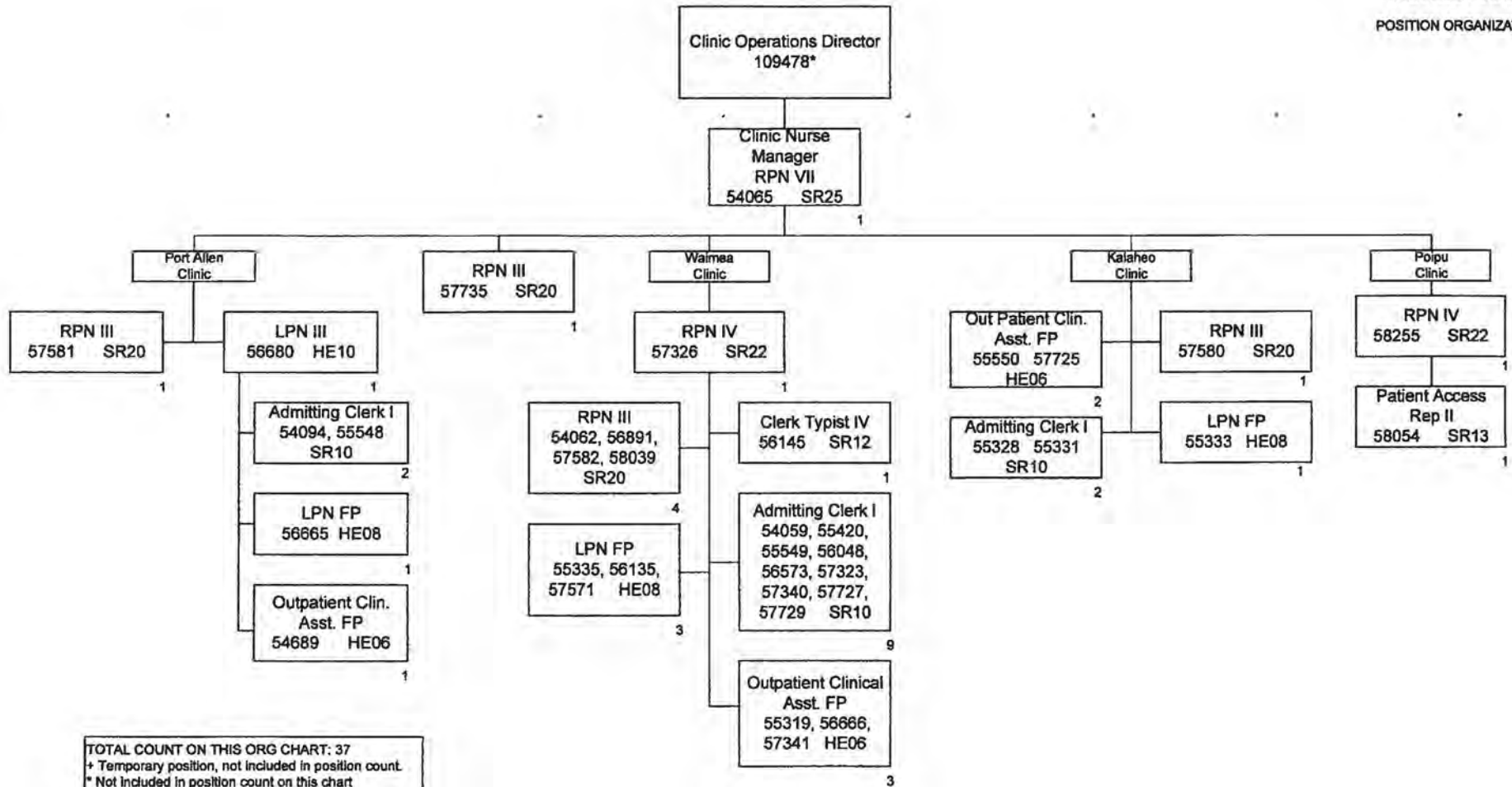
TOTAL COUNT ON THIS ORG CHART: 6.5  
+ Temporary position, not included in position count.  
\* Not included in position count on this chart  
~50% FTE



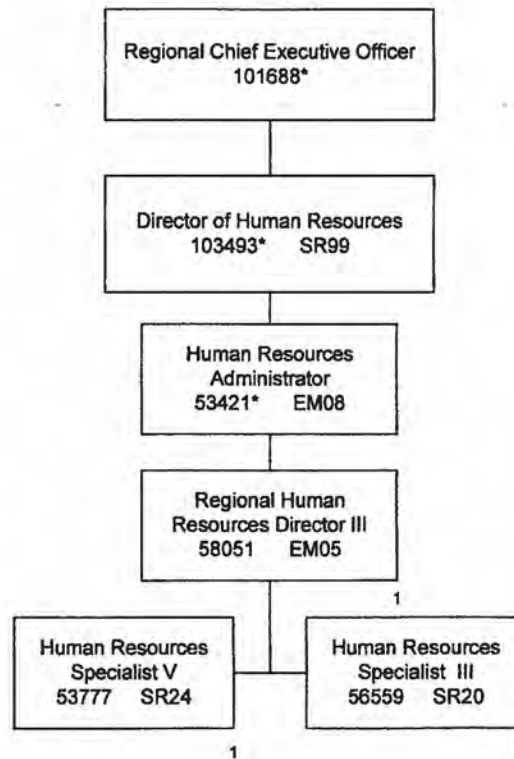
TOTAL COUNT ON THIS ORG CHART: 6  
+Temporary position, not included in position count.  
\* Not included in position count on this chart.



TOTAL COUNT ON THIS ORG CHART: 12.3  
+ Temporary position, not included in position count.  
\* Not included in position count on this chart  
^30% FTE -50% FTE #60% FTE \*\* 80% FTE

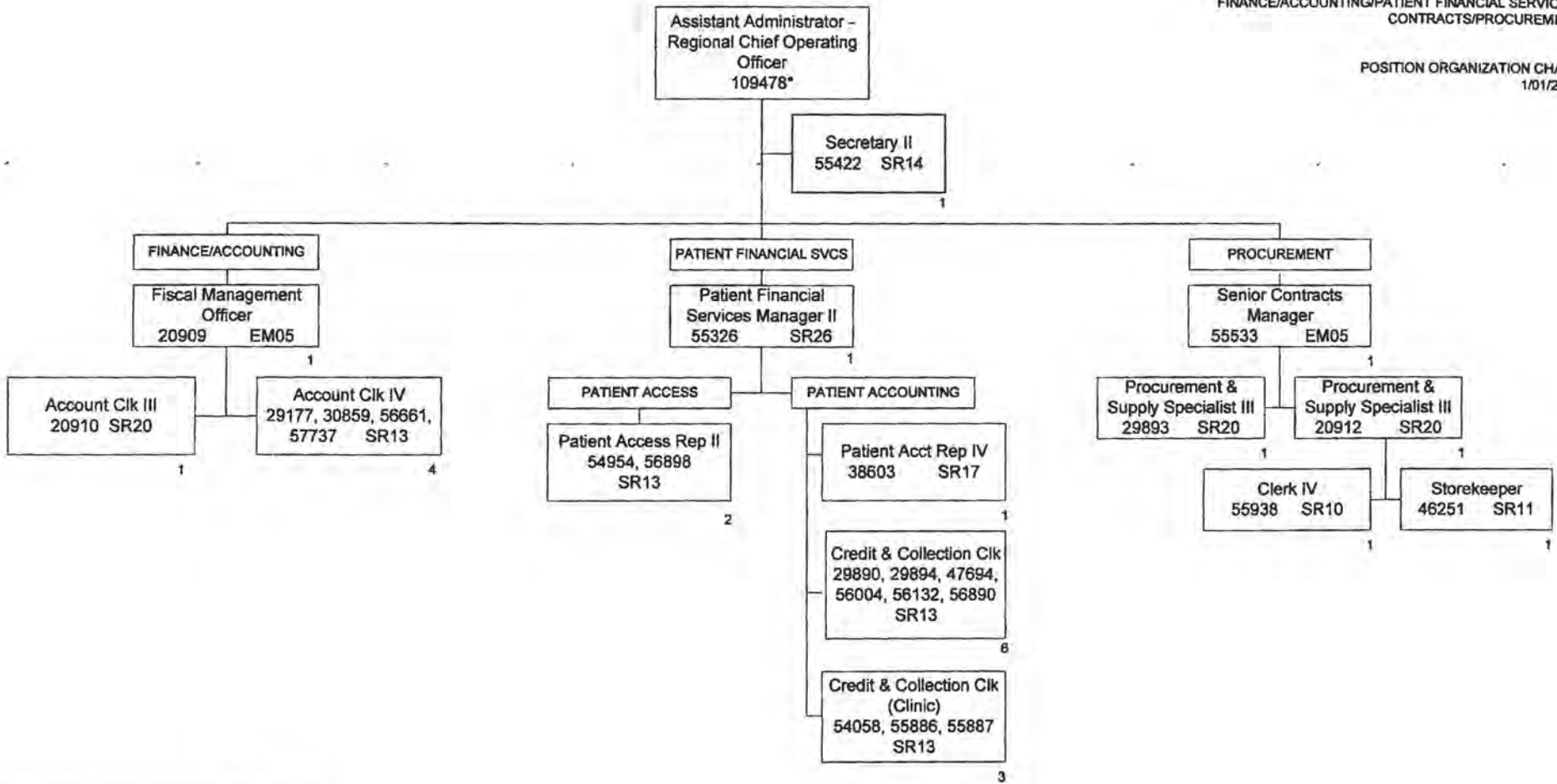


TOTAL COUNT ON THIS ORG CHART: 37  
+ Temporary position, not included in position count.  
\* Not included in position count on this chart

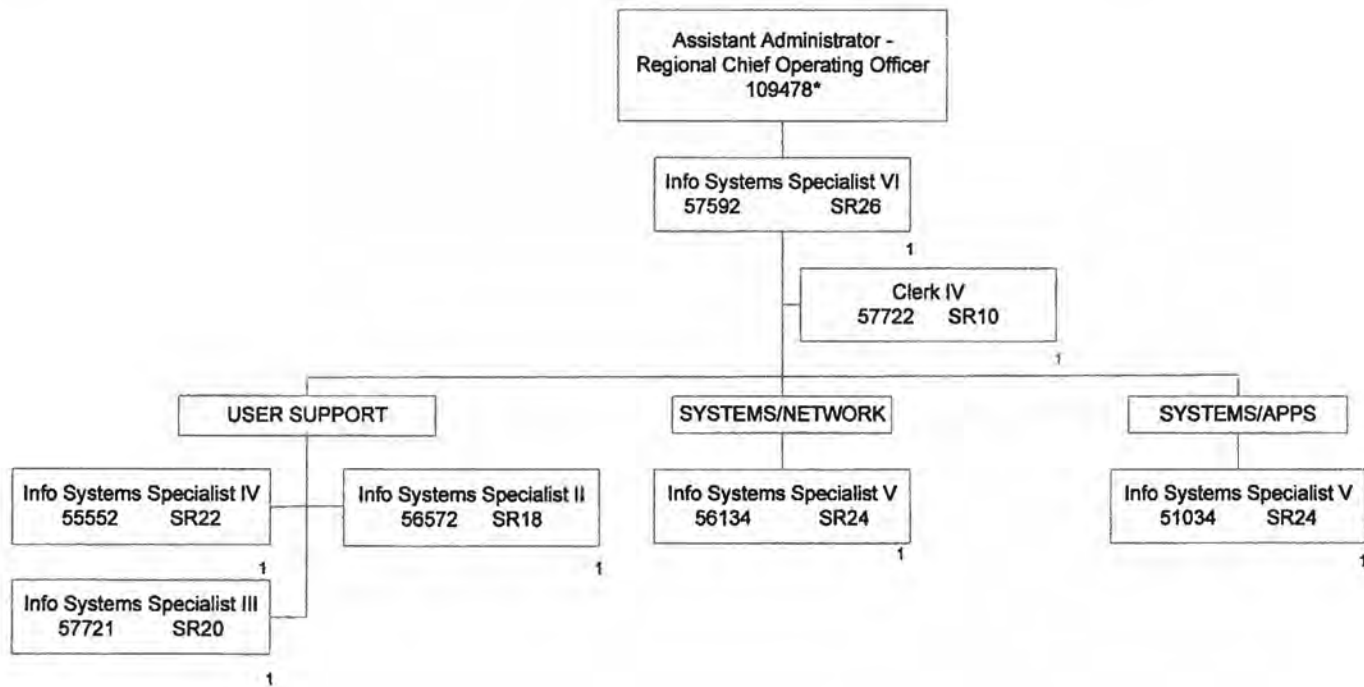


TOTAL COUNT ON THIS ORG CHART: 3  
\* Not included in position count on this chart.

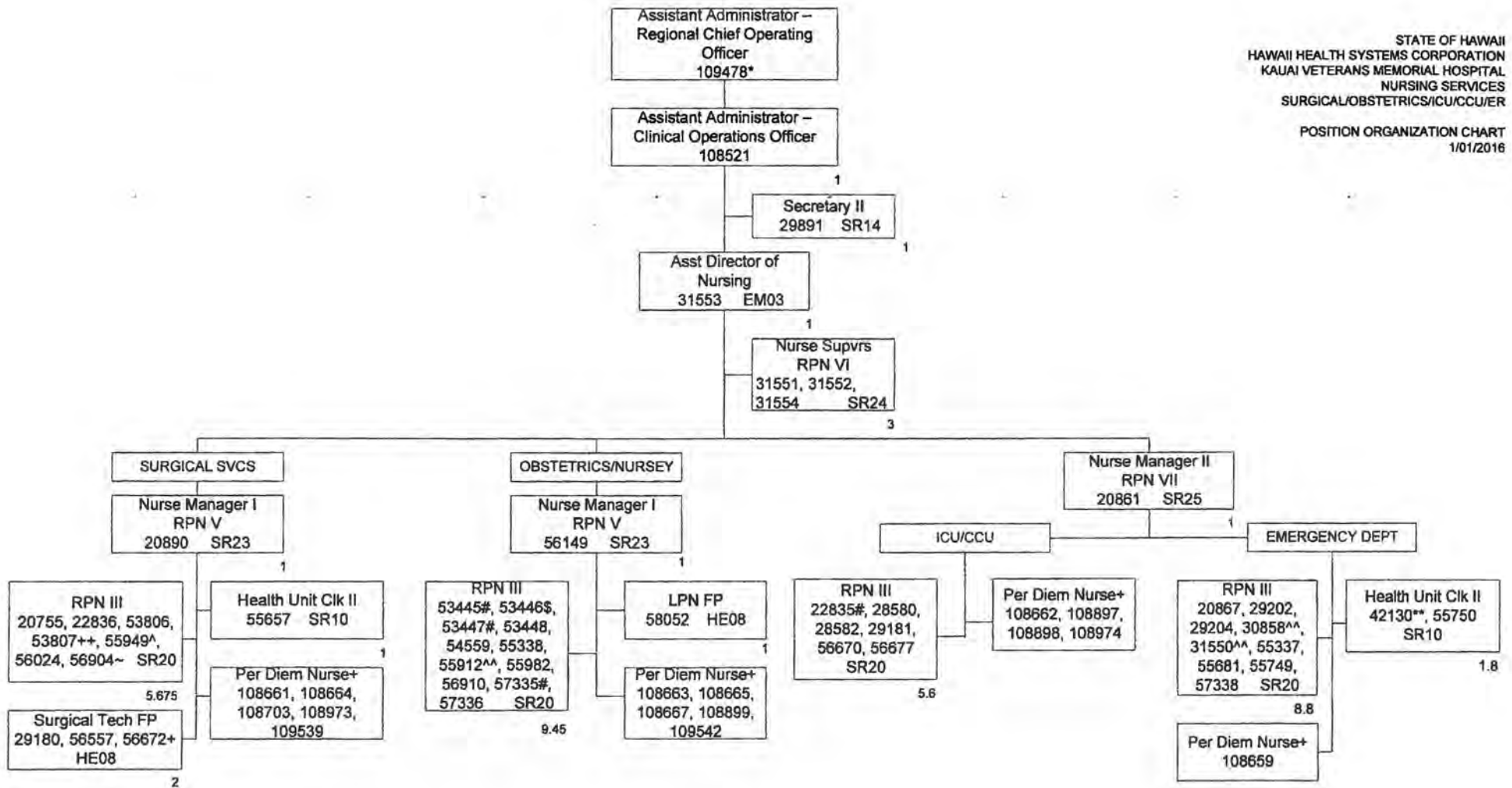




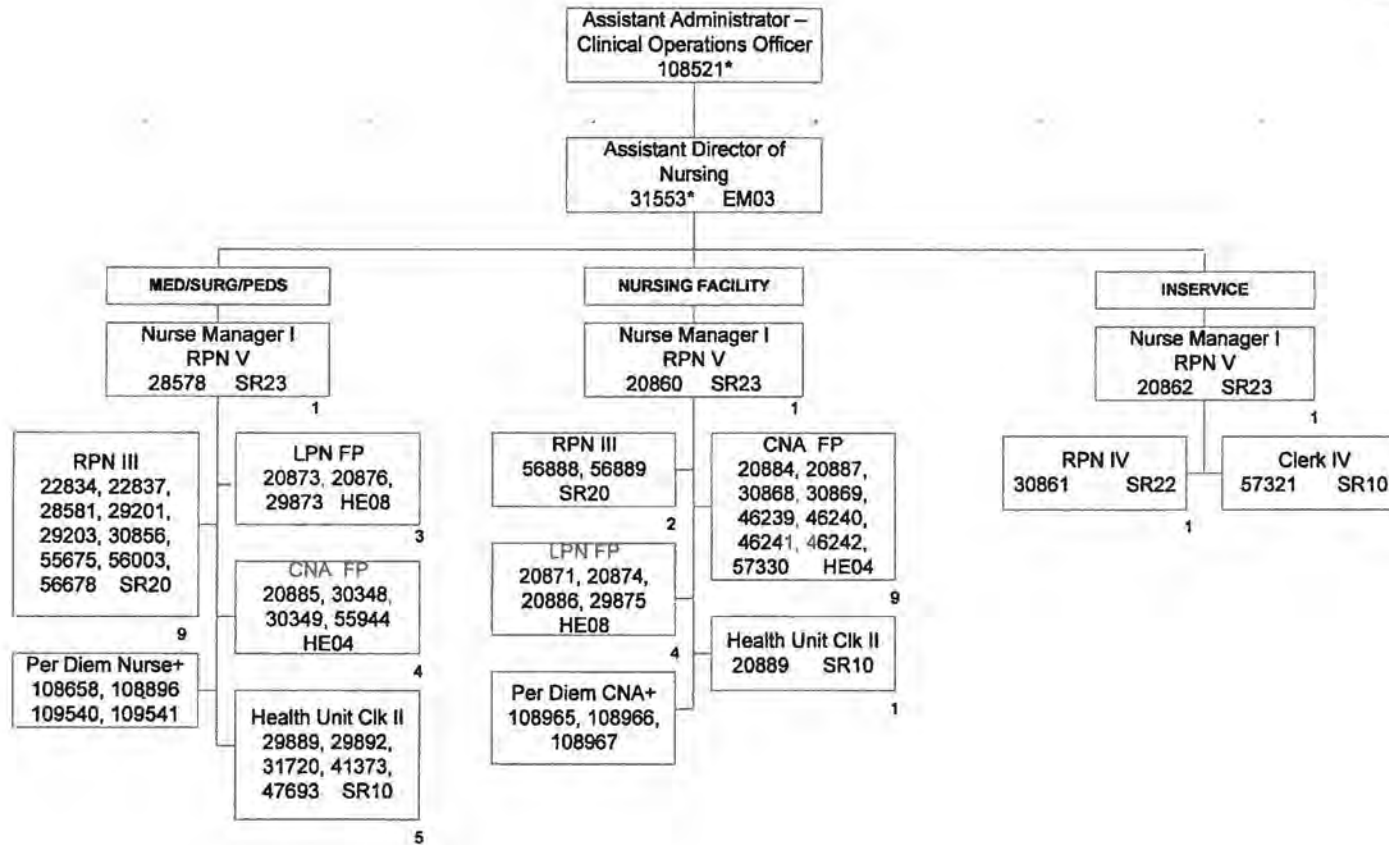
TOTAL COUNT ON THIS ORG CHART: 25  
+Temporary position, not included in position count  
\*Not included in position count on this chart



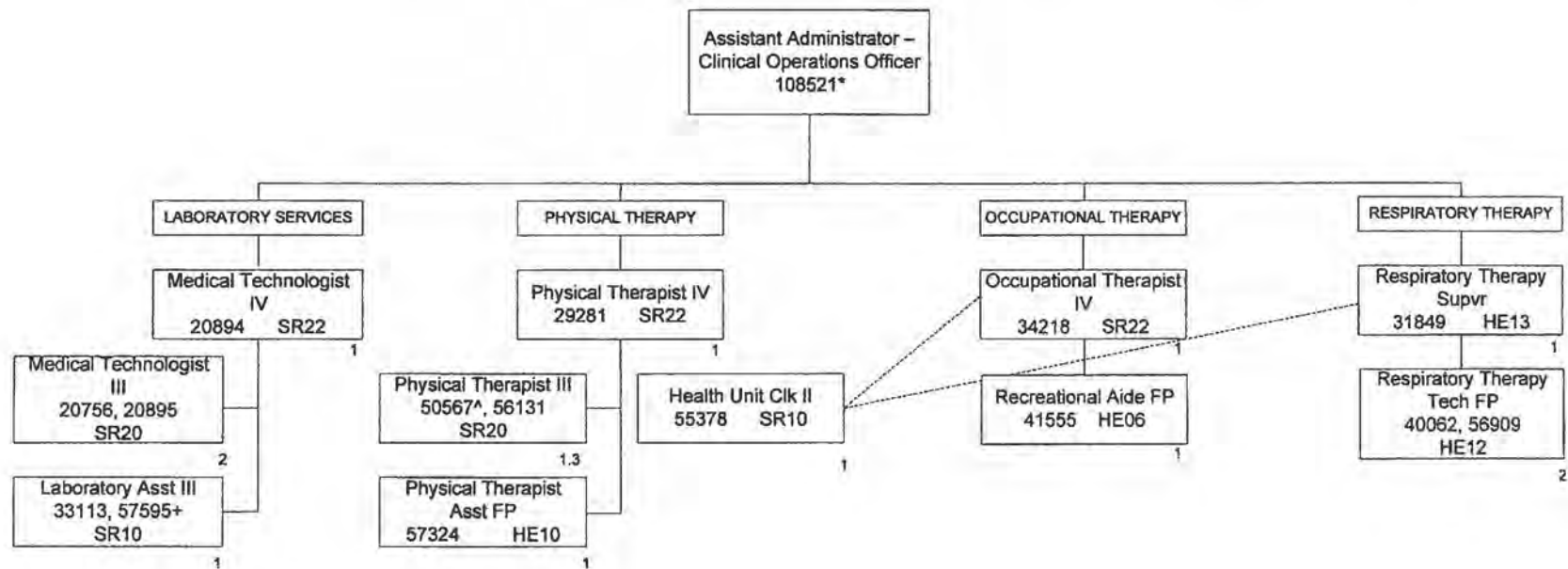
TOTAL COUNT ON THIS ORG CHART: 7  
+Temporary position, not included in position count  
\*Not included in position count on this chart



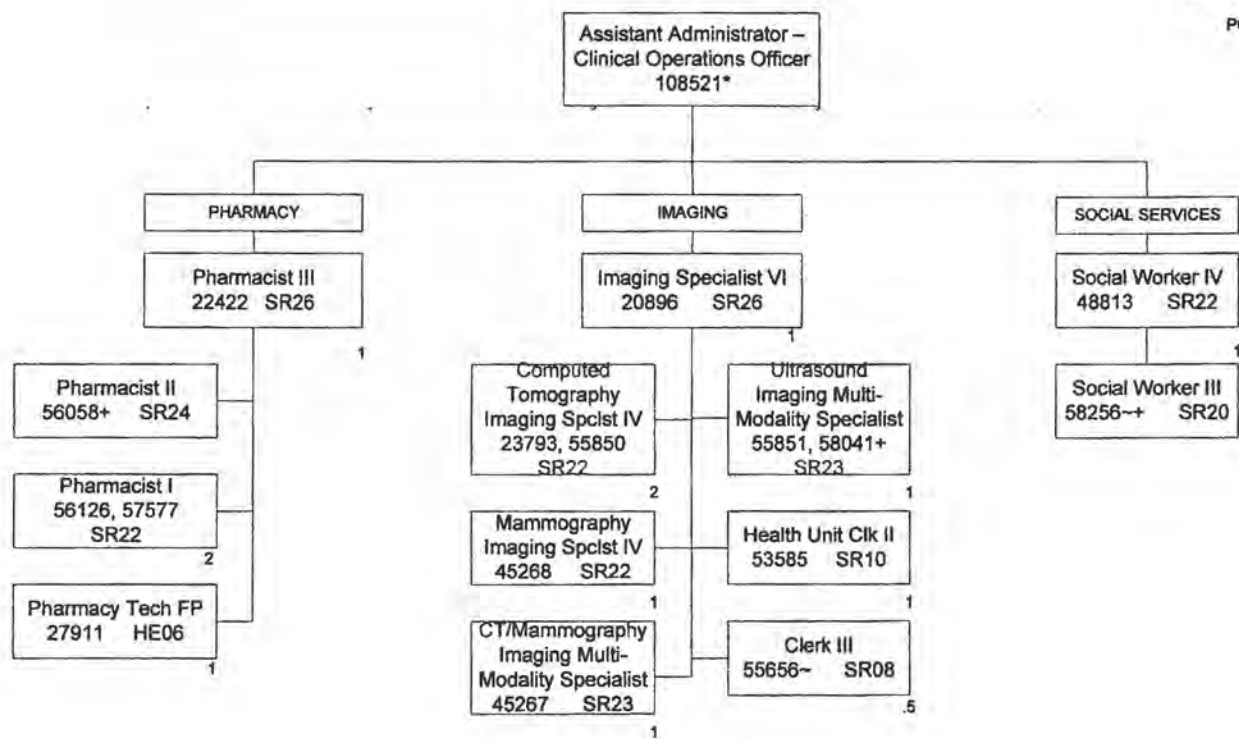
TOTAL COUNT ON THIS ORG CHART: 44.325  
+Temporary position, not included in position count  
\*Not included in position count on this chart  
^30% FTE ~50% FTE #60% FTE \*\*80% FTE  
\$75% FTE ++87.5 ^^90% FTE



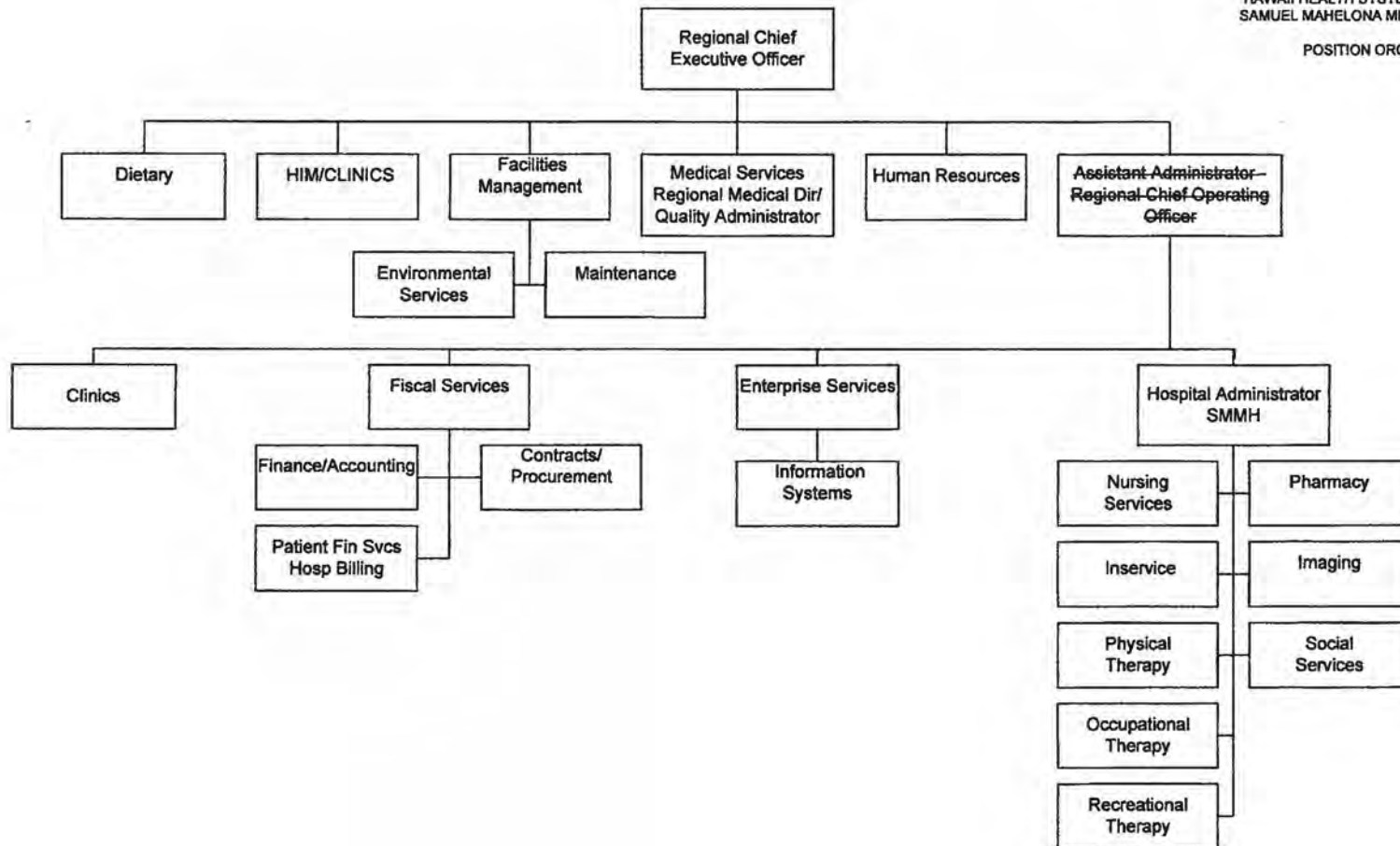
TOTAL COUNT ON THIS ORG CHART: 42  
+Temporary position, not included in position count  
\*Not included in position count on this chart



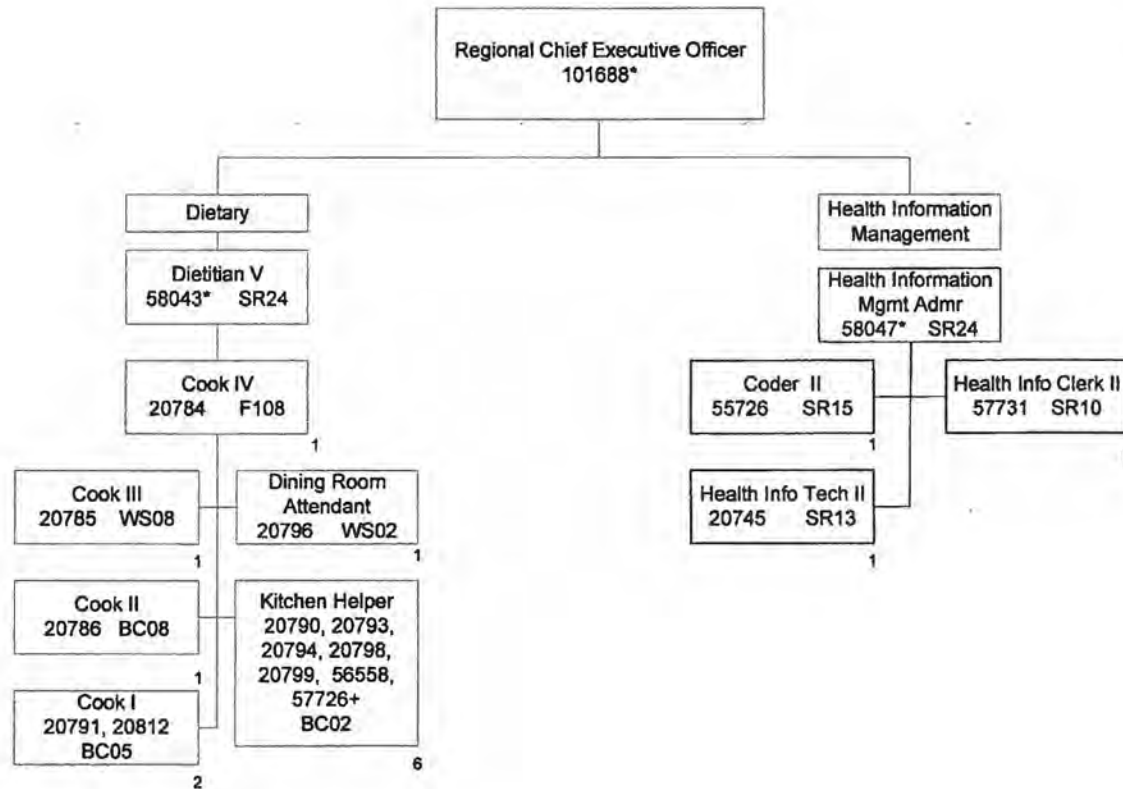
TOTAL COUNT ON THIS ORG CHART: 13.3  
+Temporary position, not included in position count  
\*Not included in position count on this chart  
^30% FTE



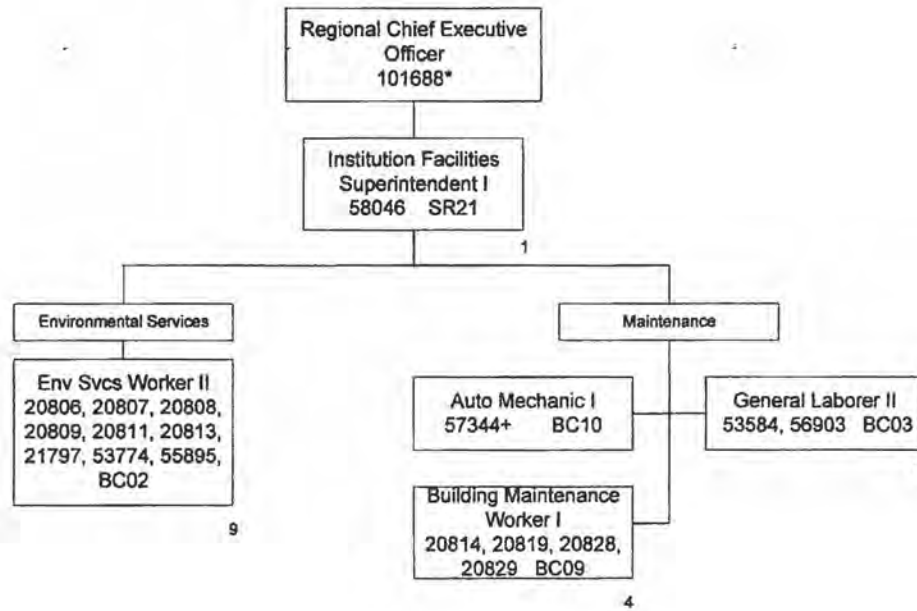
TOTAL COUNT ON THIS ORG CHART: 12.5  
+Temporary position, not included in position count  
\*Not included in position count on this chart  
~50% FTE








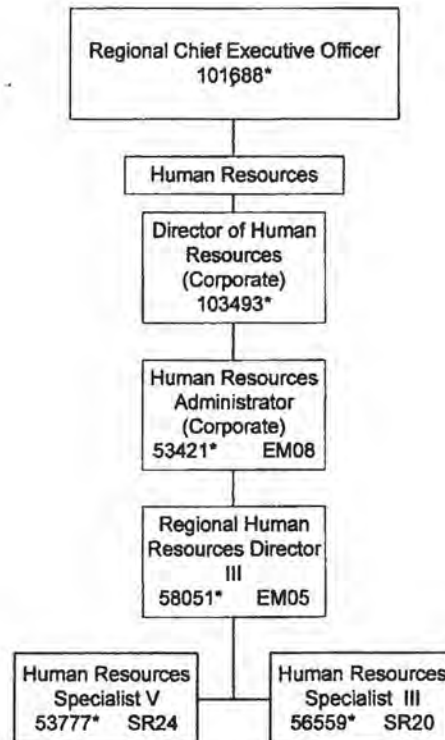
TOTAL COUNT ON THIS ORG CHART: 15  
+Temporary position, not included in position count  
\*Not included in position count on this chart




TOTAL COUNT ON THIS ORG CHART: 16  
+Temporary position, not included in position count  
\*Not Included in position count on this chart



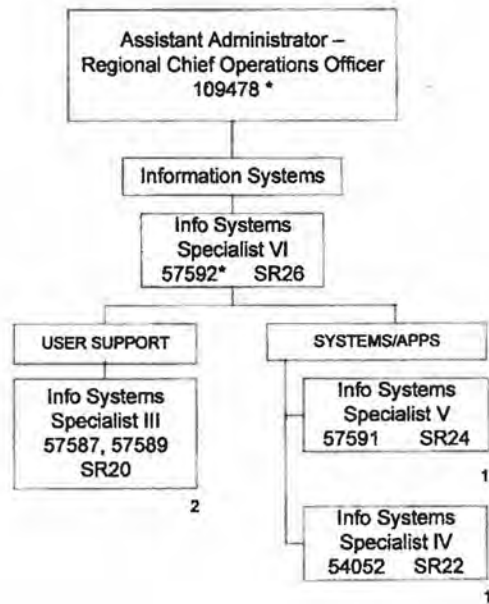
TOTAL COUNT ON THIS ORG CHART: 1  
+ Temporary position, not included in position count.  
\* Not included in position count on this chart



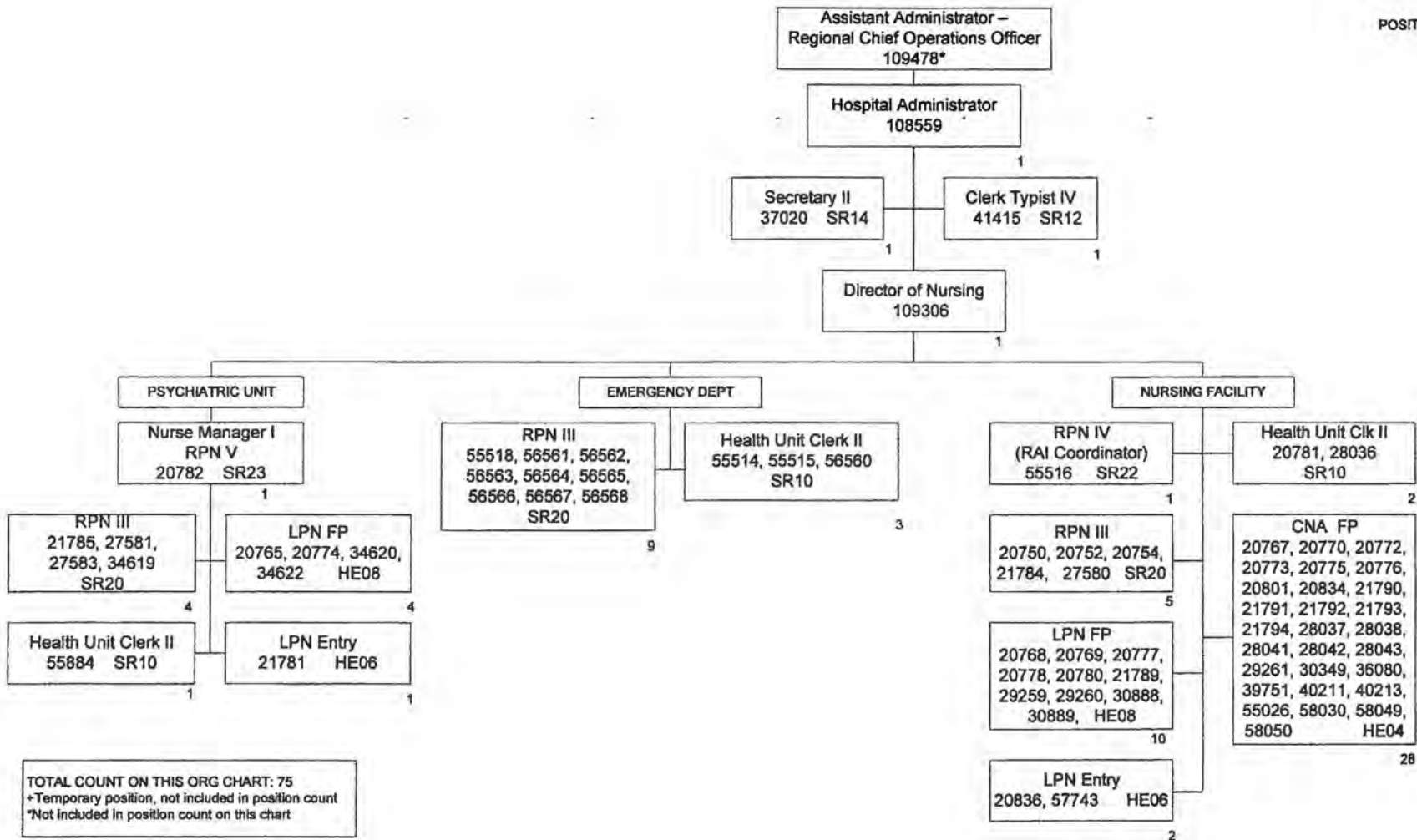
TOTAL COUNT ON THIS ORG CHART: 0  
\* Not included in position count on this chart.



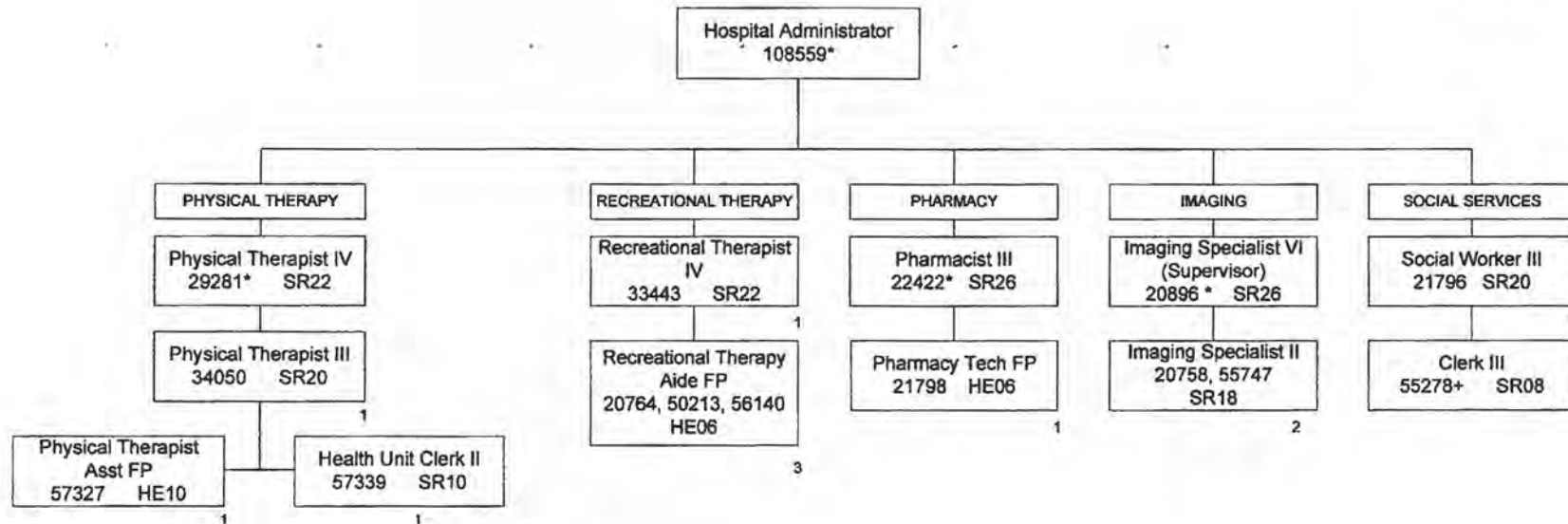
TOTAL COUNT ON THIS ORG CHART: 5  
+Temporary position, not included in position count  
\*Not included in position count on this chart



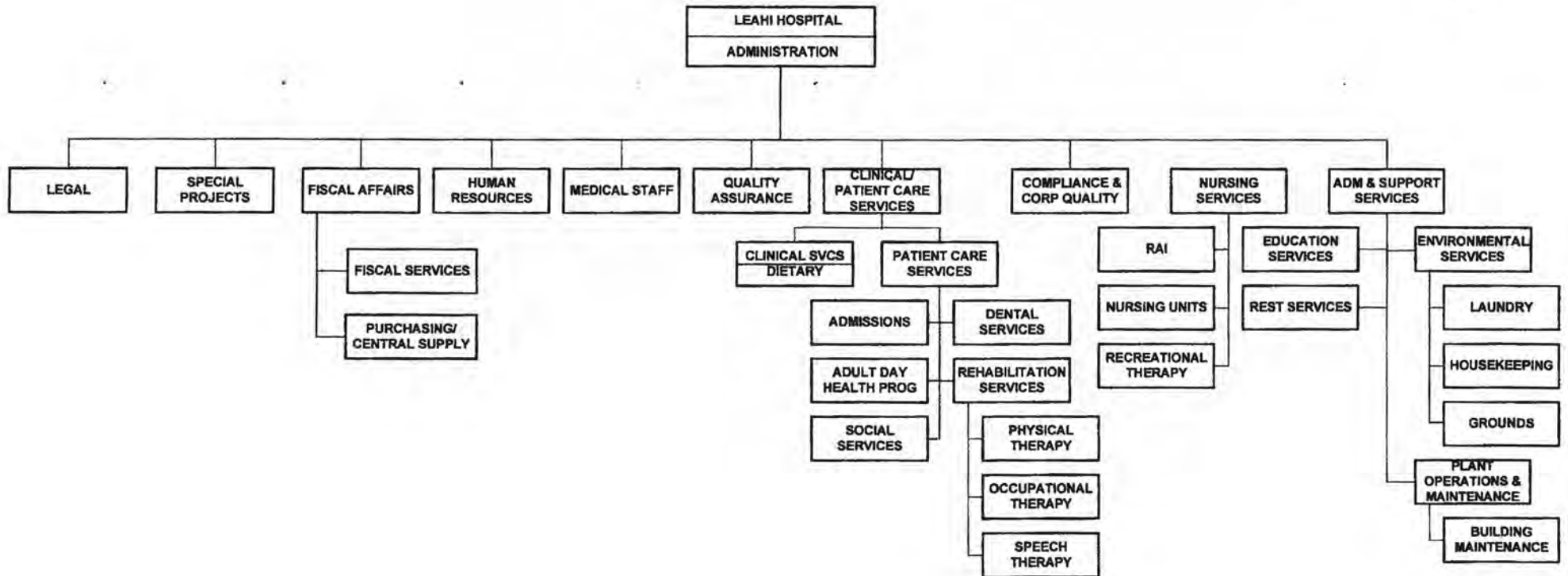
TOTAL COUNT ON THIS ORG CHART: 4  
\* Not included in position count on this chart.

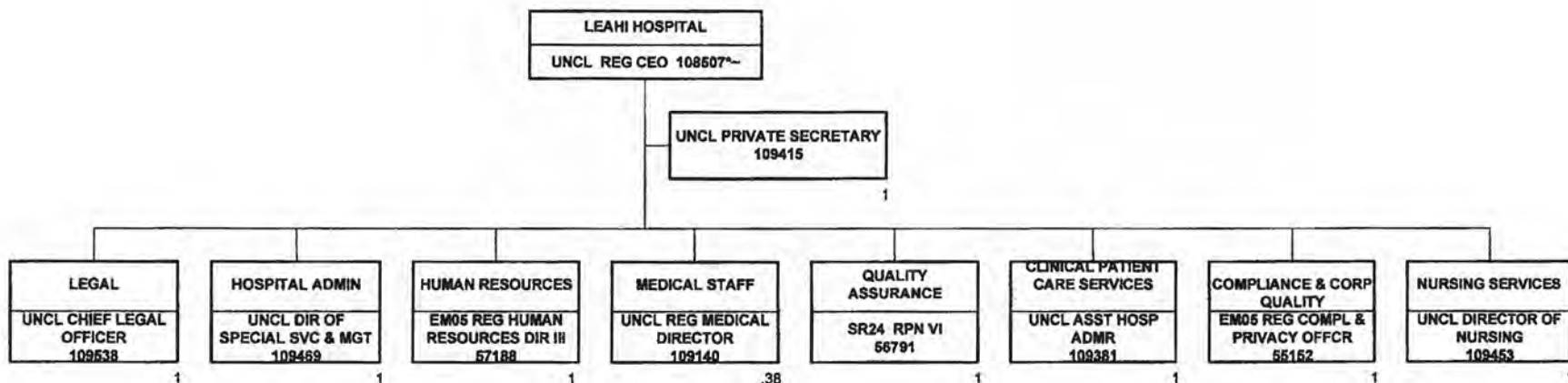




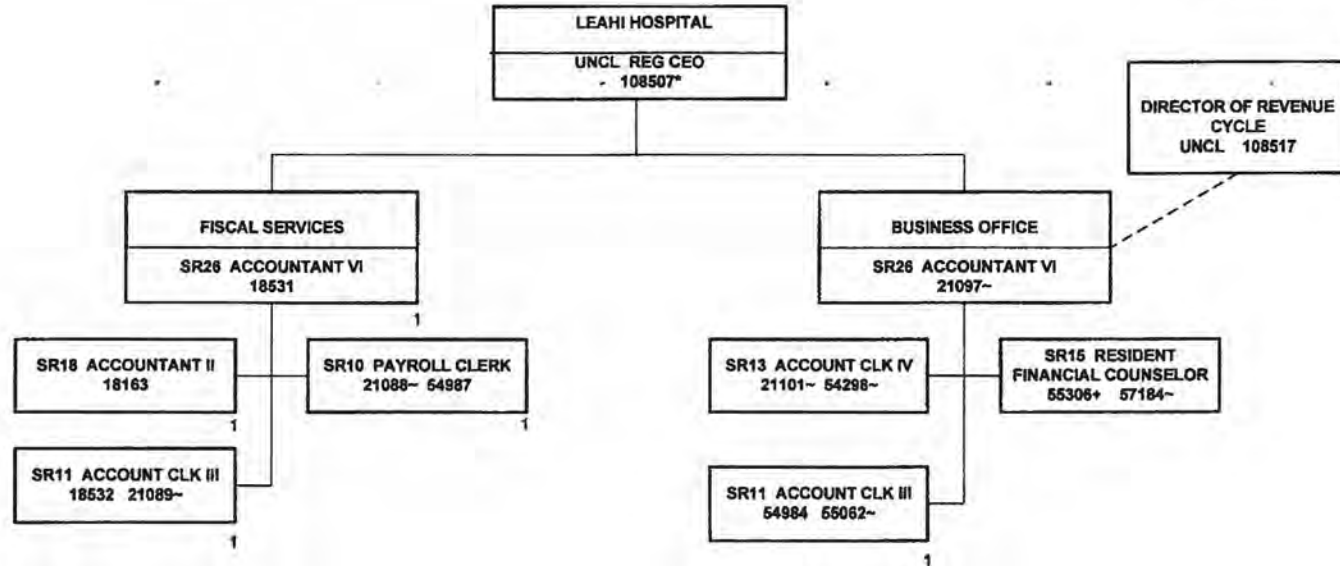


TOTAL COUNT ON THIS ORG CHART: 11  
\*Temporary position, not included in position count  
\*Not included in position count on this chart



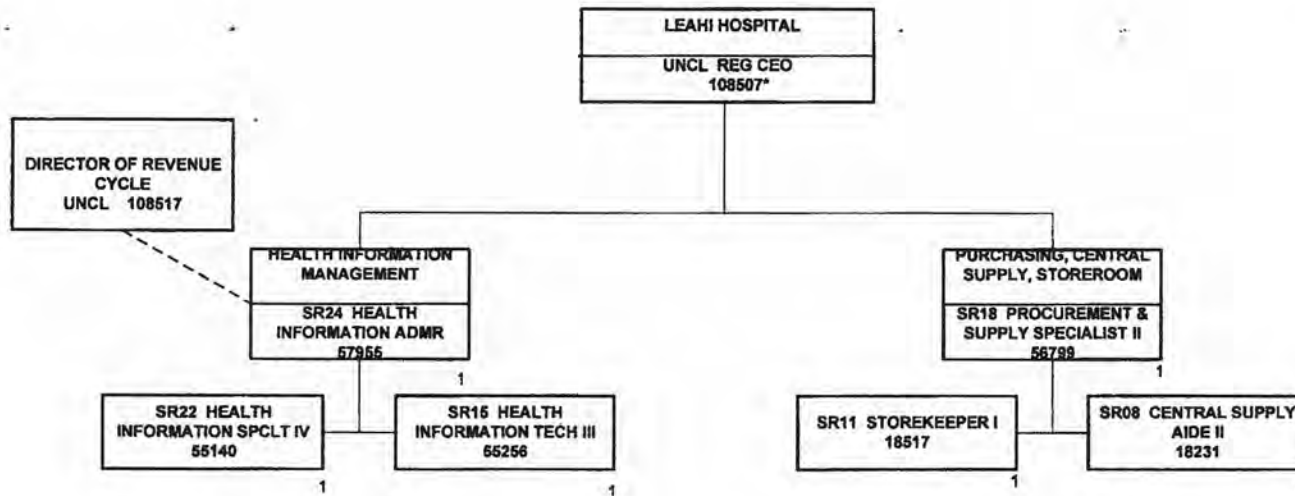


\* .50% FTE  
\*\* .60% FTE  
~POSITION LOCATED AT MALUHIA



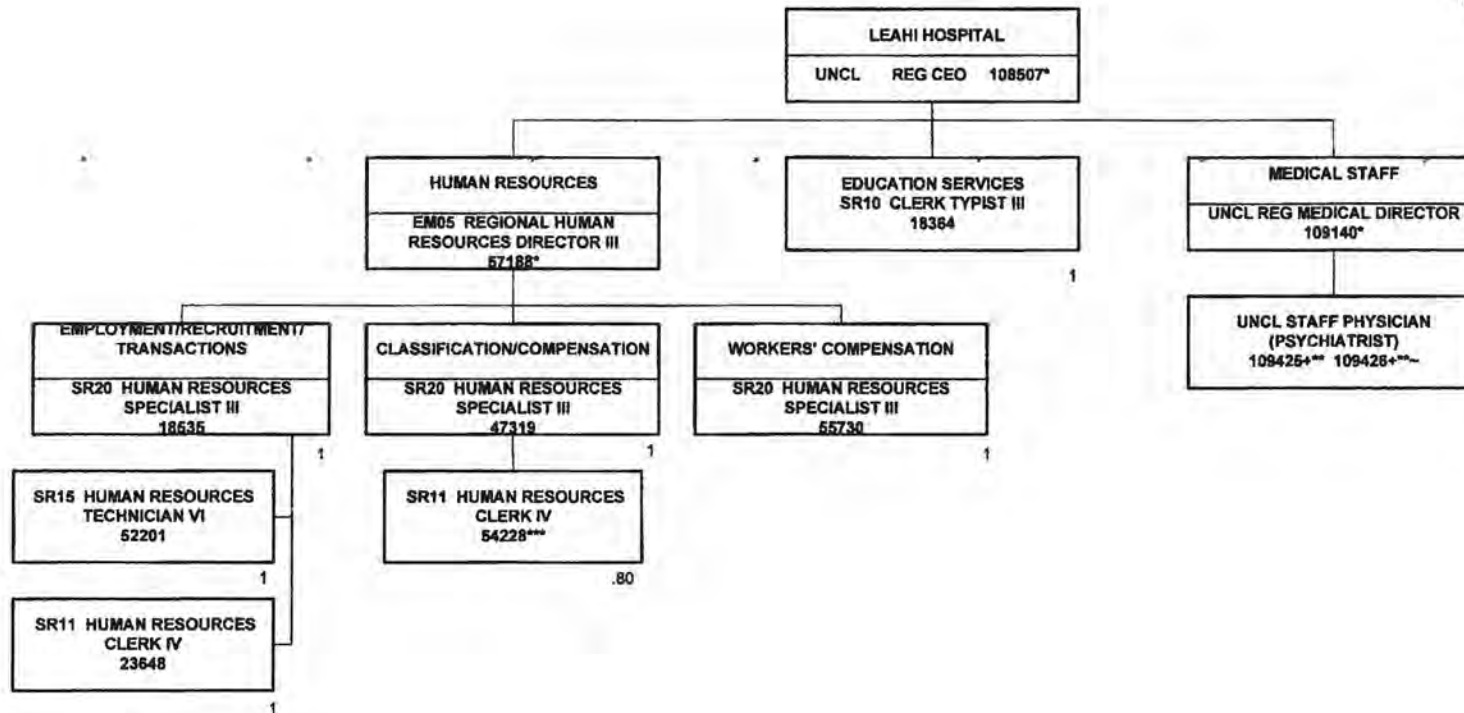
\*NOT INCLUDED IN POSITION COUNT ON THIS CHART  
\*\* .50% FTE  
+TEMPORARY POSITION, NOT INCLUDED IN POSITION COUNT  
~POSITION ASSIGNED TO MALUHIA

TOTAL FTE COUNT ON THIS CHART: 5



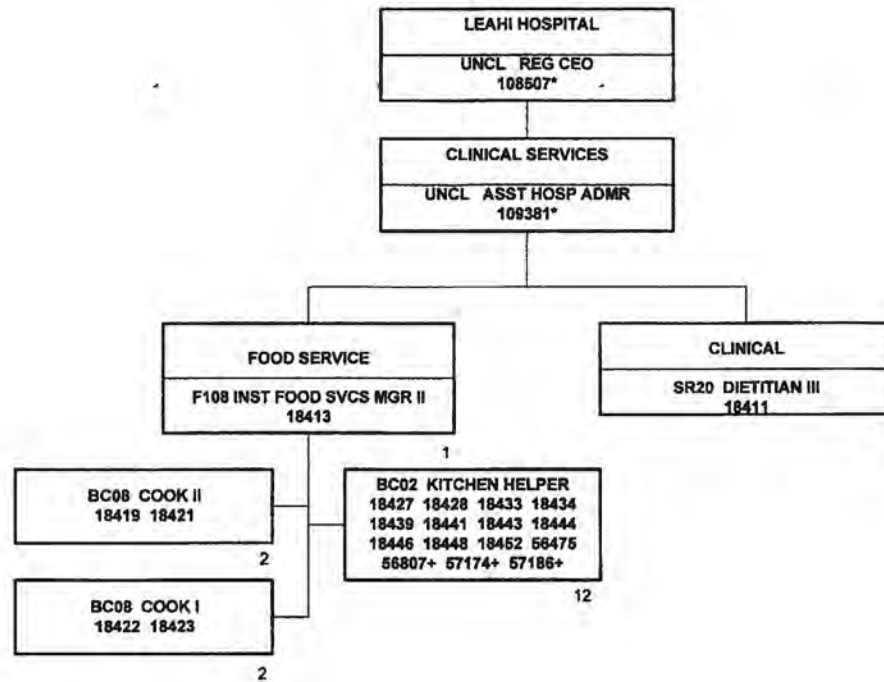
\*NOT INCLUDED IN POSITION COUNT ON THIS CHART  
\*\* .50% FTE  
+TEMPORARY POSITION, NOT INCLUDED IN POSITION COUNT  
~POSITION ASSIGNED TO MALUHIA

TOTAL FTE COUNT ON THIS CHART: 6



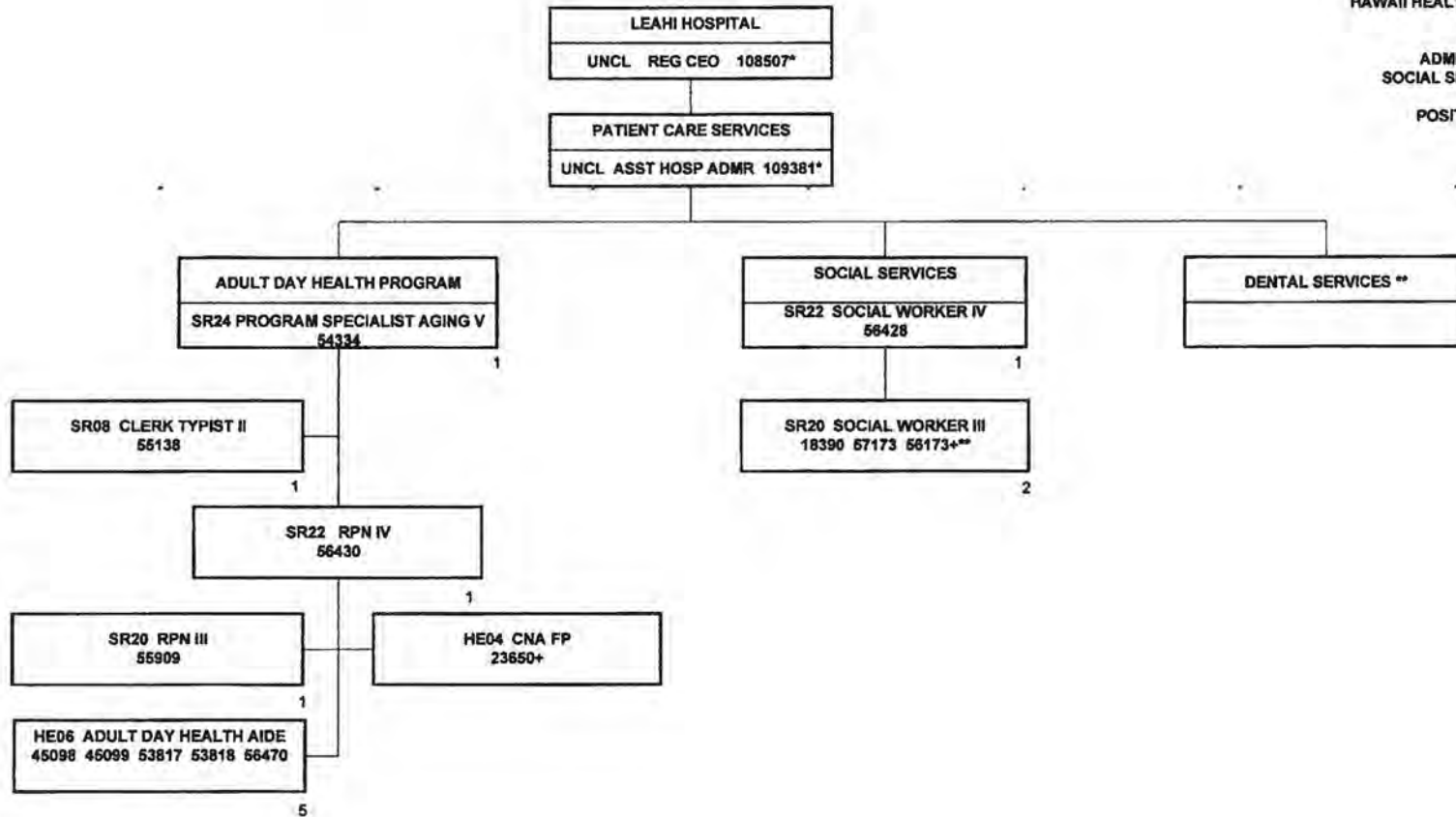
\*NOT INCLUDED IN POSITION COUNT ON THIS CHART  
\*\* .48% FTE  
\*\*\* .80% FTE  
+TEMPORARY POSITION, NOT INCLUDED ON POSITION COUNT  
~Position Located at Maluhia

TOTAL FTE COUNT ON THIS CHART: 6.80

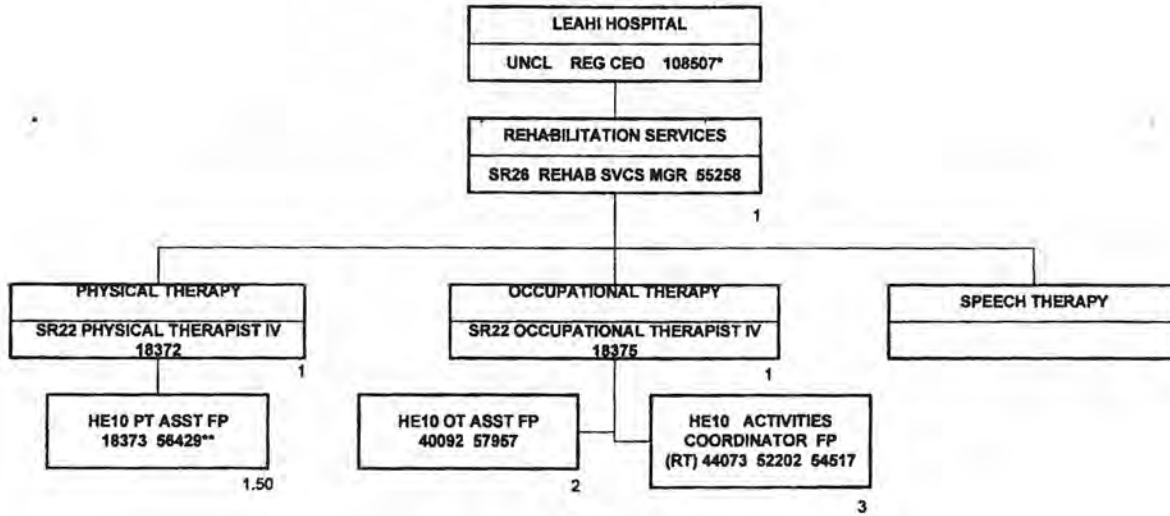


\*NOT INCLUDED IN POSITION COUNT ON THIS CHART  
+TEMPORARY POSITION, NOT INCLUDED ON POSITION COUNT  
~POSITION LOCATED AT MALUHIA  
Pg. 6

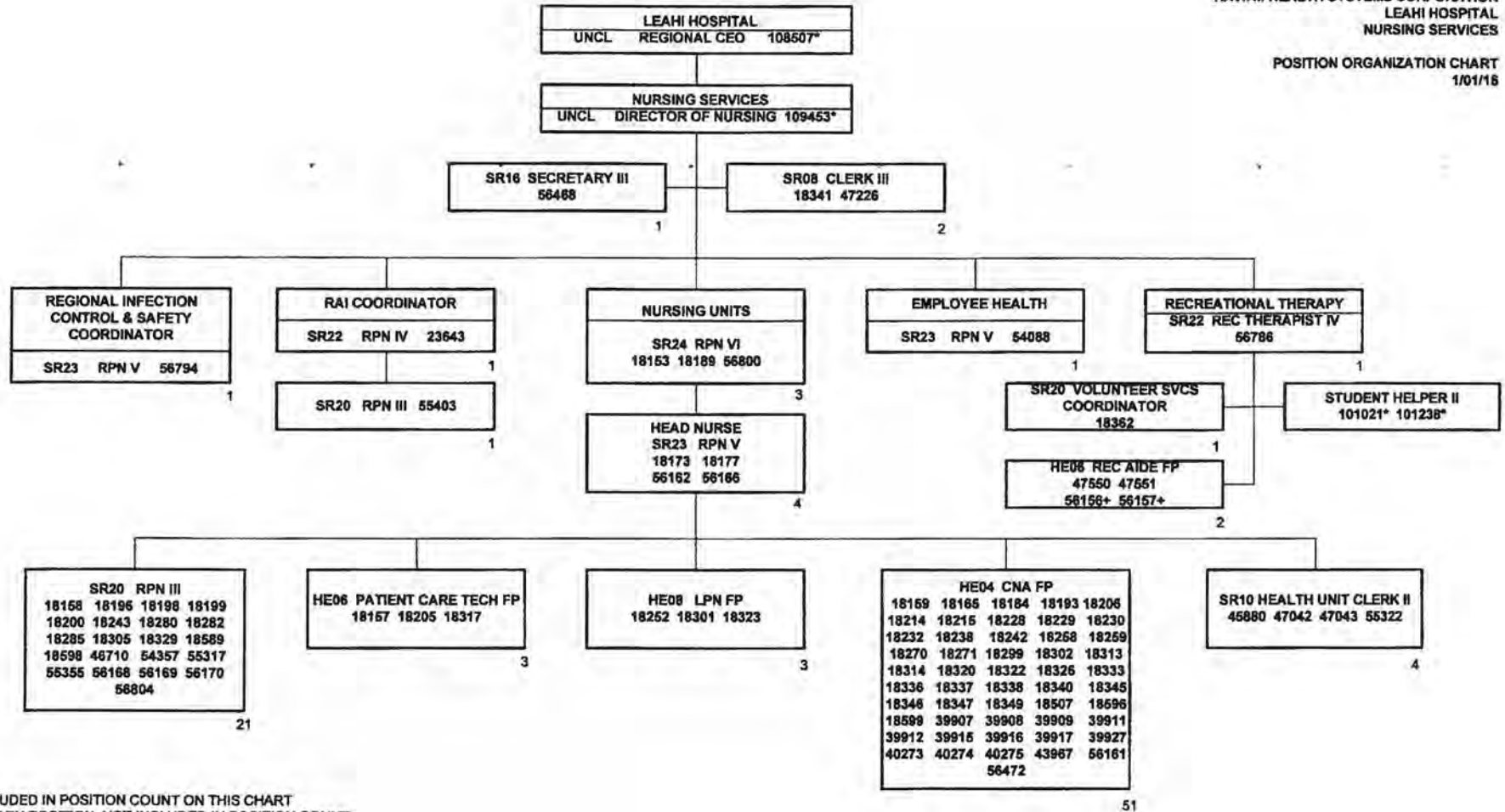




\*NOT INCLUDED IN POSITION COUNT ON THIS CHART  
\*\* .50% FTE  
\*\*\* .60% FTE  
+TEMPORARY POSITION, NOT INCLUDED IN POSITION COUNT



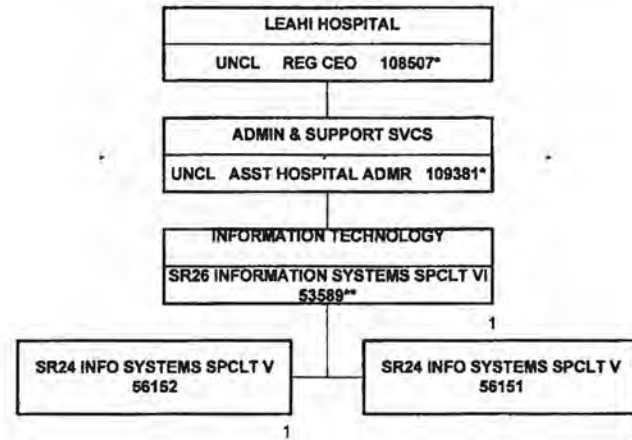
\*NOT INCLUDED IN POSITION COUNT ON THIS CHART  
\*\* .50% FTE  
\*\*\* .30% FTE  
(ADH) ADULT DAY HEALTH  
(RT) RECREATION THERAPY  
+TEMPORARY POSITION, NOT INCLUDED IN POSITION COUNT



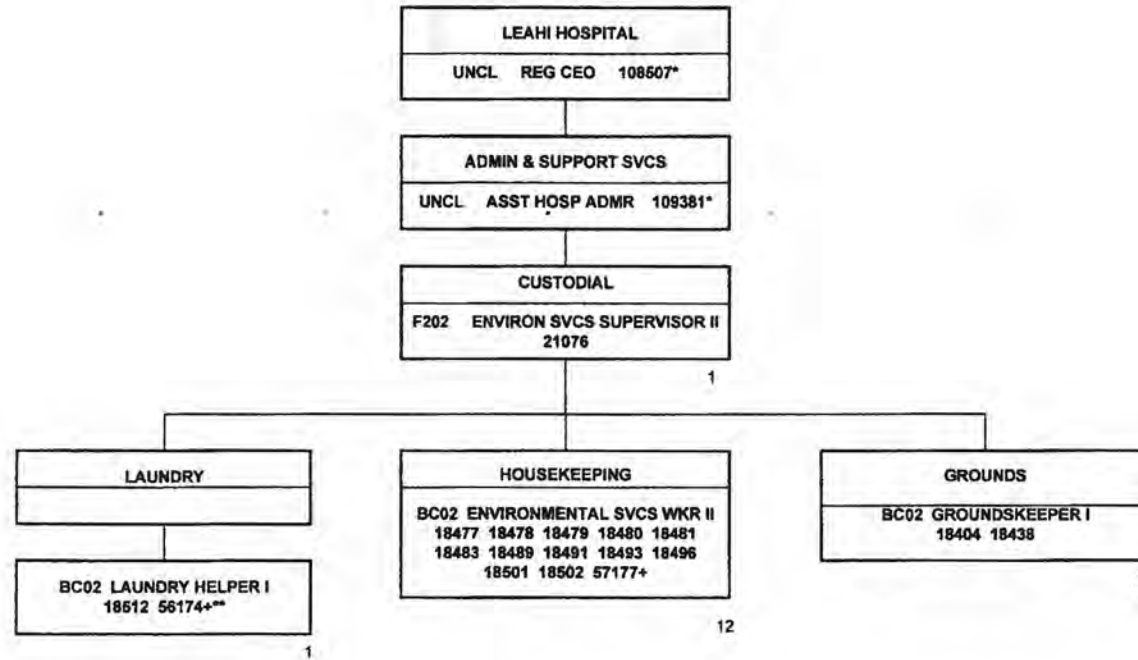
\*NOT INCLUDED IN POSITION COUNT ON THIS CHART  
+TEMPORARY POSITION, NOT INCLUDED IN POSITION COUNT  
\*\*\*.60 FTE  
\*\*.50 FTE  
\*\*\*.40 FTE  
\*\*+.25 FTE

TOTAL FTE COUNT ON THIS CHART: 100

STATE OF HAWAII  
HAWAII HEALTH SYSTEMS CORPORATION  
LEAHI HOSPITAL  
ADMINISTRATION & SUPPORT SERVICES  
INFORMATION TECHNOLOGY  
POSITION ORGANIZATION CHART  
1/01/16



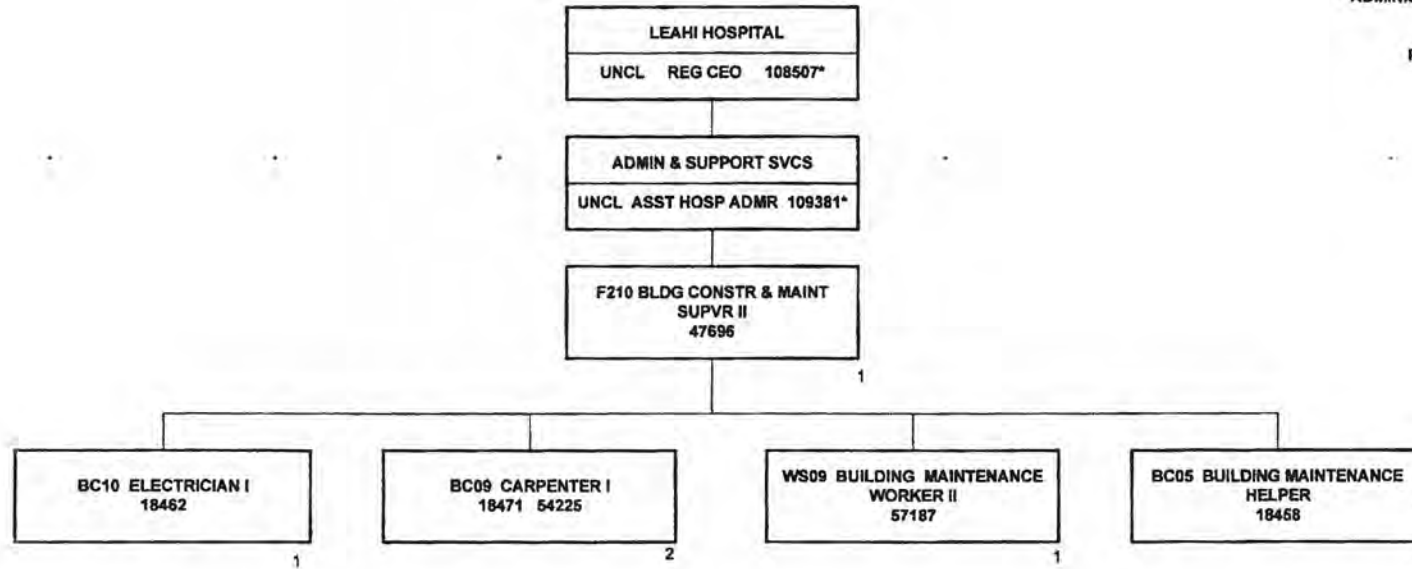
\*NOT INCLUDED IN POSITION COUNT ON THIS CHART  
\*\*POSITION DOTTED LINE TO HHSC-DIRECTOR OF REGIONAL IT  
+TEMPORARY POSITION, NOT INCLUDED ON POSITION COUNT  
~POSITION LOCATED AT MALUHIA



\*NOT INCLUDED IN POSITION COUNT ON THIS CHART  
+TEMPORARY POSITION, NOT INCLUDED IN POSITION COUNT  
\*\* .50% FTE

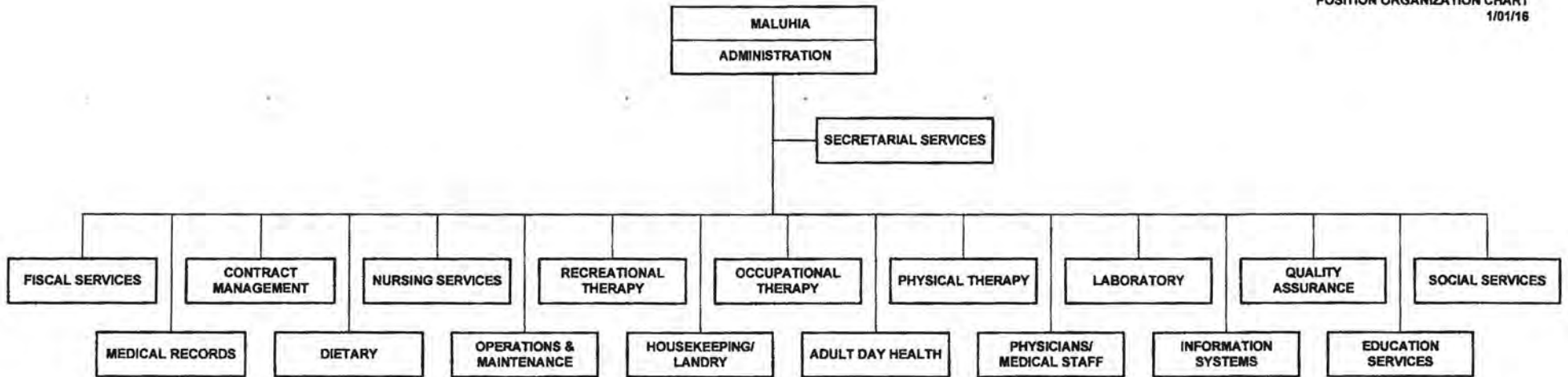
STATE OF HAWAII  
HAWAII HEALTH SYSTEMS CORPORATION  
LEAHI HOSPITAL  
ADMINISTRATION & SUPPORT SERVICES  
PLANT MAINTENANCE

POSITION ORGANIZATION CHART  
1/01/16



\*NOT INCLUDED IN POSITION COUNT ON THIS CHART  
\*\* .60% FTE  
+TEMPORARY POSITION NOT INCLUDED IN POSITION COUNT

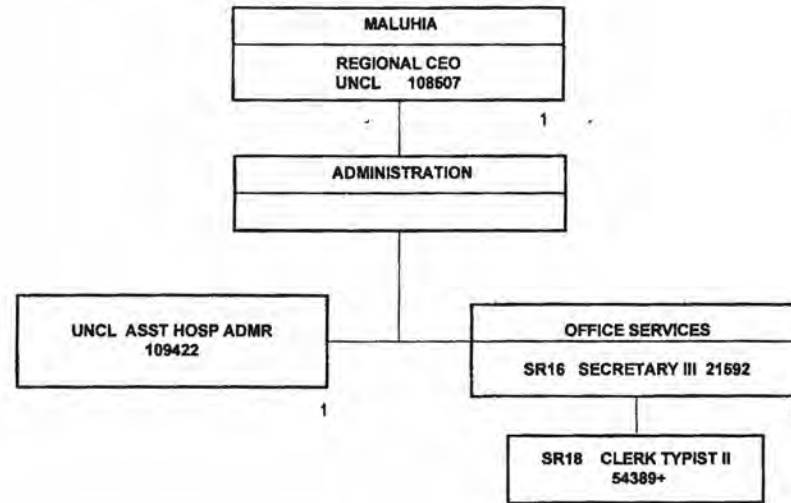
TOTAL FTE COUNT ON THIS CHART: 6





STATE OF HAWAII  
 HAWAII HEALTH SYSTEMS CORPORATION  
 MALUHIA  
 ADMIN/FISCAL SERVICES/HUMAN RESOURCES

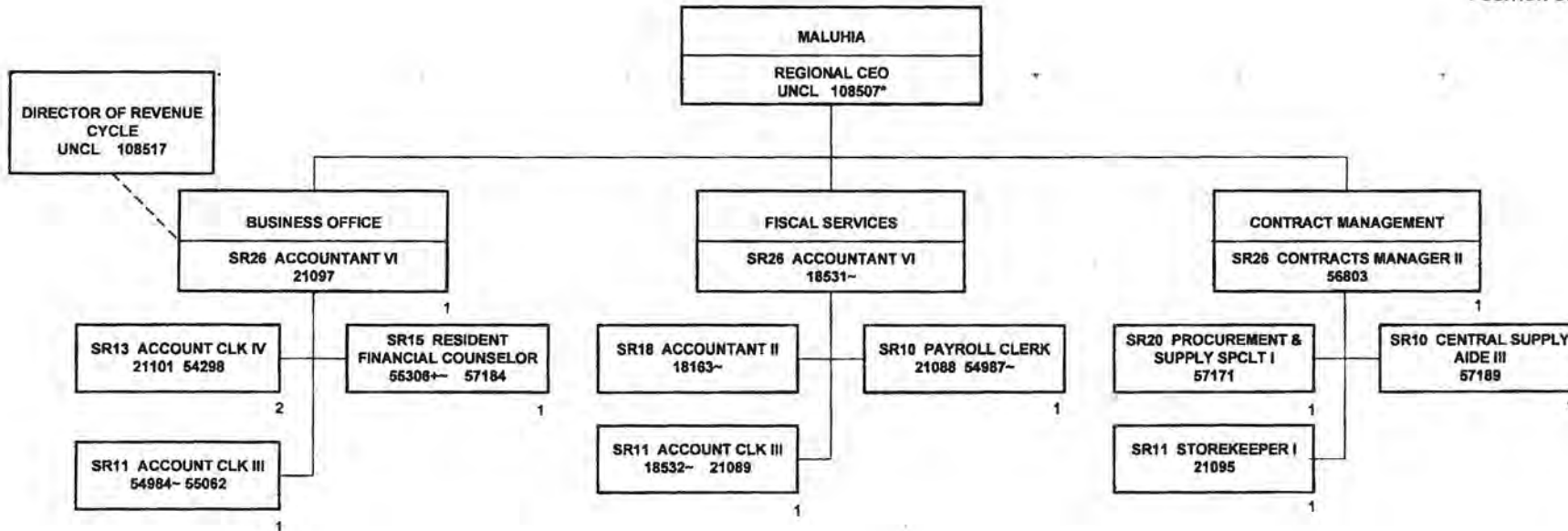
POSITION ORGANIZATION CHART  
 1/01/16



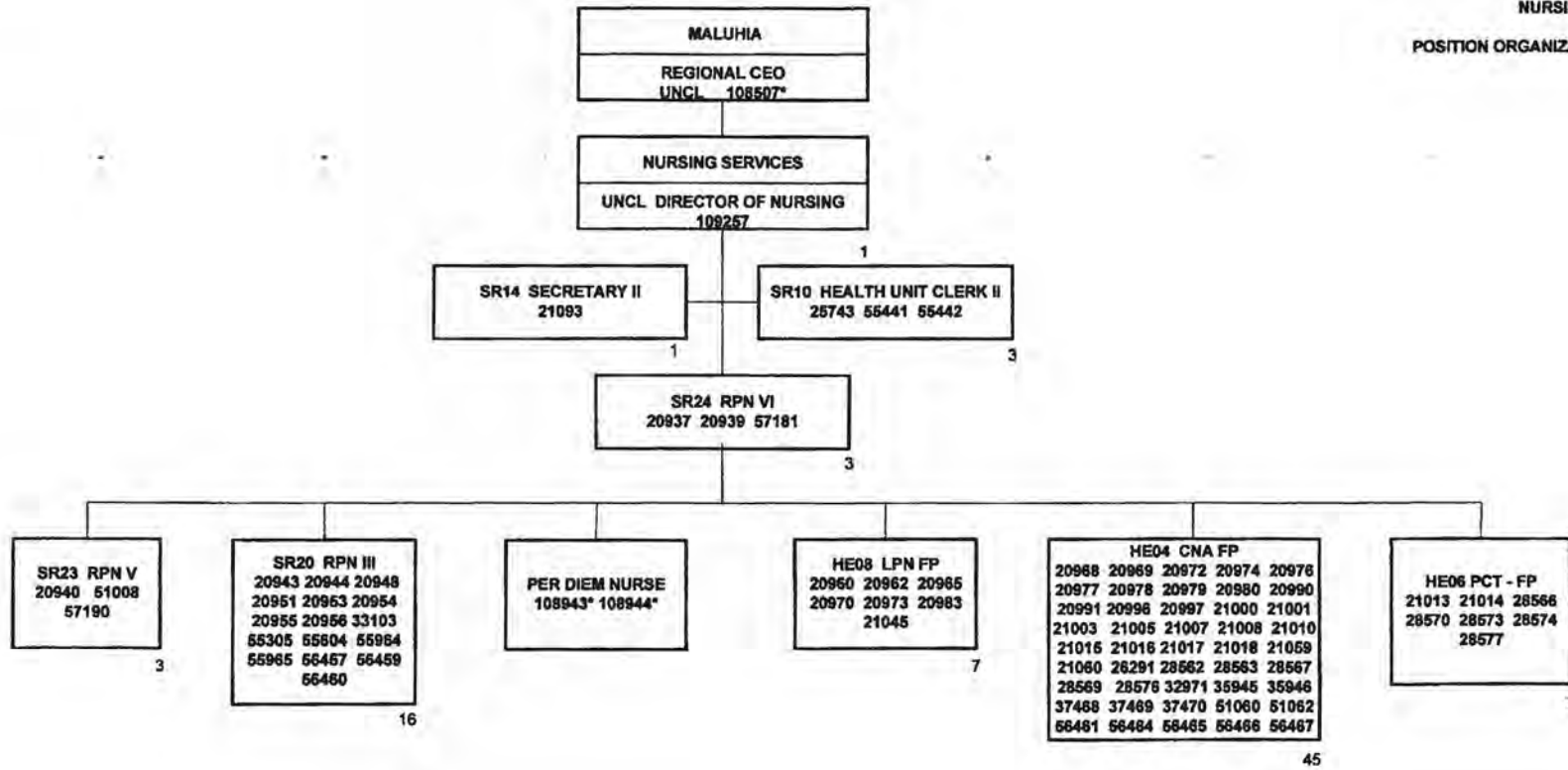
\*NOT INCLUDED IN POSITON COUNT ON THIS CHART  
 ~POSITION ASSIGNED TO LEAHI  
 \*\*.50% FTE  
 +TEMPORARY POSITION, NOT INCLUDED IN POSITION COUNT

STATE OF HAWAII  
HAWAII HEALTH SYSTEMS CORPORATION  
MALUHIA  
BUSINESS OFFICE/FISCAL SERVICES/  
CONTRACT MANAGEMENT

POSITION ORGANIZATION CHART  
1/01/16

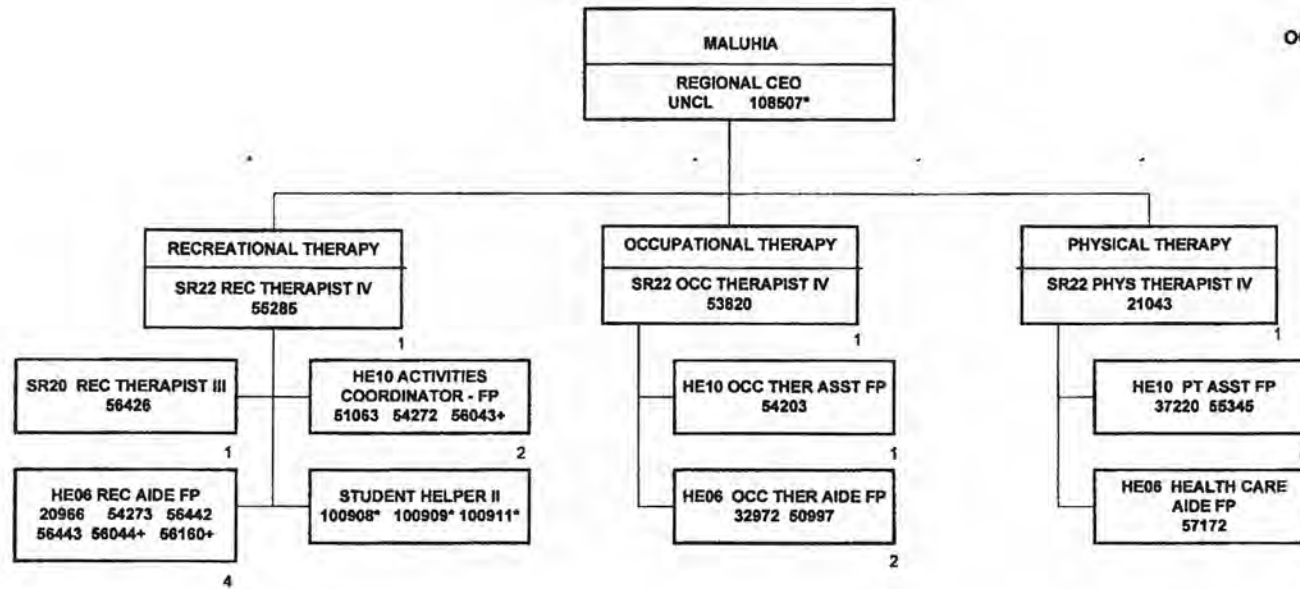


\*NOT INCLUDED IN POSITION COUNT ON THIS CHART  
~POSITION ASSIGNED TO LEAHI  
\*\* .50% FTE  
+TEMPORARY POSITION, NOT INCLUDED IN POSITION COUNT

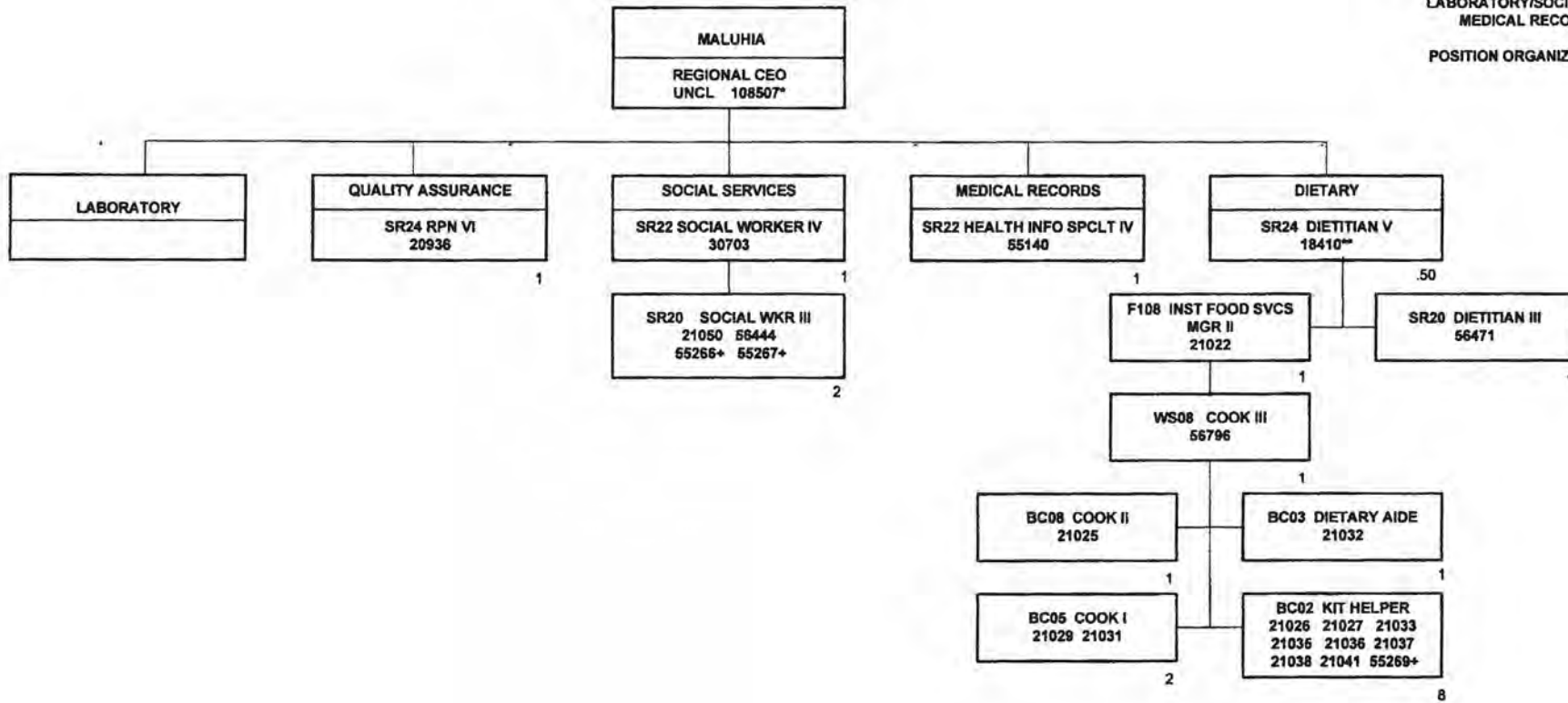


\*NOT INCLUDED IN POSITION COUNT ON THIS CHART  
\*\*REGIONALIZED POSITION, NOT COUNTED ON LEAHI ORG CHART  
+TEMPORARY POSITION, NOT INCLUDED IN POSITION COUNT

STATE OF HAWAII  
HAWAII HEALTH SYSTEMS CORPORATION  
MALUHIA  
RECREATIONAL THERAPY/  
OCCUPATIONAL THERAPY/PHYSICAL THERAPY  
POSITION ORGANIZATION CHART  
1/01/16

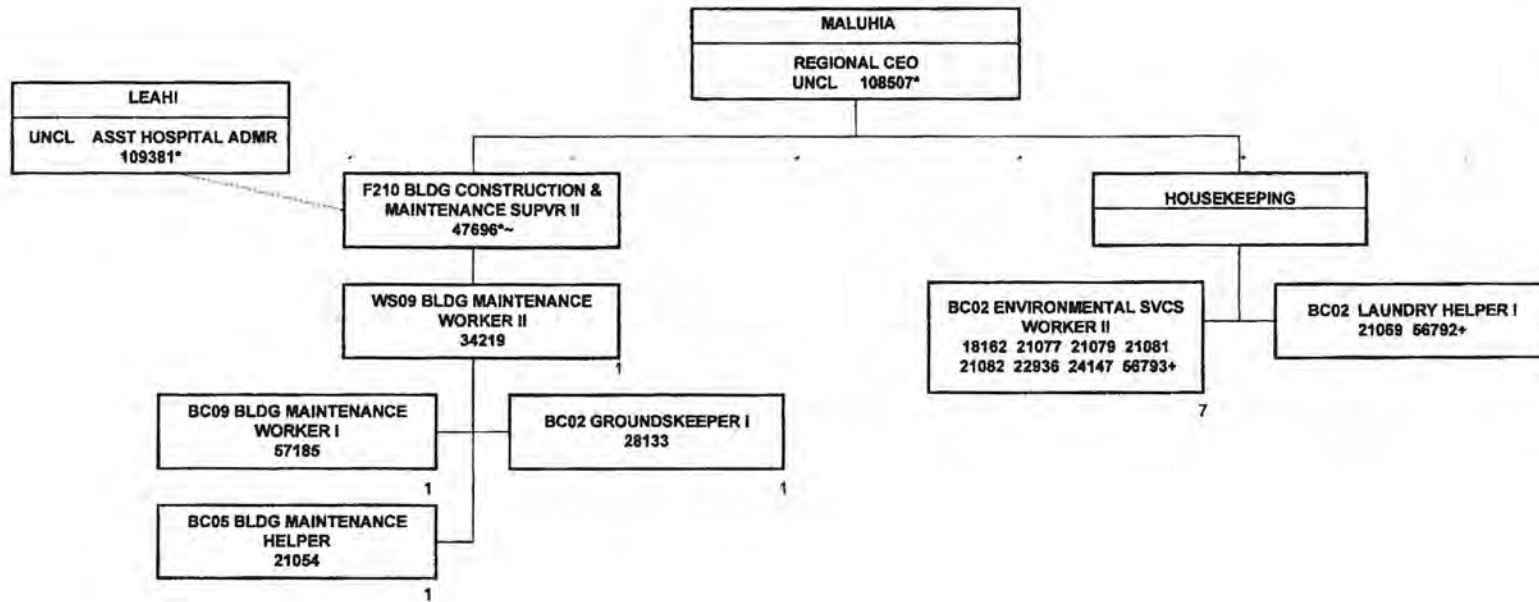


\*NOT INCLUDED IN POSITION COUNT ON THIS CHART  
+TEMPORARY POSITION, NOT INCLUDED IN POSITION COUNT

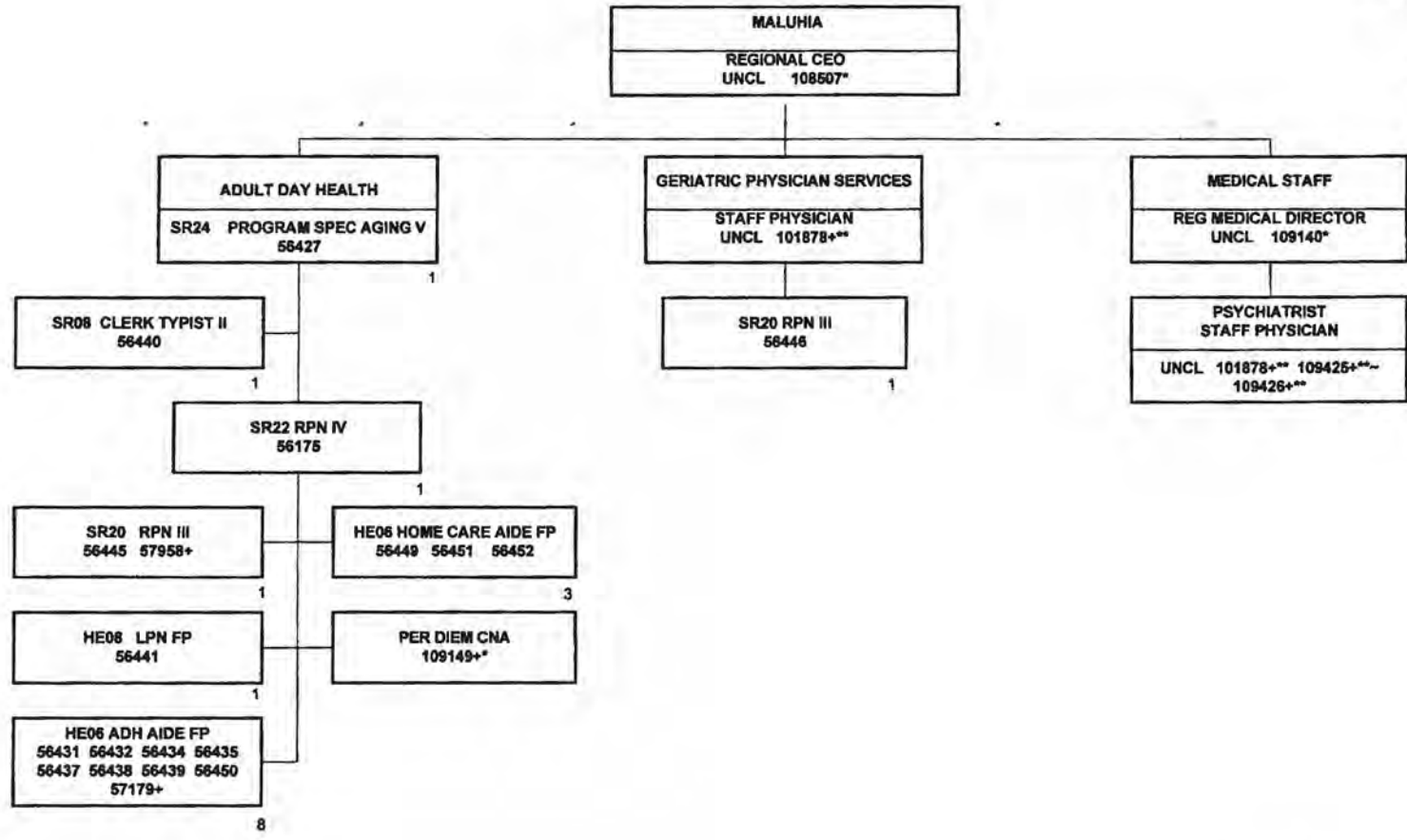


\*NOT INCLUDED IN POSITION COUNT ON THIS CHART  
+TEMPORARY POSITION, NOT INCLUDED IN POSITION COUNT  
\*\* .50 FTE

TOTAL FTE COUNT ON THIS CHART: 20.50

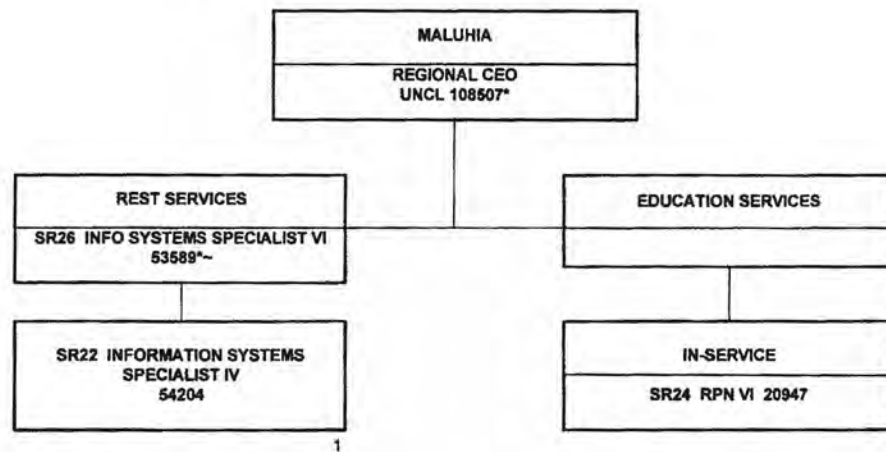


\*NOT INCLUDED IN POSITION COUNT ON THIS CHART  
~POSITION LOCATED AT LEAHI  
+TEMPORARY POSITION, NOT INCLUDED ON POSITION COUNT



\*NOT INCLUDED IN POSITION COUNT ON THIS CHART  
\*\* .50% FTE  
+TEMPORARY POSITION, NOT INCLUDED IN POSITION COUNT  
~LOCATED AT LEAHI

TOTAL FTE COUNT ON THIS CHART: 17



\*NOT INCLUDED IN POSITION COUNT OF THIS CHART  
~POSITION LOCATED AT LEAHI