

DEPT. COMM. NO. 29

DEPARTMENT OF BUSINESS, ECONOMIC DEVELOPMENT & TOURISM

DAVID Y. IGE
GOVERNOR

LUIS P. SALAVERIA
DIRECTOR

MARY ALICE EVANS
DEPUTY DIRECTOR

No. 1 Capitol District Building, 250 South Hotel Street, 5th Floor, Honolulu, Hawaii 96813
Mailing Address: P.O. Box 2359, Honolulu, Hawaii 96804
Web site: www.hawaii.gov/dbedt

Telephone: (808) 586-2355
Fax: (808) 586-2377

November 18, 2016

The Honorable Ronald D. Kouchi,
President and Members
of the Senate
Twenty-Eighth State Legislature
State Capitol, Room 409
Honolulu, Hawaii 96813

The Honorable Joseph M. Souki,
Speaker and Members of the
House of Representatives
Twenty-Eighth State Legislature
State Capitol, Room 431
Honolulu, Hawaii 96813

Dear President Kouchi, Speaker Souki, and Members of the Legislature:


For your information and consideration, I am transmitting a copy of the Hawaii Strategic Development Corporation's Annual Report, as required by Sections 211F-15 and 211F-15.5, Hawaii Revised Statutes. In accordance with Section 93-16, Hawaii Revised Statutes, I am also informing you that the report may be viewed electronically at: <http://dbedt.hawaii.gov/overview/annual-reports-reports-to-the-legislature/>.

Sincerely,

Luis P. Salaveria

Enclosure

c: Legislative Reference Bureau



2016 Annual Report



Table of Contents

Message from the Chairman	1
HI Growth Initiative	3
HSDC Financial Report	7
HSDC Board of Directors	10
Attachment 1: HSDC Capital Fund LLC Financial Statements	
Attachment 2: Evolution of the HI Growth Initiative	

This report was prepared in accordance with Hawaii Revised Statutes §211F-15, §211F-15.5 and Act 170 SLH 2012 §2(e).

HRS Section §211F-15 requires HSDC to submit a complete and detailed report of its activities to the legislature on an annual basis.

HRS Section §211F-15.5 requires HSDC to submit a report on the specific annual outcome achieved through the activities and expenditures of the HI Growth Initiative.

Act 170 SLH 2012 §2(e) requires HSDC to submit a report on the specific annual outcome achieved through the activities and expenditures of the venture accelerator funding program (LAVA).

The annual report required by each of these statutes have been combined into this single, comprehensive report.

Message from the Chairman

My term as a member of HSDC's board will end in 2017 and I would like to take this opportunity to reflect back on the agency's development and accomplishments over the past eight years. When I joined the board in 2009, the national and state economies were in the depths of the great recession. HSDC had one employee and no meaningful resources to execute on its economic development mission. There was minimal startup activity and almost no investor interest in Hawaii venture capital opportunities.

Over the course of several years, HSDC, through the leadership of Karl Fooks, successfully attracted Federal and state funds and used these resources to implement an economic development effort we named the HI Growth Initiative. Its primary objective is to support the establishment of a vibrant entrepreneurial startup community to generate high wage job opportunities and create new sectors of economic growth for the state economy.

With the passion of Hawaii's entrepreneurs, the commitment of private sector partners and the support of government allies, HI Growth has helped to establish 6 Hawaii-based investment funds, supports 4 accelerator programs and is a sponsor to numerous entrepreneurial events around the state. There are now more than 40 startup companies a year going through the various accelerator programs and many of them are attracting significant follow-on investment. The breadth and depth of meetups, workshops, pitch events, hackathons and other entrepreneurial activities now taking place around the state is amazing and exciting. I would like to think that the HI Growth Initiative in some small way has helped to bring about the vibrant entrepreneurial startup ecosystem we see in Hawaii today.

In the last year of my Chairmanship, I encourage my colleagues on the board to work with our private sector and government partners to build on the opportunities generated by the HI Growth Initiative. There is a danger that the community and policy makers mistake the current level of activity in the startup community as sustainable. The Hawaii startup community has not yet achieved critical mass. Without continued efforts to invest in the infrastructure, workforce and capital needs of this sector many of the hard won successes of past several years will struggle to continue.

This past year HSDC welcomed Craig Nakanishi, Mark Tsuda, Marissa Sandblom and Elijah Yip onto the board. We bid a warm Aloha to Michael O'Malley and thank him for his valuable service.

In closing, I thank my fellow board members for their support over the past years. I especially thank our many co-investors and partners for your contributions to the success of the HI Growth Initiative.



H. Brian Moore, Chairman, Board of Directors

HI Growth Initiative

The Hawaii Innovation Economy is critical to Hawaii as it is the only economic sector that provides a clear pathway to generate highly skilled, well-compensated jobs to employ Hawaii's STEM-educated graduates.

HSDC implemented the HI Growth Initiative to help attract investment to Hawaii's innovation economy. The HI Growth Initiative, in just four years, has shown tangible results and demonstrated capacity and demand among startups for services and capital. More than 80 companies have been funded and are active in the Hawaii market as a result of the HI Growth Initiative. The average capital investment is \$160,000 per company. Subsequently, companies on average have gone on to attract an additional \$1.7 million in private funding.

The HI Growth Initiative focuses on three program areas: accelerators, entrepreneurial ecosystem development and investments. All three programs are interdependent and no one program works without the other programs.

Accelerator Program

Accelerator programs are designed to get new businesses, specifically startups, up and running. They provide mentorship from experienced entrepreneurs. They serve as meeting places for the innovation community, with many events and opportunities to promote their businesses. Lastly, they are an important source of funding, providing startup capital to new entrepreneurs.

The HI Growth Initiative directly supports four of the six accelerators that operate in Hawaii, each with a different industry focus.

All of these programs are oversubscribed.

Blue Startups, a software and technology accelerator launched in 2013, received more than 500 applications and accepted and graduated 15 companies in its first year. By the next year, these companies continued to raise over \$4 million of follow-on private investment. In 2015, Blue Startups was rated No. 17 in the country by TechCrunch.

GVS Transmedia, founded in Kona in 2014, received 200 applicants in two years for a total of 12 slots. For three years in a row, GVS has been named one of the top 50 most innovative accelerators in the country by the U.S. Small Business Administration.

Energy Excelerator, recognized as one of the nation's top clean technology accelerators, receives 300 applications for less than 15 spots every year.

Maui Food Innovation Center, a brand new accelerator program started in early 2016, focuses on value-added agriculture and received nearly 50 applications for just 24 slots.

Investment Program

When a company graduates from an accelerator or reaches the next stage of development, it needs to raise additional funds to keep growing.

The HI Growth Initiative was instrumental to the establishment of 7 out of a total of 8 active Hawaii-based venture funds, which have attracted over \$33 million of private investment capital. These funds cover the spectrum of funding needed by startups: accelerators, post-accelerator or “seed” funding, Series A, and a commercialization fund designed to help turn University of Hawaii-related technologies into viable businesses.

HSDC has fully obligated all of its monies available for investment activity.

Entrepreneur Ecosystem Program

Entrepreneur-focused events are an important component of an entrepreneurial ecosystem, enabling serendipitous collaboration and networking. The HI Growth Connect and Network (CAN) program has been a key facilitator of these types of events, which include Startup Weekends and pitch competitions. Additionally, HI Growth supports three major venture capital summits focused on three different industries: East Meets West, brings together Asian and Western investors and startups; MaiTai Maui Tech Night, brings Silicon Valley executives and investors to Hawaii; and GVS All Access, brings Hollywood executives to network with Hawaii's film and creative media entrepreneurs.

The objective is to create opportunities for Hawaii entrepreneurs to grow their businesses by exposing them to potential customers, partners and investors on a regular basis. In FY 2016, more than 1,500 people participated in HI Growth-sponsored events. These activities are important to increasing the pipeline of entrepreneurs establishing new businesses and attracting investors to Hawaii.

HI Growth Initiative Investment Allocations as of June 30, 2016

HSDC Obligated and Proposed Use of Funds

June 30, 2016

	State		Federal	Private Capital	Total Fund Size
	LAVA	HI Growth	SSBCI		
Beginning Balance	\$2,000,000	\$6,000,000	\$13,168,350	\$33,273,980	
Existing Obligations:					
Blue Startups	\$1,100,000			\$1,100,000	N/A
Blue Ventures			\$520,000	\$520,000	\$1,040,000
Blue Ventures II		\$120,000	\$650,000	\$770,000	\$1,540,000
Reef Fund I		\$2,000,000	\$3,000,000	\$1,676,837	\$6,676,837
Startup Capital		\$500,000	\$4,000,000	\$23,357,143	\$27,857,143
GVS Transmedia Accelerator	\$700,000			\$700,000	N/A
GTA Development Fund		\$75,000	\$425,000	\$500,000	\$1,000,000
GTA Development Follow-on Fund		\$1,500,000		TBD	\$1,500,000
GVS Connect		\$300,000		TBD	N/A
UPSIDE			\$3,000,000	\$3,000,000	\$6,000,000
Energy Execlerator	\$150,000			\$150,000	N/A
Energy Execlerator Follow-on Fund		\$150,000	\$1,350,000	\$1,500,000	\$3,000,000
CAN Program		\$119,595		TBD	N/A
CAN Program II		\$211,000		TBD	N/A
CAN Program III		\$250,000		TBD	N/A
Total Obligated Funds	\$1,950,000	\$5,225,595	\$12,945,000	\$33,273,980	\$48,613,980
Remaining Unobligated Funds	\$50,000	\$774,405	\$223,350		
Obligations In Progress:					
Admin	Expended (as of 6/30/2016)	\$32,912	\$49,299	\$114,593	
	Reserved	\$17,088	\$200,701	\$108,757	
Balance	\$0	\$524,405	\$0		

HI Growth Initiative Impact

The University of Hawaii Economic Research Organization (UHERO) analyzed the HI Growth Initiative, a state equity investment program created to promote Hawaii's innovation sector and mobilize private capital for local entrepreneurs starting high growth businesses.

UHERO's report, released in February 2016, found the investment program run by the Hawaii Strategic Development Corporation has successfully jumpstarted Hawaii's startup ecosystem, creating jobs and leveraging state dollars to encourage private investment.

Through a survey of nearly 50 venture accelerators and businesses supported by the HI Growth Initiative, UHERO economists found that the HI Growth Initiative is leading to at least \$11.49 in private investment for each dollar invested by the state. Surveyed companies reported total in-state expenditures of approximately \$10.8 million and generated more than 150 Hawaii-based jobs.

The report's author, UHERO Executive Director Carl Bonham, concluded that by investing in a broad array of accelerator programs, the HI Growth Initiative is facilitating the development of an innovation ecosystem in Hawaii and may finally provide the necessary impetus to draw attention to entrepreneurship in the state, leading to further growth in venture capital, one of the necessary ingredients in a vibrant innovation ecosystem.

The UHERO report, *The Evolution of the HI Growth Initiative*, is attached as Appendix 2.

Financial Report

HSDC Revolving Fund Annual Statement

HSDC funds its operations and investments through the HSDC Revolving Fund and from returns on investment generated through the HSDC Capital Fund, LLC. The annual statement includes the amounts detailed in the LAVA and HI Growth Annual Statements.

FY Ending (thousands)	6/30/2015	6/30/2016
Beginning Balance	\$8,036	\$6,884
General Fund Transfer in	\$0	\$0
Revenues	\$37	\$255
Investments	(\$866)	(\$1,540)
Administrative Expenses	(\$303)	(\$294)
Ending Balance	\$6,905	\$5,306
Remaining Funds Obligated and Encumbered	(\$4,553)	(\$3,547)
Ending Balance Less Remaining Funds Obligated and Encumbered	\$2,352	\$1,759

HI Growth Initiative Annual Statement

Act 274 SLH 2013 established the HI Growth Initiative and appropriated \$6 million to HSDC.

FY Ending (thousands)	6/30/2015	6/30/2016
Beginning Balance	\$5,260	\$4,779
General Fund Transfer In	\$0	\$0
Investments	(\$466)	(\$1,040)
Administrative Expenses	(\$15)	(\$21)
Ending Balance	\$4,779	\$3,719
Remaining Funds Obligated and Encumbered	(\$3,633)	(\$2,993)
Ending Balance Less Remaining Funds Obligated and Encumbered	\$1,146	\$725

LAVA Annual Statement

Act 170 SLH 2012 established the Launch Akamai Venture Accelerator (LAVA) Program and appropriated \$2 million to HSDC.

FY Ending (thousands)	6/30/2015	6/30/2016
Beginning Balance	\$1,474	\$1,069
General Fund Transfer In	\$0	\$0
Investments	(\$400)	(\$500)
Administrative Expenses	(\$5)	(\$1)
Ending Balance	\$1,069	\$568
Remaining Funds Obligated and Encumbered	(\$900)	(\$550)
Ending Balance Less Remaining Funds Obligated and Encumbered	\$169	\$18

State Small Business Credit Initiative Annual Statement

In May 2011, HSDC was awarded a \$13 million allocation from the U.S. Department of Treasury's State Small Business Credit Initiative (SSBCI) for a venture capital fund of funds investment program.

FY Ending (thousands)	6/30/2015	6/30/2016
Beginning Balance	\$7,138	\$10,080
Transfer In From U.S. Department of the Treasury	\$4,477	
Revenues	\$37	\$58
Investments	(\$1,521)	(\$1,969)
Administrative Expenses	(\$51)	(\$24)
Ending Balance	\$10,080	\$8,146
Remaining Funds Obligated and Encumbered	(\$8,469)	(\$7,925)
Ending Balance Less Remaining Funds Obligated and Encumbered	\$1,611	\$221

Hydrogen Capital Investment Special Fund Annual Statement

Act 240, SLH 2006 established the Hydrogen Investment Capital Special Fund within HSDC. \$8.7 million was expended by the Department of Business, Economic Development and Tourism to provide grants to hydrogen related projects and to invest in the Kolohala Hydrogen Fund.

FY Ending (thousands)	6/30/2015	6/30/2016
Beginning Balance	\$159	\$141
General Fund Transfer In	\$0	\$0
Revenues	\$0.7	\$0
Investments	\$0	(\$122)
Administrative Expenses	(\$19)	(\$0)
Ending Balance	\$141	\$20
Remaining Funds Obligated and Encumbered	\$0	\$0
Ending Balance Less Remaining Funds Obligated and Encumbered	\$141	\$20

HSDC Capital Fund, LLC Financial Statement

HSDC invests via a fund of funds entity, HSDC Capital Fund, LLC. The financial statements for HSDC Capital Fund, LLC for the years ending December 31, 2013 and December 31, 2014 are presented in Attachment 1.

HSDC's Board of Directors

July 1, 2016

H. Brian Moore, Chairman
Senior Vice President, Real Estate
Investment
Pacific Guardian Life Insurance Co.

Keiki-Pua Dancil, Vice Chairman
Director, Business Strategy Development
Hawaiian Electric Company

Jon Wallenstrom
President
Forest City Hawaii

James Moonier
Managing Member
Alpha Capital Research

Ann Chung
Director of Special Projects
Navatek

Mark Tsuda
Executive Director at 'Ilima at Leihano - A
Kisco Senior Living Community

Marissa Sandblom
Vice President
Grove Farm Company

Craig Nakanishi
Of Counsel
Cades Schutte LLP

Fred Hemmings
Retired lawmaker and
Noted Waterman

Elijah Yip
Partner
Cades Schutte LLP

Luis P. Salaveria
Director
Department of Business, Economic
Development & Tourism

William Mielcke
Retired President
Mauna Kea Resort

Corporate Staff & Contact

Hawaii Strategic Development Corporation
P. O. Box 2359
Honolulu, Hawaii 96804

Karl K. Fooks
President
Email: karl.fooks@hawaii.gov
Tel: (808) 587-3830

Sara Lin
Associate
Email: sara.n.lin@hawaii.gov
Tel: (808) 587-3832



HSDC Capital Fund, LLC

Financial Statements - Modified Cash Basis
(With Independent Auditors' Report Thereon)

December 31, 2015 and 2014

HSDC CAPITAL FUND, LLC

Financial Statements - Modified Cash Basis

December 31, 2015 and 2014

Table of Contents

	Page
Independent Auditors' Report	1
Statements of Assets, Liabilities, and Member's Capital - Modified Cash Basis	3
Statements of Revenues and Expenses - Modified Cash Basis	4
Statements of Changes in Member's Capital - Modified Cash Basis	5
Statements of Cash Flows - Modified Cash Basis	6
Notes to Financial Statements	7

Independent Auditors' Report

The Member
HSDC Capital Fund, LLC:

We have audited the accompanying financial statements of the HSDC Capital Fund, LLC (a Hawaii limited liability company), which comprise the statements of assets, liabilities, and member's capital - modified cash basis as of December 31, 2015 and 2014, and the related statements of revenues and expenses - modified cash basis, changes in member's capital - modified cash basis, and cash flows - modified cash basis for the years then ended, and the related notes to financial statements.

Management's Responsibility for the Financial Statements

Management is responsible for the preparation and fair presentation of these financial statements in accordance with the modified cash basis of accounting described in Note 1 to the financial statements; this includes determining that the modified cash basis of accounting is an acceptable basis for the preparation of the financial statements in the circumstances. Management is also responsible for the design, implementation, and maintenance of internal control relevant to the preparation and fair presentation of financial statements that are free from material misstatement, whether due to fraud or error.

Auditors' Responsibility

Our responsibility is to express an opinion on these financial statements based on our audits. We conducted our audits in accordance with auditing standards generally accepted in the United States of America. Those standards require that we plan and perform the audit to obtain reasonable assurance about whether the financial statements are free from material misstatement.

An audit involves performing procedures to obtain audit evidence about the amounts and disclosures in the financial statements. The procedures selected depend on the auditors' judgment, including the assessment of the risks of material misstatement of the financial statements, whether due to fraud or error. In making those risk assessments, the auditor considers internal control relevant to the entity's preparation and fair presentation of the financial statements in order to design audit procedures that are appropriate in the circumstances, but not for the purpose of expressing an opinion on the effectiveness of the entity's internal control. Accordingly, we express no such opinion. An audit also includes evaluating the appropriateness of accounting policies used and the reasonableness of significant accounting estimates made by management, as well as evaluating the overall presentation of the financial statements.

We believe that the audit evidence we have obtained is sufficient and appropriate to provide a basis for our audit opinion.

Opinion

In our opinion, the financial statements referred to above present fairly, in all material respects, the assets, liabilities, and member's capital of the HSDC Capital Fund, LLC as of December 31, 2015 and 2014, and its revenues and expenses, changes in member's capital, and cash flows for the years then ended, in accordance with the modified cash basis of accounting as described in Note 1 to the financial statements.

Basis of Accounting

We draw attention to Note 1 to the financial statements, which describes the basis of accounting. The financial statements are prepared on the modified cash basis of accounting, which is a basis of accounting other than accounting principles generally accepted in the United States of America. Our opinion is not modified with respect to that matter.

KKDLY LLC

Honolulu, Hawaii
July 20, 2016

HSDC CAPITAL FUND, LLC

Statements of Assets, Liabilities, and Member's Capital - Modified Cash Basis

December 31, 2015 and 2014

Assets	2015	2014
Investments	\$ 18,271,078	\$ 15,151,491
Cash and cash equivalents	481,189	341,884
Total assets	<u>\$ 18,752,267</u>	<u>\$ 15,493,375</u>
Liabilities and Member's Capital		
Liabilities	<u>\$ -</u>	<u>\$ -</u>
Member's capital:		
Capital contributions	21,140,046	17,896,459
Capital distributions	(1,448,096)	(1,448,096)
Accumulated deficit	(939,683)	(954,988)
Total member's capital	<u>18,752,267</u>	<u>15,493,375</u>
Total liabilities and member's capital	<u>\$ 18,752,267</u>	<u>\$ 15,493,375</u>

See accompanying independent auditors' report and notes to financial statements.

HSDC CAPITAL FUND, LLC

Statements of Revenues and Expenses - Modified Cash Basis

Years Ended December 31, 2015 and 2014

	<u>2015</u>	<u>2014</u>
Revenues:		
Gain on investments	\$ 15,352	\$ 95,466
Interest income	12	43
Total revenues	<u>15,364</u>	<u>95,509</u>
Expenses:		
General excise taxes	1	33
Other	58	188
Total expenses	<u>59</u>	<u>221</u>
Net income	<u>\$ 15,305</u>	<u>\$ 95,288</u>

See accompanying independent auditors' report and notes to financial statements.

HSDC CAPITAL FUND, LLC

Statements of Changes in Member's Capital - Modified Cash Basis

Years Ended December 31, 2015 and 2014

	<u>2015</u>	<u>2014</u>
Member's capital, beginning of year	\$ 15,493,375	\$ 13,900,458
Net income	15,305	95,288
Contributions from member	3,243,587	2,244,000
Distributions to member	-	(746,371)
Member's capital, end of year	<u>\$ 18,752,267</u>	<u>\$ 15,493,375</u>

See accompanying independent auditors' report and notes to financial statements.

HSDC CAPITAL FUND, LLC

Statements of Cash Flows - Modified Cash Basis

Years Ended December 31, 2015 and 2014

	<u>2015</u>	<u>2014</u>
Cash flows from operating activities:		
Net income	\$ 15,305	\$ 95,288
Adjustments to reconcile net income to net cash used in operating activities:		
Purchases of investments	(3,119,587)	(2,374,311)
Return of capital	-	686,371
Net cash used in operating activities	<u>(3,104,282)</u>	<u>(1,592,652)</u>
Cash flows from financing activities:		
Contributions from member	3,243,587	2,244,000
Distributions to member	-	(746,371)
Net cash provided by financing activities	<u>3,243,587</u>	<u>1,497,629</u>
Net increase (decrease) in cash and cash equivalents	139,305	(95,023)
Cash and cash equivalents at beginning of year	<u>341,884</u>	<u>436,907</u>
Cash and cash equivalents at end of year	<u>\$ 481,189</u>	<u>\$ 341,884</u>

See accompanying independent auditors' report and notes to financial statements.

HSDC CAPITAL FUND, LLC

Notes to Financial Statements

December 31, 2015 and 2014

(1) Nature of Business and Summary of Significant Accounting Policies

Nature of Business

HSDC Capital Fund, LLC (the Fund), a limited liability company, was established on May 25, 2001. The primary purpose of the Fund is to seek long-term compounded returns through investment in a portfolio of pooled venture capital investment vehicles investing in venture capital opportunities primarily in Hawaii. Hawaii Strategic Development Corporation (HSDC) is the sole and managing member.

Basis of Accounting

The accompanying financial statements have been prepared on the modified cash basis of accounting, which is a comprehensive basis of accounting other than accounting principles generally accepted in the United States of America. Under the modified cash basis of accounting, revenues are recognized when received rather than when earned, and expenses are recognized when paid rather than when the obligation is incurred.

Investments in venture capital partnerships are recorded at cost in the accompanying statements of assets, liabilities, and member's capital – modified cash basis, except that assignment of investments from HSDC are recorded at the carrying value of those investments at the date of the assignment. Investment balances are reduced by distributions received from the respective investments to the extent that distributions do not exceed cost. Distributions received in excess of cost are reported as gains in the accompanying statements of revenues and expenses – modified cash basis. Upon sale or liquidation of an investment, the carrying value of investments is reduced and a gain or loss on sale of investment is recorded for the difference between the sales proceeds, if any, and the carrying value of the investment.

Use of Estimates

The preparation of financial statements in conformity with the modified cash basis of accounting requires management to make estimates and assumptions that affect the reported amounts of assets and liabilities and disclosure of contingent assets and liabilities at the date of the financial statements and the reported amounts of revenues and expenses during the reporting period. Actual results could differ from those estimates.

Cash and Cash Equivalents

The Company considers cash in operating bank accounts, cash on hand, and certificates of deposits with an initial maturity of three months or less to be cash and cash equivalents.

HSDC CAPITAL FUND, LLC

Notes to Financial Statements

December 31, 2015 and 2014

Income Taxes

The Company is a limited liability company and is treated as a partnership for income tax purposes. Management has determined that the Fund is a disregarded entity for income tax purposes and is not required to file tax returns.

Subsequent Events

Management has evaluated subsequent events through July 20, 2016, the date the financial statements were available to be issued, and determined that there were no other items to disclose.

(2) Investments

The Fund's investments as of December 31, 2015 and 2014, and the related investment activity for the years then ended are summarized as follows:

	Percentage Interest	Total Capital Committed	Balance 12/31/14	Capital Contributions	Distributions	Balance 12/31/15
International Venture Fund I, L.P.	27.01%	\$ 4,500,000	\$ 3,863,629	\$ -	\$ -	\$ 3,863,629
Upside I	23.84%	117,693	117,693	-	-	117,693
Upside II	50.00%	3,000,000	525,000	600,000	-	1,125,000
HMS Hawaii III, L.P.	12.10%	360,612	198,032	-	-	198,032
Cardax Pharmaceuticals	N/A	N/A	250	-	-	250
Kolohala Hydrogen Fund, L.P.	99.00%	5,386,000	5,386,000	-	-	5,386,000
Blue Ventures, LLLP	50.00%	1,220,000	970,000	250,000	-	1,220,000
Blue Ventures II, L.P.	50.00%	1,170,000	-	300,000	-	300,000
PacifiCap Hawaii, L.P.	99.00%	3,000,000	2,292,887	-	-	2,292,887
mBloom Fund I, L.P.	49.50%	5,000,000	1,188,000	634,587	-	1,822,587
GTA Development Fund, LLC	50.00%	2,700,000	385,000	350,000	-	735,000
GVS Connect, LLC	N/A	300,000	-	220,000	-	220,000
Startup Capital Ventures Fund II, L.P.	16.15%	4,500,000	225,000	765,000	-	990,000
EEx Fund One, LLC	56.41%	1,650,000	-	-	-	-
		<u>\$32,904,305</u>	<u>\$ 15,151,491</u>	<u>\$ 3,119,587</u>	<u>\$ -</u>	<u>\$18,271,078</u>

HSDC CAPITAL FUND, LLC

Notes to Financial Statements

December 31, 2015 and 2014

	Percentage Interest	Total Capital Committed	Balance 12/31/13	Capital Contributions	Distributions	Balance 12/31/14
International Venture Fund I, L.P.	27.01%	\$ 4,500,000	\$ 4,500,000	\$ -	\$ (636,371)	\$ 3,863,629
Upside I	23.84%	117,693	117,693	-	-	117,693
Upside II	50.00%	3,000,000	425,000	100,000	-	525,000
HMS Hawaii III, L.P.	12.10%	360,612	191,721	6,311	-	198,032
Cardax Pharmaceuticals	N/A	N/A	250	-	-	250
Kolohala Hydrogen Fund, L.P.	99.00%	5,386,000	5,386,000	-	-	5,386,000
Blue Ventures, LLLP	49.02%	1,220,000	500,000	470,000	-	970,000
PacifiCap Hawaii, L.P.	99.00%	3,000,000	2,342,887	-	(50,000)	2,292,887
mBloom Fund I, L.P.	49.50%	5,000,000	-	1,188,000	-	1,188,000
GT A Development Fund, LLC	50.00%	2,625,000	-	385,000	-	385,000
Startup Capital Ventures Fund II, L.P.	22.00%	4,500,000	-	225,000	-	225,000
		<u>\$29,709,305</u>	<u>\$ 13,463,551</u>	<u>\$ 2,374,311</u>	<u>\$ (686,371)</u>	<u>\$15,151,491</u>

Regional Venture Capital Funds

International Venture Fund I, L.P.

The Fund holds a 27.01% limited partnership interest in this California-based venture capital partnership. International Venture Fund I, L.P. was an investor in early stage companies operating in the states of Hawaii, New Mexico, Arizona, and Utah. During the year ended December 31, 2014, the Fund received a distribution of \$636,371, which reduced the carrying value of this investment as reflected in Note 2 of the financial statements. International Venture Fund I, L.P. is currently in the process of dissolution and winding up.

Startup Capital Ventures Fund II, L.P.

The Fund holds a 16.15% and 22.00% limited partnership interest in this California and Hawaii-based venture capital partnership as of December 31, 2015 and 2014, respectively. Startup Capital Ventures Fund II, L.P. is an investor in early stage companies operating primarily in the states of California and Hawaii.

Funds to Support Technology Transfer from the University of Hawaii

Upside I

The Fund holds a 23.84% interest in this pooled capital fund. The balance is held by the Research Corporation of the University of Hawaii (UH). The capital fund is tasked with investing in promising start-up companies using UH developed intellectual property.

HSDC CAPITAL FUND, LLC

Notes to Financial Statements

December 31, 2015 and 2014

Upside II

The Fund holds a 50.00% interest in this pooled capital fund. The balance is held by the University of Hawaii Foundation. The capital fund is tasked with investing in promising start-up companies using UH developed intellectual property.

Hawaii-Based Venture Capital Funds

HMS Hawaii III, L.P.

The Fund has a 12.10% limited partnership interest in this Hawaii-based venture capital partnership. HMS Hawaii III, L.P. targeted investments in early stage companies operating principally in the State of Hawaii and is currently in the process of dissolution and winding up.

Kolohala Hydrogen Fund, L.P.

During 2013, HSDC assigned its limited partner interest in Kolohala Hydrogen Fund, L.P. with a carrying value of \$5,386,000 to the Fund. The Fund holds a 99.00% limited partnership interest in this Hawaii-based venture capital partnership. Kolohala Hydrogen Fund, L.P. invests in companies with technologies that have a pathway to renewable hydrogen.

EEx Fund One, LLC

Effective December 28, 2015, the Fund committed \$1,650,000 to EEx Fund One, LLC. The Fund holds a 56.41% limited partnership interest in this Hawaii-based venture capital partnership. EEx Fund One, LLC invests in companies participating in the Energy Excelsator program of the Pacific International Center for High Technology Research.

PacifiCap Hawaii, L.P.

During 2013, HSDC assigned its limited partner interest in PacifiCap Hawaii, L.P. with a carrying value of \$2,452,887 to the Fund. The Fund holds a 99.00% limited partnership interest in this Hawaii-based venture capital partnership. During the year ended December 31, 2014, the Fund received a distribution of \$50,000, which reduced the carrying value of this investment as reflected in Note 2 of the financial statements.

mBloom Fund I, L.P.

The Fund has a 49.50% limited partnership interest in this Hawaii-based venture capital partnership. mBloom Fund I, L.P. is dedicated to investing in early stage technology companies operating in the State of Hawaii.

HSDC CAPITAL FUND, LLC

Notes to Financial Statements

December 31, 2015 and 2014

Effective June 14, 2016, mBloom Fund I, L.P. was restructured, in which the general partner and all other limited partners resigned and simultaneously a new general partner was appointed. The Fund is presently the sole limited partner.

Direct Investments

Cardax Pharmaceuticals

The Fund purchased secured promissory notes with attached warrants. Cardax Pharmaceuticals is a Hawaii-based bio technology company.

GVS Connect, LLC

Effective June 8, 2015, the Fund entered into an investment agreement with GVS Connect, LLC, a Hawaii-based high speed broadband provider. The Fund received revenue participation rights in return of its investment. As such, the Fund advanced funds in exchange for the right to receive a portion of GVS Connect, LLC's net revenues as defined in the investment agreement.

Funds to Support Hawaii Angels

Blue Ventures, LLLP

The Fund holds a 50.00% and 49.02% limited partnership interest in this Hawaii-based venture capital partnership as of December 31, 2015 and 2014, respectively. Investors in the fund are Hawaii Angel investors. This fund invests exclusively in the portfolio companies of the Blue Startups venture accelerator.

A portion of the Fund's capital commitment is used to pay the operating expenses of Blue Startups, LLC. This is subject to the achievement of certain milestones as determined by the Fund. For each of the years ended December 31, 2015 and 2014, the Fund made contributions of \$250,000 to pay these operating expenses. Total capital committed of \$1,220,000 reported in the investment summary described in Note 2 includes \$700,000 for such operating expenses.

Blue Ventures II, L.P.

The Fund holds a 50.00% limited partnership interest in this Hawaii-based venture capital partnership. This fund invests exclusively in the portfolio companies of the Blue Startups venture accelerator.

HSDC CAPITAL FUND, LLC

Notes to Financial Statements

December 31, 2015 and 2014

A portion of the Fund's capital commitment is used to pay the operating expenses of Blue Startups, LLC. This is subject to the achievement of certain milestones as determined by the Fund. The Fund made no contributions towards the payment of operating expenses for the year ended December 31, 2015. Total capital committed of \$1,170,000 reported in the investment summary described in Note 2 includes \$400,000 to pay these operating expenses.

Funds to Support the Accelerator Program

GTA Development Fund, LLC

The Fund holds a 50.00% limited partnership interest in this Hawaii-based investment fund. This fund was established to raise investment capital to seed portfolio companies going through the accelerator program.

A portion of the Fund's capital commitment is used to pay the operating expenses of GTA Development Fund, LLC. This is subject to the achievement of certain milestones as determined by the Fund. For each of the years ended December 31, 2015 and 2014, the Fund made contributions of \$200,000 to pay these operating expenses. Total capital committed of \$2,700,000 reported in the investment summary described in Note 2 includes \$700,000 for such operating expenses.

Other Investments

HMS Investments

HMS Investments was assigned to the Fund from HSDC in 2001. The Fund holds an 80.00% limited partnership interest in this Hawaii based venture capital investment partnership. This investment has no carrying value as of December 31, 2015 and 2014. HMS Investments targets investments in early stage companies operating principally in the State of Hawaii.

TAC Associates, L.P.

The Fund received a 0.87% limited partnership interest in this California-based venture capital partnership as a distribution from the dissolution of Lava Ventures IV. This investment has no carrying value as of December 31, 2015 and 2014. The Fund received distributions from this investment during the years ended December 31, 2015 and 2014, amounting to \$7,120 and \$28,430, respectively. These distributions are included in gain on investments in the accompanying statements of revenues and expenses – modified cash basis.

HSDC CAPITAL FUND, LLC

Notes to Financial Statements

December 31, 2015 and 2014

Three Arch Associates III, L.P.

The Fund received a 1.58% limited partnership interest in this California-based venture capital partnership as a distribution from the dissolution of Lava Ventures IV. This investment has no carrying value as of December 31, 2015 and 2014. The Fund received distributions from this investment during the years ended December 31, 2015 and 2014, amounting to \$7,990 and \$23,621, respectively. These distributions are included in gain on investments in the accompanying statements of revenues and expenses – modified cash basis.

Endologix, Inc.

The Fund received an in-kind distribution of shares in Endologix, Inc. from the dissolution of Lava Ventures IV in 2010. During the year ended December 31, 2014, funds amounting to \$43,415 were received as a result of the sale of these shares in Endologix, Inc. and are included in gain on investments in the accompanying statements of revenues and expenses – modified cash basis.

Perlan Therapeutics

The Fund received securities in Perlan Therapeutics as in-kind distributions from the dissolution of Technology Gateway Partnership II, L.P. The Fund assigned no carrying values to these securities at the date of distribution. The Fund's 3.24% interest in Perlan Therapeutics preferred stock was held in a custodial account.

(3) Concentration of Credit Risk

The Company maintains deposits with various financial institutions in Hawaii. The Company has not experienced any losses in such accounts and believes it is not exposed to any significant credit risk. At times, cash and certificates of deposit balances may be in excess of the Federal Deposit Insurance Corporation (FDIC) limits.

The Evolution of the HI Growth Initiative

FEBRUARY 23, 2016

Carl Bonham
Executive Director, UHERO

Kimberly Burnett
Associate Specialist, UHERO

Shane Rosen
Intern, UHERO

Research Assistance by:
Adele Balderston
Victoria Ward

UHERO
THE ECONOMIC RESEARCH ORGANIZATION
AT THE UNIVERSITY OF HAWAII

1. INTRODUCTION

Supporting innovation as an engine of economic growth is an essential component of the state's overall economic strategy. The Hawaii Department of Business, Economic Development and Tourism and its attached agencies, the Hawaii Strategic Development Corporation (HSDC), the High Technology Development Corporation (HTDC), and the Natural Energy Laboratory of Hawaii Authority (NELHA) are responsible for advancing innovation-oriented projects that improve the living standards of Hawaii residents by generating opportunities for high-wage job creation.

Encouraging innovation and entrepreneurship is at the core of this effort, a fact that lawmakers formally recognized through Act 133 SLH 2014. The HI Growth Initiative is a State equity investment program designed to catalyze the development of an innovation ecosystem. The HI Growth Initiative currently provides \$20 million in investment capital focusing on three primary areas: entrepreneur development, research commercialization, and the mobilization of startup investment capital.

The purpose of this report is to document the evolution of funding, spending and jobs created by HSDC's HI Growth Initiative since its inception in 2011. We gathered this information through surveys of accelerators and businesses supported by the HI Growth Initiative, as well as quarterly financial reports when primary information was not available.

This research was funded in part by a grant from the Hawaii Strategic Development Corporation.

2. BACKGROUND

The mission of HSDC—established by the State of Hawaii in 1990—is to spark economic growth by bolstering private startup investments with state funds. In 2011, HSDC competed for and was awarded \$13 million from the U.S. Department of Treasury's State Small Business Credit Initiative (SSBCI). The funds—to be paid out in three installments over a 3-year period—were used to re-launch HSDC's investment program. Rather than investing directly into promising businesses, HSDC invests in venture capital funds, which subsequently invest in Hawaii-based companies. HSDC leverages public funds with private capital by requiring a minimum 1:1 match from private funding. This approach has led to an allocation of private capital in excess of 150% of HSDC's funding. HSDC's support focuses on technology companies as they can compete worldwide through digital platforms, while taking advantage of Hawaii's location and high quality of life, which attracts highly skilled, knowledge-based workers in the innovation sector.

In his 2016 State of the State Address to the Hawaii Legislature, Governor David Ige called for the state to invest \$30 million over six years to support Hawaii's innovation economy. He said, "For those who haven't noticed, innovation, fueled by technology, is driving the global economy at breakneck speed. We simply must create an economic environment that enables Hawaii's entrepreneurs to turn ideas into products and services, so that we can compete in today's global economy...We also need to support accelerator and venture fund activities to give talented entrepreneurs the means to create new products and services."

HSDC implemented the HI Growth Initiative to help promote the innovation sector, which makes up about 7% of the total jobs in Hawaii (Hawaii Business Roundtable 2014). From virtually nothing four years ago, Hawaii's innovation ecosystem today includes six startup accelerators (three of which have received national recognition from the U.S. Small Business Administration and one ranked in the top 20 nationally); six Hawaii-based venture capital funds; coworking spaces; business incubators; commercialization programs and a full calendar of events and programming geared toward developing entrepreneurs. A 2015 report by the Kauffman Foundation ranked Hawaii 12th in the nation for startup growth, just below New York and above California.

HSDC leveraged Federal, State, County and private resources to execute the HI Growth program. Federal funds from SSBCI provided \$13 million to pursue a comprehensive 'fund of funds' investment program, the State Legislature provided \$8 million over two years to pursue a venture accelerator initiative and support HSDC's 'fund of funds' investment program, and the County of Hawaii partnered with HSDC to support an accelerator program on Hawaii Island. HSDC's investments are matched at each stage of deployment by private capital. This report will help quantify this leverage and document the evolution of funding, spending, and job creation since HI Growth launched in 2011.

3. ACCELERATORS AND ECONOMIC GROWTH

Accelerators are a relatively new concept, created to spur economic development. The first

program of its kind, Y Combinator, was started in Silicon Valley in 2005. Accelerators serve many purposes: they are mentoring programs led by experienced entrepreneurs; they are meeting places for the innovation community, with many events and opportunities to promote their business; they are a source of funding, providing Venture Capital (VC) to startups. While the accelerator programs are designed to get new startups up and running, they also serve to create a support system meant to last beyond the initial program.

Accelerator programs generally last about three months, culminating in a 'demo day', where graduates of the program pitch their idea to an audience of interested investors. They offer ancillary services such as workspace, seed capital, extensive educational programs, mentorship, and create networking opportunities with peers, mentors, and potential investors. Essentially, accelerators act as a bundling of services, lowering the costs of services for entrepreneurs and investors, which may otherwise be prohibitively costly. By screening startup applicants, gathering them in one location for a fixed amount of time, and hosting demo days with multiple venture startup presentations, accelerators significantly reduce costs associated with searching for new investment for investors. Meanwhile, they attract this broad network of peers, mentors, and investors, and provide resources to startup companies at a crucial stage in their development. Investors can act as mentors, working closely with the startups, supplying feedback, identifying customer bases, and aiding with product development. One key measure of success in analyzing startups is a company's ability to 'exit' - either by being acquired by another

company, or going public. The relatively short time span of the programs creates a result-driven, intensive agenda, with businesses quickly realizing if they will exit or fail. The faster a company realizes it needs to pivot and reassess, the more able it is to avoid larger losses.

One of the main services provided by accelerators is facilitating VC funding, making VC investment an important indicator of an accelerator's effectiveness. Early stage VC investment is considered a critical element in the entrepreneurial ecosystem, and has been shown to be tightly tied to regional development (Samila and Sorenson 2011). By 1998, venture funding accounted for about 14% of U.S. innovative activity (Kortum and Lerner 2000). Meanwhile, VC investment in the U.S. has increased from \$2.6 billion in 1990, to \$23.3 billion in 2010 (National Venture Capital Association 2011).

Recent estimates of the number of accelerators range from 300 to over 2,000, spanning six continents (Cohen and Hochberg 2014). Accelerators provide capital and other services to startups in return for an equity stake in the budding companies. The accelerators studied by Cohen and Hochberg provided startups with an average stipend of \$22,000 (with a range of \$0 to \$50,000), and took a 5-8% equity stake in the startups in return for their investment and services. On average 41% of accelerator graduates were able to find additional financing of \$350,000 or more within a year of graduation, and as many as 13% of graduates were able to exit via sale or IPO of \$1 million or more.

In a study of 59 accelerators in 38 regions across the U.S. between 2005-2012, Fehder and Hochberg (2014) found that accelerators were

associated with region-wide increases in economic growth, beyond the individual firms participating in the program. The arrival of accelerators led to significant increases in investment, including a 104% increase per annum, in the number of seed and early stage VC deals, 1,830% in the total dollar amount of seed and early stage funding, and a 97% increase in the number of distinct investors in the region. Fehder and Hochberg also found that startups that had graduated from an accelerator program accounted for only 30.4% of the increase in the annual number of seed and early stage financing deals, indicating that there was a region wide increase in investments, experienced by all, not just the accelerated, startups. They concluded that the effect of accelerators goes beyond the individual firms, impacting the entire region positively. The benefits experienced by the accelerated startups spills over to other firms in the area, as attracting VC investors to an area may also increase the exposure of non-accelerated companies. This suggests that the arrival of an accelerator can promote growth in local investment groups, not just by attracting remotely-located investors. "This is consistent with the idea that accelerators may serve as a catalyst for drawing together latent local forces to create an entrepreneurial cluster where it did not exist previously" (Fehder and Hochberg 2014).

4. HI GROWTH ACCELERATOR PROGRAMS

4.1 Blue Startups

Blue Startups was the first venture accelerator launched in Hawaii in 2012, founded by software developer Henk Rogers. As the CEO for The Tetris Company and chairman of Blue Planet Software,

along with a successful record of entrepreneurship, Rogers was identified by HSDC to lead and establish an accelerator program. He provided the facility and a significant portion of the private investment matching necessary to receive HI Growth funds. The initial program received more than 500 applications and accepted and graduated 15 companies in its first year. Companies are accepted bi-annually, and the selected startups are provided with an initial investment of \$25,000 each, with up to \$75,000 in follow-up funding in return for 3-10% equity stakes. The 3-month program then provides companies with entrepreneurial training, personal mentors, and office space for 14 weeks in Honolulu, followed by one week in Silicon Valley. Currently, over 80% of the companies graduated through the accelerator program are still operating.

Blue Startups was cited in Forbes as one of the nation's top 20 accelerators for 2015. With over 100 mentors from Hawaii to Silicon Valley to Asia, the company's goal is to assist startups and turn Hawaii into a thriving technology-based business hub. To achieve this, Blue Startups is focused on supporting technology-based companies with the capability to reach global markets and scale easily. Startups are based on software, mobile and web services, with a broad array of companies in each cohort. These companies are listed by cohort in Table 1.

4.2 GVS Transmedia

GVS Transmedia Accelerator (GVS) was launched in April 2014 on Hawaii Island by David L. Cunningham, a successful filmmaker with feature film and documentary credits in more than 40 countries. Cunningham returned home to Kailua-

Kona and founded GVS with the belief that Hawaii has the potential to be more than just a backdrop for mainland-based media productions. GVS cultivates locally produced creative media franchises and provides direction and guidance to startups with a focus on transmedia (media using multiple platforms and formats using current digital technologies) production. The accelerator program's affiliated seed fund, GTA Development Fund provides up to \$50,000 in seed funding to chosen startups in return for a 10% equity stake. Companies then enter an intensive 6-month program with a tailored curriculum; they receive feedback from mentors, seminars, peer-workshopping, and participate in the cohort market tests and demo day. GVS shows preference to candidates who demonstrate plans to produce products or continue business activities in Hawaii in order to foster creativity and stimulate job growth for Hawaii's creative industries. GVS is led by a group of more than 19 mentors and has been named one of the top 50 most innovative accelerators in the U.S. by the U.S. Small Business Administration. GVS companies are listed in Table 2.

4.3 Investment funds

When a company graduates from an accelerator or reaches the next stage of development, it needs to raise additional funds to keep growing. HSDC helped to create several Hawaii-based investment funds to help companies raise capital to grow and scale here in Hawaii.

4.3.1 mbloom

Launched in 2014 on the island of Maui, mbloom was Hawaii's first early stage technology venture capital fund, covering seed to early stage

TABLE 1. BLUE STARTUPS COHORTS

Cohort 1	Flowater	Water bottle refill station aimed at reducing pollution
	Pharmly	Reverse bidding software platform intended to reduce cost of health care
	Surrounds Me	Social media market app for incentivizing crowdsourcing
	Tealet	App connecting tea growers to consumers
	Wicked Loot	Promotes user generated content for mobile games
	Tow Choice	Bidding platform reducing need for inefficient tow truck dispatch center
	Volta	Provides charging stations for electric vehicles
	Minded	App that pairs reminders for special occasions with tailored gift suggestions
Cohort 2	Area Metrics	Providing analytics to brick and mortar businesses
	Gibi	GPS location service for pets
	MeetingSift	Software to boost meeting productivity
	eSee/Rescue	Distributor of U.S. military approved emergency rescue signaling technology
	Xmap	App-based treasure hunt game for real money
Cohort 3	Comprendio	Cloud-based tool aimed at helping instructors identify and address gaps in learner's comprehension
	Cultur	Interactive app connecting users with relevant social events
	Focus Opus	Online service aimed at increasing productivity
	Ingollow	Community based travel app
	Juicies	Mobile device cable and charger merchant using quality recycled materials
	Quic	All-in-one media dashboard
	Vantage Sports	Sports analytics service
	Yuru	Mobile app for crowdsourced advice
Cohort 4	Advlo	Peer-to-peer platform connecting travelers with locals and tour guides
	Affinium	Messaging platform connecting hotels to guests

	InTouch	Wearable technology to allow communication and GPS tracking
	Job Rangers	Recruiting assistant utilizing Big Data
	Lifestyle Rewired	Program aimed at promoting healthy aging for better mental health among 50+ year olds
	Lilikoi	App providing relevant information upon entering a location
	Sagely	Web-based program promoting community-based health and wellness for seniors
	Selly Automotive	Mobile sales platform connecting automotive buyers and sellers
Cohort 5	Benjamin	Mobile app giving users 60 seconds to decide to buy or not buy products
	Candybar	Interactive mobile app connecting customers to relevant businesses
	Huedoku	Color puzzle aimed at increasing creativity and mental health
	Paper Plane	Automatic trip planner powered by AI
	UJoin	Do-it-yourself advocacy platform creating larger access to the public, politicians, political data, and activities
	Vrchive	Virtual reality company aimed at sharing VR content across multiple platforms
Cohort 6	PrimeSpot	Mobile platform based program aimed at increasing an organization's parking efficiency
	Findally	Search engine for users visual and text based questions
	Freshr	Open market for sustainable fisheries to sell and brand themselves
	Ditto	Message board to share frustrations and troubles
	Key Reply	Keyboard based app to streamline responses to customers
	Leet	eSports based platform allowing players to compete for money
	Nest Egg Guru	Financial Planning app promoting saving and spending for retirement
	Quest Organizer	Flight search engine promoting spontaneous stopovers intended to reduce cost of flights
	Smart Yields	Smart tool to monitor and increase farming efficiency and output
	Zefyr	Personal Customer Resource Manager to analyze your email contacts

TABLE 2. GVS COMPANIES

Cohort 1	Hawaii Wild Side	Outdoor adventure TV series based in Hawaii
	Jumping Flea Productions	Motion picture, comic, and album based on the historical figure Ko’olau the Leper
	Hawaii Virtual Vacation	Utilizes modern technology to create a virtual tour of Hawaii
	Kite Kids	Motion picture, comic, and app game about a group of kiteboarders competing in Maui
	Ring of Fire Films	Imax film and app about Hawaii’s volcanoes incorporating historical dramatizations of Hawaii’s past
Cohort 2	Captive	Feature film, graphic novel, video game about a former SAS officer who travels the Pacific in a sailboat and is captured by pirates
	Kona Snow Pictures	Feature films, book about a homeless orphan boy of mixed race and a “Haole” (white) village doctor in 1920’s Hawaii
	Oceanna	TV Series, branded products/merchandise, soundtrack, book, app/ game, DVD, animated children’s TV series about a young girl whose daydreams transform her into an underwater superhero
	Mian Wings	Graphic novel (web based and print), feature film, set in a steampunk world inhabited by robots and a young female pilot searching for her missing father
	Native Pictures	Feature film, clothing line, music album, about a troubled teenage boy connecting to his Hawaiian roots and training in mixed martial arts (MMA)
	Surf Break Hotel	Web/TV series, comedic series about a washed up surf pro who’s the surf instructor at a local Maui hotel
	MockStar Studios	Digital channel, feature film, mobile platform that parodies celebrities, movies, songs, happenings and more

investments. mbloom currently has three locations in Maui, Oahu, and New York, and a three-person team with experience in technology, media, gaming, e-commerce, and healthcare. Their portfolio currently consists of four companies: Fanhandle, a platform connecting celebrities and brands with consumers on a personal level; Ozolio, a live HD webcam streaming brand intended to increase brand awareness by allowing a company to leverage their visual aspects; ReadyCart, an automated e-commerce platform intended to make brands more

easily accessible from sites such as YouTube; and Vantage Sports, a sports analytics platform and alumni of Blue Startup’s accelerator program.

Arben Kryeziu, Managing Director for mbloom, told UHERO that HSDC helped to not only structure their approach to the market, but they also helped during the on-boarding of the mainland LP (limited partnership). The program also helped prepare and establish specific technology events on Maui and Oahu. MaiTai Maui Tech Night allowed mbloom to bring over Silicon Valley business and investment

executives and engage them in mbloom's young endeavor. Kryeziu emphasized that without HSDC funding, mbloom would not exist in its present size and form. HSDC not only enabled the fund to find a co-LP, but also changed the startup landscape and Hawaii's technology credibility in Silicon Valley.

4.3.2 Startup Capital Ventures

Startup Capital Ventures (SCV) is an early stage to Series A venture capital firm based in Menlo Park, Ca, with an office in Honolulu. SCV's initial investments range from \$250,000 to \$1,000,000. SCV currently has an 18-company portfolio with a focus on capital efficient, business-to-business technology firms in fields such as Financial Technology (FinTech), Cloud/SaaS, Security, Healthcare IT, and Internet of Things (IoT). SCV's Managing Director Timothy Dick explains the value of HI Growth Initiative, "HSDC has been a catalyst for startup development by helping fund early stage entrepreneurs through vehicles such as Blue Startups, mBloom, etc. This is the 'farm league' for startups to mature enough to become venture ready. This is already starting to bear fruit with companies like AreaMetrics ripening about two years after graduation from Blue Startups. Other Blue Startups companies such as MeetingSift are getting to venture stage too. This is remarkably quick given the trajectory of startups."

4.3.3 UPSIDE

UPSIDE Fund II is a VC fund managed by the University of Hawaii Foundation in conjunction with the HSDC. The goal of UPSIDE is to invest in research commercialization. For example, UPSIDE invested \$100,000 to help launch Protekai Inc., a company that commercialized intellectual

property developed by Dr. Angel Yanagihara's research laboratory. Other portfolio companies include Ala Wai Pharma, which develops delivery systems for influenza drugs, and Kineticor, a medical imaging company with patent-protected optical imaging technology that makes MRI images razor sharp.

4.4. Ecosystem Investments

Entrepreneur-focused events are an important component of an innovation ecosystem, enabling serendipitous collaboration and networking. A thriving innovation ecosystem needs events that allow entrepreneurs to network and share ideas. The HI Growth Connect and Network program has been a key facilitator of these types of events, which include Startup Weekends, pitch competitions, and demo days. Additionally, HI Growth supports three major venture capital summits focused on three different industries: East Meets West, held in the winter, brings together Asian and Western investors and startups; MaiTai Maui Tech Night, held in the spring, brings Silicon Valley executives and investors to Hawaii; and GVS All Access, held in the fall, brings Hollywood executives to network with Hawaii's film and creative media entrepreneurs.

The objective is to create opportunities for Hawaii entrepreneurs to grow their businesses by exposing them to potential customers, partners and investors on a regular basis. In FY 2015, more than 1,500 people participated in HI Growth-sponsored events. These activities are important to increasing the pipeline of entrepreneurs establishing new businesses and applying for funding from HI Growth's pre-seed and seed stage investment programs. A sample of these events is listed in Table 3.

TABLE 3. ECOSYSTEM INVESTMENTS AND EVENTS

Date	Event	Description
Nov. 14, 2013	Best Practices Symposium	HSDC partnered with HTDC to present Proof of Concept Center model - proof that research commercialization programs spur economic growth and startup success.
Dec. 4, 2013	2013 Startup Paradise VC Summit and Demo Day	Startup Paradise's 4th Annual VC Summit which brought together entrepreneurial community members to host discussions, attend workshops, review case studies, and see pitches from Accelerator companies.
Jan. 7, 2014	Entrepreneurs Foundation: Insight & Advice from Veteran Venture Capitalists	Informal session with three veteran Venture Capitalists who taught startups how to seek venture capital, and spoke of improving Hawaii's entrepreneurial ecosystem
Feb. 7, 2014	Startup Weekend Honolulu	54-hour Startup weekend where companies' pitches were judged, the winner was an app called Green Apple aimed at crowdsourcing money for school supplies.
March 5, 2014	Entrepreneur's Day at the Capitol	Entrepreneurs gathered at the State Capitol to display their businesses and ideas to the Governor, Lieutenant Governor, and members of Legislature.
May 1, 2014	Entrepreneurs Foundation: Pupus & Pitches, Angel Edition	Startups pitch a panel of experienced angel investors in front of a large crowd.
May 10, 2014	Hawaii Island Startup Paradise Demo Day	Seven companies gathered on Big Island to pitch their businesses and compete for a chance at funding and another pitch opportunity at Maui Tech Night.
May 15, 2014	Maui Tech Night 2014	Companies gathered in Maui and competed for the chance to win \$500,000 in funding.
May 16-18, 2014	Startup Weekend Maui	Individuals gathered and received the opportunity to turn startup ideas into actual business models, in a fast paced, 54 hour period.
June 13, 2014	Startup Paradise Demo Day	Thirteen startups gathered and pitched their ideas to a crowd of about 300 investors, policymakers, stakeholders, etc.
June 26, 2014	Entrepreneurs Foundation: Bootstrapping	Panel discussion about how to bootstrap a business and succeed without venture capital.
Nov. 5-7, 2014	East Meets West Digital Life Conference	Investors and entrepreneurs from Asia and the mainland were gathered in Hawaii to network and discuss ideas.

Nov. 14-16, 2014	Startup Weekend Honolulu	Participants gathered for a weekend to plan out business concepts, with the weekend culminating in a pitch competition.
Dec. 4, 2014	Best Practices Symposium: HVCA on Growing Hawaii's Innovation Economy	Over 120 Attendees gathered to learn the importance of innovation in Hawaii's Economy featuring economist Enrico Moretti.
Jan. 16, 2015	4th Startup Paradise Demo Day	Recent graduates from three accelerators - Blue Startups, XLR8UH, and Energy Exceleator gathered to pitch their companies to the community.
Feb. 26, 2015	15th Annual HVCA Entrepreneur & Deal of the Year Awards	Hawaii's Venture Capital Association hosted a gala honoring 'Entrepreneur & Deal of the Year', with many other award winners
Feb. 27, 2015	GVS Transmedia Accelerator's 'The Board Room'	A new group of individuals with an idea got the chance to pitch them for feedback from industry leaders
March 13, 2015	ROC Chinatown Launch Part	A launch party was held for ROC, Real Office Centers, a new and innovative company aimed at providing co-working spaces
May 6, 2015	HonNewTech Pitch Off	Companies entered to compete for a chance to pitch at MaiTai Maui Tech Night 2015
May 13, 2015	MaiTai Maui Tech Night 2015	TerViva, a company aimed at developing sustainable crops on under-productive land was announced the winner of the 3rd annual MaiTai Maui Tech night, a night where startups pitched their ideas and competed for funding and exposure
May 15-17, 2015	Startup Weekend Maui	Nearly 80 participants gathered to create startup pitches in a 54 hour period
May 28, 2015	HVCA Presents 'State of Venture Capital in Hawaii'	Leaders from the Entrepreneurial community gathered to discuss the state of the entrepreneurial ecosystem.
May 29, 2015	Startup Paradise Demo Day Honolulu	19 Companies from 3 Hawaii accelerators pitched their idea to a crowd of over 250 investors and business minded individuals
Sept. 22, 2015	mBloom Open House	mbloom, a Hawaii investment fund hosted a get together at ROC Honolulu to talk story with their advisor Padma Rao, and network

5. SURVEY AND RESULTS

UHERO developed a simple survey of HI Growth affiliated businesses and accelerators to capture data on company budgets and number of full time equivalent employees (FTE) between 2011 and June 2015. The full survey is in the Appendix. HSDC staff distributed the survey in October, 2015 to 66 businesses, and we received response from 47.

We report HI Growth funding allocated, total funding received by the HI Growth companies, and total FTEs for the period since HI Growth's inception in 2011. Table 4 reports the data collected from the 47 survey respondents, while Table 5 includes secondary data sources from companies' financial reports for all 65 businesses. Because survey data was only collected through June 30, 2015, total received from all sources and HI Growth funding were doubled to estimate an annual total. With the exception of 2015, funding and jobs increased every year over the five-year time horizon. For the surveyed sample, we also report total expenditures made in the state of Hawaii, which have been increasing every year and total approximately \$10.8 million. HI Growth funding and total public and private funding are illustrated for the smaller sample of survey data in Figures 1 and 2.

Using the smaller more conservative estimate of \$83.3 million in total funding from the 47 survey responses, we estimate that every \$1 of the State of Hawaii's investments to date in the HI Growth initiative has leveraged an additional \$11.49 of funding for Hawaii-based innovation companies (illustrated in Figure 3).¹

6. CONCLUSIONS AND RECOMMENDATIONS

The Hawaii Strategic Development Corporation (HSDC) is the State's economic development agency with the mandate to catalyze private sector capital to be invested in Hawaii. In 2011, HSDC launched the HI Growth Initiative with a \$13 million grant from the U.S. Department of the Treasury's State Small Business Credit Initiative. The HI Growth equity investment program has successfully catalyzed the development of an innovation ecosystem in a number of ways. Quality companies are starting up in Hawaii. Investors from both public and private sectors are engaged and investing in Hawaii companies. Entrepreneurial programs have been launched across multiple industries (software/tech, clean energy, film/creative media content, value-added agriculture, university research). Gigabit co-working spaces have been launched across the state. New broadband facilities, opened by GVS Connect in the fall of 2015, are increasing media production quality and efficiency with high-speed broadband connectivity. And finally, as documented by this report, HI Growth is leading to at least \$11.49 in private investment for each dollar invested.

In the five years since receiving the federal SSBCI grant, HI Growth has encouraged

¹ *Some of the private investment that matched HI Growth capital may have been invested in Hawaii even without the existence of the HI Growth initiative. State general funds committed amount to approximately \$8 million—\$2 million through the Launch Akamai Venture Accelerator program and \$6 million through the HI Growth Initiative—though to date existing obligations make up approximately \$7.3 million.*

**TOTAL PUBLIC & PRIVATE FUNDING
2011-2015
\$83,276,138**

FUNDING PER YEAR

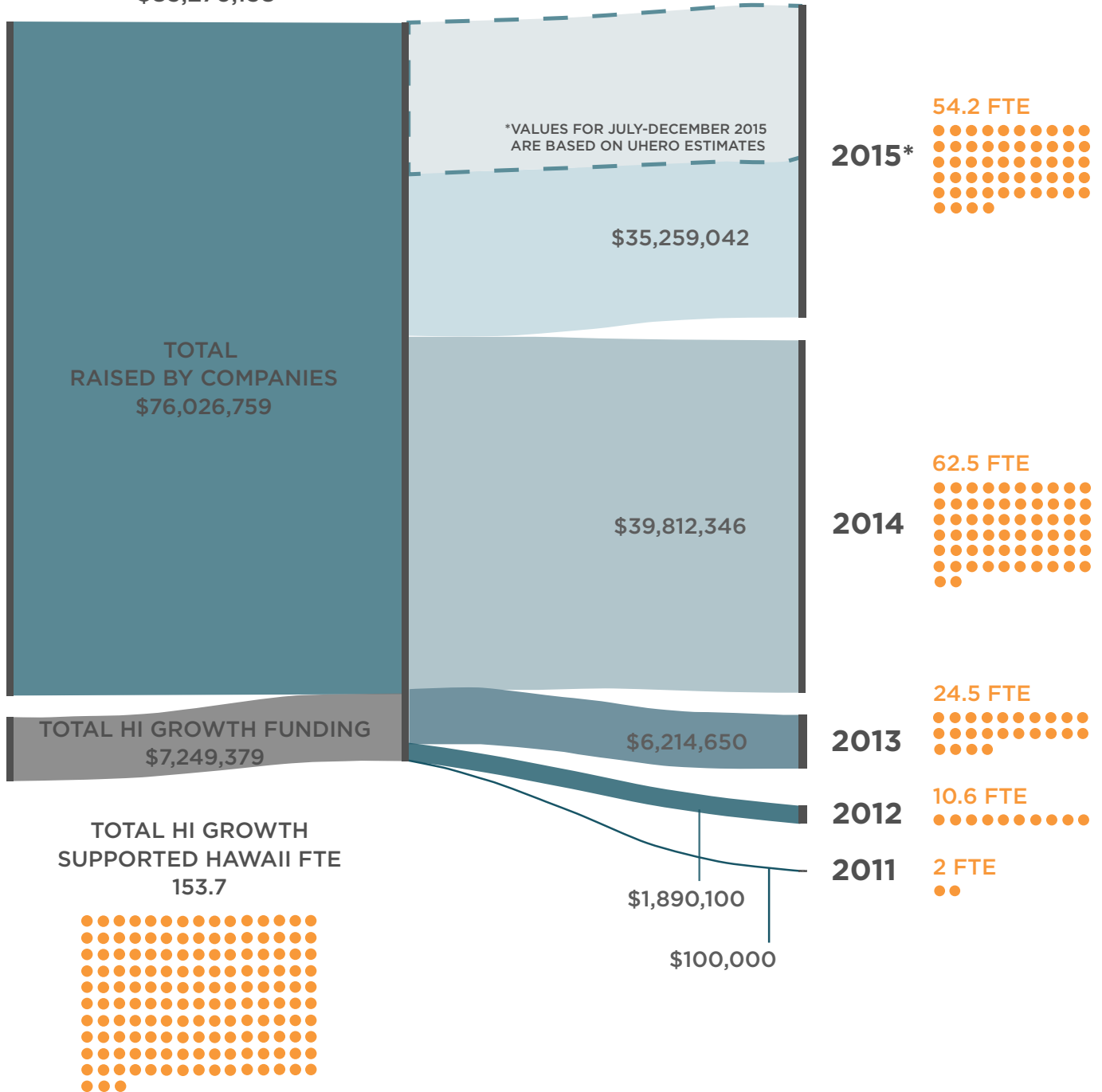


FIGURE 1. HI GROWTH FUNDING, TOTAL RAISED BY COMPANIES, AND JOBS, 2011-2015 (SURVEYS ONLY, N=47)

TABLE 4. HI GROWTH FUNDING, TOTAL FUNDING, AND JOBS, 2011-2015 (SURVEYS ONLY, N=47)

	2011	2012	2013	2014	2015*	Total
Funding received from all sources	\$100,000	\$1,890,100	\$6,214,650	\$39,812,346	\$35,259,042	\$83,276,138
Funding received from HGI	\$50,000	\$520,000	\$528,505	\$3,121,700	\$3,029,174	\$7,249,379
Total Hawaii FTEs	2.0	10.6	24.5	62.5	54.2	153.7
Total expenditures in Hawaii	\$75,000	\$836,978	\$1,413,280	\$3,602,122	\$4,828,624	\$10,756,004

*Survey data stopped at June 30, 2015, so the annual totals are a UHERO estimate

TABLE 5. HI GROWTH FUNDING, TOTAL FUNDING, AND JOBS, (SURVEYS AND FINANCIAL STATEMENTS, N=65)

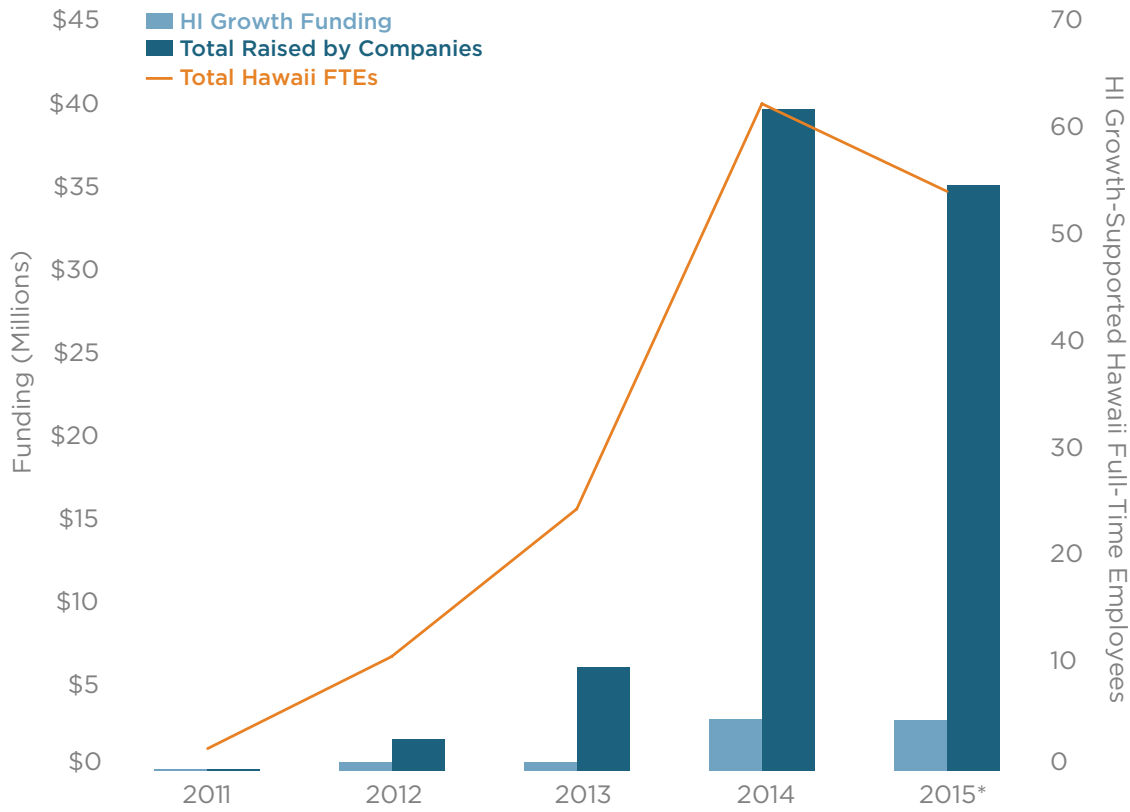
	2011	2012	2013	2014	2015*	Total
Funding received from all sources	\$100,000	\$1,890,100	\$8,883,650	\$47,256,346	\$88,537,042	\$146,667,138
Funding received from HGI	\$50,000	\$520,000	\$1,143,588	\$3,736,783	\$5,099,341	\$10,549,712
Total Hawaii FTEs	2.0	10.6	30.8	68.8	67.5	179.7

*Survey data stopped at June 30, 2015, so the annual totals are a UHERO estimate

entrepreneurial activity and spurred growth among budding companies. After facilitating the creation of Blue Startups and GVS Transmedia, these two accelerator programs graduated over 40 startups. Over \$60 million in funding has been generated, along with over 150 Hawaii-based jobs. The accelerators and their associated companies have spent approximately \$10.8 million in the state of Hawaii. Due in part to the diverse focuses of the accelerators, software, film, clean energy, university research, and value-added agriculture startups have begun to emerge. Some of these startups have already achieved success, and many are attracting investors from both the

public and private sectors. Through nationally and internationally recognized events such as the Startup Weekends, MaiTai Maui Tech Nights, and East Meets West conferences, HI Growth events attracted over 1,500 participants in 2015.

The HI Growth Initiative is facilitating the development of an innovation ecosystem in Hawaii by investing in a broad array of accelerator programs. There are several distinct advantages to this approach that go beyond the recognized economic development benefits of accelerator programs. In particular, the approach has avoided the government picking the winners problem. The accelerators have chosen to work in areas



*Data from July-December 2015 are based on UHERO estimate

FIGURE 2. HI GROWTH FUNDING, TOTAL RAISED BY COMPANIES, AND JOBS, 2011-2015 (SURVEYS ONLY, N=47)

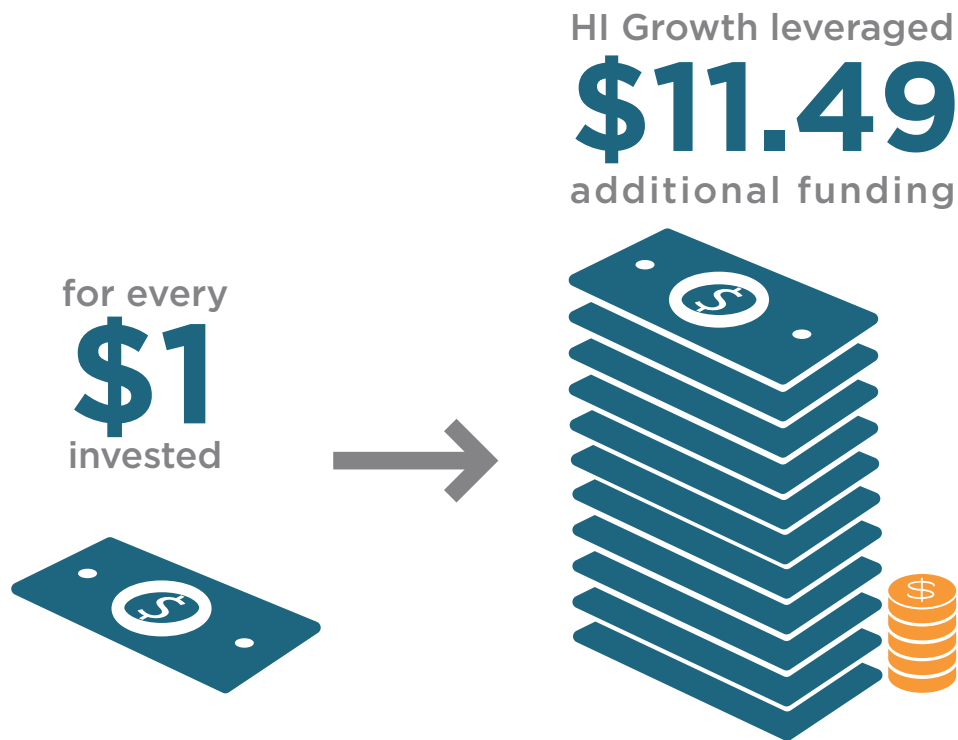


FIGURE 3. TOTAL FUNDING LEVERAGED FROM HI GROWTH DISTRIBUTED FUNDS (TO DATE)

where Hawaii has existing strengths—energy, media, healthcare, and university research to name a few—rather than attempting to invent entirely new areas of business activity. And the focus of many of the accelerators on technology solutions leverages Honolulu’s existing strength in the computer services cluster. Moreover, the accelerators are investing their private capital and making investment decisions with real skin in the game. Finally, the rapid growth in Hawaii based accelerators may finally provide the necessary

impetus to draw attention to entrepreneurship in the state, leading to further growth in venture capital, one of the necessary ingredients in a vibrant innovation ecosystem.

To better track and understand progress of the HI Growth Initiative, we recommend improved data collection about funding, local spending, and Hawaii-based FTEs. Participating companies could be required to contribute detailed information on a quarterly or annual basis to better track the success of the HI Growth program.

REFERENCES

Cohen and Hochberg, 2014. Accelerating Startups: The Seed Accelerator Phenomenon. Working Paper, <http://www.seedrankings.com/pdf/seed-accelerator-phenomenon.pdf>, accessed January 13, 2016.

Fehder and Hochberg, 2014. Accelerators and the Regional Supply of Venture Capital Investment. Working Paper, <http://www.seedrankings.com/pdf/accelerators-and-regional-supply-of-vc-investment.pdf>, accessed January 13, 2016.

Gilani, Aziz, and Kelly Quann, 2011. 2011 Seed Accelerator Rankings. Seed Accelerator Rankings Project Report.

“Governor Ige Delivers State of the State” 26 Jan 2015. <http://governor.hawaii.gov/featured/governor-david-ige-delivers-state-of-the-state/>, accessed January 13, 2016.

Hawaii Business Roundtable. 2014. Hawaii Innovation Assets Report, https://www.hawaii.edu/innovation/wp-content/uploads/2015/06/HIAR_r11_lores.pdf accessed January 14, 2016.

Kortum S. and J. Lerner. 2000. Assessing the Impact of Venture Capital on Innovation. *RAND Journal of Economics* 31(4): 674-692.

National Venture Capital Association, 2011. Venture Impact: The Economic Importance of Venture-Backed Companies to the U.S. Economy, http://henshawigeria.com/FolderBase/8.%20NVCA_venture_impact_5th_ed%20-%20USA.pdf accessed January 13, 2016.

Samila, Sampsa, and Olav Sorenson, 2011. Venture capital, entrepreneurship, and economic growth. *The Review of Economics and Statistics* 93:1.

Solomon, Brian. “The Best Startup Accelerators of 2015” *Forbes*. *Forbes*, 17 March 2015. “<http://www.forbes.com/sites/briansolomon/2015/03/17/the-best-startup-accelerators-of-2015-powering-a-tech-boom/>”

Appendix: Survey

1. How is your company involved with the HI Growth Initiative?

Received start-up funds via an accelerator

Which accelerator? _____

Blue Startups or GVS Transmedia Accelerator

Investment funds

Which investment fund? _____

mbloom, Startup Capital Ventures, UPSIDE

Ecosystem investments through HI Growth Connect and Network

Check all that apply:

startup community events

pitch competitions

demo days

Name of company that received HI Growth investment? _____

2. In the table below, please provide your annual budget for every year since receiving HI Growth funding. Approximately how much (or what percentage) was spent in Hawaii? Also indicate how many FTE positions your company employed in Hawaii, and how much in salaries your company paid each year since receiving HI Growth funding.

Regardless of the current status of your company, please provide numbers for the time periods that your company was in operation:

- The definition of FTE is someone who works 2,080 hours in a calendar year.
- To calculate FTE equivalents, take hours devoted to the project or event and divide by 2,080. For example, if you work 20 hours a week for one year, you've worked a total of 1,040 hours: 1,040/2,080 is 0.5 FTE. If you spent 50 hours working an event, then the FTE is 50/2,080 or 0.2 FTE.
- Count only paid positions, except for company founders. Founders should be counted regardless of whether they drew a salary.

	2011	2012	2013	2014	2015 (through 6/30/15)
Funding received from all sources (total amount should include private + Hi Growth + other sources)					
Funding received from Hi Growth					
Total expenditures in Hawaii					
Total salaries paid in Hawaii					
Total Hawaii FTEs					

3. If your company is no longer in operation, have you joined another Hawaii venture?

[THIS PAGE INTENTIONALLY LEFT BLANK]

UHERO

THE ECONOMIC RESEARCH ORGANIZATION
AT THE UNIVERSITY OF HAWAII

UHERO THANKS THE FOLLOWING SPONSORS: KAWEKI'U - THE TOPMOST SUMMIT

Hawai'i Business Roundtable

KILOHANA - A LOOKOUT, HIGH POINT

American Savings Bank

Bank of Hawai'i

Hawai'i Electric Light Company, Ltd.

Hawaiian Electric Company, Inc.

Matson Company

Maui Electric Company, Ltd.

The Nature Conservancy

NextEra Energy

KUAHIWI - A HIGH HILL, MOUNTAIN

Better Homes and Gardens Real Estate Advantage Realty

Central Pacific Bank

First Insurance Company of Hawai'i, Ltd.

Hau'oli Mau Loa Foundation

HGEA

The Howard Hughes Corporation

Kaiser Permanente Hawai'i

Natural Energy Laboratory of Hawai'i Authority

The Pacific Resource Partnership

Servco Pacific Inc.

Young Brothers, Limited

Kulia I Ka Nu'u (literally "Strive for the summit") is the value of achievement, those who pursue personal excellence. This was the motto of Hawai'i's Queen Kapi'olani. Sponsors help UHERO to continually reach for excellence as the premier organization dedicated to economic research relevant to Hawai'i and the Asia-Pacific region.

The UHERO Forecast Project is a community-sponsored research program of the University of Hawai'i at Mānoa. The Forecast Project provides the Hawai'i community with analysis on economic, demographic, and business trends in the State and the Asia-Pacific region.

All sponsors receive the full schedule of UHERO reports, as well as other benefits that vary with the level of financial commitment.

For sponsorship information, browse to <http://www.uhero.hawaii.edu>.