

House District 30
Senate District 16

THE TWENTY-NINTH LEGISLATURE
APPLICATION FOR GRANTS
CHAPTER 42F, HAWAII REVISED STATUTES

Log No:

For Legislature's Use Only

Type of Grant Request:

GRANT REQUEST – OPERATING

GRANT REQUEST – CAPITAL

"Grant" means an award of state funds by the legislature, by an appropriation to a specified recipient, to support the activities of the recipient and permit the community to benefit from those activities.

"Recipient" means any organization or person receiving a grant.

STATE DEPARTMENT OR AGENCY RELATED TO THIS REQUEST (LEAVE BLANK IF UNKNOWN):

STATE PROGRAM I.D. NO. (LEAVE BLANK IF UNKNOWN):

1. APPLICANT INFORMATION:

Legal Name of Requesting Organization or Individual: Pacific Fleet Submarine Memorial Association

Db: USS Bowfin Submarine Museum & Park

Street Address: 11 Arizona Memorial Dr. Honolulu, HI 96818

Mailing Address: 11 Arizona Memorial Dr. Honolulu, HI 96818

2. CONTACT PERSON FOR MATTERS INVOLVING THIS APPLICATION:

Name CHARLES K. MERKEL JR.

Title President and Executive Director

Phone # 808-423-1341

Fax # 808-422-5201

E-mail executivedirector@bowfin.org

3. TYPE OF BUSINESS ENTITY:

- NON PROFIT CORPORATION INCORPORATED IN HAWAII
 FOR PROFIT CORPORATION INCORPORATED IN HAWAII
 LIMITED LIABILITY COMPANY
 SOLE PROPRIETORSHIP/INDIVIDUAL
 OTHER

6. DESCRIPTIVE TITLE OF APPLICANT'S REQUEST:

UPGRADE COMFORT STATION AT USS BOWFIN SUBMARINE MUSEUM & PARK TO COMPLY WITH AMERICAN DISABILITIES ACT (ADA) STANDARDS

4. FEDERAL TAX ID #: [REDACTED]
5. STATE TAX ID #: [REDACTED]

7. AMOUNT OF STATE FUNDS REQUESTED:

FISCAL YEAR 2018: \$ 376,220

8. STATUS OF SERVICE DESCRIBED IN THIS REQUEST:

- NEW SERVICE (PRESENTLY DOES NOT EXIST)
 EXISTING SERVICE (PRESENTLY IN OPERATION)

SPECIFY THE AMOUNT BY SOURCES OF FUNDS AVAILABLE AT THE TIME OF THIS REQUEST:

STATE \$ 0
FEDERAL \$ 0
COUNTY \$ 0
PRIVATE/OTHER \$ 0

CHARLES K. MERKEL JR., PRESIDENT AND EXECUTIVE DIRECTOR
NAME & TITLE

01/17/2017
DATE SIGNED



RECEIVED
1/17/17 wa

Application for Grants

If any item is not applicable to the request, the applicant should enter "not applicable".

I. Background and Summary

This section shall clearly and concisely summarize and highlight the contents of the request in such a way as to provide the State Legislature with a broad understanding of the request. Please include the following:

1. A brief description of the applicant's background;

Pacific Fleet Submarine Memorial Association (PFSMA) doing business as USS Bowfin Submarine Museum & Park is an IRS 501(c)(3) tax-exempt nonprofit organization formed in 1979 to create and maintain the finest submarine memorial in the World, to include a display of submarine related artifacts, and a Park and to support the Navy as appropriate – operating on a fiscally sound basis.

The purpose of PFSMA:

To establish a Pacific Fleet Submarine Museum to serve as a memorial to those gallant Sailors who manned the Submarine Force in WWII, during the Cold War, today and in to the future; to maintain as a centerpiece of this memorial museum the Fleet Submarine USS BOWFIN (SS 287), for permanent display in Hawaii, as an educational tool and as an inspiration to present and future generations; to create an Educational Outreach Program within the Community including an endowed Bowfin Scholarship Program; and be a centerpiece for public awareness and understanding of the Submarine Force including its evolution, history and future.

Along with the USS Arizona Memorial, the Battleship Missouri Memorial, and the Pacific Aviation Museum Pearl Harbor, the USS Bowfin Submarine Museum & Park complete the Pearl Harbor Historic Sites, a major tourist destination for the state of Hawaii.

Since opening in 1981, over 8,300,000 visitors from all over the world have visited USS Bowfin Submarine Museum & Park. There were over 350,000 visitors to Bowfin in 2016.

Since 1985, USS Bowfin Submarine Museum & Park has awarded academic scholarships to Hawaii-based submarine Sailors (officer and enlisted) and their families. To date, over \$700,000 has been awarded. In 2016, \$50,000 in scholarships were awarded. For 2017, the Board of Directors has approved the awarding of up to \$75,000 in scholarships. An education endowment and donations fund these scholarships.

PFSMA employees 75 full-time employees and had a net payroll of nearly \$2.4M in 2016. PFSMA paid over \$225,000 in General Excise Tax and nearly \$200,000 in payroll taxes in 2016.

2. The goals and objectives related to the request;

In 2010, the National Park Service completed its renovation of the USS Arizona Memorial Visitor Center. With this renovation, the Visitor Center now directly adjoins the USS Bowfin Submarine Museum & Park which has increased visitor interest and improved the overall experience. Our crew takes great care of Bowfin and our property, but our museum has not undergone any significant improvements since its completion in the 1980s.

Several years ago PFSMA began discussions to expand and renovate the museum with the Portico Group, an architectural design firm based in Seattle that was involved in the renovation of the Arizona Memorial Visitor Center. Several Hawaii-based engineering and architectural firms including Mason Architects, Belt Collins Hawaii, Baldrige & Associates Structural Engineers, Mechanical Engineers of Hawaii, Coffman Engineers, and James Tucker Associates have been involved in this effort. In May 2016, 85% Construction Drawings were completed, and are under review by Naval Facilities Engineering Command (NAVFAC) Hawaii. It is estimated that this review will be completed in the summer of 2017, after which the Construction Drawings will be finalized.

Among the highlights of the planned renovations:

Over 2,000 square feet of exhibit space will be added to the museum, including a dramatic new face and iconic entry to the museum, expanded galleries and improved collection storage and support spaces. The museum will be renovated in to three exhibit areas, with the best of our collections, and a broad range of multimedia and interactive exhibits: The Submarine Force in World War II, The Submarine Force in the Cold War, and The current and future Submarine Force. The Comfort Station will be upgraded to meet American Disability Act (ADA) standards. The Gift Shop will be renovated. The Support Facilities will be replaced. An enclosure will be constructed for the Kaiten (manned torpedo), to better preserve and interpret this unique artifact. Exterior exhibits will be re-arranged and reinterpreted.

As of the completion of the 85% Construction Drawings (July 2016), the estimate cost of these renovations is \$15M (\$8.4M for construction and \$6.6M for museum exhibits). To date, PFSMA has saved over \$5.5M in a capital investment fund to support this effort.

PFSMA is looking to a broad set of resources to fund this project and is submitting this Grant in Aid application to specifically request funding to upgrade the Comfort Station and to comply with ADA standards. The current cost estimate (completed in July 2016) to renovate the Comfort Station is \$376,220.

A breakdown of the construction cost estimates for the entire renovation, a detailed breakdown of the Comfort Station renovation and a copy of the 85% Construction Drawings are enclosed with this application.

3. The public purpose and need to be served;

USS Bowfin Submarine Museum & Park is open to the public nearly every day of the year – our only closings are on Thanksgiving, Christmas and New Year’s Day. Although admission fees are charged to tour the Bowfin and the museum, there is no charge to enter the grounds and use our facilities. There are nearly 1.5M visitors to the Arizona Memorial Visitor Center annually. There are over 300,000 paid admissions to Bowfin every year, and significant number of visitors tour our grounds without paying any admission fee. A complete renovation of our Comfort Station to comply with ADA standards will significantly improve a visitor’s experience at Bowfin Submarine Museum & Park.

4. Describe the target population to be served; and

Although we place a strong emphasis in serving Oahu, the Neighbor Islands, and the United States mainland, our target population is truly global. School groups, historians, veterans, military enthusiasts, tourists, government and civilian officials visit USS Bowfin Submarine Museum & Park from all over the world. With the recently completed 75th Commemoration of the attack on Pearl Harbor, there is a renewed interest in all of the Pearl Harbor Historic Sites.

5. Describe the geographic coverage.

Although we place a strong emphasis in serving Oahu, the Neighbor Islands, and the United States mainland, our geographic impact is truly global. School groups, historians, veterans, military enthusiasts, tourists, government and civilian officials visit USS Bowfin Submarine Museum & Park from all over the world. We have virtually unlimited geographic coverage.

II. Service Summary and Outcomes

The Service Summary shall include a detailed discussion of the applicant’s approach to the request. The applicant shall clearly and concisely specify the results, outcomes, and measures of effectiveness from this request. The applicant shall:

1. Describe the scope of work, tasks and responsibilities;

To date, PFSMA has invested over \$1M in the design of the planned expansion and renovation. At the time of submittal of this application, 85% Construction Drawings have been completed and are under review by Naval Facilities Engineering Command, Hawaii (NAVFAC). Once the review by NAVFAC is completed in the summer of 2017, Construction Drawings will be completed. It is anticipated that the project will be put out to bid in early 2018, and that the Comfort Station renovation will occur between March and June of 2018.

2. Provide a projected annual timeline for accomplishing the results or outcomes of the service;

January – August 2017: 85% Construction Drawing review by NAVFAC. Parallel fundraising efforts such as this grant application are also in progress.

September – October 2017: Portico and Associates develop Construction Drawings.

November – December 2017: Construction Drawing review by NAVFAC.

January 2018: Project out for bid.

February 2018: Select contractor for project.

March – June 2018: Comfort Station renovation.

3. Describe its quality assurance and evaluation plans for the request. Specify how the applicant plans to monitor, evaluate, and improve their results; and
4. List the measure(s) of effectiveness that will be reported to the State agency through which grant funds are appropriated (the expending agency). The measure(s) will provide a standard and objective way for the State to assess the program's achievement or accomplishment. Please note that if the level of appropriation differs from the amount included in this application that the measure(s) of effectiveness will need to be updated and transmitted to the expending agency.

The renovation of the Comfort Station at USS Bowfin Submarine Museum & Park is designed to upgrade the facilities to ADA standards. Throughout the design and review process compliance with ADA requirements will be verified. Through proper selection of a qualified contractor and oversight of the construction project by PFSMA and Mason Architects will ensure that the renovation is completed to the appropriate standards.

III. Financial

Budget

1. The applicant shall submit a budget utilizing the enclosed budget forms as applicable, to detail the cost of the request.

The enclosed budget forms provide details of the cost for this request. In addition, a copy of the construction estimate is enclosed to provide additional details.

2. The applicant shall provide its anticipated quarterly funding requests for the fiscal year 2018.

Quarter 1	Quarter 2	Quarter 3	Quarter 4	Total Grant
\$0	\$0	\$188,110	\$188,110	\$376,220

3. The applicant shall provide a listing of all other sources of funding that they are seeking for fiscal year 2018.

PFSMA has applied for a \$50,000 grant through the National Maritime Heritage Grant Program for a Grants for Maritime Heritage Education and Preservation Projects to assist with the funding for the construction of a protective enclosure for the Kaiten (manned

torpedo) that is on exhibit at USS Bowfin Submarine Museum & Park. This is another portion of the renovation project for the entire Bowfin site.

PFSMA is conducting a capital campaign to raise the funds necessary to complete the remainder of the planned museum expansion and renovation.

4. The applicant shall provide a listing of all state and federal tax credits it has been granted within the prior three years. Additionally, the applicant shall provide a listing of all state and federal tax credits they have applied for or anticipate applying for pertaining to any capital project, if applicable.

None.

5. The applicant shall provide a listing of all federal, state, and county government contracts and grants it has been and will be receiving for program funding.

At the time of submitting this application, PFSMA is not receiving program funding from any federal, state and county government contract/grants. In addition, PFSMA receives no goodwill or lease remission from any government entity.

6. The applicant shall provide the balance of its unrestricted current assets as of December 31, 2016.

Statement of Financial Position as of December 31, 2016 is attached.

IV. Experience and Capability

A. Necessary Skills and Experience

The applicant shall demonstrate that it has the necessary skills, abilities, knowledge of, and experience relating to the request. State your experience and appropriateness for providing the service proposed in this application. The applicant shall also provide a listing of verifiable experience of related projects or contracts for the most recent three years that are pertinent to the request.

PFSMA selected The Portico Group to lead the effort to renovate and expand USS Bowfin Submarine Museum & Park. The Portico Group was the lead architect for the revitalization of the USS Arizona Visitor Center. The Portico Group has used a number of Hawaii-based architectural and engineering firms, including Mason Architects, Belt Collins Hawaii, Baldrige & Associates Structural Engineers, Mechanical Engineers of Hawaii, Coffman Engineers, and James Tucker Associates. The Portico Group and their local partners will be involved in the review and selection process for the contractor(s) that will perform the renovation process. Mason Architects will provide oversight during the renovation to ensure that standards are met.

B. Facilities

The applicant shall provide a description of its facilities and demonstrate its adequacy in relation to the request. If facilities are not presently available, describe plans to secure facilities.

USS Bowfin Submarine Museum & Park is located at Pearl Harbor immediately adjacent to the USS Arizona Memorial Visitors Center. USS Bowfin Submarine Museum & Park occupies approximately 3.8 acres of land that is leased from the U. S. Navy. This lease is administered by Naval Facilities Engineering Command, Hawaii. Naval Facilities Engineering Command, Hawaii is currently preparing a new 25-year lease that should be executed by July 2017.

V. Personnel: Project Organization and Staffing

A. Proposed Staffing, Staff Qualifications, Supervision and Training

The applicant shall describe the proposed staffing pattern and proposed service capacity appropriate for the viability of the request. The applicant shall provide the qualifications and experience of personnel for the request and shall describe its ability to supervise, train and provide administrative direction relative to the request.

As of January 2nd 2017, USS Bowfin Submarine Museum & Park has 75 full-time employees. A 15-member Board of Directors provide governance, strategic planning, and oversight. Our contacts and partnerships extend across a wide spectrum of community, national, and international relationships that have been forged over the years.

The PFSMA's Board of Directors is chaired by Captain Ronald R. Cox, USN (Ret.) who is currently the Vice President for Power Supply at Hawaiian Electric Company. Captain Cox is a leader in the community, serving as a Board Member of YMCA.

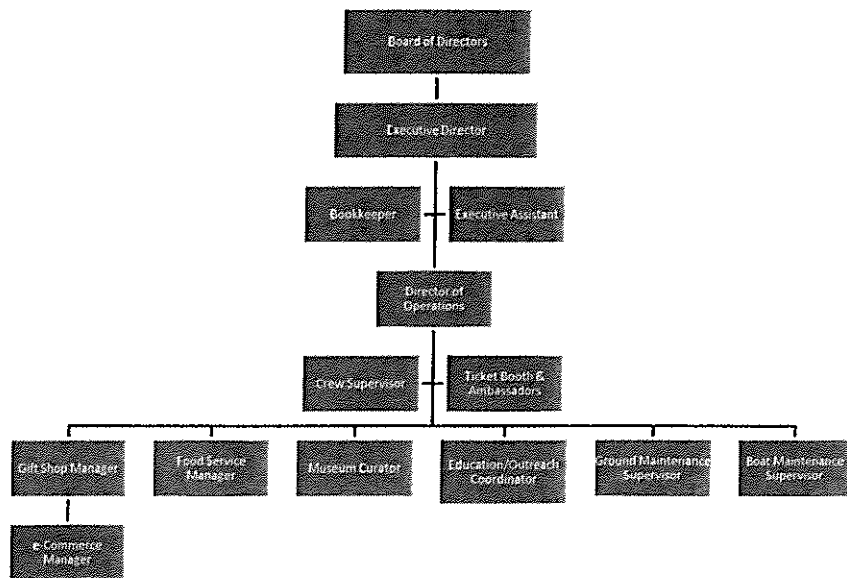
The Museum is led by Executive Director Captain Charles K. (Chuck) Merkel, USN (Ret.). Captain Merkel served on active duty in the U. S. Navy submarine force for 30 years and holds the distinction of being the first submarine Commanding Officer since World War II to lead his crew in combat on two successive deployments. Captain Merkel assumed the leadership of the Museum in May 2016. Captain Merkel served as Commanding Officer of a nuclear-powered submarine, a submarine training command and an operational joint command. His final active duty assignment was as the Director for Maintenance and Material Readiness for the Pacific submarine force. In this position he supervised the day-to-day operation of all submarines operating in the Pacific fleet. As Executive Director, Captain Merkel is responsible to the Board of Directors for all aspects of operations at USS Bowfin Submarine Museum & Park.

The PFSMA Board of Directors specifically selected The Portico Group to lead the effort to revitalize and expand the museum due to their involvement in the revitalization of the Arizona Visitors Center. The Portico Group brought together a number of Hawaii-based architectural

and engineering firms to assist in this effort. These local firms will be involved in completing the design, selection of contractors and supervision of the construction.

B. Organization Chart

The applicant shall illustrate the position of each staff and line of responsibility/supervision. If the request is part of a large, multi-purpose organization, include an organization chart that illustrates the placement of this request.



C. Compensation

The applicant shall provide the annual salaries paid by the applicant to the three highest paid officers, directors, or employees of the organization by position.

- Executive Director: \$90,000*
- Director of Operations: \$66,394*
- Boat Maintenance Supervisor: 63,060*

VI. Other

A. Litigation

The applicant shall disclose any pending litigation to which they are a party, including the disclosure of any outstanding judgement. If applicable, please explain.

USS Bowfin Submarine Museum & Park is not a party to any pending litigation or subject to any outstanding judgement.

B. Licensure or Accreditation

The applicant shall specify any special qualifications, including but not limited to licensure or accreditation that the applicant possesses relevant to this request.

USS Bowfin Submarine Museum & Park completes the Pearl Harbor Historic Sites along with the USS Arizona Memorial, the Battleship Missouri Memorial and the Pacific Aviation Museum Pearl Harbor. Naval History and Heritage Command provides oversight for the accountability and maintenance of artifacts on loan for PFSMA.

C. Private Educational Institutions

The applicant shall specify whether the grant will be used to support or benefit a sectarian or non-sectarian private educational institution. Please see Article X, Section 1, of the State Constitution for the relevance of this question.

The grant will not be used to support or benefit a sectarian or non-sectarian private educational institution.

D. Future Sustainability Plan

The applicant shall provide a plan for sustaining after fiscal year 2017-18 the activity funded by the grant if the grant of this application is:

- (1) Received by the applicant for fiscal year 2017-18, but
- (2) Not received by the applicant thereafter.

The funds requested by this grant will be utilized to fund the one-time costs associated with the renovation of the Comfort Station at USS Bowfin Submarine Museum & Park. Once these renovations are completed, the cost of operation and maintenance will be covered by the normal annual revenue and budgeting process.

If funds are not granted to fund this renovation, PFSMA will explore other means to fund this project.

E. Certificate of Good Standing (If the Applicant is an Organization)

If the applicant is an organization, the applicant shall submit one (1) copy of a certificate of good standing from the Director of Commerce and Consumer Affairs that is dated no earlier than December 1, 2016.

A copy of a certificate of good standing from the Director of Commerce and Consumer Affairs, dated December 16th 2016 is attached.

BUDGET REQUEST BY SOURCE OF FUNDS

Period: July 1, 2017 to June 30, 2018

Applicant: Pacific Fleet Submarine Memorial Association

BUDGET CATEGORIES	Total State Funds Requested (a)	Total Federal Funds Requested (b)	Total County Funds Requested (c)	Total Private/Other Funds Requested (d)
A. PERSONNEL COST				
1. Salaries				
2. Payroll Taxes & Assessments				
3. Fringe Benefits				
TOTAL PERSONNEL COST				
B. OTHER CURRENT EXPENSES				
1. Airfare, Inter-Island				
2. Insurance				
3. Lease/Rental of Equipment				
4. Lease/Rental of Space				
5. Staff Training				
6. Supplies				
7. Telecommunication				
8. Utilities				
9				
10				
11				
12				
13				
14				
15				
16				
17				
18				
19				
20				
TOTAL OTHER CURRENT EXPENSES				
C. EQUIPMENT PURCHASES	0			
D. MOTOR VEHICLE PURCHASES	0			
E. CAPITAL	376,220			
TOTAL (A+B+C+D+E)	376,200			
SOURCES OF FUNDING		Budget Prepared By:		
(a) Total State Funds Requested	376,220	<div style="background-color: black; width: 150px; height: 20px; display: inline-block;"></div> 808-423-1341 <small>Name (Please type or print) Phone</small>		
(b) Total Federal Funds Requested	0	Charles Merkel 1/17/2017 <small>Name and Title (Please type or print) Date</small>		
(c) Total County Funds Requested	0	1/17/ <small>Signature of Authorized Official Date</small>		
(d) Total Private/Other Funds Requested	0	2017 <small>Signature of Authorized Official Date</small>		
TOTAL BUDGET	376,220	Charles K. Merkel Jr., Executive Director		

BUDGET JUSTIFICATION - EQUIPMENT AND MOTOR VEHICLES

Period: July 1, 2017 to June 30, 2018

Applicant: Pacific Fleet Submarine Memorial Assor

DESCRIPTION EQUIPMENT	NO. OF ITEMS	COST PER ITEM	TOTAL COST	TOTAL BUDGETED
N/A			\$ -	
			\$ -	
			\$ -	
			\$ -	
			\$ -	
TOTAL:				
JUSTIFICATION/COMMENTS:				

DESCRIPTION OF MOTOR VEHICLE	NO. OF VEHICLES	COST PER VEHICLE	TOTAL COST	TOTAL BUDGETED
N/A			\$ -	
			\$ -	
			\$ -	
			\$ -	
			\$ -	
TOTAL:				
JUSTIFICATION/COMMENTS:				

BUDGET JUSTIFICATION - CAPITAL PROJECT DETAILS

Period: July 1, 2017 to June 30, 2018

Applicant: Pacific Fleet Submarine Memorial As

FUNDING AMOUNT REQUESTED						
TOTAL PROJECT COST	ALL SOURCES OF FUNDS RECEIVED IN PRIOR YEARS		STATE FUNDS REQUESTED	OF FUNDS REQUESTED	FUNDING REQUIRED IN SUCCEEDING YEARS	
	FY: 2015-2016	FY: 2016-2017	FY:2017-2018	FY:2017-2018	FY:2018-2019	FY:2019-2020
PLANS		62500				
LAND ACQUISITION						
DESIGN	438520	419806				
CONSTRUCTION			376220			
EQUIPMENT						
TOTAL:	438520	482306	376,220			
<p>JUSTIFICATION/COMMENT Design fees paid to Portico. Plan review fee paid to NAVFAC Hawaii. All fees have been paid in full from operating funds.</p>						

GOVERNMENT CONTRACTS AND / OR GRANTS

Applicant: Pacific Fleet Submarine Memorial Association

Contracts Total: -

	CONTRACT DESCRIPTION	EFFECTIVE DATES	AGENCY	GOVERNMENT ENTITY (U.S. / State / Haw / Hon / Kau / Mau)	CONTRACT VALUE
1	NONE				
2					
3					
4					
5					
6					
7					
8					
9					
10					
11					
12					
13					
14					
15					
16					
17					
18					
19					
20					
21					
22					
23					
24					
25					
26					

27					
28					
29					
30					

**DECLARATION STATEMENT OF
APPLICANTS FOR GRANTS PURSUANT TO
CHAPTER 42F, HAWAII REVISIED STATUTES**

The undersigned authorized representative of the applicant certifies the following:

- 1) The applicant meets and will comply with all of the following standards for the award of grants pursuant to Section 42F-103, Hawaii Revised Statutes:
 - a) Is licensed or accredited, in accordance with federal, state, or county statutes, rules, or ordinances, to conduct the activities or provide the services for which a grant is awarded;
 - b) Complies with all applicable federal and state laws prohibiting discrimination against any person on the basis of race, color, national origin, religion, creed, sex, age, sexual orientation, or disability;
 - c) Agrees not to use state funds for entertainment or lobbying activities; and
 - d) Allows the state agency to which funds for the grant were appropriated for expenditure, legislative committees and their staff, and the auditor full access to their records, reports, files, and other related documents and information for purposes of monitoring, measuring the effectiveness, and ensuring the proper expenditure of the grant.


- 2) If the applicant is an organization, the applicant meets the following requirements pursuant to Section 42F-103, Hawaii Revised Statutes:
 - a) Is incorporated under the laws of the State; and
 - b) Has bylaws or policies that describe the manner in which the activities or services for which a grant is awarded shall be conducted or provided.

- 3) If the applicant is a non-profit organization, it meets the following requirements pursuant to Section 42F-103, Hawaii Revised Statutes:
 - a) Is determined and designated to be a non-profit organization by the Internal Revenue Service; and
 - b) Has a governing board whose members have no material conflict of interest and serve without compensation.

Pursuant to Section 42F-103, Hawaii Revised Statutes, for grants used for the acquisition of land, when the organization discontinues the activities or services on the land acquired for which the grant was awarded and disposes of the land in fee simple or by lease, the organization shall negotiate with the expending agency for a lump sum or installment repayment to the State of the amount of the grant used for the acquisition of the land.

Further, the undersigned authorized representative certifies that this statement is true and correct to the best of the applicant's knowledge.

Pacific Fleet Submarine Memorial Association
(Typed Name of Applicant Organization)



1/17/2017

(Date)

Charles K. Merkel Jr.
(Typed Name)

President and Executive Director
(Title)

9:23 AM
01/17/17
Accrual Basis


USS Bowfin Submarine Museum & Park
Statement of Financial Position
As of December 31, 2016

	Dec 31, 16
ASSETS	
Current Assets	
Checking/Savings	
10000 · Cash	
10900 · Vault Services	8,900.00
10800 · CASH - NFCU	659.33
10100 · BH- Ops Fund - 040	300,149.04
10200 · BH - Gift Shop - 059	298,129.46
10400 · BH - Special Fund - 117	2,932.55
10450 · BH - Combined Funds - 115	681,695.01
10500 · Educational Endowments	931,463.55
10600 · Petty Cash	3,500.00
10700 · Cash - Investments	5,537,882.85
Total 10000 · Cash	7,765,311.79
Total Checking/Savings	7,765,311.79
Accounts Receivable	
16000 · Accounts Receivable	58,010.40
Total Accounts Receivable	58,010.40
Other Current Assets	
12800 · Prepaid Expenses	
12804 · Prepaid Lease - Naval Facility	36,831.07
12802 · Prepaid Utilities	114,907.00
Total 12800 · Prepaid Expenses	151,738.07
12500 · Inventory	213,891.99
Total Other Current Assets	365,630.06
Total Current Assets	8,188,952.25
Fixed Assets	
15600 · Computer Software	63,513.73
15000 · Fixed Assets (Furniture and equipment with useful life exceeding one ye...	
15100 · Building, Land & Museum	3,809,377.48
15200 · Future Capital Improvements	
15225 · Construction in Progress	1,511,856.92
15200 · Future Capital Improvements - Other	517,479.00
Total 15200 · Future Capital Improvements	2,029,335.92
15300 · Submarine Museum	757,003.22
15400 · Furniture, Fixtures & Equipment	
15452 · Simplex - Fire Extinguishers	17,427.93
15451 · Leaf, LLC - Audio Headsets	40,172.43
15400 · Furniture, Fixtures & Equipment - Other	150,493.72
Total 15400 · Furniture, Fixtures & Equipment	208,094.08
15500 · Vehicles	27,996.98

9:23 AM
01/17/17
Accrual Basis

USS Bowfin Submarine Museum & Park
Statement of Financial Position
As of December 31, 2016

	Dec 31, 16
15900 · Accumulated Depreciation	-4,072,306.32
Total 15000 · Fixed Assets (Furniture and equipment with useful life exceeding ...)	2,759,501.36
Total Fixed Assets	2,823,015.09
TOTAL ASSETS	11,011,967.34
LIABILITIES & EQUITY	
Liabilities	
Current Liabilities	
Other Current Liabilities	
22100 · Accrued General Excise Tax	20,582.51
24100 · Garnishment Payable	70.58
24200 · IRA Payable	12,868.31
21000 · Due from Combined Account	
21300 · Due to P.H.P	22,263.44
21200 · Due to Pacific Aviation	170,008.27
21100 · Due to Missouri	361,736.06
Total 21000 · Due from Combined Account	554,007.77
Total Other Current Liabilities	587,529.17
Total Current Liabilities	587,529.17
Total Liabilities	587,529.17
Equity	
30100 · Capital Investments (Other Income)	
30101 · Capital Investment Fund	20,023.00
Total 30100 · Capital Investments (Other Income)	20,023.00
30000 · Opening Balance Equity (Opening balances during setup post to this ac...	389,048.31
30300 · Unrestricted Net Assets (Other Income)	8,902,040.42
Net Income	1,113,326.44
Total Equity	10,424,438.17
TOTAL LIABILITIES & EQUITY	11,011,967.34




Department of Commerce and Consumer Affairs

CERTIFICATE OF GOOD STANDING

I, the undersigned Director of Commerce and Consumer Affairs
of the State of Hawaii, do hereby certify that

PACIFIC FLEET SUBMARINE MEMORIAL ASSOCIATION, INC.

was incorporated under the laws of Hawaii on 12/22/1978 ;
that it is an existing nonprofit corporation; and that,
as far as the records of this Department reveal, has complied
with all of the provisions of the Hawaii Nonprofit Corporations
Act, regulating domestic nonprofit corporations.



IN WITNESS WHEREOF, I have hereunto set
my hand and affixed the seal of the
Department of Commerce and Consumer
Affairs, at Honolulu, Hawaii.

Dated: December 16, 2016

Director of Commerce and Consumer Affairs

Project: Bowfin Submarine Museum
Location: Pearl Harbor, HI
Bldg SF: N/A
Estimate: SUM_07-13-16
Est. Type: 85% Design Document Summary

Summary	Total \$
Site Hardscape	\$ 1,179,500
Site Utilities	\$ 176,200
Site Exhibits	\$ 636,040
Comfort Station	\$ 376,220
Admin Bldg	\$ 39,570
Gift Shop	\$ 935,530
Support Building	\$ 1,313,400
Museum	\$ 3,714,590
	<hr/>
	\$ 8,371,050

**USS Bowfin
Submarine Museum and Park
85% Design
Comfort Station
Cost Estimate
Jul-16**

This estimate has been prepared by John L. Langer Construction Consultant for:

Client: The Portico Group
Address: 1500 4th Ave 3rd Floor
City, State, Zip: Seattle, WA 98101
Phone: 206-621-2196
Fax: 206-621-2199
Email: bmoggio@porticogroup.com

Project reference:
01_85%_Comfort_Station_07-11-16.xls

USS Bowfin Museum Park
85% Design
Comfort Station

Table of Contents:

Page 2 Introduction

Page 3 Overall summary

Page 3 CSI Summary

Page 5 - 8 Estimate backup (CSI)

Project Description:

This project includes alterations and additions to the existing museum and enhancements to the existing landscape areas on the site.

This estimate was prepared by measurement of approximate quantities from drawings and specifications.

Pricing is based on current costs, and an estimating contingency of 10% has been added to reflect the level of information available. It is assumed that competitive bids for all trades will be received, unless noted otherwise, and that the contractor will be required to pay prevailing wages. No escalation allowance has been included.

USS Bowfin Museum Park
85% Design
Comfort Station

Overall Cost Summary

<u>DESCRIPTION</u>	<u>GFA</u>	<u>COST/SF</u>	<u>TOTAL COST</u>
Comfort Station	1 SF	\$376,220.00	\$376,220
ESTIMATED CONSTRUCTION COST (Current Dollars)			\$376,000
Escalation			Incl in Building

TOTAL ESTIMATED CONSTRUCTION COST (July 2016)	\$376,000
---	------------------

NOTE: Since John L. Langer Construction Consultant has no control over the cost of labor, materials, or equipment, or over the contractor's method of determining prices, or over competitive bidding or market conditions, the statement of probable construction cost provided for herein is made on the basis of professional experience and qualifications. John L. Langer Construction Consultant does not accept responsibility for the accuracy of quantities or estimates provided by other consultants, that may be included in the report. The estimate represents the best judgment as a professional construction consultant familiar with the construction industry. However, John L. Langer Construction Consultant does not guarantee that proposals, bids, or the construction cost will not vary from statements of probable cost prepared by them.

EXCLUSIONS: The following items are not included in this estimate:

- A/E Fees
- Owner Furnished & Installed Furniture, Furnishings & Equipment
- Owner's Administration
- Post-Contract Contingency
- Off-Site Work

USS Bowfin Museum Park
85% Design
Comfort Station

ELEMENT	TOTAL COST	RATE /SFA	PERCENT	COMMENTS
GROSS FLOOR AREA	1 SF			
02000 EXISTING CONDITIONS	\$10,800	\$10,800.00	2.87%	
03000 CONCRETE	\$13,900	\$13,900.00	3.69%	
04000 MASONRY				
05000 METALS				
06000 WOOD, PLASTICS & COMPOSITES	\$55,700	\$55,700.00	14.81%	
07000 THERMAL & MOISTURE PROTECTION	\$34,100	\$34,100.00	9.06%	
08000 OPENINGS	\$5,900	\$5,900.00	1.57%	
09000 FINISHES	\$46,900	\$46,900.00	12.47%	
10000 SPECIALTIES	\$10,700	\$10,700.00	2.84%	
11000 EQUIPMENT				
12000 FURNISHINGS				
13000 SPECIAL CONSTRUCTION				
14000 CONVEYING SYSTEMS				
21000 FIRE SUPPRESSION				
22000 PLUMBING	\$42,800	\$42,800.00	11.38%	
23000 HEATING, VENTILATING & AIR-CONDITIONING	\$7,800	\$7,800.00	2.07%	
26000 ELECTRICAL	\$24,000	\$24,000.00	6.38%	
27000 COMMUNICATIONS				
28000 ELECTRONIC SAFETY & SECURITY	\$3,200	\$3,200.00	0.85%	
31000 EARTHWORK	\$1,400	\$1,400.00	0.37%	
32000 EXTERIOR IMPROVEMENTS				
33000 UTILITIES				
SUBTOTAL	\$257,200	\$257,200.00	68.36%	
01000 GENERAL CONDITIONS				
01010 General Conditions	15.00%	\$38,600	\$38,600.00	10.26%
01015 Access / Security Control	1.00%	\$3,000	\$3,000.00	0.80%
01020 Bonds & Insurance	1.25%	\$3,300	\$3,300.00	0.88%
01030 Overhead & Profit	6.00%	\$18,100	\$18,100.00	4.81%
01040 B&O Taxes				
SUBTOTAL	\$320,200	\$320,200.00	85.11%	
01000 CONTINGENCIES				
01010 Design Fees				
01030 Estimating (Project Specific)	10.00%	\$32,020	\$32,020.00	8.51%
01040 Escalation - from date of estimate to mid-point construction 1/18 @ 4% per annum	6.80%	\$24,000	\$24,000.00	6.38%
TOTAL ESTIMATED COST (July 2016)	\$376,220	\$376,220.00	100.00%	

USS Bowfin Museum Park
85% Design
Comfort Station

DESCRIPTION	Qty	U/M	Unit \$	TOTAL \$
Division 2 - Existing Conditions				\$0
024100 - Selective Demolition				\$0
Interior Building demolition	1	ls	\$3,500.00	\$3,500
Exterior Roof demolition	1	ls	\$2,500.00	\$2,500
Exterior wall demolition	1	ls	\$1,000.00	\$1,000
Skylight demolition	4	ea	\$250.00	\$1,000
Wall and roof demolition for seismic upgrades	1	ls	\$2,750.00	\$2,750
				\$0
				\$10,750
Division 3 - Concrete				\$0
033000 - CIP Concrete				\$0
Continuous foundation	46	lf	\$50.00	\$2,300
Foundation wall	138	sf	\$23.00	\$3,174
4" Slab on Grade	528	sf	\$7.25	\$3,828
Drill and dowel rebar	25	ea	\$25.00	\$625
Patch existing slab-on-grade for plumbing penetrations	1	ls	\$3,500.00	\$3,500
Housekeeping Pad	1	ea	\$500.00	\$500
				\$0
				\$13,927
Division 4 - Masonry				\$0
Not used				\$0
				\$0
				\$0
Division 5 - Metals				\$0
Not used				\$0
				\$0
				\$0
Division 6 - Wood, Plastics and Composites				\$0
061000 - Rough Carpentry				\$0
2x4 load bearing plywood shear stud wall	448	sf	\$11.50	\$5,152
Interior 2x4 wood framing (toilet room dividing wall and service)	608	sf	\$7.50	\$4,560
New roof framing	896	sf	\$18.75	\$16,800
New parapet framing	79	lf	\$125.00	\$9,875
Connection to existing roofing	1	ls	\$750.00	\$750
Roof sheathing	896	sf	\$2.75	\$2,464
Seismic upgrades to existing framing Detail4/S303	95	lf	\$100.00	\$9,500
062000 - Finish Carpentry				\$0
Misc Millwork	896	sf	\$2.50	\$2,240
064100 - Architectural Wood Casework				\$0
Comfort Station Vanities	16	lf	\$275.00	\$4,400
				\$0
				\$55,741

USS Bowfin Museum Park
85% Design
Comfort Station

DESCRIPTION	Qty	U/M	Unit \$	TOTAL \$
Division 7 - Thermal & Moisture Protection				\$0
072400 - Exterior Insulation & Finish Systems				\$0
EIFS Coating w/1" rigid insulation	1,225	sf	\$12.50	\$15,313
075323 - EPDM Roofing				\$0
60 Mil EPDM Single-ply roofing	896	sf	\$15.00	\$13,440
Joint to existing roofing	1	ls	\$750.00	\$750
Roof Accessories	1	ls	\$500.00	\$500
076200 - Sheet Metal Flashing and Trim				\$0
Scuppers	2	ea	\$150.00	\$300
Downspouts	20	lf	\$15.00	\$300
Cap flashing	79	lf	\$32.00	\$2,528
079200 - Joint Sealants				\$0
Caulking	1	ls	\$1,000.00	\$1,000
				\$0
				\$34,131
Division 8 - Openings				\$0
081213 - HM Doors and Frames				\$0
3 ⁰ x6 ⁸ HM Door and Frame	1	ea	\$1,775.00	\$1,775
086300 - Metal Framed Skylights				\$0
Skylights (2x4)	64	sf	\$65.00	\$4,160
				\$0
				\$5,935
Division 9 - Finishes				\$0
092116 - Gypsum Board Assemblies				\$0
1/2" cement board	654	sf	\$3.75	\$2,453
5/8" GWB Type "X"	882	sf	\$5.65	\$4,983
Allowance for patching to existing	1	ls	\$1,000.00	\$1,000
093000 - Tiling				\$0
Ceramic Tile @ walls	654	sf	\$13.50	\$8,829
Ceramic Tile @ floor	793	sf	\$14.00	\$11,102
099113 - Exterior Painting				\$0
Exterior painting	1	ls	\$10,000.00	\$10,000
099123 - Interior Painting				\$0
Interior Painting	1	ls	\$8,500.00	\$8,500
				\$46,867
Division 10 - Specialties				\$0
101400 - Signage				\$0
Room signage	1	ls	\$150.00	\$150
102113.19 - Plastic Toilet Compartments				\$0
Plastic toilet compartments	7	ea	\$950.00	\$6,650
Urinal Screen	1	ea	\$350.00	\$350
102800 - Toilet, Bath and Laundry Acc.				\$0
Toilet Accessories	1	ls	\$3,500.00	\$3,500
				\$0
				\$10,650

USS Bowfin Museum Park
85% Design
Comfort Station

DESCRIPTION	Qty	U/M	Unit \$	TOTAL \$
Division 11 - Equipment				\$0
Not Used				\$0
				\$0
				\$0
				\$0
Division 12 - Furnishings				\$0
Not Used				\$0
				\$0
				\$0
Division 13 - Special Construction				\$0
Not Used				\$0
				\$0
				\$0
				\$0
Division 14 - Conveying Equipment				\$0
Not Used				\$0
				\$0
				\$0
				\$0
Division 21 - Fire Suppression				\$0
Not Used				\$0
				\$0
				\$0
Division 22 - Plumbing				\$0
220000 - Plumbing				\$0
Mechanical / Plumbing Demolition	1	ls	\$5,000.00	\$5,000
Domestic water roughin	1	ls	\$2,500.00	\$2,500
Valves and Specialties	1	ls	\$1,000.00	\$1,000
DWV roughin	1	ls	\$2,000.00	\$2,000
FCO Floor Cleanout	4	ea	\$350.00	\$1,400
COTG Cleanout to Grade	1	ea	\$275.00	\$275
2302500 - Plumbing Fixtures				\$0
WC-1 Water closet	6	ea	\$1,500.00	\$9,000
WC-2 Water closet ADA	3	ea	\$1,550.00	\$4,650
L-1 Lavatory	6	ea	\$1,250.00	\$7,500
EWC Electric Water Cooler Dual Level	1	ea	\$1,350.00	\$1,350
UR-1 Urinal	2	ea	\$1,150.00	\$2,300
MS Mop Sink	1	ea	\$1,100.00	\$1,100
Floor Drain 2"	3	ea	\$575.00	\$1,725
1/2" Hose Bibb	2	ea	\$225.00	\$450
EWH-1 Electric water heater 80 Gal quick recovery.	1	ea	\$2,500.00	\$2,500
				\$0

USS Bowfin Museum Park
85% Design
Comfort Station

DESCRIPTION	Qty	U/M	Unit \$	TOTAL \$
				\$42,750
Division 23 - HVAC				\$0
230000 - Air Conditioning and Ventilation				\$0
Rectangular ductwork	575	lb	\$7.75	\$4,456
GRD <750CFM	4	ea	\$75.00	\$300
Exhaust Fan EF1-1 w/roof curb 2750 CFM	1	ea	\$2,565.00	\$2,565
Exterior Louver w/DDB	1	ea	\$175.00	\$175
Test and Balance	1	ls	\$350.00	\$350
				\$0
				\$7,846
Division 26 - Electrical				\$0
260519 - Building wire and cable				\$0
Home Runs	6	ea	\$350.00	\$2,100
Lighting home runs	4	ea	\$350.00	\$1,400
Reinstall hand dryers	4	ea	\$250.00	\$1,000
Switching	4	ea	\$135.00	\$540
GFCI Receptacles	5	ea	\$165.00	\$825
Equipment connections	4	ea	\$500.00	\$2,000
262416 - Panelboards				\$0
Lighting Panel LCC	1	ea	\$2,775.00	\$2,775
Existing Panel C Rework	1	ea	\$1,000.00	\$1,000
265200 - Interior Lighting				\$0
Fixture "LE"	9	ea	\$540.00	\$4,860
Occupancy Sensor	4	ea	\$175.00	\$700
265600 - Exterior Lighting				\$0
Fixture "LF"	18	ea	\$375.00	\$6,750
				\$0
				\$23,950
Division 27 - Communications				\$0
Not Used				\$0
				\$0
				\$0
Division 28 - Electronic Safety & Security				\$0
283111 - Digital, Addressable Fire-alarm System				\$0
Fire Alarm (manual pull station and horn / strobe	2	ea	\$350.00	\$700
1" Fire Alarm run to FACP in Museum	120	lf	\$21.00	\$2,520
				\$0
				\$3,220
Division 31 - Earthwork				\$0
312100 - Excavation & Backfill				\$0
Structural excavation incl haul	15	cy	\$25.00	\$375
Structural backfill	5	cy	\$30.00	\$150
313116 - Termite Control				\$0


USS Bowfin Museum Park
85% Design
Comfort Station

DESCRIPTION	Qty	U/M	Unit \$	TOTAL \$
Termite Control	528	sf	\$1.75	\$924
				\$0
				\$1,449
Division 32 - Exterior Improvements				\$0
Not Used				\$0
				\$0
				\$0
Division 33 - Utilities				\$0
Not used				\$0
				\$0
				\$0
				\$0

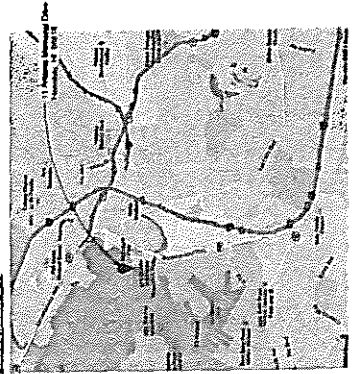
USS Bowfin

Submarine Museum and Park

85% Construction Documents
5/6/16



LOCATION MAP



PROJECT DESCRIPTION

The project consists of the construction of a new 100,000 sq ft submarine museum and park. The project is located on the waterfront of the city of San Francisco, California. The project is a multi-phase project and is currently in the construction phase. The project is a major addition to the city's cultural and recreational resources. The project is a major addition to the city's cultural and recreational resources. The project is a major addition to the city's cultural and recreational resources.

PROJECT TEAM

OWNER:
The City and County of San Francisco
1000 Market Street, Suite 1000
San Francisco, CA 94102
Tel: 415.376.2000
www.sfdph.org

ARCHITECT:
The Park Group
1000 Market Street, Suite 1000
San Francisco, CA 94102
Tel: 415.376.2000
www.theparkgroup.com

ARCHITECT OF RECORD:
The Park Group
1000 Market Street, Suite 1000
San Francisco, CA 94102
Tel: 415.376.2000
www.theparkgroup.com

MECHANICAL/ELECTRICAL/PLUMBING (M/E/P) ENGINEER:
The Park Group
1000 Market Street, Suite 1000
San Francisco, CA 94102
Tel: 415.376.2000
www.theparkgroup.com

STRUCTURAL ENGINEER:
The Park Group
1000 Market Street, Suite 1000
San Francisco, CA 94102
Tel: 415.376.2000
www.theparkgroup.com

LANDSCAPE ARCHITECT:
The Park Group
1000 Market Street, Suite 1000
San Francisco, CA 94102
Tel: 415.376.2000
www.theparkgroup.com

GENERAL CONTRACTOR:
The Park Group
1000 Market Street, Suite 1000
San Francisco, CA 94102
Tel: 415.376.2000
www.theparkgroup.com

COVER SHEET AND PROJECT INFORMATION
USS BOWFIN
SUBMARINE MUSEUM AND PARK
G-001




THE
PARK
GROUP



THE
PARK
GROUP



THE
PARK
GROUP



THE
PARK
GROUP



THE
PARK
GROUP




THE
PARK
GROUP




THE
PARK
GROUP



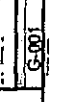
THE
PARK
GROUP



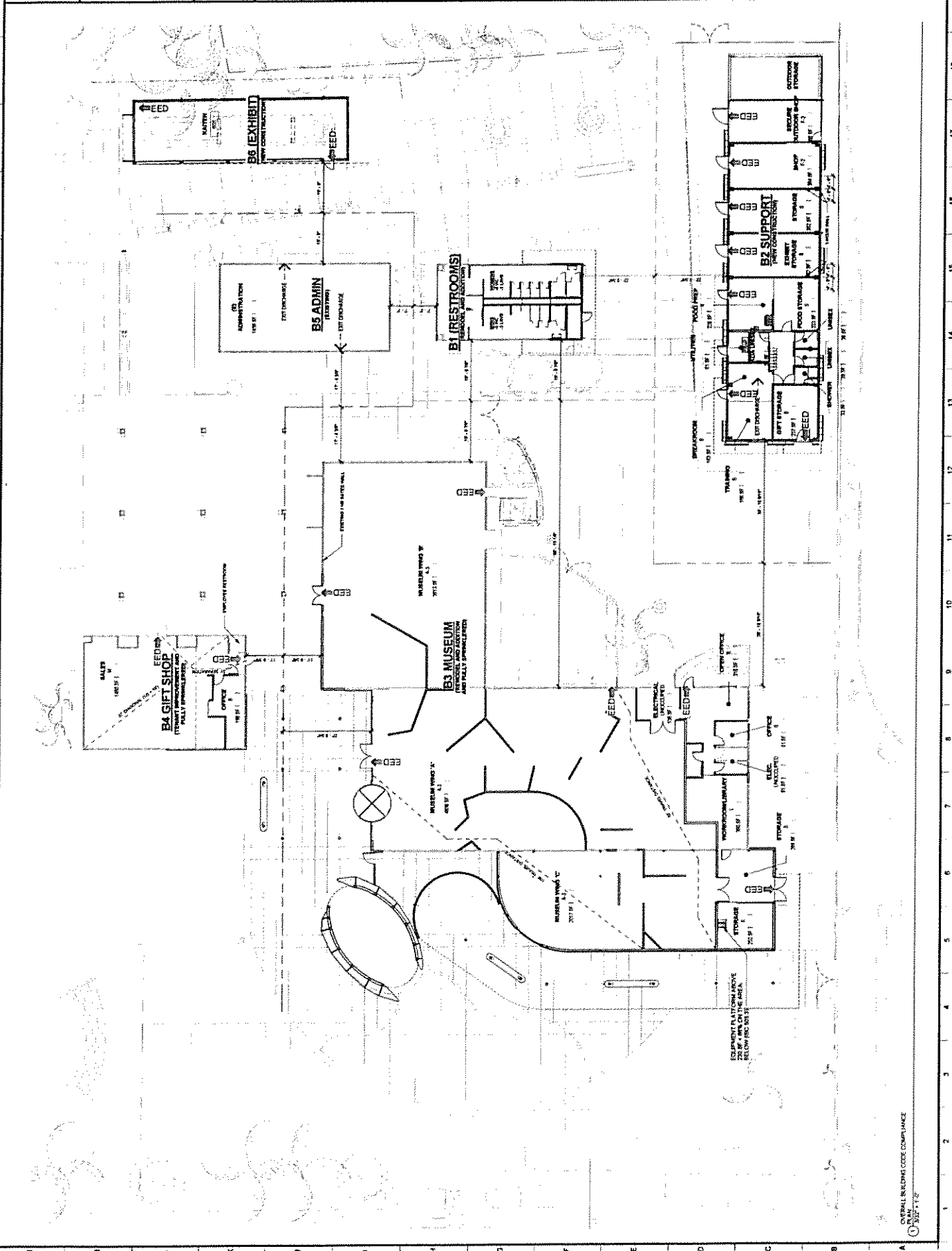
THE
PARK
GROUP

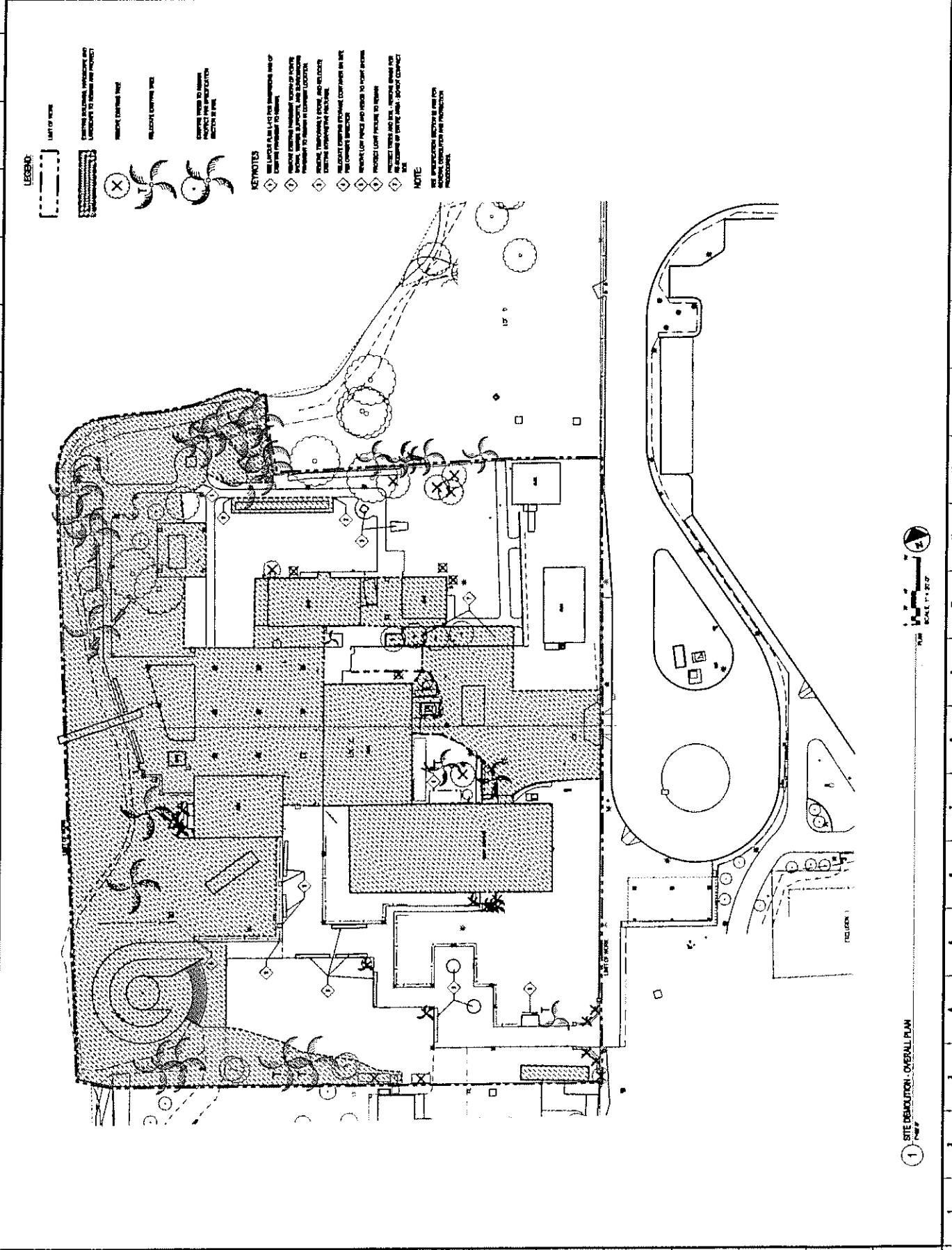


THE
PARK
GROUP

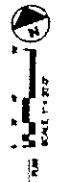


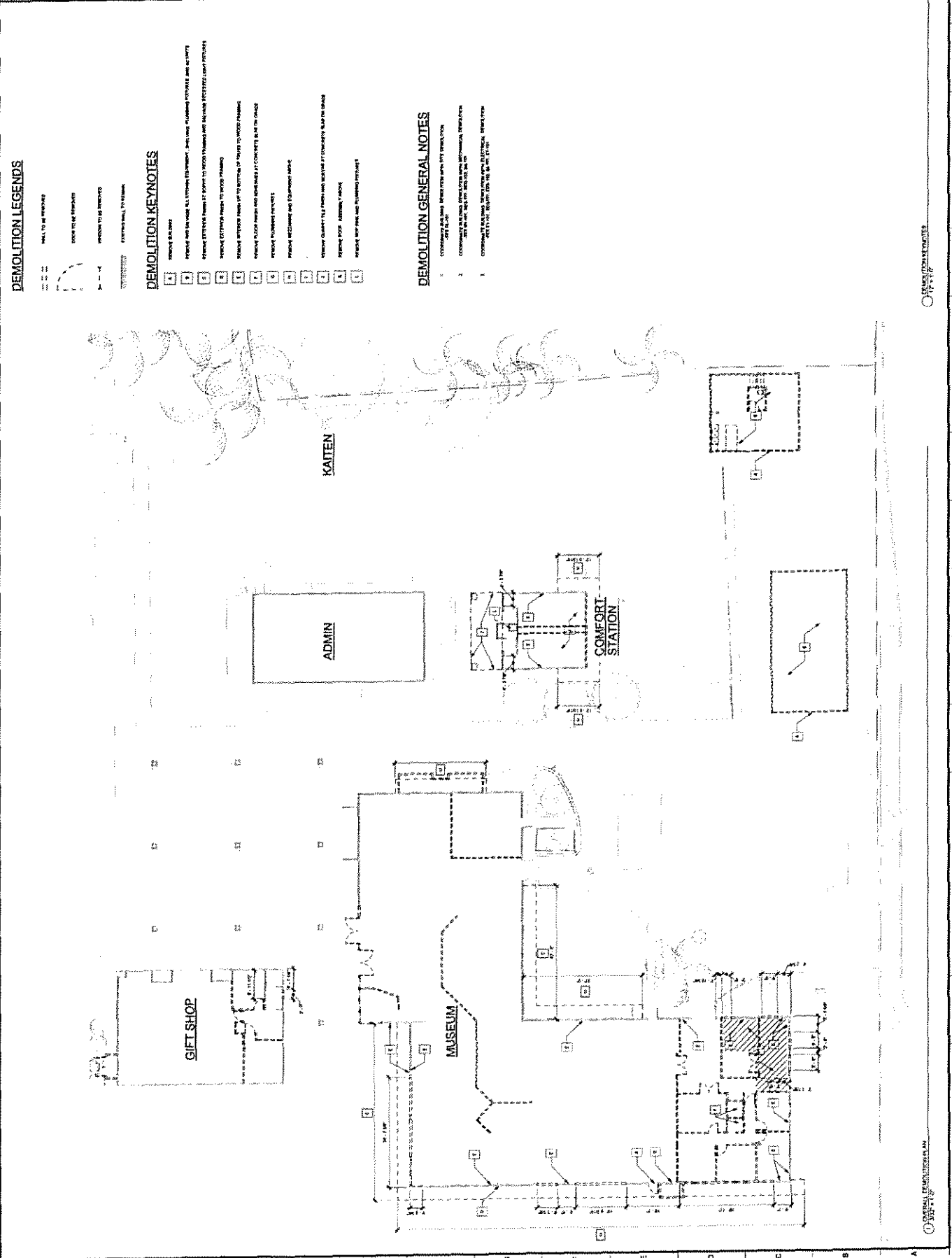
THE
PARK
GROUP





1 SITE DEMOLITION-OVERALL PLAN





DEMOLITION LEGENDS

- REMOVE TO BE REWORKED
- REMOVE TO BE DEMOLISHED
- REMOVE TO BE DEMOLISHED
- REMOVE TO BE DEMOLISHED
- REMOVE TO BE DEMOLISHED

DEMOLITION KEYNOTES

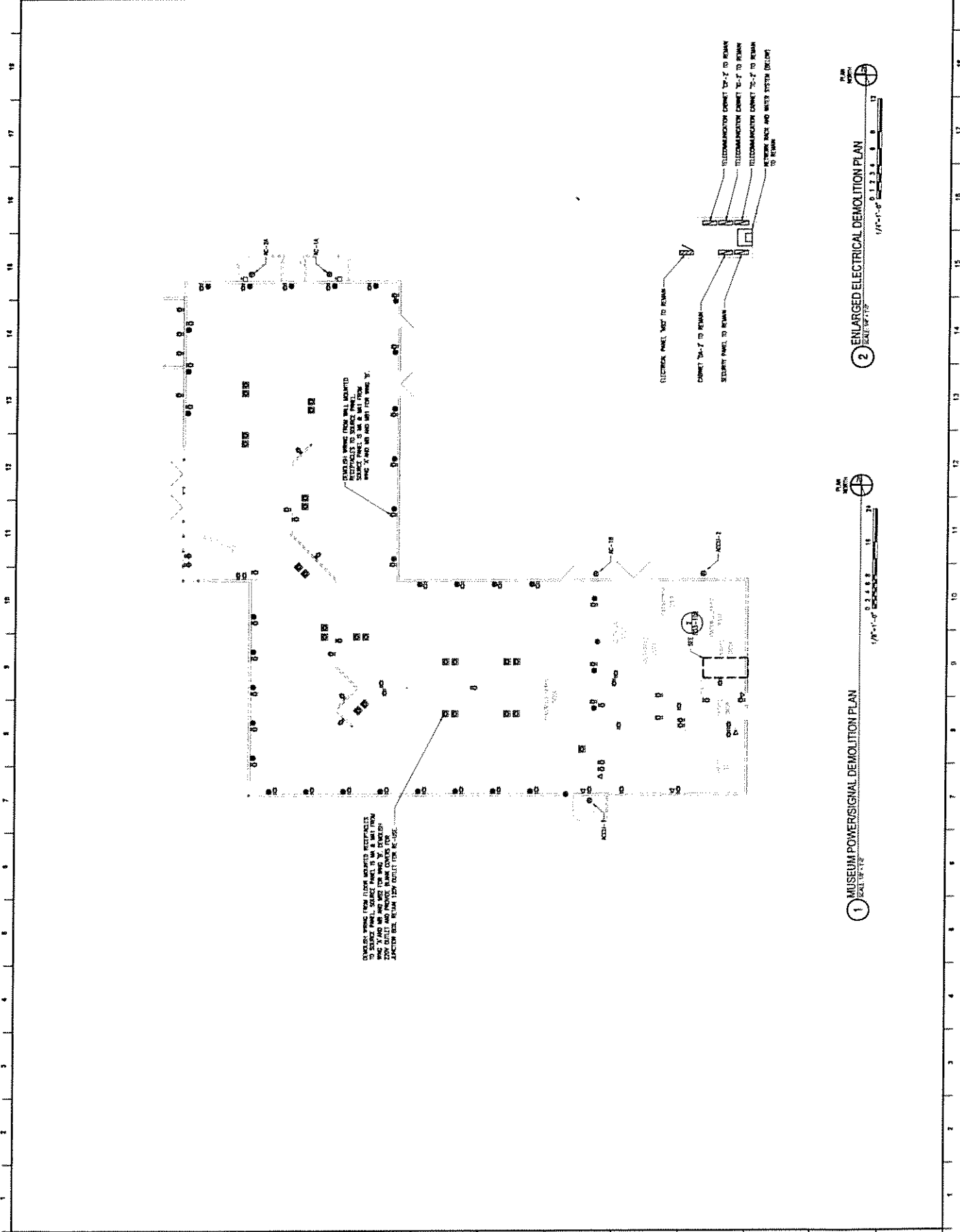
- 1 REMOVE TO BE REWORKED
- 2 REMOVE TO BE DEMOLISHED
- 3 REMOVE TO BE DEMOLISHED
- 4 REMOVE TO BE DEMOLISHED
- 5 REMOVE TO BE DEMOLISHED
- 6 REMOVE TO BE DEMOLISHED
- 7 REMOVE TO BE DEMOLISHED
- 8 REMOVE TO BE DEMOLISHED
- 9 REMOVE TO BE DEMOLISHED
- 10 REMOVE TO BE DEMOLISHED
- 11 REMOVE TO BE DEMOLISHED
- 12 REMOVE TO BE DEMOLISHED
- 13 REMOVE TO BE DEMOLISHED
- 14 REMOVE TO BE DEMOLISHED
- 15 REMOVE TO BE DEMOLISHED
- 16 REMOVE TO BE DEMOLISHED
- 17 REMOVE TO BE DEMOLISHED
- 18 REMOVE TO BE DEMOLISHED

DEMOLITION GENERAL NOTES

1. DEMOLITION SHALL BE IN ACCORDANCE WITH THE DEMOLITION ACT AND ALL APPLICABLE REGULATIONS.
2. DEMOLITION SHALL BE IN ACCORDANCE WITH THE DEMOLITION ACT AND ALL APPLICABLE REGULATIONS.
3. DEMOLITION SHALL BE IN ACCORDANCE WITH THE DEMOLITION ACT AND ALL APPLICABLE REGULATIONS.

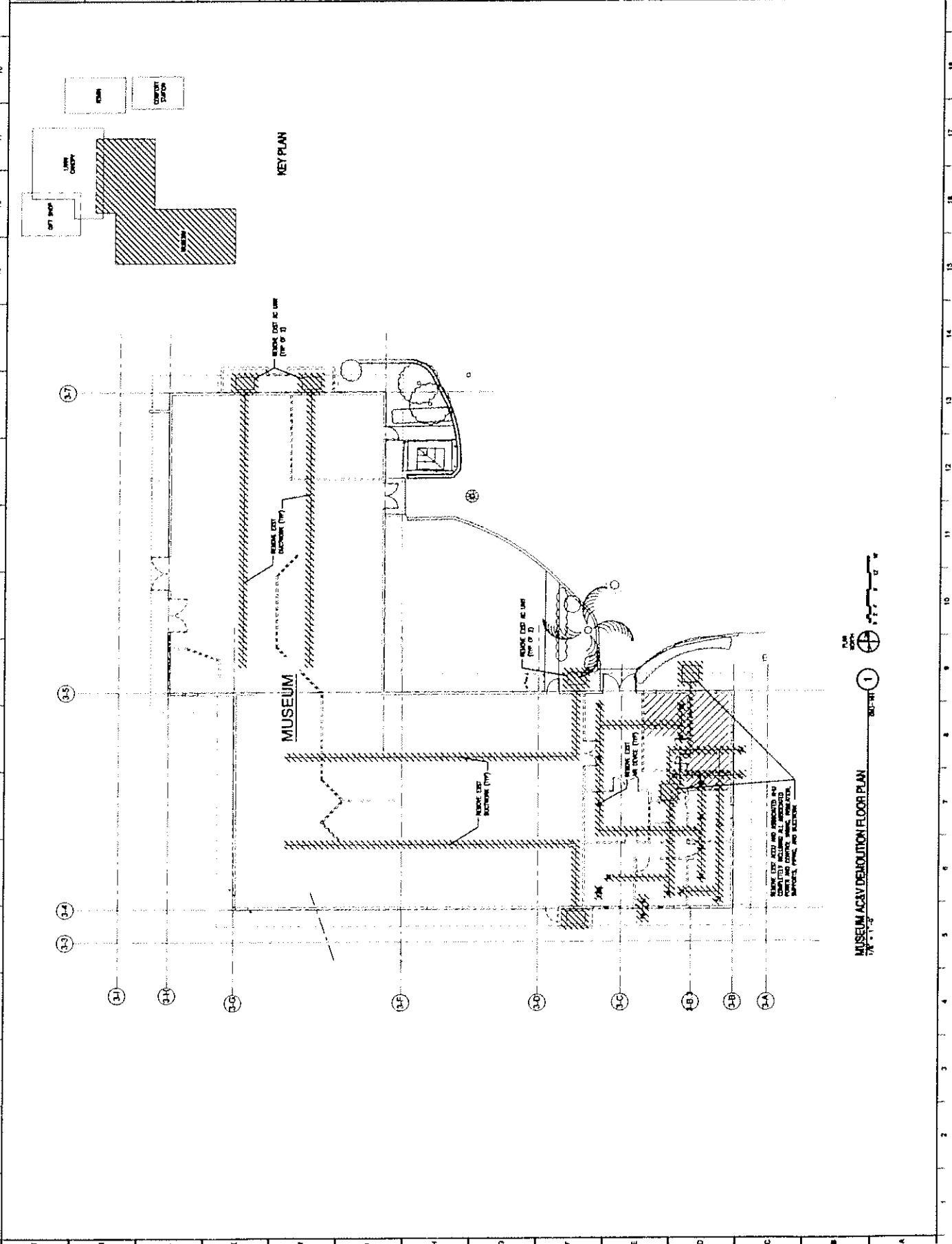


NO.	REVISION	DATE	BY	CHKD



1 MUSEUM POWER/SIGNAL DEMOLITION PLAN
 SCALE: 1/8" = 1'-0"

2 ENLARGED ELECTRICAL DEMOLITION PLAN
 SCALE: 1/4" = 1'-0"



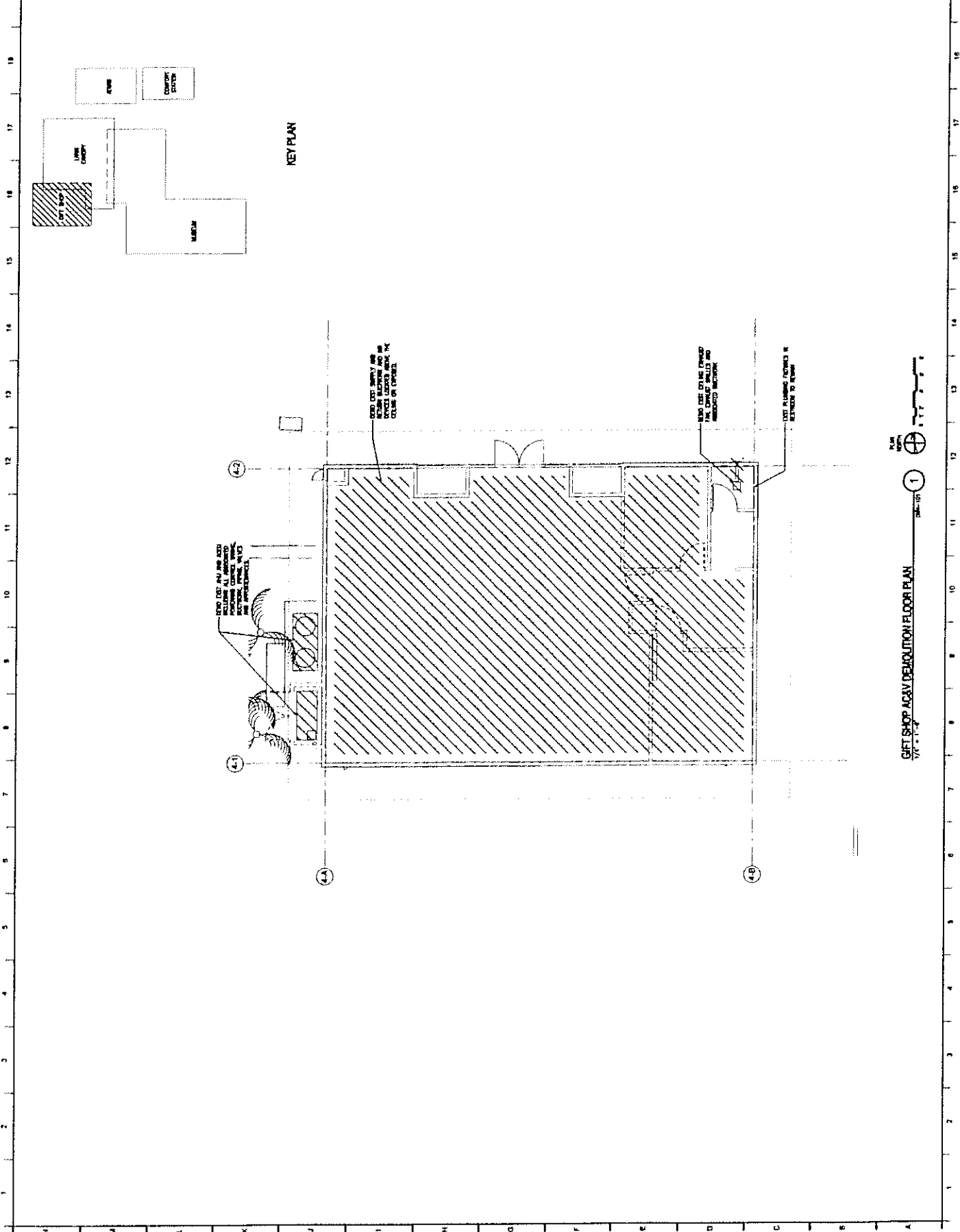


NO.	REV.	DATE	DESCRIPTION

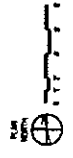


NAVAL FACILITIES ENGINEERING COMMAND
 USS BOWFIN SUBMARINE MUSEUM & PARK
 GIFT SHOP AGCAV DEMOLITION FLOOR PLAN

DM44-101



GIFT SHOP AGCAV DEMOLITION FLOOR PLAN
 1/4" = 1'-0"



DM44-101



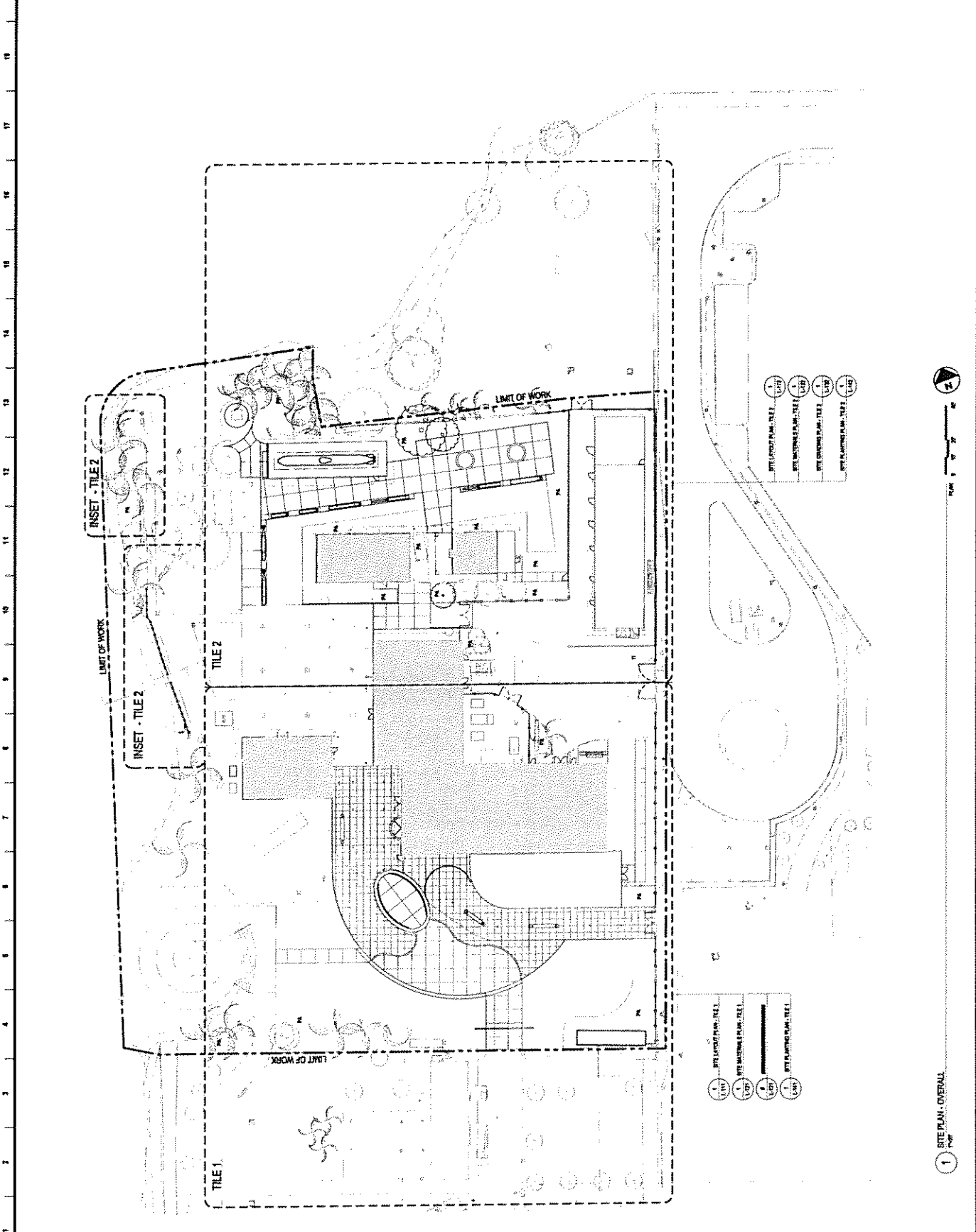
THE PORTICO GROUP



PRELIMINARY
NOT FOR CONSTRUCTION

NAVY FACILITIES ENGINEERING COMMAND - KANSAS CITY
NAVFAC KSC
100 SITE PLAN - OVERALL
USS BOWFIN SUBMARINE MUSEUM & PARK

L-100



SCALE 1" = 20'

1 SITE PLAN - OVERALL
DATE



THE PORTICO GROUP



ARCHITECTS

NO.	DATE	DESCRIPTION



NOTICE

PRELIMINARY
NOT FOR CONSTRUCTION

USSS BOWEN SUBMARINE MUSEUM & PARK

SITE PLANTING PLAN - TILE 1

DATE: 5/9/2016 12:21:30 PM
DRAWN BY: J. BOWEN
CHECKED BY: J. BOWEN
SCALE: AS SHOWN

LEGEND

CONSTRUCTION
EXISTING
NEW

KEYNOTES

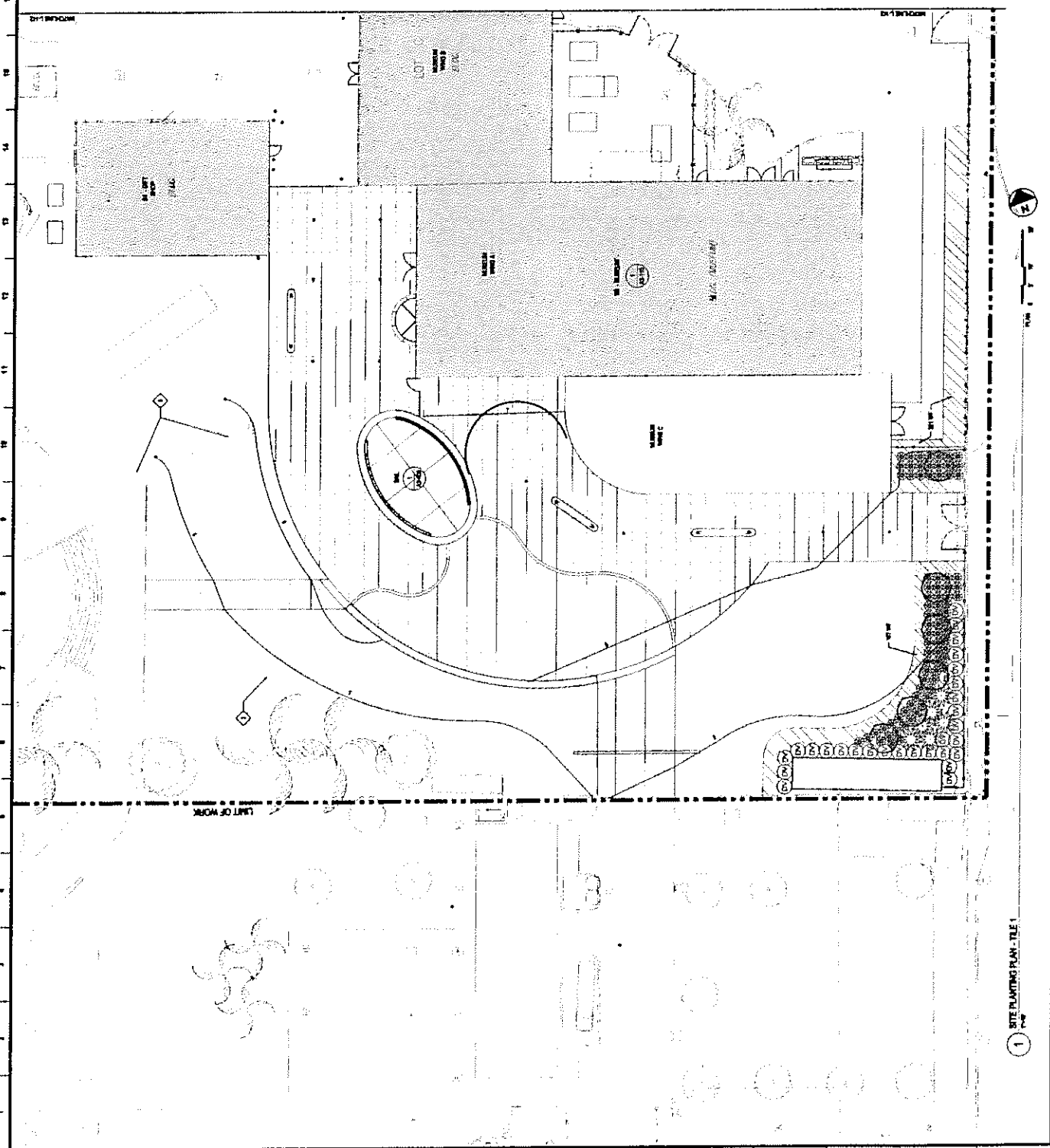
NOTES

KEYNOTES

- 1. ALL WORK SHALL BE IN ACCORDANCE WITH THE CITY OF PORTLAND PLANNING DEPARTMENT SPECIFICATIONS.
- 2. ALL WORK SHALL BE IN ACCORDANCE WITH THE CITY OF PORTLAND PLANNING DEPARTMENT SPECIFICATIONS.
- 3. ALL WORK SHALL BE IN ACCORDANCE WITH THE CITY OF PORTLAND PLANNING DEPARTMENT SPECIFICATIONS.


NOTES

1. ALL WORK SHALL BE IN ACCORDANCE WITH THE CITY OF PORTLAND PLANNING DEPARTMENT SPECIFICATIONS.



1 SITE PLANTING PLAN - TILE 1

PRELIMINARY
NOT FOR CONSTRUCTION



THE PORTICO GROUP



15 16 17 18 19 20 21 22 23 24 25 26 27 28 29 30 31 32 33 34 35 36 37 38 39 40 41 42 43 44 45 46 47 48 49 50 51 52 53 54 55 56 57 58 59 60 61 62 63 64 65 66 67 68 69 70 71 72 73 74 75 76 77 78 79 80 81 82 83 84 85 86 87 88 89 90 91 92 93 94 95 96 97 98 99 100

LEGEND

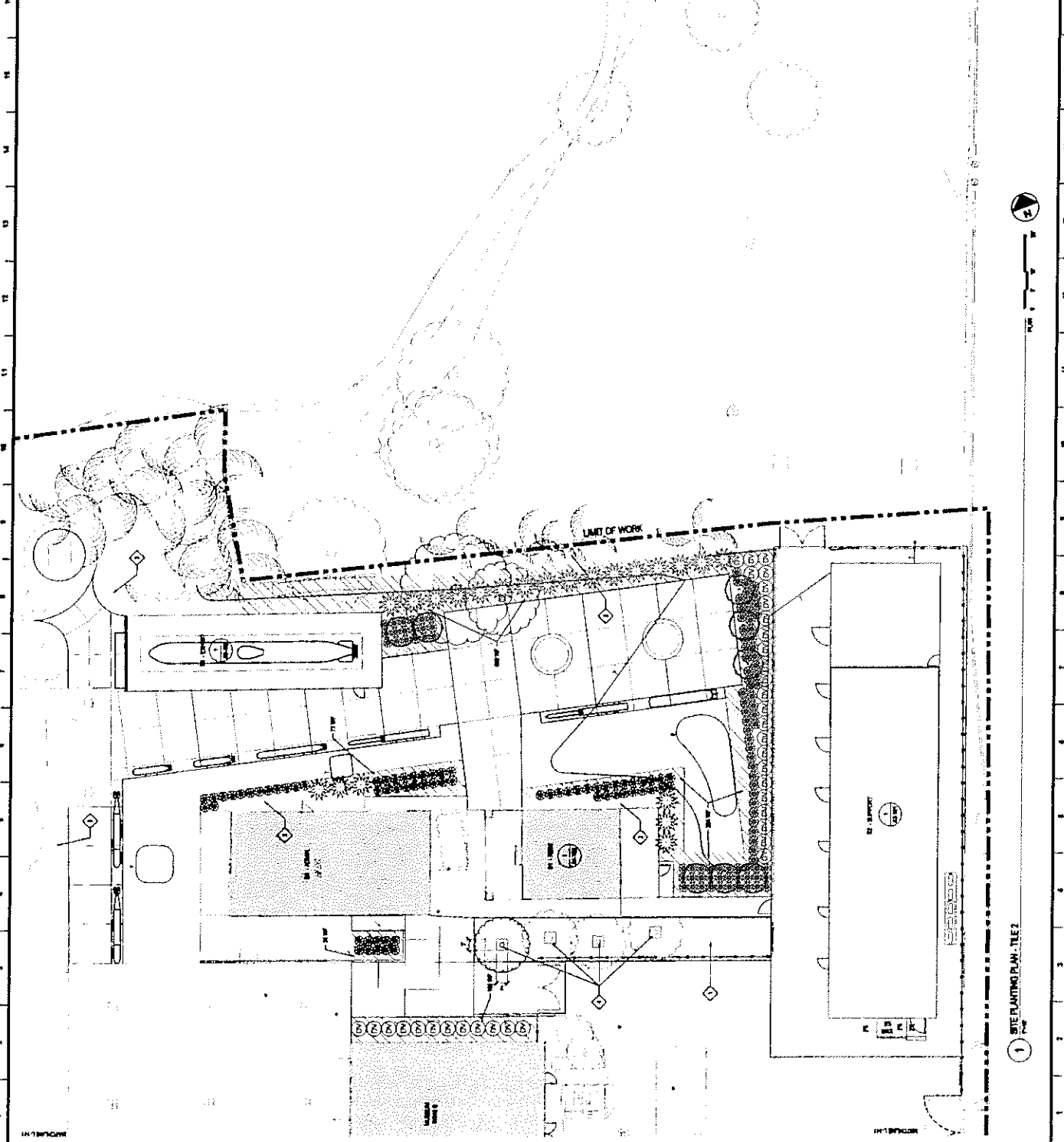
- EXISTING TREE
- PROPOSED TREE
- LIMIT PAIR
- EDGE OF FOOTING
- POE LIMIT
- POE PAIR

KEYNOTES

- NEW POE LIMITS SHOWN WITH
- EXISTING LIMITS TO LIMITS TO CONFORMANCE WITH ALL STATE PLANTING STANDARDS PER AND
- EXISTING LIMITS TO LIMITS TO CONFORMANCE WITH ALL STATE PLANTING STANDARDS PER AND
- EXISTING LIMITS TO LIMITS TO CONFORMANCE WITH ALL STATE PLANTING STANDARDS PER AND

NOTES

- ALL NEW PLANTING SHALL BE DONE IN ACCORDANCE WITH ALL STATE PLANTING STANDARDS PER AND













1 SITE PLANTING PLAN - TILE 2



NO.	REVISION	DATE


NPS/FSHC
 NATIONAL PARK SERVICE / FOREST SERVICE

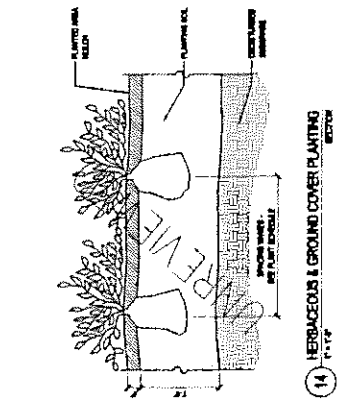
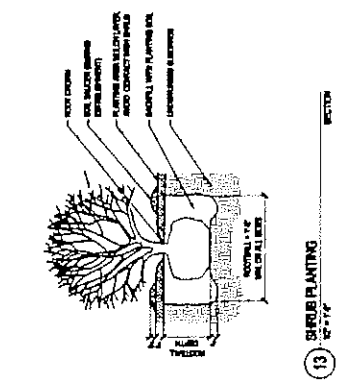
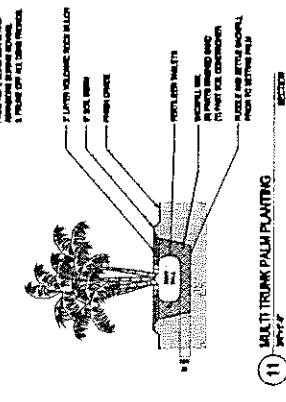
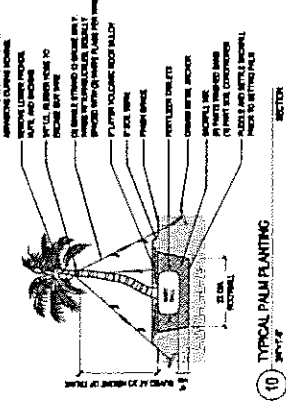
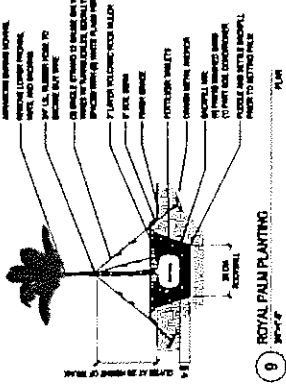
USGS BOWMAN SUBMARINE MUSEUM & PARK
 SITE PLANNING PLAN - SCHEDULE AND DETAILS
 PRELIMINARY
 NOT FOR CONSTRUCTION

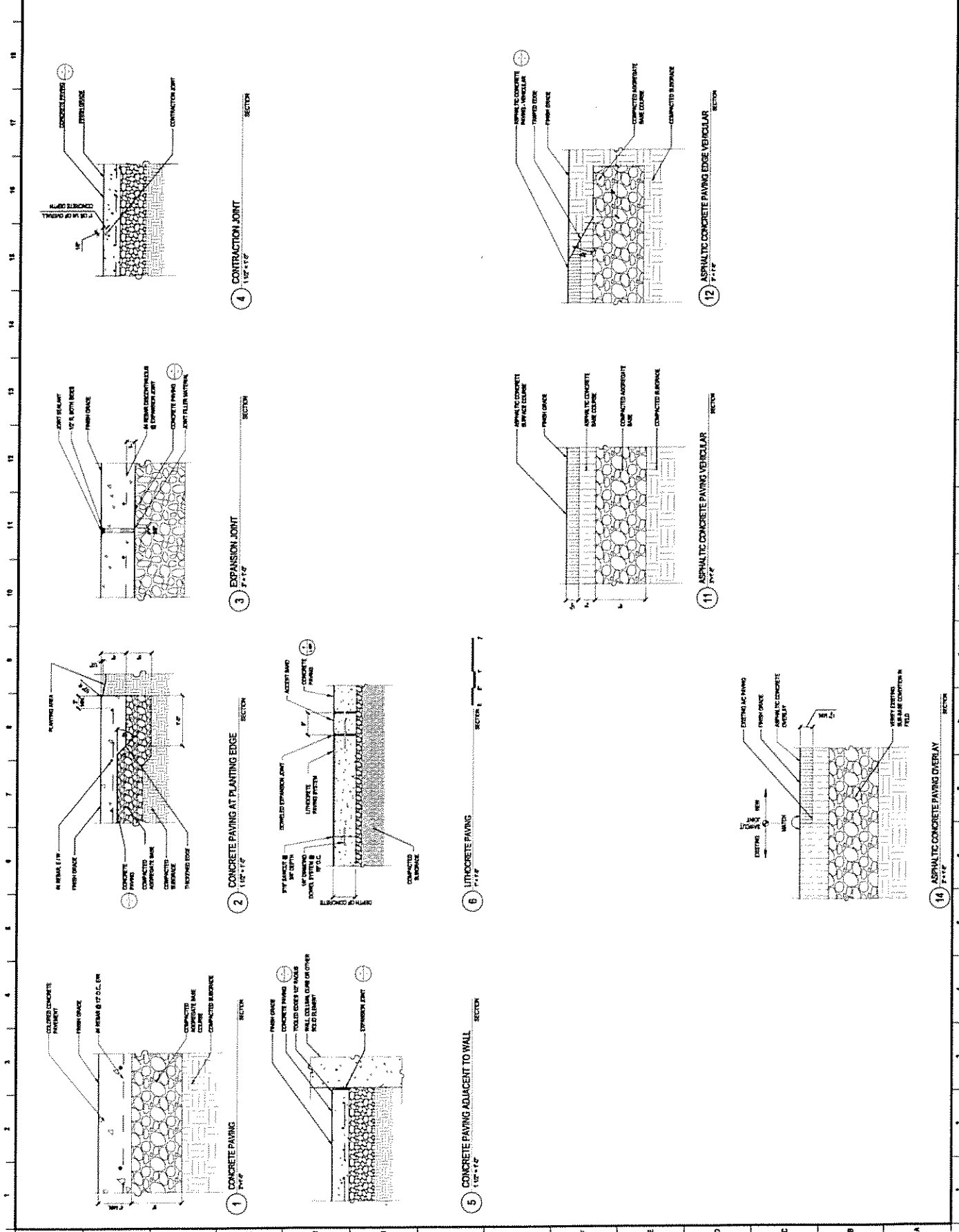
PLANT SYMBOL / TREE	COMMON NAME	SCIENTIFIC NAME	QUANTITY	SYMBOLS	NOTES	SPACING OR SPACING
	ROYAL PALM	ROYAL PALM	1			
	MULTI-TRUNK PALM	MULTI-TRUNK PALM	1			
	TYPICAL PALM	TYPICAL PALM	1			
	HERBACEOUS & GROUND COVER	HERBACEOUS & GROUND COVER	1			
	SHRUB	SHRUB	1			

PLANT SYMBOL / TREE	COMMON NAME	SCIENTIFIC NAME	QUANTITY	SYMBOLS	NOTES	SPACING OR SPACING
	ROYAL PALM	ROYAL PALM	1			
	MULTI-TRUNK PALM	MULTI-TRUNK PALM	1			
	TYPICAL PALM	TYPICAL PALM	1			
	HERBACEOUS & GROUND COVER	HERBACEOUS & GROUND COVER	1			
	SHRUB	SHRUB	1			

PLANT SYMBOL / TREE	COMMON NAME	SCIENTIFIC NAME	QUANTITY	SYMBOLS	NOTES	SPACING OR SPACING
	ROYAL PALM	ROYAL PALM	1			
	MULTI-TRUNK PALM	MULTI-TRUNK PALM	1			
	TYPICAL PALM	TYPICAL PALM	1			
	HERBACEOUS & GROUND COVER	HERBACEOUS & GROUND COVER	1			
	SHRUB	SHRUB	1			

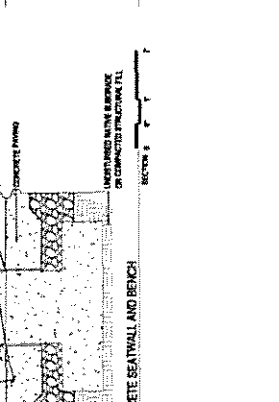
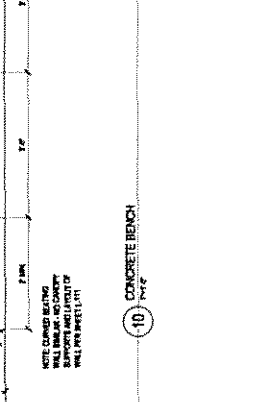
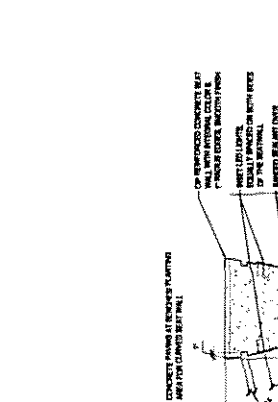
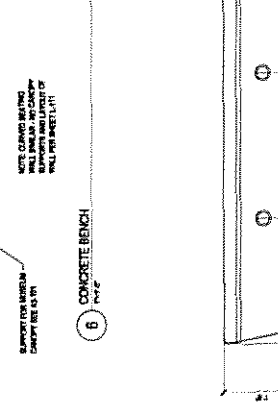

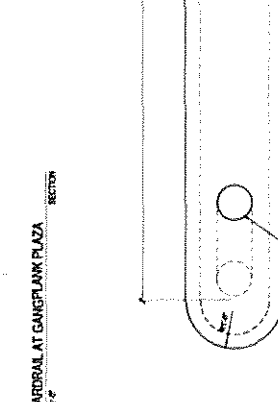
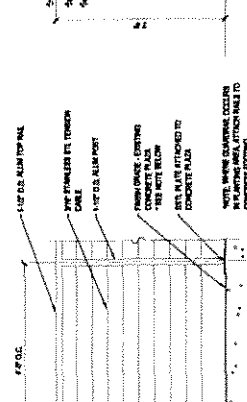
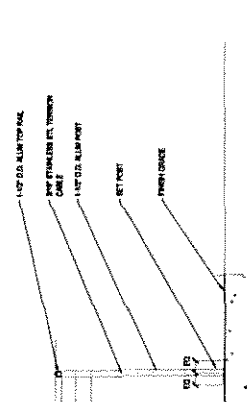
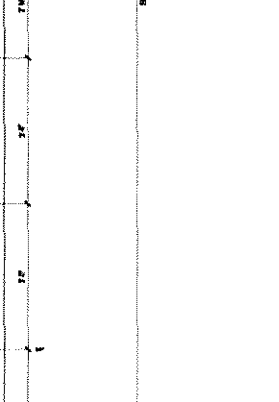
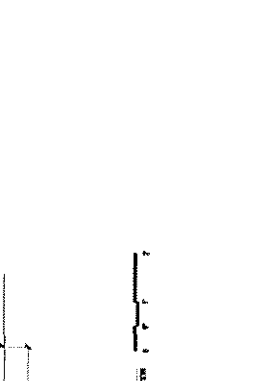
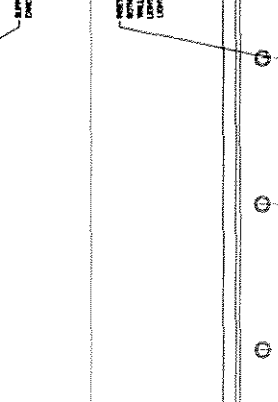
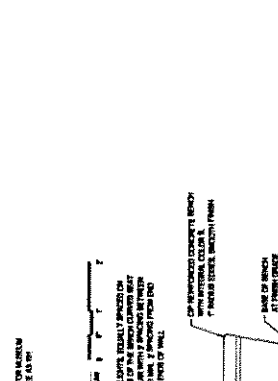
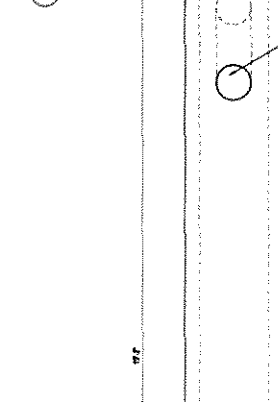

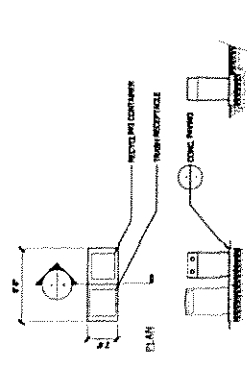
PLANT SYMBOL / TREE	COMMON NAME	SCIENTIFIC NAME	QUANTITY	SYMBOLS	NOTES	SPACING OR SPACING
	ROYAL PALM	ROYAL PALM	1			
	MULTI-TRUNK PALM	MULTI-TRUNK PALM	1			
	TYPICAL PALM	TYPICAL PALM	1			
	HERBACEOUS & GROUND COVER	HERBACEOUS & GROUND COVER	1			
	SHRUB	SHRUB	1			





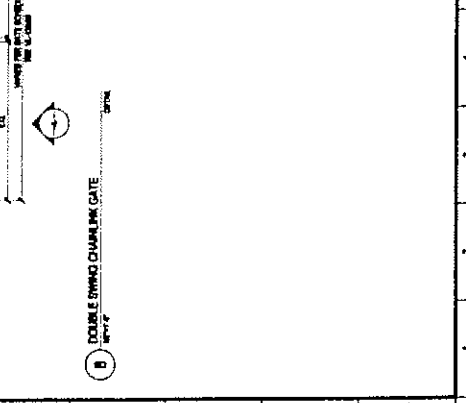

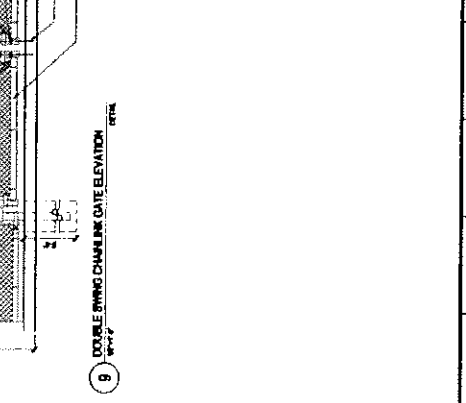
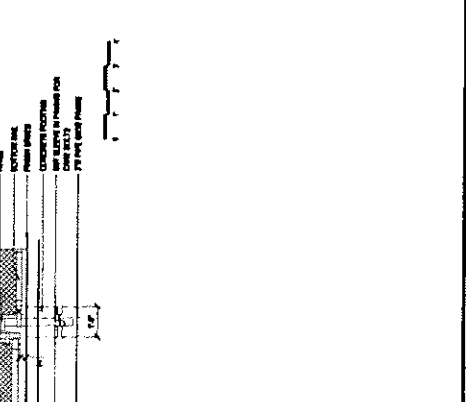
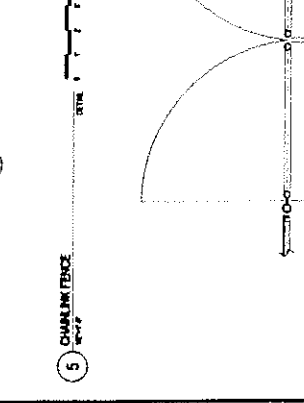
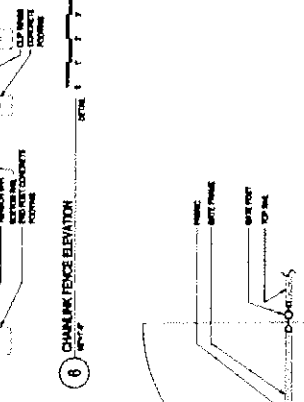
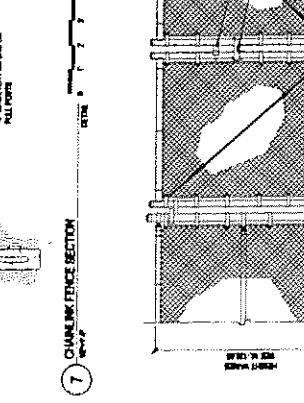
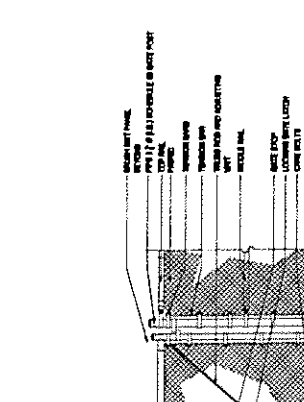
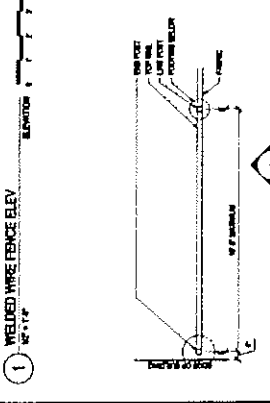
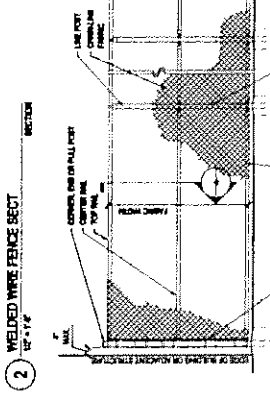
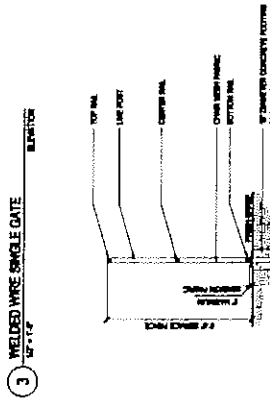
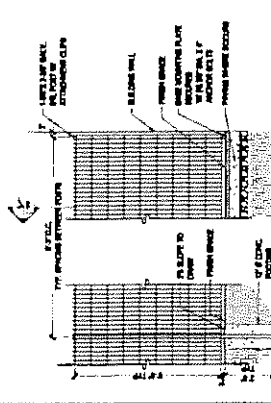
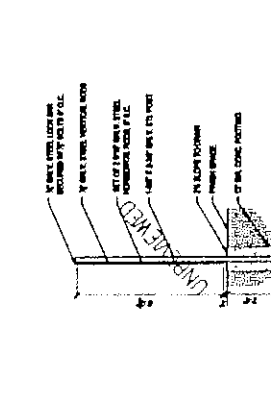
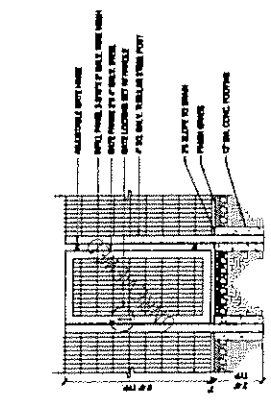
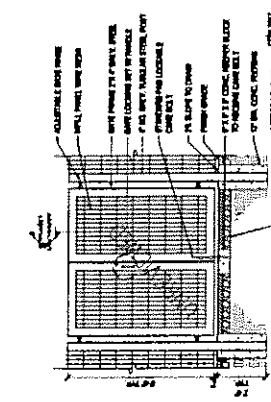
NO.	DESCRIPTION	DATE

NOT FOR CONSTRUCTION
PRELIMINARY



NO.	DESCRIPTION	DATE
1	ISSUED FOR PERMITS	05/11/16
2	ISSUED FOR CONSTRUCTION	05/11/16
3	ISSUED FOR CONSTRUCTION	05/11/16
4	ISSUED FOR CONSTRUCTION	05/11/16
5	ISSUED FOR CONSTRUCTION	05/11/16
6	ISSUED FOR CONSTRUCTION	05/11/16
7	ISSUED FOR CONSTRUCTION	05/11/16
8	ISSUED FOR CONSTRUCTION	05/11/16
9	ISSUED FOR CONSTRUCTION	05/11/16

PRELIMINARY
 NOT FOR CONSTRUCTION





THE PORTICO GROUP
 10000 W. 10th Avenue, Suite 100
 Denver, CO 80202
 (303) 750-1000
 www.porticogroup.com


NO.	REVISION	DATE



NIPTRC
 NATIONAL IRRIGATION PRACTICE TRAINING CENTER
 10000 W. 10th Avenue, Suite 100
 Denver, CO 80202
 (303) 750-1000
 www.niptrc.com

USSS BOWFIN SUBMARINE MUSEUM & PARK
 IRRIGATION DETAILS
 NIPTRC ENGINEERING COMPANY - A SUBCONTRACTOR
 10000 W. 10th Avenue, Suite 100
 Denver, CO 80202
 (303) 750-1000
 www.niptrc.com

DATE: 5/9/2016 12:24:26 PM
 DWG TO: PDF
 FILE: Q:\11003 01 USBARD_WORKING\USS_Bowfin\Sheet\USBIM-L-507 IRRIGATION DETAILS.dwg



NOTE: PER NOTE 1 ON PLANTING PLAN SHEET L-141, ALL NEW PLANTING AREAS TO HAVE AUTOMATIC IRRIGATION SYSTEM TIED INTO EXISTING SYSTEM. IRRIGATION SYSTEM TO BE DESIGN BUILD.

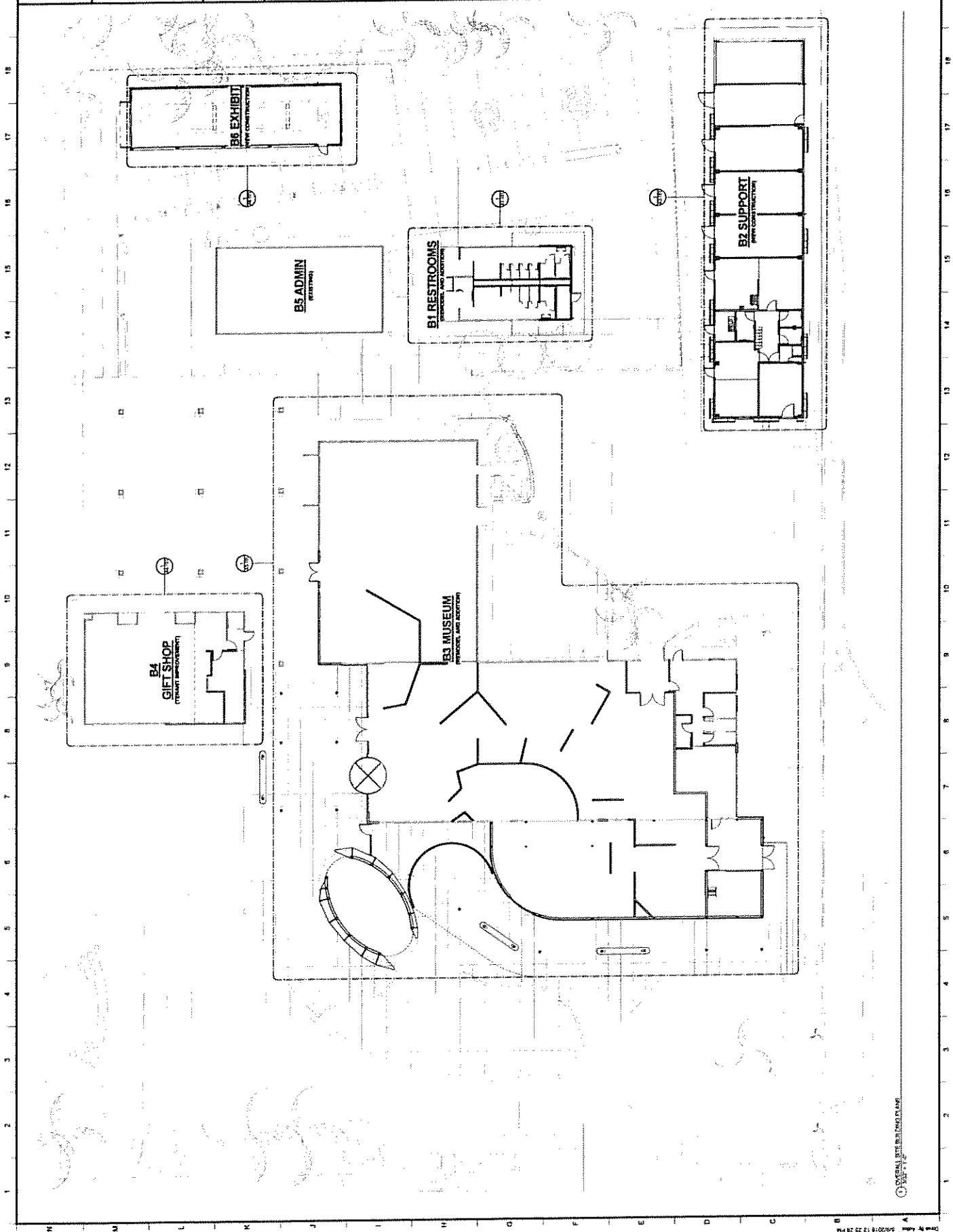


THE PORTICO GROUP
ARCHITECTS

NO.	DATE	DESCRIPTION



NO.	DATE	DESCRIPTION

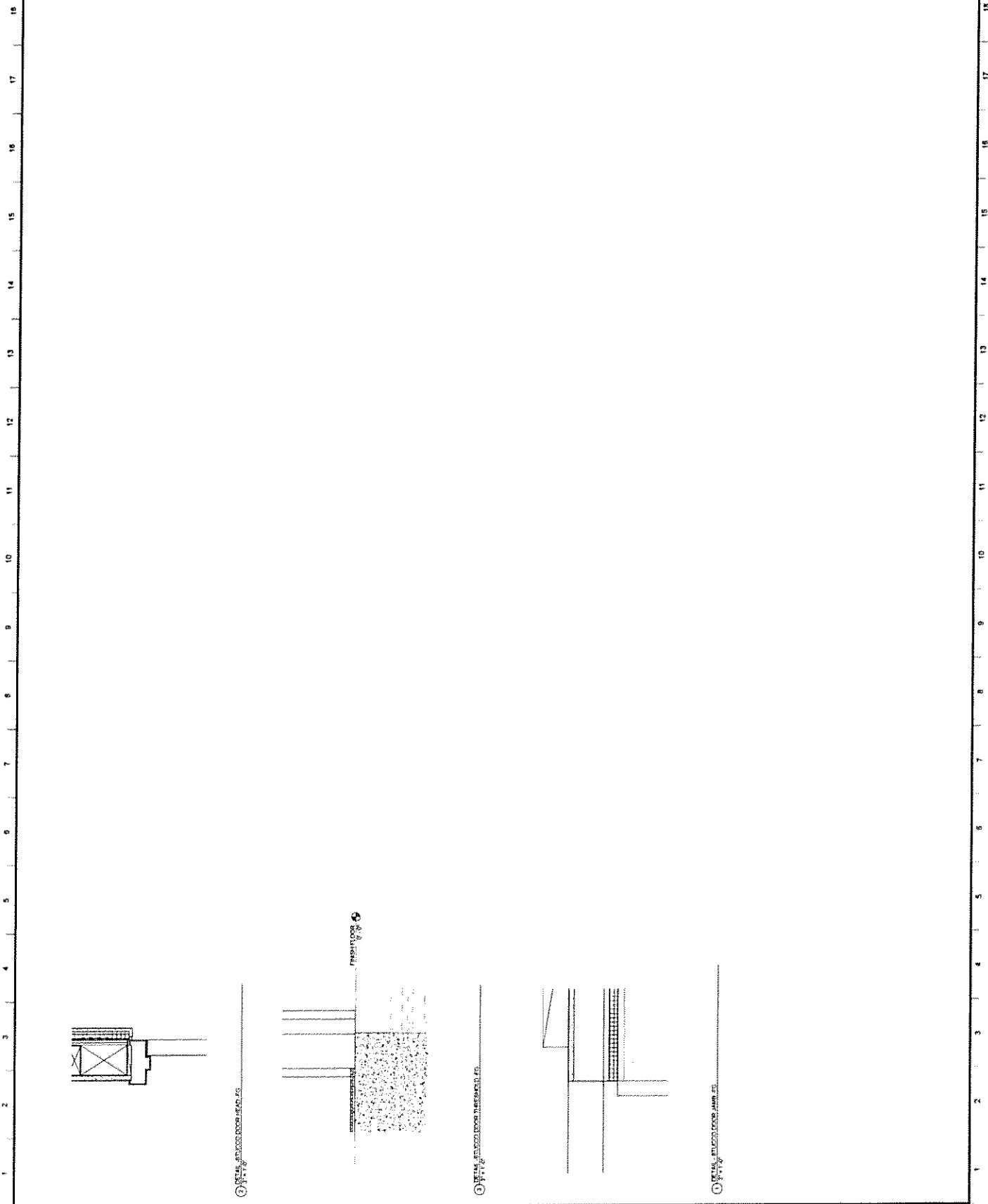


© 2012 THE PORTICO GROUP

USS BOWEN
SUBMARINE MUSEUM AND PARK
DOOR DETAILS

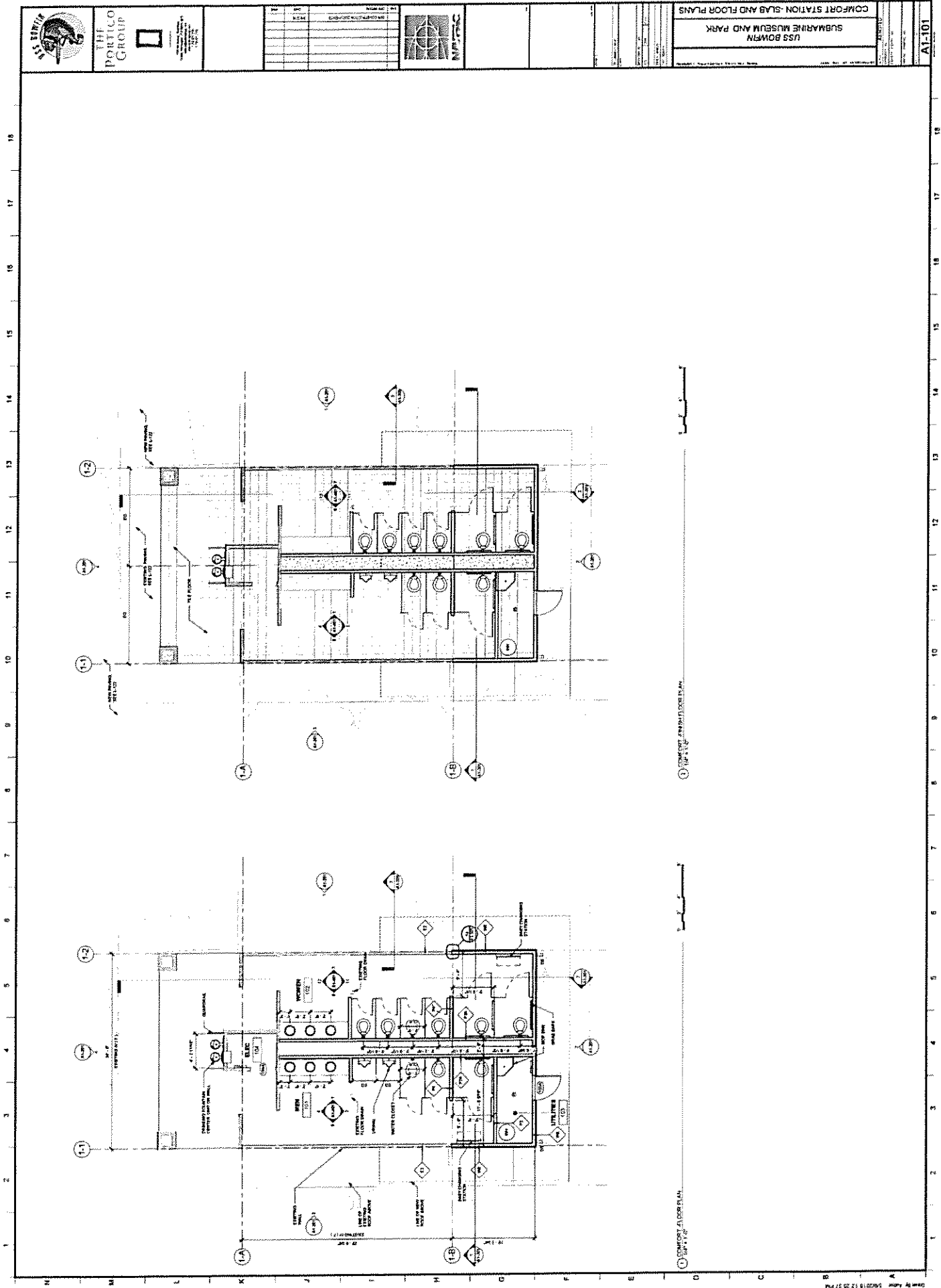


NO.	REV.	DATE	BY	CHKD.	DESCRIPTION






THE PORTUGO GROUP

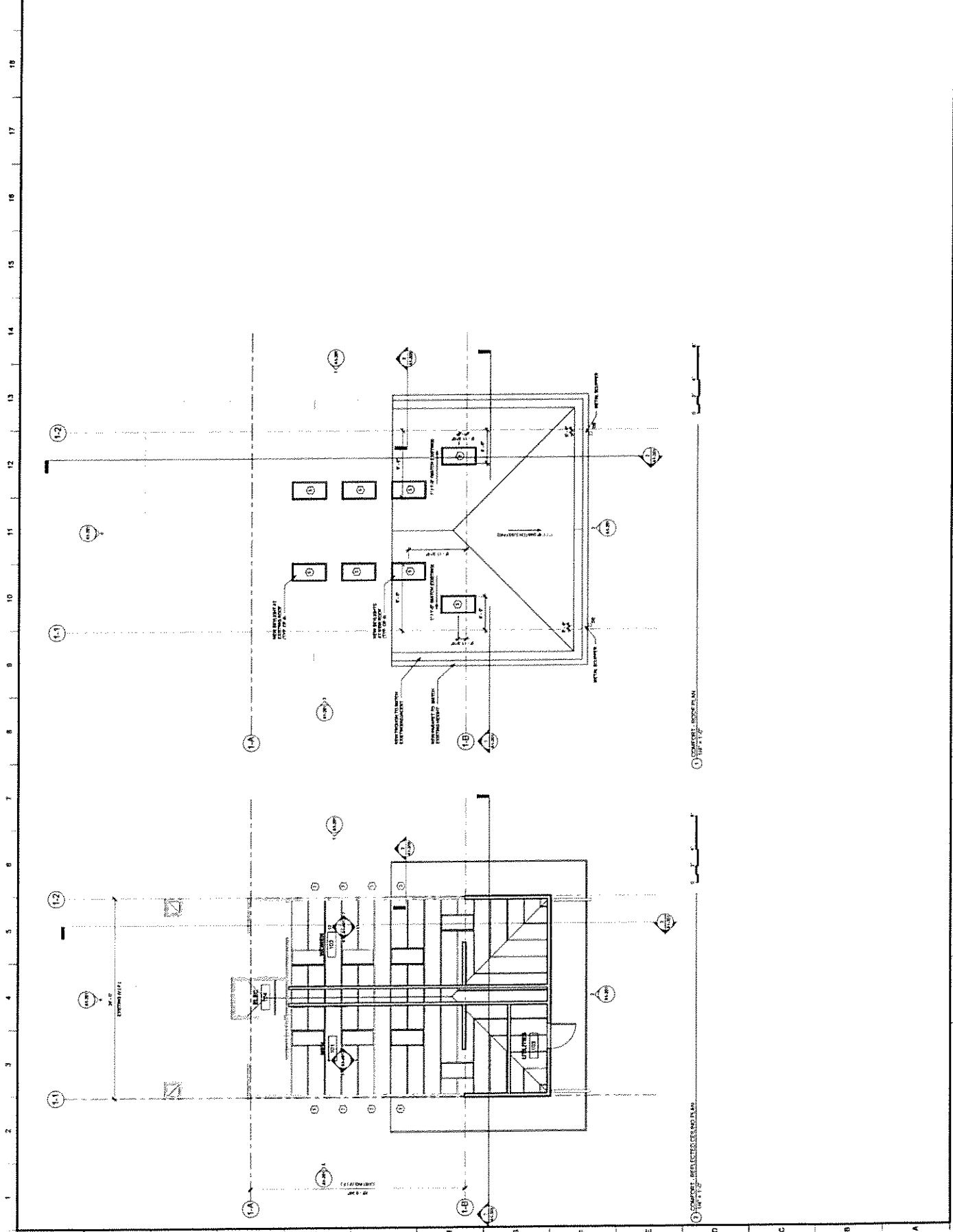


① COMFORT STATION FLOOR PLAN

② COMFORT STATION SLAB PLAN



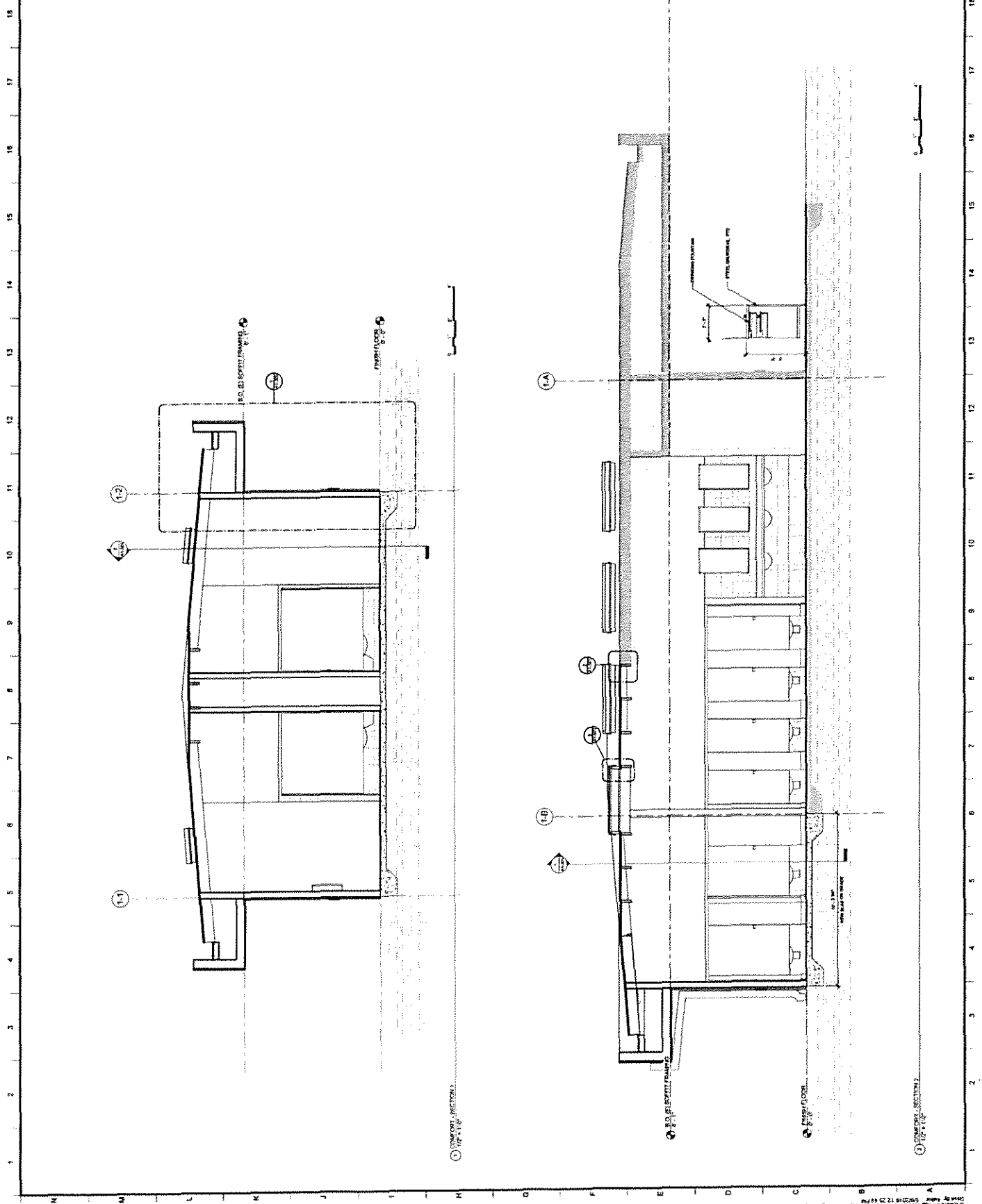
NO.	REV.	DESCRIPTION	DATE



USS BOWFIN
SUBMARINE MUSEUM AND PARK
COMFORT STATION SECTIONS



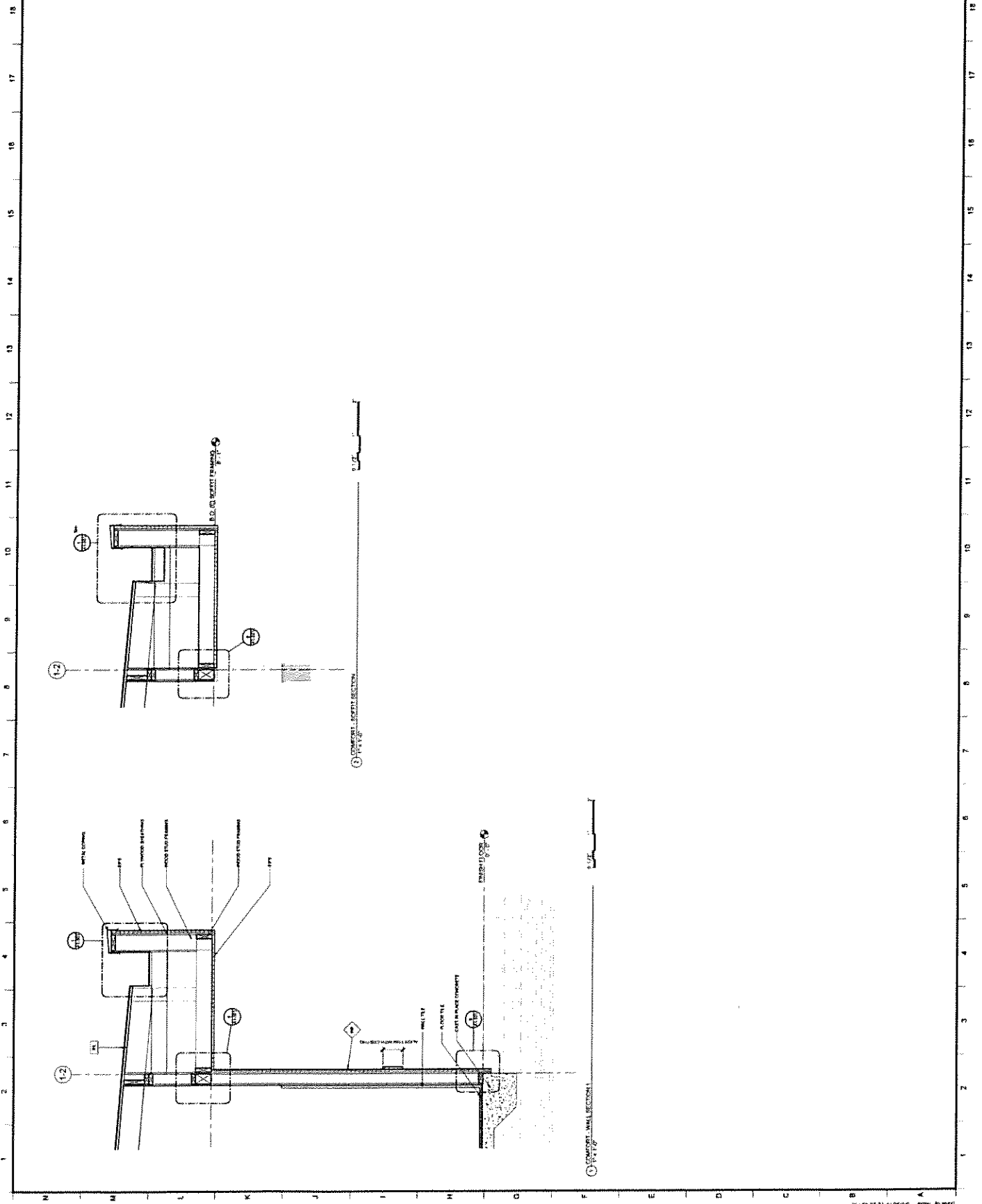
NO.	REV.	DATE	BY	CHKD.



COMFORT STATION WALL SECTIONS
USS BOWFIN
SUBMARINE MUSEUM AND PARK



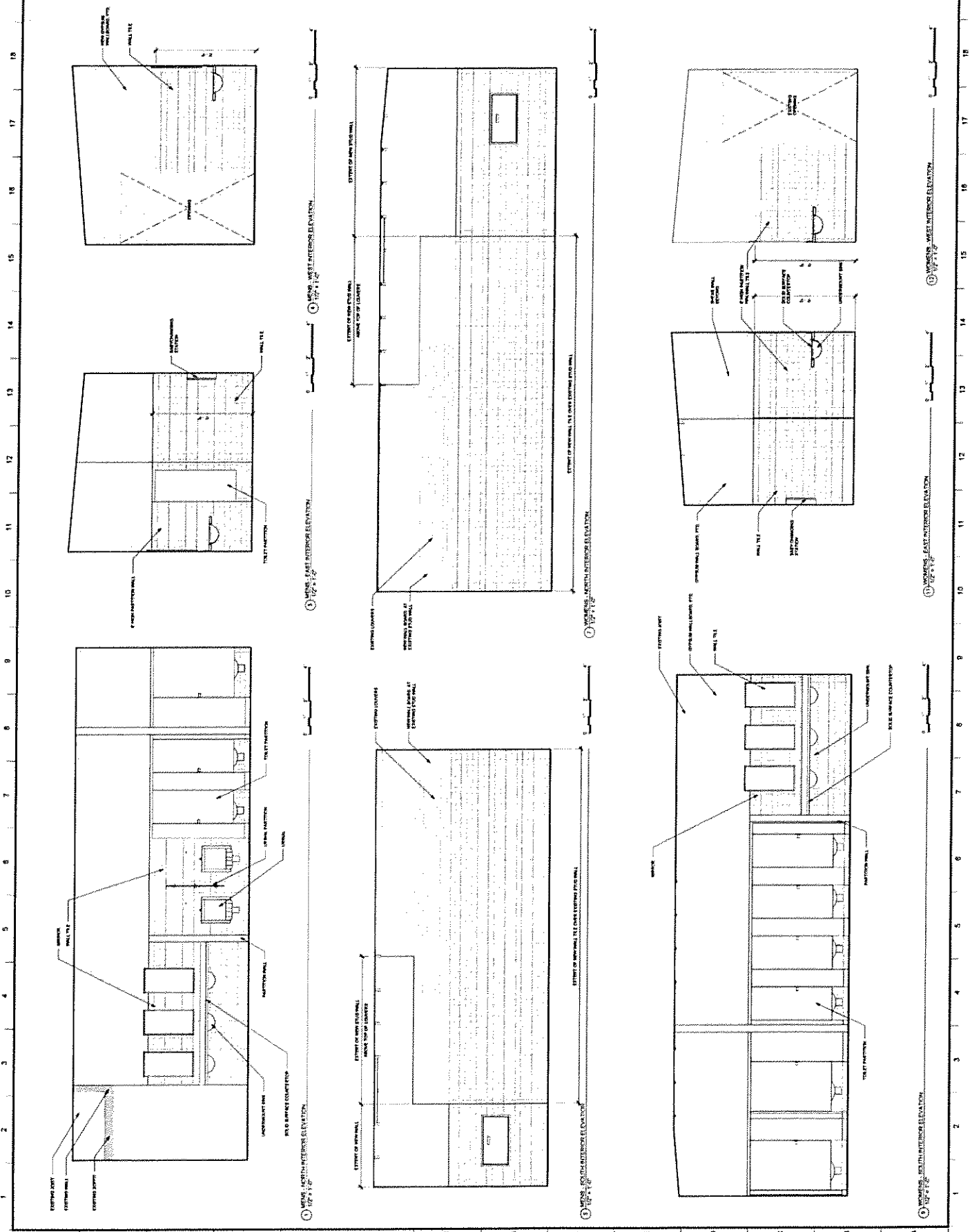
THE PORTICO GROUP

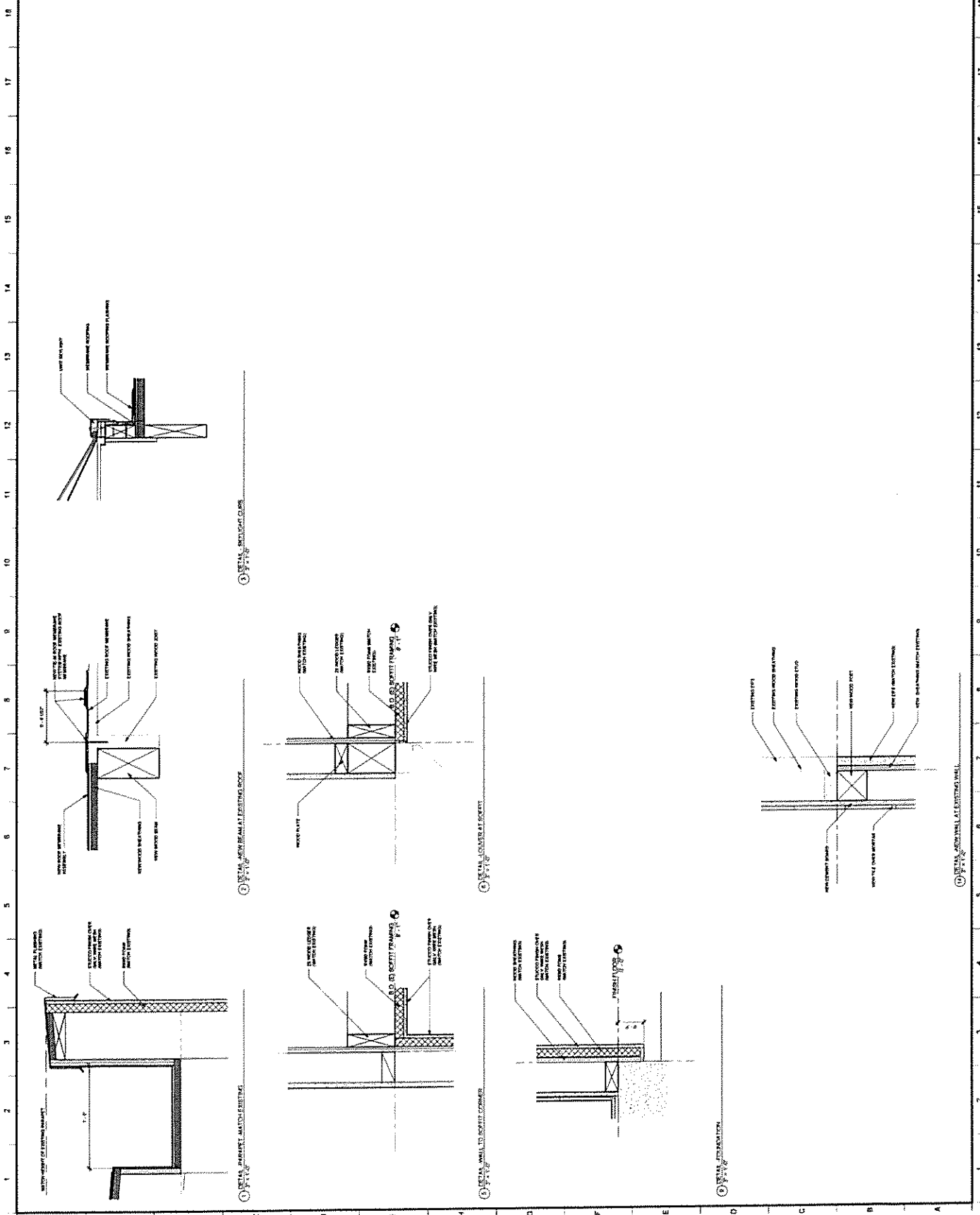


COMFORT STATION INTERIOR ELEVATIONS
USS BOWEN AND PARK
SUBMARINE MUSEUM AND PARK



Table with columns: No., Date, Description, Status, and other project details.





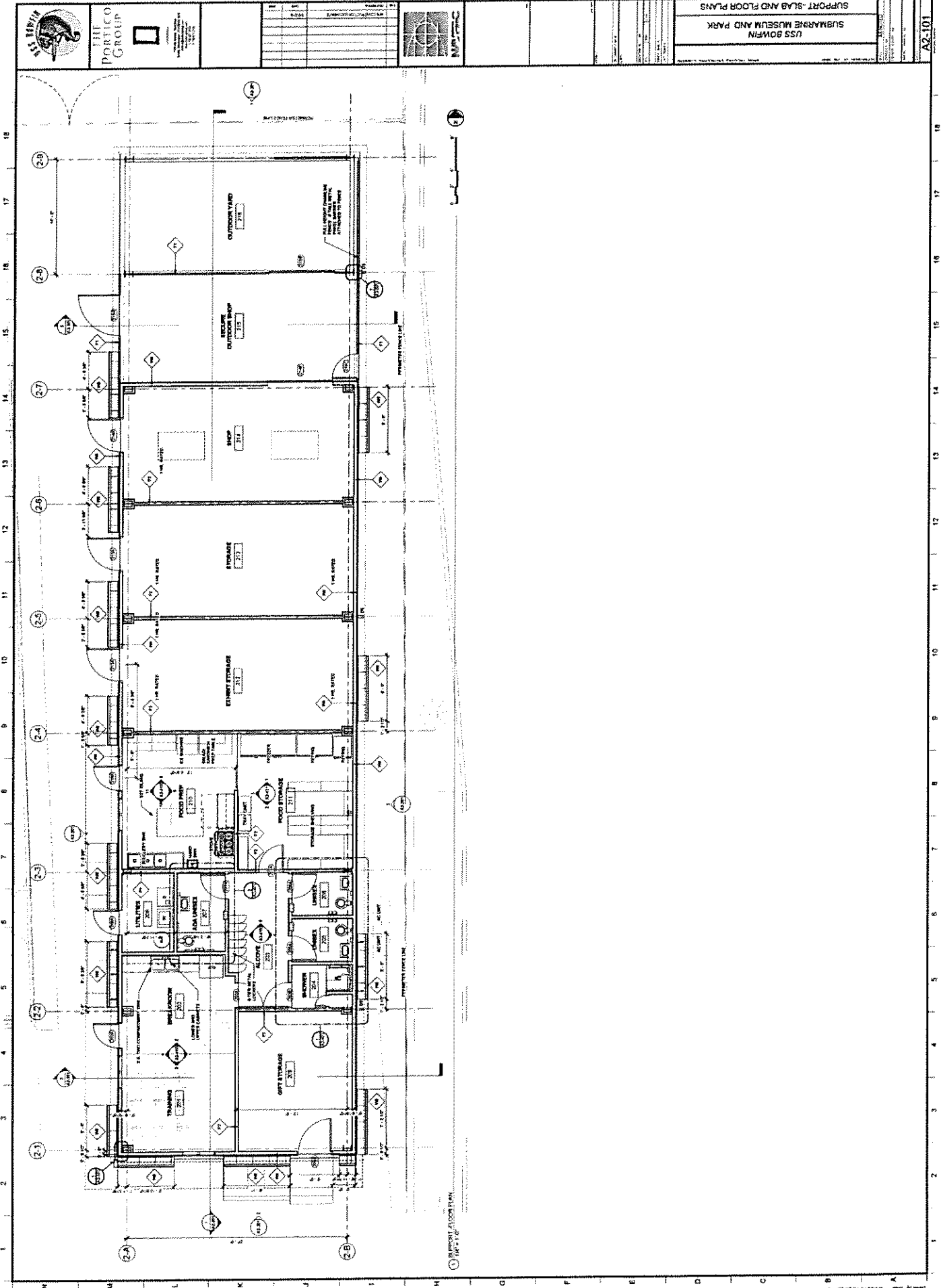
1
 2
 3
 4
 5
 6
 7
 8
 9
 10
 11
 12
 13
 14
 15
 16
 17
 18

A
 B
 C
 D
 E
 F
 G
 H
 I
 J
 K

12-0000000-0000-0000
 12-23-18



THE PORTICO GROUP
ARCHITECTS

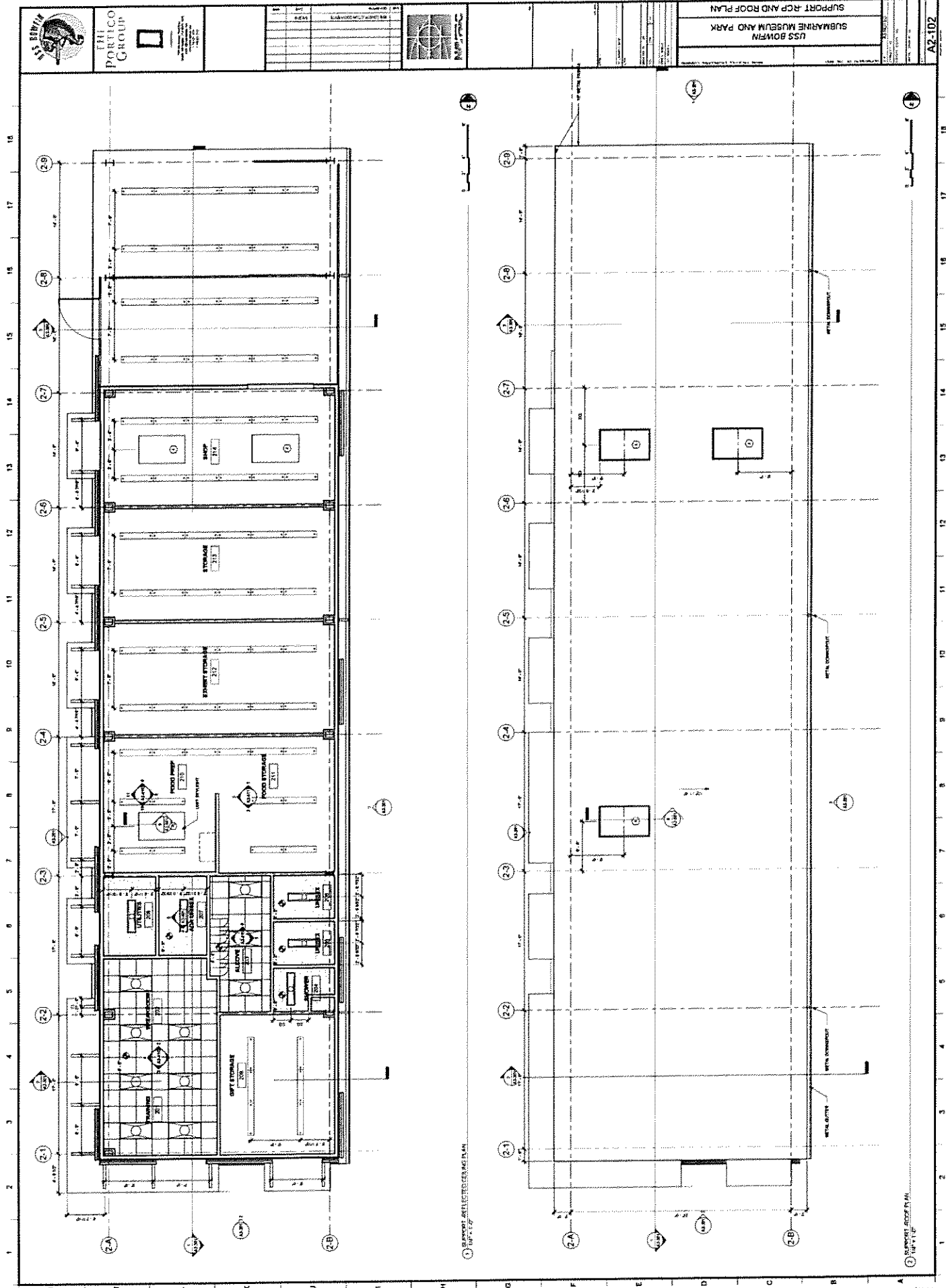


① SUPPORT FLOOR PLAN

USS BOWEN
SUBMARINE MUSEUM AND PARK
SUPPORT RCP AND ROOF PLAN



Table with 4 columns: No., Date, Description, and Initials. It contains several rows of project information.

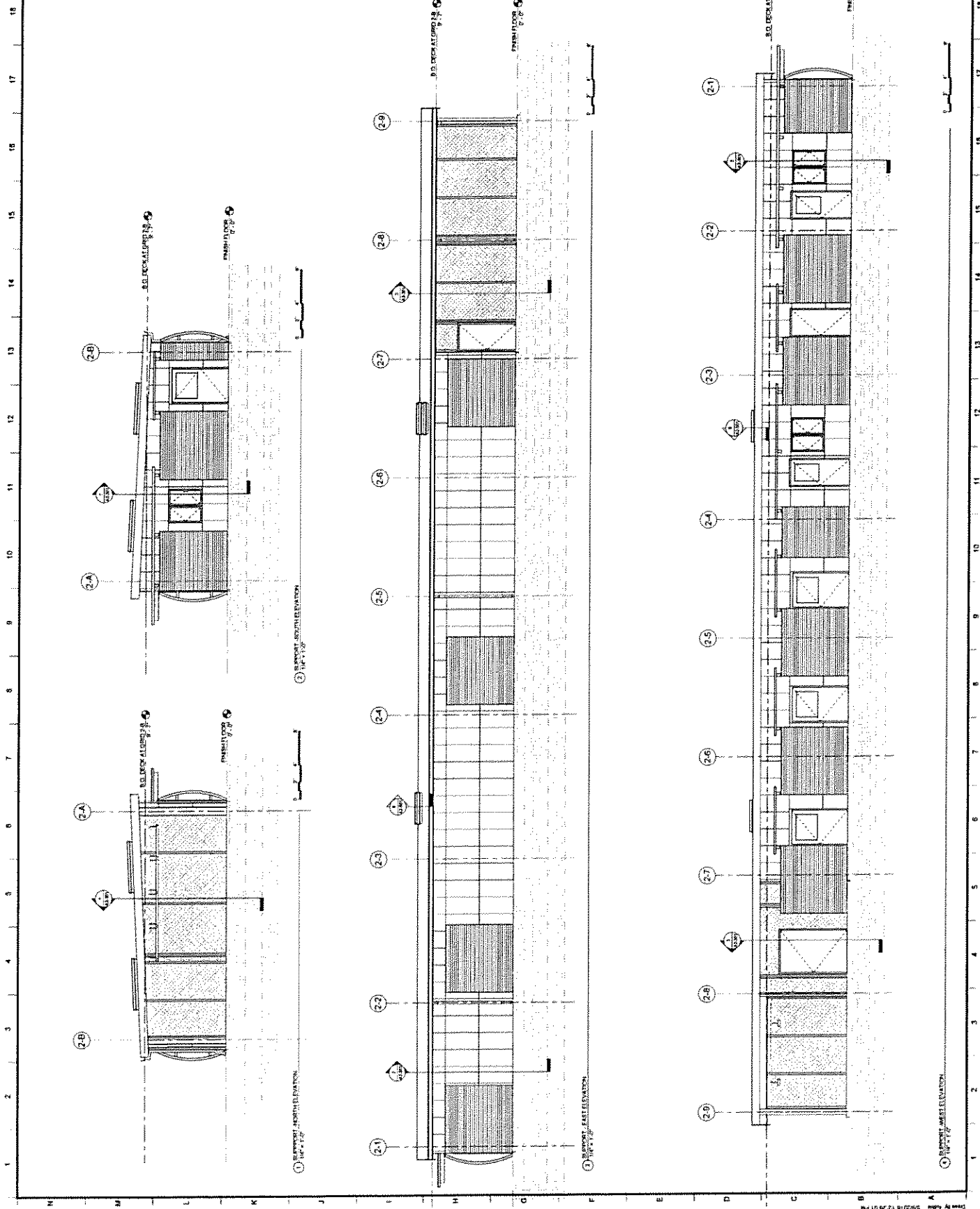


1. SUPPORT AREAS REFLECTED IN PLAN

2. SUPPORT ROOF PLAN

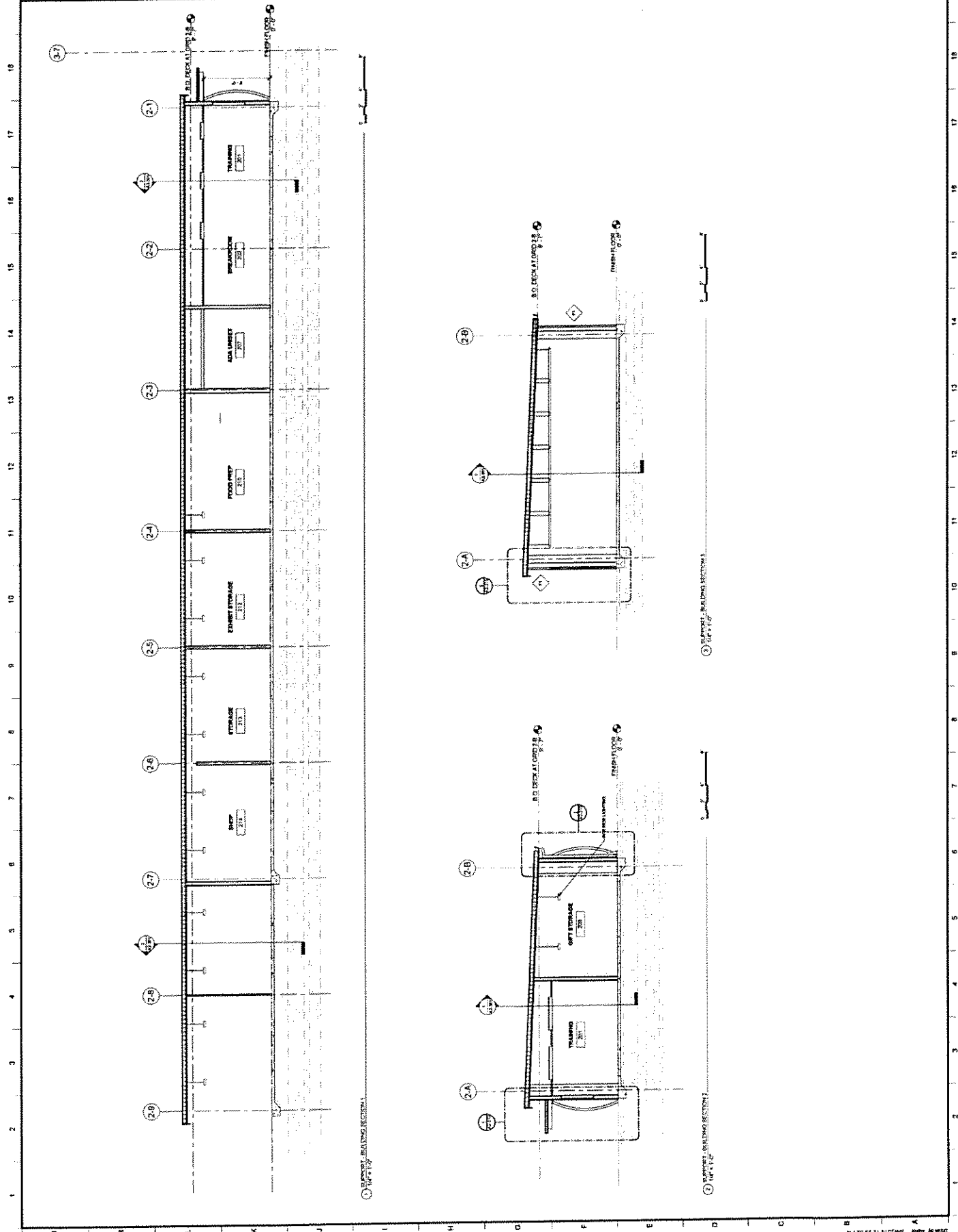


DATE	DESCRIPTION





NO.	REV.	DATE	DESCRIPTION
1	1	05/20/18	ISSUED FOR PERMITTING



1 SUPPORT BUILDING SECTION 1

2 SUPPORT BUILDING SECTION 2

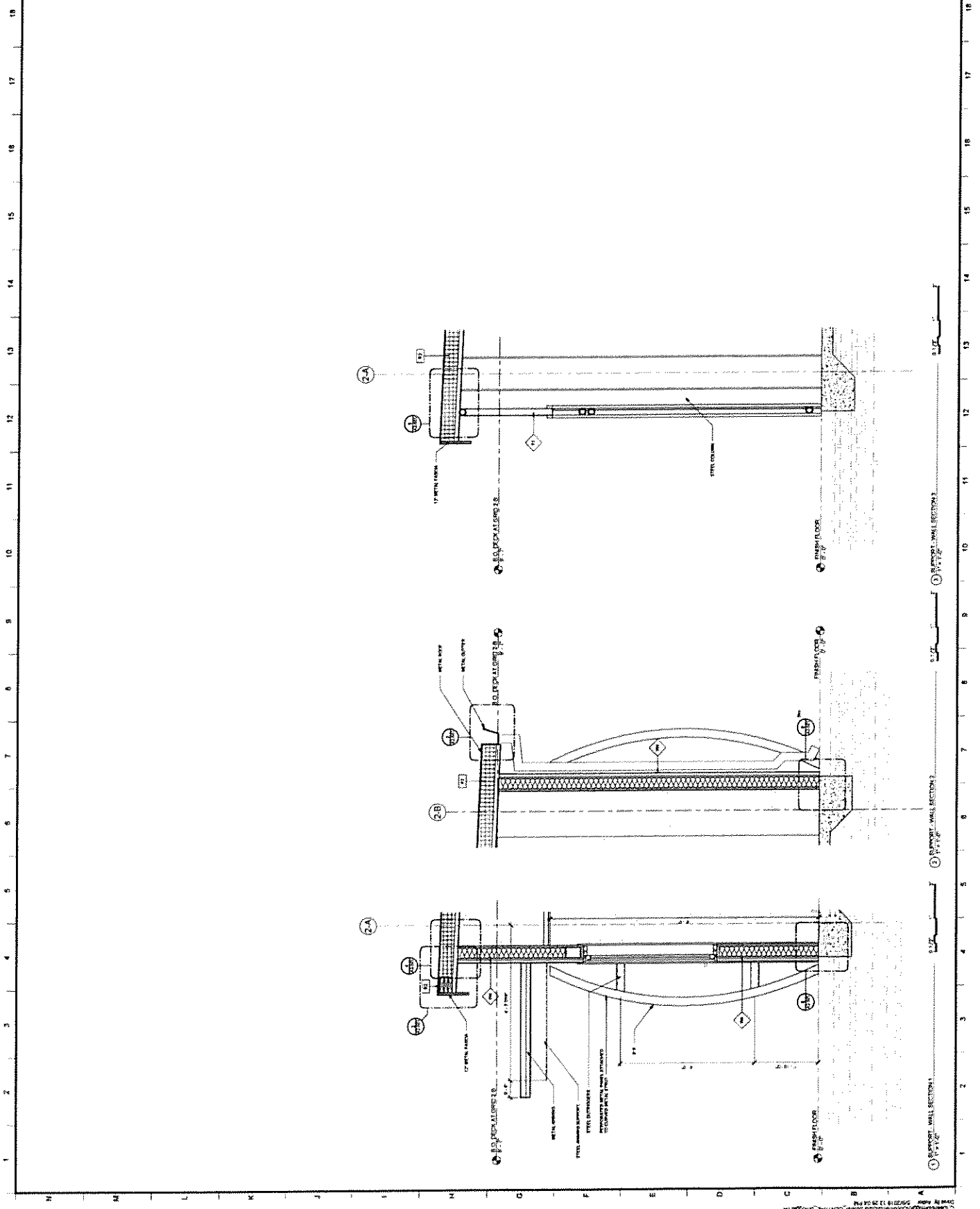
3 SUPPORT BUILDING SECTION 3

SUPPORT WALL SECTIONS
USS BOWEN AND PARK
SUBMARINE MUSEUM AND PARK



THE PORTICO GROUP
ARCHITECTS

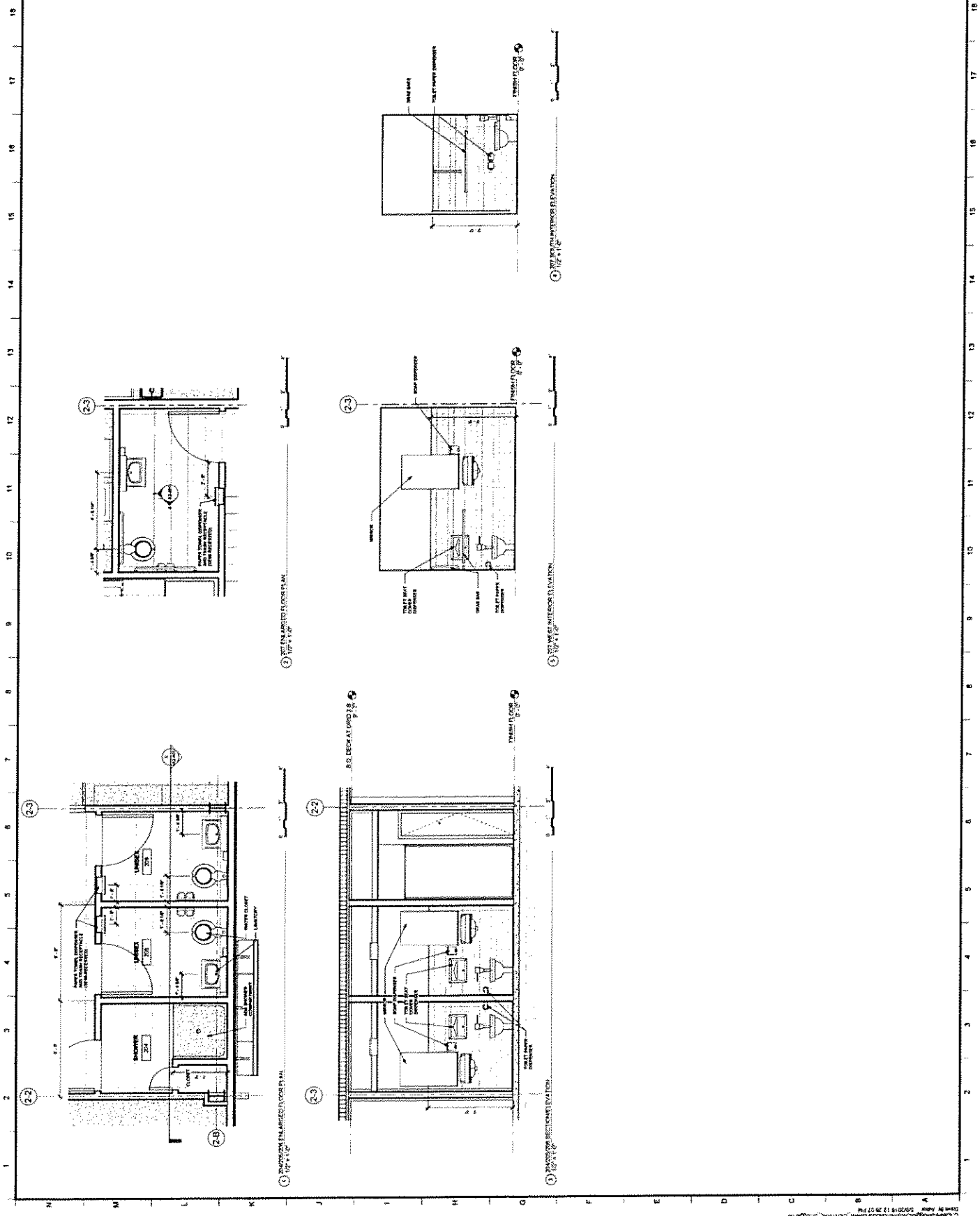
NO.	DATE	DESCRIPTION
1	12/15/11	ISSUED FOR PERMIT
2	03/22/12	ISSUED FOR PERMIT
3	05/01/12	ISSUED FOR PERMIT
4	05/01/12	ISSUED FOR PERMIT
5	05/01/12	ISSUED FOR PERMIT
6	05/01/12	ISSUED FOR PERMIT
7	05/01/12	ISSUED FOR PERMIT
8	05/01/12	ISSUED FOR PERMIT
9	05/01/12	ISSUED FOR PERMIT
10	05/01/12	ISSUED FOR PERMIT
11	05/01/12	ISSUED FOR PERMIT
12	05/01/12	ISSUED FOR PERMIT
13	05/01/12	ISSUED FOR PERMIT
14	05/01/12	ISSUED FOR PERMIT
15	05/01/12	ISSUED FOR PERMIT
16	05/01/12	ISSUED FOR PERMIT
17	05/01/12	ISSUED FOR PERMIT
18	05/01/12	ISSUED FOR PERMIT
19	05/01/12	ISSUED FOR PERMIT
20	05/01/12	ISSUED FOR PERMIT





NO.	REV.	DATE	DESCRIPTION

PORTICO GROUP
ARCHITECTS

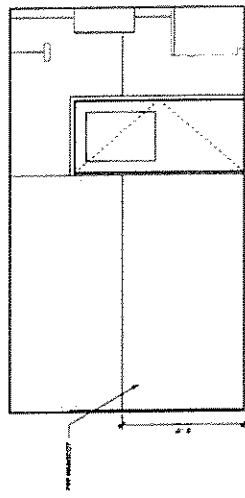




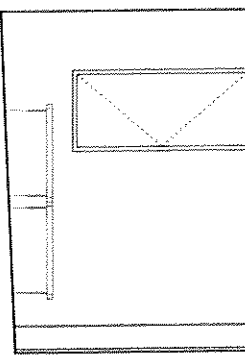
NO.	REV.	DATE	DESCRIPTION

18
17
16
15
14
13
12
11
10
9
8
7
6
5
4
3
2
1


18
17
16
15
14
13
12
11
10
9
8
7
6
5
4
3
2
1



① WALL SECTION ELEVATION
2'-4"



② WALL SECTION ELEVATION
2'-4"



③ WALL SECTION ELEVATION
2'-4"



THE PORTICO GROUP
ARCHITECTS

1000 BROADWAY
NEW YORK, NY 10018
TEL: 212 693 6000
WWW.PORTRICO.COM

NO.	DATE	DESCRIPTION
1	12/15/09	CONCEPT DEVELOPMENT
2	01/15/10	SCHEMATIC DESIGN
3	03/15/10	PRELIMINARY DESIGN
4	05/15/10	FINAL DESIGN

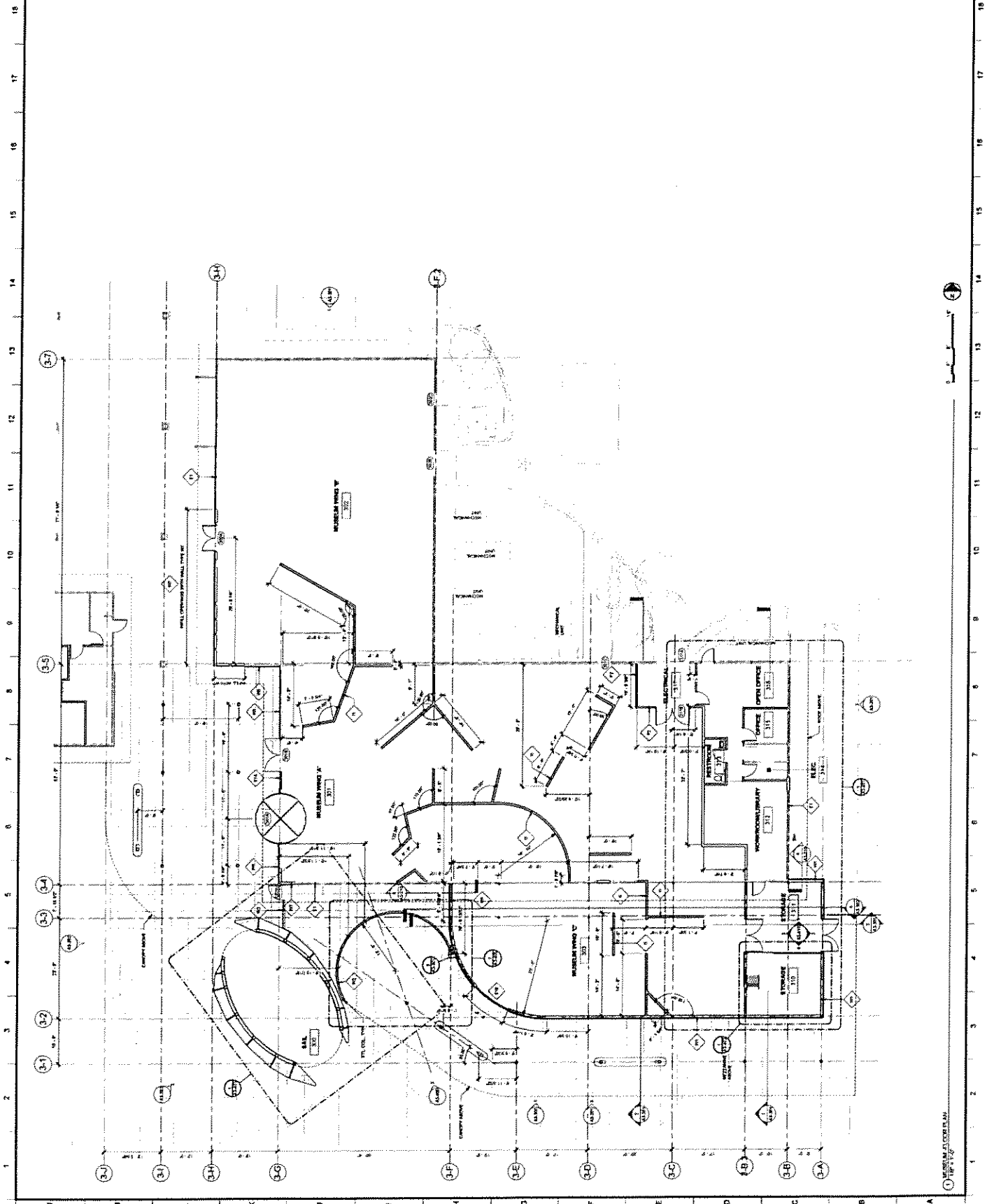


MUSEUM PLANNING CORPORATION
1000 BROADWAY
NEW YORK, NY 10018
TEL: 212 693 6000
WWW.MPCORP.COM

USS BOWFIN
SUBMARINE MUSEUM AND PARK
MUSEUM FLOOR PLAN

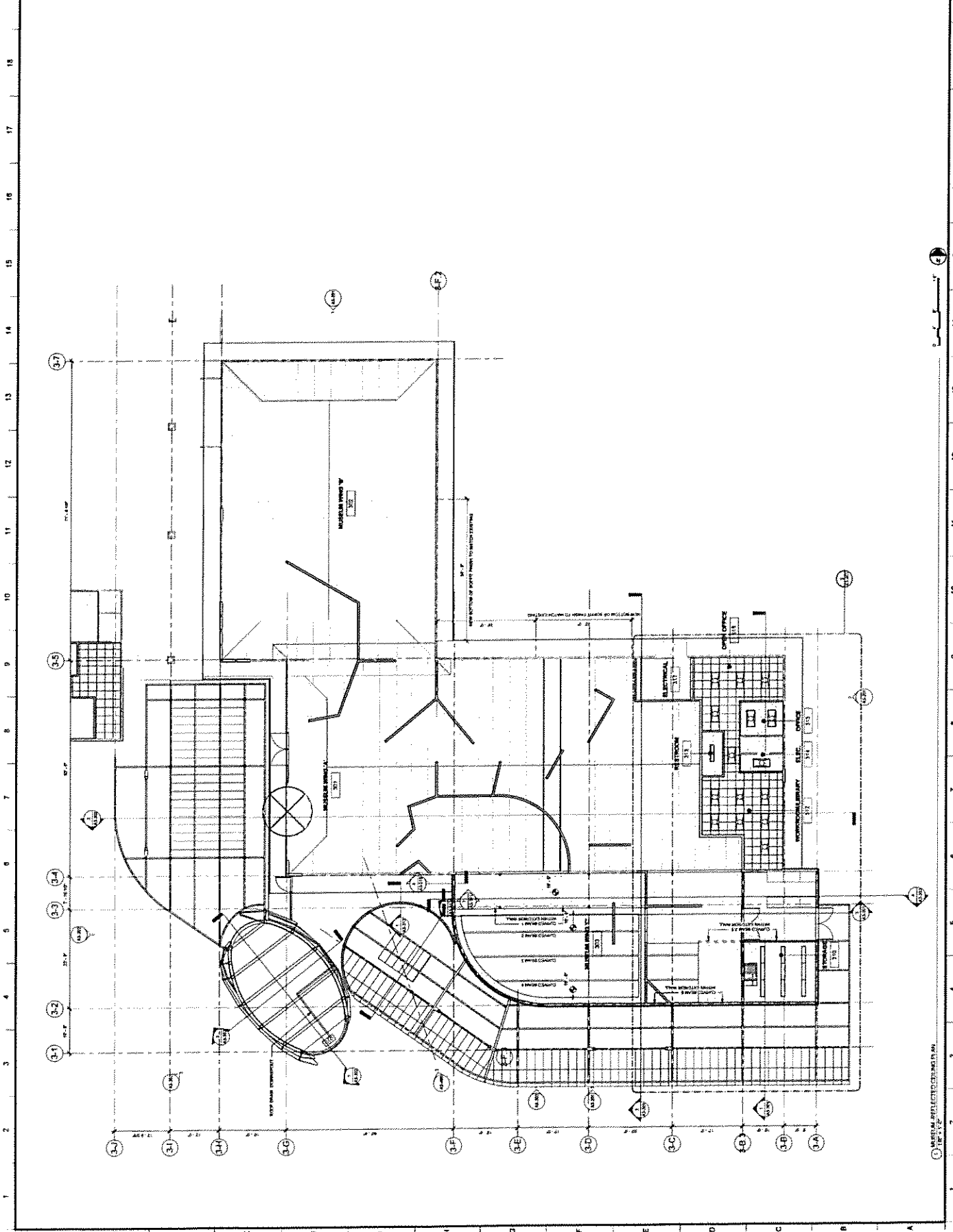
DATE: 12/15/09
SCALE: AS SHOWN
DRAWN BY: [Name]
CHECKED BY: [Name]

A3-101





NO.	DATE	DESCRIPTION	BY

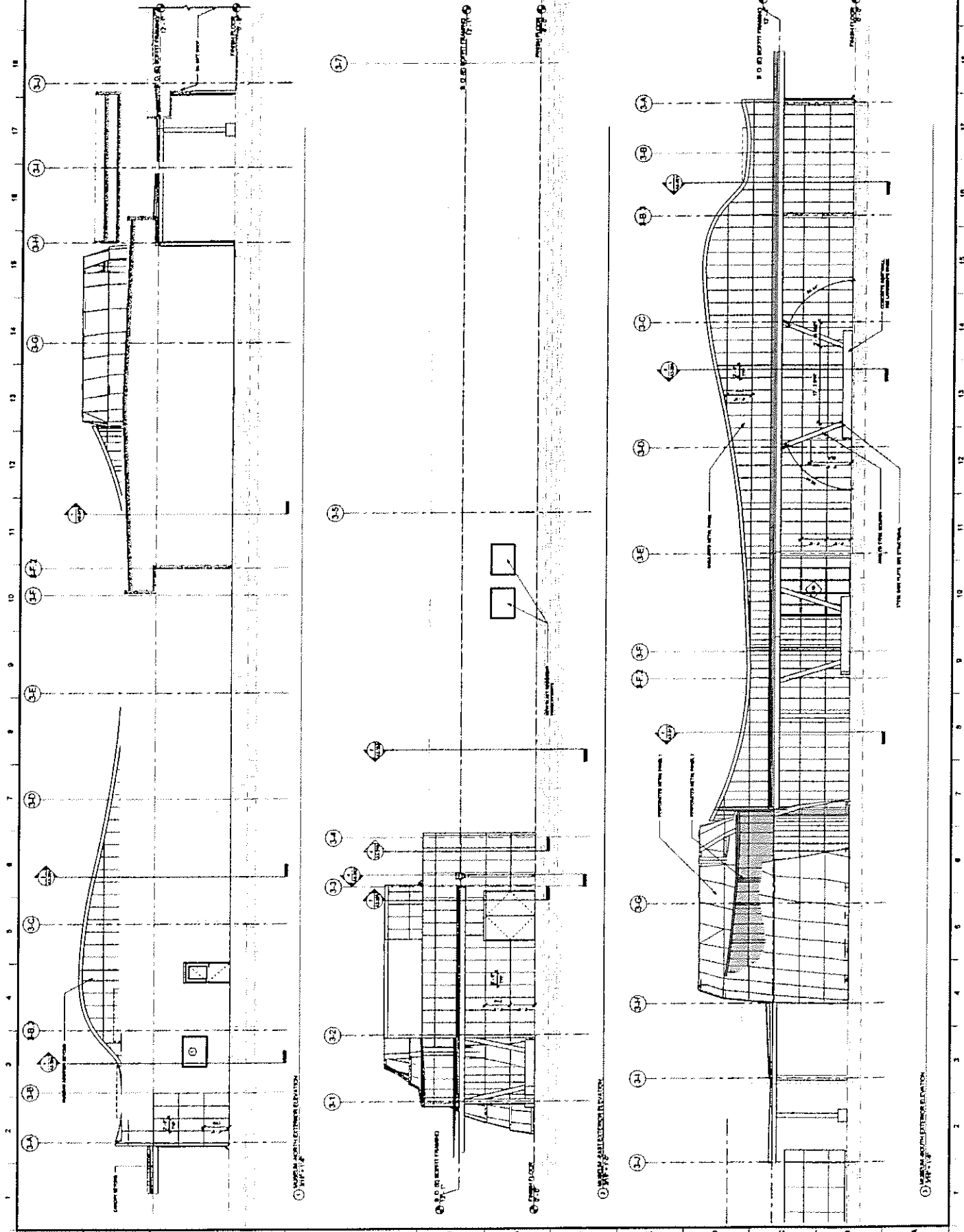


MUSEUM EXTERIOR ELEVATIONS
USS BOWEN AND PARK

THE PORTUGO GROUP



NO.	DATE	DESCRIPTION



1" = 10'-0" (VERTICAL SCALE)
 1" = 40'-0" (HORIZONTAL SCALE)
 ALL DIMENSIONS IN FEET AND INCHES
 UNLESS OTHERWISE SPECIFIED



THE PORTICO GROUP

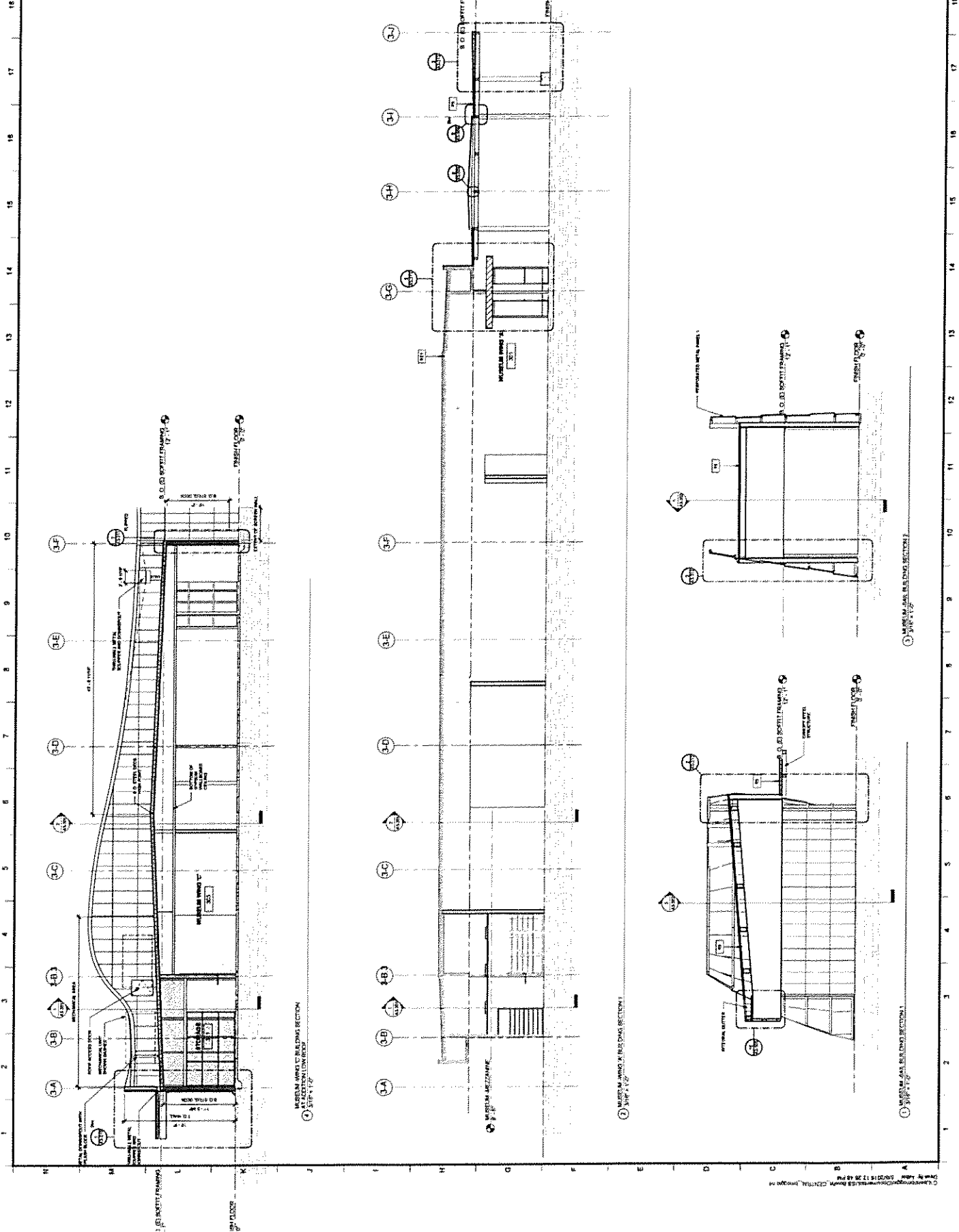
NO.	DATE	DESCRIPTION
1	02/24	ISSUED FOR PERMIT



USS BOWFIN
SUBMARINE MUSEUM AND PARK

MUSEUM BUILDING SECTIONS

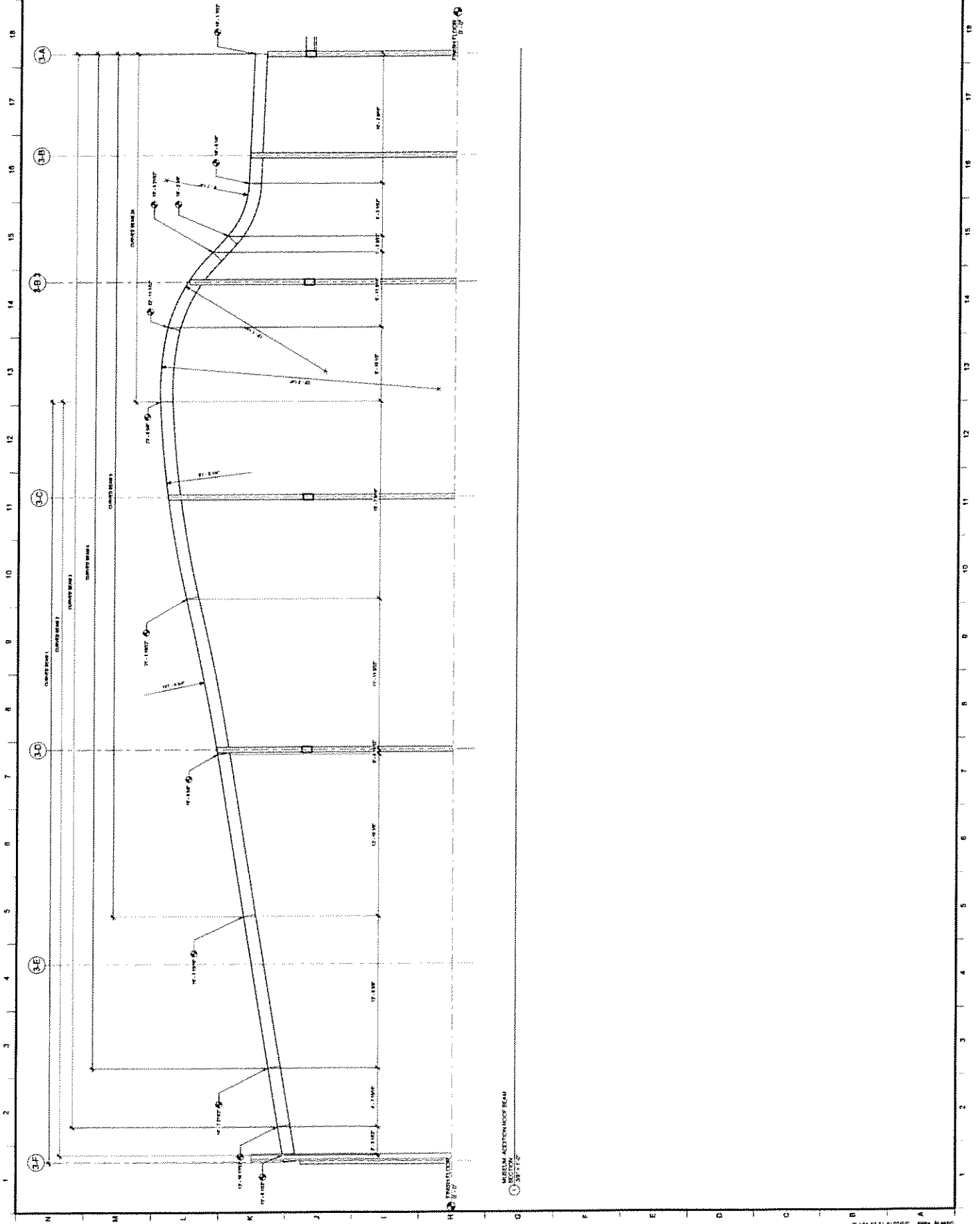
AG-302



© 2015 The Portico Group, Inc. All rights reserved. 02/24/15 11:28 AM
 Drawn by: [Name] 02/24/15 11:28 AM
 Check by: [Name] 02/24/15 11:28 AM



THE PORTUGO GROUP



MUSEUM ADDITION ROOF BEAM
SECTION
DATE: 02/02/18 11:28 AM
SCALE: 3/8" = 1'-0"



THE PORTICO GROUP



ARCHITECT

1000 ...

NO.	DATE	DESCRIPTION



DESIGNED BY

DATE

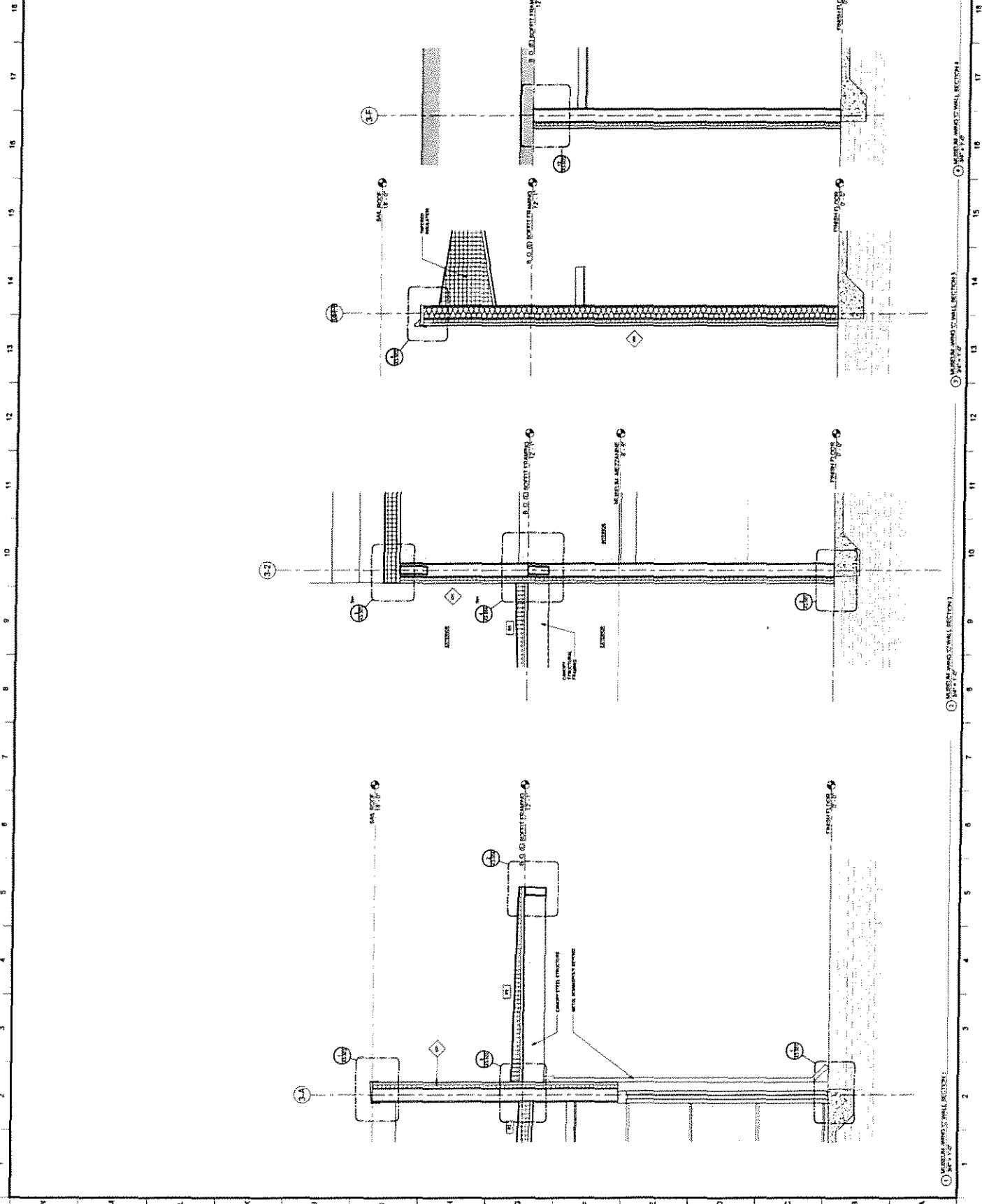
SCALE

PROJECT NO.

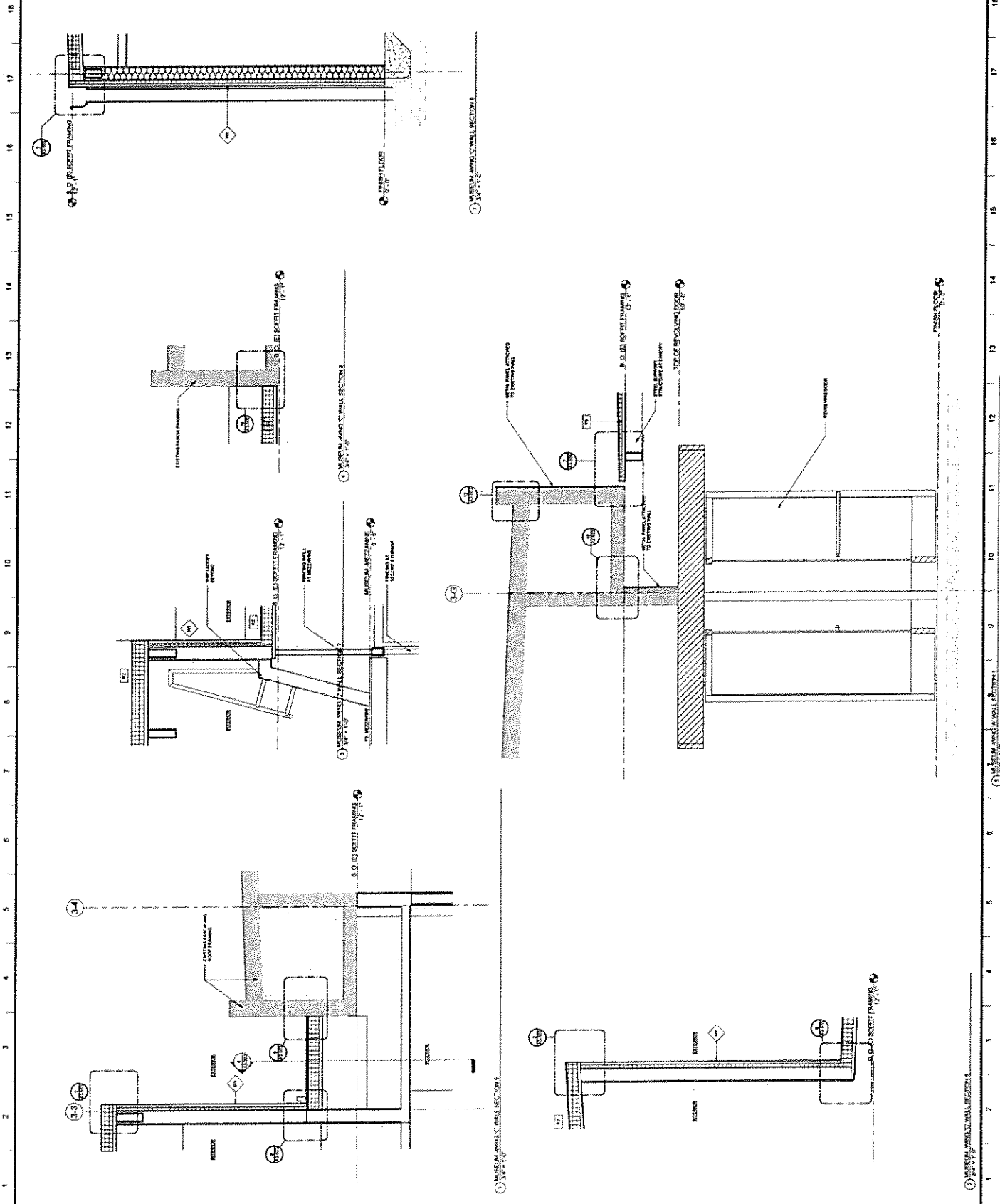
USS BOWFIN MUSEUM AND PARK
MUSEUM WALL SECTIONS

DATE

PROJECT NO.



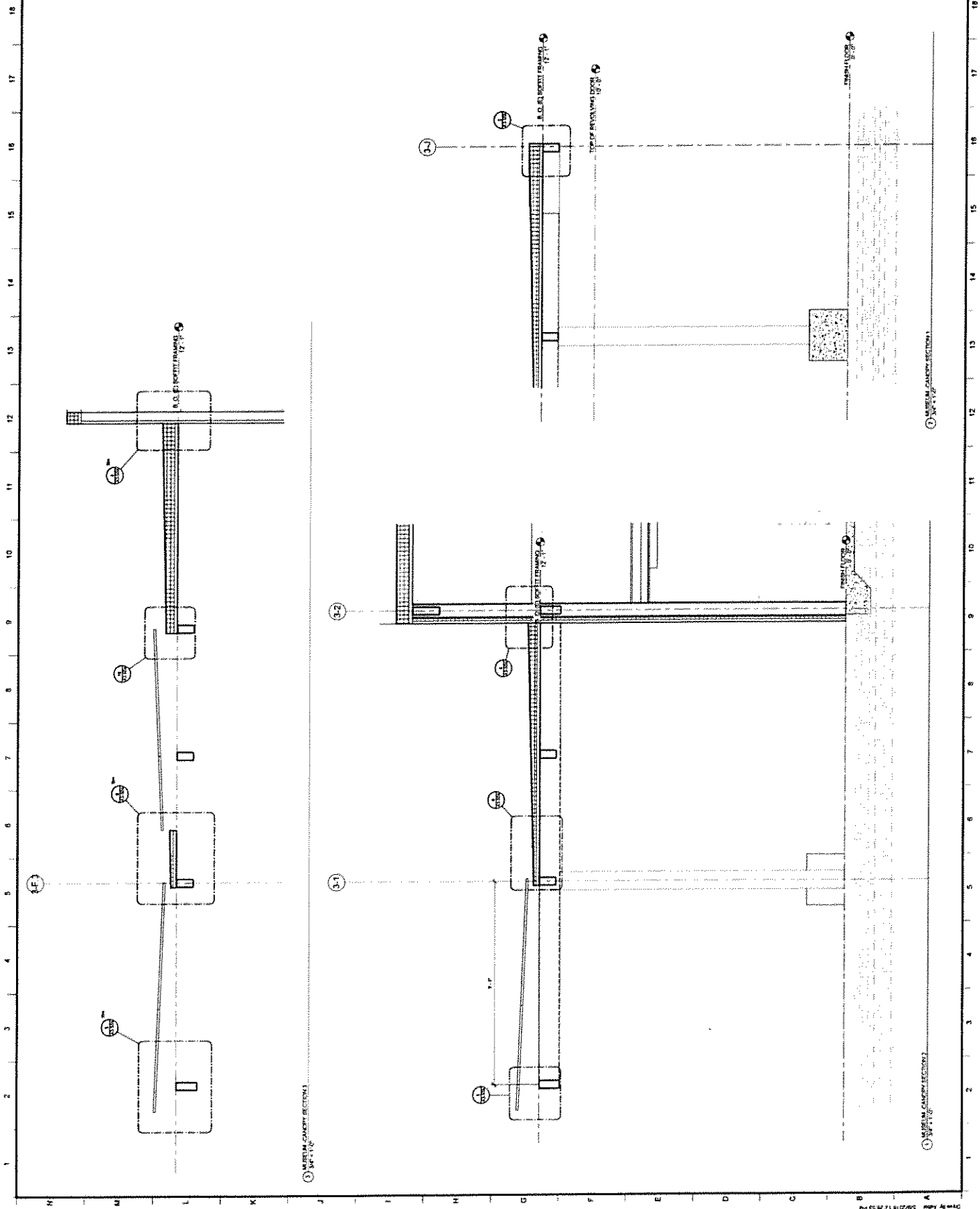
1 MUSEUM WALL SECTION 1
 2 MUSEUM WALL SECTION 2
 3 MUSEUM WALL SECTION 3



USS BOWEN
SUBMARINE MUSEUM AND PARK
MUSEUM - CANOPY SECTIONS

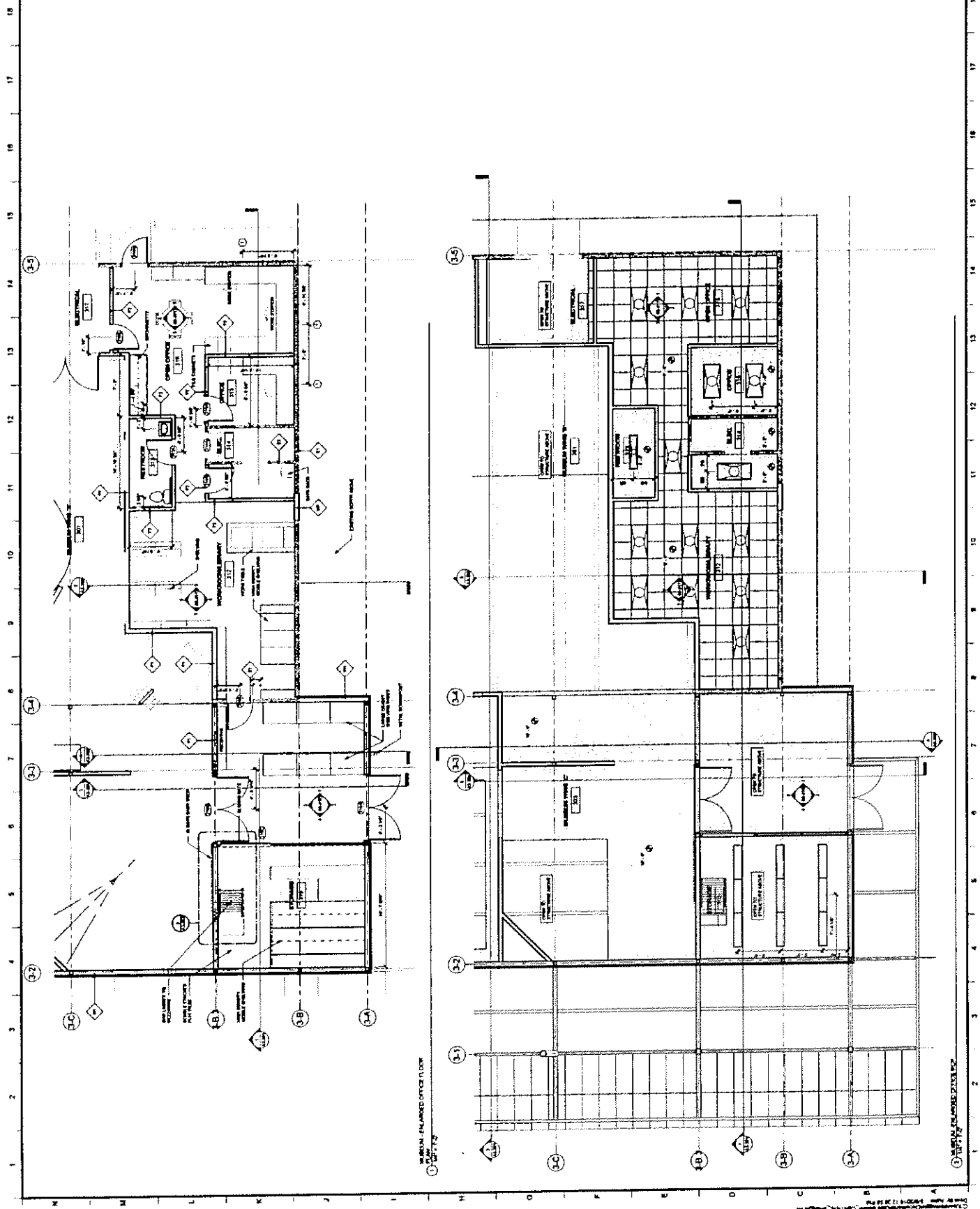


THE PORTICO GROUP
ARCHITECTS





THE POLITECO GROUP

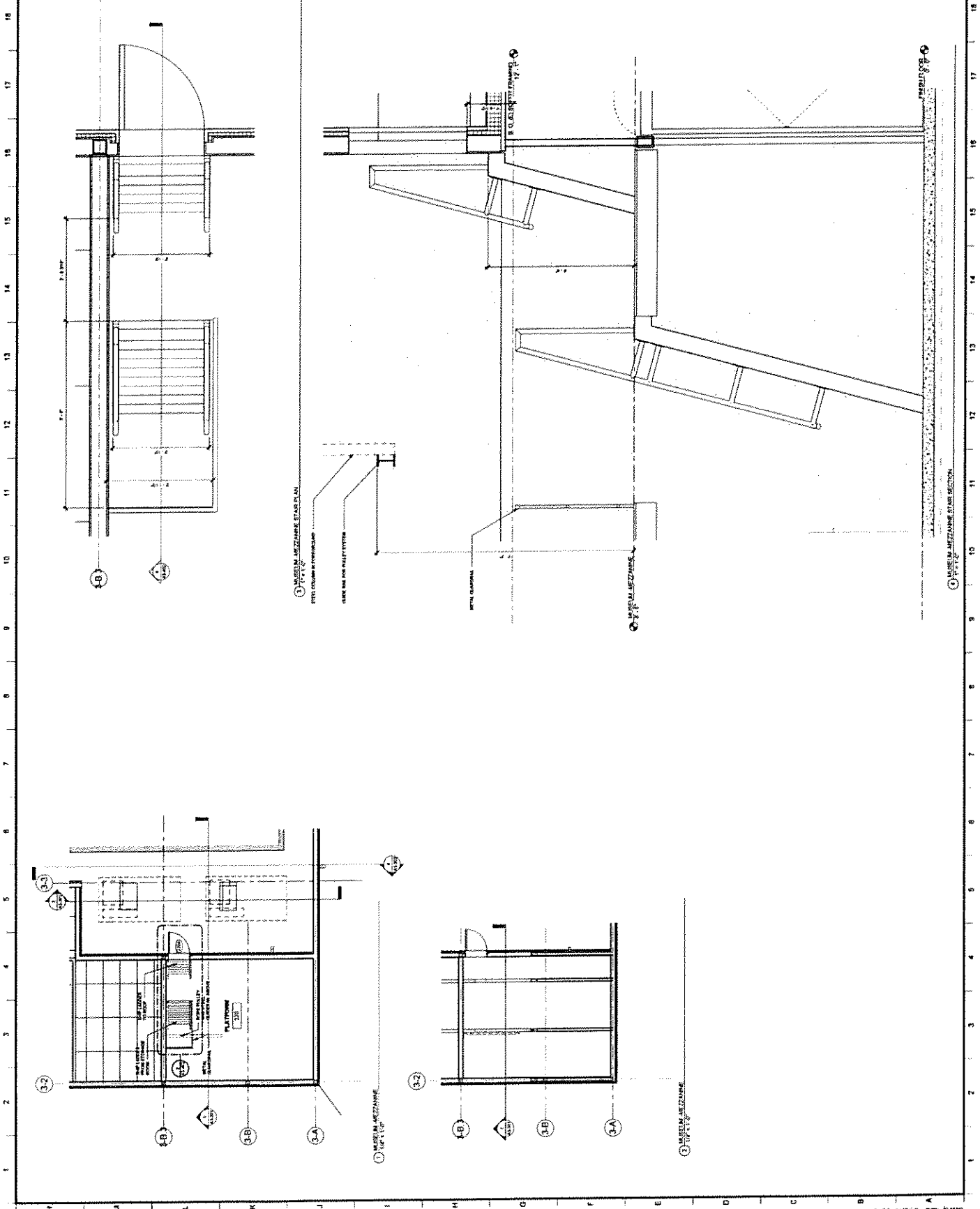


1. MUSEUM ENLARGED OFFICE FLOOR

2. MUSEUM ENLARGED EXHIBIT FLOOR



THE PORTICO GROUP



1 MUSEUM MEZZANINE STAIR PLAN
1" = 1'-0"

STEEL STRUCTURE IN FOUNDATION

USE THIS FOR RAILING SYSTEM

RAILING SYSTEM

MUSEUM MEZZANINE

MUSEUM MEZZANINE STAIR SECTION

1 MUSEUM MEZZANINE
1" = 1'-0"

3-2

1-B

1-A

1-B

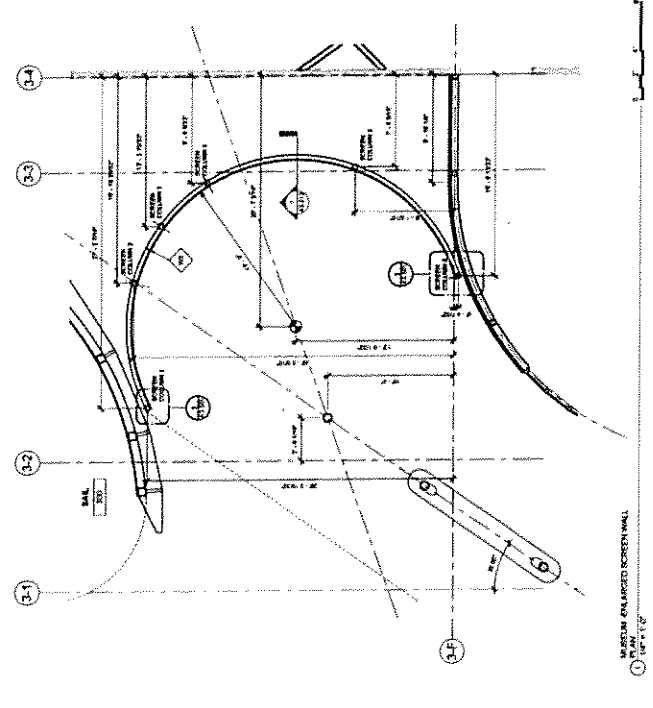
3-A

MUSEUM MEZZANINE
1" = 1'-0"

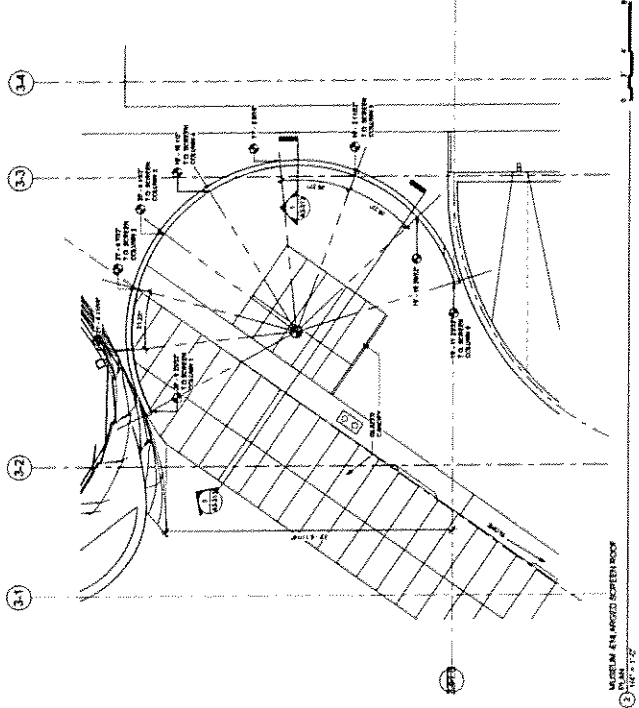
USS BOWEN AND PARK
SUBMARINE MUSEUM AND PARK
MUSEUM-ENLARGED SCREEN WALL PLANS



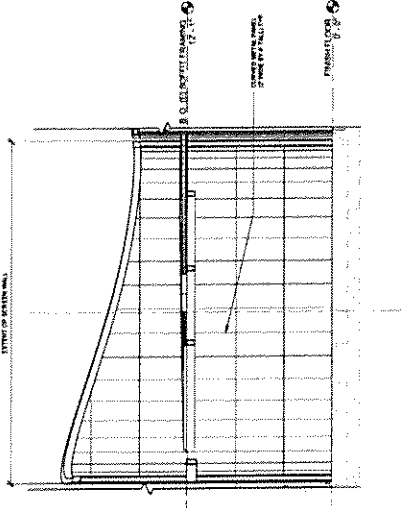
THE PORTICO GROUP
ARCHITECTS
1000 WEST 10TH AVENUE
SUITE 100
DENVER, CO 80202
TEL: 303.733.1100
WWW.PORTRCO.COM



MUSEUM-ENLARGED SCREEN WALL
1/8" = 1'-0"



MUSEUM-ENLARGED SCREEN WALL
1/8" = 1'-0"



MUSEUM-SCREEN WALL EXTERIOR
ELEVATION
1/8" = 1'-0"

1 2 3 4 5 6 7 8 9 10 11 12 13 14 15 16 17 18

1 2 3 4 5 6 7 8 9 10 11 12 13 14 15 16 17 18

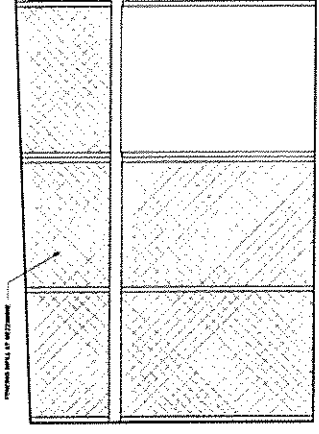


THE PORTICO GROUP

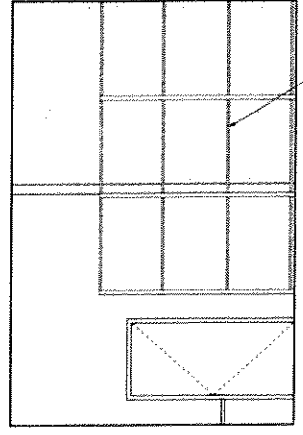
NO.	REV.	DATE	DESCRIPTION



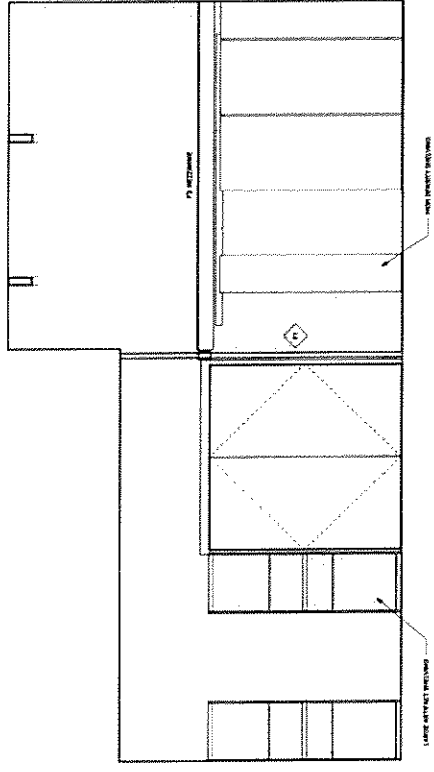
1 2 3 4 5 6 7 8 9 10 11 12 13 14 15 16 17 18



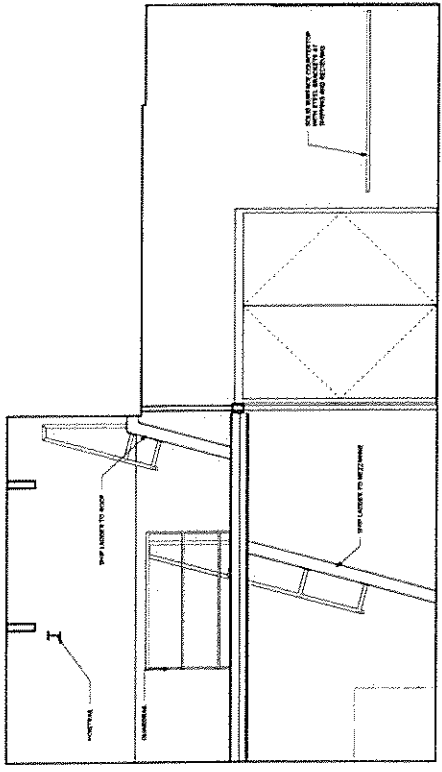
1000 WEST INTERIOR ELEVATION
10/27/10



1000 WEST INTERIOR ELEVATION
10/27/10

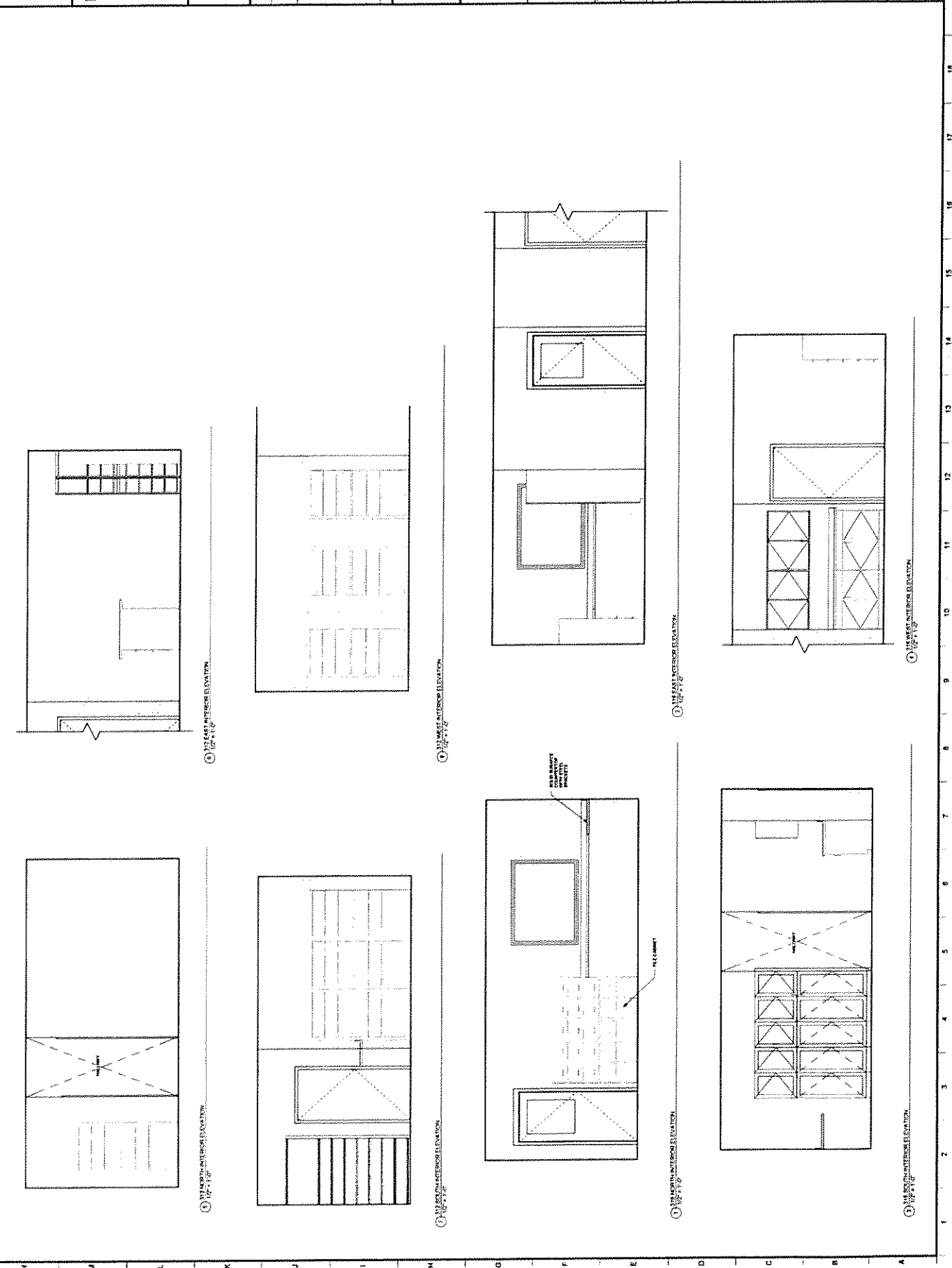



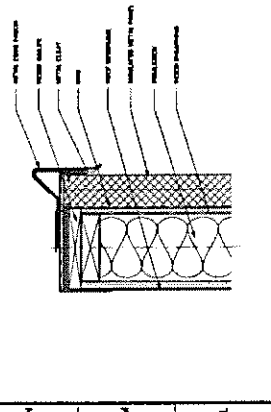
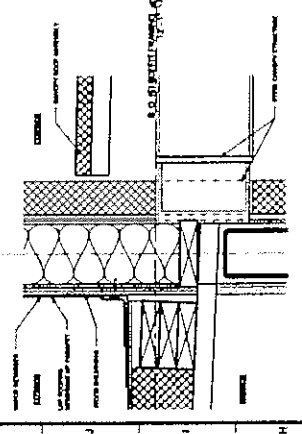
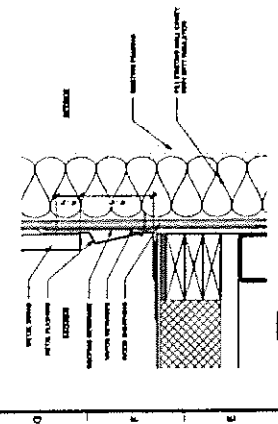
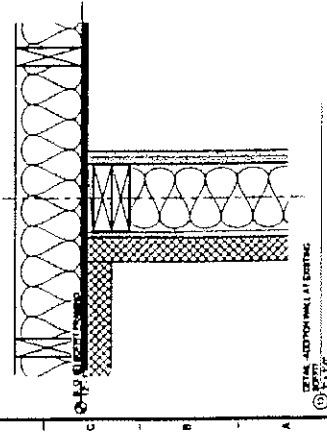
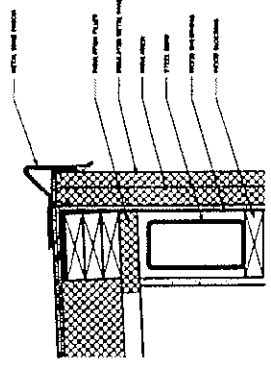
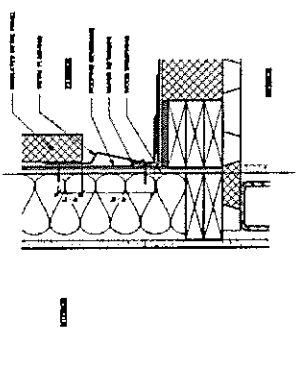
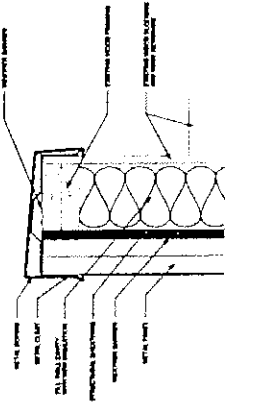
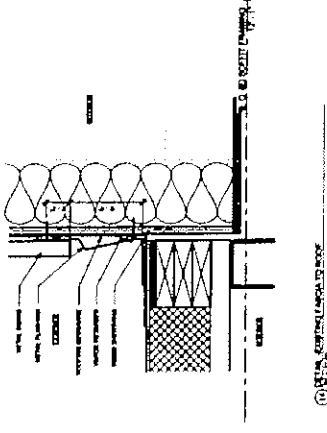
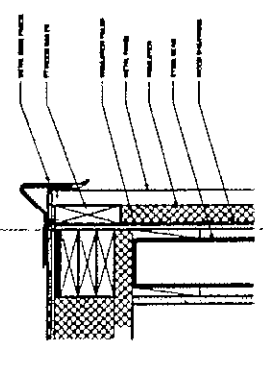
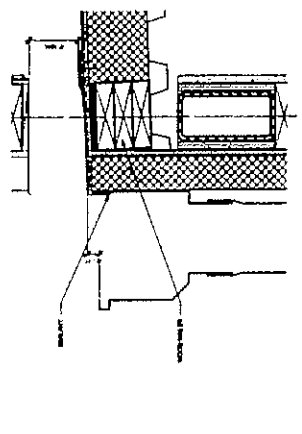
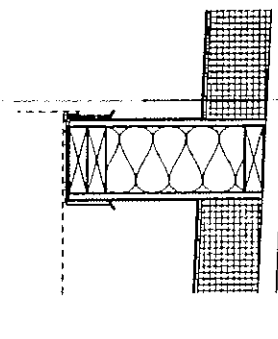
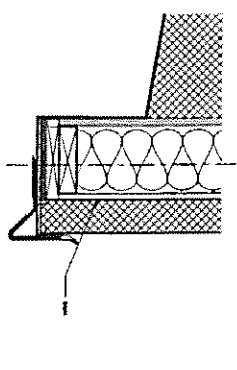
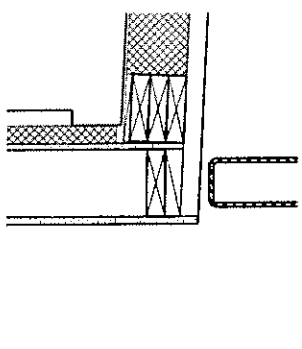
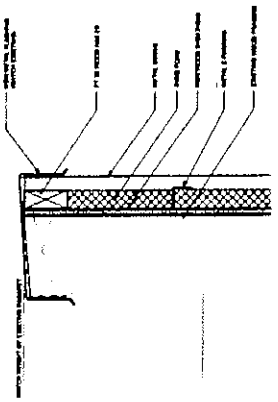
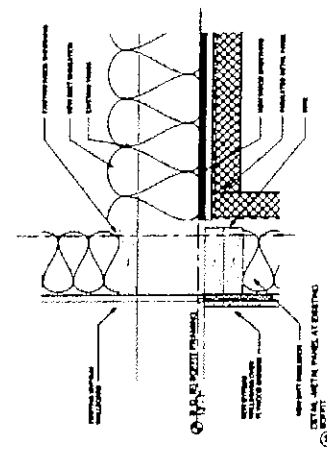
1000 WEST INTERIOR ELEVATION
10/27/10



1000 WEST INTERIOR ELEVATION
10/27/10

1 2 3 4 5 6 7 8 9 10 11 12 13 14 15 16 17 18





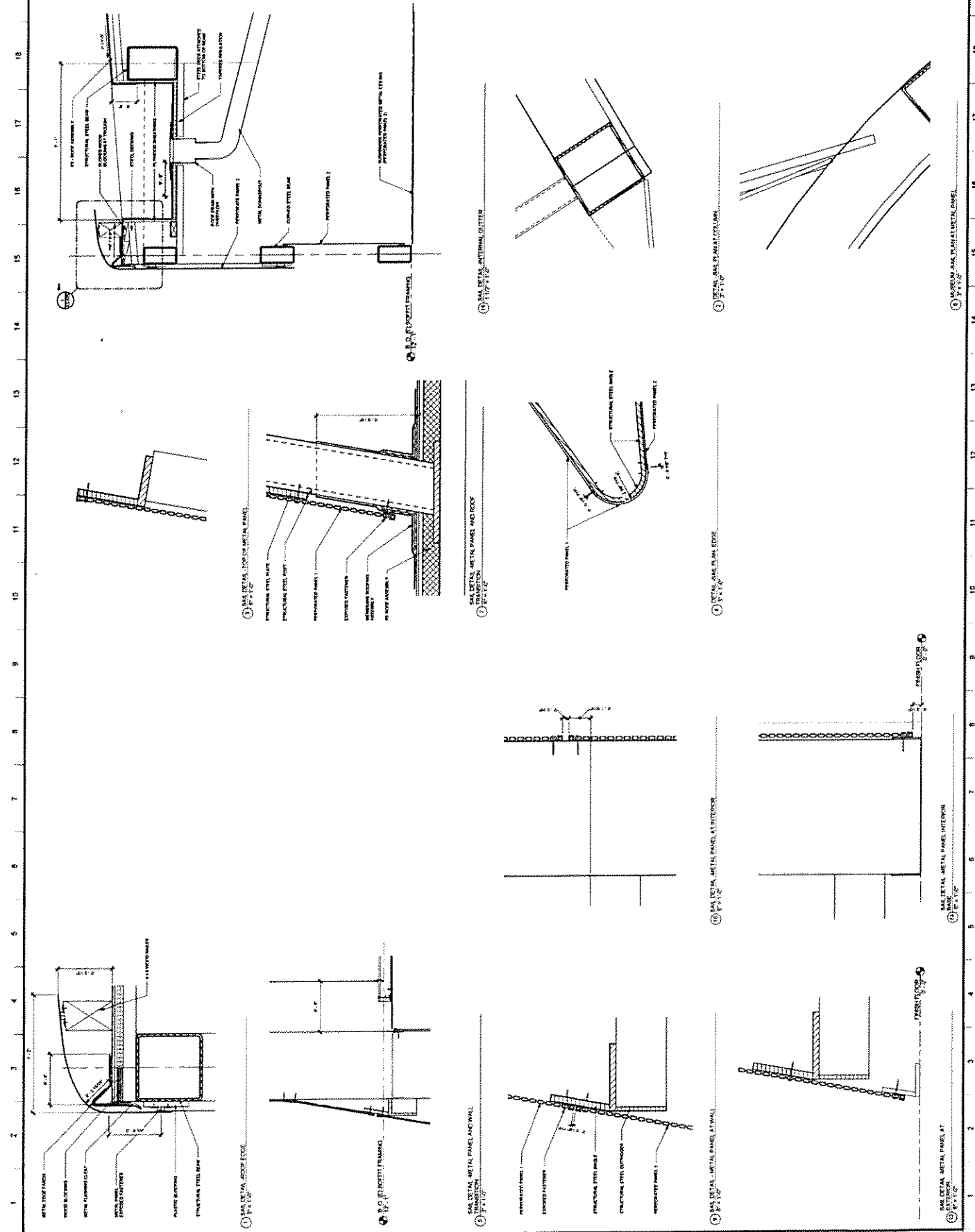
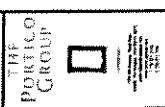
1 2 3 4 5 6 7 8 9 10 11 12 13 14 15 16 17 18

1 2 3 4 5 6 7 8 9 10 11 12 13 14 15 16 17 18

02-2024

USS BOWEN
SUBMARINE MUSEUM AND PARK
MUSEUM EXTERIOR DETAILS



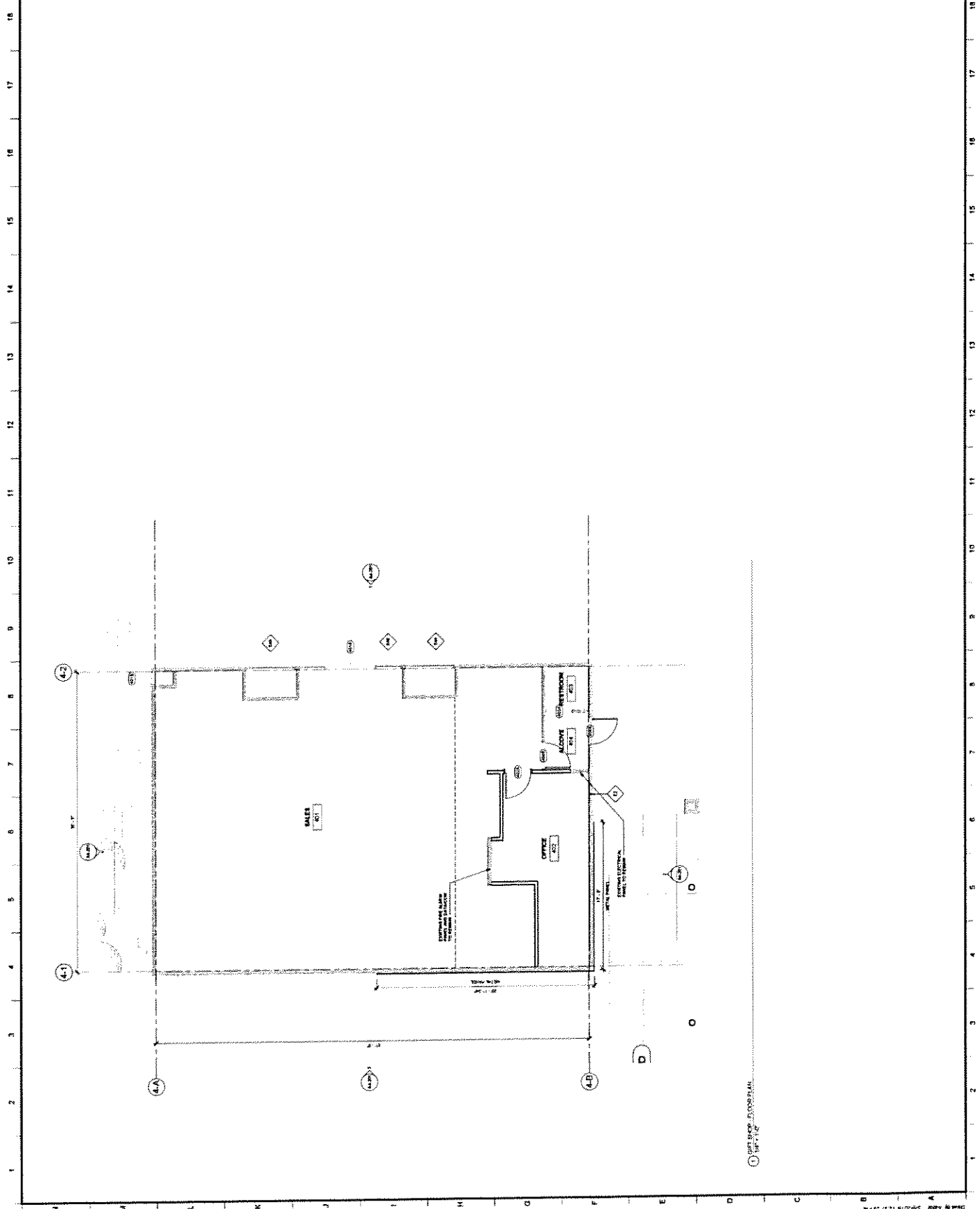


NO.	DESCRIPTION	DATE	BY	CHKD.
1	REVISION			
2	REVISION			
3	REVISION			
4	REVISION			
5	REVISION			
6	REVISION			
7	REVISION			
8	REVISION			
9	REVISION			
10	REVISION			
11	REVISION			
12	REVISION			
13	REVISION			
14	REVISION			
15	REVISION			
16	REVISION			
17	REVISION			
18	REVISION			

USS BOWFIN
SUBMARINE MUSEUM AND PARK
GIFT SHOP-SLAB AND FLOOR PLANS



NO.	REV.	DATE	BY	DESCRIPTION



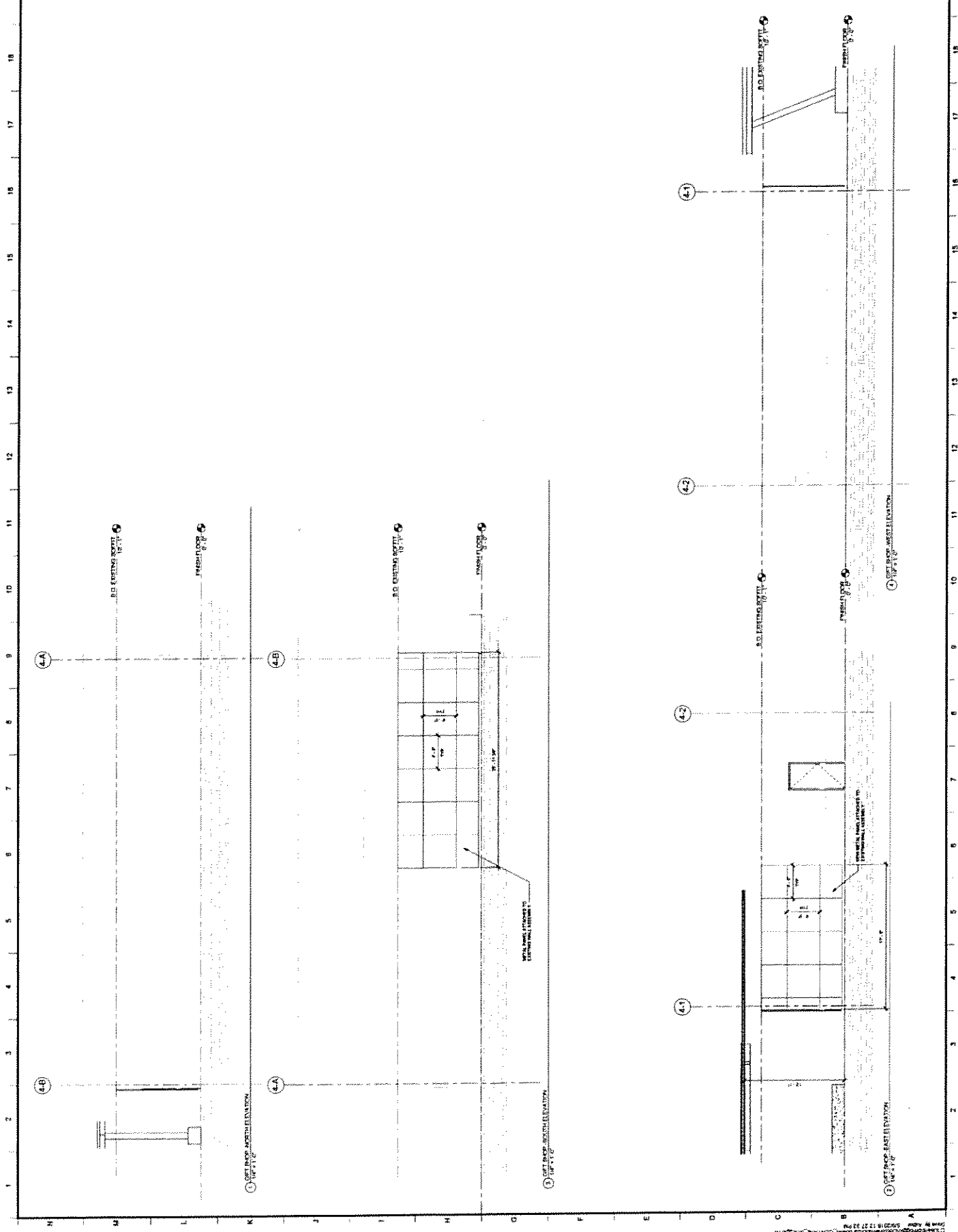
① GIFT SHOP-SLAB AND FLOOR PLAN
10/11/12

GIFT SHOP - EXTERIOR ELEVATIONS
USS BOWEN AND PARK



THE PANTICO GROUP
ARCHITECTS

DATE	DESCRIPTION
07/24	Submittal of exterior elevations





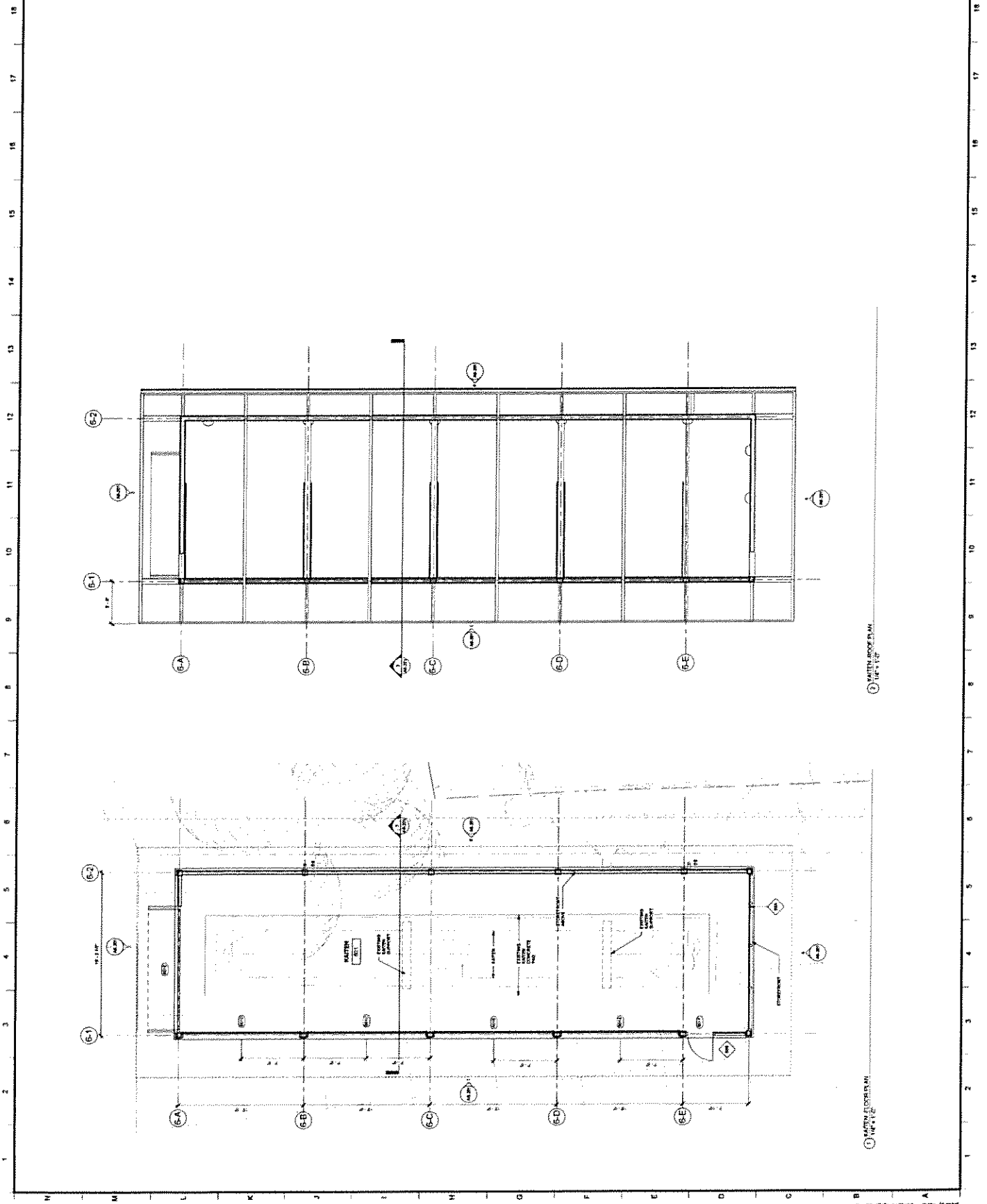
THE PORTICO GROUP
 ARCHITECTS
 1000 BAYVIEW BLVD, SUITE 100
 BALTIMORE, MD 21201
 TEL: 410.524.1000
 WWW.PORTRCO.COM

NO.	REV.	DATE	DESCRIPTION



USS BOWEN AND PARK
 SUBMARINE MUSEUM AND PARK
 KAITEN - FLOOR PLANS

AS-101



1 KAITEN DECK PLAN
 1/8" = 1'-0"

2 KAITEN DECK PLAN
 1/8" = 1'-0"

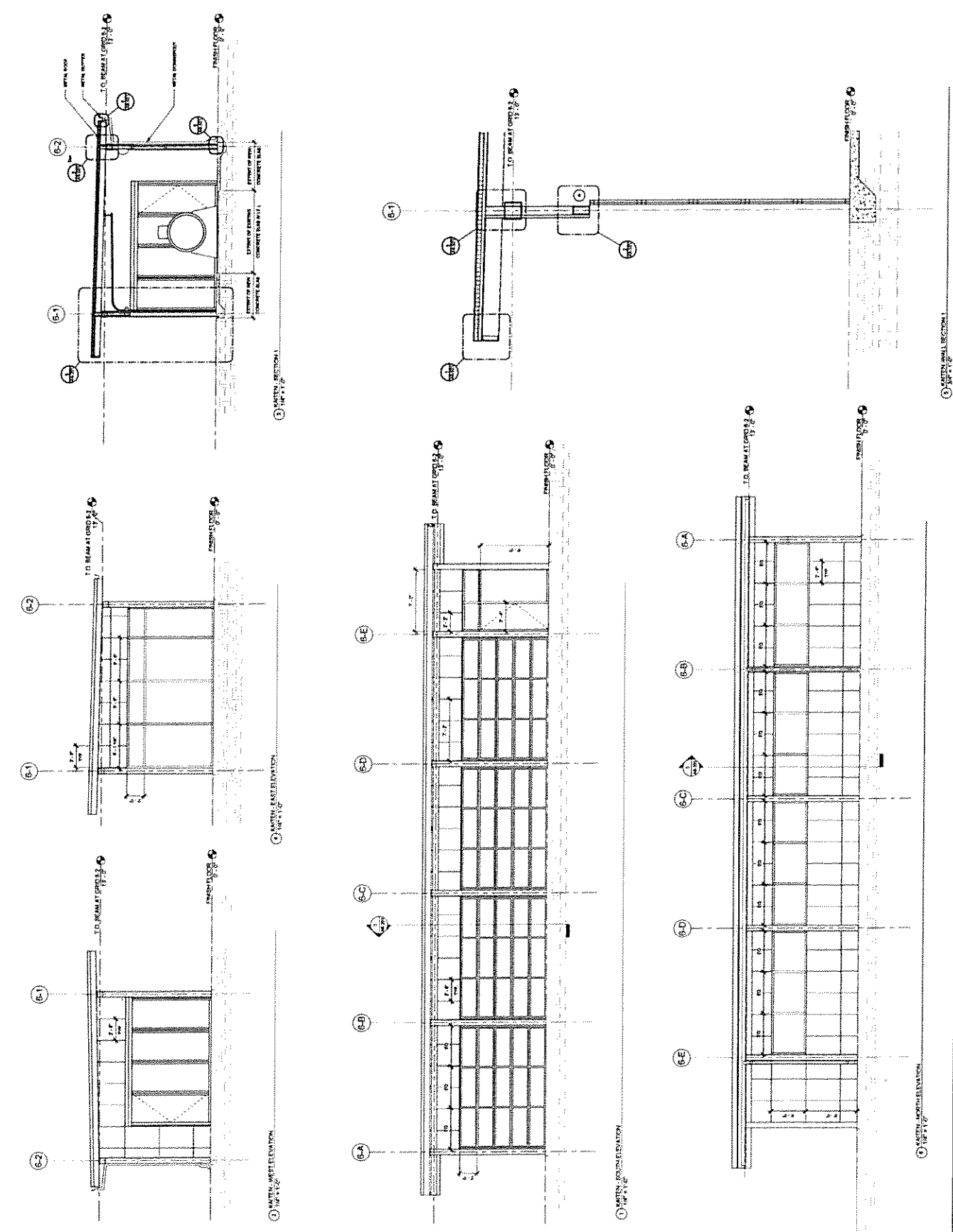
KAITEN - EXTERIOR ELEVATIONS
USS BOWFIN
SUBMARINE MUSEUM AND PARK



THE PORTICO GROUP
ARCHITECTS

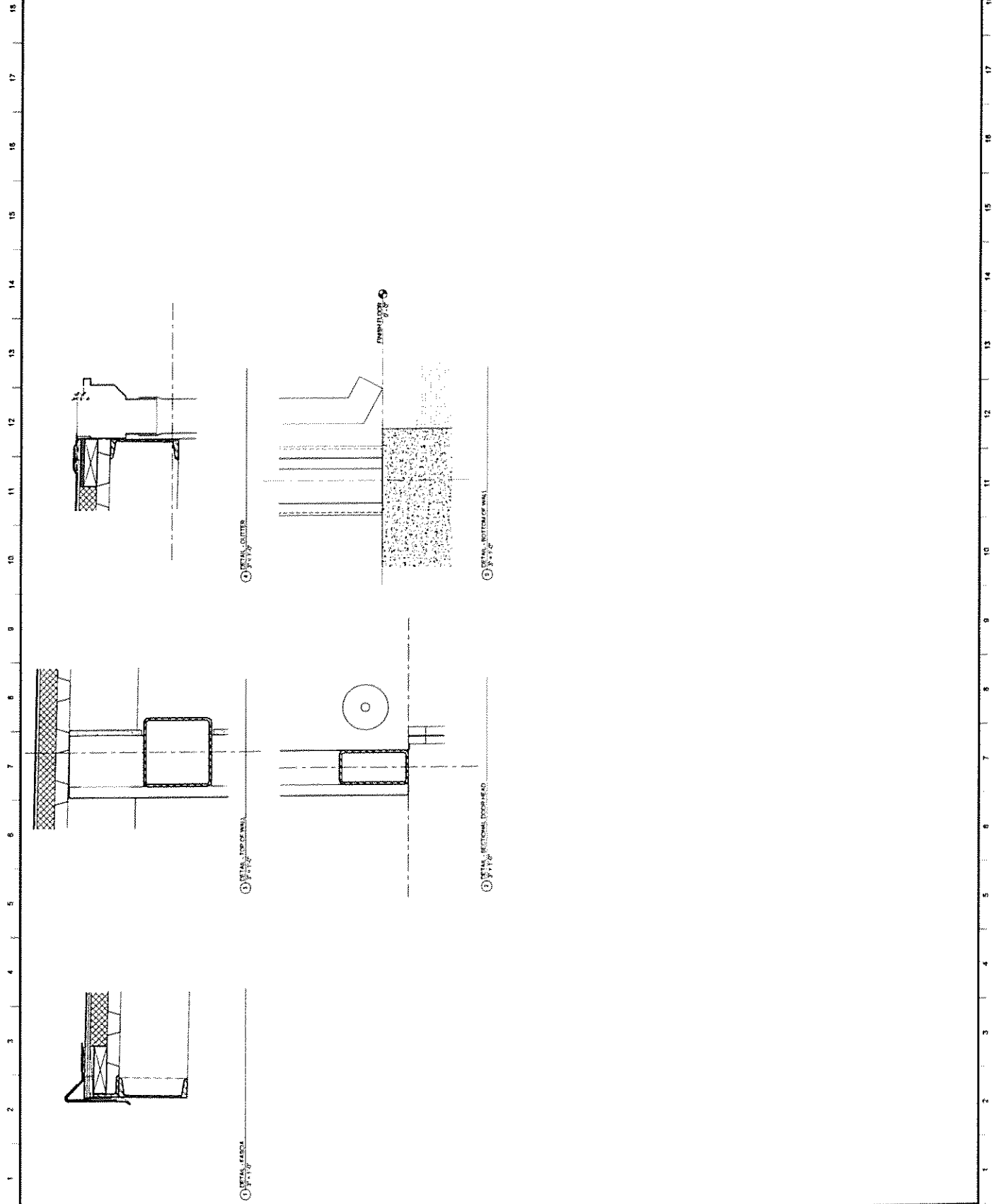


NO.	DATE	DESCRIPTION
1	08/21/12	ISSUED FOR PERMITS
2	09/10/12	ISSUED FOR PERMITS
3	10/01/12	ISSUED FOR PERMITS
4	10/01/12	ISSUED FOR PERMITS
5	10/01/12	ISSUED FOR PERMITS
6	10/01/12	ISSUED FOR PERMITS
7	10/01/12	ISSUED FOR PERMITS
8	10/01/12	ISSUED FOR PERMITS
9	10/01/12	ISSUED FOR PERMITS
10	10/01/12	ISSUED FOR PERMITS
11	10/01/12	ISSUED FOR PERMITS
12	10/01/12	ISSUED FOR PERMITS
13	10/01/12	ISSUED FOR PERMITS
14	10/01/12	ISSUED FOR PERMITS
15	10/01/12	ISSUED FOR PERMITS
16	10/01/12	ISSUED FOR PERMITS
17	10/01/12	ISSUED FOR PERMITS
18	10/01/12	ISSUED FOR PERMITS
19	10/01/12	ISSUED FOR PERMITS
20	10/01/12	ISSUED FOR PERMITS





NO.	REV.	DESCRIPTION



DOOR SCHEDULE

WALL LEGEND

- 1. FINISH: 1/2" GYP BOARD ON 2" X 4" STUDS @ 16" O.C.
- 2. FINISH: 5/8" GYP BOARD ON 2" X 4" STUDS @ 16" O.C.
- 3. FINISH: 1/2" GYP BOARD ON 2" X 4" STUDS @ 16" O.C.
- 4. FINISH: 5/8" GYP BOARD ON 2" X 4" STUDS @ 16" O.C.
- 5. FINISH: 1/2" GYP BOARD ON 2" X 4" STUDS @ 16" O.C.
- 6. FINISH: 5/8" GYP BOARD ON 2" X 4" STUDS @ 16" O.C.
- 7. FINISH: 1/2" GYP BOARD ON 2" X 4" STUDS @ 16" O.C.
- 8. FINISH: 5/8" GYP BOARD ON 2" X 4" STUDS @ 16" O.C.
- 9. FINISH: 1/2" GYP BOARD ON 2" X 4" STUDS @ 16" O.C.
- 10. FINISH: 5/8" GYP BOARD ON 2" X 4" STUDS @ 16" O.C.

DEMO NOTES

1. REMOVE EXISTING WALLS AND PARTITION WALLS.
2. REMOVE EXISTING DOORS AND PARTITION WALLS TO A MATCH EXISTING WALLS.
3. REMOVE EXISTING WALLS TO REVEAL MECHANICAL SERVICES.
4. REMOVE EXISTING WALLS TO REVEAL MECHANICAL AND ELECTRICAL SERVICES.
5. REMOVE EXISTING WALLS TO REVEAL MECHANICAL AND ELECTRICAL SERVICES.
6. REMOVE EXISTING WALLS TO REVEAL MECHANICAL AND ELECTRICAL SERVICES.
7. REMOVE EXISTING WALLS TO REVEAL MECHANICAL AND ELECTRICAL SERVICES.
8. REMOVE EXISTING WALLS TO REVEAL MECHANICAL AND ELECTRICAL SERVICES.
9. REMOVE EXISTING WALLS TO REVEAL MECHANICAL AND ELECTRICAL SERVICES.
10. REMOVE EXISTING WALLS TO REVEAL MECHANICAL AND ELECTRICAL SERVICES.

WALL SECTIONS

1. SECTION THROUGH EXISTING WALL.
2. SECTION THROUGH EXISTING WALL.
3. SECTION THROUGH EXISTING WALL.
4. SECTION THROUGH EXISTING WALL.
5. SECTION THROUGH EXISTING WALL.
6. SECTION THROUGH EXISTING WALL.
7. SECTION THROUGH EXISTING WALL.
8. SECTION THROUGH EXISTING WALL.
9. SECTION THROUGH EXISTING WALL.
10. SECTION THROUGH EXISTING WALL.

PLAN NOTES

1. DEMO EXISTING WALLS AND PARTITION WALLS TO A MATCH EXISTING WALLS.
2. DEMO EXISTING WALLS AND PARTITION WALLS TO A MATCH EXISTING WALLS.
3. DEMO EXISTING WALLS AND PARTITION WALLS TO A MATCH EXISTING WALLS.
4. DEMO EXISTING WALLS AND PARTITION WALLS TO A MATCH EXISTING WALLS.
5. DEMO EXISTING WALLS AND PARTITION WALLS TO A MATCH EXISTING WALLS.
6. DEMO EXISTING WALLS AND PARTITION WALLS TO A MATCH EXISTING WALLS.
7. DEMO EXISTING WALLS AND PARTITION WALLS TO A MATCH EXISTING WALLS.
8. DEMO EXISTING WALLS AND PARTITION WALLS TO A MATCH EXISTING WALLS.
9. DEMO EXISTING WALLS AND PARTITION WALLS TO A MATCH EXISTING WALLS.
10. DEMO EXISTING WALLS AND PARTITION WALLS TO A MATCH EXISTING WALLS.

DOOR SCHEDULE

WALL LEGEND

- 1. FINISH: 1/2" GYP BOARD ON 2" X 4" STUDS @ 16" O.C.
- 2. FINISH: 5/8" GYP BOARD ON 2" X 4" STUDS @ 16" O.C.
- 3. FINISH: 1/2" GYP BOARD ON 2" X 4" STUDS @ 16" O.C.
- 4. FINISH: 5/8" GYP BOARD ON 2" X 4" STUDS @ 16" O.C.
- 5. FINISH: 1/2" GYP BOARD ON 2" X 4" STUDS @ 16" O.C.
- 6. FINISH: 5/8" GYP BOARD ON 2" X 4" STUDS @ 16" O.C.
- 7. FINISH: 1/2" GYP BOARD ON 2" X 4" STUDS @ 16" O.C.
- 8. FINISH: 5/8" GYP BOARD ON 2" X 4" STUDS @ 16" O.C.
- 9. FINISH: 1/2" GYP BOARD ON 2" X 4" STUDS @ 16" O.C.
- 10. FINISH: 5/8" GYP BOARD ON 2" X 4" STUDS @ 16" O.C.

DEMO NOTES

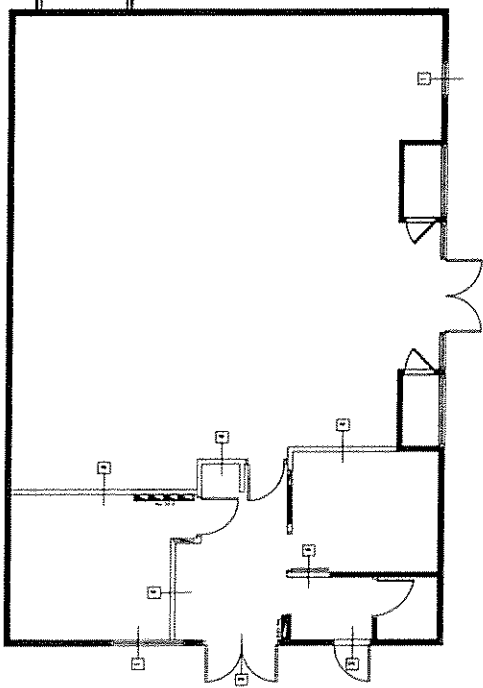
1. REMOVE EXISTING WALLS AND PARTITION WALLS.
2. REMOVE EXISTING DOORS AND PARTITION WALLS TO A MATCH EXISTING WALLS.
3. REMOVE EXISTING WALLS TO REVEAL MECHANICAL SERVICES.
4. REMOVE EXISTING WALLS TO REVEAL MECHANICAL AND ELECTRICAL SERVICES.
5. REMOVE EXISTING WALLS TO REVEAL MECHANICAL AND ELECTRICAL SERVICES.
6. REMOVE EXISTING WALLS TO REVEAL MECHANICAL AND ELECTRICAL SERVICES.
7. REMOVE EXISTING WALLS TO REVEAL MECHANICAL AND ELECTRICAL SERVICES.
8. REMOVE EXISTING WALLS TO REVEAL MECHANICAL AND ELECTRICAL SERVICES.
9. REMOVE EXISTING WALLS TO REVEAL MECHANICAL AND ELECTRICAL SERVICES.
10. REMOVE EXISTING WALLS TO REVEAL MECHANICAL AND ELECTRICAL SERVICES.

WALL SECTIONS

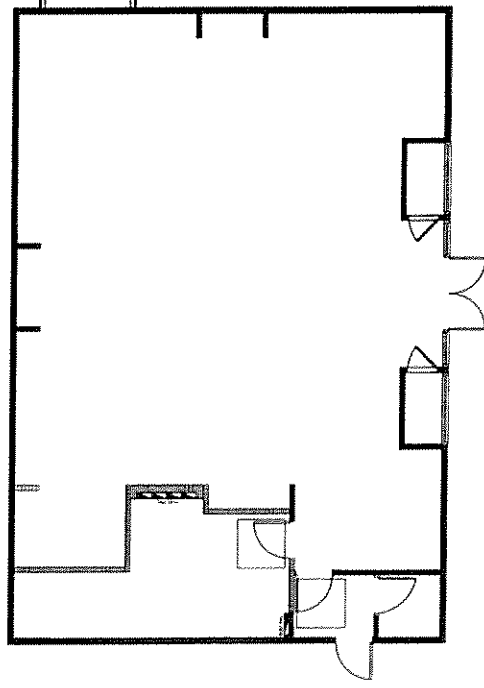
1. SECTION THROUGH EXISTING WALL.
2. SECTION THROUGH EXISTING WALL.
3. SECTION THROUGH EXISTING WALL.
4. SECTION THROUGH EXISTING WALL.
5. SECTION THROUGH EXISTING WALL.
6. SECTION THROUGH EXISTING WALL.
7. SECTION THROUGH EXISTING WALL.
8. SECTION THROUGH EXISTING WALL.
9. SECTION THROUGH EXISTING WALL.
10. SECTION THROUGH EXISTING WALL.

PLAN NOTES

1. DEMO EXISTING WALLS AND PARTITION WALLS TO A MATCH EXISTING WALLS.
2. DEMO EXISTING WALLS AND PARTITION WALLS TO A MATCH EXISTING WALLS.
3. DEMO EXISTING WALLS AND PARTITION WALLS TO A MATCH EXISTING WALLS.
4. DEMO EXISTING WALLS AND PARTITION WALLS TO A MATCH EXISTING WALLS.
5. DEMO EXISTING WALLS AND PARTITION WALLS TO A MATCH EXISTING WALLS.
6. DEMO EXISTING WALLS AND PARTITION WALLS TO A MATCH EXISTING WALLS.
7. DEMO EXISTING WALLS AND PARTITION WALLS TO A MATCH EXISTING WALLS.
8. DEMO EXISTING WALLS AND PARTITION WALLS TO A MATCH EXISTING WALLS.
9. DEMO EXISTING WALLS AND PARTITION WALLS TO A MATCH EXISTING WALLS.
10. DEMO EXISTING WALLS AND PARTITION WALLS TO A MATCH EXISTING WALLS.



EXISTING PLAN
SCALE: 1/4" = 1'-0"



PROPOSED PLAN
SCALE: 1/4" = 1'-0"

THE PORTICO GROUP

ARCHITECTS

1000 EAST 17TH AVENUE, SUITE 1000
DENVER, CO 80202
TEL: 303.733.1100
WWW.PORTICOGROUP.COM

PROJECT: USS BOWFIN SUBMARINE MUSEUM & PARK
ARCHITECT: THE PORTICO GROUP
DATE: 10/2018

ARCHITECT: THE PORTICO GROUP
1000 EAST 17TH AVENUE, SUITE 1000
DENVER, CO 80202
TEL: 303.733.1100
WWW.PORTICOGROUP.COM

PROJECT: USS BOWFIN SUBMARINE MUSEUM & PARK
ARCHITECT: THE PORTICO GROUP
DATE: 10/2018

USS BOWFIN
SUBMARINE
MUSEUM & PARK

PROJECT NUMBER: 18-001
DATE: 10/2018
SCALE: 1/4" = 1'-0"

ARCHITECT: THE PORTICO GROUP
1000 EAST 17TH AVENUE, SUITE 1000
DENVER, CO 80202
TEL: 303.733.1100
WWW.PORTICOGROUP.COM

EXISTING / DEMO PLAN
PROPOSED
HIGHWALL PLAN

GS-1



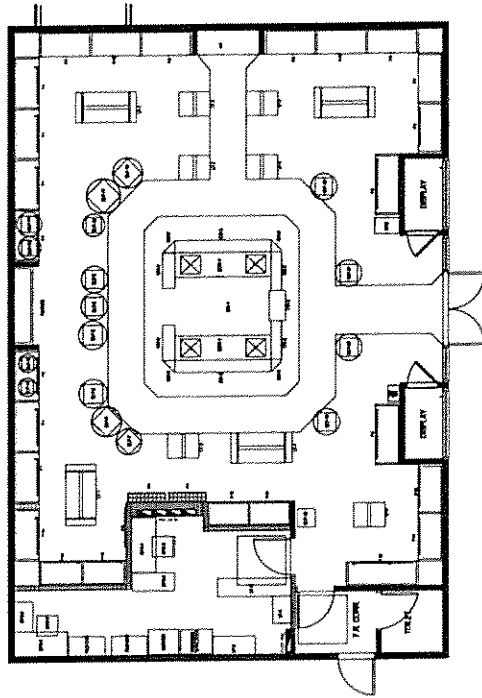
ARCHITECTS
 1000 BROADWAY, SUITE 1000
 NEW YORK, NY 10018
 TEL: 212 693 9000
 WWW.PONTICOGROUP.COM

GENERAL CONTRACTOR
 1000 BROADWAY, SUITE 1000
 NEW YORK, NY 10018
 TEL: 212 693 9000
 WWW.PONTICOGROUP.COM


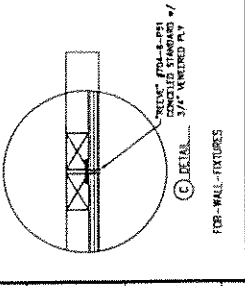
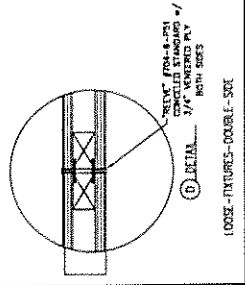
GENERAL CONTRACTOR
 1000 BROADWAY, SUITE 1000
 NEW YORK, NY 10018
 TEL: 212 693 9000
 WWW.PONTICOGROUP.COM

PRELIMINARY DESIGN
 DATE: 10/15/10
 DRAWING NO: 100-0000-0000
 SHEET NO: 100-0000-0000

FURNITURE PLAN
 SCALE: 1/8"=1'-0"



FLOOR FURNITURE DETAILS



--	--	--	--	--	--	--	--	--	--

1 2 3 4 5 6 7 8 9 10 11 12 13 14 15 16 17 18

19 20 21 22 23 24 25 26 27 28 29 30 31 32 33 34 35 36 37 38 39 40 41 42 43 44 45 46 47 48 49 50 51 52 53 54 55 56 57 58 59 60 61 62 63 64 65 66 67 68 69 70 71 72 73 74 75 76 77 78 79 80 81 82 83 84 85 86 87 88 89 90 91 92 93 94 95 96 97 98 99 100



THE PORTICO GROUP
 ARCHITECTS
 1000 BROADWAY, SUITE 1000
 NEW YORK, NY 10018
 TEL: 212 693 7000
 WWW.PORTICOGROUP.COM

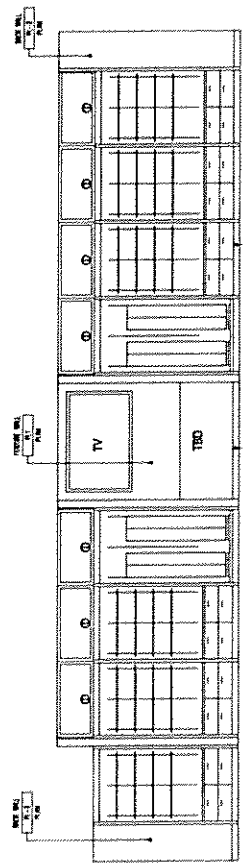
USS BOWFIN
 SUBMARINE
 MUSEUM & PARK

PROPOSED FINISHES SCHEDULE

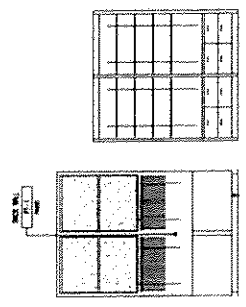
NO.	FINISH	DESCRIPTION
1	WOOD	...
2	PAINT	...
3	GLASS	...
4	STONE	...
5	CEILING	...
6	FLOOR	...
7	WALL	...
8	DOOR	...
9	WINDOW	...
10
11
12
13
14
15
16
17
18
19
20

GS4

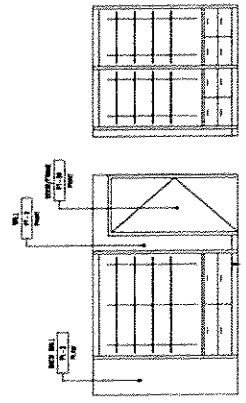
1 2 3 4 5 6 7 8 9 10 11 12 13 14 15 16 17 18



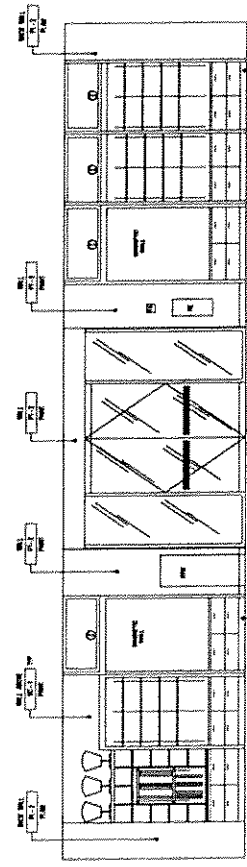
1 ELEVATION
SCALE: 3/8"=1'-0"



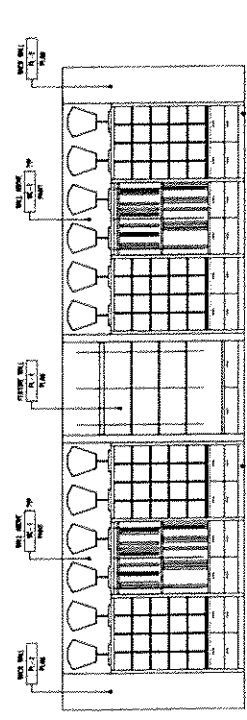
2 ELEVATION
SCALE: 3/8"=1'-0"



3 ELEVATION
SCALE: 3/8"=1'-0"



4 ELEVATION
SCALE: 3/8"=1'-0"



5 ELEVATION
SCALE: 3/8"=1'-0"

FINISHES SCHEDULE

1 2 3 4 5 6 7 8 9 10 11 12 13 14 15 16 17 18

THE
PONTICO
GROUP



FOR THE ARCHITECT'S USE ONLY
DO NOT SCALE DRAWINGS
ALL DIMENSIONS IN INCHES
UNLESS OTHERWISE NOTED
ALL MATERIALS TO BE AS SHOWN
OR AS NOTED IN THE SPECIFICATIONS
ALL WORK TO BE DONE IN ACCORDANCE
WITH THE LATEST EDITIONS OF THE
CONSOLIDATED NATIONAL BUILDING
CODES AND ALL APPLICABLE
LOCAL ORDINANCES
FOR THE CONTRACTOR'S USE ONLY
DO NOT SCALE DRAWINGS
ALL DIMENSIONS IN INCHES
UNLESS OTHERWISE NOTED
ALL MATERIALS TO BE AS SHOWN
OR AS NOTED IN THE SPECIFICATIONS
ALL WORK TO BE DONE IN ACCORDANCE
WITH THE LATEST EDITIONS OF THE
CONSOLIDATED NATIONAL BUILDING
CODES AND ALL APPLICABLE
LOCAL ORDINANCES

USS BOWFIN
SUBMARINE
MUSEUM & PARK

PROPOSED PERIMETER
FIXTURE DETAILS

GS-5

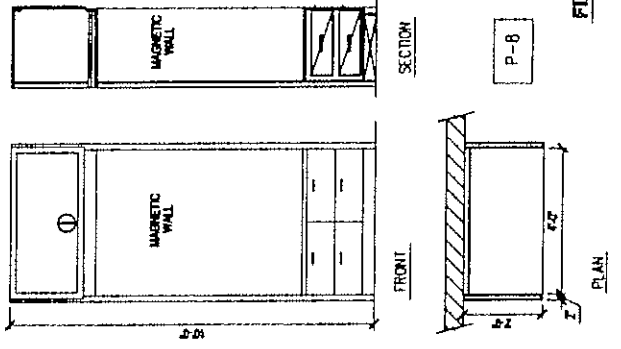
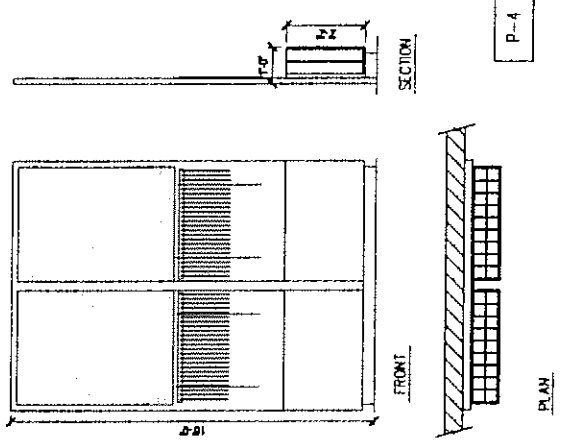


FIGURE DETAILS
SCALE 3/8" = 1'-0"

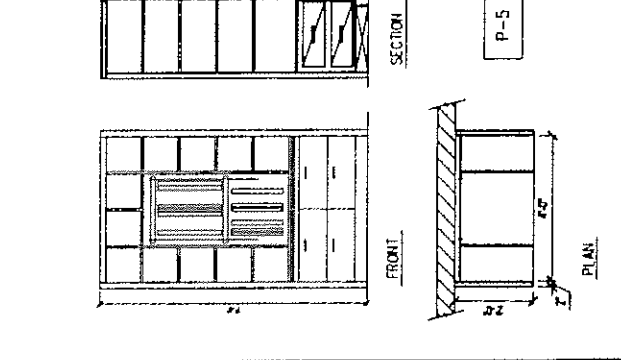
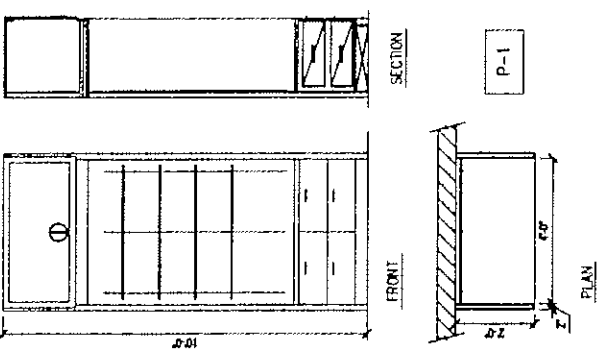
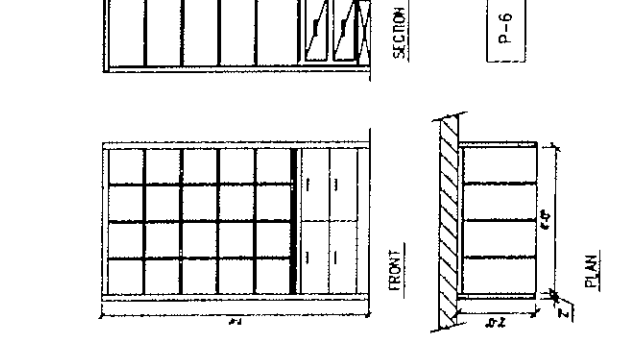
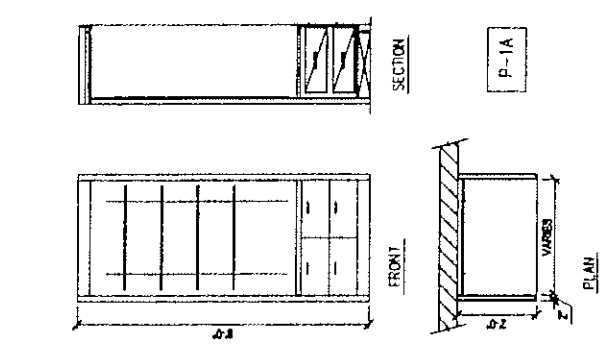
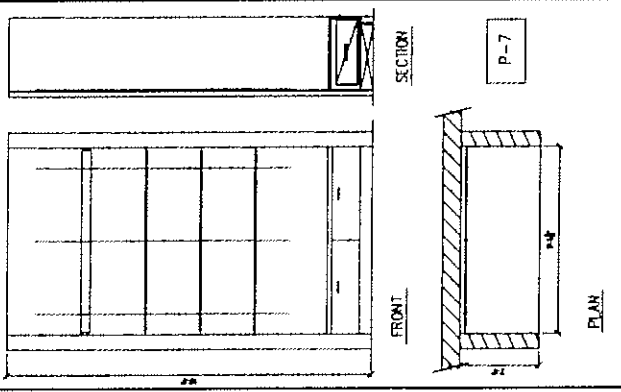
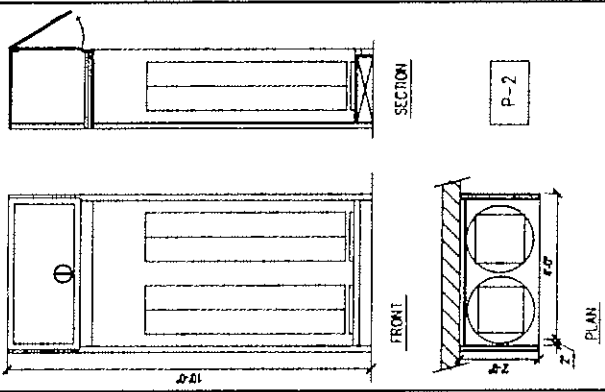




Table with columns for page numbers (10, 11, 12, 13, 14, 15, 16, 17, 18, 19, 20) and corresponding section titles.

STRUCTURAL STEEL FRAMING:

- 1. STRUCTURAL STEEL SHALL BE SUPPLIED, MANUFACTURED AND DELIVERED IN ACCORDANCE WITH THE REQUIREMENTS OF THE STRUCTURAL STEEL SPECIFICATION FOR STRUCTURAL STEEL...
2. THE STRUCTURAL STEEL MANUFACTURER AND STEEL ERECTOR SHALL SUBMIT TO THE ARCHITECT...
3. STRUCTURAL STEEL MEMBERS SHALL CONFORM TO ONE OF THE FOLLOWING...
4. ALL CONNECTIONS SHALL BE DESIGNED AND DETAILLED IN ACCORDANCE WITH THE AISC MANUAL OF STEEL CONSTRUCTION...
5. ALL CONNECTIONS SHALL BE DESIGNED AND DETAILLED IN ACCORDANCE WITH THE AISC MANUAL OF STEEL CONSTRUCTION...

FOUNDATIONS:

- 1. FOUNDATION DESIGN SHALL BE BASED ON THE GEOTECHNICAL DATA PROVIDED BY THE GEOTECHNICAL ENGINEER...
2. FOUNDATION DESIGN SHALL BE BASED ON THE GEOTECHNICAL DATA PROVIDED BY THE GEOTECHNICAL ENGINEER...
3. FOUNDATION DESIGN SHALL BE BASED ON THE GEOTECHNICAL DATA PROVIDED BY THE GEOTECHNICAL ENGINEER...
4. FOUNDATION DESIGN SHALL BE BASED ON THE GEOTECHNICAL DATA PROVIDED BY THE GEOTECHNICAL ENGINEER...

REINFORCED CONCRETE:

- 1. THE DESIGN AND CONSTRUCTION OF REINFORCED CONCRETE SHALL CONFORM TO THE REQUIREMENTS OF THE ACI 318 BUILDING CODE AND THE INTERNATIONAL BUILDING CODE...
2. REINFORCED CONCRETE SHALL BE DESIGNED AND DETAILLED IN ACCORDANCE WITH THE ACI 318 BUILDING CODE...
3. REINFORCED CONCRETE SHALL BE DESIGNED AND DETAILLED IN ACCORDANCE WITH THE ACI 318 BUILDING CODE...
4. REINFORCED CONCRETE SHALL BE DESIGNED AND DETAILLED IN ACCORDANCE WITH THE ACI 318 BUILDING CODE...

EXISTING CONSTRUCTION:

- 1. THE ARCHITECT SHALL BE RESPONSIBLE FOR THE VERIFICATION OF THE EXISTING CONSTRUCTION...
2. THE ARCHITECT SHALL BE RESPONSIBLE FOR THE VERIFICATION OF THE EXISTING CONSTRUCTION...
3. THE ARCHITECT SHALL BE RESPONSIBLE FOR THE VERIFICATION OF THE EXISTING CONSTRUCTION...
4. THE ARCHITECT SHALL BE RESPONSIBLE FOR THE VERIFICATION OF THE EXISTING CONSTRUCTION...

DESIGN CRITERIA:

- 1. THE STRUCTURAL DESIGN SHALL BE BASED ON THE PROVISIONS OF THE INTERNATIONAL BUILDING CODE AND THE ACI 318 BUILDING CODE...
2. THE STRUCTURAL DESIGN SHALL BE BASED ON THE PROVISIONS OF THE INTERNATIONAL BUILDING CODE AND THE ACI 318 BUILDING CODE...
3. THE STRUCTURAL DESIGN SHALL BE BASED ON THE PROVISIONS OF THE INTERNATIONAL BUILDING CODE AND THE ACI 318 BUILDING CODE...
4. THE STRUCTURAL DESIGN SHALL BE BASED ON THE PROVISIONS OF THE INTERNATIONAL BUILDING CODE AND THE ACI 318 BUILDING CODE...

GENERAL NOTES:

- 1. THE CONTRACTOR SHALL BE RESPONSIBLE FOR THE VERIFICATION OF THE EXISTING CONSTRUCTION...
2. THE CONTRACTOR SHALL BE RESPONSIBLE FOR THE VERIFICATION OF THE EXISTING CONSTRUCTION...
3. THE CONTRACTOR SHALL BE RESPONSIBLE FOR THE VERIFICATION OF THE EXISTING CONSTRUCTION...
4. THE CONTRACTOR SHALL BE RESPONSIBLE FOR THE VERIFICATION OF THE EXISTING CONSTRUCTION...

CONSTRUCTION PROCEDURES & SAFETY REQUIREMENTS:

- 1. THE CONTRACTOR SHALL BE RESPONSIBLE FOR THE VERIFICATION OF THE EXISTING CONSTRUCTION...
2. THE CONTRACTOR SHALL BE RESPONSIBLE FOR THE VERIFICATION OF THE EXISTING CONSTRUCTION...
3. THE CONTRACTOR SHALL BE RESPONSIBLE FOR THE VERIFICATION OF THE EXISTING CONSTRUCTION...
4. THE CONTRACTOR SHALL BE RESPONSIBLE FOR THE VERIFICATION OF THE EXISTING CONSTRUCTION...

FOUNDATION PLAN NOTES:

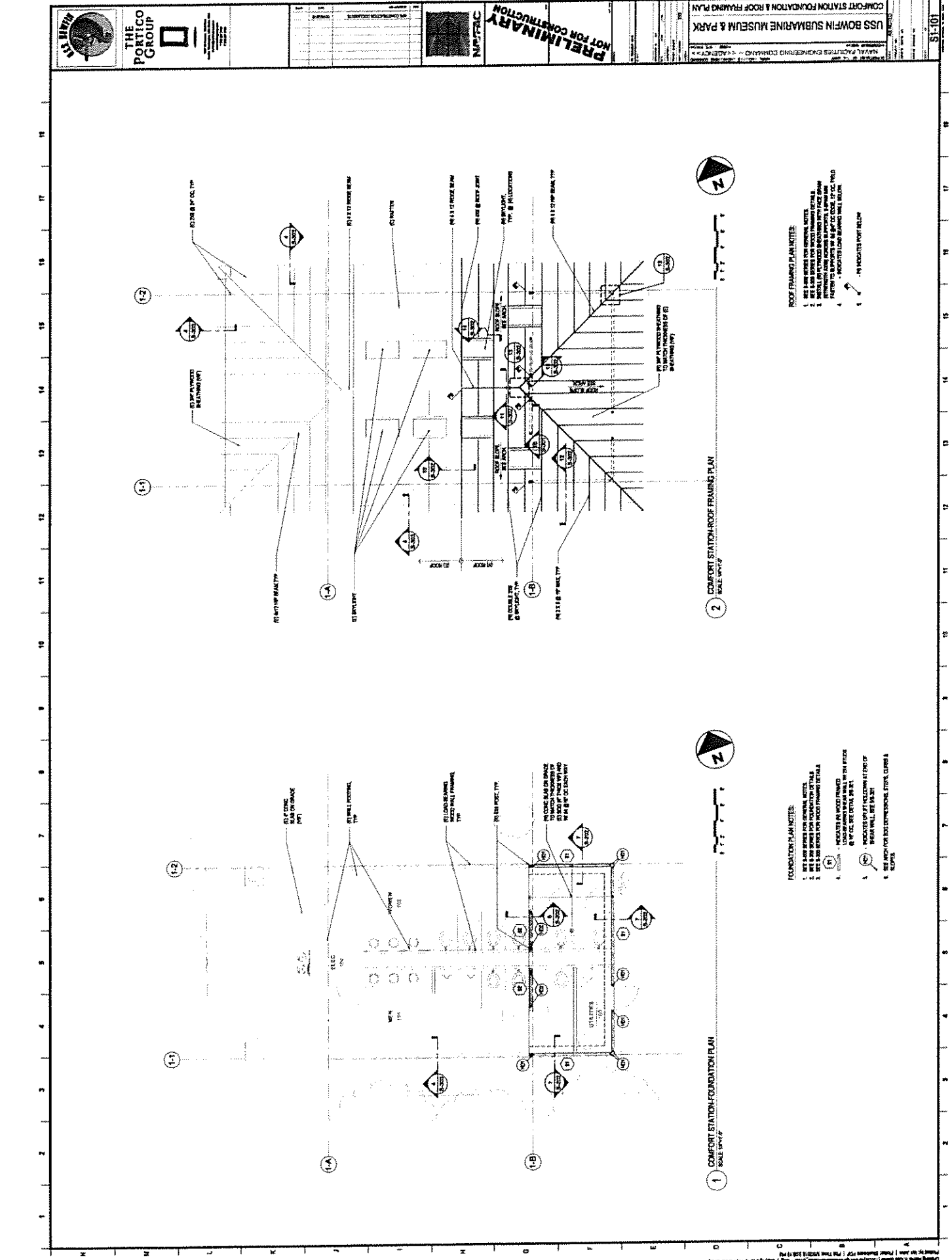
- SEE ALL DIMENSIONS FOR SPACING, HEIGHTS, AND ELEVATIONS.
- ALL DIMENSIONS ARE TO FACE UNLESS OTHERWISE NOTED.
- ALL DIMENSIONS ARE TO FACE UNLESS OTHERWISE NOTED.
- ALL DIMENSIONS ARE TO FACE UNLESS OTHERWISE NOTED.
- ALL DIMENSIONS ARE TO FACE UNLESS OTHERWISE NOTED.
- ALL DIMENSIONS ARE TO FACE UNLESS OTHERWISE NOTED.
- ALL DIMENSIONS ARE TO FACE UNLESS OTHERWISE NOTED.
- ALL DIMENSIONS ARE TO FACE UNLESS OTHERWISE NOTED.
- ALL DIMENSIONS ARE TO FACE UNLESS OTHERWISE NOTED.
- ALL DIMENSIONS ARE TO FACE UNLESS OTHERWISE NOTED.

ROOF FRAMING PLAN NOTES:

- SEE ALL DIMENSIONS FOR SPACING, HEIGHTS, AND ELEVATIONS.
- ALL DIMENSIONS ARE TO FACE UNLESS OTHERWISE NOTED.
- ALL DIMENSIONS ARE TO FACE UNLESS OTHERWISE NOTED.
- ALL DIMENSIONS ARE TO FACE UNLESS OTHERWISE NOTED.
- ALL DIMENSIONS ARE TO FACE UNLESS OTHERWISE NOTED.
- ALL DIMENSIONS ARE TO FACE UNLESS OTHERWISE NOTED.
- ALL DIMENSIONS ARE TO FACE UNLESS OTHERWISE NOTED.
- ALL DIMENSIONS ARE TO FACE UNLESS OTHERWISE NOTED.
- ALL DIMENSIONS ARE TO FACE UNLESS OTHERWISE NOTED.
- ALL DIMENSIONS ARE TO FACE UNLESS OTHERWISE NOTED.


1 COMFORT STATION FOUNDATION PLAN
SCALE: 1/8"=1'-0"

2 COMFORT STATION ROOF FRAMING PLAN
SCALE: 1/8"=1'-0"



THE PONTICO GROUP

NO.	DESCRIPTION	DATE



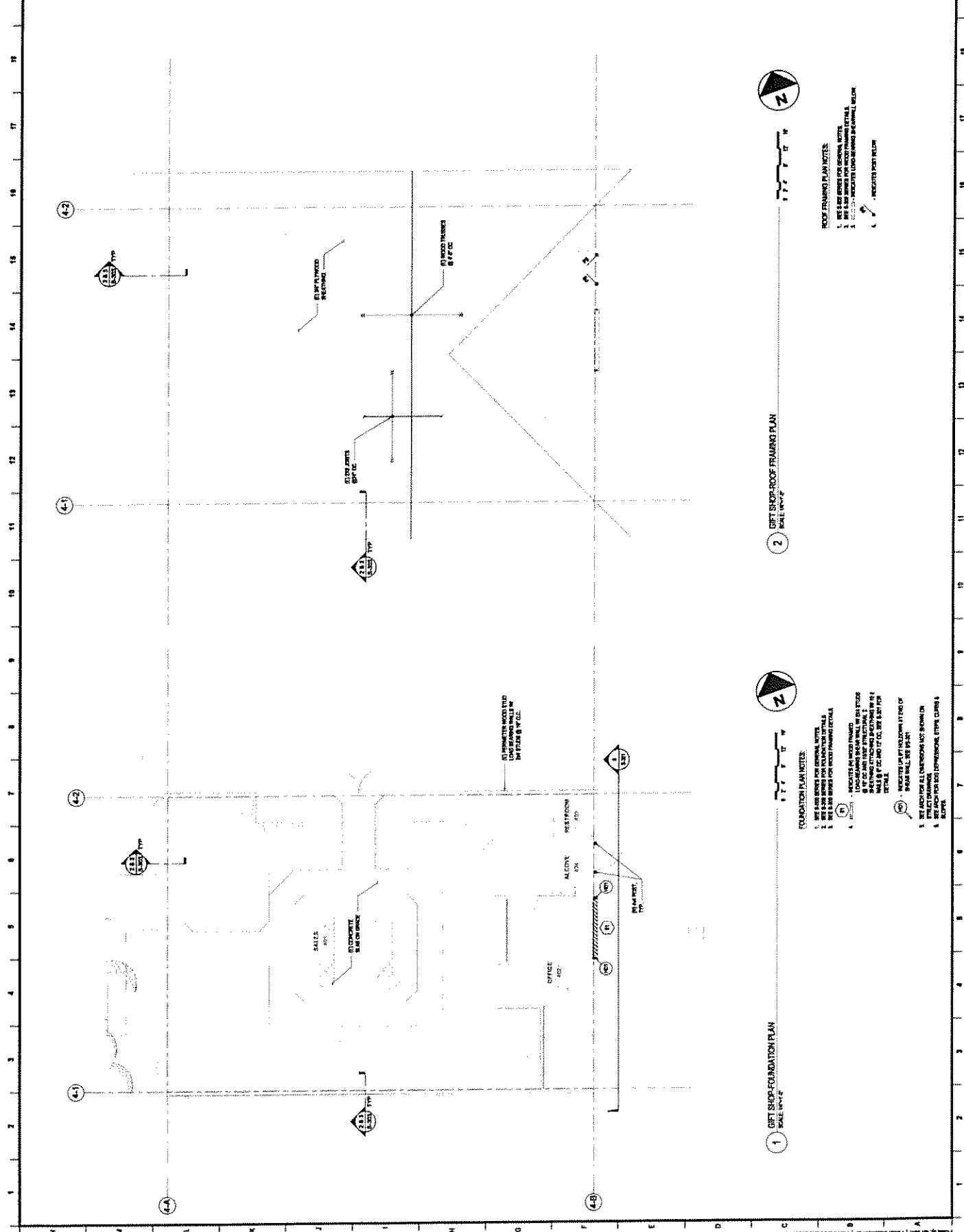
PRELIMINARY
NOT FOR CONSTRUCTION

NO.	DESCRIPTION	DATE

U.S. BOWEN SUBMARINE MUSEUM & PARK
COMFORT STATION FOUNDATION & ROOF FRAMING PLAN



NO.	DATE	DESCRIPTION



1 1/8" = 1'-0"

2 1/8" = 1'-0"

3 1/8" = 1'-0"

4 1/8" = 1'-0"

5 1/8" = 1'-0"

6 1/8" = 1'-0"

7 1/8" = 1'-0"

8 1/8" = 1'-0"

9 1/8" = 1'-0"

10 1/8" = 1'-0"

11 1/8" = 1'-0"

12 1/8" = 1'-0"

13 1/8" = 1'-0"

14 1/8" = 1'-0"

15 1/8" = 1'-0"

16 1/8" = 1'-0"

17 1/8" = 1'-0"

18 1/8" = 1'-0"

19 1/8" = 1'-0"

20 1/8" = 1'-0"

21 1/8" = 1'-0"

22 1/8" = 1'-0"

23 1/8" = 1'-0"

24 1/8" = 1'-0"

25 1/8" = 1'-0"

26 1/8" = 1'-0"

27 1/8" = 1'-0"

28 1/8" = 1'-0"

29 1/8" = 1'-0"

30 1/8" = 1'-0"

31 1/8" = 1'-0"

32 1/8" = 1'-0"

33 1/8" = 1'-0"

34 1/8" = 1'-0"

35 1/8" = 1'-0"

36 1/8" = 1'-0"

37 1/8" = 1'-0"

38 1/8" = 1'-0"

39 1/8" = 1'-0"

40 1/8" = 1'-0"

41 1/8" = 1'-0"

42 1/8" = 1'-0"

43 1/8" = 1'-0"

44 1/8" = 1'-0"

45 1/8" = 1'-0"

46 1/8" = 1'-0"

47 1/8" = 1'-0"

48 1/8" = 1'-0"

49 1/8" = 1'-0"

50 1/8" = 1'-0"

51 1/8" = 1'-0"

52 1/8" = 1'-0"

53 1/8" = 1'-0"

54 1/8" = 1'-0"

55 1/8" = 1'-0"

56 1/8" = 1'-0"

57 1/8" = 1'-0"

58 1/8" = 1'-0"

59 1/8" = 1'-0"

60 1/8" = 1'-0"

61 1/8" = 1'-0"

62 1/8" = 1'-0"

63 1/8" = 1'-0"

64 1/8" = 1'-0"

65 1/8" = 1'-0"

66 1/8" = 1'-0"

67 1/8" = 1'-0"

68 1/8" = 1'-0"

69 1/8" = 1'-0"

70 1/8" = 1'-0"

71 1/8" = 1'-0"

72 1/8" = 1'-0"

73 1/8" = 1'-0"

74 1/8" = 1'-0"

75 1/8" = 1'-0"

76 1/8" = 1'-0"

77 1/8" = 1'-0"

78 1/8" = 1'-0"

79 1/8" = 1'-0"

80 1/8" = 1'-0"

81 1/8" = 1'-0"

82 1/8" = 1'-0"

83 1/8" = 1'-0"

84 1/8" = 1'-0"

85 1/8" = 1'-0"

86 1/8" = 1'-0"

87 1/8" = 1'-0"

88 1/8" = 1'-0"

89 1/8" = 1'-0"

90 1/8" = 1'-0"

91 1/8" = 1'-0"

92 1/8" = 1'-0"

93 1/8" = 1'-0"

94 1/8" = 1'-0"

95 1/8" = 1'-0"

96 1/8" = 1'-0"

97 1/8" = 1'-0"

98 1/8" = 1'-0"

99 1/8" = 1'-0"

100 1/8" = 1'-0"

101 1/8" = 1'-0"

102 1/8" = 1'-0"

103 1/8" = 1'-0"

104 1/8" = 1'-0"

105 1/8" = 1'-0"

106 1/8" = 1'-0"

107 1/8" = 1'-0"

108 1/8" = 1'-0"

109 1/8" = 1'-0"

110 1/8" = 1'-0"

111 1/8" = 1'-0"

112 1/8" = 1'-0"

113 1/8" = 1'-0"

114 1/8" = 1'-0"

115 1/8" = 1'-0"

116 1/8" = 1'-0"

117 1/8" = 1'-0"

118 1/8" = 1'-0"

119 1/8" = 1'-0"

120 1/8" = 1'-0"

121 1/8" = 1'-0"

122 1/8" = 1'-0"

123 1/8" = 1'-0"

124 1/8" = 1'-0"

125 1/8" = 1'-0"

126 1/8" = 1'-0"

127 1/8" = 1'-0"

128 1/8" = 1'-0"

129 1/8" = 1'-0"

130 1/8" = 1'-0"

131 1/8" = 1'-0"

132 1/8" = 1'-0"

133 1/8" = 1'-0"

134 1/8" = 1'-0"

135 1/8" = 1'-0"

136 1/8" = 1'-0"

137 1/8" = 1'-0"

138 1/8" = 1'-0"

139 1/8" = 1'-0"

140 1/8" = 1'-0"

141 1/8" = 1'-0"

142 1/8" = 1'-0"

143 1/8" = 1'-0"

144 1/8" = 1'-0"

145 1/8" = 1'-0"

146 1/8" = 1'-0"

147 1/8" = 1'-0"

148 1/8" = 1'-0"

149 1/8" = 1'-0"

150 1/8" = 1'-0"

151 1/8" = 1'-0"

152 1/8" = 1'-0"

153 1/8" = 1'-0"

154 1/8" = 1'-0"

155 1/8" = 1'-0"

156 1/8" = 1'-0"

157 1/8" = 1'-0"

158 1/8" = 1'-0"

159 1/8" = 1'-0"

160 1/8" = 1'-0"

161 1/8" = 1'-0"

162 1/8" = 1'-0"

163 1/8" = 1'-0"

164 1/8" = 1'-0"

165 1/8" = 1'-0"

166 1/8" = 1'-0"

167 1/8" = 1'-0"

168 1/8" = 1'-0"

169 1/8" = 1'-0"

170 1/8" = 1'-0"

171 1/8" = 1'-0"

172 1/8" = 1'-0"

173 1/8" = 1'-0"

174 1/8" = 1'-0"

175 1/8" = 1'-0"

176 1/8" = 1'-0"

177 1/8" = 1'-0"

178 1/8" = 1'-0"

179 1/8" = 1'-0"

180 1/8" = 1'-0"

181 1/8" = 1'-0"

182 1/8" = 1'-0"

183 1/8" = 1'-0"

184 1/8" = 1'-0"

185 1/8" = 1'-0"

186 1/8" = 1'-0"

187 1/8" = 1'-0"

188 1/8" = 1'-0"

189 1/8" = 1'-0"

190 1/8" = 1'-0"

191 1/8" = 1'-0"

192 1/8" = 1'-0"

193 1/8" = 1'-0"

194 1/8" = 1'-0"

195 1/8" = 1'-0"

196 1/8" = 1'-0"

197 1/8" = 1'-0"

198 1/8" = 1'-0"

199 1/8" = 1'-0"

200 1/8" = 1'-0"

201 1/8" = 1'-0"

202 1/8" = 1'-0"

203 1/8" = 1'-0"

204 1/8" = 1'-0"

205 1/8" = 1'-0"

206 1/8" = 1'-0"

207 1/8" = 1'-0"

208 1/8" = 1'-0"

209 1/8" = 1'-0"

210 1/8" = 1'-0"

211 1/8" = 1'-0"

212 1/8" = 1'-0"

213 1/8" = 1'-0"

214 1/8" = 1'-0"

215 1/8" = 1'-0"

216 1/8" = 1'-0"

217 1/8" = 1'-0"

218 1/8" = 1'-0"

219 1/8" = 1'-0"

220 1/8" = 1'-0"

221 1/8" = 1'-0"

222 1/8" = 1'-0"

223 1/8" = 1'-0"

224 1/8" = 1'-0"

225 1/8" = 1'-0"

226 1/8" = 1'-0"

227 1/8" = 1'-0"

228 1/8" = 1'-0"

229 1/8" = 1'-0"

230 1/8" = 1'-0"

231 1/8" = 1'-0"

232 1/8" = 1'-0"

233 1/8" = 1'-0"

234 1/8" = 1'-0"

235 1/8" = 1'-0"

236 1/8" = 1'-0"

237 1/8" = 1'-0"

238 1/8" = 1'-0"

239 1/8" = 1'-0"

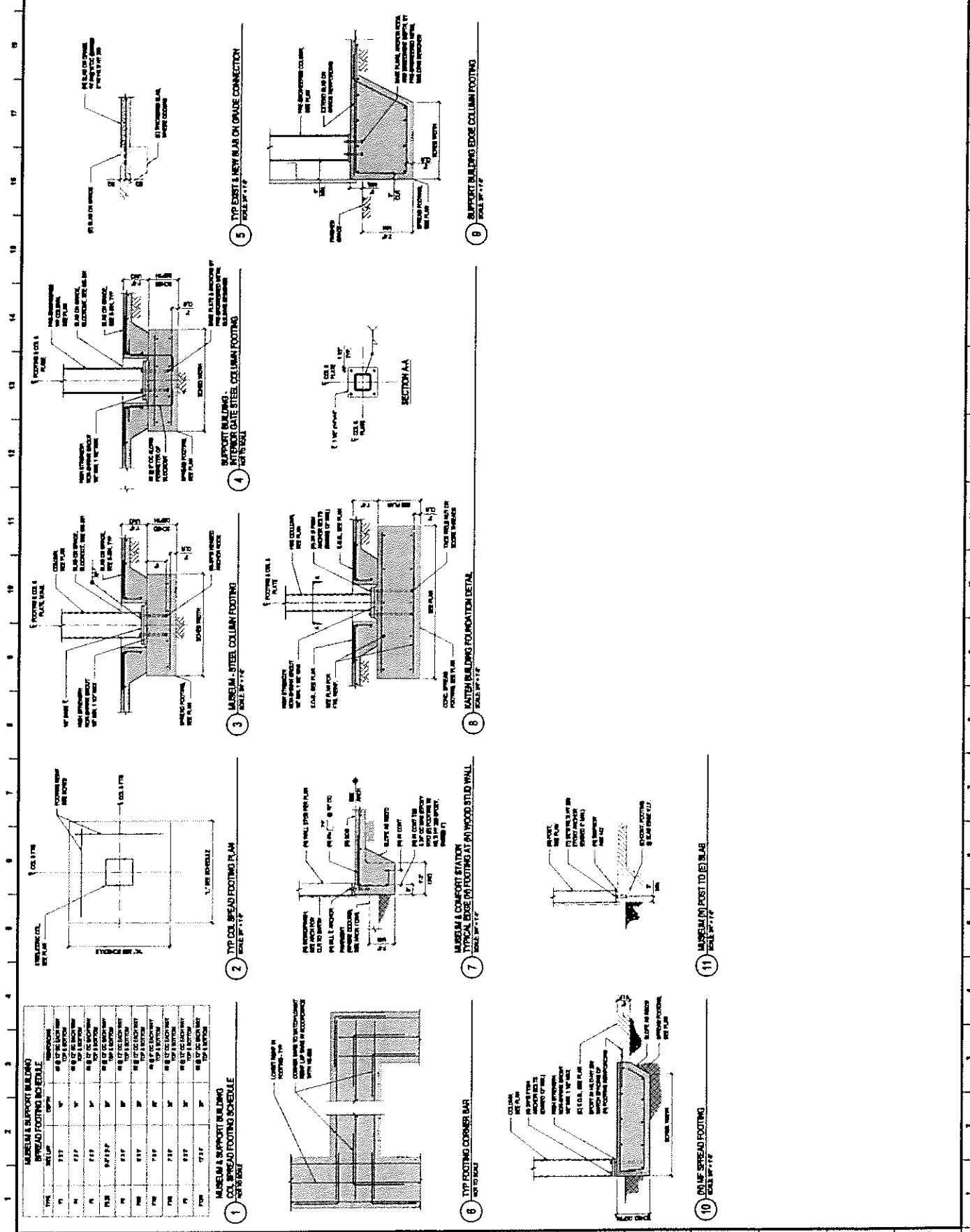
240 1/8" = 1'-0"

241 1/8" = 1'-0"

242 1/8" = 1'-0"

243 1/8" = 1'-0"

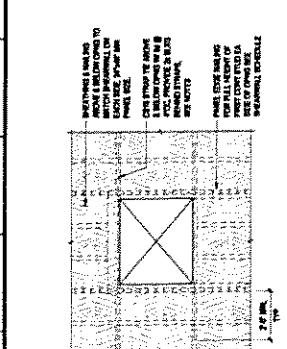
244 1/8" = 1'-0"



MUSEUM & SUPPORT BUILDING COLUMN FOOTING SCHEDULE

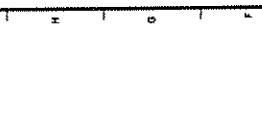
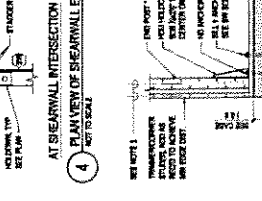
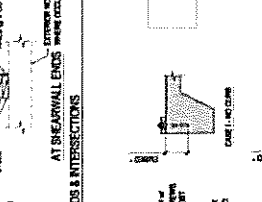

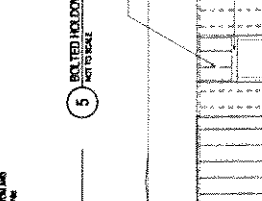

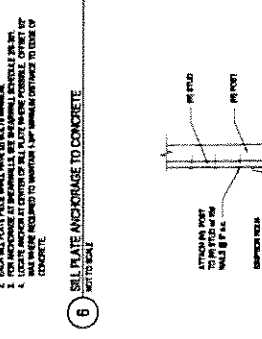
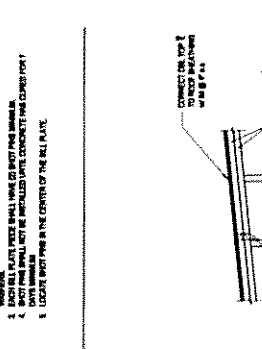

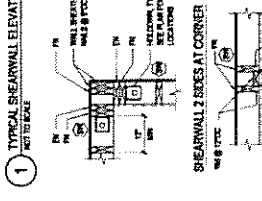
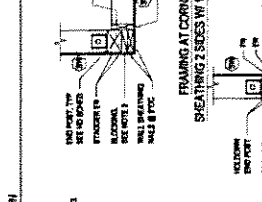
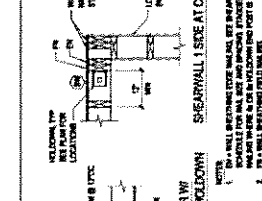
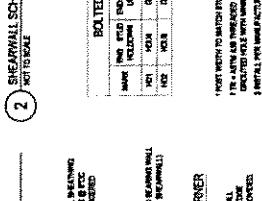
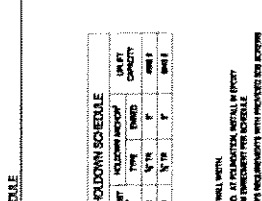
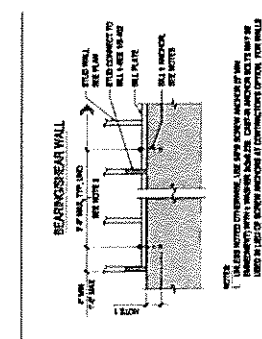
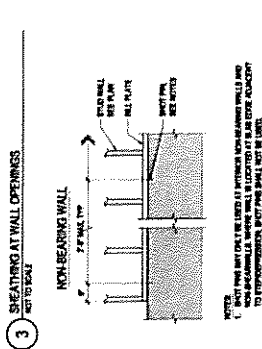


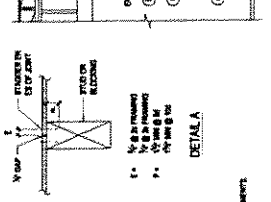



TYPE	DESCRIPTION	QUANTITY	REMARKS
1	48" X 48" COL. FOOTING	1	FOR EXISTING
2	48" X 48" COL. FOOTING	1	FOR EXISTING
3	48" X 48" COL. FOOTING	1	FOR EXISTING
4	48" X 48" COL. FOOTING	1	FOR EXISTING
5	48" X 48" COL. FOOTING	1	FOR EXISTING
6	48" X 48" COL. FOOTING	1	FOR EXISTING
7	48" X 48" COL. FOOTING	1	FOR EXISTING
8	48" X 48" COL. FOOTING	1	FOR EXISTING
9	48" X 48" COL. FOOTING	1	FOR EXISTING
10	48" X 48" COL. FOOTING	1	FOR EXISTING
11	48" X 48" COL. FOOTING	1	FOR EXISTING

Check with local building codes for any changes to the details shown. All dimensions are in feet and inches unless otherwise noted. All dimensions are to the center of the member unless otherwise noted.



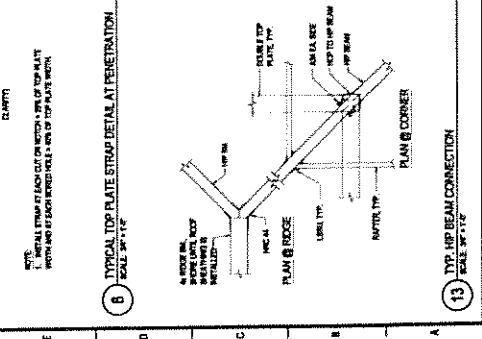
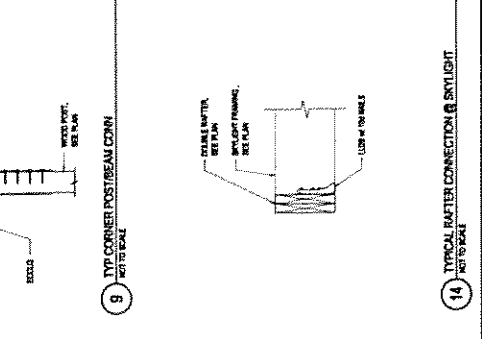
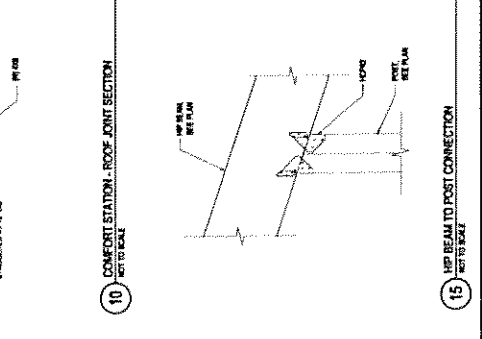
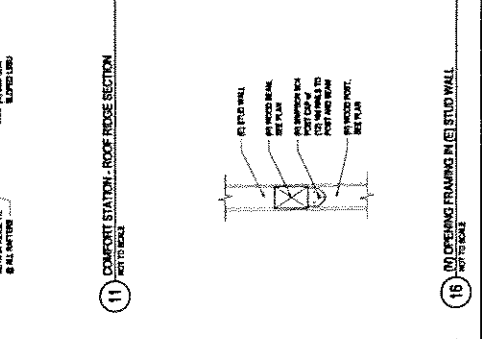
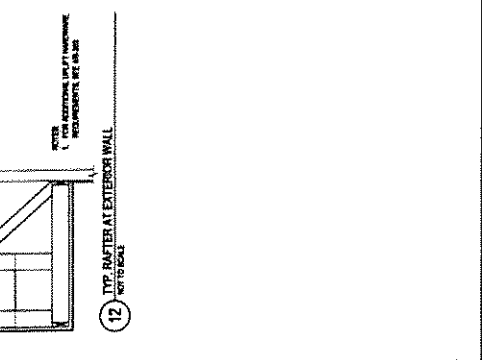
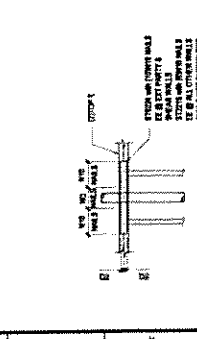
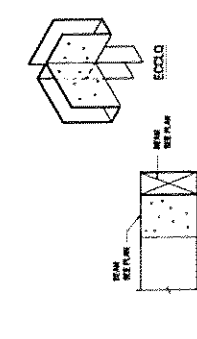
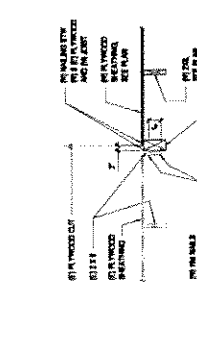
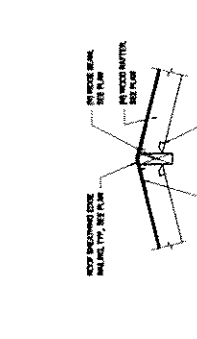
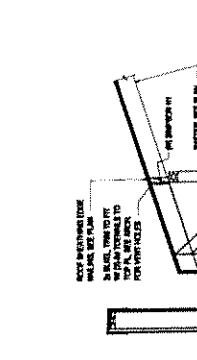



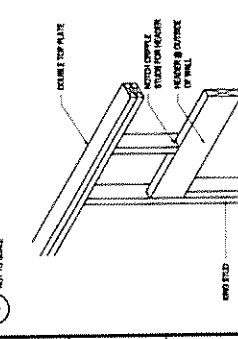
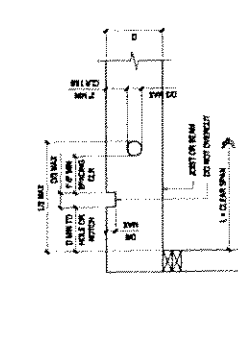
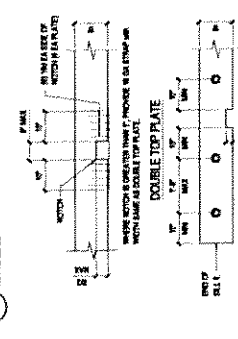
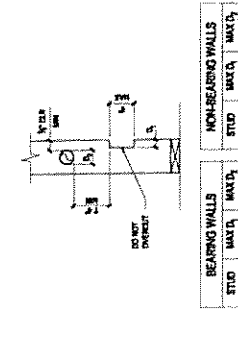
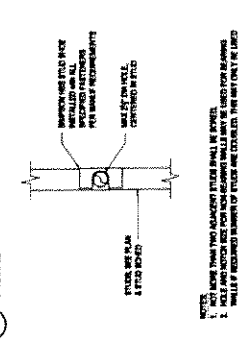

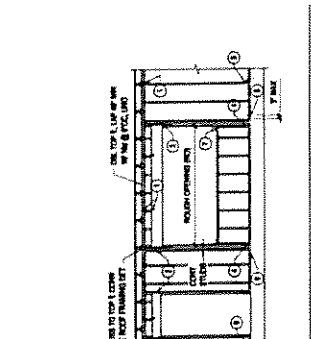
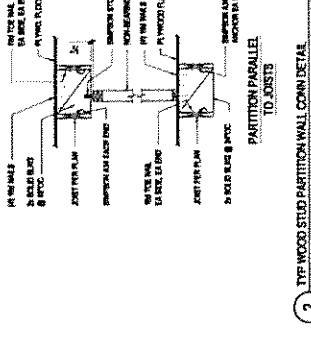
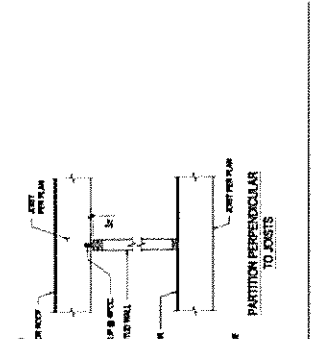
SHEARWALL SCHEDULE

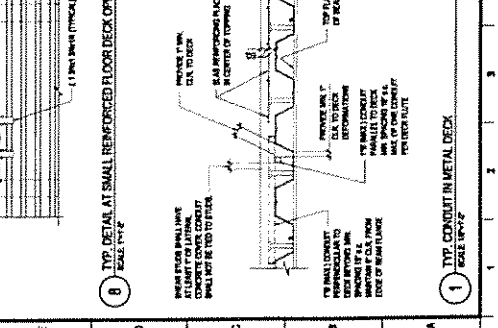
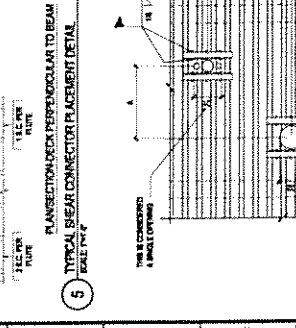
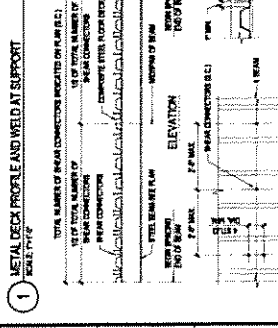
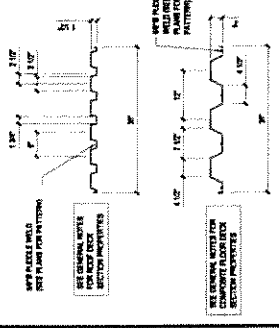



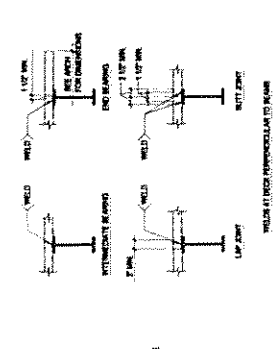
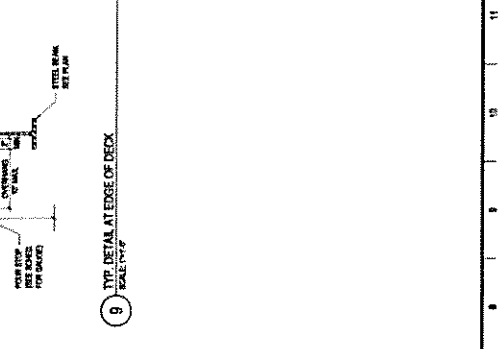
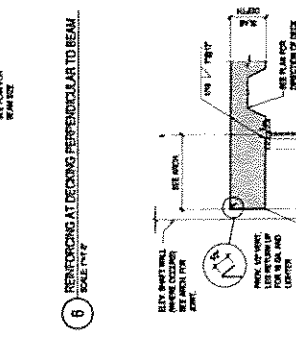
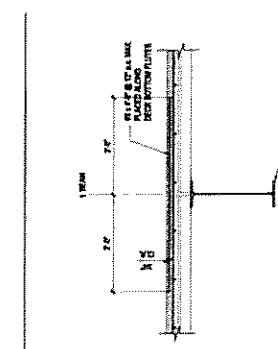
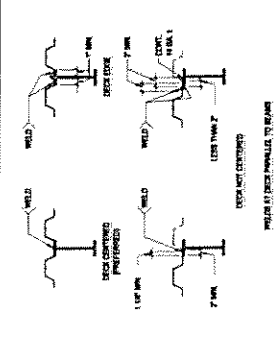

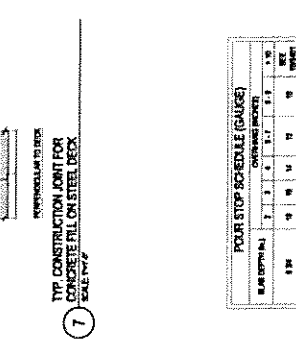
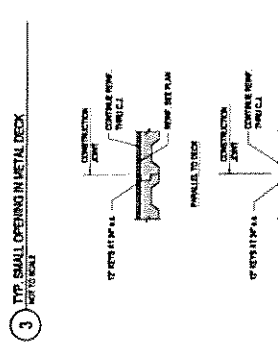
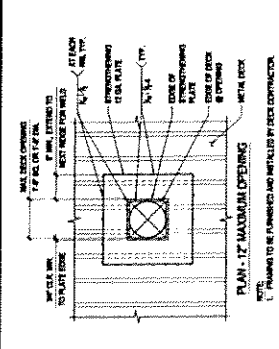

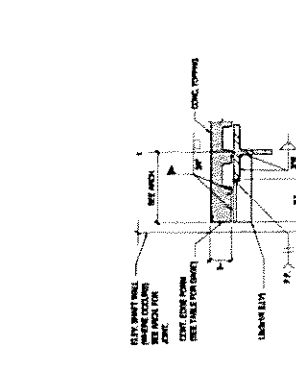

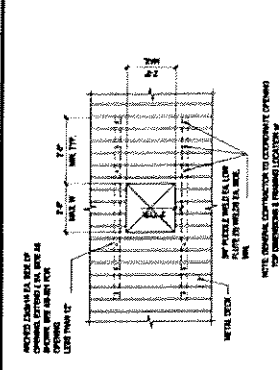
TYPE	WALL SIZE	WALL TYPE	WALL CONNECTION	WALL LOCATION
(A)	12" x 12"	W	W	12" x 12" W
(B)	12" x 12"	W	W	12" x 12" W
(C)	12" x 12"	W	W	12" x 12" W
(D)	12" x 12"	W	W	12" x 12" W
(E)	12" x 12"	W	W	12" x 12" W
(F)	12" x 12"	W	W	12" x 12" W
(G)	12" x 12"	W	W	12" x 12" W
(H)	12" x 12"	W	W	12" x 12" W
(I)	12" x 12"	W	W	12" x 12" W
(J)	12" x 12"	W	W	12" x 12" W
(K)	12" x 12"	W	W	12" x 12" W
(L)	12" x 12"	W	W	12" x 12" W
(M)	12" x 12"	W	W	12" x 12" W
(N)	12" x 12"	W	W	12" x 12" W
(O)	12" x 12"	W	W	12" x 12" W
(P)	12" x 12"	W	W	12" x 12" W
(Q)	12" x 12"	W	W	12" x 12" W
(R)	12" x 12"	W	W	12" x 12" W
(S)	12" x 12"	W	W	12" x 12" W
(T)	12" x 12"	W	W	12" x 12" W
(U)	12" x 12"	W	W	12" x 12" W
(V)	12" x 12"	W	W	12" x 12" W
(W)	12" x 12"	W	W	12" x 12" W
(X)	12" x 12"	W	W	12" x 12" W
(Y)	12" x 12"	W	W	12" x 12" W
(Z)	12" x 12"	W	W	12" x 12" W



18. WOOD STUD WALL CONNECTIONS

SECTION	1	2	3	4	5	6	7	8	9	10	11	12	13	14	15	16
WALL TYPE	1	2	3	4	5	6	7	8	9	10	11	12	13	14	15	16
WALL SIZE	2x4	2x4	2x4	2x4	2x4	2x4	2x4	2x4	2x4	2x4	2x4	2x4	2x4	2x4	2x4	2x4
JOIST TYPE	2x8	2x8	2x8	2x8	2x8	2x8	2x8	2x8	2x8	2x8	2x8	2x8	2x8	2x8	2x8	2x8
STRAP TYPE	1	2	3	4	5	6	7	8	9	10	11	12	13	14	15	16
STRAP SIZE	1x4	1x4	1x4	1x4	1x4	1x4	1x4	1x4	1x4	1x4	1x4	1x4	1x4	1x4	1x4	1x4
STRAP TYPE	1	2	3	4	5	6	7	8	9	10	11	12	13	14	15	16
STRAP SIZE	1x4	1x4	1x4	1x4	1x4	1x4	1x4	1x4	1x4	1x4	1x4	1x4	1x4	1x4	1x4	1x4





NOTES FOR TYPICAL SHEAR CONNECTOR PLACING DETAIL:

1. SHEAR CONNECTOR SHALL BE PLACED IN THE WEB OF THE BEAM.
2. SHEAR CONNECTOR SHALL BE PLACED IN THE WEB OF THE BEAM.
3. SHEAR CONNECTOR SHALL BE PLACED IN THE WEB OF THE BEAM.
4. SHEAR CONNECTOR SHALL BE PLACED IN THE WEB OF THE BEAM.
5. SHEAR CONNECTOR SHALL BE PLACED IN THE WEB OF THE BEAM.

NOTES FOR TYPICAL SHEAR CONNECTOR PLACING DETAIL:

1. SHEAR CONNECTOR SHALL BE PLACED IN THE WEB OF THE BEAM.
2. SHEAR CONNECTOR SHALL BE PLACED IN THE WEB OF THE BEAM.
3. SHEAR CONNECTOR SHALL BE PLACED IN THE WEB OF THE BEAM.
4. SHEAR CONNECTOR SHALL BE PLACED IN THE WEB OF THE BEAM.
5. SHEAR CONNECTOR SHALL BE PLACED IN THE WEB OF THE BEAM.

NOTES FOR TYPICAL SHEAR CONNECTOR PLACING DETAIL:

1. SHEAR CONNECTOR SHALL BE PLACED IN THE WEB OF THE BEAM.
2. SHEAR CONNECTOR SHALL BE PLACED IN THE WEB OF THE BEAM.
3. SHEAR CONNECTOR SHALL BE PLACED IN THE WEB OF THE BEAM.
4. SHEAR CONNECTOR SHALL BE PLACED IN THE WEB OF THE BEAM.
5. SHEAR CONNECTOR SHALL BE PLACED IN THE WEB OF THE BEAM.

NOTES FOR TYPICAL SHEAR CONNECTOR PLACING DETAIL:

1. SHEAR CONNECTOR SHALL BE PLACED IN THE WEB OF THE BEAM.
2. SHEAR CONNECTOR SHALL BE PLACED IN THE WEB OF THE BEAM.
3. SHEAR CONNECTOR SHALL BE PLACED IN THE WEB OF THE BEAM.
4. SHEAR CONNECTOR SHALL BE PLACED IN THE WEB OF THE BEAM.
5. SHEAR CONNECTOR SHALL BE PLACED IN THE WEB OF THE BEAM.



AIR CONDITIONING UNIT SCHEDULE

UNIT NO	UNIT TYPE	LOCATION	COOLING CAPACITY		HEATING CAPACITY		AIR FLOW		ELECTRICAL		REMARKS
			BTU/H	TONS	BTU/H	TONS	CFM	HP	PHASE	VOLTS	
ACD-1	ROOF MOUNTED	DECK 10	1000	29.1	1000	29.1	1000	29.1	3	208	UNIT IN THE VUL. VENTILATION IN AND IN CONNECTION
ACD-2	ROOF MOUNTED	DECK 10	1000	29.1	1000	29.1	1000	29.1	3	208	UNIT IN THE VUL. VENTILATION IN AND IN CONNECTION
ACD-3	ROOF MOUNTED	DECK 10	1000	29.1	1000	29.1	1000	29.1	3	208	UNIT IN THE VUL. VENTILATION IN AND IN CONNECTION
ACD-4	ROOF MOUNTED	DECK 10	1000	29.1	1000	29.1	1000	29.1	3	208	UNIT IN THE VUL. VENTILATION IN AND IN CONNECTION
ACD-5	ROOF MOUNTED	DECK 10	1000	29.1	1000	29.1	1000	29.1	3	208	UNIT IN THE VUL. VENTILATION IN AND IN CONNECTION
ACD-6	ROOF MOUNTED	DECK 10	1000	29.1	1000	29.1	1000	29.1	3	208	UNIT IN THE VUL. VENTILATION IN AND IN CONNECTION

DEDICATED OUTSIDE AIR UNIT WITH DESICCANT WHEEL SCHEDULE

UNIT NO	UNIT TYPE	LOCATION	COOLING CAPACITY	HEATING CAPACITY	AIR FLOW	ELECTRICAL	REMARKS
BTU/H	TONS	BTU/H	TONS	CFM	PHASE	VOLTS	
DOA-1	ROOF MOUNTED	DECK 10	1000	29.1	1000	29.1	UNIT IN THE VUL. VENTILATION IN AND IN CONNECTION

FAN COIL UNIT SCHEDULE

UNIT NO	UNIT TYPE	LOCATION	COOLING CAPACITY	HEATING CAPACITY	AIR FLOW	ELECTRICAL	REMARKS
BTU/H	TONS	BTU/H	TONS	CFM	PHASE	VOLTS	
FCU-1	ROOF MOUNTED	DECK 10	1000	29.1	1000	29.1	PROVIDE RETURN CONDENSATE PUMP & FLEW BOX
FCU-2	ROOF MOUNTED	DECK 10	1000	29.1	1000	29.1	PROVIDE RETURN CONDENSATE PUMP & FLEW BOX
FCU-3	ROOF MOUNTED	DECK 10	1000	29.1	1000	29.1	PROVIDE RETURN CONDENSATE PUMP & FLEW BOX
FCU-4	ROOF MOUNTED	DECK 10	1000	29.1	1000	29.1	PROVIDE RETURN CONDENSATE PUMP & FLEW BOX
FCU-5	ROOF MOUNTED	DECK 10	1000	29.1	1000	29.1	PROVIDE RETURN CONDENSATE PUMP & FLEW BOX
FCU-6	ROOF MOUNTED	DECK 10	1000	29.1	1000	29.1	PROVIDE RETURN CONDENSATE PUMP & FLEW BOX

AIR COOLED CONDENSING UNIT SCHEDULE

UNIT NO	UNIT TYPE	LOCATION	COOLING CAPACITY	HEATING CAPACITY	AIR FLOW	ELECTRICAL	REMARKS
BTU/H	TONS	BTU/H	TONS	CFM	PHASE	VOLTS	
ACCU-1	ROOF MOUNTED	DECK 10	1000	29.1	1000	29.1	UNIT CONNECTED TO FAN-1-1 & FAN-1-2
ACCU-2	ROOF MOUNTED	DECK 10	1000	29.1	1000	29.1	UNIT CONNECTED TO FAN-2-1, FAN-2-2 & FAN-2-3
ACCU-3	ROOF MOUNTED	DECK 10	1000	29.1	1000	29.1	UNIT CONNECTED TO FAN-1-1, FAN-1-2 & FAN-1-3
ACCU-4	ROOF MOUNTED	DECK 10	1000	29.1	1000	29.1	UNIT CONNECTED TO FAN-2-1
ACCU-5	ROOF MOUNTED	DECK 10	1000	29.1	1000	29.1	UNIT CONNECTED TO FAN-4-1

FAN SCHEDULE

UNIT NO	UNIT TYPE	LOCATION	COOLING CAPACITY	HEATING CAPACITY	AIR FLOW	ELECTRICAL	REMARKS
BTU/H	TONS	BTU/H	TONS	CFM	PHASE	VOLTS	
FAN-1	ROOF MOUNTED	DECK 10	1000	29.1	1000	29.1	PROVIDE INCIDENT DAMPER & DISCONNECT
FAN-2	ROOF MOUNTED	DECK 10	1000	29.1	1000	29.1	PROVIDE INCIDENT DAMPER & DISCONNECT
FAN-3	ROOF MOUNTED	DECK 10	1000	29.1	1000	29.1	PROVIDE INCIDENT DAMPER & DISCONNECT
FAN-4	ROOF MOUNTED	DECK 10	1000	29.1	1000	29.1	PROVIDE INCIDENT DAMPER & DISCONNECT
FAN-5	ROOF MOUNTED	DECK 10	1000	29.1	1000	29.1	PROVIDE INCIDENT DAMPER & DISCONNECT
FAN-6	ROOF MOUNTED	DECK 10	1000	29.1	1000	29.1	PROVIDE INCIDENT DAMPER & DISCONNECT

ROOF CAP SCHEDULE

NO	MANUFACTURER AND MODEL	THICKNESS (IN)	WIDTH (IN)	LENGTH (IN)	QTY	REMARKS
WC-1	GREENGLASS MODEL FOR ON DECK	1/2"	18"	36"	88	PROVIDE INSTANT TANKLESS WATER HEATER & RINSE SINK. COORDINATE PLACEMENT WITH FRAMES ON DECK.
WC-2	OUTRIGGER MODEL FOR ON DECK	1/2"	36"	36"	88	PROVIDE INSTANT TANKLESS WATER HEATER & RINSE SINK. COORDINATE PLACEMENT WITH FRAMES ON DECK.

TANK WATER HEATER SCHEDULE

NO	TYPE	LOCATION	SERVICE	HEATING TYPE	WATER CAPACITY (GAL)	WATER INLET (IN)	WATER OUTLET (IN)	WATER TEMPERATURE (°F)	WATER PRESSURE (PSI)	WATER FLOW (GPM)	REMARKS
WH-1	INSTANT TANKLESS	DECK	HOT WATER	HEAT EXCHANGER	30	1/2"	1/2"	120	100	1.0	100
WH-2	INSTANT TANKLESS	DECK	HOT WATER	HEAT EXCHANGER	30	1/2"	1/2"	120	100	1.0	100

INSTANT (TANKLESS) WATER HEATER SCHEDULE

NO	MANUFACTURER AND MODEL	LOCATION	SERVICE	WATER INLET (IN)	WATER OUTLET (IN)	WATER TEMPERATURE (°F)	WATER PRESSURE (PSI)	WATER FLOW (GPM)	REMARKS
WH-1	INSTANT TANKLESS	DECK	HOT WATER	1/2"	1/2"	120	100	1.0	100

PLUMBING FIXTURE LOCAL CONNECTION SCHEDULE

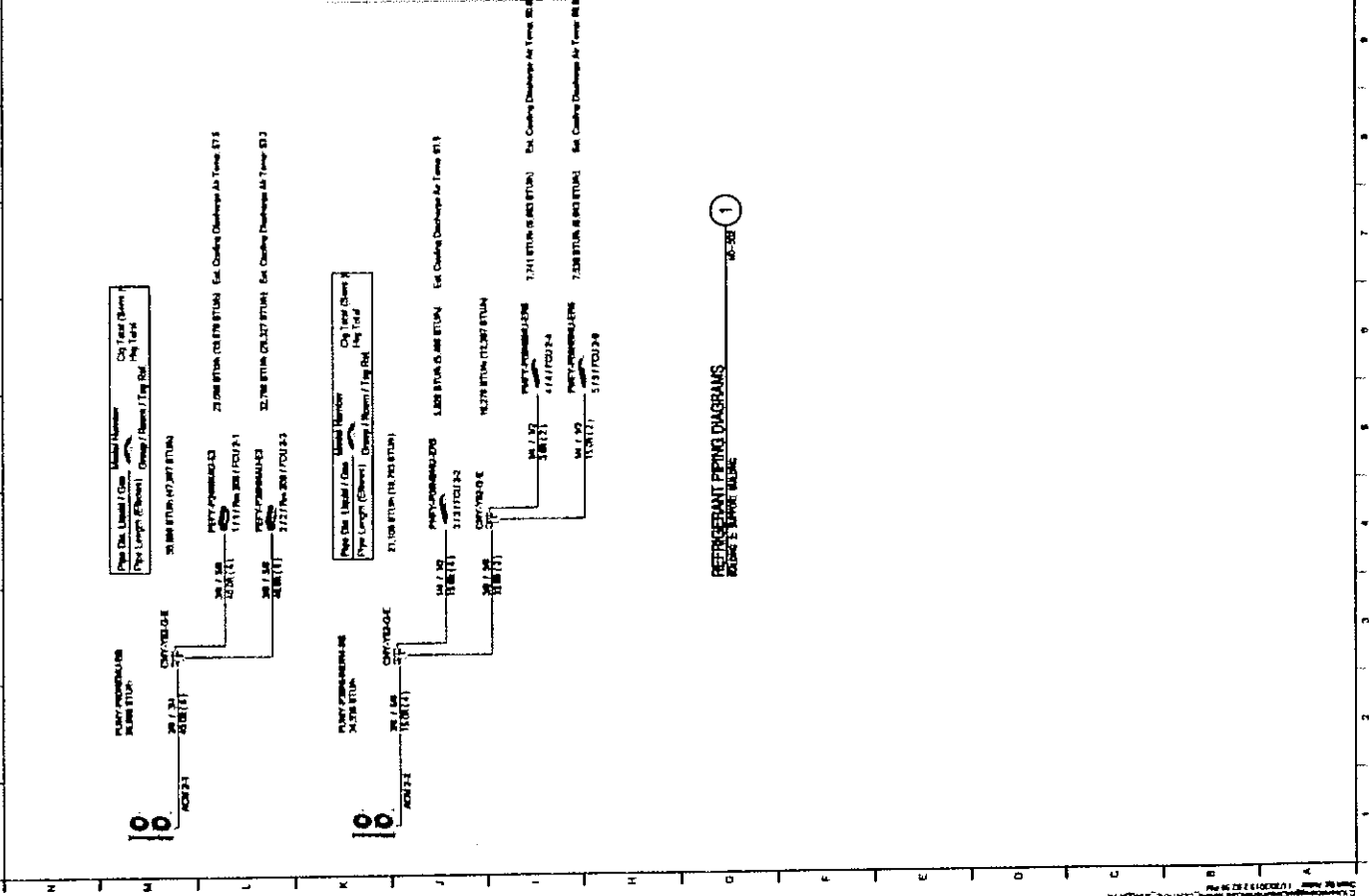
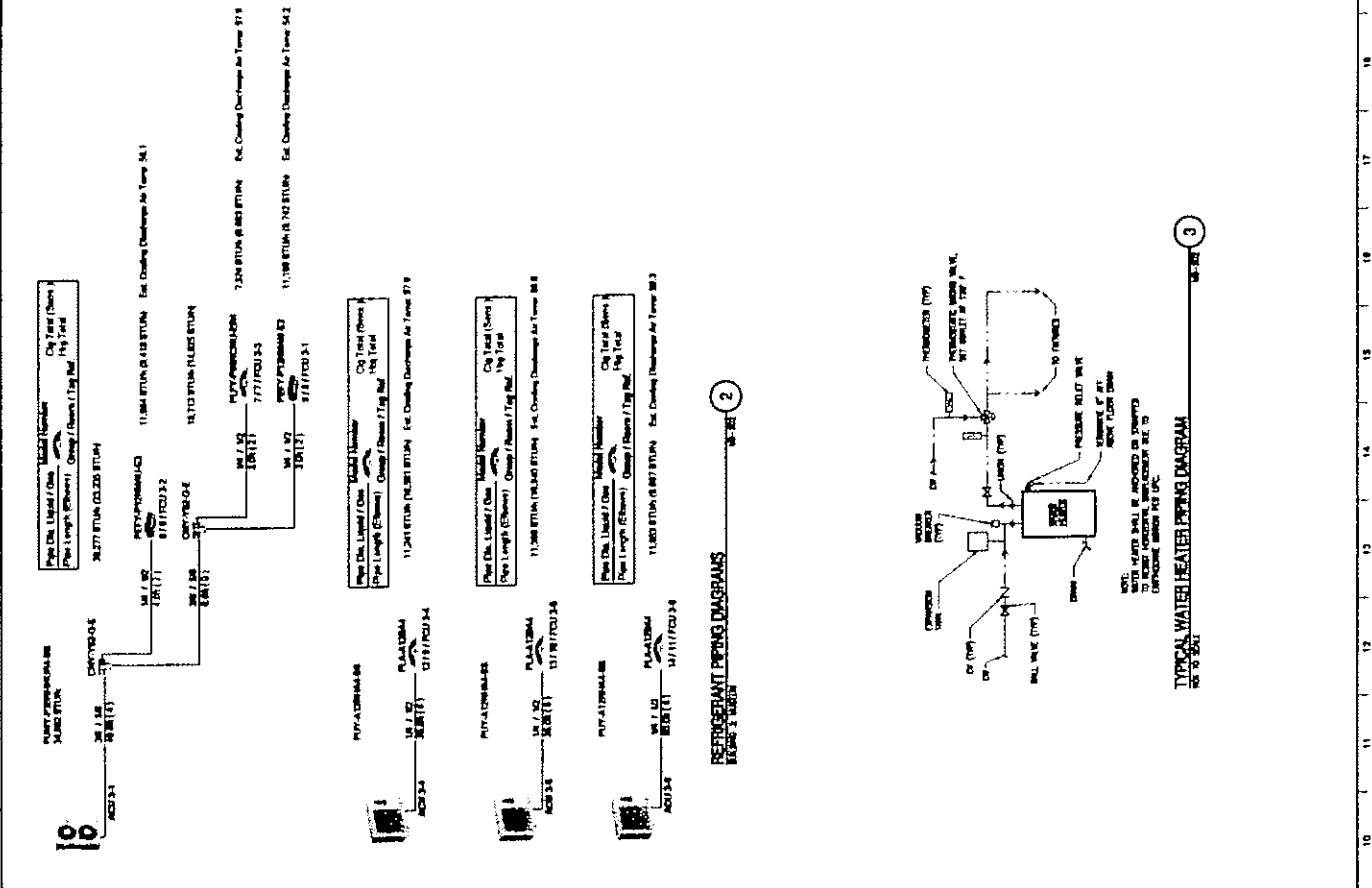
FIXTURE	SYMBOL	WATER INLET (IN)	WATER OUTLET (IN)	WATER TEMPERATURE (°F)	WATER PRESSURE (PSI)	WATER FLOW (GPM)	REMARKS
WATER CLOSET	WC-1	1/2"	1/2"	120	100	1.0	WALL MOUNTED, FLOOR W/VE.
WATER CLOSET, ACCESSIBLE	WC-2	1/2"	1/2"	120	100	1.0	WALL MOUNTED, FLOOR W/VE, ACCESSIBLE.
WATER CLOSET, ACCESSIBLE	WC-3	1/2"	1/2"	120	100	1.0	FLOOR MOUNTED, FLOOR W/VE, ACCESSIBLE.
WATER CLOSET	WC-4	1/2"	1/2"	120	100	1.0	FLOOR MOUNTED, W/VE.
WATER CLOSET, ACCESSIBLE	WC-5	1/2"	1/2"	120	100	1.0	FLOOR MOUNTED, W/VE, ACCESSIBLE.
WATER CLOSET, ACCESSIBLE	WC-6	1/2"	1/2"	120	100	1.0	FLOOR MOUNTED, W/VE, ACCESSIBLE.
WATER CLOSET, ACCESSIBLE	WC-7	1/2"	1/2"	120	100	1.0	FLOOR MOUNTED, W/VE, ACCESSIBLE.
WATER CLOSET, ACCESSIBLE	WC-8	1/2"	1/2"	120	100	1.0	FLOOR MOUNTED, W/VE, ACCESSIBLE.
WATER CLOSET, ACCESSIBLE	WC-9	1/2"	1/2"	120	100	1.0	FLOOR MOUNTED, W/VE, ACCESSIBLE.
WATER CLOSET, ACCESSIBLE	WC-10	1/2"	1/2"	120	100	1.0	FLOOR MOUNTED, W/VE, ACCESSIBLE.
WATER CLOSET, ACCESSIBLE	WC-11	1/2"	1/2"	120	100	1.0	FLOOR MOUNTED, W/VE, ACCESSIBLE.
WATER CLOSET, ACCESSIBLE	WC-12	1/2"	1/2"	120	100	1.0	FLOOR MOUNTED, W/VE, ACCESSIBLE.
WATER CLOSET, ACCESSIBLE	WC-13	1/2"	1/2"	120	100	1.0	FLOOR MOUNTED, W/VE, ACCESSIBLE.
WATER CLOSET, ACCESSIBLE	WC-14	1/2"	1/2"	120	100	1.0	FLOOR MOUNTED, W/VE, ACCESSIBLE.
WATER CLOSET, ACCESSIBLE	WC-15	1/2"	1/2"	120	100	1.0	FLOOR MOUNTED, W/VE, ACCESSIBLE.
WATER CLOSET, ACCESSIBLE	WC-16	1/2"	1/2"	120	100	1.0	FLOOR MOUNTED, W/VE, ACCESSIBLE.
WATER CLOSET, ACCESSIBLE	WC-17	1/2"	1/2"	120	100	1.0	FLOOR MOUNTED, W/VE, ACCESSIBLE.
WATER CLOSET, ACCESSIBLE	WC-18	1/2"	1/2"	120	100	1.0	FLOOR MOUNTED, W/VE, ACCESSIBLE.
WATER CLOSET, ACCESSIBLE	WC-19	1/2"	1/2"	120	100	1.0	FLOOR MOUNTED, W/VE, ACCESSIBLE.
WATER CLOSET, ACCESSIBLE	WC-20	1/2"	1/2"	120	100	1.0	FLOOR MOUNTED, W/VE, ACCESSIBLE.
WATER CLOSET, ACCESSIBLE	WC-21	1/2"	1/2"	120	100	1.0	FLOOR MOUNTED, W/VE, ACCESSIBLE.
WATER CLOSET, ACCESSIBLE	WC-22	1/2"	1/2"	120	100	1.0	FLOOR MOUNTED, W/VE, ACCESSIBLE.
WATER CLOSET, ACCESSIBLE	WC-23	1/2"	1/2"	120	100	1.0	FLOOR MOUNTED, W/VE, ACCESSIBLE.
WATER CLOSET, ACCESSIBLE	WC-24	1/2"	1/2"	120	100	1.0	FLOOR MOUNTED, W/VE, ACCESSIBLE.
WATER CLOSET, ACCESSIBLE	WC-25	1/2"	1/2"	120	100	1.0	FLOOR MOUNTED, W/VE, ACCESSIBLE.
WATER CLOSET, ACCESSIBLE	WC-26	1/2"	1/2"	120	100	1.0	FLOOR MOUNTED, W/VE, ACCESSIBLE.
WATER CLOSET, ACCESSIBLE	WC-27	1/2"	1/2"	120	100	1.0	FLOOR MOUNTED, W/VE, ACCESSIBLE.
WATER CLOSET, ACCESSIBLE	WC-28	1/2"	1/2"	120	100	1.0	FLOOR MOUNTED, W/VE, ACCESSIBLE.
WATER CLOSET, ACCESSIBLE	WC-29	1/2"	1/2"	120	100	1.0	FLOOR MOUNTED, W/VE, ACCESSIBLE.
WATER CLOSET, ACCESSIBLE	WC-30	1/2"	1/2"	120	100	1.0	FLOOR MOUNTED, W/VE, ACCESSIBLE.

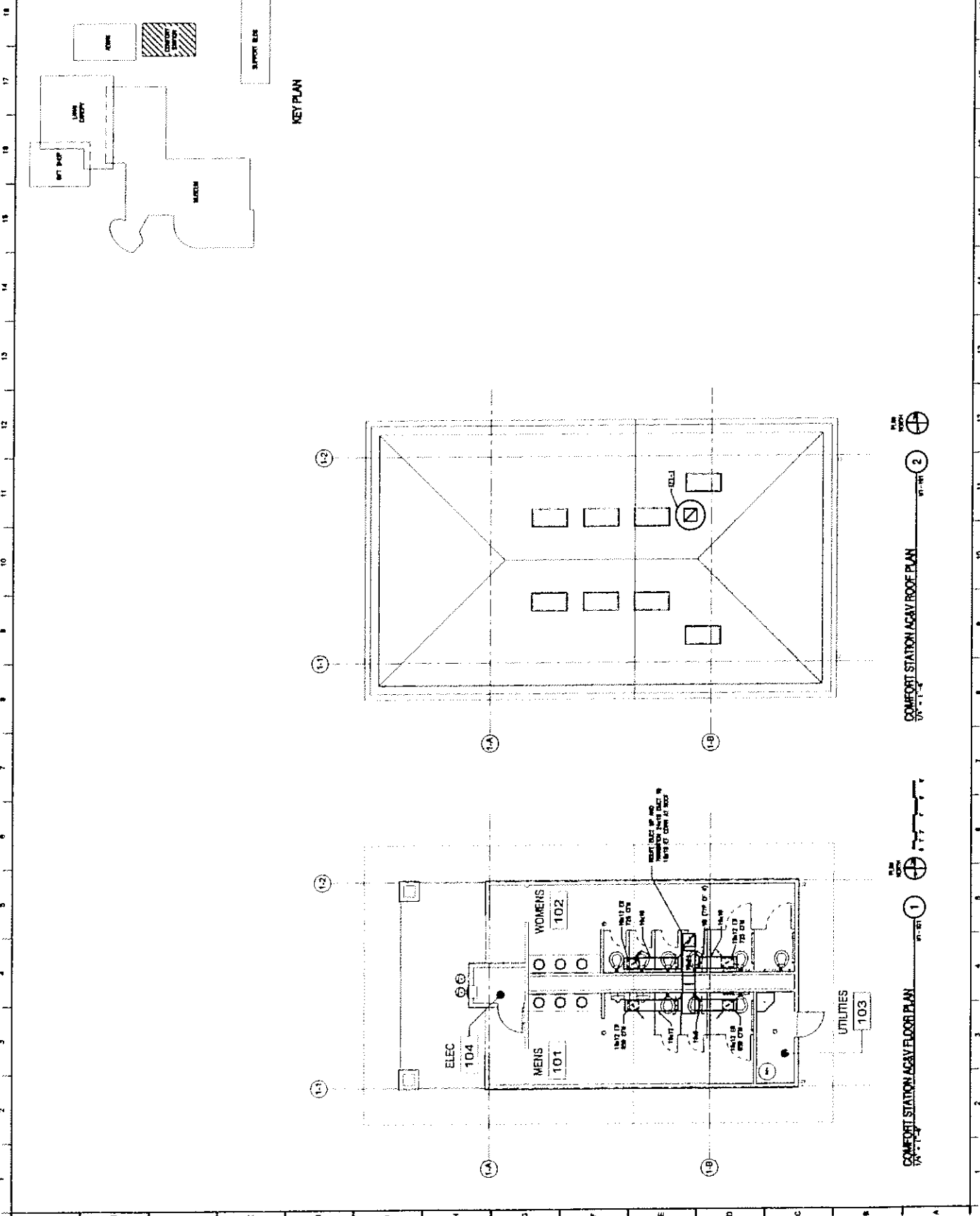
NOTES:
 1. WATER HEATER SHALL BE INSTALLED IN ACCORDANCE WITH THE MANUFACTURER'S INSTRUCTIONS.
 2. ALL FIXTURES SHALL BE INSTALLED IN ACCORDANCE WITH THE MANUFACTURER'S INSTRUCTIONS.
 3. ALL FIXTURES SHALL BE INSTALLED IN ACCORDANCE WITH THE MANUFACTURER'S INSTRUCTIONS.
 4. ACCESSIBLE FIXTURES SHALL BE INSTALLED IN ACCORDANCE WITH THE MANUFACTURER'S INSTRUCTIONS.

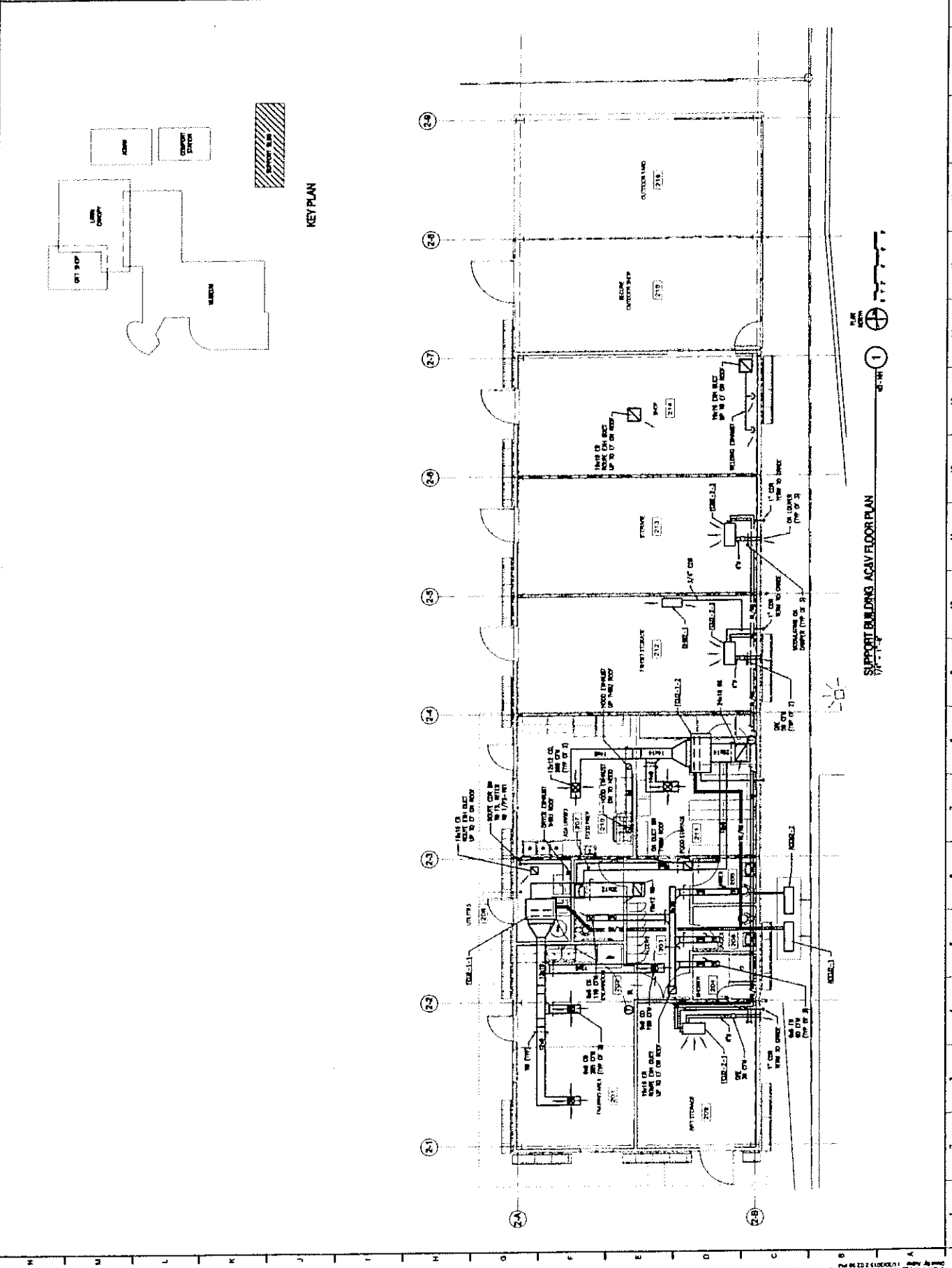
VENTILATING DEHUMIDIFIER SCHEDULE

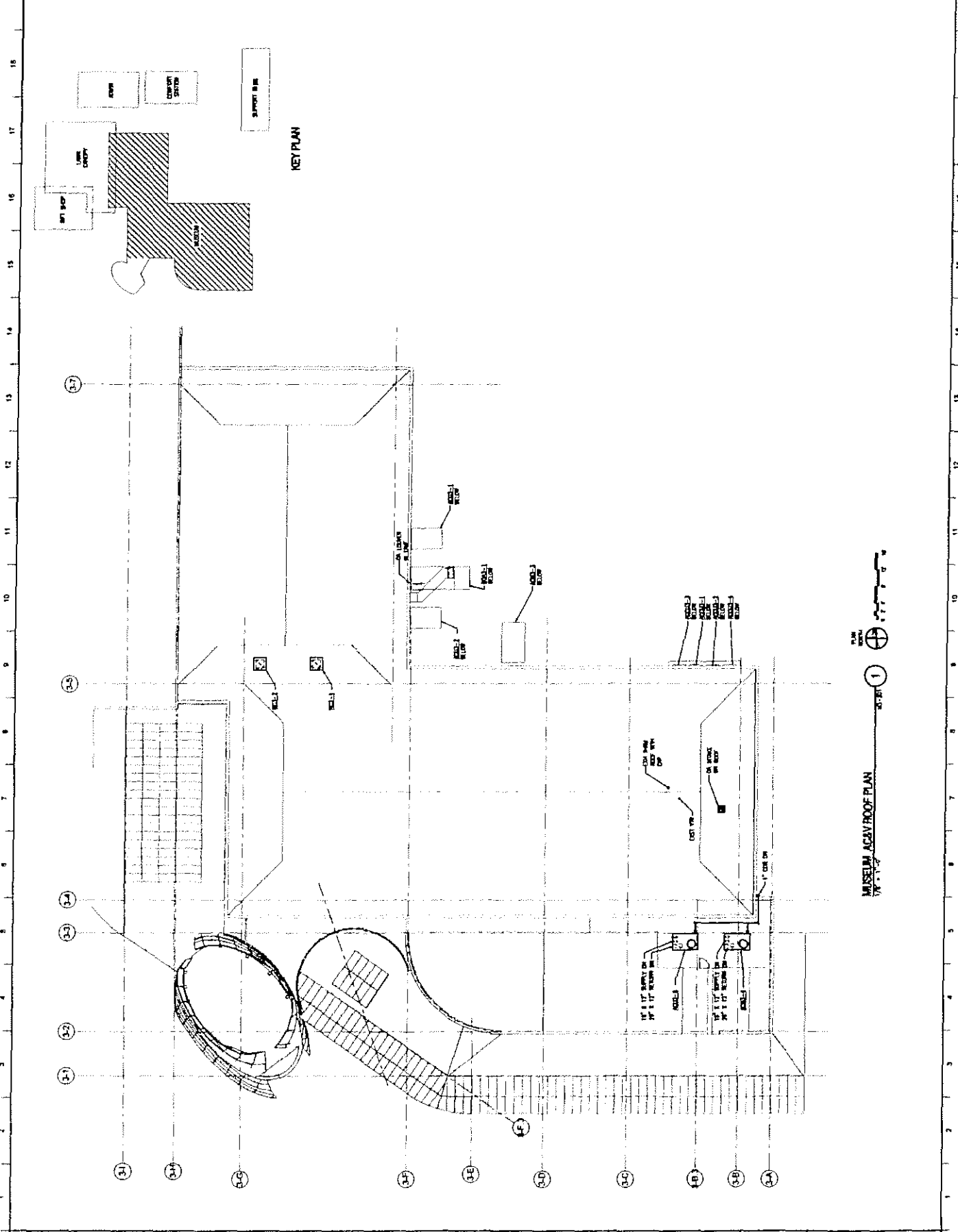
NO	MANUFACTURER AND MODEL	SPACE/LOCATION	QTY	WATER INLET (IN)	WATER OUTLET (IN)	WATER TEMPERATURE (°F)	WATER PRESSURE (PSI)	WATER FLOW (GPM)	REMARKS
VD-1	ULTRA-ARE MODEL 700	DECK	10	1/2"	1/2"	120	100	1.0	PROVIDE EXCESSIVE WATER & SPRING SOLUTIONS WITH W/VE COLLECTION.
VD-2	ULTRA-ARE MODEL 700	DECK	10	1/2"	1/2"	120	100	1.0	PROVIDE EXCESSIVE WATER & SPRING SOLUTIONS WITH W/VE COLLECTION.
VD-3	ULTRA-ARE MODEL 700	DECK	10	1/2"	1/2"	120	100	1.0	PROVIDE EXCESSIVE WATER & SPRING SOLUTIONS WITH W/VE COLLECTION.
VD-4	ULTRA-ARE MODEL 700	DECK	10	1/2"	1/2"	120	100	1.0	PROVIDE EXCESSIVE WATER & SPRING SOLUTIONS WITH W/VE COLLECTION.
VD-5	ULTRA-ARE MODEL 700	DECK	10	1/2"	1/2"	120	100	1.0	PROVIDE EXCESSIVE WATER & SPRING SOLUTIONS WITH W/VE COLLECTION.
VD-6	ULTRA-ARE MODEL 700	DECK	10	1/2"	1/2"	120	100	1.0	PROVIDE EXCESSIVE WATER & SPRING SOLUTIONS WITH W/VE COLLECTION.
VD-7	ULTRA-ARE MODEL 700	DECK	10	1/2"	1/2"	120	100	1.0	PROVIDE EXCESSIVE WATER & SPRING SOLUTIONS WITH W/VE COLLECTION.
VD-8	ULTRA-ARE MODEL 700	DECK	10	1/2"	1/2"	120	100	1.0	PROVIDE EXCESSIVE WATER & SPRING SOLUTIONS WITH W/VE COLLECTION.
VD-9	ULTRA-ARE MODEL 700	DECK	10	1/2"	1/2"	120	100	1.0	PROVIDE EXCESSIVE WATER & SPRING SOLUTIONS WITH W/VE COLLECTION.
VD-10	ULTRA-ARE MODEL 700	DECK	10	1/2"	1/2"	120	100	1.0	PROVIDE EXCESSIVE WATER & SPRING SOLUTIONS WITH W/VE COLLECTION.
VD-11	ULTRA-ARE MODEL 700	DECK	10	1/2"	1/2"	120	100	1.0	PROVIDE EXCESSIVE WATER & SPRING SOLUTIONS WITH W/VE COLLECTION.
VD-12	ULTRA-ARE MODEL 700	DECK	10	1/2"	1/2"	120	100	1.0	PROVIDE EXCESSIVE WATER & SPRING SOLUTIONS WITH W/VE COLLECTION.
VD-13	ULTRA-ARE MODEL 700	DECK	10	1/2"	1/2"	120	100	1.0	PROVIDE EXCESSIVE WATER & SPRING SOLUTIONS WITH W/VE COLLECTION.
VD-14	ULTRA-ARE MODEL 700	DECK	10	1/2"	1/2"	120	100	1.0	PROVIDE EXCESSIVE WATER & SPRING SOLUTIONS WITH W/VE COLLECTION.
VD-15	ULTRA-ARE MODEL 700	DECK	10	1/2"	1/2"	120	100	1.0	PROVIDE EXCESSIVE WATER & SPRING SOLUTIONS WITH W/VE COLLECTION.
VD-16	ULTRA-ARE MODEL 700	DECK	10	1/2"	1/2"	120	100	1.0	PROVIDE EXCESSIVE WATER & SPRING SOLUTIONS WITH W/VE COLLECTION.
VD-17	ULTRA-ARE MODEL 700	DECK	10	1/2"	1/2"	120	100	1.0	PROVIDE EXCESSIVE WATER & SPRING SOLUTIONS WITH W/VE COLLECTION.
VD-18	ULTRA-ARE MODEL 700	DECK	10	1/2"	1/2"	120	100	1.0	PROVIDE EXCESSIVE WATER & SPRING SOLUTIONS WITH W/VE COLLECTION.
VD-19	ULTRA-ARE MODEL 700	DECK	10	1/2"	1/2"	120	100	1.0	PROVIDE EXCESSIVE WATER & SPRING SOLUTIONS WITH W/VE COLLECTION.
VD-20	ULTRA-ARE MODEL 700	DECK	10	1/2"	1/2"	120	100	1.0	PROVIDE EXCESSIVE WATER & SPRING SOLUTIONS WITH W/VE COLLECTION.
VD-21	ULTRA-ARE MODEL 700	DECK	10	1/2"	1/2"	120	100	1.0	PROVIDE EXCESSIVE WATER & SPRING SOLUTIONS WITH W/VE COLLECTION.
VD-22	ULTRA-ARE MODEL 700	DECK	10	1/2"	1/2"	120	100	1.0	PROVIDE EXCESSIVE WATER & SPRING SOLUTIONS WITH W/VE COLLECTION.
VD-23	ULTRA-ARE MODEL 700	DECK	10	1/2"	1/2"	120	100	1.0	PROVIDE EXCESSIVE WATER & SPRING SOLUTIONS WITH W/VE COLLECTION.
VD-24	ULTRA-ARE MODEL 700	DECK	10	1/2"	1/2"	120	100	1.0	PROVIDE EXCESSIVE WATER & SPRING SOLUTIONS WITH W/VE COLLECTION.
VD-25	ULTRA-ARE MODEL 700	DECK	10	1/2"	1/2"	120	100	1.0	PROVIDE EXCESSIVE WATER & SPRING SOLUTIONS WITH W/VE COLLECTION.
VD-26	ULTRA-ARE MODEL 700	DECK	10	1/2"	1/2"	120	100	1.0	PROVIDE EXCESSIVE WATER & SPRING SOLUTIONS WITH W/VE COLLECTION.
VD-27	ULTRA-ARE MODEL 700	DECK	10	1/2"	1/2"	120	100	1.0	PROVIDE EXCESSIVE WATER & SPRING SOLUTIONS WITH W/VE COLLECTION.
VD-28	ULTRA-ARE MODEL 700	DECK	10	1/2"	1/2"	120	100	1.0	PROVIDE EXCESSIVE WATER & SPRING SOLUTIONS WITH W/VE COLLECTION.
VD-29	ULTRA-ARE MODEL 700	DECK	10	1/2"	1/2"	120	100	1.0	PROVIDE EXCESSIVE WATER & SPRING SOLUTIONS WITH W/VE COLLECTION.
VD-30	ULTRA-ARE MODEL 700	DECK	10	1/2"	1/2"	120	100	1.0	PROVIDE EXCESSIVE WATER & SPRING SOLUTIONS WITH W/VE COLLECTION.

NOTES:
 1. WATER HEATER SHALL BE INSTALLED IN ACCORDANCE WITH THE MANUFACTURER'S INSTRUCTIONS.
 2. ALL FIXTURES SHALL BE INSTALLED IN ACCORDANCE WITH THE MANUFACTURER'S INSTRUCTIONS.
 3. ALL FIXTURES SHALL BE INSTALLED IN ACCORDANCE WITH THE MANUFACTURER'S INSTRUCTIONS.
 4. ACCESSIBLE FIXTURES SHALL BE INSTALLED IN ACCORDANCE WITH THE MANUFACTURER'S INSTRUCTIONS.







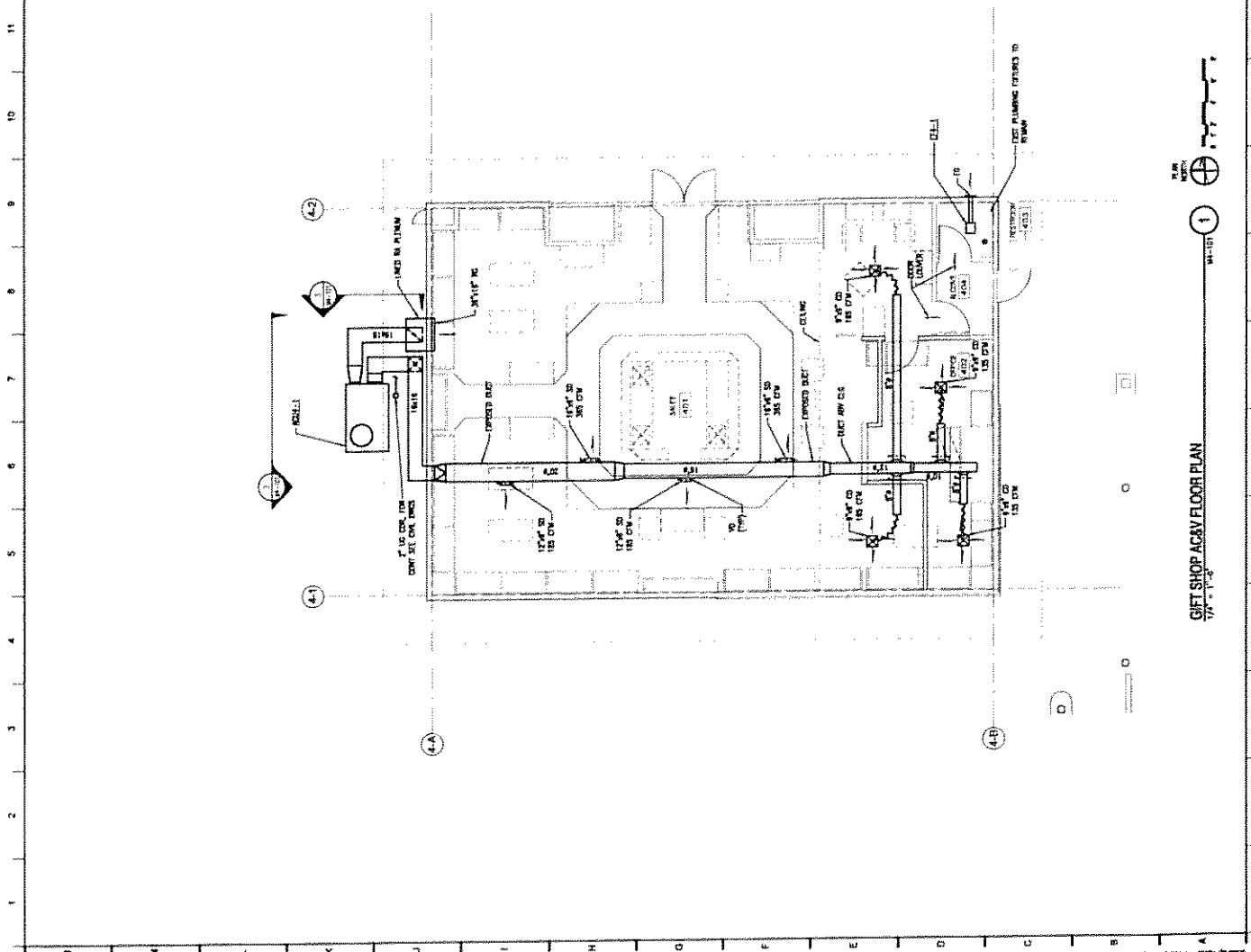


MUSEUM AGSV ROOF PLAN
 SHEET 1

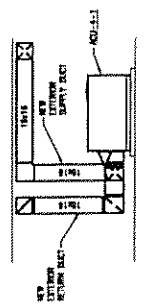

GIFT SHOP ACAY FLOOR PLAN
1/4" = 1'-0"



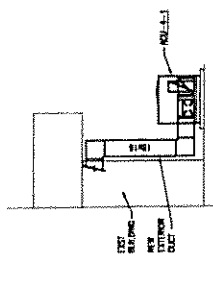
MA-101 1



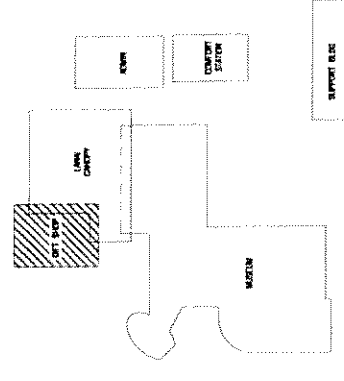
GIFT SHOP - ACU DUCTWORK DETAIL
1/4" = 1'-0"



GIFT SHOP - ACU DUCTWORK DETAIL
1/4" = 1'-0"



KEY PLAN

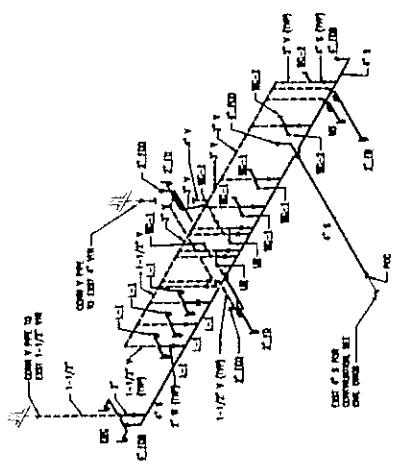


THE PORTICO GROUP
NAVAL FACILITIES ENGINEERING COMMAND
USS BOWFIN SUBMARINE MUSEUM & PARK
GIFT SHOP ACAY
FLOOR PLAN
MA-101

NO.	REV.	DATE	DESCRIPTION

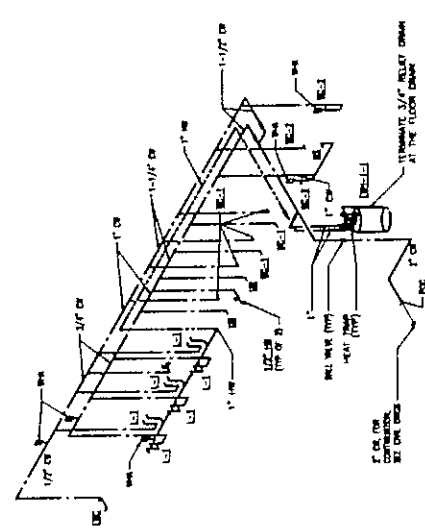


1 2 3 4 5 6 7 8 9 10 11 12 13 14 15 16 17 18

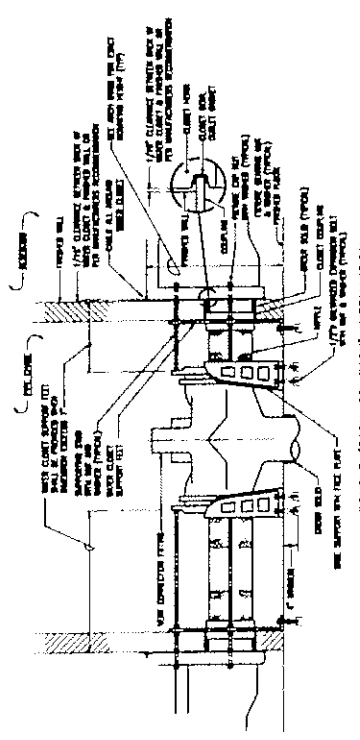


COMBERT STATION WATER PIPING DIAGRAMS
 SET NO. 5611

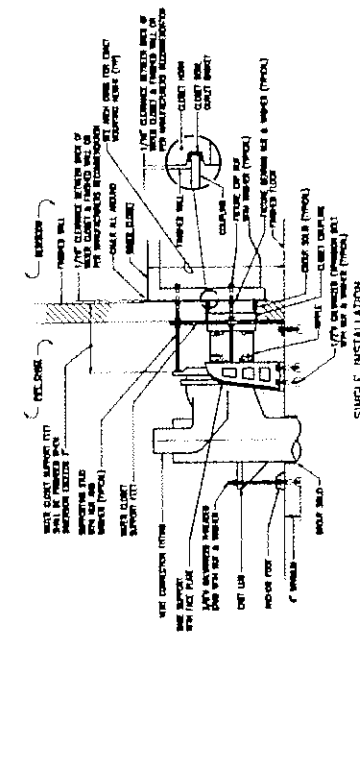
COMBERT STATION WATER PIPING DIAGRAMS
 SET NO. 5611



COMBERT STATION SANITARY PIPING DIAGRAMS
 SET NO. 5611



DOUBLE (BACK-TO-BACK) INSTALLATION



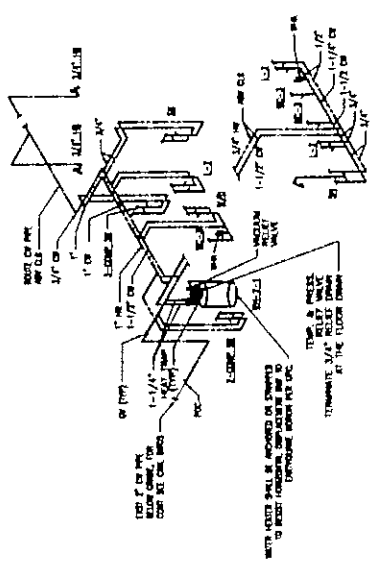
SINGLE INSTALLATION

NOTE: WATER CLOSET OVERHEAD INSULATION SHALL BE TO IMMEDIATELY RECOMMENDATION.

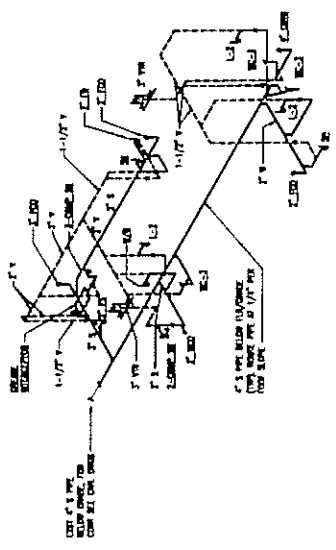
WATER CLOSET WALL MOUNTING DETAILS
 SET NO. 5611

WATER CLOSET WALL MOUNTING DETAILS
 SET NO. 5611

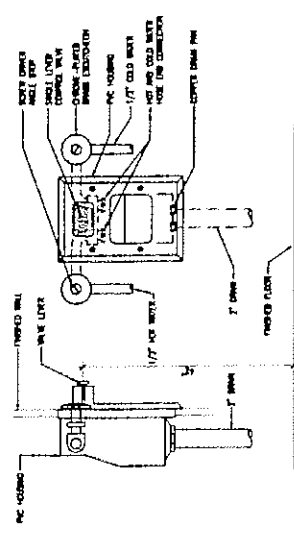
1 2 3 4 5 6 7 8 9 10 11 12 13 14 15 16 17 18



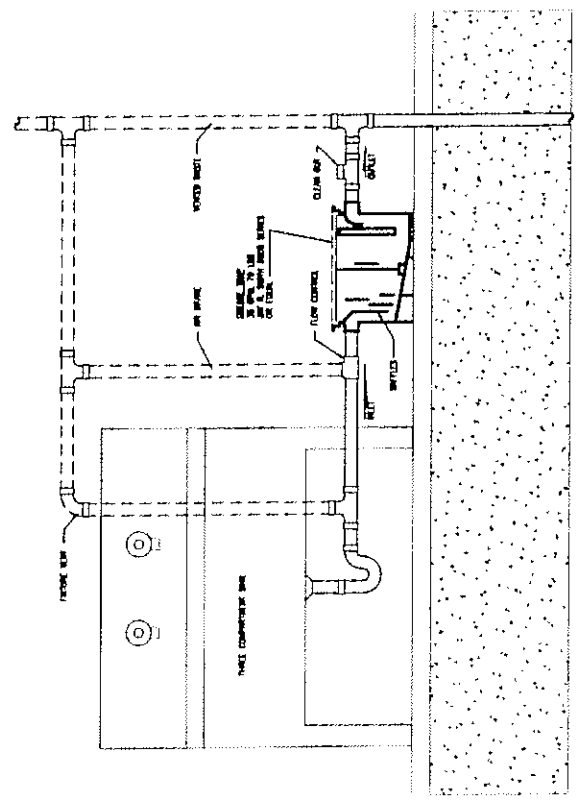
SUPPORT BUILDING WATER PIPING DIAGRAMS
 1



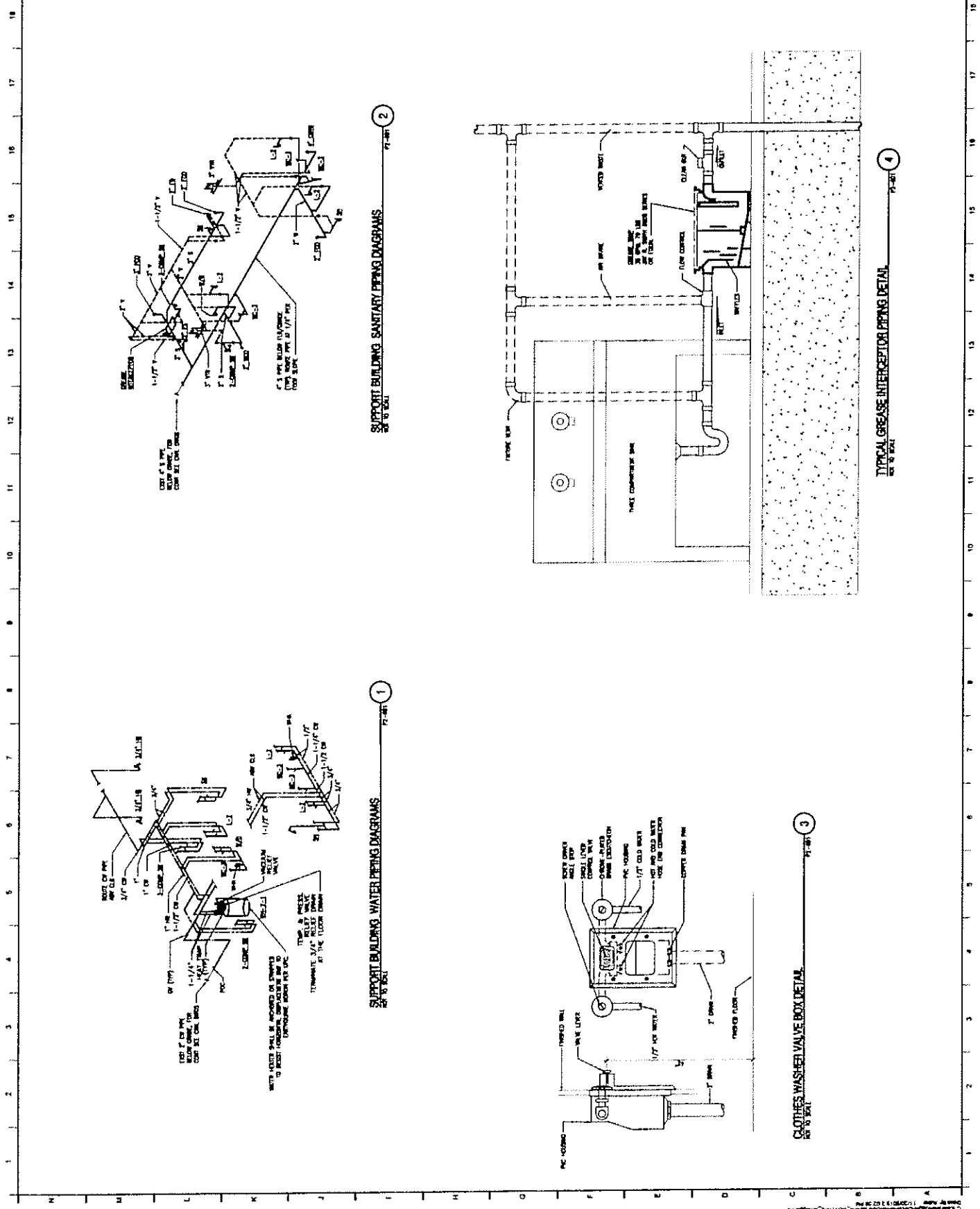
SUPPORT BUILDING SANITARY PIPING DIAGRAMS
 2

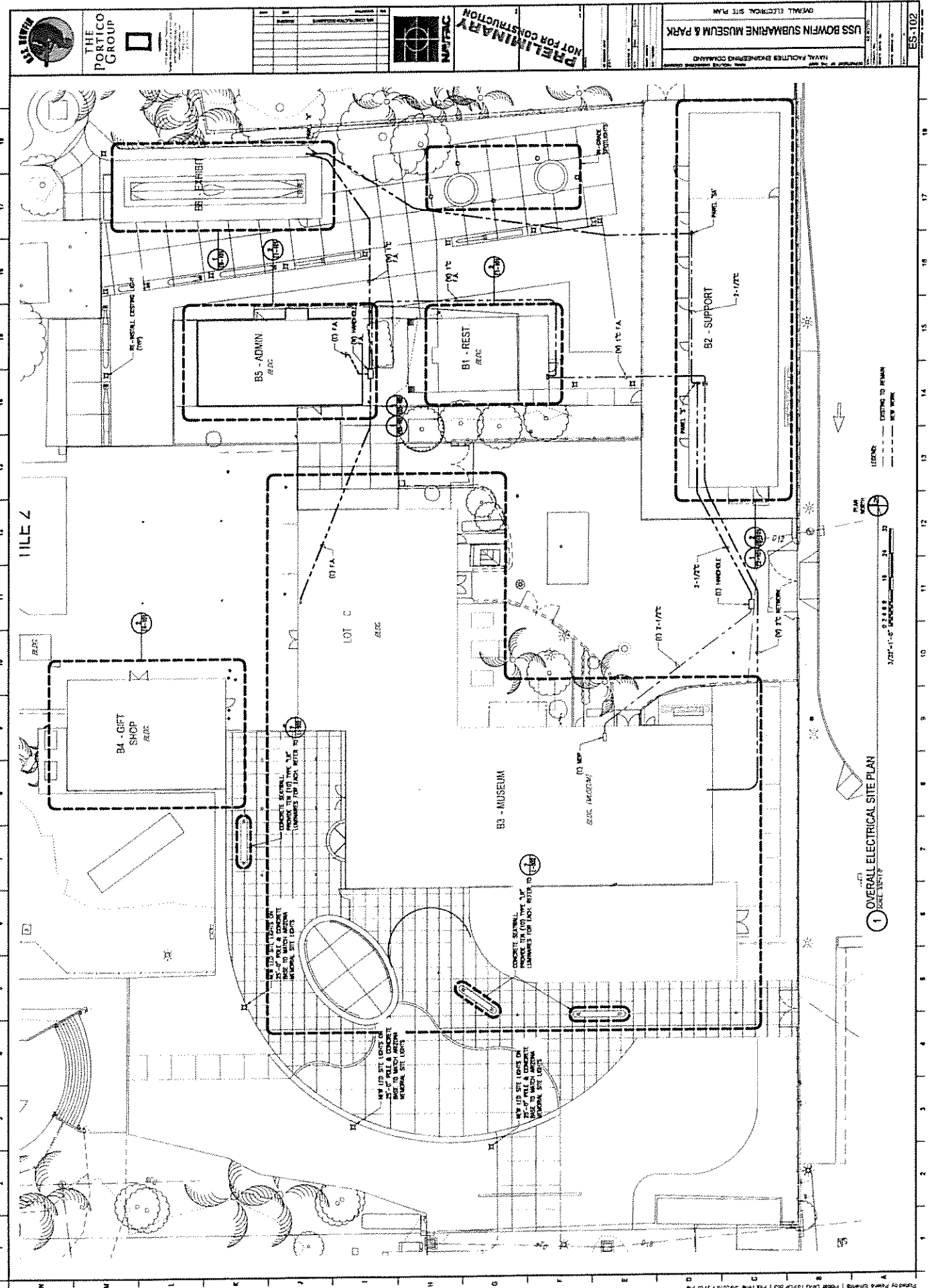


CLOTHES WASHER VALVE BOX DETAIL
 3



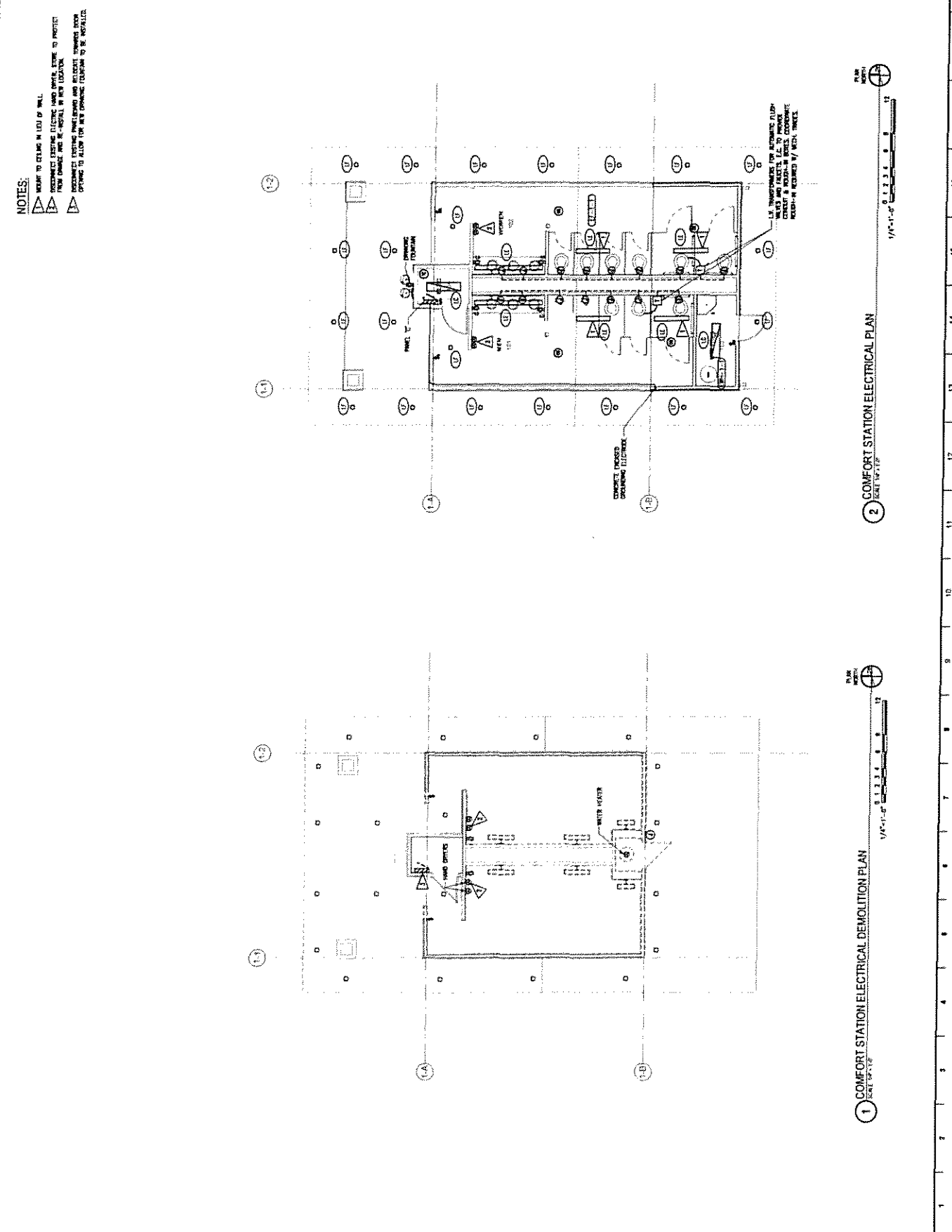
TYPICAL GREASE INTERCEPTOR PIPING DETAIL
 4





1 OVERALL ELECTRICAL SITE PLAN
SCALE: 1/8" = 1'-0"

LEGEND:
--- EXISTING TO REMAIN
- - - NEW WORK



NOTES:
 1. WEIGH IN TO BE IN LINE WITH WALL.
 2. RECONNECT EXISTING ELECTRICAL AND WIRE, SOME TO PROTECT FROM DAMAGE AND RE-INSTALL IN NEW LOCATION.
 3. RECONNECT EXISTING PANELBOARD AND RELAY/CONTROL SYSTEMS OPEN TO ALLOW FOR NEW SERVICE EQUIPMENT TO BE INSTALLED.



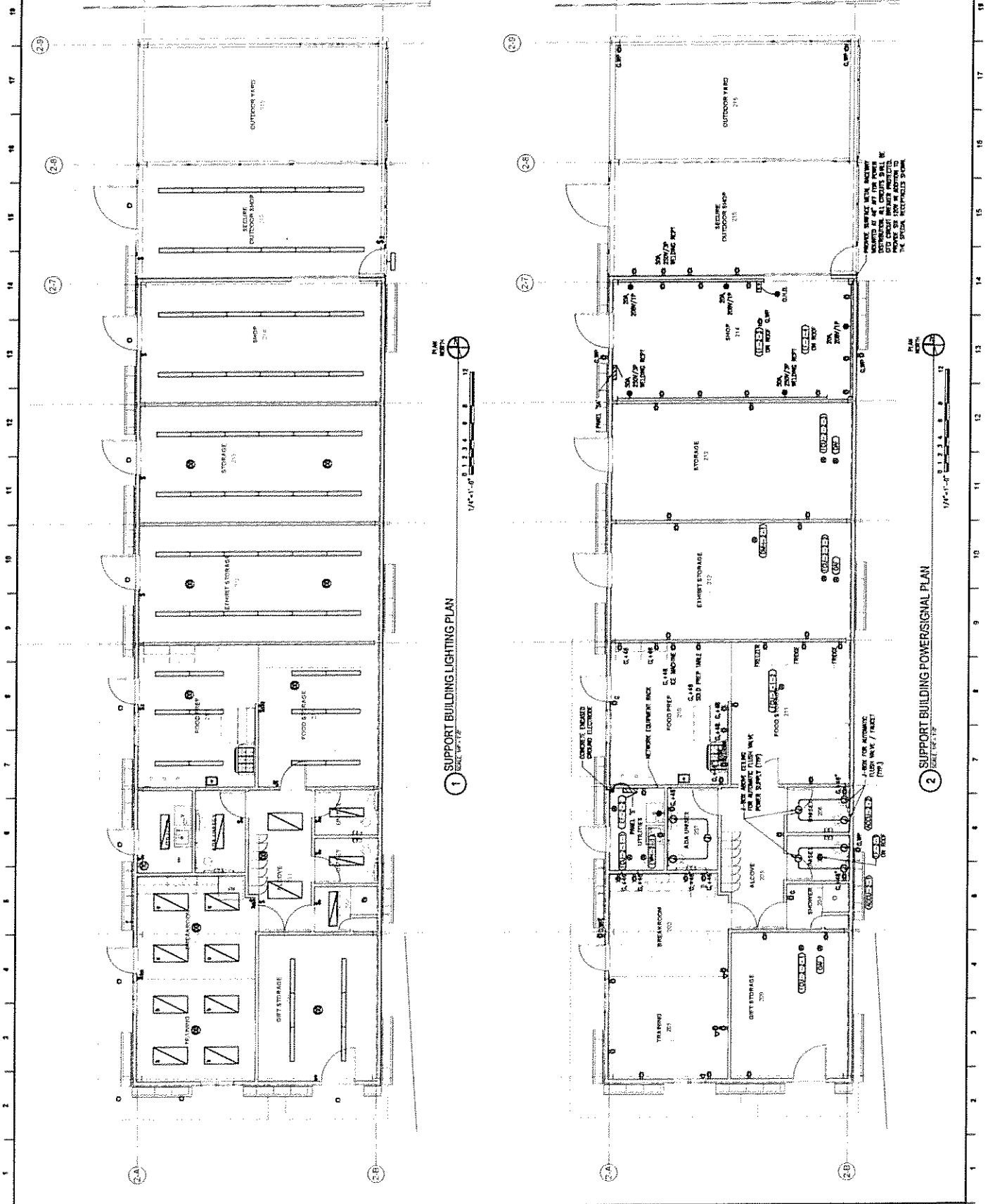
1/8"=1'-0"
 0 1 2 3 4 5 6 7 8 9 10 11 12 13 14 15 16 17 18

2 COMFORT STATION ELECTRICAL PLAN
 SCALE 1/8"=1'-0"



1/8"=1'-0"
 0 1 2 3 4 5 6 7 8 9 10 11 12 13 14 15 16 17 18

1 COMFORT STATION ELECTRICAL DEMOLITION PLAN
 SCALE 1/8"=1'-0"



1 SUPPORT BUILDING LIGHTING PLAN
SCALE 1/8"=1'-0"

2 SUPPORT BUILDING POWER/SIGNAL PLAN
SCALE 1/8"=1'-0"

PROVIDE SIGNAL WITH ANCHOR
BOLTS AS AT THE POINT
OF ENTRY TO THE ROOM.
SEE CHART INDICATED THEREON.
SEE CHART INDICATED THEREON.
SEE CHART INDICATED THEREON.

SEE CHART FOR ANCHOR
BOLTS AS AT THE POINT
OF ENTRY TO THE ROOM.
(P1)

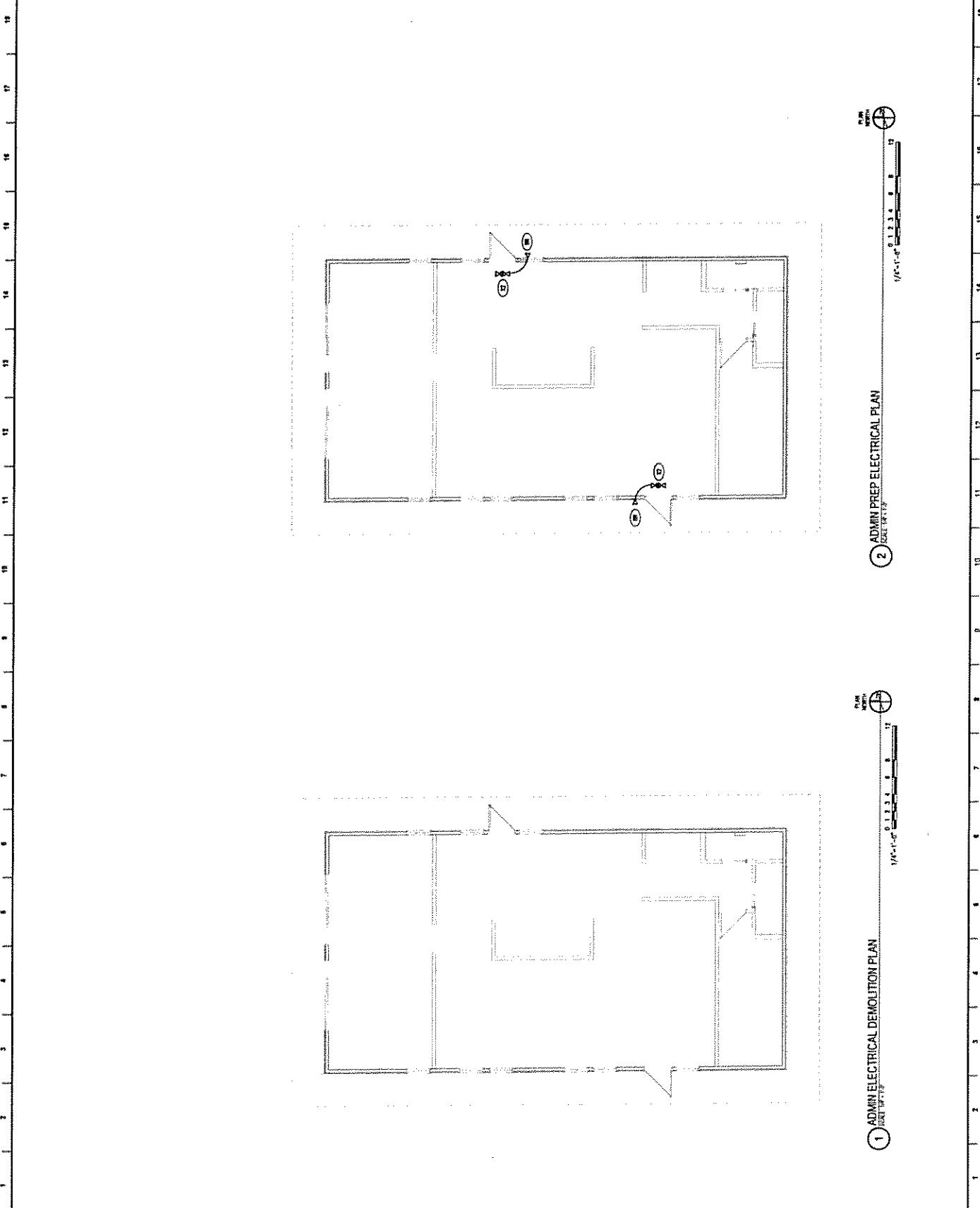
PRELIMINARY
NOT FOR CONSTRUCTION



NO.	REVISION	DATE



THE PORTICO GROUP



2 ADMIN PREP ELECTRICAL PLAN
SCALE 1/4\"/>

1 ADMIN ELECTRICAL DEMOLITION PLAN
SCALE 1/4\"/>

COMFORT STATION FIRE PROTECTION PLAN
USS BOWFIN SUBMARINE MUSEUM & PARK
NAVAL FACILITIES ENGINEERING COMMAND

PRELIMINARY
NOT FOR CONSTRUCTION



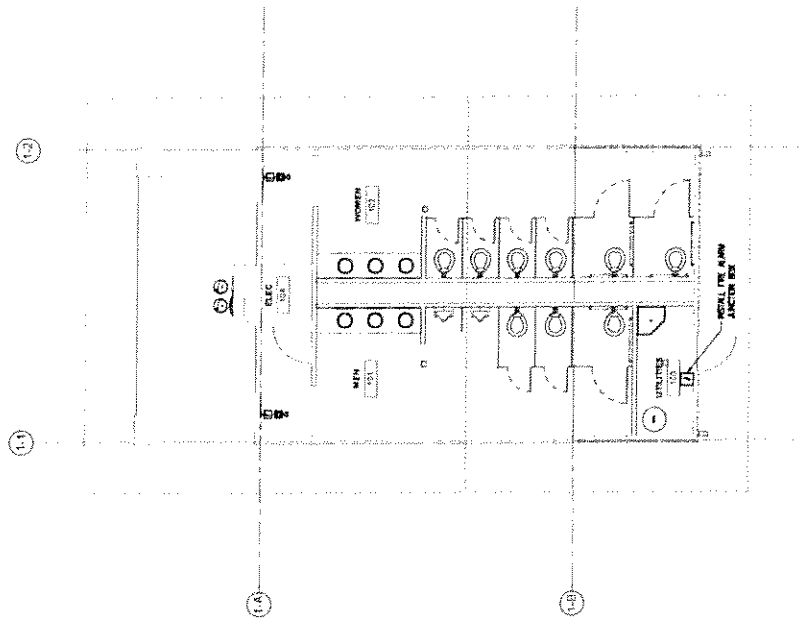
NO.	REV.	DESCRIPTION

THE
PORTICO
GROUP



1/8" = 1'-0"
0 1 2 3 4 5 6 7 8 9 10 11 12 13 14 15 16 17 18

1 COMFORT STATION FIRE PROTECTION PLAN
SCALE: 1/8" = 1'-0"

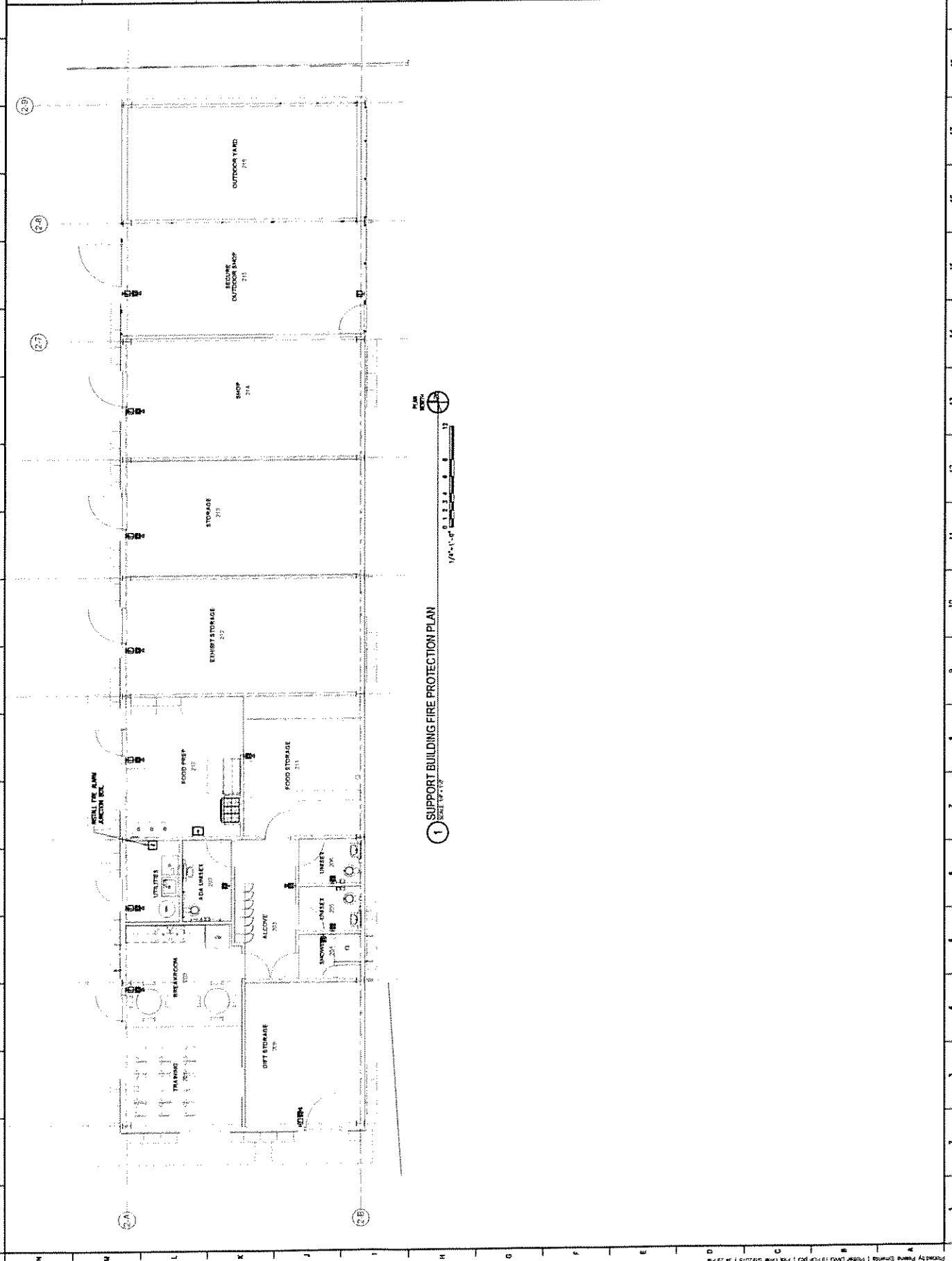


1 2 3 4 5 6 7 8 9 10 11 12 13 14 15 16 17 18

1 2 3 4 5 6 7 8 9 10 11 12 13 14 15 16 17 18



NO.	DATE	DESCRIPTION	BY
1	05/20/19	ISSUED FOR CONSTRUCTION	...



1 SUPPORT BUILDING FIRE PROTECTION PLAN
SCALE 1/8" = 1'-0"



THE PORTICO GROUP



NAVAL FACILITIES ENGINEERING COMMAND
NAVAL FACILITIES ENGINEERING COMMAND


NO.	REVISION	DATE	BY	CHKD



PRELIMINARY
NOT FOR CONSTRUCTION

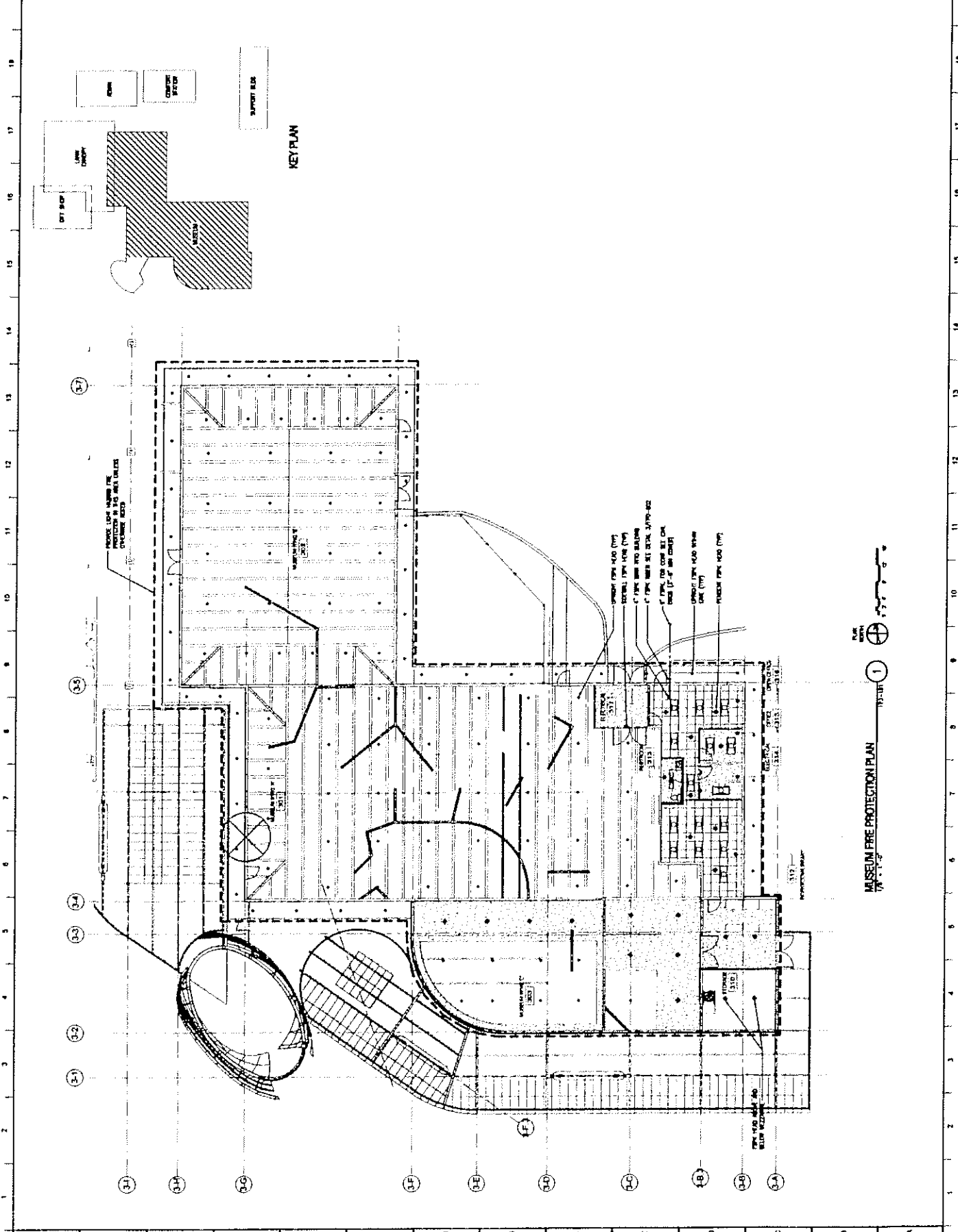
ADMIN FIRE PROTECTION PLAN
USS BOWFIN SUBMARINE MUSEUM & PARK

DATE: 12/11/13
SCALE: 1/8" = 1'-0"
PROJECT: FT-101

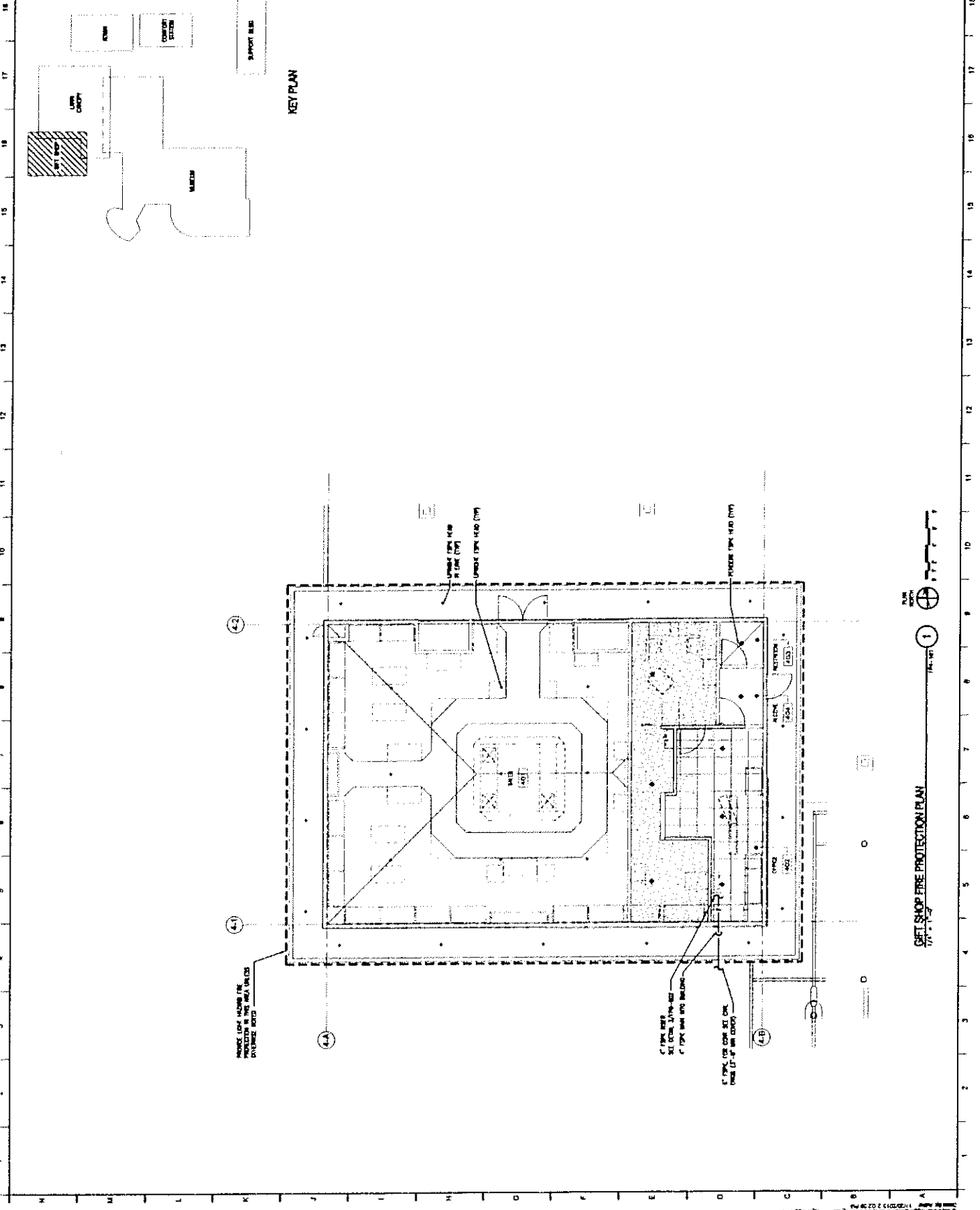
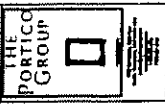



2 ADMIN FIRE PROTECTION PLAN
SCALE: 1/8" = 1'-0"

1 ADMIN FIRE PROTECTION DEMOLITION PLAN
SCALE: 1/8" = 1'-0"



MUSEUM FIRE PROTECTION PLAN
 1503019-202-0000-1



GIFT SHOP FIRE PROTECTION PLAN
 11/20/13



1

11/20/13