

State of Hawaii
DEPARTMENT OF AGRICULTURE
1428 South King Street
Honolulu, Hawaii 96814-2512
Phone: (808) 973-9600 Fax: (808) 973-9613

**TESTIMONY OF SCOTT E. ENRIGHT
CHAIRPERSON, BOARD OF AGRICULTURE**

**BEFORE THE HOUSE COMMITTEE FINANCE AND
THE SENATE COMMITTEE ON WAYS AND MEANS**

**TUESDAY, JANUARY 14, 2014
1:30 P.M.**

**DEPARTMENT OF AGRICULTURE
FISCAL BIENNIUM 2013-2015 BUDGET BRIEFING**

Mission Statement

To further expand the role of Hawaii's agricultural industry to benefit the well-being of our island society by diversifying the economy, protecting resources important for agricultural production, and gaining greater self-sufficiency in food and renewable energy production.

Overview

The Department of Agriculture has many varied responsibilities including establishing and maintaining irrigation systems, managing agricultural lands, marketing and business development, preventing the entry of invasive species into the state, pest and disease control and eradication, maintaining healthy livestock industries, rabies prevention, and food safety and quality assurance programs.

The Department is continuing to move forward as an advocate for all agriculture; using available resources to aid the agriculture and aquaculture industries in becoming an integral part of the State's economy and moving towards the vision of an integrated 21st century agricultural economy supported by all agencies of state government.

Recent accomplishments include:

Land

- The Important Agricultural Lands designation, which ensures lands will remain in agriculture in perpetuity, is now protecting over 101,000 acres of prime agricultural lands.
- The Department currently actively manages 13,565 acres serving 336 tenants through its agricultural park and non-agricultural park programs.
- 1,207 acres acquired by the Agribusiness Development Corporation through the purchase of the Galbraith estate lands are currently being prepared to be put into agricultural production. Applications for leases are being reviewed with preference being given to food producers.

Farmers

- Since the start of the Abercrombie administration, the State Agricultural Loan Division has approved 57 loans totaling \$9,267,896.
- New farmer loans totaled \$972,000 and were made to a wide variety of farm operations including: papaya, cattle, vegetable crops, orchids, edible ginger, and foliage/tropical flowers.
- Of the 57 loans approved 12 were specifically made to support our small farmers whose farms consist of 5 acres or less.
- HDOA, in partnership with the Department of Labor and Industrial Relations, and the Department of Hawaiian Homelands, supported the Veteran/Homesteader to Farmer program, part of the Waimea Nui Regional Community Development Initiative. The program has provided a successful farmer mentor to veterans or homesteaders interested in becoming farmers. 15 farmers have already graduated from this program with another 15 currently enrolled providing new farmers to expand our agricultural workforce.

Water

- 10 contracts are actively being carried out resulting in \$26.3 million in projects to improve the various irrigation systems vital to improving access to water for agricultural endeavors.

Biosecurity

- The Department has identified the secusio moth as an effective biocontrol agent to control fireweed, an invasive plant that is toxic to cattle. HDOA has worked with local ranchers on Maui and the Big Island to release and monitor the progress of the moth in the reduction of fireweed. Additionally, HDOA has been providing Lanai and Molokai with help in controlling fireweed.

Market Development

- The promotion of local products moved to television where 30 second spots were shown during University of Hawaii and local high school sports telecasts. Hawaii

farmers were featured in these commercials, promoting their product and advocating for to “eat local”.

- Continued promotion of the Hawaii Seal of Quality products and the Buy Local, It Matters campaign which encourages consumers to make conscious decisions to purchase locally grown produce and plants. This not only supports our Hawaii farmers, but also helps to decrease our dependence on imports which also helps to reduce the introduction of invasive species.

Federal Funds

Departmental programs actively pursue federal funds through applying for grants and entering into cooperative agreements. In order to leverage state funds, important federal partnerships with various US Department of Agriculture agencies such as the Animal and Plant Health Inspection Service, Rural Development program, Farm Service Agency, Natural Resource Conservation Service, Sustainable Agriculture Research and Education program and the Department of Interior- Bureau of Reclamation will continue to be fostered. Current sources of funding are not expected to be affected by the Federal Budget Control Act sequester.

Budget Request

The supplemental budget requests were formulated to continue the road towards an integrated 21st century agricultural economy by providing land, capital, infrastructure, markets, and the necessary tools that local agriculturalists need to achieve success. Significant adjustments include:

- Eight additional positions and revolving funds for the Pesticides Program funds. Pesticide use is a vital tool that helps farmers to increase the supply of local food products and provide for Hawaii’s self-sustainability. The additional staffing in the pesticide branch will help to ensure proper pesticide use by applicators in all diversified fields of agriculture and help safeguard the local environment as well. The added positions will provide the needed support on the neighbor islands and in rural communities to ensure that local food production is encouraged by the utilization of safe pesticide practices.
- \$2 million in general funds in FY 15 to supplement the Agricultural Loan Revolving Fund. The Agricultural Loan Division has been working diligently to provide low cost loans to farmers for infrastructure, operation expansion, implementation of innovative practices, and for start-up capital, to name a few. The program has been very successful averaging \$3.8m in loans for the past two years. It has been so successful that currently only \$3.3m remain available for loans in our Agricultural Loan Revolving Fund, and we are expecting to exhaust our capabilities to generate new loans for those farmers in need. The Department sees this as a positive sign of the demand and growth of agriculture in Hawaii and hopes that with the support of the legislature we will be able to continue to build on this success.

- \$3.5 million in general obligation bonds in FY 15 for the Waimea Homestead Community Agricultural Park. This CIP funding will create the infrastructure, roads, and water necessary for a 166 acre parcel to support the Veteran/Homesteader to Farmer Program in Waimea. This program partners burgeoning farmers with a proven and experienced farming in a mentorship program meant to grow more farmers. 15 new farmers have already graduated from this program and are adding to our agricultural workforce.
- \$40 million in general obligation bonds in FY 15 for the purchase of agricultural lands in Central Oahu from Dole. This investment will provide the seed capital to attract the necessary public and private funds to purchase 220,000 acres of lands in central Oahu to be preserved as a mix of agriculture and conservation lands.
- \$265,000 in revolving funds for the purchase of equipment for the Molokai Irrigation System (MIS). MIS is currently the largest consumer of State agricultural water. Servicing over 3,400 acres of land, this funding will provide the equipment necessary to effectively operate and maintain the system.
- \$250,000 in general funds for FY 15 to expand the branding and labeling programs for locally grown foods. A recent study showed that Hawaii residents are willing to pay more for locally grown produce but that they have difficulty identifying such products in the market. Expansion of branding and labeling programs such as “Buy Local, It Matters” campaign will help to identify locally grown foods for consumers. Additional personnel and funds will enable the program to increase the amount and types of marketing materials and to expand venues for distribution of promotional materials. These efforts should increase the demand for locally grown foods and contribute to the expansion of agriculture and increase of food security.
- \$1 million in general funds in FY 15 to establish the Agricultural Development and Food Security Program. This program is intended to provide educational outreach to bring understanding to our communities about agriculture. Recently, a number of issues have been debated in the public that exhibit a general misunderstanding about the agricultural system. The Department plans to mount an advertising campaign to educate the public and create a clear narrative of agriculture in Hawaii. A greater understanding by the public of agriculture in Hawaii will emphasize the importance of reducing our reliance on imported foods and the need to increase our state’s food security, food self-sufficiency and sustainability.
- 3 new Agricultural Outreach positions to provide agricultural expertise to other departments with agricultural lands. The Department has the experience in providing farmers with access to affordable lands through our Agricultural Park Programs and our Non-Agricultural Parks Program. DOA wishes to support other departments like the Department of Hawaiian Homelands, the Department of Land and Natural Resources, and the Office of Hawaiian Affairs to administer programs to bring more public agricultural lands into agricultural production. Having the support of the DOA to provide guidance in agricultural matters is an

efficient and effective use of DOA's knowledge to create synergies that will be beneficial for our brother and sister departments and the state as a whole.

- \$250,000 in general funds and 3 positions for the Market Analysis and News Branch. The requested positions will restore the branch to staffing levels that were present before the reduction-in-force in 2010. The impact of the lack state funded staff has been compounded by recent federal budget reductions which have resulted in the drastic reduction of federal agricultural statistics staff in the State. With the current emphasis on the state's food security, data collected by this branch provides essential information on the progress of food security efforts as well as identifies shortcomings that must be addressed.

Department of Agriculture
Prioritized List of Functions

Table 1

Priority	Description of Function	Activities	Prog ID(s)	Statutory Reference
1	Reviews and develops agricultural goals and objectives compatible with statewide expansion, improving self-sufficiency in food production and diversification of Hawaii's agricultural base to better serve the community and the industry. Provide department-wide administrative support.	Plan, direct, coordinate and manage activities of the department; Improve the provision of fiscal, personnel management, computer services, budget and management and property management services for the department.	AGR 192	Ch 226-7 HRS
2	Prevents the introduction of plant pests and diseases, provides certification services to facilitate the export of certain plant materials, controls and eradicates insects and noxious weeds, and controls the distribution and usage of pesticides.	Inspection for alien species; surveillance and control of plant pests and plant pathogens; license and classify pesticide products; test competency of pesticide applicators; enforce pesticide requirements; conduct chemical analysis of samples	AGR 122, AGR 846	Ch 141-3,141-3.5, 141-3.6, 149A-152 HRS
3	Carries out programs to conserve, develop, and utilize the agricultural resources and infrastructure of the State; facilitates diversified farming and enforces and formulates and enforces laws, rules, and regulations to efficiently manage these resources.	Manage, operate and develop state agricultural land and irrigation systems; implement design and construction of capital improvement projects to improve access to agricultural lands and irrigation systems and to develop processing facilities to enhance marketability of commodities	AGR 141, AGR 161	Ch 166-168, 171 HRS
4	Administers the agricultural and aquacultural loan programs	Provide agricultural and aquacultural loans to encourage such activities; assist farmers and aquaculturists in securing credit from private lenders; provide loans during emergencies or natural disasters; service and counsel existing and prospective borrowers	AGR 101	Ch 155 HRS
5	Collects and disseminates statistical data on agricultural production, supports marketing and research on various agricultural commodities.	Facilitate export of agricultural products; assist agricultural and food manufacturing industries to maintain viability; conduct business feasibility analysis and research; develop market information and growth potentials for specific agricultural and food manufacturing industries; meet with individuals and industry groups to discuss implement, coordinate and improve State programs	AGR 171	Ch 141, 148
6	Establishes and enforces grade standards for agricultural commodities producers in the State in cooperation with the industry, and to achieve stability within various commodity sectors like milk, coffee, eggs, papaya; implement food safety certification program.	Administer and conduct fee for service inspection, certification and audits, label enforcement and licensing of dealers relating to agricultural commodities; review and adjust producer production quotas and price of milk; implement proces to certify that farms are food safe.	AGR 151	Ch 144-147, 157 HRS

Department of Agriculture
 Prioritized List of Functions

Table 1

<u>Priority</u>	<u>Description of Function</u>	<u>Activities</u>	<u>Prog ID(s)</u>	<u>Statutory Reference</u>
7	Administers the state animal health programs and aquaculture development program	Regulate animal importation; inspection and quarantine of dogs and cats; prevent the introduction of economically important livestock and poultry diseases and pests and agents with public health impact; maintain animal disease control programs with public health impact; maintain disease-free statuses of economically important livestock diseases under Federal-State Control and eradication programs; Emergency preparedness activities related to highly contagious livestock and poultry diseases or natural disasters; aquatic health management, aquaculture promotion and development	AGR 132, AGR 131, AGR 153	Ch 142-143 HRS, Ch 141-2.5 HRS
8	Maintains official State primary measurement standards; ensures accuracy of commercial measuring devices	Inspect weight, volume and linear measuring devices; calibrate measurement standards; test fuel for octane content; inspect consumer packages for content; inspect consumer products for price verification; license weighmasters and service agencies	AGR 812	Ch 486 HRS

Department of Agriculture
Department Totals

Table 2

Fiscal Year 2014				
Act 134/13 Appropriation	Restriction	Emergency Appropriations	Total FY14	MOF
\$ 14,392,759			\$ 14,392,759	A
\$ 17,139,106			\$ 17,139,106	B
\$ 1,833,517			\$ 1,833,517	N
\$ 812,962			\$ 812,962	T
\$ 44,270			\$ 44,270	U
\$ 11,680,519			\$ 11,680,519	W
\$ 45,903,133	\$ -	\$ -	\$ 45,903,133	Total
Fiscal Year 2015				
Act 134/13 Appropriation	Reductions	Additions	Total FY15	MOF
\$ 13,460,801		\$ 4,163,080	\$ 17,623,881	A
\$ 17,287,596		\$ 24,937	\$ 17,312,533	B
\$ 1,833,517	\$ (1,646,517)		\$ 187,000	N
\$ -		\$ 1,558,251	\$ 1,558,251	P
\$ 812,962			\$ 812,962	T
\$ 44,270		\$ 410,000	\$ 454,270	U
\$ 11,680,519		\$ 873,269	\$ 12,553,788	W
\$ 45,119,665	\$ (1,646,517)	\$ 7,029,537	\$ 50,502,685	Total

Department of Agriculture
Program ID Totals

Table 3

Prog ID	Program Title	MOF	As appropriated by Act 134/13 (FY14)			Governor's Submittal (FY15)			Percent Change of \$\$\$\$
			Pos (P)	Pos (T)	\$\$\$	Pos (P)	Pos (T)	\$\$\$	
AGR 101	Financial Assistance for Agriculture	A			\$ 750,000			\$ 2,000,000	167%
		B	9.00		\$ 1,089,967	9.00		\$ 1,089,967	0%
		W			\$ 5,500,000			\$ 5,500,000	0%
AGR 122	Plant Pest and Disease Control	A	87.00		\$ 5,306,588	87.00		\$ 5,455,104	3%
		B	42.00		\$ 8,752,936	42.00		\$ 8,752,936	0%
		N		5.00	\$ 672,380			\$ 2,500	-99.63%
		P					5.00	\$ 669,880	
		T			\$ 512,962			\$ 512,962	0%
		U			\$ 44,270			\$ 44,270	0%
		W			\$ 50,360			\$ 50,360	0%
AGR 131	Rabies Quarantine	B	36.32	1.25	\$ 3,281,623	36.32	1.25	\$ 3,281,623	0%
AGR 132	Animal Disease Control	A	13.68	8.00	\$ 1,497,780	21.68		\$ 1,497,780	0%
		B	5.00		\$ 159,527	5.00		\$ 281,052	76%
		N		1.00	\$ 377,518			\$ -	
		P					1.00	\$ 377,518	
		U						\$ 410,000	
AGR 141	Agricultural Resource Management	A	6.00		\$ 750,643	6.00		\$ 911,887	21%
		B	23.50		\$ 2,116,000	24.50		\$ 2,140,937	1%
		W	7.50		\$ 1,127,933	7.50		\$ 1,392,933	23%
AGR 151	Quality and Price Assurance	A	16.00		\$ 1,193,246	16.00		\$ 1,193,246	0%
		B	3.00		\$ 374,738	3.00		\$ 374,738	0%
		N			\$ 77,424			\$ -	
		P						\$ 77,424	
		T			\$ 300,000			\$ 300,000	0%
		W		10.00	\$ 502,559		10.00	\$ 502,559	0%
AGR 153	Aquaculture Development	A	4.00		\$ 310,405	4.00		\$ 310,405	0%
		B			\$ 125,000			\$ 125,000	0%
		N			\$ 46,134			\$ -	
AGR 161	Agribusiness Development	A			\$ 650,601			\$ 50,601	-92%
		B			\$ 500,000			\$ 500,000	0%
		W		11.00	\$ 3,397,691		11.00	\$ 3,817,691	12%
AGR 171	Agricultural Development	A	14.00		\$ 1,562,275	20.00		\$ 2,169,367	39%
		B			\$ 20,000			\$ 20,000	0%
		N			\$ 184,500			\$ 184,500	0%
AGR 192	General Administration for Agriculture	A	22.00		\$ 1,489,886	25.00		\$ 2,685,076	80%
		B	5.00		\$ 299,315	5.00		\$ 326,280	9%
AGR 812	Measurement Standards	A	7.00		\$ 384,525	7.00		\$ 384,525	0%

Department of Agriculture
Program ID Totals

Table 3

Prog ID	Program Title	MOF	As appropriated by Act 134/13 (FY14)			Governor's Submittal (FY15)			Percent Change of \$\$\$\$
			Pos (P)	Pos (T)	\$\$\$	Pos (P)	Pos (T)	\$\$\$	
		B	4.00		\$ 420,000	4.00		\$ 420,000	0%
AGR 846	Pesticides	A	8.00		\$ 496,810	16.00		\$ 965,890	94%
		N	2.00	2.00	\$ 475,561				
		P				2.00	1.00	\$ 433,429	
		W	8.00		\$ 1,101,976	8.00		\$ 1,290,245	17%
		A	177.68	8.00	\$ 14,392,759	202.68	0.00	\$ 17,623,881	
		B	127.82	1.25	\$ 17,139,106	128.82	1.25	\$ 17,312,533	
		N	2.00	8.00	\$ 1,833,517	0.00	0.00	\$ 187,000	
		P	0.00	0.00	\$ -	2.00	7.00	\$ 1,558,251	
		T	0.00	0.00	\$ 812,962	0.00	0.00	\$ 812,962	
		U	0.00	0.00	\$ 44,270	0.00	0.00	\$ 454,270	
		W	15.50	21.00	\$ 11,680,519	15.50	21.00	\$ 12,553,788	
			323.00	38.25	\$ 45,903,133	349.00	29.25	\$ 50,502,685	

Department of Agriculture
Budget Request Decisions

Table 4

Prog ID	Description of Request	MOF	Initial Department Request			Initial Budget & Finance Recommendation			Governor's Final Decision		
			Pos (P)	Pos (T)	\$\$\$	Pos (P)	Pos (T)	\$\$\$	Pos (P)	Pos (T)	\$\$\$
AGR 101	Supplement Agricultural Loan Revolving Fund	A			\$ 2,000,000			\$ -			\$ 2,000,000
AGR 122	Additional positions and other current expenses	A	6.00		\$ 323,592			\$ -			\$ -
AGR 122	Change MOF from N to P- Plant Quarantine Branch	P						\$ 262,420			\$ 262,420
					\$ 262,420						
		N			\$ (262,420)			\$ (262,420)			\$ (262,420)
AGR 122	Change MOF from N to P- Plant Pest Control Branch	P						\$ 407,460			\$ 407,460
				5.00	\$ 407,460	5.00			5.00		\$ 407,460
		N		(5.00)	\$ (407,460)	(5.00)		\$ (407,460)	(5.00)		\$ (407,460)
AGR 132	Change status of positions from temp to perm	A	8.00	(8.00)	\$ -	8.00	(8.00)	\$ -	8.00	(8.00)	\$ -
AGR 132	Establish ceiling for vacation transfers	U			\$ 410,000			\$ 410,000			\$ 410,000
AGR 132	Change MOF from N to P- Livestock Disease Control	P						\$ 278,288			\$ 278,288
				1.00	\$ 278,288		1.00			1.00	
		N		(1.00)	\$ (278,288)		(1.00)	\$ (278,288)		(1.00)	\$ (278,288)
AGR 132	Change MOF from N to P- Veterinary Laboratory	P			\$ 99,230			\$ 99,230			\$ 99,230
		N		(1.00)	\$ (99,230)		(1.00)	\$ (99,230)		(1.00)	\$ (99,230)
AGR 141	Equipment for Molokai Irrigation System	A			\$ 265,000			\$ -			\$ -
		W						\$ 265,000			\$ 265,000
AGR 141	Establish Secretary III position	B	1.00		\$ 49,929	1.00		\$ 24,937	1.00		\$ 24,937
AGR 151	Change MOF from N to P	P			\$ 77,424			\$ 77,424			\$ 77,424
		N			\$ (77,424)			\$ (77,424)			\$ (77,424)
AGR 153	Delete Federal Fund ceiling	N			\$ (46,134)			\$ (46,134)			\$ (46,134)
AGR 161	Increase general fund supplement for ADC Revolving Fund	A			\$ 200,000			\$ -			\$ -
AGR 161	Increase revolving fund ceiling	W			\$ 220,000			\$ 420,000			\$ 420,000
AGR 171	Funds for NASDA Conference	A			\$ 40,000			\$ 40,000			\$ 40,000
AGR 171	Market Research and agricultural statistics	A							3.00		\$ 250,000
AGR 171	Expand/improve branding and labeling programs for locally grown food	A							3.00		\$ 250,000
AGR 192	Request Pers Tech Position and Other Current Expenses	A	1.00		\$ 127,295			\$ 78,000			\$ 78,000
AGR 192	Establish agricultural developmant and food security program	A									\$ 1,000,000
AGR 192	Establish Planner positions for agricultural outreach activities	A							3.00		\$ 76,000
AGR 846	Transfer posns (8.00) from revolving fund to general funds	A	8.00		\$ 469,080	8.00		\$ 469,080	8.00		\$ 469,080
AGR 846	Additional general fund positions for Pesticides Branch	A	11.00		\$ 576,414			\$ -			\$ -
		W							8.00		\$ 188,269
AGR 846	Delete Federal Funded position	N		(1.00)	\$ (42,132)		(1.00)	\$ (42,132)		(1.00)	\$ (42,132)
AGR 846	Change MOF from N to P	P	2.00	1.00	\$ 433,429	2.00	1.00	\$ 433,429	2.00	1.00	\$ 433,429
		N	(2.00)	(1.00)	\$ (433,429)	(2.00)	(1.00)	\$ (433,429)	(2.00)	(1.00)	\$ (433,429)

Department of Agriculture
Budget Request Decisions

Table 4

Prog ID	Description of Request	MOF	Initial Department Request			Initial Budget & Finance Recommendation			Governor's Final Decision		
			Pos (P)	Pos (T)	\$\$\$	Pos (P)	Pos (T)	\$\$\$	Pos (P)	Pos (T)	\$\$\$
AGR 846	Trade-off Personnel costs for other current expenses	W	(8.00)		\$ -	(8.00)		\$ -	(8.00)		\$ -

Department of Agriculture
Proposed Budget Reductions

Table 5

<u>Prog ID</u>	<u>Description of Reduction</u>	<u>Impact of Reduction</u>	<u>MOF</u>	<u>Pos (P)</u>	<u>Pos (T)</u>	<u>\$\$\$</u>	<u>Carry-over?</u> <u>(Y/N)</u>
AGR 153	Delete Federal Fund Ceiling	None- Program no longer receives grant	N			\$ (46,134.00)	Y
AGR 846	Delete Federal Funded Position	None- Program no longer receives funds for position	N		(1.00)	\$ (42,132.00)	Y

Department of Agriculture
Proposed Budget Additions

Table 6

<u>Prog ID</u>	<u>Request Category</u>	<u>Prog ID Priority</u>	<u>Dept-Wide Priority</u>	<u>Description of Addition</u>	<u>Justification</u>	<u>MOF</u>	<u>Pos (P)</u>	<u>Pos (T)</u>	<u>\$\$\$</u>
AGR 101	O	1	2	Supplement Agricultural Loan Revolving Fund	The loan fund has approximately 1.5 years worth of funding	A	0.00	0.00	\$ 2,000,000
AGR 132	O	1	5	Change status of positions from temporary to permanent	This program has been in place at the Honolulu International Airport for approximately 20 years but the positions remained temporary since the previous funding for the positions was not permanent.	A	8.00	(8.00)	-
AGR 132	O	2	13	Establish Interdepartmental Transfer Ceiling for Vacation Transfers	In Act 134/13 , the means of financing for eight Livestock Disease Control positions were transferred from interdepartmental to general funds due to the discontinuation of funds from the Department of Transportation. The interdepartmental transfer fund ceiling was also deleted in Act 134/13 so vacation transfers could not occur in FY 14. Establishing the ceiling for FY 15 would allow for the vacation funds to be credited to the general fund.	U			\$ 410,000
AGR 141	O	1	12	Establish Secretary III position	The division is in the process of creating a new branch which will be led by an Engineering Program Manager (EM-7). This branch will need clerical support to manage the large amount of contracts, reports, letters, memorandums, travel, supplies, etc that the branch requires in order to operate.	B	1.00	0.00	\$ 24,937
AGR 141	O	2	3	Increase Revolving Funds Ceiling for Purchase of Equipment for Molokai Irrigation System	The Molokai Irrigation System is currently the largest consumer of State agricultural water. This system services over 3,400 acres of land. This request will provide the equipment necessary to effectively operate and maintain the system.	W			\$ 265,000

Department of Agriculture
Proposed Budget Additions

Table 6

<u>Prog ID</u>	<u>Request Category</u>	<u>Prog ID Priority</u>	<u>Dept-Wide Priority</u>	<u>Description of Addition</u>	<u>Justification</u>	<u>MOF</u>	<u>Pos (P)</u>	<u>Pos (T)</u>	<u>\$\$\$</u>
AGR 161	O	1	4	Increase Revolving Fund Ceiling	Ceiling increase is needed for: 1) cover payroll shortfall that occurred in the last fiscal year, requiring transfer of allotment from Other Expenditures to Personnel; and 2) cover projected increase in expenditures on new land, infrastructure and facilities such as repair and maintenance services, consultant services and incidentals. The ADC plans to have a full time Project Manager (position approved pursuant to Act 134, SLH 2013) effective 3rd quarter of FY14, who will help develop and improve ADC's new CIP acquisitions.	W			\$ 420,000
AGR 171	ND	1	6	Expand Branding and Labeling Programs for Locally Grown Foods	A recent study showed that Hawaii residents are willing to pay more for locally grown produce but that they have difficulty identifying such products in the market. Expansion of branding and labeling programs such as "Buy Local, It Matters" campaign will help to identify locally grown food for consumers. Additional personnel and funds will enable program to increase the amount and types of marketing materials and to expand venues for distribution of promotional materials. These efforts should increase the demand for locally grown foods and contribute to the expansion of agriculture and increase of food security.	A	3.00		\$ 250,000

Department of Agriculture
Proposed Budget Additions

Table 6

<u>Prog ID</u>	<u>Request Category</u>	<u>Prog ID Priority</u>	<u>Dept-Wide Priority</u>	<u>Description of Addition</u>	<u>Justification</u>	<u>MOF</u>	<u>Pos (P)</u>	<u>Pos (T)</u>	<u>\$\$\$</u>
AGR 171	ND	2	10	Market Research and Agricultural Statistics	The requested positions will restore branch to staffing levels that were present before the reduction-in-force in 2010. Since the staff reductions there has been a void of agricultural data available to the industry and policy makers. With the current emphasis on food security of the state, data collected by this branch provides essential information on the progress of food security efforts as well as shortcomings that must be addressed. The impact of the lack of state funded staff has been compounded by recent federal budget reductions which resulted in the drastic reduction of federal agricultural statistics staff in the State. The previous budget reductions also reduced other operating funds for other current expenses to a minimum level. The other current expenses requested in this request provides for an adequate level of funding for the operation of the branch.	A	3.00		\$ 250,000
AGR 171	O	3	9	Funds for NASDA Conference	Hawaii, as per the rules of the National Association of State Department of Agriculture (NASDA), will host the 2015 NASDA Annual Meeting. The funding of \$40,000 is not a recurring expense and will support the planning and execution of the meeting which includes attending the 2014 Annual Meeting in Vermont to prepare for the meeting in September 2015, currently planned to take place on Hawaii Island, where 60 percent of Hawaii's agriculture is located.	A			\$ 40,000

Department of Agriculture
Proposed Budget Additions

Table 6

<u>Prog ID</u>	<u>Request Category</u>	<u>Prog ID Priority</u>	<u>Dept-Wide Priority</u>	<u>Description of Addition</u>	<u>Justification</u>	<u>MOF</u>	<u>Pos (P)</u>	<u>Pos (T)</u>	<u>\$\$\$</u>
AGR 192	ND	1	7	Establish Agricultural Development and Food Security Program	This program is intended to provide educational outreach to bring understanding to our communities about agriculture. Recently, a number of issues have been debated in the public that exhibit a general misunderstanding about the agricultural system. The Department plans to mount an advertising campaign to educate the public and create a clear narrative of agriculture in Hawaii. A greater understanding by the public of agriculture in Hawaii will emphasize the importance of reducing our reliance on imported foods and the need to increase our state's food security, food self-sufficiency and sustainability.	A			\$ 1,000,000
AGR 192	ND	2	8	Agricultural Outreach Positions	The Department of Agriculture has the experience in providing farmers with access to affordable lands through our Agricultural Park Programs and our Non-Agricultural Parks Program. DOA wishes to utilize this expertise to support other departments like the Department of Hawaiian Homelands to administer programs to bring more public agricultural lands into agricultural production. Having the support of DOA to provide guidance in agricultural matters is an efficient and effective use of DOA's knowledge to create synergies that will be beneficial for both departments and the state as a whole.	A	3.00		\$ 76,000

Department of Agriculture
Proposed Budget Additions

Table 6

<u>Prog ID</u>	<u>Request Category</u>	<u>Prog ID Priority</u>	<u>Dept-Wide Priority</u>	<u>Description of Addition</u>	<u>Justification</u>	<u>MOF</u>	<u>Pos (P)</u>	<u>Pos (T)</u>	<u>\$\$\$</u>
AGR 192	O	3	11	Funds for Other Current Expenses	ICSD will be replacing the existing Frame Relay host circuit with two high-speed Ethernet circuits. This project reduced telecommunications costs and improved bandwidth speeds statewide, but has significantly increased HDOA costs because we utilized DSL lines. This change is required by OIMT/ICSD and should result in more stable and increased bandwidth for our remote sites.	A			\$ 78,000
AGR 846	O	1	1	Additional Positions for Pesticides Program	Pesticide use is one major tool that helps farmers to increase the supply of local food products and provide for Hawaii's self-sustainability. The additional staffing in the pesticide branch will help to ensure proper pesticide use by applicators in all diversified fields of agriculture and help safeguard the local environment as well. Thereby supporting rural communities to thrive and encourage food production in school and family gardens by the utilization of safe pesticide practices.	W	8.00		\$ 188,269

Department of Agriculture
 Current Year (FY14) Restrictions

Table 7

<u>Prog ID</u>	<u>MOF</u>	<u>Restriction \$\$\$</u>	<u>Percent of Act 134/13 Prog ID Appropriation</u>	<u>Impact</u>
NONE				

Department of Agriculture
Emergency Appropriation Requests

Table 8

<u>Prog ID</u>	<u>Description of Request</u>	<u>Explanation of Request</u>	<u>MOF</u>	<u>Pos (P)</u>	<u>Pos (T)</u>	<u>\$\$\$</u>
NONE						

Department of Agriculture
Expenditures Exceeding the Appropriation

Table 9

<u>Prog ID</u>	<u>MOF</u>	<u>Date</u>	<u>Appropriation</u>	<u>Amount Exceeding Appropriation</u>	<u>Percent Exceeded</u>	<u>Reason for Exceeding Ceiling</u>	<u>Legal Authority</u>	<u>Recurring (Y/N)</u>	<u>GF Impact (Y/N)</u>
None									

Department of Agriculture
Intradepartmental Transfers

Table 10

<u>Actual or Anticipated Date of Transfer</u>	<u>MOF</u>	<u>Pos (P)</u>	<u>Pos (T)</u>	<u>\$\$\$</u>	<u>From Prog ID</u>	<u>Percent of Program ID Appropriation Transferred From</u>	<u>To Prog ID</u>	<u>Percent of Receiving Program ID Appropriation</u>	<u>Reason for Transfer</u>	<u>Recurring (Y/N)</u>
NONE										

Department of Agriculture
Federal Awards

Table 11

<u>State Expending Agency</u>	<u>Program ID</u>	<u>Award Number</u>	<u>CFDA Number</u>	<u>Award Description</u>	<u>Awarding Federal Agency</u>	<u>Award Amount</u>	<u>Award Amount Allocated to the Pgm ID in Column B</u>	<u>State Appropriation Symbol</u>	<u>Contact Name</u>	<u>Contact Phone</u>	<u>Contact Email</u>
A (AGR)	AGR 122	HI-BTS-2012-1	15.875	Research and Development for the Brown Tree Snake	US Dept of Interior	\$262,420	\$262,240	S-211-A	Neil Reimer	973-9530	neil.j.reimer@hawaii.gov
A (AGR)	AGR 122	12-8515-1475-CA	10.025	Sytems Approach to Pest Management Practices - Potted	US Dept of Agriculture	\$240,000	\$240,000	S-226-A	Neil Reimer	973-9530	neil.j.reimer@hawaii.gov
A (AGR)	AGR 122	12-8515-1572-CA	10.025	Increased Inscpection at Ports	US Dept of Agriculture	\$300,000	\$300,000	S-251-A	Neil Reimer	973-9530	neil.j.reimer@hawaii.gov
A (AGR)	AGR 122	122008G019	15.608	Support for Brown Tree Snake Rapid Response	US Dept of Interior	\$30,246	\$30,246	S-259-A	Neil Reimer	973-9530	neil.j.reimer@hawaii.gov
A (AGR)	122EC		13-8515-0586-CA	Pest detection Infrastructure	USDA APHIS PPQ	\$97,732	\$97,732	S-14-201-A-0060	Cheryl Young	973-9528	cheryl.l.young@hawaii.gov
A (AGR)	122EC		13-8515-0666-CA	Red Imported Fire Ant	USDA APHIS PPQ	\$9,400	\$9,400	S-14-240-A-0060	Cheryl Young	973-9528	cheryl.l.young@hawaii.gov
A (AGR)	122EC		13-8515-1055-CA	Citrus Health	USDA APHIS PPQ	\$24,169	\$24,169	S-14-201-A-0060	Cheryl Young	973-9528	cheryl.l.young@hawaii.gov
A (AGR)	122EC		13-8515-1660-CA	Fireweed biocontrol	USDA APHIS PPQ	\$41,207	\$41,207	S-14-269-A-0060	Renato Bautista	973-9544	renato.c.bautista@hawaii.gov
A (AGR)	122EC		12-8515-1543-CA	Stinging nettlecaterpillar biocontrol	USDA APHIS PPQ	\$42,153	\$42,153	S-13-201-A-0060	Renato Bautista	973-9544	renato.c.bautista@hawaii.gov
A (AGR)	AGR 132	13-9715-2107-CA	10.025	AHTS-Traceability	US Department of Agriculture	\$26,667	\$26,667	S-245-A	Raquel Wong	483-7131	raquel.l.wong@hawaii.gov
A (AGR)	AGR 132	13-9715-2224-CA	10.025	Animal Health Surveillance	US Department of Agriculture	\$106,501	\$106,501	S-237-A	Jenee Odani	483-7129	jenee.s.odani@hawaii.gov
A (AGR)	AGR 141	69-9251-10-870	10.904	Lower Hamakua Watershed, Hawaii	US Department of Agriculture	\$106,501	\$106,501	S-272-A	Glenn Okamoto	973-9473	glenn.m.okamoto@hawaii.gov
A (AGR)	AGR 141	65-9251-9-835	10.904	Lower Hamakua Watershed, Hawaii	US Department of Agriculture	\$106,501	\$106,501	S-276-A	Glenn Okamoto	973-9473	glenn.m.okamoto@hawaii.gov

Department of Agriculture
Federal Awards

Table 11

<u>State Expending Agency</u>	<u>Program ID</u>	<u>Award Number</u>	<u>CFDA Number</u>	<u>Award Description</u>	<u>Awarding Federal Agency</u>	<u>Award Amount</u>	<u>Award Amount Allocated to the Pgm ID in Column B</u>	<u>State Appropriation Symbol</u>	<u>Contact Name</u>	<u>Contact Phone</u>	<u>Contact Email</u>
A (AGR)	AGR 141	65-9251-9-831	10.904	Lower Hamakua Watershed, Hawaii	US Department of Agriculture	\$106,501	\$106,501	S-277-A	Glenn Okamoto	973-9473	glenn.m.okamoto@hawaii.gov
A (AGR)	AGR 151	12-25-A-3850	10.162	Meat Grading and Certification Service	US Department of Agriculture	Reimbursement of Costs	Reimbursement of Costs	S-221-A	Jeri Kahana	832-0705	jeri.m.kahana@hawaii.gov
A (AGR)	AGR 151	12-25-A-5416	10.163	Country of Origin Labeling	US Department of Agriculture	Reimbursement of Costs	Reimbursement of Costs	S-258-A	Jeri Kahana	832-0705	jeri.m.kahana@hawaii.gov
A (AGR)	AGR 151	13-0032047	11.413	Voluntary Inspection Services for Fish & Fishery Products	US Department of Commerce	Reimbursement of Costs	Reimbursement of Costs	S-220-A	Jeri Kahana	832-0705	jeri.m.kahana@hawaii.gov
A(AGR)	AGR 846	BG-00T64412-2	66-605	Performance Partnership Grant	US Environmental Protection Agency	\$964,375	\$964,375	S-205-A	Dean Yoshizu	973-9413	dean.m.yoshizu@hawaii.gov

COLUMN	DATA ELEMENT	DEFINITION
A	State Expending Agency	State entity authorized to expend the funds as authorized by the appropriation or as delegated by the Governor. Select from drop-down menu. See legend below.
B	Program I.D.	The unique identifier for the specific program responsible for carrying out the program consisting of the abbreviation for the State entity followed by the organization number for the program. Format: XXX###
C	Award Number	The identifying number assigned by the awarding Federal Agency, such as the federal grant number, federal contract number or the federal loan number that appears in the federal award document.
D	CFDA No.	The number associated with the published description of Federal assistance program in the Catalog of Federal Domestic Assistance. Only applies to grants and loans. A list of CFDA codes can be searched at: https://www.cfda.gov/index?s=program&tab=list&mode=list Format: ##.###.
E	Award Description	Award title and description with purpose of funding action.
F	Awarding Federal Agency	Name of the federal agency that awarded and administers the award on behalf of the funding agency. Select from drop-down menu. See agency list below.
G	Award Amount	For Grants: The total amount of the award. For Loans: The total amount of the loan obligated by the Federal Agency; the face value of the loan. For Contracts: The total amount obligated by the Federal Agency.
H	Award Amount Allocated to the Program ID in Column B	Enter the portion of the total award amount allocated to this Program ID. For example, if a federal award in the amount of \$500 is allocated to only AGR100, the "Award Amount" and the "Award Amount Allocated to the Pgm ID in Column B" would both be \$500. However, if the \$500 will be allocated to AGR100, AGR200 and AGR300, in the amounts of \$100, \$250 and \$150, respectively, the "Award Amount" would be the \$500 for all three program IDs but the "Award Amount Allocated to the Pgm ID in Column B" would be \$100 for AGR100, \$250 for AGR200 and \$150 for AGR300
I	State Appropriation Symbol	The account number established in FAMIS. The appropriation account is a combination of 4 fields: Fund Type, Fiscal Year, Appropriation Account Number, and Dept. Code. If an award has appropriation symbols for multiple fiscal years, enter the symbol for the first fiscal year. Format: X-YY-###-X
J	Contact Name	Name of the individual at the program level responsible for performance of the award.
K	Contact Phone No.	Phone no. of the individual at the program level responsible for performance of the award.
L	Contact Email	Email of the individual at the program level responsible for performance of the award.
	LEGEND:	
	<u>State Expending Agency</u>	
A (AGR)	Department of Agriculture	
B (BED)	Department of Business, Economic Dev & Tourism	
C (LNR)	Department of Land and Natural Resources	
D (TRN)	Department of Transportation	
E (EDN)	Department of Education	
F (UOH)	University of Hawaii	
G (DEF)	Department of Defense	
H (HTH)	Department of Health	

I (HHL)	Department of Hawaiian Home Lands	
J (JUD)	Judiciary	
K (HMS)	Department of Human Services	
L (LBR)	Department of Labor and Industrial Relations	
M (AGS)	Department of Accounting and General Services	
N (ATG)	Department of Attorney General	
O (BUF)	Department of Budget and Finance	
P (HRD)	Department of Human Resources Development	
Q (GOV)	Office of the Governor	
R (CCA)	Department of Commerce and Consumer Affairs	
S (LTG)	Office of the Lieutenant Governor	
T (TAX)	Department of Taxation	
V1 (PSD)	Department of Public Safety	
Z1 (OHA)	Office of Hawaiian Affairs	
	Federal Agency	
	Dept. of Agriculture	
	Dept. of Commerce	
	Dept. of Defense	
	Dept. of Education	
	Dept. of Energy	
	Dept. of Health and Human Services	
	Dept. of Homeland Security	
	Dept. of Housing and Urban Development	
	Dept. of Justice	
	Dept. of Labor	
	Dept. of State	
	Dept. of the Interior	
	Dept. of the Treasury	
	Dept. of Transportation	
	Dept. of Veterans Affairs	
	Corporation for National & Community Svc	
	Environmental Protection Agency	
	General Services Administration	
	NASA	
	National Science Foundation	
	Nuclear Regulatory Commission	
	Office of Personnel Management	
	Small Business Administration	
	Social Security Administration	
	U.S. Agency for International Development	

Department of Agriculture
Non-General Fund Listing

Table 12

Name of Fund	Purpose	Statutory Reference	MOF	Beginning FY14	Estimated FY14	Estimated FY14	Estimated FY14	Estimated FY14	Balance in Excess of
				Unencumbered Cash Balance	Revenues	Expenditures and Encumbrances	Net Transfers	Ending Unencumbered Cash Balance	Program Needs
Agricultural Loan Reserve Fund	Deposit interest and fees to fund operation of the agricultural loan program	Ch 155-14, HRS	B	\$ 1,701,452	\$ 900,753	\$ 1,089,967		\$ 1,553,050	\$ -
Non Agricultural Park Lands Special Fund	Deposit revenues generated from lease rents for use in operating and maintaining the non-agricultural parks	Ch 166E-7, HRS	B	\$ 920,969	\$ 639,217	\$ 618,096		\$ 1,077,599	\$ -
Seal of Quality Special Fund	Deposit and expend revenues from the operation the Seal of Quality program	Ch 148-67, HRS	B	\$ 49,556	\$ 10,000	\$ 10,000		\$ 49,556	\$ -
Aquaculture Loan Reserve Fund	Deposit interest and fees to carry on the operations of the aquacultural loan program.	Ch 219-4, HRS	B	\$ 466,471	\$ 27,693	\$ -	\$ (353,000)	\$ 141,164	\$ -
Milk Control Special Fund	Account for revenues and expenditures related to administration and operation of the Milk Control Program	Ch 157-29, HRS	B	\$ 409,083	\$ 70,000	\$ 125,000		\$ 354,083	\$ -
Agricultural Park Special Fund	Deposit revenues generated from lease rents for use in operating and maintaining the agricultural parks	Ch 166-10, HRS	B	\$ 1,539,524	\$ 423,900	\$ 343,624		\$ 1,619,800	\$ -
Animal Quarantine Special Fund	Account for revenues and expenditures related to administration and operation of the animal quarantine program for dogs and cats	Ch-142-28, HRS	B	\$ 2,099,970	\$ 2,900,000	\$ 2,850,000		\$ 2,149,970	\$ -
Agricultural Park Special Fund Escrow Account	As instructed by the Department of Budget and Finance, this escrow account was administratively established to deposit 20% of FY 1998 and FY 1999 receipts from sales, leases, permits, uses or activities upon public trust lands under the Agricultural Park program.	Ch 166-10, HRS	B	\$ 122,945	\$ 400			\$ 123,345	\$ -
Pest Inspection Quarantine and Eradication Fund	To conduct inspection, quarantine, control and eradication activities to prevent the entrance and spread of invasive species in Hawaii	Ch 150A-5.3, HRS	B	\$ 5,500,833	\$ 4,991,819	\$ 4,844,324		\$ 5,648,328	\$ -
Agricultural Development and Food Security Special Fund	Fund activities intended to increase agricultural production or processing that may lead to the reduced importation of food, fodder, or feed from outside of the State	Ch 141-10, HRS	B	\$ 4,822,445	\$ 3,900,000		\$ (4,000,000)	\$ 4,722,445	\$ -
Aquaculture Development Special Fund	To deposit and expend funds to implement the aquatic disease management programs and activities and support research and development programs and activities relating to the expansion of the state aquaculture industry.	Ch 41-70, HRS	B	\$ 196,837	\$ 125,000	\$ 125,000		\$ 196,837	\$ -

Department of Agriculture
Non-General Fund Listing

Table 12

Name of Fund	Purpose	Statutory Reference	MOF	Beginning FY14	Estimated FY14	Estimated FY14	Estimated FY14	Estimated FY14	Balance in Excess of
				Unencumbered Cash Balance	Revenues	Expenditures and Encumbrances	Net Transfers	Ending Unencumbered Cash Balance	Program Needs
Certification Services Revolving Fund	Deposit proceeds derived from certification inspection services. Funds are expended to cover the costs of providing the inspection services, including personnel costs and operating expenses.	Ch 147-101, HRS	W	\$ 670,358	\$ 450,000	\$ 400,000		\$ 734,670	\$ -
Agricultural Loan Revolving Fund	Deposit moneys to fund agricultural loans	Ch 155-14, HRS	W	\$ 3,207,233	\$ 1,535,702	\$ 500,000	\$ 750,000	\$ 492,935	\$ -
Hawaii Agricultural Development Revolving Fund	Carry out Agribusiness Development Corporation's (ADC) purpose to acquire, preserve and make optimal use of agricultural assets for the economic, environmental, and social benefit of the people of Hawaii.	Ch 163D-17, HRS	W	\$ 2,377,772	\$ 1,414,273	\$ 1,485,623		\$ 2,026,422	\$ -
Aquaculture Loan Revolving Fund	Deposit moneys received to make aquaculture loans.	Ch 219-4, HRS	W	\$ 662,854	\$ 5,568	\$ 500,000	\$ 353,000	\$ 521,422	\$ -
Irrigation System Revolving Fund	Deposit revenues generated through the sale of irrigation water and acreage assessments for use in operating and maintaining the irrigation systems.	Ch 167-22, HRS	W	\$ 2,197,352	\$ 1,034,750	\$ 955,455		\$ 2,276,647	\$ -
Waiahole Water System Revolving Fund	Revenues and expenditures related to administration and operation of the Waiahole Water System to ensure reliable delivery of irrigation water to agricultural lands in the central and leeward districts of Oahu and to carry out the purposes of Act 111, SLH 1998.	Ch 163D-15.5, HRS	W	\$ 1,544,005	\$ 1,453,461	\$ 1,176,053		\$ 1,821,413	\$ -
Pesticide Use Revolving Fund	Deposit and expend revolving funds from licensing, certification and education and compliance monitoring activities.	Ch 149A-13.5, HRS	W	\$ 912,589	\$ 1,000,000	\$ 1,000,000		\$ 912,589	\$ -

Department of Agriculture
Vacancy Summary

Table 13

Prog ID/Org	MOF	All Established Positions					Salaries and Wages		
		Total Permanent FTE	Total Vacant Permanent FTE	Total Temporary FTE	Total Vacant Temporary FTE	% Vacant	Budgeted Amount for All Positions	Budgeted Amount for All Filled Positions	Approximate Vacancy Savings Rate
AGR 101 GA	B	9.00	1.00	0.00	0.00	11.1%	\$ 566,580	\$ 508,872	10.2%
AGR 122 EA	A	1.00	1.00	0.00	0.00	100.0%	\$ 115,416	\$ -	100.0%
AGR 122 EB	A	56.00	22.00	0.00	0.00	39.3%	\$ 3,052,752	\$ 1,964,208	35.7%
	B	42.00	4.00	0.00	0.00	9.5%	\$ 1,869,180	\$ 1,705,260	8.8%
AGR 122 EC	A	18.50	4.00	0.00	0.00	21.6%	\$ 829,608	\$ 750,234	9.6%
	N	0.00	0.00	5.00	3.00	60.0%	\$ 193,604	\$ 94,860	51.0%
AGR 122 ED	A	11.50	7.00	0.00	0.00	60.9%	\$ 425,568	\$ 284,850	33.1%
AGR 131 DB	B	36.32	4.00	1.25	1.25	14.0%	\$ 1,548,035	\$ 1,366,190	11.7%
AGR 132 DA	A	2.15	0.00	0.00	0.00	0.0%	\$ 131,264	\$ 131,264	0.0%
AGR 132 DC	A	7.02	1.00	8.00	1.00	13.3%	\$ 743,921	\$ 652,661	12.3%
	B	3.00	3.00	0.00	0.00	100.0%	\$ 48,636	\$ -	100.0%
	N	0.00	0.00	1.00	1.00	100.0%	\$ 55,500	\$ -	100.0%
AGR 132 DD	A	4.51	0.00	0.00	0.00	0.0%	\$ 263,490	\$ 263,490	0.0%
	B	2.00	2.00	0.00	0.00	100.0%	\$ 43,962	\$ -	100.0%
	N	0.00	0.00	1.00	0.00	0.0%	\$ 26,664	\$ 26,664	0.0%
AGR 141 HA	A	6.00	5.00	0.00	0.00	83.3%	\$ 231,810	\$ 70,566	69.6%
	B	23.50	12.00	0.00	0.00	51.1%	\$ 1,131,354	\$ 602,544	46.7%
	W	7.50	1.00	0.00	0.00	13.3%	\$ 283,530	\$ 243,996	13.9%
AGR 151 BB	A	14.00	1.00	0.00	0.00	7.1%	\$ 834,540	\$ 748,152	10.4%
	B	2.00	2.00	0.00	0.00	100.0%	\$ 121,536	\$ -	100.0%
	W	0.00	0.00	10.00	3.50	35.0%	\$ 271,716	\$ 186,178	31.5%
AGR 151 BF	B	1.00	0.00	0.00	0.00	0.0%	\$ 55,500	\$ 55,500	0.0%
AGR 151 BG	A	2.00	0.00	0.00	0.00	0.0%	\$ 131,100	\$ 131,100	0.0%
AGR 153 CD	A	4.00	1.00	0.00	0.00	25.0%	\$ 272,652	\$ 230,520	15.5%
AGR 161 KA	W	0.00	0.00	5.00	1.00	20.0%	\$ 325,592	\$ 259,592	20.3%
AGR 161 KC	W	0.00	0.00	6.00	0.00	0.0%	\$ 270,984	\$ 270,984	0.0%
AGR 171 BA	A	2.00	1.00	0.00	0.00	50.0%	\$ 140,052	\$ 86,040	38.6%
AGR 171 BC	A	3.00	1.00	0.00	0.00	33.3%	\$ 153,012	\$ 105,600	31.0%
AGR 171 BD	A	4.00	3.00	0.00	0.00	75.0%	\$ 160,380	\$ 49,332	69.2%

Department of Agriculture
Vacancy Summary

Table 13

AGR 171 BE	A	5.00	2.00	0.00	0.00	40.0%	\$ 236,220	\$ 172,584	26.9%
AGR 192 AA	A	22.00	6.00	0.00	0.00	27.3%	\$ 1,276,302	\$ 1,021,500	20.0%
	B	5.00	2.00	0.00	0.00	40.0%	\$ 213,520	\$ 133,826	37.3%
AGR 812 CA	A	7.00	3.00	0.00	0.00	42.9%	\$ 297,960	\$ 181,128	39.2%
	B	4.00	4.00	0.00	0.00	100.0%	\$ 231,192	\$ -	100.0%
AGR 846 EE	A	8.00	0.00	0.00	0.00	0.0%	\$ 475,884	\$ 475,884	0.0%
	N	2.00	0.00	2.00	1.00	25.0%	\$ 118,272	\$ 76,140	35.6%
	W	8.00	0.00	0.00	0.00	0.0%	\$ 469,080	\$ 469,080	0.0%
						-			-
						-			-
						-			-

Department of Agriculture
Vacant Positions as of November 30

Table 14

Prog ID	Date of Vacancy	Expected Fill Date	Position Number	Position Title	Exempt (Y/N)	SR Level	BU Code	Perm Temp (P/T)	FTE	MOF	Budgeted Amount	Actual Salary Last Paid	Authority to Hire (Y/N)	Occupied by 89 Day Hire (Y/N)	# of 89 Hire Appts	Describe if Filled by other Means	Priority # to Retain
AGR 101	08/01/09		13309	BUSINESS LOAN OFFICER I	N	SR24	13	P	1.00	B	57708	57708	N	N	N/A		10
AGR 122	05/01/12		4688	PLANT INDUSTRY ADMIN	N	EM08	35	P	1.00	A	122547	115416	N	N	N/A	Temp assignment	1
AGR 122	12/31/09		2852	PLANT QUARANTINE INSPECTOR IV	N	SR22	13	P	1.00	A	67488	67488	Y	N	N/A	Temp assignment	24
AGR 122	12/31/10		8685	PLANT QUARANTINE INSPECTOR IV	N	SR22	13	P	1.00	A	67488	67488	Y	N	N/A	Temp assignment	23
AGR 122	07/01/13		10461	PLANT QUARANTINE INSPECTOR IV	N	SR22	13	P	1.00	A	60024	70188	N	N	N/A		22
AGR 122	11/01/12		12327	PLANT QUARANTINE INSPECTOR III	N	SR20	13	P	1.00	A	55500	55500	Y	N	N/A		45
AGR 122	03/06/12		26226	PLANT QUARANTINE INSPECTOR I	N	SR16	13	P	1.00	A	36204	38988	Y	N	N/A		47
AGR 122	03/16/12		26227	PLANT QUARANTINE INSPECTOR III	N	SR20	13	P	1.00	A	38988	42132	Y	N	N/A		85
AGR 122	03/16/12		33089	PEST CONTROL TECHNICIAN III	N	SR11	3	P	1.00	A	37968	37968	Y	N	N/A		84
AGR 122	03/16/12		36653	PLANT QUARANTINE INSPECTOR III	N	SR20	13	P	1.00	A	38988	42132	Y	N	N/A		86
AGR 122	03/06/12		38798	PLANT QUARANTINE INSPECTOR I	N	SR16	13	P	1.00	A	36024	38988	Y	N	N/A		46
AGR 122	05/01/08		43155	ENTOMOLOGIST V	N	SR24	13	P	1.00	A	5	53364	Y	N	N/A		19
AGR 122	05/16/13		43156	PLANT QUARANTINE INSPECTOR V	N	SR24	13	P	1.00	A	70224	70224	Y	N	N/A		21
AGR 122	07/01/13		44480	PLANT QUARANTINE INSPECTOR IV	N	SR22	13	P	1.00	A	53352	53352	N	N	N/A		83
AGR 122	06/05/12	01/02/14	118159	PLANT QUARANTINE INSPECTOR III	N	SR20	13	P	1.00	A	45576	45576	Y	N	N/A		61
AGR 122	12/31/12		118164	PLANT QUARANTINE INSPECTOR V	N	SR24	13	P	1.00	A	64920	64920	Y	N	N/A		20
AGR 122	07/01/13		118175	PLANT QUARANTINE INSPECTOR IV	N	SR22	13	P	1.00	A	62424	62424	N	N	N/A		82
AGR 122	09/26/12		120745	PLANT QUARANTINE INSPECTOR III	N	SR20	13	P	1.00	A	45824	N/A	Y	N	N/A		88
AGR 122	09/26/12		120746	PLANT QUARANTINE INSPECTOR III	N	SR20	13	P	1.00	A	45824	N/A	Y	N	N/A		89
AGR 122	09/26/12		120747	PLANT QUARANTINE INSPECTOR II	N	SR18	13	P	1.00	A	45824	N/A	Y	N	N/A		87
AGR 122	03/25/13		120874	PLANT QUARANTINE INSPECTOR III	N	SR20	13	P	1.00	A	40635	N/A	Y	N	N/A		62
AGR 122	03/25/13		120875	PLANT QUARANTINE INSPECTOR III	N	SR20	13	P	1.00	A	40635	N/A	Y	N	N/A		63
AGR 122	03/25/13		120876	PLANT QUARANTINE INSPECTOR III	N	SR20	13	P	1.00	A	40635	N/A	Y	N	N/A		64
AGR 122	03/25/13		120877	PLANT QUARANTINE INSPECTOR III	N	SR20	13	P	1.00	A	40635	N/A	Y	N	N/A		81
AGR 122	12/31/12		118170	PEST CONTROL TECHNICIAN III	N	SR11	3	P	1.00	B	42684	42684	N	N	N/A		92
AGR 122	04/11/13		118171	PEST CONTROL AID II	N	SR09	3	P	1.00	B	27756	27756	N	N	N/A		96
AGR 122	11/02/11		118172	PEST CONTROL AID II	N	SR09	3	P	1.00	B	27756	26364	N	N	N/A		93
AGR 122	02/16/12		118176	PEST CONTROL AID II	N	SR09	3	P	1.00	B	27756	27756	N	N	N/A		90
AGR 122	01/03/09		118179	PEST CONTROL AID II	N	SR09	3	P	1.00	B	37968	27756	N	N	N/A		91
AGR 122	07/01/13		14001A	ENTOMOLOGIST VI	N	SR26	13	P	1.00	A	27750	N/A	N	N	N/A		66
AGR 122	07/01/13		14002A	ENTOMOLOGIST IV	N	SR22	13	P	1.00	A	22788	N/A	N	N	N/A		67
AGR 122	07/01/13		14003A	PEST CONTROL TECHNICIAN III	N	SR11	3	P	1.00	A	14418	N/A	N	N	N/A		68
AGR 122	07/01/13		14004A	PEST CONTROL TECHNICIAN III	N	SR11	3	P	1.00	A	14418	N/A	N	N	N/A		69
AGR 122	10/22/13		118281	PEST CONTROL TECHNICIAN III	N	SR11	3	T	1.00	N	28836	30036	N	N	N/A		65
AGR 122			98007A	ENTOMOLOGIST IV	N	SR22	13	T	1.00	N	42140	N/A	N	N	N/A		97
AGR 122			98008A	PEST CONTROL TECHNICIAN III	N	SR11	3	T	1.00	N	27768	N/A	N	N	N/A		98
AGR 122	09/13/11		25091	GEN LABORER III	N	BC03	1	P	1.00	A	36576	34164	Y	N	N/A		99
AGR 122	07/01/13		14011A	PEST CONTROL TECHNICIAN III	N	SR11	3	P	1.00	A	14418	N/A	N	N	N/A		16
AGR 122	07/01/13		14012A	PEST CONTROL TECHNICIAN III	N	SR11	3	P	1.00	A	14418	N/A	N	N	N/A		42
AGR 122	07/01/13		14013A	PEST CONTROL TECHNICIAN III	N	SR11	3	P	1.00	A	14418	N/A	N	N	N/A		18
AGR 122	07/01/13		14014A	NOXIOUS WEED SPECIALIST IV	N	SR22	13	P	1.00	A	21072	N/A	N	N	N/A		17
AGR 122	07/01/13		14015A	NOXIOUS WEED SPECIALIST IV	N	SR22	13	P	1.00	A	21072	N/A	N	N	N/A		43
AGR 122	07/01/13		14016A	NOXIOUS WEED SPECIALIST II	N	SR18	13	P	1.00	A	18744	N/A	N	N	N/A		44
AGR 131	07/02/12	01/02/14	25096	OFFICE ASSISTANT III	N	SR08	3	P	1.00	B	39480	39480	Y	Y	3		9
AGR 131	04/30/13		36601	OFFICE ASSISTANT III	N	SR08	3	P	1.00	B	27756	25668	Y	N	N/A		48
AGR 131	07/01/10		42287	LIVESTOCK INSPECTOR II	N	SR13	3	P	1.00	B	41040	28836	N	N	N/A		13
AGR 131	07/01/10		42289	LIVESTOCK INSPECTOR II	N	SR13	3	P	1.00	B	33756	33756	N	N	N/A		100

Department of Agriculture
Vacant Positions as of November 30

Table 14

Prog ID	Date of Vacancy	Expected Fill Date	Position Number	Position Title	Exempt (Y/N)	SR Level	BU Code	Perm Temp (P/T)	FTE	MOF	Budgeted Amount	Actual Salary Last Paid	Authority to Hire (Y/N)	Occupied by 89 Day Hire (Y/N)	# of 89 Hire Appts	Describe if Filled by other Means	Priority # to Retain
AGR 131			110131	QUAR ANIMAL CARETAKER I	N	BC05	61	T	0.25	B	8349	As needed	Y	Y	As needed		
AGR 131			110132	QUAR ANIMAL CARETAKER I	N	BC05	61	T	0.25	B	8349	As needed	Y	Y	As needed		
AGR 131			110135	QUAR ANIMAL CARETAKER I	N	BC05	61	T	0.25	B	8349	As needed	Y	Y	As needed		
AGR 131			110136	QUAR ANIMAL CARETAKER I	N	BC05	61	T	0.25	B	8349	As needed	Y	Y	As needed		
AGR 131	05/09/13		110146	OFFICE ASSISTANT III	N	SR08	63	T	0.25	B	6417	As needed	Y	Y	As needed		
AGR 132	05/06/13		2829	VETERINARY MEDICAL OFFICER II	N	SR26	13	P	1.00	A	62424	62424	Y	N	N/A		5
AGR 132	04/16/13	01/02/14	118624	LIVESTOCK INSPECTOR I	N	SR11	3	T	1.00	A	28836	37464	Y	Y	3		39
AGR 132	07/01/13		14031A	LIVESTOCK INSPECTOR II	N	SR13	3	P	1.00	B	16212	N/A	Y	N	N/A		41
AGR 132	07/01/13		14032A	LIVESTOCK INSPECTOR II	N	SR13	3	P	1.00	B	16212	N/A	Y	N	N/A		101
AGR 132	07/01/13		14033A	LIVESTOCK INSPECTOR II	N	SR13	3	P	1.00	B	16212	N/A	Y	N	N/A		102
AGR 132	09/05/12		118397	VETERINARY MEDICAL OFFICER II	N	SR26	13	T	1.00	N	55500	27749	N	N	N/A		103
AGR 132	07/01/13		14029A	VETERINARY MEDICAL OFFICER II	N	SR26	13	P	1.00	B	27750	N/A	Y	N	N/A		15
AGR 132	07/01/13		14030A	LIVESTOCK INSPECTOR II	N	SR13	3	P	1.00	B	16212	N/A	Y	N	N/A		40
AGR 141	07/01/13		14017A	ENGINEERING PROGRAM ADMIN	N	EM?	35	P	1.00	A	41520	N/A	N	N	N/A		6
AGR 141	07/01/13		14018A	ENGINEER VI	N	SR28	13	P	1.00	A	36520	N/A	N	N	N/A		28
AGR 141	07/01/13		14019A	ENGINEER V	N	SR26	13	P	1.00	A	31212	N/A	N	N	N/A		29
AGR 141	07/01/13		14020A	ENGINEER TECHNICIAN VI	N	SR17	3?	P	1.00	A	21342	N/A	N	N	N/A		94
AGR 141	07/01/13		14021A	PLANNER V	N	SR24	13	P	1.00	A	30650	N/A	N	N	N/A		71
AGR 141	10/16/13		9875	IRRIGATION SYST SERVICE WKR II	N	BC07	1	P	1.00	B	39972	40776	N	N	N/A		27
AGR 141	12/31/12		9910	IRRIGATION DISTRICT MANAGER	N	SR21	3	P	1.00	B	49932	49932	Y	N	N/A	Temp assignment	14
AGR 141	07/16/13		117791	ACCOUNT CLERK III	N	SR11	3	P	1.00	B	35064	30036	Y	N	N/A		51
AGR 141	11/01/13		40542	PROPERTY MANAGER IV	N	SR22	13	P	1.00	B	49332	51300	N	N	N/A		50
AGR 141	11/02/13		47967	OFFICE ASSISTANT III	N	SR08	3	P	0.50	B	13878	12834	Y	N	N/A		52
AGR 141	10/01/09		47978	ENGINEER II	N	SR20	13	P	0.50	B	25656	33474	Y	N	10		30
AGR 141	07/01/12		91307A	IRRIGATION DISTRICT MANAGER	N	SR21	3	P	1.00	B	44232	N/A	N	N	N/A		72
AGR 141	07/01/12		91308A	IRRIGATION SYSTEM SVC WKR I	N	BC05	1	P	1.00	B	39972	N/A	N	N	N/A		73
AGR 141	07/01/12		91309A	IRRIGATION SYSTM SVC WKR II	N	BC07	1	P	1.00	B	39972	N/A	N	N	N/A		74
AGR 141	07/01/12		91310A	IRRIGATION SYSTM SVC WKR II	N	BC07	1	P	1.00	B	39972	N/A	N	N	N/A		75
AGR 141	07/01/12		91311A	REAL PROPERTY APPRAISER V	N	SR24	13	P	1.00	B	51312	N/A	N	N	N/A		76
AGR 141	07/01/12		91312A	OFFICE ASSISTANT IV	N	SR10	3	P	1.00	B	27756	N/A	N	N	N/A		95
AGR 141	07/01/12		91313A	PROPERTY MGT OFFICER	N	EM05?	35?	P	1.00	B	71760	N/A	N	N	N/A		70
AGR 141	11/02/13		47967	OFFICE ASSISTANT III	N	SR08	3	P	0.50	W	13878	12834	Y	N	N/A		53
AGR 141	10/01/09		47978	ENGINEER II	N	SR20	13	P	0.50	W	25656	33474	Y	N	10		49
AGR 151	04/01/13		4693	COMMODITIES PROGRAM MGR	N	EM05	35	P	1.00	A	86388	86388	N	N	N/A	Temp assignment	25
AGR 151	07/01/12		91305A	AGR COMM MKTG SPCLT III	N	SR20	13	P	0.00	B	54828	N/A	N	N	N/A		54
AGR 151	07/01/12		91306A	AGR COMM MKTG SPCLT V	N	SR24	13	P	0.00	B	66708	N/A	N	N	N/A		26
AGR 151	04/26/12		102630	AGR COMMODITIES AID I	Y	SRNA	3	T	0.50	W	14267	15018	N	N	N/A		55
AGR 151	07/02/13		111626	AGR COMMODITIES AID I	Y	SRNA	3	T	1.00	W	18772	27747	Y	N	N/A		8
AGR 151	03/31/12		111632	AGR COMMODITIES AID I	Y	SRNA	3	T	1.00	W	24752	24752	N	N	N/A		56
AGR 151	03/16/12		111633	AGR COMMODITIES AID I	Y	SRNA	3	T	1.00	W	27747	24731	N	N	N/A		57
AGR 153	01/03/13		38209	ECONOMIC DEV SPCLT IV	N	SR22	13	P	1.00	A	42132	45576	Y	N	N/A		7
AGR 161	07/01/13		14036T	PROJECT MANAGER	N	SRNA	13	T	1.00	W	66000	N/A	N	N	N/A		4
AGR 171	10/01/13		35620	SECRETARY III	N	SR16	63	P	1.00	A	54012	56172	Y	Y	1		37
AGR 171	02/01/13		13199	RESEARCH STATISTICIAN III	N	SR20	13	P	1.00	A	47412	42132	Y	N	N/A		38
AGR 171	01/04/10		5183	RESEARCH STATISTICIAN III	N	SR20	13	P	1.00	A	47412	47412	Y	Y	2		58
AGR 171	09/19/12		9945	STATISTICS CLERK I	N	SR10	3	P	1.00	A	32424	32424	Y	N	N/A		78
AGR 171	07/01/13		14022A	ECONOMIST VI	N	SR26	13	P	1.00	A	31212	N/A	N	N	N/A		36

Department of Agriculture
Vacant Positions as of November 30

Table 14

Prog ID	Date of Vacancy	Expected Fill Date	Position Number	Position Title	Exempt (Y/N)	SR Level	BU Code	Perm Temp (P/T)	FTE	MOF	Budgeted Amount	Actual Salary Last Paid	Authority to Hire (Y/N)	Occupied by 89 Day Hire (Y/N)	# of 89 Hire Appts	Describe if Filled by other Means	Priority # to Retain
AGR 171	10/15/13		6433	OFFICE ASSISTANT IV	N	SR10	3	P	1.00	A	36516	34692	Y	N	N/A		77
AGR 171	07/01/13		14023A	MARKET DEV BRANCH MGR	N	EM05	35	P	1.00	A	35880	N/A	N	N	N/A		3
AGR 192	07/23/13		2816	DEPARTMENTAL PERS OFFICER II	N	EM03	35	P	1.00	A	72792	75708	Y	N	N/A	Temp assignment	2
AGR 192	10/22/13		2819	OFFICE SERVICES SUPERVISOR	N	SR14	4	P	1.00	A	48048	35064	Y	N	N/A		13
AGR 192	08/03/13		4423	ACCOUNT CLERK IV	N	SR13	3	P	1.00	A	35064	32424	Y	Y	2		59
AGR 192	07/01/10		42739	INFO TECH SPCLT V	N	SR24	13	P	1.00	A	57708	60516	Y	N	N/A		33
AGR 192	07/01/13		14025A	PRE-AUDIT CLERK I	N	SR11	3	P	1.00	A	18984	N/A	Y	N	N/A		60
AGR 192	07/01/13		14026A	ACCOUNTANT III	N	SR20	13	P	1.00	A	22206	N/A	Y	N	N/A		31
AGR 192	03/01/12		120398	PLANNER V	N	SR24	13	P	1.00	B	61300	48744	Y	Y	5		32
AGR 192	07/01/13		14024A	OFFICE ASSISTANT IV	N	SR10	3	P	1.00	B	18394	N/A	Y	N	N/A		83
AGR 812	07/31/13		14944	MEA STANDARDS INSP I	N	SR11	3	P	1.00	A	54012	36516	Y	N	N/A		11
AGR 812	03/21/13		22192	MEAS STANDARDS INSP II	N	SR13	3	P	1.00	A	35064	35064	Y	N	N/A		35
AGR 812	11/01/13		26113	OFFICE ASSISTANT III	N	SR08	3	P	1.00	A	27756	28836	Y	N	N/A		34
AGR 812	07/01/12		91301A	MEAS STANDARDS BR MGR	N	EM05	35	P	1.00	B	77256	N/A	Y	N	N/A		79
AGR 812	07/01/12		91302A	MEAS STANDARDS INSPECTOR V	N	SR19	3	P	1.00	B	51312	N/A	Y	N	N/A		80
AGR 812	07/01/12		91303A	MEAS STANDARDS INSPECTOR V	N	SR19	3	P	1.00	B	51312	N/A	Y	N	N/A		104
AGR 812	07/01/12		91304A	MEAS STANDARDS INSPECTOR V	N	SR19	3	P	1.00	B	51312	N/A	Y	N	N/A		105
AGR 846	03/14/08		110800	PLANNER III	N	SR20	13	T	1.00	N	42132	42144	N	N	N/A		12

Department of Agriculture
Personnel Separations

Table 15

<u>Prog ID/Org</u>	<u>Separation Date</u>	<u>Position Number</u>	<u>Position Title</u>	<u>Exempt (Y/N)</u>	<u>SR Level</u>	<u>BU Code</u>	<u>T/P</u>	<u>MOF</u>	<u>Budgeted FTE</u>	<u>Budgeted Salary</u>	<u>Actual FTE</u>	<u>Actual Salary</u>
AGR122EA	05/01/12	00004688	Plant Industry Administrator	N	EM08	35	P	A	1.00	122547	1.00	115,416
AGR122EB	11/01/12	00012327	Plant Quarantine Inspector III	N	SR20	13	P	A	1.00	55500	1.00	55,500
AGR122EB	12/31/12	00118164	Plant Quarantine Inspector V	N	SR24	13	P	A	1.00	64920	1.00	64,920
AGR122EB	06/05/12	118159	Plant Quarantine Inspector III	N	SR20	13	P	B	1.00	45576	1.00	45,576
AGR122EB	12/31/12	00118170	Pest Control Technician III	N	SR11	03	P	B	1.00	42684	1.00	42,684
AGR122EB	11/02/11	00118172	Pest Control Aid II	N	SR09	03	P	B	1.00	27756	1.00	27,756
AGR122EB	02/15/12	118176	Pest Control Aid II	N	SR09	03	P	B	1.00	27756	1.00	34,224
AGR122EB	05/09/12	117740	Plant Quarantine Inspector III	N	SR20	13	P	U	1.00	45576	1.00	41,760
AGR122EB	11/01/12	00117743	Plant Quarantine Inspector II	N	SR18	13	P	U	1.00	43824	0.00	38,988
AGR122EB	04/28/12	00117746	Plant Quarantine Inspector III	N	SR20	13	P	U	1.00	42132	0.00	42,132
AGR122ED	08/01/12	00011998	Noxious Weed Specialist IV	N	SR22	13	P	A	1.00	62424	1.00	62,424
AGR131DB	01/27/12	00004434	Quaran Station Optns Supvr	N	SR20	04	P	B	1.00	41040	1.00	41,040
AGR131DB	12/31/12	00009705	Quarantine Animal Caretrk III	N	WS07	01	P	B	1.00	42816	1.00	42,816
AGR131DB	12/31/11	00010801	Quarantine Animal Caretrk III	N	WS07	01	P	B	1.00	42816	1.00	42,816
AGR131DB	12/31/12	00014503	Quarantine Animal Caretrk II	N	BC07	01	P	B	1.00	39972	1.00	39,972
AGR131DB	03/01/12	45389	Office Assistant III	N	SR08	3	P	B	1.00	31212	1.00	25,668
AGR131DB	07/01/12	25096	Office Assistant III	N	SR08	3	P	B	1.00	39480	1.00	44,412
AGR131DB	04/01/13	00023395	Quarantine Animal Caretrk II	N	BC07	01	P	B	1.00	39972	1.00	39,972
AGR131DB	04/13/13	00032868	Janitor II	N	BC02	01	P	B	0.25	8856	0.25	8,307
AGR131DB	04/30/13	00036601	Office Assistant III	N	SR08	03	P	B	1.00	27756	1.00	25,668
AGR132DA	04/13/13	00032868	Janitor II	N	BC02	01	P	A	0.75	20958	0.75	24,921
AGR132DC	05/07/13	00002829	Veterinary Medical Officer II	N	SR26	13	P	A	1.00	62424	1.00	62,424
AGR132DC	07/05/11	00002932	Quarantine Animal Caretrk II	N	BC07	01	T	A	1.00	39972	1.00	39,972
AGR141HA	07/16/13	117791	Account Clerk III	N	SR11	3	P	B	1.00	35064	1.00	30,036
AGR141HA	10/16/13	00009875	Irrigation Syst Service Wkr II	N	BC07	01	P	B	1.00	39972	1.00	40,776
AGR141HA	12/31/12	00009910	Irrigation District Manager	N	SR21	03	P	B	1.00	49932	1.00	49,932
AGR141HA	11/01/13	00040542	Property Manager IV	N	SR22	13	P	B	1.00	49332	1.00	51,300
AGR141HA	05/19/12	00110416	Irrigation Syst Service Wkr I	N	BC05	01	P	W	1.00	36960	1.00	36,960
AGR151BB	07/02/13	00111626	Agricultural Commodities Aid I	Y	SRNA	03	T	W	1.00	18772	1.00	27,747
AGR151BB	07/01/11	00111628	Agricultural Commodities Aid I	Y	SRNA	03	T	W	1.00	30035	1.00	30,035
AGR151BB	03/31/12	00111632	Agricultural Commodities Aid I	Y	SRNA	03	T	W	1.00	24752	1.00	12,376
AGR151BG	08/01/11	00014940	Quality Assurance Admr	N	EM08	35	P	A	1.00	86688	1.00	82,356
AGR153CD	10/11/12	00038211	Veterinary Medical Officer III	N	SR28	23	P	A	1.00	85428	1.00	85,428
AGR161KA	12/31/11	00102627	Executive Director	Y	SRNA	93	T	W	1.00	95000	1.00	95,000
AGR161KA	02/18/12	00119074	Project Coordinator	Y	SRNA	13	T	W	1.00	62400	1.00	62,400
AGR171BA	10/01/13	00035620	Secretary III	N	SR16	63	P	A	1.00	54012	1.00	56,172
AGR171BC	02/01/13	13199	Research Statistician III	N	SR20	13	P	A	1.00	47412	1.00	42,132
AGR171BE	06/05/12	6433	Office Assistant IV	N	SR10	3	P	A	1.00	36516	1.00	34,692

Department of Agriculture
Personnel Separations

Table 15

<u>Prog ID/Org</u>	<u>Separation Date</u>	<u>Position Number</u>	<u>Position Title</u>	<u>Exempt (Y/N)</u>	<u>SR Level</u>	<u>BU Code</u>	<u>T/P</u>	<u>MOF</u>	<u>Budgeted FTE</u>	<u>Budgeted Salary</u>	<u>Actual FTE</u>	<u>Actual Salary</u>
AGR192AA	07/23/13	00002816	Departmental Pers Officer II	N	EM03	35	P	A	1.00	72792	1.00	75,708
AGR192AA	08/03/13	00004423	Account Clerk IV	N	SR13	03	P	A	1.00	35064	1.00	32,424
AGR192AA	10/06/11	00100032	Private Secretary II	Y	SR22	63	T	A	1.00	56172	1.00	56,172
AGR192AA	03/12/12	35185	Accountant III	N	SR20	13	P	A	1.00	47412	1.00	47,412
AGR192AA	01/10/13	00120360	Secretary II	N	SR14	03	P	B	1.00	44412	1.00	32,424
AGR192AA	01/16/13	35185	Accountant III	N	SR20	13	P	A	1.00	47412	1.00	42,132
AGR812CA	12/31/11	00014944	Measurement Standards Insp IV	N	SR17	03	P	A	1.00	56172	1.00	54,012
AGR846EE	11/01/12	00041858	Environmental Health Spclt III	N	SR20	13	P	W	1.00	45576	1.00	42,132

<u>Prog ID/Org</u>	<u>New Hire Effective Date</u>	<u>Position Number</u>	<u>Position Title</u>	<u>Exempt (Y/N)</u>	<u>SR Level</u>	<u>BU Code</u>	<u>T/P</u>	<u>MOF</u>	<u>Budgeted FTE</u>	<u>Budgeted Salary</u>	<u>Actual FTE</u>	<u>Actual Salary</u>
AGR101GA	06/10/13	00031095	Business Loan Officer I	N	SR24	13	P	B	1.00	75960	1.00	51312
AGR122EB	07/01/13	00002846	Plant Quarantine Inspector V	N	SR24	23	P	A	1.00	73044	1.00	60024
AGR122EB	07/01/13	00002851	Plant Quarantine Inspector V	N	SR24	23	P	A	1.00	75960	1.00	67488
AGR122EB	07/01/13	00002855	Plant Quarantine Inspector V	N	SR24	23	P	A	1.00	75960	1.00	70224
AGR122EB	10/22/13	00004675	Secretary II	N	SR14	63	P	A	1.00	49932	1.00	35064
AGR122EB	10/04/13	00012115	Plant Quarantine Inspector I	N	SR16	13	P	A	1.00	47412	1.00	37464
AGR122EB	10/01/13	00012328	Plant Quarantine Inspector I	N	SR16	13	P	A	1.00	60024	1.00	40548
AGR122EB	10/03/13	00021829	Plant Quarantine Inspector I	N	SR16	13	P	A	1.00	36204	1.00	37464
AGR122EB	09/23/13	00039979	Office Assistant III	N	SR08	03	P	A	1.00	39480	1.00	25668
AGR122EB	05/16/13	00043153	Plant Quarantine Inspector VI	N	SR26	23	P	A	1.00	82128	1.00	75960
AGR122EB	08/16/12	00118851	Entomologist IV	N	SR22	13	P	A	1.00	42144	1.00	45576
AGR122EB	01/16/13	00120739	Plant Quarantine Inspector III	N	SR20	13	P	A	1.00	32212	1.00	45576
AGR122EB	01/16/13	00120740	Plant Quarantine Inspector III	N	SR20	13	P	A	1.00	22066	1.00	43824
AGR122EB	01/16/13	00120741	Plant Quarantine Inspector III	N	SR20	13	P	A	1.00	23788	1.00	43824
AGR122EB	01/18/13	00120742	Plant Quarantine Inspector III	N	SR20	13	P	A	1.00	23788	1.00	42132
AGR122EB	01/16/13	00120743	Plant Quarantine Inspector III	N	SR20	13	P	A	1.00	22066	1.00	43824
AGR122EB	01/16/13	00120744	Plant Quarantine Inspector III	N	SR20	13	P	A	1.00	22066	1.00	62424
AGR122EB	10/02/13	00002850	Plant Quarantine Inspector I	N	SR16	13	P	B	1.00	55500	1.00	37464
AGR122EB	03/06/12	00012462	Entomologist IV	N	SR22	13	P	B	1.00	51312	1.00	45576
AGR122EB	04/16/13	00018697	Plant Quarantine Inspector I	N	SR16	13	P	B	1.00	45576	1.00	36024
AGR122EB	08/31/11	00019406	Plant Quarantine Inspector III	N	SR20	13	P	B	1.00	36204	1.00	42132
AGR122EB	04/02/12	00047977	Plant Quarantine Inspector III	N	SR20	13	P	B	1.00	60024	1.00	42132
AGR122EB	09/07/11	00118139	Plant Quarantine Inspector III	N	SR20	13	P	B	1.00	43824	1.00	42132
AGR122EB	10/03/11	00118141	Plant Quarantine Inspector II	N	SR18	13	P	B	1.00	40548	1.00	38988
AGR122EB	09/16/11	00118142	Plant Quarantine Inspector III	N	SR20	13	P	B	1.00	40548	1.00	42132
AGR122EB	09/02/11	00118143	Plant Quarantine Inspector III	N	SR20	13	P	B	1.00	40548	1.00	42132
AGR122EB	09/08/11	00118146	Plant Quarantine Inspector III	N	SR20	13	P	B	1.00	43824	1.00	42132
AGR122EB	09/12/11	00118148	Plant Quarantine Inspector II	N	SR18	13	P	B	1.00	43824	1.00	38988
AGR122EB	09/06/11	00118150	Plant Quarantine Inspector II	N	SR18	13	P	B	1.00	43824	1.00	38988
AGR122EB	08/30/11	00118154	Plant Quarantine Inspector III	N	SR20	13	P	B	1.00	43824	1.00	42132
AGR122ED	04/11/13	00011998	Noxious Weed Specialist I	N	SR16	13	P	A	1.00	62424	1.00	36024
AGR131DB	11/02/12	00004434	Quaran Station Optns Supvr	N	SR20	04	P	B	1.00	41040	1.00	41040
AGR131DB	05/01/12	00005239	General Laborer III	N	WS03	01	P	B	1.00	36576	1.00	36576
AGR131DB	04/05/13	00009705	Quarantine Animal Caretrk III	N	WS07	01	P	B	1.00	42816	1.00	42816
AGR131DB	09/01/11	00010800	Quarantine Animal Caretrk III	N	WS07	01	P	B	1.00	42816	1.00	42816
AGR131DB	03/01/12	00010801	Quarantine Animal Caretrk III	N	WS07	01	P	B	1.00	42816	1.00	42816
AGR131DB	10/01/13	00014503	Quarantine Animal Caretrk II	N	BC07	01	P	B	1.00	39972	1.00	40776
AGR131DB	07/20/12	00014507	Quarantine Animal Caretrk II	N	BC07	01	P	B	1.00	39972	1.00	39972
AGR131DB	09/17/13	00014507	Quarantine Animal Caretrk II	N	BC07	01	P	B	1.00	39972	1.00	39972

<u>Prog ID/Org</u>	<u>New Hire Effective Date</u>	<u>Position Number</u>	<u>Position Title</u>	<u>Exempt (Y/N)</u>	<u>SR Level</u>	<u>BU Code</u>	<u>T/P</u>	<u>MOF</u>	<u>Budgeted FTE</u>	<u>Budgeted Salary</u>	<u>Actual FTE</u>	<u>Actual Salary</u>
AGR131DB	08/24/12	00017270	Quarantine Animal Caretrk II	N	BC07	01	P	B	1.00	39972	1.00	39972
AGR131DB	11/01/13	00017731	Account Clerk III	N	SR11	03	P	B	1.00	31212	1.00	32424
AGR131DB	09/16/13	00023395	Quarantine Animal Caretrk II	N	BC07	01	P	B	1.00	39972	1.00	39972
AGR131DB	01/30/12	00032868	Janitor II	N	BC02	01	P	B	0.25	8856	0.25	8307
AGR131DB	10/28/13	00032868	Janitor II	N	BC02	01	P	B	0.25	8856	0.25	33888
AGR131DB	05/04/12	00036601	Office Assistant III	N	SR08	03	P	B	1.00	27756	1.00	25668
AGR131DB	05/01/13	00045389	Office Assistant III	N	SR08	03	P	B	1.00	31212	1.00	25668
AGR132DA	01/30/12	00032868	Janitor II	N	BC02	01	P	A	0.75	24372	0.75	24921
AGR132DA	10/28/13	00032868	Janitor II	N	BC02	01	P	A	0.75	24921	0.75	25416
AGR132DC	09/05/12	00005973	Veterinary Medical Officer II	N	SR26	13	P	A	1.00	82128	1.00	55500
AGR132DC	11/26/12	00009907	Secretary II	N	SR14	03	P	A	1.00	41040	1.00	32424
AGR132DC	08/10/12	00002932	Quarantine Animal Caretrk II	N	BC07	01	T	U	1.00	39972	1.00	39972
AGR141HA	05/06/13	00046322	Property Manager V	N	SR24	13	P	B	1.00	62424	1.00	51312
AGR141HA	01/08/13	00118868	Engineer V	N	SR26	13	P	B	1.00	63780	1.00	64920
AGR141HA	02/01/12	00120357	Property Manager VI	N	SR26	23	P	B	1.00	53364	1.00	67488
AGR141HA	04/22/13	00120399	Property Manager III	N	SR20	13	P	B	1.00	45576	1.00	42132
AGR141HA	05/16/12	00120541	Engineer VI	N	SR28	13	T	B	1.00	76440	1.00	64920
AGR141HA	12/17/12	00120541	Engineer VI	N	SR28	13	P	B	1.00	76440	1.00	64920
AGR141HA	10/03/11	00014857	Irrigation Syst Service Wkr I	N	BC05	01	P	W	1.00	36960	1.00	36960
AGR141HA	06/17/13	00110416	Irrigation Syst Service Wkr I	N	BC05	01	P	W	1.00	36960	1.00	36960
AGR141HA	12/01/11	117791	Account Clerk III	W	SR11	3	P	B	1.00	30036	1.00	27396
AGR151BB	02/19/13	00004863	Agric Commod Mktg Spclt I	N	SR16	13	P	A	1.00	67488	1.00	36024
AGR151BB	01/22/13	00008529	Agric Commod Mktg Spclt I	N	SR16	13	P	A	1.00	38988	1.00	36024
AGR151BB	01/22/13	00010558	Agric Commod Mktg Spclt I	N	SR16	13	P	A	1.00	45576	1.00	36024
AGR151BB	11/26/12	00010670	Agric Commod Mktg Spclt I	N	SR16	13	P	A	1.00	67488	1.00	36024
AGR151BB	12/03/12	00044054	Agric Commod Mktg Spclt I	N	SR16	13	P	A	1.00	57708	1.00	36024
AGR151BB	08/01/11	00111626	Agricultural Commodities Aid I	Y	SRNA	03	T	W	1.00	18772	1.00	27747.2
AGR151BB	01/03/12	00111627	Agricultural Commodities Aid I	Y	SRNA	03	T	W	1.00	26832	1.00	24752
AGR151BB	06/18/12	00111628	Agricultural Commodities Aid I	Y	SRNA	03	T	W	1.00	30035	1.00	24752
AGR151BB	09/01/11	00111629	Agricultural Commodities Aid I	Y	SRNA	03	T	W	1.00	25750	1.00	24752
AGR151BB	11/05/12	00111635	Agricultural Commodities Aid I	Y	SRNA	03	T	W	1.00	26832	1.00	24752
AGR151BG	11/16/11	00007515	Secretary III	N	SR16	63	P	A	1.00	44412	1.00	44412
AGR151BG	04/01/13	00014940	Quality Assurance Admr	N	EM08	35	P	A	1.00	86688	1.00	99348

<u>Prog ID/Org</u>	<u>New Hire Effective Date</u>	<u>Position Number</u>	<u>Position Title</u>	<u>Exempt (Y/N)</u>	<u>SR Level</u>	<u>BU Code</u>	<u>T/P</u>	<u>MOF</u>	<u>Budgeted FTE</u>	<u>Budgeted Salary</u>	<u>Actual FTE</u>	<u>Actual Salary</u>
AGR153CD	11/16/12	00038209	Economic Development Spclt IV	N	SR22	13	P	A	1.00	42132	1.00	45576
AGR153CD	07/29/13	00038211	Veterinary Medical Officer II	N	SR26	13	P	A	1.00	85428	1.00	57720
AGR153CD	01/03/13	00038213	Economic Development Spclt V	N	SR24	13	P	A	1.00	70224	1.00	51312
AGR161KA	01/18/12	00102627	Executive Director	Y	SRNA	93	T	W	1.00	95000	1.00	92148
AGR161KA	03/16/12	119074	Project Manager	Y	SRNA	13	T	W	1.00	62400	1.00	65784
AGR161KC	11/01/11	00107604	Water System Worker	Y	SRNA	01	T	W	1.00	45504	1.00	33000
AGR171BC	11/16/11	13199	Research Statistician III	N	SR20	13	P	A	1.00	47412	1.00	40020
AGR171BC	10/17/11	00013201	Research Statistician IV	N	SR22	13	P	A	1.00	60024	1.00	45576
AGR171BC	06/01/12	00013203	Research Statistician I	N	SR16	13	P	A	1.00	45576	1.00	36024
AGR171BD	02/01/12	00043269	Economist IV	N	SR22	13	P	A	1.00	49332	1.00	53352
AGR171BE	07/01/13	00010403	Economic Development Spclt IV	N	SR22	13	P	A	1.00	60024	1.00	47400
AGR192AA	10/18/11	00002819	Office Services Supervisor	N	SR14	04	P	A	1.00	48048	1.00	33756
AGR192AA	07/16/12	00004423	Account Clerk IV	N	SR13	03	P	A	1.00	35064	1.00	31212
AGR192AA	11/07/11	00005987	Pre Audit Clerk I	N	SR11	03	P	A	1.00	37968	1.00	28836
AGR192AA	12/03/12	00005987	Pre Audit Clerk I	N	SR11	03	P	A	1.00	37968	1.00	28836
AGR192AA	11/20/12	00011574	Personnel Clerk IV	N	SR11	63	P	A	1.00	30036	1.00	28836
AGR192AA	04/02/12	35185	Accountant III	N	SR20	13	P	A	1.00	47412	1.00	42132
AGR192AA	09/03/13	00035185	Accountant IV	N	SR22	13	P	A	1.00	47412	1.00	49308
AGR192AA	10/13/11	00100032	Private Secretary II	Y	SR22	63	T	A	1.00	56172	1.00	56172
AGR192AA	02/08/12	00100230	Deputy Director	Y	SRNA	00	T	A	1.00	114684	1.00	92646
AGR192AA	10/09/12	00120358	Secretary II	N	SR14	03	P	B	1.00	44412	1.00	32424
AGR192AA	11/01/13	00120359	Secretary II	N	SR14	03	P	B	1.00	44412	1.00	32424
AGR192AA	09/18/12	00120360	Secretary II	N	SR14	03	P	B	1.00	44412	1.00	32424
AGR192AA	05/01/13	00120360	Secretary II	N	SR14	03	P	B	1.00	44412	1.00	32424
AGR812CA	09/06/11	00026113	Office Assistant III	N	SR08	03	P	A	1.00	27756	1.00	27756
AGR846EE	04/16/12	00007525	Environmental Health Spclt IV	N	SR22	13	P	A	1.00	62424	1.00	67488
AGR846EE	11/05/12	00046438	Chemist III	N	SR20	13	P	A	1.00	43824	1.00	42132
AGR846EE	02/11/13	00030051	Environmental Health Spclt III	N	SR20	13	T	N	1.00	42132	1.00	42132
AGR846EE	06/18/12	00039432	Environmental Health Spclt III	N	SR20	13	P	W	1.00	62424	1.00	42132
AGR846EE	09/01/11	00041858	Environmental Health Spclt III	N	SR20	13	P	W	1.00	45576	1.00	42132
AGR846EE	10/22/13	00041858	Environmental Health Spclt II	N	SR18	13	P	W	1.00	45576	1.00	40548
AGR846EE	12/01/11	00044101	Environmental Health Spclt II	N	SR18	13	P	W	1.00	42132	1.00	38988

Department of Agriculture
 Unauthorized Positions

Table 17

<u>Prog ID/Org</u>	<u>Date Established</u>	<u>Legal Authority</u>	<u>Position Number</u>	<u>Position Title</u>	<u>Exempt (Y/N)</u>	<u>SR Level</u>	<u>BU Code</u>	<u>T/P</u>	<u>MOF</u>	<u>FTE</u>	<u>Annual Salary</u>	<u>Filled (Y/N)</u>	<u>Occupied by 89 Day Hire (Y/N)</u>
None													

Department of Agriculture
Overtime Expenditures

Table 18

Prog ID	Program Title	MOF	FY12 (actual)			FY13 (actual)			FY14 (estimated)			FY15 (budgeted)		
			Base Salary \$\$\$\$	Overtime \$\$\$\$	Overtime Percent	Base Salary \$\$\$\$	Overtime \$\$\$\$	Overtime Percent	Base Salary \$\$\$\$	Overtime \$\$\$\$	Overtime Percent	Base Salary \$\$\$\$	Overtime \$\$\$\$	Overtime Percent
AGR 122	Plant Pest and Disease	A	\$ 2,092,006	\$ 101,734	4.9%	\$ 2,598,651	\$ 135,613	5.2%	\$ 4,610,753	\$ 124,000	2.7%	\$ 4,794,269	\$ 159,553	3.3%
	Control	B	\$ 3,564,194	\$ 233,164	6.5%	\$ 2,875,139	\$ 202,697	7.0%	\$ 2,822,136	\$ 183,646	6.5%	\$ 2,822,136	\$ 225,000	8.0%
		N	\$ 216,092	\$ 50,916	23.6%	\$ 233,099	\$ 43,735	18.8%	\$ 513,904	\$ 64,634	12.6%	\$ 513,904	\$ 99,205	19.3%
		U	\$ 591,403	\$ 28,403	4.8%	\$ 354,899	\$ 17,105	4.8%	\$ -	\$ -		\$ -	\$ -	
AGR 131	Rabies Quarantine	B	\$ 2,012,225	\$ 99,698	5.0%	\$ 1,957,470	\$ 77,097	3.9%	\$ 2,274,168	\$ 97,206	4.3%	\$ 2,274,168	\$ 102,680	4.5%
AGR 132	Animal Disease Control	A	\$ 675,487	\$ 1,121	0.2%	\$ 705,378	\$ 2,917	0.4%	\$ 1,140,293	\$ 3,015	0.3%	\$ 1,140,293	\$ -	0.0%
		N	\$ 77,579	\$ 4,714	6.1%	\$ 66,861	\$ 944	1.4%	\$ 130,818	\$ 400	0.3%	\$ 130,818	\$ -	0.0%
		U	\$ 486,042	\$ 16,962	3.5%	\$ 500,833	\$ 16,086	3.2%	\$ -	\$ -		\$ -	\$ -	
AGR 141	Agricultural Resource	B	\$ -	\$ -		\$ 958,159	\$ 1,747	0.2%	\$ 1,633,367	\$ 920	0.1%	\$ 1,633,367	\$ 8,400	0.5%
	Management	W	\$ -	\$ -		\$ 415,563	\$ 1,206	0.3%	\$ 395,510	\$ 1,636	0.4%	\$ 395,510	\$ -	0.0%
AGR 151	Quality and Price	A	\$ 625,043	\$ 55,180	8.8%	\$ 702,019	\$ 46,171	6.6%	\$ 1,005,640	\$ 4,312	0.4%	\$ 1,005,640	\$ 40,000	4.0%
	Assurance	B	\$ 75,954	\$ 668	0.9%	\$ 80,794	\$ 404	0.5%	\$ 265,692	\$ 280	0.1%	\$ 265,692	\$ -	0.0%
		W	\$ 191,982	\$ 8,273	4.3%	\$ 231,743	\$ 5,400	2.3%	\$ 379,559	\$ 8,371	2.2%	\$ 379,559	\$ -	0.0%
AGR 161	Agribusiness Development	W	\$ 757,181	\$ 1,162	0.2%	\$ 751,542	\$ 1,774	0.2%	\$ 836,098	\$ 1,482	0.2%	\$ 836,098	\$ -	0.0%
AGR 171	Agricultural Development	A	\$ -	\$ -		\$ 463,356	\$ 703	0.2%	\$ 696,984	\$ 1,215	0.2%	\$ 764,076	\$ 7,320	1.0%
AGR 192	General Administration	A	\$ -	\$ -		\$ 1,007,574	\$ 3,894	0.4%	\$ 1,287,418	\$ 3,980	0.3%	\$ 1,328,608	\$ 11,116	0.8%
AGR 812	Measurement Standards	A	\$ -	\$ -		\$ 205,469	\$ 280	0.1%	\$ 297,960	\$ -	0.0%	\$ 297,960	\$ -	0.0%
AGR 846	Pesticides	A	\$ 359,608	\$ 676	0.2%	\$ 449,430	\$ 107	0.0%	\$ 475,884	\$ 666	0.1%	\$ 475,884	\$ -	0.0%
		N	\$ 198,715	\$ 3,244	1.6%	\$ 157,010	\$ 1,590	1.0%	\$ 295,484	\$ -	0.0%	\$ 295,484	\$ 20,332	6.9%
		W	\$ 558,599	\$ 231	0.0%	\$ 564,977	\$ 1,622	0.3%	\$ 661,976	\$ 3,838	0.6%	\$ 661,976	\$ -	0.0%

Department of Agriculture
Overpayments

Table 19

<u>Employee Name</u>	<u>Date of Over-payment</u>	<u>Gross Amount Overpaid</u>	<u>Amount Recovered</u>	<u>Balance</u>	<u>Category</u>				<u>Reason for Overpayment</u>	<u>Referred to Attorney General</u>
					<u>Employed</u>		<u>Not Employed</u>			
					<u>Occurred > 2 Years</u>	<u>Occurred < 2 Years</u>	<u>Occurred > 2 Years</u>	<u>Occurred < 2 Years</u>		
[REDACTED]	4/1/2013	\$ 434	\$ -	\$ 438		X			LWOP Reported Incorrectly	No

Department of Agriculture
Contract Costs

Table 20

Prog ID	MOF	Frequency		Max Value	Outstanding Balance	Term of Contract			Organization	Category E/L/P/C/ G/S	Description	Method and Frequency of Monitoring	POS Y/N
		Amount	(M/A/O)			Date Executed	From	To					
AGR122	A	160,000	O	200,000	40,000	5/15/2013	5/15/2013	5/14/2015	CBB TASK FORCE NONPROFIT, THE		DEVELOPMENT OF A PROGRAM TO CONTROL THE COFFEE BERRY BORER	semiannual	Y
AGR122	B	45,000	O	50,000	5,000	6/27/2012	6/27/2012	7/31/2013	UNIVERSITY OF HAWAII		BIOSECURITY OF HAWAII'S FLOWERS FOR EXPORT	semiannual	Y
AGR122	B	45,000	O	50,000	5,000	9/15/2012	9/15/2012	9/14/2013	UNIVERSITY OF HAWAII		DEVELOPMENT OF FOLIAGE GERMPLOSM FOR IMPORT REPLACEMENT TO ENHANCE THE BIOSECURITY OF HAWAII'S CUT FLOWER INDUSTRY	quarterly	Y
AGR122	N	195,000	O	200,000	5,000	4/30/2012	5/1/2012	7/31/2013	UNIVERSITY OF HAWAII		SYSTEMS APPROACH TO PEST MANAGEMENT PRACTICES - POTTED FOLIAGE PLANT PRODUCTION - PHASE I	semiannual	Y
AGR122	N	0	O	240,000	240,000	11/22/2013	11/22/2013	1/21/2016	UNIVERSITY OF HAWAII		SYSTEMS APPROACH TO PEST MANAGEMENT PRACTICES - POTTED FOLIAGE PLANT PRODUCTION - PHASE II	semiannual	Y
AGR131	B	700	O	8,400	2,800	2/1/2012	2/1/2013	1/31/2014	O & M ENTERPRISE	S	MAINTENANCE SERVICES FOR AQS WASTEWATER FACILITY	Contractor monitored by staff	Y
AGR131	B	1,120	O	13,440	12,320	9/27/2012	10/1/2013	9/30/2014	INTERNATIONAL BUILDING MAINTENANCE	S	JANITORIAL SERVICES-ANIMAL QUARANTINE STATION OPT TO EXTEND 2- 12MOS.	Contractor monitored by staff	Y
AGR132	N	7,453	O	10,128	2,675	11/13/2012	11/15/2012	6/30/2013	DAVIS, GENE ROSS	S	ASSIST WITH BOVINE TB TESTING, SWINE TESTING & INSPECTION OF SWINE FARMS	Contractor monitored by staff	Y
AGR132	N	3,203	O	15,000	11,797	8/28/2013	9/1/2013	8/31/2014	DAVIS, GENE ROSS	S	ASSIST WITH BOVINE TB TESTING, SWINE TESTING & INSPECTION OF FARMS	Contractor monitored by staff	Y
AGR141	A	98,011	M	99,508	1,497	5/11/2007	5/11/2007	4/10/2008	YOGI KWONG ENGINEERS	S	REPAIR/REPLACE DAMAGED DITCH BANK AND LINING UPPER HAMAKUA DITCH REPAIR	Conduct Periodic Inspections	Y
AGR141	A	479,478	M	493,032	13,555	6/30/2007	9/12/2007	9/30/2011	WAI ENGINEERING,INC	S	DESIGN-BUILD EMERGENCY UPPER HAMAKUA DITCH WAIMEA IRRG SYSTEM WAIPIO	Review/comment submittals	Y
AGR141	A	77,400	M	90,000	12,600	11/27/2007	12/6/2007	4/28/2008	FUKUNAGA & ASSOCIATES	S	LOWER HAMAKUA DITCH WATERSHED- LOWER KALOPA LATERAL PROJECT	Review/comment submittals	Y
AGR141	A	105,515	M	109,963	4,448	10/2/2008	3/18/2009	7/15/2009	HO, RONALD N. S.	S	DESIGN SVCS-SUPERVISORY CONTROL & DATA ACQUISITION(SCADA)FOR THE UPPER & LOWER HAMAKUA DISTCH SYSTEM, ISLAND OF HAWAII	Review/comment submittals	Y

Department of Agriculture
Contract Costs

Table 20

Prog ID	MOF	Amount	(M/A/O)	Max Value	Outstanding Balance	Date Executed	From	To	Organization	E/L/P/C/ G/S	Description	Frequency of Monitoring	POS Y/N
AGR141	A	0	M	109,963	109,963	10/2/2008	3/18/2009	7/15/2009	HO, RONALD N. S.	S	DESIGN SVCS-SUPERVISORY CONTROL & DATA ACQUISITION(SCADA)FOR THE UPPER & LOWER HAMAKUA DISTCH SYSTEM, ISLAND OF HAWAII	Review/comment submittals	Y
AGR141	A	0	M	16,333	16,333	10/2/2008	PENDING	FEMA	YOGI KWONG ENGINEERS	S	UPPER & LOWER HAMAKUA DITCH SYSTEMS - TUNNEL ENTRANCE STABILIZATION.	Review/comment submittals	Y
AGR141	A	0	M	32,665	32,665	10/2/2008	PENDING	FEMA	YOGI KWONG ENGINEERS	S	UPPER & LOWER HAMAKUA DITCH SYSTEMS - TUNNEL ENTRANCE STABILIZATION.	Review/comment submittals	Y
AGR141	A	1,556,326	M	1,581,134	24,808	3/9/2009	7/6/2009	4/1/2010	JENNINGS PACIFIC	S	E KAUAI IRRIGATION SYSTEM-MISCELLANOUS IMPR. JOB#DOAK02KAPAA, KAUAI	Review/comment submittals	Y
AGR141	B	109,100	M	235,400	126,300	2/21/2012	6/24/2009	6/24/2012	FOPCO, INC.	G	MAINTENANCE OF MECHANICAL AND ELECTRICAL EQUIPMENT FOR THE MOLOKAI IRRIGATION SYSTEM	Review/comment submittals	Y
AGR141	B	0	M	5,500	5,500	9/4/2013	9/26/2013	11/10/2013	ACM CONSULTANTS,	S	APPRAISAL SVCS TO ESTABLISH NEW LEASE RENTS FOR AGRICULTURAL & PASTURE LEASES 2013	Review/comment submittals	Y
AGR141	B	0	M	8,250	8,250	9/4/2013	9/26/2013	11/10/2013	ACM CONSULTANTS,	S	APPRAISAL SVCS TO ESTABLISH NEW LEASE RENTS FOR AGRICULTURAL & PASTURE LEASES 2013	Conduct Periodic Inspections	Y
AGR141	C	195,983	M	202,957	6,974	6/2/2004	6/2/2004	9/1/2004	WAI ENGINEERING,INC	S	LOWER HAMAKUA DITCH WATERSHED PROJECT-2004 STORM DAMAGE REPAIRS	Review/comment submittals	Y
AGR141	C	24,662	M	24,835	173	6/9/2008	5/26/2008	TBD	EXCEL DESIGNS, INC	S	PAAUILO RENDERING PLANT-RENOVATION EQUIPMENT UPGRADE	Review/comment submittals	Y
AGR141	C	160,717	M	161,113	396	10/11/2006	12/12/2006	2/9/2009	HO, RONALD N. S.	S	MOLOKAI IRRIGATION SYSTEM ELECTRICAL, CONTROL & TELEMTRY SYSTEM IMPR.	Conduct Periodic Inspections	Y
AGR141	C	1,133,395	M	1,166,559	33,164	11/20/2006	9/20/2010	6/16/2011	MAUI MASTER BUILDERS	G	UPCOUNTRY MAUI WATERSHED PROJECT-DISTRIBUTION PIPELINE, PHASE V, UPPER KULA HAWAII	Conduct Periodic Inspections	Y
AGR141	C	53,486	M	57,050	3,564	4/13/2007	6/4/2007	2/29/2008	BELT COLLINS HAWAII	S	FLOODPROOFING OF THE LOWER HAMAKUA DITCH	Review/comment submittals	Y
AGR141	C	558,572	M	564,335	5,763	6/30/2008	8/28/2008	6/18/2010	FOPCO, INC.	G	MOLOKAI IRRIGATION SYSTEM ELECTRICAL, CONTROL & TELEMTRY SYSTEM IMPR. PROJECT HOOLEHUA, MOLOKAI, HAWAII	Review/comment submittals	Y
AGR141	C	708,090	M	1,034,329	326,239	7/7/2008	5/29/2012	TBD	ALLOY HARDFACING	G	PAAUILO RENDERING PLANT RENOVATION & EQUIPMENT UPGRADE	Conduct Periodic Inspections	Y

Department of Agriculture
Contract Costs

Table 20

Prog ID	MOF	Amount	(M/A/O)	Max Value	Outstanding Balance	Date Executed	From	To	Organization	E/L/P/C/ G/S	Description	Frequency of Monitoring	POS Y/N
AGR141	C	270,401	M	329,930	59,529	1/12/2009	4/20/2009	TBD	PAREN, INC.	S	UPCOUNTRY MAUI WATERSHED PROJECT, DISTRIBUTION PIPELINE PHASE 7 AND KEALAHOU LATERAL PHASE 1	Review/comment submittals	Y
AGR141	C	279,601	M	910,931	631,331	1/2/2009	4/20/2009	TBD	GOODFELLOW BROS.	G	LOWER HAMAKUA DITCH FLOODPROFFING PROJECT MAIN WEIR TO FLUME 16, HAMAKUA,HAWAII JOB#DOAH06	Conduct Periodic Inspections	Y
AGR141	C	45,257	M	45,457	200	3/13/2009	3/30/2009	TBD	AECOM TECHNICAL	S	WAIMANALO IRRIGATION SYSTEM REPAIRS & IMPROVEMENTS KOOLAULOA OAHU HI	Conduct Periodic Inspections	Y
AGR141	C	0	M	1,600,000	1,600,000	3/30/2009	TBD	TBD	MAUI MASTER BUILDERS	G	UPCOUNTRY MAUI WATERSHED PROJECT, PULEHUIKI RD LATERAL, UPPER KULA, MAUI,HAWAII JOB#DOAM01E	Review/comment submittals	Y
AGR141	C	609,594	M	622,774	13,181	5/11/2009	5/22/2009	TBD	YOGI KWONG ENGINEERS	S	STATE IRRIGATION SYSTEM RESERVOIR SAFETY IMPROVEMENTS	Conduct Periodic Inspections	Y
AGR141	C	0	M	400,312	400,312	5/11/2009	5/22/2009	TBD	YOGI KWONG ENGINEERS	S	STATE IRRIGATION SYSTEM RESERVOIR SAFETY IMPROVEMENTS	Review/comment submittals	Y
AGR141	C	160,768	M	210,585	49,817	6/4/2009	7/6/2009	5/1/2010	TOWILL, R. M. CORPORATION	S	KUNIA AGRICULTURAL PARK - MASTER PLAN KUNIA OAHU HI	Conduct Periodic Inspections	Y
AGR141	C	156,337	M	162,554	6,217	9/9/2010	11/8/2010	4/14/2014	COMMUNITY PLANNING A	S	WAIMEA IRRIGATION SYSTEM TRANSFER DITCH IMPROVEMENTS, S KOHALA	Review/comment submittals	Y
AGR141	C	0	M	15,225	15,225	2/1/2011	7/25/2011	7/28/2013	GLOBAL SPECIALTY CONTRACTORS	G	WAIMANALO IRRIGATION SYSTEM, MAUNAWILL VALLEY & MISC IMPROVEMENTS,KOOLAUPOKO JOB#DOAO-02	Review/comment submittals	Y
AGR141	C	5,249,598	M	5,319,975	70,376	2/1/2011	7/25/2011	7/28/2013	GLOBAL SPECIALTY CONTRACTORS	G	WAIMANALO IRRIGATION SYSTEM, MAUNAWILL VALLEY & MISC IMPROVEMENTS,KOOLAUPOKO JOB#DOAO-02	Review/comment submittals	Y
AGR141	C	1,313,668	M	1,695,955	382,287	2/1/2011	7/25/2011	7/28/2013	GLOBAL SPECIALTY CONTRACTORS	G	WAIMANALO IRRIGATION SYSTEM, MAUNAWILL VALLEY & MISC IMPROVEMENTS,KOOLAUPOKO JOB#DOAO-02	Review/comment submittals	Y
AGR141	C	0	M	3,727,890	3,727,890	5/27/2011	TBD	TBD	GOODFELLOW BROS.	G	STATE IRRG SYSTEM RESERVOIR SAFETY IMPR. PROJECT-PAAUILO RESVR.(HI-00131),PUU PULEHU (HI-00123) & PUU KAPU (HI-00042) JOB DOASW01-A.	Conduct Periodic Inspections	Y

Department of Agriculture
Contract Costs

Table 20

Prog ID	MOF	Amount	(M/A/O)	Max Value	Outstanding Balance	Date Executed	From	To	Organization	E/L/P/C/ G/S	Description	Frequency of Monitoring	POS Y/N
AGR141	C	1,210,655	M	1,342,000	131,345	5/19/2011	6/27/2011	3/23/2012	ROYAL CONTRACTING	G	STATE IRRIGATION SYSTEM RESERVOIR SAFETY IMPROVEMENTS PROJECT WAIMANALO RESERVOIR (00129)	Conduct Periodic Inspections	Y
AGR141	C	1,805,144	M	2,605,315	800,171	5/19/2011	6/27/2011	11/3/2012	ROYAL CONTRACTING	G	STATE IRRIGATION SYSTEM RESERVOIR IMPROVEMENTS PROJECT KUALAPUU RESERVOIR (HI-00041)	Conduct Periodic Inspections	Y
AGR141	C	2,043,916	M	2,750,000	706,084	6/2/2011	4/18/2012	4/18/2014	FOPCO, INC.	G	MOLOKAI IRRIGATION SYSTEM ELECTRICAL, CONTROL, & TELEMETRY SYSTEM IMPR. HOOLEHUA, MOLOKAI, HI JOB#DOAM03A	Conduct Periodic Inspections	Y
AGR141	C	0	M	627,986	627,986	6/13/2011	TBD	TBD	RMY CONSTRUCTION	G	UPCOUNTRY MAUI WATERSHED PROJECT, DISTRIBUTION PIPELINE PHASE 7, MAUI, HAWAII JOB DOAM01G	Conduct Periodic Inspections	Y
AGR141	C	139,047	M	427,750	288,703	PROJECT	CANCELLED		KEAUHOU KONA CONSTRUCTION	G	LOWER HAMAKUA DITCH WATERSHED PROJECT, LOWER KALOPA LATERAL PAAUILO, HI	Conduct Periodic Inspections	Y
AGR141	C	61,890	M	70,476	8,586	11/7/2011	12/12/2011	TBD	AKINAKA & ASSOCIATES	S	KAHUKU AGRICULTURAL PARK MISCELLANEOUS IMPR., OAHU	Conduct Periodic Inspections	Y
AGR141	C	62,536	M	175,000	112,464	11/7/2011	12/9/2011	TBD	AECOM TECHNICAL SERVICES	S	WAIMEA AND MOLOKAI IRRIGATION SYSTEMS HYDROPOWER PLANT PROJECT	Conduct Periodic Inspections	Y
AGR141	C	0	M	109,342	109,342	11/7/2011	12/9/2011	TBD	AECOM TECHNICAL SERVICES	S	WAIMEA AND MOLOKAI IRRIGATION SYSTEMS HYDROPOWER PLANT PROJECT	Conduct Periodic Inspections	Y
AGR141	C	194,173	M	229,551	35,378	11/7/2011	12/9/2011	TBD	AECOM TECHNICAL SERVICES	S	WAIMEA AND MOLOKAI IRRIGATION SYSTEMS HYDROPOWER PLANT PROJECT	Review/comment submittals	Y
AGR141	C	18,375	M	24,500	6,125	7/30/2012	9/4/2012	3/2/2013	HO, RONALD N. S.	S	MOLOKAI IRRIGATION SYSTEM ELECTRICAL CONTROL & TELEMETRY SYSTEM IMPR.	Review/comment submittals	Y
AGR141	C	0	M	129,524	129,524	9/19/2012	TBD	TBD	L.T.M. CORPORATION	G	KAHUKU AGRICULTURAL PK, MISCELLANEOUS IMPROVEMENTS, KAHUKU, KOOLAULOA, OAHU, HI JOB NO. DOAO-04	Review/comment submittals	Y
AGR141	C	0	M	29,165	29,165	9/19/2012	TBD	TBD	L.T.M. CORPORATION	G	KAHUKU AGRICULTURAL PK, MISCELLANEOUS IMPROVEMENTS, KAHUKU, KOOLAULOA, OAHU, HI JOB NO. DOAO-04	Review/comment submittals	Y

Department of Agriculture
Contract Costs

Table 20

Prog ID	MOF	Amount	(M/A/O)	Max Value	Outstanding Balance	Date Executed	From	To	Organization	E/L/P/C/ G/S	Description	Frequency of Monitoring	POS Y/N
AGR141	C	22	M	23	1	1/4/2013	4/30/2013	2/14/2014	CM CONSTRUCTION,	G	WAIMEA IRRIGATION SYSTEM TRANSFER DITCH IMPR., PUUKAPU, WAIMEA, JOB#DOAH13	Review/comment submittals	Y
AGR141	C	1,338,053	M	1,759,540	421,487	1/4/2013	4/30/2013	2/14/2014	CM CONSTRUCTION,	G	WAIMEA IRRIGATION SYSTEM TRANSFER DITCH IMPR., PUUKAPU, WAIMEA, JOB#DOAH13	Conduct Periodic Inspections	Y
AGR141	C	174,250	M	215,922	41,672	5/1/2013	5/20/2013	10/7/2013	HIROTA, SAM O.,	S	KA'U IRRIGATION SYSTEM, MAPPING PROJECT, JOB#DOAH16, KA'U HAWAII	Conduct Periodic Inspections	Y
AGR141	C	0	M	1,173,812	1,173,812	4/25/2013	10/1/2013	5/1/2015	SEA ENGINEERING,	G	REPAIRS TO LOWER HAMAKUA DITCH, FLUME 16 TO PA'AUILO RESERVOIR, JOB NO DOAH14, HAMAKUA, HAWAII	Conduct Periodic Inspections	Y
AGR141	C	0	M	300,000	300,000	4/25/2013	10/1/2013	5/1/2015	SEA ENGINEERING,	G	REPAIRS TO LOWER HAMAKUA DITCH, FLUME 16 TO PA'AUILO RESERVOIR, JOB NO DOAH14, HAMAKUA, HAWAII	Review/comment submittals	Y
AGR141	C	0	M	376,416	376,416	4/25/2013	10/1/2013	5/1/2015	SEA ENGINEERING,	G	REPAIRS TO LOWER HAMAKUA DITCH, FLUME 16 TO PA'AUILO RESERVOIR, JOB NO DOAH14, HAMAKUA, HAWAII	Review/comment submittals	Y
AGR141	C	158,740	M	327,030	168,290	5/29/2013	6/17/2013	TBD	COMMUNITY PLANNI	S	WAIHOLE WATER SYSTEM IMPR.- REHABILITATION OF STEEL SIPHONS	Review/comment submittals	Y
AGR141	C	0	M	99,624	99,624	10/1/2013	10/28/2013	TBD	LIMTIACO CONSULT	S	DESIGN TO REPLACE AND/OR REHABILITATE THE 48-INCH DIAMETER "BLACK PIKE" AND OTHER MISCELLANEOUS IMPROVEMENTS OF THE KEKAHA DITCH SYSTEM.	Conduct Periodic Inspections	Y
AGR141	C	0	M	136,628	136,628	10/1/2013	10/28/2013	TBD	LIMTIACO CONSULT	S	DESIGN TO REPLACE AND/OR REHABILITATE THE 48-INCH DIAMETER "BLACK PIKE" AND OTHER MISCELLANEOUS IMPROVEMENTS OF THE KEKAHA DITCH SYSTEM.	Review/comment submittals	Y
AGR141	N	34,652	M	68,700	34,048	8/19/2003	9/19/2003	12/31/2003	NANCE, TOM WATER	S	LOWER HAMAKUA DITCH WATERSHED PROJECT, INTAKE MODIFICATIONS & IMP. DESIGN SERVICES	Review/comment submittals	Y
AGR141	N	168,147	M	179,828	11,681	4/19/2006	6/1/2006	TBD	PAREN, INC.	S	UPCOUNTRY MAUI WATERSHED PROJECT PHASE 6.	Conduct Periodic Inspections	Y
AGR141	N	165,847	M	245,408	79,561	4/19/2006	6/1/2006	TBD	PAREN, INC.	S	UPCOUNTRY MAUI WATERSHED PROJECT PHASE 6.	Conduct Periodic Inspections	Y

Department of Agriculture
Contract Costs

Table 20

Prog ID	MOF	Amount	(M/A/O)	Max Value	Outstanding Balance	Date Executed	From	To	Organization	E/L/P/C/ G/S	Description	Frequency of Monitoring	POS Y/N
AGR141	N	1,133,395	M	1,166,559	33,164	11/20/2006	9/20/2010	6/16/2011	MAUI MASTER BUILDERS	G	UPCOUNTRY MAUI WATERSHED PROJECT-DISTRIBUTION PIPELINE, PHASE V UPPER KULA HAWAII	Review/comment submittals	Y
AGR141	N	256,458	M	267,150	10,692	4/13/2007	6/4/2007	TBD	BELT COLLINS HAWAII	S	FLOODPROOFING OF THE LOWER HAMAKUA DITCH	Review/comment submittals	Y
AGR141	N	1,438,433	M	1,479,097	40,664	6/30/2007	9/12/2007	9/30/2011	WAI ENGINEERING,	S	DESIGN-BUILD EMERGENCY UPPER HAMAKUA DITCH WAIMEA IRRG SYSTEM WAIPIO VALLEY IRRIGATION SYSTEM	Review/comment submittals	Y
AGR141	N	793,802	M	2,732,794	1,938,992	1/2/2009	TBD	TBD	GOODFELLOW BROS.	G	LOWER HAMAKUA DITCH FLOODPROFFING PROJECT MAIN WEIR TO FLUME 16, HAMAKUA	Conduct Periodic Inspections	Y
AGR141	N	0	M	1,600,000	1,600,000	3/30/2009	TBD	TBD	MAUI MASTER BUILDERS	G	UPCOUNTRY MAUI WATERSHED PROJECT, PULEHUIKI RD LATERAL, UPPER KULA, MAUI	Conduct Periodic Inspections	Y
AGR141	N	55,658	M	138,100	82,443	5/11/2009	5/26/2009	2/19/2010	FUKUNAGA & ASSOCIATES	S	UPCOUNTRY MAUI WATERSHED, KEALAHOU LATERAL, PHASE2 KULA MAUI	Review/comment submittals	Y
AGR141	N	195,580	M	211,048	15,468	3/4/2011	12/26/2007	7/1/2015	EKNA SERVICES, INC.	S	TUNNEL ENTRANCE & SLOPE STABILIZATION, DITCH LINING & EXCLUSION FENCING	Review/comment submittals	Y
AGR141	N	52,126	M	134,065	81,939	5/25/2011	6/21/2011	TBD	SATO & ASSOCIATES	S	UPCOUNTRY MAUI WATERSHED, WAIAKOA LATERAL	Review/comment submittals	Y
AGR141	N	0	M	2,439	2,439	5/25/2011	6/21/2011	TBD	SATO & ASSOCIATES	S	UPCOUNTRY MAUI WATERSHED, WAIAKOA LATERAL	Review/comment submittals	Y
AGR141	N	0	M	93,814	93,814	5/25/2011	6/21/2011	TBD	SATO & ASSOCIATES	S	UPCOUNTRY MAUI WATERSHED, WAIAKOA LATERAL	Review/comment submittals	Y
AGR141	N	0	M	644,000	644,000	6/13/2011	TBD	TBD	RMY CONSTRUCTION	G	UPCOUNTRY MAUI WATERSHED PROJECT, DISTRIBUTION PIPELINE PHASE 7, MAUI,	Conduct Periodic Inspections	Y
AGR141	N	0	M	427,750	427,750	PROJECT	CANCELLED		KEAUHOU KONA CONSTRUCTION	G	LOWER HAMAKUA DITCH WATERSHED PROJECT, LOWER KALOPA LATERAL PAAUILO,HI	Conduct Periodic Inspections	Y
AGR141	N	112,989	M	173,727	60,738	9/22/2011	10/25/2011	TBD	TNWRE, INC.	S	UPCOUNTRY MAUI WATERSHED, WAIQHULI & KAONOULU LATERALS	Review/comment submittals	Y
AGR141	N	0	M	825,000	825,000	4/25/2013	10/1/2013	5/1/2015	SEA ENGINEERING,	G	REPAIRS TO LOWER HAMAKUA DITCH, FLUME 16 TO PA'AUILO RESERVOIR, JOB NO DOAH14, HAMAKUA, HAWAII	Review/comment submittals	Y
AGR161	B	24,188	Qtrly	84,923	60,735	5/24/2013	5/24/2013	1/31/2014	UNIVERSITY OF HAWAII	S	PROMOTING HAWAII AGROSECURITY THROUGH RESEARCH & EDUCATION	Quarterly rpts	Y
AGR161	B	110,861	Qtrly	250,000	139,139	1/31/2012	2/1/2012	1/31/2013	UNIVERSITY OF HAWAII	S	CTAHR'S UNIFIED FOOD SAFETY COACHING, RESEARCH & EDUCATION PROGRAM	Quarterly rpts	Y

Department of Agriculture
Contract Costs

Table 20

Prog ID	MOF	Amount	(M/A/O)	Max Value	Outstanding Balance	Date Executed	From	To	Organization	E/L/P/C/ G/S	Description	Frequency of Monitoring	POS Y/N
AGR161	B	0	Qtrly	213,369	213,369	5/24/2013	5/24/2013	1/31/2014	UNIVERSITY OF HAWAII	S	CTAHR'S UNIFIED FOOD SAFETY COACHING, RESEARCH & EDUCATION PROGRAM	Quarterly rpts	Y
AGR161	B	120,356	Qtrly	150,000	29,644	1/31/2012	2/1/2012	1/31/2013	UNIVERSITY OF HAWAII	S	CTAHR AGRICULTURE DATABASE	Progress rpt	Y
AGR161	B	0	Qtrly	127,772	127,772	5/24/2013	5/24/2013	1/31/2014	UNIVERSITY OF HAWAII	S	CTAHR AGRICULTURE DATABASE	monthly rpt	Y
AGR161	W	95,100	Qtrly	99,878	4,778	10/25/2005	10/25/2005	12/24/2013	UNIVERSITY OF HAWAII	S	FUNDING SUPPORT FOR HAWAII TEA INDUSTRY.	monthly rpt	Y
AGR161	W	25,096	expired	36,760	11,664	11/28/2006	11/28/2006	9/29/2008	SAFETY FIRST MANAGEMENT	S	SITE SAFETY AND HEALTH OFFICER AT PACIFIC MISSILE RANGE FACILITY KEKAHA	as needed	Y
AGR161	W	20,996	expired	23,329	2,333	9/24/2009	9/30/2009	9/29/2010	WATER RESOURCE ASSOCIATES	S	PROFESSIONAL ENGINEERING SERVICES FOR CIVIL WORKS PROJECTS @ PACIFIC MISSILE RANGE FACILITY	as needed	Y
AGR161	W	0	expired	25,378	25,378	9/14/2010	9/30/2010	9/29/2011	WATER RESOURCE ASSOCIATES	S	PROFESSIONAL ENGINEERING SERVICES FOR CIVIL WORKS PROJECTS @ PACIFIC MISSILE RANGE FACILITY	as needed	Y
AGR161	W	10,284	expired	25,440	15,156	9/15/2011	9/30/2011	9/29/2012	WATER RESOURCE ASSOCIATES	S	PROFESSIONAL ENGINEERING SERVICES FOR CIVIL WORKS PROJECTS @ PACIFIC MISSILE RANGE FACILITY	as needed	Y
AGR161	W	0	expired	26,620	26,620	9/28/2012	9/30/2012	9/29/2013	WATER RESOURCE ASSOCIATES	S	PROFESSIONAL ENGINEERING SERVICES FOR CIVIL WORKS PROJECTS @ PACIFIC MISSILE RANGE FACILITY	as needed	Y
AGR161	W	0	per task	13,196	13,196	10/17/2011	12/22/2011	12/31/2013	CARDNO TEC, INC.	S	NATIONAL POLLUTANT DISCHARGE ELIMINATION SYSTEM MONITORING @ PACIFIC MISSILE RANGE FACILITY & KEKAHA	monthly/priodic	Y
AGR161	W	15,623	per task	19,456	3,834	12/13/2012	1/1/2013	12/31/2013	CARDNO TEC, INC.	S	NATIONAL POLLUTANT DISCHARGE ELIMINATION SYSTEM MONITORING @ PACIFIC MISSILE RANGE FACILITY & KEKAHA	monthly/priodic	Y
AGR161	W	11,167	per task	13,956	2,789	12/13/2012	1/1/2013	12/31/2013	CARDNO TEC, INC.	S	NATIONAL POLLUTANT DISCHARGE ELIMINATION SYSTEM MONITORING @ PACIFIC MISSILE RANGE FACILITY & KEKAHA	monthly/priodic	Y
AGR161	W	28,678	per task	50,570	21,892	6/29/2009	6/29/2009	7/10/2014	HAWTHORNE PACIFIC	S	REPAIR & RESTORE GENERATORS AT FORMER KEKAHA SUGAR MILL	as needed	Y
AGR161	W	5,848	per task	9,060	3,212	1/6/2011	1/9/2011	7/10/2014	HAWTHORNE PACIFIC	S	REPAIR & RESTORE GENERATORS AT FORMER KEKAHA SUGAR MILL	as needed	Y

Department of Agriculture
Contract Costs

Table 20

Prog ID	MOF	Amount	(M/A/O)	Max Value	Outstanding Balance	Date Executed	From	To	Organization	E/L/P/C/ G/S	Description	Frequency of Monitoring	POS Y/N
AGR161	W	0	per task	10,501	10,501	7/13/2012	7/13/2012	7/10/2014	HAWTHORNE PACIFIC	S	REPAIR & RESTORE GENERATORS AT FORMER KEKAHA SUGAR MILL	as needed	Y
AGR161	W	11,119	expired	15,228	4,109	10/15/2009	10/15/2009	9/29/2010	COMPLIANCE SOLUTION	S	SITE SAFETY & HEALTH OFFICER FOR WORK UNDER NAVY CONTRACT AT PACIFIC MISSILE RANGE FACILITY & KEKAHA	monthly rpt	Y
AGR161	W	4,912	expired	6,528	1,616	9/24/2010	9/30/2010	9/29/2011	COMPLIANCE SOLUTION	S	SITE SAFETY & HEALTH OFFICER FOR WORK UNDER NAVY CONTRACT AT PACIFIC MISSILE RANGE FACILITY & KEKAHA	monthly rpt	Y
AGR161	W	5,312	expired	6,192	880	11/15/2010	11/15/2010	9/29/2011	COMPLIANCE SOLUTION	S	SITE SAFETY & HEALTH OFFICER FOR WORK UNDER NAVY CONTRACT AT PACIFIC MISSILE RANGE FACILITY & KEKAHA	monthly rpt	Y
AGR161	W	0	expired	400	400	3/10/2011	3/10/2011	9/29/2011	COMPLIANCE SOLUTION	S	SITE SAFETY & HEALTH OFFICER FOR WORK UNDER NAVY CONTRACT AT PACIFIC MISSILE RANGE FACILITY & KEKAHA	monthly rpt	Y
AGR161	W	6,516	expired	6,888	372	9/15/2011	9/30/2011	9/29/2012	COMPLIANCE SOLUTION	S	SITE SAFETY & HEALTH OFFICER FOR WORK UNDER NAVY CONTRACT AT PACIFIC MISSILE RANGE FACILITY & KEKAHA	monthly rpt	Y
AGR161	W	14,400	Qtrly	40,000	25,600	12/31/2012	1/1/2013	12/31/2014	USDA, AGRICULTURAL RESEARCH SERVICE	S	TEST MARKETING OF NEW FRECKLE FREE AND VIRUS RESISTANT SOLO PAPAYA	Quarterly rpts	Y
AGR161	W	10,851	M	56,061	45,210	8/30/2013	8/30/2013	2/15/2014	DISTRICT PARKING SERVICE	S	SECURITY OFFICER SVCS IN WAHIAWA, OAHU AT THE BOTT WELL PUMP	Quarterly rpts	Y
AGR161	W	26,107	per task	79,550	53,443	4/24/2013	5/10/2013	5/9/2014	ENVIROSERVICES & TRAINING CENTER LLC	S	ENVIRONMENTAL CONSULTING SVCS- EMERGENCY GENERATOR INSTALLATION PROJECT IN KEKAHA, KAUAI ADC-13-001 2 OPT TO EXTEND THE TIME OF PERFORMANCE	Quarterly rpts	Y
AGR161	W	6,800	M	27,200	20,400	6/5/2013	7/12/2013	7/11/2014	LEE, SAMUEL S.	S	KAUAI PROPERTY MANAGER FOR ADC	monthly rpt	Y
AGR161	W	3,400	M	13,600	10,200	6/5/2013	7/12/2013	7/11/2014	LEE, SAMUEL S.	S	KAUAI PROPERTY MANAGER FOR ADC	monthly rpt	Y
AGR161	W	173,114	per task	606,400	433,286	6/28/2013	7/19/2013	9/17/2013	BODELL CONSTRUCTION COMPANY	G	INDUSTRIAL DIESEL ENGINE, BOTT WELL PUMP STATEION, WAHIAWA, OAHU, HI IFB-13-400-10	Quarterly rpts	Y
AGR161	W	0	per task	15,198	15,198	9/16/2013	9/16/2013	10/1/2013	BODELL CONSTRUCTION COMPANY	G	INDUSTRIAL DIESEL ENGINE, BOTT WELL PUMP STATEION, WAHIAWA, OAHU, HI IFB-13-400-10	Quarterly rpts	Y

Department of Agriculture
Contract Costs

Table 20

Prog ID	MOF	Amount	(M/A/O)	Max Value	Outstanding Balance	Date Executed	From	To	Organization	E/L/P/C/ G/S	Description	Frequency of Monitoring	POS Y/N
AGR161	W	12,360	per task	64,248	51,888	9/17/2013	9/30/2013	9/29/2014	CARDNO TEC, INC.	S	QUALITY CONTROL MANAGEMENT SVCS FOR OPERATION & MAINTENANCE WORK OF DRAINAGE CANALS & PUMPS AT PACIFIC MISSILE RANGE FACILITY & KEKAHA-	monthly rpt	Y
AGR161	W	675	M	9,915	9,240	9/26/2013	9/30/2013	9/29/2014	COMPLIANCE SOLUTION LLC	S	SITE SAFETY & HEALTH OFFICER FOR OPERATION & MAINTENANCE WORK UNDER NAVY CONTRACT AT PACIFIC MISSILE RANGE FACILITY, KEKAHA, KAUAI, HI,	monthly rpt	Y
AGR161	W	0	M	339,040	339,040	9/26/2013	10/1/2013	9/29/2014	LORD'S ELECTRIC	S	OPERATION & MAINTENANCE OF DRAINAGE CANALS & PUMPS AT PACIFIC MISSILE RANGE FACILITY, KEKAHA, KAUAI, HAWAII	monthly rpt	Y
AGR171	A	10,987	O	12,000	1,013	1/15/2012	1/15/2014	1/15/2014	HAWAII EXPORT NURSERY ASSOCIATION	S	2012 NEW MARKET DEVELOPMENT & INDUSTRY PROMOTION PROJECT	Quarterly Progress Reports	Y
AGR171	A	0	O	15,000	15,000	2/1/2012	2/1/2012	8/1/2013	HAWAII ASSOCIATION OF INDEPENDENT SCHOOLS	S	GROW HAWAII OTP TO EXTEND PERIOD OF TIME 6 MOS.	Quarterly Progress Reports	Y
AGR171	A	8,000	O	10,000	2,000	3/15/2013	3/15/2013	9/15/2014	HAWAII FOREST INDUSTRY ASSOCIATION	S	GIVE BAKC TO THE FOREST-CHRISTMAS TREE DEMONSTRATION PROJECT	Quarterly Progress Reports	Y
AGR171	A	8,000	O	10,000	2,000	3/15/2013	3/15/2013	3/15/2014	HAWAII EXPORT NURSERY ASSOCIATION	S	STRATEGIC NEW PRODUCT PROMOTION & MARKETING PROGRAM RFP13-01-MDB	Quarterly Progress Reports	Y
AGR171	A	8,000	O	10,000	2,000	3/15/2013	3/15/2013	6/15/2014	HAWAII FOOD MANUFACTURERS ASSOCIATION	S	HFMA PRESENTS 'TASTE' RFP-13-01-MDB MAY EXTEND PERIOD OF TIME 3MSO.	Quarterly Progress Reports	Y
AGR171	A	20,000	O	25,000	5,000	3/15/2013	3/15/2013	3/25/2014	HAWAII FARM BUREAU FEDERATION	S	2013 HAWAII STATE FARM FAIR RFP-13-01-MDB MAY EXTEND PERIOD OF TIME 3MOS	Quarterly Progress Reports	Y
AGR171	A	8,000	O	10,000	2,000	3/15/2013	3/15/2013	3/15/2014	KOHALA CENTER INC., THE	S	MARKET PLAN DEVELOPMENT & BRANDING OF LOCALLY GROWN PRODUCTS FOR THE HAMAKUA NORTH HILO AGRICULTURAL COOPERATIVE RFP-13-01-MDB MAY EXTEND	Quarterly Progress Reports	Y
AGR171	A	8,000	O	10,000	2,000	3/15/2013	3/15/2013	4/15/2014	HAWAII ASSOCIATION OF INDEPENDENT SCHOOLS	S	GROW HAWAII MAY EXTEND PERIOD OF TIME 3 MOS.	Quarterly Progress Reports	Y

Department of Agriculture
Contract Costs

Table 20

Prog ID	MOF	Amount	(M/A/O)	Max Value	Outstanding Balance	Date Executed	From	To	Organization	E/L/P/C/ G/S	Description	Frequency of Monitoring	POS Y/N
AGR171	A	8,000	O	15,000	7,000	3/15/2013	3/15/2013	3/15/2014	HAWAII FOOD INDUSTRY ASSOCIATION	S	MADE IN HAWAII FESTIVAL SPONSORSHIP & PRODUCT PROMOTION PROGRAM	Quarterly Progress Reports	Y
AGR171	A	8,000	O	10,000	2,000	3/15/2013	3/15/2013	3/15/2014	LANDSCAPE INDUSTRY COUNCIL OF HAWAII FOUNDATION	S	"BUY NATIVE PLANTS, IT MATTERS" POSTER, RFP-13-01-MDB	Quarterly Progress Reports	Y
AGR171	N	10,014	O	10,015	1	4/14/2010	4/14/2010	4/14/2012	MAUI FLOWER GROWERS ASSOCIATION	S	ENHANCEMENT OF THE TROPICAL FLOWERS & FOLIAGES INDUSTRIES IN MAUI COUNTY THROUGH THE DEVELOPMENT OF AN ON-ISLAND INVENTORY & DISTRIBUTION SYSTEM.	Quarterly Progress Reports	Y
AGR171	N	39,340	O	49,850	10,510	3/15/2011	3/15/2011	9/11/2013	KOKUA HAWAII FOUNDATION	S	BUY LOCAL EDUCATIONAL CAMPAIGN FOR HAWAII SCHOOLS, PARTII RFP10-03-ADD	Quarterly Progress Reports	Y
AGR171	N	40,000	O	50,000	10,000	3/15/2011	3/11/2011	3/11/2012	HAWAII COFFEE ASSOCIATION	S	INTERNATIONAL ROAD SHOW MAY BE EXTENDED PERIOD OF TIME 3 MOS.	Quarterly Progress Reports	Y
AGR171	N	36,000	O	45,000	9,000	5/31/2011	5/31/2011	5/31/2013	HAWAII FARM BUREAU	S	MAUI COUNTY HAWAII FARM BUREAU FEDERATION 24MOS. MARKETING CAMPAIGN FOR ENHANCED COMPETITIVENESS OF MAUI'S AG PRODUCTS	Quarterly Progress Reports	Y
AGR171	N	23,124	O	31,000	7,876	1/1/2012	1/1/2012	1/1/2014	MAUI FLOWER GROWERS ASSOCIATION	S	24-MONTH MARKETING CAMPAIGN FOR ENHANCED COMPETITIVENESS OF HAWAII'S CUT FLOWER INDUSTRY	Quarterly Progress Reports	Y
AGR171	N	38,800	O	48,500	9,700	1/15/2012	1/15/2012	1/15/2014	HAWAII EXPORT NURSERY ASSOCIATION	S	NEW DRACAENA VARIETIES FOR THE HAWAII EXPORT FOLIAGE INDUSTRY, MAY EXTEN	Quarterly Progress Reports	Y
AGR171	N	44,000	O	55,000	11,000	1/15/2012	1/15/2012	1/15/2014	SHE GROWS FOOD,	S	HAWAII FOOD HUB, A WEB DATABASE RESOURCE	Quarterly Progress Reports	Y
AGR171	N	34,656	O	43,320	8,664	1/31/2012	1/31/2012	1/31/2013	HAWAII TROPICAL FRUIT GROWERS	S	BUILDING NEW MARKETS FOR HAWAII'S ULTRA EXOTIC ETHNIC TROPICAL FRUITS	Quarterly Progress Reports	Y
AGR171	N	38,960	O	48,700	9,740	1/31/2012	1/31/2012	5/31/2012	HAWAII CHOCOLATE ASSOCIATION	S	2ND ANNUAL HAWAII CHOCOLATE FESTIVAL OPT TO EXTEND PERIOD OF TIME 3MOS.	Quarterly Progress Reports	Y
AGR171	N	20,000	O	25,000	5,000	2/1/2013	2/1/2013	5/1/2014	UNIVERSITY OF HAWAII	S	REVEALING THE HIDDEN BENEFITS OF HI GROWN AVOCADO THROUGH NUTRITION EDUCATION	Quarterly Progress Reports	Y

Department of Agriculture
Contract Costs

Table 20

Prog ID	MOF	Amount	(M/A/O)	Max Value	Outstanding Balance	Date Executed	From	To	Organization	E/L/P/C/ G/S	Description	Frequency of Monitoring	POS Y/N
AGR171	N	8,000	O	20,000	12,000	2/1/2013	2/1/2013	2/1/2015	UNIVERSITY OF HAWAII	S	FROM CHEMISTRY TO CONSUMPTION:EXPLOITING THE UNIQUE CONSTITUENCY OF HOT PEPPERS (CAPSICUM SPP) TO DEVELOP A NOVEL PACIFIC ISLAND CROP.	Quarterly Progress Reports	Y
AGR171	N	0	O	24,938	24,938	2/1/2013	2/1/2013	6/1/2013	HAWAII CHOCOLATE ASSOCIATION	S	HAWAII-GROWN CACAO MONTH INCLUDING THE 3RD ANNUAL HAWAII CHOCOLATE FESTIVAL RFP-12-03-ADD MAY EXTEND PERIOD OF TIME 3 MOS.	Quarterly Progress Reports	Y
AGR171	N	28,912	O	36,140	7,228	2/1/2013	2/1/2013	2/1/2014	KOHALA CENTER INC., THE	S	HAWAII ORGANIC PROGRAM OFFICE RESEARCH AND DEVELOPMENT	Quarterly Progress Reports	Y
AGR171	N	18,489	O	46,222	27,733	2/1/2013	2/1/2013	1/1/2014	HAWAII HOMEGROWN FOOD NETWORK	S	BREADFRUIT-FROM TREE TO CONSUMER: INFORMATION GUIDES, VIDEO, AND WORKSHO	Quarterly Progress Reports	Y
AGR171	N	39,920	O	49,900	9,980	2/1/2013	2/1/2013	2/1/2014	MILILANI AGRICULTURAL PARK, LLC	S	ESTABLISHING A BREADFRUIT (ULU) INCUBATOR.	Quarterly Progress Reports	Y
AGR171	N	20,000	O	50,000	30,000	2/1/2013	2/1/2013	2/1/2015	TEA CHEST, THE	S	A NEW STRATEGIC PLAN FOR HAWAII TEA - STEP ONE, THE PROPAGATION INITIATIVE	Quarterly Progress Reports	Y
AGR171	N	18,240	O	22,800	4,560	2/1/2013	2/1/2013	2/1/2014	BIG ISLAND BEEKEEPERS ASSOCIATION	S	HAWAIIAN NATURAL HONEY CHALLENGE EXPANSION & DEVELOPMENT	Quarterly Progress Reports	Y
AGR171	N	12,800	O	16,000	3,200	3/15/2013	3/15/2013	10/31/2013	SPECIAL EVENTS HAWAII, INC	S	PROMOTE SPECIALTY CROP PRODUCTS AT STATEWIDE CONSUMER RETAIL EVENTS	Quarterly Progress Reports	Y
AGR171	N	28,000	O	70,000	42,000	6/15/2013	6/15/2013	6/15/2015	AMES INTERNATIONAL	S	INTRODUCTION OF CASHEWS AS A NEW CROP FOR HAWAII, RFP-13-03-ADD	Quarterly Progress Reports	Y
AGR192	R	44,000		250,000	206,000				SUSTAIN HAWAII		HAWAII FOOD SECURITY METRICS SYSTEM, RFP 13-02-ADM		Y
AGR846	W	105,716	O	250,000	144,284	8/1/2008	8/1/2008	7/31/2010	ENVIROSERVICES & TRAINING CENTER LLC	S	PROVIDING DISPOSAL SERVICES FOR UNWANTED PESTICIDES FROM AGRICULTURAL, STRUCTURAL, LAND CAPE & OTHER COMMERCIAL PESTICIDES USERS	Summary Report at Conclusion	Y
AGR846	W	59,200	O	74,000	14,800	12/15/2010	12/15/2010	9/28/2013	UNIVERSITY OF HAWAII	S	PROVIDE SIENTIFIC RESEARCH & FIELD SUPPORT SERVICE FOR LEAF SPOTTING & IT'S AFFECT ON TEA LEAF	Semi-Annual Reports	Y

Department of Agriculture
Contract Costs

Table 20

<u>Prog ID</u>	<u>MOF</u>	<u>Amount</u>	<u>(M/A/O)</u>	<u>Max Value</u>	<u>Outstanding Balance</u>	<u>Date Executed</u>	<u>From</u>	<u>To</u>	<u>Organization</u>	<u>E/L/P/C/ G/S</u>	<u>Description</u>	<u>Frequency of Monitoring</u>	<u>POS Y/N</u>
AGR846	W	211,852	O	317,778	105,926	7/15/2011	7/15/2011	7/14/2014	USDA, AGRICULTURAL SERVICE	S	COFFEE BERRY BORER	Annual Reports	Y
AGR846	W	185,185	O	277,778	92,593	12/15/2011	12/15/2011	12/14/2014	USDA, AGRICULTURAL SERVICE	S	RHINOCEROS BEETLE	Annual Reports	Y

Department of Agriculture
Capital Improvements Program Requests

Table 21

<u>Prog ID</u>	<u>Prog ID</u> <u>Priority</u>	<u>Dept- Wide</u> <u>Priority</u>	<u>Project Title</u>	<u>MOF</u>	<u>FY14 \$\$\$</u>	<u>FY15 \$\$\$</u>
AGR141	1	3	Molokai Irrigation System Improvements, Molokai	C		\$ 4,500,000
AGR141	2	4	Kahuku Agricultural Park Miscellaneous Improvements, Oahu	C		\$ 250,000
AGR141	3	5	Lower Hamakua Ditch Watershed Project, Hawaii	C		\$ 500,000
AGR141	4	1	Waimea Homestead Community Agricultural Park, Hawaii	C		\$ 3,500,000
AGR161	1	2	Agricultural Lands, Oahu	C		\$ 40,000,000
						\$ 48,750,000

Department of Agriculture
Capital Improvements Program Lapses

Table 22

<u>Prog ID</u>	<u>Act/Year of Appropriation</u>	<u>Project Title</u>	<u>MOF</u>	<u>Amount \$\$\$\$</u>	<u>Reason</u>
AGR 141	177/02	Kekaha Drainage & Irrigation System, Kauai	C	3,000,000	Will not be able to utilize funds before scheduled lapse date
AGR 141	91/99	Drainage Improvements, Waimanalo Irrigation System, Oahu	C	162,000	Will not be able to utilize funds before scheduled lapse date
AGR 141	91/99	Drainage Improvements, Waimanalo Irrigation System, Oahu	C	64,000	Will not be able to utilize funds before scheduled lapse date
AGR 141	281/00	Drainage Improvements, Waimanalo Irrigation System, Oahu	C	27,000	Will not be able to utilize funds before scheduled lapse date
AGR 141	162/09	Molokai Irrigation System Improvements, Molokai	C	496,000	Will not be able to utilize funds before scheduled lapse date
AGR 141	164/12	Molokai Irrigation System Improvements, Molokai	C	1,149,000	Will not be able to utilize funds before scheduled lapse date

Department of Agriculture
Division Resources

Table 23

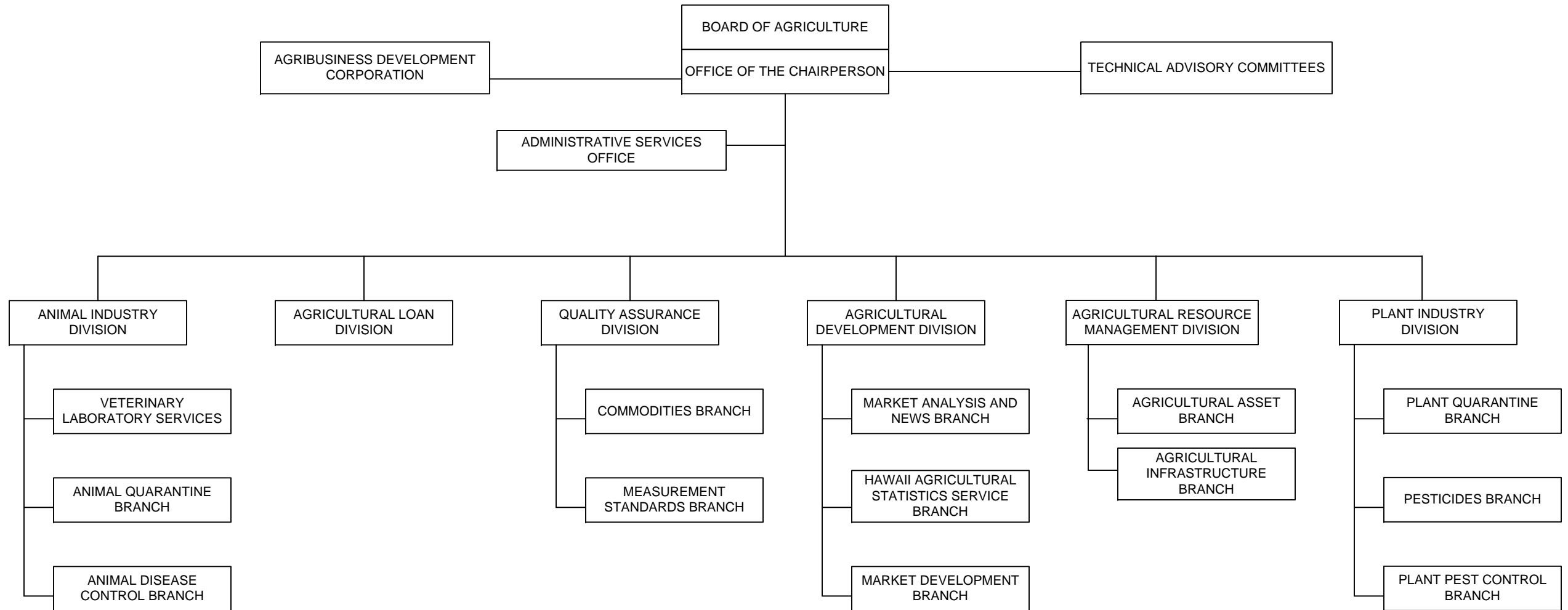
<u>Division</u>	<u>Associated Program IDs</u>						
Agricultural Loan Division		AGR 101					
Plant Industry Division		AGR 122	AGR 846				
Animal Industry Division		AGR 131	AGR 132	AGR 153			
Agricultural Resource Management Division		AGR 141					
Quality and Price Assurance Division		AGR 151	AGR 812				
Agricultural Development Division		AGR 171					
General Administration for Agriculture		AGR 192	AGR 161				

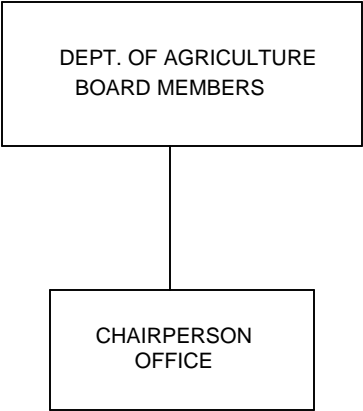
Department of Agriculture
Organizational Charts

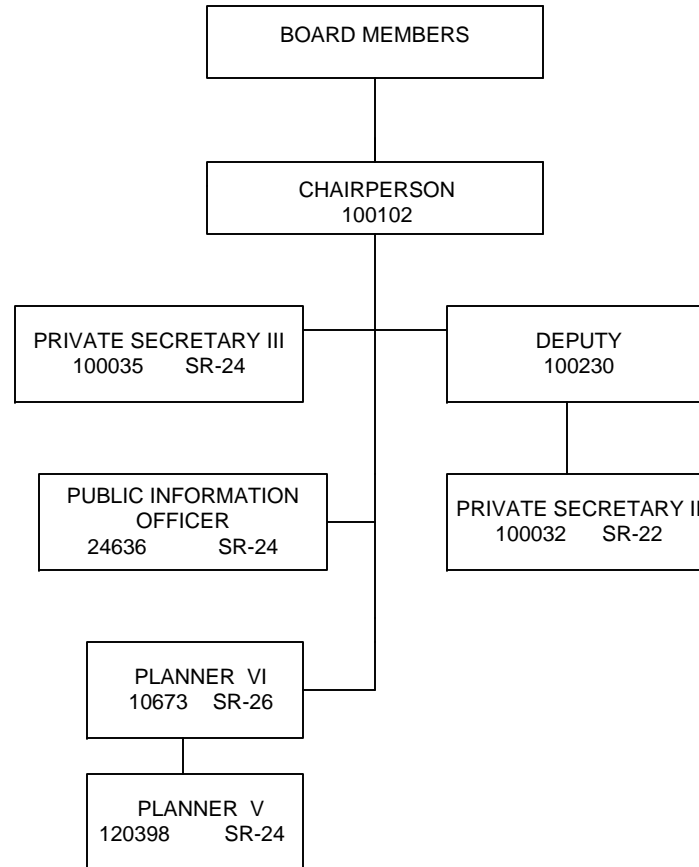
Table 24

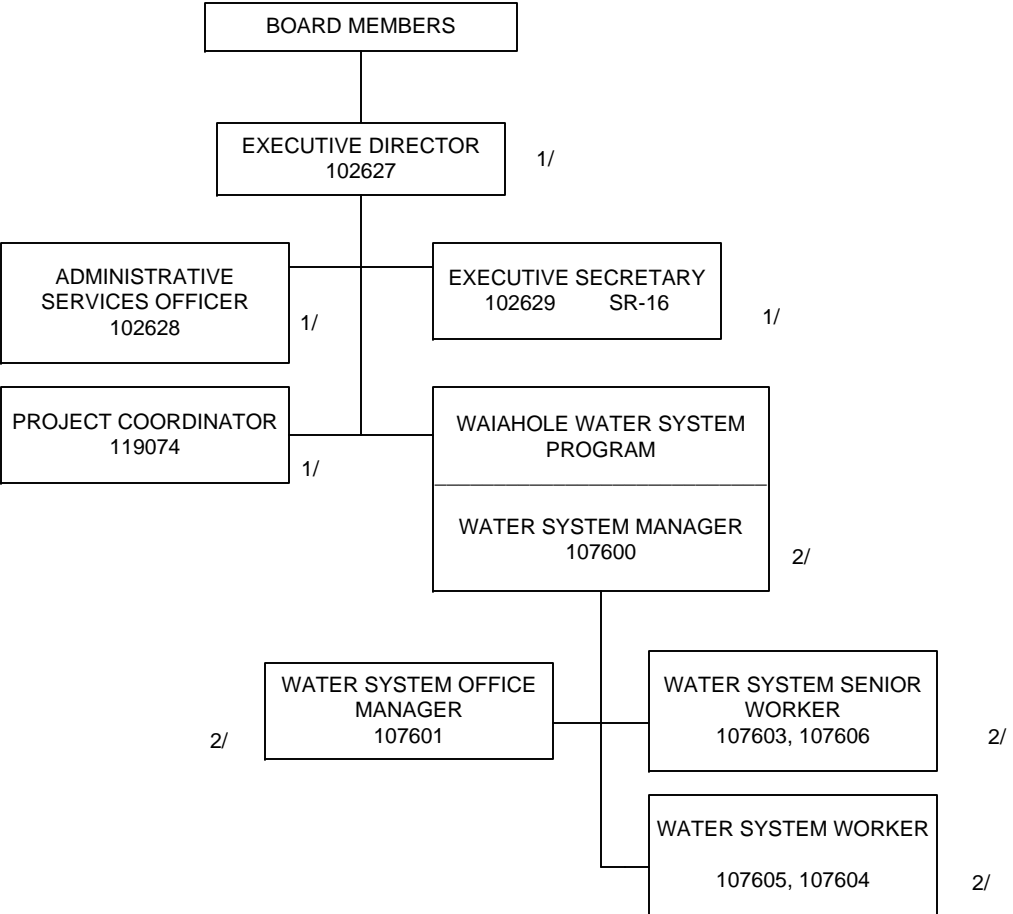
<u>Year of Change</u> <u>FY14/FY15</u>	<u>Page</u> <u>Number</u>	<u>Description of Change</u>
FY 14	16	Position no. 27813 Plant Quarantine Inspector II, abolished per Act 134, SLH 2013
	16	Position no. 118140 Plant Quarantine Inspector III, abolished per Act 134, SLH 2013
	16	Position no. 46432 Plant Quarantine Inspector IV, abolished per Act 134, SLH 2013
	16	Position no. 46836 Plant Quarantine Inspector II, abolished per Act 134, SLH 2013
	16	Position no. 46837 Plant Quarantine Inspector II, abolished per Act 134, SLH 2013
	16	Position no. 46838 Plant Quarantine Inspector II, abolished per Act 134, SLH 2013
	16	Position no. 47966 Plant Quarantine Inspector I, abolished per Act 134, SLH 2013
	16	Position no. 110013 Plant Quarantine Inspector III, abolished per Act 134, SLH 2013
	16	Position no. 117739 Plant Quarantine Inspector III, abolished per Act 134, SLH 2013
	16	Position no. 117740 Plant Quarantine Inspector III, abolished per Act 134, SLH 2013
	17	Position no. 2861 Plant Quarantine Inspector II, abolished per Act 134, SLH 2013
	17	Position no. 118151 Plant Quarantine Inspector III, abolished per Act 134, SLH 2013
	17	Position no. 36654 Plant Quarantine Inspector III, abolished per Act 134, SLH 2013
	17	Position no. 118163 Plant Quarantine Inspector III, abolished per Act 134, SLH 2013
	17	Position no. 117741 Plant Quarantine Inspector III, abolished per Act 134, SLH 2013
	17	Position no. 117742 Plant Quarantine Inspector III, abolished per Act 134, SLH 2013
	17	Position no. 117743 Plant Quarantine Inspector II, abolished per Act 134, SLH 2013
	17	Position no. 117744 Plant Quarantine Inspector III, abolished per Act 134, SLH 2013
	17	Position no. 117745 Plant Quarantine Inspector III, abolished per Act 134, SLH 2013
	17	Position no. 117746 Plant Quarantine Inspector III, abolished per Act 134, SLH 2013

STATE OF HAWAII
DEPARTMENT OF AGRICULTURE
2013 ORGANIZATION CHART
(as of July 1, 2013)

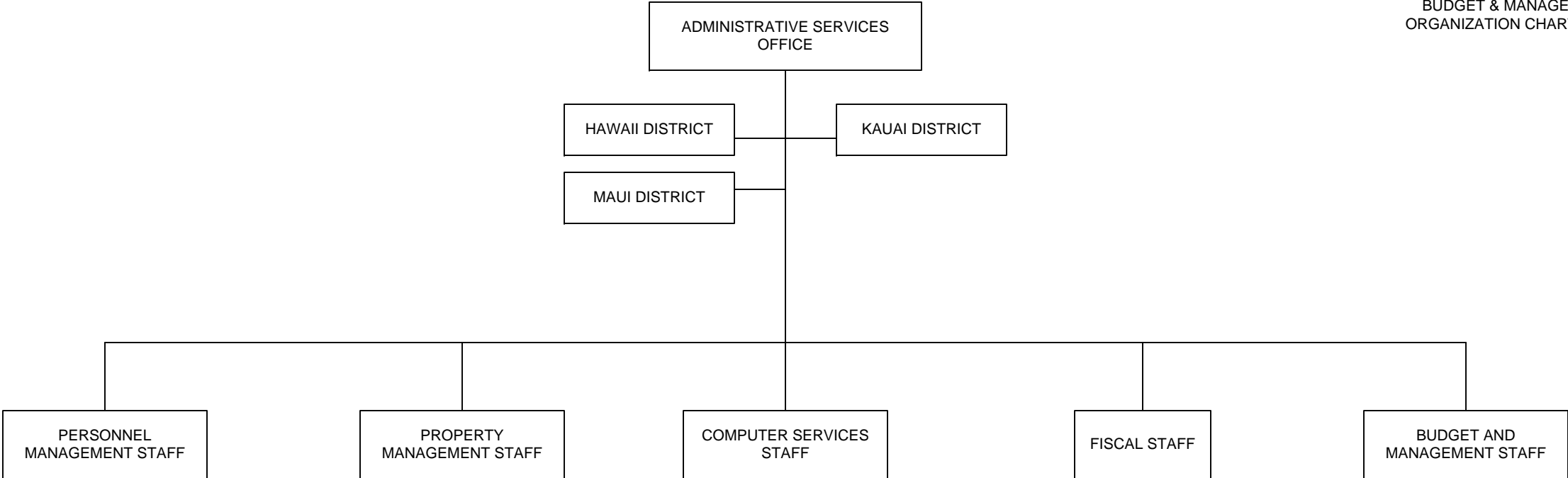


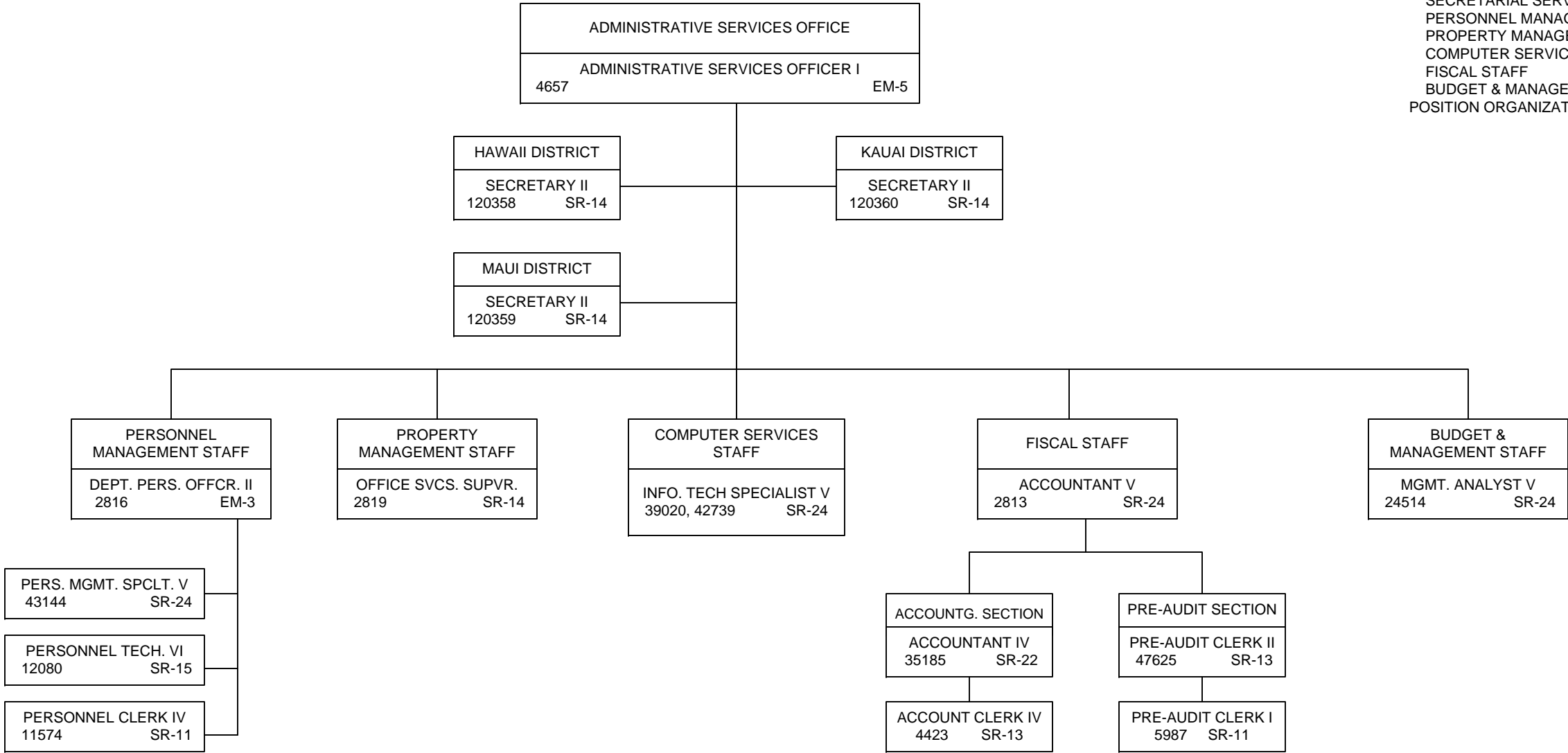


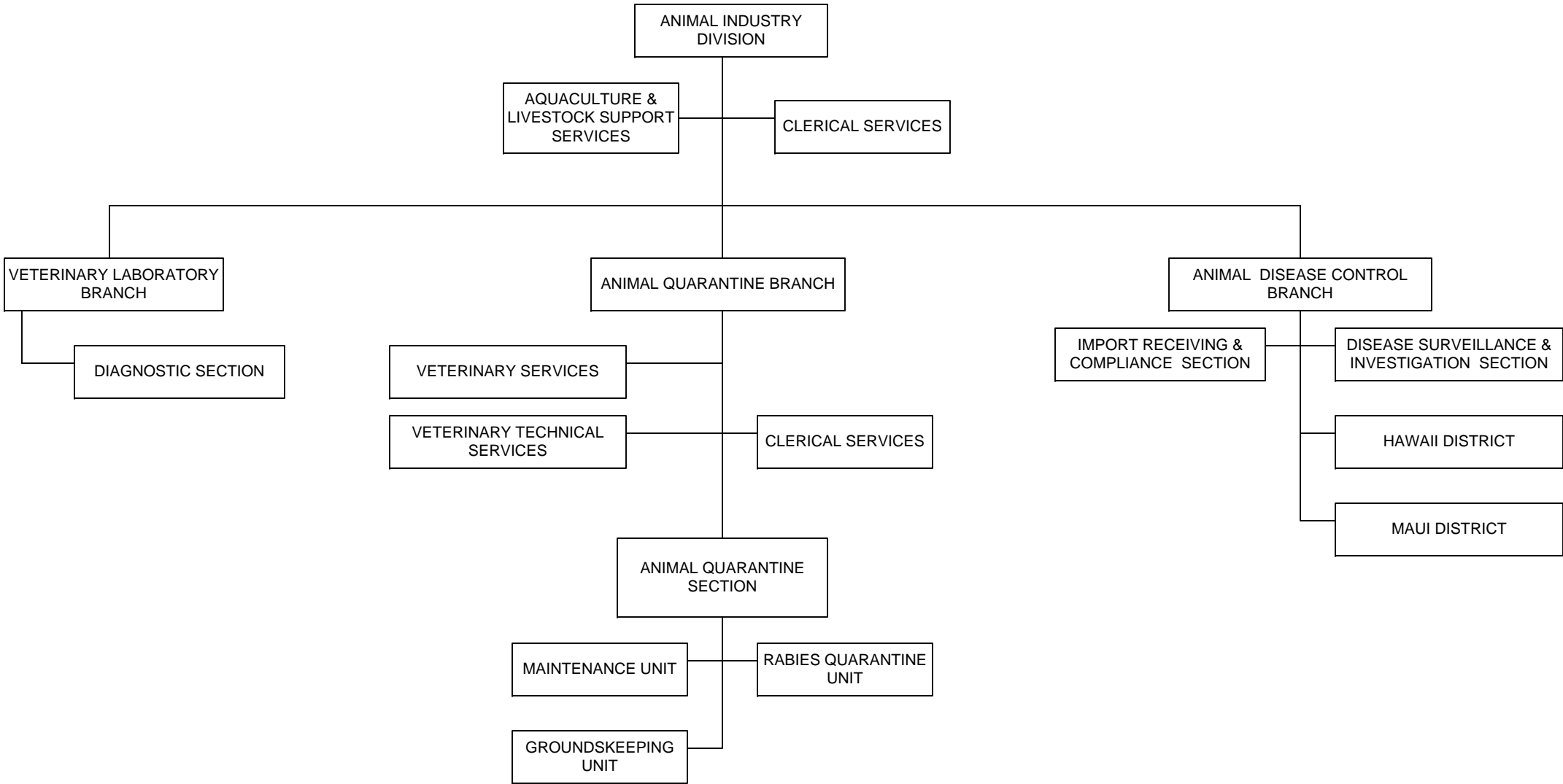


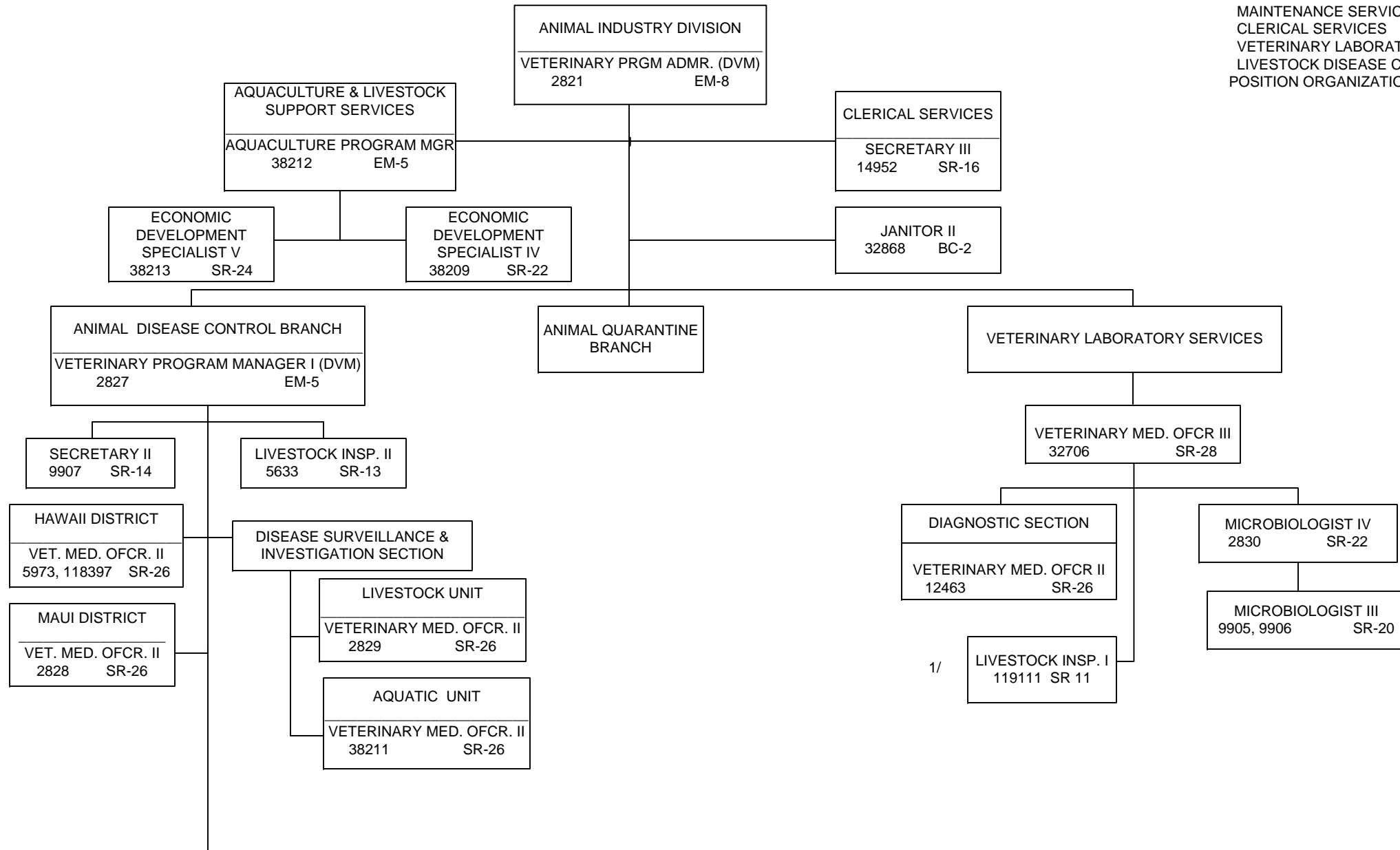


1/ Temporary exempt positions (NTE 6/30/14)
 2/ Temporary exempt positions (NTE 6/30/14)





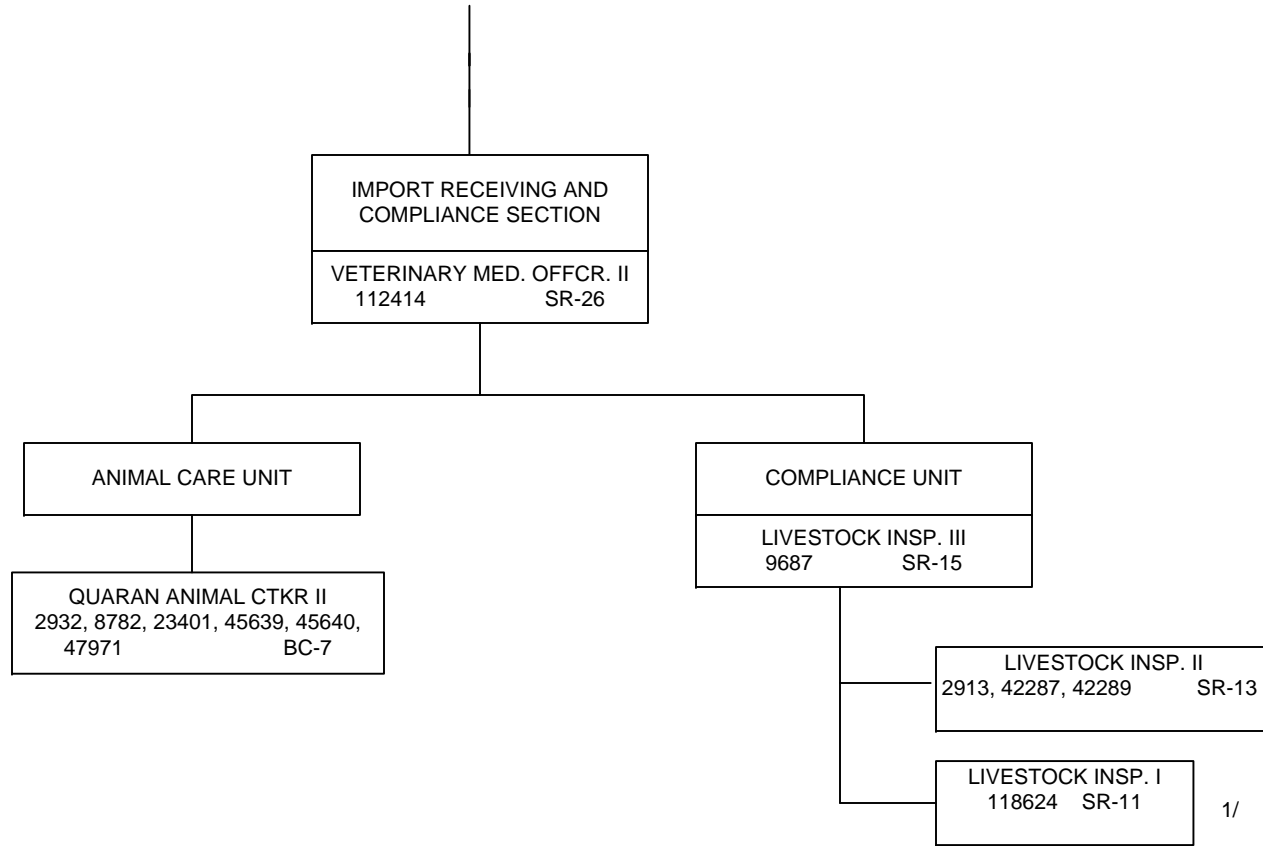




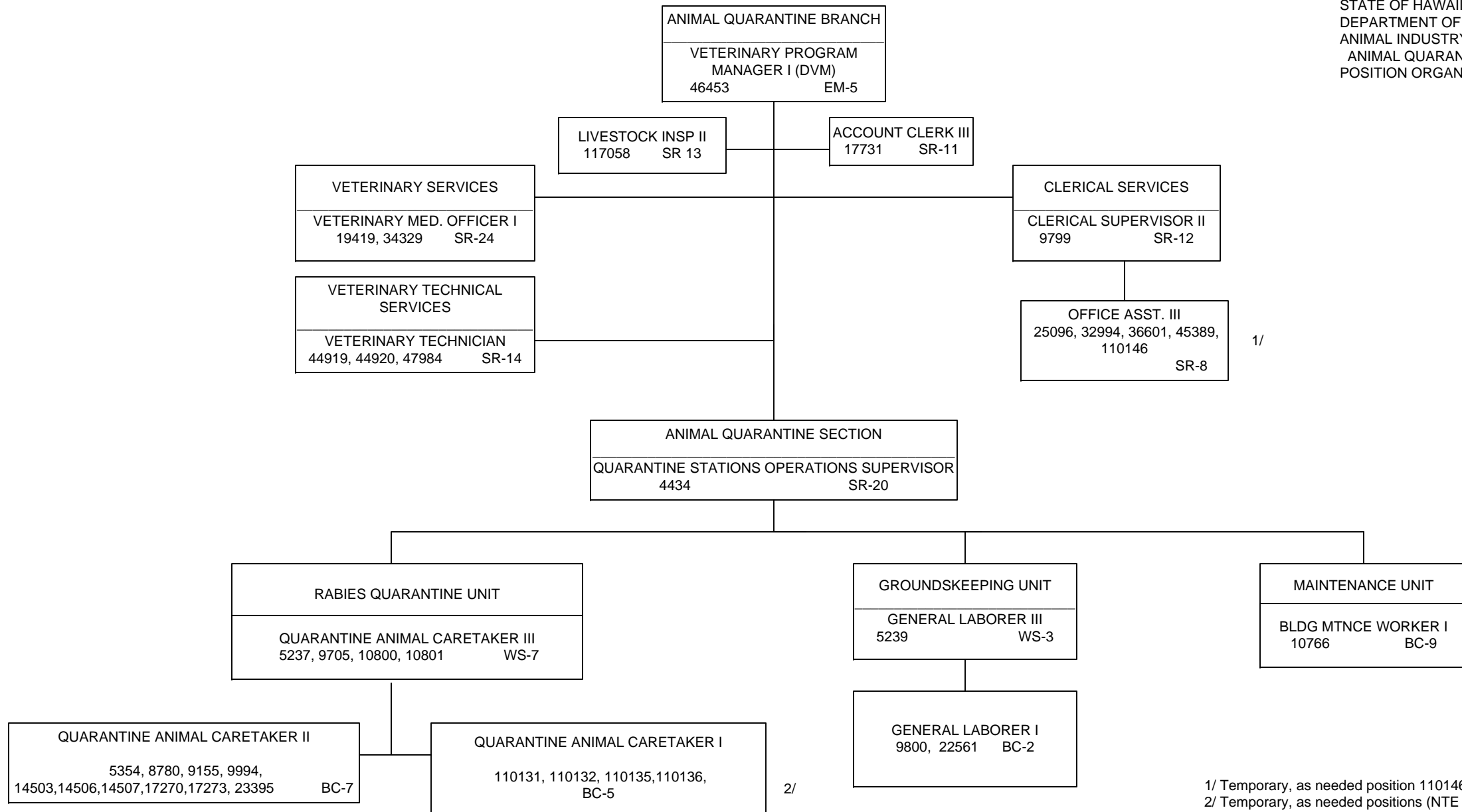
(CONTINUED ON NEXT PAGE)

1/ Temporary position, NTE 6/30/14

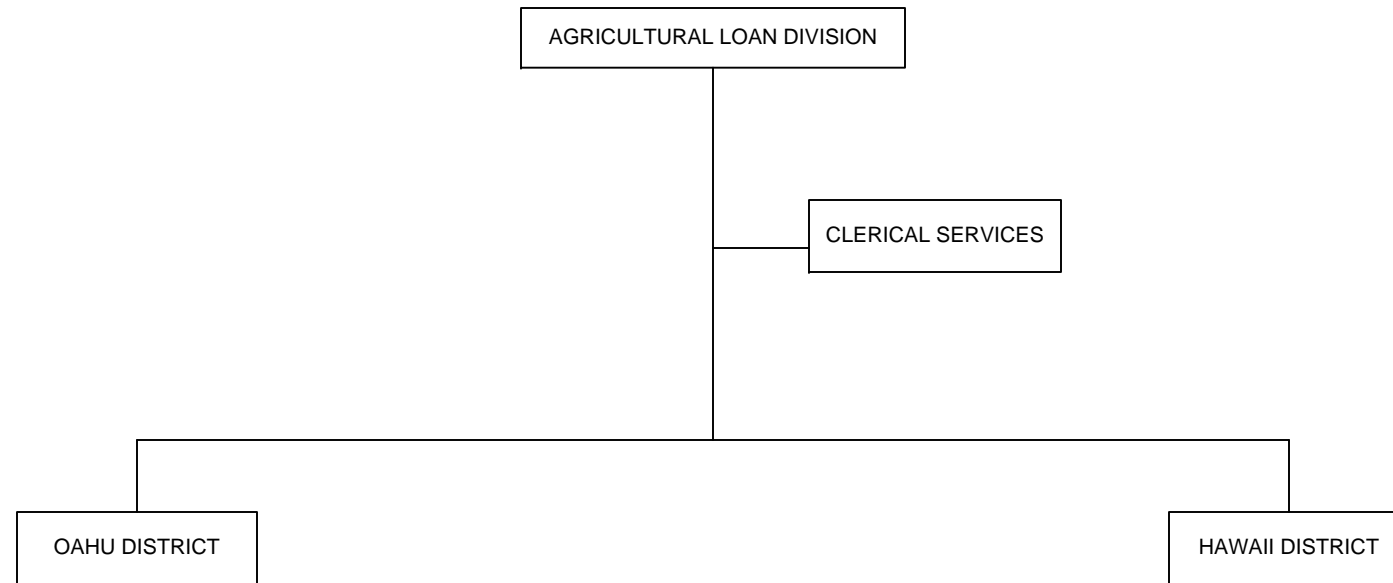
(CONTINUED FROM PREVIOUS PAGE)

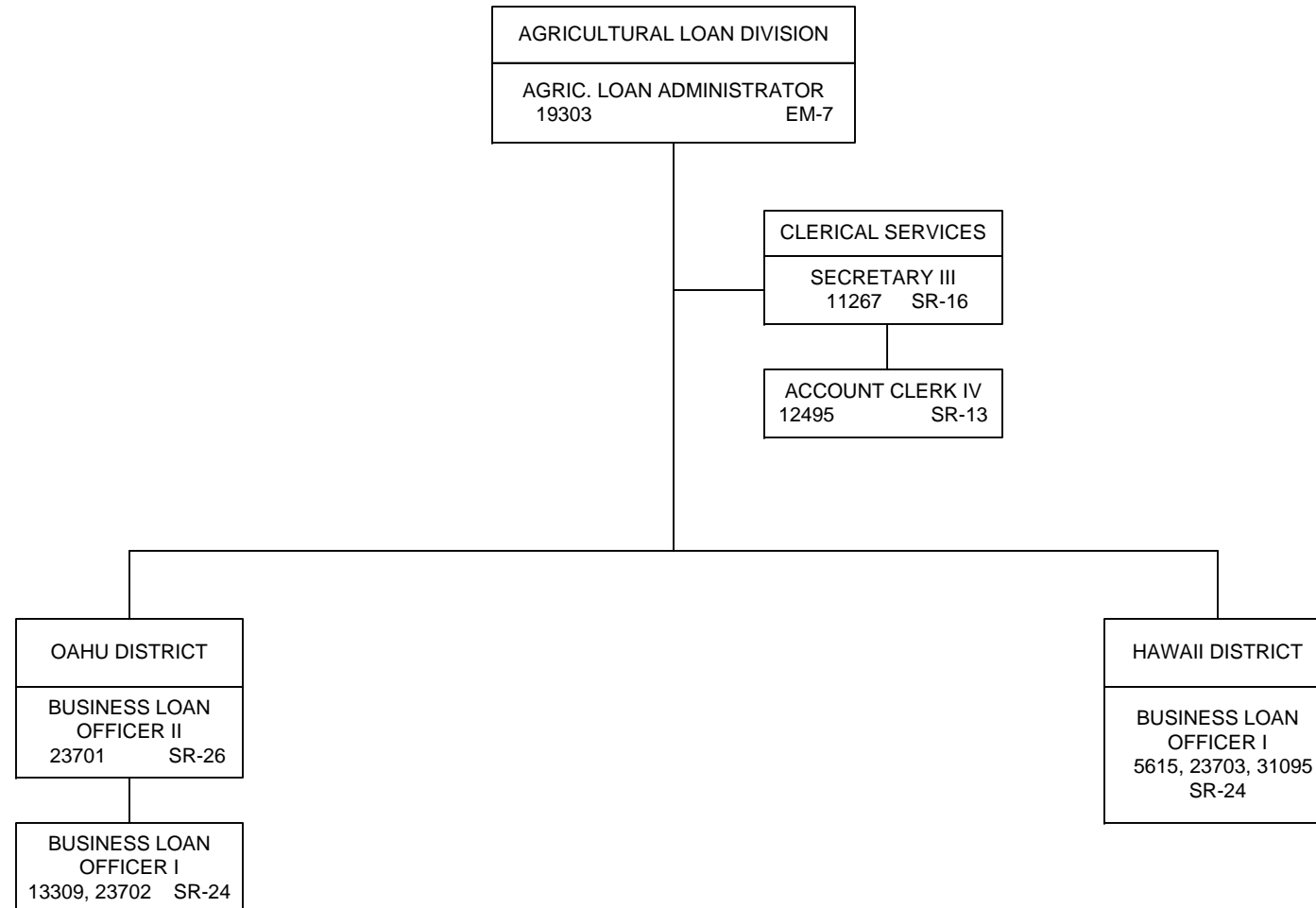


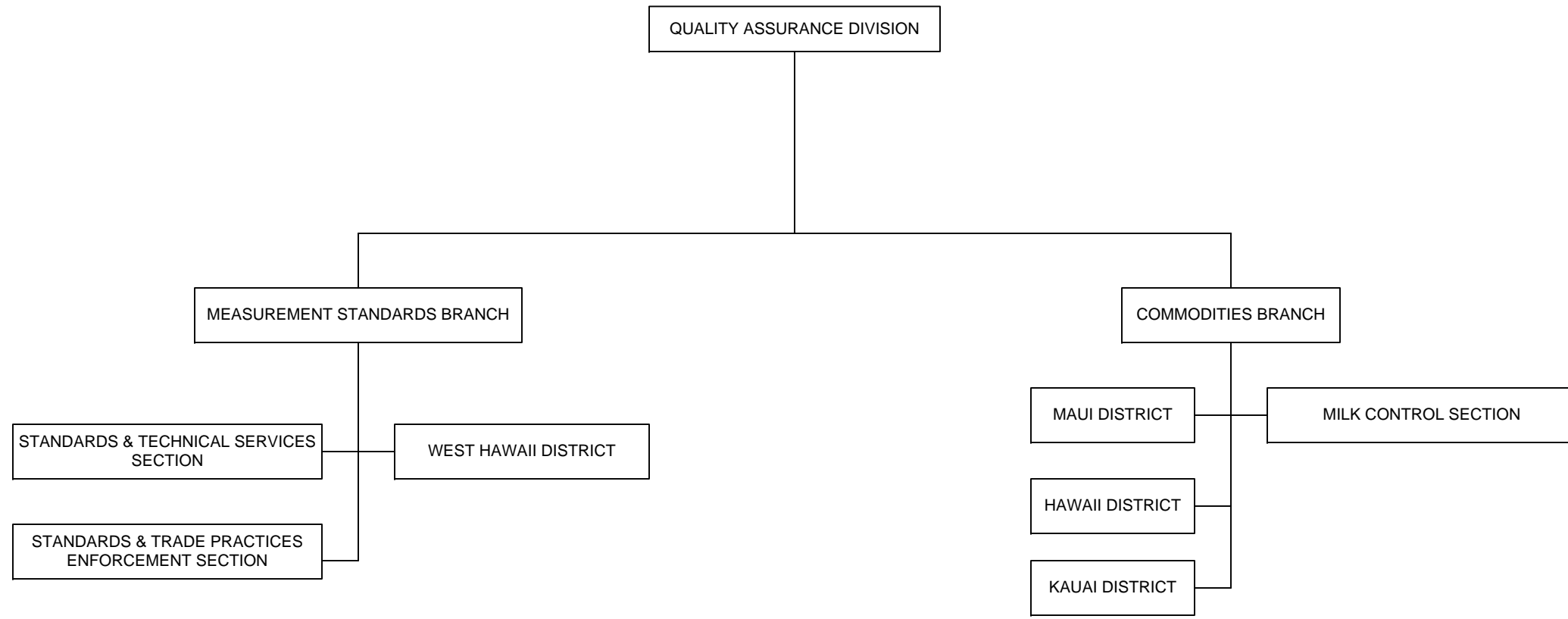
1/ Temporary positions 2932, 8782, 23401, 45639, 45640, 47971, 112414, 118624 (NTE 6/30/14)

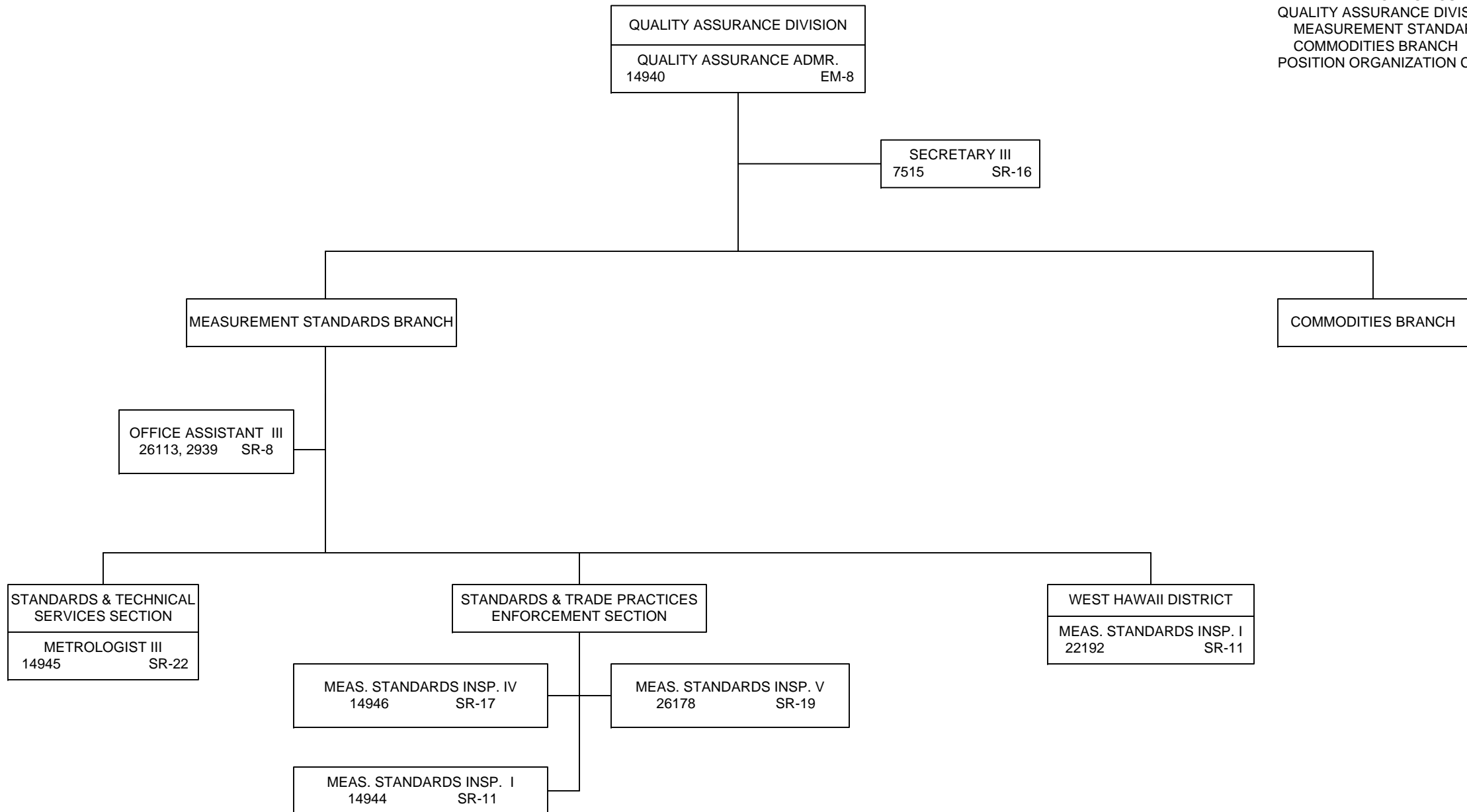


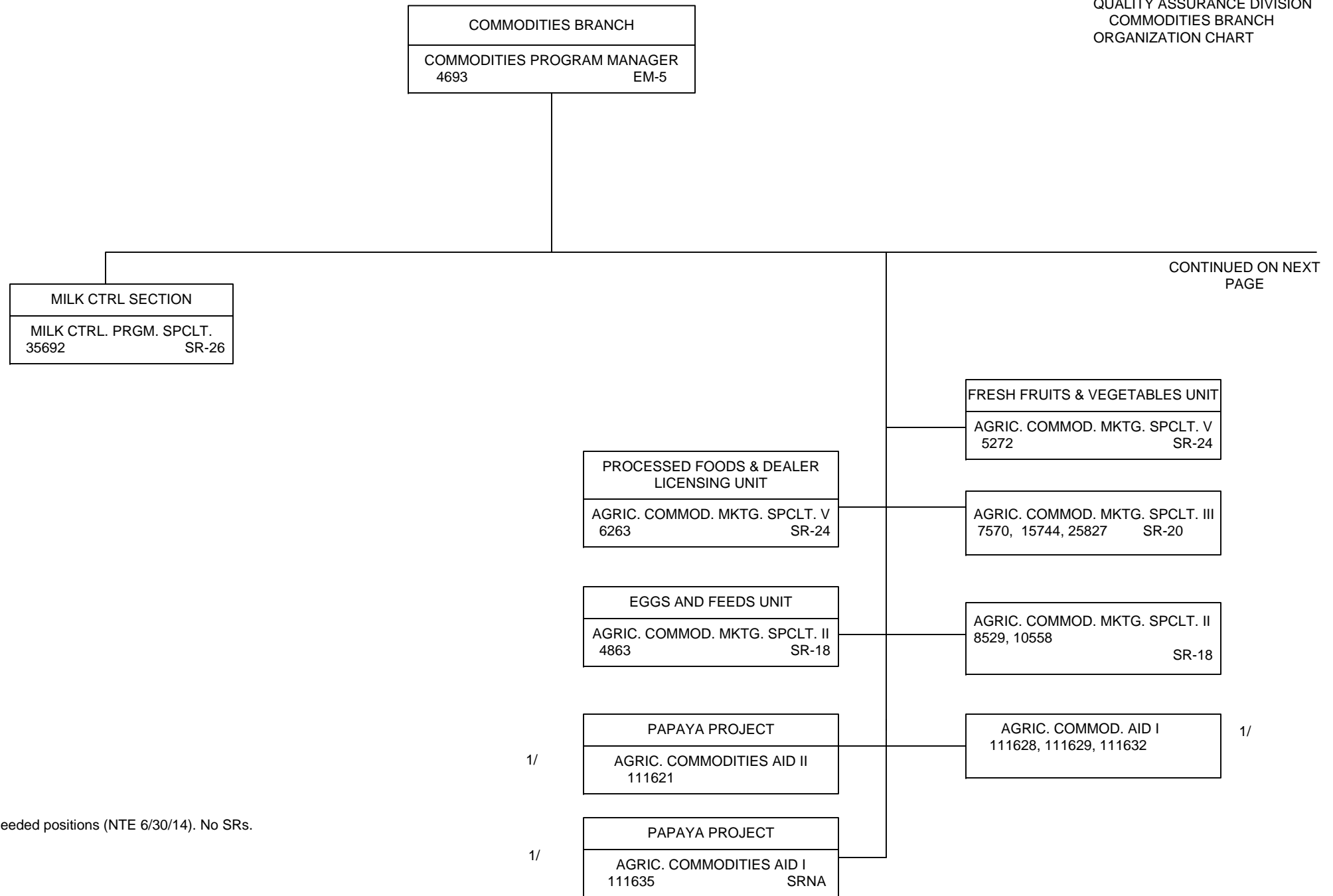
1/ Temporary, as needed position 110146 (NTE 6/30/14).
 2/ Temporary, as needed positions (NTE 6/30/14).







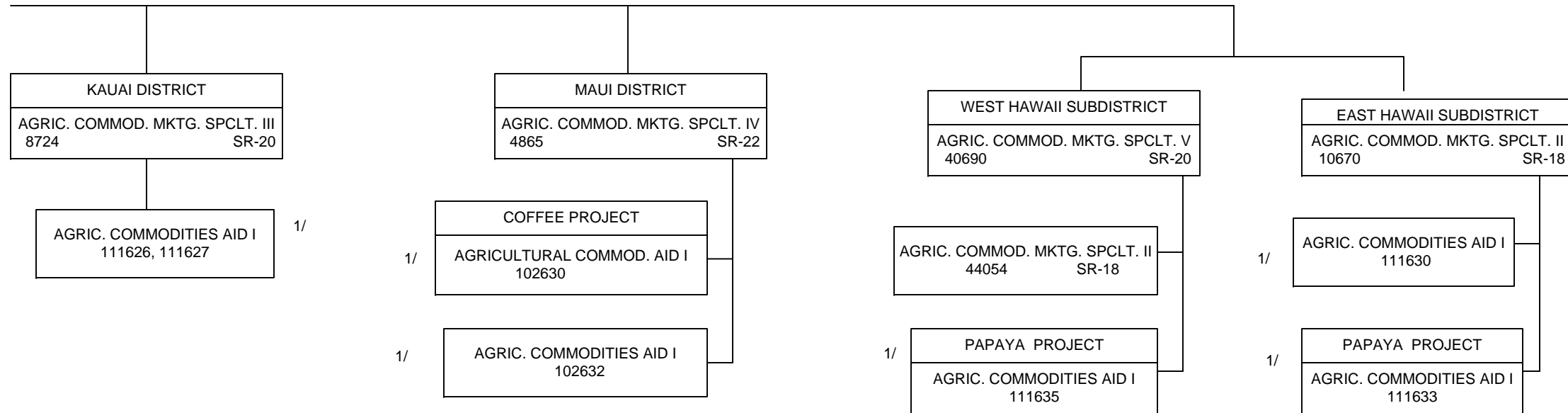




CONTINUED ON NEXT
PAGE

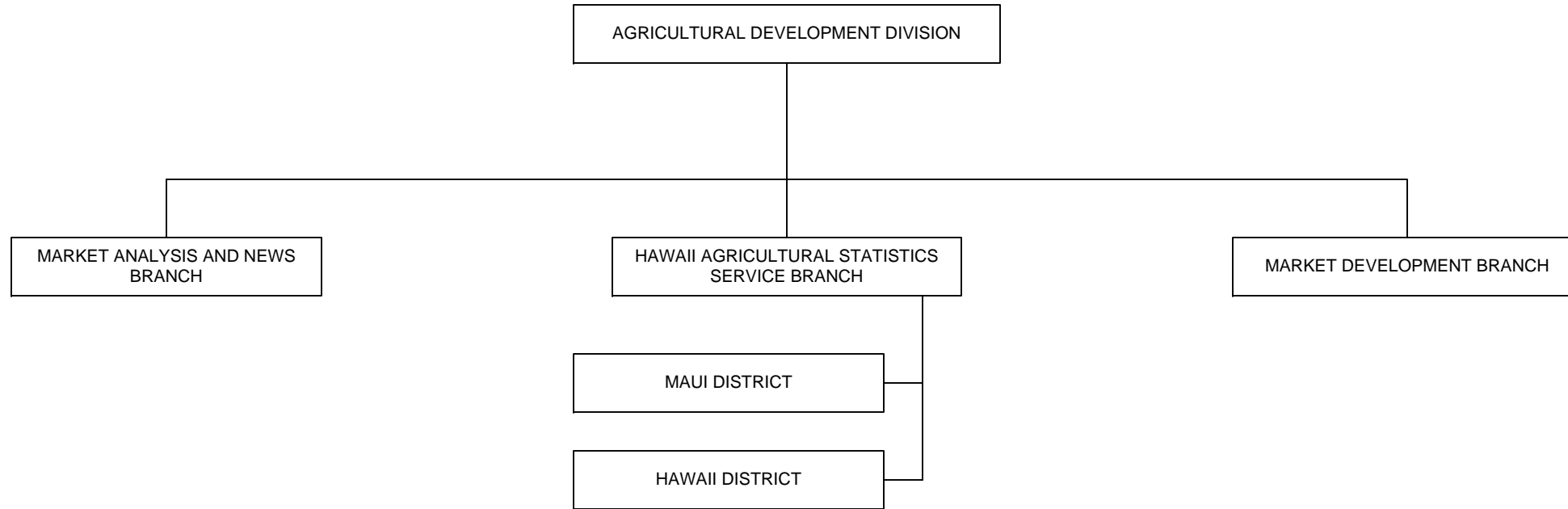
1/ Temporary, as needed positions (NTE 6/30/14). No SRs.

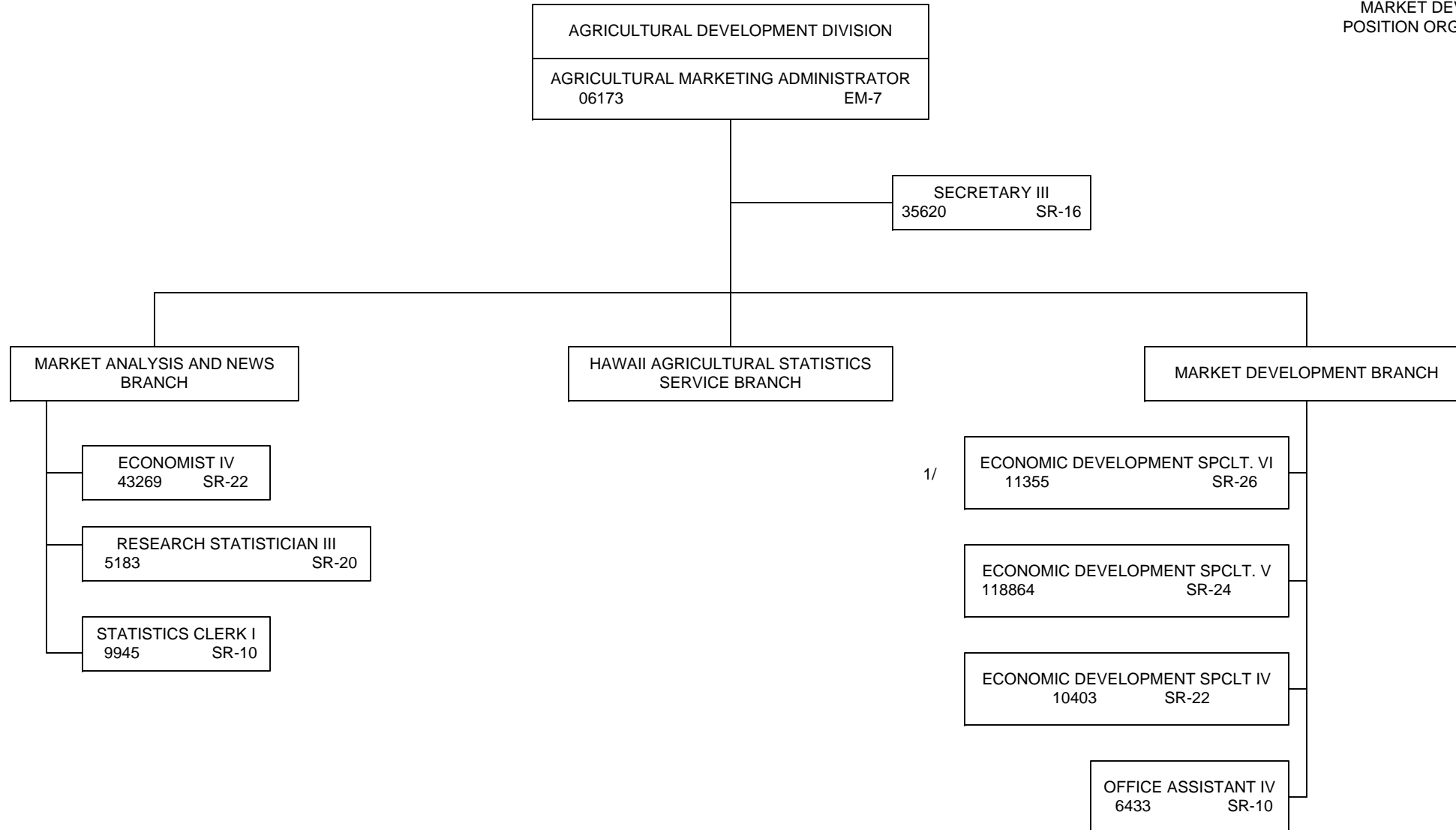
CONTINUED FROM PREVIOUS PAGE



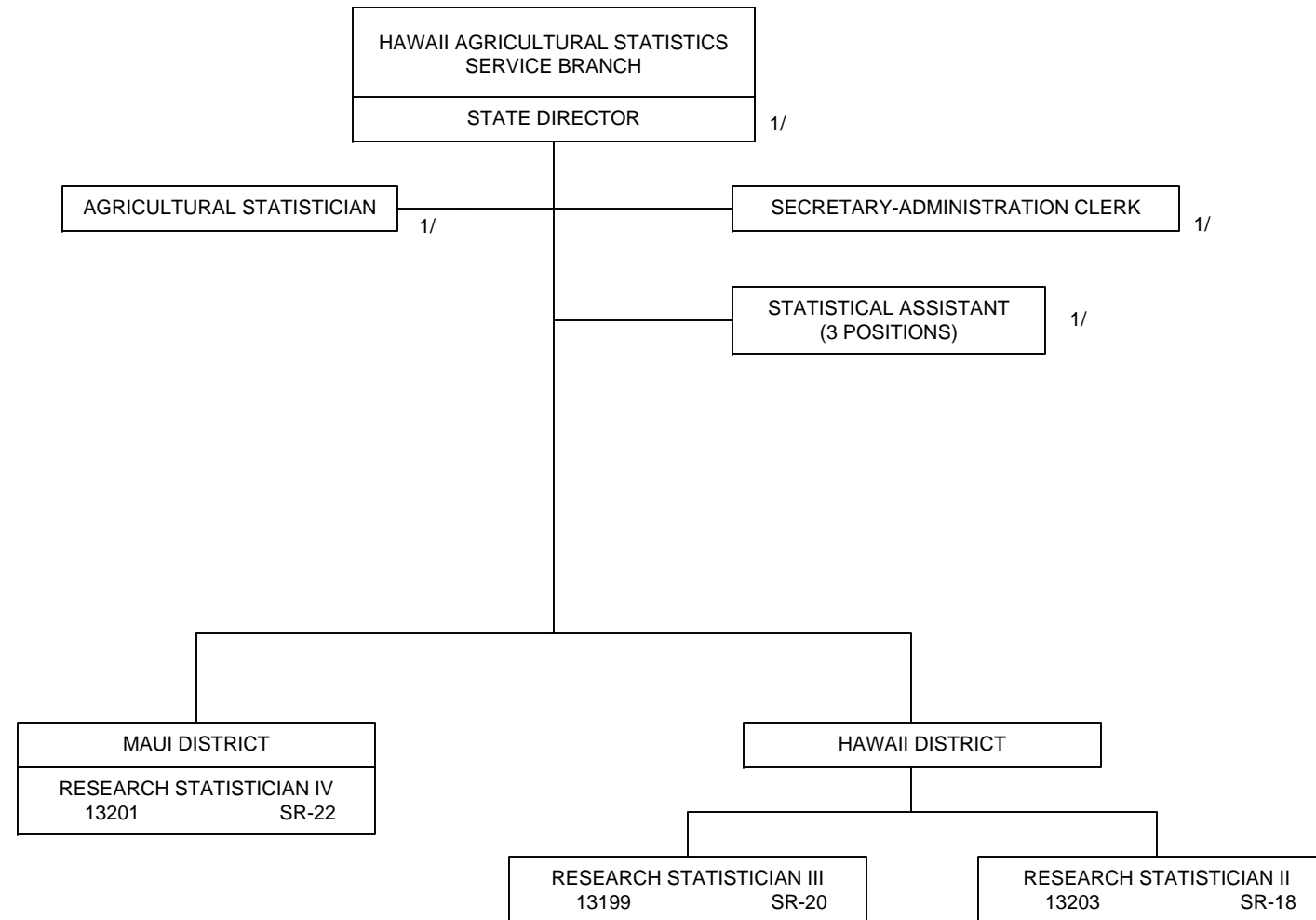
1/ Temporary, as needed positions (NTE 6/30/14). No SRs.

STATE OF HAWAII
DEPARTMENT OF AGRICULTURE
AGRICULTURAL DEVELOPMENT DIVISION
HAWAII AGRICULTURAL STATISTICS
SERVICE BRANCH
MARKET ANALYSIS AND NEWS
BRANCH
MARKET DEVELOPMENT BRANCH
ORGANIZATION CHART

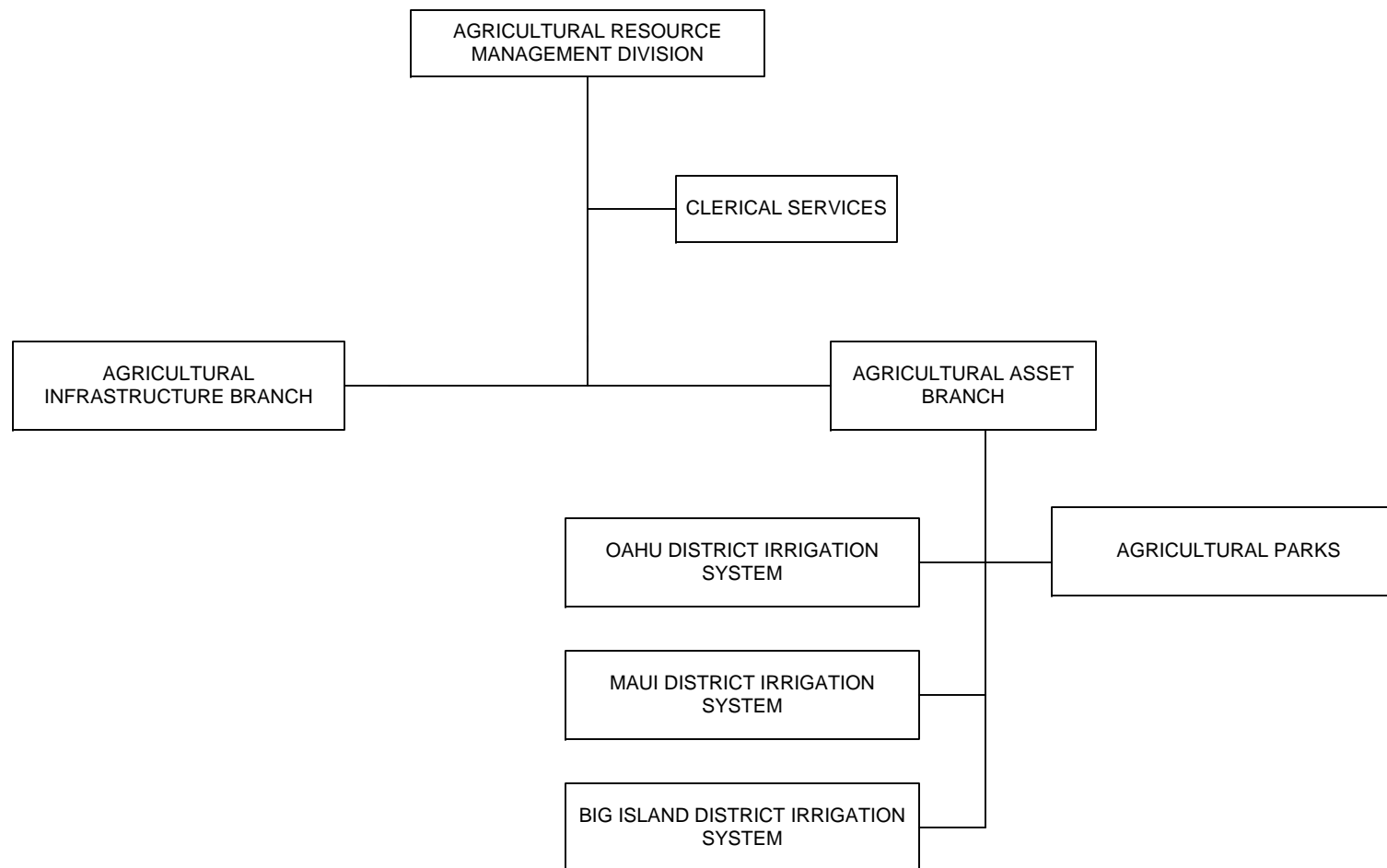




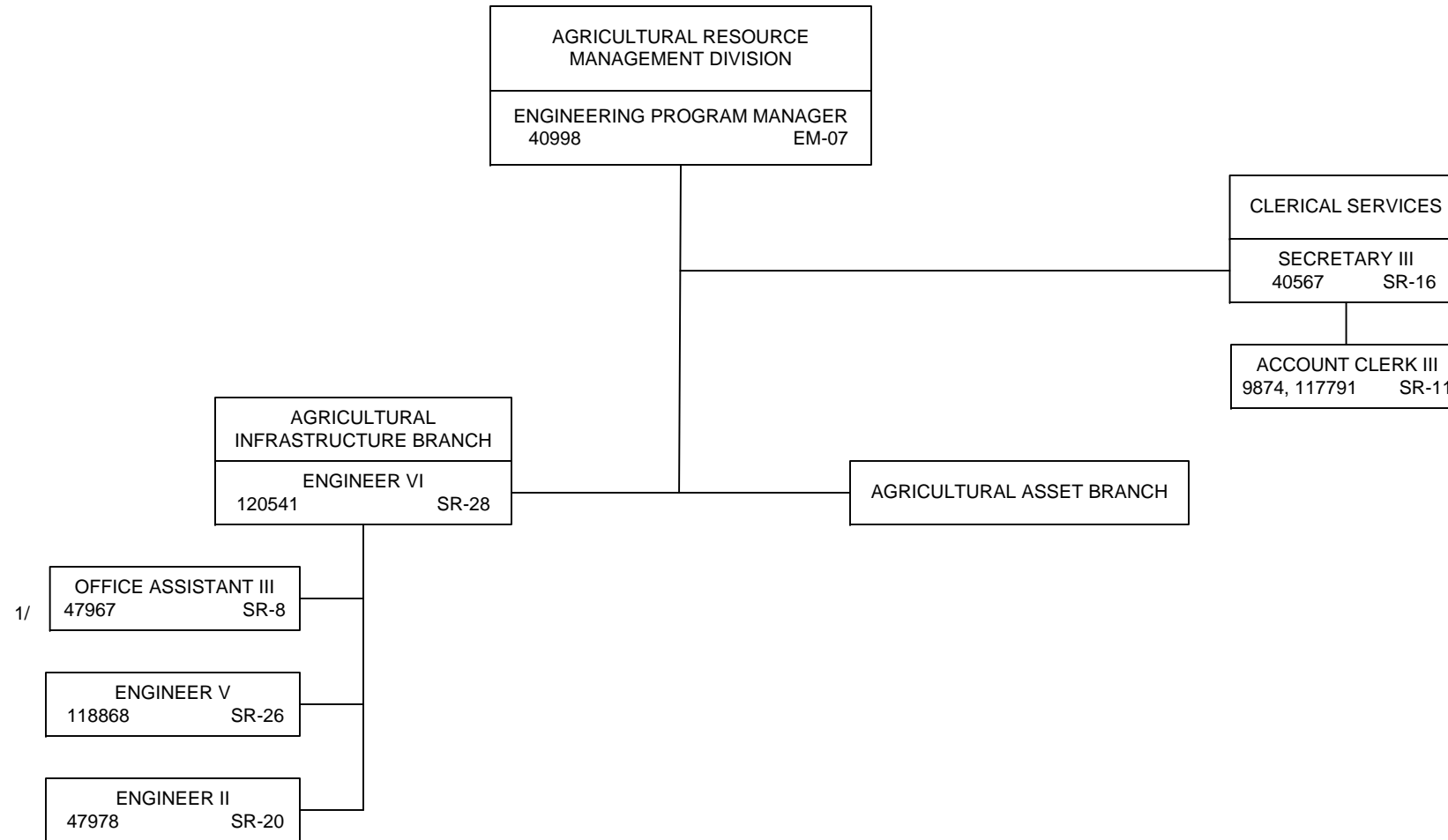
1/ Temporary reallocation NTE 6/30/14



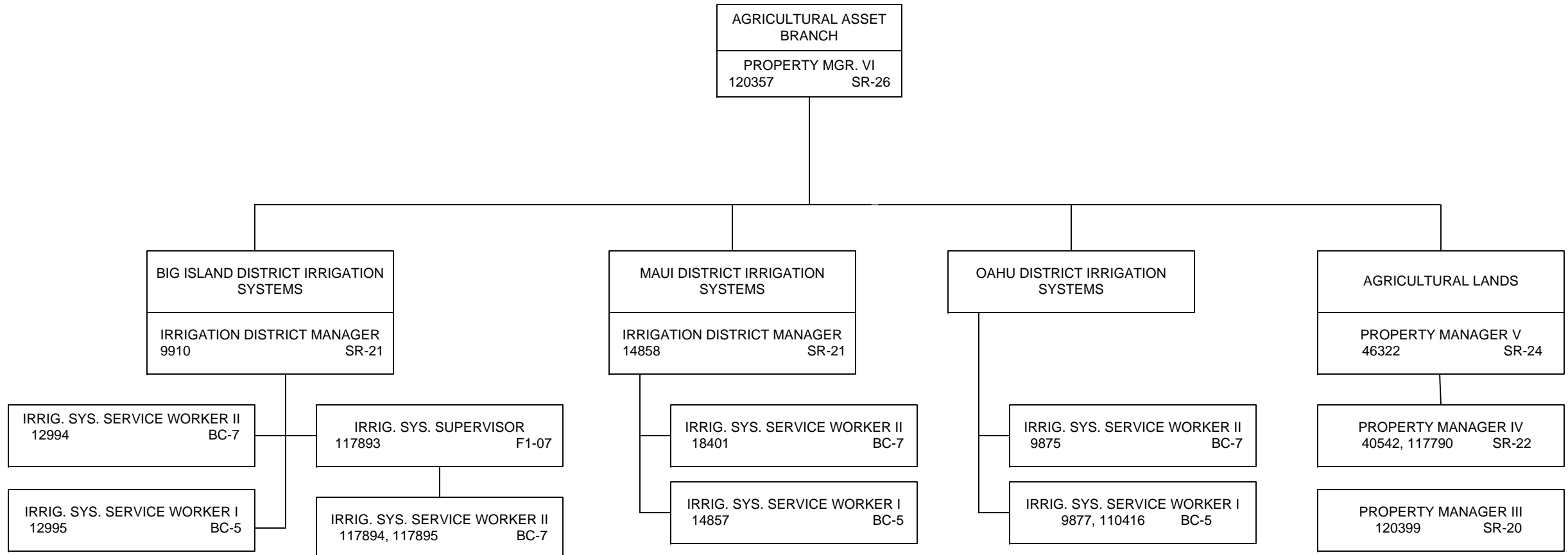
1/ - Federal positions.

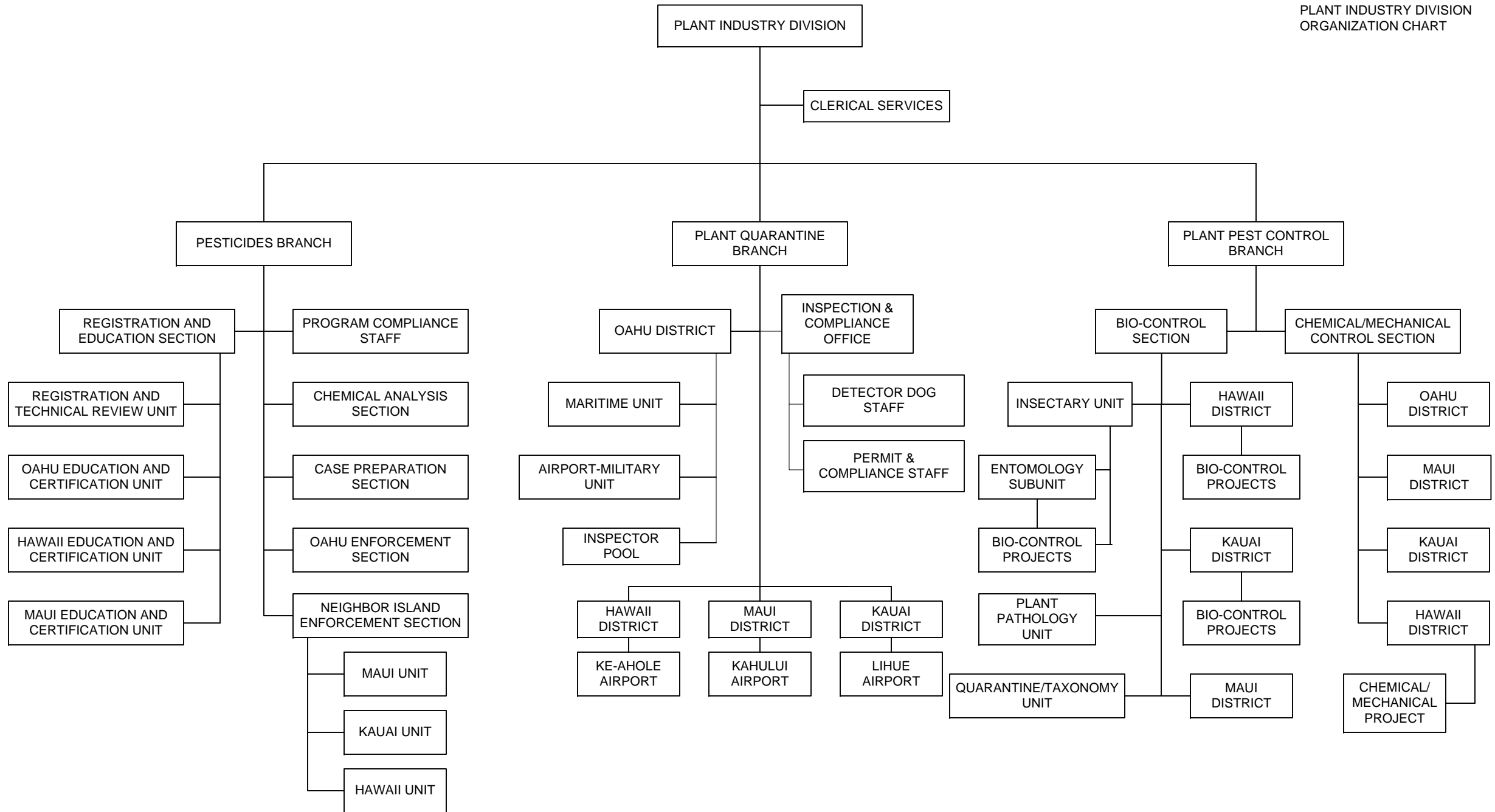


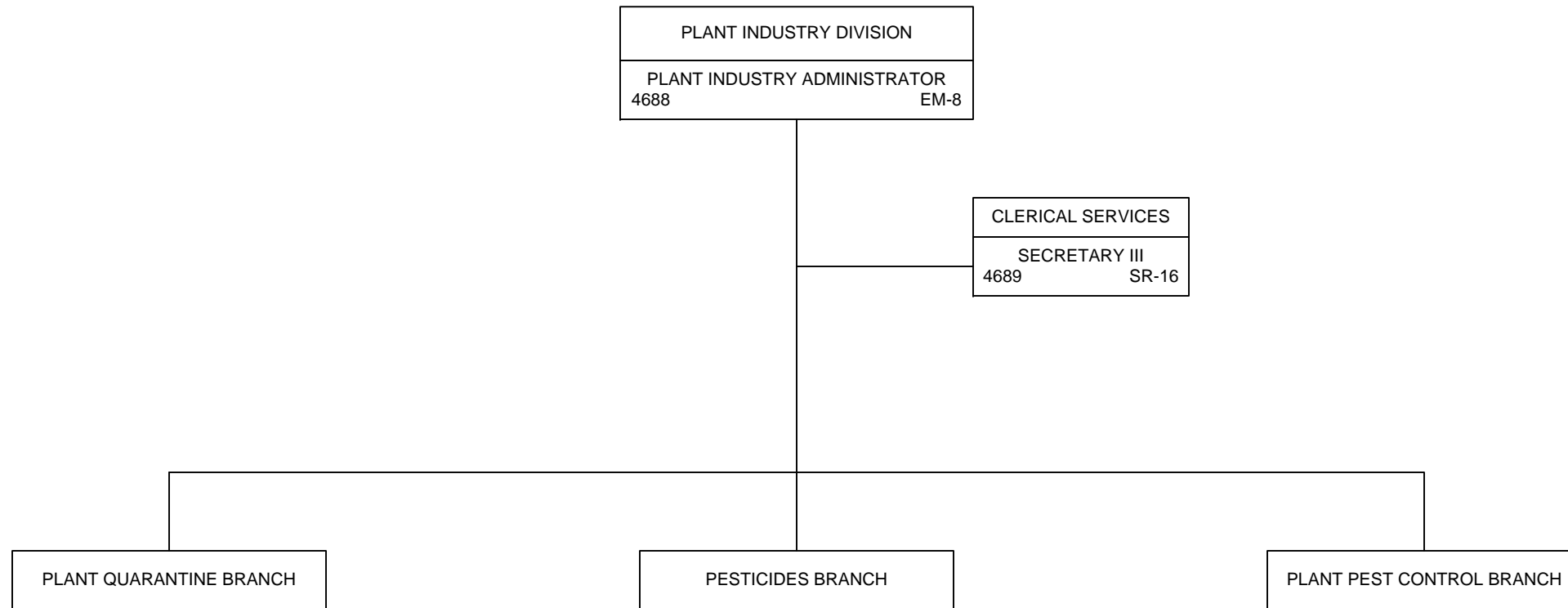
STATE OF HAWAII
 DEPARTMENT OF AGRICULTURE
 AGRIC. RESOURCE MGMT. DIVISION
 CLERICAL SERVICES
 AGRICULTURAL INFRASTRUCTURE
 BRANCH
 AGRIC. ASSET BRANCH
 ORGANIZATION CHART

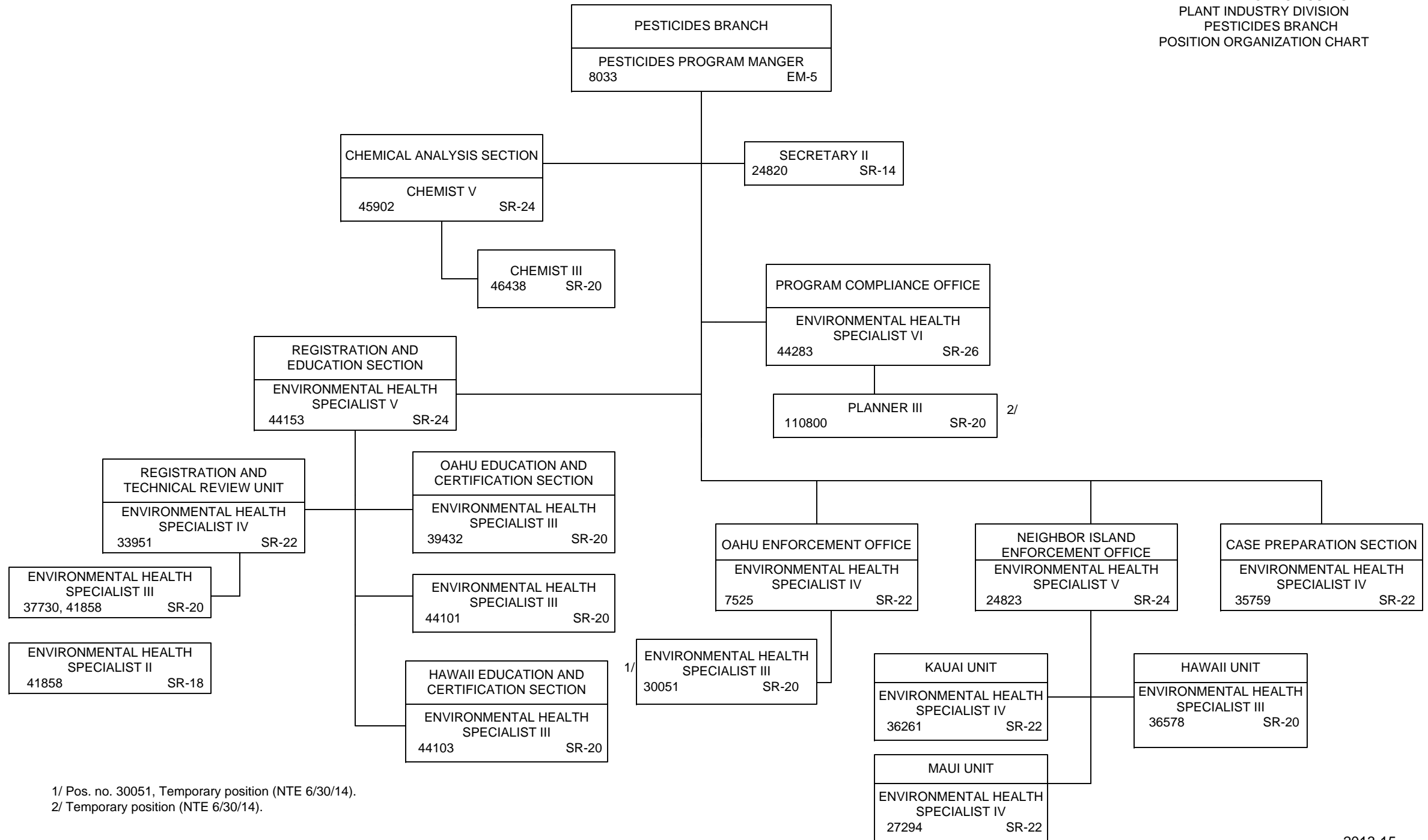


1/ - Classification of position pending review.



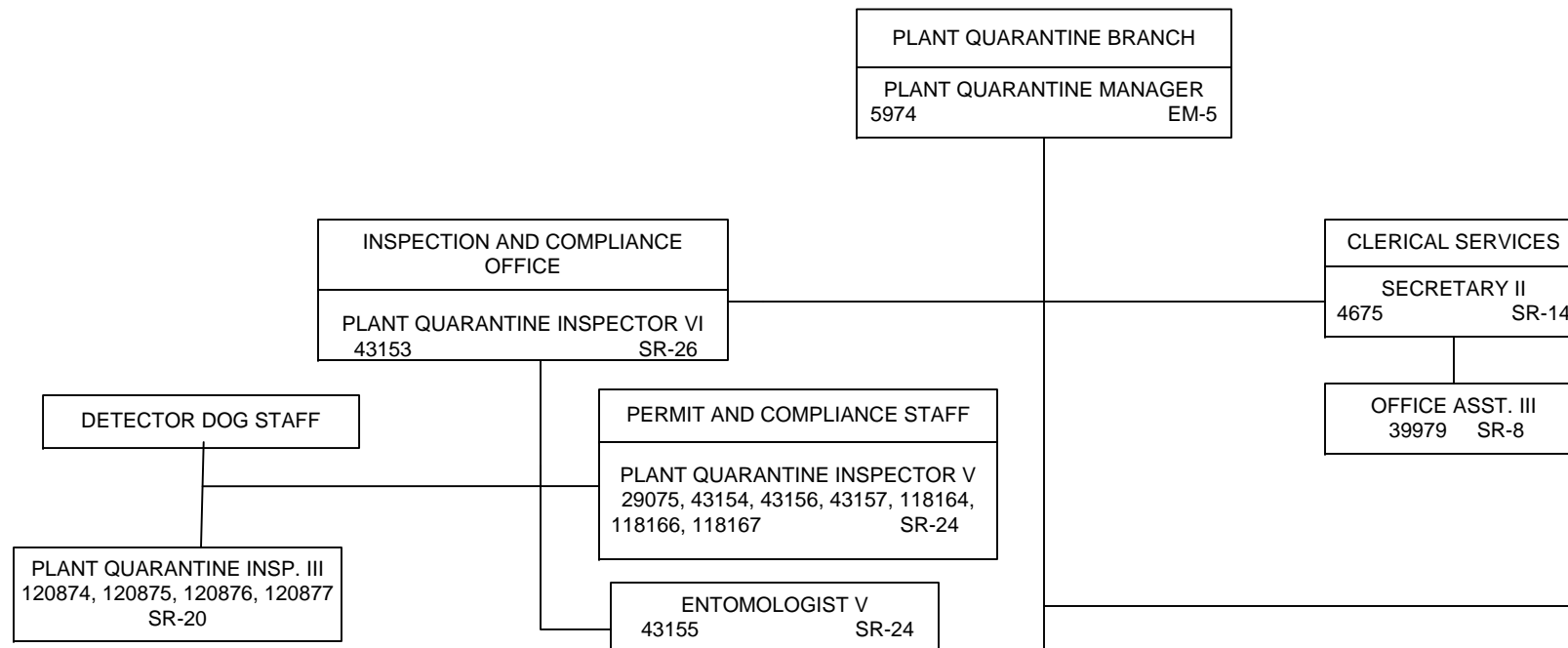






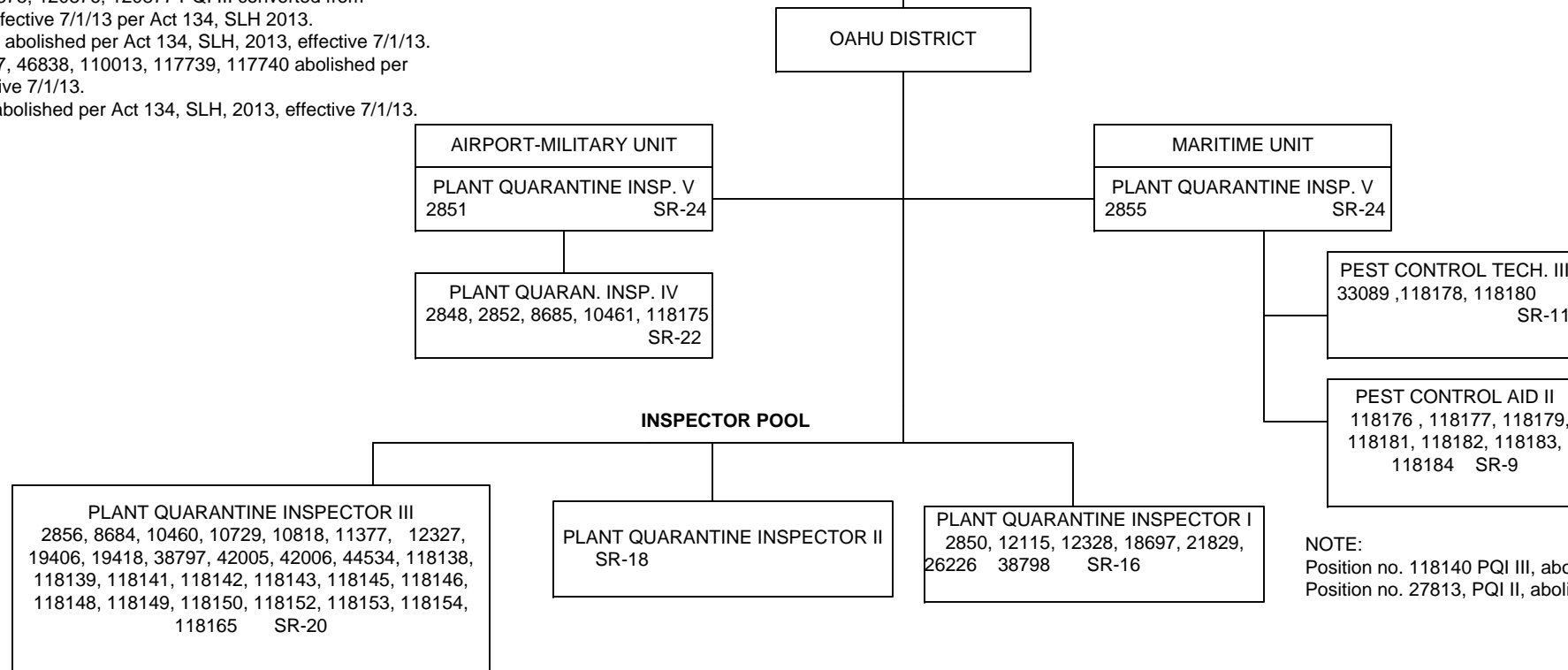
1/ Pos. no. 30051, Temporary position (NTE 6/30/14).

2/ Temporary position (NTE 6/30/14).



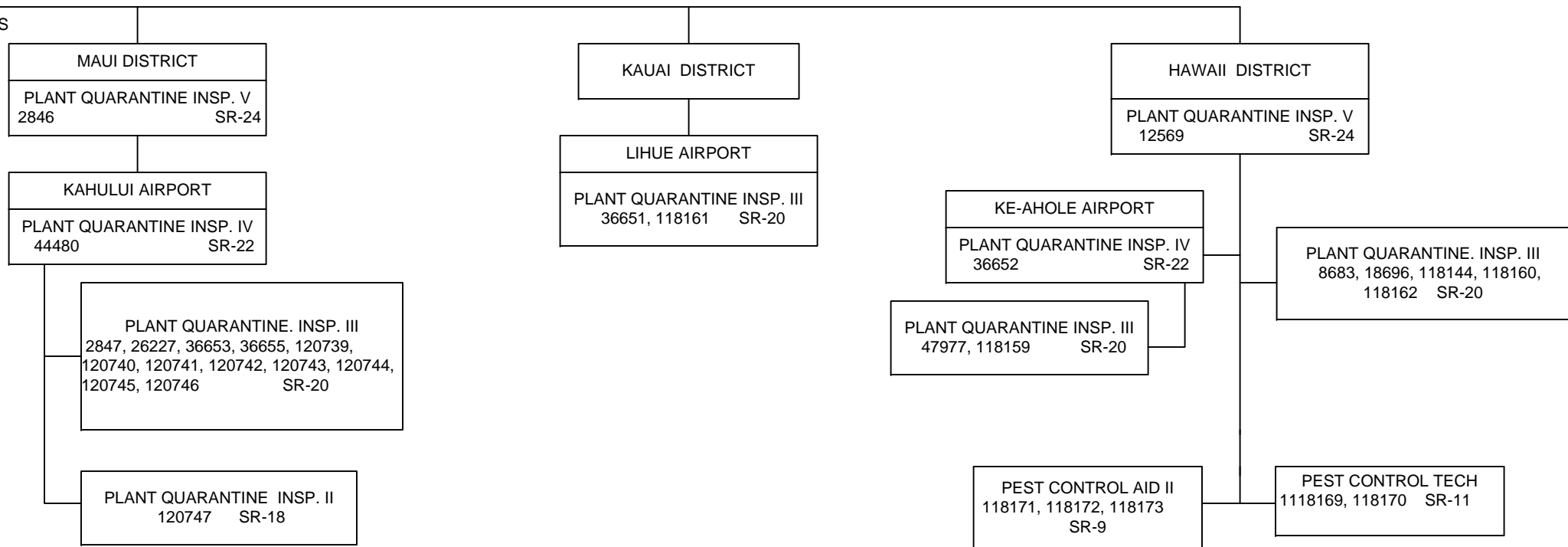
CONTINUED ON NEXT PAGE

NOTE:
 Position nos. 120874, 120875, 120876, 120877 PQI III converted from temporary to permanent effective 7/1/13 per Act 134, SLH 2013.
 Position no. 46432 PQI IV, abolished per Act 134, SLH, 2013, effective 7/1/13.
 Position nos. 46836, 46837, 46838, 110013, 117739, 117740 abolished per Act 134, SLH, 2013, effective 7/1/13.
 Position no. 47966 PQI I abolished per Act 134, SLH, 2013, effective 7/1/13.



NOTE:
 Position no. 118140 PQI III, abolished by Act 134, SLH, 201, effective 7/1/13.
 Position no. 27813, PQI II, abolished by Act 134, SLH, 201, effective 7/1/13.

CONTINUED FROM PREVIOUS
 PAGE



NOTE:
 Position no. 118151 PQI II, abolished by Act 134, SLH, 201, effective 7/1/13.
 Position nos. 2861, 36654, 117741, 117742, 117743, 117744, 117745, 117746, 118163
 PQI III, abolished by Act 134, SLH, 2013, effective 7/1/13.

PLANT PEST CONTROL BRANCH
 AGRICULTURAL PEST CONTROL
 MANAGER
 2842 EM-5

CONTINUED ON NEXT
 PAGE

BIO CONTROL SECTION
 ENTOMOLOGIST VI
 5975 SR-26

INSECTARY UNIT
 ENTOMOLOGIST V
 2862 SR-24

PLANT PATHOLOGY UNIT
 PLANT PATHOLOGIST
 118850 SR-22

QUARANTINE/TAXONOMY UNIT

HAWAII DISTRICT
 ENTOMOLOGIST IV
 2888 SR-22 1/

MAUI DISTRICT
 ENTOMOLOGIST IV
 12462 SR-22

ENTOMOLOGY SUBUNIT
 ENTOMOLOGIST IV
 2859 SR-22

ENTOMOLOGIST III
 2854 SR-20

ENTOMOLOGIST IV
 118280 SR-22

PEST CONTROL TECH. III
 40350 SR-11

ENTOMOLOGIST V
 8291 SR-24

ENTOMOLOGIST IV
 26320, 118851 SR-22

BIO-CONTROL PROJECT
 PEST CONTROL TECH. III
 24781, 25267, 118281, 118897
 SR-11 3/

2/

3/

1/ Maintains service support operation at Lanikaula St. Complex.
 2/ Temporary position NTE 6/30/14.
 3/ Temporary position (no. 118281) NTE 6/30/14.
 Temporary position no. 120401 Ento IV abolished.

CONTINUED FROM PREVIOUS PAGE

