

**SENATE COMMITTEE ON WAYS AND MEANS
AND
HOUSE COMMITTEE ON FINANCE (REVISED)**

**INFORMATIONAL BRIEFING FOR FY2015 SUPPLEMENTAL BUDGET
January 13, 2014**

**PATRICIA McMANAMAN, DIRECTOR
DEPARTMENT OF HUMAN SERVICES**

Mission Statement

The Department of Human Services (DHS) provides timely, efficient and effective programs, services and benefits to empower those who are the most vulnerable in our State to expand their capacity for self-sufficiency, self-determination, independence, healthy choices, quality of life and personal dignity.

Department of Human Services Initiatives

The FY 2015 Supplemental Budget request reflects the DHS' commitment to reducing poverty, promoting efficiency, and improving services for Hawai'i's most vulnerable residents. These commitments are reflected in our operating and CIP budgets as follows:

- Investing in our Keiki by expanding the Child Care Subsidy and Pre School Open Door payment tiers for low-income families, increasing foster board payments for children, youth, and young adults in foster care, and providing specialized services for child welfare services' clients who have been victimized by human trafficking or sex assault;
- Investing in the safety net by restoring adult dental benefits for Med-QUEST beneficiaries and increasing General Assistance benefits for childless adults;
- Protecting vulnerable adults and Kupuna through the redesign of services, policies, procedures and practices offered through the Adult Protective Services Branch;
- Improving the quality of life for the deaf, deaf-blind, and the hard of hearing community through the establishment of ongoing funding for the Comprehensive Service Center for the Deaf;
- Creating long term solutions to homelessness through Housing First initiatives;
- Improving Access to Services by reducing application processing times for benefits and transforming and integrating secure IT solutions across the DHS;

- Transforming health care through patient-centered health homes, and supporting utilization of IT and the exchange of health care information by physicians and other providers

2013 In Review

Although the nation and Hawai'i continue to experience steady economic growth, the benefits of a growing economy have yet to impact many of DHS' programs, and we continue to experience increased enrollment across our divisions. Growth within the DHS' Benefit, Employment, Support Services Division (BESSD) programs saw increases as follows in 2013: a statistically insignificant increase of .183% in the average monthly caseload for Temporary Assistance for Needy Families and Temporary Assistance for Other Needy Families (TANF/TANOF), with a total enrollment increase of 17.9% since 2008; and a 3.5% increase in the General Assistance (GA) average monthly beneficiaries, with a total increase of 30.8% since 2008. The Supplemental Nutrition Assistance Program (SNAP) case load also grew in 2013 by 9.5% and in 2013 served 187,062 individuals on an average monthly basis. Similarly, in 2013, the Med-Quest Division (MQD) saw an enrollment increase of 1.5%, reflecting a total increase of 37.6% since 2008. The DHS expects substantial growth in its Med-QUEST programs in FY2015 with the implementation of the Affordable Care Act (ACA). In the first two months of ACA's implementation, Med-QUEST's enrollment increased by over 10,000 persons, topping the 300,000 enrollment mark for the first time in the program's history.

Despite continued program growth in these areas, the DHS continues to improve on timely access to services. SNAP timeliness rates have transitioned from a 60% timeliness rate in 2010, to 90% in 2012 and to 97% in 2013. Similarly, the Med-QUEST Division's timeliness rates held their own in 2013 and we did not see a return to 2010 where there was a backlog of 5,000 plus cases. With the implementations of Med-QUEST's new IT eligibility system – KOLEA – and the public's acceptance of online applications, the Department anticipates that enrollment timeliness will only increase moving forward. .

Over the past year the DHS continued to make significant efforts to reform its operations, improve fiscal accountability, rebuild staff where essential, improve Departmental morale, and address the continuing needs of Hawai'i's most vulnerable residents. As we move forward, the Department will continue to focus on improving its operations for the benefit of our beneficiaries, expand its IT capabilities and leverage the new Med-Quest ACA integrated eligibility system across the Department, ensure the safety and well-being of abused and neglected adults and children, and protect the most vulnerable among us.

**THE SUPPLEMENTAL FY2015 BUDGET
FOR THE DEPARTMENT OF HUMAN SERVICES**

I. BENEFIT, EMPLOYMENT AND SUPPORT SERVICES DIVISION

- **Reducing Poverty – HMS 204: General Assistance Payments**

The General Assistance program serves childless adults who are determined to be disabled for 3 months or longer. Determinations of disability are made by physicians contracted by the Department of Human Services. The purpose of General Assistance is to assist unemployable, vulnerable adults suffering from a physical or mental disability with basic needs including personal essentials, household expenses and shelter. The average length time an adult remains on General Assistance is less than 11 months.

In 2013, this block grant program enrolled 5,831 clients on an average monthly basis. This reflects a 3.5% increase over 2012 and an overall increase of 30.8% since the onset of the Great Recession in 2008. Payments under this program have fluctuated from a high of \$469 in July 2007 to a low of \$234 in April 2009. In February 2013, benefits were reduced to \$298 and readjusted in October 2013 to \$319 where they remain. To ensure that the program meets its purpose and to align General Assistance with benefits under the Aged, Blind and Disabled program at \$348 per month, the DHS is requesting \$2,641,996.

- **Promoting Efficiencies and Increased Base Costs– HMS 224: Homeless Services**

Housing First is a best practice recognized by the United States Interagency Council on Homelessness in its groundbreaking 2010 report: *Opening Doors: Federal Strategic Plan to Prevent and End Homelessness*. The Housing First model moves individuals and families directly from the streets and beaches into their own apartments, unlike other programs that transition homeless persons through different levels of housing and shelter.

Research in Denver, Seattle, and Utah has found that providing housing and support services under the Housing First model for chronic and vulnerable homeless persons costs taxpayers less money than leaving these individuals un-housed and on the streets. In a study funded by the Robert Wood Johnson Foundation, Seattle taxpayers saved over \$4 million dollars during the first year of a Housing First Program for homeless alcoholics in downtown Seattle. Average cost savings in health and social services were nearly 53% or \$2,500 per person, per month for the 95 program participants.

The DHS requests an appropriation of \$1.5 million to continue funding for clients currently being served under this program and for newly identified clients who meet the eligibility requirements. A higher percentage of the funding in FY2015 will be allocated to housing expenses as the DHS' Homeless Programs Office will leverage the newly established case management services offered by the DHS' Med-QUEST Division for

persons with serious mental illness and services for individuals with substance abuse and mental health disorders funded under the Department of Health's newly awarded SAMHSA grant.

Improving Grant Recipient Monitoring Procedures continues to be a priority for the Homeless Services Office following the FY 2013 auditor's recommendation that the DHS "should improve its subrecipient monitoring procedures by performing site visits on a more frequent basis," and "require subrecipients to submit documentation which supports the financial data reported on the annual performance reports." The DHS welcomed the auditor's recommendation, has implemented steps to ensure proper financial documentation, and has made every effort to increase on site monitoring of contract recipients. Staffing ratios in the Homeless Programs Office currently require contract monitors to oversee, on average, 32 contracts. The request for an additional position will reduce the contract ratio to a more manageable 20 contracts and ensure compliance with the auditors FY2013 findings.

Rising utility costs at the State's four homeless shelters at Kalaeloa increased by 222% in the current fiscal year. The DHS is requesting \$1.2 million to address the Navy's increased rate charges for electricity, water, and wastewater. The DHS also projects that common area maintenance fees (CAM) will rise at the Next Step Shelter located in Kakaako. Currently, the DHS leases the premises from the Office of Hawaiian Affairs on a month-to-month basis.

- **Promoting Efficiencies – HMS 236: Case Management for Self Sufficiency**

Ensuring the quality and accuracy of benefit determinations and timely client services are paramount concerns for the DHS and our federal partners at the Department of Health and Human Services and the Department of Agriculture. Over the past three years the DHS has improved statewide benefit timeliness rates from 60% to a current timeliness rate of 97%. We must now focus our attention on the quality of the work being produced under our new business model and ensure that our error rates do not stray into zones unpermitted by our federal partners. To assist the DHS in assuring the accuracy of its determinations for financial assistance and SNAP benefits, the DHS is seeking 5 new Quality Maintenance Positions – 3 for Oahu, 1 for Maui, and 1 for West Hawai'i. These needed positions will identify processes and procedures ripe for error, develop new policies and procedures as appropriate, conduct case reviews, and engage and train staff as related to quality improvement.

Timely and efficient service for clients at our Kauai BESSD office is of critical concern to the DHS. The addition of an office assistant position to answer telephone calls, as the initial point of contact, and to greet clients, accept their paperwork and ensure they are routed to the proper person will immensely improve the flow of work, reduce client wait time, and improve staff morale.

- **Reducing Poverty – HMS 305: Cash Support for Child Care**

The social sciences are replete with studies demonstrating that high-quality early learning programs for children in poverty have the highest rate of return of any social investment.¹ In other words, the data is clear on early learning opportunities: it works for low-income children. Similarly, child care plays a critical role in lives of our families. Access to high quality child care promotes self-sufficiency for low income families, helps to ensure that families do not need to return to TANF once they are firmly established in the job market, and provides children with a safe and nurturing environment.

The DHS requests \$2.5 million for the Pre School Open Doors (POD) program and \$3.5 million for the Child Care Connection Hawai'i and First-To-Work programs to restructure the co-payment rates from 10 tiers to 4 tiers. As a cost saving mechanism to the State, the payment tiers to these programs were expanded in FY2010. With an improved economy, the community stands in strong support of reducing the tiers which, in turn, will reduce monthly payments for POD and DHS' child care programs.

Under the DHS' proposal, no co-pay would be levied on families whose income is at or below 100% federal poverty level. Families with an income of 101% to 150% have a 10% co-pay. This scale would continue up to 175%-200% of poverty where a families' co-pay would be set at 30% of their income. For example, a family between 125% and 150% of poverty currently pays 50% of the costs or \$337 per month for pre school or child care where the average tuition costs are \$674 per month. Under the proposed three tiered approach, the same family would pay \$67 per month for POD or child care services.

- **Promoting Efficiencies and Reducing Poverty - HMS 903: General Support for Self Sufficiency Services and Case Management for Self-Sufficiency**

The DHS seeks to add an additional Investigator III position to its Investigations Office to assist in timely recoupment of SNAP and TANF/TAONF benefits, and to monitor timeliness of payments, direct billing, and State and Federal tax intercepts. The DHS also seeks \$35,000 for data analytic services to assist the Investigations Office in locating assets, real property, employers, and income of individuals with outstanding obligations owed to the DHS. Data analytic services will enable electronic database searches and eliminate the need to conduct manual searches of know public records to locate debtors and their assets. Collectively, the return from these two initiatives will more than pay for their costs.

The DHS also seeks \$500,000 for advocacy services to assist disabled clients in applying for Supplemental Social Security Income benefits (SSI) and Social Security Disability Income (SSDI). This program presents a twofold benefit. First, it substantially increases an individual's income. For example, an individual on General Assistance

¹ A Path to Reduce Generation Poverty and Increase the Development of Human Capital, Jim McClelland (President Goodwill Industries), citing Dr. James Heckman, Nobel Laureate Economist, University of Chicago, 2011.

currently receives a monthly benefit of \$319. That same individual transitioned to SSI will receive a monthly benefit of \$721 in 2014. Second, every time an individual moves off General Assistance, TANF, or Aid to Aged, Blind and Disabled, it means Hawai'i no longer provides monthly cash benefits to that individual.

The DHS also seeks \$200,000 for SNAP outreach services. Food insecurity is an economic and social indicator of the health of a community. The United States Department of Agriculture defines food insecurity as limited or uncertain availability of nutritionally adequate foods or uncertain ability to acquire these foods in socially acceptable ways. Poverty and unemployment are frequently predictors of food insecurity. The Feeding America Report for 2011 cited the following food insecurity rates by county for Hawai'i: Maui – 21.8%; Kauai – 22.8%, Honolulu – 19.9% and Hawai'i – 26.4%. Targeted outreach with these funds would focus on our Kupuna and immigrants who are often unaware that their U.S. legal permanent resident and U.S. citizen children qualify for SNAP benefits.

II. SOCIAL SERVICES DIVISION

- **Improvement of Services – HMS 301: Child Protective Services**

Children are particularly vulnerable to predatory practices involved in human trafficking and sex abuse. Human trafficking occurs across our nation, including Hawai'i. It involves the exploitation of children for the purposes of compelled labor or participation in commercial sex acts. Child sexual abuse includes a wide range of sexual behaviors that take place between a child and an older person. Approximately 3 out of 10 persons who sexually abuse children are fathers, uncles, and cousins. In FY2013, 72 Hawai'i children were confirmed as victims of sex abuse by the Child Welfare Services Branch (CWS), representing 5.3% of all confirmed cases of abuse in Hawai'i.

Victims of sexual abuse and human trafficking suffer from severe health issues including broken bones, reproductive health issues, exposure to HIV, post traumatic stress disorder, extreme fear and anxiety, substance abuse, and often engage in self destructive behaviors including suicide.

To protect child victims of sex assault and human trafficking who fall within the scope of Hawai'i Revised Statutes, Chapter 587A, the DHS proposes to provide additional services including: specialized sanctuary residential services available 24/7; intensive crisis intervention counseling and supportive services; expanded referrals to existing social service providers for lower risk victims; and expanded and specialized training for resource parents, staff, and services providers on the special needs of these populations. The DHS seeks \$300,000 in State funds and \$100,000 in Federal funds to support this new initiative.

The DHS also seeks \$200,000 for domestic violence advocacy services. Reports published by the U.S. Department of Health and Human Services, Administration for Children and Families show a growing recognition of the coexistence of domestic

violence and child abuse within the same family unit. Even in situations where a child only witnesses domestic violence within a home, the results are long lasting and include: severe behavioral, social and emotional problems; cognitive and attitudinal problems, and long term problems such as higher levels of adult depression and increased tolerance and use of violence in adult relationships.

Funding for domestic violence advocacy services is intended to break the cycle of violence in families and to address the impact of violence on children. The services will include comprehensive domestic violence assessment, planning and referral activities, individual and group services, safety planning, as well as legal services including restraining orders and full legal representation in divorce and/or child custody proceedings for families involved in CWS services.

The DHS proposes to continue its Wraparound Services program (WRAP) and requests funding in the amount of \$126,000 in State funds and \$24,000 in federal funds. WRAP is a successful system of care that provides individualized services for children with complex problems who touch multiple systems including child mental health, child welfare, juvenile justice, and other social or educational services. Launched last year, the WRAP program targeted 10 youth who were at high risk for hospitalization or of being relocated to out-of-state specialized programs. To date, none of the children have been hospitalized or moved out of State. With continued funding, WRAP will explore methods of blended funding between departments and participating programs, continue to fund family engagement specialists who develop coordinated cross-program individualized plans for these at risk youth and families, evaluate and measure the program, and offer additional training for providers.

Finally, the DHS seeks \$21,000 in State funds to procure data analytic services to identify and locate family members of children in foster care. Data analytic services will allow the CWS staff to use technology to search comprehensive data sets of public records to search for family connections and will be a timesaving tool in child welfare investigations that may prevent or shorten the time a child must remain in foster care.

- **Improvement of Services – HMS 303: Increasing Foster Board Rate**

The current foster board rate for resource parents has stood at \$529 per month since 1990. Last Session the DHS stood in strong support of the intent of legislation to increase foster board payments, and requested time to review best practices and to gather input from foster youth, resource parents, and providers. We did just that over the summer. Based upon our extensive review, the DHS is recommending increases to foster board payments for individuals in foster care and guardianship placement as follows: a 17% increase to \$621 per month for children 0 -5; a 31% increase to \$694 for children 6-11, and a 36% increase to \$721 for children, youth, and young adults 12 and over. Children in the adoption assistance program will receive the base amount for their age group, less \$50 per month which reflects the monthly allocated clothing cost.

The proposed rate increase gave considerable weight to the 2011 United States Department of Agriculture's Expenditures on Children by Families Report for the Urban Western Region, and sets the foster board rate at 95% of the average costs for raising a child. The proposed rate also took into account that 40 states utilize age-related classifications to determine foster board rates. Consistent with the best practices of most other states, Hawai'i did not include other significant, but often variable financial supports in its foster board rates: free health care insurance through QUEST, difficulty of care payments, an initial clothing allowance, transportation costs, limited liability insurance coverage, child care, pre school, and after school financial assistance, and funds for special activities, uniform costs and/or formal wear form prom, all of which are available under Hawai'i's system of care..

- **Improvement of Services – HMS 601 – Re-engineering Adult Protective Services**

The Department of Business, Economic Development and Tourism in its March 2012, *DBEDT 2040 Series* notes, “[t]he aging of the population is one of the most prominent features of Hawaii’s population trend. The share of the population 65 years of age and over increased from 8.0 percent in 1980 to 14.5 percent in 2010. This trend will continue in the future, increasing this share of the total population to 23.6 percent in 2040.” Mindful of this inescapable trend and apparent structural, policy, and programmatic weaknesses within the Adult Protective Services program (APS), the DHS contracted with the University of Hawai'i, Center on Aging (COA) in August, 2013 to conduct a needs assessment and process evaluation of the APS program.

To date, the COA has conducted multiple interviews and analyzed surveys from APS staff and leadership and is poised to launch interviews and surveys with key community partners and organizations. These assessments have and will gather information relative to APS’ strengths, weaknesses, funding, resource and capacity issues, environmental/contextual needs and challenges, coordination with community, cultural accessibility, and ideas for improvement. In addition, the COA will report on best practices and interview identified experts associated with those programs identified as leading best practices. The DHS anticipates receiving COA’s report in late spring.

Preliminary findings have identified five potential areas for change: policies and procedures; protocols and tools; infrastructure and organization; staffing and training; and interagency relationships. Although the DHS anticipates receiving the COA’s final report in late spring 2014, we are poised and aware of the need to make substantial improvements in FY2015. These improvements include: greater specification to policies and procedures, establishing quality assurance policies and procedures, developing standardized tools for intake, reporting, case management across all cases, creating a core training curriculum for staff together with specialized training on topics such as financial exploitation and dementia, and examining opportunities for a more centralized intake unit with extend 24/7 operations. Funding in the amount of \$147,147 will ensure that the re-engineering of APS continues on a path that will meet the critical needs of Hawai'i’s vulnerable adults.

- **Promoting Efficiencies: HMS 901 – General Support for Social Services**

The DHS requests two additional Purchasing Specialist V positions to procure, maintain, pay, monitor, and evaluate purchase of service (POS) contracts. Presently, a staff of 3 oversees 85 plus POS contracts. With multiple, additional contracts to be added under the Voluntary Care to 21 Program, fiscal and program integrity are at risk without additional staff.

III. MED-QUEST DIVISION

- **Improving Services and Promoting Efficiencies: HMS 401: Health Care Payments**

In FY2014 the DHS and the Department of Health (DOH) agreed that all case management services for Med-QUEST patients diagnosed with serious mental illness would be coordinated and overseen by the DHS. The community wholeheartedly supported this DHS led initiative that will reduce fragmented services, result in better outcomes for beneficiaries, and leverage additional federal matching funds for services. In addition to case management services previously provided by the DOH for persons diagnosed with serious mental illness, the DOH also transferred to the DHS the oversight for the following services: short term residential care, mental health partial hospitalization, crisis intervention, psychosocial rehabilitation, long term residential care, supportive employment, representative payee, and supportive housing. The DHS will draw down matching federal funds for these services, as approved by the Centers for Medicare & Medicaid Services. As part the agreement, the DHS and the DOH agreed that \$9 million of DOH State funds and \$1,776,793 in federal funds will be transferred to the DHS. In addition, under HMS 902 the DHS and the DOH have agreed to transfer 4 positions and funds from the DOH to the DHS to staff and administer the functions being transferred to the DHS.

The DHS is requesting \$4 million in State funds and \$7,664,103 in federal funds to re-establish an adult dental program for Med-QUEST adults. Beyond curbing costly emergency room visits for dental problems, dental care is important to overall health. Recent studies link oral infections to chronic diseases such as diabetes, heart disease and stroke, according to the federal Centers for Disease Control and Prevention. To address these concerns, the DHS proposes to provide dental benefits up to \$750 per person per benefit year, and to also provide for medically needed dentures up to \$500 each for upper and lower dentures. Currently, Med-QUEST adults receive only emergency dental services.

The DHS is requesting \$2,016,000 in State funds and \$18,144,000 in federal funds to establish a Health Homes program in Hawai'i. Health Homes are designed to be person-centered systems of care that facilitate access to and coordination of the full array of primary and acute physical health services, behavioral health care, and long-term community based services and supports. The Health Home model of service delivery

expands on the traditional medical home model, by building additional linkages and enhancing coordination and integration of medical and behavioral health care to better meet the needs of people with multiple chronic illnesses. The model aims to improve health care quality and clinical outcomes as well as the patient care experience, while also reducing per capita costs through more cost effective care. To be eligible for health home services, Medicaid beneficiaries must have at least two chronic conditions, including asthma, diabetes, heart disease, obesity, a mental health condition, and substance abuse disorder - one chronic and be at risk for another; or one serious and persistent mental health condition. Certain Health Home services are eligible for the 90% federal FMAP match for up to 8 consecutive quarters including: comprehensive care management, care coordination and health promotion; comprehensive transitional care from inpatient to other settings, including appropriate follow-up; individual and family support; community referral and social support services. In HMS 902, the DHS is also seeking \$1 million in State funds and \$1 million in matching federal funds to administer the Health Homes program which requires extensive data gathering and reporting.

- **Improving Services and Promoting Efficiencies: HMS 902 – General Support for Health Care Payments**

On October 1, 2013 the DHS launched its new IT Eligibility system – KOLEA. KOLEA meets the critical success factors required by ACA. It is able to accept a single streamlined application submitted by residents, connect to the federal data hub, determine eligibility based on the new ACA modified adjusted gross income standards, and convert pre-ACA income standards to the new guidelines. As we move to Phase 2 of KOLEA's development, the DHS is requesting an additional \$400,000 in State funds and \$3.6 million in federal funds to comply with federal mandates and relocate the DHS' disaster recovery site from the DRFortress, where KOLEA is co-located, to another site, to conduct an annual independent security review, and to implement technical changes related to the retrieval and storage of Internal Revenue Service (IRS) data. The IRS rule changes were promulgated subsequent to the DHS initial funding requests. The DHS is also requesting \$50,000 in State funds and \$50,000 in federal funds to support the acquisition of additional computer workstations for the DHS/Med-QUEST training center, and Med-QUEST staff offices to support the KOLEA eligibility system.

The DHS also seeks funding in the amount of \$320,000 to support Outstationed Eligibility Workers (OEW). Employed at Federally Qualified Public Health Centers, OEW staff assists residents to complete applications for Med-QUEST benefits. OEW staff play an important role in ensuring timely and culturally appropriate access to health care for Hawai'i's residents. Funding for this program is no longer available at a 90% federal match and has been reduced to a 50% federal match.

A cornerstone of Health Care Transformation includes the facilitation and secure exchange of select patient medical information between physicians, pharmacies, labs, and other medical providers. The Hawai'i Health Information Exchange is a secure electronic network, designated by the State of Hawai'i, to provide customized electronic platforms to improve communication between providers and enable better care

coordination. The DHS seeks \$200,000 in State funds and \$1.8 million in federal funds to enhance the development and implementation of a technical infrastructure to facilitate health information exchange for Medicaid providers; to connect Medicaid providers to the Hawai'i Health Information Exchange network, and to provide administrative services for providers and the Hawai'i Health Information Exchange to include data sharing and business associate agreements, privacy and security applications.

IV. VOCATIONAL REHABILITATION DIVISION

- **Improving Services: HMS 802 – Vocational Rehabilitation**

Last Session the Legislature appropriated \$400,000 for a Comprehensive Service Center for the Deaf, Deaf-Blind, and Hard of Hearing. This request seeks to have the funding appropriated by Act 218, SLH 2013 become a continuing activity of HMS 802.

Studies from 1976, 2001, and 2009 document the well-established need Hawai'i's deaf, deaf-blind, and hard of hearing have for a comprehensive center. With a population of up to 174,000 persons, resources to assist this community will be an on-going need. Since receipt of funding last Session, the DHS has contracted with the University of Hawai'i, John A. Burns School of Medicine to conduct a comprehensive analysis detailing the type and nature of services that would most benefit this statewide population, the pathways to the best delivery these services, and the structural and organizational support that will be required to sustain the Center, its program and services. In addition, the Vocational Rehabilitation Division is also offering classes on basic math, English and communication to this community. Continued funding is needed sustain the Center.

V. COMMISSION ON THE STATUS OF WOMEN

- **Improving the Status of Women: HMS 888 – Commission on the Status of Women**

The Commission on the Status of Women seeks \$50,000 to host the 2015 annual conference for the National Association of Commissions for Women (NACW). The NACW's membership connects over 200 state, county, and city Commissions for Women across the United States. Its advocacy and legislative priorities center on: civil and human rights, economic equity, health, violence against women, and work and the family.

The annual conference showcases leaders and innovators on women's issues from across a broad spectrum: scholars, state and federal administrators, business executives, grass root community organizers and non-profit leaders. The conference addresses a wide variety of issues. For example, this year's annual conference included sessions on health, equal pay, women veterans, social media and advocacy, finances and investing, sexual assault in the military, family leave policies, domestic violence and sexual assault across generations, elder abuse, teen violence, and women in leadership roles. The conference

will allow Hawai'i to showcase the State, its leaders, and its progressive policies and innovations that support women and girls.

VI. THE DEPARTMENT OF HUMAN SERVICES GENERAL ADMINISTRATION

- **Achieving Efficiencies: HMS 904 – General Administration DHS**

The DHS is requesting an additional Deputy Director position and a Secretary position to assist the Department in managing the resources of this large and complex department. The DHS manages a \$2.5 billion annual budget, employees over 2,000 staff, manages and oversees four distinct divisions, and oversees 4 administratively attached agencies. 67% of the State's federal operating funds are allocated to the DHS.

The effective management of any business requires oversight and collaboration across its business lines as well as with its business partners. Given the complexity of DHS' operations it will remain a substantial challenge to oversee personnel, fiscal, budget, program, IT, and operational matters related to quality control, program oversight or reporting without the assistance of additional staff.

The Department requests an additional 4 positions – 2 accountants and 2 pre-audit clerks to assist our fiscal office. Currently our fiscal office, which lost 5 positions during the reduction in force, struggles to keep pace with its daily work. As a result, payments may be delayed, contracts executed late, and expenditure monitoring activities may be delinquent. This year DHS needed to request extensions to submit leave accrual reports and CAFR reports for the FY ending 2012. These delays were not attributable to an underproductive staff, rather they were directly attributable to understaffing. A fully staffed fiscal office is essential to the sound operations of the DHS.

Additional resources are also requested for the Office of the Homeless Coordinator, the Administrative Appeals Office, and the Budget, Planning and Management Office.

The Administrative Appeals Office processes over 1,600 administrative appeals annually involving Medicaid, TANF, SNAP, CWS, and APS. It is mandated by law to conduct hearings and issue written decisions within 60 or 90 days of receipt of the appeal. The current Administrative Appeals Office cleared a backlog of hundreds of cases and has re-engineered the appeals process to save the State from substantial overpayments. To maintain these efficiencies, reduce overpayments, and comply with federal and State requirements for timely hearings, funding for a General Professional V position is required. The Administrative Appeals Office also seeks additional State funding of \$70,000 to retain contract attorneys to hear the growing number of administrative appeals which have increased by 39% since 2009 (1,182 cases to 1,644 cases).

Finally, The Budget, Planning and Management Office (BPMO) was reorganized in 2013. To accommodate the reorganization, several existing positions were re-described.

This process resulted in one less budget analyst position. Concurrent with BPMO's reorganization, the Department of Budget and Finance changed its methodology for budgeting federal funds and appropriation accounts have now increased from 51 to 118 accounts. This is a considerable adjustment for BPMO to absorb and the office will be substantially aided by the addition of a budget analyst..

VII. CAPITAL IMPROVEMENT PROJECTS FOR THE DEPARTMENT OF HUMAN SERVICES


With a total request of \$108,750,000 (\$52,462,500 State / \$56,287,500 Federal) in CIP appropriations, the DHS proposes to extend its IT modernization program to BESSD and Social Services(SSD). Utilizing the KOLEA IT eligibility system infrastructure and leveraging its capabilities across the Department will also allow for enhanced communication between DHS Divisions and other departments, increase consumer accessibility, improve case processing and management, and enhanced data and reporting capabilities. Continued maintenance of the DHS' aging HAWI and CPSS systems is becoming increasingly difficult and costly to retrofit with work-arounds and application brokers necessary to allow the Department's systems to communicate when serving the same beneficiaries. Call Center and Customer Service functionality are also included under this proposal to upgrade the KOLEA system, as is the development and implementation of an Enterprise Content Management System. The Enterprise Content Management System will be part of the already built State Data Hub, and is intended to be a larger resource for all of the State departments.

An additional \$1.8 million is also requested to for repairs and improvements to extend the life of Ho'opono – the DHS' Services for the Blind Facility. Improvements include repair of exterior and interior walls, waterproofing, plumbing, restroom, window, reproofing, and other related work.

VIII. CONCLUSION

The DHS thanks Chair Ige and the Members of the Senate Ways and Means Committee and Chair Luke and the Members of House Finance Committee for this opportunity to present DHS' Supplemental Budget for FY2015. We look forward to working with you this legislative session and to advancing economic and social policies that benefit Hawai'i's people.

NEIL ABERCROMBIE
GOVERNOR



HAKIM OUANSAFI
EXECUTIVE DIRECTOR

STATE OF HAWAII
DEPARTMENT OF HUMAN SERVICES
HAWAII PUBLIC HOUSING AUTHORITY
1002 NORTH SCHOOL STREET
Honolulu, Hawaii 96817

BARBARA E. ARASHIRO
EXECUTIVE ASSISTANT

Statement of
Hakim Ouansafi
Hawaii Public Housing Authority
Before the

SENATE COMMITTEE ON WAYS AND MEANS

AND

HOUSE COMMITTEE ON FINANCE

January 13, 2014 1:30 P.M.
Auditorium, Hawaii State Capitol

In consideration of
**INFORMATIONAL BRIEFING RELATING TO
THE STATE DEPARTMENT OF HUMAN SERVICES BUDGET**

Honorable Chair Ige, and Honorable Chair Luke, and Members of the Senate Committee on Ways and Means and House Committee on Finance, thank you for the opportunity to provide you with comments regarding the Department of Human Services – Hawaii Public Housing Authority budget programs HMS 220, 222 and 229.

The Hawaii Public Housing Authority's (HPHA's) mission is to promote adequate and affordable housing, economic opportunity and a suitable living environment free from discrimination through its public housing and rental assistance programs. The HPHA serves the State's most vulnerable populations, including those earning less than thirty percent of the Area Median Income (AMI), the disabled and the elderly.

During 2013:

- Closed an eleven year Corrective Action Order with the U.S. Department of Housing and Urban Development (HUD), which involved federal oversight in all areas including procurement, obligation of federal capital funds, and the operation of public housing and financial management.
- Fulfilled the Consent Agreement and Final Order by the U.S. Environmental Protection Agency which involved the converting or closing of all of HPHA's large capacity cesspools statewide.

- Improved statewide average occupancy in public housing from 89% in 2012 to 97% as of today.
- \$135 million dollar renovation of the Towers of Kuhio Park was successfully completed, and is the first public-private partnership between a private developer and the HPHA.
- Over \$65 million in contracts with State Capital Improvement Project (CIP) appropriations, and over \$45 million in contracts with Federal Capital Fund Program (CFP) funds to support the repair, maintenance, and modernization of public housing units throughout the State of Hawaii.

The HPHA respectfully requests the continued support of the Legislature as we continue to provide shelter to working families who are waiting for subsidized housing to assist them as they strive to improve their self-sufficiency. The Administration's supplemental budget request seeks \$15 million in General Funds and \$20 million in General Obligation Bonds. This appropriation will provide the agency with critical cost elements in tackling the backlog of approximately half a billion (\$0.5) in capital needs, and your assistance with this year's CIP allocation is very important.

AMP 30 – Puuwai Momi Estimated Construction \$14,000,000
Building, unit interior and site improvements; Structural and concrete spalling repairs; repainting; reroofing; solar and other energy improvements; repaving and sitework, accessibility features.

AMP 44 – Kauiokalani Estimated Construction \$14,500,000
Building, unit interior and site improvements; Structural and termite repairs; repainting, reroofing; solar and other energy improvements; accessibility features.

Security Enhancements Estimated Construction \$5,000,000
Decrease the amount of criminal activity through a combination of increased security design enhancements which include the installation of security fences, increased lighting, resident ID card system and security camera systems.

Due to the age of our housing inventory , and unexpected issues that often occur, the HPHA respectfully requests your consideration for a lump sum budget request (as you have done in the past), which will provide the agency with the flexibility of managing and expending capital funds in an expeditious manner. The condition of a property can change in an instant by tenants who drive their vehicles into buildings, set their units on fire, discovering heavy mold after removing drywall, or by the occasional act of nature that sends a boulder down a hill into a newly renovated building (like at Kalihi Valley Homes) as it did happen before.

The HPHA respectfully requests \$422,781 in General Funds to maintain security operations at current levels at various Asset Management Projects. The HPHA currently provides security guards at twelve (12) out of our 85 properties. These

properties are located in neighborhoods with higher crime rates, and at some of the elderly and disabled sites. In 2005, the Legislature inserted into the budget that security services would be provided at certain properties, and an original number of \$1,937,337 million was provided in General Funds to pay for the security services. However, a "Reduction in Security Services" line item reduced the amount by \$422,781. At that time, the \$1,514,556 amount was sufficient in contracting security services, but over the years, inflation has increased the cost for our existing security services, and the HPHA is requesting the "Reduction in Security Services" line item to be removed so the HPHA can maintain the current level of security services that are being provided.

The HPHA appreciates the opportunity to provide the Senate Committee on Ways and Means and the House Committee on Finance with comments regarding the Department of Human Services – Hawaii Public Housing Authority budget programs HMS 220, 222 and 229.

**SENATE COMMITTEE ON WAYS AND MEANS
HOUSE COMMITTEE ON FINANCE
INFORMATIONAL BRIEFING FOR SUPPLEMENTAL BUDGET 2015**

**DAVID HIPP, EXECUTIVE DIRECTOR
OFFICE OF YOUTH SERVICES**

Overview

The Legislature established the Office of Youth Services (OYS) in 1989 to provide leadership in developing and coordinating a comprehensive continuum of services to prevent and reduce juvenile delinquency and enhance public safety.

In FY '13, OYS continued funding for more than 90 contracts to community-based agencies to enhance the continuum of services to address the needs of at-risk youth and their families statewide. Additionally, OYS has been involved in numerous statewide initiatives to improve the service delivery to youth and families by strengthening collaborations with the public and private sector youth serving agencies, including:

- Initiated planning for a pilot juvenile justice diversion system, Ho'opono Mamo, designed to steer youth away from the juvenile justice system to a pathway of supportive programs to help them address those issues that may be leading to risky or harmful behavior.
- Continued to work closely with the courts in all four judicial circuits to expand community-based treatment and monitoring as alternatives to confinement at the Hawaii Youth Correctional Facility (HYCF). This effort resulted in a 25% decrease in admissions.
- Continued to strengthen communication between the Judiciary and State Agencies Department of Health (DOH), Department of Education (DOE), Department of Human Services (DHS) and OYS/HYCF to ensure the delivery of appropriate services for youth in a seamless and collaborative manner.
- Actively participated with DHS, DOE, DOH and the Judiciary to implement "Wrap Hawaii" – a collaborative pilot program to more effectively address the complex needs of at-risk youth through integrated case planning between agencies.
- Expanded the rehabilitative opportunities available to our youth through program development and implementation in collaboration with community resources. An example is the collaboration with University of Hawaii professor, Thao Le, Ph.D., to implement a pilot project to teach mindfulness techniques to the youth at HYCF that has yielded promising preliminary data results.

Federal Funds

The Office of Juvenile Justice Delinquency and Prevention (OJJDP), Title V Delinquency Prevention Program, catalog number 16.548, received no federal appropriations for federal fiscal years 2012 and 2013. Current funding (FFY '11) in the amount of \$47,000 supports an out-of-school suspension program on Kauai provided by Hale Kipa, Inc. Approximately 40 youth are being served in the program. Without the program, these youth will have major challenges re-connecting with their respective schools and thus, would be a contributing factor to crime and delinquency.

Title II Formula Grant Program, catalog number 16.540, supports state agencies and community-based organizations in preventing youth at-risk of becoming delinquent and/or reducing the path of incarceration in secure facilities. The funding supports front-end programs that allow nonprofit organizations to serve youth on probation or those arrested. This also includes research in order to strategize and enhance existing or creating new programs. More than 500 youth are served each year. Without the funding support, the community faces the likelihood of increase criminal activities which adds to our overburden adult criminal justice system. The Formula Grant Program fund amount is \$400,000.

Juvenile Accountability Block Grant (JABG) Program, catalog number 16.523, supports all four counties with programs that serve youth who are in the juvenile justice system. Its primary focus area is providing the least restrictive environment for court-involved youth. These include Kauai Teen Court, Maui POI program, City and County Juvenile Justice Center, and Big Island Family Management Program. Without the programs, youth served will most likely be referred to court after being arrested. More than 2,000 youth are served each year. The JABG funding support is \$173,413.

Budget Request

In August of 2013, Governor Neil Abercrombie, Chief Justice Mark Recktenwald, Senate President Donna Mercado Kim, and House Speaker Joseph Souki established the Hawaii Juvenile Justice Working Group to develop policy recommendations that will accelerate reductions in the state's use of secure beds for lower-level juvenile offenders while protecting public safety and increasing positive outcomes for youth, families, and communities.

The Working Group's efforts have resulted in a comprehensive set of policy recommendations that will improve the return Hawaii receives from its investment in juvenile justice. By focusing secure beds on juveniles who pose a public safety risk and strengthening community supervision practices across the islands, the recommendations will put more Hawaii youth on the track toward productive, law-abiding lives, and ensure that taxpayer resources are used efficiently.

Taken together, the policies are expected to reduce the HYCF population by at least 60 percent by 2019, producing savings of approximately \$11 million dollars over the next five fiscal years, and provide for reinvestment in local jurisdictions. Through this Juvenile Justice Reinvestment Initiative, family court judges and probation officers will have more effective supervision and rehabilitation options, leading to reduced recidivism and increased public safety.

OYS's supplemental budget request was submitted in October of this past year, prior to the final report issued by the Working Group. Therefore, OYS was unable to include specific funding requests to support the recommendations.

However, the Governor's proposed budget was based on nationally recognized best practices in the field of juvenile justice and it reflects an increased investment in effective programs for youth that are not inconsistent with the Working Group's recommendations. All of the proposals are ultimately designed to reduce delinquency and decrease the reliance on incarceration as a solution to juvenile delinquency.

Specifically, and in order of priority, the Governor's proposed budget includes additional funding in HMS 501 for the following:

1. Family Strengthening Services Program: \$1,000,000
 - The functioning level of the family is a very strong determinant in the outcomes (positive and negative) for youth in the juvenile justice system. Research identifies family dysfunction as the key contributor to a youth's involvement in juvenile justice. Restoring "strong, nurturing families" to reduce crime aligns with the Governor's New Day in Hawaii plan.
2. Resources for Enrichment, Athletics, Culture and Health (R.E.A.C.H.): \$3,100,000
 - Middle school aged children represent 45%+ of all first time arrests of juveniles in Hawaii with the majority of the those arrests being for status offenses. Quality after-school programming can significantly help to improve better attendance, school engagement, and achievement. Relationships, connections, and school engagement are of critical importance to help reach youth who are at the greatest risk to engage in at-risk behaviors such as truancy, substance abuse and delinquency.
3. Additional Funding for Assessment and Intake Service Centers: \$400,000
 - Assessment and intake service centers will facilitate efficient prevention, diversion and intervention service delivery at the "front end" (i.e. following arrests) of the juvenile justice system. The centers will strengthen collaboration with other youth-serving agencies, both public and private, and assist in the provision of more efficient and effective range of services for our at-risk youth, and will contribute to preventing further penetration into the juvenile justice/court system(s).
4. Establish 3.0 Additional Youth Parole Officer Positions: \$63,198
 - A thriving parole program is a critical component of any effective juvenile justice system. This is consistent with the requirements of HRS §352-24 that establishes a statewide program of juvenile parole, however there are an insufficient number of parole officers to effectively supervise youth in all 4 counties. Youth parolees on the neighbor islands have no one to immediately turn to in times of need or crisis. An expanded parole program will contribute to the reintegration of youth with their families and communities, and will contribute significantly to reducing the need for incarceration.
5. Expansion of Truancy Prevention Program: \$400,000
 - Truancy is widely recognized as a "gateway crime" to further involvement in the juvenile justice system. Over 50% of Hawaii's youth become involved in the state's juvenile justice system through status offenses such as truancy. Expanding truancy prevention will be a key factor in reducing penetration into the court system. Additionally, school attendance has been shown to be the significant predictor of school success, success in work force development and the job market.

Additionally, legislation is being developed and will be filed that reflects all of the Working Group's recommendations and it is likely that this legislation will include additional funding requests specific to the recommendations.

The OYS thanks Chair Ige and Chair Luke and the members of their respective committees for this opportunity to present our supplemental budget for FY 2015. We look forward to working with you this upcoming legislative session and to advancing juvenile justice reform.

Department of Human Services
Prioritized List of Functions

Table 1

<u>Priority</u>	<u>Description of Function</u>	<u>Activities</u>	<u>Prog ID(s)</u>	<u>Statutory Reference</u>
1	Ensure the safety and welfare of youth at HYCF	Maintaining safety and security; providing rehabilitative services	HMS 503	HRS 352 , 352D
1	Ensure the safety and welfare of youth on parole	Monitoring youth; coordinating services; strengthening families	HMS 503	HRS 352 , 352D
1	Determine eligibility for and provide financial, food stamp and energy assistance payments to qualifying individuals and families	Financial Assistance Program (FAP) (HMS 202, HMS 204, and HMS 211) activities include, but are not limited to, issuance of cash benefits for food, clothing, shelter, and other essentials to households eligible for TANF, TAONF, GA or AABD program. Supplemental Nutrition Assistance Program (SNAP), formerly known as Food Stamp Program, provides low-income households with electronic benefits they can use like cash at most grocery stores, to ensure that they have access to a healthy diet. SNAP and cash assistance are issued through the BESSD eligibility staffing (HMS 236). SNAP also provides outreach and nutrition education services to SNAP recipients and eligible households (HMS 903). LIHEAP (HMS 206) provides one time payments in the form of credits to utility accounts to eligible low income households. Administrative oversight of these services are provided through the BESSD Administration (HMS 903)	HMS 202, 204, 206, 211, 236, 903	HRS 346-51; PRWORA Pub L. 104-193

Department of Human Services
 Prioritized List of Functions

Table 1

<u>Priority</u>	<u>Description of Function</u>	<u>Activities</u>	<u>Prog ID(s)</u>	<u>Statutory Reference</u>
1	Federal Low Income Public Housing Program	HPHA provides rental housing to approximately 5300 extremely low income families; rents tied to income, not to exceed thirty percent adjusted gross income. Under the public housing program, the HPHA is responsible for developing new public housing projects, determining eligibility requirements and rental rates, processing applications and maintaining the rental property at an acceptable standard. Subsidized by U.S. Dep't. of Housing & Urban Development (HUD).	HMS 220; HMS 229	U.S. Housing Act of 1937; Various Federal Statutes pertaining to HUD; HUD Federal Regulations; 356D-13 HRS
1	State Low Income Public Housing Program	HPHA provides rental housing to approximately 860 extremely low income families; rents tied to income, not to exceed thirty percent adjusted gross income. No General Fund operating subsidies are provided by the State.	HMS 220; HMS 229	§356D-44, HRS
1	Section 8 Housing Choice Voucher Rent Subsidy Program	HPHA provides rental vouchers to approximately 1,900 very low income families to assist in obtaining private market rentals. Beneficiary pays an amount not to exceed thirty percent adjusted gross income with the Housing Authority making housing assistance payments to landlords to bring closer to market rent.	HMS 222; HMS 229	U.S. Housing Act of 1937; Various Federal Statutes pertaining to HUD; HUD Federal Regulations; 356D-13 HRS
1	State Rent Supplement Program	HPHA provides rental vouchers to approximately 380 very low income families to assist in obtaining private market rentals. Beneficiary pays an amount not to exceed thirty percent adjusted gross income with the Housing Authority making housing assistance payments to landlords to bring closer to market rent.	HMS 222; HMS 229	§356D-151, HRS

Department of Human Services
 Prioritized List of Functions

Table 1

<u>Priority</u>	<u>Description of Function</u>	<u>Activities</u>	<u>Prog ID(s)</u>	<u>Statutory Reference</u>
1	Contracts for services to assist the homeless	The State Homeless Programs currently consists of three basic components: development of programs and transitional facilities, provision of shelter and social services, and the management of state owned shelters. In addition to these components, the State Homeless Programs provides the overall administrative policy direction for the homeless programs, including the establishment and amendment of the administrative rules governing the programs; implementation of the Statewide Continuum of Care; and facilitation of the State Interagency Council on Homelessness, the State's homeless strategic planning council. Administrative oversight of these services are provided through the BESSD Administration (HMS 903)	HMS 224, 903	

Department of Human Services
Prioritized List of Functions

Table 1

<u>Priority</u>	<u>Description of Function</u>	<u>Activities</u>	<u>Prog ID(s)</u>	<u>Statutory Reference</u>
1	Provide employment training, support services and social services to individuals and families pursuing self-sufficiency	Activities include, but are not limited to, eligibility determination services and case management, employment preparedness and placement, and support services (child care, transportation and work related expenses) to gear welfare recipients towards self-sufficiency (HMS 236 and 237); domestic violence advocacy, substance abuse treatment, vocational rehabilitation, transitional homeless, and positive youth development services to eligible families through departmental employees and purchase of service (POS) contracts (HMS 903). HMS 903 activities also include provision of general support to BESSD in the form of investigation of welfare fraud, electronic system support, staff development and training, and Electronic Benefit Transfer. Administrative oversight of these services are provided through the BESSD Administration (HMS 903)	HMS 236, 237, 903	HRS 346-102; PRWORA Pub L. 104-193

Department of Human Services
Prioritized List of Functions

Table 1

<u>Priority</u>	<u>Description of Function</u>	<u>Activities</u>	<u>Prog ID(s)</u>	<u>Statutory Reference</u>
1	Determine eligibility for disability assistance and provide vocational rehabilitation services to the blind and disabled and prepare them for employment.	The function of this organizational unit is to administer the statewide programs of six vocational rehabilitation services for persons with physical and mental disabilities, independent living rehabilitation services for persons with severe disabilities, general services for persons who are blind and visually impaired, and the disability determination of claims for social security disability insurance and social supplemental income payments. These programs are in accordance to the Rehabilitation Act of 1973, as amended, the Randolph-Sheppard Vending Stands Act, the Workforce Investment Act of 1998, the Individuals with Disabilities Education Act, the Americans with Disabilities Act, and other applicable federal and state laws, statutes, rules, regulations, policies, and agreements with other state agencies and the federal government.	HMS 238 & 802	Rehabilitation Act of 1973, as amended. Title I, Parts A&B, Section 100-111. 29 USC 720-731. 34 CFR 361. HRS 347-1, 347-2, 347-3, 347-4, 348-1, 348-2. PL 99-506, PL 95-602, PL 97-35, PL 93-112, PL 100-407.

Department of Human Services
Prioritized List of Functions

Table 1

Priority	<u>Description of Function</u>	<u>Activities</u>	<u>Prog ID(s)</u>	<u>Statutory Reference</u>
1	<p>To enable children at risk and children exposed to abuse and neglect to live in a safe and secure environment by providing in-home and out-of-home social services that benefit the children and their families.</p> <p>Child Welfare Services (CWS) has two paramount program objectives:</p> <ol style="list-style-type: none"> 1. Safety – Provide for the safety and well being of children. 2. Permanency -- Return children to a safe home or provide an alternate safe, permanent home. 	<p>The Program meets its objectives by the provision of the following activities and services to children who have been exposed to harm or threat of harm and their families:</p> <ul style="list-style-type: none"> • Child abuse/neglect screening and referral • Child abuse/neglect investigation • 24-hour crisis intervention • Family preservation and support services to prevent placement • Case management • Multi-disciplinary team diagnostic consultation • Individual and family counseling • Group treatment • Intra-family sex abuse treatment • Mothers and infants-at-risk treatment • Permanency planning and adoption • Setting of licensing standards for child caring and child placing organizations • Recruiting, training, certifying, re-certifying, monitoring and supporting foster parents and relative caregivers • Recruiting and approving adoptive homes 	HMS 301	<ol style="list-style-type: none"> 1. Chapter 346-14(2), Hawaii Revised Statutes (HRS), Establish, extend and strengthen services for the protection and care of abused and neglected children. 2. Chapter 346-17, HRS, Authority over and investigation of child placing organizations, child caring institutions, and family foster homes. 3. Chapter 350, HRS, Child Abuse and Chapter 587, HRS, Child Protective Act. 4. Chapter 587A, Child Protective Services Act. 5. Public Law (PL) 96-272, Adoption and Child Welfare Act of 1980. 6. Child Abuse Protection and Treatment Act. 7. PL

Department of Human Services
Prioritized List of Functions

Table 1

<u>Priority</u>	<u>Description of Function</u>	<u>Activities</u>	<u>Prog ID(s)</u>	<u>Statutory Reference</u>
1	Provide child care to working families through payments to child care providers	<p>Activities include, but are not limited to, supporting recipients of public assistance, employed parents, parents in education or training programs, or children in need of child care for protective reasons by providing child care subsidies so that the parents can work, or attend education or job training, in order for families to actively pursue, or maintain, self-sufficiency. In the case of parents active with Child Welfare Services, child care subsidies in provided so parents can complete services that would result in the reunification of the family. Also provides for the recruitment and licensing of child care facilities statewide (HMS 305). Program activities increase the availability of child care available to working low-income parents as well as ensuring the safety of children through the setting of child care standards and the licensing and monitoring of child care providers (HMS 302). Administrative oversight of these services are provided through the BESSD Administration (HMS 903)</p>	HMS 302, 305, 903	HRS 346-151; PRWORA Pub L. 104-193

Department of Human Services
Prioritized List of Functions

Table 1

Priority	Description of Function	Activities	Prog ID(s)	Statutory Reference
1	<p>To ensure an adequate standard of living for children who are removed from their family homes because of abuse, neglect, or inadequate care and supervision. The Program provides payments for room and board and costs related to care or assistance in family preservation, reunification or adoption as mandated by federal and state laws. Substitute caregivers are assisted in providing an adequate standard of living for children in their care by setting and maintaining reimbursement rates for the children's basic living costs.</p>	<ul style="list-style-type: none"> • The program meets its objectives by providing the following payments: Foster board for relative and non-relative out-of-home care • Payment for emergency shelter care • Payments for children living with permanent custodians or legal guardians • Maintenance payments for former foster youth attending higher education • Assistance to foster parents, adoptive parents and permanent custodians/legal guardians for children who present difficulties in their physical, emotional or psychological functioning • Subsidies to facilitate adoption for children with special needs • Payments cover basic daily living needs and other essentials such as clothing, transportation to school, medical care, and visitation services to facilitate reunification or to prevent out of home placement. 	HMS 303	<ol style="list-style-type: none"> 1. Chapter 346-14(2), Hawaii Revised Statutes (HRS), Establish, extend and strengthen services for the protection and care of abused and neglected children. 2. Chapter 346-17, HRS, Authority over and investigation of child placing organizations, child caring institutions, and family foster homes. 3. Chapter 587A, Child Protective Services Act 4. Public Law (PL) 96-272, Adoption and Child Welfare Act of 1980. 5. PL 105-89, Adoption and Safe Families Act. 6. Public Law 110-351, Fostering Connections to Success and Increasing Adoptions

Department of Human Services
Prioritized List of Functions

Table 1

Priority	<u>Description of Function</u>	<u>Activities</u>	<u>Prog ID(s)</u>	<u>Statutory Reference</u>
1	Determine eligibility for and contract to provide appropriate health care services through the Medicaid program for qualifying persons	Activities include determining eligibility of applicants for medical assistance and administering the medical assistance/insurance program. This eligibility may be for the federal Medicaid program or the State Children's Health Insurance Program, or for the State funded Medicaid-like program. DHS complies with federal requirements. Recipients receive their healthcare primarily through the QUEST program for individuals <65 years, not disabled, and not blind; or otherwise through the QUEST Expanded Access program. A very small number of people in specific circumstances receive services through the fee-for-service program. DHS contracts with, oversees, and makes payments to the participating health plans in these programs. Additionally, DHS works with DOH and DOE to receive federal funding for eligible services provided in schools or in other programs such as the Adult Mental Health Division, Children and Adolescent Mental Health Division, Early Intervention Program, as well as for the developmentally disabled/mentally retarded waiver through the Developmentally Disabled Division. DHS also makes supplemental payments to hospitals.	HMS 401, 902	Title XIX SSA, Section 1102, 49 Stat 647 (42 USC 1302); HRS 346-14, 346-D
1	Adult Protective Services	Receives and investigates reports of abuse, neglect and financial exploitation of vulnerable adults, age 18 and over. Provides crisis intervention to prevent further abuse.	HMS 601	HRS Part X, Ch. 346 - 221-253

Department of Human Services
Prioritized List of Functions

Table 1

<u>Priority</u>	<u>Description of Function</u>	<u>Activities</u>	<u>Prog ID(s)</u>	<u>Statutory Reference</u>
1	Licensure, Certification and Monitoring Compliance (LCMC)	Licenses Case Management Agencies (CMAs); Certifies Community Care Foster Family Homes (CCFFHs) for the elderly and disabled adults statewide. Follow up on complaints regarding DNS Contractor overseeing the CMAS and CCFFHS.	HMS 601	HRS Ch. 346-331-336
1	Adult Day Care Licensing Services (ADCC)	Licenses Adult Day Care Centers statewide. Follows up on complaints	HMS 601	HRS Ch. 346-81 to 85
1	Nurse Aide Training and Competency Evaluation Program; Feeding Assistant Training Program	Establishes the curriculum requirements for state certification of nurse aide training programs and state approval for Federal Recertification Training Programs. Requirements of the training are mandated by Federal and State law	HMS 601	HRS Ch. 346-46, Ch. 457A-2, 42.C.F.R. § 431.10; 440.40
1	Courtesy Repatriate Services	Provides temporary resettlement assistance, care and treatment for U. S. citizens who return from a foreign country because of destitution, illness, threat of war or a similar crisis.	HMS 601	HRS Ch. 346-14, 45 C.F.R. § 212.3
1	Adult Foster Care	Provides placement and case management services in licensed adult residential care homes. to eligible clients who receive Supplemental Security Income (SSI), Medicaid, or financial assistance from the Department.	HMS 601	HRS Ch. 346-14
1	Chore Services	Provides essential in-home housekeeping services to enable eligible disabled clients, who do not meet the eligibility requirements of MQD's QExA, to remain in the community. To receive chore services, an individual must be eligible for Supplemental Security Income (SSI), Medicaid, or financial assistance from the Department.	HMS 601	HRS Ch. 346-14

Department of Human Services
 Prioritized List of Functions

Table 1

<u>Priority</u>	<u>Description of Function</u>	<u>Activities</u>	<u>Prog ID(s)</u>	<u>Statutory Reference</u>
1	Community Based Residential Support	Provides State Supplemental Payments (SSP) to recipients who are eligible to receive Supplemental Security Income (SSI) from the Social Security Administration as they are aged, blind or disabled, living in a Domiciliary Care Home or Community Care Foster Family Home and are in need of additional funds to pay for their room and board.	HMS 605	HRS Ch. 346-53

Department of Human Services
 Prioritized List of Functions

Table 1

Priority	Description of Function	Activities	Prog ID(s)	Statutory Reference
1	<p>Provide assistance in the development of long range goals and coordinate research, planning, programming and action on the opportunities, needs, problems and contributions of women in Hawaii.</p> <p>Legislative Advocacy</p> <p>Women's Health Advocacy</p> <p>Women's History Month</p> <p>Women's Political Participation</p> <p>Women's Pay Equity</p>	<p>The Hawaii State Commission on the Status of Women has worked to ensure women and girls full and equal coverage under the law by informing governmental and non-governmental agencies and the public of women's rights, opportunities, contributions, and responsibilities; advocating for the enactment or revision of laws and/or policies that eliminate gender discrimination; identifying and supporting programs and projects that address women's concerns and needs; and establishing and maintaining an active presence in the community by facilitating information dissemination, acting as a liaison, clearinghouse, and coordinating body for issues relating to women.</p> <p>Participation in Hawaii Women's Coalition; researching and tracking legislation pertinent to issues affecting women.</p> <p>Women's Health Month: Maximizing public awareness of women's health issues through public health workshops, health fairs and lectures.</p> <p>Oral History Collection: Commemorates Women's History Month by collecting interviews and oral history from Hawaii's women.</p> <p>Ready to Run Campaign: The Commission offers a one day training for potential female candidates for public office.</p> <p>The Commission holds "wage club" meetings for women to discuss</p>	HMS 888	HRS 367-1, 367-2, 367-3

Department of Human Services
Prioritized List of Functions

Table 1

Priority	<u>Description of Function</u>	<u>Activities</u>	<u>Prog ID(s)</u>	<u>Statutory Reference</u>
1	<p>To enhance program effectiveness and efficiency by formulating policies, administering operations and personnel, planning, development, and implementation of a comprehensive statewide social service program that includes adult community care services (ACCS) and child welfare services (CWS) within the Social Services Division. The program meets its objectives by developing division level plans, providing basic/introductory program specific skills and computer trainings to new employees and beyond-introductory training to eligible employees, conducting federal/internal compliance reviews, processing computer system/equipment requests for modification, processing of Medicaid waiver client payments, and executing contracts and monitoring of contract providers.</p>	<ul style="list-style-type: none"> • planning • budget coordination and monitoring • staff training • contracting and contracts monitoring • grants management and staff compliance monitoring • information system development and maintenance 	HMS 901	<p>7. Chapter 346-14(5) and Chapter 346-14 (6), Hawaii Revised Statutes (HRS), Establish, extend and strengthen services for the protection and care of abused and neglected children.</p> <p>8. Chapter 346-17, HRS, Authority over and investigation of child placing organizations, child caring institutions, and family foster homes.</p> <p>9. Chapter 587A, Child Protective Services Act</p> <p>10. Public Law (PL) 96-272, Adoption and Child Welfare Act of 1980.</p> <p>11. PL 105-89, Adoption and Safe Families Act.</p> <p>Public Law 110-351, Fostering Connections</p>

Department of Human Services
Prioritized List of Functions

Table 1

<u>Priority</u>	<u>Description of Function</u>	<u>Activities</u>	<u>Prog ID(s)</u>	<u>Statutory Reference</u>
1	Provide overall direction and administration to the Department, including budget development and execution, maintenance of accounting and client records, research, analysis and information management services, and assuring compliance with Federal and State laws and regulations.	Formulating Overall Policies – Plan and develop short- and long-range programs to achieve the objectives of the major program areas within the Department; evaluate program policies and procedures and initiate changes when applicable; propose State and Federal legislation and conduct research related to program needs.	HMS 904	HRS 346-2, 346-6, 346-7, 346-14
1	Provide overall direction and administration to the Department, including budget development and execution, maintenance of accounting and client records, research, analysis and information management services, and assuring compliance with Federal and State laws and regulations.	Directing Operations and Personnel – Evaluate quality and quantity of services rendered by programs; conduct studies and develop management improvement programs; enhance employee skills and improve work performance through in-services training and staff development programs; safeguard employee health and welfare; assure adequate and appropriate work force to maintain a satisfactory operational level; and participate in labor relations and collective bargaining contract negotiations.	HMS 904	HRS 346-2, 346-6, 346-7, 346-14
1	Provide overall direction and administration to the Department, including budget development and execution, maintenance of accounting and client records, research, analysis and information management services, and assuring compliance with Federal and State laws and regulations.	Providing Other Administrative Services – Maintain a system of fiscal control and reporting on state, federal and other funds; maintain a system of purchasing, disbursement and inventory management; provide technical assistance to program managers in budget preparation and execution; develop, install and maintain an effective information system; and coordinate rules and regulations for programs.	HMS 904	HRS 346-2, 346-6, 346-7, 346-14
1	Transportation Assistance for Resident Aliens and Naturalized Citizens (Federal Requirement)	Enables seniors, age 60 and over, C4 who are resident aliens or naturalized citizens to return to homelands outside the United States.	HMS 601	HRS Ch. 346-141-146

Department of Human Services
Prioritized List of Functions

Table 1

<u>Priority</u>	<u>Description of Function</u>	<u>Activities</u>	<u>Prog ID(s)</u>	<u>Statutory Reference</u>
2	Provide prevention/diversion/intervention services to prevent delinquency and reduce recidivism	Funding and coordinating a continuum of services for at-risk youth in the community	HMS 501	HRS 352D
2	Foster Grandparent Program	Provides stipends to enable low-income older adults to assist children with special and exceptional needs in schools, Head Start sites, and non-profit organizations.	HMS 601	HRS Ch. 346-56, 42,. C.F.R. §1208.1-2
2	Senior Companion Program	Provides stipends to low income older adults who provide in-home companionship and limited personal care to frail elders and provide respite and relief for caregivers.	HMS 601	HRS, Ch. 346-56, 42 C.F.R. § 1207.1
2	Respite Companion Service Program	Provides training/employment for low-income older adults the opportunity to learn job readiness skills at designated adult day care and day health facilities or within the homes of older adults, with the goal of preparing them for employment opportunities.	HMS 601	HRS Ch.. 346-14, Part II, 346-56, 29 C.F.R. § 89-19
2	Facilitate optimum service delivery between agencies, other departments and the non-profits	Monitoring, reviewing and evaluating youth services as they relate to the coordination and integration of the youth service system	HMS 501	HRS 352D

Department of Human Services
Department Totals

Table 2

Fiscal Year 2014				
Act 134/13 Appropriation	Restriction	Emergency Appropriations	Total FY14	MOF
\$ 1,126,872,094	\$ (5,061,025)	\$ 6,020,727	\$ 1,127,831,796	A
\$ 6,919,927			\$ 6,919,927	B
\$ 1,419,038,681			\$ 1,419,038,681	N
\$ 17,472,587			\$ 17,472,587	P
\$ 10,000			\$ 10,000	R
\$ 12,382,003			\$ 12,382,003	U
\$ 8,336,627			\$ 8,336,627	W
\$ 2,591,031,919	\$ (5,061,025)	\$ 6,020,727	\$ 2,591,991,621	Total
Fiscal Year 2015				
Act 134/13 Appropriation	Reductions	Additions	Total FY15	MOF
\$ 1,173,664,405	\$ (93,384)	\$ 41,943,020	\$ 1,215,514,041	A
\$ 5,939,604			\$ 5,939,604	B
\$ 1,455,089,654	\$ (320,000)	\$ 80,576,063	\$ 1,535,345,717	N
\$ 17,731,799			\$ 17,731,799	P
\$ 10,000			\$ 10,000	R
\$ 12,382,003			\$ 12,382,003	U
\$ 8,632,983		\$ 505,575	\$ 9,138,558	W
\$ 2,673,450,448	\$ (413,384)	\$ 123,024,658	\$ 2,796,061,722	Total

Department of Human Services
Program ID Totals

Table 3

Prog ID	Program Title	MOF	As appropriated by Act 134/13 (FY15)			Governor's Submittal (FY15)			
			Pos (P)	Pos (T)	\$\$\$	Pos (P)	Pos (T)	\$\$\$	Percent Change of \$\$\$\$
HMS 202	AGED, BLIND AND DISABLED PAYMENTS	A	0.00	0.00	4,029,480	0.00	0.00	4,029,480	0.00%
HMS 204	GENERAL ASSISTANCE PAYMENTS	A	0.00	0.00	21,289,056	0.00	0.00	23,931,052	12.41%
HMS 206	FEDERAL ASSISTANCE PAYMENTS	N	0.00	0.00	5,108,943	0.00	0.00	5,478,053	7.22%
HMS 211	CASH SUPPORT FOR FAMILIES PURSUING SELF-SUFFICIENCY-TANF-MOE	A	0.00	0.00	22,694,156	0.00	0.00	22,694,156	0.00%
HMS 211	CASH SUPPORT FOR FAMILIES PURSUING SELF-SUFFICIENCY-TANF-MOE	N	0.00	0.00	44,000,000	0.00	0.00	44,000,000	0.00%
HMS 220	RENTAL HOUSING SERVICES	A	0.00	0.00	4,301,556	0.00	0.00	4,724,337	9.83%
HMS 220	RENTAL HOUSING SERVICES	N	200.00	7.50	37,968,721	200.00	7.50	77,863,622	105.07%
HMS 220	RENTAL HOUSING SERVICES	W	13.00	0.00	4,062,417	21.00	0.00	4,301,931	5.90%
HMS 222	RENTAL ASSISTANCE SERVICES	A	1.25	0.00	1,055,928	1.25	0.00	1,055,928	0.00%
HMS 222	RENTAL ASSISTANCE SERVICES	N	16.75	15.00	25,880,614	16.75	15.00	26,042,082	0.62%
HMS 224	HOMELESS SERVICES	A	7.00	0.00	16,015,170	8.00	0.00	18,777,958	17.25%
HMS 224	HOMELESS SERVICES	N	0.00	0.00	626,906	0.00	0.00	626,906	0.00%
HMS 224	HOMELESS SERVICES	P	0.00	0.00	2,366,839	0.00	0.00	2,366,839	0.00%
HMS 229	HAWAII PUBLIC HOUSING AUTHORITY ADMINISTRATION	N	72.00	41.00	34,877,410	72.00	41.00	37,529,740	7.60%
HMS 229	HAWAII PUBLIC HOUSING AUTHORITY ADMINISTRATION	W	20.00	15.00	3,240,366	24.00	18.00	3,506,427	8.21%
HMS 236	CASE MANAGEMENT FOR SELF-SUFFICIENCY	A	303.85	0.00	13,873,075	307.27	0.00	14,018,728	1.05%
HMS 236	CASE MANAGEMENT FOR SELF-SUFFICIENCY	N	239.15	0.00	18,815,365	241.73	0.00	18,963,437	0.79%
HMS 236	CASE MANAGEMENT FOR SELF-SUFFICIENCY	P	0.00	0.00	2,763	0.00	0.00	2,763	0.00%
HMS 237	EMPLOYMENT AND TRAINING	A	0.00	0.00	469,505	0.00	0.00	469,505	0.00%
HMS 237	EMPLOYMENT AND TRAINING	N	0.00	0.00	699,734	0.00	0.00	699,734	0.00%
HMS 238	DISABILITY DETERMINATION	N	45.00	0.00	7,325,287	45.00	0.00	7,325,287	0.00%
HMS 301	CHILD PROTECTIVE SERVICES	A	216.44	0.00	33,157,387	224.92	0.00	33,799,137	1.94%
HMS 301	CHILD PROTECTIVE SERVICES	B	0.00	0.00	1,007,587	0.00	0.00	1,007,587	0.00%
HMS 301	CHILD PROTECTIVE SERVICES	N	192.06	0.00	39,118,113	183.58	0.00	39,247,363	0.33%
HMS 301	CHILD PROTECTIVE SERVICES	P	0.00	0.00	106,225	0.00	0.00	106,225	0.00%
HMS 302	GENERAL SUPPORT FOR CHILD CARE SERVICES	A	19.57	0.00	1,004,142	19.57	0.00	1,004,142	0.00%
HMS 302	GENERAL SUPPORT FOR CHILD CARE SERVICES	N	19.43	0.00	10,883,987	19.43	0.00	10,883,987	0.00%
HMS 303	CHILD PROTECTIVE SERVICES PAYMENTS	A	0.00	0.00	37,585,218	0.00	0.00	43,131,294	14.76%
HMS 303	CHILD PROTECTIVE SERVICES PAYMENTS	N	0.00	0.00	20,657,766	0.00	0.00	23,614,626	14.31%
HMS 305	CASH SUPPORT FOR CHILD CARE	A	0.00	0.00	15,011,811	0.00	0.00	21,011,811	39.97%
HMS 305	CASH SUPPORT FOR CHILD CARE	N	0.00	0.00	38,530,754	0.00	0.00	38,530,754	0.00%
HMS 401	HEALTH CARE PAYMENTS	A	0.00	0.00	899,194,650	0.00	0.00	914,210,650	1.67%
HMS 401	HEALTH CARE PAYMENTS	B	0.00	0.00	3,392,660	0.00	0.00	3,392,660	0.00%
HMS 401	HEALTH CARE PAYMENTS	N	0.00	0.00	1,056,043,163	0.00	0.00	1,083,628,059	2.61%
HMS 401	HEALTH CARE PAYMENTS	P	0.00	0.00	13,216,034	0.00	0.00	13,216,034	0.00%
HMS 401	HEALTH CARE PAYMENTS	U	0.00	0.00	12,000,000	0.00	0.00	12,000,000	0.00%
HMS 501	IN-COMMUNITY YOUTH PROGRAMS	A	14.00	0.00	7,474,901	14.00	1.00	12,374,901	65.55%

Department of Human Services
Program ID Totals

Table 3

Prog ID	Program Title	MOF	As appropriated by Act 134/13 (FY15)			Governor's Submittal (FY15)			
			Pos (P)	Pos (T)	\$\$\$	Pos (P)	Pos (T)	\$\$\$	Percent Change of \$\$\$\$
HMS 501	IN-COMMUNITY YOUTH PROGRAMS	N	0.00	3.50	3,706,297	0.00	3.50	3,706,297	0.00%
HMS 503	HAWAII YOUTH CORRECTIONAL FACILITY	A	124.00	1.00	11,003,239	127.00	1.00	11,066,437	0.57%
HMS 601	ADULT AND COMMUNITY CARE SERVICES	A	66.84	0.00	5,069,317	68.34	0.00	5,216,464	2.90%
HMS 601	ADULT AND COMMUNITY CARE SERVICES	N	8.66	3.00	3,607,815	7.16	3.00	3,607,815	0.00%
HMS 601	ADULT AND COMMUNITY CARE SERVICES	P	0.00	0.00	1,321,390	0.00	0.00	1,321,390	0.00%
HMS 601	ADULT AND COMMUNITY CARE SERVICES	R	0.00	0.00	10,000	0.00	0.00	10,000	0.00%
HMS 601	ADULT AND COMMUNITY CARE SERVICES	U	0.00	0.00	382,003	0.00	0.00	382,003	0.00%
HMS 605	COMMUNITY-BASED RESIDENTIAL SUPPORT SERVICES	A	0.00	0.00	17,810,955	0.00	0.00	17,810,955	0.00%
HMS 802	VOCATIONAL REHABILITATION	A	36.27	3.30	4,009,129	36.27	3.30	4,409,129	9.98%
HMS 802	VOCATIONAL REHABILITATION	N	68.23	6.70	13,820,795	68.23	6.70	13,820,795	0.00%
HMS 802	VOCATIONAL REHABILITATION	W	0.00	0.00	1,330,200	0.00	0.00	1,330,200	0.00%
HMS 888	COMMISSION ON THE STATUS OF WOMEN	A	1.00	1.00	158,547	1.00	1.00	208,547	31.54%
HMS 901	GENERAL SUPPORT FOR SOCIAL SERVICES	A	14.80	0.00	2,193,528	16.00	0.00	2,224,315	1.40%
HMS 901	GENERAL SUPPORT FOR SOCIAL SERVICES	N	4.20	0.00	1,660,539	5.00	0.00	1,689,590	1.75%
HMS 902	GENERAL SUPPORT FOR HEALTH CARE PAYMENTS	A	128.75	9.70	9,141,648	130.50	9.70	11,210,104	22.63%
HMS 902	GENERAL SUPPORT FOR HEALTH CARE PAYMENTS	B	0.56	0.00	1,539,357	0.56	0.00	1,539,357	0.00%
HMS 902	GENERAL SUPPORT FOR HEALTH CARE PAYMENTS	N	136.44	23.30	26,536,630	138.69	23.30	32,904,892	24.00%
HMS 902	GENERAL SUPPORT FOR HEALTH CARE PAYMENTS	P	0.00	0.00	717,484	0.00	0.00	717,484	0.00%
HMS 903	GENERAL SUPPORT FOR SELF-SUFFICIENCY SERVICES	A	45.40	1.59	39,289,549	45.93	1.59	39,950,952	1.68%
HMS 903	GENERAL SUPPORT FOR SELF-SUFFICIENCY SERVICES	N	40.60	1.41	63,674,089	41.07	1.41	63,628,670	-0.07%
HMS 903	GENERAL SUPPORT FOR SELF-SUFFICIENCY SERVICES	P	0.00	0.00	460	0.00	0.00	460	0.00%
HMS 904	DHS GENERAL ADMINISTRATION	A	133.90	5.00	7,832,458	140.70	5.00	8,184,059	4.49%
HMS 904	DHS GENERAL ADMINISTRATION	N	26.10	0.00	1,546,726	26.30	0.00	1,554,008	0.47%
HMS 904	DHS GENERAL ADMINISTRATION	P	0.00	0.00	604	0.00	0.00	604	0.00%

Department of Human Services
Budget Request Decisions

Table 4

HMS	Description of Request	MOF	Initial Department Request			Initial Budget & Finance Recommendation			Governor's Final Decision		
			Pos (P)	Pos (T)	\$\$\$	Pos (P)	Pos (T)	\$\$\$	Pos (P)	Pos (T)	\$\$\$
236LC	Transfer in operating costs from HMS 903FA	A			\$ 84,232.00			\$ 84,232.00			\$ 84,232.00
236LC	Transfer in operating costs from HMS 903FA	N			\$ 62,780.00			\$ 62,780.00			\$ 62,780.00
903FA	Transfer out operating costs to HMS 236LC	A			\$ (84,232.00)			\$ (84,232.00)			\$ (84,232.00)
903FA	Transfer out operating costs to HMS 236LC	N			\$ (62,780.00)			\$ (62,780.00)			\$ (62,780.00)
204PD	Increase General Asst pgm benefit rate, funding	A			\$ 5,283,912.00			\$ -			\$ 2,641,996.00
305PK	Restructure Project Open Doors pymt tiers	A			\$ 2,500,000.00			\$ 2,500,000.00			\$ 2,500,000.00
305PK	Support access to Center-Based Care	A			\$ 3,500,000.00			\$ 3,500,000.00			\$ 3,500,000.00
303WP	Increase Foster Care board rate	A			\$ 5,546,076.00			\$ 5,546,076.00			\$ 5,546,076.00
303WP	Increase Foster Care board rate	N			\$ 2,956,860.00			\$ 2,956,860.00			\$ 2,956,860.00
401PE	Medicaid svcs for Autism Spectrum Disorder	A			\$ 15,804,900.00			\$ -			\$ -
401PE	Medicaid svcs for Autism Spectrum Disorder	N			\$ 17,019,400.00			\$ -			\$ -
401PE	Add funds for Adult Mental Health Division	A			\$ 12,101,776.00			\$ 9,000,000.00			\$ 9,000,000.00
401PE	Add funds for Adult Mental Health Division	N			\$ 2,422,898.00			\$ 1,776,793.00			\$ 1,776,793.00
401PE	Fund Health Home Svcs under Medicaid	A			\$ 2,016,000.00			\$ 2,016,000.00			\$ 2,016,000.00
401PE	Fund Health Home Svcs under Medicaid	N			\$ 18,144,000.00			\$ 18,144,000.00			\$ 18,144,000.00
401PE	Increase prospective pymt rates for Nursing Facilities	A			\$ 2,376,754.00			\$ -			\$ -
401PE	Increase prospective pymt rates for Nursing Facilities	N			\$ 2,560,145.00			\$ -			\$ -
401PE	Increase prospective pymt rates for Acute Hospital facilities	A			\$ 4,754,225.00			\$ -			\$ -
401PE	Increase prospective pymt rates for Acute Hospital facilities	N			\$ 5,119,555.00			\$ -			\$ -
401PE	Restore Adult Dental coverage for Quest pgm	A			\$ 7,089,325.00			\$ 4,000,000.00			\$ 4,000,000.00
401PE	Restore Adult Dental coverage for Quest pgm	N			\$ 18,640,176.00			\$ 7,664,103.00			\$ 7,664,103.00
206PF	Increase federal funding - grant increase	N			\$ 369,110.00			\$ 369,110.00			\$ 369,110.00
224HS	Add funds for Housing First Pgm	A			\$ 1,500,000.00			\$ 1,500,000.00			\$ 1,500,000.00
224HS	Add funds for Next Step Shelter common area maintenance costs	A			\$ 40,000.00			\$ 40,000.00			\$ 40,000.00
224HS	Add Homeless Pgm Splct pstn	A	1.00		\$ 22,788.00	0.00		\$ -	1.00		\$ 22,788.00
224HS	Add funds for utility costs at Kalaeloa shelters	A			\$ 1,700,000.00			\$ 1,200,000.00			\$ 1,200,000.00
236LC	Add 10.00 permanent Elig Wkr pstns for Quality Maintenance	A	5.70		\$ 108,210.00	0.00		\$ -	2.85		\$ 54,105.00
236LC	Add 10.00 permanent Elig Wkr pstns for Quality Maintenance	N	4.30		\$ 150,265.00	0.00		\$ -	2.15		\$ 75,133.00
236LC	Add 2.00 permanent Office Asst pstns for Kauai processing center	A	1.14		\$ 14,631.00	0.57		\$ 7,316.00	0.57		\$ 7,316.00
236LC	Add 2.00 permanent Office Asst pstns for Kauai processing center	N	0.86		\$ 20,317.00	0.43		\$ 10,159.00	0.43		\$ 10,159.00
903FA	Add 2.00 permanent Investigator pstns	A	1.06		\$ 21,270.00	0.53		\$ 10,635.00	0.53		\$ 10,635.00
903FA	Add 2.00 permanent Investigator pstns	N	0.94		\$ 34,721.00	0.47		\$ 17,361.00	0.47		\$ 17,361.00
903FA	Add funds for Data Svcs overpayment recovery	A			\$ 35,000.00			\$ -			\$ 35,000.00

Department of Human Services
Budget Request Decisions

Table 4

HMS	Description of Request	MOF	Initial Department Request			Initial Budget & Finance Recommendation			Governor's Final Decision		
			Pos (P)	Pos (T)	\$\$\$	Pos (P)	Pos (T)	\$\$\$	Pos (P)	Pos (T)	\$\$\$
903FA	Add funds for Content Management enhancements	A			\$ 500,000.00			\$ -			\$ -
903FA	Add funds for SSI advocacy services	A			\$ 500,000.00			\$ 500,000.00			\$ 500,000.00
903FA	Add funds for SNAP outreach state match	A			\$ 200,000.00			\$ -			\$ 200,000.00
903FA	Relocation to Kamamalu Building	A			\$ 570,000.00			\$ -			\$ -
903FA	Relocation to Kamamalu Building	N			\$ 344,000.00			\$ -			\$ -
301SA	Adjustment to FTE position counts	A	8.48			8.48			8.48		
301SA	Adjustment to FTE position counts	N	(8.48)			(8.48)			(8.48)		
301SA	Add funds for Data Svcs ID & location of family members	A			\$ 15,750.00			\$ -			\$ 15,750.00
301SA	Add funds for Data Svcs ID & location of family members	N			\$ 5,250.00			\$ -			\$ 5,250.00
301SA	Add 1.00 permanent pstn for CWS PD Ofc	A	0.60		\$ 14,623.00	0.00		\$ -	0.00		\$ -
301SA	Add 1.00 permanent pstn for CWS PD Ofc	N	0.40		\$ 13,798.00	0.00		\$ -	0.00		\$ -
301SA	Add funds for CWS Staff Recruitment pgm	A			\$ 262,500.00			\$ -			\$ -
301SA	Add funds for CWS Staff Recruitment pgm	N			\$ 87,500.00			\$ -			\$ -
301SA	Wraparound Services	A			\$ 126,000.00			\$ 126,000.00			\$ 126,000.00
301SA	Wraparound Services	N			\$ 24,000.00			\$ 24,000.00			\$ 24,000.00
301SA	Svcs for child victims of human trafficking, sex	A			\$ 300,000.00			\$ -			\$ 300,000.00
301SA	Svcs for child victims of human trafficking, sex	N			\$ 100,000.00			\$ -			\$ 100,000.00
601TA	Adjustment to FTE position counts	A	1.50			1.50			1.50		
601TA	Adjustment to FTE position counts	N	(1.50)			(1.50)			(1.50)		
601TA	Re-engineering of Adult Protective Svcs	A			\$ 147,147.00			\$ 147,147.00			\$ 147,147.00
901MA	Relocation to Kamamalu Building	A			\$ 318,635.00			\$ -			\$ -
901MA	Add 3.00 permanent pstns in Support Services Office for POS	A	1.80		\$ 43,099.00	1.20		\$ 30,787.00	1.20		\$ 30,787.00
901MA	Add 3.00 permanent pstns in Support Services Office for POS	N	1.20		\$ 42,242.00	0.80		\$ 29,051.00	0.80		\$ 29,051.00
401PE	Fund Hawaii Immigrant Health Initiative	A			\$ 550,000.00			\$ -			\$ -
902IA	Add funds for security remediation for KOLEA system	A			\$ 400,000.00			\$ 400,000.00			\$ 400,000.00
902IA	Add funds for security remediation for KOLEA system	N			\$ 3,600,000.00			\$ 3,600,000.00			\$ 3,600,000.00
902IA	Add funds for computer workstations to support KOLEA system	A			\$ 50,000.00			\$ 50,000.00			\$ 50,000.00
902IA	Add funds for computer workstations to support KOLEA system	N			\$ 50,000.00			\$ 50,000.00			\$ 50,000.00
902IA	Add funds for Hawaii Health Information Exchange	A			\$ 200,000.00			\$ -			\$ 200,000.00
902IA	Add funds for Hawaii Health Information Exchange	N			\$ 1,800,000.00			\$ -			\$ 1,800,000.00
902IA	Change MOF for outstationed EW's for FQHC	A			\$ 320,000.00			\$ 320,000.00			\$ 320,000.00
902IA	Change MOF for outstationed EW's for FQHC	N			\$ (320,000.00)			\$ (320,000.00)			\$ (320,000.00)

Department of Human Services
Budget Request Decisions

Table 4

HMS	Description of Request	MOF	Initial Department Request			Initial Budget & Finance Recommendation			Governor's Final Decision		
			Pos (P)	Pos (T)	\$\$\$	Pos (P)	Pos (T)	\$\$\$	Pos (P)	Pos (T)	\$\$\$
802GA	Continue funding for Comprehensive Center for the Deaf from Act 218/13	A			\$ 400,000.00			\$ 400,000.00			\$ 400,000.00
802GA	Restore GF for Rehab Teacher pstn	A			\$ 26,813.00			\$ -			\$ -
802GA	Relocation to Kamamalu Building	A			\$ 130,000.00			\$ -			\$ -
501YA	Establishment of Regional Directors	A	4.00		\$ 160,000.00	0.00		\$ -	0.00		\$ -
501YA	Add funds for Assessment Service Centers	A			\$ 400,000.00			\$ -			\$ 400,000.00
501YA	Ke Kama Pono Safehouse Expansion	A			\$ 1,613,300.00			\$ -			\$ -
501YA	Expansion of Truancy Prevention Program	A			\$ 400,000.00			\$ -			\$ 400,000.00
501YA	Family Strengthening Services Program	A			\$ 1,000,000.00			\$ -			\$ 1,000,000.00
501YA	Establish Youth Circle/Ohana Conferencing Pgm	A			\$ 500,000.00			\$ -			\$ -
501YA	Relocation to Kamamalu Building	A			\$ 179,420.00			\$ -			\$ -
501YA	Services for Juvenile Justice victims of human trafficking	A			\$ 250,000.00			\$ -			\$ -
503YB	Add 3.00 permanent Youth Parole Officer pstns	A	3.00		\$ 63,198.00	3.00		\$ 63,198.00	3.00		\$ 63,198.00
888CW	Add funds for National Womens Conference	A			\$ 50,000.00			\$ 50,000.00			\$ 50,000.00
904AA	Restore 1.00 permanent Management Analyst pstn	A	1.00		\$ 30,747.00	0.00		\$ -	0.00		\$ -
904AA	Add 1.00 General Professional pstn for Administrative Appeals Office	A	0.80		\$ 23,987.00	0.80		\$ 23,987.00	0.80		\$ 23,987.00
904AA	Add 1.00 General Professional pstn for Administrative Appeals Office	N	0.20		\$ 7,282.00	0.20		\$ 7,282.00	0.20		\$ 7,282.00
904AA	Add Deputy Director and Private Secretary	A	2.00		\$ 169,982.00	1.00		\$ 113,763.00	1.00		\$ 113,763.00
904AA	Restore 11.00 permanent Fiscal Management Office pstns	A	11.00		\$ 195,693.00	4.00		\$ 84,312.00	4.00		\$ 84,312.00
904AA	Increase funding for administrative hearings	A			\$ 70,000.00			\$ 70,000.00			\$ 70,000.00
904AA	Restore Information Tech svcs funds	A			\$ 200,000.00			\$ -			\$ -
904AA	Restore 4.00 critical Info Tech psnts lost to RIF		4.00		\$ 102,652.00	0.00		\$ -	0.00		\$ -
904AA	Add funds for Homeless Coordinator Office	A			\$ 34,276.00			\$ 34,276.00			\$ 34,276.00
904AA	Add 1.00 permanent Budget Analyst pstn	A	1.00		\$ 25,263.00	1.00		\$ 25,263.00	1.00		\$ 25,263.00
904AA	Fund consultant review of DHS emergency operations plan	A			\$ 85,000.00			\$ -			\$ -
904AA	Add 1.00 permanent Management Information Specialist pstn	A	1.00		\$ 25,947.00	0.00		\$ -	0.00		\$ -
220RH	Add 8.00 permanent Public Hsg Spclt pstns	W	8.00		\$ 239,514.00	8.00		\$ 239,514.00	8.00		\$ 239,514.00
220RH	Restore funds for Housing Security services	A			\$ 422,781.00			\$ -			\$ 422,781.00
220RH	Add funds for Housing Security services	A			\$ 5,000,000.00			\$ -			\$ -
220RH	Increase federal funds for Other Expenses	N			\$ 39,894,901.00			\$ 39,894,901.00			\$ 39,894,901.00
222RA	Increase federal funds for Section 8 vouchers	N			\$ 161,468.00			\$ 161,468.00			\$ 161,468.00
229HA	Add 2.00 permanent Construction Inspectors, automobiles	A			\$ 44,500.00			\$ -			\$ -

Department of Human Services
Budget Request Decisions

Table 4

HMS	Description of Request	MOF	Initial Department Request			Initial Budget & Finance Recommendation			Governor's Final Decision		
			Pos (P)	Pos (T)	\$\$\$	Pos (P)	Pos (T)	\$\$\$	Pos (P)	Pos (T)	\$\$\$
229HA	Add 2.00 permanent Construction Inspectors, automobiles	W									\$ 44,500.00
229HA	Add 2.00 permanent Construction Inspectors, automobiles	W	2.00		\$ 60,578.00	2.00		\$ 60,578.00	2.00		\$ 60,578.00
229HA	Add 1.00 permanent Personnel Management Specialist pstn	W	1.00		\$ 34,547.00	1.00		\$ 34,547.00	1.00		\$ 34,547.00
229HA	Add 1.00 temporary exempt Compliance Ofr	W		1.00	\$ 59,066.00		0.00	\$ -		0.00	\$ -
229HA	Add 3.00 temporary exempt and 1.00 permanent pstns	W	1.00	3.00	\$ 126,436.00	1.00	3.00	\$ 126,436.00	1.00	3.00	\$ 126,436.00
229HA	Increase federal funds for Personal Services	N			\$ 2,652,330.00			\$ 2,652,330.00			\$ 2,652,330.00
902IA	Transfer in 4.00 permanent pstns from DOH to administer AMHD	A	4.00		\$ 191,840.00	4.00		\$ 191,840.00	4.00		\$ 191,840.00
902IA	Adjust pstn description, counts and funds for transfers from DOH	A	(2.25)		\$ (95,544.00)	(2.25)		\$ (93,384.00)	(2.25)		\$ (93,384.00)
902IA	Adjust pstn description, counts and funds for transfers from DOH	N	2.25		\$ 238,262.00	2.25		\$ 238,262.00	2.25		\$ 238,262.00
501YA	Establish REACH initiative for after-school programs for middle/intermediate public school students throughout the state	A		1.00	\$ 3,100,000.00		1.00	\$ 3,100,000.00		1.00	\$ 3,100,000.00
902IA	Funds to administer Health Homes	A			\$ 1,000,000.00						\$ 1,000,000.00
902IA	Funds to administer Health Homes	N			\$ 1,000,000.00						\$ 1,000,000.00
301SA	Add funds for Domestic Violence Services	A									\$ 200,000.00

Department of Human Services
Proposed Budget Reductions

Table 5

<u>HMS</u>	<u>Description of Reduction</u>	<u>Impact of Reduction</u>	<u>MOF</u>	<u>Pos (P)</u>	<u>Pos (T)</u>	<u>\$\$\$</u>	<u>Carry-over?</u> <u>(Y/N)</u>
301SA	Adjustment to FTE position counts	None	N	(8.48)			Y
601TA	Adjustment to FTE position counts	None	N	(1.50)			Y
902IA	Change MOF for outstationed EW's for FQHC	Funding adjustment necessary to make up for reduced Federal match	N			\$ (320,000.00)	Y
902IA	Adjust pstn description, counts and funds for transfers from DOH	Adjustments necessary to redescribe pstns for DHS/MQD purposes	A	(2.25)		\$ (93,384.00)	Y

Department of Human Services
Proposed Budget Additions

Table 6

HMS	Request Category	Prog ID Priority	Dept-Wide Priority	Description of Addition	Justification	MOF	Pos (P)	Pos (T)	\$\$\$
204PD	FC			Increase General Asst pgm benefit rate, funding	Increased funding will allow for a benefit increase to \$348/mo	A			\$ 2,641,996.00
305PK	FC			Restructure Project Open Doors pymt tiers	Reduces co-payment structure tiers from 10 to 4 for Project Open Doors; reduces co-payments for low-income families	A			\$ 2,500,000.00
305PK	FC			Support access to Center-Based Care	Reduces co-payment structure tiers from 10 to 4 for CCDH and FTW programs; reduces co-payments for low-income families	A			\$ 3,500,000.00
303WP	FC			Increase Foster Care board rate	Increase benefit to reflect increased cost of supporting foster children	A			\$ 5,546,076.00
303WP	FC			Increase Foster Care board rate	Increase benefit to reflect increased cost of supporting foster children	N			\$ 2,956,860.00
401PE	FC			Add funds for Adult Mental Health Division	AMHD transferred from DOH to DHS	A			\$ 9,000,000.00
401PE	FC			Add funds for Adult Mental Health Division	Offset by reductions in DOH	N			\$ 1,776,793.00
401PE	FC			Fund Health Home Svcs under Medicaid	Health Homes serve Medicaid recipients with at least two chronic conditions.	A			\$ 2,016,000.00
401PE	FC			Fund Health Home Svcs under Medicaid	They are person-centered systems of care that facilitate coordination of the full array of health care services.	N			\$ 18,144,000.00
401PE	FC			Restore Adult Dental coverage for Quest pgm	Restores adult dental benefits. Preventive dental benefit limited at \$750 per year.	A			\$ 4,000,000.00
401PE	FC			Restore Adult Dental coverage for Quest pgm	Dentures covered up to \$1,000 per year. Currently only emergency svcs covered.	N			\$ 7,664,103.00
206PF	FC			Increase federal funding - grant increase	Allows increased grant to be expended.	N			\$ 369,110.00
224HS	CA			Add funds for Housing First Pgm	Provides support services that save lives and lower costs: chronically homeless avoid emergency services.	A			\$ 1,500,000.00
224HS	O			Add funds for Next Step Shelter common area maintenance costs	Needed to maintain facility.	A			\$ 40,000.00
224HS	O			Add Homeless Pgm Spclt pstn	Needed to monitor contract for services, address federal requirements.	A	1.00		\$ 22,788.00
224HS	ND			Add funds for utility costs at Kalaeloa shelters	Needed to address rising utility costs.	A			\$ 1,200,000.00
236LC	O			Add 5.00 permanent Elig Wkr pstns for Quality Maintenance	Eligibility determination process has changed to expedite service.	A	2.85		\$ 54,105.00
236LC	O			Add 5.00 permanent Elig Wkr pstns for Quality Maintenance	Positions will train staff, conduct case reviews to maintain quality control.	N	2.15		\$ 75,133.00

Department of Human Services
Proposed Budget Additions

Table 6

HMS	Request Category	Prog ID Priority	Dept-Wide Priority	Description of Addition	Justification	MOF	Pos (P)	Pos (T)	\$\$\$
236LC	O			Add 1.00 permanent Office Asst pstn for Kauai processing center	Needed to replace staff re-assigned under new eligibility process.	A	0.57		\$ 7,316.00
236LC	O			Add 1.00 permanent Office Asst pstn for Kauai processing center	Will receive clients, answer phone calls, maintain files/records, etc.	N	0.43		\$ 10,159.00
903FA	O			Add 1.00 permanent Investigator position	Will provide additional investigative svcs	A	0.53		\$ 10,635.00
903FA	O			Add 1.00 permanent Investigator position	to increase recovery of overpayments.	N	0.47		\$ 17,361.00
903FA	O			Add funds for Data Svcs overpayment recovery	Computerized services help identify debtors, increase recovery of overpayments.	A			\$ 35,000.00
903FA	O			Add funds for SSI advocacy services	Advocates assist clients seeking eligibility for Federal programs, save State funds	A			\$ 500,000.00
903FA	O			Add funds for SNAP outreach state match	Complys with Federal mandates; enables State to draw Federal funds	A			\$ 200,000.00
301SA	O			Adjustment to FTE position counts	Housekeeping adjustment	A	8.48		
301SA	O			Add funds for Data Svcs ID & location of family members	Computerized services to identify and locate family members of children in foster care.	A			\$ 15,750.00
301SA	O			Add funds for Data Svcs ID & location of family members	Helps to locate family members who could provide a home for foster children.	N			\$ 5,250.00
301SA	HS			Wraparound Services	integrates all mental health, child welfare, juvenile justice, educational, social and	A			\$ 126,000.00
301SA	HS			Wraparound Services	supportive services and funding into single system of care and care management.	N			\$ 24,000.00
301SA	HS			Svcs for child victims of human trafficking, sexual abuse	Youth victims of human trafficking are severely traumatized, need special	A			\$ 300,000.00
301SA	HS			Svcs for child victims of human trafficking, sexual abuse	services including emergency shelters, counseling, etc.	N			\$ 100,000.00
601TA	O			Adjustment to FTE position counts	Housekeeping adjustment	A	1.50		
601TA	HS			Re-engineering of Adult Protective Svcs	Implement the APS best practice model to protect and ensure the safety and well-being of vulnerable adults.	A			\$ 147,147.00
901MA	HS			Add 2.00 permanent pstns in Support Services Office for POS	Add 2.00 purchasing positions in the SSO to work on Purchase of Service Contracts.	A	1.20		\$ 30,787.00
901MA	HS			Add 2.00 permanent pstns in Support Services Office for POS		N	0.80		\$ 29,051.00
902IA	O			Add funds for security remediation for KOLEA system	The funds will be used to review, update and address known weaknesses in technical	A			\$ 400,000.00

Department of Human Services
Proposed Budget Additions

Table 6

HMS	Request Category	Prog ID Priority	Dept- Wide Priority	Description of Addition	Justification	MOF	Pos (P)	Pos (T)	\$\$\$
902IA	O			Add funds for security remediation for KOLEA system	and physical policy and procedures of privacy and security controls within DHS.	N			\$ 3,600,000.00
902IA	O			Add funds for computer workstations to support KOLEA system	New workstations will be added for the training center, MEQC staff, and other	A			\$ 50,000.00
902IA	O			Add funds for computer workstations to support KOLEA system	MQD staff offices to support the KOLEA eligibility system.	N			\$ 50,000.00
902IA	O			Add funds for Hawaii Health Information Exchange	Provides for development of the technical infrastructure, connection of Medicaid	A			\$ 200,000.00
902IA	O			Add funds for Hawaii Health Information Exchange	providers to the system, and admin svcs, such as data sharing, security apps, etc.	N			\$ 1,800,000.00
902IA	O			Change MOF for outstationed FQHC EW's	Adjusts funding to compensate for federal	A			\$ 320,000.00
802GA	CA			Continue funding for Comprehensive Center for the Deaf from Act 218/13	This funding would make the operation of the Center an on-going function of DVR.	A			\$ 400,000.00
501YA	ND			Add funds for Assessment Service Centers	Centers will be centralized point of intake for youths entering juvenile justice system.	A			\$ 400,000.00
501YA	O			Expansion of Truancy Prevention Program	Would keep youth committing this status offense from being sent to HYCF	A			\$ 400,000.00
501YA	ND			Family Strengthening Services Program	Addresses family dysfunction, the main reason youth wind up as offenders	A			\$ 1,000,000.00
503YB	O			Add 3.00 permanent Youth Parole Officer pstns	Adds Parole Officers on the Neighbor Islands	A	3.00		\$ 63,198.00
888CW	O			Add funds for National Womens Conference	Reservation of facilities, printing, other expenses related to holding Conf in Hawaii	A			\$ 50,000.00
904AA	O			Add 1.00 General Professional pstn for Administrative Appeals Office	This General Professional would assist the AAO with hearings, maintaining admin	A	0.80		\$ 23,987.00
904AA	O			Add 1.00 General Professional pstn for Administrative Appeals Office	rules, and other duties. AAO currently consists of 2 staff, AAO and Secretary.	N	0.20		\$ 7,282.00
904AA	O			Add Deputy Director position	This position is urgently needed to help administer the department with the largest budget in the state.	A	1.00		\$ 113,763.00
904AA	RR			Restore 4.00 permanent Fiscal Management Office pstns	Restores four positions urgently needed to perform necessary accounting services.	A	4.00		\$ 84,312.00
904AA	O			Increase funding for administrative hearings	Addresses shortfall due to increased number of hearings, shift to state-funded programs	A			\$ 70,000.00
904AA	O			Add funds for Homeless Coordinator Office	Funds needed to fund salaries, other expenses for Office, Board	A			\$ 34,276.00

Department of Human Services
Proposed Budget Additions

Table 6

<u>HMS</u>	<u>Request Category</u>	<u>Prog ID</u> <u>Priority</u>	<u>Dept- Wide</u> <u>Priority</u>	<u>Description of Addition</u>	<u>Justification</u>	<u>MOF</u>	<u>Pos (P)</u>	<u>Pos (T)</u>	<u>\$\$\$</u>
904AA	O			Add 1.00 permanent Budget Analyst pstn	Replaces position converted to Staff Officer	A	1.00		\$ 25,263.00
220RH	HS			Add 8.00 permanent Public Hsg Spclt pstns	Will assist and support state operations at AMPs.	W	8.00		\$ 239,514.00
220RH	HS			Restore funds for Housing Security services	Additional funds are needed to provide security at housing projects.	A			\$ 422,781.00
220RH	O			Increase federal funds for Other Expenses	Adjustment to comply with change in state method of budgeting federal funds	N			\$ 39,894,901.00
222RA	O			Increase federal funds for Section 8 vouchers	Adjustment to comply with change in state method of budgeting federal funds	N			\$ 161,468.00
229HA	HS			Add 2.00 permanent Construction Inspectors, automobiles	Additional staff will work in the Construction Management Branch and help in the	W			\$ 44,500.00
229HA	HS			Add 2.00 permanent Construction Inspectors, automobiles	implementation and supervision of over \$130m in CIP projects.	W	2.00		\$ 60,578.00
229HA	HS			Add 1.00 permanent Personnel Management Specialist pstn	This position will be responsible for safety and health, including emergency prep.	W	1.00		\$ 34,547.00
229HA	HS			Add 3.00 temporary exempt and 1.00 permanent pstns	Positions will assist in the provision of supportive services to residents of public housing projects	W	1.00	3.00	\$ 126,436.00
229HA	HS			Increase federal funds for Personal Services	Adjustment to comply with change in state method of budgeting federal funds	N			\$ 2,652,330.00
902IA	HS			Transfer in 4.00 permanent pstns from DOH to administer AMHD		A	4.00		\$ 191,840.00
902IA	O			Adjust pstn description, counts and funds for transfers from DOH		N	2.25		\$ 238,262.00
501YA	O			Establish REACH initiative for after-school programs for middle/intermediate public school students throughout the state	Supports Lieutenant Governor's pilot project for students at middle/intermediate schools.	A		1.00	\$ 3,100,000.00
902IA	O			Funds to administer Health Homes	Funding for vendor contract to administer	A			\$ 1,000,000.00
902IA	O			Funds to administer Health Homes	Health Homes.	N			\$ 1,000,000.00
301SA	HS			Add funds for Domestic Violence Services		A			\$ 200,000.00

Department of Human Services
Current Year (FY14) Restrictions

Table 7

<u>HMS</u>	<u>MOF</u>	<u>Restriction \$\$\$</u>	<u>Percent of Act 134/13 Prog ID Appropriation</u>	<u>Impact</u>
220RH	A	\$ 215,078.00	5.00%	
222RA	A	\$ 52,796.00	5.00%	
224HS	A	\$ 831,205.00	5.00%	
236LC	A	\$ 698,354.00	5.00%	
237NA	A	\$ 23,475.00	5.00%	
302DA	A	\$ 50,207.00	5.00%	
501YA	A	\$ -	5.00%	Pro-rata restriction of \$382,869 released by B&F - funds needed for youth service contracts
601TA	A	\$ -	5.00%	Pro-rata restriction of \$288,745 released by B&F - funds needed for providing mandated protective services to vulnerable adults
802GA	A	\$ 202,956.00	5.00%	
888CW	A	\$ 7,927.00	5.00%	
901MA	A	\$ 109,676.00	5.00%	
902IA	A	\$ 497,430.00	5.00%	
903FA	A	\$ 1,981,438.00	5.00%	
904AA	A	\$ 390,483.00	5.00%	Restriction applied to payroll, short in Others; will need to generate vacancy savings in low-turnover program

Department of Human Services
 Emergency Appropriation Requests

Table 8

<u>HMS</u>	<u>Description of Request</u>	<u>Explanation of Request</u>	<u>MOF</u>	<u>Pos (P)</u>	<u>Pos (T)</u>	<u>\$\$\$</u>
902IA	Additional funds for program operations	Funds owed by the Health Care Connector have not been paid	A	-	-	\$6,020,727

Department of Human Services
Expenditures Exceeding the Appropriation

Table 9

<u>HMS</u>	<u>MOF</u>	<u>Date</u>	<u>Appropriation</u>	<u>Amount Exceeding Appropriation</u>	<u>Percent Exceeded</u>	<u>Reason for Exceeding Ceiling</u>	<u>Legal Authority</u>	<u>Recurring (Y/N)</u>	<u>GF Impact (Y/N)</u>
206	N	10/1/2013	S-14-204	\$ 307,517	6.0%	Federal fund ceiling increase for LIHEAP, Grant Award-CFDA #:93.568	ACT 134, SLH 2013	Y	N
802	N	11/20/2013	S-14-282	\$ 1,352,798	10.8%	Additional funds were made available after end of SFY 13	<i>Approval pending</i>		
902	N	10/24/2013	S-14-511	\$ 4,186,351	1514.1%	Grant was adjusted upward after end of 2013 Legislative session	ACT 134, SLH 2013	N	N

Department of Human Services
Intradepartmental Transfers

Table 10

<u>Actual or Anticipated Date of Transfer</u>	<u>MOF</u>	<u>Pos (P)</u>	<u>Pos (T)</u>	<u>\$\$\$</u>	<u>From Prog ID</u>	<u>Percent of Program ID</u>	<u>To Prog ID</u>	<u>Percent of Receiving</u>	<u>Reason for Transfer</u>	<u>Recurring (Y/N)</u>
						<u>Appropriation Transferred From</u>		<u>Program ID Appropriation</u>		
9/10/2013	A			\$ 2,000,000.00	303WP	5.3%	301SA	6.0%	Transfer to cover a projected deficit due to the shortfall in the Temporary Assistance for Needy Families (TANF) transfer funds from the Benefit, Employment and Support Services Division (BESSD). Previously, the Child Welfare Services (CWS) program received 10% (9,890,000) of the TANF Block Grant to fund critical Purchase of Service contracts to keep children safe. In FY14, CWS will receive \$7,890,000. The \$2,000,000 transfer will restore the critical funding for POS contracts to its prior level.	Y
10/30/2013	A			\$ 135,000.00	904AA	1.7%	902IA	1.5%	The funds will be used to pay for translation services for clients with limited English proficiency. The DHS accessed federal funding made available through the Patient Protection and Affordable Care Act (ACA) to develop a new computerized eligibility system for Medicaid clients. The ACA requires that the new Medicaid eligibility system be language accessible. In addition, the DHS remains under a Settlement Agreement with the federal Department of Health and Human Services that compels the DHS to provide language accessible services to the Department's clients.	
10/30/2013	N			\$ 135,000.00	904AA	8.7%	902IA	0.5%	The funds will be used to pay for translation services for clients with limited English proficiency. The DHS accessed federal funding made available through the Patient Protection and Affordable Care Act (ACA) to develop a new computerized eligibility system for Medicaid clients. The ACA requires that the new Medicaid eligibility system be language accessible. In addition, the DHS remains under a Settlement Agreement with the federal Department of Health and Human Services that compels the DHS to provide language accessible services to the Department's clients.	

Department of Human Services
Federal Awards

Table 11

<u>State Expending Agency</u>	<u>Program ID</u>	<u>Award Number</u>	<u>CFDA Number</u>	<u>Award Description</u>	<u>Awarding Federal Agency</u>	<u>Award Amount</u>	<u>Award Amount Allocated to the Pgm ID in Column B</u>	<u>State Appropriation Symbol</u>	<u>Contact Name</u>	<u>Contact Phone</u>	<u>Contact Email</u>
K (HMS)	HMS 301	G-1301HI1400	93.645	Title IV-B Subpart I - Social Security Act 10/01/12 - 09/30/14	DHHS	\$ 1,048,912	\$ 1,048,912	S-14-240	Kayle Perez	586-5667	kperez@dhs.hawaii.gov
K (HMS)	HMS 301	G-1301HIOOFP	93.556	Promoting Safe & Stable Families - IVB 2 10/01/12 - 09/30/14	DHHS	\$ 906,838	\$ 906,838	S-14-247	Kayle Perez	586-5667	kperez@dhs.hawaii.gov
K (HMS)	HMS 301	G-1311HIFPCV	93.556	Caseworker Visits under Promoting Safe & Stable Families (10/01/11 - 09/30/13)	DHHS	\$ 57,321	\$ 57,321	S-14-246	Kayle Perez	586-5667	kperez@dhs.hawaii.gov
K (HMS)	HMS 301	G-1301HI1420	93.674	Independent Living Program (10/01-12 - 09/30/14)	DHHS	\$ 500,000	\$ 125,000	S-14-248	Kayle Perez	586-5667	kperez@dhs.hawaii.gov
K (HMS)	HMS 301	G-1401HI1420	93.674	Independent Living Program (10/01-12 - 09/30/14)	DHHS	\$ 500,000	\$ 375,000	S-14-248	Kayle Perez	586-5667	kperez@dhs.hawaii.gov
K (HMS)	HMS 301	G-1301HISOSR	93.667	Social Services Block Grant (10/01/11 - 09/30/13)	DHHS	\$ 7,078,452	\$ 1,478,173	S-14-207	Kayle Perez	586-5667	kperez@dhs.hawaii.gov
K (HMS)	HMS 301	G-1401HISOSR	93.667	Social Services Block Grant (10/01/11 - 09/30/13)	DHHS	\$ 6,958,088	\$ 4,606,694	S-14-207	Kayle Perez	586-5667	kperez@dhs.hawaii.gov
K (HMS)	HMS 301	G-1301HICETV	93.599	Educational & Training Vouchers Prgm	DHHS	\$ 117,259	\$ 58,630	S-14-239	Kayle Perez	586-5667	kperez@dhs.hawaii.gov
K (HMS)	HMS 301	G-1401HICETV	93.599	Educational & Training Vouchers Prgm	DHHS	\$ 113,144	\$ 56,572	S-14-239	Kayle Perez	586-5667	kperez@dhs.hawaii.gov
K (HMS)	HMS 301	G-1301HICA01	93.669	Child Abuse Prevention and Treatment Act	DHHS	\$139,308	\$139,308	S-14-242	Kayle Perez	586-5667	kperez@dhs.hawaii.gov
K (HMS)	HMS 301	G-1201HICJA1	93.643	Children's Justice Act	DHHS	\$107,357	\$107,357	S-14-508	Kayle Perez	586-5667	kperez@dhs.hawaii.gov
K (HMS)	HMS 301	G-1301HICJA1	93.643	Children's Justice Act	DHHS	\$107,715	\$107,715	S-14-508	Kayle Perez	586-5667	kperez@dhs.hawaii.gov
K (HMS)	HMS 301	G-1301HIFVPS	93.671	Family Violence Prevention & Services State Grants	DHHS	\$831,852	\$831,852	S-14-284	Kayle Perez	586-5667	kperez@dhs.hawaii.gov
K (HMS)	HMS 601	G-1301HISOSR	93.667	Social Services Block Grant (10/01/11 - 09/30/13)	DHHS	\$ 7,078,452	\$ 196,334	S-14-221	Linda Chun	586- 5684	Lchun@dhs.hawaii.gov
K (HMS)	HMS 601	G-1401HISOSR	93.667	Social Services Block Grant (10/01/11 - 09/30/13)	DHHS	\$ 6,958,088	\$ 611,872	S-14-221	Linda Chun	586- 5684	Lchun@dhs.hawaii.gov
K (HMS)	HMS601	13SCPH1001	94.016	Senior Companions	Corp for Natl & Comm Svcs	\$ 400,089	\$ 400,089	S-14-504	Linda Chun	586- 5684	Lchun@dhs.hawaii.gov

Department of Human Services
Federal Awards

Table 11

<u>State Expending Agency</u>	<u>Program ID</u>	<u>Award Number</u>	<u>CFDA Number</u>	<u>Award Description</u>	<u>Awarding Federal Agency</u>	<u>Award Amount</u>	<u>Award Amount Allocated to the Pgm ID in Column B</u>	<u>State Appropriation Symbol</u>	<u>Contact Name</u>	<u>Contact Phone</u>	<u>Contact Email</u>
K (HMS)	HMS601	13GXPH001	94.011	Foster Grandparents	Corp for Natl & Comm Svcs	\$ 456,768	\$ 456,768	S-14-509	Linda Chun	586- 5684	Lchun@dhs.hawaii.gov
K (HMS)	HMS601	FY-13-SCSEP-CC- DHS	17.325	Senior Comm Srv Employ Prgm	Dept of Labor	\$ 217,718	\$ 217,718	S-14-528	Linda Chun	586- 5684	Lchun@dhs.hawaii.gov
K (HMS)	HMS601	11-VA-05	16.575	Case Management for Elderly Victims of Crime	Dept of the Attorney General	\$ 195,811	\$ 195,811	S-14-510	Linda Chun	586- 5684	Lchun@dhs.hawaii.gov
K (HMS)	HMS 802	H126A130015	84.126A	Basic Vocational Rehabilitation State Grant	DOE/Rehabil itation Services Administrati on	\$ 12,899,947	\$ 12,899,947	S-14-282	Shawn Yoshimoto	586-9748	syoshimoto@dhs.hawaii.gov
K (HMS)	HMS 802	H126A140015	84.126A	Basic Vocational Rehabilitation State Grant	DOE/Rehabil itation Services Administrati on	\$ 3,353,254	\$ 3,353,254	S-14-282	Shawn Yoshimoto	586-9748	syoshimoto@dhs.hawaii.gov
K (HMS)	HMS 802	H169A130016	84.169A	State Independent Living Services	DOE/Rehabil itation Services Administrati on	\$ 295,459	\$ 295,459	S-14-282	Shawn Yoshimoto	586-9748	syoshimoto@dhs.hawaii.gov
K (HMS)	HMS 802	H169A140016	84.169A	State Independent Living Services	DOE/Rehabil itation Services Administrati on	\$ 86,629	\$ 86,629	S-14-293	Shawn Yoshimoto	586-9748	syoshimoto@dhs.hawaii.gov
K (HMS)	HMS 802	H177B130011	84.177B	Independent Living Services for Older Individuals Who Are Blind	DOE/Rehabil itation Services Administrati on	\$ 225,000	\$ 225,000	S-14-282	Shawn Yoshimoto	586-9748	syoshimoto@dhs.hawaii.gov
K (HMS)	HMS 802	H177B140011	84.177B	Independent Living Services for Older Individuals Who Are Blind	DOE/Rehabil itation Services Administrati on	\$ 65,970	\$ 65,970	S-14-294	Shawn Yoshimoto	586-9748	syoshimoto@dhs.hawaii.gov

Department of Human Services
Federal Awards

Table 11

<u>State Expending Agency</u>	<u>Program ID</u>	<u>Award Number</u>	<u>CFDA Number</u>	<u>Award Description</u>	<u>Awarding Federal Agency</u>	<u>Award Amount</u>	<u>Award Amount Allocated to the Pgm ID in Column B</u>	<u>State Appropriation Symbol</u>	<u>Contact Name</u>	<u>Contact Phone</u>	<u>Contact Email</u>
K (HMS)	HMS 802	H187A130016	84.187A	Supported Employment	DOE/Rehabilitation Services Administration	\$ 300,000	\$ 300,000	S-14-282	Shawn Yoshimoto	586-9748	syoshimoto@dhs.hawaii.gov
K (HMS)	HMS 802	H187A140016	84.187A	Supported Employment	DOE/Rehabilitation Services Administration	\$ 87,960	\$ 87,960	S-14-295	Shawn Yoshimoto	586-9748	syoshimoto@dhs.hawaii.gov
K (HMS)	HMS 802	H265A100047	84.265A	In-Service Training	DOE/Rehabilitation Services Administration	\$ 71,260	\$ 71,260	S-14-298	Shawn Yoshimoto	586-9748	syoshimoto@dhs.hawaii.gov
K (HMS)	HMS 802	H224A130011	84.224A	Assistive Technology Act	DOE/Rehabilitation Services Administration	\$ 422,356	\$ 422,356	S-14-282	Shawn Yoshimoto	586-9748	syoshimoto@dhs.hawaii.gov
K (HMS)	HMS 802	H224A140011	84.224A	Assistive Technology Act	DOE/Rehabilitation Services Administration	\$ 123,849	\$ 123,849	S-14-297	Shawn Yoshimoto	586-9748	syoshimoto@dhs.hawaii.gov
K (HMS)	HMS 238	1304HIDI00	96.001	Disability Determination	Social Security Administration	\$ 6,700,137	\$ 6,700,137	S-14-238	Shawn Yoshimoto	586-9748	syoshimoto@dhs.hawaii.gov
K (HMS)	HMS 238	1404HIDI00	96.001	Disability Determination	Social Security Administration	\$ 1,321,653	\$ 1,321,653	S-14-238	Shawn Yoshimoto	586-9748	syoshimoto@dhs.hawaii.gov
K (HMS)	HMS 303	1401HI1401	93.658	Foster Care	Dept. of Health and Human Services	\$15,011,003	\$2,389,259	S-14-289-K	Kayle Perez	586-5667	kperez@dhs.hawaii.gov

Department of Human Services
Federal Awards

Table 11

<u>State Expending Agency</u>	<u>Program ID</u>	<u>Award Number</u>	<u>CFDA Number</u>	<u>Award Description</u>	<u>Awarding Federal Agency</u>	<u>Award Amount</u>	<u>Award Amount Allocated to the Pgm ID in Column B</u>	<u>State Appropriation Symbol</u>	<u>Contact Name</u>	<u>Contact Phone</u>	<u>Contact Email</u>
K (HMS)	HMS 301	1401HI1401	93.658	Foster Care	Dept. of Health and Human Services		\$12,288,079	S-14-249-K	Kayle Perez	586-5667	kperez@dhs.hawaii.gov
K (HMS)	HMS 901	1401HI1401	93.658	Foster Care	Dept. of Health and Human Services		\$284,576	S-14-244-K	Kayle Perez	586-5667	kperez@dhs.hawaii.gov
K (HMS)	HMS 904	1401HI1401	93.658	Foster Care	Dept. of Health and Human Services		\$49,089	S-14-526-K	Kayle Perez	586-5667	kperez@dhs.hawaii.gov
K (HMS)	HMS 303	1401HI1407	93.659	Adoption Assistance	Dept. of Health and Human Services	\$14,023,031	\$13,565,908	S-14-203-K	Kayle Perez	586-5667	kperez@dhs.hawaii.gov
K (HMS)	HMS 301	1401HI1407	93.659	Adoption Assistance	Dept. of Health and Human Services		\$428,678	S-14-255-K	Kayle Perez	586-5667	kperez@dhs.hawaii.gov
K (HMS)	HMS 901	1401HI1407	93.659	Adoption Assistance	Dept. of Health and Human Services		\$26,067	S-14-513-K	Kayle Perez	586-5667	kperez@dhs.hawaii.gov
K (HMS)	HMS 904	1401HI1407	93.659	Adoption Assistance	Dept. of Health and Human Services		\$2,378	S-14-525-K	Kayle Perez	586-5667	kperez@dhs.hawaii.gov
K (HMS)	HMS 303	1401HI1409	93.659	Guardianship Assistance	Dept. of Health and Human Services	\$877,643	\$742,461	S-14-512-K	Kayle Perez	586-5667	kperez@dhs.hawaii.gov

Department of Human Services
Federal Awards

Table 11

<u>State Expending Agency</u>	<u>Program ID</u>	<u>Award Number</u>	<u>CFDA Number</u>	<u>Award Description</u>	<u>Awarding Federal Agency</u>	<u>Award Amount</u>	<u>Award Amount Allocated to the Pgm ID in Column B</u>	<u>State Appropriation Symbol</u>	<u>Contact Name</u>	<u>Contact Phone</u>	<u>Contact Email</u>
K (HMS)	HMS 301	1401HI1409	93.659	Guardianship Assistance	Dept. of Health and Human Services		\$127,134	S-14-281-K	Kayle Perez	586-5667	kperez@dhs.hawaii.gov
K (HMS)	HMS 901	1401HI1409	93.659	Guardianship Assistance	Dept. of Health and Human Services		\$7,493	S-14-514-K	Kayle Perez	586-5667	kperez@dhs.hawaii.gov
K (HMS)	HMS 904	1401HI1409	93.659	Guardianship Assistance	Dept. of Health and Human Services		\$555	S-14-527-K	Kayle Perez	586-5667	kperez@dhs.hawaii.gov
K (HMS)	HMS 301	1201HIAIPP	93.557	Adoption Incentive Program	Dept. of Health and Human Services	\$136,000	\$136,000	S-14-249-K	Kayle Perez	586-5667	kperez@dhs.hawaii.gov
K (HMS)											
K (HMS)	HMS 211	1302HITANF	93.558	Temporary Assistance for Needy Families (TANF) Regular Block Grant	DHHS / ACF	\$24,726,197	\$24,726,197	S-14-201	Pankaj Bhanot	586-5230	pbhanot@dhs.hawaii.gov
K (HMS)	HMS 211	1402HITAN3	93.558	Temporary Assistance for Needy Families (TANF) Regular Block Grant	DHHS / ACF	\$3,296,826	\$3,296,826	S-14-201	Pankaj Bhanot	586-5230	pbhanot@dhs.hawaii.gov
K (HMS)	HMS 211	1402HITANF	93.558	Temporary Assistance for Needy Families (TANF) Regular Block Grant	DHHS / ACF	\$74,178,591	\$35,551,362	S-14-201	Pankaj Bhanot	586-5230	pbhanot@dhs.hawaii.gov
K (HMS)	HMS 236	1402HITANF	93.558	Temporary Assistance for Needy Families (TANF) Regular Block Grant	DHHS / ACF	\$74,178,591	\$4,900,000	S-14-231	Pankaj Bhanot	586-5230	pbhanot@dhs.hawaii.gov
K (HMS)	HMS 236	1402HITANF	93.558	Temporary Assistance for Needy Families (TANF) Regular Block Grant	DHHS / ACF	\$74,178,591	\$750,000	S-14-232	Pankaj Bhanot	586-5230	pbhanot@dhs.hawaii.gov
K (HMS)	HMS 903	1402HITANF	93.558	Temporary Assistance for Needy Families (TANF) Regular Block Grant	DHHS / ACF	\$74,178,591	\$30,081,262	S-14-529	Pankaj Bhanot	586-5230	pbhanot@dhs.hawaii.gov

Department of Human Services
Federal Awards

Table 11

<u>State Expending Agency</u>	<u>Program ID</u>	<u>Award Number</u>	<u>CFDA Number</u>	<u>Award Description</u>	<u>Awarding Federal Agency</u>	<u>Award Amount</u>	<u>Award Amount Allocated to the Pgm ID in Column B</u>	<u>State Appropriation Symbol</u>	<u>Contact Name</u>	<u>Contact Phone</u>	<u>Contact Email</u>
K (HMS)	HMS 903	1402HITANF	93.558	Temporary Assistance for Needy Families (TANF) Regular Block Grant	DHHS / ACF	\$74,178,591	\$2,437,000	S-14-530	Pankaj Bhanot	586-5230	pbhanot@dhs.hawaii.gov
K (HMS)	HMS 903	1402HITANF	93.558	Temporary Assistance for Needy Families (TANF) Regular Block Grant	DHHS / ACF	\$74,178,591	\$228,049	S-14-531	Pankaj Bhanot	586-5230	pbhanot@dhs.hawaii.gov
K (HMS)	HMS 904	1402HITANF	93.558	Temporary Assistance for Needy Families (TANF) Regular Block Grant	DHHS / ACF	\$74,178,591	\$8,500	S-14-533	Pankaj Bhanot	586-5230	pbhanot@dhs.hawaii.gov
K (HMS)	HMS 904	1402HITANF	93.558	Temporary Assistance for Needy Families (TANF) Regular Block Grant	DHHS / ACF	\$74,178,591	\$222,418	S-14-534	Pankaj Bhanot	586-5230	pbhanot@dhs.hawaii.gov
K (HMS)	HMS 305	G1301HICCDF	93.575	Child Care Development Fund (CCDF)	DHHS / ACF	\$3,819,846	\$3,819,846	S-14-225	Dana Balansag	586-7187	dbalansag@dhs.hawaii.gov
K (HMS)	HMS 302	G1401HICCDF	93.575	Child Care Development Fund (CCDF)	DHHS / ACF	\$14,500,830	\$7,000,000	S-14-215	Dana Balansag	586-7187	dbalansag@dhs.hawaii.gov
K (HMS)	HMS 305	G1401HICCDF	93.575	Child Care Development Fund (CCDF)	DHHS / ACF	\$14,500,830	\$7,200,646	S-14-225	Dana Balansag	586-7187	dbalansag@dhs.hawaii.gov
K (HMS)	HMS 236	G1401HICCDF	93.575	Child Care Development Fund (CCDF)	DHHS / ACF	\$14,500,830	\$85,184	S-14-230	Dana Balansag	586-7187	dbalansag@dhs.hawaii.gov
K (HMS)	HMS 903	G1401HICCDF	93.575	Child Care Development Fund (CCDF)	DHHS / ACF	\$14,500,830	\$210,000	S-14-516	Dana Balansag	586-7187	dbalansag@dhs.hawaii.gov
K (HMS)	HMS 904	G1401HICCDF	93.575	Child Care Development Fund (CCDF)	DHHS / ACF	\$14,500,830	\$5,000	S-14-521	Dana Balansag	586-7187	dbalansag@dhs.hawaii.gov
K (HMS)	HMS 206	G-14B1HILIEA	93.568	Low-Income Home Energy Assistance Program (LIHEAP)	DHHS / ACF	\$5,478,053	\$5,077,053	S-14-204	Doreen Harada	586-5734	dharada@dhs.hawaii.gov
K (HMS)	HMS 236	G-14B1HILIEA	93.568	Low-Income Home Energy Assistance Program (LIHEAP)	DHHS / ACF	\$5,478,053	\$1,000	S-14-296	Doreen Harada	586-5734	dharada@dhs.hawaii.gov
K (HMS)	HMS 903	G-14B1HILIEA	93.568	Low-Income Home Energy Assistance Program (LIHEAP)	DHHS / ACF	\$5,478,053	\$400,000	S-14-519	Doreen Harada	586-5734	dharada@dhs.hawaii.gov
K (HMS)	HMS 224	Various Project Numbers	14.231	Emergency Shelter Grant	HUD	\$367,386	\$367,386	S-14-216	Lori Tsuhako	586-7072	tsuhako@dhs.hawaii.gov
K (HMS)	HMS 224	Various Project Numbers	14.241	Housing Opportunities for Persons With AIDS	HUD	\$171,542	\$171,542	S-14-222	Lori Tsuhako	586-7072	tsuhako@dhs.hawaii.gov
K (HMS)	HMS 224	Various Project Numbers	14.238	Continuum of Care Homeless Assistance Programs (Shelter Plus Care & Supportive Housing Program)	HUD	\$2,454,817	\$2,454,817	S-14-500	Lori Tsuhako	586-7072	tsuhako@dhs.hawaii.gov

Department of Human Services
Federal Awards

Table 11

<u>State Expending Agency</u>	<u>Program ID</u>	<u>Award Number</u>	<u>CFDA Number</u>	<u>Award Description</u>	<u>Awarding Federal Agency</u>	<u>Award Amount</u>	<u>Award Amount Allocated to the Pgm ID in Column B</u>	<u>State Appropriation Symbol</u>	<u>Contact Name</u>	<u>Contact Phone</u>	<u>Contact Email</u>
K (HMS)	HMS 236	2013IS251447	10.561	SNAP State Administrative Expenditures Matching Grants	USDA/FNS	\$3,420,400	\$2,291,668	S-14-236	Pamela Higa	586-5722	phiga@dhs.hawaii.gov
K (HMS)	HMS 903	2013IS251447	10.561	SNAP State Administrative Expenditures Matching Grants	USDA/FNS	\$3,420,400	\$957,712	S-14-227	Pamela Higa	586-5722	phiga@dhs.hawaii.gov
K (HMS)	HMS 904	2013IS251447	10.561	SNAP State Administrative Expenditures Matching Grants	USDA/FNS	\$3,420,400	\$171,020	S-14-291	Pamela Higa	586-5722	phiga@dhs.hawaii.gov
K (HMS)	HMS 236	2014CQ251447	10.561	SNAP State Administrative Expenditures Matching Grants	USDA/FNS	\$1,437,505	\$963,128	S-14-236	Pamela Higa	586-5722	phiga@dhs.hawaii.gov
K (HMS)	HMS 903	2014CQ251447	10.561	SNAP State Administrative Expenditures Matching Grants	USDA/FNS	\$1,437,505	\$402,501	S-14-227	Pamela Higa	586-5722	phiga@dhs.hawaii.gov
K (HMS)	HMS 904	2014CQ251447	10.561	SNAP State Administrative Expenditures Matching Grants	USDA/FNS	\$1,437,505	\$71,875	S-14-291	Pamela Higa	586-5722	phiga@dhs.hawaii.gov
K (HMS)	HMS 236	2014IS251447	10.561	SNAP State Administrative Expenditures Matching Grants	USDA/FNS	\$9,894,753	\$6,629,485	S-14-236	Pamela Higa	586-5722	phiga@dhs.hawaii.gov
K (HMS)	HMS 903	2014IS251447	10.561	SNAP State Administrative Expenditures Matching Grants	USDA/FNS	\$9,894,753	\$2,770,531	S-14-227	Pamela Higa	586-5722	phiga@dhs.hawaii.gov
K (HMS)	HMS 904	2014IS251447	10.561	SNAP State Administrative Expenditures Matching Grants	USDA/FNS	\$9,894,753	\$494,738	S-14-291	Pamela Higa	586-5722	phiga@dhs.hawaii.gov
K (HMS)	HMS 237	2013IS251947	10.561	SNAP Employment and Training (E&T) 50% Operating Funds	USDA/FNS	\$107,832	\$107,832	S-14-206	Pamela Higa	586-5722	phiga@dhs.hawaii.gov
K (HMS)	HMS 237	2014CQ251947	10.561	SNAP Employment and Training (E&T) 50% Operating Funds	USDA/FNS	\$43,906	\$43,906	S-14-206	Pamela Higa	586-5722	phiga@dhs.hawaii.gov
K (HMS)	HMS 237	2014IS251947	10.561	SNAP Employment and Training (E&T) 50% Operating Funds	USDA/FNS	\$286,750	\$262,472	S-14-206	Pamela Higa	586-5722	phiga@dhs.hawaii.gov
K (HMS)	HMS 903	2014IS251947	10.561	SNAP Employment and Training (E&T) 50% Operating Funds	USDA/FNS	\$286,750	\$23,000	S-14-517	Pamela Higa	586-5722	phiga@dhs.hawaii.gov

Department of Human Services
Federal Awards

Table 11

<u>State Expending Agency</u>	<u>Program ID</u>	<u>Award Number</u>	<u>CFDA Number</u>	<u>Award Description</u>	<u>Awarding Federal Agency</u>	<u>Award Amount</u>	<u>Award Amount Allocated to the Pgm ID in Column B</u>	<u>State Appropriation Symbol</u>	<u>Contact Name</u>	<u>Contact Phone</u>	<u>Contact Email</u>
K (HMS)	HMS 904	2014IS251947	10.561	SNAP Employment and Training (E&T) 50% Operating Funds	USDA/FNS	\$286,750	\$1,278	S-14-522	Pamela Higa	586-5722	phiga@dhs.hawaii.gov
K (HMS)	HMS 237	2013IS252047	10.561	SNAP E&T 50% Participant Reimbursement Funds	USDA/FNS	\$18,294	\$18,294	S-14-206	Pamela Higa	586-5722	phiga@dhs.hawaii.gov
K (HMS)	HMS 237	2014CQ252047	10.561	SNAP E&T 50% Participant Reimbursement Funds	USDA/FNS	\$4,809	\$4,809	S-14-206	Pamela Higa	586-5722	phiga@dhs.hawaii.gov
K (HMS)	HMS 237	2014IS252047	10.561	SNAP E&T 50% Participant Reimbursement Funds	USDA/FNS	\$50,073	\$50,073	S-14-206	Pamela Higa	586-5722	phiga@dhs.hawaii.gov
K (HMS)	HMS 237	2014IS251847	10.561	SNAP E&T 100% Operating Funds	USDA/FNS	\$202,042	\$202,042	S-14-206	Pamela Higa	586-5722	phiga@dhs.hawaii.gov
K (HMS)	HMS 903	2013IS750347	10.561	SNAP 2YR Nutrition-Education Obesity Prevention Funds	USDA/FNS	\$547,291	\$547,291	S-14-520	Pamela Higa	586-5722	phiga@dhs.hawaii.gov
K (HMS)	HMS 903	2014IS750347	10.561	SNAP 2YR Nutrition-Education Obesity Prevention Funds	USDA/FNS	\$251,171	\$251,171	S-14-520	Pamela Higa	586-5722	phiga@dhs.hawaii.gov
K (HMS)	HMS 903	2012IS820447	10.561	EBT Farmers' Market Grant	USDA/FNS	\$57,132	\$57,132	S-14-227	Ginet Hayes	586-5739	ghayes@dhs.hawaii.gov
HMS	HMS501	2009-JF-FX-8003	16.540	Title II Formula Grant	DOJ	\$ 600,000	\$ 600,000	S-xx-224	Edward Chargualaf	587-5718	echargualaf@dhs.hawaii.gov
HMS	HMS501	2010-JF-FX-4014	16.540	Title II Formula Grant	DOJ	\$ 588,880	\$ 588,880	S-xx-224	Edward Chargualaf	587-5718	echargualaf@dhs.hawaii.gov
HMS	HMS501	2011-JF-FX-0048	16.540	Title II Formula Grant	DOJ	\$ 600,000	\$ 600,000	S-xx-224	Edward Chargualaf	587-5718	echargualaf@dhs.hawaii.gov
HMS	HMS501	2012-JF-FX-0001	16.540	Title II Formula Grant	DOJ	\$ 400,000	\$ 400,000	S-xx-224	Edward Chargualaf	587-5718	echargualaf@dhs.hawaii.gov
HMS	HMS501	2013-MU-FX-0037	16.540	Title II Formula Grant	DOJ	\$ 404,225	\$ 404,225	S-xx-224	Edward Chargualaf	587-5718	echargualaf@dhs.hawaii.gov
HMS	HMS501	2010-JP-FX-4032	16.548	Title V Community Prevention	DOJ	\$ 84,945	\$ 84,945	S-xx-224	Edward Chargualaf	587-5718	echargualaf@dhs.hawaii.gov
HMS	HMS501	2011-JP-FX-0031	16.548	Title V Community Prevention	DOJ	\$ 50,000	\$ 50,000	S-xx-224	Edward Chargualaf	587-5718	echargualaf@dhs.hawaii.gov

Department of Human Services
Federal Awards

Table 11

<u>State Expending Agency</u>	<u>Program ID</u>	<u>Award Number</u>	<u>CFDA Number</u>	<u>Award Description</u>	<u>Awarding Federal Agency</u>	<u>Award Amount</u>	<u>Award Amount Allocated to the Pgm ID in Column B</u>	<u>State Appropriation Symbol</u>	<u>Contact Name</u>	<u>Contact Phone</u>	<u>Contact Email</u>
HMS	HMS501	2009-JB-FX-8027	16.523	Juvenile Accountability Block Grant	DOJ	\$ 374,700	\$ 374,700	S-xx-212	Edward Chargualaf	587-5718	echargualaf@dhs.hawaii.gov
HMS	HMS501	2010-JB-FX-4051	16.523	Juvenile Accountability Block Grant	DOJ	\$ 359,400	\$ 359,400	S-xx-212	Edward Chargualaf	587-5718	echargualaf@dhs.hawaii.gov
HMS	HMS501	2011-JB-FX-0059	16.523	Juvenile Accountability Block Grant	DOJ	\$ 282,994	\$ 282,994	S-xx-212	Edward Chargualaf	587-5718	echargualaf@dhs.hawaii.gov
HMS	HMS501	2012-JB-FX-0019	16.523	Juvenile Accountability Block Grant	DOJ	\$ 173,413	\$ 173,413	S-xx-212	Edward Chargualaf	587-5718	echargualaf@dhs.hawaii.gov
HMS	HMS501	2013-JB-FX-0043	16.523	Juvenile Accountability Block Grant	DOJ	\$ 133,464	\$ 133,464	S-xx-212	Edward Chargualaf	587-5718	echargualaf@dhs.hawaii.gov
HMS	Note A	Note A	93.667	Social Services Block Grant	DHHS	Note A	\$ 1,870,919	S-xx-223	Merton Chinen	587-5712	mchinen@dhs.hawaii.gov
Note A = OYS is the subgrantee of this federal award. The Department of Human Services, Social Services Division is the primary grantee.											

COLUMN	DATA ELEMENT	DEFINITION
A	State Expending Agency	State entity authorized to expend the funds as authorized by the appropriation or as delegated by the Governor. Select from drop-down menu. See legend below.
B	Program I.D.	The unique identifier for the specific program responsible for carrying out the program consisting of the abbreviation for the State entity followed by the organization number for the program. Format: XXX###
C	Award Number	The identifying number assigned by the awarding Federal Agency, such as the federal grant number, federal contract number or the federal loan number that appears in the federal award document.
D	CFDA No.	The number associated with the published description of Federal assistance program in the Catalog of Federal Domestic Assistance. Only applies to grants and loans. A list of CFDA codes can be searched at: https://www.cfda.gov/index?s=program&tab=list&mode=list Format: ##.###.
E	Award Description	Award title and description with purpose of funding action.
F	Awarding Federal Agency	Name of the federal agency that awarded and administers the award on behalf of the funding agency. Select from drow-down menu. See agency list below.
G	Award Amount	For Grants: The total amount of the award. For Loans: The total amount of the loan obligated by the Federal Agency; the face value of the loan. For Contracts: The total amount obligated by the Federal Agency.
H	Award Amount Allocated to the Program ID in Column B	Enter the portion of the total award amount allocated to this Program ID. For example, if a federal award in the amount of \$500 is allocated to only AGR100, the "Award Amount" and the "Award Amount Allocated to the Pgm ID in Column B" would both be \$500. However, if the \$500 will be allocated to AGR100, AGR200 and AGR300, in the amounts of \$100, \$250 and \$150, respectively, the "Award Amount" would be the \$500 for all three program IDs but the "Award Amount Allocated to the Pgm ID in Column B" would be \$100 for AGR100, \$250 for AGR200 and \$150 for AGR300
I	State Appropriation Symbol	The account number established in FAMIS. The appropriation account is a combination of 4 fields: Fund Type, Fiscal Year, Appropriation Account Number, and Dept. Code. If an award has appropriation symbols for multiple fiscal years, enter the symbol for the first fiscal year. Format: X-YY-###-X
J	Contact Name	Name of the individual at the program level responsible for performance of the award.
K	Contact Phone No.	Phone no. of the individual at the program level responsible for performance of the award.
L	Contact Email	Email of the individual at the program level responsible for performance of the award.
	LEGEND:	
	<u>State Expending Agency</u>	
A (AGR)	Department of Agriculture	
B (BED)	Department of Business, Economic Dev & Tourism	
C (LNR)	Department of Land and Natural Resources	
D (TRN)	Department of Transportation	
E (EDN)	Department of Education	
F (UOH)	University of Hawaii	
G (DEF)	Department of Defense	
H (HTH)	Department of Health	

I (HHL)	Department of Hawaiian Home Lands	
J (JUD)	Judiciary	
K (HMS)	Department of Human Services	
L (LBR)	Department of Labor and Industrial Relations	
M (AGS)	Department of Accounting and General Services	
N (ATG)	Department of Attorney General	
O (BUF)	Department of Budget and Finance	
P (HRD)	Department of Human Resources Development	
Q (GOV)	Office of the Governor	
R (CCA)	Department of Commerce and Consumer Affairs	
S (LTG)	Office of the Lieutenant Governor	
T (TAX)	Department of Taxation	
V1 (PSD)	Department of Public Safety	
Z1 (OHA)	Office of Hawaiian Affairs	
	Federal Agency	
	Dept.of Agriculture	
	Dept. of Commerce	
	Dept. of Defense	
	Dept. of Education	
	Dept. of Energy	
	Dept. of Health and Human Services	
	Dept. of Homeland Security	
	Dept. of Housing and Urban Development	
	Dept. of Justice	
	Dept. of Labor	
	Dept. of State	
	Dept. of the Interior	
	Dept. of the Treasury	
	Dept. of Transportation	
	Dept. of Veterans Affairs	
	Corporation for National & Community Svc	
	Environmental Protection Agency	
	General Services Administration	
	NASA	
	National Science Foundation	
	Nuclear Regulatory Commission	
	Office of Personnel Management	
	Small Business Administration	
	Social Security Administration	
	U.S. Agency for International Development	

Department of Human Services
Non-General Fund Listing

Table 12

Name of Fund	Purpose	Statutory Reference	MOF	Beginning FY14	Estimated FY14	Estimated FY14	Estimated FY14	Estimated FY14	Estimated FY14
				Unencumbered Cash Balance	Revenues	Expenditures and Encumbrances		Net Transfers	
Spouse and Child Abuse	Support spouse/child abuse intervention/prevention	Act 232/94 HRS 346-7.5	B	\$ 431,713	\$ 406,000	\$ 700,000	\$ -	\$ 137,713	\$ -
Geist Foundation	Compensate currently licensed foster parents to co-train applicants with the agency staff		T	\$ 545			\$ -	\$ 545	\$ -
Donations for Social Services	To meet acute emergency needs of clients who need immediate cash to purchase food or other goods and services		T	\$ 402,478	\$ 600,000	\$ 500,000		\$ 502,478	\$ -
Foster Grandparent Program	increase the number of foster grandparents and to defray related expenses to purchase food or other goods and services		T	\$ 39,186	\$ 15,000	\$ 35,000		\$ 19,186	\$ -
Blind Shop Revolving & Handicraft	Workshop or home labor purposes for the blind.	HRS 347-12	W	\$ 71,330	\$ -	\$ -	\$ -	\$ 71,330	\$ -
Randolph Sheppard Revolving Account	Blind vendor income from vending machines	Act 070/91	W	\$ 767,625	\$ 240,000	\$ 240,000	\$ -	\$ 767,625	\$ -
Donations for Sight Conservation	Donation account for sight conservation.	HRS 347-10	T	\$ 71,855	\$ 5,000	\$ 5,000	\$ -	\$ 71,855	\$ -
Commission on Fatherhood	Established to promote healthy family relationships between parents and children - encourage active participation by fathers of all ages in raising their children and the development and implementation of comprehensive strategies to strengthen the role of fathers in their children's lives.	Act 156, SLH 2003	T	\$ 1,921	\$ -	\$ 1,921	\$ -	\$ -	\$ -
Donations - Homeless Programs	Operating support for the Office of Homelessness		T	\$ 22,787	\$ -	\$ 22,787	\$ -	\$ -	\$ -
Commission on the Status of Women	Works for equality for women and girls in the state by acting as a catalyst for positive change through advocacy, education, collaboration and program development.	Act 147, SLH 2005	T	\$ 3,364	\$ -	\$ -	\$ -	\$ 3,364	\$ -
T901 - Residential Youth Programs	Expend funds on activities that would benefit all wards at HYCF.	HRS352-21	T	\$ 3,451.86				\$ 3,451.86	\$ -
T998 - Prisoner's Trust Fund	Funds belonging to wards at HYCF.	HRS352-18	T	\$ 757.51				\$ 757.51	\$ -

Department of Human Services
Vacancy Summary

Table 13

HMS	MOF	All Established Positions					Salaries and Wages		
		Total Permanent FTE	Total Vacant Permanent FTE	Total Temporary FTE	Total Vacant Temporary FTE	% Vacant	Budgeted Amount for All Positions	Budgeted Amount for All Filled Positions	Approximate Vacancy Savings Rate
220RH	N	182.00	38.00	1.00	0.00	20.8%	\$ 8,285,880	\$ 5,963,406	28.0%
220RH	W	13.00	5.00	0.00	0.00	38.5%	\$ 492,156	\$ 312,132	36.6%
222RA	A	1.25	0.25	0.00	0.00	20.0%	\$ 60,456	\$ 45,036	25.5%
222RA	N	16.75	7.75	15.00	11.00	59.1%	\$ 1,182,372	\$ 496,044	58.0%
224HS	A	6.00	1.00	0.00	0.00	16.7%	\$ 277,392	\$ 230,220	17.0%
229HA	N	71.00	8.00	39.00	15.00	20.9%	\$ 5,076,765	\$ 3,869,166	23.8%
229HA	W	17.00	5.00	9.00	4.00	34.6%	\$ 1,332,870	\$ 747,354	43.9%
236LC	A	303.85	28.30	0.00	0.00	9.3%	\$ 12,061,160	\$ 11,021,615	8.6%
236LC	N	239.15	23.70	0.00	0.00	9.9%	\$ 9,568,533	\$ 8,718,969	8.9%
238	N	45.00	9.00	0.00	0.00	20.0%	\$ 1,885,380	\$ 1,478,604	21.6%
301	A	215.44	41.24	0.00	0.00	19.1%	\$ 9,798,876	\$ 7,985,690	18.5%
301	N	192.06	47.76	0.00	0.00	24.9%	\$ 7,831,975	\$ 6,121,713	21.8%
302	A	19.57	0.00	0.00	0.00	0.0%	\$ 867,510	\$ 867,510	0.0%
302	N	19.43	0.00	0.00	0.00	0.0%	\$ 894,924	\$ 894,924	0.0%
501	A	13.00	1.00	0.00	0.00	7.7%	\$ 676,218	\$ 620,088	8.3%
501	N	0.00	0.00	1.50	0.00	0.0%	\$ 123,331	\$ 52,639	57.3%
503	A	122.00	14.00	1.00	0.00	11.4%	\$ 5,776,141	\$ 5,090,676	11.9%
601	A	65.84	3.00	0.00	0.00	4.6%	\$ 3,252,809	\$ 3,119,517	4.1%
601	N	8.66	0.00	3.00	0.00	0.0%	\$ 443,340	\$ 443,340	0.0%
802	A	36.27	5.13	0.00	2.31	20.5%	\$ 1,599,192	\$ 1,409,318	11.9%
802	N	68.23	8.37	10.00	4.69	16.7%	\$ 3,409,311	\$ 2,839,430	16.7%
888	A	1.00	0.00	1.00	0.00	0.0%	\$ 99,264	\$ 99,264	0.0%
901	A	14.80	3.00	0.00	0.00	20.3%	\$ 738,144	\$ 584,766	20.8%
901	N	4.20	1.00	0.00	0.00	23.8%	\$ 246,048	\$ 194,922	20.8%
902	A	120.94	19.25	8.70	1.70	16.2%	\$ 5,681,591	\$ 4,438,673	21.9%
902	B	0.56	0.00	0.00	0.00	0.0%	\$ 19,680	\$ -	100.0%

Department of Human Services
Vacancy Summary

Table 13

<u>HMS</u>	<u>MOF</u>	<u>All Established Positions</u>					<u>Salaries and Wages</u>		
		<u>Total Permanent FTE</u>	<u>Total Vacant Permanent FTE</u>	<u>Total Temporary FTE</u>	<u>Total Vacant Temporary FTE</u>	<u>% Vacant</u>	<u>Budgeted Amount for All Positions</u>	<u>Budgeted Amount for All Filled Positions</u>	<u>Approximate Vacancy Savings Rate</u>
902	N	127.50	22.75	14.30	3.30	18.4%	\$ 7,104,075	\$ 4,899,315	31.0%
903	A	42.71	5.89	0.00	0.00	13.8%	\$ 2,150,976	\$ 1,773,855	17.5%
903	N	38.29	6.11	0.00	0.00	16.0%	\$ 1,881,821	\$ 1,528,089	18.8%
904	A	132.90	14.75	5.00	1.00	11.4%	\$ 6,889,946	\$ 6,203,078	10.0%
904	N	26.10	4.25	0.00	0.00	16.3%	\$ 1,320,137	\$ 1,130,445	14.4%

Department of Human Services
Vacant Positions as of November 30, 2013

Table 14

HMS	Date of Vacancy	Expected Fill Date	Position Number	Position Title	Exempt (Y/N)	SR Level	BU Code	Perm Temp (P/T)	FTE	MOF	Budgeted Amount	Actual Salary Last Paid	Authority to Hire (Y/N)	Occupied by 89 Day Hire (Y/N)	# of 89 Hire Appts	Describe if Filled by other Means	Priority # to Retain
904	10/1/2013	3/31/2014	1761	Personnel Mgmt Specialist V	N	SR24	73	P	1.00	A	\$ 61,680	\$ 67,488	Y	N	0		
904	12/29/2012	12/17/2013	2464	Prgm & Budget Analysis Mgr I	N	EM05	35	P	1.00	A	\$ 72,168	\$ 75,960	Y	N	0		filled
904	9/21/2013	1/2/2014	2622	Personnel Clerk III	N	SR09	63	P	1.00	A	\$ 34,692	\$ 27,756	Y	N	0		filled
904	5/9/2012	3/31/2014	14144	Eligibility Wkr I	N	SR12	03	P	0.65	A	\$ 33,353	\$ 25,662	N	N	0		
904	5/9/2012	3/31/2014	14144	Eligibility Wkr I	N	SR12	03	P	0.35	N	\$ 17,959	\$ 13,818	N	N	0		
904	3/1/2010	3/31/2014	23672	Eligibility Wkr V	N	SR20	04	P	0.65	A	\$ 36,075	\$ 41,083	N	N	0		
904	3/1/2010	3/31/2014	23672	Eligibility Wkr V	N	SR20	04	P	0.35	N	\$ 19,425	\$ 22,121	N	N	0		
904	12/31/2011	3/31/2014	25457	Computer Operations Supvr I	N	SR19	04	P	0.65	A	\$ 32,510	\$ 39,484	Y	N	0		
904	12/31/2011	3/31/2014	25457	Computer Operations Supvr I	N	SR19	04	P	0.35	N	\$ 20,198	\$ 21,260	Y	N	0		
904	8/1/2012	3/31/2014	25941	Eligibility Wkr IV	N	SR18	03	P	0.55	A	\$ 30,538	\$ 32,142	Y	N	0		
904	8/1/2012	3/31/2014	25941	Eligibility Wkr IV	N	SR18	03	P	0.45	N	\$ 24,986	\$ 26,298	Y	N	0		
904	4/1/2013	3/31/2014	26377	Eligibility Wkr IV	N	SR18	03	P	0.55	A	\$ 19,840	\$ 23,476	Y	N	0		
904	4/1/2013	3/31/2014	26377	Eligibility Wkr IV	N	SR18	03	P	0.45	N	\$ 16,232	\$ 19,208	Y	N	0		
904	5/16/2013	3/31/2014	27011	Information Technol Spclt IV	N	SR22	13	P	0.65	A	\$ 28,142	\$ 29,624	Y	N	0		
904	5/16/2013	3/31/2014	27011	Information Technol Spclt IV	N	SR22	13	P	0.35	N	\$ 15,154	\$ 15,952	Y	N	0		
904	9/9/2013	3/31/2014	28228	Information Technol Spclt II	N	SR18	13	P	0.65	A	\$ 28,142	\$ 30,810	N	N	0		
904	9/9/2013	3/31/2014	28228	Information Technol Spclt II	N	SR18	13	P	0.35	N	\$ 15,154	\$ 16,590	N	N	0		
904	6/1/2012	3/31/2014	30532	Eligibility Wkr IV	N	SR18	03	P	0.55	A	\$ 15,943	\$ 22,572	Y	N	0		filled
904	6/1/2012	3/31/2014	30532	Eligibility Wkr IV	N	SR18	03	P	0.45	N	\$ 13,045	\$ 18,468	Y	N	0		filled
904	10/16/2012	3/31/2014	30533	Eligibility Wkr IV	N	SR18	03	P	0.55	A	\$ 19,840	\$ 21,714	Y	N	0		filled
904	10/16/2012	3/31/2014	30533	Eligibility Wkr IV	N	SR18	03	P	0.45	N	\$ 16,232	\$ 17,766	Y	N	0		filled
904	10/21/2013	3/31/2014	32018	Office Assistant III	N	SR08	03	P	1.00	A	\$ 24,384	\$ 26,700	N	N	0		
904	6/29/2013	3/31/2014	34005	Program Budget Analyst V	N	SR24	93	P	1.00	A	\$ 23,430	\$ 49,332	N	N	0		
904	10/7/2013	3/31/2014	34112	Account Clerk III	N	SR11	03	P	1.00	A	\$ 33,312	\$ 30,036	Y	N	0		
904	11/16/2011	3/31/2014	35316	Office Assistant III	N	SR08	03	P	1.00	A	\$ 14,384	\$ 30,036	N	N	0		
904	8/1/2012	3/31/2014	37687	Computer Operator II	N	SR15	03	P	0.65	A	\$ 28,517	\$ 30,014	N	N	0		
904	8/1/2012	3/31/2014	37687	Computer Operator II	N	SR15	03	P	0.35	N	\$ 15,355	\$ 16,162	N	N	0		
904	11/1/2013	3/31/2014	42135	Accountant IV	N	SR22	13	P	1.00	A	\$ 48,744	\$ 53,364	N	N	0		
904	6/25/2013	1/2/2014	117103	Office Assistant III	N	SR08	63	T	1.00	A	\$ 33,744	\$ 35,520	Y	N	0		filled
904	9/19/2011	3/31/2014	118570	Social Service Aid III	N	SR09	03	P	0.65	A	\$ 29,624	\$ 19,523	N	N	0		
904	9/19/2011	3/31/2014	118570	Social Service Aid III	N	SR09	03	P	0.35	N	\$ 15,952	\$ 10,513	N	N	0		
904		3/31/2014	94701K	SECRETARY I				T	1.00	A	\$ 15,018	\$ -					unestab
904		3/31/2014	94713K	PERS MANAGEMENT SPCLT IV				P	1.00	A	\$ 22,788	\$ -					unestab
224	4/14/2012	3/31/2014	27585	Office Assistant III	N	SR08	03	P	1.00	A	\$ 24,384	\$ 25,668	Y	N	0		committed
224		3/31/2014	94001K	PROGRAM SPECIALIST IV				P	1.00	A	\$ 22,788	\$ -					unestab
236	2/19/2013	3/31/2014	1681	Eligibility Wkr I	N	SR12	03	P	0.58	A	\$ 28,126	\$ 30,123	Y	N	0		
236	2/19/2013	3/31/2014	1681	Eligibility Wkr I	N	SR12	03	P	0.42	N	\$ 21,218	\$ 21,813	Y	N	0		
236	7/1/2010	3/31/2014	1700	Eligibility Wkr I	N	SR12	03	P	0.57	A	\$ 18,993	\$ 28,461	Y	Y	10		
236	7/1/2010	3/31/2014	1700	Eligibility Wkr I	N	SR12	03	P	0.43	N	\$ 14,328	\$ 21,471	Y	Y	10		

Department of Human Services
Vacant Positions as of November 30, 2013

Table 14

HMS	Date of Vacancy	Expected Fill Date	Position Number	Position Title	Exempt (Y/N)	SR Level	BU Code	Perm Temp (P/T)	FTE	MOF	Budgeted Amount	Actual Salary Last Paid	Authority to Hire (Y/N)	Occupied by 89 Day Hire (Y/N)	# of 89 Hire Appts	Describe if Filled by other Means	Priority # to Retain
236	6/30/2012	3/31/2014	1809	Office Assistant IV	N	SR10	03	P	1.00	N	\$ 42,192	\$ 42,684	N	N	0		
236	11/16/2012	3/31/2014	3781	Office Assistant III	N	SR08	03	P	0.57	A	\$ 16,266	\$ 17,121	Y	Y	2		committed
236	11/16/2012	3/31/2014	3781	Office Assistant III	N	SR08	03	P	0.43	N	\$ 12,270	\$ 12,915	Y	Y	2		committed
236	6/13/2013	3/31/2014	7715	Eligibility Wkr I	N	SR12	03	P	0.57	A	\$ 19,774	\$ 20,814	Y	N	0		filled
236	6/13/2013	3/31/2014	7715	Eligibility Wkr I	N	SR12	03	P	0.43	N	\$ 14,918	\$ 15,702	Y	N	0		filled
236	11/23/2013	3/31/2014	14132	Eligibility Wkr III	N	SR16	03	P	0.57	A	\$ 20,561	\$ 22,504	N	N	0		
236	11/23/2013	3/31/2014	14132	Eligibility Wkr III	N	SR16	03	P	0.43	N	\$ 15,511	\$ 16,976	N	N	0		
236	10/21/2013	3/31/2014	14143	Eligibility Wkr II	N	SR14	03	P	0.57	A	\$ 18,988	\$ 19,241	N	N	0		
236	10/21/2013	3/31/2014	14143	Eligibility Wkr II	N	SR14	03	P	0.43	N	\$ 14,324	\$ 14,515	N	N	0		
236	10/11/2013	3/31/2014	14148	Eligibility Wkr III	N	SR16	03	P	0.57	A	\$ 24,049	\$ 26,320	N	N	0		
236	10/11/2013	3/31/2014	14148	Eligibility Wkr III	N	SR16	03	P	0.43	N	\$ 18,143	\$ 19,856	N	N	0		
236	10/16/2013	3/31/2014	14149	Eligibility Wkr I	N	SR12	03	P	0.57	A	\$ 18,988	\$ 17,791	N	N	0		
236	10/16/2013	3/31/2014	14149	Eligibility Wkr I	N	SR12	03	P	0.43	N	\$ 14,324	\$ 13,421	N	N	0		
236	8/16/2013	3/31/2014	17399	Eligibility Wkr V	N	SR20	04	P	0.57	A	\$ 22,223	\$ 27,387	Y	N	0		committed
236	8/16/2013	3/31/2014	17399	Eligibility Wkr V	N	SR20	04	P	0.43	N	\$ 16,765	\$ 20,661	Y	N	0		committed
236	9/3/2013	1/2/2014	17696	Secretary II	N	SR14	03	P	0.57	A	\$ 17,558	\$ 22,504	Y	N	0		filled
236	9/3/2013	1/2/2014	17696	Secretary II	N	SR14	03	P	0.43	N	\$ 13,246	\$ 16,976	Y	N	0		filled
236	9/3/2013	3/31/2014	19106	Secretary I	N	SR12	03	P	0.57	A	\$ 17,558	\$ 19,241	Y	N	0		filled
236	9/3/2013	3/31/2014	19106	Secretary I	N	SR12	03	P	0.43	N	\$ 13,246	\$ 14,515	Y	N	0		filled
236	9/1/2013	3/31/2014	19409	Eligibility Wkr V	N	SR20	04	P	0.57	A	\$ 31,649	\$ 34,624	Y	N	0		
236	9/1/2013	3/31/2014	19409	Eligibility Wkr V	N	SR20	04	P	0.43	N	\$ 23,875	\$ 26,120	Y	N	0		
236	5/1/2013	3/31/2014	22153	Eligibility Wkr I	N	SR12	03	P	0.57	A	\$ 22,223	\$ 17,121	N	N	0		
236	5/1/2013	3/31/2014	22153	Eligibility Wkr I	N	SR12	03	P	0.43	N	\$ 16,765	\$ 12,915	N	N	0		
236	10/15/2013	3/31/2014	22154	Eligibility Wkr III	N	SR16	03	P	0.57	A	\$ 21,382	\$ 23,393	N	N	0		
236	10/15/2013	3/31/2014	22154	Eligibility Wkr III	N	SR16	03	P	0.43	N	\$ 16,130	\$ 17,647	N	N	0		
236	8/4/2012	1/2/2014	22159	Eligibility Wkr I	N	SR12	03	P	0.57	A	\$ 18,988	\$ 17,791	Y	N	0		filled
236	8/4/2012	1/2/2014	22159	Eligibility Wkr I	N	SR12	03	P	0.43	N	\$ 14,324	\$ 13,421	Y	N	0		filled
236	6/1/2013	1/2/2014	22362	Eligibility Wkr I	N	SR12	03	P	0.57	A	\$ 18,988	\$ 17,121	Y	N	0		filled
236	6/1/2013	1/2/2014	22362	Eligibility Wkr I	N	SR12	03	P	0.43	N	\$ 14,324	\$ 12,915	Y	N	0		filled
236	6/3/2013	3/31/2014	22856	Eligibility Wkr I	N	SR12	03	P	0.57	A	\$ 19,774	\$ 20,814	Y	N	0		committed
236	6/3/2013	3/31/2014	22856	Eligibility Wkr I	N	SR12	03	P	0.43	N	\$ 14,918	\$ 15,702	Y	N	0		committed
236	10/10/2013	3/31/2014	23716	Social Worker III	N	SR20	13	P	0.50	A	\$ 28,530	\$ 30,006	N	N	0		
236	10/10/2013	3/31/2014	23716	Social Worker III	N	SR20	13	P	0.50	N	\$ 28,530	\$ 30,006	N	N	0		
236	6/10/2013	3/31/2014	24182	Eligibility Wkr III	N	SR16	03	P	0.57	A	\$ 21,382	\$ 22,504	Y	N	0		committed
236	6/10/2013	3/31/2014	24182	Eligibility Wkr III	N	SR16	03	P	0.43	N	\$ 16,130	\$ 16,976	Y	N	0		committed
236	7/15/2013	3/31/2014	24184	Eligibility Wkr III	N	SR16	03	P	0.57	A	\$ 20,561	\$ 22,504	N	N	0		
236	7/15/2013	3/31/2014	24184	Eligibility Wkr III	N	SR16	03	P	0.43	N	\$ 15,511	\$ 16,976	N	N	0		
236	10/1/2013	3/31/2014	24488	Office Assistant III	N	SR08	03	P	0.57	A	\$ 18,276	\$ 19,986	N	N	0		
236	10/1/2013	3/31/2014	24488	Office Assistant III	N	SR08	03	P	0.43	N	\$ 13,788	\$ 15,078	N	N	0		
236	9/10/2013	3/31/2014	24980	Secretary I	N	SR12	03	P	0.57	A	\$ 16,266	\$ 17,791	Y	N	0		committed

Department of Human Services
 Vacant Positions as of November 30, 2013

Table 14

HMS	Date of Vacancy	Expected Fill Date	Position Number	Position Title	Exempt (Y/N)	SR Level	BU Code	Perm Temp (P/T)	FTE	MOF	Budgeted Amount	Actual Salary Last Paid	Authority to Hire (Y/N)	Occupied by 89 Day Hire (Y/N)	# of 89 Hire Appts	Describe if Filled by other Means	Priority # to Retain
236	9/10/2013	3/31/2014	24980	Secretary I	N	SR12	03	P	0.43	N	\$ 12,270	\$ 13,421	Y	N	0		committed
236	11/16/2013	3/31/2014	24983	Eligibility Wkr II	N	SR14	03	P	0.57	A	\$ 18,988	\$ 19,241	N	N	0		
236	11/16/2013	3/31/2014	24983	Eligibility Wkr II	N	SR14	03	P	0.43	N	\$ 14,324	\$ 14,515	N	N	0		
236	6/30/2012	3/31/2014	25016	Office Assistant III	N	SR08	03	P	0.57	A	\$ 16,902	\$ 17,791	N	N	0		
236	6/30/2012	3/31/2014	25016	Office Assistant III	N	SR08	03	P	0.43	N	\$ 12,750	\$ 13,421	N	N	0		
236	6/13/2013	1/2/2014	26393	Secretary II	N	SR14	03	P	0.57	A	\$ 23,112	\$ 19,241	Y	N	0		committed
236	6/13/2013	1/2/2014	26393	Secretary II	N	SR14	03	P	0.43	N	\$ 17,436	\$ 14,515	Y	N	0		committed
236	11/1/2013	3/31/2014	26399	Secretary I	N	SR12	03	P	0.57	A	\$ 22,223	\$ 24,330	Y	N	0		
236	11/1/2013	3/31/2014	26399	Secretary I	N	SR12	03	P	0.43	N	\$ 16,765	\$ 18,354	Y	N	0		
236	10/12/2013	3/31/2014	27446	Eligibility Wkr II	N	SR14	03	P	0.57	A	\$ 16,266	\$ 19,241	N	N	0		
236	10/12/2013	3/31/2014	27446	Eligibility Wkr II	N	SR14	03	P	0.43	N	\$ 12,270	\$ 14,515	N	N	0		
236	6/1/2012	3/31/2014	28082	Eligibility Wkr I	N	SR12	03	P	0.57	A	\$ 16,266	\$ 17,121	Y	N	0		filled
236	6/1/2012	3/31/2014	28082	Eligibility Wkr I	N	SR12	03	P	0.43	N	\$ 12,270	\$ 12,915	Y	N	0		filled
236	7/1/2013	1/2/2014	28114	Eligibility Wkr III	N	SR16	03	P	0.57	A	\$ 20,561	\$ 21,642	Y	N	0		committed
236	7/1/2013	1/2/2014	28114	Eligibility Wkr III	N	SR16	03	P	0.43	N	\$ 15,511	\$ 16,326	Y	N	0		committed
236	1/18/2012	3/31/2014	28191	Office Assistant III	N	SR08	03	P	0.57	A	\$ 15,027	\$ 15,027	Y	Y	1		committed
236	1/18/2012	3/31/2014	28191	Office Assistant III	N	SR08	03	P	0.43	N	\$ 11,337	\$ 11,337	Y	Y	1		committed
236	10/15/2013	3/31/2014	28218	Eligibility Wkr III	N	SR16	03	P	0.57	A	\$ 21,382	\$ 23,393	N	N	0		
236	10/15/2013	3/31/2014	28218	Eligibility Wkr III	N	SR16	03	P	0.43	N	\$ 16,130	\$ 17,647	N	N	0		
236	11/1/2013	3/31/2014	28221	Eligibility Wkr I	N	SR12	03	P	0.57	A	\$ 18,988	\$ 17,791	N	N	0		
236	11/1/2013	3/31/2014	28221	Eligibility Wkr I	N	SR12	03	P	0.43	N	\$ 14,324	\$ 13,421	N	N	0		
236	12/7/2011	3/31/2014	28237	Secretary I	N	SR12	03	P	0.57	A	\$ 23,112	\$ 24,330	N	N	0	Temp vacancy; filled by PERM incumbent with return rights	
236	12/7/2011	3/31/2014	28237	Secretary I	N	SR12	03	P	0.43	N	\$ 17,436	\$ 18,354	N	N	0	Temp vacancy; filled by PERM incumbent with return rights	
236	11/9/2013	3/31/2014	28307	Eligibility Wkr V	N	SR20	04	P	0.57	A	\$ 28,126	\$ 30,787	N	N	0		
236	11/9/2013	3/31/2014	28307	Eligibility Wkr V	N	SR20	04	P	0.43	N	\$ 21,218	\$ 23,225	N	N	0		
236	9/3/2013	3/31/2014	31097	Eligibility Wkr I	N	SR12	03	P	0.57	A	\$ 26,019	\$ 28,461	Y	N	0		
236	9/3/2013	3/31/2014	31097	Eligibility Wkr I	N	SR12	03	P	0.43	N	\$ 19,629	\$ 21,471	Y	N	0		
236	6/29/2013	3/31/2014	31115	Eligibility Wkr I	N	SR12	03	P	0.57	A	\$ 18,988	\$ 17,121	Y	N	0		
236	6/29/2013	3/31/2014	31115	Eligibility Wkr I	N	SR12	03	P	0.43	N	\$ 14,324	\$ 12,915	Y	N	0		

Department of Human Services
 Vacant Positions as of November 30, 2013

Table 14

HMS	Date of Vacancy	Expected Fill Date	Position Number	Position Title	Exempt (Y/N)	SR Level	BU Code	Perm Temp (P/T)	FTE	MOF	Budgeted Amount	Actual Salary Last Paid	Authority to Hire (Y/N)	Occupied by 89 Day Hire (Y/N)	# of 89 Hire Appts	Describe if Filled by other Means	Priority # to Retain
236	12/4/2012	3/31/2014	31302	Eligibility Wkr III	N	SR16	03	P	0.57	A	\$ 21,382	\$ 22,504	N	N	0	Temp vacancy; filled by PERM incumbent with return rights	
236	12/4/2012	3/31/2014	31302	Eligibility Wkr III	N	SR16	03	P	0.43	N	\$ 16,130	\$ 16,976	N	N	0	Temp vacancy; filled by PERM incumbent with return rights	
236	6/24/2013	3/31/2014	31448	Office Assistant III	N	SR08	03	P	0.57	A	\$ 13,899	\$ 14,631	Y	Y	1		filled
236	6/24/2013	3/31/2014	31448	Office Assistant III	N	SR08	03	P	0.43	N	\$ 10,485	\$ 11,037	Y	Y	1		filled
236	9/5/2013	3/31/2014	34713	Eligibility Wkr I	N	SR12	03	P	0.57	A	\$ 18,988	\$ 23,393	N	N	0		
236	9/5/2013	3/31/2014	34713	Eligibility Wkr I	N	SR12	03	P	0.43	N	\$ 14,324	\$ 17,647	N	N	0		
236	10/1/2013	3/31/2014	34715	Eligibility Wkr I	N	SR12	03	P	0.57	A	\$ 21,382	\$ 17,121	N	N	0		
236	10/1/2013	3/31/2014	34715	Eligibility Wkr I	N	SR12	03	P	0.43	N	\$ 16,130	\$ 12,915	N	N	0		
236	12/17/2012	3/31/2014	34719	Eligibility Wkr I	N	SR12	03	P	0.57	A	\$ 24,049	\$ 17,791	Y	N	0		filled
236	12/17/2012	3/31/2014	34719	Eligibility Wkr I	N	SR12	03	P	0.43	N	\$ 18,143	\$ 13,421	Y	N	0		filled
236	7/1/2013	1/2/2014	35071	Eligibility Wkr V	N	SR20	04	P	0.57	A	\$ 27,039	\$ 29,604	Y	N	0		filled
236	7/1/2013	1/2/2014	35071	Eligibility Wkr V	N	SR20	04	P	0.43	N	\$ 20,397	\$ 22,332	Y	N	0		filled
236	3/1/2013	1/2/2014	35879	Eligibility Wkr V	N	SR20	04	P	0.57	A	\$ 28,126	\$ 29,604	Y	N	0		filled
236	3/1/2013	1/2/2014	35879	Eligibility Wkr V	N	SR20	04	P	0.43	N	\$ 21,218	\$ 22,332	Y	N	0		filled
236	11/1/2013	3/31/2014	42177	Secretary I	N	SR12	03	P	0.57	A	\$ 21,382	\$ 23,393	Y	N	0		filled
236	11/1/2013	3/31/2014	42177	Secretary I	N	SR12	03	P	0.43	N	\$ 16,130	\$ 17,647	Y	N	0		filled
236	4/22/2013	3/31/2014	42178	Secretary I	N	SR12	03	P	0.57	A	\$ 16,266	\$ 17,791	Y	N	0		filled
236	4/22/2013	3/31/2014	42178	Secretary I	N	SR12	03	P	0.43	N	\$ 12,270	\$ 13,421	Y	N	0		filled
236	8/12/2013	3/31/2014	42983	Eligibility Program Spclt IV	N	SR22	13	P	0.57	A	\$ 22,947	\$ 34,207	Y	N	0		filled
236	8/12/2013	3/31/2014	42983	Eligibility Program Spclt IV	N	SR22	13	P	0.43	N	\$ 20,349	\$ 25,805	Y	N	0		filled
236	12/29/2012	3/31/2014	45438	Self-Suff/Supp Svcs Spclt III	N	SR20	13	P	0.50	A	\$ 22,518	\$ 23,706	N	N	0		
236	12/29/2012	3/31/2014	45438	Self-Suff/Supp Svcs Spclt III	N	SR20	13	P	0.50	N	\$ 22,518	\$ 23,706	N	N	0		
236	5/11/2013	3/31/2014	46896	Self-Suff/Supp Svcs Supvr III	N	SR26	23	P	0.50	A	\$ 26,364	\$ 27,750	Y	N	0		
236	5/11/2013	3/31/2014	46896	Self-Suff/Supp Svcs Supvr III	N	SR26	23	P	0.50	N	\$ 26,364	\$ 27,750	Y	N	0		
236	8/26/2013	3/31/2014	47443	Self-Suff/Supp Svcs Spclt III	N	SR20	13	P	1.00	N	\$ 43,296	\$ 47,400	N	N	0		
236	8/30/2013	1/2/2014	120844	Office Assistant III	N	SR08	03	P	0.57	A	\$ 14,070	\$ -	Y	N	0		filled
236	8/30/2013	1/2/2014	120844	Office Assistant III	N	SR08	03	P	0.43	N	\$ 10,614	\$ -	Y	N	0		filled
236	8/30/2013	3/31/2014	120845	Office Assistant III	N	SR08	03	P	0.57	A	\$ 14,070	\$ -	Y	N	0		filled
236	8/30/2013	3/31/2014	120845	Office Assistant III	N	SR08	03	P	0.43	N	\$ 10,614	\$ -	Y	N	0		filled
903	7/25/2013	3/31/2014	17597	Eligibility Program Spclt IV	N	SR22	13	P	0.53	A	\$ 29,059	\$ 37,200	Y	N	0		filled
903	7/25/2013	3/31/2014	17597	Eligibility Program Spclt IV	N	SR22	13	P	0.47	N	\$ 25,769	\$ 32,988	Y	N	0		filled
903	8/1/2012	3/31/2014	26394	Staff Services Supvr II	N	SR16	03	P	0.53	A	\$ 18,584	\$ 18,584	N	N	0		

Department of Human Services
Vacant Positions as of November 30, 2013

Table 14

HMS	Date of Vacancy	Expected Fill Date	Position Number	Position Title	Exempt (Y/N)	SR Level	BU Code	Perm Temp (P/T)	FTE	MOF	Budgeted Amount	Actual Salary Last Paid	Authority to Hire (Y/N)	Occupied by 89 Day Hire (Y/N)	# of 89 Hire Appts	Describe if Filled by other Means	Priority # to Retain
903	8/1/2012	3/31/2014	26394	Staff Services Supvr II	N	SR16	03	P	0.47	N	\$ 16,480	\$ 16,480	N	N	0		
903	5/18/2012	3/31/2014	27673	Staff Services Supvr II	N	SR16	03	P	0.57	A	\$ 24,049	\$ 25,315	N	N	0		
903	5/18/2012	3/31/2014	27673	Staff Services Supvr II	N	SR16	03	P	0.43	N	\$ 18,143	\$ 19,097	N	N	0		
903	11/1/2013	3/31/2014	28086	Secretary I	N	SR12	03	P	0.57	A	\$ 16,266	\$ 17,791	N	N	0		
903	11/1/2013	3/31/2014	28086	Secretary I	N	SR12	03	P	0.43	N	\$ 12,270	\$ 13,421	N	N	0		
903	7/2/2012	3/31/2014	28238	Purchasing Technician I	N	SR11	03	P	0.57	A	\$ 18,276	\$ 19,241	Y	N	0		filled
903	7/2/2012	3/31/2014	28238	Purchasing Technician I	N	SR11	03	P	0.43	N	\$ 13,788	\$ 14,515	Y	N	0		filled
903	3/19/2013	3/31/2014	29834	Investigator IV	N	SR22	13	P	0.53	A	\$ 25,834	\$ 27,195	N	N	0		
903	3/19/2013	3/31/2014	29834	Investigator IV	N	SR22	13	P	0.47	N	\$ 22,910	\$ 24,117	N	N	0		
903	7/20/2013	3/31/2014	32160	Office Assistant III	N	SR08	03	P	1.00	N	\$ 25,368	\$ 26,700	Y	Y	1		filled
903	11/24/2012	3/31/2014	32803	Investigator IV	N	SR22	73	P	0.53	A	\$ 23,869	\$ 25,128	Y	Y	1		
903	11/24/2012	3/31/2014	32803	Investigator IV	N	SR22	73	P	0.47	N	\$ 21,167	\$ 22,284	Y	Y	1		
903	5/16/2013	3/31/2014	35194	Eligibility Wkr IV	N	SR18	03	P	0.53	A	\$ 19,118	\$ 23,538	Y	N	0		
903	5/16/2013	3/31/2014	35194	Eligibility Wkr IV	N	SR18	03	P	0.47	N	\$ 16,954	\$ 20,874	Y	N	0		
903	7/1/2013	3/31/2014	37130	Investigator III	N	SR20	13	P	0.53	A	\$ 26,865	\$ 28,277	Y	N	0		filled
903	7/1/2013	3/31/2014	37130	Investigator III	N	SR20	13	P	0.47	N	\$ 23,823	\$ 25,075	Y	N	0		filled
903	4/1/2013	3/31/2014	45473	Office Assistant III	N	SR08	03	P	0.50	A	\$ 14,268	\$ 15,018	N	N	0		
903	4/1/2013	3/31/2014	45473	Office Assistant III	N	SR08	03	P	0.50	N	\$ 14,268	\$ 15,018	N	N	0		
903	6/30/2012	3/31/2014	46867	Self-Suff/Supp Svcs Mgr	N	EM05	35	P	0.50	A	\$ 47,388	\$ 49,884	N	N	0		
903	6/30/2012	3/31/2014	46867	Self-Suff/Supp Svcs Mgr	N	EM05	35	P	0.50	N	\$ 47,388	\$ 49,884	N	N	0		
903		3/31/2014	30104K	ACCOUNTANT IV				P	0.57	A	\$ 24,679	\$ -					unestab
903		3/31/2014	30104K	ACCOUNTANT IV				P	0.43	N	\$ 19,598	\$ -					unestab
903		3/31/2014	94201K	INVESTIGATOR III				P	0.53	A	\$ 11,165	\$ -					unestab
903		3/31/2014	94201K	INVESTIGATOR III				P	0.47	N	\$ 9,901	\$ -					unestab
903		3/31/2014	94204K	ELIGIBILITY WORKER IV				P	0.53	A	\$ 10,061	\$ -					unestab
903		3/31/2014	94204K	ELIGIBILITY WORKER IV				P	0.47	N	\$ 8,923	\$ -					unestab
903		3/31/2014	94205K	INVESTIGATOR IV				P	0.53	A	\$ 12,078	\$ -					unestab
903		3/31/2014	94205K	INVESTIGATOR IV				P	0.47	N	\$ 10,710	\$ -					unestab
903		3/31/2014	94206K	OFFICE ASSISTANT III				P	0.53	A	\$ 6,802	\$ -					unestab
903		3/31/2014	94206K	OFFICE ASSISTANT III				P	0.47	N	\$ 3,032	\$ -					unestab
903		3/31/2014	94207K	PROJECT MANAGER				T	0.53	A	\$ 21,200	\$ -					unestab
903		3/31/2014	94207K	PROJECT MANAGER				T	0.47	N	\$ 18,800	\$ -					unestab
903		3/31/2014	94208K	BUSINESS ANALYST				T	0.53	A	\$ 13,780	\$ -					unestab
903		3/31/2014	94208K	BUSINESS ANALYST				T	0.47	N	\$ 12,220	\$ -					unestab
903		3/31/2014	94209K	BUSINESS ANALYST				T	0.53	A	\$ 13,780	\$ -					unestab
903		3/31/2014	94209K	BUSINESS ANALYST				T	0.47	N	\$ 12,220	\$ -					unestab
238	12/29/2012	3/31/2014	11238	Disability Claims Spclt IV	N	SR22	13	P	1.00	N	\$ 50,688	\$ 53,352	N	N	0		
238	12/29/2012	3/31/2014	23504	Disability Claims Spclt III	N	SR20	13	P	1.00	N	\$ 50,688	\$ 53,352	N	N	0		

Department of Human Services
Vacant Positions as of November 30, 2013

Table 14

HMS	Date of Vacancy	Expected Fill Date	Position Number	Position Title	Exempt (Y/N)	SR Level	BU Code	Perm Temp (P/T)	FTE	MOF	Budgeted Amount	Actual Salary Last Paid	Authority to Hire (Y/N)	Occupied by 89 Day Hire (Y/N)	# of 89 Hire Appts	Describe if Filled by other Means	Priority # to Retain
238	7/1/2003	3/31/2014	23609	Office Assistant III	N	SR08	03	P	1.00	N	\$ 24,384	\$ 28,836	N	N	0		
238	12/22/2011	3/31/2014	24198	Disability Claims Spclt III	N	SR20	13	P	1.00	N	\$ 48,744	\$ 51,312	N	N	0		
238	12/29/2012	3/31/2014	24453	Office Assistant III	N	SR08	03	P	1.00	N	\$ 38,988	\$ 39,480	N	N	0		
238	12/1/2012	3/31/2014	24930	Professional Trainee I	N	SR16	13	P	1.00	N	\$ 34,224	\$ 36,024	N	N	0		
238	6/1/2013	3/31/2014	24938	Office Assistant III	N	SR08	03	P	1.00	N	\$ 33,312	\$ 25,668	N	N	0		
238	10/16/2013	3/31/2014	45066	Disability Claims Spclt III	N	SR20	13	P	1.00	N	\$ 38,520	\$ 45,576	N	N	0		
238	11/30/2012	3/31/2014	47418	Professional Trainee I	N	SR16	13	P	1.00	N	\$ 45,036	\$ 36,024	N	N	0		
802	8/15/2013	3/31/2014	12557	Vocational Rehab Manager II	N	EM03	35	P	0.34	A	\$ 25,190	\$ 28,413	Y	N	0		filled
802	8/15/2013	3/31/2014	12557	Vocational Rehab Manager II	N	EM03	35	P	0.66	N	\$ 51,142	\$ 55,155	Y	N	0		filled
802	10/1/2013	3/31/2014	15293	Orientation & Moblty Thrps III	N	SR20	13	P	0.33	A	\$ 18,818	\$ 20,600	N	N	0		
802	10/1/2013	3/31/2014	15293	Orientation & Moblty Thrps III	N	SR20	13	P	0.67	N	\$ 38,206	\$ 41,824	N	N	0		
802	3/16/2012	12/2/2013	15814	Vocational Rehab Spclt V	N	SR24	23	P	0.33	A	\$ 18,818	\$ 19,808	Y	N	0		filled
802	3/16/2012	12/2/2013	15814	Vocational Rehab Spclt V	N	SR24	23	P	0.67	N	\$ 38,206	\$ 40,216	Y	N	0		filled
802	10/28/2013	3/31/2014	15823	Vocational Rehab Spclt I	N	SR16	13	P	0.33	A	\$ 14,288	\$ 15,040	N	N	0		
802	10/28/2013	3/31/2014	15823	Vocational Rehab Spclt I	N	SR16	13	P	0.67	N	\$ 29,008	\$ 30,536	N	N	0		
802	8/1/2013	3/31/2014	19025	Office Assistant III	N	SR08	03	P	0.33	A	\$ 8,047	\$ 8,811	Y	N	0		filled
802	8/1/2013	3/31/2014	19025	Office Assistant III	N	SR08	03	P	0.67	N	\$ 16,337	\$ 17,889	Y	N	0		filled
802	5/16/2013	3/31/2014	22389	Vending Facilities Spclt	N	SR20	13	P	0.33	A	\$ 13,207	\$ 13,904	Y	N	0		
802	5/16/2013	3/31/2014	22389	Vending Facilities Spclt	N	SR20	13	P	0.67	N	\$ 26,813	\$ 28,228	Y	N	0		
802	9/4/2013	3/31/2014	30550	Vocational Rehab Spclt IV	N	SR22	13	P	0.33	A	\$ 11,294	\$ 15,642	Y	N	0		
802	9/4/2013	3/31/2014	30550	Vocational Rehab Spclt IV	N	SR22	13	P	0.67	N	\$ 22,930	\$ 31,758	Y	N	0		
802	10/22/2013	3/31/2014	31327	Vocational Rehab Spclt III	N	SR20	13	P	0.33	A	\$ 13,737	\$ 15,040	N	N	0		
802	10/22/2013	3/31/2014	31327	Vocational Rehab Spclt III	N	SR20	13	P	0.67	N	\$ 27,891	\$ 30,536	N	N	0		
802	10/1/2013	3/31/2014	31346	Vocational Rehab Spclt II	N	SR18	13	P	0.33	A	\$ 13,207	\$ 13,381	Y	N	0		
802	10/1/2013	3/31/2014	31346	Vocational Rehab Spclt II	N	SR18	13	P	0.67	N	\$ 26,813	\$ 27,167	Y	N	0		
802	9/1/2013	3/31/2014	32649	Vocational Rehab Spclt III	N	SR20	13	P	0.16	A	\$ 8,772	\$ 9,602	Y	N	0		
802	9/1/2013	3/31/2014	32649	Vocational Rehab Spclt III	N	SR20	13	P	0.34	N	\$ 18,642	\$ 20,404	Y	N	0		
802	7/1/2013	3/31/2014	38991	Social Service Assistant IV	N	SR11	03	P	0.33	A	\$ 9,041	\$ 9,912	Y	N	0		
802	7/1/2013	3/31/2014	38991	Social Service Assistant IV	N	SR11	03	P	0.67	N	\$ 18,355	\$ 20,124	Y	N	0		
802	5/25/2011	3/31/2014	112857	Rehab Teacher For Blind III	N	SR20	13	P	1.00	A	\$ 13,207	\$ 55,500	N	N	0		
802	8/13/2007	3/31/2014	118351	Social Service Assistant IV	N	SR11	03	P	0.33	A	\$ 9,041	\$ -	Y	N	0		
802	8/13/2007	3/31/2014	118351	Social Service Assistant IV	N	SR11	03	P	0.67	N	\$ 18,355	\$ -	Y	N	0		
802	1/7/2013	3/31/2014	118813	Rehab Teacher For Blind III	N	SR20	13	P	0.33	A	\$ 13,207	\$ 13,904	Y	N	0		
802	1/7/2013	3/31/2014	118813	Rehab Teacher For Blind III	N	SR20	13	P	0.67	N	\$ 26,813	\$ 28,228	Y	N	0		
802	7/31/2012	3/31/2014	120667	Account Clerk III	N	SR11	03	T	0.33	A	\$ -	\$ -	Y	N	0		
802	7/31/2012	3/31/2014	120667	Account Clerk III	N	SR11	03	T	0.67	N	\$ 23,796	\$ -	Y	N	0		
802	6/29/2013	1/2/2014	120668	Office Assistant III	N	SR08	03	T	0.33	A	\$ -	\$ 8,470	Y	N	0		filled
802	6/29/2013	1/2/2014	120668	Office Assistant III	N	SR08	03	T	0.67	N	\$ 21,182	\$ 17,198	Y	N	0		filled

Department of Human Services
 Vacant Positions as of November 30, 2013

Table 14

HMS	Date of Vacancy	Expected Fill Date	Position Number	Position Title	Exempt (Y/N)	SR Level	BU Code	Perm Temp (P/T)	FTE	MOF	Budgeted Amount	Actual Salary Last Paid	Authority to Hire (Y/N)	Occupied by 89 Day Hire (Y/N)	# of 89 Hire Appts	Describe if Filled by other Means	Priority # to Retain
802	9/4/2013	3/31/2014	120697	Office Assistant III	N	SR08	03	T	0.33	A	\$ -	\$ 8,811	Y	N	0		committed
802	9/4/2013	3/31/2014	120697	Office Assistant III	N	SR08	03	T	0.67	N	\$ 21,182	\$ 17,889	Y	N	0		committed
802	7/5/2013	3/31/2014	120754	Vending Facilities Spclt	N	SR20	13	T	0.33	A	\$ -	\$ -	Y	N	0		
802	7/5/2013	3/31/2014	120754	Vending Facilities Spclt	N	SR20	13	T	0.67	N	\$ 31,927	\$ -	Y	N	0		
802	2/21/2013	3/31/2014	120762	Vocational Rehab Spclt V	N	SR24	23	T	0.33	A	\$ -	\$ -	N	N	0		
802	2/21/2013	3/31/2014	120762	Vocational Rehab Spclt V	N	SR24	23	T	0.67	N	\$ 42,371	\$ -	N	N	0		
802	1/8/2013	1/2/2014	120795	Vocational Rehab Spclt III	N	SR20	13	T	0.33	A	\$ -	\$ -	Y	N	0		filled
802	1/8/2013	1/2/2014	120795	Vocational Rehab Spclt III	N	SR20	13	T	0.67	N	\$ 34,956	\$ -	Y	N	0		filled
802	1/8/2013	1/2/2014	120835	Vocational Rehab Spclt III	N	SR20	13	T	0.33	A	\$ -	\$ -	Y	N	0		committed
802	1/8/2013	1/2/2014	120835	Vocational Rehab Spclt III	N	SR20	13	T	0.67	N	\$ 34,956	\$ -	Y	N	0		committed
220	9/1/2012	3/31/2014	3490	Housing Building Mtnce Wkr I	Y	SRNA	01	P	1.00	N	\$ 44,544	\$ 44,544	N	N	0		
220	7/2/2013	3/31/2014	4940	Housing Building Mtnce Wkr II	Y	SRNA	01	P	1.00	N	\$ 33,228	\$ 47,268	Y	N	0		
220	8/1/2010	3/31/2014	5856	Office Assistant IV	N	SR10	03	P	1.00	W	\$ 26,364	\$ 36,516	N	N	0		
220	7/9/2013	3/31/2014	5859	General Laborer I	N	BC02	01	P	1.00	N	\$ 33,228	\$ 33,228	N	N	0		
220	8/6/2012	3/31/2014	6171	Account Clerk II	N	SR08	03	P	1.00	N	\$ 24,384	\$ 25,668	N	N	0		
220	7/16/2013	3/31/2014	6563	Building Maintenance Helper	N	BC05	01	P	1.00	N	\$ 36,960	\$ 36,960	N	N	0		
220	4/6/2012	3/31/2014	6565	Housing General Laborer I	Y	SRNA	01	P	1.00	N	\$ 33,228	\$ 33,228	N	N	0		
220	9/5/2013	3/31/2014	6693	Public Housing Supervisor IV	N	SR22	13	P	1.00	N	\$ 48,744	\$ 53,364	Y	N	0		filled
220	12/23/2010	3/31/2014	6731	Housing Plumber I	Y	SRNA	01	P	1.00	N	\$ 44,544	\$ 44,544	N	N	0		
220	5/1/2012	3/31/2014	6785	Public Housing Specialist II	N	SR18	13	P	1.00	N	\$ 46,860	\$ 49,332	Y	N	0		
220	4/3/2012	3/31/2014	6791	Housing Building Mtnce Wkr II	Y	SRNA	01	P	1.00	N	\$ 35,544	\$ 34,164	Y	N	0		
220	6/30/2012	3/31/2014	8752	Hsg Gen Constr & Mtnce Spr I	Y	SRNA	02	P	1.00	N	\$ 48,000	\$ 48,000	Y	N	0		
220	4/5/2013	3/31/2014	8834	Housing Building Mtnce Wkr I	Y	SRNA	01	P	1.00	N	\$ 44,544	\$ 44,544	N	N	0		
220	7/24/2012	3/31/2014	8843	Housing Building Mtnce Wkr I	Y	SRNA	01	P	1.00	N	\$ 44,544	\$ 44,544	N	N	0		
220	7/17/2013	3/31/2014	8849	Public Housing Supervisor IV	N	SR22	23	P	1.00	N	\$ 48,744	\$ 53,364	N	N	0		
220	1/23/2013	3/31/2014	8919	Housing General Laborer I	Y	SRNA	01	P	1.00	N	\$ 33,228	\$ 33,228	N	N	0		
220	4/1/2013	3/31/2014	9611	Building Maintenance Worker I	N	BC09	01	P	1.00	N	\$ 44,544	\$ 44,544	N	N	0		
220	1/23/2013	3/31/2014	9729	General Laborer II	N	BC03	01	P	1.00	N	\$ 34,174	\$ 34,164	N	N	0		
220	9/22/2012	3/31/2014	10376	Housing Building Mtnce Wkr I	Y	SRNA	01	P	1.00	N	\$ 44,544	\$ 44,544	N	N	0		

Department of Human Services
Vacant Positions as of November 30, 2013

Table 14

HMS	Date of Vacancy	Expected Fill Date	Position Number	Position Title	Exempt (Y/N)	SR Level	BU Code	Perm Temp (P/T)	FTE	MOF	Budgeted Amount	Actual Salary Last Paid	Authority to Hire (Y/N)	Occupied by 89 Day Hire (Y/N)	# of 89 Hire Appts	Describe if Filled by other Means	Priority # to Retain
220	11/2/2013	3/31/2014	10866	Housing Building Mtncce Wkr I	Y	SRNA	01	P	1.00	N	\$ 44,544	\$ 45,432	N	N	0		
220	12/29/2012	3/31/2014	11627	Hsg Gen Constr & Mtncce Spr I	Y	SRNA	02	P	1.00	W	\$ 48,000	\$ 50,520	Y	N	0		
220	8/17/2012	3/31/2014	14978	Public Housing Supervisor V	N	SR24	23	P	1.00	N	\$ 48,744	\$ 51,312	Y	N	0		
220	10/16/2012	3/31/2014	15486	Housing General Laborer I	Y	SRNA	01	P	1.00	N	\$ 33,228	\$ 33,228	N	N	0		
220	2/2/2013	3/31/2014	18669	Social Service Assistant IV	N	SR11	03	P	1.00	W	\$ 27,396	\$ 28,836	N	N	0		
220	12/31/2011	3/31/2014	19593	Public Housing Specialist II	N	SR18	13	P	1.00	N	\$ 46,860	\$ 49,332	Y	Y	5		
220	11/1/2013	3/31/2014	21546	Public Housing Supervisor IV	N	SR22	23	P	1.00	W	\$ 45,036	\$ 49,308	N	N	0		
220	11/1/2013	3/31/2014	23050	Public Housing Supervisor III	N	SR20	13	P	1.00	N	\$ 40,020	\$ 43,812	N	N	0		
220	5/1/2013	3/31/2014	23120	General Laborer I	N	BC02	01	P	1.00	N	\$ 33,228	\$ 33,228	N	N	0		
220	12/4/2012	3/31/2014	32407	Hsg Building Mtncce Wkr II	Y	SRNA	01	P	1.00	W	\$ 33,228	\$ 47,268	Y	N	0		
220	10/16/2012	3/31/2014	41073	Social Service Assistant IV	N	SR11	03	P	1.00	N	\$ 27,396	\$ 35,064	Y	N	0		
220	7/9/2013	3/31/2014	41349	Public Housing Supervisor IV	N	SR22	13	P	1.00	N	\$ 43,296	\$ 47,400	Y	N	0		
220	3/6/2012	3/31/2014	41539	Social Service Assistant IV	N	SR11	03	P	1.00	N	\$ 36,072	\$ 37,968	N	N	0		
220	2/5/2013	3/31/2014	41666	Public Housing Specialist II	N	SR18	13	P	1.00	N	\$ 37,044	\$ 38,988	N	N	0		
220	2/26/2013	1/2/2014	41667	Social Service Assistant IV	N	SR11	03	P	1.00	N	\$ 36,072	\$ 37,968	Y	Y	3		filled
220	12/31/2011	1/2/2014	44184	Office Assistant III	N	SR08	03	P	1.00	N	\$ 29,652	\$ 31,212	Y	Y	6		committed
220	1/18/2011	3/31/2014	46195	Social Service Assistant IV	N	SR11	03	P	1.00	N	\$ 27,396	\$ 41,040	N	N	0		
220	12/1/2012	3/31/2014	46343	Public Housing Specialist II	N	SR18	13	P	1.00	N	\$ 45,036	\$ 47,412	N	N	0		
220	9/21/2013	3/31/2014	120621	Housing Carpenter I	Y	SRNA	01	P	1.00	N	\$ 44,544	\$ 45,012	N	N	0		
220	3/22/2013	3/31/2014	120622	Housing Electrician I	Y	SRNA	01	P	1.00	N	\$ 44,544	\$ 49,332	Y	N	0		
220	7/1/2012	3/31/2014	120624	Housing Electrician I	Y	SRNA	01	P	1.00	N	\$ 44,544	\$ -	Y	N	0		
220	7/1/2012	3/31/2014	120625	Housing Electrician I	Y	SRNA	01	P	1.00	N	\$ 44,544	\$ -	Y	N	0		
220	7/1/2012	3/31/2014	120626	Housing Electrician I	Y	SRNA	01	P	1.00	N	\$ 44,544	\$ -	Y	N	0		
220	7/1/2012	3/31/2014	120629	Housing Plumber I	Y	SRNA	01	P	1.00	N	\$ 44,544	\$ -	N	N	0		
220		3/31/2014	93701K	PUBLIC HSG SUPERVISOR V				P	1.00	N	\$ 76,968	\$ -					unestab
220		3/31/2014	93702K	PUBLIC HSG SUPERVISOR V				P	1.00	N	\$ 76,968	\$ -					unestab
220		3/31/2014	93703K	PUBLIC HSG SUPERVISOR V				P	1.00	N	\$ 76,968	\$ -					unestab
220		3/31/2014	93704K	PUBLIC HSG SUPERVISOR V				P	1.00	N	\$ 76,968	\$ -					unestab
220		3/31/2014	93705K	PUBLIC HSG SPECIALIST I				P	1.00	N	\$ 36,024	\$ -					unestab
220		3/31/2014	93706K	PUBLIC HSG SPECIALIST I				P	1.00	N	\$ 36,024	\$ -					unestab

Department of Human Services
 Vacant Positions as of November 30, 2013

Table 14

HMS	Date of Vacancy	Expected Fill Date	Position Number	Position Title	Exempt (Y/N)	SR Level	BU Code	Perm Temp (P/T)	FTE	MOF	Budgeted Amount	Actual Salary Last Paid	Authority to Hire (Y/N)	Occupied by 89 Day Hire (Y/N)	# of 89 Hire Appts	Describe if Filled by other Means	Priority # to Retain
220		3/31/2014	93707K	PUBLIC HSG SPECIALIST I				P	1.00	N	\$ 36,024	\$ -					unestab
220		3/31/2014	93708K	PUBLIC HSG SPECIALIST I				P	1.00	N	\$ 36,024	\$ -					unestab
220		3/31/2014	94751K	ELECTRICIAN				P	1.00	N	\$ 24,660	\$ -					unestab
220		3/31/2014	94752K	ELECTRICIAN				P	1.00	N	\$ 24,660	\$ -					unestab
220		3/31/2014	94753K	ELECTRICIAN				P	1.00	N	\$ 24,660	\$ -					unestab
220		3/31/2014	94754K	CARPENTER				P	1.00	N	\$ 22,506	\$ -					unestab
220		3/31/2014	94755K	PLUMBER				P	1.00	N	\$ 24,660	\$ -					unestab
220		3/31/2014	94756K	BUILDING MAINT WORKER II				P	1.00	N	\$ 23,634	\$ -					unestab
220		3/31/2014	94757K	BUILDING MAINT HELPER				P	1.00	N	\$ 18,480	\$ -					unestab
220		3/31/2014	94758K	SECRETARY I				P	1.00	N	\$ 15,018	\$ -					unestab
220		3/31/2014	94759K	ACCOUNT CLERK II				P	1.00	N	\$ 12,334	\$ -					unestab
220		3/31/2014	94760K	ACCOUNT CLERK II				P	1.00	N	\$ 12,334	\$ -					unestab
220		3/31/2014	94761K	FAMILY SELF-SUFFCNCY COORD				T	1.00	N	\$ 22,788	\$ -					unestab
220		3/31/2014	94762K	FAMILY SELF-SUFFCNCY COORD				T	1.00	N	\$ 22,788	\$ -					unestab
220		3/31/2014	94763K	PROGRAM SPECIALIST				T	1.00	N	\$ 22,788	\$ -					unestab
220		3/31/2014	94764K	PROGRAM SPECIALIST				T	1.00	N	\$ 22,788	\$ -					unestab
220		3/31/2014	94765K	PROGRAM SPECIALIST				T	1.00	N	\$ 22,788	\$ -					unestab
220		3/31/2014	94766K	PROGRAM SPECIALIST				T	1.00	N	\$ 22,788	\$ -					unestab
220		3/31/2014	94767K	PROGRAM SPECIALIST				T	0.50	N	\$ 11,394	\$ -					unestab
222	5/1/2013	3/31/2014	2803	Public Housing Supervisor IV	N	SR22	23	P	0.25	A	\$ 15,420	\$ 16,230	N	N	0		
222	5/1/2013	3/31/2014	2803	Public Housing Supervisor IV	N	SR22	23	P	0.75	N	\$ 46,260	\$ 48,690	N	N	0		
222	1/5/2008	3/31/2014	14977	Office Assistant III	N	SR08	03	P	1.00	N	\$ 24,384	\$ 24,684	N	N	0		
222	12/17/2012	3/31/2014	23029	Public Housing Specialist II	N	SR18	13	P	1.00	N	\$ 37,044	\$ 38,988	N	N	0		
222	6/17/2013	3/31/2014	27584	Office Assistant III	N	SR08	03	P	1.00	N	\$ 32,064	\$ 33,756	N	N	0		
222	11/24/2012	3/31/2014	28967	Public Housing Specialist I	N	SR16	13	P	1.00	N	\$ 38,520	\$ 40,548	N	N	0		
222	11/3/2008	3/31/2014	28995	Public Housing Specialist I	N	SR16	13	T	1.00	N	\$ 32,928	\$ 36,024		N	0		
222	6/1/2009	3/31/2014	41280	Public Housing Supervisor V	N	SR24	23	P	1.00	N	\$ 48,744	\$ 57,708	Y	N	0		
222	11/28/2012	3/31/2014	42526	Public Housing Specialist I	N	SR16	13	T	1.00	N	\$ 37,044	\$ 36,024	N	N	0		
222	6/5/2010	3/31/2014	100895	Research & Counseling Asst	Y	SRNA	13	T	1.00	N	\$ 45,576	\$ 60,024	N	N	0		
222	8/1/2013	3/31/2014	101214	Housing Qual Stds Insp III	N	SR17	04	T	1.00	N	\$ 40,548	\$ 44,412	Y	N	0		
222	7/1/2009	3/31/2014	111419	Office Assistant IV	N	SR10	03	P	1.00	N	\$ 26,364	\$ 39,480	N	N	0		
222	7/26/2007	3/31/2014	111465	Public Housing Specialist I	N	SR16	13	T	1.00	N	\$ 32,928	\$ 34,644		N	0		
222	9/29/2012	3/31/2014	111466	Public Housing Specialist II	N	SR18	13	P	1.00	N	\$ 38,520	\$ 40,548	N	N	0		
222	4/1/2005	3/31/2014	111467	Public Housing Specialist II	N	SR18	13	T	1.00	N	\$ 32,928	\$ 37,836		N	0		
222	7/1/2005	3/31/2014	111468	Public Housing Specialist I	N	SR16	13	T	1.00	N	\$ 32,928	\$ 30,276		N	0		
222	2/16/2007	3/31/2014	111469	Public Housing Specialist II	N	SR18	13	T	1.00	N	\$ 37,044	\$ 42,144		N	0		
222	10/12/2012	3/31/2014	111470	Public Housing Specialist I	N	SR16	13	T	1.00	N	\$ 32,928	\$ 36,024	Y	N	0		
222	7/9/2013	3/31/2014	119198	Housing Qual Stds Insp II	N	SR15	03	T	1.00	N	\$ 32,064	\$ 49,932	N	N	0		
222	1/4/2012	3/31/2014	119199	Housing Qual Stds Insp I	N	SR13	03	T	1.00	N	\$ 37,512	\$ 39,480	N	N	0		

Department of Human Services
Vacant Positions as of November 30, 2013

Table 14

HMS	Date of Vacancy	Expected Fill Date	Position Number	Position Title	Exempt (Y/N)	SR Level	BU Code	Perm Temp (P/T)	FTE	MOF	Budgeted Amount	Actual Salary Last Paid	Authority to Hire (Y/N)	Occupied by 89 Day Hire (Y/N)	# of 89 Hire Appts	Describe if Filled by other Means	Priority # to Retain
229	3/16/2013	3/31/2014	6627	Personnel Clerk IV	N	SR11	63	P	1.00	N	\$ 32,064	\$ 28,836	N	N	0		
229	10/8/2013	3/31/2014	7994	Account Clerk V	N	SR15	03	P	1.00	W	\$ 32,064	\$ 41,040	N	N	0		
229	5/2/2013	3/31/2014	8635	Engineer IV	N	SR24	13	P	1.00	N	\$ 62,412	\$ 51,312	Y	N	0		
229	2/18/2009	3/31/2014	8751	Public Housing Supvr VI	N	SR26	23	P	1.00	N	\$ 52,728	\$ 55,500	Y	N	0		
229	1/24/2013	3/31/2014	10887	Engineer V	N	SR26	23	P	1.00	N	\$ 69,588	\$ 57,708	Y	N	0		
229	1/26/2008	3/31/2014	22265	Account Clerk III	N	SR11	03	P	1.00	W	\$ 27,396	\$ 27,732	N	N	0		
229	7/1/2005	3/31/2014	31664	Procurement & Supply Spclt III	N	SR20	13	P	1.00	W	\$ 40,020	\$ 40,920	N	N	0		
229	5/16/2003	3/31/2014	32210	Office Assistant III	N	SR08	03	P	1.00	N	\$ 24,384	\$ 24,684	N	N	0		
229	5/22/2013	3/31/2014	41416	Air Conditioning Mechanic I	N	BC10	01	P	1.00	N	\$ 46,236	\$ 46,236	N	N	0		
229	3/24/2008	3/31/2014	42096	Secretary I	N	SR12	03	P	1.00	W	\$ 28,536	\$ 36,504	N	N	0		
229	4/24/2013	3/31/2014	42101	Account Clerk III	N	SR11	03	P	1.00	W	\$ 36,072	\$ 37,968	N	N	0		
229	6/20/2011	3/31/2014	51784	Office Assistant III	N	SR08	03	T	1.00	N	\$ 24,384	\$ 33,756	N	N	0		
229	9/27/2006	3/31/2014	51818	Office Assistant III	N	SR08	03	T	1.00	N	\$ 24,384	\$ 23,844		N	0		
229	3/4/2008	3/31/2014	51820	Office Assistant III	N	SR08	03	T	1.00	N	\$ 24,384	\$ 25,656		N	0		
229	9/5/2007	3/31/2014	100388	Information Technol Spclt IV	N	SR22	13	T	1.00	N	\$ 43,296	\$ 43,824		N	0		
229	9/1/2005	3/31/2014	100886	Housing Development Spclt I	Y	SRNA	13	T	1.00	W	\$ 51,312	\$ 56,040	Y	N	0		
229	6/1/2013	3/31/2014	100913	Hearings Asst	Y	SRNA	03	T	1.00	N	\$ 49,344	\$ 33,758	N	N	0		
229	3/1/2010	3/31/2014	100986	Prop Mgmt Coord II	Y	SRNA	13	T	1.00	N	\$ 75,960	\$ 75,960	N	N	0		
229	2/8/2013	3/31/2014	101072	Public Housing Manager	Y	SRNA	93	T	1.00	N	\$ 75,996	\$ 79,992	Y	N	0		
229	12/13/2012	3/31/2014	102034	Housing Planner (Spvr)	Y	SRNA	13	P	1.00	N	\$ 52,728	\$ 55,500	Y	N	0		
229	4/29/2008	3/31/2014	102041	Housing Information Officer	Y	SRNA	73	T	1.00	W	\$ 58,488	\$ 58,488	N	N	0		
229	8/1/2007	3/31/2014	102676	Housing Engineer IV	Y	SRNA	13	T	1.00	W	\$ 48,744	\$ 67,524	Y	N	0		
229	3/16/2012	3/31/2014	103024	Contract Administrator	Y	SRNA	13	T	1.00	N	\$ 66,504	\$ 70,000	Y	N	0		
229	2/9/2012	3/31/2014	103036	Resident Services Prgm Spclt	Y	SRNA	13	T	1.00	N	\$ 43,296	\$ 43,296	N	N	0		
229	1/19/2011	3/31/2014	103045	Homeless Coordinator	Y	SRNA	13	T	1.00	N	\$ 68,285	\$ 67,596	N	N	0		
229	7/13/2013	3/31/2014	106429	Information Technol Spclt IV	N	SR22	13	T	1.00	N	\$ 43,296	\$ 47,400	Y	Y	2		
229	11/30/2013	3/31/2014	107932	Property Management Spclst	Y	SRNA	13	T	1.00	N	\$ 45,576	\$ 47,400	N	N	0		
229	4/25/2011	3/31/2014	117691	Housing Contract Specialist	Y	SRNA	13	T	1.00	N	\$ 45,576	\$ 49,332	Y	N	0		

Department of Human Services
Vacant Positions as of November 30, 2013

Table 14

HMS	Date of Vacancy	Expected Fill Date	Position Number	Position Title	Exempt (Y/N)	SR Level	BU Code	Perm Temp (P/T)	FTE	MOF	Budgeted Amount	Actual Salary Last Paid	Authority to Hire (Y/N)	Occupied by 89 Day Hire (Y/N)	# of 89 Hire Appts	Describe if Filled by other Means	Priority # to Retain
229	9/30/2008	3/31/2014	117850	Public Housing Specialist I	N	SR16	13	T	1.00	N	\$ 32,928	\$ 42,144	N	N	0		
229	2/4/2011	3/31/2014	118550	Chief Financial Mgmt Advisor	Y	SRNA	00	T	1.00	N	\$ 75,004	\$ 80,004	Y	N	0		filled
229	12/9/2011	3/31/2014	120410	Housing Building Const Insp II	Y	SRNA	03	T	1.00	W	\$ 37,512	\$ -	Y	N	0		
229	2/19/2013	3/31/2014	120790	Personnel Mgmt Specialist IV	N	SR22	73	P	1.00	N	\$ 24,384	\$ -	Y	N	0		
229		3/31/2014	93851K	CONTRACT SPECIALIST				T	1.00	W	\$ 24,666	\$ -					unestab
229		3/31/2014	94851K	ACCOUNTANT III				P	1.00	W	\$ 21,066	\$ -					unestab
229		3/31/2014	94852K	BUDGET ANALYST VI				P	1.00	N	\$ 27,750	\$ -					unestab
229		3/31/2014	94853K	ACCOUNT CLERK II				P	1.00	W	\$ 12,834	\$ -					unestab
229		3/31/2014	94854K	ASST CHIEF FINAN MGT ADVSR				P	1.00	W	\$ 37,980	\$ -					unestab
229		3/31/2014	94855K	CONSTRUCTION COORD				T	1.00	W	\$ 27,750	\$ -					unestab
229		3/31/2014	94856K	CONSTRUCTION COORD				T	1.00	W	\$ 27,750	\$ -					unestab
229		3/31/2014	94857K	CONSTRUCTION COORD				T	1.00	W	\$ 27,750	\$ -					unestab
229		3/31/2014	94858K	CONTRACT ASSISTANT				T	1.00	W	\$ 22,788	\$ -					unestab
229		3/31/2014	94859K	CONTRACT ASSISTANT				T	1.00	W	\$ 22,788	\$ -					unestab
229		3/31/2014	96904K	HOUSING MAINT MANAGER				T	1.00	N	\$ 52,728	\$ -					unestab
229		3/31/2014	96908K	CLERK III				T	1.00	N	\$ 24,384	\$ -					unestab
902	2/1/2011	3/31/2014	6389	Social Worker IV	N	SR22	13	P	0.50	A	\$ 21,648	\$ 24,666	N	N	0		
902	2/1/2011	3/31/2014	6389	Social Worker IV	N	SR22	13	P	0.50	N	\$ 21,648	\$ 24,666	N	N	0		
902	12/27/2011	3/31/2014	18527	Secretary I	N	SR12	03	P	0.50	A	\$ 18,756	\$ 19,740	N	N	0		
902	12/27/2011	3/31/2014	18527	Secretary I	N	SR12	03	P	0.50	N	\$ 18,756	\$ 19,740	N	N	0		
902	7/1/2013	3/31/2014	26330	Registered Nurse V	N	SR24	09	P	0.25	A	\$ 23,628	\$ 26,196	N	N	0		
902	7/1/2013	3/31/2014	26330	Registered Nurse V	N	SR24	09	P	0.75	N	\$ 70,884	\$ 78,588	N	N	0		
902	8/21/2007	3/31/2014	26589	Contracts Assistant I	N	SR13	03	P	0.50	A	\$ 13,698	\$ 14,442	N	N	0		
902	8/21/2007	3/31/2014	26589	Contracts Assistant I	N	SR13	03	P	0.50	N	\$ 13,698	\$ 14,442	N	N	0		
902	6/2/2008	3/31/2014	26710	Social Service Assistant IV	N	SR11	03	P	0.50	A	\$ 13,698	\$ 14,442	N	N	0		
902	6/2/2008	3/31/2014	26710	Social Service Assistant IV	N	SR11	03	P	0.50	N	\$ 13,698	\$ 14,442	N	N	0		
902	10/1/2011	3/31/2014	31514	Recreational Therapist IV	N	SR22	13	P	0.50	A	\$ 21,648	\$ 33,744	N	N	0		
902	10/1/2011	3/31/2014	31514	Recreational Therapist IV	N	SR22	13	P	0.50	N	\$ 21,648	\$ 33,744	N	N	0		
902	1/1/2013	3/31/2014	33135	Investigator IV	N	SR22	13	P	0.50	A	\$ 21,648	\$ 22,788	Y	N	0		committed
902	1/1/2013	3/31/2014	33135	Investigator IV	N	SR22	13	P	0.50	N	\$ 21,648	\$ 22,788	Y	N	0		committed
902	5/1/2009	3/31/2014	34817	Registered Nurse V	N	SR24	09	P	0.25	A	\$ 21,312	\$ 24,825	N	N	0		
902	5/1/2009	3/31/2014	34817	Registered Nurse V	N	SR24	09	P	0.75	N	\$ 63,936	\$ 74,475	N	N	0		
902	2/11/2013	3/31/2014	35535	Eligibility Wkr I	N	SR12	03	P	0.50	A	\$ 15,402	\$ 16,212	Y	N	0		filled
902	2/11/2013	3/31/2014	35535	Eligibility Wkr I	N	SR12	03	P	0.50	N	\$ 15,402	\$ 16,212	Y	N	0		filled
902	7/24/2013	3/31/2014	36711	Eligibility Program Spclt IV	N	SR22	13	P	0.50	A	\$ 26,364	\$ 28,860	N	N	0		
902	7/24/2013	3/31/2014	36711	Eligibility Program Spclt IV	N	SR22	13	P	0.50	N	\$ 26,364	\$ 28,860	N	N	0		
902	5/16/2007	3/31/2014	37406	Med-Quest Administrator	N	EM08	35	P	0.50	A	\$ 117,500	\$ 48,192		N	0		

Department of Human Services
 Vacant Positions as of November 30, 2013

Table 14

HMS	Date of Vacancy	Expected Fill Date	Position Number	Position Title	Exempt (Y/N)	SR Level	BU Code	Perm Temp (P/T)	FTE	MOF	Budgeted Amount	Actual Salary Last Paid	Authority to Hire (Y/N)	Occupied by 89 Day Hire (Y/N)	# of 89 Hire Appts	Describe if Filled by other Means	Priority # to Retain
902	5/16/2007	3/31/2014	37406	Med-Quest Administrator	N	EM08	35	P	0.50	N	\$ 117,500	\$ 48,192		N	0		
902	10/1/2013	3/31/2014	41130	Office Assistant III	N	SR08	03	P	0.50	A	\$ 13,698	\$ 13,350	Y	N	0		
902	10/1/2013	3/31/2014	41130	Office Assistant III	N	SR08	03	P	0.50	N	\$ 13,698	\$ 13,350	Y	N	0		
902	5/1/2012	3/31/2014	41303	Eligibility Program Spclt IV	N	SR22	13	P	0.50	A	\$ 27,414	\$ 28,854	Y	N	0		
902	5/1/2012	3/31/2014	41303	Eligibility Program Spclt IV	N	SR22	13	P	0.50	N	\$ 27,414	\$ 28,854	Y	N	0		
902	11/1/2013	3/31/2014	41304	Eligibility Program Spclt V	N	SR24	13	P	0.50	A	\$ 30,840	\$ 33,756	N	N	0		
902	11/1/2013	3/31/2014	41304	Eligibility Program Spclt V	N	SR24	13	P	0.50	N	\$ 30,840	\$ 33,756	N	N	0		
902	5/1/2013	3/31/2014	41629	Eligibility Wkr I	N	SR12	03	P	0.50	A	\$ 20,274	\$ 21,342	Y	N	0		
902	5/1/2013	3/31/2014	41629	Eligibility Wkr I	N	SR12	03	P	0.50	N	\$ 20,274	\$ 21,342	Y	N	0		
902	9/21/2013	3/31/2014	43331	Eligibility Wkr III	N	SR16	03	P	0.50	A	\$ 19,494	\$ 21,342	Y	N	0		
902	9/21/2013	3/31/2014	43331	Eligibility Wkr III	N	SR16	03	P	0.50	N	\$ 19,494	\$ 21,342	Y	N	0		
902	8/1/2013	3/31/2014	47483	Eligibility Wkr I	N	SR12	03	P	0.50	A	\$ 20,274	\$ 22,206	Y	N	0		
902	8/1/2013	3/31/2014	47483	Eligibility Wkr I	N	SR12	03	P	0.50	N	\$ 20,274	\$ 22,206	Y	N	0		
902	8/1/2013	3/31/2014	47504	Eligibility Wkr I	N	SR12	03	P	0.50	A	\$ 19,494	\$ 21,342	Y	N	0		committed
902	8/1/2013	3/31/2014	47504	Eligibility Wkr I	N	SR12	03	P	0.50	N	\$ 19,494	\$ 21,342	Y	N	0		committed
902	10/1/2013	3/31/2014	48639	Eligibility Wkr III	N	SR16	03	P	0.50	A	\$ 19,494	\$ 21,342	Y	N	0		filled
902	10/1/2013	3/31/2014	48639	Eligibility Wkr III	N	SR16	03	P	0.50	N	\$ 19,494	\$ 21,342	Y	N	0		filled
902	8/1/2013	3/31/2014	48643	Eligibility Wkr III	N	SR16	03	P	0.50	A	\$ 18,036	\$ 19,740	Y	Y	2		committed
902	8/1/2013	3/31/2014	48643	Eligibility Wkr III	N	SR16	03	P	0.50	N	\$ 18,036	\$ 19,740	Y	Y	2		committed
902	5/30/2009	3/31/2014	48674	Eligibility Program Spclt V	N	SR24	13	P	0.50	A	\$ 24,372	\$ 36,522	Y	N	0		
902	5/30/2009	3/31/2014	48674	Eligibility Program Spclt V	N	SR24	13	P	0.50	N	\$ 24,372	\$ 36,522	Y	N	0		
902	11/1/2013	3/31/2014	48682	Office Assistant III	N	SR08	03	P	0.50	A	\$ 12,192	\$ 13,350	N	N	0		
902	11/1/2013	3/31/2014	48682	Office Assistant III	N	SR08	03	P	0.50	N	\$ 12,192	\$ 13,350	N	N	0		
902	10/15/2013	3/31/2014	48696	Eligibility Wkr III	N	SR16	03	P	0.50	A	\$ 18,036	\$ 19,740	N	N	0		
902	10/15/2013	3/31/2014	48696	Eligibility Wkr III	N	SR16	03	P	0.50	N	\$ 18,036	\$ 19,740	N	N	0		
902	4/6/2013	3/31/2014	51816	Office Assistant III	N	SR08	03	P	0.50	A	\$ 14,268	\$ 15,018	Y	Y	1		committed
902	4/6/2013	3/31/2014	51816	Office Assistant III	N	SR08	03	P	0.50	N	\$ 14,268	\$ 15,018	Y	Y	1		committed
902	11/1/2012	3/31/2014	51822	Secretary I	N	SR12	03	P	0.50	A	\$ 17,346	\$ 18,258	Y	Y	3		
902	11/1/2012	3/31/2014	51822	Secretary I	N	SR12	03	P	0.50	N	\$ 17,346	\$ 18,258	Y	Y	3		
902	9/21/2013	3/31/2014	51829	Registered Nurse V	N	SR24	09	P	0.25	A	\$ 24,219	\$ 26,850	N	N	0		
902	9/21/2013	3/31/2014	51829	Registered Nurse V	N	SR24	09	P	0.75	N	\$ 72,657	\$ 80,550	N	N	0		
902	3/10/2011	3/31/2014	100483	Registered Nurse V	N	SR24	09	P	0.25	A	\$ 22,952	\$ 23,052	Y	Y	2		
902	3/10/2011	3/31/2014	100483	Registered Nurse V	N	SR24	09	P	0.75	N	\$ 63,936	\$ 69,156	Y	Y	2		
902	6/1/2007	3/31/2014	100491	Auditor IV	N	SR22	13	P	0.50	A	\$ 21,096	\$ 21,918	N	N	0		
902	6/1/2007	3/31/2014	100491	Auditor IV	N	SR22	13	P	0.50	N	\$ 21,096	\$ 21,918	N	N	0		
902	1/1/2009	3/31/2014	100499	Registered Nurse IV	N	SR22	09	P	0.25	A	\$ 19,704	\$ 20,094	Y	N	0		committed
902	1/1/2009	3/31/2014	100499	Registered Nurse IV	N	SR22	09	P	0.75	N	\$ 59,112	\$ 60,282	Y	N	0		committed
902	3/3/2008	3/31/2014	100508	Supvgr Cntrcts Spclt (MedQUEST)	N	SR24	23	P	0.50	A	\$ 21,648	\$ 24,672	N	N	0		
902	3/3/2008	3/31/2014	100508	Supvgr Cntrcts Spclt (MedQUEST)	N	SR24	23	P	0.50	N	\$ 21,648	\$ 24,672	N	N	0		

Department of Human Services
Vacant Positions as of November 30, 2013

Table 14

HMS	Date of Vacancy	Expected Fill Date	Position Number	Position Title	Exempt (Y/N)	SR Level	BU Code	Perm Temp (P/T)	FTE	MOF	Budgeted Amount	Actual Salary Last Paid	Authority to Hire (Y/N)	Occupied by 89 Day Hire (Y/N)	# of 89 Hire Appts	Describe if Filled by other Means	Priority # to Retain
902	11/1/2012	3/31/2014	101589	HEALTH COVERAGE PGM SPCLT	Y	SRNA	13	T	0.50	A	\$ 34,578	\$ 36,396	N	N	0		
902	11/1/2012	3/31/2014	101589	HEALTH COVERAGE PGM SPCLT	Y	SRNA	13	T	0.50	N	\$ 34,578	\$ 36,396	N	N	0		
902	8/22/2011	3/31/2014	101590	Secretary I	N	SR12	03	P	0.50	A	\$ 14,268	\$ 18,984	N	N	0		
902	8/22/2011	3/31/2014	101590	Secretary I	N	SR12	03	P	0.50	N	\$ 14,268	\$ 18,984	N	N	0		
902	1/23/2009	1/9/2014	101627	Eligibility Program Spclt IV	N	SR22	13	P	0.25	A	\$ 19,704	\$ 21,312	Y	N	0		filled
902	1/23/2009	1/9/2014	101627	Eligibility Program Spclt IV	N	SR22	13	P	0.75	N	\$ 59,112	\$ 63,936	Y	N	0		filled
902	7/1/2011	3/31/2014	103026	Health Cov Mgmt Branch Admr	Y	SRNA	93	T	0.50	A	\$ 52,000	\$ 52,002	Y	N	0		
902	7/1/2011	3/31/2014	103026	Health Cov Mgmt Branch Admr	Y	SRNA	93	T	0.50	N	\$ 52,000	\$ 52,002	Y	N	0		
902	8/20/2013	3/31/2014	103049	Registered Nurse IV	N	SR22	09	P	0.25	A	\$ 23,526	\$ 25,446	Y	N	0		committed
902	8/20/2013	3/31/2014	103049	Registered Nurse IV	N	SR22	09	P	0.75	N	\$ 70,578	\$ 76,338	Y	N	0		committed
902	12/31/2008	3/31/2014	103052	Secretary I	N	SR12	03	P	0.50	A	\$ 14,268	\$ 16,878	N	N	0		
902	12/31/2008	3/31/2014	103052	Secretary I	N	SR12	03	P	0.50	N	\$ 14,268	\$ 16,878	N	N	0		
902	4/21/2008	3/31/2014	110037	Supvg Cntrcts Spclt (MedQUEST)	N	SR24	23	P	0.50	A	\$ 25,656	\$ 30,012	N	N	0		
902	4/21/2008	3/31/2014	110037	Supvg Cntrcts Spclt (MedQUEST)	N	SR24	23	P	0.50	N	\$ 25,656	\$ 30,012	N	N	0		
902	8/30/2008	3/31/2014	110977	MFIS SUPERVISOR	Y	SRNA	04	P	0.50	A	\$ 17,346	\$ 28,086		N	0		
902	8/30/2008	3/31/2014	110977	MFIS SUPERVISOR	Y	SRNA	04	P	0.50	N	\$ 17,346	\$ 28,086		N	0		
902	7/12/2006	3/31/2014	110979	MEMBERSHIP SVCS SPVR	Y	SRNA	04	P	0.50	A	\$ 17,346	\$ 17,632		N	0		
902	7/12/2006	3/31/2014	110979	MEMBERSHIP SVCS SPVR	Y	SRNA	04	P	0.50	N	\$ 17,346	\$ 17,632		N	0		
902	11/1/2012	3/31/2014	111046	Health Care Business Analyst	Y	SRNA	13	T	0.50	A	\$ 24,618	\$ 25,914	N	N	0		
902	11/1/2012	3/31/2014	111046	Health Care Business Analyst	Y	SRNA	13	T	0.50	N	\$ 24,618	\$ 25,914	N	N	0		
902	4/16/2008	3/31/2014	111376	Office Assistant IV	N	SR10	03	P	0.50	A	\$ 13,182	\$ 14,442	N	N	0		
902	4/16/2008	3/31/2014	111376	Office Assistant IV	N	SR10	03	P	0.50	N	\$ 13,182	\$ 14,442	N	N	0		
902	7/1/2009	1/3/2014	118420	Eligibility Wkr I	N	SR12	03	P	0.50	A	\$ 14,269	\$ 15,606	Y	Y	10		filled
902	7/1/2009	1/3/2014	118420	Eligibility Wkr I	N	SR12	03	P	0.50	N	\$ 14,269	\$ 15,606	Y	Y	10		filled
902	12/27/2012	3/31/2014	120319	Information Technol Spclt IV	N	SR22	13	P	0.50	A	\$ 22,920	\$ -	N	N	0		
902	12/27/2012	3/31/2014	120319	Information Technol Spclt IV	N	SR22	13	P	0.50	N	\$ 22,920	\$ -	N	N	0		
902	4/2/2013	3/31/2014	120464	Hlth Care Bus Analyst	Y	SRNA	13	T	0.10	A	\$ 5,200	\$ 5,771	N	N	0		
902	4/2/2013	3/31/2014	120464	Hlth Care Bus Analyst	Y	SRNA	13	T	0.90	N	\$ 46,800	\$ 51,937	N	N	0		

Department of Human Services
Vacant Positions as of November 30, 2013

Table 14

HMS	Date of Vacancy	Expected Fill Date	Position Number	Position Title	Exempt (Y/N)	SR Level	BU Code	Perm Temp (P/T)	FTE	MOF	Budgeted Amount	Actual Salary Last Paid	Authority to Hire (Y/N)	Occupied by 89 Day Hire (Y/N)	# of 89 Hire Appts	Describe if Filled by other Means	Priority # to Retain
902	3/18/2013	3/31/2014	120767	Program Specialist V	N	SR24	13	T	0.10	A	\$ 5,200	\$ -	Y	N	0		filled
902	3/18/2013	3/31/2014	120767	Program Specialist V	N	SR24	13	T	0.90	N	\$ 46,800	\$ -	Y	N	0		filled
902	11/5/2013	3/31/2014	120803	Eligibility Wkr I	N	SR12	03	P	0.50	A	\$ 16,656	\$ 15,018	N	N	0		
902	11/5/2013	3/31/2014	120803	Eligibility Wkr I	N	SR12	03	P	0.50	N	\$ 16,656	\$ 15,018	N	N	0		
902	12/19/2012	3/31/2014	120811	Eligibility Wkr I	N	SR12	03	P	0.50	A	\$ 16,656	\$ -	Y	Y	1		committed
902	12/19/2012	3/31/2014	120811	Eligibility Wkr I	N	SR12	03	P	0.50	N	\$ 16,656	\$ -	Y	Y	1		committed
902		3/31/2014	92508K	ACCOUNTANT IV				T	0.10	A	\$ 4,330	\$ -					unestab
902		3/31/2014	92508K	ACCOUNTANT IV				T	0.90	N	\$ 46,800	\$ -					unestab
902		3/31/2014	94559K	PHARMACIST				P	0.25	A	\$ 8,675	\$ -					unestab
902		3/31/2014	94559K	PHARMACIST				P	0.25	N	\$ 8,675	\$ -					unestab
902		3/31/2014	94560K	DENTIST				P	0.06	A	\$ 2,178	\$ -					unestab
902		3/31/2014	94560K	DENTIST				P	0.19	N	\$ 6,534	\$ -					unestab
902		3/31/2014	94561K	PSYCHIATRIST				P	0.25	A	\$ 8,827	\$ -					unestab
902		3/31/2014	94561K	PSYCHIATRIST				P	0.75	N	\$ 26,481	\$ -					unestab
902		3/31/2014	94562K	PROJECT MANAGER				T	0.10	A	\$ 8,000	\$ -					unestab
902		3/31/2014	94562K	PROJECT MANAGER				T	0.90	N	\$ 72,000	\$ -					unestab
902		3/31/2014	94563K	PROJECT MANAGER				T	0.10	A	\$ 7,000	\$ -					unestab
902		3/31/2014	94563K	PROJECT MANAGER				T	0.90	N	\$ 63,000	\$ -					unestab
902		3/31/2014	94564K	SYSTEM ARCHITECT				T	0.10	A	\$ 7,500	\$ -					unestab
902		3/31/2014	94564K	SYSTEM ARCHITECT				T	0.90	N	\$ 67,500	\$ -					unestab
902		3/31/2014	94565K	BUSINESS ANALYST				T	0.10	A	\$ 6,000	\$ -					unestab
902		3/31/2014	94565K	BUSINESS ANALYST				T	0.90	N	\$ 54,000	\$ -					unestab
902		3/31/2014	94566K	BUSINESS ANALYST				T	0.10	A	\$ 6,000	\$ -					unestab
902		3/31/2014	94566K	BUSINESS ANALYST				T	0.90	N	\$ 54,000	\$ -					unestab
902		3/31/2014	94567K	BUSINESS ANALYST				T	0.10	A	\$ 6,000	\$ -					unestab
902		3/31/2014	94567K	BUSINESS ANALYST				T	0.90	N	\$ 54,000	\$ -					unestab
902		3/31/2014	94568K	BUSINESS ANALYST				T	0.10	A	\$ 6,000	\$ -					unestab
902		3/31/2014	94568K	BUSINESS ANALYST				T	0.90	N	\$ 54,000	\$ -					unestab
902		3/31/2014	94569K	TECHNICAL INTERFACE SPCLT				T	0.10	A	\$ 6,000	\$ -					unestab
902		3/31/2014	94569K	TECHNICAL INTERFACE SPCLT				T	0.90	N	\$ 54,000	\$ -					unestab
902		3/31/2014	94570K	TECHNICAL INTERFACE SPCLT				T	0.10	A	\$ 6,000	\$ -					unestab
902		3/31/2014	94570K	TECHNICAL INTERFACE SPCLT				T	0.90	N	\$ 54,000	\$ -					unestab
902		3/31/2014	94571K	AUDITOR V				P	0.50	A	\$ 14,256	\$ -					unestab
902		3/31/2014	94571K	AUDITOR V				P	0.50	N	\$ 14,256	\$ -					unestab
902		3/31/2014	94572K	INVESTIGATOR IV				P	0.50	A	\$ 12,672	\$ -					unestab
902		3/31/2014	94572K	INVESTIGATOR IV				P	0.50	N	\$ 12,672	\$ -					unestab
902		3/31/2014	94573K	REGISTERED NURSE IV				P	0.25	A	\$ 10,656	\$ -					unestab
902		3/31/2014	94573K	REGISTERED NURSE IV				P	0.75	N	\$ 31,968	\$ -					unestab
902		3/31/2014	94574K	PROGRAM EVAL ANALYST V				P	0.50	A	\$ 14,256	\$ -					unestab
902		3/31/2014	94574K	PROGRAM EVAL ANALYST V				P	0.50	N	\$ 14,256	\$ -					unestab

Department of Human Services
Vacant Positions as of November 30, 2013

Table 14

HMS	Date of Vacancy	Expected Fill Date	Position Number	Position Title	Exempt (Y/N)	SR Level	BU Code	Perm Temp (P/T)	FTE	MOF	Budgeted Amount	Actual Salary Last Paid	Authority to Hire (Y/N)	Occupied by 89 Day Hire (Y/N)	# of 89 Hire Appts	Describe if Filled by other Means	Priority # to Retain
902		3/31/2014	94575K	PROGRAM EVAL ANALYST V				P	0.50	A	\$ 12,672	\$ -					unestab
902		3/31/2014	94575K	PROGRAM EVAL ANALYST V				P	0.50	N	\$ 12,672	\$ -					unestab
902		3/31/2014	94576K	OFFICE ASSISTANT III				P	0.50	A	\$ 7,803	\$ -					unestab
902		3/31/2014	94576K	OFFICE ASSISTANT III				P	0.50	N	\$ 7,803	\$ -					unestab
902		3/31/2014	94577K	OFFICE ASSISTANT III				P	0.50	A	\$ 7,803	\$ -					unestab
902		3/31/2014	94577K	OFFICE ASSISTANT III				P	0.50	N	\$ 7,803	\$ -					unestab
902		3/31/2014	94578K	OFFICE ASSISTANT III				P	0.50	A	\$ 7,803	\$ -					unestab
902		3/31/2014	94578K	OFFICE ASSISTANT III				P	0.50	N	\$ 7,803	\$ -					unestab
902		3/31/2014	94579K	OFFICE ASSISTANT III				P	0.50	A	\$ 7,803	\$ -					unestab
902		3/31/2014	94579K	OFFICE ASSISTANT III				P	0.50	N	\$ 7,803	\$ -					unestab
902		3/31/2014	94580K	OFFICE ASSISTANT III				P	0.50	A	\$ 7,803	\$ -					unestab
902		3/31/2014	94580K	OFFICE ASSISTANT III				P	0.50	N	\$ 7,803	\$ -					unestab
902		3/31/2014	94581K	OFFICE ASSISTANT III				P	0.50	A	\$ 7,803	\$ -					unestab
902		3/31/2014	94581K	OFFICE ASSISTANT III				P	0.50	N	\$ 7,803	\$ -					unestab
902		3/31/2014	94582K	OFFICE ASSISTANT III				P	0.50	A	\$ 7,803	\$ -					unestab
902		3/31/2014	94582K	OFFICE ASSISTANT III				P	0.50	N	\$ 7,803	\$ -					unestab
902		3/31/2014	94583K	OFFICE ASSISTANT III				P	0.50	A	\$ 7,803	\$ -					unestab
902		3/31/2014	94583K	OFFICE ASSISTANT III				P	0.50	N	\$ 7,803	\$ -					unestab
902		3/31/2014	94584K	OFFICE ASSISTANT III				P	0.50	A	\$ 7,803	\$ -					unestab
902		3/31/2014	94584K	OFFICE ASSISTANT III				P	0.50	N	\$ 7,803	\$ -					unestab
902		3/31/2014	94585K	OFFICE ASSISTANT III				P	0.50	A	\$ 7,803	\$ -					unestab
902		3/31/2014	94585K	OFFICE ASSISTANT III				P	0.50	N	\$ 7,803	\$ -					unestab
501	6/1/2013	3/31/2014	120294	JUV JUSTICE PRGM SPCLT	Y	SRNA	13	P	1.00	A	\$ 43,296	\$ 47,400	N	N	0		
501		3/31/2014	90551K	PROGRAM SPECIALIST IV				T	1.00	N	\$ 43,296	\$ -					unestab
501		3/31/2014	90552K	ACCOUNT CLERK III				T	1.00	N	\$ 27,396	\$ -					unestab
501		3/31/2014	94457K	OFFICE ASSISTANT III				P	1.00	A	\$ 12,834	\$ -					unestab
503	3/16/2012	3/31/2014	2441	Gen Constr & Mtnce Supvr I	N	F110	02	P	1.00	A	\$ 50,940	\$ 53,616	N	N	0		
503	10/1/2013	3/31/2014	2452	Corrections Manager IV	N	EM07	35	P	1.00	A	\$ 92,880	\$ 101,676	Y	N	0		
503	9/28/2012	3/31/2014	3979	Youth Corrections Officer (E)	N	CO04	10	P	1.00	A	\$ 45,108	\$ 45,108	Y	N	0		
503	10/24/2013	3/31/2014	6005	Personnel Clerk III	N	SR09	63	P	1.00	A	\$ 33,312	\$ 27,756	N	N	0		
503	10/3/2013	3/31/2014	11104	Youth Corrections Officer (FP)	N	CO06	10	P	1.00	A	\$ 43,404	\$ 46,548	N	N	0		
503	11/1/2013	3/31/2014	34348	Youth Corrections Supervisor	N	CO08	20	P	1.00	A	\$ 57,660	\$ 61,992	N	N	0		
503	11/2/2013	3/31/2014	34360	Personnel Clerk III	N	SR09	63	P	1.00	A	\$ 30,804	\$ 27,756	Y	N	0		
503	8/1/2013	3/31/2014	35851	Institution Farm Activ Leader	N	WS03	01	P	1.00	A	\$ 36,576	\$ 36,576	Y	N	0		
503	3/17/2011	3/31/2014	39411	Human Svcs Prof IV	N	SR22	13	P	1.00	A	\$ 43,296	\$ 55,500	Y	N	0		
503	10/1/2013	3/31/2014	39608	Stores Clerk II	N	SR08	03	P	1.00	A	\$ 32,064	\$ 39,480	Y	N	0		
503	6/16/2013	3/31/2014	117215	Corrections Recr Spclt II	N	SR18	13	P	1.00	A	\$ 37,045	\$ 38,988	Y	N	0		

Department of Human Services
 Vacant Positions as of November 30, 2013

Table 14

HMS	Date of Vacancy	Expected Fill Date	Position Number	Position Title	Exempt (Y/N)	SR Level	BU Code	Perm Temp (P/T)	FTE	MOF	Budgeted Amount	Actual Salary Last Paid	Authority to Hire (Y/N)	Occupied by 89 Day Hire (Y/N)	# of 89 Hire Appts	Describe if Filled by other Means	Priority # to Retain
503	12/8/2005	3/31/2014	117727	Corrections Supervisor I	N	SR24	23	P	1.00	A	\$ 45,648	\$ -	Y	N	0		
503	10/29/2012	3/31/2014	117907	Youth Corrections Supervisor	N	CO08	20	P	1.00	A	\$ 48,948	\$ 48,948	Y	N	0		
503	12/28/2007	3/31/2014	118860	Corrections Supervisor I	N	SR24	23	P	1.00	A	\$ 45,648	\$ -	Y	N	0		
503		3/31/2014	94501K	HUMAN SVCS PROF III				P	1.00	A	\$ 21,066	\$ -					unestab
503		3/31/2014	94502K	HUMAN SVCS PROF III				P	1.00	A	\$ 21,066	\$ -					unestab
301	10/7/2013	3/31/2014	1673	Child/Adult Protetv Svcs Spclt	N	SR23	13	P	0.41	A	\$ 30,413	\$ 22,750	N	N	0		
301	10/7/2013	3/31/2014	1673	Child/Adult Protetv Svcs Spclt	N	SR23	13	P	0.59	N	\$ 20,275	\$ 32,738	N	N	0		
301	7/20/2013	3/31/2014	1708	Child/Adult Protetv Svcs Spclt	N	SR23	13	P	0.41	A	\$ 25,978	\$ 17,963	Y	N	0		
301	7/20/2013	3/31/2014	1708	Child/Adult Protetv Svcs Spclt	N	SR23	13	P	0.59	N	\$ 17,318	\$ 25,849	Y	N	0		
301	10/1/2013	1/2/2014	1719	Child/Adlt Protv Svcs Supvr II	N	SR27	23	P	0.52	A	\$ 48,096	\$ 42,713	Y	N	0		filled
301	10/1/2013	1/2/2014	1719	Child/Adlt Protv Svcs Supvr II	N	SR27	23	P	0.48	N	\$ 32,064	\$ 39,427	Y	N	0		filled
301	8/1/2013	1/2/2014	3471	Child/Adult Protetv Svcs Spclt	N	SR23	13	P	0.58	A	\$ 24,012	\$ 28,599	Y	N	0		filled
301	8/1/2013	1/2/2014	3471	Child/Adult Protetv Svcs Spclt	N	SR23	13	P	0.42	N	\$ 16,008	\$ 20,709	Y	N	0		filled
301	3/26/2013	3/31/2014	3472	Child/Adult Protetv Svcs Spclt	N	SR23	13	P	0.68	A	\$ 25,978	\$ 28,650	Y	N	0		committed
301	3/26/2013	3/31/2014	3472	Child/Adult Protetv Svcs Spclt	N	SR23	13	P	0.32	N	\$ 17,318	\$ 13,482	Y	N	0		committed
301	5/1/2009	3/31/2014	3776	Social Worker IV	N	SR22	23	P	0.42	A	\$ 25,978	\$ 25,210	N	N	0		
301	5/1/2009	3/31/2014	3776	Social Worker IV	N	SR22	23	P	0.58	N	\$ 17,318	\$ 34,814	N	N	0		
301	6/3/2013	3/31/2014	3993	Child/Adult Protetv Svcs Spclt	N	SR23	13	P	0.42	A	\$ 27,022	\$ 19,913	Y	N	0		
301	6/3/2013	3/31/2014	3993	Child/Adult Protetv Svcs Spclt	N	SR23	13	P	0.58	N	\$ 18,014	\$ 27,499	Y	N	0		
301	1/21/2012	3/31/2014	4142	Secretary I	N	SR12	03	P	0.42	A	\$ 18,482	\$ 13,618	N	N	0		
301	1/21/2012	3/31/2014	4142	Secretary I	N	SR12	03	P	0.58	N	\$ 12,322	\$ 18,806	N	N	0		
301	12/1/2011	1/2/2014	4679	Child/Adult Protetv Svcs Spclt	N	SR23	13	P	0.42	A	\$ 38,131	\$ 26,218	Y	Y	10		filled
301	12/1/2011	1/2/2014	4679	Child/Adult Protetv Svcs Spclt	N	SR23	13	P	0.58	N	\$ 25,421	\$ 36,206	Y	Y	10		filled
301	5/1/2013	3/31/2014	6418	Child/Adult Protetv Svcs Spclt	N	SR23	13	P	0.42	A	\$ 31,637	\$ 23,310	Y	N	0		
301	5/1/2013	3/31/2014	6418	Child/Adult Protetv Svcs Spclt	N	SR23	13	P	0.58	N	\$ 21,091	\$ 32,190	Y	N	0		
301	8/26/2013	1/6/2014	12161	Social Service Assistant IV	N	SR11	03	P	0.42	A	\$ 17,791	\$ 13,618	Y	N	0		filled
301	8/26/2013	1/6/2014	12161	Social Service Assistant IV	N	SR11	03	P	0.58	N	\$ 11,861	\$ 18,806	Y	N	0		filled
301	6/18/2012	3/31/2014	16922	Family Services Assistant	N	SR13	03	P	0.42	A	\$ 30,967	\$ 20,180	N	N	0		
301	6/18/2012	3/31/2014	16922	Family Services Assistant	N	SR13	03	P	0.58	N	\$ 20,645	\$ 27,868	N	N	0		
301	7/1/2013	1/2/2014	17390	Child/Adult Protetv Svcs Spclt	N	SR23	13	P	0.42	A	\$ 34,214	\$ 21,551	Y	N	0		filled
301	7/1/2013	1/2/2014	17390	Child/Adult Protetv Svcs Spclt	N	SR23	13	P	0.58	N	\$ 22,810	\$ 29,761	Y	N	0		filled
301	8/27/2012	1/2/2014	17693	Child/Adult Protetv Svcs Spclt	N	SR23	13	P	0.42	A	\$ 28,116	\$ 20,719	Y	N	0		filled
301	8/27/2012	1/2/2014	17693	Child/Adult Protetv Svcs Spclt	N	SR23	13	P	0.58	N	\$ 18,744	\$ 28,613	Y	N	0		filled
301	9/16/2013	3/31/2014	19410	Child/Adult Protetv Svcs Spclt	N	SR23	13	P	0.42	A	\$ 30,413	\$ 23,305	Y	N	0		
301	9/16/2013	3/31/2014	19410	Child/Adult Protetv Svcs Spclt	N	SR23	13	P	0.58	N	\$ 20,275	\$ 32,183	Y	N	0		
301	9/19/2013	3/31/2014	22283	Social Service Assistant IV	N	SR11	03	P	0.42	A	\$ 17,122	\$ 12,615	N	N	0		
301	9/19/2013	3/31/2014	22283	Social Service Assistant IV	N	SR11	03	P	0.58	N	\$ 11,414	\$ 17,421	N	N	0		
301	6/24/2013	3/31/2014	24045	Human Svcs Prof II	N	SR18	13	P	0.42	A	\$ 29,246	\$ 21,551	Y	N	0		
301	6/24/2013	3/31/2014	24045	Human Svcs Prof II	N	SR18	13	P	0.58	N	\$ 19,498	\$ 29,761	Y	N	0		
301	10/21/2013	3/31/2014	26395	Secretary I	N	SR12	03	P	0.57	A	\$ 18,482	\$ 17,791	N	N	0		

Department of Human Services
Vacant Positions as of November 30, 2013

Table 14

HMS	Date of Vacancy	Expected Fill Date	Position Number	Position Title	Exempt (Y/N)	SR Level	BU Code	Perm Temp (P/T)	FTE	MOF	Budgeted Amount	Actual Salary Last Paid	Authority to Hire (Y/N)	Occupied by 89 Day Hire (Y/N)	# of 89 Hire Appts	Describe if Filled by other Means	Priority # to Retain
301	10/21/2013	3/31/2014	26395	Secretary I	N	SR12	03	P	0.43	N	\$ 12,322	\$ 13,421	N	N	0		
301	11/14/2009	3/31/2014	26400	Child/Adult Protetv Svcs Spcft	N	SR23	13	P	0.42	A	\$ 27,022	\$ 22,408	N	N	0		
301	11/14/2009	3/31/2014	26400	Child/Adult Protetv Svcs Spcft	N	SR23	13	P	0.58	N	\$ 18,014	\$ 30,944	N	N	0		
301	12/31/2009	3/31/2014	26528	Child/Adult Protetv Svcs Spcft	N	SR23	13	P	0.68	A	\$ 27,022	\$ 39,241	Y	N	0		
301	12/31/2009	3/31/2014	26528	Child/Adult Protetv Svcs Spcft	N	SR23	13	P	0.32	N	\$ 18,014	\$ 18,467	Y	N	0		
301	6/1/2011	1/2/2014	26704	Child/Adult Protetv Svcs Spcft	N	SR23	13	P	0.42	A	\$ 24,012	\$ 17,695	Y	N	0		committed
301	6/1/2011	1/2/2014	26704	Child/Adult Protetv Svcs Spcft	N	SR23	13	P	0.58	N	\$ 16,008	\$ 24,437	Y	N	0		committed
301	7/4/2013	3/31/2014	27193	Human Svcs Prof V	N	SR24	13	P	0.57	A	\$ 14,630	\$ 30,417	N	N	0		
301	7/4/2013	3/31/2014	27193	Human Svcs Prof V	N	SR24	13	P	0.43	N	\$ 9,754	\$ 22,947	N	N	0		
301	10/7/2013	3/31/2014	28420	Child/Adult Protetv Svcs Spcft	N	SR23	13	P	0.50	A	\$ 27,022	\$ 24,654	N	N	0		
301	10/7/2013	3/31/2014	28420	Child/Adult Protetv Svcs Spcft	N	SR23	13	P	0.50	N	\$ 18,014	\$ 24,654	N	N	0		
301	1/18/2011	3/31/2014	29788	Secretary I	N	SR12	03	P	0.42	A	\$ 17,122	\$ 14,727	N	N	0		
301	1/18/2011	3/31/2014	29788	Secretary I	N	SR12	03	P	0.58	N	\$ 11,414	\$ 20,337	N	N	0		
301	10/14/2013	3/31/2014	32765	Child/Adult Protetv Svcs Spcft	N	SR23	13	P	0.42	A	\$ 24,012	\$ 26,218	N	N	0		
301	10/14/2013	3/31/2014	32765	Child/Adult Protetv Svcs Spcft	N	SR23	13	P	0.58	N	\$ 16,008	\$ 36,206	N	N	0		
301	9/16/2010	3/31/2014	33276	Child/Adult Protetv Svcs Spcft	N	SR23	13	P	0.42	A	\$ 27,022	\$ 23,310	Y	N	0		
301	9/16/2010	3/31/2014	33276	Child/Adult Protetv Svcs Spcft	N	SR23	13	P	0.58	N	\$ 18,014	\$ 32,190	Y	N	0		
301	3/1/2010	3/31/2014	34311	Child/Adult Protetv Svcs Spcft	N	SR23	13	P	0.42	A	\$ 25,978	\$ 25,210	Y	N	0		
301	3/1/2010	3/31/2014	34311	Child/Adult Protetv Svcs Spcft	N	SR23	13	P	0.58	N	\$ 17,318	\$ 34,814	Y	N	0		
301	6/22/2009	3/31/2014	35442	Social Worker III	N	SR20	13	P	0.50	A	\$ 22,226	\$ 21,066	N	N	0		
301	6/22/2009	3/31/2014	35442	Social Worker III	N	SR20	13	P	0.50	N	\$ 14,818	\$ 21,066	N	N	0		
301	2/25/2013	3/31/2014	35703	Social Service Aid III	N	SR09	03	P	0.58	A	\$ 17,791	\$ 18,103	Y	N	0		
301	2/25/2013	3/31/2014	35703	Social Service Aid III	N	SR09	03	P	0.42	N	\$ 11,861	\$ 13,109	Y	N	0		
301	8/15/2013	3/31/2014	35725	Office Assistant III	N	SR08	03	P	0.58	A	\$ 14,630	\$ 15,486	Y	N	0		filled
301	8/15/2013	3/31/2014	35725	Office Assistant III	N	SR08	03	P	0.42	N	\$ 9,754	\$ 11,214	Y	N	0		filled
301	6/17/2013	3/31/2014	36144	Human Svcs Prof II	N	SR18	13	P	0.68	A	\$ 22,226	\$ 32,240	Y	N	0		
301	6/17/2013	3/31/2014	36144	Human Svcs Prof II	N	SR18	13	P	0.32	N	\$ 14,818	\$ 15,172	Y	N	0		
301	7/16/2013	3/31/2014	36189	Child/Adult Protetv Svcs Spcft	N	SR23	13	P	0.68	A	\$ 37,908	\$ 32,232	Y	N	0		
301	7/16/2013	3/31/2014	36189	Child/Adult Protetv Svcs Spcft	N	SR23	13	P	0.32	N	\$ 25,272	\$ 15,168	Y	N	0		
301	10/7/2013	3/31/2014	36300	Child/Adult Protetv Svcs Spcft	N	SR23	13	P	0.20	A	\$ 36,526	\$ 8,762	N	N	0		
301	10/7/2013	3/31/2014	36300	Child/Adult Protetv Svcs Spcft	N	SR23	13	P	0.80	N	\$ 24,350	\$ 35,050	N	N	0		
301	8/12/2013	3/31/2014	36301	Human Svcs Prof III	N	SR20	13	P	0.42	A	\$ 27,022	\$ 18,401	Y	N	0		
301	8/12/2013	3/31/2014	36301	Human Svcs Prof III	N	SR20	13	P	0.58	N	\$ 18,014	\$ 25,411	Y	N	0		
301	10/8/2013	3/31/2014	36323	Social Worker III	N	SR20	13	P	0.42	A	\$ 27,022	\$ 18,401	N	N	0		
301	10/8/2013	3/31/2014	36323	Social Worker III	N	SR20	13	P	0.58	N	\$ 18,014	\$ 25,411	N	N	0		
301	12/29/2009	1/2/2014	36334	Human Svcs Prof II	N	SR18	13	P	0.42	A	\$ 22,226	\$ 17,030	Y	N	0		filled
301	12/29/2009	1/2/2014	36334	Human Svcs Prof II	N	SR18	13	P	0.58	N	\$ 14,818	\$ 23,518	Y	N	0		filled
301	11/1/2013	3/31/2014	36504	Office Assistant III	N	SR08	03	P	0.42	A	\$ 19,987	\$ 15,337	N	N	0		
301	11/1/2013	3/31/2014	36504	Office Assistant III	N	SR08	03	P	0.58	N	\$ 13,325	\$ 21,179	N	N	0		
301	4/16/2013	1/2/2014	36519	Secretary I	N	SR12	03	P	0.42	A	\$ 17,791	\$ 17,927	Y	N	0		filled

Department of Human Services
Vacant Positions as of November 30, 2013

Table 14

HMS	Date of Vacancy	Expected Fill Date	Position Number	Position Title	Exempt (Y/N)	SR Level	BU Code	Perm Temp (P/T)	FTE	MOF	Budgeted Amount	Actual Salary Last Paid	Authority to Hire (Y/N)	Occupied by 89 Day Hire (Y/N)	# of 89 Hire Appts	Describe if Filled by other Means	Priority # to Retain
301	4/16/2013	1/2/2014	36519	Secretary I	N	SR12	03	P	0.58	N	\$ 11,861	\$ 24,757	Y	N	0		filled
301	6/1/2011	3/31/2014	39423	Social Service Assistant IV	N	SR11	03	P	0.59	A	\$ 16,438	\$ 19,130	Y	N	0		filled
301	6/1/2011	3/31/2014	39423	Social Service Assistant IV	N	SR11	03	P	0.41	N	\$ 10,958	\$ 13,294	Y	N	0		filled
301	7/9/2012	3/31/2014	39424	Social Service Assistant IV	N	SR11	03	P	0.59	A	\$ 21,643	\$ 22,401	Y	Y	3		committed
301	7/9/2012	3/31/2014	39424	Social Service Assistant IV	N	SR11	03	P	0.41	N	\$ 14,429	\$ 15,567	Y	Y	3		committed
301	2/1/2013	3/31/2014	40515	Social Service Aid III	N	SR09	03	P	0.42	A	\$ 19,987	\$ 14,727	N	N	0		
301	2/1/2013	3/31/2014	40515	Social Service Aid III	N	SR09	03	P	0.58	N	\$ 13,325	\$ 20,337	N	N	0		
301	11/27/2012	1/2/2014	40518	Social Service Aid III	N	SR09	03	P	0.42	A	\$ 17,122	\$ 12,615	Y	N	0		filled
301	11/27/2012	1/2/2014	40518	Social Service Aid III	N	SR09	03	P	0.58	N	\$ 11,414	\$ 17,421	Y	N	0		filled
301	4/1/2011	3/31/2014	42320	Child/Adult Protetv Svcs Spcft	N	SR23	13	P	0.42	A	\$ 27,022	\$ 26,218	N	N	0		
301	4/1/2011	3/31/2014	42320	Child/Adult Protetv Svcs Spcft	N	SR23	13	P	0.58	N	\$ 18,014	\$ 36,206	N	N	0		
301	5/16/2009	3/31/2014	42330	Human Svcs Prof III	N	SR20	13	P	0.42	A	\$ 24,012	\$ 17,695	N	N	0		
301	5/16/2009	3/31/2014	42330	Human Svcs Prof III	N	SR20	13	P	0.58	N	\$ 16,008	\$ 24,437	N	N	0		
301	10/5/2013	3/31/2014	42343	Social Service Assistant IV	N	SR11	03	P	0.42	A	\$ 17,791	\$ 13,109	N	N	0		
301	10/5/2013	3/31/2014	42343	Social Service Assistant IV	N	SR11	03	P	0.58	N	\$ 11,861	\$ 18,103	N	N	0		
301	7/16/2013	3/31/2014	42345	Social Service Assistant IV	N	SR11	03	P	0.42	A	\$ 17,791	\$ 13,618	Y	N	0		
301	7/16/2013	3/31/2014	42345	Social Service Assistant IV	N	SR11	03	P	0.58	N	\$ 11,861	\$ 18,806	Y	N	0		
301	10/1/2013	3/31/2014	42356	Social Worker III	N	SR20	13	P	1.00	A	\$ 29,246	\$ 53,364	N	N	0		
301	10/1/2013	3/31/2014	42356	Social Worker III	N	SR20	13	P	-	N	\$ 19,498	\$ -	N	N	0		
301	10/23/2012	1/2/2014	42366	Human Svcs Prof I	N	SR16	13	P	0.58	A	\$ 23,112	\$ 23,518	Y	N	0		filled
301	10/23/2012	1/2/2014	42366	Human Svcs Prof I	N	SR16	13	P	0.42	N	\$ 15,408	\$ 17,030	Y	N	0		filled
301	3/29/2013	3/31/2014	42376	Child/Adult Protetv Svcs Spcft	N	SR23	13	P	0.68	A	\$ 25,978	\$ 28,650	Y	N	0		committed
301	3/29/2013	3/31/2014	42376	Child/Adult Protetv Svcs Spcft	N	SR23	13	P	0.32	N	\$ 17,318	\$ 13,482	Y	N	0		committed
301	5/23/2013	3/31/2014	42524	Social Service Assistant IV	N	SR11	03	P	0.42	A	\$ 16,438	\$ 12,111	N	N	0		
301	5/23/2013	3/31/2014	42524	Social Service Assistant IV	N	SR11	03	P	0.58	N	\$ 10,958	\$ 16,725	N	N	0		
301	8/1/2013	3/31/2014	42599	Human Svcs Prof III	N	SR20	13	P	0.53	A	\$ 24,977	\$ 24,155	Y	N	0		
301	8/1/2013	3/31/2014	42599	Human Svcs Prof III	N	SR20	13	P	0.47	N	\$ 16,651	\$ 21,421	Y	N	0		
301	8/1/2012	3/31/2014	42788	Secretary I	N	SR12	03	P	0.58	A	\$ 19,238	\$ 19,578	N	N	0		
301	8/1/2012	3/31/2014	42788	Secretary I	N	SR12	03	P	0.42	N	\$ 12,826	\$ 14,178	N	N	0		
301	4/1/2013	3/31/2014	43559	Child/Adult Protetv Svcs Spcft	N	SR23	13	P	1.00	A	\$ 32,299	\$ 53,352	Y	N	0		
301	4/1/2013	3/31/2014	43559	Child/Adult Protetv Svcs Spcft	N	SR23	13	P	-	N	\$ 21,533	\$ -	Y	N	0		
301	7/29/2013	1/2/2014	44016	Human Svcs Prof IV	N	SR22	13	P	0.42	A	\$ 30,413	\$ 23,305	Y	N	0		filled
301	7/29/2013	1/2/2014	44016	Human Svcs Prof IV	N	SR22	13	P	0.58	N	\$ 20,275	\$ 32,183	Y	N	0		filled
301	9/3/2013	3/31/2014	44086	Human Svcs Prof IV	N	SR22	13	P	1.00	A	\$ 33,062	\$ 55,488	Y	N	0		
301	9/3/2013	3/31/2014	44086	Human Svcs Prof IV	N	SR22	13	P	-	N	\$ 22,042	\$ -	Y	N	0		
301	10/1/2013	3/31/2014	44098	Child/Adlt Protv Svcs Supv I	N	SR25	23	P	0.68	A	\$ 43,258	\$ 51,653	N	N	0		
301	10/1/2013	3/31/2014	44098	Child/Adlt Protv Svcs Supv I	N	SR25	23	P	0.32	N	\$ 28,838	\$ 24,307	N	N	0		
301	5/1/2013	1/2/2014	44240	Child/Adult Protetv Svcs Spcft	N	SR23	13	P	0.68	A	\$ 25,978	\$ 26,512	Y	N	0		filled
301	5/1/2013	1/2/2014	44240	Child/Adult Protetv Svcs Spcft	N	SR23	13	P	0.32	N	\$ 17,318	\$ 12,476	Y	N	0		filled
301	5/22/2010	3/31/2014	44562	Social Service Aid III	N	SR09	03	P	0.58	A	\$ 14,047	\$ 14,887	Y	Y	4		

Department of Human Services
Vacant Positions as of November 30, 2013

Table 14

HMS	Date of Vacancy	Expected Fill Date	Position Number	Position Title	Exempt (Y/N)	SR Level	BU Code	Perm Temp (P/T)	FTE	MOF	Budgeted Amount	Actual Salary Last Paid	Authority to Hire (Y/N)	Occupied by 89 Day Hire (Y/N)	# of 89 Hire Appts	Describe if Filled by other Means	Priority # to Retain
301	5/22/2010	3/31/2014	44562	Social Service Aid III	N	SR09	03	P	0.42	N	\$ 9,365	\$ 10,781	Y	Y	4		
301	10/10/2011	3/31/2014	44706	Child/Adlt Protv Svcs Supv I	N	SR25	23	P	0.42	A	\$ 27,022	\$ 22,408	N	N	0		
301	10/10/2011	3/31/2014	44706	Child/Adlt Protv Svcs Supv I	N	SR25	23	P	0.58	N	\$ 18,014	\$ 30,944	N	N	0		
301	2/7/2013	3/31/2014	44707	Child/Adult Protetv Svcs Spclt	N	SR23	13	P	0.42	A	\$ 30,413	\$ 22,408	Y	N	0		committed
301	2/7/2013	3/31/2014	44707	Child/Adult Protetv Svcs Spclt	N	SR23	13	P	0.58	N	\$ 20,275	\$ 30,944	Y	N	0		committed
301	12/31/2010	1/2/2014	46358	Social Service Assistant IV	N	SR11	03	P	1.00	A	\$ 16,438	\$ 39,480	Y	N	0		filled
301	12/31/2010	1/2/2014	46358	Social Service Assistant IV	N	SR11	03	P	-	N	\$ 10,958	\$ -	Y	N	0		filled
301	2/1/2013	1/2/2014	46378	Social Service Aid III	N	SR09	03	P	1.00	A	\$ 17,791	\$ 31,212	Y	Y	3		filled
301	2/1/2013	1/2/2014	46378	Social Service Aid III	N	SR09	03	P	-	N	\$ 11,861	\$ -	Y	Y	3		filled
301	8/28/2013	3/31/2014	46384	Social Service Assistant IV	N	SR11	03	P	1.00	A	\$ 17,122	\$ 30,036	N	N	0		
301	8/28/2013	3/31/2014	46384	Social Service Assistant IV	N	SR11	03	P	-	N	\$ 11,414	\$ -	N	N	0		
301	2/24/2010	3/31/2014	46386	Social Service Assistant IV	N	SR11	03	P	1.00	A	\$ 16,438	\$ 36,516	Y	N	0		committed
301	2/24/2010	3/31/2014	46386	Social Service Assistant IV	N	SR11	03	P	-	N	\$ 10,958	\$ -	Y	N	0		
301	5/4/2013	3/31/2014	108918	Social Service Aid III	N	SR09	03	P	0.75	A	\$ 15,221	\$ 20,025	N	N	0		
301	5/4/2013	3/31/2014	108918	Social Service Aid III	N	SR09	03	P	0.25	N	\$ 10,147	\$ 6,675	N	N	0		
301	9/9/2013	3/31/2014	110569	Social Service Aid III	N	SR09	03	P	0.75	A	\$ 15,818	\$ 21,627	N	N	0		
301	9/9/2013	3/31/2014	110569	Social Service Aid III	N	SR09	03	P	0.25	N	\$ 10,546	\$ 7,209	N	N	0		
301	12/1/2012	3/31/2014	112751	Child/Adult Protetv Svcs Spclt	N	SR23	13	P	1.00	N	\$ 45,036	\$ 45,576	Y	Y	2		
301	8/16/2012	3/31/2014	117488	Social Service Aid III	N	SR09	03	P	0.75	A	\$ 16,438	\$ 21,627	Y	N	0		
301	8/16/2012	3/31/2014	117488	Social Service Aid III	N	SR09	03	P	0.25	N	\$ 10,958	\$ 7,209	Y	N	0		
301	6/28/2013	3/31/2014	117489	Social Service Aid III	N	SR09	03	P	0.75	A	\$ 15,818	\$ 20,817	N	N	0		
301	6/28/2013	3/31/2014	117489	Social Service Aid III	N	SR09	03	P	0.25	N	\$ 10,546	\$ 6,939	N	N	0		
301	6/12/2013	3/31/2014	117492	Social Service Aid III	N	SR09	03	P	0.75	A	\$ 15,818	\$ 20,817	Y	N	0		
301	6/12/2013	3/31/2014	117492	Social Service Aid III	N	SR09	03	P	0.25	N	\$ 10,546	\$ 6,939	Y	N	0		
301	10/3/2011	3/31/2014	117494	Social Service Aid III	N	SR09	03	P	0.75	A	\$ 15,221	\$ 21,627	N	N	0		filled
301	10/3/2011	3/31/2014	117494	Social Service Aid III	N	SR09	03	P	0.25	N	\$ 10,147	\$ 7,209	N	N	0		filled
301	9/3/2013	3/31/2014	117495	Social Service Aid III	N	SR09	03	P	0.75	A	\$ 17,122	\$ 20,817	N	N	0		
301	9/3/2013	3/31/2014	117495	Social Service Aid III	N	SR09	03	P	0.25	N	\$ 11,414	\$ 6,939	N	N	0		
301	7/1/2013	3/31/2014	117506	Social Service Aid III	N	SR09	03	P	0.75	A	\$ 19,238	\$ 25,317	Y	N	0		committed
301	7/1/2013	3/31/2014	117506	Social Service Aid III	N	SR09	03	P	0.25	N	\$ 12,826	\$ 8,439	Y	N	0		committed
301	7/26/2008	3/31/2014	117513	Child/Adult Protetv Svcs Spclt	N	SR23	13	P	0.75	A	\$ 22,226	\$ 28,116	N	N	0		
301	7/26/2008	3/31/2014	117513	Child/Adult Protetv Svcs Spclt	N	SR23	13	P	0.25	N	\$ 14,818	\$ 9,372	N	N	0		
301	9/16/2013	3/31/2014	118534	Social Service Aid II	N	SR07	03	P	1.00	N	\$ 23,412	\$ 25,668	N	N	0		
301	8/7/2013	3/31/2014	118536	Human Svcs Prof IV	N	SR22	13	P	-	A	\$ 30,146	\$ -	Y	N	0		
301	8/7/2013	3/31/2014	118536	Human Svcs Prof IV	N	SR22	13	P	1.00	N	\$ 20,098	\$ 53,364	Y	N	0		
301	10/1/2013	3/31/2014	118537	Child/Adult Protetv Svcs Spclt	N	SR23	13	P	1.00	N	\$ 48,744	\$ 53,364	Y	N	0		
301	6/3/2013	3/31/2014	118540	Child/Adult Protetv Svcs Spclt	N	SR23	13	P	1.00	N	\$ 43,296	\$ 45,576	Y	N	0		
301	9/4/2013	3/31/2014	118561	Social Service Aid III	N	SR09	03	P	1.00	N	\$ 27,396	\$ 30,036	N	N	0		
301	9/7/2013	3/31/2014	118568	Social Service Aid III	N	SR09	03	P	1.00	N	\$ 27,396	\$ 30,036	N	N	0		
301	6/3/2011	3/31/2014	118571	Social Service Aid III	N	SR09	03	P	1.00	N	\$ 25,376	\$ 27,756	N	N	0		

Department of Human Services
 Vacant Positions as of November 30, 2013

Table 14

HMS	Date of Vacancy	Expected Fill Date	Position Number	Position Title	Exempt (Y/N)	SR Level	BU Code	Perm Temp (P/T)	FTE	MOF	Budgeted Amount	Actual Salary Last Paid	Authority to Hire (Y/N)	Occupied by 89 Day Hire (Y/N)	# of 89 Hire Appts	Describe if Filled by other Means	Priority # to Retain
301	6/1/2012	1/2/2014	118577	Child/Adult Protetv Svcs Spclt	N	SR23	13	P	1.00	N	\$ 58,380	\$ 60,024	Y	N	0		filled
301	8/8/2011	3/31/2014	118578	Social Worker IV	N	SR22	13	P	-	A	\$ 25,978	\$ -	N	N	0		
301	8/8/2011	3/31/2014	118578	Social Worker IV	N	SR22	13	P	1.00	N	\$ 17,318	\$ 51,312	N	N	0		
301	4/16/2012	3/31/2014	118579	Child/Adult Protetv Svcs Spclt	N	SR23	13	P	1.00	N	\$ 57,024	\$ 60,024	Y	N	0		
301	8/5/2013	1/6/2014	118583	Secretary I	N	SR12	03	P	-	A	\$ 17,791	\$ -	Y	N	0		filled
301	8/5/2013	1/6/2014	118583	Secretary I	N	SR12	03	P	1.00	N	\$ 11,861	\$ 32,424	Y	N	0		filled
301	6/17/2013	3/31/2014	118586	Social Service Aid II	N	SR07	03	P	1.00	N	\$ 27,396	\$ 28,836	Y	N	0		
301	6/3/2013	3/31/2014	118588	Social Service Aid III	N	SR09	03	P	1.00	N	\$ 25,368	\$ 26,700	Y	Y	2		
301	6/10/2013	3/31/2014	118589	Social Service Aid III	N	SR09	03	P	1.00	N	\$ 28,536	\$ 30,036	Y	N	0		
301	3/1/2013	3/31/2014	118595	Social Worker IV	N	SR22	13	P	1.00	N	\$ 64,116	\$ 67,488	Y	N	0		
301		3/31/2014	99998K	POSITION COUNT TO BE DELETED				P	1.00	A	\$ -	\$ -	N				unestab
601	11/1/2013	3/31/2014	1654	Human Svcs Prof IV	N	SR22	13	P	1.00	A	\$ 43,296	\$ 55,488	N	N	0		
601	9/3/2013	3/31/2014	30543	Office Assistant III	N	SR08	03	P	1.00	A	\$ 32,064	\$ 35,064	Y	N	0		filled
601	8/27/2012	3/31/2014	120709	Program Specialist (Aging) III	N	SR20	13	P	1.00	A	\$ 17,675	\$ -	Y	N	0		
601		3/31/2014	94356K	RN IV				P	1.00	A	\$ 40,257	\$ -					unestab
901	11/9/2013	3/31/2014	23326	Office Assistant III	N	SR08	03	P	0.75	A	\$ 21,402	\$ 20,025	N	N	0		
901	11/9/2013	3/31/2014	23326	Office Assistant III	N	SR08	03	P	0.25	N	\$ 7,134	\$ 6,675	N	N	0		
901	4/1/2013	1/2/2014	34655	Human Svcs Prof V	N	SR24	13	P	0.75	A	\$ 42,768	\$ 43,281	Y	N	0		filled
901	4/1/2013	1/2/2014	34655	Human Svcs Prof V	N	SR24	13	P	0.25	N	\$ 14,256	\$ 14,427	Y	N	0		filled
901	1/9/2013	3/31/2014	40893	Social Worker V	N	SR24	13	P	0.75	A	\$ 48,087	\$ 50,616	N	N	0		
901	1/9/2013	3/31/2014	40893	Social Worker V	N	SR24	13	P	0.25	N	\$ 16,029	\$ 16,872	N	N	0		
901	11/9/2013	3/31/2014	41561	Social Worker IV	N	SR22	13	P	0.75	A	\$ 41,121	\$ 35,550	N	N	0		
901	11/9/2013	3/31/2014	41561	Social Worker IV	N	SR22	13	P	0.25	N	\$ 13,707	\$ 11,850	N	N	0		

Department of Human Services
Personnel Separations

Table 15

Prog ID/Org	Separation Date	Position Number	Position Title	Exempt (Y/N)	SR Level	BU Code	T/P	MOF	Budgeted	Budgeted Salary	Actual	Actual Salary
									FTE		FTE	
HMS220RH	9/21/2012	10376	Hsg. BMW I	Y	SRNA	1	P	N	1.00	\$ 44,544	1.00	\$44,544
HMS220RH	11/1/2013	10866	Hsg. BMW 1	N	SRNA	1	P	N	1.00	\$ 44,544	1.00	\$44,544
HMS220RH	10/29/2012	10907	Hsg. Painter 1	Y	SRNA	1	P	N	1.00	\$ 44,544	1.00	\$44,544
HMS220RH	12/28/2012	11627	Gen. Const Sup	N	F110A	2	P	W	1.00	\$ 48,000	1.00	\$50,520
HMS220RH	5/15/2012	14976	Bldg Maint Worker II	N	WS09A	1	P	N	1.00	\$ 47,268	1.00	\$47,268
HMS220RH	8/16/2012	14978	PHS V	N	SR24C	23	P	N	1.00	\$ 48,744	1.00	\$51,312
HMS220RH	2/1/2013	18669	Social Svc Assistant IV	N	SR11A	3	P	W	1.00	\$ 27,396	1.00	\$28,836
HMS220RH	8/24/2012	18794	Social Svc Assistant IV	N	SR11A	3	P	N	1.00	\$ 27,396	1.00	\$28,836
HMS220RH	1/18/2013	18794	Social Svc Assistant IV	N	SR11A	63	P	N	1.00	\$ 27,396	1.00	\$28,836
HMS220RH	12/30/2011	19593	PHS II	N	SR18I	13	P	N	1.00	\$ 46,860	1.00	\$46,860
HMS220RH	10/31/2013	21546	PHS IV	N	SR22D	23	P	W	1.00	\$ 45,036	1.00	\$47,412
HMS220RH	10/31/2012	23049	PHS II	N	SR18H	13	P	N	1.00	\$ 45,036	1.00	\$47,412
HMS220RH	10/31/2013	23050	PH Sup. III	N	Sr20C	13	P	N	1.00	\$ 40,020	1.00	\$42,132
HMS220RH	9/20/2013	120621	Hsg. Carpenter 1	Y	SRNA	1	P	N	1.00	\$ 44,544	1.00	\$45,012
HMS220RH	3/21/2013	120622	Hsg. Electrician 1	Y	SRNA	1	P	N	1.00	\$ 44,544	1.00	\$49,332
HMS220RH	9/7/2012	3489	Secretary I	N	SR12A	63	P	N	1.00	\$ 36,072	1.00	\$30,035
HMS220RH	8/31/2012	3490	Bldg Maint Worker I	N	BC09A	1	P	N	1.00	\$ 44,544	1.00	\$44,544
HMS220RH	5/7/2012	4939	General Laborer II	N	BC03A	1	P	N	1.00	\$ 34,164	1.00	\$34,164
HMS220RH	8/27/2012	5855	Secretary I	N	SR12J	3	P	W	1.00	\$ 40,548	1.00	\$42,684
HMS220RH	7/8/2013	5859	General Laborer I	N	BC02A	1	P	N	1.00	\$ 33,228	1.00	\$33,228
HMS220RH	10/19/2012	6281	Gen. Const Sup	N	F110A	82	P	N	1.00	\$ 49,908	1.00	\$50,523
HMS220RH	7/15/2013	6563	Bldg Maint Helper	N	BC05A	1	P	N	1.00	\$ 36,960	1.00	\$36,960
HMS220RH	4/5/2012	6565	General Laborer I	N	BC02A	1	P	N	1.00	\$ 33,228	1.00	\$33,228
HMS220RH	9/4/2013	6693	PHS IV	N	SR22F	13	P	N	1.00	\$ 48,744	1.00	\$51,312
HMS220RH	4/30/2013	23120	General Laborer I	N	BC02A	1	P	N	1.00	\$ 33,228	1.00	\$33,228
HMS220RH	4/9/2012	30242	Office Assistant III	N	SR8A	63	P	N	1.00	\$ 24,384	1.00	\$25,667
HMS220RH	4/30/2012	30242	Office Assistant III	N	SR8A	3	P	N	1.00	\$ 24,384	1.00	\$25,668
HMS220RH	12/11/2012	30242	Office Assistant III	N	SR8A	63	P	N	1.00	\$ 24,384	1.00	\$25,667
HMS220RH	10/15/2012	41066	General Laborer II	N	BC03A	1	P	W	1.00	\$ 34,164	1.00	\$34,164
HMS220RH	7/8/2013	41349	PH Sup	N	SR22C	13	P	N	1.00	\$ 43,296	1.00	\$45,576
HMS220RH	12/30/2011	44184	Office Assistant III	N	SR8F	3	P	N	1.00	\$ 29,652	1.00	\$29,652
HMS220RH	10/24/2012	45873	Social Svc Assistant IV	N	SR11A	63	P	N	1.00	\$ 27,396	1.00	\$28,829
HMS220RH	11/30/2012	46343	PHS II	N	SR18H	13	P	N	1.00	\$ 45,036	1.00	\$47,412
HMS220RH	4/30/2012	6785	PHS II	N	SR18I	13	P	N	1.00	\$ 46,860	1.00	\$49,332
HMS220RH	4/2/2012	6791	General Laborer II	N	BC03A	1	P	N	1.00	\$ 35,544	1.00	\$34,164

Department of Human Services
Personnel Separations

Table 15

Prog ID/Org	Separation Date	Position Number	Position Title	Exempt (Y/N)	SR Level	BU Code	T/P	MOF	Budgeted	Budgeted Salary	Actual	Actual Salary
									FTE		FTE	
HMS220RH	2/29/2012	6931	Bldg Maint Sup 1	N	F1-09A	82	P	N	1.00	\$ 46,134	1.00	\$46,134
HMS220RH	6/29/2012	8752	Gen. Const Sup	N	F110A	2	P	N	1.00	\$ 48,000	1.00	\$50,520
HMS220RH	3/30/2012	8832	Gen. Const Sup	N	F110A	2	P	N	1.00	\$ 48,000	1.00	\$50,520
HMS220RH	11/30/2012	8835	Bldg Maint Worker II	N	WS09A	1	P	N	1.00	\$ 47,268	1.00	\$47,268
HMS220RH	7/16/2013	8849	PHS IV	N	SR22F	23	P	N	1.00	\$ 48,744	1.00	\$51,312
HMS220RH	9/28/2012	9204	PHS IV	N	SR22C	13	P	N	1.00	\$ 43,296	1.00	\$45,576
HMS220RH	3/29/2013	9611	Bldg Maint Worker I	N	BC09A	1	P	N	1.00	\$ 44,544	1.00	\$44,544
HMS220RH	12/30/2011	9662	Bldg Maint Helper	N	BC05A	1	P	N	1.00	\$ 48,108	1.00	\$36,960
HMS222RA	9/28/2012	111466	PHS II	N	SR18D	13	P	N	1.00	\$ 38,520	1.00	\$40,548
HMS222RA	10/11/2012	111470	PHS I	N	SR16C	13	T	N	1.00	\$ 32,928	1.00	\$36,024
HMS222RA	11/9/2012	119190	Hsg. Qual St. Insp.	N	SR13A	63	T	N	1.00	\$ 32,064	1.00	\$31,221
HMS222RA	4/30/2013	2803	PH Sup IV	N	SR22L	23	P	A	0.25	\$ 15,420	0.25	\$16,230
HMS222RA	4/30/2013	2803	PH Sup IV	N	SR22L	23	P	N	0.75	\$ 46,260	0.75	\$48,690
HMS222RA	11/5/2012	28655	Office Assistant III	N	SR8A	63	P	N	1.00	\$ 26,364	1.00	\$25,667
HMS222RA	11/23/2012	28967	PHS II	N	SR18D	13	P	N	1.00	\$ 38,520	1.00	\$40,548
HMS222RA	11/27/2012	42526	PHS I	N	SR16C	13	T	N	1.00	\$ 37,044	1.00	\$36,024
HMS222RA	7/31/2013	101214	Hsg. Qual.Std.Insp.III	N	SR17F	4	T	N	1.00	\$ 40,548	1.00	\$44,412
HMS224HS	4/13/2012	27585	Office Assistant III	N	SR08A	3	P	A	1.00	\$ 24,384	1.00	\$25,668
HMS224HS	4/5/2013	27585	Office Assistant III	N	SR08A	63	P	A	1.00	\$ 24,384	1.00	\$25,667
HMS224HS	11/30/2011	103218	Hmlss Prog Br Adm	Y	SRNA	73	P	A	1.00	\$ 64,116	1.00	\$64,116
HMS224HS	1/31/2013	119182	Secretary I	N	SR12L	3	P	A	1.00	\$ 28,536	1.00	\$46,176
HMS229HA	12/28/2012	100913	Hearings Ofcr	Y	SRNA	3	T	N	1.00	\$ 49,344	1.00	\$51,936
HMS229HA	5/31/2013	100913	Hrgs. Asst.	N	SRNA	63	T	N	1.00	\$ 49,344	1.00	\$33,758
HMS229HA	10/12/2011	102005	Exec. Dir.	Y	SRNA	0	T	W	1.00	\$ 87,894	1.00	\$87,984
HMS229HA	12/12/2012	102034	HP (Spvr)	Y	SRNA	13	P	N	1.00	\$ 52,728	1.00	\$55,500
HMS229HA	12/9/2011	102190	Hsg. Comp.Eval	Y	SRNA	13	P	N	1.00	\$ 52,728	1.00	\$52,728
HMS229HA	3/15/2012	103024	Contracts Admin	Y	SRNA	13	T	N	1.00	\$ 66,504	1.00	\$70,008
HMS229HA	2/8/2012	103036	Res.Svcs. Prg.	Y	SRNA	13	T	N	1.00	\$ 43,296	1.00	\$43,296
HMS229HA	8/22/2011	105632	Res.Svcs. Prg.	Y	SRNA	13	T	N	1.00	\$ 45,036	1.00	\$43,296
HMS229HA	4/13/2012	106429	ITS IV	N	SR22C	13	T	N	1.00	\$ 43,296	1.00	\$45,576
HMS229HA	7/12/2013	106429	ITS IV	N	SR22C	13	T	N	1.00	\$ 43,296	1.00	\$45,576
HMS229HA	5/21/2012	106430	Proj. Engineer	Y	SRNA	13	T	N	1.00	\$ 48,744	1.00	\$70,008
HMS229HA	7/22/2011	106430	Project Eng.	Y	SR24L	13	T	N	1.00	\$ 48,744	1.00	\$69,396
HMS229HA	9/28/2012	107932	Prop. Mgmt. Spclt	N	SRNA	13	T	N	1.00	\$ 45,576	1.00	\$45,576
HMS229HA	11/29/2013	107932	Prop. Mgmt. Spclt.	Y	SRNA	13	T	N	1.00	\$ 45,576	1.00	\$45,576

Department of Human Services
Personnel Separations

Table 15

Prog ID/Org	Separation Date	Position Number	Position Title	Exempt (Y/N)	SR Level	BU Code	T/P	MOF	Budgeted	Budgeted Salary	Actual	Actual Salary
									FTE		FTE	
HMS229HA	8/31/2012	117689	Hsg. Con. Spclt.	N	SRNA	13	T	N	1.00	\$ 45,036	1.00	\$45,576
HMS229HA	4/20/2012	117689	Hsg. Con. Spt	Y	SRNA	13	T	N	1.00	\$ 45,036	1.00	\$47,400
HMS229HA	11/29/2013	118751	Account Clk III	N	SR11E	3	P	N	1.00	\$ 30,804	1.00	\$33,756
HMS229HA	12/30/2011	119285	PHS III	N	SR20C	13	T	N	1.00	\$ 40,020	1.00	\$40,020
HMS229HA	3/30/2012	31791	Office Assistant III	N	SR8E	3	P	N	1.00	\$ 28,536	1.00	\$30,036
HMS229HA	11/26/2012	36360	Account Clk II	N	SR8A	3	P	N	1.00	\$ 33,312	1.00	\$25,668
HMS229HA	12/30/2011	36360	Account Clk II	N	SR8I	3	P	N	1.00	\$ 33,312	1.00	\$33,312
HMS229HA	5/21/2013	41416	AC Mech 1	N	BC10A	1	P	N	1.00	\$ 46,236	1.00	\$46,236
HMS229HA	4/23/2013	42101	Account Clk III	N	SR11H	3	P	W	1.00	\$ 36,072	1.00	\$37,968
HMS229HA	7/2/2012	46278	Accountant III	N	SR20C	73	P	W	1.00	\$ 40,020	1.00	\$42,141
HMS229HA	1/6/2012	48707	Office Assistant III	N	SR8A	63	T	N	1.00	\$ 24,378	1.00	\$24,378
HMS229HA	3/15/2013	6627	Personnel Clerk IV	N	SR11A	63	P	N	1.00	\$ 32,064	1.00	\$28,836
HMS229HA	9/28/2012	6627	Personnel Clerk IV	N	SR11E	63	P	N	1.00	\$ 32,064	1.00	\$33,756
HMS229HA	4/9/2012	7994	Account Clk V	N	SR15A	63	P	W	1.00	\$ 32,064	1.00	\$33,758
HMS229HA	1/7/2013	7994	Account Clk V	N	SR15A	63	P	W	1.00	\$ 32,064	1.00	\$33,758
HMS229HA	10/7/2013	7994	Account Clk V	N	SR15F	3	P	W	1.00	\$ 32,064	1.00	\$41,040
HMS229HA	6/8/2012	8045	Plumber Hlp	N	BC05A	61	P	N	1.00	\$ 46,236	1.00	\$36,962
HMS229HA	5/1/2013	8635	Eng IV	N	SR24C	13	P	N	1.00	\$ 62,412	1.00	\$51,312
HMS229HA	7/15/2011	8635	Eng IV	N	SR24C	13	P	N	1.00	\$ 62,412	1.00	\$48,744
HMS229HA	10/31/2011	8756	Bldg Maint Worker I	N	BC09A	61	P	N	1.00	\$ 44,544	1.00	\$50,794
HMS236LC	11/30/2011	118662	Social Svc Assistant IV	N	SR11C	3	P	N	1.00	\$ 29,652	1.00	\$29,652
HMS236LC	12/30/2011	13234	Secretary I	N	SR12D	3	P	A	0.57	\$ 18,276	0.57	\$18,276
HMS236LC	12/30/2011	13234	Secretary I	N	SR12D	3	P	N	0.43	\$ 13,788	0.43	\$13,788
HMS236LC	7/31/2012	14126	Elig Wkr III	N	SR16F	3	P	A	0.57	\$ 23,112	0.57	\$24,330
HMS236LC	7/31/2012	14126	Elig Wkr III	N	SR16F	3	P	N	0.43	\$ 17,436	0.43	\$18,354
HMS236LC	11/22/2013	14132	Elig Wkr III	N	SR16D	3	P	A	0.57	\$ 20,561	0.57	\$22,504
HMS236LC	11/22/2013	14132	Elig Wkr III	N	SR16D	3	P	N	0.43	\$ 15,511	0.43	\$16,976
HMS236LC	7/5/2013	14142	Elig Wkr III	N	SR16C	3	P	A	0.57	\$ 19,774	0.57	\$21,642
HMS236LC	7/5/2013	14142	Elig Wkr III	N	SR16C	3	P	N	0.43	\$ 14,918	0.43	\$16,326
HMS236LC	9/27/2012	1664	Elig Wkr I	N	SR12A	3	P	A	0.57	\$ 15,980	0.57	\$17,121
HMS236LC	9/27/2012	1664	Elig Wkr I	N	SR12A	3	P	N	0.43	\$ 12,556	0.43	\$12,915
HMS236LC	9/30/2011	1675	Elig Wkr III	N	SR16G	3	P	A	0.57	\$ 18,655	0.57	\$24,049
HMS236LC	9/30/2011	1675	Elig Wkr III	N	SR16G	3	P	N	0.43	\$ 14,657	0.43	\$18,143
HMS236LC	3/28/2012	1693	Elig Wkr I	N	SR12A	3	P	A	0.58	\$ 18,988	0.58	\$17,421
HMS236LC	3/28/2012	1693	Elig Wkr I	N	SR12A	3	P	N	0.42	\$ 14,324	0.42	\$12,615

Department of Human Services
Personnel Separations

Table 15

<u>Prog ID/Org</u>	<u>Separation Date</u>	<u>Position Number</u>	<u>Position Title</u>	<u>Exempt (Y/N)</u>	<u>SR Level</u>	<u>BU Code</u>	<u>T/P</u>	<u>MOF</u>	<u>Budgeted FTE</u>	<u>Budgeted Salary</u>	<u>Actual FTE</u>	<u>Actual Salary</u>
HMS236LC	8/31/2011	17399	Elig Wkr V	N	SR20J	4	P	A	0.57	\$ 22,223	0.57	\$31,649
HMS236LC	8/31/2011	17399	Elig Wkr V	N	SR20J	4	P	N	0.43	\$ 16,765	0.43	\$23,875
HMS236LC	12/30/2011	17689	Elig Wkr III	N	SR16L	3	P	A	0.57	\$ 29,248	0.57	\$29,248
HMS236LC	12/30/2011	17689	Elig Wkr III	N	SR16L	3	P	N	0.43	\$ 22,064	0.43	\$22,064
HMS236LC	8/30/2013	19409	Elig Wkr V	N	SR20K	4	P	A	0.57	\$ 31,649	0.57	\$34,624
HMS236LC	8/30/2013	19409	Elig Wkr V	N	SR20K	4	P	N	0.43	\$ 23,875	0.43	\$26,120
HMS236LC	7/13/2012	21503	Elig Wkr III	N	SR16C	3	P	A	0.57	\$ 20,561	0.57	\$21,642
HMS236LC	7/13/2012	21503	Elig Wkr III	N	SR16C	3	P	N	0.43	\$ 15,511	0.43	\$16,326
HMS236LC	8/9/2012	22139	Elig Wkr III	N	SR16C	3	P	A	0.57	\$ 20,561	0.57	\$21,642
HMS236LC	8/9/2012	22139	Elig Wkr III	N	SR16C	3	P	N	0.43	\$ 15,511	0.43	\$16,326
HMS236LC	4/30/2012	22148	Elig Wkr V	N	SR20I	4	P	A	0.57	\$ 30,417	0.57	\$32,018
HMS236LC	4/30/2012	22148	Elig Wkr V	N	SR20I	4	P	N	0.43	\$ 22,947	0.43	\$24,154
HMS236LC	2/18/2013	22149	Elig Wkr III	N	SR16C	3	P	A	0.57	\$ 25,007	0.57	\$21,642
HMS236LC	2/18/2013	22149	Elig Wkr III	N	SR16C	3	P	N	0.43	\$ 18,865	0.43	\$16,326
HMS236LC	4/30/2013	22153	Elig Wkr I	N	SR12A	3	P	A	0.57	\$ 22,223	0.57	\$17,121
HMS236LC	4/30/2013	22153	Elig Wkr I	N	SR12A	3	P	N	0.43	\$ 16,765	0.43	\$12,915
HMS236LC	11/30/2011	22153	Elig Wkr III	N	SR16E	3	P	A	0.57	\$ 22,223	0.57	\$22,223
HMS236LC	11/30/2011	22153	Elig Wkr III	N	SR16E	3	P	N	0.43	\$ 16,765	0.43	\$16,765
HMS236LC	10/14/2013	22154	Elig Wkr III	N	SR16E	3	P	A	0.57	\$ 21,382	0.57	\$23,393
HMS236LC	10/14/2013	22154	Elig Wkr III	N	SR16E	3	P	N	0.43	\$ 16,130	0.43	\$17,647
HMS236LC	4/30/2012	22158	Elig Wkr III	N	SR16H	3	P	A	0.57	\$ 25,007	0.57	\$26,320
HMS236LC	4/30/2012	22158	Elig Wkr III	N	SR16H	3	P	N	0.43	\$ 18,865	0.43	\$19,856
HMS236LC	8/3/2012	22159	Elig Wkr I	N	SR12B	3	P	A	0.57	\$ 18,988	0.57	\$17,791
HMS236LC	8/3/2012	22159	Elig Wkr I	N	SR12B	3	P	N	0.43	\$ 14,324	0.43	\$13,421
HMS236LC	1/31/2012	22165	Elig Wkr III	N	SR16G	3	P	A	0.57	\$ 24,049	0.57	\$24,049
HMS236LC	1/31/2012	22165	Elig Wkr III	N	SR16G	3	P	N	0.43	\$ 18,143	0.43	\$18,143
HMS236LC	5/31/2013	22362	Elig Wkr I	N	SR12A	3	P	A	0.57	\$ 18,988	0.57	\$17,121
HMS236LC	5/31/2013	22362	Elig Wkr I	N	SR12A	3	P	N	0.43	\$ 14,324	0.43	\$12,915
HMS236LC	12/28/2012	22857	Elig Wkr III	N	SR16H	3	P	A	0.57	\$ 25,007	0.57	\$26,320
HMS236LC	12/28/2012	22857	Elig Wkr III	N	SR16H	3	P	N	0.43	\$ 18,865	0.43	\$19,856
HMS236LC	9/28/2012	22990	Elig Wkr V	N	SR20G	4	P	A	0.57	\$ 28,126	0.57	\$29,604
HMS236LC	9/28/2012	22990	Elig Wkr V	N	SR20G	4	P	N	0.43	\$ 21,218	0.43	\$22,332
HMS236LC	10/9/2013	23716	Social Worker III	N	SR20K	13	P	A	0.50	\$ 28,530	0.50	\$28,854
HMS236LC	10/9/2013	23716	Social Worker III	N	SR20K	13	P	N	0.50	\$ 28,530	0.50	\$28,854
HMS236LC	9/30/2013	24488	Office Assistant III	N	SR08I	3	P	A	0.57	\$ 18,276	0.57	\$19,986

Department of Human Services
Personnel Separations

Table 15

<u>Prog ID/Org</u>	<u>Separation Date</u>	<u>Position Number</u>	<u>Position Title</u>	<u>Exempt (Y/N)</u>	<u>SR Level</u>	<u>BU Code</u>	<u>T/P</u>	<u>MOF</u>	<u>Budgeted FTE</u>	<u>Budgeted Salary</u>	<u>Actual FTE</u>	<u>Actual Salary</u>
HMS236LC	9/30/2013	24488	Office Assistant III	N	SR08I	3	P	N	0.43	\$ 13,788	0.43	\$15,078
HMS236LC	10/31/2011	24491	Elig Wkr III	N	SR16C	3	P	A	0.57	\$ 18,988	0.57	\$20,561
HMS236LC	10/31/2011	24491	Elig Wkr III	N	SR16C	3	P	N	0.43	\$ 14,324	0.43	\$15,511
HMS236LC	5/31/2012	24493	Elig Wkr III	N	SR16J	3	P	A	0.57	\$ 27,039	0.57	\$28,461
HMS236LC	5/31/2012	24493	Elig Wkr III	N	SR16J	3	P	N	0.43	\$ 20,397	0.43	\$21,471
HMS236LC	10/12/2013	24973	Elig Wkr I	N	SR12A	63	P	A	0.57	\$ 18,988	0.57	\$17,120
HMS236LC	10/12/2013	24973	Elig Wkr I	N	SR12A	63	P	N	0.43	\$ 14,324	0.43	\$12,915
HMS236LC	5/15/2013	24973	Elig Wkr I	N	SR12L	3	P	A	0.57	\$ 18,988	0.57	\$26,320
HMS236LC	5/15/2013	24973	Elig Wkr I	N	SR12L	3	P	N	0.43	\$ 14,324	0.43	\$19,856
HMS236LC	3/2/2012	24975	Elig Wkr I	N	SR12A	3	P	A	0.57	\$ 18,988	0.57	\$17,121
HMS236LC	3/2/2012	24975	Elig Wkr I	N	SR12A	3	P	N	0.43	\$ 14,324	0.43	\$12,915
HMS236LC	8/15/2012	24975	Elig Wkr I	N	SR12A	3	P	A	0.57	\$ 18,988	0.57	\$17,121
HMS236LC	8/15/2012	24975	Elig Wkr I	N	SR12A	3	P	N	0.43	\$ 14,324	0.43	\$12,915
HMS236LC	9/9/2013	24980	Secretary I	N	SR12B	3	P	A	0.57	\$ 16,266	0.57	\$17,791
HMS236LC	9/9/2013	24980	Secretary I	N	SR12B	3	P	N	0.43	\$ 12,270	0.43	\$13,421
HMS236LC	6/29/2012	25016	Office Assistant III	N	SR08F	3	P	A	0.57	\$ 16,902	0.57	\$16,902
HMS236LC	6/29/2012	25016	Office Assistant III	N	SR08F	3	P	N	0.43	\$ 12,750	0.43	\$12,750
HMS236LC	3/27/2013	25295	Office Assistant III	N	SR08A	3	P	A	0.57	\$ 16,266	0.57	\$14,631
HMS236LC	3/27/2013	25295	Office Assistant III	N	SR08A	3	P	N	0.43	\$ 12,270	0.43	\$11,037
HMS236LC	5/31/2012	25729	Elig Wkr III	N	SR16L	3	P	A	0.57	\$ 29,248	0.57	\$30,787
HMS236LC	5/31/2012	25729	Elig Wkr III	N	SR16L	3	P	N	0.43	\$ 22,064	0.43	\$23,225
HMS236LC	12/30/2011	26283	Elig Wkr V	N	SR20K	4	P	A	0.57	\$ 32,894	0.57	\$32,894
HMS236LC	12/30/2011	26283	Elig Wkr V	N	SR20K	4	P	N	0.43	\$ 24,814	0.43	\$24,814
HMS236LC	12/2/2011	26392	Office Assistant III	N	SR08D	3	P	A	0.57	\$ 13,899	0.57	\$15,616
HMS236LC	12/2/2011	26392	Office Assistant III	N	SR08D	3	P	N	0.43	\$ 10,485	0.43	\$11,780
HMS236LC	6/13/2013	26393	Secretary II	N	SR14B	3	P	A	0.57	\$ 23,112	0.57	\$19,241
HMS236LC	6/13/2013	26393	Secretary II	N	SR14B	3	P	N	0.43	\$ 17,436	0.43	\$14,515
HMS236LC	10/31/2013	26399	Secretary I	N	SR12J	3	P	A	0.57	\$ 22,223	0.57	\$24,330
HMS236LC	10/31/2013	26399	Secretary I	N	SR12J	3	P	N	0.43	\$ 16,765	0.43	\$18,354
HMS236LC	8/31/2012	27183	Secretary I	N	SR12G	3	P	A	0.57	\$ 20,561	0.57	\$21,642
HMS236LC	8/31/2012	27183	Secretary I	N	SR12G	3	P	N	0.43	\$ 15,511	0.43	\$16,326
HMS236LC	3/15/2013	27183	Secretary I	N	SR12A	63	P	A	0.57	\$ 20,561	0.57	\$17,120
HMS236LC	3/15/2013	27183	Secretary I	N	SR12A	63	P	N	0.43	\$ 15,511	0.43	\$12,915
HMS236LC	10/11/2013	27446	Elig Wkr II	N	SR14B	3	P	A	0.57	\$ 16,266	0.57	\$19,241
HMS236LC	10/11/2013	27446	Elig Wkr II	N	SR14B	3	P	N	0.43	\$ 12,270	0.43	\$14,515

Department of Human Services
Personnel Separations

Table 15

<u>Prog ID/Org</u>	<u>Separation Date</u>	<u>Position Number</u>	<u>Position Title</u>	<u>Exempt (Y/N)</u>	<u>SR Level</u>	<u>BU Code</u>	<u>T/P</u>	<u>MOF</u>	<u>Budgeted FTE</u>	<u>Budgeted Salary</u>	<u>Actual FTE</u>	<u>Actual Salary</u>
HMS236LC	7/31/2012	27449	Elig Wkr III	N	SR16K	3	P	A	0.57	\$ 28,126	0.57	\$29,604
HMS236LC	7/31/2012	27449	Elig Wkr III	N	SR16K	3	P	N	0.43	\$ 21,218	0.43	\$22,332
HMS236LC	2/28/2013	28099	Office Assistant III	N	SR08E	3	P	A	0.57	\$ 16,266	0.57	\$17,121
HMS236LC	2/28/2013	28099	Office Assistant III	N	SR08E	3	P	N	0.43	\$ 12,270	0.43	\$12,915
HMS236LC	8/8/2013	28099	Office Assistant III	N	SR08A	63	P	A	0.57	\$ 16,266	0.57	\$14,630
HMS236LC	8/8/2013	28099	Office Assistant III	N	SR08A	63	P	N	0.43	\$ 12,270	0.43	\$11,037
HMS236LC	6/28/2013	28114	Elig Wkr III	N	SR16C	3	P	A	0.57	\$ 20,561	0.57	\$21,642
HMS236LC	6/28/2013	28114	Elig Wkr III	N	SR16C	3	P	N	0.43	\$ 15,511	0.43	\$16,326
HMS236LC	7/5/2013	28116	Elig Wkr I	N	SR12B	3	P	A	0.57	\$ 29,248	0.57	\$17,791
HMS236LC	7/5/2013	28116	Elig Wkr I	N	SR12B	3	P	N	0.43	\$ 22,064	0.43	\$13,421
HMS236LC	11/30/2011	28116	Elig Wkr III	N	SR16L	3	P	A	0.57	\$ 29,248	0.57	\$29,248
HMS236LC	11/30/2011	28116	Elig Wkr III	N	SR16L	3	P	N	0.43	\$ 22,064	0.43	\$22,064
HMS236LC	11/27/2012	28125	Elig Wkr I	N	SR12A	3	P	A	0.57	\$ 18,988	0.57	\$17,121
HMS236LC	11/27/2012	28125	Elig Wkr I	N	SR12A	3	P	N	0.43	\$ 14,324	0.43	\$12,915
HMS236LC	1/17/2012	28191	Office Assistant III	N	SR08C	3	P	A	0.57	\$ 15,027	0.57	\$15,027
HMS236LC	1/17/2012	28191	Office Assistant III	N	SR08C	3	P	N	0.43	\$ 11,337	0.43	\$11,337
HMS236LC	8/30/2013	28246	Elig Wkr III	N	SR16K	3	P	A	0.57	\$ 27,039	0.57	\$29,604
HMS236LC	8/30/2013	28246	Elig Wkr III	N	SR16K	3	P	N	0.43	\$ 20,397	0.43	\$22,332
HMS236LC	1/3/2012	28263	Elig Wkr III	N	SR16E	3	P	A	0.57	\$ 22,223	0.57	\$22,223
HMS236LC	1/3/2012	28263	Elig Wkr III	N	SR16E	3	P	N	0.43	\$ 16,765	0.43	\$16,765
HMS236LC	11/8/2013	28307	Elig Wkr V	N	SR20H	4	P	A	0.57	\$ 28,126	0.57	\$30,787
HMS236LC	11/8/2013	28307	Elig Wkr V	N	SR20H	4	P	N	0.43	\$ 21,218	0.43	\$23,225
HMS236LC	6/28/2013	31115	Elig Wkr I	N	SR12A	3	P	A	0.57	\$ 18,988	0.57	\$17,121
HMS236LC	6/28/2013	31115	Elig Wkr I	N	SR12A	3	P	N	0.43	\$ 14,324	0.43	\$12,915
HMS236LC	4/10/2012	31448	Office Assistant III	N	SR08A	3	P	A	0.57	\$ 13,899	0.57	\$14,631
HMS236LC	4/10/2012	31448	Office Assistant III	N	SR08A	3	P	N	0.43	\$ 10,485	0.43	\$11,037
HMS236LC	6/28/2013	32376	Elig Wkr III	N	SR16F	3	P	A	0.57	\$ 22,223	0.57	\$24,330
HMS236LC	6/28/2013	32376	Elig Wkr III	N	SR16F	3	P	N	0.43	\$ 16,765	0.43	\$18,354
HMS236LC	6/29/2012	32485	Elig Wkr III	N	SR16F	3	P	A	0.57	\$ 23,112	0.57	\$24,330
HMS236LC	6/29/2012	32485	Elig Wkr III	N	SR16F	3	P	N	0.43	\$ 17,436	0.43	\$18,354
HMS236LC	8/31/2011	32647	Elig Wkr III	N	SR16G	3	P	A	0.57	\$ 18,988	0.57	\$25,315
HMS236LC	8/31/2011	32647	Elig Wkr III	N	SR16G	3	P	N	0.43	\$ 14,324	0.43	\$19,097
HMS236LC	9/28/2012	33161	Elig Wkr III	N	SR16H	3	P	A	0.57	\$ 25,007	0.57	\$26,320
HMS236LC	9/28/2012	33161	Elig Wkr III	N	SR16H	3	P	N	0.43	\$ 18,865	0.43	\$19,856
HMS236LC	4/26/2012	34712	Elig Wkr III	N	SR16B	3	P	A	0.57	\$ 19,774	0.57	\$20,814

Department of Human Services
Personnel Separations

Table 15

<u>Prog ID/Org</u>	<u>Separation Date</u>	<u>Position Number</u>	<u>Position Title</u>	<u>Exempt (Y/N)</u>	<u>SR Level</u>	<u>BU Code</u>	<u>T/P</u>	<u>MOF</u>	<u>Budgeted FTE</u>	<u>Budgeted Salary</u>	<u>Actual FTE</u>	<u>Actual Salary</u>
HMS236LC	4/26/2012	34712	Elig Wkr III	N	SR16B	3	P	N	0.43	\$ 14,918	0.43	\$15,702
HMS236LC	9/4/2013	34713	Elig Wkr I	N	SR12H	3	P	A	0.57	\$ 18,988	0.57	\$22,504
HMS236LC	9/4/2013	34713	Elig Wkr I	N	SR12H	3	P	N	0.43	\$ 14,324	0.43	\$16,976
HMS236LC	10/1/2013	34715	Elig Wkr I	N	SR12A	3	P	A	0.57	\$ 21,382	0.57	\$17,121
HMS236LC	10/1/2013	34715	Elig Wkr I	N	SR12A	3	P	N	0.43	\$ 16,130	0.43	\$12,915
HMS236LC	10/1/2013	34715	Elig Wkr I	N	SR12A	3	P	A	0.57	\$ 21,382	0.57	\$17,121
HMS236LC	10/1/2013	34715	Elig Wkr I	N	SR12A	3	P	N	0.43	\$ 16,130	0.43	\$12,915
HMS236LC	7/31/2012	34719	Elig Wkr III	N	SR16G	3	P	A	0.57	\$ 24,049	0.57	\$25,315
HMS236LC	7/31/2012	34719	Elig Wkr III	N	SR16G	3	P	N	0.43	\$ 18,143	0.43	\$19,097
HMS236LC	4/30/2012	34725	Office Assistant III	N	SR08A	63	P	A	0.57	\$ 15,027	0.57	\$14,630
HMS236LC	4/30/2012	34725	Office Assistant III	N	SR08A	63	P	N	0.43	\$ 11,337	0.43	\$11,037
HMS236LC	2/28/2013	35879	Elig Wkr V	N	SR20G	4	P	A	0.57	\$ 28,126	0.57	\$29,604
HMS236LC	2/28/2013	35879	Elig Wkr V	N	SR20G	4	P	N	0.43	\$ 21,218	0.43	\$22,332
HMS236LC	11/13/2012	3736	Elig Wkr I	N	SR12A	3	P	A	0.57	\$ 18,988	0.57	\$17,121
HMS236LC	11/13/2012	3736	Elig Wkr I	N	SR12A	3	P	N	0.43	\$ 14,324	0.43	\$12,915
HMS236LC	11/14/2012	37910	Office Assistant III	N	SR08A	3	P	A	0.57	\$ 13,899	0.57	\$14,631
HMS236LC	11/14/2012	37910	Office Assistant III	N	SR08A	3	P	N	0.43	\$ 10,485	0.43	\$11,037
HMS236LC	10/14/2011	3864	Secretary I	N	SR12B	3	P	A	0.57	\$ 16,266	0.57	\$16,902
HMS236LC	10/14/2011	3864	Secretary I	N	SR12B	3	P	N	0.43	\$ 12,270	0.43	\$12,750
HMS236LC	10/31/2013	42177	Secretary I	N	SR12I	3	P	A	0.57	\$ 21,382	0.57	\$23,393
HMS236LC	10/31/2013	42177	Secretary I	N	SR12I	3	P	N	0.43	\$ 16,130	0.43	\$17,647
HMS236LC	5/31/2013	43330	Office Assistant III	N	SR08A	63	P	A	0.57	\$ 15,027	0.57	\$14,630
HMS236LC	5/31/2013	43330	Office Assistant III	N	SR08A	63	P	N	0.43	\$ 11,337	0.43	\$11,037
HMS236LC	3/30/2012	43803	SSSS Spclt III	N	SR20K	13	P	A	0.50	\$ 27,414	0.50	\$28,854
HMS236LC	3/30/2012	43803	SSSS Spclt III	N	SR20K	13	P	N	0.50	\$ 27,414	0.50	\$28,854
HMS236LC	2/28/2013	4533	Elig Wkr III	N	SR16F	3	P	A	0.57	\$ 23,120	0.57	\$24,330
HMS236LC	2/28/2013	4533	Elig Wkr III	N	SR16F	3	P	N	0.43	\$ 17,436	0.43	\$18,354
HMS236LC	4/30/2013	4537	Elig Wkr I	N	SR12A	3	P	A	0.57	\$ 18,988	0.57	\$17,121
HMS236LC	4/30/2013	4537	Elig Wkr I	N	SR12A	3	P	N	0.43	\$ 14,324	0.43	\$12,915
HMS236LC	12/28/2012	45438	SSSS Spclt III	N	SR20F	13	P	A	0.50	\$ 22,518	0.50	\$23,706
HMS236LC	12/28/2012	45438	SSSS Spclt III	N	SR20F	13	P	N	0.50	\$ 22,518	0.50	\$23,706
HMS236LC	12/28/2012	45466	SSSS Spclt III	N	SR20K	13	P	A	0.50	\$ 27,414	0.50	\$28,854
HMS236LC	12/28/2012	45466	SSSS Spclt III	N	SR20K	13	P	N	0.50	\$ 27,414	0.50	\$28,854
HMS236LC	12/28/2012	45470	SSSS Spclt III	N	SR20J	13	P	A	0.50	\$ 26,364	0.50	\$27,750
HMS236LC	12/28/2012	45470	SSSS Spclt III	N	SR20J	13	P	N	0.50	\$ 26,364	0.50	\$27,750

Department of Human Services
Personnel Separations

Table 15

Prog ID/Org	Separation Date	Position Number	Position Title	Exempt (Y/N)	SR Level	BU Code	T/P	MOF	Budgeted	Budgeted Salary	Actual	Actual Salary
									FTE		FTE	
HMS236LC	8/31/2012	46882	SSSS Spclt III	N	SR20H	13	P	A	0.50	\$ 24,372	0.50	\$25,656
HMS236LC	8/31/2012	46882	SSSS Spclt III	N	SR20H	13	P	N	0.50	\$ 24,372	0.50	\$25,656
HMS236LC	5/10/2013	46886	Professional Trainee II	N	SR18C	13	P	A	0.50	\$ 20,814	0.50	\$19,494
HMS236LC	5/10/2013	46886	Professional Trainee II	N	SR18C	13	P	N	0.50	\$ 20,814	0.50	\$19,494
HMS236LC	1/31/2012	46886	SSSS Spclt III	N	SR20D	13	P	A	0.50	\$ 20,814	0.50	\$20,814
HMS236LC	1/31/2012	46886	SSSS Spclt III	N	SR20D	13	P	N	0.50	\$ 20,814	0.50	\$20,814
HMS236LC	5/10/2013	46896	SSSS Spclt III	N	SR26C	23	P	A	0.50	\$ 26,364	0.50	\$27,750
HMS236LC	5/10/2013	46896	SSSS Spclt III	N	SR26C	23	P	N	0.50	\$ 26,364	0.50	\$27,750
HMS236LC	12/28/2012	48718	SSSS Spclt III	N	SR20H	13	P	A	0.50	\$ 24,372	0.50	\$25,656
HMS236LC	12/28/2012	48718	SSSS Spclt III	N	SR20H	13	P	N	0.50	\$ 24,372	0.50	\$25,656
HMS236LC	1/10/2012	5067	Office Assistant III	N	SR08D	3	P	A	0.57	\$ 15,616	0.57	\$15,616
HMS236LC	1/10/2012	5067	Office Assistant III	N	SR08D	3	P	N	0.43	\$ 11,780	0.43	\$11,780
HMS236LC	6/27/2013	5067	Office Assistant III	N	SR08A	63	P	A	0.57	\$ 15,616	0.57	\$14,630
HMS236LC	6/27/2013	5067	Office Assistant III	N	SR08A	63	P	N	0.43	\$ 11,780	0.43	\$11,037
HMS236LC	9/11/2012	6391	Secretary I	N	SR12A	63	P	A	0.57	\$ 16,266	0.57	\$17,120
HMS236LC	9/11/2012	6391	Secretary I	N	SR12A	63	P	N	0.43	\$ 12,270	0.43	\$12,915
HMS236LC	4/8/2013	6391	Secretary I	N	SR12A	63	P	A	0.57	\$ 16,266	0.57	\$17,120
HMS236LC	4/8/2013	6391	Secretary I	N	SR12A	63	P	N	0.43	\$ 12,270	0.43	\$12,915
HMS238GB	12/28/2012	11238	DCS IV	N	SR22G	13	P	N	1.00	\$ 50,688	1.00	\$53,352
HMS238GB	6/29/2012	1809	Office Assistant IV	N	SR10L	3	P	N	1.00	\$ 42,192	1.00	\$42,684
HMS238GB	12/28/2012	23504	DCS III	N	SR20I	13	P	N	1.00	\$ 50,688	1.00	\$53,352
HMS238GB	9/21/2012	24196	Office Assistant III	N	SR08A	63	P	N	1.00	\$ 25,368	1.00	\$25,667
HMS238GB	10/31/2012	24196	Office Assistant III	N	SR08A	63	P	N	1.00	\$ 25,368	1.00	\$25,667
HMS238GB	9/27/2012	24200	DCS II	N	SR18F	13	P	N	1.00	\$ 41,628	1.00	\$43,824
HMS238GB	5/31/2012	24443	DCS III	N	SR20C	13	P	N	1.00	\$ 40,020	1.00	\$42,132
HMS238GB	12/28/2012	24453	Office Assistant III	N	SR08L	3	P	N	1.00	\$ 38,988	1.00	\$39,480
HMS238GB	11/30/2012	24930	Professional Trainee I	N	SR16C	13	P	N	1.00	\$ 34,224	1.00	\$36,024
HMS238GB	5/31/2013	24938	Office Assistant III	N	SR08A	3	P	N	1.00	\$ 33,312	1.00	\$25,668
HMS238GB	12/30/2011	24938	Office Assistant III	N	SR08I	3	P	N	1.00	\$ 33,312	1.00	\$35,064
HMS238GB	12/30/2011	47418	DCS III	N	SR20F	13	P	N	1.00	\$ 45,036	1.00	\$45,036
HMS238GB	11/29/2012	47418	Professional Trainee I	N	SR16C	13	P	N	1.00	\$ 45,036	1.00	\$36,024
HMS301SA	5/3/2013	108918	Social Svc Assistant III	N	SR9A	3	P	A	0.75	\$ 15,221	0.75	\$20,025
HMS301SA	5/3/2013	108918	Social Svc Assistant III	N	SR9A	3	P	N	0.25	\$ 10,147	0.25	\$6,675
HMS301SA	10/31/2013	108920	Social Svc Assistant III	N	SR9A	63	P	A	0.75	\$ 16,438	0.75	\$20,030
HMS301SA	10/31/2013	108920	Social Svc Assistant III	N	SR9A	63	P	N	0.25	\$ 10,958	0.25	\$6,677

Department of Human Services
Personnel Separations

Table 15

Prog ID/Org	Separation Date	Position Number	Position Title	Exempt (Y/N)	SR Level	BU Code	T/P	MOF	Budgeted	Budgeted Salary	Actual	Actual Salary
									FTE		FTE	
HMS301SA	9/23/2011	111039	Social Svc Assistant III	N	SR9B	3	P	A	0.75	\$ 15,221	0.75	\$19,773
HMS301SA	9/23/2011	111039	Social Svc Assistant III	N	SR9B	3	P	N	0.25	\$ 10,147	0.25	\$6,591
HMS301SA	11/30/2012	112751	HSP IV	N	SR22C	13	P	N	1.00	\$ 45,036	1.00	\$43,296
HMS301SA	10/30/2012	113138	Social Worker III	N	SR20C	13	P	A	0.75	\$ 27,022	0.75	\$31,599
HMS301SA	10/30/2012	113138	Social Worker III	N	SR20C	13	P	N	0.25	\$ 18,014	0.25	\$10,533
HMS301SA	6/27/2013	117489	Social Svc Assistant III	N	SR9B	3	P	A	0.75	\$ 15,818	0.75	\$20,817
HMS301SA	6/27/2013	117489	Social Svc Assistant III	N	SR9B	3	P	N	0.25	\$ 10,546	0.25	\$6,939
HMS301SA	12/9/2011	117495	Social Svc Assistant III	N	SR9D	3	P	A	0.75	\$ 17,122	0.75	\$21,402
HMS301SA	12/9/2011	117495	Social Svc Assistant III	N	SR9D	3	P	N	0.25	\$ 11,414	0.25	\$7,134
HMS301SA	6/28/2013	117506	Social Svc Assistant III	N	SR09G	3	P	A	0.75	\$ 19,238	0.75	\$25,317
HMS301SA	6/28/2013	117506	Social Svc Assistant III	N	SR09G	3	P	N	0.25	\$ 12,826	0.25	\$8,439
HMS301SA	5/31/2012	118531	Social Svc Assistant III	N	SR09G	3	P	A	-	\$ 19,238	-	\$0
HMS301SA	5/31/2012	118531	Social Svc Assistant III	N	SR09G	3	P	N	1.00	\$ 12,826	1.00	\$33,756
HMS301SA	9/30/2013	118537	HSP IV	N	SR22F	13	P	N	1.00	\$ 48,744	1.00	\$51,312
HMS301SA	3/16/2012	118538	Social Svc Assistant II	N	SR07A	63	P	N	1.00	\$ 23,421	1.00	\$24,648
HMS301SA	9/6/2013	118568	Social Svc Assistant III	N	SR9D	3	P	N	1.00	\$ 27,396	1.00	\$30,036
HMS301SA	9/28/2012	118575	C/APS Spclt	N	SR23J	13	P	N	1.00	\$ 40,020	1.00	\$62,424
HMS301SA	1/30/2012	118575	Social Worker III	N	SR20C	13	P	N	1.00	\$ 40,020	1.00	\$40,020
HMS301SA	7/12/2013	118586	Social Svc Assistant II	N	SR07A	63	P	N	1.00	\$ 27,396	1.00	\$24,648
HMS301SA	11/27/2013	118586	Social Svc Assistant II	N	SR07A	63	P	N	1.00	\$ 27,396	1.00	\$24,648
HMS301SA	12/30/2011	118590	C/APS Spclt	N	SR23I	13	P	A	-	\$ 34,214	-	\$0
HMS301SA	12/30/2011	118590	C/APS Spclt	N	SR23I	13	P	N	1.00	\$ 22,810	1.00	\$57,024
HMS301SA	10/19/2011	118616	Social Svc Assistant III	N	SR9C	3	P	A	-	\$ 15,221	-	\$0
HMS301SA	10/19/2011	118616	Social Svc Assistant III	N	SR9C	3	P	N	1.00	\$ 10,147	1.00	\$27,396
HMS301SA	8/31/2011	13236	Social Worker IV	N	SR22J	13	P	A	0.42	\$ 25,978	0.42	\$23,950
HMS301SA	8/31/2011	13236	Social Worker IV	N	SR22J	13	P	N	0.58	\$ 17,318	0.58	\$33,074
HMS301SA	12/30/2011	1638	Social Worker VII	N	SR28J	23	P	A	0.41	\$ 46,814	0.41	\$31,990
HMS301SA	12/30/2011	1638	Social Worker VII	N	SR28J	23	P	N	0.59	\$ 31,210	0.59	\$46,034
HMS301SA	8/31/2011	1671	Social Worker IV	N	SR22G	13	P	A	0.41	\$ 25,978	0.41	\$20,782
HMS301SA	8/31/2011	1671	Social Worker IV	N	SR22G	13	P	N	0.59	\$ 17,318	0.59	\$29,906
HMS301SA	7/19/2013	1708	HSP III	N	SR20C	13	P	A	0.41	\$ 25,978	0.41	\$17,274
HMS301SA	7/19/2013	1708	HSP III	N	SR20C	13	P	N	0.59	\$ 17,318	0.59	\$24,858
HMS301SA	3/9/2012	1708	HSP III	N	SR20E	13	P	A	0.41	\$ 25,978	0.41	\$18,686
HMS301SA	3/9/2012	1708	HSP III	N	SR20E	13	P	N	0.59	\$ 17,318	0.59	\$26,890
HMS301SA	9/30/2013	1719	C/APS Supvr II	N	SR27K	23	P	A	0.52	\$ 48,096	0.52	\$41,072

Department of Human Services
Personnel Separations

Table 15

Prog ID/Org	Separation Date	Position Number	Position Title	Exempt (Y/N)	SR Level	BU Code	T/P	MOF	Budgeted	Budgeted Salary	Actual	Actual Salary
									FTE		FTE	
HMS301SA	9/30/2013	1719	C/APS Supvr II	N	SR27K	23	P	N	0.48	\$ 32,064	0.48	\$37,912
HMS301SA	7/31/2013	1721	C/APS Supvr II	N	SR27L	23	P	A	0.52	\$ 46,814	0.52	\$42,707
HMS301SA	7/31/2013	1721	C/APS Supvr II	N	SR27L	23	P	N	0.48	\$ 31,210	0.48	\$39,421
HMS301SA	12/5/2011	17700	Social Worker V	N	SR24F	23	P	A	0.42	\$ 34,229	0.42	\$23,028
HMS301SA	12/5/2011	17700	Social Worker V	N	SR24F	23	P	N	0.58	\$ 22,819	0.58	\$31,800
HMS301SA	2/11/2013	19413	C/APS Spclt	N	SR23F	13	P	A	0.42	\$ 30,413	0.42	\$22,408
HMS301SA	2/11/2013	19413	C/APS Spclt	N	SR23F	13	P	N	0.58	\$ 20,275	0.58	\$30,944
HMS301SA	6/24/2013	21371	HSP IV	N	SR22C	13	P	A	0.68	\$ 27,022	0.68	\$30,992
HMS301SA	6/24/2013	21371	HSP IV	N	SR22C	13	P	N	0.32	\$ 18,014	0.32	\$14,584
HMS301SA	12/28/2012	22281	Social Svc Assistant III	N	SR9H	3	P	A	0.42	\$ 19,987	0.42	\$14,727
HMS301SA	12/28/2012	22281	Social Svc Assistant III	N	SR9H	3	P	N	0.58	\$ 13,325	0.58	\$20,337
HMS301SA	9/18/2013	22283	Social Svc Assistant IV	N	SR11B	3	P	A	0.42	\$ 17,122	0.42	\$12,615
HMS301SA	9/18/2013	22283	Social Svc Assistant IV	N	SR11B	3	P	N	0.58	\$ 11,414	0.58	\$17,421
HMS301SA	5/10/2013	23899	C/APS Supvr I	N	SR25F	23	P	A	0.50	\$ 34,214	0.50	\$30,012
HMS301SA	5/10/2013	23899	C/APS Supvr I	N	SR25F	23	P	N	0.50	\$ 22,810	0.50	\$30,012
HMS301SA	9/20/2011	26702	C/APS Spclt	N	SR23E	13	P	A	0.42	\$ 24,012	0.42	\$20,472
HMS301SA	9/20/2011	26702	C/APS Spclt	N	SR23E	13	P	N	0.58	\$ 16,008	0.58	\$28,272
HMS301SA	11/29/2013	26704	Social Worker III	N	SR20C	73	P	A	0.42	\$ 24,012	0.42	\$17,699
HMS301SA	11/29/2013	26704	Social Worker III	N	SR20C	73	P	N	0.58	\$ 16,008	0.58	\$24,442
HMS301SA	7/13/2011	26707	HSP IV	N	SR22C	13	P	A	0.42	\$ 24,012	0.42	\$18,184
HMS301SA	7/13/2011	26707	HSP IV	N	SR22C	13	P	N	0.58	\$ 16,008	0.58	\$25,112
HMS301SA	5/1/2012	26768	C/APS Spclt	N	SR23D	13	P	A	0.58	\$ 28,116	0.58	\$28,613
HMS301SA	5/1/2012	26768	C/APS Spclt	N	SR23D	13	P	N	0.42	\$ 18,744	0.42	\$20,719
HMS301SA	7/3/2013	27193	HSP V	N	SR24C	13	P	A	0.57	\$ 14,630	0.57	\$29,248
HMS301SA	7/3/2013	27193	HSP V	N	SR24C	13	P	N	0.43	\$ 9,754	0.43	\$22,064
HMS301SA	3/30/2012	28584	Secretary I	N	SR12H	3	P	A	0.50	\$ 22,507	0.50	\$19,740
HMS301SA	3/30/2012	28584	Secretary I	N	SR12H	3	P	N	0.50	\$ 15,005	0.50	\$19,740
HMS301SA	3/25/2013	29053	Social Svc Assistant IV	N	SR11A	3	P	A	0.42	\$ 16,438	0.42	\$12,111
HMS301SA	3/25/2013	29053	Social Svc Assistant IV	N	SR11A	3	P	N	0.58	\$ 10,958	0.58	\$16,725
HMS301SA	5/31/2013	29540	Social Worker IV	N	SR22C	13	P	A	0.50	\$ 27,022	0.50	\$22,788
HMS301SA	5/31/2013	29540	Social Worker IV	N	SR22C	13	P	N	0.50	\$ 18,014	0.50	\$22,788
HMS301SA	7/31/2013	29570	C/APS Supvr I	N	SR25D	23	P	A	0.42	\$ 31,637	0.42	\$23,310
HMS301SA	7/31/2013	29570	C/APS Supvr I	N	SR25D	23	P	N	0.58	\$ 21,091	0.58	\$32,190
HMS301SA	11/29/2012	30829	Social Worker III	N	SR20C	13	P	A	0.68	\$ 24,012	0.68	\$28,650
HMS301SA	11/29/2012	30829	Social Worker III	N	SR20C	13	P	N	0.32	\$ 16,008	0.32	\$13,482

Department of Human Services
Personnel Separations

Table 15

Prog ID/Org	Separation Date	Position Number	Position Title	Exempt (Y/N)	SR Level	BU Code	T/P	MOF	Budgeted	Budgeted Salary	Actual	Actual Salary
									FTE		FTE	
HMS301SA	2/13/2012	34398	Social Worker II	N	SR18C	13	P	A	0.58	\$ 22,226	0.58	\$21,486
HMS301SA	2/13/2012	34398	Social Worker II	N	SR18C	13	P	N	0.42	\$ 14,818	0.42	\$15,558
HMS301SA	7/31/2013	34398	Social Worker II	N	SR18C	73	P	A	0.58	\$ 22,226	0.58	\$22,608
HMS301SA	7/31/2013	34398	Social Worker II	N	SR18C	73	P	N	0.42	\$ 14,818	0.42	\$16,371
HMS301SA	7/31/2013	3471	C/APS Spclt	N	SR23C	13	P	A	0.58	\$ 24,012	0.58	\$27,499
HMS301SA	7/31/2013	3471	C/APS Spclt	N	SR23C	13	P	N	0.42	\$ 16,008	0.42	\$19,913
HMS301SA	3/25/2013	3472	HSP III	N	SR20C	13	P	A	0.68	\$ 25,978	0.68	\$28,650
HMS301SA	3/25/2013	3472	HSP III	N	SR20C	13	P	N	0.32	\$ 17,318	0.32	\$13,482
HMS301SA	8/15/2013	35725	Office Assistant III	N	SR08A	3	P	A	0.58	\$ 14,630	0.58	\$14,887
HMS301SA	8/15/2013	35725	Office Assistant III	N	SR08A	3	P	N	0.42	\$ 9,754	0.42	\$10,781
HMS301SA	5/16/2013	35725	Office Assistant III	N	SR08A	63	P	A	0.58	\$ 14,630	0.58	\$14,887
HMS301SA	5/16/2013	35725	Office Assistant III	N	SR08A	63	P	N	0.42	\$ 9,754	0.42	\$10,780
HMS301SA	12/30/2011	36189	C/APS Spclt	N	SR23J	13	P	A	0.68	\$ 37,908	0.68	\$40,327
HMS301SA	12/30/2011	36189	C/APS Spclt	N	SR23J	13	P	N	0.32	\$ 25,272	0.32	\$18,977
HMS301SA	7/12/2013	36189	HSP IV	N	SR22C	13	P	A	0.68	\$ 37,908	0.68	\$30,992
HMS301SA	7/12/2013	36189	HSP IV	N	SR22C	13	P	N	0.32	\$ 25,272	0.32	\$14,584
HMS301SA	6/5/2012	36327	Social Worker IV	N	SR22C	13	P	A	0.42	\$ 27,022	0.42	\$19,142
HMS301SA	6/5/2012	36327	Social Worker IV	N	SR22C	13	P	N	0.58	\$ 18,014	0.58	\$26,434
HMS301SA	10/31/2013	36504	Office Assistant III	N	SR8J	3	P	A	0.42	\$ 19,987	0.42	\$15,337
HMS301SA	10/31/2013	36504	Office Assistant III	N	SR8J	3	P	N	0.58	\$ 13,325	0.58	\$21,179
HMS301SA	1/30/2013	36510	Social Svc Assistant III	N	SR9G	3	P	A	0.42	\$ 19,238	0.42	\$14,178
HMS301SA	1/30/2013	36510	Social Svc Assistant III	N	SR9G	3	P	N	0.58	\$ 12,826	0.58	\$19,578
HMS301SA	5/23/2012	36519	Secretary I	N	SR12B	3	P	A	0.42	\$ 17,791	0.42	\$13,109
HMS301SA	5/23/2012	36519	Secretary I	N	SR12B	3	P	N	0.58	\$ 11,861	0.58	\$18,103
HMS301SA	10/31/2011	36695	C/APS Supvr I	N	SR25J	23	P	A	0.58	\$ 40,025	0.58	\$38,691
HMS301SA	10/31/2011	36695	C/APS Supvr I	N	SR25J	23	P	N	0.42	\$ 26,683	0.42	\$28,017
HMS301SA	7/31/2012	37618	C/APS Spclt	N	SR23J	13	P	A	0.68	\$ 36,130	0.68	\$40,816
HMS301SA	7/31/2012	37618	C/APS Spclt	N	SR23J	13	P	N	0.32	\$ 24,086	0.32	\$19,208
HMS301SA	6/15/2012	39414	Social Worker III	N	SR20C	13	P	A	0.59	\$ 24,012	0.59	\$24,858
HMS301SA	6/15/2012	39414	Social Worker III	N	SR20C	13	P	N	0.41	\$ 16,008	0.41	\$17,274
HMS301SA	12/28/2012	39728	C/APS Spclt	N	SR23L	13	P	A	0.59	\$ 38,470	0.59	\$39,818
HMS301SA	12/28/2012	39728	C/APS Spclt	N	SR23L	13	P	N	0.41	\$ 25,646	0.41	\$27,670
HMS301SA	11/26/2012	40518	Social Svc Assistant III	N	SR9D	3	P	A	0.42	\$ 17,122	0.42	\$12,615
HMS301SA	11/26/2012	40518	Social Svc Assistant III	N	SR9D	3	P	N	0.58	\$ 11,414	0.58	\$17,421
HMS301SA	1/20/2012	4142	Secretary I	N	SR12C	3	P	A	0.42	\$ 18,482	0.42	\$12,938

Department of Human Services
Personnel Separations

Table 15

Prog ID/Org	Separation Date	Position Number	Position Title	Exempt (Y/N)	SR Level	BU Code	T/P	MOF	Budgeted	Budgeted Salary	Actual	Actual Salary
									FTE		FTE	
HMS301SA	1/20/2012	4142	Secretary I	N	SR12C	3	P	N	0.58	\$ 12,322	0.58	\$17,866
HMS301SA	10/15/2012	42334	Social Worker III	N	SR20D	13	P	A	1.00	\$ 24,977	1.00	\$43,824
HMS301SA	10/15/2012	42334	Social Worker III	N	SR20D	13	P	N	-	\$ 16,651	-	\$0
HMS301SA	10/4/2013	42343	Social Svc Assistant IV	N	SR11D	3	P	A	0.42	\$ 17,791	0.42	\$13,618
HMS301SA	10/4/2013	42343	Social Svc Assistant IV	N	SR11D	3	P	N	0.58	\$ 11,861	0.58	\$18,806
HMS301SA	8/31/2011	42371	C/APS Spclt	N	SR23J	13	P	A	0.68	\$ 27,022	0.68	\$40,327
HMS301SA	8/31/2011	42371	C/APS Spclt	N	SR23J	13	P	N	0.32	\$ 18,014	0.32	\$18,977
HMS301SA	3/28/2013	42376	HSP III	N	SR20C	13	P	A	0.68	\$ 25,978	0.68	\$28,650
HMS301SA	3/28/2013	42376	HSP III	N	SR20C	13	P	N	0.32	\$ 17,318	0.32	\$13,482
HMS301SA	6/29/2012	42376	HSP IV	N	SR22C	13	P	A	0.68	\$ 25,978	0.68	\$30,992
HMS301SA	6/29/2012	42376	HSP IV	N	SR22C	13	P	N	0.32	\$ 17,318	0.32	\$14,584
HMS301SA	7/13/2012	42595	C/APS Spclt	N	SR23E	13	P	A	0.53	\$ 29,246	0.53	\$27,195
HMS301SA	7/13/2012	42595	C/APS Spclt	N	SR23E	13	P	N	0.47	\$ 19,498	0.47	\$24,117
HMS301SA	7/31/2013	42599	HSP III	N	SR20D	13	P	A	0.53	\$ 24,977	0.53	\$23,227
HMS301SA	7/31/2013	42599	HSP III	N	SR20D	13	P	N	0.47	\$ 16,651	0.47	\$20,597
HMS301SA	5/15/2013	42702	Office Assistant III	N	SR08A	63	P	A	0.50	\$ 16,438	0.50	\$12,834
HMS301SA	5/15/2013	42702	Office Assistant III	N	SR08A	63	P	N	0.50	\$ 10,958	0.50	\$12,834
HMS301SA	7/31/2012	42788	Secretary I	N	SR12D	3	P	A	0.58	\$ 19,238	0.58	\$19,578
HMS301SA	7/31/2012	42788	Secretary I	N	SR12D	3	P	N	0.42	\$ 12,826	0.42	\$14,178
HMS301SA	6/29/2012	43530	Secretary II	N	SR14L	3	P	A	0.53	\$ 28,462	0.53	\$26,464
HMS301SA	6/29/2012	43530	Secretary II	N	SR14L	3	P	N	0.47	\$ 18,974	0.47	\$23,468
HMS301SA	3/28/2013	43559	C/APS Spclt	N	SR23F	13	P	A	1.00	\$ 32,299	1.00	\$53,352
HMS301SA	3/28/2013	43559	C/APS Spclt	N	SR23F	13	P	N	-	\$ 21,533	-	\$0
HMS301SA	1/25/2013	44705	HSP II	N	SR18C	13	P	A	0.42	\$ 32,465	0.42	\$16,375
HMS301SA	1/25/2013	44705	HSP II	N	SR18C	13	P	N	0.58	\$ 21,643	0.58	\$22,613
HMS301SA	2/6/2013	44707	C/APS Spclt	N	SR23F	13	P	A	0.42	\$ 30,413	0.42	\$22,408
HMS301SA	2/6/2013	44707	C/APS Spclt	N	SR23F	13	P	N	0.58	\$ 20,275	0.58	\$30,944
HMS301SA	10/5/2012	4538	HSP III	N	SR20C	73	P	A	0.42	\$ 25,978	0.42	\$17,699
HMS301SA	10/5/2012	4538	HSP III	N	SR20C	73	P	N	0.58	\$ 17,318	0.58	\$24,442
HMS301SA	5/9/2012	46328	Office Assistant III	N	SR08B	3	P	A	1.00	\$ 15,221	1.00	\$26,700
HMS301SA	5/9/2012	46328	Office Assistant III	N	SR08B	3	P	N	-	\$ 10,147	-	\$0
HMS301SA	3/5/2013	46328	Office Assistant III	N	SR8A	3	P	A	1.00	\$ 15,221	1.00	\$25,668
HMS301SA	3/5/2013	46328	Office Assistant III	N	SR8A	3	P	N	-	\$ 10,147	-	\$0
HMS301SA	5/30/2013	46328	Office Assistant III	N	SR08A	63	P	A	1.00	\$ 15,221	1.00	\$25,667
HMS301SA	5/30/2013	46328	Office Assistant III	N	SR08A	63	P	N	-	\$ 10,147	-	\$0

Department of Human Services
Personnel Separations

Table 15

Prog ID/Org	Separation Date	Position Number	Position Title	Exempt (Y/N)	SR Level	BU Code	T/P	MOF	Budgeted	Budgeted Salary	Actual	Actual Salary
									FTE		FTE	
HMS301SA	1/31/2013	46378	Social Svc Assistant III	N	SR9E	3	P	A	1.00	\$ 17,791	1.00	\$31,212
HMS301SA	1/31/2013	46378	Social Svc Assistant III	N	SR9E	3	P	N	-	\$ 11,861	-	\$0
HMS301SA	8/27/2013	46384	Social Svc Assistant IV	N	SR11B	3	P	A	1.00	\$ 17,122	1.00	\$30,036
HMS301SA	8/27/2013	46384	Social Svc Assistant IV	N	SR11B	3	P	N	-	\$ 11,414	-	\$0
HMS301SA	3/30/2012	46387	Secretary I	N	SR12I	3	P	A	1.00	\$ 23,393	1.00	\$41,040
HMS301SA	3/30/2012	46387	Secretary I	N	SR12I	3	P	N	-	\$ 15,595	-	\$0
HMS301SA	11/30/2011	4679	C/APS Spclt	N	SR23J	13	P	A	0.42	\$ 38,131	0.42	\$24,908
HMS301SA	11/30/2011	4679	C/APS Spclt	N	SR23J	13	P	N	0.58	\$ 25,421	0.58	\$34,396
HMS301SA	12/28/2012	47414	HSP III	N	SR20J	13	P	A	0.68	\$ 31,637	0.68	\$37,740
HMS301SA	12/28/2012	47414	HSP III	N	SR20J	13	P	N	0.32	\$ 21,091	0.32	\$17,760
HMS301SA	2/29/2012	47422	Elig Wkr III	N	SR16H	3	P	A	1.00	\$ 26,323	1.00	\$43,872
HMS301SA	2/29/2012	47422	Elig Wkr III	N	SR16H	3	P	N	-	\$ 17,549	-	\$0
HMS301SA	12/30/2011	47423	Elig Wkr III	N	SR16J	3	P	A	1.00	\$ 28,462	1.00	\$47,436
HMS301SA	12/30/2011	47423	Elig Wkr III	N	SR16J	3	P	N	-	\$ 18,974	-	\$0
HMS301SA	4/30/2013	6418	C/APS Spclt	N	SR23G	13	P	A	0.42	\$ 31,637	0.42	\$22,146
HMS301SA	4/30/2013	6418	C/APS Spclt	N	SR23G	13	P	N	0.58	\$ 21,091	0.58	\$30,582
HMS302DA	6/30/2013	112345	Head Start Proj	Y	SRNA	13	T	N	-	\$ 27,414	-	\$0
HMS302DA	11/30/2013	118062	Office Assistant III	N	SR08E	3	P	A	0.50	\$ 13,698	0.50	\$15,018
HMS302DA	11/30/2013	118062	Office Assistant III	N	SR08E	3	P	N	0.50	\$ 13,698	0.50	\$15,018
HMS302DA	9/28/2012	36796	Social Worker III	N	SR20C	13	P	A	0.50	\$ 20,010	0.50	\$21,066
HMS302DA	9/28/2012	36796	Social Worker III	N	SR20C	13	P	N	0.50	\$ 20,010	0.50	\$21,066
HMS501YA	5/31/2013	120294	Juv. Just. Pg	Y	SRNA	13	P	A	1.00	\$ 43,296	1.00	\$47,400
HMS503YB	10/2/2013	11104	YCO (FP)	N	C00601	10	P	A	1.00	\$ 43,404	1.00	\$44,796
HMS503YB	12/25/2011	117167	YCO (E)	N	C00401	10	P	A	1.00	\$ 40,164	1.00	\$40,164
HMS503YB	3/11/2012	117174	YCO (E)	N	C00401	10	P	A	1.00	\$ 40,164	1.00	\$40,164
HMS503YB	1/19/2012	117183	YCO (E)	N	C00401	10	P	A	1.00	\$ 40,164	1.00	\$40,164
HMS503YB	8/15/2011	117215	Corr Rec. Spclt II	N	SR18C	13	P	A	1.00	\$ 37,045	1.00	\$37,044
HMS503YB	6/15/2013	117215	Corr. Rec. Spclt.	N	SR18C	13	P	A	1.00	\$ 37,045	1.00	\$38,988
HMS503YB	10/31/2012	117906	Personnel Mgmt Spclt IV	N	SR22C	73	P	A	1.00	\$ 43,296	1.00	\$45,576
HMS503YB	9/30/2013	2452	Corr. Mgr. IV	N	EM 07	35	P	A	1.00	\$ 92,880	1.00	\$101,676
HMS503YB	10/31/2013	34348	YCO Supvr	N	C00804	20	P	A	1.00	\$ 57,660	1.00	\$59,508
HMS503YB	11/1/2013	34360	Personnel Clerk III	N	SR9B	63	P	A	1.00	\$ 30,804	1.00	\$27,756
HMS503YB	12/28/2012	39608	Stores Clk II	N	SR8H	3	P	A	1.00	\$ 32,064	1.00	\$33,756
HMS503YB	9/30/2013	39608	Stores Clk II	N	SR8L	3	P	A	1.00	\$ 32,064	1.00	\$39,480
HMS503YB	7/14/2012	39715	Reg Nurse III	N	SR20B	9	P	A	1.00	\$ 68,736	1.00	\$68,736

Department of Human Services
Personnel Separations

Table 15

Prog ID/Org	Separation Date	Position Number	Position Title	Exempt (Y/N)	SR Level	BU Code	T/P	MOF	Budgeted	Budgeted Salary	Actual	Actual Salary
									FTE		FTE	
HMS503YB	9/27/2012	3979	YCO (FP)	N	C00602	10	P	A	1.00	\$ 45,108	1.00	\$45,108
HMS503YB	1/11/2013	51791	YCO (E)	N	C00401	10	P	A	1.00	\$ 43,404	1.00	\$40,164
HMS503YB	3/27/2012	51791	YCO (FP)	N	C00601	10	P	A	1.00	\$ 43,404	1.00	\$43,404
HMS503YB	4/17/2012	51794	YCO (E)	N	C00401	10	P	A	1.00	\$ 40,164	1.00	\$40,164
HMS503YB	4/22/2013	6005	Personnel Clerk III	N	SR9A	63	P	A	1.00	\$ 33,312	1.00	\$26,707
HMS503YB	10/23/2013	6005	Personnel Clerk III	N	SR9B	63	P	A	1.00	\$ 33,312	1.00	\$27,756
HMS503YB	8/31/2011	7119	YCO (E)	N	CO0401	10	P	A	1.00	\$ 40,164	1.00	\$40,164
HMS503YB	5/15/2013	7119	YCO (FP)	N	C00601	10	P	A	1.00	\$ 40,164	1.00	\$43,404
HMS503YB	11/6/2011	9189	YCO (E)	N	C00401	10	P	A	1.00	\$ 40,164	1.00	\$40,164
HMS601TA	1/3/2013	100501	Social Svc Assistant IV	N	SR11A	3	P	A	1.00	\$ 27,396	1.00	\$28,836
HMS601TA	6/28/2013	101628	Auditor III	N	SR20C	13	P	A	1.00	\$ 40,020	1.00	\$42,132
HMS601TA	6/29/2012	112314	Reg Nurse IV	N	SR22E	9	P	A	0.46	\$ 85,248	0.46	\$39,214
HMS601TA	6/29/2012	112314	Reg Nurse IV	N	SR22E	9	P	N	0.54	\$ -	0.54	\$46,034
HMS601TA	5/14/2013	112314	Reg Nurse IV	N	SR22B	79	P	A	0.46	\$ 85,248	0.46	\$34,856
HMS601TA	5/14/2013	112314	Reg Nurse IV	N	SR22B	79	P	N	0.54	\$ -	0.54	\$40,918
HMS601TA	10/1/2012	113210	HSP III	N	SR20C	13	T	N	1.00	\$ 40,020	1.00	\$40,020
HMS601TA	1/28/2013	113211	Social Worker III	N	SR20E	13	T	N	1.00	\$ 43,296	1.00	\$45,576
HMS601TA	10/31/2013	1654	HSP IV	N	SR22G	13	P	A	1.00	\$ 43,296	1.00	\$53,352
HMS601TA	2/1/2012	22907	Office Assistant III	N	SR08C	3	P	A	1.00	\$ 24,384	1.00	\$26,364
HMS601TA	10/31/2011	26588	Social Svc Assistant IV	N	SR11K	3	P	A	1.00	\$ 27,396	1.00	\$40,548
HMS601TA	6/28/2012	28365	Office Assistant III	N	SR08A	63	P	A	1.00	\$ 24,384	1.00	\$25,667
HMS601TA	6/17/2013	33484	Secretary III	N	SR16C	63	P	A	1.00	\$ 36,072	1.00	\$37,968
HMS601TA	12/28/2012	34116	C/APS Supvr I	N	SR25L	23	P	A	1.00	\$ 72,168	1.00	\$75,960
HMS601TA	11/30/2012	3516	C/APS Spclt	N	SR23I	13	P	A	1.00	\$ 57,024	1.00	\$60,024
HMS601TA	10/31/2011	40708	C/APS Spclt	N	SR23M	13	P	A	1.00	\$ 52,728	1.00	\$66,708
HMS601TA	8/10/2012	40745	C/APS Supvr I	N	SR25J	23	P	A	0.42	\$ 68,088	0.42	\$29,494
HMS601TA	8/10/2012	40745	C/APS Supvr I	N	SR25J	23	P	N	0.58	\$ -	0.58	\$40,730
HMS601TA	3/21/2013	45597	Social Svc Assistant IV	N	SR11H	3	P	A	1.00	\$ 36,072	1.00	\$37,968
HMS601TA	6/28/2013	4639	Secretary I	N	SR12K	3	P	A	1.00	\$ 42,192	1.00	\$44,412
HMS601TA	10/31/2011	46753	C/APS Supvr I	N	SR25K	23	P	A	1.00	\$ 72,168	1.00	\$69,396
HMS601TA	12/30/2011	6332	C/APS Supvr I	N	SR25M	23	P	A	1.00	\$ 75,036	1.00	\$75,036
HMS601TA	12/31/2012	6413	Secretary I	N	SR12G	3	P	A	1.00	\$ 36,072	1.00	\$37,968
HMS802GA	12/30/2011	11830	Voc Rehab Spclt IV	N	SR22M	13	P	A	0.34	\$ 21,158	0.34	\$21,799
HMS802GA	12/30/2011	11830	Voc Rehab Spclt IV	N	SR22M	13	P	N	0.66	\$ 42,958	0.66	\$42,317
HMS802GA	6/28/2013	120668	Office Assistant III	N	SR08A	63	T	A	0.33	\$ -	0.33	\$8,470

Department of Human Services
Personnel Separations

Table 15

<u>Prog ID/Org</u>	<u>Separation Date</u>	<u>Position Number</u>	<u>Position Title</u>	<u>Exempt (Y/N)</u>	<u>SR Level</u>	<u>BU Code</u>	<u>T/P</u>	<u>MOF</u>	<u>Budgeted FTE</u>	<u>Budgeted Salary</u>	<u>Actual FTE</u>	<u>Actual Salary</u>
HMS802GA	6/28/2013	120668	Office Assistant III	N	SR08A	63	T	N	0.67	\$ 21,182	0.67	\$17,198
HMS802GA	9/3/2013	120697	Office Assistant III	N	SR08B	3	T	A	0.33	\$ -	0.33	\$8,811
HMS802GA	9/3/2013	120697	Office Assistant III	N	SR08B	3	T	N	0.67	\$ 21,182	0.67	\$17,889
HMS802GA	5/31/2012	14579	Voc Rehab Spclt III	N	SR20L	13	P	A	0.34	\$ 19,610	0.34	\$20,408
HMS802GA	5/31/2012	14579	Voc Rehab Spclt III	N	SR20L	13	P	N	0.66	\$ 39,814	0.66	\$39,616
HMS802GA	9/30/2013	15293	Orientation & Mob Ther III	N	SR20L	13	P	A	0.33	\$ 18,818	0.33	\$19,808
HMS802GA	9/30/2013	15293	Orientation & Mob Ther III	N	SR20L	13	P	N	0.67	\$ 38,206	0.67	\$40,216
HMS802GA	3/29/2013	15665	Voc Rehab Admr	N	ES03	35	P	A	0.33	\$ 29,645	0.33	\$31,205
HMS802GA	3/29/2013	15665	Voc Rehab Admr	N	ES03	35	P	N	0.67	\$ 60,187	0.67	\$63,355
HMS802GA	9/30/2011	15816	Secretary I	N	SR12J	3	P	A	0.33	\$ 9,417	0.33	\$13,381
HMS802GA	9/30/2011	15816	Secretary I	N	SR12J	3	P	N	0.67	\$ 19,119	0.67	\$27,167
HMS802GA	7/27/2012	15820	Voc Rehab Spclt IV	N	SR22C	73	P	A	0.33	\$ 14,288	0.33	\$15,039
HMS802GA	7/27/2012	15820	Voc Rehab Spclt IV	N	SR22C	73	P	N	0.67	\$ 29,008	0.67	\$30,534
HMS802GA	3/1/2013	15821	Voc Rehab Spclt II	N	SR18C	13	P	A	0.33	\$ 12,225	0.33	\$12,866
HMS802GA	3/1/2013	15821	Voc Rehab Spclt II	N	SR18C	13	P	N	0.67	\$ 24,819	0.67	\$26,122
HMS802GA	7/11/2012	15823	Voc Rehab Spclt III	N	SR20E	13	P	A	0.33	\$ 14,288	0.33	\$15,040
HMS802GA	7/11/2012	15823	Voc Rehab Spclt III	N	SR20E	13	P	N	0.67	\$ 29,008	0.67	\$30,536
HMS802GA	6/28/2013	1662	Voc Rehab Spclt IV	N	SR22L	13	P	A	0.34	\$ 18,818	0.34	\$22,073
HMS802GA	6/28/2013	1662	Voc Rehab Spclt IV	N	SR22L	13	P	N	0.66	\$ 38,206	0.66	\$42,847
HMS802GA	11/30/2012	16921	Voc Rehab Spclt I	N	SR16C	13	P	A	0.33	\$ 14,862	0.33	\$11,888
HMS802GA	11/30/2012	16921	Voc Rehab Spclt I	N	SR16C	13	P	N	0.67	\$ 30,174	0.67	\$24,136
HMS802GA	7/31/2013	19025	Office Assistant III	N	SR08B	3	P	A	0.33	\$ 8,047	0.33	\$8,811
HMS802GA	7/31/2013	19025	Office Assistant III	N	SR08B	3	P	N	0.67	\$ 16,337	0.67	\$17,889
HMS802GA	1/14/2013	23366	Vending Fac Spclt	N	SR20D	13	P	A	0.33	\$ 13,737	0.33	\$13,737
HMS802GA	1/14/2013	23366	Vending Fac Spclt	N	SR20D	13	P	N	0.67	\$ 27,891	0.67	\$27,891
HMS802GA	12/30/2011	24468	Office Assistant III	N	SR08I	3	P	A	0.33	\$ 10,993	0.33	\$10,993
HMS802GA	12/30/2011	24468	Office Assistant III	N	SR08I	3	P	N	0.67	\$ 22,319	0.67	\$22,319
HMS802GA	6/28/2013	24469	Voc Rehab Spclt I	N	SR16C	13	P	A	0.33	\$ 13,207	0.33	\$11,888
HMS802GA	6/28/2013	24469	Voc Rehab Spclt I	N	SR16C	13	P	N	0.67	\$ 26,813	0.67	\$24,136
HMS802GA	10/22/2013	31327	Voc Rehab Spclt III	N	SR20D	13	P	A	0.33	\$ 13,737	0.33	\$14,462
HMS802GA	10/22/2013	31327	Voc Rehab Spclt III	N	SR20D	13	P	N	0.67	\$ 27,891	0.67	\$29,362
HMS802GA	8/30/2013	32649	Voc Rehab Spclt III	N	SR20K	13	P	A	0.16	\$ 8,772	0.16	\$9,233
HMS802GA	8/30/2013	32649	Voc Rehab Spclt III	N	SR20K	13	P	N	0.34	\$ 18,642	0.34	\$19,621
HMS802GA	9/14/2012	32650	Voc Rehab Spclt III	N	SR20C	13	P	A	0.33	\$ 12,225	0.33	\$13,904
HMS802GA	9/14/2012	32650	Voc Rehab Spclt III	N	SR20C	13	P	N	0.67	\$ 24,819	0.67	\$28,228

Department of Human Services
Personnel Separations

Table 15

<u>Prog ID/Org</u>	<u>Separation Date</u>	<u>Position Number</u>	<u>Position Title</u>	<u>Exempt (Y/N)</u>	<u>SR Level</u>	<u>BU Code</u>	<u>T/P</u>	<u>MOF</u>	<u>Budgeted FTE</u>	<u>Budgeted Salary</u>	<u>Actual FTE</u>	<u>Actual Salary</u>
HMS802GA	5/31/2012	3424	Secretary IV	N	SR18L	63	P	A	0.34	\$ 18,323	0.34	\$19,870
HMS802GA	5/31/2012	3424	Secretary IV	N	SR18L	63	P	N	0.66	\$ 37,201	0.66	\$38,570
HMS802GA	12/28/2012	3455	Voc Rehab Manager I	N	SR24M	23	P	A	0.34	\$ 23,815	0.34	\$25,826
HMS802GA	12/28/2012	3455	Voc Rehab Manager I	N	SR24M	23	P	N	0.66	\$ 48,353	0.66	\$50,134
HMS802GA	8/31/2012	8733	Secretary I	N	SR14K	3	P	A	0.34	\$ 15,064	0.34	\$16,336
HMS802GA	8/31/2012	8733	Secretary I	N	SR14K	3	P	N	0.66	\$ 30,584	0.66	\$31,712
HMS888CW	11/30/2011	101624	Exec. Dir.	Y	SRNA	13	T	A	1.00	\$ 55,968	1.00	\$55,968
HMS901MA	11/8/2013	23326	Office Assistant III	N	SR08B	3	P	A	0.75	\$ 21,402	0.75	\$20,025
HMS901MA	11/8/2013	23326	Office Assistant III	N	SR08B	3	P	N	0.25	\$ 7,134	0.25	\$6,675
HMS901MA	3/31/2013	34655	HSP V	N	SR24F	13	P	A	0.75	\$ 42,768	0.75	\$43,281
HMS901MA	3/31/2013	34655	HSP V	N	SR24F	13	P	N	0.25	\$ 14,256	0.25	\$14,427
HMS901MA	11/8/2013	41561	Social Worker IV	N	SR22C	13	P	A	0.75	\$ 41,121	0.75	\$34,182
HMS901MA	11/8/2013	41561	Social Worker IV	N	SR22C	13	P	N	0.25	\$ 13,707	0.25	\$11,394
HMS902IA	8/19/2013	103049	Reg Nurse IV	N	SR22L4	9	P	A	0.25	\$ 23,526	0.25	\$25,446
HMS902IA	8/19/2013	103049	Reg Nurse IV	N	SR22L4	9	P	N	0.75	\$ 70,578	0.75	\$76,338
HMS902IA	1/31/2013	111030	Secretary I	N	SR12D	3	P	A	0.50	\$ 16,032	0.50	\$16,878
HMS902IA	1/31/2013	111030	Secretary I	N	SR12D	3	P	N	0.50	\$ 16,032	0.50	\$16,878
HMS902IA	1/31/2013	111047	Contract Monitor Compl Adm	Y	SRNA	13	P	A	0.50	\$ 45,120	0.50	\$47,496
HMS902IA	1/31/2013	111047	Contract Monitor Compl Adm	Y	SRNA	13	P	N	0.50	\$ 45,120	0.50	\$47,496
HMS902IA	4/1/2013	120464	Health Care Bus Anal	Y	SRNA	13	T	A	0.10	\$ 5,200	0.10	\$5,771
HMS902IA	4/1/2013	120464	Health Care Bus Anal	Y	SRNA	13	T	N	0.90	\$ 46,800	0.90	\$51,937
HMS902IA	11/4/2013	120803	Elig Wkr I	N	SR12A	3	P	A	0.50	\$ 16,656	0.50	\$15,018
HMS902IA	11/4/2013	120803	Elig Wkr I	N	SR12A	3	P	N	0.50	\$ 16,656	0.50	\$15,018
HMS902IA	10/18/2013	22385	Elig Wkr I	N	SR12A	63	P	A	0.50	\$ 19,494	0.50	\$15,018
HMS902IA	10/18/2013	22385	Elig Wkr I	N	SR12A	63	P	N	0.50	\$ 19,494	0.50	\$15,018
HMS902IA	6/28/2013	26330	Reg Nurse V	N	SR24L2	9	P	A	0.25	\$ 23,628	0.25	\$26,196
HMS902IA	6/28/2013	26330	Reg Nurse V	N	SR24L2	9	P	N	0.75	\$ 70,884	0.75	\$78,588
HMS902IA	9/30/2011	31514	Rec Therapist IV	N	SR22M	13	P	A	0.50	\$ 21,648	0.50	\$32,058
HMS902IA	9/30/2011	31514	Rec Therapist IV	N	SR22M	13	P	N	0.50	\$ 21,648	0.50	\$32,058
HMS902IA	12/31/2012	33135	Investigator IV	N	SR22C	13	P	A	0.50	\$ 21,648	0.50	\$22,788
HMS902IA	12/31/2012	33135	Investigator IV	N	SR22C	13	P	N	0.50	\$ 21,648	0.50	\$22,788
HMS902IA	2/8/2013	35535	Elig Wkr II	N	SR14A	3	P	A	0.50	\$ 15,402	0.50	\$16,212
HMS902IA	2/8/2013	35535	Elig Wkr II	N	SR14A	3	P	N	0.50	\$ 15,402	0.50	\$16,212
HMS902IA	9/13/2013	35535	Elig Wkr I	N	SR12A	63	P	A	0.50	\$ 15,402	0.50	\$15,018
HMS902IA	9/13/2013	35535	Elig Wkr I	N	SR12A	63	P	N	0.50	\$ 15,402	0.50	\$15,018

Department of Human Services
Personnel Separations

Table 15

<u>Prog ID/Org</u>	<u>Separation Date</u>	<u>Position Number</u>	<u>Position Title</u>	<u>Exempt (Y/N)</u>	<u>SR Level</u>	<u>BU Code</u>	<u>T/P</u>	<u>MOF</u>	<u>Budgeted FTE</u>	<u>Budgeted Salary</u>	<u>Actual FTE</u>	<u>Actual Salary</u>
HMS902IA	3/15/2013	35690	Office Assistant III	N	SR08A	3	P	A	0.50	\$ 14,268	0.50	\$12,834
HMS902IA	3/15/2013	35690	Office Assistant III	N	SR08A	3	P	N	0.50	\$ 14,268	0.50	\$12,834
HMS902IA	4/30/2013	41629	Elig Wkr III	N	SR16F	3	P	A	0.50	\$ 20,274	0.50	\$21,342
HMS902IA	4/30/2013	41629	Elig Wkr III	N	SR16F	3	P	N	0.50	\$ 20,274	0.50	\$21,342
HMS902IA	8/31/2012	41629	Personnel Mgmt Spclt IV	N	SR22K	73	P	A	0.50	\$ 20,274	0.50	\$31,212
HMS902IA	8/31/2012	41629	Personnel Mgmt Spclt IV	N	SR22K	73	P	N	0.50	\$ 20,274	0.50	\$31,212
HMS902IA	9/20/2013	43331	Elig Wkr III	N	SR16F	3	P	A	0.50	\$ 19,494	0.50	\$21,342
HMS902IA	9/20/2013	43331	Elig Wkr III	N	SR16F	3	P	N	0.50	\$ 19,494	0.50	\$21,342
HMS902IA	12/1/2011	44986	Pgrm Spclt V	N	SR24C	13	P	A	0.50	\$ 25,656	0.50	\$24,372
HMS902IA	12/1/2011	44986	Pgrm Spclt V	N	SR24C	13	P	N	0.50	\$ 25,656	0.50	\$24,372
HMS902IA	3/30/2012	47454	Elig Wkr V	N	SR20J	4	P	A	0.50	\$ 27,762	0.50	\$29,220
HMS902IA	3/30/2012	47454	Elig Wkr V	N	SR20J	4	P	N	0.50	\$ 27,762	0.50	\$29,220
HMS902IA	3/16/2012	47459	Elig Wkr II	N	SR14A	63	P	A	0.50	\$ 15,402	0.50	\$15,403
HMS902IA	3/16/2012	47459	Elig Wkr II	N	SR14A	63	P	N	0.50	\$ 15,402	0.50	\$15,403
HMS902IA	4/30/2012	47462	Elig Wkr III	N	SR16A	63	P	A	0.50	\$ 16,661	0.50	\$17,535
HMS902IA	4/30/2012	47462	Elig Wkr III	N	SR16A	63	P	N	0.50	\$ 16,661	0.50	\$17,535
HMS902IA	4/2/2012	47471	Secretary I	N	SR12C	3	P	A	0.50	\$ 15,402	0.50	\$16,212
HMS902IA	4/2/2012	47471	Secretary I	N	SR12C	3	P	N	0.50	\$ 15,402	0.50	\$16,212
HMS902IA	3/19/2013	47479	Secretary I	N	SR12H	3	P	A	0.50	\$ 14,826	0.50	\$19,740
HMS902IA	3/19/2013	47479	Secretary I	N	SR12H	3	P	N	0.50	\$ 14,826	0.50	\$19,740
HMS902IA	4/30/2012	47482	Elig Wkr III	N	SR16A	63	P	A	0.50	\$ 16,661	0.50	\$17,535
HMS902IA	4/30/2012	47482	Elig Wkr III	N	SR16A	63	P	N	0.50	\$ 16,661	0.50	\$17,535
HMS902IA	7/31/2013	47483	Elig Wkr III	N	SR16G	3	P	A	0.50	\$ 20,274	0.50	\$22,206
HMS902IA	7/31/2013	47483	Elig Wkr III	N	SR16G	3	P	N	0.50	\$ 20,274	0.50	\$22,206
HMS902IA	7/18/2013	48644	Elig Wkr III	N	SR16C	3	P	A	0.50	\$ 18,756	0.50	\$18,984
HMS902IA	7/18/2013	48644	Elig Wkr III	N	SR16C	3	P	N	0.50	\$ 18,756	0.50	\$18,984
HMS902IA	3/7/2013	48664	Elig Wkr I	N	SR12A	3	P	A	0.50	\$ 18,756	0.50	\$15,018
HMS902IA	3/7/2013	48664	Elig Wkr I	N	SR12A	3	P	N	0.50	\$ 18,756	0.50	\$15,018
HMS902IA	7/27/2011	48668	Elig Wkr I	N	SR12G	3	P	A	0.50	\$ 14,269	0.50	\$18,984
HMS902IA	7/27/2011	48668	Elig Wkr I	N	SR12G	3	P	N	0.50	\$ 14,269	0.50	\$18,984
HMS902IA	3/23/2012	48668	Elig Wkr I	N	SR12A	63	P	A	0.50	\$ 14,269	0.50	\$15,018
HMS902IA	3/23/2012	48668	Elig Wkr I	N	SR12A	63	P	N	0.50	\$ 14,269	0.50	\$15,018
HMS902IA	5/31/2012	48676	Office Assistant III	N	SR08A	63	P	A	0.50	\$ 12,192	0.50	\$12,834
HMS902IA	5/31/2012	48676	Office Assistant III	N	SR08A	63	P	N	0.50	\$ 12,192	0.50	\$12,834
HMS902IA	12/14/2012	48681	Office Assistant III	N	SR8A	63	P	A	0.50	\$ 13,698	0.50	\$12,834

Department of Human Services
Personnel Separations

Table 15

<u>Prog ID/Org</u>	<u>Separation Date</u>	<u>Position Number</u>	<u>Position Title</u>	<u>Exempt (Y/N)</u>	<u>SR Level</u>	<u>BU Code</u>	<u>T/P</u>	<u>MOF</u>	<u>Budgeted FTE</u>	<u>Budgeted Salary</u>	<u>Actual FTE</u>	<u>Actual Salary</u>
HMS902IA	12/14/2012	48681	Office Assistant III	N	SR8A	63	P	N	0.50	\$ 13,698	0.50	\$12,834
HMS902IA	10/31/2013	48682	Office Assistant III	N	SR08B	3	P	A	0.50	\$ 12,192	0.50	\$13,350
HMS902IA	10/31/2013	48682	Office Assistant III	N	SR08B	3	P	N	0.50	\$ 12,192	0.50	\$13,350
HMS902IA	4/5/2013	51816	Office Assistant III	N	SR08E	3	P	A	0.50	\$ 14,268	0.50	\$15,018
HMS902IA	4/5/2013	51816	Office Assistant III	N	SR08E	3	P	N	0.50	\$ 14,268	0.50	\$15,018
HMS902IA	1/15/2013	51821	Office Assistant III	N	SR08E	3	P	A	0.50	\$ 14,268	0.50	\$15,018
HMS902IA	1/15/2013	51821	Office Assistant III	N	SR08E	3	P	N	0.50	\$ 14,268	0.50	\$15,018
HMS902IA	5/31/2012	51826	Office Assistant III	N	SR08E	3	P	A	0.50	\$ 14,268	0.50	\$14,268
HMS902IA	5/31/2012	51826	Office Assistant III	N	SR08E	3	P	N	0.50	\$ 14,268	0.50	\$14,268
HMS902IA	12/31/2012	51826	Office Assistant III	N	SR8A	63	P	A	0.50	\$ 14,268	0.50	\$12,834
HMS902IA	12/31/2012	51826	Office Assistant III	N	SR8A	63	P	N	0.50	\$ 14,268	0.50	\$12,834
HMS902IA	9/20/2013	51829	Reg Nurse V	N	SR24L3	9	P	A	0.25	\$ 24,219	0.25	\$26,850
HMS902IA	9/20/2013	51829	Reg Nurse V	N	SR24L3	9	P	N	0.75	\$ 72,657	0.75	\$80,550
HMS902IA	6/28/2013	51847	EPS III	N	SR20A	13	P	A	0.50	\$ 26,364	0.50	\$21,066
HMS902IA	6/28/2013	51847	EPS III	N	SR20A	13	P	N	0.50	\$ 26,364	0.50	\$21,066
HMS902IA	2/29/2012	51859	Office Assistant III	N	SR08E	3	P	A	0.50	\$ 14,268	0.50	\$14,268
HMS902IA	2/29/2012	51859	Office Assistant III	N	SR08E	3	P	N	0.50	\$ 14,268	0.50	\$14,268
HMS902IA	12/16/2011	51861	Office Assistant III	N	SR08A	3	P	A	0.50	\$ 12,192	0.50	\$12,192
HMS902IA	12/16/2011	51861	Office Assistant III	N	SR08A	3	P	N	0.50	\$ 12,192	0.50	\$12,192
HMS903FA	11/30/2011	11648	EPS V	N	SR24K	13	P	A	0.53	\$ 35,355	0.53	\$35,355
HMS903FA	11/30/2011	11648	EPS V	N	SR24K	13	P	N	0.47	\$ 31,353	0.47	\$31,353
HMS903FA	6/29/2012	1639	EPS VI	N	SR26K	13	P	A	0.52	\$ 38,249	0.52	\$39,499
HMS903FA	6/29/2012	1639	EPS VI	N	SR26K	13	P	N	0.48	\$ 33,919	0.48	\$36,461
HMS903FA	11/9/2012	17597	EPS IV	N	SR22C	73	P	A	0.53	\$ 29,059	0.53	\$23,823
HMS903FA	11/9/2012	17597	EPS IV	N	SR22C	73	P	N	0.47	\$ 25,769	0.47	\$21,126
HMS903FA	7/31/2012	26394	Staff Svc Sup II	N	SR16A	3	P	A	0.53	\$ 18,584	0.53	\$18,584
HMS903FA	7/31/2012	26394	Staff Svc Sup II	N	SR16A	3	P	N	0.47	\$ 16,480	0.47	\$16,480
HMS903FA	1/4/2013	27624	Office Assistant III	N	SR8A	63	P	A	0.57	\$ 13,899	0.57	\$14,630
HMS903FA	1/4/2013	27624	Office Assistant III	N	SR8A	63	P	N	0.43	\$ 10,485	0.43	\$11,037
HMS903FA	5/17/2012	27673	Staff Svc Sup II	N	SR16G	3	P	A	0.57	\$ 24,049	0.57	\$24,049
HMS903FA	5/17/2012	27673	Staff Svc Sup II	N	SR16G	3	P	N	0.43	\$ 18,143	0.43	\$18,143
HMS903FA	6/24/2013	28069	EPS IV	N	SR22I	13	P	A	0.57	\$ 18,988	0.57	\$32,894
HMS903FA	6/24/2013	28069	EPS IV	N	SR22I	13	P	N	0.43	\$ 14,324	0.43	\$24,814
HMS903FA	9/9/2011	29838	Secretary II	N	SR14B	63	P	A	0.53	\$ 12,924	0.53	\$16,994
HMS903FA	9/9/2011	29838	Secretary II	N	SR14B	63	P	N	0.47	\$ 11,460	0.47	\$15,070

Department of Human Services
Personnel Separations

Table 15

Prog ID/Org	Separation Date	Position Number	Position Title	Exempt (Y/N)	SR Level	BU Code	T/P	MOF	Budgeted	Budgeted Salary	Actual	Actual Salary
									FTE		FTE	
HMS903FA	1/22/2013	32160	Office Assistant III	N	SR08B	3	P	N	1.00	\$ 25,368	1.00	\$26,700
HMS903FA	7/19/2013	32160	Office Assistant III	N	SR09A	3	P	N	1.00	\$ 25,368	1.00	\$25,668
HMS903FA	12/30/2011	32449	EPS V	N	SR24J	13	P	A	0.57	\$ 36,546	0.57	\$36,546
HMS903FA	12/30/2011	32449	EPS V	N	SR24J	13	P	N	0.43	\$ 27,570	0.43	\$27,570
HMS903FA	5/15/2012	32449	EPS V	N	SR24C	73	P	A	0.57	\$ 36,546	0.57	\$29,249
HMS903FA	5/15/2012	32449	EPS V	N	SR24C	73	P	N	0.43	\$ 27,570	0.43	\$22,065
HMS903FA	11/23/2012	32803	Investigator III	N	SR20F	73	P	A	0.53	\$ 23,869	0.53	\$25,128
HMS903FA	11/23/2012	32803	Investigator III	N	SR20F	73	P	N	0.47	\$ 21,167	0.47	\$22,284
HMS903FA	5/15/2013	35194	Elig Wkr IV	N	SR18E	3	P	A	0.53	\$ 19,118	0.53	\$23,538
HMS903FA	5/15/2013	35194	Elig Wkr IV	N	SR18E	3	P	N	0.47	\$ 16,954	0.47	\$20,874
HMS903FA	9/30/2011	35194	Elig Wkr IV	N	SR18K	3	P	A	0.53	\$ 19,118	0.53	\$28,283
HMS903FA	9/30/2011	35194	Elig Wkr IV	N	SR18K	3	P	N	0.47	\$ 16,954	0.47	\$25,081
HMS903FA	11/30/2012	35195	Elig Wkr IV	N	SR18K	3	P	A	0.53	\$ 28,283	0.53	\$29,771
HMS903FA	11/30/2012	35195	Elig Wkr IV	N	SR18K	3	P	N	0.47	\$ 25,081	0.47	\$26,401
HMS903FA	6/28/2013	37130	Investigator III	N	SR20I	13	P	A	0.53	\$ 26,865	0.53	\$28,277
HMS903FA	6/28/2013	37130	Investigator III	N	SR20I	13	P	N	0.47	\$ 23,823	0.47	\$25,075
HMS903FA	12/30/2011	42438	EPS IV	N	SR22L	13	P	A	0.53	\$ 32,690	0.53	\$32,690
HMS903FA	12/30/2011	42438	EPS IV	N	SR22L	13	P	N	0.47	\$ 28,990	0.47	\$28,990
HMS903FA	7/31/2012	42440	EPS IV	N	SR22J	13	P	A	0.53	\$ 30,223	0.53	\$31,813
HMS903FA	7/31/2012	42440	EPS IV	N	SR22J	13	P	N	0.47	\$ 26,801	0.47	\$28,211
HMS903FA	12/30/2011	42522	EPS IV	N	SR22K	13	P	A	0.53	\$ 31,431	0.53	\$31,431
HMS903FA	12/30/2011	42522	EPS IV	N	SR22K	13	P	N	0.47	\$ 27,873	0.47	\$27,873
HMS903FA	6/29/2012	46867	SSSS Mgr	N	EM05	35	P	A	0.50	\$ 47,388	0.50	\$49,884
HMS903FA	6/29/2012	46867	SSSS Mgr	N	EM05	35	P	N	0.50	\$ 47,388	0.50	\$49,884
HMS904AA	10/31/2011	117103	Trans. Team	Y	SRNA	63	T	A	1.00	\$ 33,744	1.00	\$32,052
HMS904AA	6/24/2013	117103	Trans. Team Spclt.	Y	SRNA	63	T	A	1.00	\$ 33,744	1.00	\$35,520
HMS904AA	9/30/2013	117269	Trans. Team Spclt.	Y	SRNA	73	T	A	1.00	\$ 63,108	1.00	\$69,084
HMS904AA	9/19/2011	117313	Trans. Team	Y	SRNA	73	T	A	1.00	\$ 69,168	1.00	\$69,168
HMS904AA	1/6/2012	120216	Gov.Coor Hmls	Y	SRNA	73	T	A	1.00	\$ 78,000	1.00	\$88,812
HMS904AA	9/28/2012	16069	Pre-Audit Clk	N	SR11A	63	P	A	1.00	\$ 29,652	1.00	\$28,829
HMS904AA	11/29/2013	1642	Business Manager Officer II	N	EM07	35	P	A	1.00	\$ 97,020	1.00	\$116,820
HMS904AA	9/30/2013	1761	Personnel Mgmt Spclt V	N	SR24J	73	P	A	1.00	\$ 61,680	1.00	\$67,488
HMS904AA	4/13/2012	1777	Personnel Mgmt Spclt V	N	SR24I	93	P	A	1.00	\$ 69,391	1.00	\$64,920
HMS904AA	8/31/2012	23222	Office Assistant III	N	SR8E	3	P	A	0.65	\$ 29,624	0.65	\$19,523
HMS904AA	8/31/2012	23222	Office Assistant III	N	SR8E	3	P	N	0.35	\$ 15,952	0.35	\$10,513

Department of Human Services
Personnel Separations

Table 15

<u>Prog ID/Org</u>	<u>Separation Date</u>	<u>Position Number</u>	<u>Position Title</u>	<u>Exempt (Y/N)</u>	<u>SR Level</u>	<u>BU Code</u>	<u>T/P</u>	<u>MOF</u>	<u>Budgeted FTE</u>	<u>Budgeted Salary</u>	<u>Actual FTE</u>	<u>Actual Salary</u>
HMS904AA	11/30/2011	23222	Office Assistant III	N	SR8H	3	P	A	0.65	\$ 29,624	0.65	\$20,842
HMS904AA	11/30/2011	23222	Office Assistant III	N	SR8H	3	P	N	0.35	\$ 15,952	0.35	\$11,222
HMS904AA	12/28/2012	2464	PBA V	N	SR24M	93	P	A	1.00	\$ 72,168	1.00	\$75,960
HMS904AA	12/30/2011	25457	Comp. Op. Sup	N	SR19L	4	P	A	0.65	\$ 32,510	0.65	\$37,510
HMS904AA	12/30/2011	25457	Comp. Op. Sup	N	SR19L	4	P	N	0.35	\$ 20,198	0.35	\$20,198
HMS904AA	7/31/2012	25941	Elig Wkr IV	N	SR18L	3	P	A	0.55	\$ 30,538	0.55	\$32,142
HMS904AA	7/31/2012	25941	Elig Wkr IV	N	SR18L	3	P	N	0.45	\$ 24,986	0.45	\$26,298
HMS904AA	9/20/2013	2622	Personnel Clerk III	N	SR9B	63	P	A	1.00	\$ 34,692	1.00	\$27,756
HMS904AA	5/15/2012	26377	Elig Wkr IV	N	SR18A	63	P	A	0.55	\$ 19,840	0.55	\$20,878
HMS904AA	5/15/2012	26377	Elig Wkr IV	N	SR18A	63	P	N	0.45	\$ 16,232	0.45	\$17,082
HMS904AA	10/3/2012	26867	Auditor IV	N	SR22C	73	P	A	1.00	\$ 64,113	1.00	\$45,573
HMS904AA	10/5/2012	27127	Secretary I	N	SR12A	63	P	A	1.00	\$ 43,872	1.00	\$30,035
HMS904AA	7/31/2012	29618	PBA IV	N	SR22I	13	P	A	1.00	\$ 54,828	1.00	\$57,708
HMS904AA	7/6/2012	29900	Office Assistant III	N	SR8A	63	P	A	1.00	\$ 24,384	1.00	\$25,667
HMS904AA	5/15/2012	30533	Elig Wkr IV	N	SR18A	13	P	A	0.55	\$ 19,840	0.55	\$20,878
HMS904AA	5/15/2012	30533	Elig Wkr IV	N	SR18A	13	P	A	0.45	\$ 16,232	0.45	\$17,082
HMS904AA	6/30/2013	31178	Secretary II	N	SR14G	3	P	A	0.80	\$ 32,832	0.80	\$32,832
HMS904AA	6/30/2013	31178	Secretary II	N	SR14G	3	P	A	0.20	\$ 8,208	0.20	\$8,208
HMS904AA	8/31/2011	31863	Personnel Clerk V	N	SR13H	63	P	A	1.00	\$ 29,652	1.00	\$38,988
HMS904AA	6/28/2013	34005	PBA IV	N	SR22E	13	P	A	1.00	\$ 23,430	1.00	\$49,332
HMS904AA	7/31/2013	34020	Account Clk III	N	SR11H	3	P	A	1.00	\$ 34,692	1.00	\$37,968
HMS904AA	8/31/2012	41925	Personnel Mgmt Spclt IV	N	SR22K	73	P	A	1.00	\$ 59,304	1.00	\$62,424
HMS904AA	10/12/2012	42074	Personnel Mgmt Spclt IV	N	SR22C	73	P	A	1.00	\$ 41,860	1.00	\$45,573
HMS904AA	10/31/2011	42082	EPS IV	N	SR22L	13	P	A	0.55	\$ 38,432	0.55	\$33,924
HMS904AA	10/31/2011	42082	EPS IV	N	SR22L	13	P	N	0.45	\$ 18,009	0.45	\$27,756
HMS904AA	8/31/2012	42084	PBA IV	N	SR22G	13	P	A	1.00	\$ 47,492	1.00	\$53,352
HMS904AA	10/31/2013	42135	Accountant IV	N	SR22F	13	P	A	1.00	\$ 48,744	1.00	\$48,744
HMS904AA	10/1/2012	43876	ITS IV	N	SR22E	13	P	A	0.65	\$ 30,748	0.65	\$32,066
HMS904AA	10/1/2012	43876	ITS IV	N	SR22E	13	P	N	0.35	\$ 16,556	0.35	\$17,266

Department of Human Services
New Hires

Table 16

Prog ID/Org	New Hire Effective Date	Position Number	Position Title	Exempt	SR Level	BU Code	T/P	MOF	Budgeted	Budgeted	Actual	Actual
				(Y/N)					FTE	Salary	FTE	Salary
HMS220RH	4/29/2013	102047	SocSvcProf	Y	SRNA	73	P	N	1.00	48,744	1.000	47,403
HMS220RH	8/27/2012	10376	CrftTradWk	Y	SRNA	01	P	N	1.00	44,544	1.000	44,544
HMS220RH	1/3/2012	10379	Gen Labr 1	N	BC02A	01	P	N	1.00	33,228	1.000	33,228
HMS220RH	10/16/2012	10866	CrftTradWk	Y	SRNA	01	P	N	1.00	44,544	1.000	44,544
HMS220RH	1/28/2013	10907	CrftTradWk	Y	SRNA	01	P	N	1.00	44,544	1.000	44,544
HMS220RH	8/13/2012	10907	CrftTradWk	Y	SRNA	01	P	N	1.00	44,544	1.000	44,544
HMS220RH	11/26/2012	120619	CrftTradWk	Y	SRNA	01	P	N	1.00	44,544	1.000	45,480
HMS220RH	8/27/2012	120620	CrftTradWk	Y	SRNA	01	P	N	1.00	44,544	1.000	45,480
HMS220RH	2/4/2013	120621	CrftTradWk	Y	SRNA	01	P	N	1.00	44,544	1.000	45,012
HMS220RH	12/10/2012	120622	CrftTradWk	Y	SRNA	01	P	N	1.00	44,544	1.000	49,332
HMS220RH	2/4/2013	120623	CrftTradWk	Y	SRNA	01	P	N	1.00	44,544	1.000	49,320
HMS220RH	8/27/2012	120627	CrftTradWk	Y	SRNA	01	P	N	1.00	44,544	1.000	49,320
HMS220RH	4/1/2013	120628	CrftTradWk	Y	SRNA	01	P	N	1.00	44,544	1.000	49,320
HMS220RH	12/1/2011	12703	Gen Labr 1	N	BC02A	01	P	N	1.00	33,228	1.000	33,228
HMS220RH	11/14/2012	14976	CrftTradWk	Y	SRNA	01	P	N	1.00	47,268	1.000	47,268
HMS220RH	7/27/2012	14978	PubHsgSu 5	N	SR24C	23	P	N	1.00	48,744	1.000	51,312
HMS220RH	2/6/2012	15486	Gen Labr 1	N	BC02A	01	P	N	1.00	33,228	1.000	33,228
HMS220RH	8/1/2012	18669	SocSvcAst4	N	SR11A	03	P	W	1.00	27,396	1.000	28,836
HMS220RH	10/26/2012	18794	SocSvcAst4	N	SR11A	63	P	N	1.00	27,396	1.000	28,829
HMS220RH	3/28/2013	18794	SocSvcAst4	N	SR11C	03	P	N	1.00	27,396	1.000	31,212
HMS220RH	5/7/2012	18794	SocSvcAst4	N	SR11A	63	P	N	1.00	27,396	1.000	28,836
HMS220RH	4/30/2013	19593	PubHsgSp 2	N	SR18C	73	P	N	1.00	46,860	1.000	38,979
HMS220RH	1/29/2013	19593	PubHsgSp 2	N	SR18C	73	P	N	1.00	46,860	1.000	38,979
HMS220RH	10/29/2012	19593	PubHsgSp 2	N	SR18C	73	P	N	1.00	46,860	1.000	38,979
HMS220RH	7/30/2013	19593	PubHsgSp 2	N	SR18C	73	P	N	1.00	46,860	1.000	38,979
HMS220RH	10/29/2013	19593	PubHsgSp 2	N	SR18C	73	P	N	1.00	46,860	1.000	38,979
HMS220RH	12/3/2012	22433	CrftTradWk	Y	SRNA	01	P	N	1.00	36,960	1.000	49,320
HMS220RH	2/26/2013	23049	PubHsgSp 2	N	SR18D	13	P	N	1.00	45,036	1.000	40,548
HMS220RH	6/26/2013	23050	PubHsgSu 3	N	SR20C	13	P	N	1.00	40,020	1.000	42,132
HMS220RH	10/3/2011	23696	PubHsgSp 1	N	SR16D	13	P	N	1.00	36,096	1.000	37,452
HMS220RH	10/1/2013	23696	PubHsgSp 1	N	SR16C	13	P	N	1.00	36,096	1.000	37,464
HMS220RH	8/16/2012	23698	PubHsgSp 1	N	SR16I	13	P	W	1.00	32,928	1.000	45,576
HMS220RH	2/16/2012	23698	PubHsgSp 1	N	SR16M	13	P	W	1.00	32,928	1.000	53,352
HMS220RH	12/17/2012	30242	OffcAsst 3	N	SR08A	03	P	N	1.00	24,384	1.000	25,668

Department of Human Services
New Hires

Table 16

Prog ID/Org	New Hire Effective Date	Position Number	Position Title	Exempt	SR Level	BU Code	T/P	MOF	Budgeted	Budgeted	Actual	Actual
				(Y/N)					FTE	Salary	FTE	Salary
HMS220RH	2/27/2012	30242	OffcAsst 3	N	SR08A	63	P	N	1.00	24,384	1.000	24,378
HMS220RH	7/3/2012	30242	OffcAsst 3	N	SR08A	63	P	N	1.00	24,384	1.000	25,667
HMS220RH	10/2/2012	30242	OffcAsst 3	N	SR08A	63	P	N	1.00	24,384	1.000	25,667
HMS220RH	8/27/2012	32407	CrftTradWk	Y	SRNA	01	P	W	1.00	33,228	1.000	47,268
HMS220RH	6/12/2012	3489	Secy 1	N	SR12A	63	P	N	1.00	36,072	1.000	30,035
HMS220RH	10/1/2012	3489	OffcAsst 4	N	SR10I	03	P	N	1.00	36,072	1.000	37,968
HMS220RH	1/23/2013	41066	Gen Labr 2	N	BC03A	01	P	W	1.00	34,164	1.000	34,164
HMS220RH	11/14/2012	41073	SocSvcAst4	N	SR11A	63	P	N	1.00	27,396	1.000	28,829
HMS220RH	1/4/2012	41073	SocSvcAst4	N	SR11F	03	P	N	1.00	27,396	1.000	35,064
HMS220RH	9/6/2011	41258	BldgMtWkr2	N	WS09A	01	P	N	1.00	47,268	1.000	47,268
HMS220RH	5/1/2013	41349	PubHsgSu 4	N	SR22C	13	P	N	1.00	43,296	1.000	45,576
HMS220RH	1/8/2013	41349	PubHsgSu 4	N	SR22C	73	P	N	1.00	43,296	1.000	45,573
HMS220RH	10/8/2012	41349	PubHsgSu 4	N	SR22C	73	P	N	1.00	43,296	1.000	45,573
HMS220RH	4/17/2013	41349	PubHsgSu 4	N	SR22C	73	P	N	1.00	43,296	1.000	45,573
HMS220RH	1/3/2012	41483	Carpenter1	N	BC09A	01	P	N	1.00	44,544	1.000	44,544
HMS220RH	5/16/2013	41667	SocSvcAst4	N	SR11A	63	P	N	1.00	36,072	1.000	28,829
HMS220RH	8/14/2013	41667	SocSvcAst4	N	SR11A	63	P	N	1.00	36,072	1.000	28,829
HMS220RH	11/13/2013	41667	SocSvcAst4	N	SR11A	63	P	N	1.00	36,072	1.000	28,829
HMS220RH	2/19/2013	44184	OffcAsst 3	N	SR08A	63	P	N	1.00	29,652	1.000	25,667
HMS220RH	7/2/2012	44184	OffcAsst 3	N	SR08A	63	P	N	1.00	29,652	1.000	25,667
HMS220RH	5/21/2013	44184	OffcAsst 3	N	SR08A	63	P	N	1.00	29,652	1.000	25,667
HMS220RH	10/2/2012	44184	OffcAsst 3	N	SR08A	63	P	N	1.00	29,652	1.000	25,667
HMS220RH	8/20/2013	44184	OffcAsst 3	N	SR08A	63	P	N	1.00	29,652	1.000	25,667
HMS220RH	11/13/2013	44184	OffcAsst 3	N	SR08A	63	P	N	1.00	29,652	1.000	25,667
HMS220RH	2/25/2013	45873	SocSvcAst4	N	SR11E	03	P	N	1.00	27,396	1.000	33,756
HMS220RH	10/15/2012	45873	SocSvcAst4	N	SR11A	63	P	N	1.00	27,396	1.000	28,829
HMS220RH	7/5/2011	4938	BldgMtWkr1	N	BC09A	01	P	N	1.00	44,544	1.000	44,544
HMS220RH	10/4/2012	4939	SvcMtnWkr	Y	SRNA	01	P	N	1.00	34,164	1.000	34,164
HMS220RH	1/2/2013	4940	CrftTradWk	Y	SRNA	01	P	N	1.00	33,228	1.000	47,268
HMS220RH	5/28/2013	5475	PubHsgSp 1	N	SR16C	13	P	N	1.00	43,872	1.000	36,024
HMS220RH	9/26/2011	5475	PubHsgSp 1	N	SR16I	13	P	N	1.00	43,872	1.000	45,576
HMS220RH	12/4/2012	5475	PubHsgSp 1	N	SR16F	13	P	N	1.00	43,872	1.000	40,548
HMS220RH	8/2/2012	5475	PubHsgSp 1	N	SR16D	13	P	N	1.00	43,872	1.000	37,452
HMS220RH	8/6/2012	5636	PubHsgSp 1	N	SR16C	13	P	N	1.00	37,044	1.000	36,024

Department of Human Services
New Hires

Table 16

Prog ID/Org	New Hire Effective Date	Position Number	Position Title	Exempt	SR Level	BU Code	T/P	MOF	Budgeted	Budgeted	Actual	Actual
				(Y/N)					FTE	Salary	FTE	Salary
HMS220RH	10/16/2012	5640	CrftTradWk	Y	SRNA	01	P	N	1.00	44,544	1.000	44,544
HMS220RH	2/4/2013	5643	SvcMtnWkr	Y	SRNA	01	P	N	1.00	36,960	1.000	36,960
HMS220RH	1/15/2013	5855	Secy 1	N	SR12A	63	P	W	1.00	40,548	1.000	30,035
HMS220RH	10/16/2012	5855	Secy 1	N	SR12A	63	P	W	1.00	40,548	1.000	30,035
HMS220RH	12/16/2011	5951	Carpenter1	N	BC09A	01	P	N	1.00	44,544	1.000	44,544
HMS220RH	9/19/2011	6171	Acct Clk 2	N	SR08A	03	P	N	1.00	24,384	1.000	25,668
HMS220RH	1/25/2012	6281	GnCnstMtS1	N	F110A	82	P	N	1.00	49,908	1.000	48,006
HMS220RH	12/4/2012	6281	CrftTradWk	Y	SRNA	02	P	N	1.00	49,908	1.000	52,548
HMS220RH	4/24/2012	6281	GnCnstMtS1	N	F110A	82	P	N	1.00	49,908	1.000	50,523
HMS220RH	7/24/2012	6281	GnCnstMtS1	N	F110A	82	P	N	1.00	49,908	1.000	50,523
HMS220RH	9/4/2012	6286	PubHsgSp 1	N	SR16C	13	P	N	1.00	37,044	1.000	36,024
HMS220RH	2/13/2012	6304	Acct Clk 2	N	SR08A	63	P	N	1.00	24,384	1.000	24,378
HMS220RH	5/15/2012	6304	Acct Clk 2	N	SR08A	63	P	N	1.00	24,384	1.000	25,667
HMS220RH	8/13/2012	6304	Acct Clk 2	N	SR08A	03	P	N	1.00	24,384	1.000	25,668
HMS220RH	12/21/2011	6307	PubHsgSu 4	N	SR22C	13	P	N	1.00	43,296	1.000	45,576
HMS220RH	2/5/2013	6642	SvcMtnWkr	Y	SRNA	01	P	N	1.00	38,436	1.000	46,236
HMS220RH	12/10/2012	6681	SvcMtnWkr	Y	SRNA	01	P	N	1.00	34,164	1.000	34,164
HMS220RH	10/4/2012	6727	CrftTradWk	Y	SRNA	01	P	N	1.00	44,544	1.000	44,544
HMS220RH	1/23/2013	6792	SvcMtnWkr	Y	SRNA	01	P	N	1.00	36,960	1.000	36,960
HMS220RH	12/4/2012	6931	CrftTradWk	Y	SRNA	02	P	N	1.00	46,134	1.000	48,552
HMS220RH	6/7/2012	6931	BldgMtSup1	N	F109A	82	P	N	1.00	46,134	1.000	48,547
HMS220RH	9/5/2012	6931	BldgMtSup1	N	F109A	82	P	N	1.00	46,134	1.000	48,547
HMS220RH	11/21/2011	6931	BldgMtSup1	N	F109A	82	P	N	1.00	46,134	1.000	46,134
HMS220RH	2/22/2012	6931	BldgMtSup1	N	F109A	82	P	N	1.00	46,134	1.000	46,134
HMS220RH	12/10/2012	8636	CrftTradWk	Y	SRNA	01	P	N	1.00	44,544	1.000	44,544
HMS220RH	3/12/2013	8719	Secy 1	N	SR12A	63	P	N	1.00	28,536	1.000	30,035
HMS220RH	4/1/2013	8719	Secy 1	N	SR12A	63	P	N	1.00	28,536	1.000	30,035
HMS220RH	12/11/2012	8719	Secy 1	N	SR12A	63	P	N	1.00	28,536	1.000	30,035
HMS220RH	9/10/2012	8719	Secy 1	N	SR12A	63	P	N	1.00	28,536	1.000	30,035
HMS220RH	7/2/2013	8719	Secy 1	N	SR12A	63	P	N	1.00	28,536	1.000	30,035
HMS220RH	7/25/2013	8719	Secy 1	N	SR12A	03	P	N	1.00	28,536	1.000	30,036
HMS220RH	11/3/2011	8832	GnCnstMtS1	N	F110A	02	P	N	1.00	48,000	1.000	50,520
HMS220RH	7/2/2013	8832	CrftTradWk	Y	SRNA	02	P	N	1.00	48,000	1.000	52,536
HMS220RH	8/13/2012	8834	CrftTradWk	Y	SRNA	01	P	N	1.00	44,544	1.000	44,544

Department of Human Services
New Hires

Table 16

Prog ID/Org	New Hire Effective Date	Position Number	Position Title	Exempt	SR Level	BU Code	T/P	MOF	Budgeted	Budgeted	Actual	Actual
				(Y/N)					FTE	Salary	FTE	Salary
HMS220RH	4/5/2013	8835	CrftTradWk	Y	SRNA	01	P	N	1.00	47,268	1.000	47,268
HMS220RH	7/11/2011	8836	BldgMtWkr1	N	BC09A	61	P	N	1.00	44,544	1.000	44,554
HMS220RH	9/26/2011	8836	BldgMtWkr1	N	BC09A	01	P	N	1.00	44,544	1.000	44,544
HMS220RH	10/16/2012	8846	CrftTradWk	Y	SRNA	01	P	N	1.00	44,544	1.000	44,544
HMS220RH	8/20/2012	8851	CrftTradWk	Y	SRNA	01	P	N	1.00	44,544	1.000	44,544
HMS220RH	1/23/2012	8919	Gen Labr 1	N	BC02A	01	P	N	1.00	33,228	1.000	33,228
HMS220RH	2/5/2013	9204	PubHsgSu 4	N	SR22C	13	P	N	1.00	43,296	1.000	45,576
HMS220RH	2/16/2012	9204	PubHsgSu 4	N	SR22C	13	P	N	1.00	43,296	1.000	45,576
HMS220RH	10/16/2012	9662	SvcMtnWkr	Y	SRNA	01	P	N	1.00	48,108	1.000	36,960
HMS220RH	8/31/2011	9729	Gen Labr 2	N	BC03A	01	P	N	1.00	34,174	1.000	34,174
HMS220RH	11/29/2011	9729	Gen Labr 2	N	BC03A	01	P	N	1.00	34,174	1.000	34,174
HMS220RH	12/16/2011	9729	Gen Labr 2	N	BC03A	01	P	N	1.00	34,174	1.000	34,164
HMS222RA	5/1/2012	111470	PubHsgSp 1	N	SR16C	73	T	N	1.00	32,928	1.000	36,024
HMS222RA	3/1/2012	119190	HsngQSI I	N	SR13A	63	T	N	1.00	32,064	1.000	31,221
HMS222RA	12/10/2012	119190	HsngQSI I	N	SR13A	03	T	N	1.00	32,064	1.000	31,212
HMS222RA	5/30/2012	119190	HsngQSI I	N	SR13A	63	T	N	1.00	32,064	1.000	31,221
HMS222RA	8/28/2012	119190	HsngQSI I	N	SR13A	63	T	N	1.00	32,064	1.000	31,221
HMS222RA	10/1/2012	119192	HsngQSI I	N	SR13A	03	T	N	1.00	33,756	1.000	31,212
HMS222RA	7/24/2012	119198	HsngQSI II	N	SR15J	03	T	N	1.00	32,064	1.000	48,048
HMS222RA	10/3/2011	27584	OffcAsst 3	N	SR08H	03	P	N	1.00	32,064	1.000	33,756
HMS222RA	11/7/2012	28655	OffcAsst 3	N	SR08A	03	P	N	1.00	26,364	1.000	25,668
HMS222RA	9/5/2012	28655	OffcAsst 3	N	SR08A	63	P	N	1.00	26,364	1.000	25,667
HMS222RA	12/4/2012	35416	PubHsgSp 1	N	SR16E	13	T	N	1.00	37,044	1.000	38,988
HMS222RA	5/29/2012	42526	PubHsgSp 1	N	SR16C	13	T	N	1.00	37,044	1.000	36,024
HMS224HS	9/26/2011	102286	SocSvcProf	Y	SRNA	13	P	A	1.00	43,296	1.000	45,576
HMS224HS	3/18/2013	103022	SocSvcProf	Y	SRNA	13	P	A	1.00	47,412	1.000	45,576
HMS224HS	2/16/2012	103218	SocSvcProf	Y	SRNA	73	P	A	1.00	64,116	1.000	64,920
HMS224HS	9/9/2011	119182	Secy 1	N	SR12G	03	P	A	1.00	28,536	1.000	37,968
HMS224HS	4/1/2013	119182	Secy 1	N	SR12A	03	P	A	1.00	28,536	1.000	30,036
HMS224HS	4/2/2012	27585	OffcAsst 3	N	SR08A	03	P	A	1.00	24,384	1.000	25,668
HMS229HA	1/6/2012	100202	EngProfI	Y	SRNA	13	T	W	1.00	42,180	1.000	70,008
HMS229HA	4/3/2013	100882	Gen ProfI	Y	SRNA	13	T	N	1.00	63,024	1.000	70,224
HMS229HA	2/8/2013	100892	SocSvcProf	Y	SRNA	23	T	N	1.00	72,804	1.000	70,224
HMS229HA	5/1/2013	100913	ParaProf	Y	SRNA	63	T	N	1.00	49,344	1.000	33,758

Department of Human Services
New Hires

Table 16

Prog ID/Org	New Hire Effective Date	Position Number	Position Title	Exempt	SR Level	BU Code	T/P	MOF	Budgeted	Budgeted	Actual	Actual
				(Y/N)					FTE	Salary	FTE	Salary
HMS229HA	11/15/2012	100917	SocSvcProf	Y	SRNA	13	T	N	1.00	52,728	1.000	42,132
HMS229HA	8/12/2013	100923	Gen ProfI	Y	SRNA	13	P	N	1.00	41,628	1.000	49,332
HMS229HA	10/7/2013	101326	EngProfI	Y	SRNA	13	T	W	1.00	78,972	1.000	70,008
HMS229HA	1/3/2012	102005	SocSvcAdmr	Y	SRNA	00	T	W	1.00	87,894	1.000	87,984
HMS229HA	10/13/2011	102034	Gen ProfI	Y	SRNA	13	P	N	1.00	52,728	1.000	55,500
HMS229HA	11/1/2013	102048	SocSvcProf	Y	SRNA	13	P	W	1.00	45,576	1.000	49,332
HMS229HA	2/13/2013	102190	SocSvcProf	Y	SRNA	13	P	N	1.00	52,728	1.000	51,312
HMS229HA	11/7/2011	102190	SocSvcProf	Y	SRNA	13	P	N	1.00	52,728	1.000	52,728
HMS229HA	3/1/2012	102383	EngProfI	Y	SRNA	13	T	N	1.00	62,364	1.000	70,008
HMS229HA	7/24/2012	103020	Gen ProfI	Y	SRNA	73	T	N	1.00	63,000	1.000	62,268
HMS229HA	5/14/2012	103029	EngProfI	Y	SRNA	13	T	N	1.00	71,676	1.000	72,816
HMS229HA	1/2/2013	103030	SocSvcProf	Y	SRNA	13	T	N	1.00	64,896	1.000	45,576
HMS229HA	11/7/2011	103036	SocSvcProf	Y	SRNA	13	T	N	1.00	43,296	1.000	43,296
HMS229HA	11/7/2011	105632	SocSvcProf	Y	SRNA	13	T	N	1.00	45,036	1.000	47,400
HMS229HA	11/26/2012	106429	IT Spclt 4	N	SR22C	13	T	N	1.00	43,296	1.000	45,576
HMS229HA	8/19/2013	106429	IT Spclt 4	N	SR22C	73	T	N	1.00	43,296	1.000	45,573
HMS229HA	11/19/2013	106429	IT Spclt 4	N	SR22C	73	T	N	1.00	43,296	1.000	45,573
HMS229HA	1/12/2012	106430	EngProfI	Y	SRNA	13	T	N	1.00	48,744	1.000	66,504
HMS229HA	12/17/2012	106430	EngProfI	Y	SRNA	13	T	N	1.00	48,744	1.000	70,008
HMS229HA	10/17/2012	107932	SocSvcProf	Y	SRNA	13	T	N	1.00	45,576	1.000	45,576
HMS229HA	5/7/2012	107932	SocSvcProf	Y	SRNA	13	T	N	1.00	45,576	1.000	45,576
HMS229HA	1/15/2013	107934	Gen ProfI	Y	SRNA	13	T	N	1.00	45,576	1.000	57,708
HMS229HA	5/10/2012	111874	SocSvcProf	Y	SRNA	13	T	N	1.00	42,144	1.000	45,576
HMS229HA	11/16/2011	117689	Gen ProfI	Y	SRNA	13	T	N	1.00	45,036	1.000	45,036
HMS229HA	4/10/2013	117689	Gen ProfI	Y	SRNA	13	T	N	1.00	45,036	1.000	55,500
HMS229HA	7/2/2012	117689	Gen ProfI	Y	SRNA	13	T	N	1.00	45,036	1.000	45,576
HMS229HA	10/23/2013	117929	SocSvcProf	Y	SRNA	73	T	N	1.00	45,036	1.000	50,003
HMS229HA	8/4/2011	119285	PubHsgSu 3	N	SR20C	13	T	N	1.00	40,020	1.000	42,132
HMS229HA	8/12/2013	119285	PubHsgSu 3	N	SR20C	13	T	N	1.00	40,020	1.000	43,812
HMS229HA	10/1/2013	120409	SafetyTech	Y	SRNA	03	T	W	1.00	37,512	1.000	42,684
HMS229HA	5/20/2013	120731	Accountnt3	N	SR20C	13	P	N	1.00	27,396	1.000	42,132
HMS229HA	2/6/2012	30111	Pms 4	N	SR22C	73	P	N	1.00	43,296	1.000	43,306
HMS229HA	5/8/2012	30111	Pms 4	N	SR22C	73	P	N	1.00	43,296	1.000	45,573
HMS229HA	6/29/2012	30111	Pms 4	N	SR22C	73	P	N	1.00	43,296	1.000	45,576

Department of Human Services
New Hires

Table 16

Prog ID/Org	New Hire Effective Date	Position Number	Position Title	Exempt	SR Level	BU Code	T/P	MOF	Budgeted	Budgeted	Actual	Actual
				(Y/N)					FTE	Salary	FTE	Salary
HMS229HA	10/16/2012	31791	OffcAsst 3	N	SR08A	03	P	N	1.00	28,536	1.000	25,668
HMS229HA	4/23/2012	31791	OffcAsst 3	N	SR08A	63	P	N	1.00	28,536	1.000	25,667
HMS229HA	7/24/2012	31791	OffcAsst 3	N	SR08A	63	P	N	1.00	28,536	1.000	25,667
HMS229HA	9/24/2012	36360	Acct Clk 2	N	SR08A	03	P	N	1.00	33,312	1.000	25,668
HMS229HA	9/9/2013	36360	Acct Clk 2	N	SR08A	03	P	N	1.00	33,312	1.000	25,668
HMS229HA	2/25/2013	41255	PubHsgSp 1	N	SR16D	13	P	N	1.00	37,044	1.000	37,452
HMS229HA	2/7/2012	42095	Secy 2	N	SR14C	03	P	W	1.00	30,804	1.000	35,064
HMS229HA	10/2/2013	42104	Secy 1	N	SR12A	03	P	W	1.00	28,536	1.000	30,036
HMS229HA	2/27/2012	46278	Accountnt3	N	SR20C	73	P	W	1.00	40,020	1.000	40,019
HMS229HA	5/30/2012	46278	Accountnt3	N	SR20C	73	P	W	1.00	40,020	1.000	42,141
HMS229HA	7/3/2012	46278	Accountnt3	N	SR20C	13	P	W	1.00	40,020	1.000	42,132
HMS229HA	3/27/2012	48707	OffcAsst 3	N	SR08A	03	T	N	1.00	24,378	1.000	25,668
HMS229HA	10/10/2011	48707	OffcAsst 3	N	SR08A	63	T	N	1.00	24,378	1.000	24,378
HMS229HA	6/28/2012	5854	Accountnt3	N	SR20C	13	P	W	1.00	37,044	1.000	42,132
HMS229HA	2/29/2012	5968	Welder 1	N	BC10A	61	P	N	1.00	46,236	1.000	46,238
HMS229HA	5/30/2012	5968	Welder 1	N	BC10A	61	P	N	1.00	46,236	1.000	46,238
HMS229HA	8/10/2012	5968	CrftTradWk	Y	SRNA	01	P	N	1.00	46,236	1.000	46,236
HMS229HA	7/1/2011	6182	Secy 3	N	SR16I	63	P	N	1.00	45,648	1.000	48,048
HMS229HA	2/5/2013	6627	Pers Clk 4	N	SR11A	63	P	N	1.00	32,064	1.000	28,836
HMS229HA	10/24/2012	7994	Acct Clk 5	N	SR15A	63	P	W	1.00	32,064	1.000	33,758
HMS229HA	3/21/2012	7994	Acct Clk 5	N	SR15A	63	P	W	1.00	32,064	1.000	33,758
HMS229HA	7/26/2012	7994	Acct Clk 5	N	SR15A	63	P	W	1.00	32,064	1.000	33,758
HMS229HA	3/14/2012	8045	PlumbrHlpr	N	BC05A	61	P	N	1.00	46,236	1.000	36,962
HMS229HA	10/4/2012	8045	SvcMtnWkr	Y	SRNA	01	P	N	1.00	46,236	1.000	36,960
HMS229HA	11/1/2011	8635	Engineer 4	N	SR24C	13	P	N	1.00	62,412	1.000	51,312
HMS229HA	9/20/2011	8756	BldgMtWkr1	N	BC09A	01	P	N	1.00	44,544	1.000	44,554
HMS229HA	11/1/2011	8756	BldgMtWkr1	N	BC09A	01	P	N	1.00	44,544	1.000	44,544
HMS236LC	3/21/2012	11120	EliWkr5	N	SR20F	04	P	A	0.57	22,223	0.570	28,461
HMS236LC	3/21/2012	11120	EliWkr5	N	SR20F	04	P	N	0.43	16,765	0.430	21,471
HMS236LC	1/17/2012	11657	EliWkr4	N	SR18C	03	P	A	0.57	20,561	0.570	23,393
HMS236LC	1/17/2012	11657	EliWkr4	N	SR18C	03	P	N	0.43	15,511	0.430	17,647
HMS236LC	4/1/2013	118662	SocSvcAst4	N	SR11A	03	P	N	1.00	29,652	1.000	28,836
HMS236LC	6/10/2013	120755	EliPgm Sp3	N	SR20C	13	P	A	0.57	24,678	0.570	24,015
HMS236LC	6/10/2013	120755	EliPgm Sp3	N	SR20C	13	P	N	0.43	18,618	0.430	18,117

Department of Human Services
New Hires

Table 16

Prog ID/Org	New Hire Effective Date	Position Number	Position Title	Exempt	SR Level	BU Code	T/P	MOF	Budgeted	Budgeted	Actual	Actual
				(Y/N)					FTE	Salary	FTE	Salary
HMS236LC	7/16/2013	120756	EliPgm Sp3	N	SR20C	13	P	A	0.57	24,678	0.570	24,973
HMS236LC	7/16/2013	120756	EliPgm Sp3	N	SR20C	13	P	N	0.43	18,618	0.430	18,839
HMS236LC	6/17/2013	120757	HSP 4	N	SR22C	13	P	A	0.50	21,648	0.500	22,788
HMS236LC	6/17/2013	120757	HSP 4	N	SR22C	13	P	N	0.50	21,648	0.500	22,788
HMS236LC	1/2/2013	13234	Secy 1	N	SR12A	03	P	A	0.57	18,276	0.570	17,121
HMS236LC	1/2/2013	13234	Secy 1	N	SR12A	03	P	N	0.43	13,788	0.430	12,915
HMS236LC	5/1/2013	13235	EliWkr1	N	SR12A	03	P	A	0.57	21,382	0.570	17,121
HMS236LC	5/1/2013	13235	EliWkr1	N	SR12A	03	P	N	0.43	16,130	0.430	12,915
HMS236LC	1/2/2013	14122	Secy 1	N	SR12A	03	P	A	0.57	16,266	0.570	17,121
HMS236LC	1/2/2013	14122	Secy 1	N	SR12A	03	P	N	0.43	12,270	0.430	12,915
HMS236LC	9/3/2013	14126	EliWkr1	N	SR12A	03	P	A	0.57	23,112	0.570	17,121
HMS236LC	9/3/2013	14126	EliWkr1	N	SR12A	03	P	N	0.43	17,436	0.430	12,915
HMS236LC	8/1/2012	14138	EliWkr1	N	SR12B	03	P	A	0.57	17,558	0.570	17,791
HMS236LC	8/1/2012	14138	EliWkr1	N	SR12B	03	P	N	0.43	13,246	0.430	13,421
HMS236LC	9/3/2013	14142	EliWkr1	N	SR12F	03	P	A	0.57	19,774	0.570	20,814
HMS236LC	9/3/2013	14142	EliWkr1	N	SR12F	03	P	N	0.43	14,918	0.430	15,702
HMS236LC	7/16/2012	14143	EliWkr1	N	SR12A	03	P	A	0.57	18,988	0.570	17,121
HMS236LC	7/16/2012	14143	EliWkr1	N	SR12A	03	P	N	0.43	14,324	0.430	12,915
HMS236LC	9/4/2012	14149	EliWkr1	N	SR12A	03	P	A	0.57	18,988	0.570	17,121
HMS236LC	9/4/2012	14149	EliWkr1	N	SR12A	03	P	N	0.43	14,324	0.430	12,915
HMS236LC	2/16/2012	15711	EliWkr1	N	SR12A	03	P	A	0.57	18,988	0.570	17,121
HMS236LC	2/16/2012	15711	EliWkr1	N	SR12A	03	P	N	0.43	14,324	0.430	12,915
HMS236LC	11/1/2011	1656	EliWkr5	N	SR20C	04	P	A	0.58	23,112	0.580	25,759
HMS236LC	11/1/2011	1656	EliWkr5	N	SR20C	04	P	N	0.42	17,436	0.420	18,653
HMS236LC	7/16/2012	1664	EliWkr1	N	SR12A	03	P	A	0.57	15,980	0.570	17,121
HMS236LC	7/16/2012	1664	EliWkr1	N	SR12A	03	P	N	0.43	12,556	0.430	12,915
HMS236LC	9/3/2013	1664	EliWkr1	N	SR12D	03	P	A	0.57	15,980	0.570	19,241
HMS236LC	9/3/2013	1664	EliWkr1	N	SR12D	03	P	N	0.43	12,556	0.430	14,515
HMS236LC	3/19/2012	1666	EliWkr1	N	SR12A	03	P	A	0.58	18,988	0.580	17,421
HMS236LC	3/19/2012	1666	EliWkr1	N	SR12A	03	P	N	0.42	14,324	0.420	12,615
HMS236LC	9/17/2012	1668	EliWkr1	N	SR12A	03	P	A	0.57	27,633	0.570	17,121
HMS236LC	9/17/2012	1668	EliWkr1	N	SR12A	03	P	N	0.43	21,711	0.430	12,915
HMS236LC	6/26/2013	1669	EliWkr5	N	SR20E	04	P	A	0.57	31,093	0.570	27,387
HMS236LC	6/26/2013	1669	EliWkr5	N	SR20E	04	P	N	0.43	24,431	0.430	20,661

Department of Human Services
New Hires

Table 16

Prog ID/Org	New Hire Effective Date	Position Number	Position Title	Exempt	SR Level	BU Code	T/P	MOF	Budgeted	Budgeted	Actual	Actual
				(Y/N)					FTE	Salary	FTE	Salary
HMS236LC	5/1/2013	1675	EliWkr1	N	SR12A	03	P	A	0.57	18,655	0.570	17,121
HMS236LC	5/1/2013	1675	EliWkr1	N	SR12A	03	P	N	0.43	14,657	0.430	12,915
HMS236LC	4/2/2012	1683	EliWkr3	N	SR16D	03	P	A	0.57	17,250	0.570	22,504
HMS236LC	4/2/2012	1683	EliWkr3	N	SR16D	03	P	N	0.43	13,554	0.430	16,976
HMS236LC	2/16/2012	1693	EliWkr1	N	SR12A	03	P	A	0.58	18,988	0.580	17,421
HMS236LC	2/16/2012	1693	EliWkr1	N	SR12A	03	P	N	0.42	14,324	0.420	12,615
HMS236LC	3/1/2013	1693	EliWkr1	N	SR12A	03	P	A	0.58	18,988	0.580	17,421
HMS236LC	3/1/2013	1693	EliWkr1	N	SR12A	03	P	N	0.42	14,324	0.420	12,615
HMS236LC	2/20/2013	1700	EliWkr3	N	SR16A	63	P	A	0.57	18,993	0.570	19,989
HMS236LC	8/22/2011	1700	EliWkr3	N	SR16A	63	P	A	0.57	18,993	0.570	18,994
HMS236LC	11/22/2011	1700	EliWkr3	N	SR16A	63	P	A	0.57	18,993	0.570	18,994
HMS236LC	5/21/2013	1700	EliWkr3	N	SR16A	63	P	A	0.57	18,993	0.570	19,989
HMS236LC	11/20/2012	1700	EliWkr3	N	SR16A	63	P	A	0.57	18,993	0.570	19,989
HMS236LC	5/22/2012	1700	EliWkr3	N	SR16A	63	P	A	0.57	18,993	0.570	19,989
HMS236LC	8/21/2012	1700	EliWkr3	N	SR16A	63	P	A	0.57	18,993	0.570	19,989
HMS236LC	2/22/2012	1700	EliWkr3	N	SR16A	63	P	A	0.57	18,993	0.570	18,994
HMS236LC	8/20/2013	1700	EliWkr3	N	SR12A	63	P	A	0.57	18,993	0.570	17,120
HMS236LC	11/19/2013	1700	EliWkr3	N	SR12A	63	P	A	0.57	18,993	0.570	17,120
HMS236LC	2/20/2013	1700	EliWkr3	N	SR16A	63	P	N	0.43	14,328	0.430	15,080
HMS236LC	8/22/2011	1700	EliWkr3	N	SR16A	63	P	N	0.43	14,328	0.430	14,328
HMS236LC	11/22/2011	1700	EliWkr3	N	SR16A	63	P	N	0.43	14,328	0.430	14,328
HMS236LC	5/21/2013	1700	EliWkr3	N	SR16A	63	P	N	0.43	14,328	0.430	15,080
HMS236LC	11/20/2012	1700	EliWkr3	N	SR16A	63	P	N	0.43	14,328	0.430	15,080
HMS236LC	5/22/2012	1700	EliWkr3	N	SR16A	63	P	N	0.43	14,328	0.430	15,080
HMS236LC	8/21/2012	1700	EliWkr3	N	SR16A	63	P	N	0.43	14,328	0.430	15,080
HMS236LC	2/22/2012	1700	EliWkr3	N	SR16A	63	P	N	0.43	14,328	0.430	14,328
HMS236LC	8/20/2013	1700	EliWkr3	N	SR12A	63	P	N	0.43	14,328	0.430	12,915
HMS236LC	11/19/2013	1700	EliWkr3	N	SR12A	63	P	N	0.43	14,328	0.430	12,915
HMS236LC	5/9/2012	1703	EliWkr5	N	SR20C	04	P	A	0.56	21,833	0.560	24,871
HMS236LC	5/9/2012	1703	EliWkr5	N	SR20C	04	P	N	0.44	17,155	0.440	19,541
HMS236LC	10/7/2011	1739	Secy 1	N	SR12C	03	P	A	0.56	17,250	0.560	18,157
HMS236LC	10/7/2011	1739	Secy 1	N	SR12C	03	P	N	0.44	13,554	0.440	14,267
HMS236LC	3/21/2012	17399	EliWkr5	N	SR20D	04	P	A	0.57	22,223	0.570	26,320
HMS236LC	3/21/2012	17399	EliWkr5	N	SR20D	04	P	N	0.43	16,765	0.430	19,856

Department of Human Services
New Hires

Table 16

Prog ID/Org	New Hire Effective Date	Position Number	Position Title	Exempt	SR Level	BU Code	T/P	MOF	Budgeted	Budgeted	Actual	Actual
				(Y/N)					FTE	Salary	FTE	Salary
HMS236LC	5/1/2013	17689	EliWkr1	N	SR12A	03	P	A	0.57	29,248	0.570	17,121
HMS236LC	5/1/2013	17689	EliWkr1	N	SR12A	03	P	N	0.43	22,064	0.430	12,915
HMS236LC	9/4/2012	1769	EliWkr1	N	SR12A	03	P	A	0.56	21,007	0.560	16,820
HMS236LC	9/4/2012	1769	EliWkr1	N	SR12A	03	P	N	0.44	16,505	0.440	13,216
HMS236LC	12/23/2011	17696	Secy 2	N	SR14E	03	P	A	0.57	17,558	0.570	21,642
HMS236LC	12/23/2011	17696	Secy 2	N	SR14E	03	P	N	0.43	13,246	0.430	16,326
HMS236LC	8/16/2012	1775	Secy 1	N	SR12A	03	P	A	0.57	16,266	0.570	17,121
HMS236LC	8/16/2012	1775	Secy 1	N	SR12A	03	P	N	0.43	12,270	0.430	12,915
HMS236LC	11/1/2012	18936	OffcAsst 3	N	SR08A	03	P	A	0.57	15,027	0.570	14,631
HMS236LC	11/1/2012	18936	OffcAsst 3	N	SR08A	03	P	N	0.43	11,337	0.430	11,037
HMS236LC	5/16/2012	19008	Secy 1	N	SR12F	03	P	A	0.57	16,266	0.570	20,814
HMS236LC	5/16/2012	19008	Secy 1	N	SR12F	03	P	N	0.43	12,270	0.430	15,702
HMS236LC	3/7/2012	19295	EliWkr1	N	SR12A	03	P	A	0.57	18,988	0.570	17,121
HMS236LC	3/7/2012	19295	EliWkr1	N	SR12A	03	P	N	0.43	14,324	0.430	12,915
HMS236LC	5/16/2013	21503	EliWkr1	N	SR12A	03	P	A	0.57	20,561	0.570	17,121
HMS236LC	5/16/2013	21503	EliWkr1	N	SR12A	03	P	N	0.43	15,511	0.430	12,915
HMS236LC	10/1/2012	22139	EliWkr2	N	SR14A	03	P	A	0.57	20,561	0.570	18,482
HMS236LC	10/1/2012	22139	EliWkr2	N	SR14A	03	P	N	0.43	15,511	0.430	13,942
HMS236LC	5/1/2013	22142	EliWkr1	N	SR12A	03	P	A	0.57	18,988	0.570	17,121
HMS236LC	5/1/2013	22142	EliWkr1	N	SR12A	03	P	N	0.43	14,324	0.430	12,915
HMS236LC	10/10/2011	22148	EliWkr5	N	SR20I	04	P	A	0.57	30,417	0.570	32,018
HMS236LC	10/10/2011	22148	EliWkr5	N	SR20I	04	P	N	0.43	22,947	0.430	24,154
HMS236LC	9/18/2012	22148	EliWkr5	N	SR20I	04	P	A	0.57	30,417	0.570	32,018
HMS236LC	9/18/2012	22148	EliWkr5	N	SR20I	04	P	N	0.43	22,947	0.430	24,154
HMS236LC	6/13/2013	22148	EliWkr5	N	SR20A	04	P	A	0.57	30,417	0.570	23,393
HMS236LC	6/13/2013	22148	EliWkr5	N	SR20A	04	P	N	0.43	22,947	0.430	17,647
HMS236LC	9/9/2013	22149	EliWkr1	N	SR12A	03	P	A	0.57	25,007	0.570	17,121
HMS236LC	9/9/2013	22149	EliWkr1	N	SR12A	03	P	N	0.43	18,865	0.430	12,915
HMS236LC	3/18/2013	22152	EliWkr1	N	SR12A	03	P	A	0.57	26,019	0.570	17,121
HMS236LC	3/18/2013	22152	EliWkr1	N	SR12A	03	P	N	0.43	19,629	0.430	12,915
HMS236LC	10/16/2012	22153	EliWkr1	N	SR12A	03	P	A	0.57	22,223	0.570	17,121
HMS236LC	10/16/2012	22153	EliWkr1	N	SR12A	03	P	N	0.43	16,765	0.430	12,915
HMS236LC	8/1/2012	22158	EliWkr2	N	SR14D	03	P	A	0.57	25,007	0.570	20,814
HMS236LC	8/1/2012	22158	EliWkr2	N	SR14D	03	P	N	0.43	18,865	0.430	15,702

Department of Human Services
New Hires

Table 16

Prog ID/Org	New Hire Effective Date	Position Number	Position Title	Exempt	SR Level	BU Code	T/P	MOF	Budgeted	Budgeted	Actual	Actual
				(Y/N)					FTE	Salary	FTE	Salary
HMS236LC	12/1/2011	22159	EliWkr1	N	SR12B	03	P	A	0.57	18,988	0.570	17,791
HMS236LC	12/1/2011	22159	EliWkr1	N	SR12B	03	P	N	0.43	14,324	0.430	13,421
HMS236LC	8/1/2012	22165	EliWkr1	N	SR12A	03	P	A	0.57	24,049	0.570	17,121
HMS236LC	8/1/2012	22165	EliWkr1	N	SR12A	03	P	N	0.43	18,143	0.430	12,915
HMS236LC	7/15/2013	22289	OffcAsst 3	N	SR08A	03	P	A	0.57	15,027	0.570	14,631
HMS236LC	7/15/2013	22289	OffcAsst 3	N	SR08A	03	P	N	0.43	11,337	0.430	11,037
HMS236LC	3/7/2012	22362	EliWkr1	N	SR12A	03	P	A	0.57	18,988	0.570	17,121
HMS236LC	3/7/2012	22362	EliWkr1	N	SR12A	03	P	N	0.43	14,324	0.430	12,915
HMS236LC	8/22/2011	22382	EliWkr1	N	SR12D	03	P	A	0.57	18,276	0.570	19,241
HMS236LC	8/22/2011	22382	EliWkr1	N	SR12D	03	P	N	0.43	13,788	0.430	14,515
HMS236LC	6/1/2012	22774	EliWkr1	N	SR12A	03	P	A	0.57	18,988	0.570	17,121
HMS236LC	6/1/2012	22774	EliWkr1	N	SR12A	03	P	N	0.43	14,324	0.430	12,915
HMS236LC	2/16/2012	22843	EliWkr1	N	SR12A	03	P	A	0.57	18,988	0.570	17,121
HMS236LC	2/16/2012	22843	EliWkr1	N	SR12A	03	P	N	0.43	14,324	0.430	12,915
HMS236LC	4/1/2013	22857	EliWkr2	N	SR14G	03	P	A	0.57	25,007	0.570	23,393
HMS236LC	4/1/2013	22857	EliWkr2	N	SR14G	03	P	N	0.43	18,865	0.430	17,647
HMS236LC	1/17/2012	22880	EliWkr5	N	SR20G	04	P	A	0.57	22,223	0.570	29,604
HMS236LC	1/17/2012	22880	EliWkr5	N	SR20G	04	P	N	0.43	16,765	0.430	22,332
HMS236LC	10/24/2011	22881	EliWkr1	N	SR12D	03	P	A	0.57	18,276	0.570	19,241
HMS236LC	10/24/2011	22881	EliWkr1	N	SR12D	03	P	N	0.43	13,788	0.430	14,515
HMS236LC	2/19/2013	22990	EliWkr5	N	SR20J	04	P	A	0.57	28,126	0.570	33,311
HMS236LC	2/19/2013	22990	EliWkr5	N	SR20J	04	P	N	0.43	21,218	0.430	25,129
HMS236LC	6/20/2012	24183	EliWkr1	N	SR12A	03	P	A	0.57	27,039	0.570	17,121
HMS236LC	6/20/2012	24183	EliWkr1	N	SR12A	03	P	N	0.43	20,397	0.430	12,915
HMS236LC	8/1/2012	24187	EliWkr1	N	SR12A	03	P	A	0.57	21,382	0.570	17,121
HMS236LC	8/1/2012	24187	EliWkr1	N	SR12A	03	P	N	0.43	16,130	0.430	12,915
HMS236LC	9/17/2012	24491	EliWkr1	N	SR12A	03	P	A	0.57	18,988	0.570	17,121
HMS236LC	9/17/2012	24491	EliWkr1	N	SR12A	03	P	N	0.43	14,324	0.430	12,915
HMS236LC	5/1/2013	24493	EliWkr1	N	SR12A	03	P	A	0.57	27,039	0.570	17,121
HMS236LC	5/1/2013	24493	EliWkr1	N	SR12A	03	P	N	0.43	20,397	0.430	12,915
HMS236LC	4/16/2013	24494	EliWkr1	N	SR12A	03	P	A	0.57	20,561	0.570	17,121
HMS236LC	4/16/2013	24494	EliWkr1	N	SR12A	03	P	N	0.43	15,511	0.430	12,915
HMS236LC	5/16/2013	24773	EliWkr1	N	SR12A	03	P	A	0.57	17,558	0.570	17,121
HMS236LC	5/16/2013	24773	EliWkr1	N	SR12A	03	P	N	0.43	13,246	0.430	12,915

Department of Human Services
New Hires

Table 16

Prog ID/Org	New Hire Effective Date	Position Number	Position Title	Exempt	SR Level	BU Code	T/P	MOF	Budgeted	Budgeted	Actual	Actual
				(Y/N)					FTE	Salary	FTE	Salary
HMS236LC	11/16/2012	24827	OffcAsst 3	N	SR08A	03	P	A	0.57	15,616	0.570	14,631
HMS236LC	11/16/2012	24827	OffcAsst 3	N	SR08A	03	P	N	0.43	11,780	0.430	11,037
HMS236LC	10/24/2011	24967	EliWkr1	N	SR12E	03	P	A	0.57	18,988	0.570	19,986
HMS236LC	10/24/2011	24967	EliWkr1	N	SR12E	03	P	N	0.43	14,324	0.430	15,078
HMS236LC	6/1/2012	24969	EliWkr1	N	SR12A	03	P	A	0.57	18,988	0.570	17,121
HMS236LC	6/1/2012	24969	EliWkr1	N	SR12A	03	P	N	0.43	14,324	0.430	12,915
HMS236LC	3/16/2012	24972	S-S/SSSp3	N	SR20H	13	P	A	0.57	22,811	0.570	29,248
HMS236LC	3/16/2012	24972	S-S/SSSp3	N	SR20H	13	P	N	0.43	17,209	0.430	22,064
HMS236LC	8/16/2012	24973	EliWkr1	N	SR12A	63	P	A	0.57	18,988	0.570	17,120
HMS236LC	8/16/2012	24973	EliWkr1	N	SR12A	63	P	N	0.43	14,324	0.430	12,915
HMS236LC	2/1/2013	24973	EliWkr1	N	SR12L	03	P	A	0.57	18,988	0.570	26,320
HMS236LC	2/1/2013	24973	EliWkr1	N	SR12L	03	P	N	0.43	14,324	0.430	19,856
HMS236LC	7/29/2013	24973	EliWkr1	N	SR12A	03	P	A	0.57	18,988	0.570	17,121
HMS236LC	7/29/2013	24973	EliWkr1	N	SR12A	03	P	N	0.43	14,324	0.430	12,915
HMS236LC	3/1/2012	24975	EliWkr1	N	SR12A	03	P	A	0.57	18,988	0.570	17,121
HMS236LC	3/1/2012	24975	EliWkr1	N	SR12A	03	P	N	0.43	14,324	0.430	12,915
HMS236LC	6/18/2012	24975	EliWkr1	N	SR12A	03	P	A	0.57	18,988	0.570	17,121
HMS236LC	6/18/2012	24975	EliWkr1	N	SR12A	03	P	N	0.43	14,324	0.430	12,915
HMS236LC	2/19/2013	24975	EliWkr1	N	SR12A	03	P	A	0.57	18,988	0.570	17,121
HMS236LC	2/19/2013	24975	EliWkr1	N	SR12A	03	P	N	0.43	14,324	0.430	12,915
HMS236LC	11/16/2012	24980	Secy 1	N	SR12A	03	P	A	0.57	16,266	0.570	17,121
HMS236LC	11/16/2012	24980	Secy 1	N	SR12A	03	P	N	0.43	12,270	0.430	12,915
HMS236LC	3/1/2012	24983	EliWkr1	N	SR12A	03	P	A	0.57	18,988	0.570	17,121
HMS236LC	3/1/2012	24983	EliWkr1	N	SR12A	03	P	N	0.43	14,324	0.430	12,915
HMS236LC	7/2/2012	25015	OffcAsst 3	N	SR08A	63	P	A	0.57	13,899	0.570	14,630
HMS236LC	7/2/2012	25015	OffcAsst 3	N	SR08A	63	P	N	0.43	10,485	0.430	11,037
HMS236LC	10/2/2012	25015	OffcAsst 3	N	SR08A	63	P	A	0.57	13,899	0.570	14,630
HMS236LC	10/2/2012	25015	OffcAsst 3	N	SR08A	63	P	N	0.43	10,485	0.430	11,037
HMS236LC	7/11/2013	25015	OffcAsst 3	N	SR08A	63	P	A	0.57	13,899	0.570	14,630
HMS236LC	7/11/2013	25015	OffcAsst 3	N	SR08A	63	P	N	0.43	10,485	0.430	11,037
HMS236LC	9/25/2013	25015	OffcAsst 3	N	SR08A	03	P	A	0.57	13,899	0.570	14,631
HMS236LC	9/25/2013	25015	OffcAsst 3	N	SR08A	03	P	N	0.43	10,485	0.430	11,037
HMS236LC	12/3/2012	25295	OffcAsst 3	N	SR08A	03	P	A	0.57	16,266	0.570	14,631
HMS236LC	12/3/2012	25295	OffcAsst 3	N	SR08A	03	P	N	0.43	12,270	0.430	11,037

Department of Human Services
New Hires

Table 16

Prog ID/Org	New Hire Effective Date	Position Number	Position Title	Exempt	SR Level	BU Code	T/P	MOF	Budgeted	Budgeted	Actual	Actual
				(Y/N)					FTE	Salary	FTE	Salary
HMS236LC	6/3/2013	25295	OffcAsst 3	N	SR08A	03	P	A	0.57	16,266	0.570	14,631
HMS236LC	6/3/2013	25295	OffcAsst 3	N	SR08A	03	P	N	0.43	12,270	0.430	11,037
HMS236LC	10/18/2011	25313	EliWkr5	N	SR20H	04	P	A	0.57	29,248	0.570	30,787
HMS236LC	10/18/2011	25313	EliWkr5	N	SR20H	04	P	N	0.43	22,064	0.430	23,225
HMS236LC	2/19/2013	25729	EliWkr1	N	SR12A	03	P	A	0.57	29,248	0.570	17,121
HMS236LC	2/19/2013	25729	EliWkr1	N	SR12A	03	P	N	0.43	22,064	0.430	12,915
HMS236LC	5/16/2013	25731	EliWkr1	N	SR12A	03	P	A	0.57	22,223	0.570	17,121
HMS236LC	5/16/2013	25731	EliWkr1	N	SR12A	03	P	N	0.43	16,765	0.430	12,915
HMS236LC	5/9/2012	26283	EliWkr5	N	SR20H	04	P	A	0.57	32,894	0.570	30,787
HMS236LC	5/9/2012	26283	EliWkr5	N	SR20H	04	P	N	0.43	24,814	0.430	23,225
HMS236LC	4/2/2012	26392	OffcAsst 3	N	SR08D	03	P	A	0.57	13,899	0.570	16,437
HMS236LC	4/2/2012	26392	OffcAsst 3	N	SR08D	03	P	N	0.43	10,485	0.430	12,399
HMS236LC	1/16/2013	26393	Secy 2	N	SR14B	03	P	A	0.57	23,112	0.570	19,241
HMS236LC	1/16/2013	26393	Secy 2	N	SR14B	03	P	N	0.43	17,436	0.430	14,515
HMS236LC	5/29/2012	26801	OffcAsst 3	N	SR08A	03	P	A	0.57	15,027	0.570	14,631
HMS236LC	5/29/2012	26801	OffcAsst 3	N	SR08A	03	P	N	0.43	11,337	0.430	11,037
HMS236LC	11/1/2012	26802	OffcAsst 3	N	SR08A	03	P	A	0.57	13,899	0.570	14,631
HMS236LC	11/1/2012	26802	OffcAsst 3	N	SR08A	03	P	N	0.43	10,485	0.430	11,037
HMS236LC	12/3/2012	26808	OffcAsst 3	N	SR08A	03	P	A	0.57	18,276	0.570	14,631
HMS236LC	12/3/2012	26808	OffcAsst 3	N	SR08A	03	P	N	0.43	13,788	0.430	11,037
HMS236LC	11/1/2012	27183	Secy 1	N	SR12A	63	P	A	0.57	20,561	0.570	17,120
HMS236LC	11/1/2012	27183	Secy 1	N	SR12A	63	P	N	0.43	15,511	0.430	12,915
HMS236LC	12/18/2012	27183	Secy 1	N	SR12A	63	P	A	0.57	20,561	0.570	17,120
HMS236LC	12/18/2012	27183	Secy 1	N	SR12A	63	P	N	0.43	15,511	0.430	12,915
HMS236LC	6/24/2013	27183	Secy 1	N	SR12A	03	P	A	0.57	20,561	0.570	17,121
HMS236LC	6/24/2013	27183	Secy 1	N	SR12A	03	P	N	0.43	15,511	0.430	12,915
HMS236LC	1/23/2012	27446	EliWkr1	N	SR12A	03	P	A	0.57	16,266	0.570	17,121
HMS236LC	1/23/2012	27446	EliWkr1	N	SR12A	03	P	N	0.43	12,270	0.430	12,915
HMS236LC	12/5/2012	27447	EliWkr1	N	SR12J	03	P	A	0.57	18,988	0.570	24,330
HMS236LC	12/5/2012	27447	EliWkr1	N	SR12J	03	P	N	0.43	14,324	0.430	18,354
HMS236LC	11/1/2012	27448	EliWkr1	N	SR12A	03	P	A	0.57	20,561	0.570	17,121
HMS236LC	11/1/2012	27448	EliWkr1	N	SR12A	03	P	N	0.43	15,511	0.430	12,915
HMS236LC	10/16/2012	27449	EliWkr2	N	SR14A	03	P	A	0.57	28,126	0.570	18,482
HMS236LC	10/16/2012	27449	EliWkr2	N	SR14A	03	P	N	0.43	21,218	0.430	13,942

Department of Human Services
New Hires

Table 16

Prog ID/Org	New Hire Effective Date	Position Number	Position Title	Exempt	SR Level	BU Code	T/P	MOF	Budgeted	Budgeted	Actual	Actual
				(Y/N)					FTE	Salary	FTE	Salary
HMS236LC	3/1/2013	28049	EliWkr1	N	SR12A	03	P	A	0.57	25,007	0.570	17,121
HMS236LC	3/1/2013	28049	EliWkr1	N	SR12A	03	P	N	0.43	18,865	0.430	12,915
HMS236LC	4/2/2012	28058	EliWkr1	N	SR12A	03	P	A	0.57	18,988	0.570	17,121
HMS236LC	4/2/2012	28058	EliWkr1	N	SR12A	03	P	N	0.43	14,324	0.430	12,915
HMS236LC	11/1/2012	28064	Secy 1	N	SR12A	03	P	A	0.57	16,266	0.570	17,121
HMS236LC	11/1/2012	28064	Secy 1	N	SR12A	03	P	N	0.43	12,270	0.430	12,915
HMS236LC	4/16/2012	28065	EliWkr5	N	SR20E	04	P	A	0.57	22,223	0.570	27,387
HMS236LC	4/16/2012	28065	EliWkr5	N	SR20E	04	P	N	0.43	16,765	0.430	20,661
HMS236LC	8/16/2012	28066	EliWkr3	N	SR16C	03	P	A	0.57	20,561	0.570	21,642
HMS236LC	8/16/2012	28066	EliWkr3	N	SR16C	03	P	N	0.43	15,511	0.430	16,326
HMS236LC	9/16/2013	28066	EliWkr1	N	SR12A	03	P	A	0.57	20,561	0.570	17,121
HMS236LC	9/16/2013	28066	EliWkr1	N	SR12A	03	P	N	0.43	15,511	0.430	12,915
HMS236LC	9/3/2013	28071	EliWkr1	N	SR12A	03	P	A	0.57	20,561	0.570	17,121
HMS236LC	9/3/2013	28071	EliWkr1	N	SR12A	03	P	N	0.43	15,511	0.430	12,915
HMS236LC	2/1/2012	28073	EliWkr3	N	SR16H	03	P	A	0.57	18,988	0.570	26,320
HMS236LC	2/1/2012	28073	EliWkr3	N	SR16H	03	P	N	0.43	14,324	0.430	19,856
HMS236LC	4/16/2013	28077	EliWkr1	N	SR12A	03	P	A	0.57	24,049	0.570	17,121
HMS236LC	4/16/2013	28077	EliWkr1	N	SR12A	03	P	N	0.43	18,143	0.430	12,915
HMS236LC	4/2/2012	28082	EliWkr1	N	SR12A	03	P	A	0.57	16,266	0.570	17,121
HMS236LC	4/2/2012	28082	EliWkr1	N	SR12A	03	P	N	0.43	12,270	0.430	12,915
HMS236LC	6/17/2013	28099	OffcAsst 3	N	SR08A	63	P	A	0.57	16,266	0.570	14,630
HMS236LC	6/17/2013	28099	OffcAsst 3	N	SR08A	63	P	N	0.43	12,270	0.430	11,037
HMS236LC	8/9/2013	28099	OffcAsst 3	N	SR08A	03	P	A	0.57	16,266	0.570	14,631
HMS236LC	8/9/2013	28099	OffcAsst 3	N	SR08A	03	P	N	0.43	12,270	0.430	11,037
HMS236LC	9/12/2011	28102	Secy 1	N	SR12G	03	P	A	0.57	20,561	0.570	21,642
HMS236LC	9/12/2011	28102	Secy 1	N	SR12G	03	P	N	0.43	15,511	0.430	16,326
HMS236LC	3/16/2012	28103	Secy 1	N	SR12B	03	P	A	0.57	16,266	0.570	17,791
HMS236LC	3/16/2012	28103	Secy 1	N	SR12B	03	P	N	0.43	12,270	0.430	13,421
HMS236LC	2/19/2013	28112	EliWkr1	N	SR12A	03	P	A	0.57	21,382	0.570	17,121
HMS236LC	2/19/2013	28112	EliWkr1	N	SR12A	03	P	N	0.43	16,130	0.430	12,915
HMS236LC	6/29/2012	28115	EliWkr1	N	SR12A	03	P	A	0.57	16,266	0.570	17,121
HMS236LC	6/29/2012	28115	EliWkr1	N	SR12A	03	P	N	0.43	12,270	0.430	12,915
HMS236LC	6/1/2012	28116	EliWkr1	N	SR12A	03	P	A	0.57	29,248	0.570	17,121
HMS236LC	6/1/2012	28116	EliWkr1	N	SR12A	03	P	N	0.43	22,064	0.430	12,915

Department of Human Services
New Hires

Table 16

Prog ID/Org	New Hire Effective Date	Position Number	Position Title	Exempt	SR Level	BU Code	T/P	MOF	Budgeted	Budgeted	Actual	Actual
				(Y/N)					FTE	Salary	FTE	Salary
HMS236LC	10/16/2013	28116	EliWkr1	N	SR12A	03	P	A	0.57	29,248	0.570	17,121
HMS236LC	10/16/2013	28116	EliWkr1	N	SR12A	03	P	N	0.43	22,064	0.430	12,915
HMS236LC	10/19/2011	28122	EliWkr2	N	SR14A	03	P	A	0.57	17,558	0.570	18,482
HMS236LC	10/19/2011	28122	EliWkr2	N	SR14A	03	P	N	0.43	13,246	0.430	13,942
HMS236LC	4/2/2012	28125	EliWkr1	N	SR12A	03	P	A	0.57	18,988	0.570	17,121
HMS236LC	4/2/2012	28125	EliWkr1	N	SR12A	03	P	N	0.43	14,324	0.430	12,915
HMS236LC	10/1/2013	28125	EliWkr1	N	SR12A	03	P	A	0.57	18,988	0.570	17,121
HMS236LC	10/1/2013	28125	EliWkr1	N	SR12A	03	P	N	0.43	14,324	0.430	12,915
HMS236LC	9/3/2013	28191	OffcAsst 3	N	SR08A	63	P	A	0.57	15,027	0.570	14,630
HMS236LC	9/3/2013	28191	OffcAsst 3	N	SR08A	63	P	N	0.43	11,337	0.430	11,037
HMS236LC	1/17/2012	28208	OffcAsst 3	N	SR08C	03	P	A	0.57	13,899	0.570	15,821
HMS236LC	1/17/2012	28208	OffcAsst 3	N	SR08C	03	P	N	0.43	10,485	0.430	11,935
HMS236LC	3/27/2012	28217	EliWkr1	N	SR12A	03	P	A	0.57	18,988	0.570	17,121
HMS236LC	3/27/2012	28217	EliWkr1	N	SR12A	03	P	N	0.43	14,324	0.430	12,915
HMS236LC	1/2/2013	28220	EliWkr1	N	SR12A	03	P	A	0.57	23,112	0.570	17,121
HMS236LC	1/2/2013	28220	EliWkr1	N	SR12A	03	P	N	0.43	17,436	0.430	12,915
HMS236LC	11/1/2012	28221	EliWkr1	N	SR12A	03	P	A	0.57	18,988	0.570	17,121
HMS236LC	11/1/2012	28221	EliWkr1	N	SR12A	03	P	N	0.43	14,324	0.430	12,915
HMS236LC	10/12/2011	28236	EliWkr5	N	SR20B	04	P	A	0.57	23,112	0.570	24,330
HMS236LC	10/12/2011	28236	EliWkr5	N	SR20B	04	P	N	0.43	17,436	0.430	18,354
HMS236LC	3/15/2013	28242	EliWkr3	N	SR16J	03	P	A	0.57	27,039	0.570	28,461
HMS236LC	3/15/2013	28242	EliWkr3	N	SR16J	03	P	N	0.43	20,397	0.430	21,471
HMS236LC	11/1/2013	28243	EliWkr1	N	SR12A	03	P	A	0.57	20,561	0.570	17,121
HMS236LC	11/1/2013	28243	EliWkr1	N	SR12A	03	P	N	0.43	15,511	0.430	12,915
HMS236LC	10/3/2011	28245	EliWkr3	N	SR16B	03	P	A	0.57	19,774	0.570	20,814
HMS236LC	10/3/2011	28245	EliWkr3	N	SR16B	03	P	N	0.43	14,918	0.430	15,702
HMS236LC	10/11/2013	28246	EliWkr3	N	SR16H	03	P	A	0.57	27,039	0.570	26,320
HMS236LC	10/11/2013	28246	EliWkr3	N	SR16H	03	P	N	0.43	20,397	0.430	19,856
HMS236LC	1/25/2012	28256	EliWkr1	N	SR12D	03	P	A	0.57	18,988	0.570	19,241
HMS236LC	1/25/2012	28256	EliWkr1	N	SR12D	03	P	N	0.43	14,324	0.430	14,515
HMS236LC	3/1/2013	28263	EliWkr1	N	SR12A	03	P	A	0.57	22,223	0.570	17,121
HMS236LC	3/1/2013	28263	EliWkr1	N	SR12A	03	P	N	0.43	16,765	0.430	12,915
HMS236LC	2/19/2013	28264	EliWkr1	N	SR12A	03	P	A	0.57	21,382	0.570	17,121
HMS236LC	2/19/2013	28264	EliWkr1	N	SR12A	03	P	N	0.43	16,130	0.430	12,915

Department of Human Services
New Hires

Table 16

Prog ID/Org	New Hire Effective Date	Position Number	Position Title	Exempt	SR Level	BU Code	T/P	MOF	Budgeted	Budgeted	Actual	Actual
				(Y/N)					FTE	Salary	FTE	Salary
HMS236LC	2/27/2012	28273	EliWkr1	N	SR12A	03	P	A	0.57	16,266	0.570	17,121
HMS236LC	2/27/2012	28273	EliWkr1	N	SR12A	03	P	N	0.43	12,270	0.430	12,915
HMS236LC	4/16/2013	28275	EliWkr1	N	SR12A	03	P	A	0.57	18,988	0.570	17,121
HMS236LC	4/16/2013	28275	EliWkr1	N	SR12A	03	P	N	0.43	14,324	0.430	12,915
HMS236LC	3/27/2012	29616	EliWkr5	N	SR20G	04	P	A	0.57	22,223	0.570	29,604
HMS236LC	3/27/2012	29616	EliWkr5	N	SR20G	04	P	N	0.43	16,765	0.430	22,332
HMS236LC	2/6/2012	30371	EliWkr1	N	SR12A	03	P	A	0.57	18,988	0.570	17,121
HMS236LC	2/6/2012	30371	EliWkr1	N	SR12A	03	P	N	0.43	14,324	0.430	12,915
HMS236LC	4/2/2012	30383	EliWkr1	N	SR12A	03	P	A	0.57	18,988	0.570	17,121
HMS236LC	4/2/2012	30383	EliWkr1	N	SR12A	03	P	N	0.43	14,324	0.430	12,915
HMS236LC	6/3/2013	30551	EliWkr1	N	SR12A	03	P	A	0.57	25,007	0.570	17,121
HMS236LC	6/3/2013	30551	EliWkr1	N	SR12A	03	P	N	0.43	18,865	0.430	12,915
HMS236LC	6/1/2012	31066	Secy 1	N	SR12B	03	P	A	0.57	18,988	0.570	17,791
HMS236LC	6/1/2012	31066	Secy 1	N	SR12B	03	P	N	0.43	14,324	0.430	13,421
HMS236LC	3/20/2012	31085	EliWkr1	N	SR12A	03	P	A	0.57	18,988	0.570	17,121
HMS236LC	3/20/2012	31085	EliWkr1	N	SR12A	03	P	N	0.43	14,324	0.430	12,915
HMS236LC	10/24/2011	31096	EliWkr1	N	SR12C	03	P	A	0.57	17,558	0.570	18,482
HMS236LC	10/24/2011	31096	EliWkr1	N	SR12C	03	P	N	0.43	13,246	0.430	13,942
HMS236LC	9/19/2011	31098	EliWkr2	N	SR14A	03	P	A	0.57	17,558	0.570	18,482
HMS236LC	9/19/2011	31098	EliWkr2	N	SR14A	03	P	N	0.43	13,246	0.430	13,942
HMS236LC	2/16/2012	31112	EliWkr1	N	SR12A	03	P	A	0.57	18,988	0.570	17,121
HMS236LC	2/16/2012	31112	EliWkr1	N	SR12A	03	P	N	0.43	14,324	0.430	12,915
HMS236LC	11/1/2011	31114	EliWkr1	N	SR12C	03	P	A	0.57	17,558	0.570	18,482
HMS236LC	11/1/2011	31114	EliWkr1	N	SR12C	03	P	N	0.43	13,246	0.430	13,942
HMS236LC	5/16/2012	31115	EliWkr1	N	SR12A	03	P	A	0.57	18,988	0.570	17,121
HMS236LC	5/16/2012	31115	EliWkr1	N	SR12A	03	P	N	0.43	14,324	0.430	12,915
HMS236LC	2/1/2013	31446	OffcAsst 3	N	SR08A	03	P	A	0.57	13,899	0.570	14,631
HMS236LC	2/1/2013	31446	OffcAsst 3	N	SR08A	03	P	N	0.43	10,485	0.430	11,037
HMS236LC	2/27/2012	31448	OffcAsst 3	N	SR08A	03	P	A	0.57	13,899	0.570	14,631
HMS236LC	2/27/2012	31448	OffcAsst 3	N	SR08A	03	P	N	0.43	10,485	0.430	11,037
HMS236LC	9/17/2012	31448	OffcAsst 3	N	SR08A	63	P	A	0.57	13,899	0.570	14,630
HMS236LC	9/17/2012	31448	OffcAsst 3	N	SR08A	63	P	N	0.43	10,485	0.430	11,037
HMS236LC	11/1/2012	31448	OffcAsst 3	N	SR08A	03	P	A	0.57	13,899	0.570	14,631
HMS236LC	11/1/2012	31448	OffcAsst 3	N	SR08A	03	P	N	0.43	10,485	0.430	11,037

Department of Human Services
New Hires

Table 16

Prog ID/Org	New Hire Effective Date	Position Number	Position Title	Exempt	SR Level	BU Code	T/P	MOF	Budgeted	Budgeted	Actual	Actual
				(Y/N)					FTE	Salary	FTE	Salary
HMS236LC	10/8/2013	31448	OffcAsst 3	N	SR08A	63	P	A	0.57	13,899	0.570	14,630
HMS236LC	10/8/2013	31448	OffcAsst 3	N	SR08A	63	P	N	0.43	10,485	0.430	11,037
HMS236LC	12/3/2012	31716	OffcAsst 3	N	SR08A	03	P	A	0.57	13,899	0.570	14,631
HMS236LC	12/3/2012	31716	OffcAsst 3	N	SR08A	03	P	N	0.43	10,485	0.430	11,037
HMS236LC	8/1/2012	32351	EliWkr1	N	SR12A	03	P	A	0.57	18,988	0.570	17,121
HMS236LC	8/1/2012	32351	EliWkr1	N	SR12A	03	P	N	0.43	14,324	0.430	12,915
HMS236LC	12/17/2012	32352	OffcAsst 3	N	SR08A	03	P	A	0.57	13,899	0.570	14,631
HMS236LC	12/17/2012	32352	OffcAsst 3	N	SR08A	03	P	N	0.43	10,485	0.430	11,037
HMS236LC	9/3/2013	32376	EliWkr1	N	SR12B	03	P	A	0.57	22,223	0.570	17,791
HMS236LC	9/3/2013	32376	EliWkr1	N	SR12B	03	P	N	0.43	16,765	0.430	13,421
HMS236LC	3/1/2013	32387	EliWkr1	N	SR12A	03	P	A	0.57	18,988	0.570	17,121
HMS236LC	3/1/2013	32387	EliWkr1	N	SR12A	03	P	N	0.43	14,324	0.430	12,915
HMS236LC	1/17/2012	32391	OffcAsst 3	N	SR08H	03	P	A	0.57	13,899	0.570	19,241
HMS236LC	1/17/2012	32391	OffcAsst 3	N	SR08H	03	P	N	0.43	10,485	0.430	14,515
HMS236LC	10/10/2011	32393	EliWkr5	N	SR20G	04	P	A	0.57	28,126	0.570	29,604
HMS236LC	10/10/2011	32393	EliWkr5	N	SR20G	04	P	N	0.43	21,218	0.430	22,332
HMS236LC	4/22/2013	32485	EliWkr1	N	SR12B	03	P	A	0.57	23,112	0.570	17,791
HMS236LC	4/22/2013	32485	EliWkr1	N	SR12B	03	P	N	0.43	17,436	0.430	13,421
HMS236LC	10/16/2012	32640	EliPgm Sp3	N	SR20C	13	P	A	0.57	18,988	0.570	24,015
HMS236LC	10/16/2012	32640	EliPgm Sp3	N	SR20C	13	P	N	0.43	14,324	0.430	18,117
HMS236LC	10/3/2013	32643	EliWkr1	N	SR12A	03	P	A	0.57	22,223	0.570	17,121
HMS236LC	10/3/2013	32643	EliWkr1	N	SR12A	03	P	N	0.43	16,765	0.430	12,915
HMS236LC	5/16/2013	32644	EliWkr1	N	SR12A	03	P	A	0.57	17,558	0.570	17,121
HMS236LC	5/16/2013	32644	EliWkr1	N	SR12A	03	P	N	0.43	13,246	0.430	12,915
HMS236LC	10/1/2012	32647	EliWkr1	N	SR12A	03	P	A	0.57	18,988	0.570	17,121
HMS236LC	10/1/2012	32647	EliWkr1	N	SR12A	03	P	N	0.43	14,324	0.430	12,915
HMS236LC	2/1/2013	33076	EliWkr1	N	SR12A	03	P	A	0.57	18,988	0.570	17,121
HMS236LC	2/1/2013	33076	EliWkr1	N	SR12A	03	P	N	0.43	14,324	0.430	12,915
HMS236LC	3/18/2013	33130	EliWkr1	N	SR12A	03	P	A	0.57	23,112	0.570	17,121
HMS236LC	3/18/2013	33130	EliWkr1	N	SR12A	03	P	N	0.43	17,436	0.430	12,915
HMS236LC	4/16/2013	33161	EliWkr1	N	SR12A	03	P	A	0.57	25,007	0.570	17,121
HMS236LC	4/16/2013	33161	EliWkr1	N	SR12A	03	P	N	0.43	18,865	0.430	12,915
HMS236LC	3/29/2012	33264	OffcAsst 3	N	SR08A	63	P	A	0.57	15,027	0.570	14,630
HMS236LC	3/29/2012	33264	OffcAsst 3	N	SR08A	63	P	N	0.43	11,337	0.430	11,037

Department of Human Services
New Hires

Table 16

Prog ID/Org	New Hire Effective Date	Position Number	Position Title	Exempt	SR Level	BU Code	T/P	MOF	Budgeted	Budgeted	Actual	Actual
				(Y/N)					FTE	Salary	FTE	Salary
HMS236LC	6/27/2012	33264	OffcAsst 3	N	SR08A	63	P	A	0.57	15,027	0.570	14,630
HMS236LC	6/27/2012	33264	OffcAsst 3	N	SR08A	63	P	N	0.43	11,337	0.430	11,037
HMS236LC	9/25/2012	33264	OffcAsst 3	N	SR08A	63	P	A	0.57	15,027	0.570	14,630
HMS236LC	9/25/2012	33264	OffcAsst 3	N	SR08A	63	P	N	0.43	11,337	0.430	11,037
HMS236LC	11/16/2012	33264	OffcAsst 3	N	SR08A	03	P	A	0.57	15,027	0.570	14,631
HMS236LC	11/16/2012	33264	OffcAsst 3	N	SR08A	03	P	N	0.43	11,337	0.430	11,037
HMS236LC	1/3/2012	33362	EliWkr3	N	SR16D	03	P	A	0.57	18,988	0.570	22,504
HMS236LC	1/3/2012	33362	EliWkr3	N	SR16D	03	P	N	0.43	14,324	0.430	16,976
HMS236LC	11/1/2011	33906	Secy 1	N	SR12E	03	P	A	0.57	18,988	0.570	19,986
HMS236LC	11/1/2011	33906	Secy 1	N	SR12E	03	P	N	0.43	14,324	0.430	15,078
HMS236LC	12/3/2012	33907	OffcAsst 3	N	SR08A	03	P	A	0.57	13,899	0.570	14,631
HMS236LC	12/3/2012	33907	OffcAsst 3	N	SR08A	03	P	N	0.43	10,485	0.430	11,037
HMS236LC	5/16/2013	34332	OffcAsst 3	N	SR08A	03	P	A	0.57	17,558	0.570	14,631
HMS236LC	5/16/2013	34332	OffcAsst 3	N	SR08A	03	P	N	0.43	13,246	0.430	11,037
HMS236LC	1/17/2012	34416	OffcAsst 3	N	SR08H	03	P	A	0.57	13,899	0.570	19,241
HMS236LC	1/17/2012	34416	OffcAsst 3	N	SR08H	03	P	N	0.43	10,485	0.430	14,515
HMS236LC	8/1/2012	34707	EliWkr1	N	SR12A	03	P	A	0.57	18,988	0.570	17,121
HMS236LC	8/1/2012	34707	EliWkr1	N	SR12A	03	P	N	0.43	14,324	0.430	12,915
HMS236LC	9/20/2011	34709	EliWkr3	N	SR16F	03	P	A	0.57	23,112	0.570	24,330
HMS236LC	9/20/2011	34709	EliWkr3	N	SR16F	03	P	N	0.43	17,436	0.430	18,354
HMS236LC	10/16/2013	34709	EliWkr1	N	SR12A	03	P	A	0.57	23,112	0.570	17,121
HMS236LC	10/16/2013	34709	EliWkr1	N	SR12A	03	P	N	0.43	17,436	0.430	12,915
HMS236LC	7/15/2013	34710	EliWkr3	N	SR16D	03	P	A	0.57	24,049	0.570	22,504
HMS236LC	7/15/2013	34710	EliWkr3	N	SR16D	03	P	N	0.43	18,143	0.430	16,976
HMS236LC	9/4/2012	34712	EliWkr1	N	SR12C	03	P	A	0.57	19,774	0.570	18,482
HMS236LC	9/4/2012	34712	EliWkr1	N	SR12C	03	P	N	0.43	14,918	0.430	13,942
HMS236LC	3/6/2012	34713	EliWkr1	N	SR12H	03	P	A	0.57	18,988	0.570	22,504
HMS236LC	3/6/2012	34713	EliWkr1	N	SR12H	03	P	N	0.43	14,324	0.430	16,976
HMS236LC	10/5/2011	34714	EliWkr2	N	SR14A	03	P	A	0.57	17,558	0.570	18,482
HMS236LC	10/5/2011	34714	EliWkr2	N	SR14A	03	P	N	0.43	13,246	0.430	13,942
HMS236LC	9/3/2013	34715	EliWkr1	N	SR12A	03	P	A	0.57	21,382	0.570	17,121
HMS236LC	9/3/2013	34715	EliWkr1	N	SR12A	03	P	N	0.43	16,130	0.430	12,915
HMS236LC	11/1/2012	34719	EliWkr1	N	SR12B	03	P	A	0.57	24,049	0.570	17,791
HMS236LC	11/1/2012	34719	EliWkr1	N	SR12B	03	P	N	0.43	18,143	0.430	13,421

Department of Human Services
New Hires

Table 16

Prog ID/Org	New Hire Effective Date	Position Number	Position Title	Exempt	SR Level	BU Code	T/P	MOF	Budgeted	Budgeted	Actual	Actual
				(Y/N)					FTE	Salary	FTE	Salary
HMS236LC	6/4/2012	34724	OffcAsst 3	N	SR08A	63	P	A	0.57	13,899	0.570	14,630
HMS236LC	6/4/2012	34724	OffcAsst 3	N	SR08A	63	P	N	0.43	10,485	0.430	11,037
HMS236LC	9/5/2012	34724	OffcAsst 3	N	SR08A	63	P	A	0.57	13,899	0.570	14,630
HMS236LC	9/5/2012	34724	OffcAsst 3	N	SR08A	63	P	N	0.43	10,485	0.430	11,037
HMS236LC	12/3/2012	34724	OffcAsst 3	N	SR08A	03	P	A	0.57	13,899	0.570	14,631
HMS236LC	12/3/2012	34724	OffcAsst 3	N	SR08A	03	P	N	0.43	10,485	0.430	11,037
HMS236LC	3/21/2012	34725	OffcAsst 3	N	SR08A	63	P	A	0.57	15,027	0.570	14,630
HMS236LC	3/21/2012	34725	OffcAsst 3	N	SR08A	63	P	N	0.43	11,337	0.430	11,037
HMS236LC	7/9/2012	34725	OffcAsst 3	N	SR08A	03	P	A	0.57	15,027	0.570	14,631
HMS236LC	7/9/2012	34725	OffcAsst 3	N	SR08A	03	P	N	0.43	11,337	0.430	11,037
HMS236LC	1/30/2013	34725	OffcAsst 3	N	SR08A	03	P	A	0.57	15,027	0.570	14,631
HMS236LC	1/30/2013	34725	OffcAsst 3	N	SR08A	03	P	N	0.43	11,337	0.430	11,037
HMS236LC	12/22/2011	34726	OffcAsst 3	N	SR08A	63	P	A	0.57	13,899	0.570	13,895
HMS236LC	12/22/2011	34726	OffcAsst 3	N	SR08A	63	P	N	0.43	10,485	0.430	10,483
HMS236LC	4/9/2012	34726	OffcAsst 3	N	SR08A	03	P	A	0.57	13,899	0.570	14,631
HMS236LC	4/9/2012	34726	OffcAsst 3	N	SR08A	03	P	N	0.43	10,485	0.430	11,037
HMS236LC	11/28/2011	34740	EliWkr4	N	SR18E	03	P	A	0.57	24,049	0.570	25,315
HMS236LC	11/28/2011	34740	EliWkr4	N	SR18E	03	P	N	0.43	18,143	0.430	19,097
HMS236LC	11/16/2012	34902	OffcAsst 3	N	SR08A	03	P	A	0.57	13,899	0.570	14,631
HMS236LC	11/16/2012	34902	OffcAsst 3	N	SR08A	03	P	N	0.43	10,485	0.430	11,037
HMS236LC	10/24/2011	35071	EliWkr5	N	SR20F	04	P	A	0.57	27,039	0.570	27,039
HMS236LC	10/24/2011	35071	EliWkr5	N	SR20F	04	P	N	0.43	20,397	0.430	20,397
HMS236LC	12/21/2011	35516	OffcAsst 3	N	SR08A	63	P	A	0.57	13,899	0.570	13,895
HMS236LC	12/21/2011	35516	OffcAsst 3	N	SR08A	63	P	N	0.43	10,485	0.430	10,483
HMS236LC	3/16/2012	35516	OffcAsst 3	N	SR08A	03	P	A	0.57	13,899	0.570	14,631
HMS236LC	3/16/2012	35516	OffcAsst 3	N	SR08A	03	P	N	0.43	10,485	0.430	11,037
HMS236LC	10/4/2011	35879	EliWkr5	N	SR20G	04	P	A	0.57	28,126	0.570	29,604
HMS236LC	10/4/2011	35879	EliWkr5	N	SR20G	04	P	N	0.43	21,218	0.430	22,332
HMS236LC	10/16/2012	36822	OffcAsst 3	N	SR08A	03	P	A	0.57	18,988	0.570	14,631
HMS236LC	10/16/2012	36822	OffcAsst 3	N	SR08A	03	P	N	0.43	14,324	0.430	11,037
HMS236LC	4/3/2012	36863	EliWkr1	N	SR12A	03	P	A	0.57	18,988	0.570	17,121
HMS236LC	4/3/2012	36863	EliWkr1	N	SR12A	03	P	N	0.43	14,324	0.430	12,915
HMS236LC	2/1/2012	36864	EliWkr1	N	SR12A	03	P	A	0.57	18,988	0.570	17,121
HMS236LC	2/1/2012	36864	EliWkr1	N	SR12A	03	P	N	0.43	14,324	0.430	12,915

Department of Human Services
New Hires

Table 16

Prog ID/Org	New Hire Effective Date	Position Number	Position Title	Exempt	SR Level	BU Code	T/P	MOF	Budgeted	Budgeted	Actual	Actual
				(Y/N)					FTE	Salary	FTE	Salary
HMS236LC	4/2/2012	36866	EliWkr1	N	SR12A	03	P	A	0.57	18,988	0.570	17,121
HMS236LC	4/2/2012	36866	EliWkr1	N	SR12A	03	P	N	0.43	14,324	0.430	12,915
HMS236LC	9/17/2012	3736	EliWkr1	N	SR12A	03	P	A	0.57	18,988	0.570	17,121
HMS236LC	9/17/2012	3736	EliWkr1	N	SR12A	03	P	N	0.43	14,324	0.430	12,915
HMS236LC	6/4/2013	3736	EliWkr3	N	SR16G	03	P	A	0.57	18,988	0.570	25,315
HMS236LC	6/4/2013	3736	EliWkr3	N	SR16G	03	P	N	0.43	14,324	0.430	19,097
HMS236LC	11/1/2011	3771	S-S/SSSup3	N	SR26K	23	P	A	0.57	41,136	0.570	43,297
HMS236LC	11/1/2011	3771	S-S/SSSup3	N	SR26K	23	P	N	0.43	31,032	0.430	32,663
HMS236LC	8/13/2012	3772	EliWkr3	N	SR16D	03	P	A	0.57	20,561	0.570	22,504
HMS236LC	8/13/2012	3772	EliWkr3	N	SR16D	03	P	N	0.43	15,511	0.430	16,976
HMS236LC	3/1/2013	3773	EliWkr1	N	SR12A	03	P	A	0.57	17,558	0.570	17,121
HMS236LC	3/1/2013	3773	EliWkr1	N	SR12A	03	P	N	0.43	13,246	0.430	12,915
HMS236LC	12/12/2011	3777	EliWkr1	N	SR12I	03	P	A	0.57	16,266	0.570	23,393
HMS236LC	12/12/2011	3777	EliWkr1	N	SR12I	03	P	N	0.43	12,270	0.430	17,647
HMS236LC	6/17/2013	3777	EliWkr1	N	SR12A	03	P	A	0.57	16,266	0.570	17,121
HMS236LC	6/17/2013	3777	EliWkr1	N	SR12A	03	P	N	0.43	12,270	0.430	12,915
HMS236LC	9/24/2013	3781	OffcAsst 3	N	SR08A	63	P	A	0.57	16,266	0.570	14,630
HMS236LC	9/24/2013	3781	OffcAsst 3	N	SR08A	63	P	N	0.43	12,270	0.430	11,037
HMS236LC	12/28/2011	37910	OffcAsst 3	N	SR08A	63	P	A	0.57	13,899	0.570	13,895
HMS236LC	12/28/2011	37910	OffcAsst 3	N	SR08A	63	P	N	0.43	10,485	0.430	10,483
HMS236LC	3/5/2012	37910	OffcAsst 3	N	SR08A	03	P	A	0.57	13,899	0.570	14,631
HMS236LC	3/5/2012	37910	OffcAsst 3	N	SR08A	03	P	N	0.43	10,485	0.430	11,037
HMS236LC	7/1/2013	37910	OffcAsst 3	N	SR08A	03	P	A	0.57	13,899	0.570	14,631
HMS236LC	7/1/2013	37910	OffcAsst 3	N	SR08A	03	P	N	0.43	10,485	0.430	11,037
HMS236LC	11/16/2012	3864	Secy 1	N	SR12D	03	P	A	0.57	16,266	0.570	19,241
HMS236LC	11/16/2012	3864	Secy 1	N	SR12D	03	P	N	0.43	12,270	0.430	14,515
HMS236LC	4/9/2012	4069	OffcAsst 3	N	SR08A	03	P	A	0.57	13,899	0.570	14,631
HMS236LC	4/9/2012	4069	OffcAsst 3	N	SR08A	03	P	N	0.43	10,485	0.430	11,037
HMS236LC	2/1/2012	4110	EliWkr2	N	SR14A	03	P	A	0.57	18,988	0.570	18,482
HMS236LC	2/1/2012	4110	EliWkr2	N	SR14A	03	P	N	0.43	14,324	0.430	13,942
HMS236LC	7/1/2013	4110	EliWkr1	N	SR12A	03	P	A	0.57	18,988	0.570	17,121
HMS236LC	7/1/2013	4110	EliWkr1	N	SR12A	03	P	N	0.43	14,324	0.430	12,915
HMS236LC	5/16/2012	42178	Secy 1	N	SR12B	03	P	A	0.57	16,266	0.570	17,791
HMS236LC	5/16/2012	42178	Secy 1	N	SR12B	03	P	N	0.43	12,270	0.430	13,421

Department of Human Services
New Hires

Table 16

Prog ID/Org	New Hire Effective Date	Position Number	Position Title	Exempt	SR Level	BU Code	T/P	MOF	Budgeted	Budgeted	Actual	Actual
				(Y/N)					FTE	Salary	FTE	Salary
HMS236LC	9/12/2011	42968	EliPgm Sp3	N	SR20C	13	P	A	0.57	21,211	0.570	24,015
HMS236LC	9/12/2011	42968	EliPgm Sp3	N	SR20C	13	P	N	0.43	18,809	0.430	18,117
HMS236LC	9/17/2012	42968	EliPgm Sp3	N	SR20I	13	P	A	0.57	21,211	0.570	30,411
HMS236LC	9/17/2012	42968	EliPgm Sp3	N	SR20I	13	P	N	0.43	18,809	0.430	22,941
HMS236LC	2/1/2012	42983	EliPgm Sp3	N	SR20I	13	P	A	0.57	22,947	0.570	30,411
HMS236LC	2/1/2012	42983	EliPgm Sp3	N	SR20I	13	P	N	0.43	20,349	0.430	22,941
HMS236LC	4/1/2013	43330	OffcAsst 3	N	SR08A	63	P	A	0.57	15,027	0.570	14,630
HMS236LC	4/1/2013	43330	OffcAsst 3	N	SR08A	63	P	N	0.43	11,337	0.430	11,037
HMS236LC	6/3/2013	43330	OffcAsst 3	N	SR08A	03	P	A	0.57	15,027	0.570	14,631
HMS236LC	6/3/2013	43330	OffcAsst 3	N	SR08A	03	P	N	0.43	11,337	0.430	11,037
HMS236LC	8/30/2012	43790	S-S/SSSup2	N	SR24E	23	P	A	0.50	24,372	0.500	27,750
HMS236LC	8/30/2012	43790	S-S/SSSup2	N	SR24E	23	P	N	0.50	24,372	0.500	27,750
HMS236LC	12/17/2012	43791	ProfTrain1	N	SR16C	13	P	A	0.50	23,430	0.500	18,012
HMS236LC	12/17/2012	43791	ProfTrain1	N	SR16C	13	P	N	0.50	23,430	0.500	18,012
HMS236LC	11/1/2013	43791	ProfTrain1	N	SR16C	13	P	A	0.50	23,430	0.500	18,732
HMS236LC	11/1/2013	43791	ProfTrain1	N	SR16C	13	P	N	0.50	23,430	0.500	18,732
HMS236LC	11/1/2012	43803	ProfTrain1	N	SR16C	13	P	A	0.50	27,414	0.500	18,012
HMS236LC	11/1/2012	43803	ProfTrain1	N	SR16C	13	P	N	0.50	27,414	0.500	18,012
HMS236LC	10/12/2011	44128	EliWkr5	N	SR20G	04	P	A	0.57	28,126	0.570	29,604
HMS236LC	10/12/2011	44128	EliWkr5	N	SR20G	04	P	N	0.43	21,218	0.430	22,332
HMS236LC	7/1/2013	4533	EliWkr3	N	SR16H	03	P	A	0.57	23,120	0.570	26,320
HMS236LC	7/1/2013	4533	EliWkr3	N	SR16H	03	P	N	0.43	17,436	0.430	19,856
HMS236LC	5/16/2012	4537	EliWkr1	N	SR12A	03	P	A	0.57	18,988	0.570	17,121
HMS236LC	5/16/2012	4537	EliWkr1	N	SR12A	03	P	N	0.43	14,324	0.430	12,915
HMS236LC	10/1/2013	4537	EliWkr1	N	SR12A	03	P	A	0.57	18,988	0.570	17,121
HMS236LC	10/1/2013	4537	EliWkr1	N	SR12A	03	P	N	0.43	14,324	0.430	12,915
HMS236LC	10/21/2013	4539	EliWkr1	N	SR12B	03	P	A	0.57	22,223	0.570	17,791
HMS236LC	10/21/2013	4539	EliWkr1	N	SR12B	03	P	N	0.43	16,765	0.430	13,421
HMS236LC	8/1/2012	4540	EliWkr1	N	SR12A	03	P	A	0.57	18,988	0.570	17,121
HMS236LC	8/1/2012	4540	EliWkr1	N	SR12A	03	P	N	0.43	14,324	0.430	12,915
HMS236LC	3/12/2012	45441	OffcAsst 3	N	SR08A	03	P	A	0.50	12,192	0.500	12,834
HMS236LC	3/12/2012	45441	OffcAsst 3	N	SR08A	03	P	N	0.50	12,192	0.500	12,834
HMS236LC	12/1/2011	45457	S-S/SSSp3	N	SR20F	13	P	A	0.50	20,010	0.500	23,706
HMS236LC	12/1/2011	45457	S-S/SSSp3	N	SR20F	13	P	N	0.50	20,010	0.500	23,706

Department of Human Services
New Hires

Table 16

Prog ID/Org	New Hire Effective Date	Position Number	Position Title	Exempt	SR Level	BU Code	T/P	MOF	Budgeted	Budgeted	Actual	Actual
				(Y/N)					FTE	Salary	FTE	Salary
HMS236LC	11/8/2012	45459	ProfTrain1	N	SR16F	13	P	A	0.50	22,518	0.500	20,274
HMS236LC	11/8/2012	45459	ProfTrain1	N	SR16F	13	P	N	0.50	22,518	0.500	20,274
HMS236LC	4/8/2013	45466	ProfTrain1	N	SR16C	13	P	A	0.50	27,414	0.500	18,012
HMS236LC	4/8/2013	45466	ProfTrain1	N	SR16C	13	P	N	0.50	27,414	0.500	18,012
HMS236LC	11/1/2012	45467	ProfTrain1	N	SR16C	13	P	A	0.50	24,372	0.500	18,012
HMS236LC	11/1/2012	45467	ProfTrain1	N	SR16C	13	P	N	0.50	24,372	0.500	18,012
HMS236LC	4/1/2013	45470	ProfTrain1	N	SR16D	13	P	A	0.50	26,364	0.500	18,726
HMS236LC	4/1/2013	45470	ProfTrain1	N	SR16D	13	P	N	0.50	26,364	0.500	18,726
HMS236LC	9/19/2011	4548	EliWkr1	N	SR12D	03	P	A	0.57	18,276	0.570	19,241
HMS236LC	9/19/2011	4548	EliWkr1	N	SR12D	03	P	N	0.43	13,788	0.430	14,515
HMS236LC	2/9/2012	45526	HSP 3	N	SR20J	13	P	A	0.50	20,010	0.500	27,750
HMS236LC	2/9/2012	45526	HSP 3	N	SR20J	13	P	N	0.50	20,010	0.500	27,750
HMS236LC	10/16/2013	45526	ProfTrain1	N	SR16E	13	P	A	0.50	20,010	0.500	20,274
HMS236LC	10/16/2013	45526	ProfTrain1	N	SR16E	13	P	N	0.50	20,010	0.500	20,274
HMS236LC	5/1/2013	46882	S-S/SSSp3	N	SR20C	13	P	A	0.50	24,372	0.500	21,066
HMS236LC	5/1/2013	46882	S-S/SSSp3	N	SR20C	13	P	N	0.50	24,372	0.500	21,066
HMS236LC	5/1/2013	46886	ProfTrain2	N	SR18C	13	P	A	0.50	20,814	0.500	19,494
HMS236LC	5/1/2013	46886	ProfTrain2	N	SR18C	13	P	N	0.50	20,814	0.500	19,494
HMS236LC	9/3/2013	46886	S-S/SSSp3	N	SR20G	13	P	A	0.50	20,814	0.500	25,650
HMS236LC	9/3/2013	46886	S-S/SSSp3	N	SR20G	13	P	N	0.50	20,814	0.500	25,650
HMS236LC	1/16/2013	46889	HSP 3	N	SR20C	13	P	A	0.50	22,518	0.500	21,066
HMS236LC	1/16/2013	46889	HSP 3	N	SR20C	13	P	N	0.50	22,518	0.500	21,066
HMS236LC	3/1/2012	46890	Secy 1	N	SR12C	03	P	A	0.50	14,268	0.500	16,212
HMS236LC	3/1/2012	46890	Secy 1	N	SR12C	03	P	N	0.50	14,268	0.500	16,212
HMS236LC	1/16/2013	46896	S-S/SSSup3	N	SR26C	23	P	A	0.50	26,364	0.500	27,750
HMS236LC	1/16/2013	46896	S-S/SSSup3	N	SR26C	23	P	N	0.50	26,364	0.500	27,750
HMS236LC	3/1/2013	46901	S-S/SSSp4	N	SR22C	13	P	A	0.50	30,840	0.500	22,788
HMS236LC	3/1/2013	46901	S-S/SSSp4	N	SR22C	13	P	N	0.50	30,840	0.500	22,788
HMS236LC	4/1/2013	48718	ProfTrain1	N	SR16F	13	P	A	0.50	24,372	0.500	20,274
HMS236LC	4/1/2013	48718	ProfTrain1	N	SR16F	13	P	N	0.50	24,372	0.500	20,274
HMS236LC	10/24/2011	4887	Secy 1	N	SR12B	03	P	A	0.57	16,902	0.570	17,791
HMS236LC	10/24/2011	4887	Secy 1	N	SR12B	03	P	N	0.43	12,750	0.430	13,421
HMS236LC	4/23/2012	4887	Secy 1	N	SR12B	03	P	A	0.57	15,616	0.570	17,791
HMS236LC	4/23/2012	4887	Secy 1	N	SR12B	03	P	N	0.43	15,616	0.430	13,421

Department of Human Services
New Hires

Table 16

Prog ID/Org	New Hire Effective Date	Position Number	Position Title	Exempt	SR Level	BU Code	T/P	MOF	Budgeted	Budgeted	Actual	Actual
				(Y/N)					FTE	Salary	FTE	Salary
HMS236LC	3/4/2013	5067	OffcAsst 3	N	SR08A	63	P	A	0.57	15,616	0.570	14,630
HMS236LC	3/4/2013	5067	OffcAsst 3	N	SR08A	63	P	N	0.43	11,780	0.430	11,037
HMS236LC	6/4/2013	5067	OffcAsst 3	N	SR08A	63	P	A	0.57	15,616	0.570	14,630
HMS236LC	6/4/2013	5067	OffcAsst 3	N	SR08A	63	P	N	0.43	11,780	0.430	11,037
HMS236LC	9/3/2013	5067	OffcAsst 3	N	SR08A	03	P	A	0.57	15,616	0.570	14,631
HMS236LC	9/3/2013	5067	OffcAsst 3	N	SR08A	03	P	N	0.43	11,780	0.430	11,037
HMS236LC	8/16/2012	5081	Secy 1	N	SR12A	03	P	A	0.57	16,266	0.570	17,121
HMS236LC	8/16/2012	5081	Secy 1	N	SR12A	03	P	N	0.43	12,270	0.430	12,915
HMS236LC	11/1/2013	5081	Secy 1	N	SR12A	03	P	A	0.57	16,266	0.570	17,121
HMS236LC	11/1/2013	5081	Secy 1	N	SR12A	03	P	N	0.43	12,270	0.430	12,915
HMS236LC	9/26/2011	5476	OffcAsst 3	N	SR08A	63	P	A	0.57	13,899	0.570	13,895
HMS236LC	9/26/2011	5476	OffcAsst 3	N	SR08A	63	P	N	0.43	10,485	0.430	10,483
HMS236LC	1/23/2012	5476	OffcAsst 3	N	SR08A	03	P	A	0.57	13,899	0.570	14,631
HMS236LC	1/23/2012	5476	OffcAsst 3	N	SR08A	03	P	N	0.43	10,485	0.430	11,037
HMS236LC	10/17/2011	6181	S-S/SSSup3	N	SR26L	23	P	A	0.57	42,771	0.570	45,021
HMS236LC	10/17/2011	6181	S-S/SSSup3	N	SR26L	23	P	N	0.43	32,265	0.430	33,963
HMS236LC	2/21/2012	6390	EliWkr1	N	SR12B	03	P	A	0.57	18,988	0.570	17,791
HMS236LC	2/21/2012	6390	EliWkr1	N	SR12B	03	P	N	0.43	14,324	0.430	13,421
HMS236LC	5/8/2012	6391	Secy 1	N	SR12A	63	P	A	0.57	16,266	0.570	17,120
HMS236LC	5/8/2012	6391	Secy 1	N	SR12A	63	P	N	0.43	12,270	0.430	12,915
HMS236LC	8/7/2012	6391	Secy 1	N	SR12A	63	P	A	0.57	16,266	0.570	17,120
HMS236LC	8/7/2012	6391	Secy 1	N	SR12A	63	P	N	0.43	12,270	0.430	12,915
HMS236LC	11/19/2012	6391	Secy 1	N	SR12A	63	P	A	0.57	16,266	0.570	17,120
HMS236LC	11/19/2012	6391	Secy 1	N	SR12A	63	P	N	0.43	12,270	0.430	12,915
HMS236LC	2/20/2013	6391	Secy 1	N	SR12A	63	P	A	0.57	16,266	0.570	17,120
HMS236LC	2/20/2013	6391	Secy 1	N	SR12A	63	P	N	0.43	12,270	0.430	12,915
HMS236LC	4/16/2013	6391	Secy 1	N	SR12A	03	P	A	0.57	16,266	0.570	17,121
HMS236LC	4/16/2013	6391	Secy 1	N	SR12A	03	P	N	0.43	12,270	0.430	12,915
HMS236LC	10/12/2011	6400	EliWkr5	N	SR20D	04	P	A	0.57	25,007	0.570	26,320
HMS236LC	10/12/2011	6400	EliWkr5	N	SR20D	04	P	N	0.43	18,865	0.430	19,856
HMS236LC	8/29/2011	6409	EliWkr1	N	SR12A	03	P	A	0.57	16,266	0.570	17,121
HMS236LC	8/29/2011	6409	EliWkr1	N	SR12A	03	P	N	0.43	12,270	0.430	12,915
HMS236LC	9/3/2013	6409	EliWkr1	N	SR12A	03	P	A	0.57	16,266	0.570	17,121
HMS236LC	9/3/2013	6409	EliWkr1	N	SR12A	03	P	N	0.43	12,270	0.430	12,915

Department of Human Services
New Hires

Table 16

Prog ID/Org	New Hire Effective Date	Position Number	Position Title	Exempt	SR Level	BU Code	T/P	MOF	Budgeted	Budgeted	Actual	Actual
				(Y/N)					FTE	Salary	FTE	Salary
HMS236LC	10/10/2011	7716	EliWkr5	N	SR20G	04	P	A	0.57	28,126	0.570	29,604
HMS236LC	10/10/2011	7716	EliWkr5	N	SR20G	04	P	N	0.43	21,218	0.430	22,332
HMS238GB	8/16/2012	24196	OffcAsst 3	N	SR08A	63	P	N	1.00	25,368	1.000	25,667
HMS238GB	10/1/2012	24196	OffcAsst 3	N	SR08A	63	P	N	1.00	25,368	1.000	25,667
HMS238GB	11/1/2012	24196	OffcAsst 3	N	SR08A	03	P	N	1.00	25,368	1.000	25,668
HMS238GB	12/10/2012	24200	DsblCImSp2	N	SR18C	13	P	N	1.00	41,628	1.000	38,988
HMS238GB	4/9/2012	24443	DsblCImSp3	N	SR20C	13	P	N	1.00	40,020	1.000	42,132
HMS238GB	2/15/2013	24443	DsblCImSp3	N	SR20C	13	P	N	1.00	40,020	1.000	42,132
HMS238GB	12/31/2012	24444	DsblCImSp2	N	SR18C	13	P	N	1.00	34,224	1.000	38,988
HMS238GB	8/27/2012	24446	DsblCImSp4	N	SR22D	13	P	N	1.00	45,036	1.000	47,412
HMS238GB	3/28/2013	24447	ProfTrain1	N	SR16C	13	P	N	1.00	36,096	1.000	36,024
HMS238GB	9/26/2012	24930	ProfTrain1	N	SR16C	13	P	N	1.00	34,224	1.000	36,024
HMS238GB	9/10/2012	24932	ProfTrain1	N	SR16C	13	P	N	1.00	34,224	1.000	36,024
HMS238GB	8/6/2012	24938	OffcAsst 3	N	SR08A	63	P	N	1.00	33,312	1.000	25,667
HMS238GB	9/26/2012	47418	ProfTrain1	N	SR16C	13	P	N	1.00	45,036	1.000	36,024
HMS238GB	5/16/2012	48730	ProfTrain1	N	SR16D	13	P	N	1.00	34,224	1.000	37,452
HMS238GB	9/10/2012	51804	ProfTrain1	N	SR16C	13	P	N	1.00	37,044	1.000	36,024
HMS301SA	4/23/2012	108918	SocSvcAid3	N	SR09A	03	P	A	0.75	15,221	0.750	20,025
HMS301SA	4/23/2012	108918	SocSvcAid3	N	SR09A	03	P	N	0.25	10,147	0.250	6,675
HMS301SA	6/3/2013	108920	SocSvcAid3	N	SR09A	63	P	A	0.75	16,438	0.750	20,030
HMS301SA	6/3/2013	108920	SocSvcAid3	N	SR09A	63	P	N	0.25	10,958	0.250	6,677
HMS301SA	9/4/2013	108920	SocSvcAid3	N	SR09A	63	P	A	0.75	16,438	0.750	20,030
HMS301SA	9/4/2013	108920	SocSvcAid3	N	SR09A	63	P	N	0.25	10,958	0.250	6,677
HMS301SA	11/1/2013	108920	SocSvcAid3	N	SR09A	03	P	A	0.75	16,438	0.750	20,025
HMS301SA	11/1/2013	108920	SocSvcAid3	N	SR09A	03	P	N	0.25	10,958	0.250	6,675
HMS301SA	5/1/2013	111035	SocSvcAid3	N	SR09A	03	P	A	0.75	14,047	0.750	20,025
HMS301SA	5/1/2013	111035	SocSvcAid3	N	SR09A	03	P	N	0.25	9,365	0.250	6,675
HMS301SA	9/4/2012	111039	SocSvcAid3	N	SR09A	03	P	A	0.75	15,221	0.750	20,025
HMS301SA	9/4/2012	111039	SocSvcAid3	N	SR09A	03	P	N	0.25	10,147	0.250	6,675
HMS301SA	12/20/2011	112751	C/A PSSpc	N	SR23C	73	P	N	1.00	45,036	1.000	45,032
HMS301SA	2/1/2012	112751	HSP 4	N	SR22C	13	P	N	1.00	45,036	1.000	45,576
HMS301SA	7/24/2013	112751	HSP 4	N	SR22C	73	P	N	1.00	45,036	1.000	45,573
HMS301SA	10/22/2013	112751	C/A PSSpc	N	SR23C	73	P	N	1.00	45,036	1.000	47,403
HMS301SA	7/9/2012	113053	EliWkr1	N	SR12H	03	P	A	0.75	19,987	0.750	29,610

Department of Human Services
New Hires

Table 16

Prog ID/Org	New Hire Effective Date	Position Number	Position Title	Exempt	SR Level	BU Code	T/P	MOF	Budgeted	Budgeted	Actual	Actual
				(Y/N)					FTE	Salary	FTE	Salary
HMS301SA	7/9/2012	113053	EliWkr1	N	SR12H	03	P	N	0.25	13,325	0.250	9,870
HMS301SA	5/1/2012	113138	SocialWkr3	N	SR20C	13	P	A	0.75	27,022	0.750	31,599
HMS301SA	5/1/2012	113138	SocialWkr3	N	SR20C	13	P	N	0.25	18,014	0.250	10,533
HMS301SA	1/16/2013	113138	SocialWkr3	N	SR20C	73	P	A	0.75	27,022	0.750	31,606
HMS301SA	1/16/2013	113138	SocialWkr3	N	SR20C	73	P	N	0.25	18,014	0.250	10,535
HMS301SA	4/12/2013	113138	SocialWkr3	N	SR20C	73	P	A	0.75	27,022	0.750	31,606
HMS301SA	4/12/2013	113138	SocialWkr3	N	SR20C	73	P	N	0.25	18,014	0.250	10,535
HMS301SA	7/11/2013	113138	SocialWkr3	N	SR20C	73	P	A	0.75	27,022	0.750	31,606
HMS301SA	7/11/2013	113138	SocialWkr3	N	SR20C	73	P	N	0.25	18,014	0.250	10,535
HMS301SA	10/8/2013	113138	SocialWkr3	N	SR20C	13	P	A	0.75	27,022	0.750	32,859
HMS301SA	10/8/2013	113138	SocialWkr3	N	SR20C	13	P	N	0.25	18,014	0.250	10,953
HMS301SA	7/1/2011	116610	C/A PSSpv2	N	SR27J	23	P	A	0.75	43,301	0.750	56,970
HMS301SA	7/1/2011	116610	C/A PSSpv2	N	SR27J	23	P	N	0.25	28,867	0.250	18,990
HMS301SA	7/1/2013	117416	C/A PSSpv1	N	SR25G	23	P	A	0.75	45,022	0.750	46,818
HMS301SA	7/1/2013	117416	C/A PSSpv1	N	SR25G	23	P	N	0.25	30,014	0.250	15,606
HMS301SA	7/11/2011	117494	SocSvcAid3	N	SR09C	03	P	A	0.75	15,221	0.750	21,627
HMS301SA	7/11/2011	117494	SocSvcAid3	N	SR09C	03	P	N	0.25	10,147	0.250	7,209
HMS301SA	10/1/2012	117495	SocSvcAid3	N	SR09A	03	P	A	0.75	17,122	0.750	20,025
HMS301SA	10/1/2012	117495	SocSvcAid3	N	SR09A	03	P	N	0.25	11,414	0.250	6,675
HMS301SA	1/9/2012	117500	SocSvcAid2	N	SR07A	03	P	A	0.75	14,047	0.750	18,486
HMS301SA	1/9/2012	117500	SocSvcAid2	N	SR07A	03	P	N	0.25	9,365	0.250	6,162
HMS301SA	6/20/2012	117500	SocSvcAid2	N	SR07A	03	P	A	0.75	14,047	0.750	18,486
HMS301SA	6/20/2012	117500	SocSvcAid2	N	SR07A	03	P	N	0.25	9,365	0.250	6,162
HMS301SA	11/1/2013	117504	SocSvcAid3	N	SR09A	03	P	A	0.75	15,818	0.750	20,025
HMS301SA	11/1/2013	117504	SocSvcAid3	N	SR09A	03	P	N	0.25	10,546	0.250	6,675
HMS301SA	2/13/2012	118530	SocSvcAid3	N	SR09A	03	P	A	-	15,221	0.000	-
HMS301SA	2/13/2012	118530	SocSvcAid3	N	SR09A	03	P	N	1.00	10,147	1.000	26,700
HMS301SA	6/1/2012	118530	SocSvcAid3	N	SR09A	03	P	A	-	15,221	0.000	-
HMS301SA	6/1/2012	118530	SocSvcAid3	N	SR09A	03	P	N	1.00	10,147	1.000	26,700
HMS301SA	9/16/2013	118530	SocSvcAid3	N	SR09B	03	P	A	-	15,221	0.000	-
HMS301SA	9/16/2013	118530	SocSvcAid3	N	SR09B	03	P	N	1.00	10,147	1.000	27,756
HMS301SA	6/6/2012	118531	SocSvcAid3	N	SR09A	03	P	A	-	19,238	0.000	-
HMS301SA	6/6/2012	118531	SocSvcAid3	N	SR09A	03	P	N	1.00	12,826	1.000	26,700
HMS301SA	2/1/2012	118532	SocSvcAid3	N	SR09A	03	P	A	-	17,791	0.000	-

Department of Human Services
New Hires

Table 16

Prog ID/Org	New Hire Effective Date	Position Number	Position Title	Exempt	SR Level	BU Code	T/P	MOF	Budgeted	Budgeted	Actual	Actual
				(Y/N)					FTE	Salary	FTE	Salary
HMS301SA	2/1/2012	118532	SocSvcAid3	N	SR09A	03	P	N	1.00	11,861	1.000	26,700
HMS301SA	10/17/2011	118533	SocSvcAid3	N	SR09A	03	P	N	1.00	25,368	1.000	26,700
HMS301SA	10/19/2011	118534	SocSvcAid2	N	SR07A	03	P	N	1.00	23,412	1.000	24,648
HMS301SA	6/18/2012	118534	SocSvcAid2	N	SR07A	03	P	N	1.00	23,412	1.000	24,648
HMS301SA	9/19/2011	118538	SocSvcAid2	N	SR07A	63	P	N	1.00	23,412	1.000	23,421
HMS301SA	12/20/2011	118538	SocSvcAid2	N	SR07A	63	P	N	1.00	23,412	1.000	23,421
HMS301SA	7/18/2011	118540	HSP 4	N	SR22C	13	P	N	1.00	43,296	1.000	45,576
HMS301SA	6/17/2013	118541	SocSvcAid2	N	SR07A	03	P	N	1.00	25,368	1.000	24,648
HMS301SA	7/11/2011	118543	HSP 2	N	SR18C	13	P	N	1.00	37,044	1.000	38,988
HMS301SA	10/23/2012	118543	HSP 4	N	SR22C	13	P	N	1.00	37,044	1.000	45,576
HMS301SA	10/10/2011	118563	SocSvcAid2	N	SR07A	03	P	N	1.00	28,836	1.000	24,648
HMS301SA	8/10/2011	118571	SocSvcAid3	N	SR09A	63	P	N	1.00	25,376	1.000	25,376
HMS301SA	11/8/2011	118571	SocSvcAid3	N	SR09A	63	P	N	1.00	25,376	1.000	25,376
HMS301SA	2/7/2012	118571	SocSvcAid3	N	SR09A	63	P	N	1.00	25,376	1.000	25,376
HMS301SA	5/8/2012	118571	SocSvcAid3	N	SR09A	63	P	N	1.00	25,376	1.000	26,707
HMS301SA	8/7/2012	118571	SocSvcAid3	N	SR09A	63	P	N	1.00	25,376	1.000	26,707
HMS301SA	11/7/2012	118571	SocSvcAid3	N	SR09A	63	P	N	1.00	25,376	1.000	26,707
HMS301SA	5/1/2012	118573	SocSvcAid3	N	SR09C	03	P	N	1.00	33,312	1.000	28,836
HMS301SA	6/1/2012	118575	C/A PSSpc	N	SR23J	13	P	N	1.00	40,020	1.000	62,424
HMS301SA	12/4/2012	118575	C/A PSSpc	N	SR23F	13	P	N	1.00	40,020	1.000	53,352
HMS301SA	11/6/2013	118584	HSP 4	N	SR22C	13	P	A	-	36,137	0.000	-
HMS301SA	11/6/2013	118584	HSP 4	N	SR22C	13	P	N	1.00	24,091	1.000	47,400
HMS301SA	7/9/2013	118586	SocSvcAid2	N	SR07A	63	P	N	1.00	27,396	1.000	24,648
HMS301SA	9/3/2013	118586	SocSvcAid2	N	SR07A	63	P	N	1.00	27,396	1.000	24,648
HMS301SA	9/6/2011	118588	SocSvcAid3	N	SR09A	03	P	N	1.00	25,368	1.000	26,700
HMS301SA	3/4/2013	118588	SocSvcAid3	N	SR09A	03	P	N	1.00	25,368	1.000	26,700
HMS301SA	8/21/2013	118588	SocSvcAid3	N	SR09A	63	P	N	1.00	25,368	1.000	26,707
HMS301SA	11/19/2013	118588	SocSvcAid3	N	SR09A	63	P	N	1.00	25,368	1.000	26,707
HMS301SA	9/19/2012	118590	HSP 4	N	SR22H	13	P	A	-	34,214	0.000	-
HMS301SA	9/19/2012	118590	HSP 4	N	SR22H	13	P	N	1.00	22,810	1.000	55,500
HMS301SA	5/1/2012	118592	SocialWkr4	N	SR22C	13	P	A	-	22,226	0.000	-
HMS301SA	5/1/2012	118592	SocialWkr4	N	SR22C	13	P	N	1.00	14,818	1.000	45,576
HMS301SA	11/20/2013	118616	HSP 5	N	SR24L	13	P	A	-	15,221	0.000	-
HMS301SA	11/20/2013	118616	HSP 5	N	SR24L	13	P	N	1.00	10,147	1.000	75,960

Department of Human Services
New Hires

Table 16

Prog ID/Org	New Hire Effective Date	Position Number	Position Title	Exempt	SR Level	BU Code	T/P	MOF	Budgeted	Budgeted	Actual	Actual
				(Y/N)					FTE	Salary	FTE	Salary
HMS301SA	10/3/2011	119000	SocialWkr5	N	SR24E	13	P	N	1.00	52,728	1.000	55,500
HMS301SA	11/1/2012	13236	SocialWkr4	N	SR22C	13	P	A	0.42	25,978	0.420	19,142
HMS301SA	11/1/2012	13236	SocialWkr4	N	SR22C	13	P	N	0.58	17,318	0.580	26,434
HMS301SA	8/12/2013	14125	C/A PSSpc	N	SR23C	13	P	A	0.42	31,392	0.420	20,709
HMS301SA	8/12/2013	14125	C/A PSSpc	N	SR23C	13	P	N	0.58	20,928	0.580	28,599
HMS301SA	6/12/2012	14151	C/A PSSpv1	N	SR25F	23	P	A	0.42	45,540	0.420	25,210
HMS301SA	6/12/2012	14151	C/A PSSpv1	N	SR25F	23	P	N	0.58	30,360	0.580	34,814
HMS301SA	4/12/2013	15569	C/A PSSpc	N	SR23E	13	P	A	0.42	29,628	0.420	21,551
HMS301SA	4/12/2013	15569	C/A PSSpc	N	SR23E	13	P	N	0.58	19,752	0.580	29,761
HMS301SA	3/5/2012	1638	SocialWkr6	N	SR26L	23	P	A	0.41	46,814	0.410	32,383
HMS301SA	3/5/2012	1638	SocialWkr6	N	SR26L	23	P	N	0.59	31,210	0.590	46,601
HMS301SA	6/3/2013	1671	HSP 4	N	SR22C	13	P	A	0.41	25,978	0.410	18,686
HMS301SA	6/3/2013	1671	HSP 4	N	SR22C	13	P	N	0.59	17,318	0.590	26,890
HMS301SA	10/10/2011	1673	C/A PSSpc	N	SR23F	13	P	A	0.41	30,413	0.410	21,874
HMS301SA	10/10/2011	1673	C/A PSSpc	N	SR23F	13	P	N	0.59	20,275	0.590	31,478
HMS301SA	12/27/2011	1704	HSP 5	N	SR24C	23	P	A	1.00	41,638	1.000	51,312
HMS301SA	12/27/2011	1704	HSP 5	N	SR24C	23	P	N	-	27,758	0.000	-
HMS301SA	7/17/2012	1708	HSP 3	N	SR20C	73	P	A	0.41	25,978	0.410	17,278
HMS301SA	7/17/2012	1708	HSP 3	N	SR20C	73	P	N	0.59	17,318	0.590	24,863
HMS301SA	10/16/2012	1708	HSP 3	N	SR20C	73	P	A	0.41	25,978	0.410	17,278
HMS301SA	10/16/2012	1708	HSP 3	N	SR20C	73	P	N	0.59	17,318	0.590	24,863
HMS301SA	12/12/2012	1708	HSP 3	N	SR20C	73	P	A	0.41	25,978	0.410	17,278
HMS301SA	12/12/2012	1708	HSP 3	N	SR20C	73	P	N	0.59	17,318	0.590	24,863
HMS301SA	1/2/2013	1708	HSP 3	N	SR20C	13	P	A	0.41	25,978	0.410	17,274
HMS301SA	1/2/2013	1708	HSP 3	N	SR20C	13	P	N	0.59	17,318	0.590	24,858
HMS301SA	10/1/2013	1721	C/A PSSpv2	N	SR27K	23	P	A	0.52	46,814	0.520	42,713
HMS301SA	10/1/2013	1721	C/A PSSpv2	N	SR27K	23	P	N	0.48	31,210	0.480	39,427
HMS301SA	7/16/2013	1726	Secy 1	N	SR12D	03	P	A	0.41	19,238	0.410	13,840
HMS301SA	7/16/2013	1726	Secy 1	N	SR12D	03	P	N	0.59	12,826	0.590	19,916
HMS301SA	4/2/2012	17390	C/A PSSpc	N	SR23E	13	P	A	0.42	34,214	0.420	21,551
HMS301SA	4/2/2012	17390	C/A PSSpc	N	SR23E	13	P	N	0.58	22,810	0.580	29,761
HMS301SA	3/1/2012	1747	StfSvsAst1	N	SR14A	03	P	A	0.52	18,482	0.520	16,860
HMS301SA	3/1/2012	1747	StfSvsAst1	N	SR14A	03	P	N	0.48	12,322	0.480	15,564
HMS301SA	8/29/2011	1762	C/A PSSpv2	N	SR27K	23	P	A	0.41	46,706	0.410	32,383

Department of Human Services
New Hires

Table 16

Prog ID/Org	New Hire Effective Date	Position Number	Position Title	Exempt	SR Level	BU Code	T/P	MOF	Budgeted	Budgeted	Actual	Actual
				(Y/N)					FTE	Salary	FTE	Salary
HMS301SA	8/29/2011	1762	C/A PSSpv2	N	SR27K	23	P	N	0.59	31,138	0.590	46,601
HMS301SA	6/3/2013	1768	HSP 3	N	SR20C	13	P	A	0.42	24,012	0.420	17,695
HMS301SA	6/3/2013	1768	HSP 3	N	SR20C	13	P	N	0.58	16,008	0.580	24,437
HMS301SA	1/3/2012	17695	SocialWkr3	N	SR20C	13	P	A	0.42	27,022	0.420	17,695
HMS301SA	1/3/2012	17695	SocialWkr3	N	SR20C	13	P	N	0.58	18,014	0.580	24,437
HMS301SA	4/16/2013	17698	Secy 1	N	SR12J	03	P	A	0.42	22,507	0.420	17,927
HMS301SA	4/16/2013	17698	Secy 1	N	SR12J	03	P	N	0.58	15,005	0.580	24,757
HMS301SA	4/9/2012	17700	SocialWkr5	N	SR24F	23	P	A	0.42	34,229	0.420	24,237
HMS301SA	4/9/2012	17700	SocialWkr5	N	SR24F	23	P	N	0.58	22,819	0.580	33,471
HMS301SA	7/1/2013	19413	HSP 3	N	SR20C	13	P	A	0.42	30,413	0.420	18,401
HMS301SA	7/1/2013	19413	HSP 3	N	SR20C	13	P	N	0.58	20,275	0.580	25,411
HMS301SA	3/1/2013	21371	HSP 4	N	SR22C	13	P	A	0.62	27,022	0.620	28,257
HMS301SA	3/1/2013	21371	HSP 4	N	SR22C	13	P	N	0.32	18,014	0.320	14,584
HMS301SA	10/15/2013	21371	SocialWkr3	N	SR20C	13	P	A	0.62	27,022	0.620	27,163
HMS301SA	10/15/2013	21371	SocialWkr3	N	SR20C	13	P	N	0.32	18,014	0.320	14,020
HMS301SA	4/16/2013	22280	SocSvcAid3	N	SR09A	03	P	A	0.42	15,221	0.420	11,214
HMS301SA	4/16/2013	22280	SocSvcAid3	N	SR09A	03	P	N	0.58	10,147	0.580	15,486
HMS301SA	4/1/2013	22281	SocSvcAid3	N	SR09C	03	P	A	0.42	19,987	0.420	12,111
HMS301SA	4/1/2013	22281	SocSvcAid3	N	SR09C	03	P	N	0.58	13,325	0.580	16,725
HMS301SA	9/23/2011	22283	SocSvcAst4	N	SR11B	03	P	A	0.42	17,122	0.420	12,615
HMS301SA	9/23/2011	22283	SocSvcAst4	N	SR11B	03	P	N	0.58	11,414	0.580	17,421
HMS301SA	11/1/2012	22283	SocSvcAst4	N	SR11A	03	P	A	0.42	17,122	0.420	12,111
HMS301SA	11/1/2012	22283	SocSvcAst4	N	SR11A	03	P	N	0.58	11,414	0.580	16,725
HMS301SA	8/7/2013	23899	C/A PSSpv1	N	SR25F	23	P	A	0.50	34,214	0.500	31,212
HMS301SA	8/7/2013	23899	C/A PSSpv1	N	SR25F	23	P	N	0.50	22,810	0.500	31,212
HMS301SA	11/1/2012	26395	Secy 1	N	SR12A	03	P	A	0.57	18,482	0.570	17,121
HMS301SA	11/1/2012	26395	Secy 1	N	SR12A	03	P	N	0.43	12,322	0.430	12,915
HMS301SA	11/16/2011	26679	HSP 2	N	SR18C	13	P	A	0.42	22,226	0.420	16,375
HMS301SA	11/16/2011	26679	HSP 2	N	SR18C	13	P	N	0.58	14,818	0.580	22,613
HMS301SA	7/29/2013	26700	C/A PSSpc	N	SR23G	13	P	A	0.42	34,214	0.420	24,242
HMS301SA	7/29/2013	26700	C/A PSSpc	N	SR23G	13	P	N	0.58	22,810	0.580	33,478
HMS301SA	12/5/2011	26702	SocialWkr3	N	SR20C	73	P	A	0.42	24,012	0.420	16,808
HMS301SA	12/5/2011	26702	SocialWkr3	N	SR20C	73	P	N	0.58	16,008	0.580	23,211
HMS301SA	2/9/2012	26702	HSP 4	N	SR22C	13	P	A	0.42	24,012	0.420	18,184

Department of Human Services
New Hires

Table 16

Prog ID/Org	New Hire Effective Date	Position Number	Position Title	Exempt	SR Level	BU Code	T/P	MOF	Budgeted	Budgeted	Actual	Actual
				(Y/N)					FTE	Salary	FTE	Salary
HMS301SA	2/9/2012	26702	HSP 4	N	SR22C	13	P	N	0.58	16,008	0.580	25,112
HMS301SA	6/17/2013	26703	HSP 3	N	SR20C	13	P	A	0.42	25,978	0.420	17,695
HMS301SA	6/17/2013	26703	HSP 3	N	SR20C	13	P	N	0.58	17,318	0.580	24,437
HMS301SA	1/3/2013	26704	SocialWkr3	N	SR20C	73	P	A	0.42	24,012	0.420	17,699
HMS301SA	1/3/2013	26704	SocialWkr3	N	SR20C	73	P	N	0.58	16,008	0.580	24,442
HMS301SA	3/4/2013	26704	SocialWkr3	N	SR20C	73	P	A	0.42	24,012	0.420	17,699
HMS301SA	3/4/2013	26704	SocialWkr3	N	SR20C	73	P	N	0.58	16,008	0.580	24,442
HMS301SA	6/4/2013	26704	SocialWkr3	N	SR20C	73	P	A	0.42	24,012	0.420	17,699
HMS301SA	6/4/2013	26704	SocialWkr3	N	SR20C	73	P	N	0.58	16,008	0.580	24,442
HMS301SA	9/4/2013	26704	SocialWkr3	N	SR20C	73	P	A	0.42	24,012	0.420	17,699
HMS301SA	9/4/2013	26704	SocialWkr3	N	SR20C	73	P	N	0.58	16,008	0.580	24,442
HMS301SA	4/16/2013	26705	SocialWkr4	N	SR22C	73	P	A	0.42	30,701	0.420	19,141
HMS301SA	4/16/2013	26705	SocialWkr4	N	SR22C	73	P	N	0.58	20,467	0.580	26,432
HMS301SA	7/1/2013	26705	HSP 4	N	SR22C	13	P	A	0.42	30,701	0.420	19,908
HMS301SA	7/1/2013	26705	HSP 4	N	SR22C	13	P	N	0.58	20,467	0.580	27,492
HMS301SA	4/1/2013	26707	SocialWkr3	N	SR20C	13	P	A	0.42	24,012	0.420	17,695
HMS301SA	4/1/2013	26707	SocialWkr3	N	SR20C	13	P	N	0.58	16,008	0.580	24,437
HMS301SA	6/3/2013	26768	HSP 3	N	SR20C	13	P	A	0.58	28,116	0.580	24,437
HMS301SA	6/3/2013	26768	HSP 3	N	SR20C	13	P	N	0.42	18,744	0.420	17,695
HMS301SA	4/2/2013	27193	HSP 5	N	SR24C	13	P	A	0.57	14,630	0.570	29,248
HMS301SA	4/2/2013	27193	HSP 5	N	SR24C	13	P	N	0.43	9,754	0.430	22,064
HMS301SA	4/16/2013	28584	Secy 1	N	SR12F	03	P	A	0.50	22,507	0.500	18,258
HMS301SA	4/16/2013	28584	Secy 1	N	SR12F	03	P	N	0.50	15,005	0.500	18,258
HMS301SA	7/18/2011	29053	SocSvcAst4	N	SR11A	03	P	A	0.42	16,438	0.420	12,111
HMS301SA	7/18/2011	29053	SocSvcAst4	N	SR11A	03	P	N	0.58	10,958	0.580	16,725
HMS301SA	7/1/2013	29053	SocSvcAst4	N	SR11B	03	P	A	0.42	16,438	0.420	12,615
HMS301SA	7/1/2013	29053	SocSvcAst4	N	SR11B	03	P	N	0.58	10,958	0.580	17,421
HMS301SA	9/4/2012	29540	SocialWkr3	N	SR20C	73	P	A	0.50	27,022	0.500	21,071
HMS301SA	9/4/2012	29540	SocialWkr3	N	SR20C	73	P	N	0.50	18,014	0.500	21,071
HMS301SA	12/3/2012	29540	SocialWkr4	N	SR22C	13	P	A	0.50	27,022	0.500	22,788
HMS301SA	12/3/2012	29540	SocialWkr4	N	SR22C	13	P	N	0.50	18,014	0.500	22,788
HMS301SA	10/7/2013	29540	C/A PSSpc	N	SR23C	13	P	A	0.50	27,022	0.500	24,654
HMS301SA	10/7/2013	29540	C/A PSSpc	N	SR23C	13	P	N	0.50	18,014	0.500	24,654
HMS301SA	9/16/2013	29570	C/A PSSpv1	N	SR25F	23	P	A	0.42	31,637	0.420	26,218

Department of Human Services
New Hires

Table 16

Prog ID/Org	New Hire Effective Date	Position Number	Position Title	Exempt	SR Level	BU Code	T/P	MOF	Budgeted	Budgeted	Actual	Actual
				(Y/N)					FTE	Salary	FTE	Salary
HMS301SA	9/16/2013	29570	C/A PSSpv1	N	SR25F	23	P	N	0.58	21,091	0.580	36,206
HMS301SA	2/4/2013	30692	SocialWkr4	N	SR22E	13	P	A	0.50	27,022	0.500	24,666
HMS301SA	2/4/2013	30692	SocialWkr4	N	SR22E	13	P	N	0.50	18,014	0.500	24,666
HMS301SA	9/1/2011	30829	SocialWkr3	N	SR20C	13	P	A	0.68	24,012	0.680	28,650
HMS301SA	9/1/2011	30829	SocialWkr3	N	SR20C	13	P	N	0.32	16,008	0.320	13,482
HMS301SA	2/13/2013	30829	HSP 4	N	SR22F	13	P	A	0.68	24,012	0.680	34,892
HMS301SA	2/13/2013	30829	HSP 4	N	SR22F	13	P	N	0.32	16,008	0.320	16,420
HMS301SA	2/1/2013	31638	SocSvcAst4	N	SR11B	03	P	A	0.58	16,438	0.580	17,421
HMS301SA	2/1/2013	31638	SocSvcAst4	N	SR11B	03	P	N	0.42	10,958	0.420	12,615
HMS301SA	12/20/2011	32763	C/A PSSpc	N	SR23F	13	P	A	0.42	32,897	0.420	22,408
HMS301SA	12/20/2011	32763	C/A PSSpc	N	SR23F	13	P	N	0.58	21,931	0.580	30,944
HMS301SA	5/1/2012	32765	C/A PSSpc	N	SR23I	13	P	A	0.42	24,012	0.420	25,210
HMS301SA	5/1/2012	32765	C/A PSSpc	N	SR23I	13	P	N	0.58	16,008	0.580	34,814
HMS301SA	6/24/2013	32766	C/A PSSpc	N	SR23E	13	P	A	0.42	27,022	0.420	21,551
HMS301SA	6/24/2013	32766	C/A PSSpc	N	SR23E	13	P	N	0.58	18,014	0.580	29,761
HMS301SA	11/1/2012	34076	SocialWkr3	N	SR20C	73	P	A	0.42	31,745	0.420	17,699
HMS301SA	11/1/2012	34076	SocialWkr3	N	SR20C	73	P	N	0.58	21,163	0.580	24,442
HMS301SA	12/12/2012	34076	SocialWkr3	N	SR20C	73	P	A	0.42	31,745	0.420	17,699
HMS301SA	12/12/2012	34076	SocialWkr3	N	SR20C	73	P	N	0.58	21,163	0.580	24,442
HMS301SA	1/16/2013	34076	HSP 4	N	SR22C	13	P	A	0.42	31,745	0.420	19,142
HMS301SA	1/16/2013	34076	HSP 4	N	SR22C	13	P	N	0.58	21,163	0.580	26,434
HMS301SA	5/20/2013	34114	SocSvcAid3	N	SR09C	03	P	A	0.42	16,438	0.420	12,111
HMS301SA	5/20/2013	34114	SocSvcAid3	N	SR09C	03	P	N	0.58	10,958	0.580	16,725
HMS301SA	12/3/2012	34177	HSP 4	N	SR22C	13	P	A	0.42	25,978	0.420	19,142
HMS301SA	12/3/2012	34177	HSP 4	N	SR22C	13	P	N	0.58	17,318	0.580	26,434
HMS301SA	7/18/2011	34216	SocialWkr5	N	SR24L	23	P	A	0.42	43,236	0.420	30,678
HMS301SA	7/18/2011	34216	SocialWkr5	N	SR24L	23	P	N	0.58	28,824	0.580	42,366
HMS301SA	7/1/2011	34398	SocialWkr2	N	SR18C	13	P	A	0.58	22,226	0.580	22,613
HMS301SA	7/1/2011	34398	SocialWkr2	N	SR18C	13	P	N	0.42	14,818	0.420	16,375
HMS301SA	9/17/2012	34398	SocialWkr2	N	SR18C	73	P	A	0.58	22,226	0.580	22,608
HMS301SA	9/17/2012	34398	SocialWkr2	N	SR18C	73	P	N	0.42	14,818	0.420	16,371
HMS301SA	12/18/2012	34398	SocialWkr2	N	SR18C	73	P	A	0.58	22,226	0.580	22,608
HMS301SA	12/18/2012	34398	SocialWkr2	N	SR18C	73	P	N	0.42	14,818	0.420	16,371
HMS301SA	3/19/2013	34398	SocialWkr2	N	SR18C	73	P	A	0.58	22,226	0.580	22,608

Department of Human Services
New Hires

Table 16

Prog ID/Org	New Hire Effective Date	Position Number	Position Title	Exempt	SR Level	BU Code	T/P	MOF	Budgeted	Budgeted	Actual	Actual
				(Y/N)					FTE	Salary	FTE	Salary
HMS301SA	3/19/2013	34398	SocialWkr2	N	SR18C	73	P	N	0.42	14,818	0.420	16,371
HMS301SA	6/18/2013	34398	SocialWkr2	N	SR18C	73	P	A	0.58	22,226	0.580	22,608
HMS301SA	6/18/2013	34398	SocialWkr2	N	SR18C	73	P	N	0.42	14,818	0.420	16,371
HMS301SA	8/1/2013	34398	SocialWkr4	N	SR22C	13	P	A	0.58	22,226	0.580	27,492
HMS301SA	8/1/2013	34398	SocialWkr4	N	SR22C	13	P	N	0.42	14,818	0.420	19,908
HMS301SA	9/12/2011	3471	HSP 3	N	SR20C	13	P	A	0.58	24,012	0.580	24,437
HMS301SA	9/12/2011	3471	HSP 3	N	SR20C	13	P	N	0.42	16,008	0.420	17,695
HMS301SA	2/1/2013	3472	HSP 3	N	SR20C	13	P	A	0.68	25,978	0.680	28,650
HMS301SA	2/1/2013	3472	HSP 3	N	SR20C	13	P	N	0.32	17,318	0.320	13,482
HMS301SA	12/17/2012	35725	OffcAsst 3	N	SR08A	63	P	A	0.58	14,630	0.580	14,887
HMS301SA	12/17/2012	35725	OffcAsst 3	N	SR08A	63	P	N	0.42	9,754	0.420	10,780
HMS301SA	3/20/2013	35725	OffcAsst 3	N	SR08A	63	P	A	0.58	14,630	0.580	14,887
HMS301SA	3/20/2013	35725	OffcAsst 3	N	SR08A	63	P	N	0.42	9,754	0.420	10,780
HMS301SA	6/17/2013	35725	OffcAsst 3	N	SR08A	03	P	A	0.58	14,630	0.580	14,887
HMS301SA	6/17/2013	35725	OffcAsst 3	N	SR08A	03	P	N	0.42	9,754	0.420	10,781
HMS301SA	10/9/2013	36143	HSP 4	N	SR22C	13	P	A	0.68	27,022	0.680	32,232
HMS301SA	10/9/2013	36143	HSP 4	N	SR22C	13	P	N	0.32	18,014	0.320	15,168
HMS301SA	1/3/2012	36144	HSP 2	N	SR18C	73	P	A	0.68	22,226	0.680	25,191
HMS301SA	1/3/2012	36144	HSP 2	N	SR18C	73	P	N	0.32	14,818	0.320	11,854
HMS301SA	2/1/2012	36144	SocialWkr4	N	SR22C	13	P	A	0.68	22,226	0.680	30,992
HMS301SA	2/1/2012	36144	SocialWkr4	N	SR22C	13	P	N	0.32	14,818	0.320	14,584
HMS301SA	11/16/2012	36187	SocialWkr3	N	SR20C	73	P	A	0.50	27,022	0.500	21,071
HMS301SA	11/16/2012	36187	SocialWkr3	N	SR20C	73	P	N	0.50	18,014	0.500	21,071
HMS301SA	1/3/2013	36187	SocialWkr3	N	SR20C	13	P	A	0.50	27,022	0.500	21,066
HMS301SA	1/3/2013	36187	SocialWkr3	N	SR20C	13	P	N	0.50	18,014	0.500	21,066
HMS301SA	6/29/2012	36189	HSP 4	N	SR22C	13	P	A	0.68	37,908	0.680	30,992
HMS301SA	6/29/2012	36189	HSP 4	N	SR22C	13	P	N	0.32	25,272	0.320	14,584
HMS301SA	7/16/2012	36300	SocialWkr3	N	SR20C	13	P	A	0.20	36,526	0.200	8,426
HMS301SA	7/16/2012	36300	SocialWkr3	N	SR20C	13	P	N	0.80	24,350	0.800	33,706
HMS301SA	2/21/2012	36301	C/A PSSpc	N	SR23C	73	P	A	0.42	27,022	0.420	18,913
HMS301SA	2/21/2012	36301	C/A PSSpc	N	SR23C	73	P	N	0.58	18,014	0.580	26,119
HMS301SA	5/22/2012	36301	C/A PSSpc	N	SR23C	73	P	A	0.42	27,022	0.420	19,909
HMS301SA	5/22/2012	36301	C/A PSSpc	N	SR23C	73	P	N	0.58	18,014	0.580	27,494
HMS301SA	8/21/2012	36301	C/A PSSpc	N	SR23C	73	P	A	0.42	27,022	0.420	19,909

Department of Human Services
New Hires

Table 16

Prog ID/Org	New Hire Effective Date	Position Number	Position Title	Exempt	SR Level	BU Code	T/P	MOF	Budgeted	Budgeted	Actual	Actual
				(Y/N)					FTE	Salary	FTE	Salary
HMS301SA	8/21/2012	36301	C/A PSSpc	N	SR23C	73	P	N	0.58	18,014	0.580	27,494
HMS301SA	10/1/2012	36301	HSP 2	N	SR18C	13	P	A	0.42	27,022	0.420	16,375
HMS301SA	10/1/2012	36301	HSP 2	N	SR18C	13	P	N	0.58	18,014	0.580	22,613
HMS301SA	12/17/2012	36320	HSP 4	N	SR22C	13	P	A	0.42	24,012	0.420	19,142
HMS301SA	12/17/2012	36320	HSP 4	N	SR22C	13	P	N	0.58	16,008	0.580	26,434
HMS301SA	8/16/2012	36323	SocialWkr3	N	SR20C	13	P	A	0.42	27,022	0.420	17,695
HMS301SA	8/16/2012	36323	SocialWkr3	N	SR20C	13	P	N	0.58	18,014	0.580	24,437
HMS301SA	12/17/2012	36324	SocialWkr4	N	SR22C	13	P	A	0.42	29,246	0.420	19,142
HMS301SA	12/17/2012	36324	SocialWkr4	N	SR22C	13	P	N	0.58	19,498	0.580	26,434
HMS301SA	10/28/2013	36327	HSP 4	N	SR22C	13	P	A	0.42	27,022	0.420	19,908
HMS301SA	10/28/2013	36327	HSP 4	N	SR22C	13	P	N	0.58	18,014	0.580	27,492
HMS301SA	7/16/2012	36331	C/A PSSpc	N	SR23F	13	P	A	0.42	34,214	0.420	22,408
HMS301SA	7/16/2012	36331	C/A PSSpc	N	SR23F	13	P	N	0.58	22,810	0.580	30,944
HMS301SA	10/7/2013	36331	C/A PSSpc	N	SR23C	13	P	A	0.42	34,214	0.420	20,709
HMS301SA	10/7/2013	36331	C/A PSSpc	N	SR23C	13	P	N	0.58	22,810	0.580	28,599
HMS301SA	8/24/2011	36332	C/A PSSpc	N	SR23C	13	P	A	0.42	27,022	0.420	19,913
HMS301SA	8/24/2011	36332	C/A PSSpc	N	SR23C	13	P	N	0.58	18,014	0.580	27,499
HMS301SA	3/1/2013	36332	HSP 4	N	SR22C	13	P	A	0.42	27,022	0.420	19,142
HMS301SA	3/1/2013	36332	HSP 4	N	SR22C	13	P	N	0.58	18,014	0.580	26,434
HMS301SA	10/1/2012	36414	SocialWkr5	N	SR24C	23	P	A	0.58	35,582	0.580	29,761
HMS301SA	10/1/2012	36414	SocialWkr5	N	SR24C	23	P	N	0.42	23,722	0.420	21,551
HMS301SA	2/16/2012	36415	HSP 2	N	SR18C	13	P	A	0.58	24,012	0.580	22,613
HMS301SA	2/16/2012	36415	HSP 2	N	SR18C	13	P	N	0.42	16,008	0.420	16,375
HMS301SA	9/4/2013	36510	SocSvcAid3	N	SR09D	03	P	A	0.42	19,238	0.420	12,615
HMS301SA	9/4/2013	36510	SocSvcAid3	N	SR09D	03	P	N	0.58	12,826	0.580	17,421
HMS301SA	8/28/2012	36519	Secy 1	N	SR12J	03	P	A	0.42	17,791	0.420	17,927
HMS301SA	8/28/2012	36519	Secy 1	N	SR12J	03	P	N	0.58	11,861	0.580	24,757
HMS301SA	10/2/2012	36586	HSP 3	N	SR20C	73	P	A	0.68	35,762	0.680	28,656
HMS301SA	10/2/2012	36586	HSP 3	N	SR20C	73	P	N	0.32	23,842	0.320	13,485
HMS301SA	12/17/2012	36586	HSP 3	N	SR20C	13	P	A	0.68	35,762	0.680	28,650
HMS301SA	12/17/2012	36586	HSP 3	N	SR20C	13	P	N	0.32	23,842	0.320	13,482
HMS301SA	8/16/2012	36695	SocialWkr5	N	SR24C	23	P	A	0.58	40,025	0.580	29,761
HMS301SA	8/16/2012	36695	SocialWkr5	N	SR24C	23	P	N	0.42	26,683	0.420	21,551
HMS301SA	6/18/2012	36756	C/A PSSpv1	N	SR25H	23	P	A	0.68	30,413	0.680	44,146

Department of Human Services
New Hires

Table 16

Prog ID/Org	New Hire Effective Date	Position Number	Position Title	Exempt	SR Level	BU Code	T/P	MOF	Budgeted	Budgeted	Actual	Actual
				(Y/N)					FTE	Salary	FTE	Salary
HMS301SA	6/18/2012	36756	C/A PSSpv1	N	SR25H	23	P	N	0.32	20,275	0.320	20,774
HMS301SA	9/16/2011	36800	C/A PSSpv1	N	SR25F	23	P	A	0.42	34,214	0.420	25,210
HMS301SA	9/16/2011	36800	C/A PSSpv1	N	SR25F	23	P	N	0.58	22,810	0.580	34,814
HMS301SA	12/16/2011	37613	C/A PSSpv1	N	SR25I	23	P	A	0.42	41,638	0.420	28,345
HMS301SA	12/16/2011	37613	C/A PSSpv1	N	SR25I	23	P	N	0.58	27,758	0.580	39,143
HMS301SA	11/16/2012	37618	HSP 3	N	SR20C	13	P	A	0.68	36,130	0.680	28,650
HMS301SA	11/16/2012	37618	HSP 3	N	SR20C	13	P	N	0.32	24,086	0.320	13,482
HMS301SA	7/1/2011	37620	C/A PSSpc	N	SR23F	13	P	A	0.68	22,226	0.680	36,279
HMS301SA	7/1/2011	37620	C/A PSSpc	N	SR23F	13	P	N	0.32	14,818	0.320	17,073
HMS301SA	1/2/2013	37620	HSP 4	N	SR22C	13	P	A	0.68	22,226	0.680	30,992
HMS301SA	1/2/2013	37620	HSP 4	N	SR22C	13	P	N	0.32	14,818	0.320	14,584
HMS301SA	11/16/2012	37877	SocSvcAid2	N	SR07A	03	P	A	0.68	16,438	0.680	16,761
HMS301SA	11/16/2012	37877	SocSvcAid2	N	SR07A	03	P	N	0.32	10,958	0.320	7,887
HMS301SA	10/8/2012	39414	C/A PSSpc	N	SR23C	13	P	A	0.59	24,012	0.590	27,973
HMS301SA	10/8/2012	39414	C/A PSSpc	N	SR23C	13	P	N	0.41	16,008	0.410	19,439
HMS301SA	8/8/2011	39415	C/A PSSpc	N	SR23F	13	P	A	0.59	30,758	0.590	31,478
HMS301SA	8/8/2011	39415	C/A PSSpc	N	SR23F	13	P	N	0.41	20,506	0.410	21,874
HMS301SA	10/3/2011	39416	SocSvcAst4	N	SR11C	03	P	A	0.59	17,791	0.590	18,415
HMS301SA	10/3/2011	39416	SocSvcAst4	N	SR11C	03	P	N	0.41	11,861	0.410	12,797
HMS301SA	11/23/2012	39419	OffcAsst 3	N	SR08A	03	P	A	0.59	14,630	0.590	15,144
HMS301SA	11/23/2012	39419	OffcAsst 3	N	SR08A	03	P	N	0.41	9,754	0.410	10,523
HMS301SA	1/23/2013	39419	OffcAsst 3	N	SR08A	03	P	A	0.59	14,630	0.590	15,144
HMS301SA	1/23/2013	39419	OffcAsst 3	N	SR08A	03	P	N	0.41	9,754	0.410	10,523
HMS301SA	4/23/2013	39419	OffcAsst 3	N	SR08A	63	P	A	0.59	14,630	0.590	15,144
HMS301SA	4/23/2013	39419	OffcAsst 3	N	SR08A	63	P	N	0.41	9,754	0.410	10,523
HMS301SA	6/3/2013	39419	OffcAsst 3	N	SR08A	03	P	A	0.59	14,630	0.590	15,144
HMS301SA	6/3/2013	39419	OffcAsst 3	N	SR08A	03	P	N	0.41	9,754	0.410	10,524
HMS301SA	5/1/2013	39424	SocSvcAst4	N	SR11A	63	P	A	0.59	21,643	0.590	17,009
HMS301SA	5/1/2013	39424	SocSvcAst4	N	SR11A	63	P	N	0.41	14,429	0.410	11,820
HMS301SA	7/30/2013	39424	SocSvcAst4	N	SR11A	63	P	A	0.59	21,643	0.590	17,009
HMS301SA	7/30/2013	39424	SocSvcAst4	N	SR11A	63	P	N	0.41	14,429	0.410	11,820
HMS301SA	10/29/2013	39424	SocSvcAst4	N	SR11A	63	P	A	0.59	21,643	0.590	17,009
HMS301SA	10/29/2013	39424	SocSvcAst4	N	SR11A	63	P	N	0.41	14,429	0.410	11,820
HMS301SA	11/1/2011	39728	C/A PSSpc	N	SR23L	13	P	A	0.59	38,470	0.590	39,818

Department of Human Services
New Hires

Table 16

Prog ID/Org	New Hire Effective Date	Position Number	Position Title	Exempt	SR Level	BU Code	T/P	MOF	Budgeted	Budgeted	Actual	Actual
				(Y/N)					FTE	Salary	FTE	Salary
HMS301SA	11/1/2011	39728	C/A PSSpc	N	SR23L	13	P	N	0.41	25,646	0.410	27,670
HMS301SA	6/3/2013	39728	SocialWkr4	N	SR22C	13	P	A	0.59	38,470	0.590	26,890
HMS301SA	6/3/2013	39728	SocialWkr4	N	SR22C	13	P	N	0.41	25,646	0.410	18,686
HMS301SA	6/12/2013	39781	SocSvcAst4	N	SR11B	03	P	A	0.59	19,238	0.590	17,721
HMS301SA	6/12/2013	39781	SocSvcAst4	N	SR11B	03	P	N	0.41	12,826	0.410	12,315
HMS301SA	2/1/2013	40516	SocSvcAid2	N	SR07A	03	P	A	0.42	19,238	0.420	10,352
HMS301SA	2/1/2013	40516	SocSvcAid2	N	SR07A	03	P	N	0.58	12,826	0.580	14,296
HMS301SA	9/9/2013	40521	SocSvcAid3	N	SR09C	03	P	A	0.42	16,438	0.420	12,111
HMS301SA	9/9/2013	40521	SocSvcAid3	N	SR09C	03	P	N	0.58	10,958	0.580	16,725
HMS301SA	4/16/2012	40742	HSP 3	N	SR20C	13	P	A	0.58	22,226	0.580	24,437
HMS301SA	4/16/2012	40742	HSP 3	N	SR20C	13	P	N	0.42	14,818	0.420	17,695
HMS301SA	6/17/2013	42325	HSP 3	N	SR20C	13	P	A	0.42	25,978	0.420	17,695
HMS301SA	6/17/2013	42325	HSP 3	N	SR20C	13	P	N	0.58	17,318	0.580	24,437
HMS301SA	9/16/2011	42326	C/A PSSpv1	N	SR25L	23	P	A	0.42	45,022	0.420	31,903
HMS301SA	9/16/2011	42326	C/A PSSpv1	N	SR25L	23	P	N	0.58	30,014	0.580	44,057
HMS301SA	12/6/2011	42329	HSP 3	N	SR20C	13	P	A	0.42	27,022	0.420	17,695
HMS301SA	12/6/2011	42329	HSP 3	N	SR20C	13	P	N	0.58	18,014	0.580	24,437
HMS301SA	10/7/2013	42334	C/A PSSpc	N	SR23F	13	P	A	1.00	24,977	1.000	55,488
HMS301SA	10/7/2013	42334	C/A PSSpc	N	SR23F	13	P	N	-	16,651	0.000	-
HMS301SA	5/23/2013	42340	SocSvcAst4	N	SR11A	03	P	A	0.42	22,507	0.420	12,111
HMS301SA	5/23/2013	42340	SocSvcAst4	N	SR11A	03	P	N	0.58	15,005	0.580	16,725
HMS301SA	7/1/2011	42345	SocSvcAst4	N	SR11C	03	P	A	0.42	17,791	0.420	13,109
HMS301SA	7/1/2011	42345	SocSvcAst4	N	SR11C	03	P	N	0.58	11,861	0.580	18,103
HMS301SA	1/2/2013	42355	SocialWkr3	N	SR20C	13	P	A	0.50	32,897	0.500	21,066
HMS301SA	1/2/2013	42355	SocialWkr3	N	SR20C	13	P	N	0.50	21,931	0.500	21,066
HMS301SA	12/17/2012	42368	SocialWkr4	N	SR22C	13	P	A	0.58	25,978	0.580	26,434
HMS301SA	12/17/2012	42368	SocialWkr4	N	SR22C	13	P	N	0.42	17,318	0.420	19,142
HMS301SA	2/16/2012	42371	HSP 4	N	SR22C	13	P	A	0.68	27,022	0.680	30,992
HMS301SA	2/16/2012	42371	HSP 4	N	SR22C	13	P	N	0.32	18,014	0.320	14,584
HMS301SA	5/16/2012	42372	HSP 3	N	SR20C	13	P	A	0.58	24,012	0.580	24,437
HMS301SA	5/16/2012	42372	HSP 3	N	SR20C	13	P	N	0.42	16,008	0.420	17,695
HMS301SA	8/1/2012	42375	HSP 4	N	SR22C	13	P	A	0.58	27,022	0.580	26,434
HMS301SA	8/1/2012	42375	HSP 4	N	SR22C	13	P	N	0.42	18,014	0.420	19,142
HMS301SA	1/16/2013	42376	HSP 3	N	SR20C	13	P	A	0.68	25,978	0.680	28,650

Department of Human Services
New Hires

Table 16

Prog ID/Org	New Hire Effective Date	Position Number	Position Title	Exempt	SR Level	BU Code	T/P	MOF	Budgeted	Budgeted	Actual	Actual
				(Y/N)					FTE	Salary	FTE	Salary
HMS301SA	1/16/2013	42376	HSP 3	N	SR20C	13	P	N	0.32	17,318	0.320	13,482
HMS301SA	10/6/2011	42377	HSP 3	N	SR20C	13	P	A	0.68	24,012	0.680	28,650
HMS301SA	10/6/2011	42377	HSP 3	N	SR20C	13	P	N	0.32	16,008	0.320	13,482
HMS301SA	8/1/2012	42524	SocSvcAst4	N	SR11A	03	P	A	0.42	16,438	0.420	12,111
HMS301SA	8/1/2012	42524	SocSvcAst4	N	SR11A	03	P	N	0.58	10,958	0.580	16,725
HMS301SA	3/1/2013	42595	HSP 4	N	SR22C	13	P	A	0.53	29,246	0.530	24,155
HMS301SA	3/1/2013	42595	HSP 4	N	SR22C	13	P	N	0.47	19,498	0.470	21,421
HMS301SA	10/16/2012	42596	HSP 3	N	SR20C	13	P	A	0.53	24,012	0.530	22,330
HMS301SA	10/16/2012	42596	HSP 3	N	SR20C	13	P	N	0.47	16,008	0.470	19,802
HMS301SA	5/10/2012	42597	HSP 3	N	SR20C	13	P	A	0.53	22,226	0.530	22,330
HMS301SA	5/10/2012	42597	HSP 3	N	SR20C	13	P	N	0.47	14,818	0.470	19,802
HMS301SA	9/4/2012	42702	OffcAsst 3	N	SR08A	63	P	A	0.50	16,438	0.500	12,834
HMS301SA	9/4/2012	42702	OffcAsst 3	N	SR08A	63	P	N	0.50	10,958	0.500	12,834
HMS301SA	12/4/2012	42702	OffcAsst 3	N	SR08A	63	P	A	0.50	16,438	0.500	12,834
HMS301SA	12/4/2012	42702	OffcAsst 3	N	SR08A	63	P	N	0.50	10,958	0.500	12,834
HMS301SA	3/5/2013	42702	OffcAsst 3	N	SR08A	63	P	A	0.50	16,438	0.500	12,834
HMS301SA	3/5/2013	42702	OffcAsst 3	N	SR08A	63	P	N	0.50	10,958	0.500	12,834
HMS301SA	5/16/2013	42702	OffcAsst 3	N	SR08A	03	P	A	0.50	16,438	0.500	12,834
HMS301SA	5/16/2013	42702	OffcAsst 3	N	SR08A	03	P	N	0.50	10,958	0.500	12,834
HMS301SA	10/8/2012	43530	Secy 2	N	SR14A	03	P	A	0.53	28,462	0.530	17,185
HMS301SA	10/8/2012	43530	Secy 2	N	SR14A	03	P	N	0.47	18,974	0.470	15,239
HMS301SA	5/1/2013	43530	Secy 2	N	SR14D	03	P	A	0.53	28,462	0.530	19,353
HMS301SA	5/1/2013	43530	Secy 2	N	SR14D	03	P	N	0.47	18,974	0.470	17,163
HMS301SA	6/3/2013	43767	SocSvcAst4	N	SR11A	03	P	A	0.42	17,122	0.420	12,111
HMS301SA	6/3/2013	43767	SocSvcAst4	N	SR11A	03	P	N	0.58	11,414	0.580	16,725
HMS301SA	2/11/2013	43997	SocSvcAst4	N	SR11I	03	P	A	0.42	17,122	0.420	16,582
HMS301SA	2/11/2013	43997	SocSvcAst4	N	SR11I	03	P	N	0.58	11,414	0.580	22,898
HMS301SA	6/17/2013	44099	SocialWkr5	N	SR24C	13	P	A	0.68	40,111	0.680	34,892
HMS301SA	6/17/2013	44099	SocialWkr5	N	SR24C	13	P	N	0.32	26,741	0.320	16,420
HMS301SA	6/1/2012	44240	HSP 2	N	SR18C	13	P	A	0.68	25,978	0.680	26,512
HMS301SA	6/1/2012	44240	HSP 2	N	SR18C	13	P	N	0.32	17,318	0.320	12,476
HMS301SA	1/2/2013	44562	SocSvcAid3	N	SR09A	63	P	A	0.58	14,047	0.580	15,490
HMS301SA	1/2/2013	44562	SocSvcAid3	N	SR09A	63	P	N	0.42	9,365	0.420	11,217
HMS301SA	4/2/2013	44562	SocSvcAid3	N	SR09A	63	P	A	0.58	14,047	0.580	15,490

Department of Human Services
New Hires

Table 16

Prog ID/Org	New Hire Effective Date	Position Number	Position Title	Exempt	SR Level	BU Code	T/P	MOF	Budgeted	Budgeted	Actual	Actual
				(Y/N)					FTE	Salary	FTE	Salary
HMS301SA	4/2/2013	44562	SocSvcAid3	N	SR09A	63	P	N	0.42	9,365	0.420	11,217
HMS301SA	7/2/2013	44562	SocSvcAid3	N	SR09A	63	P	A	0.58	14,047	0.580	15,490
HMS301SA	7/2/2013	44562	SocSvcAid3	N	SR09A	63	P	N	0.42	9,365	0.420	11,217
HMS301SA	10/2/2013	44562	SocSvcAid3	N	SR09A	63	P	A	0.58	14,047	0.580	15,490
HMS301SA	10/2/2013	44562	SocSvcAid3	N	SR09A	63	P	N	0.42	9,365	0.420	11,217
HMS301SA	11/16/2012	44704	SocialWkr4	N	SR22C	13	P	A	0.42	27,022	0.420	19,142
HMS301SA	11/16/2012	44704	SocialWkr4	N	SR22C	13	P	N	0.58	18,014	0.580	26,434
HMS301SA	5/29/2012	44705	HSP 2	N	SR18C	73	P	A	0.42	32,465	0.420	16,371
HMS301SA	5/29/2012	44705	HSP 2	N	SR18C	73	P	N	0.58	21,643	0.580	22,608
HMS301SA	8/28/2012	44705	HSP 2	N	SR18C	73	P	A	0.42	32,465	0.420	16,371
HMS301SA	8/28/2012	44705	HSP 2	N	SR18C	73	P	N	0.58	21,643	0.580	22,608
HMS301SA	8/26/2013	44705	HSP 2	N	SR18C	13	P	A	0.42	32,465	0.420	17,030
HMS301SA	8/26/2013	44705	HSP 2	N	SR18C	13	P	N	0.58	21,643	0.580	23,518
HMS301SA	10/14/2013	44793	C/A PSSpc	N	SR23I	13	P	A	0.42	33,458	0.420	26,218
HMS301SA	10/14/2013	44793	C/A PSSpc	N	SR23I	13	P	N	0.58	22,306	0.580	36,206
HMS301SA	8/1/2012	44844	SocialWkr2	N	SR18C	13	P	A	0.28	27,022	0.280	10,917
HMS301SA	8/1/2012	44844	SocialWkr2	N	SR18C	13	P	N	0.72	18,014	0.720	28,071
HMS301SA	1/16/2013	4538	HSP 4	N	SR22C	13	P	A	0.42	25,978	0.420	19,142
HMS301SA	1/16/2013	4538	HSP 4	N	SR22C	13	P	N	0.58	17,318	0.580	26,434
HMS301SA	7/16/2013	4545	HSP 3	N	SR20C	13	P	A	0.68	24,977	0.680	29,792
HMS301SA	7/16/2013	4545	HSP 3	N	SR20C	13	P	N	0.32	16,651	0.320	14,020
HMS301SA	11/16/2012	46327	OffcAsst 3	N	SR08A	03	P	A	1.00	14,630	1.000	25,668
HMS301SA	11/16/2012	46327	OffcAsst 3	N	SR08A	03	P	N	-	9,754	0.000	-
HMS301SA	9/4/2012	46328	OffcAsst 3	N	SR08A	63	P	A	1.00	15,221	1.000	25,667
HMS301SA	9/4/2012	46328	OffcAsst 3	N	SR08A	63	P	N	-	10,147	0.000	-
HMS301SA	11/16/2012	46328	OffcAsst 3	N	SR08A	03	P	A	1.00	15,221	1.000	25,668
HMS301SA	11/16/2012	46328	OffcAsst 3	N	SR08A	03	P	N	-	10,147	0.000	-
HMS301SA	6/3/2013	46328	OffcAsst 3	N	SR08A	03	P	A	1.00	15,221	1.000	25,668
HMS301SA	6/3/2013	46328	OffcAsst 3	N	SR08A	03	P	N	-	10,147	0.000	-
HMS301SA	9/17/2012	46353	C/A PSSpc	N	SR23C	73	P	A	1.00	31,745	1.000	47,403
HMS301SA	9/17/2012	46353	C/A PSSpc	N	SR23C	73	P	N	-	21,163	0.000	-
HMS301SA	11/20/2012	46353	C/A PSSpc	N	SR23C	73	P	A	1.00	31,745	1.000	47,403
HMS301SA	11/20/2012	46353	C/A PSSpc	N	SR23C	73	P	N	-	21,163	0.000	-
HMS301SA	1/16/2013	46353	HSP 4	N	SR22C	13	P	A	1.00	31,745	1.000	45,576

Department of Human Services
New Hires

Table 16

Prog ID/Org	New Hire Effective Date	Position Number	Position Title	Exempt	SR Level	BU Code	T/P	MOF	Budgeted	Budgeted	Actual	Actual
				(Y/N)					FTE	Salary	FTE	Salary
HMS301SA	1/16/2013	46353	HSP 4	N	SR22C	13	P	N	-	21,163	0.000	-
HMS301SA	1/14/2013	46377	Secy 2	N	SR14H	03	P	A	1.00	21,643	1.000	42,684
HMS301SA	1/14/2013	46377	Secy 2	N	SR14H	03	P	N	-	14,429	0.000	-
HMS301SA	5/3/2013	46378	SocSvcAid3	N	SR09A	63	P	A	1.00	17,791	1.000	26,707
HMS301SA	5/3/2013	46378	SocSvcAid3	N	SR09A	63	P	N	-	11,861	0.000	-
HMS301SA	8/2/2013	46378	SocSvcAid3	N	SR09A	63	P	A	1.00	17,791	1.000	26,707
HMS301SA	8/2/2013	46378	SocSvcAid3	N	SR09A	63	P	N	-	11,861	0.000	-
HMS301SA	10/31/2013	46378	SocSvcAid3	N	SR09A	63	P	A	1.00	17,791	1.000	26,707
HMS301SA	10/31/2013	46378	SocSvcAid3	N	SR09A	63	P	N	-	11,861	0.000	-
HMS301SA	2/16/2012	46379	EliWkr1	N	SR12H	03	P	A	1.00	19,987	1.000	39,480
HMS301SA	2/16/2012	46379	EliWkr1	N	SR12H	03	P	N	-	13,325	0.000	-
HMS301SA	7/3/2012	46383	SocSvcAst4	N	SR11A	63	P	A	1.00	16,438	1.000	28,829
HMS301SA	7/3/2012	46383	SocSvcAst4	N	SR11A	63	P	N	-	10,958	0.000	-
HMS301SA	11/16/2012	46383	SocSvcAid2	N	SR07A	03	P	A	1.00	16,438	1.000	24,648
HMS301SA	11/16/2012	46383	SocSvcAid2	N	SR07A	03	P	N	-	10,958	0.000	-
HMS301SA	3/9/2012	46384	SocSvcAst4	N	SR11A	03	P	A	1.00	17,122	1.000	28,836
HMS301SA	3/9/2012	46384	SocSvcAst4	N	SR11A	03	P	N	-	11,414	0.000	-
HMS301SA	7/20/2011	46385	SocSvcAst4	N	SR11E	03	P	A	1.00	19,238	1.000	33,756
HMS301SA	7/20/2011	46385	SocSvcAst4	N	SR11E	03	P	N	-	12,826	0.000	-
HMS301SA	6/10/2013	46385	SocSvcAst4	N	SR11D	03	P	A	1.00	19,238	1.000	32,424
HMS301SA	6/10/2013	46385	SocSvcAst4	N	SR11D	03	P	N	-	12,826	0.000	-
HMS301SA	9/18/2012	46387	Secy 1	N	SR12A	03	P	A	1.00	23,393	1.000	30,036
HMS301SA	9/18/2012	46387	Secy 1	N	SR12A	03	P	N	-	15,595	0.000	-
HMS301SA	10/9/2013	4679	C/A PSSpc	N	SR23C	73	P	A	0.42	38,131	0.420	19,909
HMS301SA	10/9/2013	4679	C/A PSSpc	N	SR23C	73	P	N	0.58	25,421	0.580	27,494
HMS301SA	6/3/2013	47414	HSP 3	N	SR20C	13	P	A	0.68	31,637	0.680	28,650
HMS301SA	6/3/2013	47414	HSP 3	N	SR20C	13	P	N	0.32	21,091	0.320	13,482
HMS301SA	5/1/2012	47422	EliWkr2	N	SR14E	03	P	A	1.00	26,323	1.000	37,968
HMS301SA	5/1/2012	47422	EliWkr2	N	SR14E	03	P	N	-	17,549	0.000	-
HMS301SA	6/18/2012	47423	EliWkr3	N	SR16K	03	P	A	1.00	28,462	1.000	51,936
HMS301SA	6/18/2012	47423	EliWkr3	N	SR16K	03	P	N	-	18,974	0.000	-
HMS301SA	2/1/2013	47442	SocSvcAst4	N	SR11H	03	P	A	1.00	16,438	1.000	37,968
HMS301SA	2/1/2013	47442	SocSvcAst4	N	SR11H	03	P	N	-	10,958	0.000	-
HMS301SA	10/3/2011	47453	EliWkr5	N	SR20G	04	P	A	0.75	29,606	0.750	38,952

Department of Human Services
New Hires

Table 16

Prog ID/Org	New Hire Effective Date	Position Number	Position Title	Exempt	SR Level	BU Code	T/P	MOF	Budgeted	Budgeted	Actual	Actual
				(Y/N)					FTE	Salary	FTE	Salary
HMS301SA	10/3/2011	47453	EliWkr5	N	SR20G	04	P	N	0.25	19,738	0.250	12,984
HMS301SA	12/3/2012	5613	SocialWkr3	N	SR20C	13	P	A	0.68	27,022	0.680	28,650
HMS301SA	12/3/2012	5613	SocialWkr3	N	SR20C	13	P	N	0.32	18,014	0.320	13,482
HMS301SA	4/8/2013	6398	C/A PSSpv1	N	SR25F	23	P	A	0.42	42,221	0.420	25,210
HMS301SA	4/8/2013	6398	C/A PSSpv1	N	SR25F	23	P	N	0.58	28,147	0.580	34,814
HMS301SA	9/16/2011	6418	C/A PSSpc	N	SR23G	13	P	A	0.42	31,637	0.420	23,310
HMS301SA	9/16/2011	6418	C/A PSSpc	N	SR23G	13	P	N	0.58	21,091	0.580	32,190
HMS301SA	4/23/2012	7705	HSP 3	N	SR20C	73	P	A	0.42	27,022	0.420	17,699
HMS301SA	4/23/2012	7705	HSP 3	N	SR20C	73	P	N	0.58	18,014	0.580	24,442
HMS301SA	6/29/2012	7705	HSP 3	N	SR20C	13	P	A	0.42	27,022	0.420	17,695
HMS301SA	6/29/2012	7705	HSP 3	N	SR20C	13	P	N	0.58	18,014	0.580	24,437
HMS301SA	4/16/2013	7706	SocialWkr4	N	SR22C	13	P	A	0.58	27,022	0.580	26,434
HMS301SA	4/16/2013	7706	SocialWkr4	N	SR22C	13	P	N	0.42	18,014	0.420	19,142
HMS302DA	7/26/2012	118251	Secy 2	N	SR14A	03	P	A	0.50	15,402	0.500	16,212
HMS302DA	7/26/2012	118251	Secy 2	N	SR14A	03	P	N	0.50	15,402	0.500	16,212
HMS302DA	10/30/2012	120654	SocialWkr4	N	SR22I	13	P	A	0.50	21,648	0.500	28,854
HMS302DA	10/30/2012	120654	SocialWkr4	N	SR22I	13	P	N	0.50	21,648	0.500	28,854
HMS302DA	10/16/2012	120655	SocialWkr4	N	SR22I	13	P	A	0.50	21,648	0.500	28,854
HMS302DA	10/16/2012	120655	SocialWkr4	N	SR22I	13	P	N	0.50	21,648	0.500	28,854
HMS302DA	10/11/2011	1680	SocialWkr3	N	SR20F	13	P	A	0.50	22,518	0.500	23,706
HMS302DA	10/11/2011	1680	SocialWkr3	N	SR20F	13	P	N	0.50	22,518	0.500	23,706
HMS302DA	6/18/2012	23706	HSP 6	N	SR26G	13	DA	P	0.50	33,354	0.500	32,460
HMS302DA	6/18/2012	23706	HSP 6	N	SR26G	13	DA	P	0.50	33,354	0.500	32,460
HMS302DA	8/22/2011	24656	SocialWkr5	N	SR24I	13	DA	P	0.50	32,118	0.500	32,460
HMS302DA	8/22/2011	24656	SocialWkr5	N	SR24I	13	DA	P	0.50	32,118	0.500	32,460
HMS302DA	1/9/2013	24656	SocialWkr5	N	SR24J	13	DA	P	0.50	32,118	0.500	33,744
HMS302DA	1/9/2013	24656	SocialWkr5	N	SR24J	13	DA	P	0.50	32,118	0.500	33,744
HMS302DA	6/18/2012	36796	SocialWkr3	N	SR20C	13	P	A	0.50	20,010	0.500	21,066
HMS302DA	6/18/2012	36796	SocialWkr3	N	SR20C	13	P	N	0.50	20,010	0.500	21,066
HMS302DA	10/1/2013	36796	SocialWkr3	N	SR20H	13	P	A	0.50	20,010	0.500	26,682
HMS302DA	10/1/2013	36796	SocialWkr3	N	SR20H	13	P	N	0.50	20,010	0.500	26,682
HMS302DA	12/3/2012	36936	HSP 3	N	SR20C	13	P	A	0.50	20,010	0.500	21,066
HMS302DA	12/3/2012	36936	HSP 3	N	SR20C	13	P	N	0.50	20,010	0.500	21,066
HMS302DA	4/16/2012	46911	SocialWkr5	N	SR24J	13	P	A	0.50	24,372	0.500	33,744

Department of Human Services
New Hires

Table 16

Prog ID/Org	New Hire Effective Date	Position Number	Position Title	Exempt	SR Level	BU Code	T/P	MOF	Budgeted	Budgeted	Actual	Actual
				(Y/N)					FTE	Salary	FTE	Salary
HMS302DA	4/16/2012	46911	SocialWkr5	N	SR24J	13	P	N	0.50	24,372	0.500	33,744
HMS302DA	4/16/2012	47445	HSP 1	N	SR16C	13	P	A	0.50	20,010	0.500	18,012
HMS302DA	4/16/2012	47445	HSP 1	N	SR16C	13	P	N	0.50	20,010	0.500	18,012
HMS302DA	10/11/2011	47448	HSP 1	N	SR16K	13	P	A	0.50	23,430	0.500	24,666
HMS302DA	10/11/2011	47448	HSP 1	N	SR16K	13	P	N	0.50	23,430	0.500	24,666
HMS302DA	5/1/2012	6721	HSP 1	N	SR16D	13	P	A	0.50	20,010	0.500	18,726
HMS302DA	5/1/2012	6721	HSP 1	N	SR16D	13	P	N	0.50	20,010	0.500	18,726
HMS501YA	2/1/2012	108907	SocSvcProf	Y	SRNA	73	T	N	0.50	21,837	0.475	21,840
HMS501YA	2/16/2012	117955	Cld&YthPS5	N	SR24E	13	P	A	1.00	48,744	1.000	55,500
HMS501YA	8/1/2011	120293	SocSvcProf	Y	SRNA	13	P	A	1.00	59,304	1.000	62,424
HMS501YA	2/1/2012	120294	SocSvcProf	Y	SRNA	13	P	A	1.00	43,296	1.000	47,400
HMS501YA	4/16/2012	120295	Clerical	Y	SRNA	03	T	A	1.00	30,802	1.000	30,804
HMS501YA	8/1/2012	34341	Cld&YthPS5	N	SR24C	13	P	A	1.00	48,744	1.000	51,312
HMS501YA	1/2/2013	39237	Cld&YthPS5	N	SR24M	13	P	A	1.00	43,296	1.000	75,960
HMS501YA	9/7/2011	43702	Chd&YPDvOf	N	EM03	35	P	A	1.00	76,788	1.000	77,244
HMS501YA	5/1/2012	43703	CorrPgmSp2	N	SR24C	13	P	A	1.00	48,744	1.000	51,312
HMS501YA	5/1/2012	47413	PAuditClk1	N	SR11C	03	P	A	1.00	29,652	1.000	31,212
HMS503YB	9/12/2011	117167	YCO (E)	N	CO0401	10	P	A	1.00	40,164	1.000	40,164
HMS503YB	7/2/2012	117167	YCO (E)	N	CO0401	10	P	A	1.00	40,164	1.000	40,164
HMS503YB	9/12/2011	117169	YCO (E)	N	CO0401	10	P	A	1.00	40,164	1.000	40,164
HMS503YB	11/14/2011	117174	YCO (E)	N	CO0401	10	P	A	1.00	40,164	1.000	40,164
HMS503YB	7/18/2011	117182	YCO (E)	N	CO0401	10	P	A	1.00	40,164	1.000	40,164
HMS503YB	7/2/2012	117183	YCO (E)	N	CO0401	10	P	A	1.00	40,164	1.000	40,164
HMS503YB	11/14/2011	117215	CorRecrSp2	N	SR18C	73	P	A	1.00	37,045	1.000	37,045
HMS503YB	1/5/2012	117215	CorRecrSp2	N	SR18C	13	P	A	1.00	37,045	1.000	38,988
HMS503YB	3/1/2012	117903	Invstgr 4	N	SR22C	13	P	A	1.00	43,296	1.000	45,576
HMS503YB	4/1/2013	117906	Pms 3	N	SR20C	73	P	A	1.00	43,296	1.000	42,132
HMS503YB	10/29/2012	118511	GenProf 3	N	SR20F	13	P	A	1.00	43,824	1.000	47,412
HMS503YB	7/18/2011	118921	Corrs Mgr3	N	EM05	35	P	A	1.00	70,932	1.000	74,664
HMS503YB	4/2/2012	119475	OffcAsst 4	N	SR10F	03	P	A	1.00	27,396	1.000	33,756
HMS503YB	7/4/2011	16021	YC Supvr	N	CO0801	20	P	A	1.00	48,948	1.000	48,948
HMS503YB	7/1/2011	2431	YCO (FP)	N	CO06Z1	10	P	A	1.00	50,904	1.000	48,132
HMS503YB	3/16/2012	2465	InsFcsSpt1	N	SR21I	04	P	A	1.00	40,548	1.000	58,440
HMS503YB	1/5/2012	2472	CorRecrSp2	N	SR18C	13	P	A	1.00	37,044	1.000	38,988

Department of Human Services
New Hires

Table 16

Prog ID/Org	New Hire Effective Date	Position Number	Position Title	Exempt	SR Level	BU Code	T/P	MOF	Budgeted	Budgeted	Actual	Actual
				(Y/N)					FTE	Salary	FTE	Salary
HMS503YB	1/5/2012	28696	Grndskeep2	N	WS02A	01	P	A	1.00	35,544	1.000	35,544
HMS503YB	10/1/2012	34360	Pers Clk 3	N	SR09A	63	P	A	1.00	30,804	1.000	26,700
HMS503YB	3/1/2013	39715	RN 3	N	SR20B	09	P	A	1.00	68,736	1.000	71,484
HMS503YB	9/4/2012	51791	YCO (E)	N	CO0401	10	P	A	1.00	43,404	1.000	40,164
HMS503YB	5/16/2013	51791	YCO (E)	N	CO0401	10	P	A	1.00	43,404	1.000	41,448
HMS503YB	10/1/2012	51794	YCO (E)	N	CO0401	10	P	A	1.00	40,164	1.000	40,164
HMS503YB	3/27/2013	6005	Pers Clk 3	N	SR09A	63	P	A	1.00	33,312	1.000	26,707
HMS503YB	6/17/2013	6005	Pers Clk 3	N	SR09A	63	P	A	1.00	33,312	1.000	26,700
HMS503YB	7/18/2011	7119	YCO (E)	N	CO0401	10	P	A	1.00	40,164	1.000	40,164
HMS503YB	9/12/2011	7119	YCO (E)	N	CO0401	10	P	A	1.00	40,164	1.000	40,164
HMS503YB	5/16/2013	7119	YCO (E)	N	CO0401	10	P	A	1.00	40,164	1.000	41,448
HMS503YB	7/2/2012	9189	YCO (E)	N	CO0401	10	P	A	1.00	40,164	1.000	40,164
HMS601TA	10/16/2012	100461	SocSvcAst4	N	SR11F	03	P	A	0.50	24,384	0.500	17,532
HMS601TA	10/16/2012	100461	SocSvcAst4	N	SR11F	03	P	N	0.50	-	0.500	17,532
HMS601TA	3/12/2012	100501	SocSvcAst4	N	SR11A	03	P	A	1.00	27,396	1.000	28,836
HMS601TA	4/1/2013	100501	SocSvcAst4	N	SR11E	03	P	A	1.00	27,396	1.000	33,756
HMS601TA	5/1/2012	100504	RN 4	N	SR22B	09	P	A	1.00	94,104	1.000	75,780
HMS601TA	6/1/2012	100505	HSP 4	N	SR22J	13	P	A	0.50	43,296	0.500	30,012
HMS601TA	6/1/2012	100505	HSP 4	N	SR22J	13	P	N	0.50	-	0.500	30,012
HMS601TA	10/7/2013	101628	Auditor 3	N	SR20C	13	P	A	1.00	40,020	1.000	43,812
HMS601TA	9/16/2011	10393	Secy 2	N	SR14B	03	P	N	1.00	32,064	1.000	33,756
HMS601TA	9/20/2012	112312	RN 4	N	SR22E	09	P	A	0.46	85,248	0.460	39,214
HMS601TA	9/20/2012	112312	RN 4	N	SR22E	09	P	N	0.54	-	0.540	46,034
HMS601TA	12/26/2012	112314	RN 4	N	SR22B	79	P	A	0.46	85,248	0.460	34,856
HMS601TA	12/26/2012	112314	RN 4	N	SR22B	79	P	N	0.54	-	0.540	40,918
HMS601TA	3/27/2013	112314	RN 4	N	SR22B	79	P	A	0.46	85,248	0.460	34,856
HMS601TA	3/27/2013	112314	RN 4	N	SR22B	79	P	N	0.54	-	0.540	40,918
HMS601TA	5/16/2013	112314	RN 4	N	SR22B	09	P	A	0.46	85,248	0.460	37,707
HMS601TA	5/16/2013	112314	RN 4	N	SR22B	09	P	N	0.54	-	0.540	44,265
HMS601TA	2/1/2013	113210	SocialWkr3	N	SR20C	13	T	N	1.00	40,020	1.000	42,132
HMS601TA	6/17/2013	113211	HSP 3	N	SR20C	73	T	N	1.00	43,296	1.000	42,132
HMS601TA	12/27/2012	120789	FstrGrdpPS	N	SR20G	13	P	N	0.50	23,430	0.500	24,666
HMS601TA	9/16/2011	14124	Secy 1	N	SR12D	03	P	A	1.00	32,064	1.000	33,756
HMS601TA	12/3/2012	14124	Secy 1	N	SR12D	03	P	A	1.00	32,064	1.000	33,756

Department of Human Services
New Hires

Table 16

Prog ID/Org	New Hire Effective Date	Position Number	Position Title	Exempt	SR Level	BU Code	T/P	MOF	Budgeted	Budgeted	Actual	Actual
				(Y/N)					FTE	Salary	FTE	Salary
HMS601TA	9/12/2011	1667	C/A PSSpc	N	SR23F	13	P	A	1.00	50,688	1.000	53,352
HMS601TA	11/16/2011	17391	C/A PSSpc	N	SR23F	13	P	A	1.00	50,688	1.000	53,352
HMS601TA	4/2/2012	17694	C/A PSSpc	N	SR23I	13	P	A	1.00	43,296	1.000	60,024
HMS601TA	5/6/2013	22425	SocSvcMgr1	N	EM05	35	P	A	1.00	40,020	1.000	90,828
HMS601TA	5/6/2013	22425	SocSvcMgr1	N	EM05	35	P	A	1.00	40,020	1.000	90,828
HMS601TA	12/3/2012	22907	OffcAsst 3	N	SR08A	03	P	A	1.00	24,384	1.000	25,668
HMS601TA	9/27/2011	25276	SocialWkr5	N	SR24J	13	P	A	1.00	48,744	1.000	67,488
HMS601TA	6/18/2012	25276	SocialWkr5	N	SR24C	13	P	A	1.00	48,744	1.000	51,312
HMS601TA	5/1/2012	26588	SocSvcAst4	N	SR11A	03	P	A	1.00	27,396	1.000	28,836
HMS601TA	4/16/2012	26711	C/A PSSpc	N	SR23E	13	P	A	1.00	57,024	1.000	51,312
HMS601TA	8/22/2011	26713	C/A PSSpc	N	SR23I	13	P	N	1.00	57,024	1.000	60,024
HMS601TA	8/27/2012	26713	C/A PSSpc	N	SR23D	13	P	N	1.00	57,024	1.000	49,332
HMS601TA	12/2/2011	28365	OffcAsst 3	N	SR08A	63	P	A	1.00	24,384	1.000	24,378
HMS601TA	3/1/2012	28365	OffcAsst 3	N	SR08A	63	P	A	1.00	24,384	1.000	25,667
HMS601TA	5/30/2012	28365	OffcAsst 3	N	SR08A	63	P	A	1.00	24,384	1.000	25,667
HMS601TA	6/29/2012	28365	OffcAsst 3	N	SR08A	03	P	A	1.00	24,384	1.000	25,668
HMS601TA	6/17/2013	28365	OffcAsst 3	N	SR08H	03	P	A	1.00	24,384	1.000	33,756
HMS601TA	8/5/2013	33484	Secy 3	N	SR16B	63	P	A	1.00	36,072	1.000	36,516
HMS601TA	1/16/2013	34116	C/A PSSpv1	N	SR25H	23	P	A	1.00	72,168	1.000	64,920
HMS601TA	3/1/2013	3516	C/A PSSpc	N	SR23M	13	P	A	1.00	57,024	1.000	70,224
HMS601TA	6/3/2013	3779	Secy 1	N	SR12A	03	P	A	1.00	32,064	1.000	30,036
HMS601TA	1/16/2013	37876	Secy 2	N	SR14D	03	P	A	1.00	24,384	1.000	36,516
HMS601TA	8/18/2011	3953	C/A PSSpv1	N	SR25H	23	P	N	1.00	67,056	1.000	64,920
HMS601TA	8/29/2011	40695	SocSvcAst4	N	SR11D	03	P	A	1.00	30,804	1.000	32,424
HMS601TA	12/3/2012	40695	SocSvcAst4	N	SR11A	03	P	A	1.00	30,804	1.000	28,836
HMS601TA	11/1/2011	40708	C/A PSSpc	N	SR23G	13	P	A	1.00	52,728	1.000	55,500
HMS601TA	1/16/2013	40745	C/A PSSpv1	N	SR25I	23	P	A	0.42	68,088	0.420	28,345
HMS601TA	1/16/2013	40745	C/A PSSpv1	N	SR25I	23	P	N	0.58	-	0.580	39,143
HMS601TA	9/28/2011	42613	C/A PSSpc	N	SR23C	13	P	A	1.00	45,036	1.000	47,412
HMS601TA	10/12/2011	45165	OffcAsst 3	N	SR08A	63	P	A	1.00	32,064	1.000	24,378
HMS601TA	11/28/2011	45165	OffcAsst 3	N	SR08H	03	P	A	1.00	32,064	1.000	33,756
HMS601TA	10/3/2011	45166	SocSvcAid3	N	SR09A	03	P	A	1.00	25,368	1.000	26,700
HMS601TA	4/16/2012	45167	SocSvcAst4	N	SR11G	03	P	A	1.00	36,072	1.000	36,516
HMS601TA	3/16/2012	45168	SocialWkr4	N	SR22C	13	P	A	1.00	45,036	1.000	45,576

Department of Human Services
New Hires

Table 16

Prog ID/Org	New Hire Effective Date	Position Number	Position Title	Exempt	SR Level	BU Code	T/P	MOF	Budgeted	Budgeted	Actual	Actual
				(Y/N)					FTE	Salary	FTE	Salary
HMS601TA	11/13/2012	45244	C/A PSSpv2	N	SR27L	23	P	A	1.00	27,396	1.000	82,128
HMS601TA	1/17/2012	45369	SocSvcAst4	N	SR11B	03	P	A	1.00	27,396	1.000	30,036
HMS601TA	6/17/2013	45597	SocSvcAst4	N	SR11C	03	P	A	1.00	36,072	1.000	31,212
HMS601TA	9/3/2013	4639	Secy 1	N	SR12H	03	P	A	1.00	42,192	1.000	39,480
HMS601TA	11/21/2011	46753	C/A PSSpv1	N	SR25L	23	P	A	1.00	72,168	1.000	75,960
HMS601TA	1/22/2013	46753	C/A PSSpv1	N	SR25J	23	P	A	1.00	72,168	1.000	70,224
HMS601TA	2/7/2012	6332	C/A PSSpv1	N	SR25I	23	P	A	1.00	75,036	1.000	67,488
HMS601TA	8/15/2011	6393	Secy 1	N	SR12C	03	P	A	1.00	30,804	1.000	32,424
HMS601TA	8/3/2011	6411	Secy 1	N	SR12B	03	P	A	1.00	29,652	1.000	31,212
HMS601TA	4/16/2013	6413	Secy 1	N	SR12E	03	P	A	1.00	36,072	1.000	35,064
HMS802GA	4/16/2012	10314	OffcAsst 3	N	SR08C	03	P	A	0.34	8,047	0.340	9,437
HMS802GA	4/16/2012	10314	OffcAsst 3	N	SR08C	03	P	N	0.66	16,337	0.660	18,319
HMS802GA	8/1/2012	10335	VocRehbSp3	N	SR20C	13	P	A	0.34	15,464	0.340	14,325
HMS802GA	8/1/2012	10335	VocRehbSp3	N	SR20C	13	P	N	0.66	31,396	0.660	27,807
HMS802GA	5/1/2012	10778	O&MobltyT3	N	SR20C	13	P	A	0.34	13,207	0.340	14,325
HMS802GA	5/1/2012	10778	O&MobltyT3	N	SR20C	13	P	N	0.66	26,813	0.660	27,807
HMS802GA	10/1/2013	10816	VocRehbSp3	N	SR20C	13	P	A	0.34	14,288	0.340	14,896
HMS802GA	10/1/2013	10816	VocRehbSp3	N	SR20C	13	P	N	0.66	29,008	0.660	28,916
HMS802GA	3/12/2012	11830	VocRehbSp4	N	SR22F	13	P	A	0.34	21,158	0.340	17,446
HMS802GA	3/12/2012	11830	VocRehbSp4	N	SR22F	13	P	N	0.66	42,958	0.660	33,866
HMS802GA	10/1/2012	118971	SocSvcAid3	N	SR09A	03	P	A	0.16	4,059	0.160	4,272
HMS802GA	10/1/2012	118971	SocSvcAid3	N	SR09A	03	P	N	0.34	8,625	0.340	9,078
HMS802GA	5/16/2013	120668	OffcAsst 3	N	SR08A	63	T	A	0.33	-	0.330	8,470
HMS802GA	5/16/2013	120668	OffcAsst 3	N	SR08A	63	T	N	0.67	21,182	0.670	17,198
HMS802GA	9/9/2013	120698	VocRehbSp2	N	SR18C	13	T	A	0.33	-	0.330	13,381
HMS802GA	9/9/2013	120698	VocRehbSp2	N	SR18C	13	T	N	0.67	27,724	0.670	27,167
HMS802GA	9/4/2013	120699	EmpServSp3	N	SR20C	13	T	A	0.33	-	0.330	14,458
HMS802GA	9/4/2013	120699	EmpServSp3	N	SR20C	13	T	N	0.67	34,956	0.670	29,354
HMS802GA	8/1/2013	120738	OffcAsst 3	N	SR08A	03	T	A	0.33	-	0.330	8,470
HMS802GA	8/1/2013	120738	OffcAsst 3	N	SR08A	03	T	N	0.67	21,182	0.670	17,198
HMS802GA	1/2/2013	12518	VocRehbSp3	N	SR20C	13	P	A	0.34	16,727	0.340	14,325
HMS802GA	1/2/2013	12518	VocRehbSp3	N	SR20C	13	P	N	0.66	33,961	0.660	27,807
HMS802GA	11/1/2013	12555	VocRehbSp3	N	SR20C	13	P	A	0.34	14,288	0.340	14,896
HMS802GA	11/1/2013	12555	VocRehbSp3	N	SR20C	13	P	N	0.66	29,008	0.660	28,916

Department of Human Services
New Hires

Table 16

Prog ID/Org	New Hire Effective Date	Position Number	Position Title	Exempt	SR Level	BU Code	T/P	MOF	Budgeted	Budgeted	Actual	Actual
				(Y/N)					FTE	Salary	FTE	Salary
HMS802GA	5/16/2013	12556	VocRehbSp4	N	SR22F	13	P	A	0.34	20,354	0.340	17,446
HMS802GA	5/16/2013	12556	VocRehbSp4	N	SR22F	13	P	N	0.66	41,326	0.660	33,866
HMS802GA	11/16/2011	12558	VocRehbMg1	N	SR24J	23	P	A	0.34	21,158	0.340	22,946
HMS802GA	11/16/2011	12558	VocRehbMg1	N	SR24J	23	P	N	0.66	42,958	0.660	44,542
HMS802GA	7/20/2011	12657	VocRehbSp4	N	SR22F	13	P	A	0.34	16,086	0.340	17,446
HMS802GA	7/20/2011	12657	VocRehbSp4	N	SR22F	13	P	N	0.66	32,658	0.660	33,866
HMS802GA	1/3/2012	12658	VocRehbSp5	N	SR24G	23	P	A	0.34	16,086	0.340	20,408
HMS802GA	1/3/2012	12658	VocRehbSp5	N	SR24G	23	P	N	0.66	32,658	0.660	39,616
HMS802GA	8/8/2011	14578	VocRehbSp1	N	SR16C	13	P	A	0.34	11,294	0.340	12,248
HMS802GA	8/8/2011	14578	VocRehbSp1	N	SR16C	13	P	N	0.66	22,930	0.660	23,776
HMS802GA	6/3/2013	14579	VocRehbSp1	N	SR16C	13	P	A	0.34	19,610	0.340	12,248
HMS802GA	6/3/2013	14579	VocRehbSp1	N	SR16C	13	P	N	0.66	39,814	0.660	23,776
HMS802GA	11/1/2013	14579	VocRehbSp1	N	SR16C	13	P	A	0.34	19,610	0.340	12,738
HMS802GA	11/1/2013	14579	VocRehbSp1	N	SR16C	13	P	N	0.66	39,814	0.660	24,726
HMS802GA	6/1/2012	14718	OffcAsst 3	N	SR08J	03	P	A	0.34	9,417	0.340	12,415
HMS802GA	6/1/2012	14718	OffcAsst 3	N	SR08J	03	P	N	0.66	19,119	0.660	24,101
HMS802GA	7/18/2011	15294	VocRehbSp4	N	SR22F	13	P	A	0.33	16,086	0.330	16,933
HMS802GA	7/18/2011	15294	VocRehbSp4	N	SR22F	13	P	N	0.67	32,658	0.670	34,379
HMS802GA	6/3/2013	15294	VocRehbSp4	N	SR22E	13	P	A	0.33	16,086	0.330	16,280
HMS802GA	6/3/2013	15294	VocRehbSp4	N	SR22E	13	P	N	0.67	32,658	0.670	33,052
HMS802GA	8/26/2013	15295	RhbTchrBI3	N	SR20E	13	P	A	0.33	15,464	0.330	15,642
HMS802GA	8/26/2013	15295	RhbTchrBI3	N	SR20E	13	P	N	0.67	31,396	0.670	31,758
HMS802GA	8/15/2013	15665	VR Admr	N	EM08	35	P	A	0.33	29,645	0.330	31,716
HMS802GA	8/15/2013	15665	VR Admr	N	EM08	35	P	N	0.67	60,187	0.670	64,392
HMS802GA	6/3/2013	15811	OffcAsst 3	N	SR08A	03	P	A	0.33	10,581	0.330	8,470
HMS802GA	6/3/2013	15811	OffcAsst 3	N	SR08A	03	P	N	0.67	21,483	0.670	17,198
HMS802GA	7/25/2011	15815	VocRehbSp5	N	SR24C	23	P	A	0.33	16,086	0.330	16,933
HMS802GA	7/25/2011	15815	VocRehbSp5	N	SR24C	23	P	N	0.67	32,658	0.670	34,379
HMS802GA	9/4/2012	15816	Secy 1	N	SR12A	03	P	A	0.33	9,417	0.330	9,912
HMS802GA	9/4/2012	15816	Secy 1	N	SR12A	03	P	N	0.67	19,119	0.670	20,124
HMS802GA	2/1/2012	15820	VocRehbSp4	N	SR22C	73	P	A	0.33	14,288	0.330	14,291
HMS802GA	2/1/2012	15820	VocRehbSp4	N	SR22C	73	P	N	0.67	29,008	0.670	29,015
HMS802GA	5/1/2012	15820	VocRehbSp4	N	SR22C	73	P	A	0.33	14,288	0.330	15,039
HMS802GA	5/1/2012	15820	VocRehbSp4	N	SR22C	73	P	N	0.67	29,008	0.670	30,534

Department of Human Services
New Hires

Table 16

Prog ID/Org	New Hire Effective Date	Position Number	Position Title	Exempt	SR Level	BU Code	T/P	MOF	Budgeted	Budgeted	Actual	Actual
				(Y/N)					FTE	Salary	FTE	Salary
HMS802GA	11/16/2012	15820	VocRehbSp1	N	SR16C	13	P	A	0.33	14,288	0.330	11,888
HMS802GA	11/16/2012	15820	VocRehbSp1	N	SR16C	13	P	N	0.67	29,008	0.670	24,136
HMS802GA	8/23/2011	15821	VocRehbSp2	N	SR18C	13	P	A	0.33	12,225	0.330	12,866
HMS802GA	8/23/2011	15821	VocRehbSp2	N	SR18C	13	P	N	0.67	24,819	0.670	26,122
HMS802GA	7/1/2013	15821	VocRehbSp1	N	SR16C	13	P	A	0.33	12,225	0.330	11,888
HMS802GA	7/1/2013	15821	VocRehbSp1	N	SR16C	13	P	N	0.67	24,819	0.670	24,136
HMS802GA	1/2/2013	15823	VocRehbSp1	N	SR16F	13	P	A	0.33	14,288	0.330	13,381
HMS802GA	1/2/2013	15823	VocRehbSp1	N	SR16F	13	P	N	0.67	29,008	0.670	27,167
HMS802GA	10/16/2013	15823	VocRehbSp1	N	SR16H	13	P	A	0.33	14,288	0.330	15,040
HMS802GA	10/16/2013	15823	VocRehbSp1	N	SR16H	13	P	N	0.67	29,008	0.670	30,536
HMS802GA	8/19/2013	1662	VocRehbSp1	N	SR16C	13	P	A	0.34	18,818	0.340	12,738
HMS802GA	8/19/2013	1662	VocRehbSp1	N	SR16C	13	P	N	0.66	38,206	0.660	24,726
HMS802GA	9/4/2012	16921	VocRehbSp1	N	SR16C	13	P	A	0.33	14,862	0.330	11,888
HMS802GA	9/4/2012	16921	VocRehbSp1	N	SR16C	13	P	N	0.67	30,174	0.670	24,136
HMS802GA	6/3/2013	16921	VocRehbSp1	N	SR16C	13	P	A	0.33	14,862	0.330	11,888
HMS802GA	6/3/2013	16921	VocRehbSp1	N	SR16C	13	P	N	0.67	30,174	0.670	24,136
HMS802GA	5/16/2013	1731	BusMgSvsBl	N	SR24C	23	P	A	0.34	13,737	0.340	17,446
HMS802GA	5/16/2013	1731	BusMgSvsBl	N	SR24C	23	P	N	0.66	27,891	0.660	33,866
HMS802GA	3/1/2012	1758	VocRehbSp5	N	SR24E	23	P	A	0.34	16,086	0.340	18,870
HMS802GA	3/1/2012	1758	VocRehbSp5	N	SR24E	23	P	N	0.66	32,658	0.660	36,630
HMS802GA	9/4/2013	17806	VocRehbSp3	N	SR20C	13	P	A	0.33	14,862	0.330	14,458
HMS802GA	9/4/2013	17806	VocRehbSp3	N	SR20C	13	P	N	0.67	30,174	0.670	29,354
HMS802GA	10/16/2013	21329	VocRehbSp1	N	SR16C	13	P	A	0.33	14,288	0.330	12,363
HMS802GA	10/16/2013	21329	VocRehbSp1	N	SR16C	13	P	N	0.67	29,008	0.670	25,101
HMS802GA	3/16/2012	22391	VocRehbSp5	N	SR24G	13	P	A	0.33	16,086	0.330	19,808
HMS802GA	3/16/2012	22391	VocRehbSp5	N	SR24G	13	P	N	0.67	32,658	0.670	40,216
HMS802GA	8/8/2011	22666	VocRehbSp5	N	SR24F	13	P	A	0.33	18,093	0.330	19,044
HMS802GA	8/8/2011	22666	VocRehbSp5	N	SR24F	13	P	N	0.67	36,735	0.670	38,664
HMS802GA	4/16/2013	22668	Secy 3	N	SR16A	63	P	A	0.33	13,923	0.330	11,571
HMS802GA	4/16/2013	22668	Secy 3	N	SR16A	63	P	N	0.67	28,269	0.670	23,493
HMS802GA	7/9/2013	23366	VedngFacSp	N	SR20E	13	P	A	0.33	13,737	0.330	15,642
HMS802GA	7/9/2013	23366	VedngFacSp	N	SR20E	13	P	N	0.67	27,891	0.670	31,758
HMS802GA	5/16/2013	24468	OffcAsst 3	N	SR08A	03	P	A	0.33	10,993	0.330	8,470
HMS802GA	5/16/2013	24468	OffcAsst 3	N	SR08A	03	P	N	0.67	22,319	0.670	17,198

Department of Human Services
New Hires

Table 16

Prog ID/Org	New Hire Effective Date	Position Number	Position Title	Exempt	SR Level	BU Code	T/P	MOF	Budgeted	Budgeted	Actual	Actual
				(Y/N)					FTE	Salary	FTE	Salary
HMS802GA	1/6/2012	24469	VocRehbSp1	N	SR16C	13	P	A	0.33	13,207	0.330	11,888
HMS802GA	1/6/2012	24469	VocRehbSp1	N	SR16C	13	P	N	0.67	26,813	0.670	24,136
HMS802GA	10/1/2013	24469	VocRehbSp1	N	SR16C	13	P	A	0.33	13,207	0.330	12,363
HMS802GA	10/1/2013	24469	VocRehbSp1	N	SR16C	13	P	N	0.67	26,813	0.670	25,101
HMS802GA	3/11/2013	28207	VocRehbSp5	N	SR24F	13	P	A	0.33	16,086	0.330	19,044
HMS802GA	3/11/2013	28207	VocRehbSp5	N	SR24F	13	P	N	0.67	32,658	0.670	38,664
HMS802GA	2/16/2012	30550	VocRehbSp4	N	SR22C	13	P	A	0.33	11,294	0.330	15,040
HMS802GA	2/16/2012	30550	VocRehbSp4	N	SR22C	13	P	N	0.67	22,930	0.670	30,536
HMS802GA	9/6/2011	31344	VocRehbSp2	N	SR18C	13	P	A	0.33	12,225	0.330	12,866
HMS802GA	9/6/2011	31344	VocRehbSp2	N	SR18C	13	P	N	0.67	24,819	0.670	26,122
HMS802GA	1/13/2012	31346	VocRehbSp2	N	SR18C	13	P	A	0.33	13,207	0.330	12,866
HMS802GA	1/13/2012	31346	VocRehbSp2	N	SR18C	13	P	N	0.67	26,813	0.670	26,122
HMS802GA	12/18/2012	31515	OffcAsst 3	N	SR08A	03	P	A	0.33	8,047	0.330	8,470
HMS802GA	12/18/2012	31515	OffcAsst 3	N	SR08A	03	P	N	0.67	16,337	0.670	17,198
HMS802GA	8/23/2011	32650	VocRehbSp2	N	SR18C	13	P	A	0.33	12,225	0.330	12,866
HMS802GA	8/23/2011	32650	VocRehbSp2	N	SR18C	13	P	N	0.67	24,819	0.670	26,122
HMS802GA	9/4/2012	32650	VocRehbSp3	N	SR20C	13	P	A	0.33	12,225	0.330	13,904
HMS802GA	9/4/2012	32650	VocRehbSp3	N	SR20C	13	P	N	0.67	24,819	0.670	28,228
HMS802GA	1/2/2013	32650	VocRehbSp1	N	SR16D	13	P	A	0.33	12,225	0.330	12,359
HMS802GA	1/2/2013	32650	VocRehbSp1	N	SR16D	13	P	N	0.67	24,819	0.670	25,093
HMS802GA	1/7/2013	3420	VocRehbSp4	N	SR22D	13	P	A	0.34	14,288	0.340	16,120
HMS802GA	1/7/2013	3420	VocRehbSp4	N	SR22D	13	P	N	0.66	29,008	0.660	31,292
HMS802GA	7/16/2012	3424	Secy 4	N	SR18G	63	P	A	0.34	18,323	0.340	16,336
HMS802GA	7/16/2012	3424	Secy 4	N	SR18G	63	P	N	0.66	37,201	0.660	31,712
HMS802GA	3/11/2013	3455	VocRehbMg1	N	SR24L	23	P	A	0.34	23,815	0.340	24,835
HMS802GA	3/11/2013	3455	VocRehbMg1	N	SR24L	23	P	N	0.66	48,353	0.660	48,209
HMS802GA	9/17/2012	38991	SocSvcAst4	N	SR11A	03	P	A	0.33	9,041	0.330	9,516
HMS802GA	9/17/2012	38991	SocSvcAst4	N	SR11A	03	P	N	0.67	18,355	0.670	19,320
HMS802GA	8/16/2011	4327	Secy 2	N	SR14B	03	P	A	0.34	10,581	0.340	11,477
HMS802GA	8/16/2011	4327	Secy 2	N	SR14B	03	P	N	0.66	21,483	0.660	22,279
HMS802GA	11/1/2011	4534	EmpServSp3	N	SR20C	13	P	A	0.34	13,207	0.340	14,325
HMS802GA	11/1/2011	4534	EmpServSp3	N	SR20C	13	P	N	0.66	26,813	0.660	27,807
HMS802GA	12/3/2012	51815	RhbTchrBI3	N	SR20C	13	P	A	0.33	12,211	0.330	13,904
HMS802GA	12/3/2012	51815	RhbTchrBI3	N	SR20C	13	P	N	0.67	24,819	0.670	28,228

Department of Human Services
New Hires

Table 16

Prog ID/Org	New Hire Effective Date	Position Number	Position Title	Exempt	SR Level	BU Code	T/P	MOF	Budgeted	Budgeted	Actual	Actual
				(Y/N)					FTE	Salary	FTE	Salary
HMS802GA	8/2/2011	5393	VocRehbSp3	N	SR20C	13	P	A	0.34	13,207	0.340	14,325
HMS802GA	8/2/2011	5393	VocRehbSp3	N	SR20C	13	P	N	0.66	26,813	0.660	27,807
HMS802GA	1/11/2012	5393	VocRehbSp1	N	SR16C	13	P	A	0.34	13,207	0.340	12,248
HMS802GA	1/11/2012	5393	VocRehbSp1	N	SR16C	13	P	N	0.66	26,813	0.660	23,776
HMS802GA	9/1/2011	5572	VR Mgr2	N	EM03	35	P	A	0.34	22,390	0.340	24,280
HMS802GA	9/1/2011	5572	VR Mgr2	N	EM03	35	P	N	0.66	45,458	0.660	47,132
HMS802GA	1/7/2013	5826	VocRehbSp5	N	SR24C	23	P	A	0.34	16,086	0.340	17,446
HMS802GA	1/7/2013	5826	VocRehbSp5	N	SR24C	23	P	N	0.66	32,658	0.660	33,866
HMS802GA	2/1/2012	5828	Secy 3	N	SR16H	03	P	A	0.34	10,993	0.340	15,700
HMS802GA	2/1/2012	5828	Secy 3	N	SR16H	03	P	N	0.66	22,319	0.660	30,476
HMS802GA	12/3/2012	8733	Secy 2	N	SR14E	03	P	A	0.34	15,064	0.340	12,909
HMS802GA	12/3/2012	8733	Secy 2	N	SR14E	03	P	N	0.66	30,584	0.660	25,059
HMS888CW	12/1/2011	101624	SocSvcProf	Y	SRNA	13	T	A	1.00	55,968	1.000	58,908
HMS888CW	10/16/2012	45432	Secy 1	N	SR12A	03	P	A	1.00	43,296	1.000	30,036
HMS901MA	4/16/2013	118562	GenProf 6	N	SR26G	13	P	A	0.75	51,129	0.750	48,690
HMS901MA	4/16/2013	118562	GenProf 6	N	SR26G	13	P	N	0.25	17,043	0.250	16,230
HMS901MA	11/1/2012	1751	Secy 2	N	SR14F	03	P	A	0.95	23,103	0.950	37,506
HMS901MA	11/1/2012	1751	Secy 2	N	SR14F	03	P	N	0.05	7,701	0.050	1,974
HMS901MA	5/16/2013	23326	OffcAsst 3	N	SR08A	03	P	A	0.75	21,402	0.750	19,251
HMS901MA	5/16/2013	23326	OffcAsst 3	N	SR08A	03	P	N	0.25	7,134	0.250	6,417
HMS901MA	6/4/2012	24433	SocialWkr4	N	SR22D	13	P	A	0.75	32,472	0.750	35,559
HMS901MA	6/4/2012	24433	SocialWkr4	N	SR22D	13	P	N	0.25	10,824	0.250	11,853
HMS901MA	10/24/2011	24435	SocialWkr4	N	SR22G	13	P	A	0.75	38,493	0.750	40,014
HMS901MA	10/24/2011	24435	SocialWkr4	N	SR22G	13	P	N	0.25	12,831	0.250	13,338
HMS901MA	2/1/2012	24830	HSP 4	N	SR22G	13	P	A	0.75	32,472	0.750	40,014
HMS901MA	2/1/2012	24830	HSP 4	N	SR22G	13	P	N	0.25	10,824	0.250	13,338
HMS901MA	11/16/2012	26354	PubWelfAdr	N	EM08	35	P	A	0.75	59,166	0.750	62,280
HMS901MA	11/16/2012	26354	PubWelfAdr	N	EM08	35	P	N	0.25	19,722	0.250	20,760
HMS901MA	2/16/2012	36554	HSP 5	N	SR24J	13	P	A	0.75	36,558	0.750	50,616
HMS901MA	2/16/2012	36554	HSP 5	N	SR24J	13	P	N	0.25	12,186	0.250	16,872
HMS901MA	11/21/2011	40893	SocialWkr5	N	SR24J	13	P	A	0.75	48,087	0.750	50,616
HMS901MA	11/21/2011	40893	SocialWkr5	N	SR24J	13	P	N	0.25	16,029	0.250	16,872
HMS901MA	9/16/2013	41561	SocialWkr4	N	SR22C	13	P	A	0.75	41,121	0.750	35,550
HMS901MA	9/16/2013	41561	SocialWkr4	N	SR22C	13	P	N	0.25	13,707	0.250	11,850

Department of Human Services
New Hires

Table 16

Prog ID/Org	New Hire Effective Date	Position Number	Position Title	Exempt	SR Level	BU Code	T/P	MOF	Budgeted	Budgeted	Actual	Actual
				(Y/N)					FTE	Salary	FTE	Salary
HMS901MA	10/9/2012	46389	Planner 5	N	SR24K	13	P	A	0.75	36,558	0.750	52,668
HMS901MA	10/9/2012	46389	Planner 5	N	SR24K	13	P	N	0.25	12,186	0.250	17,556
HMS902IA	11/4/2013	100454	RN 4	N	SR22B	09	P	A	0.25	19,704	0.250	20,493
HMS902IA	11/4/2013	100454	RN 4	N	SR22B	09	P	N	0.75	59,112	0.750	61,479
HMS902IA	8/19/2013	100483	RN 5	N	SR24B	79	P	A	0.25	22,952	0.250	22,163
HMS902IA	8/19/2013	100483	RN 5	N	SR24B	79	P	N	0.75	63,936	0.750	66,488
HMS902IA	11/19/2013	100483	RN 5	N	SR24B	79	P	A	0.25	22,952	0.250	22,163
HMS902IA	11/19/2013	100483	RN 5	N	SR24B	79	P	N	0.75	63,936	0.750	66,488
HMS902IA	7/10/2012	100490	PrgSpct V	N	SR24C	73	P	A	0.50	24,372	0.500	25,657
HMS902IA	7/10/2012	100490	PrgSpct V	N	SR24C	73	P	N	0.50	24,372	0.500	25,657
HMS902IA	11/1/2012	100490	PrgSpct V	N	SR24C	13	P	A	0.50	24,372	0.500	25,656
HMS902IA	11/1/2012	100490	PrgSpct V	N	SR24C	13	P	N	0.50	24,372	0.500	25,656
HMS902IA	7/8/2013	100502	OffcAsst 3	N	SR08A	03	P	A	0.50	12,192	0.500	12,834
HMS902IA	7/8/2013	100502	OffcAsst 3	N	SR08A	03	P	N	0.50	12,192	0.500	12,834
HMS902IA	9/19/2013	100525	OffcAsst 3	N	SR08A	03	P	A	0.50	12,192	0.500	12,834
HMS902IA	9/19/2013	100525	OffcAsst 3	N	SR08A	03	P	N	0.50	12,192	0.500	12,834
HMS902IA	9/3/2013	101597	OffcAsst 3	N	SR08A	03	P	A	0.50	12,192	0.500	12,834
HMS902IA	9/3/2013	101597	OffcAsst 3	N	SR08A	03	P	N	0.50	12,192	0.500	12,834
HMS902IA	7/18/2011	108913	Gen ProfI	Y	SRNA	13	T	A	0.50	79,002	0.500	83,160
HMS902IA	7/18/2011	108913	Gen ProfI	Y	SRNA	13	T	N	0.50	79,002	0.500	83,160
HMS902IA	4/16/2013	111030	Secy 1	N	SR12A	03	P	A	0.50	16,032	0.500	15,018
HMS902IA	4/16/2013	111030	Secy 1	N	SR12A	03	P	N	0.50	16,032	0.500	15,018
HMS902IA	9/4/2013	111047	Gen ProfI	Y	SRNA	13	P	A	0.50	45,120	0.500	44,004
HMS902IA	9/4/2013	111047	Gen ProfI	Y	SRNA	13	P	N	0.50	45,120	0.500	44,004
HMS902IA	9/9/2013	111095	IT Spclt 3	N	SR20G	13	P	A	0.50	28,956	0.500	25,650
HMS902IA	9/9/2013	111095	IT Spclt 3	N	SR20G	13	P	N	0.50	28,956	0.500	25,650
HMS902IA	8/1/2013	111151	IT Spclt 4	N	SR22C	13	P	A	0.50	21,648	0.500	23,700
HMS902IA	8/1/2013	111151	IT Spclt 4	N	SR22C	13	P	N	0.50	21,648	0.500	23,700
HMS902IA	9/1/2011	112340	EliWkr4	N	SR18E	04	P	A	0.50	21,096	0.500	22,206
HMS902IA	9/1/2011	112340	EliWkr4	N	SR18E	04	P	N	0.50	21,096	0.500	22,206
HMS902IA	2/19/2013	112344	EliWkr1	N	SR12A	03	P	A	0.50	19,494	0.500	15,018
HMS902IA	2/19/2013	112344	EliWkr1	N	SR12A	03	P	N	0.50	19,494	0.500	15,018
HMS902IA	6/21/2012	118418	EliWkr3	N	SR16A	63	P	A	0.50	14,268	0.500	17,535
HMS902IA	6/21/2012	118418	EliWkr3	N	SR16A	63	P	N	0.50	14,268	0.500	17,535

Department of Human Services
New Hires

Table 16

Prog ID/Org	New Hire Effective Date	Position Number	Position Title	Exempt	SR Level	BU Code	T/P	MOF	Budgeted	Budgeted	Actual	Actual
				(Y/N)					FTE	Salary	FTE	Salary
HMS902IA	9/18/2012	118418	EliWkr3	N	SR16A	63	P	A	0.50	14,268	0.500	17,535
HMS902IA	9/18/2012	118418	EliWkr3	N	SR16A	63	P	N	0.50	14,268	0.500	17,535
HMS902IA	12/18/2012	118418	EliWkr1	N	SR12A	63	P	A	0.50	14,268	0.500	15,018
HMS902IA	12/18/2012	118418	EliWkr1	N	SR12A	63	P	N	0.50	14,268	0.500	15,018
HMS902IA	3/19/2013	118418	EliWkr1	N	SR12A	63	P	A	0.50	14,268	0.500	15,018
HMS902IA	3/19/2013	118418	EliWkr1	N	SR12A	63	P	N	0.50	14,268	0.500	15,018
HMS902IA	5/1/2013	118418	EliWkr1	N	SR12A	03	P	A	0.50	14,268	0.500	15,018
HMS902IA	5/1/2013	118418	EliWkr1	N	SR12A	03	P	N	0.50	14,268	0.500	15,018
HMS902IA	7/19/2011	118420	EliWkr1	N	SR12A	63	P	A	0.50	14,268	0.500	14,269
HMS902IA	7/19/2011	118420	EliWkr1	N	SR12A	63	P	N	0.50	14,268	0.500	14,269
HMS902IA	10/18/2011	118420	EliWkr1	N	SR12A	63	P	A	0.50	14,268	0.500	14,269
HMS902IA	10/18/2011	118420	EliWkr1	N	SR12A	63	P	N	0.50	14,268	0.500	14,269
HMS902IA	1/18/2012	118420	EliWkr1	N	SR12A	63	P	A	0.50	14,268	0.500	14,269
HMS902IA	1/18/2012	118420	EliWkr1	N	SR12A	63	P	N	0.50	14,268	0.500	14,269
HMS902IA	4/17/2012	118420	EliWkr1	N	SR12A	63	P	A	0.50	14,268	0.500	14,269
HMS902IA	4/17/2012	118420	EliWkr1	N	SR12A	63	P	N	0.50	14,268	0.500	14,269
HMS902IA	7/17/2012	118420	EliWkr1	N	SR12A	63	P	A	0.50	14,268	0.500	14,269
HMS902IA	7/17/2012	118420	EliWkr1	N	SR12A	63	P	N	0.50	14,268	0.500	14,269
HMS902IA	10/16/2012	118420	EliWkr1	N	SR12A	63	P	A	0.50	14,268	0.500	14,269
HMS902IA	10/16/2012	118420	EliWkr1	N	SR12A	63	P	N	0.50	14,268	0.500	14,269
HMS902IA	1/15/2013	118420	EliWkr1	N	SR12A	63	P	A	0.50	14,268	0.500	14,269
HMS902IA	1/15/2013	118420	EliWkr1	N	SR12A	63	P	N	0.50	14,268	0.500	14,269
HMS902IA	4/16/2013	118420	EliWkr1	N	SR12A	63	P	A	0.50	14,268	0.500	14,269
HMS902IA	4/16/2013	118420	EliWkr1	N	SR12A	63	P	N	0.50	14,268	0.500	14,269
HMS902IA	7/16/2013	118420	EliWkr1	N	SR12A	63	P	A	0.50	14,268	0.500	15,018
HMS902IA	7/16/2013	118420	EliWkr1	N	SR12A	63	P	N	0.50	14,268	0.500	15,018
HMS902IA	10/17/2013	118420	EliWkr1	N	SR12A	63	P	A	0.50	14,268	0.500	15,018
HMS902IA	10/17/2013	118420	EliWkr1	N	SR12A	63	P	N	0.50	14,268	0.500	15,018
HMS902IA	12/3/2012	118425	EliWkr1	N	SR12A	03	P	A	0.50	14,268	0.500	15,018
HMS902IA	12/3/2012	118425	EliWkr1	N	SR12A	03	P	N	0.50	14,268	0.500	15,018
HMS902IA	9/16/2011	118792	Gen ProfI	Y	SRNA	13	P	A	0.50	80,004	0.500	84,210
HMS902IA	9/16/2011	118792	Gen ProfI	Y	SRNA	13	P	N	0.50	80,004	0.500	84,210
HMS902IA	8/1/2011	119186	OffcAsst 3	N	SR08D	03	P	A	0.50	13,698	0.500	13,698
HMS902IA	8/1/2011	119186	OffcAsst 3	N	SR08D	03	P	N	0.50	13,698	0.500	13,698

Department of Human Services
New Hires

Table 16

Prog ID/Org	New Hire Effective Date	Position Number	Position Title	Exempt	SR Level	BU Code	T/P	MOF	Budgeted	Budgeted	Actual	Actual
				(Y/N)					FTE	Salary	FTE	Salary
HMS902IA	2/13/2012	119187	OffcAsst 3	N	SR08A	03	P	A	0.50	12,834	0.500	12,834
HMS902IA	2/13/2012	119187	OffcAsst 3	N	SR08A	03	P	N	0.50	12,834	0.500	12,834
HMS902IA	2/23/2012	119188	OffcAsst 3	N	SR08A	03	P	A	0.50	12,192	0.500	12,834
HMS902IA	2/23/2012	119188	OffcAsst 3	N	SR08A	03	P	N	0.50	12,192	0.500	12,834
HMS902IA	7/1/2013	119188	OffcAsst 3	N	SR08A	03	P	A	0.50	12,192	0.500	12,834
HMS902IA	7/1/2013	119188	OffcAsst 3	N	SR08A	03	P	N	0.50	12,192	0.500	12,834
HMS902IA	9/4/2012	119189	OffcAsst 3	N	SR08A	03	P	A	0.50	12,834	0.500	12,834
HMS902IA	9/4/2012	119189	OffcAsst 3	N	SR08A	03	P	N	0.50	12,834	0.500	12,834
HMS902IA	2/7/2012	120453	Gen ProfI	Y	SRNA	13	T	A	0.10	8,000	0.080	10,501
HMS902IA	2/7/2012	120453	Gen ProfI	Y	SRNA	13	T	N	0.90	72,000	0.720	94,505
HMS902IA	3/28/2013	120463	Gen ProfI	Y	SRNA	13	T	A	0.10	5,200	0.100	7,596
HMS902IA	3/28/2013	120463	Gen ProfI	Y	SRNA	13	T	N	0.90	46,800	0.900	68,364
HMS902IA	3/18/2013	120465	Gen ProfI	Y	SRNA	13	T	A	0.10	5,200	0.100	4,741
HMS902IA	3/18/2013	120465	Gen ProfI	Y	SRNA	13	T	N	0.90	46,800	0.900	42,671
HMS902IA	11/1/2012	120466	SocSvcProf	Y	SRNA	13	T	A	0.10	5,200	0.100	5,771
HMS902IA	11/1/2012	120466	SocSvcProf	Y	SRNA	13	T	N	0.90	46,800	0.900	51,937
HMS902IA	4/16/2013	120773	EliWkr1	N	SR12A	03	P	A	0.50	16,656	0.500	15,018
HMS902IA	4/16/2013	120773	EliWkr1	N	SR12A	03	P	N	0.50	16,656	0.500	15,018
HMS902IA	7/1/2013	120774	EliWkr1	N	SR12A	03	P	A	0.50	16,656	0.500	15,018
HMS902IA	7/1/2013	120774	EliWkr1	N	SR12A	03	P	N	0.50	16,656	0.500	15,018
HMS902IA	11/1/2013	120775	EliWkr1	N	SR12A	03	P	A	0.50	16,656	0.500	15,018
HMS902IA	11/1/2013	120775	EliWkr1	N	SR12A	03	P	N	0.50	16,656	0.500	15,018
HMS902IA	4/16/2013	120776	EliWkr1	N	SR12A	03	P	A	0.50	16,656	0.500	15,018
HMS902IA	4/16/2013	120776	EliWkr1	N	SR12A	03	P	N	0.50	16,656	0.500	15,018
HMS902IA	5/1/2013	120777	EliWkr1	N	SR12A	03	P	A	0.50	16,656	0.500	15,018
HMS902IA	5/1/2013	120777	EliWkr1	N	SR12A	03	P	N	0.50	16,656	0.500	15,018
HMS902IA	8/26/2013	120803	EliWkr1	N	SR12A	03	P	A	0.50	16,656	0.500	15,018
HMS902IA	8/26/2013	120803	EliWkr1	N	SR12A	03	P	N	0.50	16,656	0.500	15,018
HMS902IA	9/10/2013	120804	EliWkr1	N	SR12A	03	P	A	0.50	16,656	0.500	15,018
HMS902IA	9/10/2013	120804	EliWkr1	N	SR12A	03	P	N	0.50	16,656	0.500	15,018
HMS902IA	5/16/2013	120805	EliWkr1	N	SR12A	03	P	A	0.50	16,656	0.500	15,018
HMS902IA	5/16/2013	120805	EliWkr1	N	SR12A	03	P	N	0.50	16,656	0.500	15,018
HMS902IA	9/3/2013	120806	EliWkr1	N	SR12A	03	P	A	0.50	16,656	0.500	15,018
HMS902IA	9/3/2013	120806	EliWkr1	N	SR12A	03	P	N	0.50	16,656	0.500	15,018

Department of Human Services
New Hires

Table 16

Prog ID/Org	New Hire Effective Date	Position Number	Position Title	Exempt	SR Level	BU Code	T/P	MOF	Budgeted	Budgeted	Actual	Actual
				(Y/N)					FTE	Salary	FTE	Salary
HMS902IA	9/26/2013	120811	EliWkr1	N	SR12A	63	P	A	0.50	16,656	0.500	15,018
HMS902IA	9/26/2013	120811	EliWkr1	N	SR12A	63	P	N	0.50	16,656	0.500	15,018
HMS902IA	7/16/2013	120812	EliWkr4	N	SR18A	63	P	A	0.50	19,494	0.500	18,980
HMS902IA	7/16/2013	120812	EliWkr4	N	SR18A	63	P	N	0.50	19,494	0.500	18,980
HMS902IA	10/2/2013	120812	EliWkr4	N	SR18A	04	P	A	0.50	19,494	0.500	18,984
HMS902IA	10/2/2013	120812	EliWkr4	N	SR18A	04	P	N	0.50	19,494	0.500	18,984
HMS902IA	5/1/2013	120829	OffcAsst 3	N	SR08A	03	P	A	0.50	16,656	0.500	12,834
HMS902IA	5/1/2013	120829	OffcAsst 3	N	SR08A	03	P	N	0.50	16,656	0.500	12,834
HMS902IA	5/1/2013	22385	EliWkr1	N	SR12A	63	P	A	0.50	19,494	0.500	15,018
HMS902IA	5/1/2013	22385	EliWkr1	N	SR12A	63	P	N	0.50	19,494	0.500	15,018
HMS902IA	7/30/2013	22385	EliWkr1	N	SR12A	63	P	A	0.50	19,494	0.500	15,018
HMS902IA	7/30/2013	22385	EliWkr1	N	SR12A	63	P	N	0.50	19,494	0.500	15,018
HMS902IA	10/21/2013	22385	EliWkr1	N	SR12B	03	P	A	0.50	19,494	0.500	15,606
HMS902IA	10/21/2013	22385	EliWkr1	N	SR12B	03	P	N	0.50	19,494	0.500	15,606
HMS902IA	4/1/2013	26715	OffcAsst 3	N	SR08E	03	P	A	0.50	12,192	0.500	15,018
HMS902IA	4/1/2013	26715	OffcAsst 3	N	SR08E	03	P	N	0.50	12,192	0.500	15,018
HMS902IA	3/27/2012	33135	Invstgr 4	N	SR22C	13	P	A	0.50	21,648	0.500	22,788
HMS902IA	3/27/2012	33135	Invstgr 4	N	SR22C	13	P	N	0.50	21,648	0.500	22,788
HMS902IA	9/3/2013	35312	OffcAsst 3	N	SR08A	03	P	A	0.50	12,192	0.500	12,834
HMS902IA	9/3/2013	35312	OffcAsst 3	N	SR08A	03	P	N	0.50	12,192	0.500	12,834
HMS902IA	8/2/2011	35535	EliWkr2	N	SR14A	03	P	A	0.50	15,402	0.500	16,212
HMS902IA	8/2/2011	35535	EliWkr2	N	SR14A	03	P	N	0.50	15,402	0.500	16,212
HMS902IA	6/18/2013	35535	EliWkr1	N	SR12A	63	P	A	0.50	15,402	0.500	15,018
HMS902IA	6/18/2013	35535	EliWkr1	N	SR12A	63	P	N	0.50	15,402	0.500	15,018
HMS902IA	10/16/2012	35690	OffcAsst 3	N	SR08A	03	P	A	0.50	14,268	0.500	12,834
HMS902IA	10/16/2012	35690	OffcAsst 3	N	SR08A	03	P	N	0.50	14,268	0.500	12,834
HMS902IA	7/22/2013	35690	OffcAsst 3	N	SR08A	03	P	A	0.50	14,268	0.500	12,834
HMS902IA	7/22/2013	35690	OffcAsst 3	N	SR08A	03	P	N	0.50	14,268	0.500	12,834
HMS902IA	1/4/2012	35846	Secy 1	N	SR12C	03	P	A	0.50	14,268	0.500	16,212
HMS902IA	1/4/2012	35846	Secy 1	N	SR12C	03	P	N	0.50	14,268	0.500	16,212
HMS902IA	3/4/2013	36575	CntrSpMdQ	N	SR22G	13	P	A	0.50	21,648	0.500	26,676
HMS902IA	3/4/2013	36575	CntrSpMdQ	N	SR22G	13	P	N	0.50	21,648	0.500	26,676
HMS902IA	7/24/2013	36987	PrgSpct V	N	SR24H	13	P	A	0.50	30,012	0.500	32,460
HMS902IA	7/24/2013	36987	PrgSpct V	N	SR24H	13	P	N	0.50	30,012	0.500	32,460

Department of Human Services
New Hires

Table 16

Prog ID/Org	New Hire Effective Date	Position Number	Position Title	Exempt	SR Level	BU Code	T/P	MOF	Budgeted	Budgeted	Actual	Actual
				(Y/N)					FTE	Salary	FTE	Salary
HMS902IA	12/27/2011	37485	Secy 4	N	SR18E	63	P	A	0.50	18,036	0.500	22,206
HMS902IA	12/27/2011	37485	Secy 4	N	SR18E	63	P	N	0.50	18,036	0.500	22,206
HMS902IA	8/2/2011	37750	EliWkr3	N	SR16A	63	P	A	0.50	16,656	0.500	16,661
HMS902IA	8/2/2011	37750	EliWkr3	N	SR16A	63	P	N	0.50	16,656	0.500	16,661
HMS902IA	11/1/2011	37750	EliWkr3	N	SR16A	63	P	A	0.50	16,656	0.500	16,661
HMS902IA	11/1/2011	37750	EliWkr3	N	SR16A	63	P	N	0.50	16,656	0.500	16,661
HMS902IA	2/1/2012	37750	EliWkr1	N	SR12E	03	P	A	0.50	16,656	0.500	17,532
HMS902IA	2/1/2012	37750	EliWkr1	N	SR12E	03	P	N	0.50	16,656	0.500	17,532
HMS902IA	3/18/2013	40578	HCFinTPLAs	N	SR15A	03	P	A	0.50	16,032	0.500	16,878
HMS902IA	3/18/2013	40578	HCFinTPLAs	N	SR15A	03	P	N	0.50	16,032	0.500	16,878
HMS902IA	4/16/2012	40967	Secy 1	N	SR12D	03	P	A	0.50	14,268	0.500	16,878
HMS902IA	4/16/2012	40967	Secy 1	N	SR12D	03	P	N	0.50	14,268	0.500	16,878
HMS902IA	9/1/2011	41085	EliWkr2	N	SR14A	03	P	A	0.50	15,402	0.500	16,212
HMS902IA	9/1/2011	41085	EliWkr2	N	SR14A	03	P	N	0.50	15,402	0.500	16,212
HMS902IA	10/16/2012	41130	OffcAsst 3	N	SR08A	03	P	A	0.50	13,698	0.500	12,834
HMS902IA	10/16/2012	41130	OffcAsst 3	N	SR08A	03	P	N	0.50	13,698	0.500	12,834
HMS902IA	8/22/2011	43328	EliWkr1	N	SR12A	03	P	A	0.50	14,268	0.500	15,018
HMS902IA	8/22/2011	43328	EliWkr1	N	SR12A	03	P	N	0.50	14,268	0.500	15,018
HMS902IA	3/1/2012	43367	OffcAsst 3	N	SR08A	03	P	A	0.50	12,192	0.500	12,834
HMS902IA	3/1/2012	43367	OffcAsst 3	N	SR08A	03	P	N	0.50	12,192	0.500	12,834
HMS902IA	5/1/2013	43367	OffcAsst 3	N	SR08A	63	P	A	0.50	12,192	0.500	12,834
HMS902IA	5/1/2013	43367	OffcAsst 3	N	SR08A	63	P	N	0.50	12,192	0.500	12,834
HMS902IA	7/1/2013	43367	OffcAsst 3	N	SR08A	03	P	A	0.50	12,192	0.500	12,834
HMS902IA	7/1/2013	43367	OffcAsst 3	N	SR08A	03	P	N	0.50	12,192	0.500	12,834
HMS902IA	5/1/2012	44986	PrgSpct V	N	SR24I	13	P	A	0.50	25,656	0.500	32,460
HMS902IA	5/1/2012	44986	PrgSpct V	N	SR24I	13	P	N	0.50	25,656	0.500	32,460
HMS902IA	4/2/2012	45164	OffcAsst 3	N	SR08A	03	P	A	0.50	12,834	0.500	12,834
HMS902IA	4/2/2012	45164	OffcAsst 3	N	SR08A	03	P	N	0.50	12,834	0.500	12,834
HMS902IA	6/6/2012	47454	EliWkr5	N	SR20D	04	P	A	0.50	27,762	0.500	23,088
HMS902IA	6/6/2012	47454	EliWkr5	N	SR20D	04	P	N	0.50	27,762	0.500	23,088
HMS902IA	9/16/2011	47455	EliWkr4	N	SR18D	04	P	A	0.50	20,274	0.500	21,342
HMS902IA	9/16/2011	47455	EliWkr4	N	SR18D	04	P	N	0.50	20,274	0.500	21,342
HMS902IA	12/10/2012	47455	EliWkr4	N	SR18E	04	P	A	0.50	20,274	0.500	22,206
HMS902IA	12/10/2012	47455	EliWkr4	N	SR18E	04	P	N	0.50	20,274	0.500	22,206

Department of Human Services
New Hires

Table 16

Prog ID/Org	New Hire Effective Date	Position Number	Position Title	Exempt	SR Level	BU Code	T/P	MOF	Budgeted	Budgeted	Actual	Actual
				(Y/N)					FTE	Salary	FTE	Salary
HMS902IA	8/27/2012	47456	Secy 1	N	SR12E	03	P	A	0.50	14,268	0.500	17,532
HMS902IA	8/27/2012	47456	Secy 1	N	SR12E	03	P	N	0.50	14,268	0.500	17,532
HMS902IA	7/5/2011	47458	EliWkr3	N	SR16A	63	P	A	0.50	19,494	0.500	16,661
HMS902IA	7/5/2011	47458	EliWkr3	N	SR16A	63	P	N	0.50	19,494	0.500	16,661
HMS902IA	8/16/2011	47458	EliWkr1	N	SR12I	03	P	A	0.50	19,494	0.500	19,494
HMS902IA	8/16/2011	47458	EliWkr1	N	SR12I	03	P	N	0.50	19,494	0.500	19,494
HMS902IA	7/1/2011	47459	EliWkr2	N	SR14A	63	P	A	0.50	15,402	0.500	15,403
HMS902IA	7/1/2011	47459	EliWkr2	N	SR14A	63	P	N	0.50	15,402	0.500	15,403
HMS902IA	9/29/2011	47459	EliWkr2	N	SR14A	63	P	A	0.50	15,402	0.500	15,403
HMS902IA	9/29/2011	47459	EliWkr2	N	SR14A	63	P	N	0.50	15,402	0.500	15,403
HMS902IA	12/28/2011	47459	EliWkr2	N	SR14A	63	P	A	0.50	15,402	0.500	15,403
HMS902IA	12/28/2011	47459	EliWkr2	N	SR14A	63	P	N	0.50	15,402	0.500	15,403
HMS902IA	4/11/2012	47459	EliWkr2	N	SR14A	63	P	A	0.50	15,402	0.500	16,214
HMS902IA	4/11/2012	47459	EliWkr2	N	SR14A	63	P	N	0.50	15,402	0.500	16,214
HMS902IA	5/1/2012	47459	EliWkr1	N	SR12A	03	P	A	0.50	15,402	0.500	15,018
HMS902IA	5/1/2012	47459	EliWkr1	N	SR12A	03	P	N	0.50	15,402	0.500	15,018
HMS902IA	5/7/2012	47460	EliWkr1	N	SR12A	03	P	A	0.50	16,656	0.500	15,018
HMS902IA	5/7/2012	47460	EliWkr1	N	SR12A	03	P	N	0.50	16,656	0.500	15,018
HMS902IA	8/16/2011	47462	EliWkr3	N	SR16A	63	P	A	0.50	16,661	0.500	16,661
HMS902IA	8/16/2011	47462	EliWkr3	N	SR16A	63	P	N	0.50	16,661	0.500	16,661
HMS902IA	10/4/2011	47462	EliWkr3	N	SR16A	63	P	A	0.50	16,661	0.500	16,661
HMS902IA	10/4/2011	47462	EliWkr3	N	SR16A	63	P	N	0.50	16,661	0.500	16,661
HMS902IA	1/4/2012	47462	EliWkr3	N	SR16A	63	P	A	0.50	16,661	0.500	16,661
HMS902IA	1/4/2012	47462	EliWkr3	N	SR16A	63	P	N	0.50	16,661	0.500	16,661
HMS902IA	4/3/2012	47462	EliWkr3	N	SR16A	63	P	A	0.50	16,661	0.500	17,535
HMS902IA	4/3/2012	47462	EliWkr3	N	SR16A	63	P	N	0.50	16,661	0.500	17,535
HMS902IA	5/1/2012	47462	EliWkr1	N	SR12A	03	P	A	0.50	16,661	0.500	15,018
HMS902IA	5/1/2012	47462	EliWkr1	N	SR12A	03	P	N	0.50	16,661	0.500	15,018
HMS902IA	11/16/2012	47464	OffcAsst 3	N	SR08A	03	P	A	0.50	14,826	0.500	12,834
HMS902IA	11/16/2012	47464	OffcAsst 3	N	SR08A	03	P	N	0.50	14,826	0.500	12,834
HMS902IA	5/16/2013	47467	EliWkr1	N	SR12A	03	P	A	0.50	19,494	0.500	15,018
HMS902IA	5/16/2013	47467	EliWkr1	N	SR12A	03	P	N	0.50	19,494	0.500	15,018
HMS902IA	9/16/2011	47468	EliWkr1	N	SR12D	03	P	A	0.50	16,032	0.500	16,878
HMS902IA	9/16/2011	47468	EliWkr1	N	SR12D	03	P	N	0.50	16,032	0.500	16,878

Department of Human Services
New Hires

Table 16

Prog ID/Org	New Hire Effective Date	Position Number	Position Title	Exempt	SR Level	BU Code	T/P	MOF	Budgeted	Budgeted	Actual	Actual
				(Y/N)					FTE	Salary	FTE	Salary
HMS902IA	12/3/2012	47471	Secy 1	N	SR12A	03	P	A	0.50	15,402	0.500	15,018
HMS902IA	12/3/2012	47471	Secy 1	N	SR12A	03	P	N	0.50	15,402	0.500	15,018
HMS902IA	4/17/2012	47479	Secy 1	N	SR12A	63	P	A	0.50	14,826	0.500	15,018
HMS902IA	4/17/2012	47479	Secy 1	N	SR12A	63	P	N	0.50	14,826	0.500	15,018
HMS902IA	12/4/2012	47479	Secy 1	N	SR12H	03	P	A	0.50	14,826	0.500	19,740
HMS902IA	12/4/2012	47479	Secy 1	N	SR12H	03	P	N	0.50	14,826	0.500	19,740
HMS902IA	9/24/2013	47479	Secy 1	N	SR12A	03	P	A	0.50	14,826	0.500	15,018
HMS902IA	9/24/2013	47479	Secy 1	N	SR12A	03	P	N	0.50	14,826	0.500	15,018
HMS902IA	9/20/2011	47482	EliWkr3	N	SR16A	63	P	A	0.50	16,661	0.500	16,661
HMS902IA	9/20/2011	47482	EliWkr3	N	SR16A	63	P	N	0.50	16,661	0.500	16,661
HMS902IA	12/20/2011	47482	EliWkr3	N	SR16A	63	P	A	0.50	16,661	0.500	16,661
HMS902IA	12/20/2011	47482	EliWkr3	N	SR16A	63	P	N	0.50	16,661	0.500	16,661
HMS902IA	3/20/2012	47482	EliWkr3	N	SR16A	63	P	A	0.50	16,661	0.500	17,535
HMS902IA	3/20/2012	47482	EliWkr3	N	SR16A	63	P	N	0.50	16,661	0.500	17,535
HMS902IA	5/1/2012	47482	EliWkr1	N	SR12A	03	P	A	0.50	16,661	0.500	15,018
HMS902IA	5/1/2012	47482	EliWkr1	N	SR12A	03	P	N	0.50	16,661	0.500	15,018
HMS902IA	1/31/2012	47484	EliWkr3	N	SR16A	63	P	A	0.50	16,656	0.500	16,661
HMS902IA	1/31/2012	47484	EliWkr3	N	SR16A	63	P	N	0.50	16,656	0.500	16,661
HMS902IA	4/16/2012	47484	EliWkr1	N	SR12B	03	P	A	0.50	16,656	0.500	15,606
HMS902IA	4/16/2012	47484	EliWkr1	N	SR12B	03	P	N	0.50	16,656	0.500	15,606
HMS902IA	9/6/2011	47489	EliWkr2	N	SR14A	03	P	A	0.50	15,402	0.500	16,212
HMS902IA	9/6/2011	47489	EliWkr2	N	SR14A	03	P	N	0.50	15,402	0.500	16,212
HMS902IA	8/1/2013	47489	EliWkr3	N	SR16F	03	P	A	0.50	15,402	0.500	21,342
HMS902IA	8/1/2013	47489	EliWkr3	N	SR16F	03	P	N	0.50	15,402	0.500	21,342
HMS902IA	2/27/2012	47492	EliWkr1	N	SR12A	03	P	A	0.50	16,656	0.500	15,018
HMS902IA	2/27/2012	47492	EliWkr1	N	SR12A	03	P	N	0.50	16,656	0.500	15,018
HMS902IA	8/16/2011	47497	EliWkr5	N	SR20A	84	P	A	0.50	19,490	0.500	19,490
HMS902IA	8/16/2011	47497	EliWkr5	N	SR20A	84	P	N	0.50	19,490	0.500	19,490
HMS902IA	9/13/2011	47497	EliWkr5	N	SR20A	84	P	A	0.50	19,490	0.500	19,490
HMS902IA	9/13/2011	47497	EliWkr5	N	SR20A	84	P	N	0.50	19,490	0.500	19,490
HMS902IA	11/28/2011	47497	EliWkr5	N	SR20A	04	P	A	0.50	19,490	0.500	20,520
HMS902IA	11/28/2011	47497	EliWkr5	N	SR20A	04	P	N	0.50	19,490	0.500	20,520
HMS902IA	4/27/2012	47499	EliWkr5	N	SR20D	04	P	A	0.50	22,824	0.500	23,088
HMS902IA	4/27/2012	47499	EliWkr5	N	SR20D	04	P	N	0.50	22,824	0.500	23,088

Department of Human Services
New Hires

Table 16

Prog ID/Org	New Hire Effective Date	Position Number	Position Title	Exempt	SR Level	BU Code	T/P	MOF	Budgeted	Budgeted	Actual	Actual
				(Y/N)					FTE	Salary	FTE	Salary
HMS902IA	5/7/2012	47500	EliWkr5	N	SR20C	04	P	A	0.50	19,494	0.500	22,206
HMS902IA	5/7/2012	47500	EliWkr5	N	SR20C	04	P	N	0.50	19,494	0.500	22,206
HMS902IA	6/18/2012	47507	EliWkr3	N	SR16A	63	P	A	0.50	16,656	0.500	17,535
HMS902IA	6/18/2012	47507	EliWkr3	N	SR16A	63	P	N	0.50	16,656	0.500	17,535
HMS902IA	9/18/2012	47507	EliWkr3	N	SR16A	63	P	N	0.50	16,656	0.500	17,535
HMS902IA	9/18/2012	47507	EliWkr3	N	SR16A	63	P	A	0.50	16,656	0.500	17,535
HMS902IA	11/5/2012	47507	EliWkr1	N	SR12A	03	P	A	0.50	16,656	0.500	15,018
HMS902IA	11/5/2012	47507	EliWkr1	N	SR12A	03	P	N	0.50	16,656	0.500	15,018
HMS902IA	8/12/2011	47511	EliWkr3	N	SR16A	03	P	A	0.50	16,656	0.500	17,532
HMS902IA	8/12/2011	47511	EliWkr3	N	SR16A	03	P	N	0.50	16,656	0.500	17,532
HMS902IA	9/16/2011	48638	EliWkr3	N	SR16B	03	P	A	0.50	17,346	0.500	18,258
HMS902IA	9/16/2011	48638	EliWkr3	N	SR16B	03	P	N	0.50	17,346	0.500	18,258
HMS902IA	2/19/2013	48638	EliWkr1	N	SR12A	03	P	A	0.50	17,346	0.500	15,018
HMS902IA	2/19/2013	48638	EliWkr1	N	SR12A	03	P	N	0.50	17,346	0.500	15,018
HMS902IA	9/13/2011	48642	EliWkr3	N	SR16A	63	P	A	0.50	14,268	0.500	16,661
HMS902IA	9/13/2011	48642	EliWkr3	N	SR16A	63	P	N	0.50	14,268	0.500	16,661
HMS902IA	10/3/2011	48642	EliWkr1	N	SR12A	03	P	A	0.50	14,268	0.500	15,018
HMS902IA	10/3/2011	48642	EliWkr1	N	SR12A	03	P	N	0.50	14,268	0.500	15,018
HMS902IA	8/29/2013	48643	EliWkr3	N	SR16A	63	P	A	0.50	18,036	0.500	17,535
HMS902IA	8/29/2013	48643	EliWkr3	N	SR16A	63	P	N	0.50	18,036	0.500	17,535
HMS902IA	11/27/2013	48643	EliWkr3	N	SR16A	63	P	A	0.50	18,036	0.500	17,535
HMS902IA	11/27/2013	48643	EliWkr3	N	SR16A	63	P	N	0.50	18,036	0.500	17,535
HMS902IA	10/1/2012	48644	EliWkr3	N	SR16B	03	P	A	0.50	18,756	0.500	18,258
HMS902IA	10/1/2012	48644	EliWkr3	N	SR16B	03	P	N	0.50	18,756	0.500	18,258
HMS902IA	10/1/2013	48644	EliWkr3	N	SR16F	03	P	A	0.50	18,756	0.500	21,342
HMS902IA	10/1/2013	48644	EliWkr3	N	SR16F	03	P	N	0.50	18,756	0.500	21,342
HMS902IA	3/1/2013	48646	EliWkr1	N	SR12A	03	P	A	0.50	20,274	0.500	15,018
HMS902IA	3/1/2013	48646	EliWkr1	N	SR12A	03	P	N	0.50	20,274	0.500	15,018
HMS902IA	2/16/2012	48649	EliPgm Sp4	N	SR22F	23	P	A	0.50	22,824	0.500	25,656
HMS902IA	2/16/2012	48649	EliPgm Sp4	N	SR22F	23	P	N	0.50	22,824	0.500	25,656
HMS902IA	8/22/2011	48656	EliWkr1	N	SR12C	03	P	A	0.50	15,402	0.500	16,212
HMS902IA	8/22/2011	48656	EliWkr1	N	SR12C	03	P	N	0.50	15,402	0.500	16,212
HMS902IA	9/4/2012	48656	EliWkr1	N	SR12A	63	P	A	0.50	15,402	0.500	15,018
HMS902IA	9/4/2012	48656	EliWkr1	N	SR12A	63	P	N	0.50	15,402	0.500	15,018

Department of Human Services
New Hires

Table 16

Prog ID/Org	New Hire Effective Date	Position Number	Position Title	Exempt	SR Level	BU Code	T/P	MOF	Budgeted	Budgeted	Actual	Actual
				(Y/N)					FTE	Salary	FTE	Salary
HMS902IA	12/4/2012	48656	EliWkr1	N	SR12A	63	P	A	0.50	15,402	0.500	15,018
HMS902IA	12/4/2012	48656	EliWkr1	N	SR12A	63	P	N	0.50	15,402	0.500	15,018
HMS902IA	2/19/2013	48656	EliWkr1	N	SR12A	03	P	A	0.50	15,402	0.500	15,018
HMS902IA	2/19/2013	48656	EliWkr1	N	SR12A	03	P	N	0.50	15,402	0.500	15,018
HMS902IA	1/2/2013	48658	EliWkr3	N	SR16E	03	P	A	0.50	19,494	0.500	20,520
HMS902IA	1/2/2013	48658	EliWkr3	N	SR16E	03	P	N	0.50	19,494	0.500	20,520
HMS902IA	12/17/2012	48660	OffcAsst 3	N	SR08A	03	P	A	0.50	12,192	0.500	12,834
HMS902IA	12/17/2012	48660	OffcAsst 3	N	SR08A	03	P	N	0.50	12,192	0.500	12,834
HMS902IA	12/4/2012	48664	EliWkr1	N	SR12A	63	P	A	0.50	18,756	0.500	15,018
HMS902IA	12/4/2012	48664	EliWkr1	N	SR12A	63	P	N	0.50	18,756	0.500	15,018
HMS902IA	3/1/2013	48664	EliWkr1	N	SR12A	03	P	N	0.50	18,756	0.500	15,018
HMS902IA	3/1/2013	48664	EliWkr1	N	SR12A	03	P	A	0.50	18,756	0.500	15,018
HMS902IA	8/1/2013	48664	EliWkr3	N	SR16D	03	P	A	0.50	18,756	0.500	19,740
HMS902IA	8/1/2013	48664	EliWkr3	N	SR16D	03	P	N	0.50	18,756	0.500	19,740
HMS902IA	10/18/2011	48668	EliWkr1	N	SR12A	63	P	A	0.50	14,269	0.500	14,269
HMS902IA	10/18/2011	48668	EliWkr1	N	SR12A	63	P	N	0.50	14,269	0.500	14,269
HMS902IA	12/28/2011	48668	EliWkr1	N	SR12A	63	P	A	0.50	14,269	0.500	14,269
HMS902IA	12/28/2011	48668	EliWkr1	N	SR12A	63	P	N	0.50	14,269	0.500	14,269
HMS902IA	6/1/2012	48668	EliWkr1	N	SR12A	03	P	A	0.50	14,269	0.500	15,018
HMS902IA	6/1/2012	48668	EliWkr1	N	SR12A	03	P	N	0.50	14,269	0.500	15,018
HMS902IA	9/1/2011	48670	EliWkr2	N	SR14A	03	P	A	0.50	15,402	0.500	16,212
HMS902IA	9/1/2011	48670	EliWkr2	N	SR14A	03	P	N	0.50	15,402	0.500	16,212
HMS902IA	9/1/2011	48671	EliWkr1	N	SR12A	63	P	A	0.50	14,268	0.500	14,269
HMS902IA	9/1/2011	48671	EliWkr1	N	SR12A	63	P	N	0.50	14,268	0.500	14,269
HMS902IA	9/27/2011	48671	EliWkr1	N	SR12A	63	P	A	0.50	14,268	0.500	14,269
HMS902IA	9/27/2011	48671	EliWkr1	N	SR12A	63	P	N	0.50	14,268	0.500	14,269
HMS902IA	11/7/2011	48671	EliWkr1	N	SR12A	03	P	A	0.50	14,268	0.500	15,018
HMS902IA	11/7/2011	48671	EliWkr1	N	SR12A	03	P	N	0.50	14,268	0.500	15,018
HMS902IA	5/2/2012	48676	OffcAsst 3	N	SR08A	63	P	A	0.50	12,192	0.500	12,834
HMS902IA	5/2/2012	48676	OffcAsst 3	N	SR08A	63	P	N	0.50	12,192	0.500	12,834
HMS902IA	6/1/2012	48676	OffcAsst 3	N	SR08A	03	P	A	0.50	12,192	0.500	12,834
HMS902IA	6/1/2012	48676	OffcAsst 3	N	SR08A	03	P	N	0.50	12,192	0.500	12,834
HMS902IA	7/2/2012	48678	OffcAsst 3	N	SR08I	03	P	A	0.50	14,826	0.500	17,532
HMS902IA	7/2/2012	48678	OffcAsst 3	N	SR08I	03	P	N	0.50	14,826	0.500	17,532

Department of Human Services
New Hires

Table 16

Prog ID/Org	New Hire Effective Date	Position Number	Position Title	Exempt	SR Level	BU Code	T/P	MOF	Budgeted	Budgeted	Actual	Actual
				(Y/N)					FTE	Salary	FTE	Salary
HMS902IA	8/1/2012	48679	OffcAsst 3	N	SR08A	03	P	A	0.50	12,192	0.500	12,834
HMS902IA	8/1/2012	48679	OffcAsst 3	N	SR08A	03	P	N	0.50	12,192	0.500	12,834
HMS902IA	9/17/2012	48681	OffcAsst 3	N	SR08A	63	P	A	0.50	13,698	0.500	12,834
HMS902IA	9/17/2012	48681	OffcAsst 3	N	SR08A	63	P	N	0.50	13,698	0.500	12,834
HMS902IA	12/17/2012	48681	OffcAsst 3	N	SR08A	03	P	A	0.50	13,698	0.500	12,834
HMS902IA	12/17/2012	48681	OffcAsst 3	N	SR08A	03	P	N	0.50	13,698	0.500	12,834
HMS902IA	2/27/2012	48682	OffcAsst 3	N	SR08A	03	P	A	0.50	12,192	0.500	12,834
HMS902IA	2/27/2012	48682	OffcAsst 3	N	SR08A	03	P	N	0.50	12,192	0.500	12,834
HMS902IA	6/3/2013	48682	OffcAsst 3	N	SR08A	03	P	A	0.50	12,192	0.500	12,834
HMS902IA	6/3/2013	48682	OffcAsst 3	N	SR08A	03	P	N	0.50	12,192	0.500	12,834
HMS902IA	8/2/2011	48697	EliWkr2	N	SR14A	03	P	A	0.50	15,402	0.500	16,212
HMS902IA	8/2/2011	48697	EliWkr2	N	SR14A	03	P	N	0.50	15,402	0.500	16,212
HMS902IA	3/18/2013	48697	EliWkr1	N	SR12A	03	P	A	0.50	15,402	0.500	15,018
HMS902IA	3/18/2013	48697	EliWkr1	N	SR12A	03	P	N	0.50	15,402	0.500	15,018
HMS902IA	1/16/2013	48699	EliWkr1	N	SR12A	03	P	A	0.50	19,494	0.500	15,018
HMS902IA	1/16/2013	48699	EliWkr1	N	SR12A	03	P	N	0.50	19,494	0.500	15,018
HMS902IA	7/11/2012	48700	EliWkr1	N	SR12A	03	P	A	0.50	16,656	0.500	15,018
HMS902IA	7/11/2012	48700	EliWkr1	N	SR12A	03	P	N	0.50	16,656	0.500	15,018
HMS902IA	11/16/2012	48722	OffcAsst 3	N	SR08B	03	P	A	0.50	12,192	0.500	13,350
HMS902IA	11/16/2012	48722	OffcAsst 3	N	SR08B	03	P	N	0.50	12,192	0.500	13,350
HMS902IA	9/24/2012	51801	Secy 3	N	SR16E	63	P	A	0.50	15,402	0.500	20,520
HMS902IA	9/24/2012	51801	Secy 3	N	SR16E	63	P	N	0.50	15,402	0.500	20,520
HMS902IA	10/7/2013	51816	OffcAsst 3	N	SR08A	63	P	A	0.50	14,268	0.500	12,834
HMS902IA	10/7/2013	51816	OffcAsst 3	N	SR08A	63	P	N	0.50	14,268	0.500	12,834
HMS902IA	5/16/2013	51821	OffcAsst 3	N	SR08A	03	P	A	0.50	14,268	0.500	12,834
HMS902IA	5/16/2013	51821	OffcAsst 3	N	SR08A	03	P	N	0.50	14,268	0.500	12,834
HMS902IA	8/22/2011	51822	Secy 1	N	SR12F	03	P	A	0.50	17,346	0.500	18,258
HMS902IA	8/22/2011	51822	Secy 1	N	SR12F	03	P	N	0.50	17,346	0.500	18,258
HMS902IA	5/1/2013	51822	Secy 1	N	SR12A	63	P	A	0.50	17,346	0.500	15,018
HMS902IA	5/1/2013	51822	Secy 1	N	SR12A	63	P	N	0.50	17,346	0.500	15,018
HMS902IA	7/30/2013	51822	Secy 1	N	SR12A	63	P	A	0.50	17,346	0.500	15,018
HMS902IA	7/30/2013	51822	Secy 1	N	SR12A	63	P	N	0.50	17,346	0.500	15,018
HMS902IA	10/29/2013	51822	Secy 1	N	SR12A	63	P	A	0.50	17,346	0.500	15,018
HMS902IA	10/29/2013	51822	Secy 1	N	SR12A	63	P	N	0.50	17,346	0.500	15,018

Department of Human Services
New Hires

Table 16

Prog ID/Org	New Hire Effective Date	Position Number	Position Title	Exempt	SR Level	BU Code	T/P	MOF	Budgeted	Budgeted	Actual	Actual
				(Y/N)					FTE	Salary	FTE	Salary
HMS902IA	8/22/2011	51824	Secy 1	N	SR12G	03	P	A	0.50	18,036	0.500	18,984
HMS902IA	8/22/2011	51824	Secy 1	N	SR12G	03	P	N	0.50	18,036	0.500	18,984
HMS902IA	5/1/2012	51824	Secy 1	N	SR12C	03	P	A	0.50	18,036	0.500	16,212
HMS902IA	5/1/2012	51824	Secy 1	N	SR12C	03	P	N	0.50	18,036	0.500	16,212
HMS902IA	8/16/2012	51826	OffcAsst 3	N	SR08A	63	P	A	0.50	14,268	0.500	12,834
HMS902IA	8/16/2012	51826	OffcAsst 3	N	SR08A	63	P	N	0.50	14,268	0.500	12,834
HMS902IA	11/14/2012	51826	OffcAsst 3	N	SR08A	63	P	A	0.50	14,268	0.500	12,834
HMS902IA	11/14/2012	51826	OffcAsst 3	N	SR08A	63	P	N	0.50	14,268	0.500	12,834
HMS902IA	12/4/2012	51826	OffcAsst 3	N	SR08C	03	P	A	0.50	14,268	0.500	13,878
HMS902IA	12/4/2012	51826	OffcAsst 3	N	SR08C	03	P	N	0.50	14,268	0.500	13,878
HMS902IA	11/16/2012	51827	OffcAsst 3	N	SR08A	03	P	A	0.50	12,192	0.500	12,834
HMS902IA	11/16/2012	51827	OffcAsst 3	N	SR08A	03	P	N	0.50	12,192	0.500	12,834
HMS902IA	5/1/2012	51835	Secy 1	N	SR12A	03	P	A	0.50	14,268	0.500	15,018
HMS902IA	5/1/2012	51835	Secy 1	N	SR12A	03	P	N	0.50	14,268	0.500	15,018
HMS902IA	7/16/2012	51847	EliPgm Sp3	N	SR20D	13	P	A	0.50	26,364	0.500	21,912
HMS902IA	7/16/2012	51847	EliPgm Sp3	N	SR20D	13	P	N	0.50	26,364	0.500	21,912
HMS902IA	5/1/2013	51847	EliPgm Sp3	N	SR20C	13	P	A	0.50	26,364	0.500	21,066
HMS902IA	5/1/2013	51847	EliPgm Sp3	N	SR20C	13	P	N	0.50	26,364	0.500	21,066
HMS902IA	10/15/2013	51847	EliPgm Sp3	N	SR20C	13	P	A	0.50	26,364	0.500	21,906
HMS902IA	10/15/2013	51847	EliPgm Sp3	N	SR20C	13	P	N	0.50	26,364	0.500	21,906
HMS902IA	4/2/2012	51852	Secy 1	N	SR12D	03	P	A	0.50	14,268	0.500	16,878
HMS902IA	4/2/2012	51852	Secy 1	N	SR12D	03	P	N	0.50	14,268	0.500	16,878
HMS902IA	3/1/2013	51855	EliWkr1	N	SR12A	03	P	A	0.50	19,494	0.500	15,018
HMS902IA	3/1/2013	51855	EliWkr1	N	SR12A	03	P	N	0.50	19,494	0.500	15,018
HMS902IA	6/29/2012	51859	OffcAsst 3	N	SR08A	03	P	A	0.50	14,268	0.500	12,834
HMS902IA	6/29/2012	51859	OffcAsst 3	N	SR08A	03	P	N	0.50	14,268	0.500	12,834
HMS902IA	9/5/2012	51860	OffcAsst 3	N	SR08A	63	P	A	0.50	12,192	0.500	12,834
HMS902IA	9/5/2012	51860	OffcAsst 3	N	SR08A	63	P	N	0.50	12,192	0.500	12,834
HMS902IA	12/3/2012	51860	OffcAsst 3	N	SR08A	03	P	A	0.50	12,192	0.500	12,834
HMS902IA	12/3/2012	51860	OffcAsst 3	N	SR08A	03	P	N	0.50	12,192	0.500	12,834
HMS902IA	9/6/2011	51861	OffcAsst 3	N	SR08A	03	P	A	0.50	12,192	0.500	12,834
HMS902IA	9/6/2011	51861	OffcAsst 3	N	SR08A	03	P	N	0.50	12,192	0.500	12,834
HMS902IA	2/14/2012	51861	OffcAsst 3	N	SR08A	63	P	A	0.50	12,192	0.500	12,189
HMS902IA	2/14/2012	51861	OffcAsst 3	N	SR08A	63	P	N	0.50	12,192	0.500	12,189

Department of Human Services
New Hires

Table 16

Prog ID/Org	New Hire Effective Date	Position Number	Position Title	Exempt	SR Level	BU Code	T/P	MOF	Budgeted	Budgeted	Actual	Actual
				(Y/N)					FTE	Salary	FTE	Salary
HMS902IA	5/15/2012	51861	OffcAsst 3	N	SR08A	63	P	A	0.50	12,192	0.500	12,834
HMS902IA	5/15/2012	51861	OffcAsst 3	N	SR08A	63	P	N	0.50	12,192	0.500	12,834
HMS902IA	9/4/2012	51861	OffcAsst 3	N	SR08A	03	P	A	0.50	12,192	0.500	12,834
HMS902IA	9/4/2012	51861	OffcAsst 3	N	SR08A	03	P	N	0.50	12,192	0.500	12,834
HMS902IA	9/28/2011	51862	OffcAsst 3	N	SR08A	63	P	A	0.50	12,189	0.500	12,189
HMS902IA	9/28/2011	51862	OffcAsst 3	N	SR08A	63	P	N	0.50	12,189	0.500	12,189
HMS902IA	12/28/2011	51862	OffcAsst 3	N	SR08A	63	P	A	0.50	12,189	0.500	12,189
HMS902IA	12/28/2011	51862	OffcAsst 3	N	SR08A	63	P	N	0.50	12,189	0.500	12,189
HMS902IA	2/13/2012	51862	OffcAsst 3	N	SR08A	03	P	A	0.50	12,189	0.500	12,834
HMS902IA	2/13/2012	51862	OffcAsst 3	N	SR08A	03	P	N	0.50	12,189	0.500	12,834
HMS902IA	3/6/2013	51862	OffcAsst 3	N	SR08A	63	P	A	0.50	12,189	0.500	12,834
HMS902IA	3/6/2013	51862	OffcAsst 3	N	SR08A	63	P	N	0.50	12,189	0.500	12,834
HMS902IA	5/1/2013	51862	OffcAsst 3	N	SR08A	03	P	A	0.50	12,189	0.500	12,834
HMS902IA	5/1/2013	51862	OffcAsst 3	N	SR08A	03	P	N	0.50	12,189	0.500	12,834
HMS902IA	10/21/2011	6386	MeQuestAA	N	EM07	35	P	A	0.50	50,010	0.500	52,638
HMS902IA	10/21/2011	6386	MeQuestAA	N	EM07	35	P	N	0.50	50,010	0.500	52,638
HMS902IA	3/1/2013	8492	CntrSpMdQ	N	SR22G	13	P	A	0.50	21,648	0.500	26,676
HMS902IA	3/1/2013	8492	CntrSpMdQ	N	SR22G	13	P	N	0.50	21,648	0.500	26,676
HMS903FA	7/25/2012	11648	EliPgm Sp5	N	SR24J	13	P	A	0.53	35,355	0.530	35,769
HMS903FA	7/25/2012	11648	EliPgm Sp5	N	SR24J	13	P	N	0.47	31,353	0.470	31,719
HMS903FA	8/13/2012	118058	S-S/SSSp4	N	SR22F	13	P	A	0.50	29,652	0.500	25,656
HMS903FA	8/13/2012	118058	S-S/SSSp4	N	SR22F	13	P	N	0.50	29,652	0.500	25,656
HMS903FA	7/19/2012	118059	S-S/SSSp4	N	SR22H	13	P	A	0.50	21,648	0.500	27,750
HMS903FA	7/19/2012	118059	S-S/SSSp4	N	SR22H	13	P	N	0.50	21,648	0.500	27,750
HMS903FA	8/16/2013	118060	EliPgm Sp3	N	SR20E	13	P	A	0.50	22,518	0.500	23,700
HMS903FA	8/16/2013	118060	EliPgm Sp3	N	SR20E	13	P	N	0.50	22,518	0.500	23,700
HMS903FA	1/2/2013	118061	S-S/SSSp4	N	SR22C	13	P	A	0.50	28,512	0.500	22,788
HMS903FA	1/2/2013	118061	S-S/SSSp4	N	SR22C	13	P	N	0.50	28,512	0.500	22,788
HMS903FA	7/2/2012	118664	S-S/SSSp5	N	SR24D	13	P	A	0.50	21,648	0.500	26,676
HMS903FA	7/2/2012	118664	S-S/SSSp5	N	SR24D	13	P	N	0.50	21,648	0.500	26,676
HMS903FA	1/2/2013	118665	S-S/SSSp4	N	SR22C	13	P	A	0.50	21,648	0.500	22,788
HMS903FA	1/2/2013	118665	S-S/SSSp4	N	SR22C	13	P	N	0.50	21,648	0.500	22,788
HMS903FA	9/3/2013	120722	EliWkr4	N	SR18J	03	P	A	0.53	21,642	0.530	28,626
HMS903FA	9/3/2013	120722	EliWkr4	N	SR18J	03	P	N	0.47	16,326	0.470	25,386

Department of Human Services
New Hires

Table 16

Prog ID/Org	New Hire Effective Date	Position Number	Position Title	Exempt	SR Level	BU Code	T/P	MOF	Budgeted	Budgeted	Actual	Actual
				(Y/N)					FTE	Salary	FTE	Salary
HMS903FA	3/19/2013	120732	Invstgr 5	N	SR24F	73	P	A	0.53	29,248	0.530	30,585
HMS903FA	3/19/2013	120732	Invstgr 5	N	SR24F	73	P	N	0.47	22,064	0.470	27,123
HMS903FA	3/16/2012	14137	Secy 4	N	SR18H	63	P	A	0.57	17,558	0.570	28,461
HMS903FA	3/16/2012	14137	Secy 4	N	SR18H	63	P	N	0.43	13,246	0.430	21,471
HMS903FA	1/2/2013	1639	EliPgm Sp6	N	SR26I	13	P	A	0.52	38,249	0.520	36,516
HMS903FA	1/2/2013	1639	EliPgm Sp6	N	SR26I	13	P	N	0.48	33,919	0.480	33,708
HMS903FA	6/18/2012	1692	EliWkr4	N	SR18J	03	P	A	0.55	15,980	0.550	29,707
HMS903FA	6/18/2012	1692	EliWkr4	N	SR18J	03	P	N	0.45	12,556	0.450	24,305
HMS903FA	10/1/2012	1702	Invstgr 4	N	SR22C	13	P	A	0.55	18,655	0.550	25,067
HMS903FA	10/1/2012	1702	Invstgr 4	N	SR22C	13	P	N	0.45	14,657	0.450	20,509
HMS903FA	3/16/2012	17404	EliPgm Sp3	N	SR20M	13	P	A	0.66	26,413	0.660	41,200
HMS903FA	3/16/2012	17404	EliPgm Sp3	N	SR20M	13	P	N	0.34	13,607	0.340	21,224
HMS903FA	2/1/2013	17404	EliPgm Sp3	N	SR20C	13	P	A	0.66	26,413	0.660	27,807
HMS903FA	2/1/2013	17404	EliPgm Sp3	N	SR20C	13	P	N	0.34	13,607	0.340	14,325
HMS903FA	8/2/2011	17597	EliPgm Sp4	N	SR22I	13	P	A	0.53	29,059	0.530	30,585
HMS903FA	8/2/2011	17597	EliPgm Sp4	N	SR22I	13	P	N	0.47	25,769	0.470	27,123
HMS903FA	8/16/2012	17597	EliPgm Sp4	N	SR22C	73	P	A	0.53	29,059	0.530	24,154
HMS903FA	8/16/2012	17597	EliPgm Sp4	N	SR22C	73	P	N	0.47	25,769	0.470	21,419
HMS903FA	11/16/2012	17597	EliPgm Sp4	N	SR22M	13	P	A	0.53	29,059	0.530	35,769
HMS903FA	11/16/2012	17597	EliPgm Sp4	N	SR22M	13	P	N	0.47	25,769	0.470	31,719
HMS903FA	9/17/2012	21507	Invstgr 4	N	SR22C	13	P	A	0.57	18,988	0.570	25,978
HMS903FA	9/17/2012	21507	Invstgr 4	N	SR22C	13	P	N	0.43	14,324	0.430	19,598
HMS903FA	4/16/2012	22160	SSSS AstAd	N	EM07	35	P	A	0.57	17,558	0.570	46,033
HMS903FA	4/16/2012	22160	SSSS AstAd	N	EM07	35	P	N	0.43	13,246	0.430	34,727
HMS903FA	6/26/2012	24977	OffcAsst 3	N	SR08A	63	P	A	0.57	16,266	0.570	14,630
HMS903FA	6/26/2012	24977	OffcAsst 3	N	SR08A	63	P	N	0.43	12,270	0.430	11,037
HMS903FA	9/25/2012	24977	OffcAsst 3	N	SR08A	63	P	A	0.57	16,266	0.570	14,630
HMS903FA	9/25/2012	24977	OffcAsst 3	N	SR08A	63	P	N	0.43	12,270	0.430	11,037
HMS903FA	12/11/2012	24977	OffcAsst 3	N	SR08A	63	P	A	0.57	16,266	0.570	14,630
HMS903FA	12/11/2012	24977	OffcAsst 3	N	SR08A	63	P	N	0.43	12,270	0.430	11,037
HMS903FA	3/12/2013	24977	OffcAsst 3	N	SR08A	63	P	A	0.57	16,266	0.570	14,630
HMS903FA	3/12/2013	24977	OffcAsst 3	N	SR08A	63	P	N	0.43	12,270	0.430	11,037
HMS903FA	5/1/2013	24977	OffcAsst 3	N	SR08A	03	P	A	0.57	16,266	0.570	14,631
HMS903FA	5/1/2013	24977	OffcAsst 3	N	SR08A	03	P	N	0.43	12,270	0.430	11,037

Department of Human Services
New Hires

Table 16

Prog ID/Org	New Hire Effective Date	Position Number	Position Title	Exempt	SR Level	BU Code	T/P	MOF	Budgeted	Budgeted	Actual	Actual
				(Y/N)					FTE	Salary	FTE	Salary
HMS903FA	7/25/2013	26043	EliPgm Sp5	N	SR24M	13	P	A	0.53	29,059	0.530	41,868
HMS903FA	7/25/2013	26043	EliPgm Sp5	N	SR24M	13	P	N	0.47	25,769	0.470	37,128
HMS903FA	8/22/2011	26044	EliPgm Sp4	N	SR22J	13	P	A	0.53	30,223	0.530	31,813
HMS903FA	8/22/2011	26044	EliPgm Sp4	N	SR22J	13	P	N	0.47	26,801	0.470	28,211
HMS903FA	3/6/2013	26044	EliPgm Sp4	N	SR22K	13	P	A	0.53	30,223	0.530	33,085
HMS903FA	3/6/2013	26044	EliPgm Sp4	N	SR22K	13	P	N	0.47	26,801	0.470	29,339
HMS903FA	10/9/2012	27624	OffcAsst 3	N	SR08A	63	P	A	0.57	13,899	0.570	14,630
HMS903FA	10/9/2012	27624	OffcAsst 3	N	SR08A	63	P	N	0.43	10,485	0.430	11,037
HMS903FA	7/1/2013	27624	OffcAsst 3	N	SR08A	03	P	A	0.57	13,899	0.570	14,631
HMS903FA	7/1/2013	27624	OffcAsst 3	N	SR08A	03	P	N	0.43	10,485	0.430	11,037
HMS903FA	4/16/2012	28052	SSSS Mgr	N	EM05	35	P	A	0.57	18,988	0.570	44,029
HMS903FA	4/16/2012	28052	SSSS Mgr	N	EM05	35	P	N	0.43	14,324	0.430	33,215
HMS903FA	6/20/2012	28069	EliPgm Sp4	N	SR22I	13	P	A	0.57	18,988	0.570	32,894
HMS903FA	6/20/2012	28069	EliPgm Sp4	N	SR22I	13	P	N	0.43	14,324	0.430	24,814
HMS903FA	8/12/2013	28069	EliPgm Sp4	N	SR22I	13	P	A	0.57	18,988	0.570	34,207
HMS903FA	8/12/2013	28069	EliPgm Sp4	N	SR22I	13	P	N	0.43	14,324	0.430	25,805
HMS903FA	6/1/2012	28081	EliPgm Sp5	N	SR24K	23	P	A	0.57	18,988	0.570	40,028
HMS903FA	6/1/2012	28081	EliPgm Sp5	N	SR24K	23	P	N	0.43	14,324	0.430	30,196
HMS903FA	2/1/2013	28086	Secy 1	N	SR12A	03	P	A	0.57	16,266	0.570	17,121
HMS903FA	2/1/2013	28086	Secy 1	N	SR12A	03	P	N	0.43	12,270	0.430	12,915
HMS903FA	12/16/2011	29838	Secy 2	N	SR14G	63	P	A	0.53	12,924	0.530	21,751
HMS903FA	12/16/2011	29838	Secy 2	N	SR14G	63	P	N	0.57	11,460	0.570	23,393
HMS903FA	1/16/2013	29839	Invstgr 4	N	SR22C	13	P	A	0.53	22,947	0.530	24,155
HMS903FA	1/16/2013	29839	Invstgr 4	N	SR22C	13	P	N	0.47	20,349	0.470	21,421
HMS903FA	6/4/2012	32160	OffcAsst 3	N	SR08A	63	P	N	1.00	25,368	1.000	25,667
HMS903FA	8/28/2012	32160	OffcAsst 3	N	SR08A	63	P	N	1.00	25,368	1.000	25,667
HMS903FA	2/11/2013	32160	OffcAsst 3	N	SR08A	63	P	N	1.00	25,368	1.000	25,667
HMS903FA	5/14/2013	32160	OffcAsst 3	N	SR08A	63	P	N	1.00	25,368	1.000	25,667
HMS903FA	6/6/2013	32160	OffcAsst 3	N	SR08A	03	P	N	1.00	25,368	1.000	25,668
HMS903FA	9/9/2013	32160	OffcAsst 3	N	SR08A	63	P	N	1.00	25,368	1.000	25,667
HMS903FA	7/27/2011	32449	EliPgm Sp5	N	SR24J	13	P	A	0.57	36,546	0.570	38,468
HMS903FA	7/27/2011	32449	EliPgm Sp5	N	SR24J	13	P	N	0.43	27,570	0.430	29,020
HMS903FA	3/12/2012	32449	EliPgm Sp5	N	SR24C	73	P	A	0.57	36,546	0.570	29,249
HMS903FA	3/12/2012	32449	EliPgm Sp5	N	SR24C	73	P	N	0.43	27,570	0.430	22,065

Department of Human Services
New Hires

Table 16

Prog ID/Org	New Hire Effective Date	Position Number	Position Title	Exempt	SR Level	BU Code	T/P	MOF	Budgeted	Budgeted	Actual	Actual
				(Y/N)					FTE	Salary	FTE	Salary
HMS903FA	5/16/2012	32449	EliPgm Sp5	N	SR24C	13	P	A	0.57	36,546	0.570	29,248
HMS903FA	5/16/2012	32449	EliPgm Sp5	N	SR24C	13	P	N	0.43	27,570	0.430	22,064
HMS903FA	11/12/2013	32803	Invstgr 4	N	SR22C	73	P	A	0.53	23,869	0.530	24,154
HMS903FA	11/12/2013	32803	Invstgr 4	N	SR22C	73	P	N	0.47	21,167	0.470	21,419
HMS903FA	8/1/2012	34716	Invstgr 4	N	SR22C	13	P	A	0.57	17,558	0.570	25,978
HMS903FA	8/1/2012	34716	Invstgr 4	N	SR22C	13	P	N	0.43	13,246	0.430	19,598
HMS903FA	4/2/2012	35194	EliWkr4	N	SR18E	03	P	A	0.53	19,118	0.530	23,538
HMS903FA	4/2/2012	35194	EliWkr4	N	SR18E	03	P	N	0.47	16,954	0.470	20,874
HMS903FA	6/3/2013	35195	EliWkr4	N	SR18E	03	P	A	0.53	28,283	0.530	23,538
HMS903FA	6/3/2013	35195	EliWkr4	N	SR18E	03	P	N	0.47	25,081	0.470	20,874
HMS903FA	7/28/2011	39642	Invstgr 5	N	SR24G	73	P	A	0.53	30,223	0.530	31,813
HMS903FA	7/28/2011	39642	Invstgr 5	N	SR24G	73	P	N	0.47	26,801	0.470	28,211
HMS903FA	7/23/2012	42438	EliPgm Sp4	N	SR22L	13	P	A	0.53	32,690	0.530	34,408
HMS903FA	7/23/2012	42438	EliPgm Sp4	N	SR22L	13	P	N	0.47	28,990	0.470	30,512
HMS903FA	10/10/2011	42439	EliPgm Sp4	N	SR22G	13	P	A	0.53	26,865	0.530	28,277
HMS903FA	10/10/2011	42439	EliPgm Sp4	N	SR22G	13	P	N	0.47	23,823	0.470	25,075
HMS903FA	10/10/2012	42440	EliPgm Sp4	N	SR22J	13	P	A	0.53	30,223	0.530	31,813
HMS903FA	10/10/2012	42440	EliPgm Sp4	N	SR22J	13	P	N	0.47	26,801	0.470	28,211
HMS903FA	12/3/2012	42522	EliPgm Sp3	N	SR20E	13	P	A	0.53	31,431	0.530	24,155
HMS903FA	12/3/2012	42522	EliPgm Sp3	N	SR20E	13	P	N	0.47	27,873	0.470	21,421
HMS903FA	11/16/2012	45454	Secy 3	N	SR16A	63	P	A	0.50	21,936	0.500	17,532
HMS903FA	11/16/2012	45454	Secy 3	N	SR16A	63	P	N	0.50	21,936	0.500	17,532
HMS903FA	5/21/2012	46870	S-S/SSSup3	N	SR26C	23	P	A	0.50	33,354	0.500	27,750
HMS903FA	5/21/2012	46870	S-S/SSSup3	N	SR26C	23	P	N	0.50	33,354	0.500	27,750
HMS903FA	5/16/2012	51788	EliPgm Sp5	N	SR24J	13	P	A	0.50	24,372	0.500	33,744
HMS903FA	5/16/2012	51788	EliPgm Sp5	N	SR24J	13	P	N	0.50	24,372	0.500	33,744
HMS903FA	8/16/2011	51837	OffcAsst 3	N	SR08A	03	P	A	0.50	12,192	0.500	12,834
HMS903FA	8/16/2011	51837	OffcAsst 3	N	SR08A	03	P	N	0.50	12,192	0.500	12,834
HMS903FA	11/1/2012	51837	OffcAsst 3	N	SR08A	03	P	A	0.50	12,192	0.500	12,834
HMS903FA	11/1/2012	51837	OffcAsst 3	N	SR08A	03	P	N	0.50	12,192	0.500	12,834
HMS904AA	2/21/2012	100049	Pvt Secy 2	Y	SR22A	63	P	A	1.00	53,264	1.000	44,412
HMS904AA	2/7/2012	100225	HdDepRptGv	Y	SRNA	00	P	A	1.00	94,692	1.000	92,646
HMS904AA	2/13/2012	117103	Clerical	Y	SRNA	63	T	A	1.00	33,744	1.000	35,520
HMS904AA	11/13/2013	117269	Gen ProfI	Y	SRNA	73	T	A	1.00	63,108	1.000	68,994

Department of Human Services
New Hires

Table 16

Prog ID/Org	New Hire Effective Date	Position Number	Position Title	Exempt	SR Level	BU Code	T/P	MOF	Budgeted	Budgeted	Actual	Actual
				(Y/N)					FTE	Salary	FTE	Salary
HMS904AA	6/25/2012	120216	Gen Admr	Y	SRNA	73	T	A	1.00	78,000	1.000	93,492
HMS904AA	8/1/2012	120365	Auditor 4	N	SR22I	13	P	A	0.65	28,142	0.650	37,510
HMS904AA	8/1/2012	120365	Auditor 4	N	SR22I	13	P	N	0.35	15,154	0.350	20,198
HMS904AA	4/16/2012	15304	IT Spclt 6	N	SR26M	13	P	A	0.65	28,142	0.650	53,383
HMS904AA	4/16/2012	15304	IT Spclt 6	N	SR26M	13	P	N	0.35	15,154	0.350	28,745
HMS904AA	4/16/2012	15305	IT Spclt 6	N	SR26H	23	P	A	0.65	23,142	0.650	43,867
HMS904AA	4/16/2012	15305	IT Spclt 6	N	SR26H	23	P	N	0.35	15,154	0.350	23,621
HMS904AA	7/2/2012	16067	PAuditClk1	N	SR11E	03	P	A	1.00	36,072	1.000	33,756
HMS904AA	8/16/2012	16069	PAuditClk1	N	SR11A	63	P	A	1.00	29,652	1.000	28,829
HMS904AA	10/1/2012	16069	PAuditClk1	N	SR11H	03	P	A	1.00	29,652	1.000	37,968
HMS904AA	1/16/2013	1644	Pers Tech6	N	SR15G	63	P	A	1.00	40,548	1.000	42,684
HMS904AA	12/28/2011	1648	PAuditClk2	N	SR13C	03	P	A	1.00	37,506	1.000	33,756
HMS904AA	7/2/2012	1657	Secy 3	N	SR16A	63	P	A	1.00	34,690	1.000	35,064
HMS904AA	3/12/2012	17574	Pms 3	N	SR20C	73	P	A	1.00	57,024	1.000	42,132
HMS904AA	4/16/2012	1777	Pms 5	N	SR24C	93	P	A	1.00	69,391	1.000	51,314
HMS904AA	6/18/2012	1777	Pms 5	N	SR24E	93	P	A	1.00	69,391	1.000	55,500
HMS904AA	5/1/2012	22388	Auditor 5	N	SR24C	23	P	A	1.00	72,168	1.000	51,312
HMS904AA	12/2/2011	22680	Pms 6	N	SR26I	93	P	A	1.00	52,728	1.000	70,224
HMS904AA	8/1/2012	23222	OffcAsst 3	N	SR08E	03	P	A	0.65	29,624	0.650	19,523
HMS904AA	8/1/2012	23222	OffcAsst 3	N	SR08E	03	P	A	0.35	15,952	0.350	10,513
HMS904AA	5/16/2013	23222	OffcAsst 3	N	SR08A	03	P	A	0.65	29,624	0.650	16,684
HMS904AA	5/16/2013	23222	OffcAsst 3	N	SR08A	03	P	A	0.35	15,952	0.350	8,984
HMS904AA	1/17/2012	23579	EliWkr5	N	SR20I	04	P	A	0.55	36,641	0.550	30,895
HMS904AA	1/17/2012	23579	EliWkr5	N	SR20I	04	P	A	0.45	16,232	0.450	25,277
HMS904AA	5/29/2012	2457	OffcAsst 3	N	SR08A	03	P	A	1.00	27,396	1.000	25,668
HMS904AA	12/22/2011	25972	Secy 3	N	SR16K	63	P	A	1.00	51,311	1.000	51,936
HMS904AA	6/3/2013	2622	Pers Clk 3	N	SR09A	63	P	A	1.00	34,692	1.000	26,700
HMS904AA	3/19/2012	26377	EliWkr4	N	SR18A	63	P	A	0.55	19,840	0.550	20,878
HMS904AA	3/19/2012	26377	EliWkr4	N	SR18A	63	P	N	0.45	16,232	0.450	17,082
HMS904AA	5/16/2012	26377	EliWkr4	N	SR18D	03	P	A	0.55	19,840	0.550	23,476
HMS904AA	5/16/2012	26377	EliWkr4	N	SR18D	03	P	N	0.45	16,232	0.450	19,208
HMS904AA	1/9/2012	26379	EliWkr4	N	SR18F	03	P	A	0.55	19,840	0.550	25,397
HMS904AA	1/9/2012	26379	EliWkr4	N	SR18F	03	P	N	0.45	16,232	0.450	20,779
HMS904AA	10/28/2013	26379	EliWkr4	N	SR18G	03	P	A	0.55	19,840	0.550	26,426

Department of Human Services
New Hires

Table 16

Prog ID/Org	New Hire Effective Date	Position Number	Position Title	Exempt	SR Level	BU Code	T/P	MOF	Budgeted	Budgeted	Actual	Actual
				(Y/N)					FTE	Salary	FTE	Salary
HMS904AA	10/28/2013	26379	EliWkr4	N	SR18G	03	P	N	0.45	16,232	0.450	21,622
HMS904AA	4/30/2012	26867	Auditor 4	N	SR22C	73	P	A	1.00	64,113	1.000	45,573
HMS904AA	7/31/2012	26867	Auditor 4	N	SR22C	73	P	A	1.00	64,113	1.000	45,573
HMS904AA	10/4/2012	26867	Auditor 4	N	SR22D	13	P	A	1.00	64,113	1.000	47,412
HMS904AA	7/10/2012	27127	Secy 1	N	SR12A	63	P	A	1.00	43,872	1.000	30,035
HMS904AA	3/18/2013	27127	Secy 1	N	SR12A	63	P	A	1.00	43,872	1.000	30,036
HMS904AA	6/1/2012	27324	EliWkr4	N	SR18F	03	P	A	0.55	19,840	0.550	25,397
HMS904AA	6/1/2012	27324	EliWkr4	N	SR18F	03	P	N	0.45	16,232	0.450	20,779
HMS904AA	8/22/2012	29618	PgmBgtAnl4	N	SR22I	13	P	A	1.00	54,828	1.000	57,708
HMS904AA	4/9/2012	29900	OffcAsst 3	N	SR08A	63	P	A	1.00	24,384	1.000	25,667
HMS904AA	8/6/2012	29900	OffcAsst 3	N	SR08C	03	P	A	1.00	24,384	1.000	27,756
HMS904AA	5/16/2012	30529	EliWkr4	N	SR18D	03	P	A	0.55	30,538	0.550	23,476
HMS904AA	5/16/2012	30529	EliWkr4	N	SR18D	03	P	N	0.45	24,986	0.450	19,208
HMS904AA	3/19/2012	30533	EliWkr4	N	SR18A	63	P	A	0.55	19,840	0.550	20,878
HMS904AA	3/19/2012	30533	EliWkr4	N	SR18A	63	P	N	0.45	16,232	0.450	17,082
HMS904AA	5/16/2012	30533	EliWkr4	N	SR18B	03	P	A	0.55	19,840	0.550	21,714
HMS904AA	5/16/2012	30533	EliWkr4	N	SR18B	03	P	N	0.45	16,232	0.450	17,766
HMS904AA	9/17/2012	30772	Pers Clk 4	N	SR11K	63	P	A	1.00	40,548	1.000	42,684
HMS904AA	12/7/2011	31178	Secy 2	N	SR14J	03	P	A	0.80	32,832	0.800	36,941
HMS904AA	12/7/2011	31178	Secy 2	N	SR14J	03	P	N	0.20	8,208	0.200	9,235
HMS904AA	2/6/2012	31847	Acct Clk 3	N	SR11D	03	P	A	1.00	27,396	1.000	32,424
HMS904AA	6/1/2012	31863	Pers Clk 4	N	SR11K	63	P	A	1.00	29,652	1.000	42,684
HMS904AA	12/3/2012	31863	Pers Clk 4	N	SR11A	63	P	A	1.00	29,652	1.000	28,836
HMS904AA	1/17/2012	32018	OffcAsst 3	N	SR08D	03	P	A	1.00	24,384	1.000	27,396
HMS904AA	5/29/2012	32018	OffcAsst 3	N	SR08A	63	P	A	1.00	24,384	1.000	25,667
HMS904AA	8/28/2012	32018	OffcAsst 3	N	SR08A	63	P	A	1.00	24,384	1.000	25,667
HMS904AA	10/16/2012	32018	OffcAsst 3	N	SR08A	03	P	A	1.00	24,384	1.000	25,668
HMS904AA	10/21/2013	34020	Acct Clk 3	N	SR11B	03	P	A	1.00	34,692	1.000	30,036
HMS904AA	9/17/2012	34112	Acct Clk 3	N	SR11A	03	P	A	1.00	33,312	1.000	28,836
HMS904AA	6/5/2012	36257	Acct Clk 4	N	SR13F	03	P	A	1.00	27,396	1.000	37,968
HMS904AA	1/3/2012	3783	BusMgtOfr2	N	EM07	35	P	A	1.00	83,560	1.000	91,164
HMS904AA	1/9/2012	40711	Pms 3	N	SR20J	73	P	A	1.00	43,296	1.000	55,500
HMS904AA	10/16/2012	41925	Pms 2	N	SR18G	73	P	A	1.00	59,304	1.000	45,576
HMS904AA	9/17/2012	42052	Pms 1	N	SR16G	73	P	A	1.00	61,680	1.000	42,132

Department of Human Services
New Hires

Table 16

Prog ID/Org	New Hire Effective Date	Position Number	Position Title	Exempt	SR Level	BU Code	T/P	MOF	Budgeted	Budgeted	Actual	Actual
				(Y/N)					FTE	Salary	FTE	Salary
HMS904AA	6/18/2012	42074	Pms 4	N	SR22C	73	P	A	1.00	41,860	1.000	45,573
HMS904AA	7/17/2012	42074	Pms 4	N	SR22C	73	P	A	1.00	41,860	1.000	45,573
HMS904AA	12/17/2012	42074	Pms 1	N	SR16C	73	P	A	1.00	41,860	1.000	36,024
HMS904AA	1/4/2012	42082	EliPgm Sp4	N	SR22H	13	P	A	0.55	38,432	0.550	30,525
HMS904AA	1/4/2012	42082	EliPgm Sp4	N	SR22H	13	P	N	0.45	18,009	0.450	24,975
HMS904AA	1/16/2013	42084	PgmBgtAnl4	N	SR22C	13	P	A	1.00	47,492	0.500	45,576
HMS904AA	7/8/2013	43064	Pms 3	N	SR20	73	P	A	1.00	43,296	1.000	47,400
HMS904AA	8/1/2012	43869	IT Spclt 4	N	SR22E	13	P	A	0.65	28,142	0.650	32,066
HMS904AA	8/1/2012	43869	IT Spclt 4	N	SR22E	13	P	N	0.35	15,154	0.350	17,266
HMS904AA	6/17/2013	43876	IT Spclt 4	N	SR22C	13	P	A	0.65	30,748	0.650	29,624
HMS904AA	6/17/2013	43876	IT Spclt 4	N	SR22C	13	P	N	0.35	16,556	0.350	15,952
HMS904AA	3/5/2012	46743	Pms 1	N	SR16C	73	P	A	1.00	43,296	1.000	36,024
HMS904AA	5/16/2013	51813	IT Spclt 5	N	SR24C	23	P	A	0.65	50,918	0.650	33,353
HMS904AA	5/16/2013	51813	IT Spclt 5	N	SR24C	23	P	N	0.35	27,418	0.350	17,959
HMS904AA	11/16/2011	5712	Secy 1	N	SR12D	03	P	A	0.55	17,635	0.550	18,566
HMS904AA	11/16/2011	5712	Secy 1	N	SR12D	03	P	N	0.45	14,429	0.450	15,190
HMS904AA	3/2/2012	7732	PAuditClk3	N	SR15G	04	P	A	1.00	42,191	1.000	42,684

Department of Human Services
Unauthorized Positions

Table 17

<u>Prog ID/Org</u>	<u>Date Established</u>	<u>Legal Authority</u>	<u>Position Number</u>	<u>Position Title</u>	<u>Exempt (Y/N)</u>	<u>SR Level</u>	<u>BU Code</u>	<u>T/P</u>	<u>MOF</u>	<u>FTE</u>	<u>Annual Salary</u>	<u>Filled (Y/N)</u>	<u>Occupied by 89 Day Hire (Y/N)</u>
904AA	01/09/13	HRS 76-16(b)(12)	120831*	Limited Eng Profncy Proj Mgr	Y	N/A	13	T	A	1.000	\$ 70,188	Y	N
904AA	01/09/13	HRS 76-16(b)(12)	120832*	Limited Eng Prfcncy Coordntr	Y	N/A	13	T	A	1.000	\$ 55,488	Y	N
904AA	01/09/13	HRS 76-16(b)(12)	120833*	Limited Eng Prfcncy Coordntr	Y	N/A	13	T	A	1.000	\$ 55,488	Y	N
904AA	04/12/13	HRS 76-16(b)(12)	120903**	Office Assistant III	N	8	03	T	A	1.000	\$ 25,668	N	N
*These positions were approved by the Department of Budget and Finance and the Governor for DHS to use existing funds. These are short-term positions.													
**Position is in process of being converted to Civil Service status.													

Department of Human Services
Overtime Expenditures

Table 18

Prog ID	Program Title	MOF	FY12 (actual)			FY13 (actual)			FY14 (estimated)			FY15 (budgeted)		
			Base Salary \$\$\$\$	Overtime \$\$\$\$	Overtime Percent	Base Salary \$\$\$\$	Overtime \$\$\$\$	Overtime Percent	Base Salary \$\$\$\$	Overtime \$\$\$\$	Overtime Percent	Base Salary \$\$\$\$	Overtime \$\$\$\$	Overtime Percent
HMS301	CHILD PROTECTIVE SVC	A/N	\$ 14,103,398	\$ 231,557	1.6%	\$ 13,998,085	\$ 289,365	2.1%	\$ 14,816,096	\$ 306,275	2.1%	\$ 15,408,740	\$ 318,526	2.1%
HMS601	ADULT COMM CARE SVC	A/N	\$ 3,207,462	\$ 13,902	0.4%	\$ 3,511,468	\$ 15,034	0.4%	\$ 4,011,292	\$ 17,174	0.4%	\$ 4,171,744	\$ 17,861	0.4%
HMS 901	GEN SUPP FOR SOC SVC	A/N	\$ 618,834	\$ -	0.0%	\$ 769,077	\$ 5,717	0.7%	\$ 895,498	\$ 8,059	0.9%	\$ 931,318	\$ 8,382	0.9%
HMS238	DISABILITY DETERMINATION	N	\$ 1,601,792	\$ 77,721	4.9%	\$ 1,666,682	\$ 99,175	6.0%	\$ 1,733,349	\$ 121,334	7.0%	\$ 1,733,349	\$ 138,668	8.0%
HMS802	VOCATIONAL REHABILITATION	A/N	\$ 3,774,279	\$ -	0.0%	\$ 3,926,875	\$ 9,468	0.2%	\$ 4,083,950	\$ 20,420	0.5%	\$ 4,083,950	\$ 20,420	0.5%
HMS 888	Commission on the Status of Women	A	\$ 52,482	\$ -	0.0%	\$ 73,390	\$ -	0.0%	\$ 92,472	\$ -	0.0%	\$ 96,171	\$ -	0.0%
HMS 224	Homeless Services	A	\$ 148,139	\$ -	0.0%	\$ 209,960	\$ 19	0.0%	\$ 244,824	\$ -	0.0%	\$ 254,617	\$ -	0.0%
HMS 236	Case Management for Self sufficiency	A/N	\$ 17,590,356	\$ 214,304	1.2%	\$ 17,968,553	\$ 381,448	2.1%	\$ 20,107,032	\$ 341,820	1.7%	\$ 20,911,313	\$ 355,492	1.7%
HMS 302	General Support for Child Care	A/N	\$ 1,487,164	\$ 4,032	0.3%	\$ 1,777,135	\$ 5,091	0.3%	\$ 2,013,600	\$ 6,041	0.3%	\$ 2,094,144	\$ 6,282	0.3%
HMS 903	General Support for Self Sufficiency	A/N	\$ 3,314,223	\$ -	0.0%	\$ 3,513,753	\$ 3,987	0.1%	\$ 4,158,600	\$ 4,159	0.1%	\$ 4,324,944	\$ 4,325	0.1%
HMS 902	Gen Supp for Hlth Care Pmt	A/N	\$ 7,973,603	\$ 188,317	2.4%	\$ 8,557,438	\$ 195,261	2.3%	\$ 9,853,735	\$ 228,607	2.3%	\$ 10,247,884	\$ 102,479	1.0%
HMS 501	In-Community Youth Programs	A/N	\$ 429,905	\$ 588	0.1%	\$ 673,144	\$ 1,351	0.2%	\$ 742,336	\$ -	0.0%	\$ 769,299	\$ -	0.0%
HMS 503	Hawaii Youth Correctional Facility	A	\$ 5,218,876	\$ 1,165,685	22.3%	\$ 5,348,316	\$ 1,498,904	28.0%	\$ 5,976,963	\$ 1,312,000	22.0%	\$ 5,818,273	\$ 1,198,724	20.6%
220	Housing Program	N	\$ 5,694,699	\$ 144,982	2.5%	\$ 5,569,484	\$ 146,018	2.6%	5,743,481	148,420	2.6%	5,784,091	149,442	2.6%
222	Rent Subsidy Program	N	\$ 796,233	\$ 20,812	2.6%	\$ 782,539	\$ 20,126	2.6%	805,037	20,872	2.6%	810,704	21,021	2.6%
229	Central Office	N	\$ 3,757,136	\$ 112,181	3.0%	\$ 4,742,089	\$ 29,678	0.6%	4,344,454	71,523	1.6%	4,368,116	72,558	1.7%
HMS 904	Gen Administration													
	DIR (001)	A	\$ 578,459	\$ -	0.0%	\$ 627,550	\$ -	0.0%	\$ 856,154	\$ -	0.0%	\$ 890,400	\$ -	0.0%
	AAO (010)	A	\$ 102,055	\$ -	0.0%	\$ 126,432	\$ -	0.0%	\$ 138,420	\$ -	0.0%	\$ 143,957	\$ -	0.0%
	FMO (02X)	A	\$ 1,368,379	\$ 25,146	1.8%	\$ 1,500,028	\$ 10,250	0.7%	\$ 1,585,320	\$ 19,975	1.3%	\$ 1,648,733	\$ 20,774	1.3%
	PERS (030)	A	\$ 1,108,040	\$ 696	0.1%	\$ 1,117,884	\$ 37,895	3.4%	\$ 1,250,328	\$ 21,631	1.7%	\$ 1,300,341	\$ 22,496	1.7%
**	MSO (04X)	A	\$ 1,494,762	\$ 94,292	6.3%	\$ 1,596,767	\$ 20,031	1.3%	\$ 1,587,169	\$ 18,573	1.2%	\$ 1,650,656	\$ 20,800	1.3%
	OIT (060)	A	\$ 2,324,024	\$ -	0.0%	\$ 2,321,135	\$ -	0.0%	\$ 2,565,036	\$ 3,000	0.1%	\$ 2,667,637	\$ 4,000	0.1%
**	incl both AQCR0 & BP00													

Department of Human Services
Overpayments

Table 19

Employee Name	Date of Overpayment	Gross Amount Overpaid	Amount Recovered	Balance	Category				Reason for Overpayment	Referred to Attorney General
					Employed		Not Employed			
					Occurred > 2 Years	Occurred < 2 Years	Occurred > 2 Years	Occurred < 2 Years		
	2010	\$ 2,383.37	\$ -	\$ 2,383.37				\$ 2,383.37	LWOP	Yes
	2008	\$ 4,450.00	\$ 2,122.18	\$ 2,327.82				\$ 2,327.82	Cal Error	Yes
	1999	\$ 5,820.05	\$ 4,470.05	\$ 1,350.00				\$ 1,350.00	LWOP	Yes
	2001	\$ 596.36	\$ -	\$ 596.36				\$ 596.36	LWOP	Yes
	1999	\$ 2,540.31	\$ 1,269.41	\$ 1,270.90				\$ 1,270.90	LWOP	Yes
	2003, 2003	\$ 749.60	\$ -	\$ 749.60				\$ 749.60	LWOP	Yes
	2005, 2006	\$ 1,614.92	\$ -	\$ 1,614.92				\$ 1,614.92	LWOP	Yes
	2009	\$ 395.50	\$ 98.71	\$ 296.79				\$ 296.79	LWOP	Yes
	2008	\$ 2,484.64	\$ -	\$ 2,484.64				\$ 2,484.64	LWOP	Yes
	2006,2008,2009	\$ 2,664.13	\$ 1,803.35	\$ 860.78				\$ 860.78	LWOP,COB	Yes
	2008	\$ 91.54	\$ -	\$ 91.54				\$ 91.54	LWOP	Yes
	2008	\$ 2,255.73	\$ 1,576.01	\$ 679.72				\$ 679.72	LWOP	Yes
	2004	\$ 228.86	\$ -	\$ 228.86				\$ 228.86	LWOP	Yes
	2008	\$ 1,371.34	\$ 1,369.39	\$ 1.95				\$ 1.95	LWOP	Yes
	2007, 2009	\$ 1,394.80	\$ -	\$ 1,394.80				\$ 1,394.80	TA Pay	Yes
	1999	\$ 4,598.67	\$ 2,779.00	\$ 1,819.67				\$ 1,819.67	LWOP	Yes
	2009-2010	\$ 10,600.40	\$ 2,925.00	\$ 7,675.40				\$ 7,675.40	LWOP	Yes
	2002	\$ 248.21	\$ 3.36	\$ 244.85				\$ 244.85	LWOP	Yes
	2004	\$ 68.81	\$ -	\$ 68.81				\$ 68.81	LWOP	Yes
	2003	\$ 89.17	\$ -	\$ 89.17				\$ 89.17	W/C Adj	Yes
	2006	\$ 774.50	\$ 1,033.08	\$ (258.58)				\$ (258.58)	LWOP	Yes
	2007	\$ 852.14	\$ -	\$ 852.14				\$ 852.14	LWOP	Yes
	1999, 2000, 2003	\$ 1,486.63	\$ 71.61	\$ 1,415.02				\$ 1,415.02	LWOP	Yes
	2005	\$ 641.95	\$ 206.00	\$ 435.95				\$ 435.95	COB	Yes
	2008	\$ 747.35	\$ 120.24	\$ 627.11				\$ 627.11	LWOP	Yes
	2006	\$ 1,320.23	\$ -	\$ 1,320.23				\$ 1,320.23	LWOP	Yes
	2003	\$ 812.46	\$ 54.94	\$ 757.52				\$ 757.52	LWOP	Yes
	2008, 2009	\$ 2,242.40	\$ 1,331.00	\$ 911.40				\$ 911.40	LWOP	Yes
	2008	\$ 817.16	\$ 391.81	\$ 425.35				\$ 425.35	LWOP	Yes
	2008	\$ 774.16	\$ 416.20	\$ 357.96				\$ 357.96	LWOP	Yes
	2009	\$ 367.85	\$ 130.54	\$ 237.31				\$ 237.31	LWOP	Yes
	2003	\$ 239.32	\$ 89.32	\$ 150.00				\$ 150.00	LWOP	Yes
	2007	\$ 196.89	\$ -	\$ 196.89				\$ 196.89	LWOP	Yes
	1993	\$ 569.13	\$ 357.00	\$ 212.13				\$ 212.13	LWOP	Yes

Department of Human Services
Overpayments

Table 19

Employee Name	Date of Overpayment	Gross Amount Overpaid	Amount Recovered	Balance	Category				Reason for Overpayment	Referred to Attorney General
					Employed		Not Employed			
					Occurred > 2 Years	Occurred < 2 Years	Occurred > 2 Years	Occurred < 2 Years		
	1998, 1999	\$ 1,894.04	\$ 1,500.00	\$ 394.04				\$ 394.04	LWOP	Yes
	2003	\$ 271.85	\$ -	\$ 271.85				\$ 271.85	COB	Yes
	2003	\$ 1,761.13	\$ -	\$ 1,761.13				\$ 1,761.13	LWOP	Yes
	2008-2009	\$ 2,841.99	\$ 1,034.87	\$ 1,807.12				\$ 1,807.12	LWOP	Yes
	2009-2010	\$ 271.59	\$ 45.56	\$ 226.03				\$ 226.03	LWOP	Yes
	2006	\$ 4,540.55	\$ 1,200.00	\$ 3,340.55				\$ 3,340.55	LWOP	Yes
	2008	\$ 120.80	\$ 80.01	\$ 40.79				\$ 40.79	LWOP	Yes
	2008	\$ 92.08	\$ -	\$ 92.08				\$ 92.08	LWOP/COB	No
	2010	\$ 2,261.91	\$ 2,061.91	\$ 200.00				\$ 200.00	FVP	No
	2009	\$ 3,170.44	\$ 1,277.74	\$ 1,892.70				\$ 1,892.70	LWOP/COB	No
	2013	\$ 718.77	\$ 581.76	\$ 137.01	\$ 137.01				Taxes Owed from WC	No
	2012,2013	\$ 1,798.83	\$ 1,650.00	\$ 148.83	\$ 148.83				LWOP	No
	2006, 2008	\$ 315.42	\$ -	\$ 315.42				\$ 315.42	LWOP/COB	No
	2008	\$ 176.11	\$ -	\$ 176.11		\$ 176.11			LWOP	No

Department of Human Services
Contract Costs

Prog ID	MOF	Frequency		Max Value	Outstanding Balance	Date Executed	Term of Contract		Organization	Category E/L/P/C/G/S	Description	Method and Frequency of Monitoring	POS Y/N
		Amount	(M/A/O)				From	To					
HMS 224	A	\$ 560,994	M	\$ 1,181,040.00	\$ 620,046.00	7/29/2013	8/1/2013	7/31/2014	Alternative Structures International	S	operation of 2 transitional shelters: Ohana Ola (383,040); Ulu (798,000)	Prog. Specialist Assigned	N
HMS 224	A	\$ 137,540	M	\$ 289,560.00	\$ 152,020.00	8/1/2013	8/1/2013	7/31/2014	Catholic Charities Hawaii	S	transitional shelter: Mailli Land	Prog. Specialist Assigned	N
HMS 224	A	\$ 99,750	M	\$ 210,000.00	\$ 110,250.00	8/1/2013	8/1/2013	7/31/2014	Family Life Center	S	emergency shelter: Ho'olanani	Prog. Specialist Assigned	N
HMS 224	A	\$ 36,100	M	\$ 76,000.00	\$ 39,900.00	8/1/2013	8/1/2013	7/31/2014	Family Promise of Hawaii	S	2 emergency shelters: FPH-Honolulu (38,482); FPH-Windward (37,518)	Prog. Specialist Assigned	N
HMS 224	A	\$ 54,150	M	\$ 114,000.00	\$ 59,850.00	8/1/2013	8/1/2013	7/31/2014	Gregory House Programs	S	2 transitional shelters: GH (62,700); Comm. Res. Prog. (51,300)	Prog. Specialist Assigned	N
HMS 224	A	\$ 16,463	M	\$ 34,657.00	\$ 18,194.00	7/29/2013	8/1/2013	7/31/2014	Hale Kipa, Inc.	S	3 transitional shelters: A'awa (11,197); Maka'aloa (11,730); Apa'a (11,730)	Prog. Specialist Assigned	N
HMS 224	A	\$ 257,130	M	\$ 1,274,000.00	\$1,016,870.28	8/1/2013	8/1/2013	7/31/2014	Waikiki Health Center	S	emergency shelter: Next Step (920,000) plus job training (354,000 - HCDA via journal voucher)	Prog. Specialist Assigned	N
HMS 224	A	\$ -	M	\$ 129,960.00	\$ 129,960.00	8/1/2013	8/1/2013	7/31/2014	Hawaii Island Home for Recovery, Inc.	S	transitional shelter	Prog. Specialist Assigned	N
HMS 224	A	\$ 166,155	M	\$ 699,600.00	\$ 533,445.00	8/1/2013	8/1/2013	7/31/2014	Holomua Na Ohana	S	2 transitional shelters: Onemalu (405,600); Weinberg Village Waimanalu (294,000)	Prog. Specialist Assigned	N
HMS 224	A	\$ 171,000	M	\$ 360,000.00	\$ 189,000.00	8/1/2013	8/1/2013	7/31/2014	Honolulu Community Action Program	S	transitional shelter: Kumuhonua	Prog. Specialist Assigned	N
HMS 224	A	\$ 261,228	M	\$ 644,502.00	\$ 383,274.00	8/1/2013	8/1/2013	7/31/2014	Housing Solutions, Inc.	S	4 transitional shelters: Kulaokahua; Nakolea; Loliana; Vancouver House	Prog. Specialist Assigned	N
HMS 224	A	\$ 601,670	M	\$ 1,166,670.00	\$ 565,000.00	7/25/2013	8/1/2013	7/31/2014	Institute for Human Services, Inc.	S	2 emergency shelters: Sumner; Ka'aahi	Prog. Specialist Assigned	N
HMS 224	A	\$ 38,839	M	\$ 40,883.00	\$ 2,044.00	8/1/2013	8/1/2013	8/31/2013	Kahikolu Ohana Hale O Waianae	S	transitional shelter	Prog. Specialist Assigned	N
HMS 224	A	\$ 132,406	M	\$ 278,749.00	\$ 146,343.00	8/1/2013	8/1/2013	7/31/2014	Kauai Economic Opportunity, Inc.	S	emergency & transitional shelters: Mana'olana Emer. & Trans. Shelter; Komohana Group Home (trans.); Lihue Court (trans.)	Prog. Specialist Assigned	N
HMS 224	A	\$ 252,564	M	\$ 439,576.00	\$ 187,012.00	8/1/2013	8/1/2013	7/31/2014	Ka Hale A Ke Ola Homeless Resource Center	S	emergency & transitional shelters: KHAKO-Westside; KHAKO-Central	Prog. Specialist Assigned	N
HMS 224	A	\$ 32,152	M	\$ 135,375.00	\$ 103,223.00	8/1/2013	8/1/2013	7/31/2014	Mental Health Kokua	S	transitional shelter: Safe Haven	Prog. Specialist Assigned	N
HMS 224	A	\$ 191,117	M	\$ 804,700.00	\$ 613,583.00	8/15/2013	8/15/2013	7/31/2014	HOPE Services Hawaii, Inc.	S	2 emergency shelters: West Hawaii Emer. Housing Shelter, Kihei Pua; 4 transitional shelters: Beyond Shelter, HOPE Resource Ctr., Kaloko Tran. Housing	Prog. Specialist Assigned	N
HMS 224	A	\$ 182,001	M	\$ 383,159.00	\$ 201,158.00	7/25/2013	8/1/2013	7/31/2014	River of Life Mission, Inc.	S	emergency shelter: Lighthouse Outreach Center	Prog. Specialist Assigned	N
HMS 224	A	\$ 255,520	M	\$ 449,717.00	\$ 194,197.00	9/1/2013	9/1/2013	7/31/2014	United States Veterans Initiative	S	Transitional shelter: Kahikolu	Prog. Specialist Assigned	N
HMS 224	A	\$ 16,625	M	\$ 70,000.00	\$ 53,375.00	8/1/2013	8/1/2013	7/31/2014	Steadfast Housing Development Corporation	S	transitional shelter: Hale Ulu Pono	Prog. Specialist Assigned	N
HMS 224	A	\$ 924,161	M	\$ 1,945,600.00	\$1,021,439.00	8/1/2013	8/1/2013	7/31/2014	United States Veterans Initiative	S	2 transitional shelters: U.S. VETS (142,500); Paiolu (1,803,100)	Prog. Specialist Assigned	N
HMS 224	A	\$ 321,016	M	\$ 676,875.00	\$ 355,859.00	7/25/2013	8/1/2013	7/31/2014	Waianae Community Outreach	S	emergency shelter: Hope for a New Beginning	Prog. Specialist Assigned	N
HMS 224	A	\$ 69,770	M	\$ 146,880.00	\$ 77,110.00	7/31/2013	8/1/2013	7/31/2014	Women In Need (WIN)	S	3 transitional shelters: WIN (BTS) Bridge to Success (34,200); WIN Family House (47,880); BTS-Kauai (64,800)	Prog. Specialist Assigned	N
HMS 224	A	\$ 77,900	M	\$ 164,000.00	\$ 86,100.00	7/31/2013	8/1/2013	7/31/2014	Family Life Center	S	homeless outreach	Prog. Specialist Assigned	N
HMS 224	A	\$ 108,063	M	\$ 227,500.00	\$ 119,437.00	7/29/2013	8/1/2013	7/31/2014	Kalihi-Palama Health Center	S	homeless outreach	Prog. Specialist Assigned	N

Department of Human Services
Contract Costs

Table 20

Prog ID	MOF	Frequency		Max Value	Outstanding Balance	Date Executed	Term of Contract		Organization	Category E/L/P/C/G/S	Description	Method and Frequency of Monitoring	POS Y/N
		Amount	(M/A/O)				From	To					
HMS 224	A	\$ 35,198	M	\$ 74,100.00	\$ 38,902.00	8/1/2013	8/1/2013	7/31/2014	Kauai Economic Opportunity, Inc.	S	homeless outreach	Prog. Specialist Assigned	N
HMS 224	A	\$ 290,938	M	\$ 612,500.00	\$ 321,562.00	7/29/2013	8/1/2013	7/31/2014	HOPE Services Hawaii, Inc.	S	homeless outreach	Prog. Specialist Assigned	N
HMS 224	A	\$ 129,676	M	\$ 273,000.00	\$ 143,324.00	8/1/2013	8/1/2013	7/31/2014	Salvation Army Maui	S	homeless outreach	Prog. Specialist Assigned	N
HMS 224	A	\$ 20,736	M	\$ 87,306.00	\$ 66,570.00	8/1/2013	8/1/2013	7/31/2014	Waianae Coast Comprehensive Health Center	S	homeless outreach	Prog. Specialist Assigned	N
HMS 224	A	\$ 130,746	M	\$ 275,255.00	\$ 144,509.00	7/25/2013	8/1/2013	7/31/2014	Waianae Community Outreach	S	homeless outreach	Prog. Specialist Assigned	N
HMS 224	A	\$ 228,000	M	\$ 480,000.00	\$ 252,000.00	8/1/2013	8/1/2013	7/31/2014	Waikiki Health Center	S	homeless outreach	Prog. Specialist Assigned	N
HMS 224	A	\$ 118,750	M	\$ 250,000.00	\$ 131,250.00	8/1/2013	8/1/2013	7/31/2014	Helping Hands Hawaii	S	SHEG: rent, utilities & miscellaneous expenses to maintain housing	Prog. Specialist Assigned	N
HMS 224	A	\$ 59,376	M	\$ 125,000.00	\$ 65,624.00	8/1/2013	8/1/2013	7/31/2014	Catholic Charities Hawaii	S	SHEG: rent, utilities & miscellaneous expenses to maintain housing	Prog. Specialist Assigned	N
HMS 224	N	\$ 193,247	M	\$ 408,204.00	\$ 214,956.87	4/30/2013	5/1/2013	4/30/2014	HOPE Services Hawaii, Inc.	S	CoC Homeless Assistance Prog.: Shelter + Care--permanent housing (TRA) // Kukui	Prog. Specialist Assigned	N
HMS 224	A	\$ -	M	\$ 35,599.00	\$ 35,599.00	pending	pending	pending	HOPE Services Hawaii, Inc.	S	CoC - S+C - Kukui - Supplemental	Prog. Specialist Assigned	N
HMS 224	N	\$ 32,203	M	\$ 183,240.00	\$ 151,036.77	7/1/2013	7/1/2013	6/30/2014	Family Life Center	S	CoC Homeless Assistance Program: Shelter + Care--EHA (TRA) #6	Prog. Specialist Assigned	N
HMS 224	A	\$ -	M	\$ 34,381.00	\$ 34,381.00	pending	pending	pending	Family Life Center	S	CoC - EHA - State match	Prog. Specialist Assigned	N
HMS 224	N	\$ 140,385	M	\$ 184,800.00	\$ 44,414.51	2/26/2010	10/1/2009	9/30/2014	HOPE Services, Hawaii, Inc.	S	Shelter + Care--New Direction (TRA)	Prog. Specialist Assigned	N
HMS 224	N	\$ -	M	\$ 41,160.00	\$ 41,160.00	5/1/2013	5/1/2013	4/30/2014	University of Hawaii	S	HMIS Analysis and Dissemination (SHP)	Prog. Specialist Assigned	N
HMS 224	N	\$ 28,756	M	\$ 77,536.00	\$ 48,780.48	4/1/2013	4/1/2013	3/31/2014	Women Helping Women (SHP)	S	Supportive Housing Program (SHP)	Prog. Specialist Assigned	N
HMS 224	N	\$ 16,416	M	\$ 31,131.00	\$ 14,714.78	1/31/2013	2/1/2013	1/31/2014	HMIS--Hybrid International	S	HMIS support	Prog. Specialist Assigned	N
HMS 224	A	\$ -	M	\$ 7,800.00	\$ 7,800.00	1/31/2013	2/1/2013	1/31/2014	HMIS--Hybrid International	S	HMIS support	Prog. Specialist Assigned	N
HMS 224	N	\$ -	M	\$ 115,628.00	\$ 115,628.00	11/1/2013	11/1/2013	10/31/2014	Hawaii Island Home for Recovery, Inc.	S	SHP-HIHR Permanent Housing	Prog. Specialist Assigned	N
HMS 224	N	\$ 66,578	M	\$ 168,042.00	\$ 101,464.42	7/1/2013	7/1/2013	6/30/2014	Maui AIDS Foundation	S	Permanent Housing (HOPWA) inc. 5041 admin	Prog. Specialist Assigned	N
HMS 224	N	\$ 3,888	M	\$ 15,550.00	\$ 11,662.47	7/1/2013	7/1/2013	6/30/2014	Ka Hale A Ke Ola Homeless Resource Center	S	emergency shelter	Prog. Specialist Assigned	N
HMS 224	N	\$ 9,452	M	\$ 15,550.00	\$ 6,098.18	7/1/2013	7/1/2013	6/30/2014	Women Helping Women	S	emergency shelter	Prog. Specialist Assigned	N
HMS 224	N	\$ 5,137	M	\$ 27,906.00	\$ 22,768.62	7/1/2013	7/1/2013	6/30/2014	Child and Family Services	S	Domestic Violence Emergency Shelter	Prog. Specialist Assigned	N
HMS 224	N	\$ 10,644	M	\$ 23,474.00	\$ 12,830.25	7/1/2013	7/1/2013	6/30/2014	Family Life Center	S	emergency shelter	Prog. Specialist Assigned	N
HMS 224	N	\$ -	M	\$ 49,607.00	\$ 49,607.00	7/1/2013	7/1/2013	6/30/2014	HOPE Services Hawaii, Inc.	S	emergency shelter	Prog. Specialist Assigned	N
HMS 224	N	\$ 10,788	M	\$ 26,101.00	\$ 15,312.91	8/1/2013	8/1/2013	6/30/2014	Kauai Economic Opportunity	S	emergency shelter	Prog. Specialist Assigned	N
HMS 224	N	\$ -	M	\$ 55,866.00	\$ 55,866.00	7/1/2013	7/1/2013	6/30/2014	Family Life Center	S	Rapid Re-Housing and Homeless Prevention (ESG)	Prog. Specialist Assigned	N
HMS 224	N	\$ -	M	\$ 79,502.00	\$ 79,502.00	7/1/2013	7/1/2013	6/30/2014	HOPE Services Hawaii	S	Rapid Re-Housing and Homeless Prevention (ESG)	Prog. Specialist Assigned	N
HMS 224	N	\$ 13,758	M	\$ 26,773.00	\$ 13,014.93	8/1/2013	8/1/2013	6/30/2014	Kauai Economic Opportunity	S	Rapid Re-Housing and Homeless Prevention (ESG)	Prog. Specialist Assigned	N
HMS 224	N	\$ 5,081	M	\$ 17,859.00	\$ 12,778.21	10/1/2013	10/1/2013	6/30/2014	HOPE Services Hawaii	S	Emergency Shelter - Supplemental Contract	Prog. Specialist Assigned	N
HMS 224	N	\$ -	M	\$ 11,000.00	\$ 11,000.00	8/7/2013	8/7/2013	8/6/2014	C. Peraro Consulting	S	HMIS/State and Federal Reporting Services	Program Specialist	N

Department of Human Services
Contract Costs

Table 20

Prog ID	MOF	Frequency		Max Value	Outstanding Balance	Date Executed	Term of Contract			Organization	Category E/L/P/C/G/S	Description	Method and Frequency of Monitoring	POS Y/N
		Amount	(M/A/O)				From	To						
HMS 224	A	\$ 11,775	M	\$ 35,000.00	\$ 23,225.50	8/7/2013	8/7/2013	8/6/2014	C. Peraro Consulting	S	HMS/State and Federal Reporting Services	Program Specialist	N	
HMS 224	N	\$ 93,781	M	\$ 309,140	\$ 215,358.80	7/1/2013	7/1/2013	6/30/2014	Steadfast Housing Development Corp.	S	Continuum of Care Homeless Assistance Prog.: SRA and supportive services - Maui - EHA	Prog. Specialist Assigned	N	
HMS 224	A	\$ -	M	\$ 15,157	\$ 15,157.00	pending	pending	pending	Steadfast Housing Development Corp.	S	CoC - EHA - Supplemental	Prog. Specialist Assigned	N	
HMS 224	A	\$ 171,294	M	\$ 180,310	\$ 9,016	7/25/2012	8/1/2012	7/31/2013	Family Life Center	S	Emergency Shelter (Hoolanani)	Prog. Specialist Assigned	N	
HMS 224	N	\$ -	M	\$ 120,324	\$ 120,324	pending	pending	pending	Steadfast Housing Development Corp.	S	Eono	Prog. Specialist Assigned	N	
HMS 224	A	\$ -	M	\$ 1,754	\$ 1,754	pending	pending	pending	Steadfast Housing Development Corp.	S	Eono - State match	Prog. Specialist Assigned	N	
HMS 224	N	\$ -	M	\$ 74,460	\$ 74,460	pending	pending	pending	Steadfast Housing Development Corp.	S	Ehiku	Prog. Specialist Assigned	N	
HMS 224	A	\$ -	M	\$ 5,957	\$ 5,957	pending	pending	pending	Steadfast Housing Development Corp.	S	Ehiku - State match	Prog. Specialist Assigned	N	
HMS 224	N	\$ -	M	\$ 89,400	\$ 89,400	pending	pending	pending	Kauai Economic Opportunity	S	CoC Homeless Assistance Program	Prog. Specialist Assigned	N	
HMS 224	A	\$ -	M	\$ 7,152	\$ 7,152	pending	pending	pending	Kauai Economic Opportunity	S	CoC Homeless Assistance Program	Prog. Specialist Assigned	N	
HMS 224	N	\$ -	M	\$ 25,049	\$ 25,049	pending	pending	pending	CoC Planning	S	Continuum of Care planning	Prog. Specialist Assigned	N	
HMS 224	A	\$ -	M	\$ 6,262	\$ 6,262	pending	pending	pending	CoC Planning	S	State match	Prog. Specialist Assigned	N	
HMS 224	A	\$ -	M	\$ 125,000	\$ 125,000	pending	pending	pending	Catholic Charities Hawaii	S	Grant-In-Aid:Pending release of funds	Prog. Specialist Assigned	N	
HMS 224	A	\$ -	M	\$ 56,720	\$ 56,720	pending	pending	pending	Family Promise Hawaii	S	Grant-In-Aid:Pending release of funds	Prog. Specialist Assigned	N	
HMS 224	A	\$ 581,875	M	\$ 612,500.00	\$ 30,625.00	7/25/2012	8/1/2012	7/31/2013	HOPE Services Hawaii, Inc.	S	homeless outreach	Prog. Specialist Assigned	N	
HMS 224	A	\$ 1,076,670	M	\$ 1,166,670.00	\$ 90,000.00	7/25/2012	8/1/2012	7/31/2013	Institute for Human Services, Inc.	S	2 emergency shelters: Sumner; Ka'aahi	Prog. Specialist Assigned	N	
HMS 224	A	\$ 466,070	M	\$ 490,600.00	\$ 24,530.00	7/20/2012	8/1/2012	7/31/2013	Kahikolu Ohana Hale O Waianae	S	transitional shelter	Prog. Specialist Assigned	N	
HMS 224	A	\$ 216,125	M	\$ 227,500.00	\$ 11,375.00	7/31/2012	8/1/2012	7/31/2013	Kalihi-Palama Health Center	S	homeless outreach	Prog. Specialist Assigned	N	
HMS 224	A	\$ 306,850	M	\$ 323,000.00	\$ 16,150.00	7/30/2012	8/1/2012	7/31/2013	Salvation Army Maui	S	homeless outreach	Prog. Specialist Assigned	N	
HMS 224	A	\$ 1,930,900	M	\$ 2,032,500.00	\$ 101,600.00	7/31/2012	8/1/2012	7/31/2013	United States Veterans Initiative	S	2 transitional shelters: Veterans-in-Progress (142,500); Paiolu (188,000)	Prog. Specialist Assigned	N	
HMS 224	A	\$ 82,941	M	\$ 87,306.00	\$ 4,365.00	7/24/2012	8/1/2012	7/31/2013	Waianae Coast Comprehensive Health Center	S	homeless outreach	Prog. Specialist Assigned	N	
HMS 224	A	\$ 642,031	M	\$ 676,875.00	\$ 34,844.00	7/31/2012	8/1/2012	7/31/2013	Waianae Community Outreach	S	emergency shelter: One'lauena	Prog. Specialist Assigned	N	
HMS 224	A	\$ 261,492	M	\$ 275,255.00	\$ 13,763.00	7/31/2012	8/1/2012	7/31/2013	Waianae Community Outreach	S	homeless outreach	Prog. Specialist Assigned	N	
HMS 224	A	\$ 1,234,000	M	\$ 1,280,000.00	\$ 46,000.00	7/31/2012	8/1/2012	7/31/2013	Waikiki Health Center	S	emergency shelter: Next Step (920,000) plus job training (300,000 HCDA)	Prog. Specialist Assigned	N	
HMS 224	A	\$ 456,000	M	\$ 480,000.00	\$ 24,000.00	7/31/2012	8/1/2012	7/31/2013	Waikiki Health Center	S	homeless outreach	Prog. Specialist Assigned	N	
HMS 224	A	\$ 139,536	M	\$ 146,880.00	\$ 7,344.00	7/20/2012	8/1/2012	7/31/2013	Women In Need (WIN)	S	3 transitional shelters: WIN (BTS) Bridge to Success (34,200); WIN Family House (47,880); BTS-Kauai (64,800)	Prog. Specialist Assigned	N	
HMS 224	N	\$ 68,027	M	\$ 106,162.00	\$ 38,135.17	12/28/2009	10/1/2009	9/30/2014	Family Life Center	S	Shelter + Care-- (TRA) SPC #1	Prog. Specialist Assigned	N	
HMS 224	A	\$ 105,561	M	\$ 106,162.00	\$ 601.18	12/28/2009	10/1/2009	9/30/2014	Family Life Center	S	Shelter + Care-- (TRA) SPC #1	Prog. Specialist Assigned	N	
HMS 224	N	\$ 74,250	M	\$ 217,260.00	\$ 143,010.02	3/28/2011	4/1/2011	3/31/2016	Family Life Center, SPC-2	S	Shelter + Care--permanent housing (TRA--Tenant-based Rental Assistance)	Prog. Specialist Assigned	N	
HMS 224	N	\$ 27,356	M	\$ 80,220.00	\$ 52,863.99	3/28/2011	4/1/2011	3/31/2016	Family Life Center, SPC-3	S	Shelter Plus Care--permanent housing (TRA)	Prog. Specialist Assigned	N	
HMS 224	N	\$ 12,157	M	\$ 166,920.00	\$ 154,763.00	11/1/2011	11/1/2011	10/31/2016	Family Life Center	S	Shelter + Care--#4 (TRA)	Prog. Specialist Assigned	N	

Department of Human Services
Contract Costs

Table 20

Prog ID	MOF	Frequency		Max Value	Outstanding Balance	Date Executed	Term of Contract			Organization	Category E/L/P/C/G/S	Description	Method and Frequency of Monitoring	POS Y/N
		Amount	(M/A/O)				From	To						
HMS 224	N	\$ 12,048	M	\$ 83,460.00	\$ 71,412.00	11/1/2011	11/1/2011	10/31/2016	Family Life Center	S	Shelter + Care--#5 (TRA)	Prog. Specialist Assigned	N	
HMS 224	N	\$ 10,654	M	\$ 147,540.00	\$ 136,886.00	9/28/2012	10/1/2012	9/30/2017	Family Life Center	S	Shelter Plus Care (#7)	Prog. Specialist Assigned	N	
HMS 224	N	\$ 3,848	M	\$ 90,180.00	\$ 86,332.00	9/28/2012	10/1/2012	9/30/2017	Family Life Center	S	Shelter Plus Care (#8)	Prog. Specialist Assigned	N	
HMS 224	N	\$ 58,452	M	\$ 68,206.00	\$ 9,753.80	6/29/2012	7/1/2012	6/30/2013	Family Life Center	S	Rapid Re-Housing and Homeless Prevention (ESG)	Prog. Specialist Assigned	N	
HMS 224	N	\$ 453,576	M	\$ 496,404.00	\$ 42,828.41	11/20/2012	12/1/2012	11/30/2013	Gregory House Programs (S+C)	S	Shelter + Care--permanent housing (TRA)	Prog. Specialist Assigned	N	
HMS 224	N	\$ 31,097	M	\$ 32,620.00	\$ 1,522.96	6/29/2012	7/1/2012	6/30/2012	Kauai Economic Opportunity	S	Rapid Re-Housing and Homeless Prevention (ESG)	Prog. Specialist Assigned	N	
HMS 224	N	\$ 97,770	M	\$ 115,128.00	\$ 17,357.82	10/31/2012	11/1/2012	10/31/2013	Hawaii Island Home for Recovery, Inc.	S	SHP-HIHR Permanent Housing	Prog. Specialist Assigned	N	
HMS 224	A	\$ 237,500	M	\$ 250,000.00	\$ 12,500.00	7/17/2012	8/1/2012	7/31/2013	Catholic Charities Hawaii	S	rent, utilities & miscellaneous expenses to maintain housing	Prog. Specialist Assigned	N	
HMS 224	A	\$ 72,200	M	\$ 76,000.00	\$ 3,800.00	7/31/2012	8/1/2012	7/31/2013	Family Promise of Hawaii	S	2 emergency shelters: FPH-Honolulu (38,482); FPH-Windward (37,518)	Prog. Specialist Assigned	N	
HMS 224	A	\$ 108,300	M	\$ 114,000.00	\$ 5,700.00	7/5/2012	8/1/2012	7/31/2013	Gregory House Programs	S	2 transitional shelters: GH (62,700); Comm. Res. Prog. (51,3000)	Prog. Specialist Assigned	N	
HMS 224	A	\$ 237,500	M	\$ 250,000.00	\$ 12,500.00	7/17/2012	8/1/2012	7/31/2013	Helping Hands Hawaii	S	rent, utilities & miscellaneous expenses to maintain housing	Prog. Specialist Assigned	N	
HMS 224	A	\$ 342,000	M	\$ 360,000.00	\$ 18,000.00	7/25/2012	8/1/2012	7/31/2013	Honolulu Community Action Program	S	transitional shelter: Kumuhonua	Prog. Specialist Assigned	N	
HMS 224	A	\$ 123,462	M	\$ 129,960.00	\$ 6,498.00	7/31/2012	8/1/2012	7/31/2013	Hawaii Island Home for Recovery, Inc.	S	transitional shelter	Prog. Specialist Assigned	N	
HMS 224	A	\$ 664,620	M	\$ 699,600.00	\$ 34,980.00	7/25/2012	8/1/2012	7/31/2013	Holomua Na Oahana	S	2 transitional shelters: Onemalu (425,600); Weinberg Village Waimanalu (294,000)	Prog. Specialist Assigned	N	
HMS 224	A	\$ 904,892	M	\$ 952,518.00	\$ 47,626.00	7/30/2012	8/1/2012	7/31/2013	HOPE Services Hawaii, Inc.	S	2 emergency shelters: West Hawaii Emer. Housing Prog., Kihei Pua; 4 transitional shelters: Beyond Shelter, HOPE Resource Ctr., Kuleana House, Wilder House	Prog. Specialist Assigned	N	
HMS 224	A	\$ 264,812	M	\$ 278,749.00	\$ 13,937.00	7/31/2012	8/1/2012	7/31/2013	Kauai Economic Opportunity, Inc.	S	emergency & transitional shelters: Mana'olana Emer. & Trans. Shelter; Komohana Group Home (trans.); Lihue Court (trans.)	Prog. Specialist Assigned	N	
HMS 224	A	\$ 363,025	M	\$ 439,576.00	\$ 76,551.00	7/24/2012	8/1/2012	7/31/2013	Ka Hale A Ke Ola Homeless Resource Center	S	emergency & transitional shelters: KHAKO-Westside; KHAKO-Central	Prog. Specialist Assigned	N	
HMS 224	A	\$ 117,889	M	\$ 124,094.00	\$ 6,205.00	8/27/2012	9/1/2012	7/31/2013	Mental Health Kokua	S	transitional shelter: Safe Haven	Prog. Specialist Assigned	N	
HMS 224	A	\$ 66,500	M	\$ 70,000.00	\$ 3,500.00	7/25/2012	8/1/2012	7/31/2013	Steadfast Housing Development Corporation	S	transitional shelter: Hale Ulu Pono	Prog. Specialist Assigned	N	
HMS 224	A	\$ 110,000	M	\$ 1,100,000	\$ 990,000				NAVFAC	S	Estimate of Kalaeloa utilities (4 shelters)		N	
HMS 224	A	\$ -	M	\$ 39,600	\$ 39,600	5/1/2006	month to month		OHA - Kakaako Makai	S	Rent for CFS3 Warehouse - Next Step Shelter		N	
HMS 224	A	\$ -	M	\$ 750,000	\$ 750,000	pending	pending	pending	Housing First	S	pending RFP	Prog. Specialist Assigned	N	
HMS 224	N	\$ -	M	\$ 750,000	\$ 750,000	pending	pending	pending	Housing First	S	pending RFP	Prog. Specialist Assigned	N	
HMS 224	A	\$ -	M	\$ 1,000,000	\$ 1,000,000	pending	pending	pending	Rent Subsidy	S	pending RFP	Prog. Specialist Assigned	N	
HMS 224	A	\$ -	M	\$ 10,000	\$ 10,000				Travel				N	
HMS 224	N	\$ -		\$ 10,000	\$ 10,000				Travel		ESG Admin		N	
HMS 224	N	\$ -		\$ 2,500	\$ 2,500				Travel		HOPWA Admin		N	
HMS 224	N	\$ -		\$ 16,601	\$ 16,601		7/1/2013	6/30/2015	ESG Admin		ESG Admin	Prog. Specialist Assigned	N	
HMS 224	N	\$ -		\$ 4,050	\$ 4,050		7/1/2013	6/30/2016	ESG Admin		ESG Admin	Prog. Specialist Assigned	N	
HMS 224	A	\$ -		\$ 300,000	\$ 300,000	pending	pending	pending	SPC match funds			Prog. Specialist Assigned	N	
HMS 224	A	\$ -		\$ 200,000	\$ 200,000	pending	pending	pending	Kalaeloa shelters improvements		Pending formal MOA with DAGS		N	
HMS 237	A	85,715.00	M	271,014.00	185,299.00	6/17/2013	7/1/2013	6/30/2014	Goodwill Industries	S	To provide employment services to SNAP recipients on Oahu	Program Specialist	Y	

Department of Human Services
Contract Costs

Table 20

Prog ID	MOF	Frequency		Max Value	Outstanding Balance	Date Executed	Term of Contract		Organization	Category E/L/P/C/G/S	Description	Method and Frequency of Monitoring	POS Y/N
		Amount	(M/A/O)				From	To					
HMS 237	N	84,715.00	M	221,739.00	137,024.00	6/17/2013	7/1/2013	6/30/2014	Goodwill Industries	S	To provide employment services to SNAP recipients on Oahu	Program Specialist	Y
HMS 237	N		M	165,000.00	165,000.00	6/17/2013	7/1/2013	6/30/2014	Goodwill Industries	S	To provide employment services to SNAP recipients on Maui	Program Specialist	Y
HMS 237	A	24,000.00	O	89,690.50	65,690.50	6/24/2013	7/1/2013	6/30/2014	DLIR	S	To Provide employment service to SNAP recipients on Hawaii	Program Specialist	Y
HMS 237	N	24,000.00	O	89,690.50	65,690.50	6/24/2013	7/1/2013	6/30/2014	DLIR	S	To Provide employment service to SNAP recipients on Hawaii	Program Specialist	Y
HMS 237	A		O	34,045.50	34,045.50	6/24/2013	7/1/2013	6/30/2014	DLIR	S	To Provide employment service to SNAP recipients on Kauai	Program Specialist	Y
HMS 237	N		O	34,045.50	34,045.50	6/24/2013	7/1/2013	6/30/2014	DLIR	S	To Provide employment service to SNAP recipients on Kauai	Program Specialist	Y
HMS 237	A	4,742.50	O	18,971.33	14,228.83	8/19/2013	7/1/2013	6/30/2014	C&C of Honolulu	S	To Provide employment readiness and Job search services on Oahu	Program Specialist	Y
HMS 237	N	4,742.50	O	18,971.33	14,228.83	8/19/2013	7/1/2013	6/30/2014	C&C of Honolulu	S	To Provide employment readiness and Job search services on Oahu	Program Specialist	Y
HMS 302	N	\$ 13,996	M	\$ 107,957.00	\$ 93,961	6/20/2013	7/1/2013	6/30/2014	UH School of Medicine/ Pediatrics	S	child care health consultation services, health and safety standards recommendations by pediatric residents at UH School of Medicine	Monthly SIERS and program reports are reviewed by contract monitor.	Y
HMS 302	N	\$ 69,623	M	\$ 280,000.00	\$ 210,377	5/18/2013	7/1/2013	6/30/2014	PATCH	S	Child Care Provider Registry	Monthly SIERS and program reports are reviewed by contract monitor.	Y
HMS 302	N	\$ 86,137	M	\$ 300,000.00	\$ 213,863	5/14/2013	7/1/2013	6/30/2014	PATCH	S	Statewide childcare resources and referral services to the public.	Monthly SIERS and program reports are reviewed by contract monitor.	Y
HMS 302	N	\$ 72,345	M	\$ 418,500.00	\$ 346,155	5/18/2013	7/1/2013	6/30/2014	PATCH	S	Training and scholarships to all licensed providers statewide and those interested in becoming licensed.	Monthly SIERS and program reports are reviewed by contract monitor.	Y
HMS 302	N	\$ 29,301	M	\$ 135,000.00	\$ 105,699	5/14/2013	7/1/2013	6/30/2014	PATCH	S	Infant and toddler training to caregivers who work with infants and toddlers.	Monthly SIERS and program reports are reviewed by contract monitor.	Y
HMS 302	N	\$ 77,436	O	\$ 1,357,838.00	\$ 1,280,402	10/7/2013	7/1/2013	6/30/2014	UH Center On The Family	S	The Quality Care Project supports the quality incentive program in the area of evaluation of whether providers meet the Hawaii Preschool Content Standards (HPCS) or the Developmental Guidelines in order to receive incentive payments from DHS.	Monthly SIERS and program reports are reviewed by contract monitor.	Y
HMS 302	N	\$ 17,805	M	\$ 75,000.00	\$ 57,195	5/22/2013	7/1/2013	6/30/2014	UH Cooperative Extension Pgm	S	Program supports the University of Hawaii to conduct menu reviews for licensed child care facilities that are required to have one completed, as well as to provide nutrition consultation and training services for any licensed provider seeking that information.	Monthly SIERS and program reports are reviewed by contract monitor.	Y
HMS 302	N	\$ 40,304	O	\$ 438,443.00	\$ 398,139	9/5/2013	7/1/2013	6/30/2014	UH Center On The Family	S	The Learning to Grow contract: educates parents who receive child care subsidies from DHS and the license-exempt providers caring for children ages 0-5 about improving the quality of care provided; educates parents receiving subsidies about choosing quality child care; and, establishes family resource network centers that provide resource and supportive services information to families.	Monthly SIERS and program reports are reviewed by contract monitor.	Y

Department of Human Services
Contract Costs

Table 20

Prog ID	MOF	Frequency		Max Value	Outstanding Balance	Date Executed	Term of Contract		Organization	Category E/L/P/C/G/S	Description	Method and Frequency of Monitoring	POS Y/N
		Amount	(M/A/O)				From	To					
HMS 302	N	\$ -	O	\$ 111,000.00	\$ 111,000	6/27/2013	7/1/2013	6/30/2014	Kalihi Union Church	S	Contract for Infant/Toddler Care to provide child care for teen parents enrolled in/attending high school and participating in the DOE GRADS program for Farrington High School	Quarterly reports and SIERS are reviewed by contract monitor.	Y
HMS 302	N	\$ -	O	\$ 89,531.72	\$ 89,532	7/18/2013	7/1/2013	6/30/2014	DOE	S	Contract for Infant/Toddler Care to provide child care for teen parents enrolled in/attending high school and participating in the DOE GRADS program or alternate on-campus program for Hilo/Waiakea High School	Quarterly reports and SIERS are reviewed by contract monitor.	Y
HMS 302	N	\$ 17,360	O	\$ 95,429.00	\$ 78,069	6/10/2013	7/1/2013	6/30/2014	Family Support Services of West Hawaii	S	Contract for Infant/Toddler Care to provide child care for teen parents enrolled in/attending high school and participating in the DOE GRADS program or alternate on-campus program for Kealahou High School.	Quarterly reports and SIERS are reviewed by contract monitor.	Y
HMS 302	N	\$ -	O	\$ 67,374.00	\$ 67,374	7/19/2013	7/1/2013	6/30/2014	DOE	S	Contract for Infant/Toddler Care to provide child care for teen parents enrolled in/attending high school and participating in the DOE GRADS program or alternate on-campus program for Maui High School.	Quarterly reports and SIERS are reviewed by contract monitor.	Y
HMS 302	N	\$ -	O	\$ 81,211.00	\$ 81,211	8/14/2013	7/1/2013	6/30/2014	DOE	S	Contract for Infant/Toddler Care to provide child care for teen parents enrolled in/attending high school and participating in the DOE GRADS program or alternate on-campus program for Konawaena High School.	Quarterly reports and SIERS are reviewed by contract monitor.	Y
HMS 302	N	\$ 4,450	O	\$ 45,985.00	\$ 41,535	7/18/2013	7/1/2013	6/30/2014	DOE	S	Contract for Infant/Toddler Care to provide child care for teen parents enrolled in/attending high school and participating in the DOE GRADS program or alternate on-campus program for Kapaa High School.	Quarterly reports and SIERS are reviewed by contract monitor.	Y
HMS 302	N	\$ 67,989	M	\$ 250,500.00	\$ 182,511	4/10/2013	7/1/2013	6/30/2014	Kama'aina Care, Inc.	S	Wahiawa/Waianae/Waipahu/ Pohulani FTW On-site Child Care	Monthly SIERS and program reports are reviewed by contract monitor.	Y
HMS 302	N	\$ 62,101	M	\$ 97,917.00	\$ 35,816	5/8/2013	7/1/2013	6/30/2014	PATCH	S	The Preschool Open Doors program provides case management and issues child care subsidies for preschool-aged children Statewide	Monthly SIERS and program reports are reviewed by contract monitor.	Y
HMS 302	A	\$ -	M	\$ 132,000.00	\$ 132,000	10/28/2013	10/1/2013	9/30/2014	PATCH	S	The Preschool Open Doors program provides case management and issues child care subsidies for preschool-aged children Statewide	Monthly SIERS and program reports are reviewed by contract monitor.	Y
HMS 302	N	\$ -	M	\$ 258,000.00	\$ 258,000	10/28/2013	10/1/2013	9/30/2014	PATCH	S	The Preschool Open Doors program provides case management and issues child care subsidies for preschool-aged children Statewide	Monthly SIERS and program reports are reviewed by contract monitor.	Y
HMS 302	N	\$ 435,698	M	\$ 2,718,000.00	\$ 2,282,302	6/10/2013	7/1/2013	6/30/2014	ARBOR	S	Outreach and Application/Payment Processing for DHS Child Care Subsidies	Monthly SIERS and program reports are reviewed by contract monitor.	Y
HMS 302	N	\$ -	O	\$ 625,000.00	\$ 625,000	8/26/2013	9/1/2013	6/30/2014	Fieldprint, Inc.	G	Background Clearance Checks for licensed and registered child care providers and exempt caregivers receiving child care subsidies	Monthly SIERS and program reports are reviewed by contract monitor.	Y

Department of Human Services
Contract Costs

Table 20

Prog ID	MOF	Frequency		Max Value	Outstanding Balance	Date Executed	Term of Contract		Organization	Category E/L/P/C/G/S	Description	Method and Frequency of Monitoring	POS Y/N
		Amount	(M/A/O)				From	To					
HMS 302	N	\$ -	O	\$ 175,000.00	\$ 175,000			6/30/2014		S	Coordination and Facilitation Services for stakeholders, including families, communities, and agencies, in the coordination of a comprehensive early learning and development system statewide.	Monthly SIERS and program reports are reviewed by contract monitor.	Y
HMS 903	A	\$ 757,572	O	\$ 1,692,649.00	\$ 935,077.00	6/24/2013	7/1/2013	6/30/2014	CITY & COUNTY OF HONOLULU	S	To provide TANF and TAONF FTW clients on Oahu with employment readiness services through four-day workshops which cover the basics of employment search and assist in determining clients' marketable skills.	Invoice reviewed quarterly, quarterly contract reporting	N
HMS 903	A	\$ -	M	\$ 48,576.00	\$ 48,576.00	6/26/2013	7/1/2013	6/30/2014	DOE	S	To provide on-site instructional Adult Basic Education (ABE) in a classroom setting for recipients of Federal and State TANF through the First-To-Work (FTW) Program.	Invoice reviewed monthly, program review report submitted annually	N
HMS 903	A	\$ 292,000	M	\$ 812,885.00	\$ 520,885.00	6/10/2013	7/1/2013	6/30/2014	DLIR	S	To deliver expert manpower service in the areas of Job Development for TANF First-to-Work (FTW) clientele.	Invoice reviewed monthly.	N
HMS 903	A	\$ 379,832	M	\$ 1,700,000.00	\$1,320,168.00	5/31/2013	7/1/2013	6/30/2014	GOODWILL INDUSTRIES	S	To engage prospective employers from the private sector in the welfare-to-work effort, with the goal of providing appropriate and meaningful subsidized employment opportunities to TANF/TAONF recipients actively participating in the work programs administered by the Department.	Invoice reviewed monthly, program review report submitted monthly	Y
HMS 903	A	\$ 1,387,033	M	\$ 4,500,000.00	\$3,112,967.00	4/18/2013	7/1/2013	6/30/2013	GOODWILL INDUSTRIES	S	To provide employment, training and support services to two-parent, non-citizen, and temporarily disabled households participating with the First-To-Work (FTW) Program.	Invoice reviewed monthly, program review report submitted monthly	Y
HMS 903	A	\$ 23,179	M	\$ 57,000.00	\$ 33,821.00	7/14/2013	7/1/2013	9/30/2013	SOLIX INC.	S	Database management and bill payment services for the Supporting Employment Empowerment (SEE) Program.	Invoice reviewed monthly.	N
HMS 903	A	\$ -	M	\$ 157,000.00	\$ 157,000.00	5/21/2013	7/1/2013	6/30/2014	UH (LCC)	S	To provide adult basic education and vocational skills training to First-To-Work (FTW) participants through Leeward Community College, Office of Continuing Education and Workforce Development.	Invoice reviewed monthly, program review report submitted quarterly	N
HMS 903	A / N	\$ 97,563	M	\$ 548,656.00	\$ 451,093.00	5/8/2013	7/1/2013	6/30/2014	UH	S	To provide campus work study opportunities to TANF and TAONF recipients through its Bridge to Hope program on all UH campuses, including the community colleges, on a statewide basis.	Invoice reviewed monthly, program review report submitted monthly	N
HMS 903	A	\$ -	M	\$ 26,400.00	\$ 26,400.00	5/16/2013	7/1/2013	6/30/2014	UH (KCC)	S	To provide occupational skills training to First-To-Work (FTW) participants out of Kapiolani Community College.	Invoice reviewed monthly, program review report submitted quarterly	N
HMS 903	N	\$ -	M	\$ 100,000.00	\$ 100,000.00	11/15/2013	1/1/2014	12/31/2014	ALU LIKE INC	S	To provide financial literacy services to TANF eligible families on Oahu.	Invoice reviewed monthly, program review report submitted monthly	Y

Department of Human Services
Contract Costs

Table 20

Prog ID	MOF	Frequency		Max Value	Outstanding Balance	Date Executed	Term of Contract		Organization	Category E/L/P/C/G/S	Description	Method and Frequency of Monitoring	POS Y/N
		Amount	(M/A/O)				From	To					
HMS 903	A	\$ 152,051	M	\$ 738,220.00	\$ 586,169.00	5/21/2013	7/1/2013	6/30/2014	CHILD AND FAMILY SERVICES	S	The purpose of domestic violence advocacy services is to provide assessment, counseling, intervention, case management, and referral to legal and supportive services to TANF clients who are currently faced with Domestic Violence issues.	Invoice reviewed monthly, program review report submitted monthly	Y
HMS 903	A / N	\$ 3,466,680	O	\$ 6,933,360.00	\$3,466,680.00	6/3/2013	7/1/2013	6/30/2014	DOE	S	Tuition for the children of low income working families enrolled in the A+ After School program operated on the DOE (but not Public Charter School) campuses Statewide	Invoice reviewed quarterly, quarterly contract reporting	N
HMS 903	A	\$ -	M	\$ 200,000.00	\$ 200,000.00	11/29/2013	1/1/2014	12/31/2014	HAWAII FOODBANK	S	To assist TANF eligible households to care for their children in their own homes by purchasing and distributing food to eligible needy families	Invoice reviewed monthly, program review report submitted monthly	Y
HMS 903	N	\$ -	M	\$ 100,000.00	\$ 100,000.00	12/6/2013	1/1/2014	12/31/2014	HELPING HANDS HAWAII	S	To assist TANF eligible households out of poverty through donations of food, clothing, household items, or school supplies. They will also provide emergency cash assistance on a limited basis for families at risk of becoming homeless through direct reimbursement to vendors or direct purchase of urgently needed items.	Invoice reviewed monthly, program review report submitted monthly	Y
HMS 903	A	\$ 23,382	M	\$ 110,000.00	\$ 86,618.00	7/3/2013	7/1/2013	6/30/2014	LASH	S	To provide legal services for TANF and TAONF recipients to reduce barriers to self-sufficiency caused by domestic violence.	Invoice reviewed monthly, program review report submitted monthly	Y
HMS 903	A	\$ -	M	\$ 132,000.00	\$ 132,000.00	7/25/2013	7/1/2013	6/30/2014	LASH	S	A collaboration with BESSD, SSD/CWS, and OCS/DLIR relative to the contracting and coordination of resulting services and activities to support children and their families/caretakers through affordable and accessible legal advocacy, outreach, and referral services utilizing TANF and TAONF funds and Title XX funds.	Invoice reviewed monthly, program review report submitted monthly	N
HMS 903	N	\$ -	M	\$ 100,000.00	\$ 100,000.00	PENDING	1/1/2014	12/31/2014	NANAKULI HOUSING CORP	S	Program to assist TANF eligible families on the Leeward coast to succeed at home ownership by providing classes in home repair, financial literacy and essentials of home ownership, and by providing access to reusable home building materials.	Invoice reviewed monthly, program review report submitted monthly	Y
HMS 903	N	\$ -	M	\$ 100,000.00	\$ 100,000.00	11/22/2013	1/1/2014	12/31/2014	INSTITUTE FOR HUMAN SERVICES	S	Provide employment enhancement support to families who are experiencing homelessness.	Invoice reviewed monthly, program review report submitted monthly	Y
HMS 903	N	\$ -	M	\$ 100,000.00	\$ 100,000.00	12/6/2013	1/1/2014	12/31/2014	YWCA OF OAHU	S	To expand transitional living services and increase existing services for financial literacy, life skills training and community networking for TANF eligible households on Oahu in order to assist these families out of poverty.	Invoice reviewed monthly, program review report submitted monthly	Y

Department of Human Services
Contract Costs

Table 20

Prog ID	MOF	Frequency		Max Value	Outstanding Balance	Date Executed	Term of Contract		Organization	Category E/L/P/C/G/S	Description	Method and Frequency of Monitoring	POS Y/N
		Amount	(M/A/O)				From	To					
HMS 903	A	\$ 9,621	M	\$ 47,160.00	\$ 37,539.00	5/18/2013	7/1/2013	6/30/2014	YWCA OF KAUAI	S	To provide assessment, counseling, intervention, case management, and referral to legal and supportive services to TANF clients who are currently faced with Domestic Violence issues	Invoice reviewed monthly, program review report submitted monthly	Y
HMS 903	A	\$ 227,860	M	\$ 984,724.00	\$ 756,864.00	7/1/2013	7/1/2013	6/30/2014	CATHOLIC CHARITIES HAWAII	S	Housing Placement Program	Prog. Specialist Assigned	N
HMS 903	A	\$ 60,681	M	\$ 379,000.00	\$ 318,319.00	7/1/2013	7/1/2013	6/30/2014	FAMILY LIFE CENTER	S	Housing Placement Program	Prog. Specialist Assigned	N
HMS 903	A	\$ 63,454	M	\$ 440,000.00	\$ 376,546.00	7/1/2013	7/1/2013	6/30/2014	INSTITUTE FOR HUMAN SERVICES	S	Housing Placement Program	Prog. Specialist Assigned	N
HMS 903	A	\$ 31,398	M	\$ 100,000.00	\$ 68,602.00	7/1/2013	7/1/2013	6/30/2014	MAUI ECONOMIC OPPORTUNITY, INC.	S	Housing Placement Program	Prog. Specialist Assigned	N
HMS 903	A	\$ -	M	\$ 528,000.00	\$ 528,000.00	7/1/2013	7/1/2013	6/30/2014	HOPE SERVICES HAWAII, INC.	S	Housing Placement Program	Prog. Specialist Assigned	N
HMS 903	A	\$ 100,458	M	\$ 153,498.00	\$ 53,040.00	8/1/2013	8/1/2013	7/31/2014	HOUSING SOLUTIONS, INC.	S	4 transitional shelters: Kalaokahua; Nakolea; Loliana; Vancouver House	Prog. Specialist Assigned	N
HMS 903	A	\$ 189,999	M	\$ 633,330.00	\$ 443,331.00	7/25/2013	8/1/2013	7/31/2014	INSTITUTE FOR HUMAN SERVICES	S	2 emergency shelters: Sumner; Ka'aahi	Prog. Specialist Assigned	N
HMS 903	A	\$ 474,666	M	\$ 1,091,444.00	\$ 616,778.00	8/1/2013	8/1/2013	7/31/2014	KA HALE A KE OLA HOMELESS RESOURCES CENTERS, INC.	S	emergency & transitional shelters: KHAKO-Westside; KHAKO-Central	Prog. Specialist Assigned	N
HMS 903	N	\$ -	M	\$ 100,000.00	\$ 100,000.00	11/29/2013	1/1/2014	12/31/2014	BIG BROTHERS BIG SISTERS OF HONOLULU	S	To provide mentoring services for at-risk children and youth on Oahu.	Invoice reviewed monthly, program review report submitted monthly	Y
HMS 903	N	\$ -	M	\$ 100,000.00	\$ 100,000.00	11/29/2013	1/1/2014	12/31/2014	BOYS AND GIRLS CLUBS HAWAII ALLIANCE	S	To provide a Youth Service Center program where service activities which are conducted and available during after-school hours, weekends and school intercessions and holidays	Invoice reviewed monthly, program review report submitted monthly	Y
HMS 903	N	\$ -	M	\$ 100,000.00	\$ 100,000.00	PENDING	1/1/2014	12/31/2014	CATHOLIC CHARITIES HAWAII	S	To provide a community based abstinence education mentoring program for Youth Challenge Academy cadets on Oahu.	Invoice reviewed monthly, program review report submitted monthly	Y
HMS 903	N	\$ -	M	\$ 100,000.00	\$ 100,000.00	PENDING	1/1/2014	12/31/2014	CHILD AND FAMILY SERVICES	S	To enhance services currently being offered to at-risk youth at Hale O Ulu School.	Invoice reviewed monthly, program review report submitted monthly	Y
HMS 903	N	\$ -	M	\$ 2,695,000.00	\$2,695,000.00	9/27/2013	10/1/2013	9/30/2014	DOE	S	Uniting Peer Learning, Integrating New Knowledge (UPLINK) is an after school middle school teen pregnancy prevention program	Invoice reviewed monthly, program review report submitted monthly	N
HMS 903	N	\$ -	M	\$ 100,000.00	\$ 100,000.00	11/25/2013	1/1/2014	12/31/2014	GOODWILL INDUSTRIES	S	To enhance services currently being offered to at-risk youth through the vendor's Ola I Ka Hana program, working with at-risk youth to assist them in completing school, obtaining and maintaining employment.	Invoice reviewed monthly, program review report submitted monthly	Y
HMS 903	N	\$ -	M	\$ 100,000.00	\$ 100,000.00	11/25/2013	1/1/2014	12/31/2014	HALE KIPA, INC.	S	To provide outreach to homeless youth in the geographic areas of Waikiki, Waianae, North Shore, and Waimanalo.	Invoice reviewed monthly, program review report submitted monthly	Y
HMS 903	N	\$ -	M	\$ 100,000.00	\$ 100,000.00	11/29/2013	1/1/2014	12/31/2014	KOKUA KALIHI VALLEY	S	To enhance services offered to at-risk children and needy adults in TANF eligible families by providing parenting education and counseling	Invoice reviewed monthly, program review report submitted monthly	Y

Department of Human Services
Contract Costs

Table 20

Prog ID	MOF	Frequency		Max Value	Outstanding Balance	Date Executed	Term of Contract		Organization	Category E/L/P/C/G/S	Description	Method and Frequency of Monitoring	POS Y/N
		Amount	(M/A/O)				From	To					
HMS 903	N	\$ -	M	\$ 150,000.00	\$ 150,000.00	11/29/2013	1/1/2014	12/31/2014	PARENTS AND CHILDREN TOGETHER	S	To provide a family center core services that include basic support, counseling, training, life skills, and budgeting skills to TANF eligible families residing in the community of Kalihi, with an emphasis on families residing in the Kuhio Park Terrace public housing.	Invoice reviewed monthly, program review report submitted monthly	Y
HMS 903	N	\$ -	M	\$ 100,000.00	\$ 100,000.00	11/29/2013	1/1/2014	12/31/2014	SALVATION ARMY	S	To provide home based parenting and family counseling for graduates of substance abuse treatment and their families.	Invoice reviewed monthly, program review report submitted monthly	Y
HMS 903	N	\$ -	M	\$ 100,000.00	\$ 100,000.00	12/6/2013	1/1/2014	12/31/2014	SALVATION ARMY	S	To provide a Youth Service Center program where youth and their families can feel comfortable accessing a continuum of services and resources which are conducted and available during after-school hours, weekends and school intercessions and holidays.	Invoice reviewed monthly, program review report submitted monthly	Y
HMS 903	N	\$ -	O	\$ 1,500,000.00	\$1,500,000.00	6/25/2013	7/1/2013	6/30/2014	DHS/SOCIAL SERVICES DIVISION	S	Enhancement of current procured case management and advocacy services at the domestic violence shelters to specifically address the needs of the TANF recipients who are victims of domestic violence; and family strengthening services to reduce the incidence of child abuse and neglect in the community	Invoice reviewed quarterly	N
HMS 903	N	\$ -	O	\$ 2,816,000.00	\$2,816,000.00	4/30/2013	7/1/2013	6/30/2014	DHS/SOCIAL SERVICES DIVISION	S	To provide services to promote child health and development in newborns of families at risk by increasing pre-natal intakes and improving the ratio of child development and clinical specialists to the number of families served.	Invoice reviewed quarterly	N
HMS 903	N	\$ -	M	\$ 100,000.00	\$ 100,000.00	12/6/2013	1/1/2014	12/31/2014	SUSANNAH WESLEY COMMUNITY CENTER	S	To provide home based parenting and family counseling in the Kalihi area.	Invoice reviewed monthly, program review report submitted monthly	Y
HMS 903	N	\$ -	M	\$ 100,000.00	\$ 100,000.00	PENDING	1/1/2014	12/31/2014	YWCA OF KAUAI	S	To provide after-school activities, positive mentoring, and computer training for youth residing on the island of Kauai.	Invoice reviewed monthly, program review report submitted monthly	Y
HMS 903	A	\$ -	O	\$100,000	\$100,000	PENDING	12/1/2013	11/30/2014	PHOCUSED	S	To address the needs of and promote the delivery of health and human services to vulnerable populations throughout the State in a comprehensive manner through the Foster Hawaii's Collective Impact Program called Hui Kumu.	Monthly invoice review, quarterly program review report	N
HMS 903	N		O	424,081.50	424,081.50	10/21/2013	10/1/2013	9/30/2014	HAWAII DEPT OF HEALTH (DOH)	S	To provide nutrition education services to SNAP eligibles statewide	Program Specialist	Y
HMS 903	N		O	424,081.50	424,081.50	10/9/2013	10/1/2013	9/30/2014	UNIVERSITY OF HAWAII (CTHAR)	S	To develop a nutrition education plan and provide nutrition education services to SNAP eligibles statewide.	Program Specialist	Y
HMS 903	N		O	62,452.49	62,452.49	11/21/2013	10/1/2013	9/30/2014	Helping Hands Hawaii	S	To provide SNAP Outreach services on Oahu	Program Specialist	Y
HMS 903	A		O	70,000.00	70,000.00	11/21/2013	10/1/2013	9/30/2014	Helping Hands Hawaii	S	To provide SNAP Outreach services on Oahu	Program Specialist	
HMS 903	N		O	96,748.74	96,748.74	pending	10/1/2013	9/30/2014	HOPE Services Hawaii	S	To provide SNAP Outreach services on Hawaii	Program Specialist	Y

Department of Human Services
Contract Costs

Table 20

Prog ID	MOF	Frequency		Max Value	Outstanding Balance	Date Executed	Term of Contract		Organization	Category E/L/P/C/G/S	Description	Method and Frequency of Monitoring	POS Y/N
		Amount	(M/A/O)				From	To					
HMS 903	A		O	15000.00	15000.00	pending	10/1/2013	9/30/2014	HOPE Services Hawaii	S	To provide SNAP Outreach services on Hawaii	Program Specialist	
HMS 903	N		O	44000.00	44000.00	11/6/2013	10/1/2013	9/30/2014	Child and Family Services (Kauai)	S	To provide SNAP Outreach services on Kauai	Program Specialist	
HMS 903	A		O	15000.00	15000.00	11/6/2013	10/1/2013	9/30/2014	Child and Family Services (Kauai)	S	To provide SNAP Outreach services on Kauai	Program Specialist	
HMS 903	A	\$ 2,067,457	M	\$ 5,300,000.00	\$3,232,543.00	5/18/2013	7/1/2013	6/30/2014	CYRCA INC	S	To provide medical and psychological examinations and determine whether the client is deemed disabled.	Invoice reviewed monthly, program review report submitted monthly	N
HMS 903	A	\$ 24,100	M	\$ 600,000.00	\$ 575,900.00	1/16/2013	3/1/2013	2/28/2014	LASH	S	Advocacy services for disabled individuals to assist them in accessing supplemental security income (SSI) or social security disability income (SSDI) benefits.	Invoice received and reviewed on occurrence.	N
HMS 903	N	\$ 118,008	O	\$ 132,783.00	\$ 14,775.00	10/1/2013	10/1/2013	4/30/2014	Honolulu Community Action Program	S	To provide process LIHEAP applications and provide outreach services for LIHEAP on Oahu.	Case Reviews and site visits.	N
HMS 903	N	\$ 83,106	O	\$ 93,516.00	\$ 10,410.00	10/1/2013	10/1/2013	4/30/2014	Hawaii County Economic Opportunity Council	S	To provide process LIHEAP applications and provide outreach services for LIHEAP on Hawaii.	Case Reviews and site visits.	N
HMS 903	N	\$ 28,170	O	\$ 32,563.00	\$ 4,393.00	10/1/2013	10/1/2013	4/30/2014	MAUI ECONOMIC OPPORTUNITY, INC.	S	To provide process LIHEAP applications and provide outreach services for LIHEAP on Maui.	Case Reviews and site visits.	N
HMS 903	N	\$ 13,428	O	\$ 15,995.00	\$ 2,567.00	10/1/2013	10/1/1013	4/30/2014	Kauai Economic Opportunity, Inc.	S	To provide process LIHEAP applications and provide outreach services for LIHEAP on Kauai.	Case Reviews and site visits.	N
HMS238	N	\$ 7,638	O - Cost reimbursement	\$ 40,000	\$ 32,362	5/24/2013	7/1/2013	6/30/2014	Action With Aloha LLC	S	Description of the service: Vendors are expected to do consultative examinations in the areas of internal medicine, psychiatry, orthopedics, physiatry, and psychology. Consultative examinations shall include: A signed narrative report of the findings which will provide the objective evidence necessary to make disability decisions under the Social Security disability criteria.	Monthly review of amount of CEs performed & scheduled via the Legacy System management information. Quality of reports are reviewed by staff medical consultants and if any issues arise, they are brought to the attention of the Professional Relations Officer and resolved via informal discussions and/or refresher training.	Y
HMS238	N	\$ 51,992	O - Cost reimbursement	\$ 190,000	\$ 138,008	4/3/2013	7/1/2013	6/30/2014	Joseph C. Bratton, Ph.D.	S	Description of the service: Vendors are expected to do consultative examinations in the areas of internal medicine, psychiatry, orthopedics, physiatry, and psychology. Consultative examinations shall include: A signed narrative report of the findings which will provide the objective evidence necessary to make disability decisions under the Social Security disability criteria.	Monthly review of amount of CEs performed & scheduled via the Legacy System management information. Quality of reports are reviewed by staff medical consultants and if any issues arise, they are brought to the attention of the Professional Relations Officer and resolved via informal discussions and/or refresher training.	Y

Department of Human Services
Contract Costs

Table 20

Prog ID	MOF	Frequency		Max Value	Outstanding Balance	Date Executed	Term of Contract		Organization	Category E/L/P/C/G /S	Description	Method and Frequency of Monitoring	POS Y/N
		Amount	(M/A/O)				From	To					
HMS238	N	\$ 5,370	O - Cost reimbursement	\$ 30,000	\$ 24,630	4/3/2013	7/1/2013	6/30/2014	Daniel H. Belcher, M.D., Inc.	S	Description of the service: Vendors are expected to do consultative examinations in the areas of internal medicine, psychiatry, orthopedics, physiatry, and psychology. Consultative examinations shall include: A signed narrative report of the findings which will provide the objective evidence necessary to make disability decisions under the Social Security disability criteria.	Monthly review of amount of CEs performed & scheduled via the Legacy System management information. Quality of reports are reviewed by staff medical consultants and if any issues arise, they are brought to the attention of the Professional Relations Officer and resolved via informal discussions and/or refresher training.	Y
HMS238	N	\$ 2,093	O - Cost reimbursement	\$ 20,000	\$ 17,907	6/3/2013	7/1/2013	6/30/2014	Boyuan Cao, M.D., LLC	S	Description of the service: Vendors are expected to do consultative examinations in the areas of internal medicine, psychiatry, orthopedics, physiatry, and psychology. Consultative examinations shall include: A signed narrative report of the findings which will provide the objective evidence necessary to make disability decisions under the Social Security disability criteria.	Monthly review of amount of CEs performed & scheduled via the Legacy System management information. Quality of reports are reviewed by staff medical consultants and if any issues arise, they are brought to the attention of the Professional Relations Officer and resolved via informal discussions and/or refresher training.	Y
HMS238	N	\$ 33,902	O - Cost reimbursement	\$ 75,000	\$ 41,098	4/3/2013	7/1/2013	6/30/2014	Antoine J. Cazin, M.D.	S	Description of the service: Vendors are expected to do consultative examinations in the areas of internal medicine, psychiatry, orthopedics, physiatry, and psychology. Consultative examinations shall include: A signed narrative report of the findings which will provide the objective evidence necessary to make disability decisions under the Social Security disability criteria.	Monthly review of amount of CEs performed & scheduled via the Legacy System management information. Quality of reports are reviewed by staff medical consultants and if any issues arise, they are brought to the attention of the Professional Relations Officer and resolved via informal discussions and/or refresher training.	Y
HMS238	N	\$ 44,117	O - Cost reimbursement	\$ 150,000	\$ 105,883	4/3/2013	7/1/2013	6/30/2014	Deanna Coschignano, Ph.D.	S	Description of the service: Vendors are expected to do consultative examinations in the areas of internal medicine, psychiatry, orthopedics, physiatry, and psychology. Consultative examinations shall include: A signed narrative report of the findings which will provide the objective evidence necessary to make disability decisions under the Social Security disability criteria.	Monthly review of amount of CEs performed & scheduled via the Legacy System management information. Quality of reports are reviewed by staff medical consultants and if any issues arise, they are brought to the attention of the Professional Relations Officer and resolved via informal discussions and/or refresher training.	Y

Department of Human Services
Contract Costs

Table 20

Prog ID	MOF	Frequency		Max Value	Outstanding Balance	Date Executed	Term of Contract		Organization	Category E/L/P/C/G /S	Description	Method and Frequency of Monitoring	POS Y/N
		Amount	(M/A/O)				From	To					
HMS238	N	\$ 29,353	O - Cost reimbursement	\$ 135,000	\$ 105,647	4/3/2013	7/1/2013	6/30/2014	Dennis R. Donovan, Ph.D.	S	Description of the service: Vendors are expected to do consultative examinations in the areas of internal medicine, psychiatry, orthopedics, physiatry, and psychology. Consultative examinations shall include: A signed narrative report of the findings which will provide the objective evidence necessary to make disability decisions under the Social Security disability criteria.	Monthly review of amount of CEs performed & scheduled via the Legacy System management information. Quality of reports are reviewed by staff medical consultants and if any issues arise, they are brought to the attention of the Professional Relations Officer and resolved via informal discussions and/or refresher training.	Y
HMS238	N	\$ 9,385	O - Cost reimbursement	\$ 40,000	\$ 30,615	4/15/2013	7/1/2013	6/30/2014	Kenneth W. Gilstein, Ph.D.	S	Description of the service: Vendors are expected to do consultative examinations in the areas of internal medicine, psychiatry, orthopedics, physiatry, and psychology. Consultative examinations shall include: A signed narrative report of the findings which will provide the objective evidence necessary to make disability decisions under the Social Security disability criteria.	Monthly review of amount of CEs performed & scheduled via the Legacy System management information. Quality of reports are reviewed by staff medical consultants and if any issues arise, they are brought to the attention of the Professional Relations Officer and resolved via informal discussions and/or refresher training.	Y
HMS238	N	\$ 18,121	O - Cost reimbursement	\$ 150,000	\$ 131,879	6/16/2013	7/1/2013	6/30/2014	I Ola Lahui, Inc.	S	Description of the service: Vendors are expected to do consultative examinations in the areas of internal medicine, psychiatry, orthopedics, physiatry, and psychology. Consultative examinations shall include: A signed narrative report of the findings which will provide the objective evidence necessary to make disability decisions under the Social Security disability criteria.	Monthly review of amount of CEs performed & scheduled via the Legacy System management information. Quality of reports are reviewed by staff medical consultants and if any issues arise, they are brought to the attention of the Professional Relations Officer and resolved via informal discussions and/or refresher training.	Y
HMS238	N	\$ 825	O - Cost reimbursement	\$ 7,000	\$ 6,175	4/19/2013	7/1/2013	6/30/2014	Kimberley Kudaishi, M.S. CCC-SLP	S	Description of the service: Vendors are expected to do consultative examinations in the areas of internal medicine, psychiatry, orthopedics, physiatry, and psychology. Consultative examinations shall include: A signed narrative report of the findings which will provide the objective evidence necessary to make disability decisions under the Social Security disability criteria.	Monthly review of amount of CEs performed & scheduled via the Legacy System management information. Quality of reports are reviewed by staff medical consultants and if any issues arise, they are brought to the attention of the Professional Relations Officer and resolved via informal discussions and/or refresher training.	Y

Department of Human Services
Contract Costs

Table 20

Prog ID	MOF	Frequency		Max Value	Outstanding Balance	Date Executed	Term of Contract		Organization	Category E/L/P/C/G /S	Description	Method and Frequency of Monitoring	POS Y/N
		Amount	(M/A/O)				From	To					
HMS238	N	\$ 1,672	O - Cost reimbursement	\$ 10,000	\$ 8,328	4/3/2013	7/1/2013	6/30/2014	Dennis B. Lind, M.D.	S	Description of the service: Vendors are expected to do consultative examinations in the areas of internal medicine, psychiatry, orthopedics, physiatry, and psychology. Consultative examinations shall include: A signed narrative report of the findings which will provide the objective evidence necessary to make disability decisions under the Social Security disability criteria.	Monthly review of amount of CEs performed & scheduled via the Legacy System management information. Quality of reports are reviewed by staff medical consultants and if any issues arise, they are brought to the attention of the Professional Relations Officer and resolved via informal discussions and/or refresher training.	Y
HMS238	N	\$ 3,245	O - Cost reimbursement	\$ 20,000	\$ 16,755	4/3/2013	7/1/2013	6/30/2014	Kathleen M. McNamara, Ph.D.	S	Description of the service: Vendors are expected to do consultative examinations in the areas of internal medicine, psychiatry, orthopedics, physiatry, and psychology. Consultative examinations shall include: A signed narrative report of the findings which will provide the objective evidence necessary to make disability decisions under the Social Security disability criteria.	Monthly review of amount of CEs performed & scheduled via the Legacy System management information. Quality of reports are reviewed by staff medical consultants and if any issues arise, they are brought to the attention of the Professional Relations Officer and resolved via informal discussions and/or refresher training.	Y
HMS238	N	\$ 1,690	O - Cost reimbursement	\$ 7,000	\$ 5,310	4/3/2013	7/1/2013	6/30/2014	Wilson T. Murakami, M.D.	S	Description of the service: Vendors are expected to do consultative examinations in the areas of internal medicine, psychiatry, orthopedics, physiatry, and psychology. Consultative examinations shall include: A signed narrative report of the findings which will provide the objective evidence necessary to make disability decisions under the Social Security disability criteria.	Monthly review of amount of CEs performed & scheduled via the Legacy System management information. Quality of reports are reviewed by staff medical consultants and if any issues arise, they are brought to the attention of the Professional Relations Officer and resolved via informal discussions and/or refresher training.	Y
HMS238	N	\$ 29,128	O - Cost reimbursement	\$ 100,000	\$ 70,872	4/14/2013	7/1/2013	6/30/2014	Ohana Psychological Services LLC	S	Description of the service: Vendors are expected to do consultative examinations in the areas of internal medicine, psychiatry, orthopedics, physiatry, and psychology. Consultative examinations shall include: A signed narrative report of the findings which will provide the objective evidence necessary to make disability decisions under the Social Security disability criteria.	Monthly review of amount of CEs performed & scheduled via the Legacy System management information. Quality of reports are reviewed by staff medical consultants and if any issues arise, they are brought to the attention of the Professional Relations Officer and resolved via informal discussions and/or refresher training.	Y

Department of Human Services
Contract Costs

Table 20

Prog ID	MOF	Frequency		Max Value	Outstanding Balance	Date Executed	Term of Contract		Organization	Category E/L/P/C/G/S	Description	Method and Frequency of Monitoring	POS Y/N
		Amount	(M/A/O)				From	To					
HMS238	N	\$ 22,189	O - Cost reimbursement	\$ 75,000	\$ 52,811	4/3/2013	7/1/2013	6/30/2014	John L. Wingert, Ph.D.	S	Description of the service: Vendors are expected to do consultative examinations in the areas of internal medicine, psychiatry, orthopedics, psychiatry, and psychology. Consultative examinations shall include: A signed narrative report of the findings which will provide the objective evidence necessary to make disability decisions under the Social Security disability criteria.	Monthly review of amount of CEs performed & scheduled via the Legacy System management information. Quality of reports are reviewed by staff medical consultants and if any issues arise, they are brought to the attention of the Professional Relations Officer and resolved via informal discussions and/or refresher training.	Y
HMS238	N	\$ 7,638	O - Cost reimbursement	\$ 15,000	\$ 7,362	4/3/2013	7/1/2013	6/30/2014	Michael B. Zafrani, M.D.	S	Description of the service: Vendors are expected to do consultative examinations in the areas of internal medicine, psychiatry, orthopedics, psychiatry, and psychology. Consultative examinations shall include: A signed narrative report of the findings which will provide the objective evidence necessary to make disability decisions under the Social Security disability criteria.	Monthly review of amount of CEs performed & scheduled via the Legacy System management information. Quality of reports are reviewed by staff medical consultants and if any issues arise, they are brought to the attention of the Professional Relations Officer and resolved via informal discussions and/or refresher training.	Y
HMS238	N	\$ 8,513	M	\$ 25,809	\$ 17,296	4/8/2012	7/1/2013	6/30/2014	Jeffrey Akaka, M.D.	S	Medical Consultation services for the evaluation of Social Security and Supplemental Security Disability Claims.	Monthly hours are reviewed against contract hours and Agency workload needs & Work assignments and performance statistics are monitored quarterly.	Y
HMS238	N	\$ 4,736	M	\$ 17,206	\$ 12,470	4/8/2012	7/1/2013	6/30/2014	Paul Blaskowski, MD	S	Medical Consultation services for the evaluation of Social Security and Supplemental Security Disability Claims.	Monthly hours are reviewed against contract hours and Agency workload needs & Work assignments and performance statistics are monitored quarterly.	Y
HMS238	N	\$ 58,778	M	\$ 132,312	\$ 73,534	4/8/2012	7/1/2013	6/30/2014	Walter S.O. Fo, Ph.D.	S	Medical Consultation services for the evaluation of Social Security and Supplemental Security Disability Claims.	Monthly hours are reviewed against contract hours and Agency workload needs & Work assignments and performance statistics are monitored quarterly.	Y
HMS238	N	\$ 48,308	M	\$ 103,236	\$ 54,927	4/8/2012	7/1/2013	6/30/2014	Glen D. Frisch, M.D.	S	Medical Consultation services for the evaluation of Social Security and Supplemental Security Disability Claims.	Monthly hours are reviewed against contract hours and Agency workload needs & Work assignments and performance statistics are monitored quarterly.	Y
HMS238	N	\$ 25,025	M	\$ 64,522	\$ 39,496	4/8/2012	7/1/2013	6/30/2014	Raymond H Fujikami, MD	S	Medical Consultation services for the evaluation of Social Security and Supplemental Security Disability Claims.	Monthly hours are reviewed against contract hours and Agency workload needs & Work assignments and performance statistics are monitored quarterly.	Y

Department of Human Services
Contract Costs

Table 20

Prog ID	MOF	Frequency		Max Value	Outstanding Balance	Date Executed	Term of Contract		Organization	Category E/L/P/C/G /S	Description	Method and Frequency of Monitoring	POS Y/N
		Amount	(M/A/O)				From	To					
HMS238	N	\$ 36,733	M	\$ 64,522	\$ 27,789	4/8/2012	7/1/2013	6/30/2014	Gregory Harp, MD	S	Medical Consultation services for the evaluation of Social Security and Supplemental Security Disability Claims.	Monthly hours are reviewed against contract hours and Agency workload needs & Work assignments and performance statistics are monitored quarterly.	Y
HMS238	N	\$ 13,546	M	\$ 25,809	\$ 12,263	4/8/2012	7/1/2013	6/30/2014	Mark T Kuge, MD	S	Medical Consultation services for the evaluation of Social Security and Supplemental Security Disability Claims.	Monthly hours are reviewed against contract hours and Agency workload needs & Work assignments and performance statistics are monitored quarterly.	Y
HMS238	N	\$ 50,409	M	\$ 116,140	\$ 65,731	4/8/2012	7/1/2013	6/30/2014	David J Lam, Ph.D.	S	Medical Consultation services for the evaluation of Social Security and Supplemental Security Disability Claims.	Monthly hours are reviewed against contract hours and Agency workload needs & Work assignments and performance statistics are monitored quarterly.	Y
HMS238	N	\$ 31,895	M	\$ 68,823	\$ 36,928	4/8/2012	7/1/2013	6/30/2014	Stacy M Lau, MD	S	Medical Consultation services for the evaluation of Social Security and Supplemental Security Disability Claims.	Monthly hours are reviewed against contract hours and Agency workload needs & Work assignments and performance statistics are monitored quarterly.	Y
HMS238	N	\$ 9,477	M	\$ 25,809	\$ 16,332	4/8/2012	7/1/2013	6/30/2014	David Mai, MD	S	Medical Consultation services for the evaluation of Social Security and Supplemental Security Disability Claims.	Monthly hours are reviewed against contract hours and Agency workload needs & Work assignments and performance statistics are monitored quarterly.	Y
HMS238	N	\$ 20,603	M	\$ 34,412	\$ 13,809	4/8/2012	7/1/2013	6/30/2014	Eugene Matsuyama, MD	S	Medical Consultation services for the evaluation of Social Security and Supplemental Security Disability Claims.	Monthly hours are reviewed against contract hours and Agency workload needs & Work assignments and performance statistics are monitored quarterly.	Y
HMS238	N	\$ -	M	\$ 4,301	\$ 4,301	5/16/2012	7/1/2013	6/30/2014	Denny A Nakayama MD Inc	S	Medical Consultation services for the evaluation of Social Security and Supplemental Security Disability Claims.	Monthly hours are reviewed against contract hours and Agency workload needs & Work assignments and performance statistics are monitored quarterly.	Y
HMS238	N	\$ 8,407	M	\$ 21,507	\$ 13,100	4/8/2012	7/1/2013	6/30/2014	Terri L Needels, Ph.D.	S	Medical Consultation services for the evaluation of Social Security and Supplemental Security Disability Claims.	Monthly hours are reviewed against contract hours and Agency workload needs & Work assignments and performance statistics are monitored quarterly.	Y
HMS238	N	\$ 41,802	M	\$ 93,108	\$ 51,306	4/8/2012	7/1/2013	6/30/2014	Darnell Richey, MD	S	Medical Consultation services for the evaluation of Social Security and Supplemental Security Disability Claims.	Monthly hours are reviewed against contract hours and Agency workload needs & Work assignments and performance statistics are monitored quarterly.	Y

Department of Human Services
Contract Costs

Table 20

Prog ID	MOF	Frequency		Max Value	Outstanding Balance	Date Executed	Term of Contract		Organization	Category E/L/P/C/G/S	Description	Method and Frequency of Monitoring	POS Y/N
		Amount	(M/A/O)				From	To					
HMS238	N	\$ 68,237	M	\$ 155,069	\$ 86,832	4/8/2012	7/1/2013	6/30/2014	Neil Shibuya, MD	S	Medical Consultation services for the evaluation of Social Security and Supplemental Security Disability Claims.	Monthly hours are reviewed against contract hours and Agency workload needs & Work assignments and performance statistics are monitored quarterly	Y
HMS238	N	\$ 58,274	M	\$ 141,949	\$ 83,675	4/8/2012	7/1/2013	6/30/2014	Rodney Torigoe, Ph.D.	S	Medical Consultation services for the evaluation of Social Security and Supplemental Security Disability Claims.	Monthly hours are reviewed against contract hours and Agency workload needs & Work assignments and performance statistics are monitored quarterly	Y
HMS238	N	\$ 39,301	M	\$ 98,934	\$ 59,633	4/8/2012	7/1/2013	6/30/2014	Garret Yanagi, Ph.D.	S	Medical Consultation services for the evaluation of Social Security and Supplemental Security Disability Claims.	Monthly hours are reviewed against contract hours and Agency workload needs & Work assignments and performance statistics are monitored quarterly	Y
HMS238	N	\$ 28,793	M	\$ 73,125	\$ 44,332	4/8/2012	7/1/2013	6/30/2014	Benjamin BC Young, MD	S	Medical Consultation services for the evaluation of Social Security and Supplemental Security Disability Claims.	Monthly hours are reviewed against contract hours and Agency workload needs & Work assignments and performance statistics are monitored quarterly	Y
HMS802	N/A	\$359,044.97	M	\$2,000,000.00	\$790,976.45	8/13/2012	7/1/2012	6/30/2014	Island Skill Gathering	G/S	Rehabilitation Technology Services and Devices for VR Consumers	quarterly meetings, reports	Y
HMS802	N/A	\$100,136.63	M	\$526,050.00	\$224,545.00	7/30/2012	7/1/2012	6/30/2014	Lanakila Pacific	S	Evaluation, Training and Placement Services for VR Consumers	monthly reports, quarterly meetings	Y
HMS802	N/A	\$0.00	M	\$240,050.00	\$186,927.24	11/27/2012	7/1/2012	6/30/2014	Network Enterprises, Inc.	S	Evaluation, Training and Placement Services for VR Consumers	monthly reports, quarterly meetings	Y
HMS802	N/A		O - Quarterly	\$80,000.00	\$80,000.00	10/2/2013	10/1/2013	9/30/2015	NFB	S	Statewide reading of newspapers to those unable to read regular newsprint	Quarterly activity and expenditure reports are reviewed; meetings are held with the Provider to discuss the progress of work; invoices and supporting documentation are reviewed to determine appropriateness and allowableness.	Y
HMS802	N/A		M	\$549,209.00	\$484,805.83	7/14/2013	7/1/2013	6/30/2014	PBRRTC	S	Assessment of VR needs	Quarterly activity and expenditure reports are reviewed; invoices and supporting documentation are reviewed to determine appropriateness and allowableness	Y
HMS802	N/A		M	\$235,208.00	\$235,208.00	9/19/2013	10/1/2013	9/30/2014	SILC	S	Develop and monitor State Plan for Independent Living	quarterly meetings, reports, public forums, sub-committee/executive meetings	Y
HMS802	N/A		O - as invoiced	\$193,256.00	\$124,492.27	7/30/2013	8/1/2011	6/30/2015	SDSU	S	Provide technical assistance to Hawaii DVR with budget, finance and programs	on-site meetings with consultant	Y

Department of Human Services
Contract Costs

Table 20

Prog ID	MOF	Frequency		Max Value	Outstanding Balance	Date Executed	Term of Contract		Organization	Category E/L/P/C/G/S	Description	Method and Frequency of Monitoring	POS Y/N
		Amount	(M/A/O)				From	To					
HMS802	N		O - as invoiced	\$42,435.00	\$5,327.22	12/26/2012	1/1/2013	12/31/2013	SDSU	S	Provide training for new VR counselors hired within the past 2 years. Focus will be on counseling and case recording skills in the areas of eligibility, developing the individualized plan for employment, and working with challenging populations.	Invoices and supporting backup documentation are reviewed for contractual compliance and verification of delivery of services.	Y
HMS802	A		M	\$160,000.00	\$133,333.32	6/25/2013	7/1/2013	6/30/2015	Isle Interpret LLC	S	Interpreter referral services	Invoices, quarterly activity and expenditure reports are reviewed for accuracy and contractual compliance	Y
HMS802	N		M	\$414,000.00	\$414,000.00	9/19/2013	10/1/2013	9/30/2014	ATRC	G/S	Provide statewide Assistive Technology devices and services to individuals with disabilities	Invoices and supporting backup documentation, including quarterly activity and expenditure reports are reviewed for contractual compliance and verification of delivery of services	Y
HMS802	N/A		M	\$80,000.00	\$58,666.68	7/16/2013	7/1/2013	9/30/2014	Signs of Self	S	Provide Independent Living Services for individuals who are deaf, hard of hearing and deaf blind on Oahu	Meetings are held with the Provider to review and discuss the progress of work; quarterly activity and expenditure reports, any additional reports, invoices and backup documentation are reviewed to ensure contractual compliance. Provider is monitored twice per quarter - once at the Provider's location to review cases and expenditures, and once at VR to review contract and contractual issues.	Y
HMS802	N/A		O - Cost Reimbursable	\$237,000.00	\$237,000.00	10/3/2013	10/1/2013	9/30/2014	Aloha Independent Living	S	Provide Independent Living Services for individuals with disabilities statewide	Meetings with Provider to review and discuss the progress of work; monthly IL reports, quarterly activity and expenditure reports, any additional reports, invoices and backup documentation are reviewed for contractual compliance. Provider will be monitored twice per quarter - once at the Provider's location to review cases and expenditures, and once at VR to review contract and contractual	Y
HMS802	N/A		M	\$1,307,210.00	\$768,126.00	6/28/2013	10/1/2011	6/30/2014	C&C	S	Provide case management services and job placement activities to VRSBD consumers on Oahu	Monthly expenditure reports, invoices, supporting documentation, and progress reports are reviewed for appropriateness and allowableness	Y

Department of Human Services
Contract Costs

Table 20

Prog ID	MOF	Frequency		Max Value	Outstanding Balance	Date Executed	Term of Contract		Organization	Category E/L/P/C/G/S	Description	Method and Frequency of Monitoring	POS Y/N
		Amount	(M/A/O)				From	To					
HMS802	N/A		M	\$251,727.82	\$155,083.82	6/28/2013	7/1/2012	6/30/2015	Ho'ala	S	Work readiness and life skills training for VRSBD consumers on Oahu	Written progress reports of each participant are reviewed; invoices, monthly and quarterly expenditure reports, as well as supporting documentation and progress reports are also reviewed for contractual compliance; meetings are conducted with Provider to discuss progress of work.	Y
HMS802	N/A		O - Cost Reimbursable	\$238,900.00	\$123,121.02	9/12/2012	7/1/2012	6/30/2014	Abilities Unlimited	S	Evaluation, Training and Placement Services for individuals with disabilities, including personal adjustment training and vocational skills training.	Written monthly progress reports of each participant are reviewed; quarterly expenditure reports are reviewed; and meetings are conducted with the Provider to discuss progress of work.	Y
HMS802	N/A		M	\$50,000.00	\$47,270.29	6/24/2013	7/1/2013	6/30/2015	Dr. Chun	S	Medical consultation services for VR counselors on Oahu	Monthly invoices are reviewed	Y
HMS802	N/A		M	\$50,000.00	\$48,115.20	6/10/2013	7/1/2013	6/30/2015	Dr. Fo	S	Psychological consultation services for VR counselors on Oahu	Monthly invoices are reviewed	Y
HMS802	N/A		M	\$550,000.00	\$550,000.00	6/25/2013	7/1/2013	6/30/2015	Abilities Unlimited	S	Job Placement and Retention Services for VR consumers with Most Significant Disabilities and Significant Disabilities on Oahu	Quarterly activity and expenditure reports are reviewed for appropriateness and allowableness; meetings are held with the Provider to discuss progress of work; monthly invoices are reviewed to ensure that the work has been performed in accordance with the contract.	Y
HMS802	N/A		M	\$150,000.00	\$150,000.00	6/10/2013	7/1/2013	6/30/2015	ATRC	S	Job Placement and Retention Services for VR consumers with Most Significant Disabilities and Significant Disabilities on Oahu	Quarterly activity and expenditure reports and any additional reports are reviewed; meetings will be held with the Provider to discuss the progress of work; monthly invoices and supporting documentation will be reviewed for appropriateness and allowableness as outlined in the contract.	Y
HMS802	N/A		M	\$317,000.00	\$316,500.00	7/14/2013	7/1/2013	6/30/2015	Network Enterprises, Inc.	S	Job Placement and Retention Services for VR consumers with Most Significant Disabilities and Significant Disabilities on Oahu	Quarterly activity and expenditure reports, monthly invoices and supporting documentation are reviewed to ensure contractual compliance.	Y

Department of Human Services
Contract Costs

Table 20

Prog ID	MOF	Frequency		Max Value	Outstanding Balance	Date Executed	Term of Contract		Organization	Category E/L/P/C/G/S	Description	Method and Frequency of Monitoring	POS Y/N
		Amount	(M/A/O)				From	To					
HMS802	N/A		M	\$125,000.00	\$123,000.00	7/14/2013	7/1/2013	6/30/2015	Network Enterprises, Inc.	S	Job Placement and Retention Services for VR consumers deaf, hard of hearing, deaf-blind on Oahu	Quarterly activity and expenditure reports, monthly invoices and supporting documentation are reviewed to ensure contractual compliance; meetings will be held with the Provider to discuss progress of work.	Y
HMS802	N/A		O - as invoiced	\$50,000.00	\$49,396.85	9/13/2013	7/1/2013	6/30/2015	Dr. Reed	S	Conduct psychological evaluations for VR applicants and consumers	Invoices are reviewed for appropriateness and allowableness.	Y
HMS802	N/A		O - as invoiced	\$50,000.00	\$47,889.01	6/10/2013	7/1/2013	6/30/2015	Dr. Wingert	S	Conduct psychological evaluations for VR applicants and consumers	Invoices are reviewed for appropriateness and allowableness.	Y
HMS802	N/A		O - as invoiced	\$50,000.00	\$45,476.45	7/19/2013	7/1/2013	6/30/2015	Ohana Psy Services	S	Conduct psychological evaluations for VR applicants and consumers	Invoices are reviewed for appropriateness and allowableness.	Y
HMS802	N/A		M	\$127,718.00	\$172,718.00	8/19/2013	7/1/2013	6/30/2014	Abilities Unlimited	S	Vocational Work Adjustment and Training Services on Oahu	Quarterly activity and expenditure reports and any additional reports are reviewed; meetings will be held with the Provider to discuss the progress of work; monthly invoices and supporting documentation will be reviewed for appropriateness and allowableness.	Y
HMS802	N/A		M	\$187,702.00	\$187,702.00	9/5/2013	7/1/2013	6/30/2014	Lanakila Pacific	S	Vocational Work Adjustment and Training Services on Oahu	Quarterly activity and expenditure reports are reviewed for appropriateness and allowableness; monthly invoices are reviewed to ensure that the work has been performed in accordance with contract requirements.	Y
HMS802	N/A		M	\$39,580.00	\$39,580.00	7/26/2013	7/1/2013	6/30/2014	Network Enterprises, Inc.	S	Vocational Work Adjustment and Training Services on Oahu	Quarterly activity reports and any additional reports are reviewed; meetings are held with the Provider to discuss the progress of work. Invoices and supporting documentation are reviewed to determine if expenditures are appropriate and allowable.	Y
HMS802	N/A		M	\$50,000.00	\$50,000.00	7/26/2013	7/1/2013	6/30/2014	Network Enterprises, Inc.	S	Vocational Work Adjustment and Training Services on Oahu - Deaf	Quarterly activity reports and any additional reports are reviewed; meetings are held with the Provider to discuss the progress of work. Invoices and supporting documentation are reviewed to determine if expenditures are appropriate and allowable.	Y

Department of Human Services
Contract Costs

Table 20

Prog ID	MOF	Frequency		Max Value	Outstanding Balance	Date Executed	Term of Contract		Organization	Category E/L/P/C/G/S	Description	Method and Frequency of Monitoring	POS Y/N
		Amount	(M/A/O)				From	To					
HMS802	N		M	\$229,000.00	\$229,000.00	6/25/2013	7/1/2013	6/30/2015	Abilities Unlimited	S	Supported Employment services for VR consumers with Most Significant Disabilities; to assist individuals in finding full-time competitive employment.	Quarterly activity and expenditure reports are reviewed; invoices and supporting documentation are reviewed to ensure that the work has been performed in accordance with contract requirements.	Y
HMS802	N/A		M	\$216,000.00	\$216,000.00	8/1/2013	7/1/2013	6/30/2015	BCRC	S	Job Placement and Retention Services for VR Consumers on Maui	Quarterly activity reports, expenditure reports, and any additional reports are reviewed; meetings are held with the Provider to discuss the progress of work. Invoices and backup documentation are reviewed to determine if charges are appropriate and allowable.	Y
HMS802	N/A		M	\$240,000.00	\$191,000.00	6/10/2013	7/1/2013	6/30/2015	Ka Lima O Maui	S	Job Placement and Retention Services for VR Consumers on Maui	Quarterly activity reports, expenditure reports, and any additional reports are reviewed; meetings are held with the Provider to discuss the progress of work. Invoices and backup documentation are reviewed to determine if charges are appropriate and allowable.	Y
HMS802	N/A		M	\$130,000.00	\$120,000.00	7/31/2013	7/1/2013	6/30/2015	Molokai Occupational Cntr	S	Job Placement and Retention Services for VR Consumers on Molokai	Quarterly activity and expenditure reports and any additional reports are reviewed; meetings will be held with the Provider to discuss the progress of work; monthly invoices and supporting documentation will be reviewed for appropriateness and allowableness.	Y
HMS802	N/A		M	\$90,000.00	\$74,376.00	7/24/2013	7/1/2013	6/30/2014	Ka Lima O Maui	S	Vocational and Work Adjustment Training Services for VR Consumers on Maui	Quarterly activity reports and any additional reports are reviewed; meetings with the Provider are conducted to discuss the progress of work; invoices and backup documentation are reviewed to determine appropriateness and allowableness of charges.	Y

Department of Human Services
Contract Costs

Table 20

Prog ID	MOF	Frequency		Max Value	Outstanding Balance	Date Executed	Term of Contract		Organization	Category E/L/P/C/G/S	Description	Method and Frequency of Monitoring	POS Y/N
		Amount	(M/A/O)				From	To					
HMS802	N		M	\$64,000.00	\$39,600.00	7/14/2013	7/1/2013	6/30/2015	BCRC	S	Supported Employment services for VR consumers on Maui	Quarterly activity and expenditure reports and any additional reports are reviewed; meetings will be held with the Provider to discuss the progress of work; monthly invoices and supporting documentation will be reviewed for appropriateness and allowableness.	Y
HMS802	N		M	\$85,000.00	\$81,400.00	5/31/2013	7/1/2013	6/30/2015	Ka Lima O Maui	S	Supported Employment services for VR consumers on Maui	Quarterly activity and expenditure reports are reviewed; invoices and supporting documentation are reviewed to ensure that the work has been performed in accordance with contract requirements.	Y
HMS802	N/A		M	\$90,000.00	\$55,155.41	8/29/2013	7/1/2013	6/30/2014	Easter Seals	S	Vocational and Work Adjustment Training Services for VR Consumers on Kauai	Quarterly activity reports are reviewed, meetings with Provider are conducted to discuss the progress of work; invoices and supporting documentation are reviewed to determine if charges are appropriate and allowable.	Y
HMS802	N/A		M	\$6,000.00	\$6,000.00	7/18/2013	7/1/2013	6/30/2015	Dr. Jaeckle	S	Psychological consultation services for VR counselors on Island of Hawaii	Invoices are reviewed for appropriateness and allowableness.	Y
HMS802	N/A		M	\$150,000.00	\$119,000.00	6/25/2013	7/1/2013	6/30/2015	Arc of Hilo	S	Job Placement and Retention Service for VR Consumers in Hilo	Quarterly activity and expenditure reports are reviewed; invoices and supporting documentation are reviewed to ensure that the work has been performed in accordance with contract requirements.	Y
HMS802	N/A		M	\$285,000.00	\$269,000.00	5/30/2013	7/1/2013	6/30/2015	Arc of Kona	S	Job Placement and Retention Service for VR Consumers in Kona	Quarterly activity and expenditure reports are reviewed; invoices and supporting documentation are reviewed to ensure that the work has been performed in accordance with contract requirements; meetings with the Provider are held to discuss the progress of work.	Y
HMS802	N/A		M	\$40,000.00	\$40,000.00	7/30/2013	7/1/2013	6/30/2014	Arc of Hilo	S	Vocational and Work Adjustment Training Services in Hilo	Quarterly activity reports and any other reports are reviewed; invoices and supporting documentation are reviewed to ensure that the work has been performed in accordance with contract requirements; meetings with the Provider are held to discuss the progress of work.	Y

Department of Human Services
Contract Costs

Table 20

Prog ID	MOF	Frequency		Max Value	Outstanding Balance	Date Executed	Term of Contract		Organization	Category E/L/P/C/G /S	Description	Method and Frequency of Monitoring	POS Y/N
		Amount	(M/A/O)				From	To					
HMS802	N/A		M	\$40,000.00	\$37,560.00	7/25/2013	7/1/2013	6/30/2014	Arc of Kona	S	Vocational and Work Adjustment Training Services for VR Consumers in Kona	Quarterly activity reports and any other reports are reviewed; invoices and supporting documentation are reviewed to ensure that the work has been performed in accordance with contract requirements; meetings with the Provider are held to discuss the progress of work.	Y
HMS802	N/A		M	\$60,000.00	\$50,000.00	4/29/2013	7/1/2013	6/30/2015	Brantley Center	S	Evaluation, Training, and Placement Services for VR Consumers in Hamakua-Honokaa	Quarterly activity and expenditure reports and any additional reports are reviewed; meetings will be held with the Provider to discuss the progress of work; monthly invoices and supporting documentation will be reviewed for appropriateness and allowableness.	Y
HMS802	N		M	\$48,000.00	\$45,500.00	5/6/2013	7/1/2013	6/30/2015	Arc of Hilo	S	Supported Employment Services for VR Consumers in Hilo	Quarterly activity and expenditure reports and any additional reports are reviewed; meetings will be held with the Provider to discuss the progress of work; monthly invoices and supporting documentation will be reviewed for appropriateness and allowableness.	Y
HMS802	N		M	\$87,000.00	\$45,000.00	5/30/2013	7/1/2013	6/30/2015	Arc of Kona	S	Supported Employment Services for VR Consumers in Kona	Quarterly activity and expenditure reports and any additional reports are reviewed; meetings will be held with the Provider to discuss the progress of work; monthly invoices and supporting documentation will be reviewed for appropriateness and allowableness.	Y
HMS503	A	varies	M	\$ 15,305	\$ 10,203	7/1/2013	7/1/2013	6/30/2014	Roll Offs Hawaii LLC	S	Garbage collection	N/A	N
HMS501	A	varies	M	\$ 650,000	\$ 366,655	5/1/2013	5/1/2013	4/30/2014	The Salvation Army Family Intervention Services	S	Safehouse	For all POS contracts, the monitoring is done by reviewing the quarterly reports submitted by the Provider and site visits. Several of the OJJD contracts are monitored in this fashion along with two GIA operating contracts.	Y

Department of Human Services
Contract Costs

Table 20

Prog ID	MOF	Frequency		Max Value	Outstanding Balance	Date Executed	Term of Contract		Organization	Category E/L/P/C/G /S	Description	Method and Frequency of Monitoring	POS Y/N
		Amount	(M/A/O)				From	To					
HMS501	A	varies	M	\$ 550,000	\$ 387,128	7/1/2013	7/1/2013	6/24/2014	The Salvation Army Family Intervention Services	S	Safehouse	For all POS contracts, the monitoring is done by reviewing the quarterly reports submitted by the Provider and site visits. Several of the OJJDP contracts are monitored in this fashion along with two GIA operating contracts.	Y
HMS501	A	varies	M	\$ 735,000	\$ 683,177	10/1/2012	10/1/2012	9/30/2014	Partners in Development Foundation	S	Safehouse	For all POS contracts, the monitoring is done by reviewing the quarterly reports submitted by the Provider and site visits. Several of the OJJDP contracts are monitored in this fashion along with two GIA operating contracts.	Y
HMS503	A	varies	M	\$ 175,000	\$ 66,295	5/1/2013	5/1/2013	4/30/2014	Altres Staffing Inc dba Altres Medical	S	Contract nurses. This is an open-ended contract where the maximum value is uncertain. Past fiscal year spending averaged \$175,000. Total spent May 2013 to April 2014 = \$108,705.06	N/A	N
HMS501	A	varies	M	\$ 500,000	\$ 465,091	10/1/2013	10/1/2013	9/30/2015	The Salvation Army Family Intervention Services	S	Safehouse	For all POS contracts, the monitoring is done by reviewing the quarterly reports submitted by the Provider and site visits. Several of the OJJDP contracts are monitored in this fashion along with two GIA operating contracts.	Y
HMS503	A	varies	M	\$ 165,000	\$ 19,913	7/1/2009	7/1/2009	6/30/2014	University of Hawaii	S	Medical evaluation of youth	N/A	N
HMS501	A	varies	M	\$ 475,000	\$ 355,000	7/1/2013	7/1/2013	6/30/2014	Bobby Benson Center	S	Day Treatment	For all POS contracts, the monitoring is done by reviewing the quarterly reports submitted by the Provider and site visits. Several of the OJJDP contracts are monitored in this fashion along with two GIA operating contracts.	Y
HMS501	A	varies	M	\$ 150,000	\$ 114,926	7/1/2013	7/1/2013	6/30/2014	Maui Youth and Family Services, Inc.	S	Intensive Monitoring	For all POS contracts, the monitoring is done by reviewing the quarterly reports submitted by the Provider and site visits. Several of the OJJDP contracts are monitored in this fashion along with two GIA operating contracts.	Y

Department of Human Services
Contract Costs

Table 20

Prog ID	MOF	Frequency		Max Value	Outstanding Balance	Date Executed	Term of Contract		Organization	Category E/L/P/C/G /S	Description	Method and Frequency of Monitoring	POS Y/N
		Amount	(M/A/O)				From	To					
HMS501	A	varies	M	\$ 400,000	\$ 271,641	7/1/2013	7/1/2013	6/30/2014	Hale Kipa, Inc.	S	Intensive Monitoring	For all POS contracts, the monitoring is done by reviewing the quarterly reports submitted by the Provider and site visits. Several of the OJJDP contracts are monitored in this fashion along with two GIA operating contracts.	Y
HMS501	A	varies	M	\$ 200,000	\$ 122,000	7/1/2013	7/1/2013	6/30/2014	Hale Kipa, Inc.	S	Intensive Monitoring	For all POS contracts, the monitoring is done by reviewing the quarterly reports submitted by the Provider and site visits. Several of the OJJDP contracts are monitored in this fashion along with two GIA operating contracts.	Y
HMS501	A	varies	M	\$ 67,900	\$ 43,450	7/1/2013	7/1/2013	6/30/2014	Hale Opio Kauai, Inc.	S	Positive Youth Development	For all POS contracts, the monitoring is done by reviewing the quarterly reports submitted by the Provider and site visits. Several of the OJJDP contracts are monitored in this fashion along with two GIA operating contracts.	Y
HMS501	A	varies	M	\$ 48,500	\$ 33,295	7/1/2013	7/1/2013	6/30/2014	Child & Family Service	S	Positive Youth Development	For all POS contracts, the monitoring is done by reviewing the quarterly reports submitted by the Provider and site visits. Several of the OJJDP contracts are monitored in this fashion along with two GIA operating contracts.	Y
HMS501	A	varies	M	\$ 67,900	\$ 55,476	7/1/2013	7/1/2013	6/30/2014	Boys & Girls Club of Hawaii	S	Positive Youth Development	For all POS contracts, the monitoring is done by reviewing the quarterly reports submitted by the Provider and site visits. Several of the OJJDP contracts are monitored in this fashion along with two GIA operating contracts.	Y
HMS501	A	varies	M	\$ 42,680	\$ 28,456	7/1/2013	7/1/2013	6/30/2014	Circles of Light	S	Positive Youth Development	For all POS contracts, the monitoring is done by reviewing the quarterly reports submitted by the Provider and site visits. Several of the OJJDP contracts are monitored in this fashion along with two GIA operating contracts.	Y

Department of Human Services
Contract Costs

Table 20

Prog ID	MOF	Frequency		Max Value	Outstanding Balance	Date Executed	Term of Contract		Organization	Category E/L/P/C/G /S	Description	Method and Frequency of Monitoring	POS Y/N
		Amount	(M/A/O)				From	To					
HMS501	A	varies	M	\$ 38,800	\$ 27,419	7/1/2013	7/1/2013	6/30/2014	Sounding Joy Music Therapy, Inc.	S	Positive Youth Development	For all POS contracts, the monitoring is done by reviewing the quarterly reports submitted by the Provider and site visits. Several of the OJJDP contracts are monitored in this fashion along with two GIA operating contracts.	Y
HMS501	A	varies	M	\$ 38,800	\$ 24,664	7/1/2013	7/1/2013	6/30/2014	Kids Hurt Too Hawaii	S	Positive Youth Development	For all POS contracts, the monitoring is done by reviewing the quarterly reports submitted by the Provider and site visits. Several of the OJJDP contracts are monitored in this fashion along with two GIA operating contracts.	Y
HMS501	A	varies	M	\$ 30,000	\$ 30,000	7/1/2013	7/1/2013	6/30/2014	Surfrider Spirit Sessions	S	Positive Youth Development	For all POS contracts, the monitoring is done by reviewing the quarterly reports submitted by the Provider and site visits. Several of the OJJDP contracts are monitored in this fashion along with two GIA operating contracts.	Y
HMS501	A	varies	M	\$ 58,200	\$ 48,052	7/1/2013	7/1/2013	6/30/2014	Coalition For a Drug-Free Hawaii	S	Positive Youth Development	For all POS contracts, the monitoring is done by reviewing the quarterly reports submitted by the Provider and site visits. Several of the OJJDP contracts are monitored in this fashion along with two GIA operating contracts.	Y
HMS501	A	varies	M	\$ 110,250	\$ 110,250	7/1/2013	7/1/2013	6/30/2014	Goodwill Industries of Hawaii, Inc.	S	Positive Youth Development	For all POS contracts, the monitoring is done by reviewing the quarterly reports submitted by the Provider and site visits. Several of the OJJDP contracts are monitored in this fashion along with two GIA operating contracts.	Y
HMS501	A	varies	M	\$ 72,750	\$ 54,844	7/1/2013	7/1/2013	6/30/2014	Boys & Girls Club of Hawaii	S	Positive Youth Development	For all POS contracts, the monitoring is done by reviewing the quarterly reports submitted by the Provider and site visits. Several of the OJJDP contracts are monitored in this fashion along with two GIA operating contracts.	Y

Department of Human Services
Contract Costs

Table 20

Prog ID	MOF	Frequency		Max Value	Outstanding Balance	Date Executed	Term of Contract		Organization	Category E/L/P/C/G /S	Description	Method and Frequency of Monitoring	POS Y/N
		Amount	(M/A/O)				From	To					
HMS501	A	varies	M	\$ 48,500	\$ 37,011	7/1/2013	7/1/2013	6/30/2014	Parents and Children Together	S	Positive Youth Development	For all POS contracts, the monitoring is done by reviewing the quarterly reports submitted by the Provider and site visits. Several of the OJJDP contracts are monitored in this fashion along with two GIA operating contracts.	Y
HMS501	A	varies	M	\$ 72,750	\$ 56,886	7/1/2013	7/1/2013	6/30/2014	Young Men's Christian Association of Honolulu	S	Positive Youth Development	For all POS contracts, the monitoring is done by reviewing the quarterly reports submitted by the Provider and site visits. Several of the OJJDP contracts are monitored in this fashion along with two GIA operating contracts.	Y
HMS501	A	varies	M	\$ 72,750	\$ 62,788	7/1/2013	7/1/2013	6/30/2014	Kualoa-Heeiea Ecumenical Youth Project	S	Positive Youth Development	For all POS contracts, the monitoring is done by reviewing the quarterly reports submitted by the Provider and site visits. Several of the OJJDP contracts are monitored in this fashion along with two GIA operating contracts.	Y
HMS501	A	varies	M	\$ 72,750	\$ 51,760	7/1/2013	7/1/2013	6/30/2014	The Children's Alliance of Hawaii, Inc.	S	Positive Youth Development	For all POS contracts, the monitoring is done by reviewing the quarterly reports submitted by the Provider and site visits. Several of the OJJDP contracts are monitored in this fashion along with two GIA operating contracts.	Y
HMS501	A	varies	M	\$ 72,750	\$ 58,023	7/1/2013	7/1/2013	6/30/2014	Parents and Children Together	S	Positive Youth Development	For all POS contracts, the monitoring is done by reviewing the quarterly reports submitted by the Provider and site visits. Several of the OJJDP contracts are monitored in this fashion along with two GIA operating contracts.	Y
HMS501	A	varies	M	\$ 72,750	\$ 51,899	7/1/2013	7/1/2013	6/30/2014	Susannah Wesley Community Center	S	Positive Youth Development	For all POS contracts, the monitoring is done by reviewing the quarterly reports submitted by the Provider and site visits. Several of the OJJDP contracts are monitored in this fashion along with two GIA operating contracts.	Y

Department of Human Services
Contract Costs

Table 20

Prog ID	MOF	Frequency		Max Value	Outstanding Balance	Date Executed	Term of Contract		Organization	Category E/L/P/C/G/S	Description	Method and Frequency of Monitoring	POS Y/N
		Amount	(M/A/O)				From	To					
HMS501	A	varies	M	\$ 38,800	\$ 30,699	7/1/2013	7/1/2013	6/30/2014	Maui Youth and Family Services, Inc.	S	Positive Youth Development	For all POS contracts, the monitoring is done by reviewing the quarterly reports submitted by the Provider and site visits. Several of the OJJDP contracts are monitored in this fashion along with two GIA operating contracts.	Y
HMS501	A	varies	M	\$ 106,700	\$ 71,449	7/1/2013	7/1/2013	6/30/2014	Paia Youth Council, Inc.	S	Positive Youth Development	For all POS contracts, the monitoring is done by reviewing the quarterly reports submitted by the Provider and site visits. Several of the OJJDP contracts are monitored in this fashion along with two GIA operating contracts.	Y
HMS501	A	varies	M	\$ 14,550	\$ 10,628	7/1/2013	7/1/2013	6/30/2014	Sounding Joy Music Therapy, Inc.	S	Positive Youth Development	For all POS contracts, the monitoring is done by reviewing the quarterly reports submitted by the Provider and site visits. Several of the OJJDP contracts are monitored in this fashion along with two GIA operating contracts.	Y
HMS501	A	varies	M	\$ 33,950	\$ 24,559	7/1/2013	7/1/2013	6/30/2014	Alu Like, Inc.	S	Positive Youth Development	For all POS contracts, the monitoring is done by reviewing the quarterly reports submitted by the Provider and site visits. Several of the OJJDP contracts are monitored in this fashion along with two GIA operating contracts.	Y
HMS501	A	varies	M	\$ 58,200	\$ 41,415	7/1/2013	7/1/2013	6/30/2014	Boys & Girls Clubs of Maui, Inc.	S	Positive Youth Development	For all POS contracts, the monitoring is done by reviewing the quarterly reports submitted by the Provider and site visits. Several of the OJJDP contracts are monitored in this fashion along with two GIA operating contracts.	Y
HMS501	A	varies	M	\$ 77,600	\$ 54,933	7/1/2013	7/1/2013	6/30/2014	Hui Malama Learning Center	S	Positive Youth Development	For all POS contracts, the monitoring is done by reviewing the quarterly reports submitted by the Provider and site visits. Several of the OJJDP contracts are monitored in this fashion along with two GIA operating contracts.	Y

Department of Human Services
Contract Costs

Table 20

Prog ID	MOF	Frequency		Max Value	Outstanding Balance	Date Executed	Term of Contract		Organization	Category E/L/P/C/G /S	Description	Method and Frequency of Monitoring	POS Y/N
		Amount	(M/A/O)				From	To					
HMS501	A	varies	M	\$ 48,500	\$ 28,030	7/1/2013	7/1/2013	6/30/2014	Island Star (Services, Technical Assistance & Resources) LLC	S	Positive Youth Development	For all POS contracts, the monitoring is done by reviewing the quarterly reports submitted by the Provider and site visits. Several of the OJJDP contracts are monitored in this fashion along with two GIA operating contracts.	Y
HMS501	A	varies	M	\$ 67,900	\$ 52,212	7/1/2013	7/1/2013	6/30/2014	Molokai Community Service Council, Inc.	S	Positive Youth Development	For all POS contracts, the monitoring is done by reviewing the quarterly reports submitted by the Provider and site visits. Several of the OJJDP contracts are monitored in this fashion along with two GIA operating contracts.	Y
HMS501	A	varies	M	\$ 72,750	\$ 72,750	7/1/2013	7/1/2013	6/30/2014	Goodwill Industries of Hawaii, Inc.	S	Positive Youth Development	For all POS contracts, the monitoring is done by reviewing the quarterly reports submitted by the Provider and site visits. Several of the OJJDP contracts are monitored in this fashion along with two GIA operating contracts.	Y
HMS501	A	varies	M	\$ 72,750	\$ 54,896	7/1/2013	7/1/2013	6/30/2014	The Salvation Army Family Intervention Services	S	Positive Youth Development	For all POS contracts, the monitoring is done by reviewing the quarterly reports submitted by the Provider and site visits. Several of the OJJDP contracts are monitored in this fashion along with two GIA operating contracts.	Y
HMS501	A	varies	M	\$ 58,200	\$ 49,850	7/1/2013	7/1/2013	6/30/2014	Family Programs Hawaii	S	Positive Youth Development	For all POS contracts, the monitoring is done by reviewing the quarterly reports submitted by the Provider and site visits. Several of the OJJDP contracts are monitored in this fashion along with two GIA operating contracts.	Y
HMS501	A	varies	M	\$ 97,000	\$ 97,000	7/1/2013	7/1/2013	6/30/2014	Goodwill Industries of Hawaii, Inc.	S	Positive Youth Development	For all POS contracts, the monitoring is done by reviewing the quarterly reports submitted by the Provider and site visits. Several of the OJJDP contracts are monitored in this fashion along with two GIA operating contracts.	Y

Department of Human Services
Contract Costs

Table 20

Prog ID	MOF	Frequency		Max Value	Outstanding Balance	Date Executed	Term of Contract		Organization	Category E/L/P/C/G /S	Description	Method and Frequency of Monitoring	POS Y/N
		Amount	(M/A/O)				From	To					
HMS501	A	varies	M	\$ 97,000	\$ 66,590	7/1/2013	7/1/2013	6/30/2014	Family Support Services of West Hawaii	S	Positive Youth Development	For all POS contracts, the monitoring is done by reviewing the quarterly reports submitted by the Provider and site visits. Several of the OJJDP contracts are monitored in this fashion along with two GIA operating contracts.	Y
HMS501	A	varies	M	\$ 60,000	\$ 45,817	7/1/2013	7/1/2013	6/30/2014	Maui Youth and Family Services, Inc.	S	Outreach & Advocacy	For all POS contracts, the monitoring is done by reviewing the quarterly reports submitted by the Provider and site visits. Several of the OJJDP contracts are monitored in this fashion along with two GIA operating contracts.	Y
HMS501	A	varies	M	\$ 250,000	\$ 166,667	7/1/2013	7/1/2013	6/30/2014	Hale Kipa, Inc.	S	Outreach & Advocacy	For all POS contracts, the monitoring is done by reviewing the quarterly reports submitted by the Provider and site visits. Several of the OJJDP contracts are monitored in this fashion along with two GIA operating contracts.	Y
HMS501	N	varies	M	\$ 95,000	\$ 73,716	7/1/2013	7/1/2013	6/30/2014	The Salvation Army Family Intervention Services	S	Outreach & Advocacy	For all POS contracts, the monitoring is done by reviewing the quarterly reports submitted by the Provider and site visits. Several of the OJJDP contracts are monitored in this fashion along with two GIA operating contracts.	Y
HMS501	N	varies	M	\$ 70,000	\$ 46,459	7/1/2013	7/1/2013	6/30/2014	The Salvation Army Family Intervention Services	S	Outreach & Advocacy	For all POS contracts, the monitoring is done by reviewing the quarterly reports submitted by the Provider and site visits. Several of the OJJDP contracts are monitored in this fashion along with two GIA operating contracts.	Y
HMS501	A	varies	M	\$ 65,000	\$ 43,333	7/1/2013	7/1/2013	6/30/2014	Hale Kipa, Inc.	S	Outreach & Advocacy	For all POS contracts, the monitoring is done by reviewing the quarterly reports submitted by the Provider and site visits. Several of the OJJDP contracts are monitored in this fashion along with two GIA operating contracts.	Y

Department of Human Services
Contract Costs

Prog ID	MOF	Frequency		Max Value	Outstanding Balance	Date Executed	Term of Contract		Organization	Category E/L/P/C/G /S	Description	Method and Frequency of Monitoring	POS Y/N
		Amount	(M/A/O)				From	To					
HMS501	N	varies	M	\$ 70,000	\$ 49,397	7/1/2013	7/1/2013	6/30/2014	Family Support Services of West Hawaii	S	Truancy Prevention	For all POS contracts, the monitoring is done by reviewing the quarterly reports submitted by the Provider and site visits. Several of the OJJDP contracts are monitored in this fashion along with two GIA operating contracts.	Y
HMS501	N	varies	M	\$ 70,000	\$ 70,000	7/1/2013	7/1/2013	6/30/2014	University of Hawaii	S	Truancy Prevention	For all POS contracts, the monitoring is done by reviewing the quarterly reports submitted by the Provider and site visits. Several of the OJJDP contracts are monitored in this fashion along with two GIA operating contracts.	Y
HMS501	N	varies	M	\$ 15,000	\$ 15,000	7/1/2013	7/1/2013	6/30/2014	City & County of Honolulu, Dept of Parks and Recreation	S	Truancy Prevention	For all POS contracts, the monitoring is done by reviewing the quarterly reports submitted by the Provider and site visits. Several of the OJJDP contracts are monitored in this fashion along with two GIA operating contracts.	Y
HMS501	N	varies	M	\$ 100,000	\$ 72,716	7/1/2013	7/1/2013	6/30/2014	Susannah Wesley Community Center	S	Truancy Prevention	For all POS contracts, the monitoring is done by reviewing the quarterly reports submitted by the Provider and site visits. Several of the OJJDP contracts are monitored in this fashion along with two GIA operating contracts.	Y
HMS501	N	varies	M	\$ 60,000	\$ 40,997	7/1/2013	7/1/2013	6/30/2014	Hale Opio Kauai, Inc.	S	Truancy Prevention	For all POS contracts, the monitoring is done by reviewing the quarterly reports submitted by the Provider and site visits. Several of the OJJDP contracts are monitored in this fashion along with two GIA operating contracts.	Y
HMS501	N	varies	M	\$ 50,000	\$ 33,278	7/1/2013	7/1/2013	6/30/2014	Boys & Girls Clubs of Maui, Inc.	S	Truancy Prevention	For all POS contracts, the monitoring is done by reviewing the quarterly reports submitted by the Provider and site visits. Several of the OJJDP contracts are monitored in this fashion along with two GIA operating contracts.	Y

Department of Human Services
Contract Costs

Table 20

Prog ID	MOF	Frequency		Max Value	Outstanding Balance	Date Executed	Term of Contract		Organization	Category E/L/P/C/G /S	Description	Method and Frequency of Monitoring	POS Y/N
		Amount	(M/A/O)				From	To					
HMS501	N	varies	M	\$ 17,420	\$ 16,770	7/1/2013	7/1/2013	6/30/2014	Maui Youth and Family Services, Inc.	S	Emergency Shelter	For all POS contracts, the monitoring is done by reviewing the quarterly reports submitted by the Provider and site visits. Several of the OJJDP contracts are monitored in this fashion along with two GIA operating contracts.	Y
HMS501	A	varies	M	\$ 50,050	\$ 39,130	7/1/2013	7/1/2013	6/30/2014	Hale Kipa, Inc.	S	Emergency Shelter	For all POS contracts, the monitoring is done by reviewing the quarterly reports submitted by the Provider and site visits. Several of the OJJDP contracts are monitored in this fashion along with two GIA operating contracts.	Y
HMS501	N	varies	M	\$ 60,060	\$ 48,100	7/1/2013	7/1/2013	6/30/2014	The Salvation Army Family Intervention Services	S	Emergency Shelter	For all POS contracts, the monitoring is done by reviewing the quarterly reports submitted by the Provider and site visits. Several of the OJJDP contracts are monitored in this fashion along with two GIA operating contracts.	Y
HMS501	N	varies	M	\$ 15,080	\$ 10,270	7/1/2013	7/1/2013	6/30/2014	Hale Opio Kauai, Inc.	S	Emergency Shelter	For all POS contracts, the monitoring is done by reviewing the quarterly reports submitted by the Provider and site visits. Several of the OJJDP contracts are monitored in this fashion along with two GIA operating contracts.	Y
HMS501	N	varies	M	\$ 132,600	\$ 89,760	7/1/2013	7/1/2013	6/30/2014	Hale Opio Kauai, Inc.	S	Intensive Independent Living Program	For all POS contracts, the monitoring is done by reviewing the quarterly reports submitted by the Provider and site visits. Several of the OJJDP contracts are monitored in this fashion along with two GIA operating contracts.	Y
HMS501	N	varies	M	\$ 124,100	\$ 61,370	7/1/2013	7/1/2013	6/30/2014	Catholic Charities Hawaii	S	Intensive Independent Living Program	For all POS contracts, the monitoring is done by reviewing the quarterly reports submitted by the Provider and site visits. Several of the OJJDP contracts are monitored in this fashion along with two GIA operating contracts.	Y

Department of Human Services
Contract Costs

Table 20

Prog ID	MOF	Frequency		Max Value	Outstanding Balance	Date Executed	Term of Contract		Organization	Category E/L/P/C/G/S	Description	Method and Frequency of Monitoring	POS Y/N
		Amount	(M/A/O)				From	To					
HMS501	N	varies	M	\$ 105,570	\$ 77,350	7/1/2013	7/1/2013	6/30/2014	Maui Youth and Family Services, Inc.	S	Intensive Independent Living Program	For all POS contracts, the monitoring is done by reviewing the quarterly reports submitted by the Provider and site visits. Several of the OJJDP contracts are monitored in this fashion along with two GIA operating contracts.	Y
HMS501	N	varies	M	\$ 62,050	\$ 62,050	7/1/2013	7/1/2013	6/30/2014	Catholic Charities Hawaii	S	Intensive Independent Living Program	For all POS contracts, the monitoring is done by reviewing the quarterly reports submitted by the Provider and site visits. Several of the OJJDP contracts are monitored in this fashion along with two GIA operating contracts.	Y
HMS501	N	varies	M	\$ 124,100	\$ 112,030	7/1/2013	7/1/2013	6/30/2014	Hale Kipa, Inc.	S	Independent Living Program	For all POS contracts, the monitoring is done by reviewing the quarterly reports submitted by the Provider and site visits. Several of the OJJDP contracts are monitored in this fashion along with two GIA operating contracts.	Y
HMS501	N	varies	M	\$ 62,050	\$ 41,140	7/1/2013	7/1/2013	6/30/2014	Child & Family Service	S	Independent Living Program	For all POS contracts, the monitoring is done by reviewing the quarterly reports submitted by the Provider and site visits. Several of the OJJDP contracts are monitored in this fashion along with two GIA operating contracts.	Y
HMS501	N	varies	M	\$ 93,160	\$ 61,880	7/1/2013	7/1/2013	6/30/2014	The Salvation Army Family Intervention Services	S	Independent Living Program	For all POS contracts, the monitoring is done by reviewing the quarterly reports submitted by the Provider and site visits. Several of the OJJDP contracts are monitored in this fashion along with two GIA operating contracts.	Y
HMS503	A	varies	M	\$ 550,000	\$ 418,322	7/1/2013	7/1/2013	6/30/2014	Hale Kipa, Inc.	S	Aftercare services	For all POS contracts, the monitoring is done by reviewing the quarterly reports submitted by the Provider and site visits. Several of the OJJDP contracts are monitored in this fashion along with two GIA operating contracts.	Y

Department of Human Services
Contract Costs

Table 20

Prog ID	MOF	Frequency		Max Value	Outstanding Balance	Date Executed	Term of Contract		Organization	Category E/L/P/C/G /S	Description	Method and Frequency of Monitoring	POS Y/N
		Amount	(M/A/O)				From	To					
HMS501	N	varies	M	\$ 51,397	\$ 34,930	5/1/2013	5/1/2013	4/30/2014	County of Maui, Maui Police Dept	S	OJJDP	For all POS contracts, the monitoring is done by reviewing the quarterly reports submitted by the Provider and site visits. Several of the OJJDP contracts are monitored in this fashion along with two GIA operating contracts.	N
HMS501	N	varies	M	\$ 187,431	\$ 59,430	5/1/2013	5/1/2013	4/30/2014	City & County of Honolulu, Dept of Community Services	S	OJJDP	For all POS contracts, the monitoring is done by reviewing the quarterly reports submitted by the Provider and site visits. Several of the OJJDP contracts are monitored in this fashion along with two GIA operating contracts.	N
HMS501	N	varies	M	\$ 150,000	\$ 55,795	4/1/2013	4/1/2013	3/31/2014	Hale Kipa, Inc.	S	OJJDP	For all POS contracts, the monitoring is done by reviewing the quarterly reports submitted by the Provider and site visits. Several of the OJJDP contracts are monitored in this fashion along with two GIA operating contracts.	Y
HMS501	N	varies	M	\$ 47,500	\$ 47,500	10/1/2013	10/1/2013	9/30/2014	County of Kauai, Office of the Mayor	S	OJJDP	For all POS contracts, the monitoring is done by reviewing the quarterly reports submitted by the Provider and site visits. Several of the OJJDP contracts are monitored in this fashion along with two GIA operating contracts.	N
HMS501	B	varies	O	\$ 1,500,000	\$ 1,125,000	6/29/2012	6/29/2012	6/30/2015	Boys & Girls Club of Hawaii	S	GIA CIP	Progress payments, site visits	N
HMS501	N	varies	M	\$ 61,581	\$ 32,429	5/1/2013	5/1/2013	4/30/2014	County of Hawaii, OPA	S	OJJDP	For all POS contracts, the monitoring is done by reviewing the quarterly reports submitted by the Provider and site visits. Several of the OJJDP contracts are monitored in this fashion along with two GIA operating contracts.	N
HMS501	A	varies	M	\$ 83,085	\$ 34,755	6/29/2012	6/29/2012	6/28/2015	WhyTry LLC	S	Training	None	N
HMS501	N	varies	M	\$ 45,000	\$ 45,000	10/1/2013	10/1/2013	9/30/2014	Alu Like, Inc.	S	OJJDP	For all POS contracts, the monitoring is done by reviewing the quarterly reports submitted by the Provider and site visits. Several of the OJJDP contracts are monitored in this fashion along with two GIA operating contracts.	Y

Department of Human Services
Contract Costs

Table 20

Prog ID	MOF	Frequency		Max Value	Outstanding Balance	Date Executed	Term of Contract		Organization	Category E/L/P/C/G /S	Description	Method and Frequency of Monitoring	POS Y/N
		Amount	(M/A/O)				From	To					
HMS501	A	varies	M	\$ 32,960	\$ 32,960	10/15/2012	10/15/2012	12/31/2014	Handle with Care Behavior Mgmt System Inc.	S	YCO training	None	N
HMS501	N	varies	M	\$ 200,000	\$ 200,000	10/1/2013	10/1/2013	9/30/2014	County of Hawaii, OPA	S	OJJDP	For all POS contracts, the monitoring is done by reviewing the quarterly reports submitted by the Provider and site visits. Several of the OJJDP contracts are monitored in this fashion along with two GIA operating contracts.	N
HMS501	N	varies	M	\$ 65,000	\$ 65,000	10/1/2013	10/1/2013	9/30/2015	The Judiciary	S	OJJDP	For all POS contracts, the monitoring is done by reviewing the quarterly reports submitted by the Provider and site visits. Several of the OJJDP contracts are monitored in this fashion along with two GIA operating contracts.	N
HMS501	N	varies	M	\$ 166,000	\$ 106,976	1/15/2013	1/15/2013	7/15/2014	University of Hawaii, Office of Research Services	S	OJJDP	N/A	N
HMS501	N	varies	M	\$ 18,694	\$ 219	2/18/2013	2/18/2013	12/17/2013	County of Kauai, Office of the Prosecuting Attorney	S	OJJDP	For all POS contracts, the monitoring is done by reviewing the quarterly reports submitted by the Provider and site visits. Several of the OJJDP contracts are monitored in this fashion along with two GIA operating contracts.	N
HMS503	A	varies	M	\$ 30,000	\$ 30,000	6/1/2013	6/1/2013	5/31/2014	Kyriakakis Dental, Inc.	S	Dental services	N/A	N
HMS503	A	varies	M	\$ 30,000	\$ 27,811	7/1/2013	7/1/2013	6/30/2014	Pharmacy Partners Hawaii, LLC	S	Prescription drugs	N/A	N
HMS501	N	varies	M	\$ 372,300	\$ 330,140	7/1/2013	7/1/2013	6/30/2015	Community Assistance Center	S	Huiola Residential Program	For all POS contracts, the monitoring is done by reviewing the quarterly reports submitted by the Provider and site visits. Several of the OJJDP contracts are monitored in this fashion along with two GIA operating contracts.	Y
HMS503	A	varies	M	\$ 62,000	\$ 55,160	7/1/2013	7/1/2013	6/30/2014	Honolulu Family Therapy Centre, Inc.	S	Sex abuse counseling	N/A	N
HMS501	A	varies	M	\$ 117,000	\$ 85,020	7/1/2013	7/1/2013	6/30/2014	University of Hawaii, Office of Research Services	S	Research services	N/A	N
HMS501	N	varies	M	\$ 18,287	\$ 1,399	7/1/2013	7/1/2013	1/30/2014	University of Hawaii, Office of Research Services	S	OJJDP Research	N/A	N

Department of Human Services
Contract Costs

Table 20

Prog ID	MOF	Frequency		Max Value	Outstanding Balance	Date Executed	Term of Contract		Organization	Category E/L/P/C/G /S	Description	Method and Frequency of Monitoring	POS Y/N
		Amount	(M/A/O)				From	To					
HMS501	N	varies	M	\$ 70,000	\$ 56,527	9/1/2013	9/1/2013	6/30/2014	Dept of Education, Kauai High School	S	Alternative School Suspension Program	For all POS contracts, the monitoring is done by reviewing the quarterly reports submitted by the Provider and site visits. Several of the OJJDP contracts are monitored in this fashion along with two GIA operating contracts.	N
HMS501	B	varies	O	\$ 643,000	\$ 643,000	12/1/2013	12/1/2013	11/30/2015	The Salvation Army Family Intervention Services	S	GIA CIP	Progress payments, site visits	N
HMS503	A	varies	M	\$ 500,000	\$ 478,768	6/1/2013	6/1/2013	5/31/2014	Dept of Health, CAMHD	S	Treatment services	N/A	N
HMS501	A	varies	M	\$ 138,097	\$ 138,097	11/1/2013	11/1/2013	10/31/2014	Adult Friends for Youth	S	GIA	For all POS contracts, the monitoring is done by reviewing the quarterly reports submitted by the Provider and site visits. Several of the OJJDP contracts are monitored in this fashion along with two GIA operating contracts.	N
HMS501	A	varies	M	\$ 80,000	\$ 80,000	11/1/2013	11/1/2013	10/31/2014	The Children's Alliance of Hawaii, Inc.	S	GIA	For all POS contracts, the monitoring is done by reviewing the quarterly reports submitted by the Provider and site visits. Several of the OJJDP contracts are monitored in this fashion along with two GIA operating contracts.	N
HMS501	B	varies	O	\$ 435,000	\$ 435,000	11/1/2013	11/1/2013	10/31/2014	Hale Opio Kauai, Inc.	S	GIA CIP	Progress payments, site visits	N
HMS503	A	varies	M	\$ 60,000	\$ 45,490	7/1/2013	7/1/2013	6/30/2014	Dept of the Attorney General	S	Criminal history background checks	N/A	N

Department of Human Services
Contract Costs

Table 20

Prog ID	MOF	Frequency		Max Value	Outstanding Balance	Date Executed	Term of Contract		Organization	Category E/L/P/C/G/S	Description	Method and Frequency of Monitoring	POS Y/N
		Amount	(M/A/O)				From	To					
		For all POS contracts, the monitoring is done by reviewing the quarterly reports submitted by the Provider and site visits. Several of the OJJD contracts are monitored in this fashion along with two GIA operating contracts.											
HMS601	A	\$495,030 Yearly (61%) \$41,253 Monthly	M	\$ 495,030		9/15/2011	7/1/11	6/30/2015 with a possible 2 year extension	Community Ties of America	S	Licenses Case Management Agencies (CMAs); Certifies Community Care Foster Family Homes (CCFFHs) for the elderly and disabled statewide. Follows up on complaints.	Quarterly reports along with work product	Y
HMS601	N	\$365,186 Yearly (39%) \$26,374 Monthly	M	\$ 316,491		9/15/2011	7/1/11	6/30/2015 with a possible 2 year extension	Community Ties of America		HMS 601 N amount is the amount paid by MQD from Medicaid funds for these contracts	Quarterly reports along with work product	Y
HMS601	A	\$57,824 Yearly \$4,819 Monthly	M	\$ 57,824		6/30/2011	7/1/11	6/30/14	Community Ties of America	S	Establishes the curriculum requirements for state certification of nurse aide training programs and state approval for Federal Recertification Training Programs. Requirements of the training are mandated by Federal and State law.	Quarterly reports along with work product	Y
HMS601	N	\$57,824 Yearly \$4,819 Monthly	M	\$ 57,824		6/30/2011	7/1/11	6/30/14	Community Ties of America		HMS 601 N amount is the amount paid by MQD from Medicaid funds for these contracts	Quarterly reports along with work product	Y
HMS601	A	\$50,000 Yearly. \$4,167 Monthly	M	\$ 50,000		6/30/2011	6/30/11	6/30/15	Community Ties of America	S	Licenses Adult Day Care Centers statewide. Follows up on complaints	Quarterly reports along with work product	Y
HMS601	A	\$210,000 Yearly	M	\$ 210,000		11/17/2013	7/1/13	6/30/14	Hale Mahaolu	S	Provides adult personal care services and referral services in Maui County. From Act 25, (SHL 2011)	Quarterly reports	N
HMS 301	A	300,000	Quarterly	300,000		11/1/2013	11/1/2013	6/30/2014	Blueprint for Change	S	Neighborhood Place of Kauai	Monthly & Quarterly, along with work product.	Y
HMS 301	A	24,250	M	24,250		7/1/2013	7/1/2013	6/30/2014	Child & Family Services	S	Independent Living Program	Monthly & Quarterly, along with work product.	Y
HMS 301	N	23,000	M	23,000		7/1/2013	7/1/2013	6/30/2014	Child & Family Services	S	Independent Living Program	Monthly & Quarterly, along with work product.	Y
HMS 301	A	161,667	M	161,667		7/1/2013	7/1/2013	6/30/2014	Hale Kipa	S	Independent Living Program	Monthly & Quarterly, along with work product.	Y
HMS 301	N	327,000	M	327,000		7/1/2013	7/1/2013	6/30/2014	Hale Kipa	S	Independent Living Program	Monthly & Quarterly, along with work product.	Y
HMS 301	A	31,711	M	31,711		7/1/2013	7/1/2013	6/30/2014	Maui Youth & Family Support	S	Independent Living Program	Monthly & Quarterly, along with work product.	Y
HMS 301	N	50,000	M	50,000		7/1/2013	7/1/2013	6/30/2014	Maui Youth & Family Support	S	Independent Living Program	Monthly & Quarterly, along with work product.	Y

Department of Human Services
Contract Costs

Table 20

Prog ID	MOF	Frequency		Max Value	Outstanding Balance	Date Executed	Term of Contract		Organization	Category E/L/P/C/G/S	Description	Method and Frequency of Monitoring	POS Y/N
		Amount	(M/A/O)				From	To					
HMS 301	A	41,038	M	41,038		7/1/2013	7/1/2013	6/30/2014	Salvation Army	S	Independent Living Program	Monthly & Quarterly, along with work product.	Y
HMS 301	N	50,000	M	50,000		7/1/2013	7/1/2013	6/30/2014	Salvation Army	S	Independent Living Program	Monthly & Quarterly, along with work product.	Y
HMS 301	A	41,038	M	41,038		7/1/2013	7/1/2013	6/30/2014	Salvation Army	S	Independent Living Program	Monthly & Quarterly, along with work product.	Y
HMS 301	N	50,000	M	50,000		7/1/2013	7/1/2013	6/30/2014	Salvation Army	S	Independent Living Program	Monthly & Quarterly, along with work product.	Y
HMS 301	N	394,240	M	394,240		7/1/2013	7/1/2013	6/30/2014	Catholic Charities	S	Enhanced Healthy Start	Monthly & Quarterly, along with work product.	Y
HMS 301	N	174,592	M	174,592		7/1/2013	7/1/2013	6/30/2014	Child & Family Services	S	Enhanced Healthy Start	Monthly & Quarterly, along with work product.	Y
HMS 301	N	478,720	M	478,720		7/1/2013	7/1/2013	6/30/2014	Child & Family Services	S	Enhanced Healthy Start	Monthly & Quarterly, along with work product.	Y
HMS 301	N	352,000	M	352,000		7/1/2013	7/1/2013	6/30/2014	Family Strengthening Services- WH	S	Enhanced Healthy Start	Monthly & Quarterly, along with work product.	Y
HMS 301	N	402,208	M	402,208		7/1/2013	7/1/2013	6/30/2014	Maui Family Stresthening Services	S	Enhanced Healthy Start	Monthly & Quarterly, along with work product.	Y
HMS 301	N	45,536	M	45,536		7/1/2013	7/1/2013	6/30/2014	Maui Family Stresthening Services	S	Enhanced Healthy Start	Monthly & Quarterly, along with work product.	Y
HMS 301	N	596,992	M	596,992		7/1/2013	7/1/2013	6/30/2014	Parents & Children Together	S	Enhanced Healthy Start	Monthly & Quarterly, along with work product.	Y
HMS 301	N	371,712	M	371,712		7/1/2013	7/1/2013	6/30/2014	YWCA	S	Enhanced Healthy Start	Monthly & Quarterly, along with work product.	Y
HMS 301	A	181,772	M	181,772		7/1/2013	7/1/2013	6/30/2014	Child & Family Services - West Hawaii	S	Domestic Violence Shelter	Monthly & Quarterly, along with work product.	Y
HMS 301	N	158,228	M	158,228		7/1/2013	7/1/2013	6/30/2014	Child & Family Services - West Hawaii	S	Domestic Violence Shelter	Monthly & Quarterly, along with work product.	Y
HMS 301	A	181,772	M	181,772		7/1/2013	7/1/2013	6/30/2014	Child & Family Services - East Hawaii	S	Domestic Violence Shelter	Monthly & Quarterly, along with work product.	Y
HMS 301	N	158,228	M	158,228		7/1/2013	7/1/2013	6/30/2014	Child & Family Services - East Hawaii	S	Domestic Violence Shelter	Monthly & Quarterly, along with work product.	Y
HMS 301	A	423,423	M	423,423		7/1/2013	7/1/2013	6/30/2014	Child & Family Services - Oahu	S	Domestic Violence Shelter	Monthly & Quarterly, along with work product.	Y
HMS 301	N	368,577	M	368,577		7/1/2013	7/1/2013	6/30/2014	Child & Family Services - Oahu	S	Domestic Violence Shelter	Monthly & Quarterly, along with work product.	Y
HMS 301	A	95,163	M	95,163		7/1/2013	7/1/2013	6/30/2014	Maui Comm Service Council	S	Domestic Violence Shelter	Monthly & Quarterly, along with work product.	Y
HMS 301	N	82,837	M	82,837		7/1/2013	7/1/2013	6/30/2014	Maui Comm Service Council	S	Domestic Violence Shelter	Monthly & Quarterly, along with work product.	Y
HMS 301	A	203,157	M	203,157		7/1/2013	7/1/2013	6/30/2014	Parents & Children Together	S	Domestic Violence Shelter	Monthly & Quarterly, along with work product.	Y
HMS 301	N	176,843	M	176,843		7/1/2013	7/1/2013	6/30/2014	Parents & Children Together	S	Domestic Violence Shelter	Monthly & Quarterly, along with work product.	Y
HMS 301	A	109,740	M	109,740		7/1/2013	7/1/2013	6/30/2014	Windward Abuse Spouse Shelter	S	Domestic Violence Shelter	Monthly & Quarterly, along with work product.	Y
HMS 301	N	95,524	M	95,524		7/1/2013	7/1/2013	6/30/2014	Windward Abuse Spouse Shelter	S	Domestic Violence Shelter	Monthly & Quarterly, along with work product.	Y
HMS 301	A	237,890	M	237,890		7/1/2013	7/1/2013	6/30/2014	Women Helping Women	S	Domestic Violence Shelter	Monthly & Quarterly, along with work product.	Y
HMS 301	N	207,074	M	207,074		7/1/2013	7/1/2013	6/30/2014	Women Helping Women	S	Domestic Violence Shelter	Monthly & Quarterly, along with work product.	Y
HMS 301	A	166,803	M	166,803		7/1/2013	7/1/2013	6/30/2014	YWCA of Kauai	S	Domestic Violence Shelter	Monthly & Quarterly, along with work product.	Y

Department of Human Services
Contract Costs

Table 20

Prog ID	MOF	Frequency		Max Value	Outstanding Balance	Date Executed	Term of Contract		Organization	Category E/L/P/C/G /S	Description	Method and Frequency of Monitoring	POS Y/N
		Amount	(M/A/O)				From	To					
HMS 301	N	145,197	M	145,197		7/1/2013	7/1/2013	6/30/2014	YWCA of Kauai	S	Domestic Violence Shelter	Monthly & Quarterly, along with work product.	Y
HMS 301	A	398,834	M	398,834		7/1/2013	7/1/2013	6/30/2014	Aloha Care Center	S	Emergency Shelter	Monthly & Quarterly, along with work product.	Y
HMS 301	N	70,041	M	70,041		7/1/2013	7/1/2013	6/30/2014	Aloha Care Center	S	Emergency Shelter	Monthly & Quarterly, along with work product.	Y
HMS 301	A	309,243	M	309,243		7/1/2013	7/1/2013	6/30/2014	COYSA	S	Emergency Shelter	Monthly & Quarterly, along with work product.	Y
HMS 301	N	54,307	M	54,307		7/1/2013	7/1/2013	6/30/2014	COYSA	S	Emergency Shelter	Monthly & Quarterly, along with work product.	Y
HMS 301	A	270,470	M	270,470		7/1/2013	7/1/2013	6/30/2014	Hale Kipa	S	Emergency Shelter	Monthly & Quarterly, along with work product.	Y
HMS 301	N	47,498	M	47,498		7/1/2013	7/1/2013	6/30/2014	Hale Kipa	S	Emergency Shelter	Monthly & Quarterly, along with work product.	Y
HMS 301	A	25,147	M	25,147		7/1/2013	7/1/2013	6/30/2014	Hale Opio Kauai	S	Emergency Shelter	Monthly & Quarterly, along with work product.	Y
HMS 301	N	4,416	M	4,416		7/1/2013	7/1/2013	6/30/2014	Hale Opio Kauai	S	Emergency Shelter	Monthly & Quarterly, along with work product.	Y
HMS 301	A	1,977	M	1,977		7/1/2013	7/1/2013	6/30/2014	Maui Youth Family Support	S	Emergency Shelter	Monthly & Quarterly, along with work product.	Y
HMS 301	N	360	M	360		7/1/2013	7/1/2013	6/30/2014	Maui Youth Family Support	S	Emergency Shelter	Monthly & Quarterly, along with work product.	Y
HMS 301	A	172,985	M	172,985		7/1/2013	7/1/2013	6/30/2014	Salvation Army	S	Emergency Shelter	Monthly & Quarterly, along with work product.	Y
HMS 301	N	30,378	M	30,378		7/1/2013	7/1/2013	6/30/2014	Salvation Army	S	Emergency Shelter	Monthly & Quarterly, along with work product.	Y
HMS 301	N	750,000	M	750,000		7/1/2013	7/1/2013	6/30/2014	Blue Print for Change	S	Neighborhood Places Services	Monthly & Quarterly, along with work product.	Y
HMS 301	N	178,086	M	178,086		7/1/2013	7/1/2013	6/30/2014	Neighborhood Place of Puna	S	Title IVB/2	Monthly & Quarterly, along with work product.	Y
HMS 301	A	120,240	M	120,240		7/1/2013	7/1/2013	6/30/2014	Child & Family Services	S	DV-Families	Monthly & Quarterly, along with work product.	Y
HMS 301	A	761,200	M	761,200		7/1/2013	7/1/2013	6/30/2014	Child & Family Services	S	DV-Families	Monthly & Quarterly, along with work product.	Y
HMS 301	A	698,344	M	698,344		7/1/2013	7/1/2013	6/30/2014	Domestic Violence Action Center	S	DV-Families	Monthly & Quarterly, along with work product.	Y
HMS 301	A	110,635	M	110,635		7/1/2013	7/1/2013	6/30/2014	Parents & Children Together	S	DV-Families	Monthly & Quarterly, along with work product.	Y
HMS 301	A	244,092	M	244,092		7/1/2013	7/1/2013	6/30/2014	Parents & Children Together	S	DV-Families	Monthly & Quarterly, along with work product.	Y
HMS 301	A	19,489	M	19,489		7/1/2013	7/1/2013	6/30/2014	YWCA of Kauai	S	DV-Families	Monthly & Quarterly, along with work product.	Y
HMS 301	A	426,130	M	426,130		7/1/2013	7/1/2013	6/30/2014	Catholic Charities	S	ICPC	Monthly & Quarterly, along with work product.	Y
HMS 301	A	75,000	M	75,000		7/1/2013	7/1/2013	6/30/2014	IVA	S	Random Moment Sampling	Monthly & Quarterly, along with work product.	Y
HMS 301	A	2,252,314	M	2,252,314		7/1/2013	7/1/2013	6/30/2014	Catholic Charities	S	CCSS/VCM	Monthly & Quarterly, along with work product.	Y
HMS 301	N	2,896,292	M	2,896,292		7/1/2013	7/1/2013	6/30/2014	Catholic Charities	S	CCSS/VCM	Monthly & Quarterly, along with work product.	Y
HMS 301	A	407,075	M	407,075		7/1/2013	7/1/2013	6/30/2014	Child & Family Services	S	CCSS/VCM	Monthly & Quarterly, along with work product.	Y
HMS 301	N	192,000	M	192,000		7/1/2013	7/1/2013	6/30/2014	Child & Family Services	S	CCSS/VCM	Monthly & Quarterly, along with work product.	Y
HMS 301	A	886,856	M	886,856		7/1/2013	7/1/2013	6/30/2014	PARENTS, Inc.	S	CCSS/VCM	Monthly & Quarterly, along with work product.	Y
HMS 301	A	793,941	M	793,941		7/1/2013	7/1/2013	6/30/2014	Child & Family Services	S	CCSS/VCM	Monthly & Quarterly, along with work product.	Y

Department of Human Services
Contract Costs

Prog ID	MOF	Frequency		Max Value	Outstanding Balance	Date Executed	Term of Contract		Organization	Category E/L/P/C/G /S	Description	Method and Frequency of Monitoring	POS Y/N
		Amount	(M/A/O)				From	To					
HMS 301	N	482,762	M	482,762		7/1/2013	7/1/2013	6/30/2014	Child & Family Services	S	CCSS/VCM	Monthly & Quarterly, along with work product.	Y
HMS 301	A	811,650	M	811,650		7/1/2013	7/1/2013	6/30/2014	Catholic Charities	S	CCSS/VCM/PPS	Monthly & Quarterly, along with work product.	Y
HMS 301	N	253,296	M	253,296		7/1/2013	7/1/2013	6/30/2014	Catholic Charities	S	CCSS/VCM/PPS	Monthly & Quarterly, along with work product.	Y
HMS 301	A	45,435	M	45,435		7/1/2013	7/1/2013	6/30/2014	Parents & Children Together	S	LISS	Monthly & Quarterly, along with work product.	Y
HMS 301	N	91,000	M	91,000		7/1/2013	7/1/2013	6/30/2014	Parents & Children Together	S	LISS	Monthly & Quarterly, along with work product.	Y
HMS 301	A	186,678	M	186,678		7/1/2013	7/1/2013	6/30/2014	Family Strengthening Services- WH	S	MISS	Monthly & Quarterly, along with work product.	Y
HMS 301	N	148,041	M	148,041		7/1/2013	7/1/2013	6/30/2014	Family Strengthening Services- WH	S	MISS	Monthly & Quarterly, along with work product.	Y
HMS 301	N	160,000	M	160,000		7/1/2013	7/1/2013	6/30/2014	Child & Family Services	S	FSS	Monthly & Quarterly, along with work product.	Y
HMS 301	N	135,000	M	135,000		7/1/2013	7/1/2013	6/30/2014	Child & Family Services	S	FSS	Monthly & Quarterly, along with work product.	Y
HMS 301	N	200,000	M	200,000		7/1/2013	7/1/2013	6/30/2014	Neighborhood Place of Puna	S	FSS	Monthly & Quarterly, along with work product.	Y
HMS 301	N	275,000	M	275,000		7/1/2013	7/1/2013	6/30/2014	Parents & Children Together	S	FSS	Monthly & Quarterly, along with work product.	Y
HMS 301	A	126,875	M	126,875		7/1/2013	7/1/2013	6/30/2014	Parents & Children Together	S	FSS	Monthly & Quarterly, along with work product.	Y
HMS 301	N	723,125	M	723,125		7/1/2013	7/1/2013	6/30/2014	Parents & Children Together	S	FSS	Monthly & Quarterly, along with work product.	Y
HMS 301	A	136,893	M	136,893		7/1/2013	7/1/2013	6/30/2014	Domestic Violence Action Center	S	Teen DV	Monthly & Quarterly, along with work product.	Y
HMS 301	N	86,470	M	86,470		7/1/2013	7/1/2013	6/30/2014	Domestic Violence Action Center	S	Teen DV	Monthly & Quarterly, along with work product.	Y
HMS 301	A	2,861,400	M	2,861,400		7/1/2013	7/1/2013	6/30/2014	EPIC Ohana Conference	S	Ohana Conference	Monthly & Quarterly, along with work product.	Y
HMS 301	N	695,000	M	695,000		7/1/2013	7/1/2013	6/30/2014	EPIC Ohana Conference	S	Ohana Conference	Monthly & Quarterly, along with work product.	Y
HMS 301	N	42,200	M	42,200		7/1/2013	7/1/2013	6/30/2014	Aloha House/MYFS	S	SAAMS	Monthly & Quarterly, along with work product.	Y
HMS 301	N	214,500	M	214,500		7/1/2013	7/1/2013	6/30/2014	Hina Mauka	S	SAAMS	Monthly & Quarterly, along with work product.	Y
HMS 301	N	59,000	M	59,000		7/1/2013	7/1/2013	6/30/2014	Lokahi Treatment Center	S	SAAMS	Monthly & Quarterly, along with work product.	Y
HMS 301	N	55,400	M	55,400		7/1/2013	7/1/2013	6/30/2014	Lokahi Treatment Center	S	SAAMS	Monthly & Quarterly, along with work product.	Y
HMS 301	N	28,108	M	28,108		7/1/2013	7/1/2013	6/30/2014	Women In Need	S	SAAMS	Monthly & Quarterly, along with work product.	Y
HMS 301	A	404,110	M	404,110		7/1/2013	7/1/2013	6/30/2014	Catholic Charities	S	ITSHCN AKA Hale Malama	Monthly & Quarterly, along with work product.	Y
HMS 301	N	26,352	M	26,352		7/1/2013	7/1/2013	6/30/2014	Catholic Charities	S	SATS (Mod)	Monthly & Quarterly, along with work product.	Y
HMS 301	A	351,404	M	351,404		7/1/2013	7/1/2013	6/30/2014	Catholic Charities	S	SATS (Mod)	Monthly & Quarterly, along with work product.	Y
HMS 301	N	212,420	M	212,420		7/1/2013	7/1/2013	6/30/2014	Child & Family Services	S	SATS	Monthly & Quarterly, along with work product.	Y
HMS 301	N	95,700	M	95,700		7/1/2013	7/1/2013	6/30/2014	Child & Family Services	S	SATS	Monthly & Quarterly, along with work product.	Y
HMS 301	N	251,838	M	251,838		7/1/2013	7/1/2013	6/30/2014	Child & Family Services	S	SATS	Monthly & Quarterly, along with work product.	Y
HMS 301	N	95,230	M	95,230		7/1/2013	7/1/2013	6/30/2014	Child & Family Services	S	SATS	Monthly & Quarterly, along with work product.	Y

Department of Human Services
Contract Costs

Table 20

Prog ID	MOF	Frequency		Max Value	Outstanding Balance	Date Executed	Term of Contract		Organization	Category E/L/P/C/G/S	Description	Method and Frequency of Monitoring	POS Y/N
		Amount	(M/A/O)				From	To					
HMS 301	A	23,763	M	23,763		7/1/2013	7/1/2013	6/30/2014	YWCA of Kauai	S	SATS (Mod)	Monthly & Quarterly, along with work product.	Y
HMS 301	N	164,051	M	164,051		7/1/2013	7/1/2013	6/30/2014	YWCA of Kauai	S	SATS (Mod)	Monthly & Quarterly, along with work product.	Y
HMS 301	A	1,305,668	M	1,305,668		7/1/2013	7/1/2013	6/30/2014	KCPC	S	Psych Evals & MDT	Monthly & Quarterly, along with work product.	Y
HMS 301	N	807,893	M	807,893		7/1/2013	7/1/2013	6/30/2014	KCPC	S	Psych Evals & MDT	Monthly & Quarterly, along with work product.	Y
HMS 301	A	3,948,593	M	3,948,593		7/1/2013	7/1/2013	6/30/2014	PIDF	S	Hui	Monthly & Quarterly, along with work product.	Y
HMS 301	N	76,407	M	76,407		7/1/2013	7/1/2013	6/30/2014	PIDF	S	Hui	Monthly & Quarterly, along with work product.	Y
HMS 301	A	200,000	M	200,000		7/1/2013	7/1/2013	6/30/2014	LASH	S	DV-Legal Immigrants	Monthly & Quarterly, along with work product.	Y
HMS 301	A	100,000	M	100,000		7/1/2013	7/1/2013	6/30/2014	LASH	S	DV-Legal Shelters	Monthly & Quarterly, along with work product.	Y
HMS 301	A	150,000	M	150,000		7/1/2013	7/1/2013	6/30/2014	EPIC Ohana Inc.	S	HFY/YAAC	Monthly & Quarterly, along with work product.	Y
HMS 301	A	839,701	M	839,701		7/1/2013	7/1/2013	6/30/2014	UHMCC	S	CQI	Monthly & Quarterly, along with work product.	Y
HMS 301	A	275,872	M	275,872		7/1/2013	7/1/2013	6/30/2014	UH Law School	S	UH Law	Monthly & Quarterly, along with work product.	Y
HMS 301	A	538,356	M	538,356		7/1/2013	7/1/2013	6/30/2014	Family Programs Hawaii	S	Receiving Home	Monthly & Quarterly, along with work product.	Y
HMS 301	N	250,000	M	250,000		7/1/2013	7/1/2013	6/30/2014	Family Programs Hawaii	S	Receiving Home	Monthly & Quarterly, along with work product.	Y
229	N	\$ 5,594	M	\$ 67,874	\$ 42,827	1/4/2013	1/1/2013	12/31/2013	Lions' Cleaning & Maintenance, Inc.	S	Custodial services for the HPHA's Central Offices	Daily Site/Desk Monitoring	N
220	W/N	\$ 4,660	M	\$ 56,535	\$ 66,899	9/25/2013	9/26/2013	9/25/2014	EMSS, Inc.	S	Printing and Mailing Services for the Monthly Tenant Rent Bills Statewide	Monthly Site/Desk Monitoring	N
220, 222, 229	A/N	\$ 81,014	M	\$ 245,742	\$ 81,125	6/28/2013	7/1/2013	9/30/2013	Emphasys Computer Solutions, Inc. dba emphasys software	S	Upgrade Section 8 Subsidy Programs/Low Income Public Housing Computer System and provide software maintenance	Monthly Desk Monitoring	N
220	N	\$ 57,990	M	\$ 705,542	\$ 589,012	8/29/2013	8/31/2013	8/31/2014	Realty Laua LLC	S	Property management, maintenance, and resident services - AMP 40	Monthly Site/Desk Monitoring	N
220	N	\$ 46,467	M	\$ 565,351	\$ 262,784	4/29/2013	4/30/2013	4/30/2014	Hawaii Affordable Properties, Inc.	S	Property management, maintenance, and resident services - AMP 43	Monthly Site/Desk Monitoring	N
220	N	\$ 56,971	M	\$ 693,142	\$ 500,632	8/30/2013	8/31/2013	8/31/2014	Realty Laua LLC	S	Property management, maintenance, and resident services - AMP 44	Monthly Site/Desk Monitoring	N
220	N	\$ 45,907	M	\$ 140,781	\$ 6,789	8/23/2013	7/31/2013	10/31/2013	Realty Laua LLC	S	Property management, maintenance, and resident services - AMP 45	Monthly Site/Desk Monitoring	N
220	N	\$ 36,052	M	\$ 438,638	\$ 248,453	6/24/2013	5/31/2013	5/31/2014	Hawaii Affordable Properties, Inc.	S	Property management, maintenance, and resident services - AMP 46	Monthly Site/Desk Monitoring	N
220	N	\$ 37,571	M	\$ 457,109	\$ 406,032	9/27/2013	9/30/2013	9/30/2014	Hawaii Affordable Properties, Inc.	S	Property management, maintenance, and resident services - AMP 49	Monthly Site/Desk Monitoring	N
220	N	\$ 28,644	M	\$ 348,501	\$ 40,766	12/13/2012	11/30/2012	11/30/2013	Realty Laua LLC	S	Property management, maintenance, and resident services - AMP 50	Monthly Site/Desk Monitoring	N
220	W	\$ 217,708	M	\$ 449,930	\$ 449,930	11/21/2013	11/30/2013	1/31/2014	Hawaii Affordable Properties, Inc.	S	Property management, maintenance, and resident services - MU 42	Monthly Site/Desk Monitoring	N
220	N	\$ 16,005	M	\$ 194,733	\$ 194,733	8/22/2013	5/31/2013	5/31/2014	Hawaii Affordable Properties, Inc.	S	Property management, maintenance, and resident services - Ke Kumu Ekahi	Monthly Site/Desk Monitoring	N
220	N	\$ 36,564	M	\$ 444,864	\$ 279,760	3/28/2013	3/31/2013	3/31/2014	Realty Laua LLC	S	Property management, maintenance, and resident services - Kuhio Park Terrace Community Resource Center	Monthly Site/Desk Monitoring	N

Department of Human Services
Contract Costs

Table 20

Prog ID	MOF	Frequency		Max Value	Outstanding Balance	Date Executed	Term of Contract		Organization	Category E/L/P/C/G/S	Description	Method and Frequency of Monitoring	POS Y/N
		Amount	(M/A/O)				From	To					
220	A/N	\$ 40,930	O: Upon delivery of appliance	\$ 496,620	\$ 413,413	6/27/2013	7/1/2013	6/30/2014	Transportation Concepts, Inc. dba Pacific Appliance Group	S	Furnish Gas & Electric Ranges for Various Federal/State Public Housing Properties Statewide	Site Delivery/Desk Monitoring	N
220	A/N	\$ 64,292	O: Upon delivery of appliance	\$ 780,072	\$ 528,793	6/28/2013	7/1/2013	6/30/2014	Transportation Concepts, Inc. dba Pacific Appliance Group	S	Furnish Refrigerators for Various Federal/State Public Housing Properties Statewide	Site Delivery/Desk Monitoring	N
220	A/N	\$ 116,148	M	\$ 1,409,261	\$ 1,387,232	9/23/2013	10/1/2013	9/30/2014	Kiamalu Consulting & Investigations Agency	S	Security Services - AMP 32, AMP 35	Monthly Site/Desk Monitoring	N
220	A/N	\$ 34,249	M	\$ 205,496	\$ 205,496	10/25/2013	11/1/2013	4/30/2014	Alii Security Systems, Inc.	S	Security Services - AMP 30, AMP 33	Monthly Site/Desk Monitoring	N
220	A/N	\$ 7,632	M	\$ 92,602	\$ 62,702	6/25/2013	7/1/2013	6/30/2014	Maximum Events Security, LLC	S	Security Services - AMP 34	Monthly Site/Desk Monitoring	N
220	N	\$ 3,086	M	\$ 37,439	\$ 12,653	1/22/2013	2/1/2013	1/31/2014	Pacific Waste, Inc.	S	Refuse Collection Services - AMP 46	Monthly Site/Desk Monitoring	N
220	N	\$ 2,600	M	\$ 31,542	\$ 10,514	1/22/2013	2/1/2013	1/31/2014	Services Hawaii Rubbish Solutions, Inc.	S	Refuse Collection Services - AMP 46	Monthly Site/Desk Monitoring	N
220	N	\$ 16,159	M	\$ 196,058	\$ 95,711	6/28/2013	7/1/2013	6/30/2014	Pacific Waste, Inc.	S	Refuse Collection Services - AMP 37, AMP 43	Monthly Site/Desk Monitoring	N
220	W/N	\$ 31,207	M	\$ 378,650	\$ 324,274	6/28/2013	7/1/2013	6/30/2014	Support Services Group	S	Refuse Collection Services - AMP 31, AMP 34, AMP 40, AMP 50	Monthly Site/Desk Monitoring	N
220	W/N	\$ 28,685	M	\$ 348,040	\$ 191,714	6/28/2013	7/1/2013	6/30/2014	Roll-Offs Hawaii, Inc.	S	Refuse Collection Services - AMP 30, AMP 35, AMP 44, AMP 45, AMP 49, MU 42	Monthly Site/Desk Monitoring	N
220	N	\$ 16,392	M	\$ 198,894	\$ 194,976	6/27/2013	7/1/2013	6/30/2014	Honolulu Disposal Service, Inc.	S	Refuse Collection Services - AMP 32, AMP 33	Monthly Site/Desk Monitoring	N
220	N	\$ 3,692	M	\$ 44,797	\$ 29,864	6/25/2013	7/1/2013	6/30/2014	Maui Waste Services, Inc.	S	Refuse Collection Services - AMP 39 (Maui)	Monthly Site/Desk Monitoring	N
220	W/N	\$ 2,539	M	\$ 30,801	\$ 15,401	8/23/2013	9/1/2013	8/31/2014	Island Refuse, Inc.	S	Refuse Collection Services - AMP 39 (Molokai)	Monthly Site/Desk Monitoring	N
220	W/N	\$ 1,499	M	\$ 18,187	\$ 11,401	8/30/2013	9/1/2013	8/31/2014	Garden Isle Disposal	S	Refuse Collection Services - AMP 38	Monthly Site/Desk Monitoring	N
220	C	\$ 5,368	M	\$ 326,563	\$ 209,050	11/1/2011	11/30/2011	11/28/2016	Schindler Elevator Corporation	S	Repair and Maintenance Services for Elevators at Various State Public Housing Properties	Monthly Site/Desk Monitoring	N
220	C	\$ 1,276	M	\$ 59,687	\$ -	5/3/2010	7/26/2010	5/29/2014	Okada Trucking Co., Ltd.	S	Maintenance Services for Elevators at Various Federal Public Housing Complexes	Monthly Site/Desk Monitoring	N
220	C	\$ 677	M	\$ 8,220	\$ -	6/4/2013	7/16/2013	7/15/2014	O&M Enterprises	S	Operational and Preventive Maintenance for the Sewage Lift Pump Station - AMP 49 (Wahiawa Terrace)	Monthly Site/Desk Monitoring	N
220	C	\$ 3,107	M	\$ 37,696	\$ 18,848	10/1/2013	7/1/2013	6/30/2014	International Wastewater Technologies, Inc.	S	Operational and Preventive Maintenance for the Sewage Treatment Plant - AMP 49 (Kupuna Home O Waialua)	Monthly Site/Desk Monitoring	N
220	N	\$ 12,532	M	\$ 457,419	\$ 457,419	6/26/2013	7/15/2013	7/14/2016	Aqua Engineers, Inc.	S	Individual Wastewater System Maintenance - AMP 38	Monthly Site/Desk Monitoring	N
220	N	\$ 37,985	M	\$ 1,386,448	\$ 1,386,448	10/24/2013	11/12/2013	11/11/2016	First Quality Building and Design, Inc.	S	Individual Wastewater System Maintenance - AMP 37, AMP 43	Monthly Site/Desk Monitoring	N
220	N	\$ 6,682	M	\$ 243,905	\$ 243,905	11/12/2013	11/19/2013	11/18/2016	Kona Lua, Inc.	S	Individual Wastewater System Maintenance - AMP 46	Monthly Site/Desk Monitoring	N
222	A/N	\$ 29,868	M	\$ 362,400	\$ 362,400	8/23/2013	7/1/2013	6/30/2014	City and County of Honolulu, Department of Community Services	S	Furnish Outreach Services and Case Management for the Section 8/Federal Low Income Family Self-Sufficiency Program	Monthly Site/Desk Monitoring	Y

Department of Human Services
Contract Costs

Table 20

Prog ID	MOF	Frequency		Max Value	Outstanding Balance	Date Executed	Term of Contract		Organization	Category E/L/P/C/G/S	Description	Method and Frequency of Monitoring	POS Y/N
		Amount	(M/A/O)				From	To					
401	25% A 75% N	\$ 8,000,000	A			7/1/2002	7/1/2013	6/30/2014	AHCCCS	S	HPMMIS	Monthly	N
401	FMA P (Current 51.8 5% 48.1 %)	\$700,000,000 est	A			7/1/2012	7/1/2012	12/31/2014	AlohaCare,HMSA, Kaiser,Ohana,UHC	S	QUEST Medical	Monthly	N
902	50% A 50% N	\$ 149,968	A			2/1/2010	1/1/2014	12/31/2014	Cyrca	S	Medical Consultants	Monthly	N
401	50% A 50% N Admin, Claims @ FMA P	Admin \$1,261,200 Claims \$6,287,000 est	A			7/1/2009	7/1/2013	6/30/2014	Cyrca	S	Organ Transplant SHOTT	Monthly	N
401	FMA P (Current 51.8 5% 48.1 %)	\$580,000,000 est	A			2/4/2008	1/1/2014	12/31/2014	Ohana/UHC	S	QUEST Expanded Access (QExA)	Monthly	N
n/a		\$ -				10/5/2012	10/5/2012	6/30/2015	Fieldprint, Inc.	S	Background Check	Monthly	N
401	50% A 50% N Admin, Claims @ FMA P	Admin \$3,850,000 Claims \$31,000,000 est	A			1/1/2013	7/1/2013	6/30/2014	HDS	S	Dental Third Party Administrator	Monthly	N
401	50% A 50% N	\$ 141,322	A			1/1/2014	1/1/2014	6/30/2014	HPAREF	S	Ombudsman Services	Monthly	N
902	25% A 75% N	\$ 1,467,672	A			2/1/2010	1/14/2014	12/31/2014	Health Services Advisory Group	S	PRO/EQRO	Monthly	N

Department of Human Services
Contract Costs

Table 20

Prog ID	MOF	Frequency		Max Value	Outstanding Balance	Date Executed	Term of Contract		Organization	Category E/L/P/C/G/S	Description	Method and Frequency of Monitoring	POS Y/N
		Amount	(M/A/O)				From	To					
902	10% A 90% N	\$ 114,423,380	A			1/11/2013	1/11/2013	12/31/2015	KPMG	S	Integrated Eligibility System	Monthly	N
902	50% A 50% N	\$ 500,000	A			7/28/2011	7/1/2013	6/30/2014	Milliman	S	Actuary Services	Monthly	N
902	50% A 50% N	\$ 1,622,000	A			1/31/2013	7/1/2013	6/30/2014	Myers and Stauffer	S	Audit and Rate Reimbursement/RAC Services	Monthly	N
902	50% A 50% N	\$ 158,044	A			12/22/2008	7/1/2013	6/30/2014	Myers and Stauffer	S	Case Mix Implementation	Monthly	N
401	50% A 50% N Admin, Claims @ FMAP	Admin \$2,200,000 Claims \$15,000,000 est	A			1/11/2013	1/11/2013	6/30/2015	Ohana	S	Behavioral Health Services	Monthly	N
902	10% A 90% N	\$ 3,785,572	A			3/30/2012	1/31/2013	11/30/2014	Public Consulting Group	S	Eligibility System Consultant Services	Monthly	N
902	10% A 90% N	\$ 379,134	A			6/28/2012	7/1/2013	6/30/2014	Public Consulting Group	S	SMHP	Monthly	N
902	10% A 90% N	\$ 156,000	A			7/20/2012	8/1/2013	7/31/2014	SH Consulting	S	Eligibility System Support Services	Monthly	N
902	50% A 50% N	\$ 94,000	A			5/1/2012	7/1/2013	6/30/2014	SH Consulting	S	Federal/Financial Reporting	Monthly	N
401	50- 25% A 50- 75% N Admin, Claims @ FMAP	Admin \$10,475,870 Claims \$120,000,000 est	A			7/1/2013	7/1/2013	6/30/2016	Xeros State Healthcare	S	SLR/EHR/Fiscal Agent	Monthly	N

Department of Human Services
Capital Improvements Program Requests

Table 21

<u>Prog ID</u>	<u>Prog ID</u> <u>Priority</u>	<u>Dept- Wide</u> <u>Priority</u>	<u>Project Title</u>	<u>MOF</u>	<u>FY14 \$\$\$</u>	<u>FY15 \$\$\$</u>
HMS220RH	1	1	Lump-Sum Public Housing Development, Improvements & Renovations, Statewide	C	\$ 45,000,000	\$ 20,000,000
HMS220RH	1	1	Lump-Sum Public Housing Development, Improvements & Renovations, Statewide	A	\$ -	\$ 15,000,000
HMS904AA	1	1	Modernization, Upgrade & Integration of Computer System for BESSD, SSD & Medicaid, Statewide	C	\$ 4,000,000	\$ 52,463,000
HMS904AA	1	1	Modernization, Upgrade & Integration of Computer System for BESSD, SSD & Medicaid, Statewide	N	\$ -	\$ 56,287,000
HMS802GA	1	1	Hoopono Buildings Repair & Improvements, Oahu	C	\$ -	\$ 1,800,000
<i>TABLE Rs ATTACHED</i>						

REPORT: TABLE R - CAPITAL PROJECT INFORMATION AND JUSTIFICATION SHEET
 PROGRAM ID: HMS-220 CAPITAL PROJECT: P14047

RUN DATE: January 02, 2014

SENATE DISTRICT	PRIORITY NUMBER	ISLAND	REP DISTRICT	PROJECT SCOPE	ITEM NUMBER	EXPENDING AGENCY
		0 - STATEWIDE		I - RENOVATION PROJECT	4	HMS

PROJECT TITLE:

LUMP SUM PUBLIC HOUSING DEVELOPMENT, IMPROVEMENTS, AND RENOVATIONS, STATEWIDE

PROJECT DESCRIPTION:

PLANS, DESIGN, CONSTRUCTION AND EQUIPMENT TO DEVELOP, UPGRADE OR RENOVATE PUBLIC HOUSING FACILITIES. INCLUDING GROUND & SITE IMPROVEMENTS, INFRASTRUCTURE, EQUIPMENT, APPURTENANCES AND ALL RELATED OR ASSOCIATED PROJECT COSTS FOR PUBLIC HOUSING DEVELOPMENT, IMPROVEMENT, AND RENOVATIONS, STATEWIDE.

TOTAL ESTIMATED PROJECT COST (\$1,000'S):

PRIOR APPROPRIATIONS:

SLH YR ACT	ITEM	TOTALS	PLANS	LAND ACQUISITION	DESIGN	CONSTRUCTION	EQUIPMENT
TOTAL		0	0	0	0	0	0

APPROPRIATIONS:

PART I: BY ELEMENTS	MOF	PRIOR YR	FY 2011-12	FY 2012-13	REQUESTED		FUTURE YEARS	TOTAL PROJ COST
					FY 2013-14	FY 2014-15		
PLANS	*	0	0	0	200	500	0	700
LAND ACQUISITION	*	0	0	0	0	0	0	0
DESIGN	*	0	0	0	900	3,000	0	3,900
CONSTRUCTION	*	0	0	0	43,800	31,000	0	74,800
EQUIPMENT	*	0	0	0	100	500	0	600
TOTAL COST		0	0	0	45,000	35,000	0	80,000

PART II: BY MEANS OF FINANCE	MOF	PRIOR YR	FY 2011-12	FY 2012-13	REQUESTED		FUTURE YEARS	TOTAL PROJ COST
					FY 2013-14	FY 2014-15		
GENERAL FUND	A	0	0	0	0	15,000	0	15,000
G.O. BONDS	C	0	0	0	45,000	20,000	0	65,000
TOTAL COST		0	0	0	45,000	35,000	0	80,000

A. TOTAL SCOPE OF PROJECT:

The scope of the project is statewide. The repairs, maintenance, improvements and renovations are varied in nature. The work includes mandated life and safety work i.e. dry standpipe repairs, repair of hot water systems, HAZMAT abatement, pest management, and security work at various sites. Building exterior work i.e. painting, spall repair, roof repairs, solar water repairs/replacement, weatherproofing, physical improvements. Building interior work including but not limited to renovation, major modernization, interior repairs, termite repair and treatment, and painting. Site work to include but not limited to landscaping, tree removal, tree trimming, drainage improvements, termite treatment, sidewalk repair, foundation repair and other improvements as necessary. State matching funds for federal replacement housing fund grants are also included in this request.

B. IDENTIFICATION OF NEED AND EVALUATION OF EXISTING SOLUTION:

This request focuses on protecting the assets and residents of the Hawaii Public Housing Authority. Federally assisted and state public housing has been underfunded for decades and, as a result, many buildings and living units are in need of substantial repair and renovation, and some are currently uninhabitable. Damaged roofs and concrete spalling allow water infiltration into structures and living units. Many units have water and termite damage. Kitchens, baths and plumbing and electrical systems are in dire need of repair and renovation. Lead-based paint and asbestos abatement are also needed as repair or modernization is being done. For some buildings, repair is impossible without major renovation of sewer, plumbing and electrical systems, re-roofing and siding replacement or concrete spalling work. At others, roof repairs, spalling repairs and painting are needed to prevent them from deteriorating into the first category.

The roadways, parking areas, walkways, and other site improvements within the HPHA facilities have been neglected for decades and are in need of major non-routine repair or replacement to provide accessible routes to the various units.

C. ALTERNATIVES CONSIDERED AND IMPACT IF PROJECT IS DEFERRED:

Should some or all of this request not be funded the State will once again be deferring the preventive maintenance of State property. This will result in deteriorating facilities, lost revenue and complaints from both the tenants and public over the continued state of disrepair. The net result is likely to be lawsuits based on living conditions, handicapped accessibility, as well as life and safety issues with little or no ability to pay damages on the agency's part. HPHA receives operating and capital subsidy for federally assisted public housing but the amount is not sufficient to keep the sites in good repair. The US Department of Housing and Urban Development allocates available federal appropriations to housing authorities nationwide based on formula. We are not able to increase federal operating and capital support beyond what the formula provides. Rental revenues are limited by federal regulation and the income of the residents. State funding for the 864 units of state public housing is sporadic and the low-income residents are not able to pay high enough rents to provide sufficient funds for repair and renovation.

D. DISCUSS WHAT IMPROVEMENTS WILL TAKE PLACE, WHEN PROJECT COMPLETED (INCLUDING BENEFITS TO BE DERIVED AND/OR DEFICIENCIES THIS PROJECT INTENDS TO CORRECT):

The funding would allow HPHA to address pressing needs to:

1. Improve the health and safety of the housing provided to existing residents;
2. Protect the physical assets of our housing inventory from further deterioration, thereby reducing future expenditures for rehabilitation or new construction; and
3. The neighborhoods within which public housing is located would benefit by visual improvement of the properties.
4. Comply with federal requirements for property condition standards issued annually by the HUD Real Estate Assessment Center.

E. IMPACT UPON FUTURE OPERATING REQUIREMENTS (SHOW INITIAL AND ONGOING FUNDING REQUIREMENTS BY COST ELEMENT, INCLUDING POSITION COUNT, MEANS OF FINANCING, FISCAL YEAR):

HPHA does not anticipate that any additional operating funds or positions will be needed as a result of these improvements.

Improvements to site and unit physical plant should provide energy and utility savings, and modernized units will require less frequent maintenance requests and investment.

F. ADDITIONAL INFORMATION:

Many HPHA properties have undergone no modernization since they were built decades ago, before recent advances in disability standards in housing environments. This request for capital improvement program funds aligns with the Executive Administration's New Day action plan in two important areas of policy focus. First, it contributes to the Policy Priority of growing a sustainable economy by engendering improvements on public lands. Second, it represents the administration's Policy Priority of investing in people by supporting housing improvements that foster an improved living environment, particularly for the elderly and disabled populations served by HPHA. Finally, it will assist the agency in complying with the myriad codes and regulations, including Federal mandates, requiring HPHA to provide safe, decent, sanitary housing units.

REPORT: TABLE R - CAPITAL PROJECT INFORMATION AND JUSTIFICATION SHEET
 PROGRAM ID: HMS-904 CAPITAL PROJECT: F14001

RUN DATE: January 02, 2014

SENATE DISTRICT	PRIORITY NUMBER	ISLAND	REP DISTRICT	PROJECT SCOPE	ITEM NUMBER	EXPENDING AGENCY
12		0 - STATEWIDE	028	R - REPLACEMENT PROJECT	11	HMS

PROJECT TITLE:

MODERNIZATION, UPGRADE & INTGRATN OF COMPUTER SYS FOR BESSD, SSD AND MEDICAID, STATEWIDE

PROJECT DESCRIPTION:

PLANS, DESIGN, CONSTRUCTION AND EQUIPMENT TO MODERNIZE, UPGRADE AND INTEGRATE THE ELIGIBILITY SYSTEM FOR BENEFITS, EMPLOYMENT & SUPPORT SERVICES DIVISION, CASE MANAGEMENT SYSTEM FOR SOCIAL SERVICES DIVISION AND THE KOLEA ELIGIBILITY SYSTEM FOR MEDICAID.

TOTAL ESTIMATED PROJECT COST (\$1,000'S):

PRIOR APPROPRIATIONS:

SLH	YR	ACT	ITEM	TOTALS	PLANS	LAND ACQUISITION	DESIGN	CONSTRUCTION	EQUIPMENT
				0	0	0	0	0	0

APPROPRIATIONS:

PART I: BY ELEMENTS	MOF	PRIOR YR	FY 2011-12	FY 2012-13	REQUESTED		FUTURE YEARS	TOTAL PROJ COST
					FY 2013-14	FY 2014-15		
PLANS	*	0	0	0	1	0	0	1
LAND ACQUISITION	*	0	0	0	0	0	0	0
DESIGN	*	0	0	0	3,999	0	0	3,999
CONSTRUCTION	*	0	0	0	0	104,750	0	104,750
EQUIPMENT	*	0	0	0	0	4,000	0	4,000
TOTAL COST		0	0	0	4,000	108,750	0	112,750

PART II: BY MEANS OF FINANCE	MOF	PRIOR YR	FY 2011-12	FY 2012-13	REQUESTED		FUTURE YEARS	TOTAL PROJ COST
					FY 2013-14	FY 2014-15		
G.O. BONDS	C	0	0	0	4,000	52,463	0	56,463
FEDERAL FUNDS	N	0	0	0	0	56,287	0	56,287
TOTAL COST		0	0	0	4,000	108,750	0	112,750

REPORT: TABLE R - CAPITAL PROJECT INFORMATION AND JUSTIFICATION SHEET
PROGRAM ID: HMS-904 CAPITAL PROJECT: F14001

RUN DATE: January 02, 2014

A. TOTAL SCOPE OF PROJECT:

Funds will be used for plans, design, construction and equipment to modernize, upgrade and integrate the Eligibility Determination System for the Public Assistance programs under the Benefit, Employment and Support Services Division (BESSD), the Case Management System under the Social Services Division (SSD) and the KOLEA Eligibility System under Medicaid. Also included are upgrades and enhancements to the Call Center and Customer Service infrastructure, and the Enterprise Content Management System. In addition, the DHS network will be brought up-to-date to handle the demands of the new Eligibility Systems.

B. IDENTIFICATION OF NEED AND EVALUATION OF EXISTING SOLUTION:

The current public assistance eligibility system, the Hawaii Automated Welfare Information (HAWI) system, and the Social Services' case management system, the Child Protective Services System (CPSS), went live in the late 1980s. These systems are based on out dated COBOL, NATURAL and ADABAS technology. DHS is forced to rely on a "broker" to make modifications to these systems, and the process is costly and time-consuming. The new Medicaid eligibility system, mandated by the Affordable Care Act (ACA), took advantage of 90% federal funding and was built new with up-to-date technology. Other eligibility systems will be able to leverage the common core functions and infrastructure of the new Medicaid system, while using funding from state and federal programs to fund the upgrades.

C. ALTERNATIVES CONSIDERED AND IMPACT IF PROJECT IS DEFERRED:

The continued use of the HAWI system is the only viable alternative that can be considered for BESSD. However, the new Medicaid system is specifically being designed with the concept that other eligibility systems will be added. As the system is currently being evaluated and built, it would be more cost effective to simultaneously design and plan for an immediate build of the add-on for the public assistance programs to minimize costs of maintaining two eligibility systems and the need to plan for, and implement, retro-fitted work-arounds and "brokers" so that the two systems are able to communicate when servicing the same clientele, which is a common occurrence. Should the project be deferred, costs will escalate substantially in the future. For SSD, the continued use of the current CPSS system would be the only viable alternative at this point and would result in similar outcomes as retaining the HAWI system.

D. DISCUSS WHAT IMPROVEMENTS WILL TAKE PLACE, WHEN PROJECT COMPLETED (INCLUDING BENEFITS TO BE DERIVED AND/OR DEFICIENCIES THIS PROJECT INTENDS TO CORRECT):

The completed project will result in a modern, integrated eligibility system that will result in lower maintenance costs, larger variety of solutions (both software and hardware), a more dynamic platform that will better accommodate programmatic and use changes, ability to produce better metrics for measuring program services, and will allow for a greater pool of support staff selection as it does not require knowledge of legacy systems. It will better accommodate newer technology such as web applications, advanced content management, e-forms, and access to information from the State Data Information Hub (being built with the new Medicaid system) which will allow for applicants, and recipients, or public assistance greater access to such benefits through other media besides the current paper-based practices. These improvements will allow the Department to provide better and more timely services to the public.

E. IMPACT UPON FUTURE OPERATING REQUIREMENTS (SHOW INITIAL AND ONGOING FUNDING REQUIREMENTS BY COST ELEMENT, INCLUDING POSITION COUNT, MEANS OF FINANCING, FISCAL YEAR):

It is anticipated that operating requirements will be reduced from \$2-\$3 million annually as a result of the move to the replacement eligibility system. The on-going maintenance cost of the system will be reduced, and non-technical staff will be able to implement system changes.

F. ADDITIONAL INFORMATION:

THE FEDERAL GOVERNMENT HAS ENCOURAGED STATES TO EXPLORE AND MAXIMIZE THE POTENTIAL OF MODERNIZING THEIR CURRENT ELIGIBILITY SYSTEMS THROUGH LEVERAGING OF THE 90/10 FUNDING PROVIDED THROUGH THE ACA. IN ADDITION TO THIS FUNDING, THE SNAP RELATED COSTS FOR THIS SYSTEM ALLOW FOR A 50/50 MATCH IN FEDERAL/STATE FUNDING. IT WOULD BE ADVANTAGEOUS FOR THE STATE TO MAKE USE OF THESE FUNDING STREAMS TO MODERNIZE A SYSTEM THAT HAS BEEN IN OPERATION FOR THE PAST 25 YEARS. THIS WOULD ALSO BE IN LINE WITH THE OFFICE OF INFORMATION MANAGEMENT AND TECHNOLOGY'S BUSINESS AND IT/IRM TRANSFORMATION PLAN TO MODERNIZE THE STATE'S LEGACY SYSTEMS.

REPORT: TABLE R - CAPITAL PROJECT INFORMATION AND JUSTIFICATION SHEET
 PROGRAM ID: HMS-802 CAPITAL PROJECT: DHS001

RUN DATE: January 02, 2014

SENATE DISTRICT	PRIORITY NUMBER	ISLAND	REP DISTRICT	PROJECT SCOPE	ITEM NUMBER	EXPENDING AGENCY
13		1 - OAHU	027	I - RENOVATION PROJECT		HMS

PROJECT TITLE:
 HOOPONO BUILDINGS REPAIRS AND IMPROVEMENTS, OAHU

PROJECT DESCRIPTION:
 DESIGN AND CONSTRUCTION OF REPAIRS AND IMPROVEMENTS AT THE HOOPONO SERVICES FOR THE BLIND FACILITY.

TOTAL ESTIMATED PROJECT COST (\$1,000'S):

PRIOR APPROPRIATIONS:

SLH YR ACT	ITEM	TOTALS	PLANS	LAND ACQUISITION	DESIGN	CONSTRUCTION	EQUIPMENT
TOTAL		0	0	0	0	0	0

APPROPRIATIONS:

PART I: BY ELEMENTS	MOF	PRIOR YR	FY 2011-12	FY 2012-13	REQUESTED		FUTURE YEARS	TOTAL PROJ COST
					FY 2013-14	FY 2014-15		
PLANS	*	0	0	0	0	0	0	0
LAND ACQUISITION	*	0	0	0	0	0	0	0
DESIGN	*	0	0	0	0	250	0	250
CONSTRUCTION	*	0	0	0	0	1,550	0	1,550
EQUIPMENT	*	0	0	0	0	0	0	0
TOTAL COST		0	0	0	0	1,800	0	1,800

PART II: BY MEANS OF FINANCE	MOF	PRIOR YR	FY 2011-12	FY 2012-13	REQUESTED		FUTURE YEARS	TOTAL PROJ COST
					FY 2013-14	FY 2014-15		
G.O. BONDS	C	0	0	0	0	1,800	0	1,800
TOTAL COST		0	0	0	0	1,800	0	1,800

REPORT: TABLE R - CAPITAL PROJECT INFORMATION AND JUSTIFICATION SHEET
PROGRAM ID: HMS-802 CAPITAL PROJECT: DHS001

RUN DATE: January 02, 2014

A. TOTAL SCOPE OF PROJECT:

The proposed work will include various repairs and improvements to extend the life of the building and to address health and safety issues for the benefit of employees and clients. The types of work may include exterior wall repairs, waterproofing, patching and painting, plumbing repairs, courtyard restroom improvements, window repairs, reroofing, new interior walls and ceilings, walkway and floor repairs, and other related work.

B. IDENTIFICATION OF NEED AND EVALUATION OF EXISTING SOLUTION:

The Hoopono Services for the Blind program occupies two buildings which house their offices and client services programs. The program also has a courtyard, open parking, driveway, and landscaping. The facility needs on-going (cyclical) repairs to extend the life of the buildings and to address health and safety issues of employees and clients. The DAGS design consultant, Richard Matsunaga and Associates, Architects, Inc., has evaluated the facility and prepared a report which identifies the repairs and improvements needed to keep the facility operational and safe. (Report title: Hoopono Buildings A and B, Energy, Health and Safety Improvements, Scope and Assessment Report dated April 12, 2013.)

C. ALTERNATIVES CONSIDERED AND IMPACT IF PROJECT IS DEFERRED:

There are no alternatives available. It is not feasible to move to another location. If the project is deferred, the safety of the staff and clients are in jeopardy and the costs of repairs and loss of productive staff work time will be insurmountable.

D. DISCUSS WHAT IMPROVEMENTS WILL TAKE PLACE, WHEN PROJECT COMPLETED (INCLUDING BENEFITS TO BE DERIVED AND/OR DEFICIENCIES THIS PROJECT INTENDS TO CORRECT):

After the completion of this project, Hoopono work and learning environment will be safe and conducive to obtain maximum benefits from consumers. In addition, the improvements will allow for new programs for the consumers. This funding will support the State's only state-operated training for persons who are blind or visually impaired.

E. IMPACT UPON FUTURE OPERATING REQUIREMENTS (SHOW INITIAL AND ONGOING FUNDING REQUIREMENTS BY COST ELEMENT, INCLUDING POSITION COUNT, MEANS OF FINANCING, FISCAL YEAR):

This project should decrease the operating requirements of the facility because there will be less maintenance trouble calls and the replaced equipment should be more safe and efficient. This project will not increase the current Hoopono staffing requirements. At this time, a large portion of the repairs and maintenance is done by means of independent contracting for janitorial services, general maintenance and repairs, grounds keeping, and tree trimming. The current operating cost includes payment for utilities.

F. ADDITIONAL INFORMATION:

None

Department of Human Services
Capital Improvements Program Lapses

Table 22

<u>Prog ID</u>	<u>Act/Year of Appropriation</u>	<u>Project Title</u>	<u>MOF</u>	<u>Amount \$\$\$\$</u>	<u>Reason</u>
		None			

Department of Human Services
Division Resources

Table 23

Division	Associated Program IDs	Program Title
BENEFIT, EMPLOYMENT & SUPPORT SERVICES (BESSD)	202PB	AGED, BLIND AND DISABLED PAYMENTS
	204PD	GENERAL ASSISTANCE PAYMENTS
	206PF	FEDERAL ASSISTANCE PAYMENTS
	211PA/PC	CASH SUPPORT FOR FAMILIES-SELF-SUFFICIENCY
	224HS	HOMELESS SERVICES
	236LC	CASE MANAGEMENT FOR SELF-SUFFICIENCY
	237NA	EMPLOYMENT AND TRAINING
	302DA	GENERAL SUPPORT FOR CHILD CARE
	305PK	CASH SUPPORT FOR CHILD CARE
	903FA	GENERAL SUPPORT FOR SELF-SUFFICIENCY SERVICES
Social Services (SSD)	301SA	CHILD PROTECTIVE SERVICES
	303WP	CHILD PROTECTIVE SERVICES PAYMENTS
	601TA	ADULT AND COMMUNITY CARE SERVICES
	605PI	COMMUNITY-BASED RESIDENTIAL SUPPORT
	901MA	GENERAL SUPPORT FOR SOCIAL SERVICES
Med-QUEST (MQD)	401PE	HEALTH CARE PAYMENTS
	902IA	GENERAL SUPPORT FOR HEALTH CARE PAYMENTS
Vocational Rehabilitation (VR)	238GB	DISABILITY DETERMINATION
	802GA	VOCATIONAL REHABILITATION
Hawaii Public Housing Authority Administration (HPHA)	220RH	RENTAL HOUSING SERVICES
	222RA	RENTAL ASSISTANCE SERVICES
	229HA	HAWAII PUBLIC HOUSING AUTHORITY ADMINISTRATION
Office of Youth Services (OYS)	501YA	IN-COMMUNITY YOUTH PROGRAMS
	503YB	HAWAII YOUTH CORRECTIONAL FACILITY (HYCF)
Commission on the Status of Women (CSW)	888CW	COMMISSION ON THE STATUS OF WOMEN
General Administration (DHS)	904AA	GENERAL ADMINISTRATION (DHS)

Department of Human Services
Organizational Charts

Table 24

<u>Year of Change</u> <u>FY14/FY15</u>	<u>Page</u> <u>Number</u>	<u>Description of Change</u>
		No changes
		<i>ORGANIZATION CHARTS ATTACHED</i>

TABLE 24 ATTACHMENT
 STATE OF HAWAII
 DEPARTMENT OF HUMAN SERVICES

ORGANIZATION CHART
 JUNE 30, 2013

DEPARTMENT OF HUMAN SERVICES

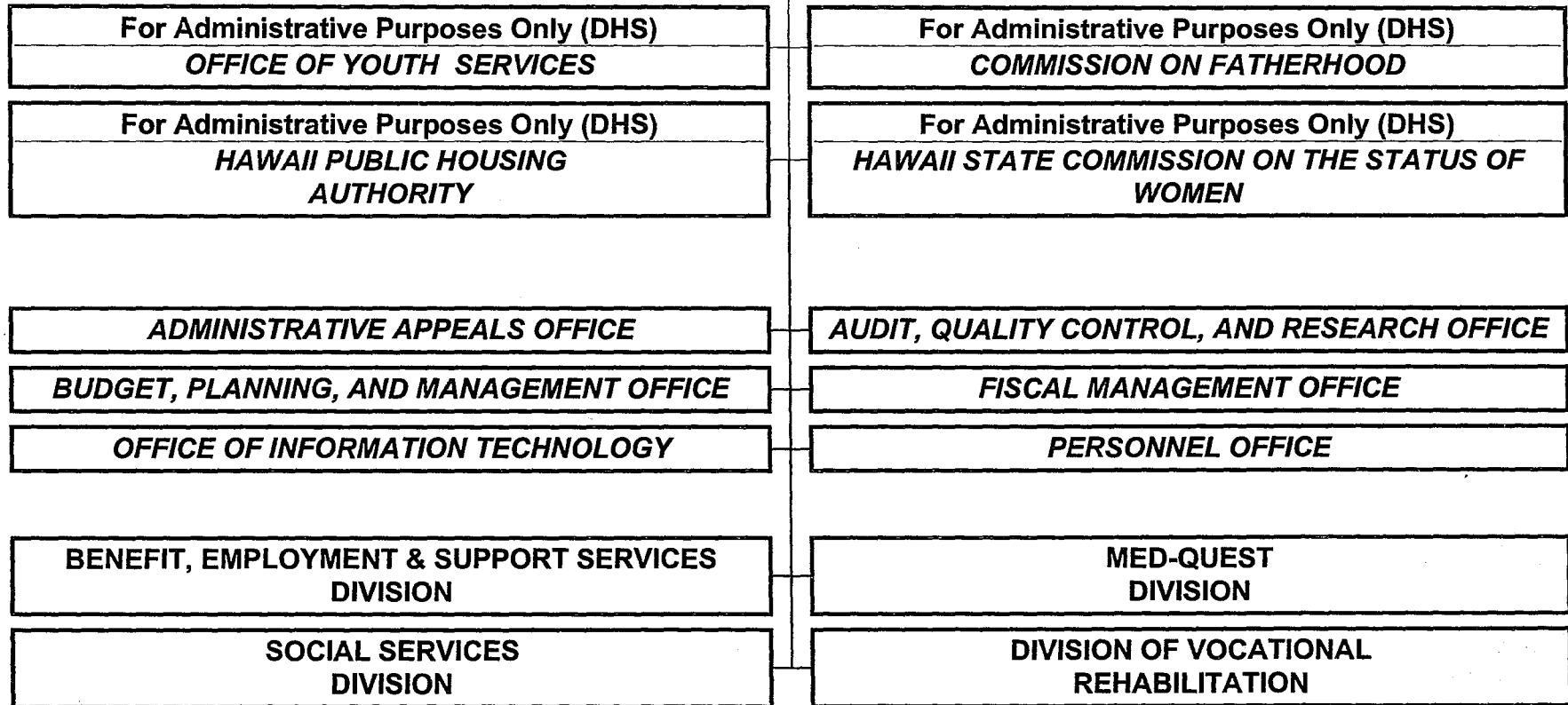


TABLE 24 ATTACHMENT
 STATE OF HAWAII
 DEPARTMENT OF HUMAN SERVICES
 OFFICE OF YOUTH SERVICES

ORGANIZATION CHART
 JUNE 30, 2013

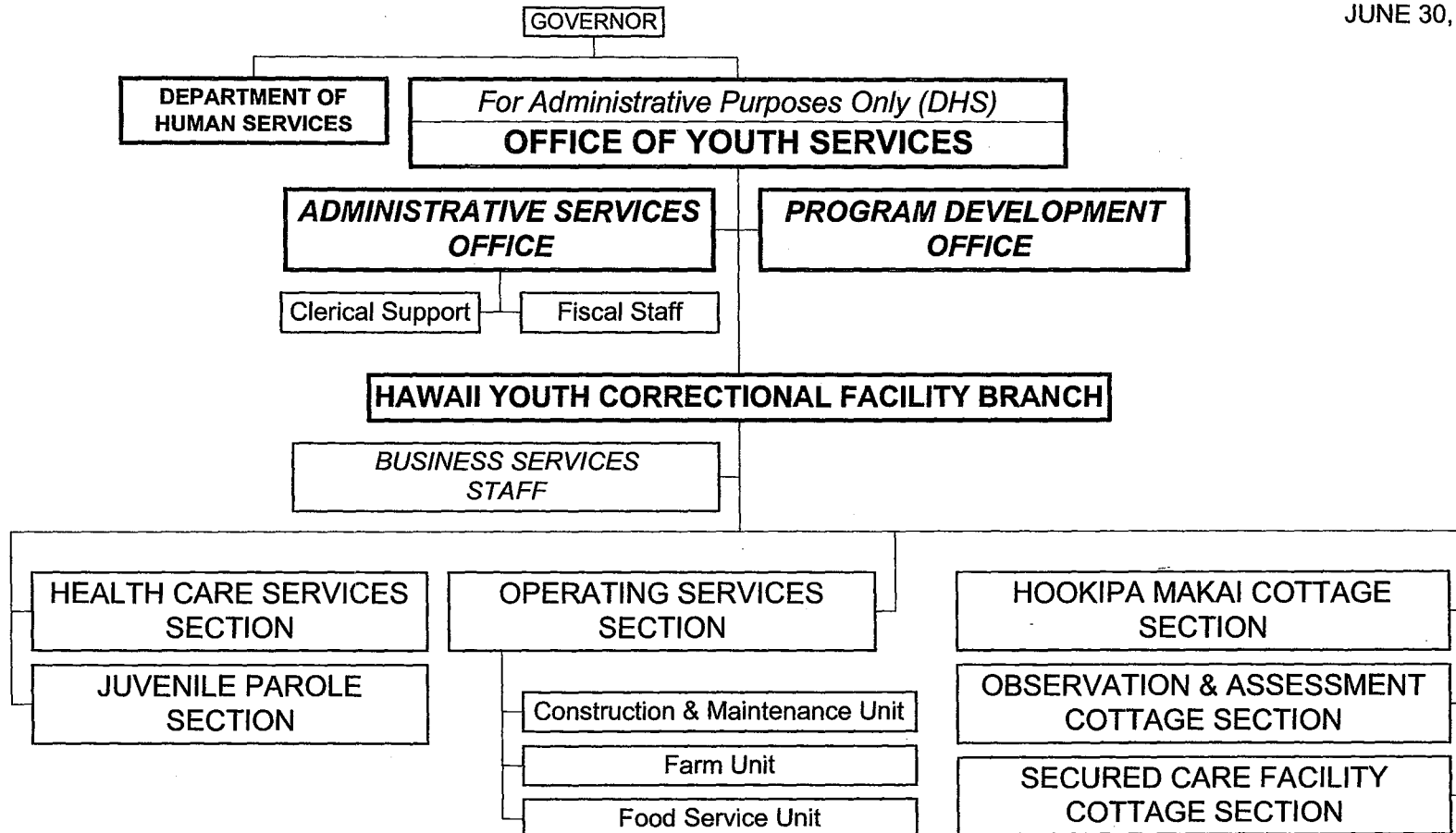


TABLE 24 ATTACHMENT
 STATE OF HAWAII
 DEPARTMENT OF HUMAN SERVICES
 HAWAII PUBLIC HOUSING AUTHORITY

ORGANIZATION CHART
 JUNE 30, 2013

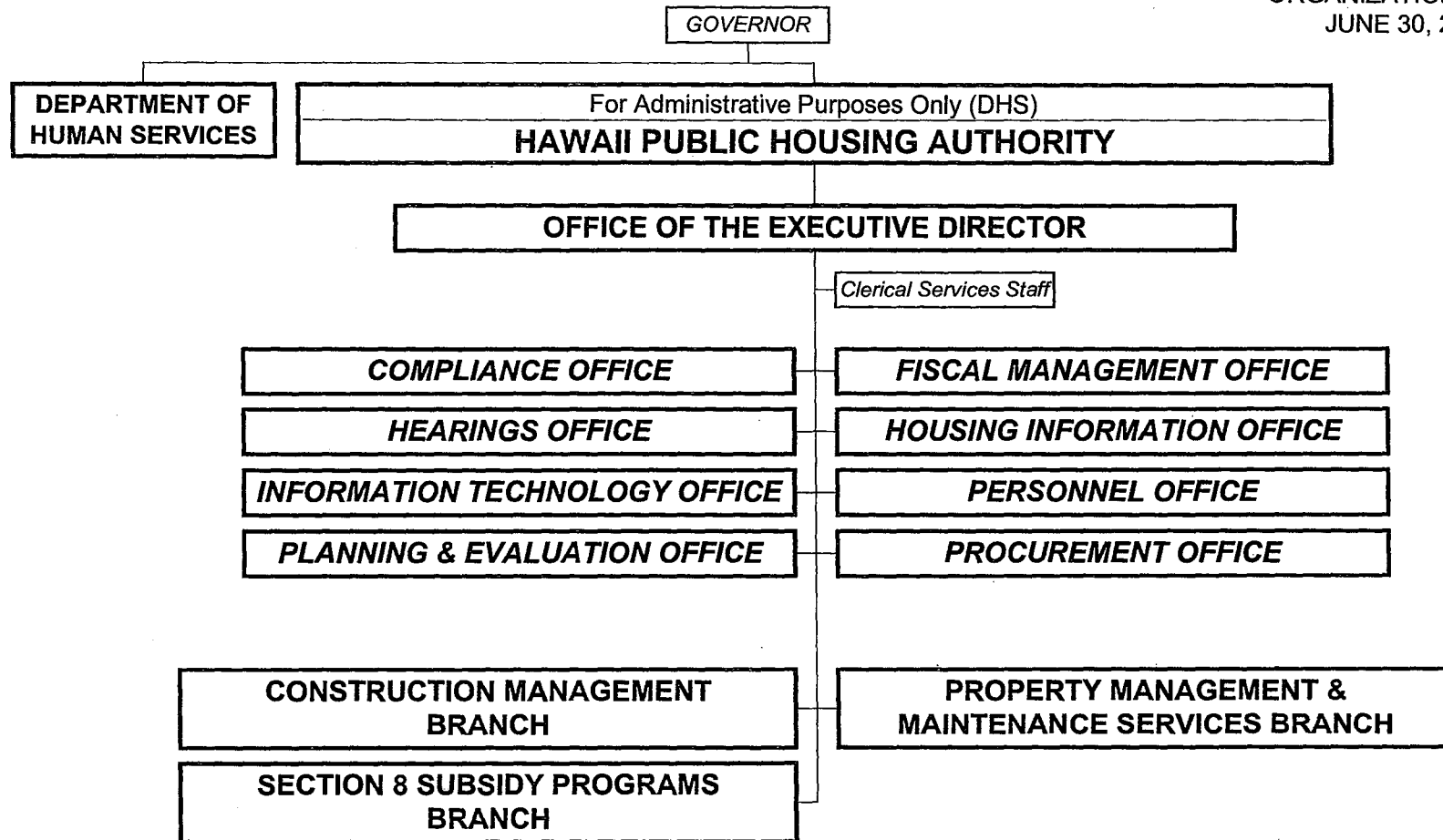


TABLE 24 ATTACHMENT
 STATE OF HAWAII
 DEPARTMENT OF HUMAN SERVICES
 HAWAII PUBLIC HOUSING AUTHORITY

ORGANIZATION CHART 2
 JUNE 30, 2013

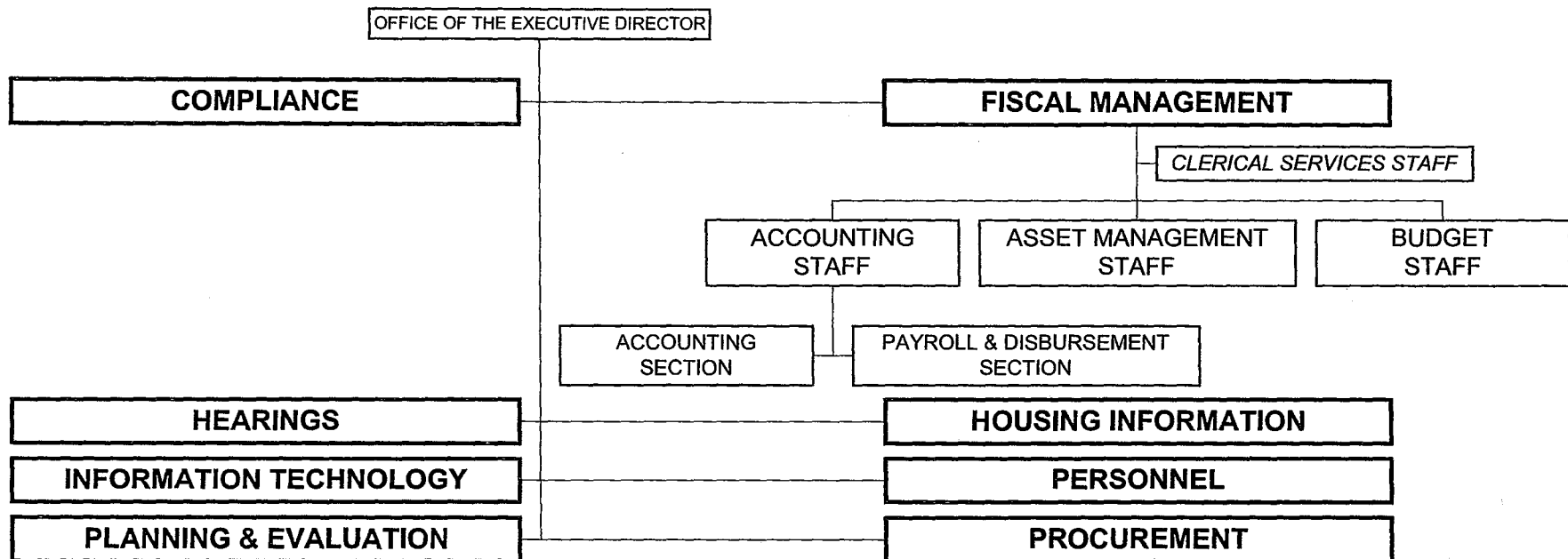


TABLE 24 ATTACHMENT
 STATE OF HAWAII
 DEPARTMENT OF HUMAN SERVICES
 HAWAII PUBLIC HOUSING AUTHORITY

ORGANIZATION CHART 3
 JUNE 30, 2013

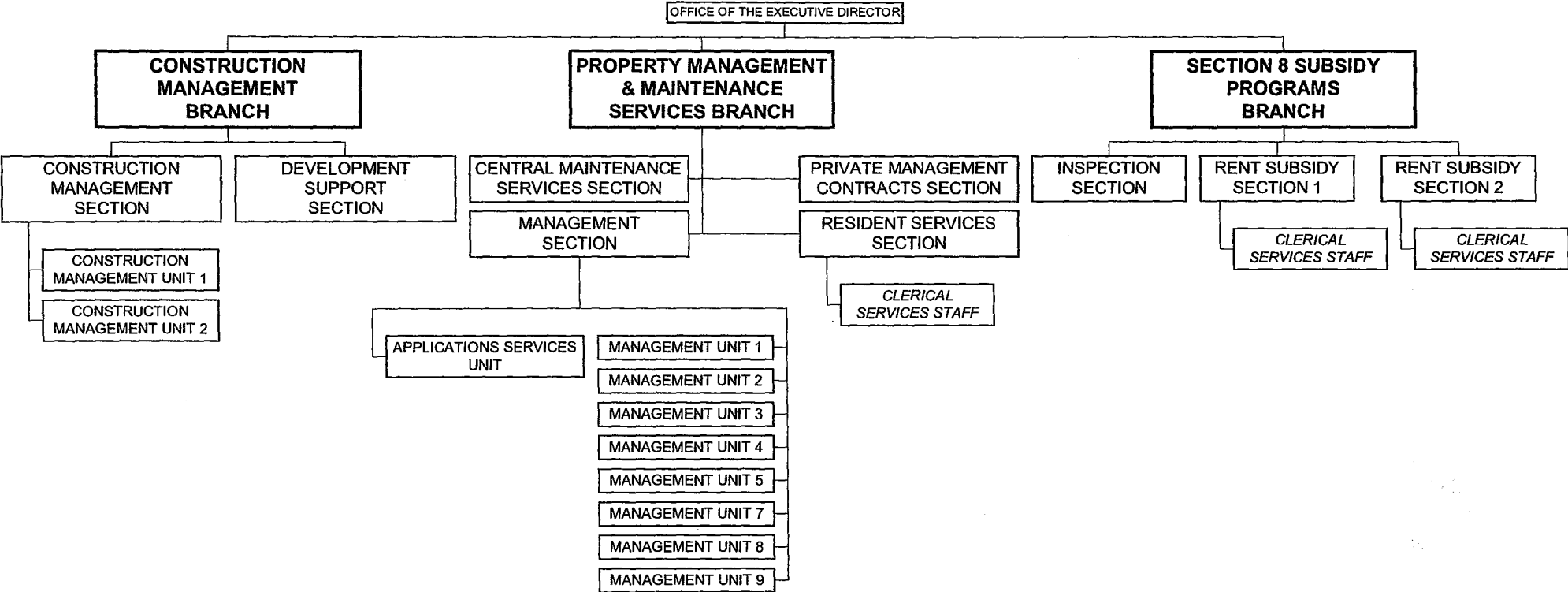


TABLE 24 ATTACHMENT
STATE OF HAWAII
DEPARTMENT OF HUMAN SERVICES
(Administratively Attached Agency)
HAWAII STATE COMMISSION ON THE STATUS OF WOMEN

ORGANIZATION CHART
JUNE 30, 2013

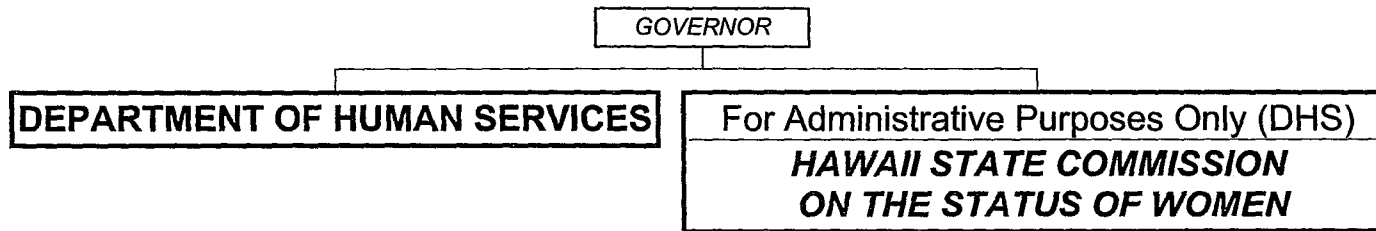


TABLE 24 ATTACHMENT
STATE OF HAWAII
DEPARTMENT OF HUMAN SERVICES
(Administratively Attached Agency)
COMMISSION ON FATHERHOOD

ORGANIZATION CHART
JUNE 30, 2013

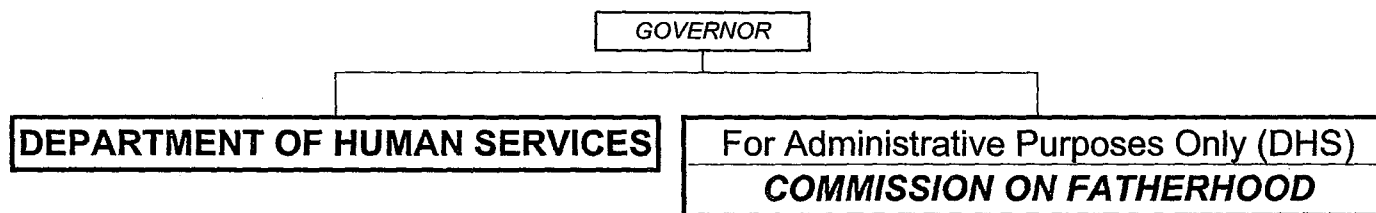


TABLE 24 ATTACHMENT
STATE OF HAWAII
DEPARTMENT OF HUMAN SERVICES
BENEFIT, EMPLOYMENT, & SUPPORT SERVICES DIVISION

ORGANIZATION CHART
JUNE 30, 2013

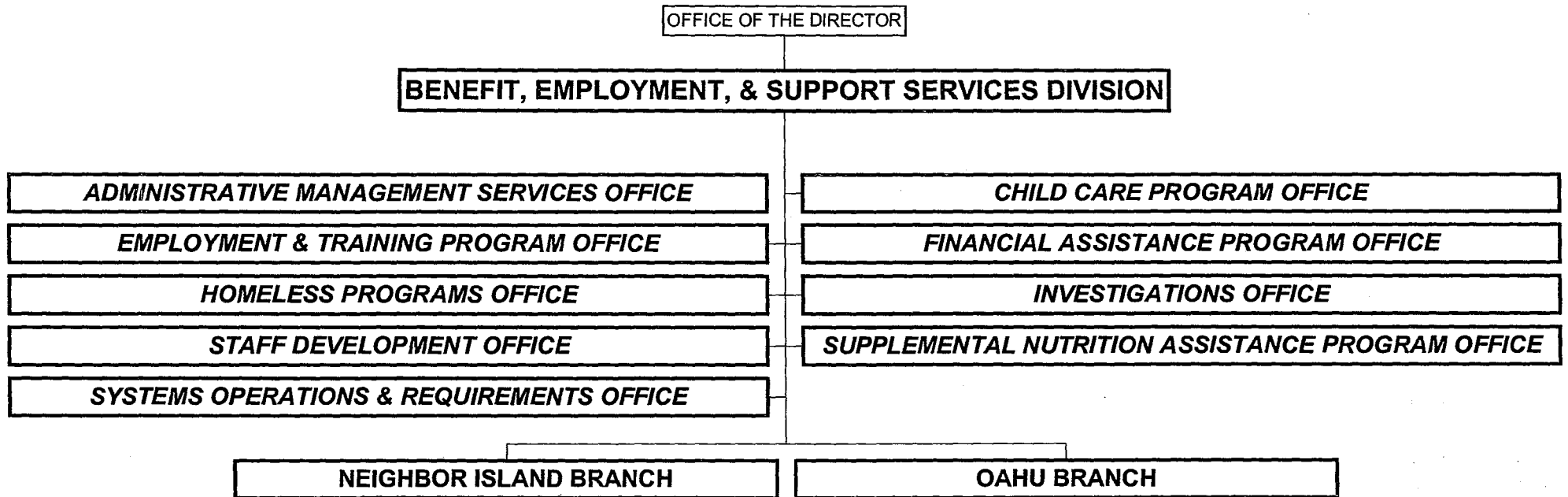


TABLE 24 ATTACHMENT
STATE OF HAWAII
DEPARTMENT OF HUMAN SERVICES
BENEFIT, EMPLOYMENT, & SUPPORT SERVICES DIVISION

ORGANIZATION CHART 2
JUNE 30, 2013

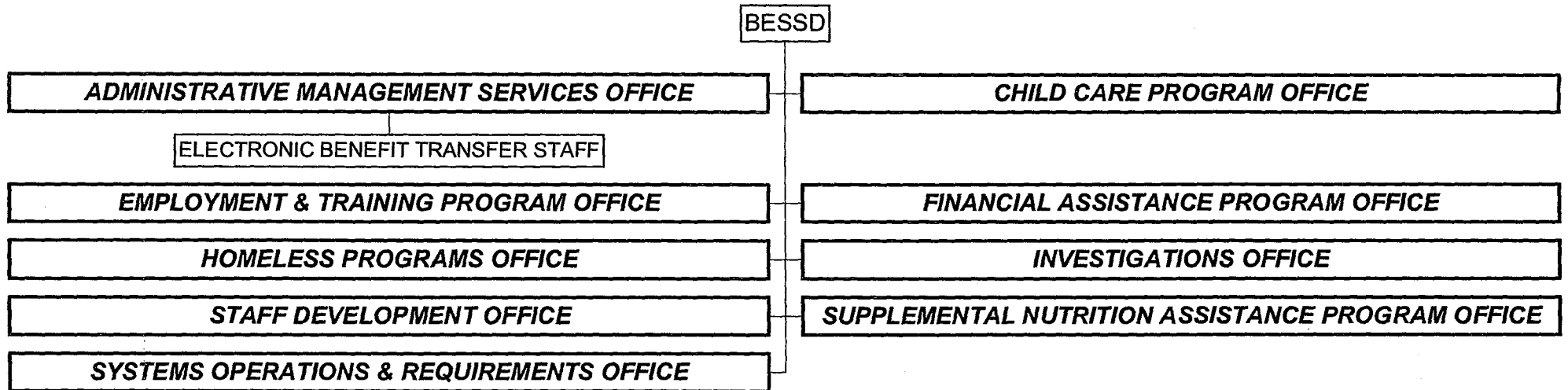


TABLE 24 ATTACHMENT
STATE OF HAWAII
DEPARTMENT OF HUMAN SERVICES
BENEFIT, EMPLOYMENT, & SUPPORT SERVICES DIVISION

ORGANIZATION CHART 3
JUNE 30, 2013

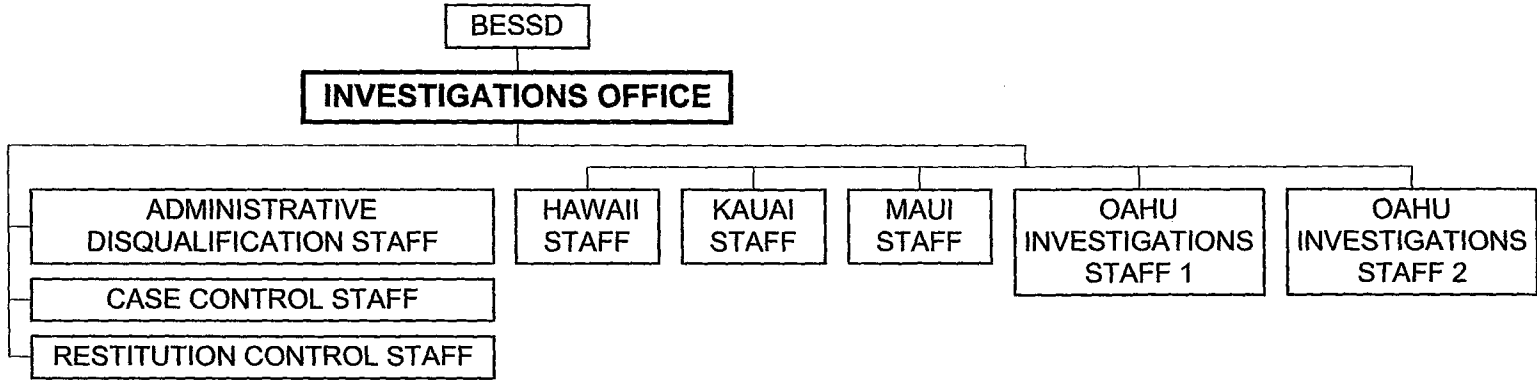


TABLE 24 ATTACHMENT
 STATE OF HAWAII
 DEPARTMENT OF HUMAN SERVICES
 BENEFIT, EMPLOYMENT, & SUPPORT SERVICES DIVISION

ORGANIZATION CHART 4
 JUNE 30, 2013

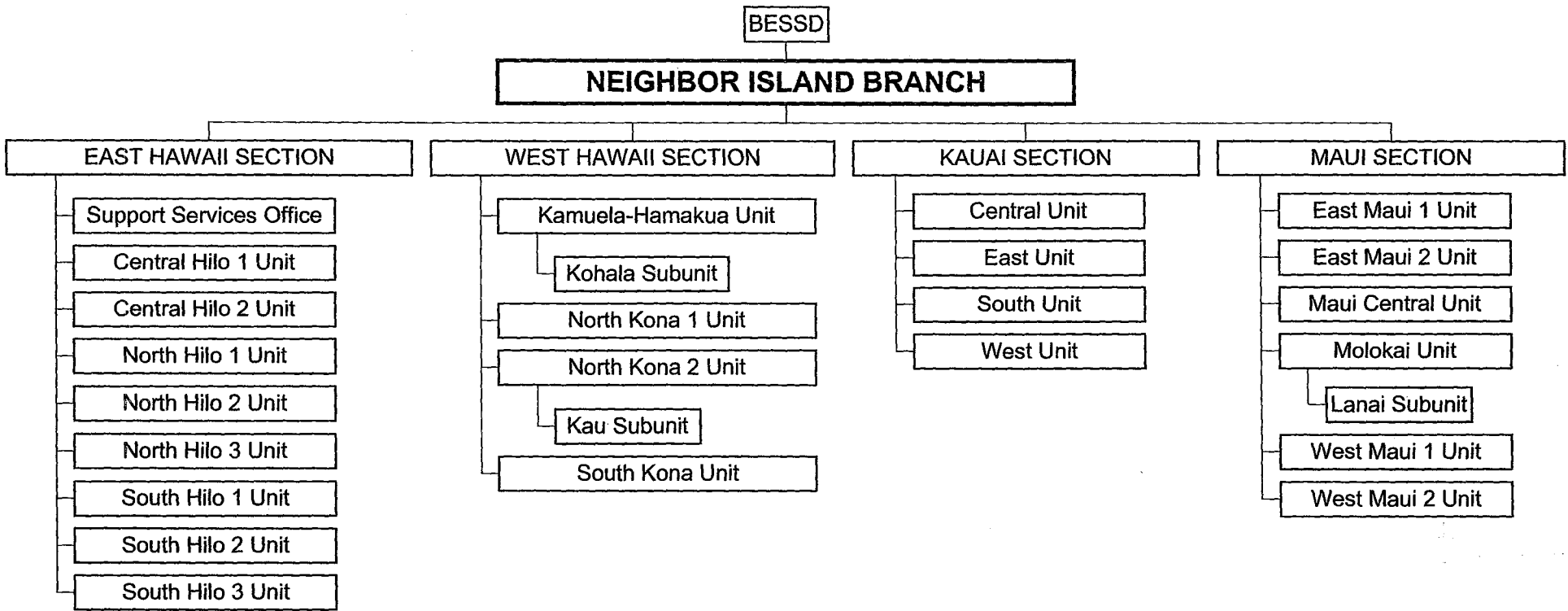


TABLE 24 ATTACHMENT
 STATE OF HAWAII
 DEPARTMENT OF HUMAN SERVICES
 BENEFIT, EMPLOYMENT, & SUPPORT SERVICES DIVISION

ORGANIZATION CHART 5
 JUNE 30, 2013

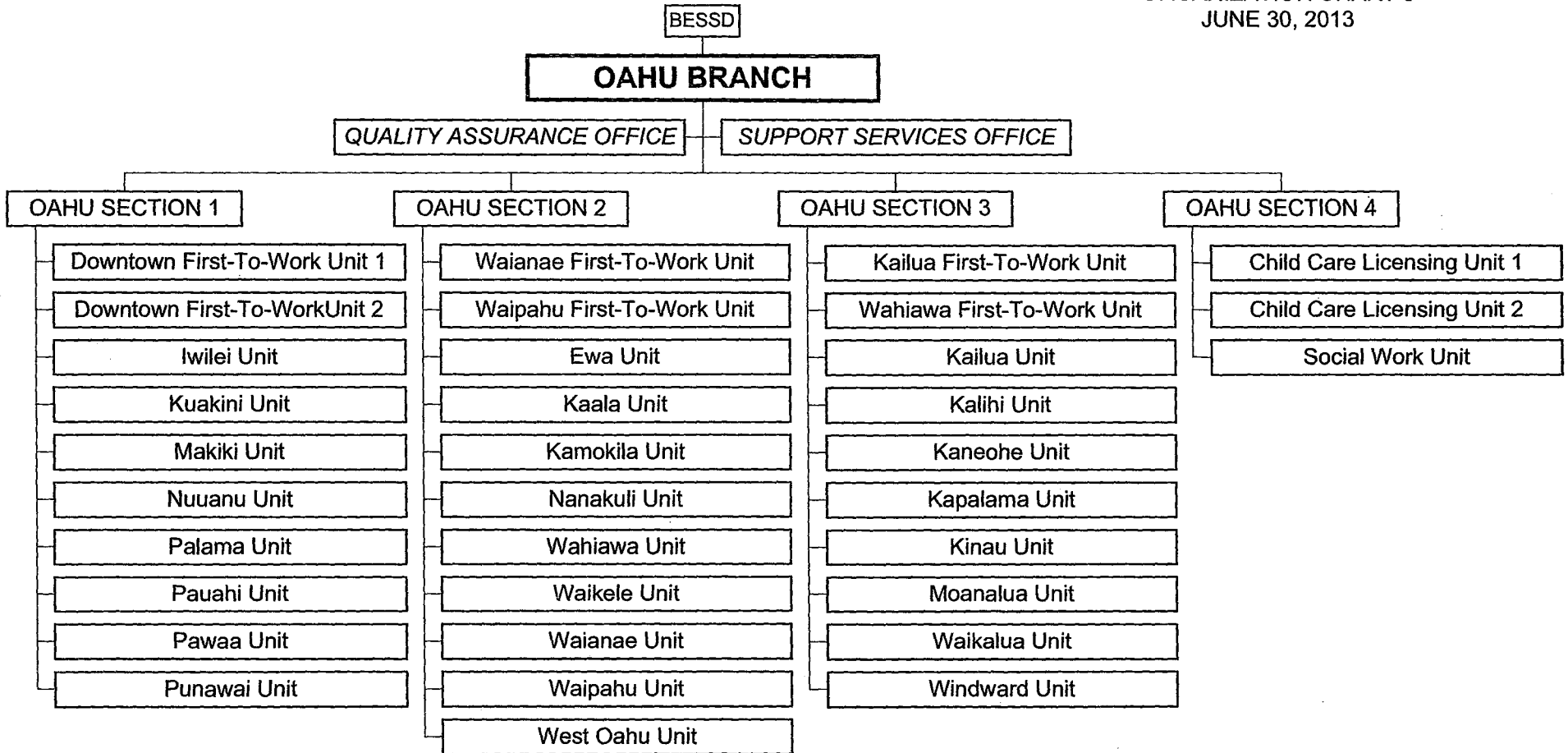


TABLE 24 ATTACHMENT
STATE OF HAWAII
DEPARTMENT OF HUMAN SERVICES
MED-QUEST DIVISION

ORGANIZATION CHART
JUNE 30, 2013

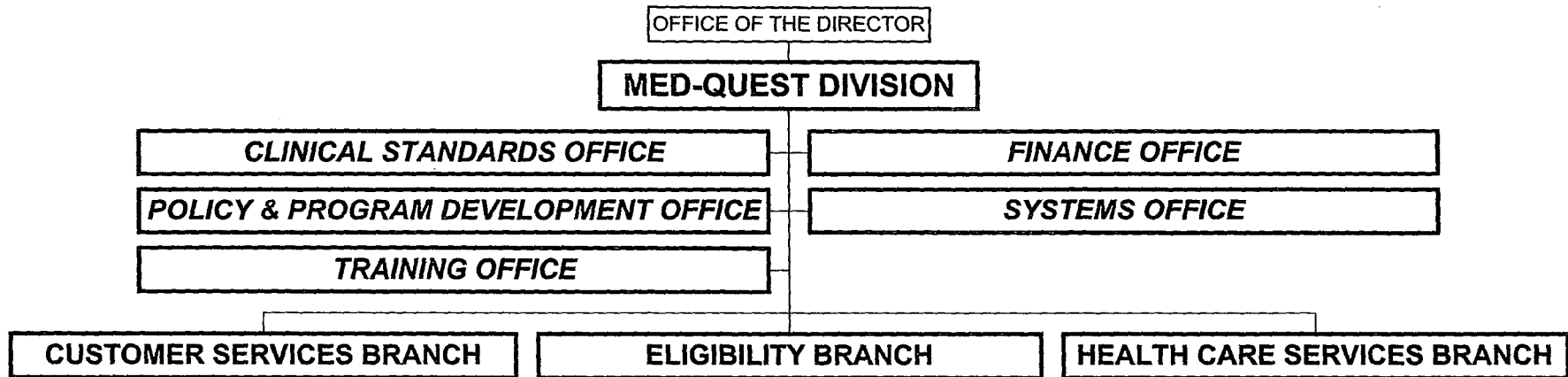


TABLE 24 ATTACHMENT
STATE OF HAWAII
DEPARTMENT OF HUMAN SERVICES
MED-QUEST DIVISION

ORGANIZATION CHART 2
JUNE 20, 2013

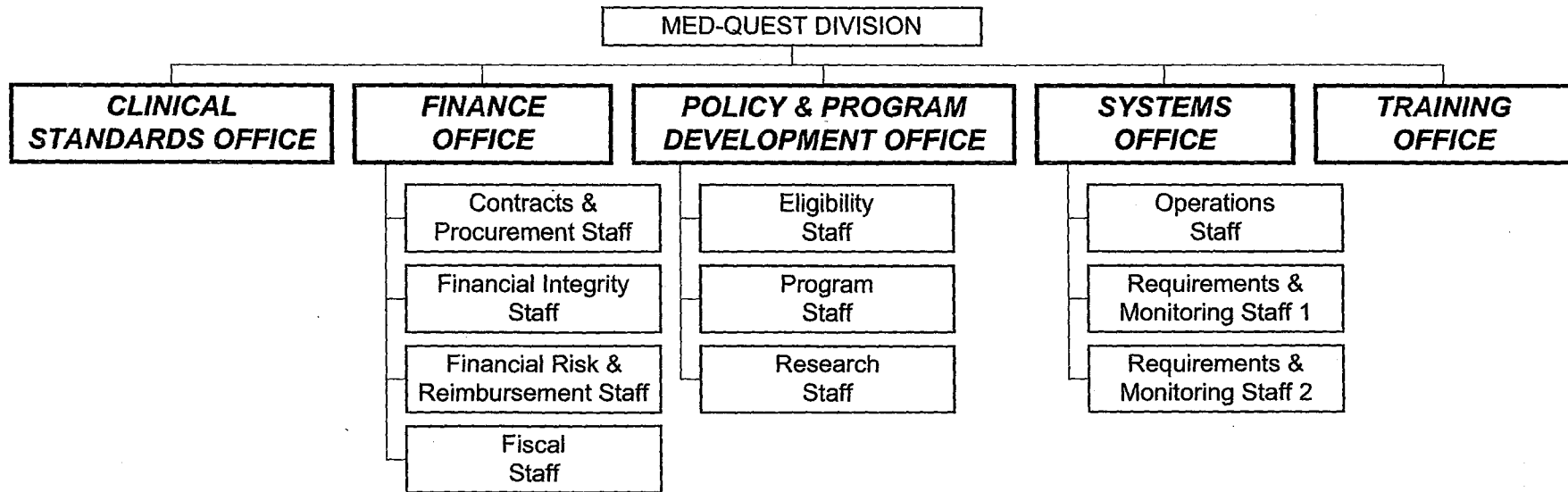


TABLE 24 ATTACHMENT
STATE OF HAWAII
DEPARTMENT OF HUMAN SERVICES
MED-QUEST DIVISION

ORGANIZATION CHART 3
JUNE 30, 2013

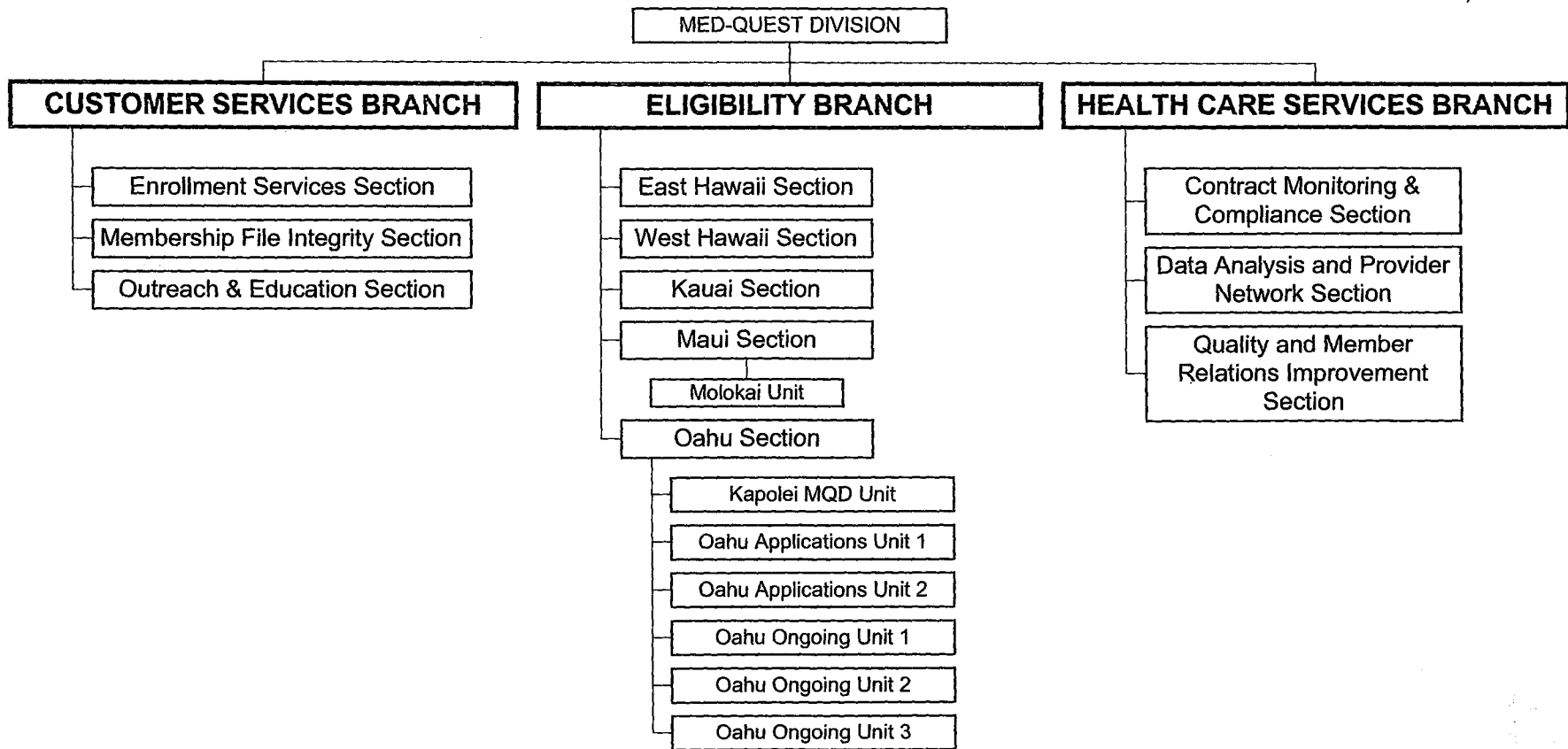


TABLE 24 ATTACHMENT
STATE OF HAWAII
DEPARTMENT OF HUMAN SERVICES
SOCIAL SERVICES DIVISION

ORGANIZATION CHART
JUNE 30, 2013

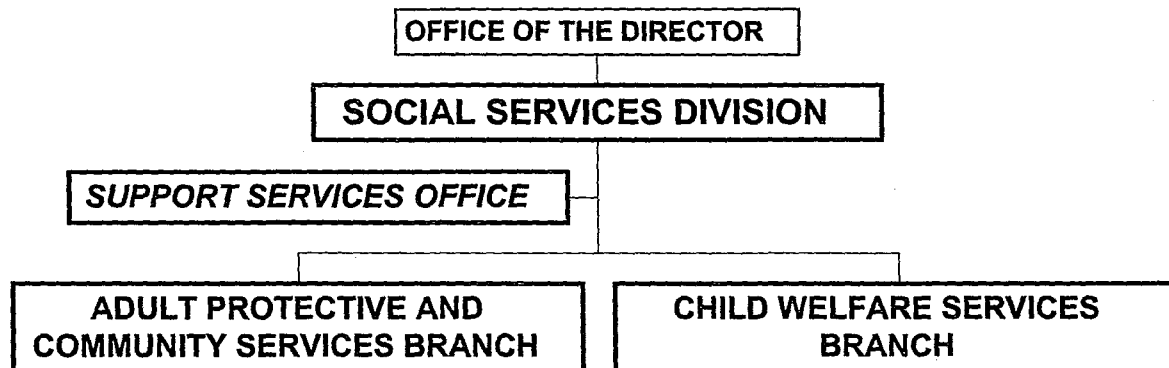


TABLE 24 ATTACHMENT
STATE OF HAWAII
DEPARTMENT OF HUMAN SERVICES
SOCIAL SERVICES DIVISION
SUPPORT SERVICES OFFICE

ORGANIZATION CHART
JUNE 30, 2013



TABLE 24 ATTACHMENT
 STATE OF HAWAII
 DEPARTMENT OF HUMAN SERVICES
 SOCIAL SERVICES DIVISION
 ADULT PROTECTIVE AND COMMUNITY SERVICES BRANCH

ORGANIZATION CHART
 JUNE 30, 2013

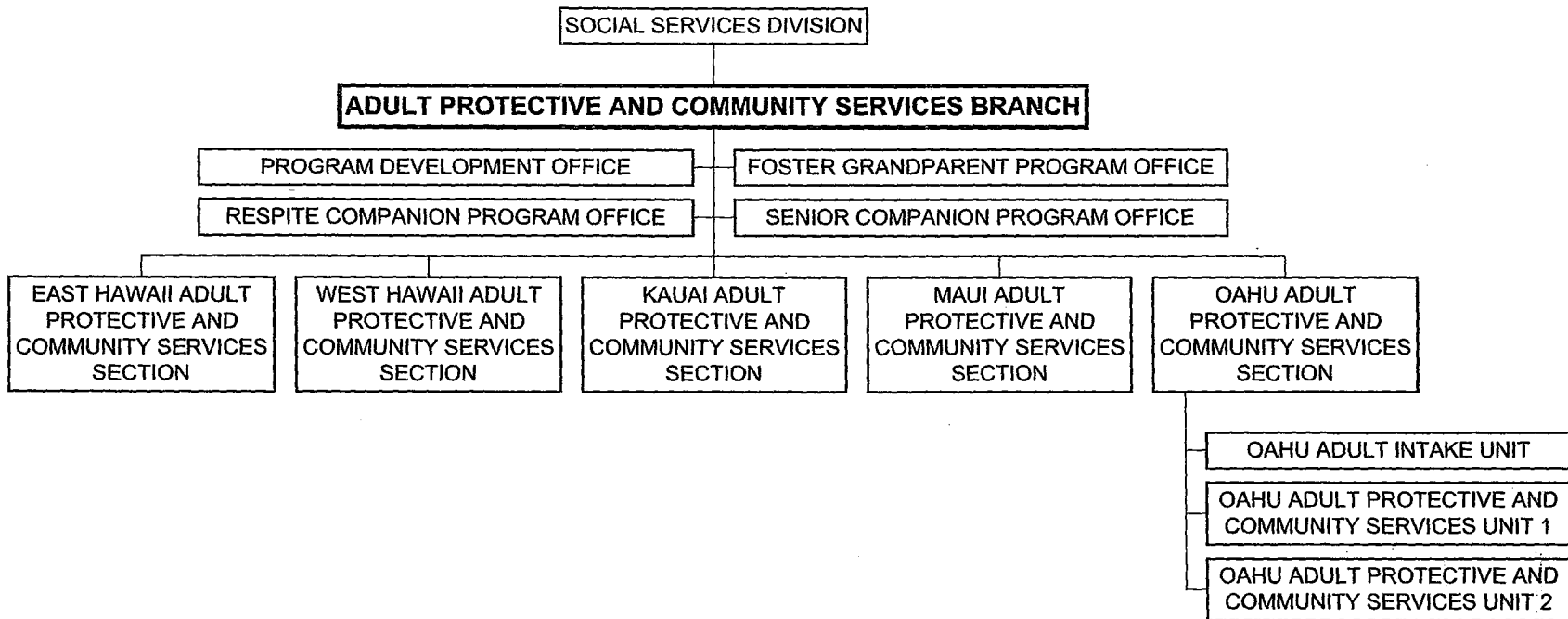


TABLE 24 ATTACHMENT
 STATE OF HAWAII
 DEPARTMENT OF HUMAN SERVICES
 SOCIAL SERVICES DIVISION
 CHILD WELFARE SERVICES BRANCH

ORGANIZATION CHART
 JUNE 30, 2013

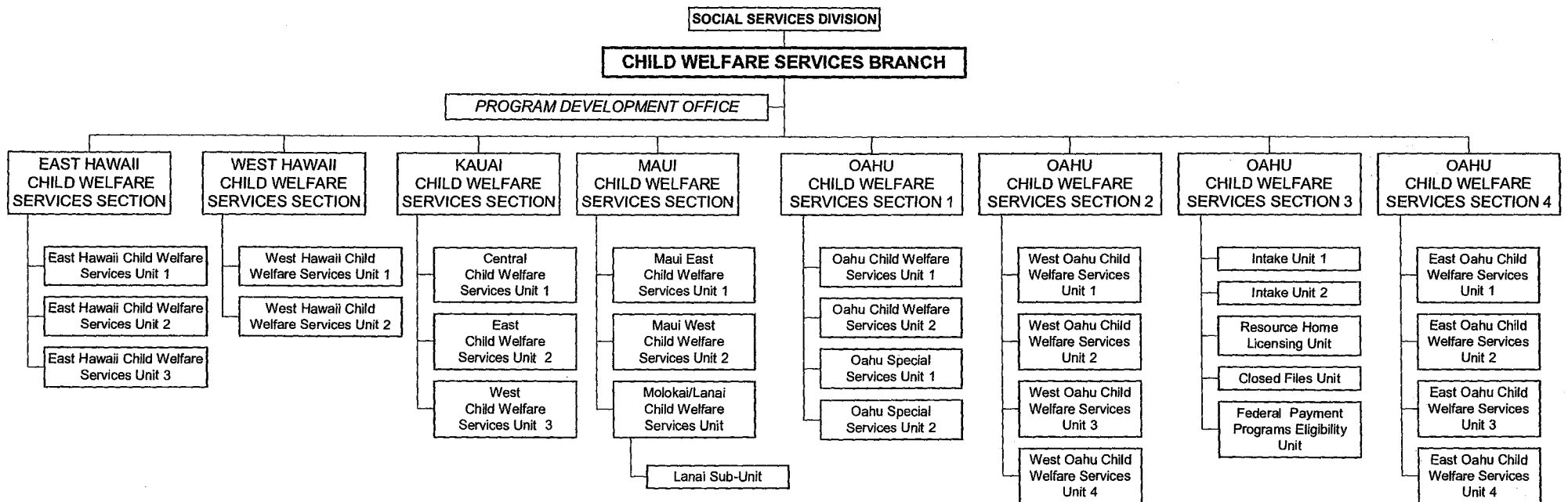


TABLE 24 ATTACHMENT
STATE OF HAWAII
DEPARTMENT OF HUMAN SERVICES
DIVISION OF VOCATIONAL REHABILITATION

ORGANIZATION CHART
JUNE 30, 2013

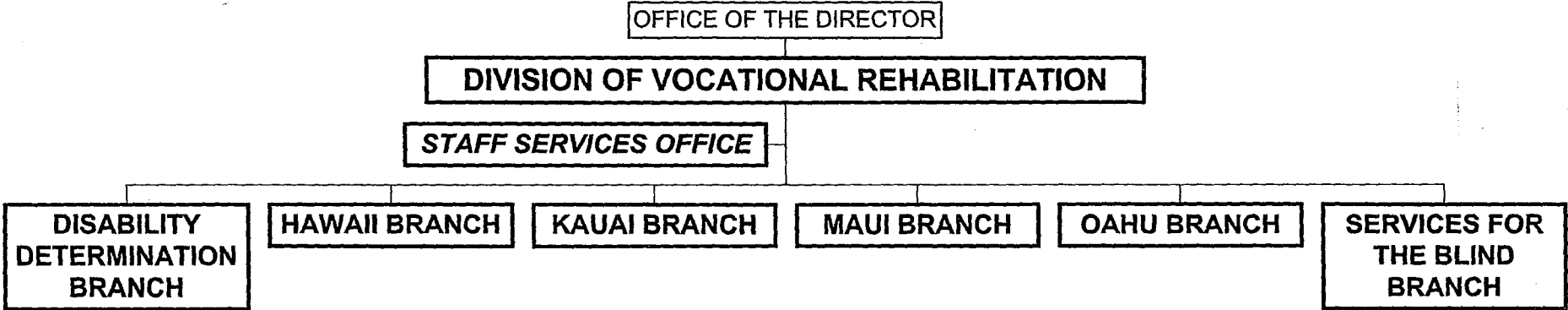


TABLE 24 ATTACHMENT
 STATE OF HAWAII
 DEPARTMENT OF HUMAN SERVICES
 DIVISION OF VOCATIONAL REHABILITATION
 STAFF SERVICES OFFICE
 DISABILITY DETERMINATION BRANCH
 SERVICES FOR THE BLIND BRANCH

ORGANIZATION CHART 2
 JUNE 30, 2013

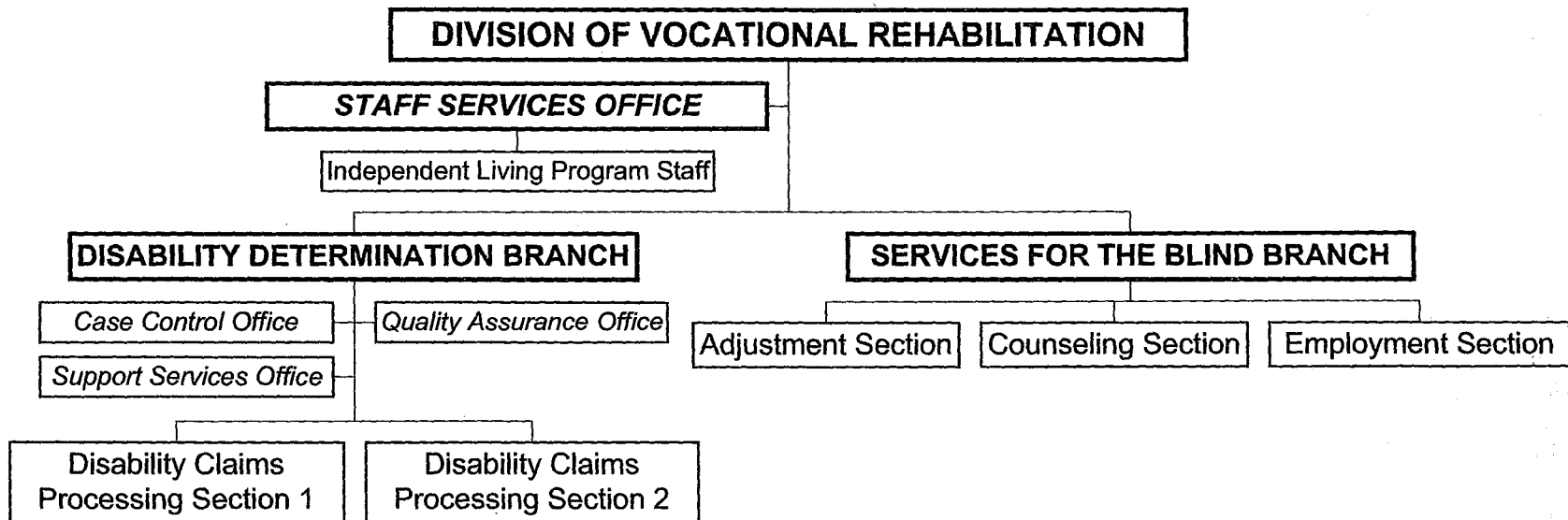


TABLE 24 ATTACHMENT
STATE OF HAWAII
DEPARTMENT OF HUMAN SERVICES
DIVISION OF VOCATIONAL REHABILITATION
HAWAII, KAUAI, MAUI & OAHU BRANCHES

ORGANIZATION CHART 3
JUNE 30, 2013

