

2014 Legislative Budget Briefing Supplemental Budget FY 2015

Senate Committee on Ways and Means
House Committee on Finance



Department of Transportation

January 9, 2014

DEPARTMENT OF TRANSPORTATION

Chair and Honorable Members of the Committee:

Thank you for the opportunity to present the Department of Transportation's Fiscal Year 2015 budget requests. Our testimony consists of:

- 1) Air Transportation Facilities and Services
- 2) Water Transportation Facilities and Services
- 3) Land Transportation Facilities and Services
- 4) Overall Program Support for Transportation

Each division has provided its mission statement, a narrative of the current economic condition and how it has affected the division's operations and requests, and finally the FY 2015 operating & maintenance and capital improvement budget (Tables 1 – 24).

TRANSPORTATION FACILITIES AND SERVICES

I. MISSION STATEMENT

The overall mission of the Department of Transportation is to provide a safe, efficient, accessible, and intermodal transportation system that ensures the mobility of people, goods, and enhances and/or preserves economic prosperity and the quality of life.

II. ECONOMIC & FISCAL CONDITION

The State's economy is heavily reliant upon our ability to provide a highly efficient and technologically advanced transportation system. For the past few years, the majority of the department's revenue growth has been modest, as such our endeavors prioritize maintenance and modernization projects to maximize the effectiveness of our funds. This year's Capital Improvement requests are a continuation of the New Day Initiatives championed by this administration. We have been able to achieve this since each of our Divisions has maintained a high credit rating, thereby allowing us to sell bonds at favorable rates and continue to fund our Capital Improvement Projects (CIP). Our objective is to ensure timely project delivery from initial project conception to construction completion. Through our various projects, the Department strives to improve our transportation infrastructure for maximizing public benefit while providing local business owners the opportunity to expand their operations, and on a broader scale stimulate the State's economy.

III. FEDERAL FUNDS

Each division manages a number of federal grants awarded by various federal agencies. Federal funds awarded to the divisions (Airports, Harbors and Highways) are used for both Operating & Maintenance and Capital Improvements. General Administration holds grants which are later distributed to sub-grantees. These grants are expected to continue as they have been included in the President's budget for Federal Fiscal Year 2014.

IV. BUDGET REQUESTS

Provided that this is a Supplemental Budget year, the Department is limited to primarily Health, Safety, and Mandate related requests.

Department of Transportation
Department - Wide Totals

Table 2

Fiscal Year 2014				
Act 134/13 Appropriation	Restriction	Emergency Appropriations	Total FY14	MOF
\$ 802,109,720.00		\$ 5,000,000.00	\$ 807,109,720.00	B
\$ 50,237,736.00			\$ 50,237,736.00	N
\$ 871,139.00			\$ 871,139.00	P
\$ 423,067.00			\$ 423,067.00	R
			\$ -	
			\$ -	
\$ 853,641,662.00	\$ -	\$ 5,000,000.00	\$ 858,641,662.00	Total
Fiscal Year 2015				
Act 134/13 Appropriation	Reductions	Additions	Total FY15	MOF
\$ 833,769,381.00		\$ 42,836,943.00	\$ 876,606,324.00	B
\$ 50,272,236.00	\$ (26,738,010.00)	\$ 1,638,000.00	\$ 25,172,226.00	N
\$ 871,139.00			\$ 871,139.00	P
\$ 423,067.00			\$ 423,067.00	R
			\$ -	
			\$ -	
\$ 885,335,823.00	\$ (26,738,010.00)	\$ 44,474,943.00	\$ 903,072,756.00	Total

**DEPARTMENT OF TRANSPORTATION
AIRPORTS DIVISION**

AIR TRANSPORTATION FACILITIES AND SERVICES

I. MISSION STATEMENT

The mission of the Airports Division is to develop, manage and maintain a high quality statewide air transportation enterprise system and to provide the appropriate services with the spirit of aloha for Hawaii's residents and both domestic and international visitors.

II. ECONOMIC & FISCAL CONDITION

The statewide airports system consists of fifteen airports – eleven serving both commercial and general aviation, and four serving small airports for general aviation only. Five primary airports – Honolulu International Airport (HNL), Kahului Airport (OGG), Lihue Airport (LIH), Kona International Airport at Keahole (KOA), and Hilo International Airport (ITO) serve domestic overseas and international carriers. Six smaller airports serve primarily propeller-driven commercial and general aviation traffic. These are Kapalua, Lanai, Molokai, Hana, Kalaupapa, and Waimea/Kohala. Dillingham Field, Port Allen, Upolu, and Kalaeloa are general aviation airports.

As an island state, air travel is critical to Hawaii's economy. Hawaii's airports cater primarily to origination and destination traffic and not necessarily as a stop-over to other destinations. Visitors to Hawaii have increased by 17% since the 2008 recession and are forecasted to increase another 12% by 2016. In 2013 alone, enplaned passengers increased by 6.3% due largely to the addition of new destinations and expansion to existing destinations such as New Zealand, Australia, China, Japan, Korea and Taiwan. In early 2014, both Air China and Hawaiian Airlines will commence with the first ever Beijing to Honolulu service. Air China expects to bring in over 3,600 passengers to Hawaii on a monthly basis.

The continued improvements of economic conditions have positively impacted the financial condition and position of the Airports Division. Total airline and concession revenues have grown steadily over the past 5 years. Fiscal year 2013 saw revenues of \$365 million which is roughly \$60 million more than fiscal year 2009. The Division is continually working with concessionaires to enhance facilities in an effort to generate additional income as well as considering third party investment.

This past November, the Division was successful in maintaining its overall credit rating as well as obtaining favorable credit ratings and financing for its Energy Savings Performance Contract. The purpose of this contract is to mitigate the further escalation

of utility costs by saving as much as 49% of the Division's overall current kilowatt usage. The favorable rating is a result of a resilient monopolistic enterprise fund and a signatory airlines agreement that includes residual cost protection.

New Day Capital Improvement Projects are moving forward as a result of obtaining environmental assessment approvals from the Federal Aviation Administration (FAA) this past year. The current program which covers the period of 2010 - 2018 includes 174 projects estimated at \$2.72 billion. From the inception of the program to June 2013, approximately \$567 million or 21% has been expended. New Day projects are funded by cash, revenue bonds, federal grants, passenger facility fees and rental car facility collections.

III. FEDERAL FUNDS

The DOTA continues to receive Airport Improvement Program (AIP) entitlement funds at a stable level for airfield, terminal and firefighting improvements. Depending on availability the Division also receives its share of AIP discretionary funding for the same purposes. The Federal Aviation Administration's AIP is funded through the Airport and Airway Trust Fund, and therefore is not subject to the fund reductions other federal programs are experiencing.

IV. BUDGET REQUESTS

Methodology/Approach to FY15 Supplemental Budget

The Airports Division's approach to Fiscal Year 2015 is twofold. The first aspect is the development of a Strategic Plan to improve internal processes and measure progress within its programs. Division management will be working with District Managers as well as Program Branch Heads to implement the Plan. Secondly, our Budget Requests focus on continuity of services and safety. In total we are requesting roughly \$33 million for Operating & Maintenance and \$502 million for Capital Improvement.

Significant Adjustments

The U.S. Department of Homeland Security, Transportation Security Administration (TSA) has been and will continue to impose additional security requirements at our airports as they implement their Risk Based screening procedures and install less intrusive equipment throughout our airports. To this end, we are requesting for an emergency appropriation of \$5,000,000 to allow us to support our statewide Security contract for Honolulu International Airport (TRN102). Due to unanticipated and recent inheritance of the Operations and Maintenance contract from the Signatory Air Carriers, to maintain the new Baggage Handling and Explosive Detection Systems at Honolulu

International Airport (HNL), we reprogrammed approximately \$5,000,000 of existing FY14 funds from our Security contract to support this system. Therefore, in order to maintain the on-going security at the HNL, we are requesting an emergency appropriation of \$5,000,000.

Under Code of Federal Regulations (CFR) Title 49, Part 1542, the TSA has been mandated to coordinate with all U.S. airports to develop an Airport Security Plan (ASP) for each commercial airport. This plan has been designated as a Sensitive Security information (SSI) document to protect the release of the detail of the security measures being implemented at each airport. We have reviewed our ASP for HNL to identify any posts (stations) that we could temporarily eliminate without jeopardizing out ASP to no avail. It is impossible to eliminate any post(s) to realize savings of \$5,000,000 for the remainder of FY 2014. The approximate month security costs for HNL is \$1,350,000 which includes all required levels of security personnel (Law Enforcement Officer, Airport Security Officer, and Traffic Control Officer) and their posts as mandated by the ASP. The elimination of any posts will reduce the level of security and will require TSA approval. The recent event of an active shooter at Los Angeles International Airport is a reminder that security services cannot and should not be reduced or eliminated.

We are cautiously optimistic with this momentum as in order to meet future growth we are requesting the following. The Airports Division is seeking to increase funding for utilities, routine maintenance, security and the replacement of firefighting vehicles at various airports.

Utilities – Honolulu International Airport is seeking approximately \$3.8 million for electricity, \$422,000 for water, and \$212,000 for sewers. Hilo International Airport is seeking \$172,000 for water expenses. Kahului Airport is seeking \$2.25 million for electricity. Lastly, Lihue Airport is seeking \$370,000 for water. Utilities are essential to daily operations, however while usage has increased and utility costs flex, our budget for these items have not adjusted to accommodate for these changes. As a result we rely on the deference of maintenance projects and the purchase of replacement equipment or motor vehicles to accrue savings. This may be acceptable in the short-run, however in the long-run the deference of those expenses place our employees as well as the travelling public at risk.

Routine Maintenance – Kona International Airport (\$909,500B) as well as Kahului Airport (\$750,000B) are requesting additional funding for Machinery and Equipment Maintenance. Aside from the Baggage Handling Maintenance mentioned previously, Airports Administration is requesting \$4 million for airfield Pavement Marking Rehabilitation. Currently this type of maintenance contract is by district (Oahu, Hawaii, Maui, and Kauai) and services are paid by the individual airport. The Division hopes that by centralizing this contract it will provide uniform costs and results.

Security – Honolulu International (\$2,108,000B), Kona International (\$750,000B), and Waimea-Kohala (\$15,000/B) are requesting additional funds for increased security requirements. The TSA is requiring these airports to cover additional posts which will require additional personnel.

Airport Rescue Fire Fighting (ARFF) Vehicles – Molokai (\$106,000B/\$819,000N) and Lanai (\$106,000B/\$819,000N) are requesting funding to purchase replacement vehicles. These vehicles have exceeded their service life of 10 years, and are becoming increasingly difficult to service as part are becoming difficult to find. It is in the State's best interest to replace these vehicles to ensure the safety of the travelling public.

Department of Transportation - Airports Division
 Prioritized List of Functions

Table 1

Priority	Description of Function	Activities	Prog ID(s)	Statutory Reference
1	Operate and maintain airport terminal facilities and surrounding areas.	Operate and maintain airport facilities and surrounding areas such as the runways, taxiways and aprons.	TRN 102/BC	261-4-HRS
			TRN 104/BC	261-4-HRS
			TRN 111/BD	261-4-HRS
			TRN 114/BE	261-4-HRS
			TRN 118/BE	261-4-HRS
			TRN 131/BF	261-4-HRS
			TRN 133/BF	261-4-HRS
			TRN 135 BF	261-4-HRS
			TRN 141/BF	261-4-HRS
			TRN 143/BF	261-4-HRS
			TRN 151/BF	261-4-HRS
			TRN 161/BF	261-4-HRS
TRN 163/BF	261-4-HRS			
2	Provide administrative assistance to other programs within the division to operate and maintain airport	Provide administrative assistance to other programs within the division for the operation and maintenance of the State's system of public airports.	TRN 195/BB	261-4-HRS

Department of Transportation - Airports Division
Department Totals

Table 2

Fiscal Year 2014				
Act 134/13 Appropriation	Restriction	Emergency Appropriations	Total FY14	MOF
\$ 418,211,031.00	\$ -	\$ 5,000,000.00	\$ 423,211,031.00	B
\$ 3,450,000.00	\$ -	\$ -	\$ 3,450,000.00	N
			\$ -	
\$ 421,661,031.00	\$ -	\$ 5,000,000.00	\$ 426,661,031.00	Total
Fiscal Year 2015				
Act 134/13 Appropriation	Reductions	Additions	Total FY15	MOF
\$ 450,520,505.00	\$ -	\$ 31,535,229.00	\$ 482,055,734.00	B
\$ 4,350,000.00	\$ -	\$ 1,638,000.00	\$ 5,988,000.00	N
			\$ -	
\$ 454,870,505.00	\$ -	\$ 33,173,229.00	\$ 488,043,734.00	Total

Department of Transportation - Airports Division
 Program ID Totals

Table 3

Prog ID	Program Title	MOF	As appropriated by Act 134/13 (FY14)			Governor's Submittal (FY15)			
			Pos (P)	Pos (T)	\$\$\$	Pos (P)	Pos (T)	\$\$\$	Percent Change of \$\$\$
TRN102	Honolulu International Airport	B	618.50	6.00	\$ 137,870,921	618.50	6.00	\$ 152,854,142	111%
TRN104	General Aviation	B	30.00	0.00	\$ 5,946,642	30.00	0.00	\$ 6,546,642	110%
TRN104	General Aviation	N	0.00	0.00	\$ 3,000,000	0.00	0.00	\$ 4,200,000	140%
TRN111	Hilo International Airport	B	82.00	0.00	\$ 14,884,419	82.00	0.00	\$ 14,534,419	98%
TRN114	Kona International Airport @Keahole	B	86.00	0.00	\$ 18,308,869	86.00	0.00	\$ 19,664,972	107%
TRN116	Waimea-Kohala Airport	B	6.00	0.00	\$ 992,167	6.00	0.00	\$ 1,132,167	114%
TRN118	Upolu Airport	B	0.00	0.00	\$ 374,500	0.00	0.00	\$ 319,500	85%
TRN118	Upolu Airport	N	0.00	0.00	\$ 300,000	0.00	0.00	\$ 150,000	50%
TRN131	Kahului Airport	B	162.00	0.00	\$ 24,401,111	162.00	0.00	\$ 26,526,111	109%
TRN133	Hana Airport	B	9.00	0.00	\$ 946,912	8.00	0.00	\$ 540,135	57%
TRN135	Kapalua Airport	B	11.00	0.00	\$ 1,671,340	11.00	0.00	\$ 1,971,340	118%
TRN141	Molokai Airport	B	13.00	0.00	\$ 2,419,835	13.00	0.00	\$ 2,850,835	118%
TRN141	Molokai Airport	N	0.00	0.00	\$ -	0.00	0.00	\$ 819,000	100%
TRN143	Kalaupapa Airport	B	9.00	0.00	\$ 630,691	9.00	0.00	\$ 1,180,691	187%
TRN151	Lanai Airport	B	10.00	0.00	\$ 1,960,713	11.00	0.00	\$ 2,575,975	131%
TRN151	Lanai Airport	N	0.00	0.00	\$ -	0.00	0.00	\$ 819,000	100%
TRN161	Lihue Airport	B	101.00	0.00	\$ 17,161,779	101.00	0.00	\$ 17,491,779	102%
TRN163	Port Allen Airport	B	0.00	0.00	\$ 51,841	0.00	0.00	\$ 1,841	4%
TRN163	Port Allen Airport	N	0.00	0.00	\$ 150,000	0.00	0.00	\$ -	-100%
TRN195	Airports Administration	B	117.00	1.00	\$ 190,589,291	117.00	1.00	\$ 233,868,253	123%

Department of Transportation - Airports Division
Budget Request Decisions

Table 4

Prog ID	Description of Request	MOF	Initial Department Request			Initial Budget & Finance Recommendation			Governor's Final Decision		
			Pos (P)	Pos (T)	\$\$\$	Pos (P)	Pos (T)	\$\$\$	Pos (P)	Pos (T)	\$\$\$
TRN133	Transfer one AOM Wkr I from Hana to Lanai	B	(1.00)		\$ (56,777.00)	(1.00)		\$ (56,777.00)	(1.00)		\$ (56,777.00)
TRN151	Transfer one AOM Wkr I from Hana to Lanai	B	1.00		\$ 56,777.00	1.00		\$ 56,777.00	1.00		\$ 56,777.00
TRN102	Combine half-time VIPA I with half-time VIPA II	B	(0.50)		\$ (12,834.00)	(0.50)		\$ (12,834.00)	(0.50)		\$ (12,834.00)
TRN102	Combine half-time VIPA I with half-time VIPA II	B	0.50		\$ 15,902.00	0.50		\$ 12,834.00	0.50		\$ 12,834.00
TRN102	Increase funding for utilities, routine maintenance & security	B			\$ 6,866,000.00			\$ 6,866,000.00			\$ 6,866,000.00
TRN102	Increase funding for Wiki Wiki Buses	B			\$ 7,359,000.00			\$ 7,359,000.00			\$ 7,359,000.00
TRN114	Payroll Shortage	B			\$ 375,000.00			\$ 375,000.00			\$ 375,000.00
TRN114	Increase Water Expenses	B			\$ 172,000.00			\$ 172,000.00			\$ 172,000.00
TRN114	Additional Routine Maintenance	B			\$ 909,500.00			\$ 909,500.00			\$ 909,500.00
TRN114	Additional Security Services	B			\$ 750,000.00			\$ 750,000.00			\$ 750,000.00
TRN116	Additional Security Services	B			\$ 15,000.00			\$ 15,000.00			\$ 15,000.00
TRN131	Additional Electricity	B			\$ 1,169,566.00			\$ 2,250,000.00			\$ 2,250,000.00
TRN131	Additional R&M Machinery & Equipment (FIDS)	B			\$ 750,000.00			\$ 750,000.00			\$ 750,000.00
TRN141	Replace 1500-Gallon ARFF vehicle	B			\$ 106,000.00			\$ 106,000.00			\$ 106,000.00
TRN141	Replace 1500-Gallon ARFF vehicle	N			\$ 819,000.00			\$ 819,000.00			\$ 819,000.00
TRN143	Special Maintenance	B			\$ 550,000.00			\$ 550,000.00			\$ 550,000.00
TRN151	Payroll Shortage	B			\$ 102,485.00			\$ 102,485.00			\$ 102,485.00
TRN151	Replace 1500-Gallon ARFF vehicle	B			\$ 106,000.00			\$ 106,000.00			\$ 106,000.00
TRN151	Replace 1500-Gallon ARFF vehicle	N			\$ 819,000.00			\$ 819,000.00			\$ 819,000.00
TRN161	Increase Water Expenses	B			\$ 370,000.00			\$ 370,000.00			\$ 370,000.00
TRN195	Routine Maintenance for Baggage Handling Equipment	B			\$ 6,000,000.00			\$ 6,000,000.00			\$ 6,000,000.00
TRN195	Additional R&M (Pavement Marking Rehabilitation)	B			\$ 4,000,000.00			\$ 4,000,000.00			\$ 4,000,000.00
TRN195	Additional EDP Maintenance	B			\$ 624,244.00			\$ 624,244.00			\$ 624,244.00
TRN195	Additional EDP Maintenance (Unifier)	B			\$ 230,000.00			\$ 230,000.00			\$ 230,000.00

Department of Transportation - Airports Division
Proposed Budget Reductions

Table 5

<u>Prog ID</u>	<u>Description of Reduction</u>	<u>Impact of Reduction</u>	<u>MOF</u>	<u>Pos (P)</u>	<u>Pos (T)</u>	<u>\$\$\$</u>	<u>Carry-over?</u> <u>(Y/N)</u>
	None.						

Department of Transportation - Airports Division
Proposed Budget Additions

Table 6

<u>Prog ID</u>	<u>Request Category</u>	<u>Prog ID Priority</u>	<u>Dept-Wide Priority</u>	<u>Description of Addition</u>	<u>Justification</u>	<u>MOF</u>	<u>Pos (P)</u>	<u>Pos (T)</u>	<u>\$\$\$</u>
TRN102	O	1		Increase funding for utilities, routine maintenance & security	Additional funds to meet the increases in utility costs, additional maintenance and increased security requirements.	B	0.00	0.00	\$ 6,866,000.00
TRN102	O	2		Increase funding for Wiki Wiki Buses	Increase in passengers & the need for additional vehicles to transport both domestic & international arriving & departing passengers throughout the airport.	B	0.00	0.00	\$ 7,359,000.00
TRN114	O	1		Payroll Shortage	To cover payroll costs under current fringe benefit rates.	B	0.00	0.00	\$ 375,000.00
TRN114	O	4		Increase Water Expenses	Increased water usage throughout the airport and rate increases.	B	0.00	0.00	\$ 172,000.00
TRN114	O	2		Additional Routine Maintenance	Increases to maintenance contracts as aging facilities need additional repairs & maintenance.	B	0.00	0.00	\$ 909,500.00
TRN114	O	3		Additional Security Services	Increased security requirements & contract increases.	B	0.00	0.00	\$ 750,000.00
TRN116	O	1		Additional Security Services	Increased security requirements & contract increases.	B	0.00	0.00	\$ 15,000.00
TRN131	O	1		Additional Electricity	Increased usage throughout the airport and rate increases.	B	0.00	0.00	\$ 2,250,000.00
TRN131	O	2		Additional R&M Machinery & Equipment	Funds needed for the Flight Information Display System (FIDS) maintenance contract.	B	0.00	0.00	\$ 750,000.00
TRN141	O	1		Replace 1500-Gallon ARFF vehicle	Current vehicle has exceeded its service life.	B	0.00	0.00	\$ 106,000.00
TRN141	O	1		Replace 1500-Gallon ARFF vehicle	Current vehicle has exceeded its service life.	N	0.00	0.00	\$ 819,000.00
TRN143	O	1		Special Maintenance	Funds needed for the baseyard building renovation to include roof repairs, siding, repainting & install new electrical system/wiring.	B	0.00	0.00	\$ 550,000.00
TRN151	O	1		Payroll Shortage	To cover payroll costs under current fringe benefit rates.	B	0.00	0.00	\$ 102,485.00
TRN151	O	2		Replace 1500-Gallon ARFF vehicle	Current vehicle has exceeded its service life.	B	0.00	0.00	\$ 106,000.00
TRN151	O	2		Replace 1500-Gallon ARFF vehicle	Current vehicle has exceeded its service life.	N	0.00	0.00	\$ 819,000.00
TRN161	O	1		Increase Water Expenses	Increased water usage throughout the airport and rate increases.	B	0.00	0.00	\$ 370,000.00
TRN195	O	1		Routine Maintenance for Baggage Handling Equipment	Provide routine maintenance & operations of the new and existing outgoing baggage handling & explosive detection system equipment.	B	0.00	0.00	\$ 6,000,000.00

Department of Transportation - Airports Division
Proposed Budget Additions

Table 6

<u>Prog ID</u>	<u>Request Category</u>	<u>Prog ID Priority</u>	<u>Dept-Wide Priority</u>	<u>Description of Addition</u>	<u>Justification</u>	<u>MOF</u>	<u>Pos (P)</u>	<u>Pos (T)</u>	<u>\$\$\$</u>
TRN195	O	2		Additional R&M (Pavement Marking Rehabilitation)	Increased maintenance at all airports for taxiways and runways pavement markings.	B	0.00	0.00	\$ 4,000,000.00
TRN195	O	3		Additional EDP Maintenance	Additional funds for the maintenance of software & IT systems.	B	0.00	0.00	\$ 624,244.00
TRN195	O	4		Additional EDP Maintenance (Unifier)	Additional funds for the maintenance of software & IT systems.	B	0.00	0.00	\$ 230,000.00

Department of Transportaion - Airports Division
 Current Year (FY14) Restrictions

Table 7

<u>Prog ID</u>	<u>MOF</u>	<u>Restriction \$\$\$</u>	<u>Percent of Act 134/13 Prog ID Appropriation</u>	<u>Impact</u>
		None.		

Department of Transportation - Airports Division
 Emergency Appropriation Requests

Table 8

<u>Prog ID</u>	<u>Description of Request</u>	<u>Explanation of Request</u>	<u>MOF</u>	<u>Pos (P)</u>	<u>Pos (T)</u>	<u>\$\$\$</u>
TRN102	Emergency appropriations for security at Honolulu International Airport.	To replace the security funds that were used to cover the costs associated with the operations and maintenance of the baggage handling systems.	B	-	-	5,000,000.00

Department of Transportation - Airports Division
Expenditures Exceeding the Appropriation

Table 9

<u>Prog ID</u>	<u>MOF</u>	<u>Date</u>	<u>Appropriation</u>	<u>Amount Exceeding Appropriation</u>	<u>Percent Exceeded</u>	<u>Reason for Exceeding Ceiling</u>	<u>Legal Authority</u>	<u>Recurring (Y/N)</u>	<u>GF Impact (Y/N)</u>
102	N	3/12/2013	\$ 15,000,000.00	\$ 2,284,500.00	15.2%	The construction estimate increased during the course of design in order to ensure that all issues are addressed during construction. The Federal Aviation Administration (FAA) will issue the grant based on the actual responsive low bid amount. The excess amount of federal funds is necessary to fully fund the project.	Act 164, SLH 2011 as amended by Act 106, SLH 2012, Section 91	N	N
195	N	4/25/2013	\$ -	\$ 904,500.00	N/A	The Federal Aviation Administration (FAA) strongly recommended in February of this year that the DOT-A undertake a study of the runway safety areas at statewide airports and assured the DOT-A that federal funding would be available for this project. This is a new unanticipated project.	Act 164, SLH 2011 as amended by Act 106, SLH 2012, Section 91	N	N
161	N	8/9/2013	\$ -	\$ 3,872.00	N/A	The project is encumbered under a contract, however, excess Federal Aviation Administration (FAA) Airport Improvement Program (AIP) grant funds are available to reimburse administrative time spent working on the project. Since the FAA issued a grant with excess funds for administrative costs, the DOT-A will reimburse all expenses that are eligible.	Act 134, SLH 2013, Section 88	N	N
102	N	9/3/2012	\$ -	\$ 450,000.00	N/A	In mid March 2013, the FAA informed the DOT-A that they were seeking sponsors who may be interested in preparing a Sustainable Master Plan or Sustainable Management Plan. This was a preliminary request and funding for this project was not guaranteed. In early August 2013, the DOT-A was informed that HNL was one of only two airports selected in the Western Pacific Region for this Sustainability Planning effort. This is a new unanticipated project.	Act 134, SLH 2013, Section 88	N	N

Department of Transportation - Airports Division
Intradepartmental Transfers

Table 10

<u>Actual or Anticipated Date of Transfer</u>	<u>MOF</u>	<u>Pos (P)</u>	<u>Pos (T)</u>	<u>\$\$\$</u>	<u>From Prog ID</u>	<u>Percent of Program ID Appropriation Transferred From</u>	<u>To Prog ID</u>	<u>Percent of Receiving Program ID Appropriation</u>	<u>Reason for Transfer</u>	<u>Recurring (Y/N)</u>
5/22/2013	B	-	-	\$ 355,000.00	TRN102	0.3%	TRN114	2.3%	To cover insufficient payroll funding in FY13, due to increases in salary payments, filling of vacancies and overtime at the smaller airports because of increased operational hours.	N
5/22/2013	B	-	-	\$ 350,000.00	TRN102	0.3%	TRN104	5.8%		N
5/22/2013	B	-	-	\$ 65,000.00	TRN131	0.3%	TRN135	3.5%		N
5/22/2013	B	-	-	\$ 250,000.00	TRN131	1.0%	TRN141	11.0%		N
5/22/2013	B	-	-	\$ 90,000.00	TRN131	0.4%	TRN151	3.7%		N
10/21/2013	B	1.00	-	\$ 56,777.00	TRN133	6.0%	TRN151	2.8%	Transfer of position #118973 (Airport O&M Worker I)	N
10/23/2013	B	-	-	\$ 4,500,000.00	TRN102	3.3%	TRN195	2.7%	To fully fund project #BS1421-43, Operation & Maintenance of Checked Baggage Inspection Systems and Baggage Handling Systems - Statewide.	N

Department of Transportation - Airports Division
Federal Awards

Table 11

<u>State Expending Agency</u>	<u>Program ID</u>	<u>Award Number</u>	<u>CFDA Number</u>	<u>Award Description</u>	<u>Awarding Federal Agency</u>	<u>Award Amount</u>	<u>Award Amount Allocated to the Pgm ID in Column B</u>	<u>State Appropriation Symbol</u>	<u>Contact Name</u>	<u>Contact Phone</u>	<u>Contact Email</u>
D (TRN)	102	3-15-0005-100	20.106	REHABILITAT E RUNWAY 04L/22R AND TAXIWAY RA	FAA	6,602,136.00	6,602,136.00	S-09-161-D	Jeff Chang	838-8835	jeff.chang@hawaii.gov
D (TRN)	102	3-15-0005-101	20.106	REHABILITAT E TAXIWAY RA (CONSTRUCTI ON MANAGEMENT SERVICES)	FAA	240,000.00	240,000.00	S-09-161-D	Jeff Chang	838-8835	jeff.chang@hawaii.gov
D (TRN)	102	3-15-0005-102	20.106	REHABILITAT E RUNWAY 26L (DESIGN ONLY)	FAA	802,000.00	802,000.00	S-09-191-D S-10-280-D	Jeff Chang	838-8835	jeff.chang@hawaii.gov
D (TRN)	102	3-15-0005-104	20.106	REHABILITAT E RUNWAY 4R (DESIGN ONLY)	FAA	1,000,000.00	1,000,000.00	S-09-191-D	Jeff Chang	838-8835	jeff.chang@hawaii.gov
D (TRN)	102	3-15-0005-105	20.106	ACQUIRE ONE (1) FRICTION MEASURING EQUIPMENT WITH TOW VEHICLE	FAA	99,375.00	99,375.00	S-12-220-D	Jeff Chang	838-8835	jeff.chang@hawaii.gov
D (TRN)	102	3-15-0005-106	20.106	RUNWAY 4L EDGE LIGHTING (DESIGN ONLY)	FAA	275,000.00	275,000.00	S-09-288-D	Jeff Chang	838-8835	jeff.chang@hawaii.gov
D (TRN)	102	3-15-0005-109	20.106	REHABILITAT E TAXIWAY Z - DESIGN ONLY	FAA	3,755,000.00	3,755,000.00	S-11-273-D	Jeff Chang	838-8835	jeff.chang@hawaii.gov
D (TRN)	102	3-15-0005-110	20.106	REHABILITAT E RUNWAY 4L LIGHTING- PHASE II	FAA	1,796,533.00	1,796,533.00	S-11-283-D	Jeff Chang	838-8835	jeff.chang@hawaii.gov
D (TRN)	102	3-15-0005-112	20.106	REHABILITAT E RUNWAY 08R/26L - PHASE II	FAA	15,299,758.00	15,299,758.00	S-10-284-D	Jeff Chang	838-8835	jeff.chang@hawaii.gov

Department of Transportation - Airports Division
Federal Awards

Table 11

<u>State Expending Agency</u>	<u>Program ID</u>	<u>Award Number</u>	<u>CFDA Number</u>	<u>Award Description</u>	<u>Awarding Federal Agency</u>	<u>Award Amount</u>	<u>Award Amount Allocated to the Pgm ID in Column B</u>	<u>State Appropriation Symbol</u>	<u>Contact Name</u>	<u>Contact Phone</u>	<u>Contact Email</u>
D (TRN)	102	3-15-0005-113	20.106	REHABILITAT E RUNWAY 4R - PHASE II	FAA	10,522,090.00	10,522,090.00	S-11-271-D	Jeff Chang	838-8835	jeff.chang@hawaii.gov
D (TRN)	102	3-15-0005-114	20.106	IMPROVE TERMINAL BUILDING (PROCURE AND REPLACE TWELVE (12) LOADING BRIDGES AT GATES 29 TUBU 2A)	FAA	6,748,889.00	6,748,889.00	S-12-278-D	Jeff Chang	838-8835	jeff.chang@hawaii.gov
D (TRN)	102	3-15-0005-115	20.106	REHABILITAT E RUNWAY 04L/22R LIGHTING - PHASE III	FAA	575,492.00	575,492.00	S-11-283-D	Jeff Chang	838-8835	jeff.chang@hawaii.gov
D (TRN)	102	3-15-0005-116	20.106	SUSTAINABLE MANAGEMENT PLAN (AIRPORT SUSTAINABI LITY PLAN)	FAA	450,000.00	450,000.00	S-13-191-D	Jeff Chang	838-8835	jeff.chang@hawaii.gov
D (TRN)	104	3-15-0014-012	20.106	REHABILITAT E BUILDING (HANGAR 110) - DESIGN ONLY	FAA	789,655.00	789,655.00	S-11-212-D S-12-212-D	Jeff Chang	838-8835	jeff.chang@hawaii.gov
D (TRN)	104	3-15-0014-013	20.106	REHABILITAT E BUILDING (HANGAR 110) - PHASE I	FAA	3,063,427.00	3,063,427.00	S-09-273-D	Jeff Chang	838-8835	jeff.chang@hawaii.gov
D (TRN)	104	3-15-0014-014	20.106	REHABILITAT E BUILDING (HANGAR 110) - PHASE II	FAA	2,969,560.00	2,969,560.00	S-11-278-D	Jeff Chang	838-8835	jeff.chang@hawaii.gov

Department of Transportation - Airports Division
Federal Awards

Table 11

<u>State Expending Agency</u>	<u>Program ID</u>	<u>Award Number</u>	<u>CFDA Number</u>	<u>Award Description</u>	<u>Awarding Federal Agency</u>	<u>Award Amount</u>	<u>Award Amount Allocated to the Pgm ID in Column B</u>	<u>State Appropriation Symbol</u>	<u>Contact Name</u>	<u>Contact Phone</u>	<u>Contact Email</u>
D (TRN)	111	3-15-0004-036	20.106	NOISE MITIGATION MEASURES FOR RESIDENCES WITHIN 65-69 DNL - PHASE II (DESIGN ONLY)	FAA	500,000.00	500,000.00	S-08-272-D	Jeff Chang	838-8835	jeff.chang@hawaii.gov
D (TRN)	111	3-15-0004-038	20.106	REHABILITAT E RUNWAY 03/21 THRESHOLDS AND TAXIWAYS E AND G, INCLUDING MARKING AND SIGNAGE	FAA	3,009,367.00	3,009,367.00	S-06-289-D	Jeff Chang	838-8835	jeff.chang@hawaii.gov
D (TRN)	111	3-15-0004-039	20.106	REHABILITAT E RUNWAY 03/21 - PHASE I (DESIGN ONLY)	FAA	570,000.00	570,000.00	S-10-280-D	Jeff Chang	838-8835	jeff.chang@hawaii.gov
D (TRN)	111	3-15-0004-040	20.106	REHABILITAT E APRON AND TAXIWAYS INCLUDED MARKING, LIGHTING, AND SIGNAGE - PHASE I (DESIGN ONLY)	FAA	190,000.00	190,000.00	S-10-283-D	Jeff Chang	838-8835	jeff.chang@hawaii.gov

Department of Transportation - Airports Division
Federal Awards

Table 11

<u>State Expending Agency</u>	<u>Program ID</u>	<u>Award Number</u>	<u>CFDA Number</u>	<u>Award Description</u>	<u>Awarding Federal Agency</u>	<u>Award Amount</u>	<u>Award Amount Allocated to the Pgm ID in Column B</u>	<u>State Appropriation Symbol</u>	<u>Contact Name</u>	<u>Contact Phone</u>	<u>Contact Email</u>
D (TRN)	111	3-15-0004-041	20.106	REHABILITAT E APRON AND TAXIWAYS INCLUDED MARKING, LIGHTING, AND SIGNAGE - PHASE II	FAA	2,195,743.00	2,195,743.00	S-10-282-D	Jeff Chang	838-8835	jeff.chang@hawaii.gov
D (TRN)	111	3-15-0004-042	20.106	REHABILITAT E RUNWAY 03/21 - PHASE II	FAA	10,615,395.00	10,615,395.00	S-10-281-D	Jeff Chang	838-8835	jeff.chang@hawaii.gov
D (TRN)	114	3-15-0008-033	20.106	ACQUIRE ONE (1) FRICTION MEASURING EQUIPMENT WITH TOW VEHICLE	FAA	117,640.00	117,640.00	S-12-228-D	Jeff Chang	838-8835	jeff.chang@hawaii.gov
D (TRN)	114	3-15-0008-036	20.106	CONSTRUCT AIRCRAFT RESCUE AND FIRE FIGHTING (ARFF) BUILDING	FAA	17,014,671.00	17,014,671.00	S-06-293-D S-09-278-D	Jeff Chang	838-8835	jeff.chang@hawaii.gov
D (TRN)	116	3-15-0010-007	20.106	CONDUCT WILDLIFE HAZARD ASSESSMENTS	FAA	134,572.00	134,572.00	S-12-245-D	Jeff Chang	838-8835	jeff.chang@hawaii.gov
D (TRN)	118	3-15-0003-005	20.106	CONDUCT WILDLIFE HAZARD ASSESSMENTS	FAA	150,000.00	150,000.00	S-13-235-D	Jeff Chang	838-8835	jeff.chang@hawaii.gov
D (TRN)	131	3-15-0006-049	20.106	ACQUIRE ONE (1) FRICTION MEASURING EQUIPMENT WITH TOW VEHICLE	FAA	118,875.00	118,875.00	S-13-221-D	Jeff Chang	838-8835	jeff.chang@hawaii.gov

Department of Transportation - Airports Division
Federal Awards

Table 11

<u>State Expending Agency</u>	<u>Program ID</u>	<u>Award Number</u>	<u>CFDA Number</u>	<u>Award Description</u>	<u>Awarding Federal Agency</u>	<u>Award Amount</u>	<u>Award Amount Allocated to the Pgm ID in Column B</u>	<u>State Appropriation Symbol</u>	<u>Contact Name</u>	<u>Contact Phone</u>	<u>Contact Email</u>
D (TRN)	133	3-15-0001-007	20.106	IMPROVE TERMINAL BUILDING (DESIGN ONLY)	FAA	150,000.00	150,000.00	S-12-208-D	Jeff Chang	838-8835	jeff.chang@hawaii.gov
D (TRN)	133	3-15-0001-008	20.106	CONDUCT WILDLIFE HAZARD ASSESSMENTS	FAA	139,896.00	139,896.00	S-12-208-D	Jeff Chang	838-8835	jeff.chang@hawaii.gov
D (TRN)	133	3-15-0001-009	20.106	REHABILITAT E RUNWAY 08/26 LIGHTING; REHABILITAT E TAXIWAY LIGHTING	FAA	816,300.00	816,300.00	S-12-208-D	Jeff Chang	838-8835	jeff.chang@hawaii.gov
D (TRN)	141	3-15-0011-017	20.106	REHABILITAT E TAXIWAYS INCLUDING SIGNAGE AND MARKING	FAA	5,353,165.00	5,353,165.00	S-08-277-D	Jeff Chang	838-8835	jeff.chang@hawaii.gov
D (TRN)	141	3-15-0011-019	20.106	IMPROVE AIRPORT DRAINAGE (CONSTRUCT BOX CULVERT IN TAXIWAY SAFETY AREA) - PHASE II	FAA	3,022,148.00	3,022,148.00	S-10-282-D	Jeff Chang	838-8835	jeff.chang@hawaii.gov
D (TRN)	143	3-15-0009-007	20.106	IMPROVE TERMINAL BUILDING (DESIGN ONLY)	FAA	150,000.00	150,000.00	S-12-209-D	Jeff Chang	838-8835	jeff.chang@hawaii.gov

Department of Transportation - Airports Division
Federal Awards

Table 11

<u>State Expending Agency</u>	<u>Program ID</u>	<u>Award Number</u>	<u>CFDA Number</u>	<u>Award Description</u>	<u>Awarding Federal Agency</u>	<u>Award Amount</u>	<u>Award Amount Allocated to the Pgm ID in Column B</u>	<u>State Appropriation Symbol</u>	<u>Contact Name</u>	<u>Contact Phone</u>	<u>Contact Email</u>
D (TRN)	151	3-15-0012-014	20.106	IMPROVE RUNWAY SAFETY AREA - PHASE I (DESIGN ONLY)	FAA	950,000.00	950,000.00	S-10-283-D	Jeff Chang	838-8835	jeff.chang@hawaii.gov
D (TRN)	151	3-15-0012-016	20.106	REHABILITAT E RUNWAY 03/21 LIGHTING	FAA	1,041,930.00	1,041,930.00	S-11-283-D	Jeff Chang	838-8835	jeff.chang@hawaii.gov
D (TRN)	151	3-15-0012-017	20.106	IMPROVE RUNWAY 03/21 SAFETY AREA - PHASE II	FAA	15,300,000.00	15,300,000.00	S-10-280-D	Jeff Chang	838-8835	jeff.chang@hawaii.gov
D (TRN)	161	3-15-0013-042	20.106	UPGRADE AIRFIELD GUIDANCE SIGNS AND MARKINGS	FAA	934,800.00	934,800.00	S-13-224-D	Jeff Chang	838-8835	jeff.chang@hawaii.gov
D (TRN)	161	3-15-0013-044	20.106	ACQUIRE ONE (1) FRICTION MEASURING EQUIPMENT WITH TOW VEHICLE	FAA	150,575.00	150,575.00	S-13-224-D	Jeff Chang	838-8835	jeff.chang@hawaii.gov
D (TRN)	163	3-15-0002-007	20.106	CONDUCT WILDLIFE HAZARD ASSESSMENTS	FAA	150,000.00	150,000.00	S-13-234-D	Jeff Chang	838-8835	jeff.chang@hawaii.gov
D (TRN)	195	3-15-0000-004	20.106	STATEWIDE SYSTEM PLANNING STUDY (UPDATE AIRPORT LAYOUT PLANS FOR JRF, LNY, MKK, PAK, & MUE)	FAA	1,500,000.00	1,500,000.00	S-09-283-D	Jeff Chang	838-8835	jeff.chang@hawaii.gov

Department of Transportation - Airports Division
Federal Awards

Table 11

<u>State Expending Agency</u>	<u>Program ID</u>	<u>Award Number</u>	<u>CFDA Number</u>	<u>Award Description</u>	<u>Awarding Federal Agency</u>	<u>Award Amount</u>	<u>Award Amount Allocated to the Pgm ID in Column B</u>	<u>State Appropriation Symbol</u>	<u>Contact Name</u>	<u>Contact Phone</u>	<u>Contact Email</u>
D (TRN)	195	3-15-0000-005	20.106	UPDATE STATE SYSTEM PLAN STUDY (PAVEMENT MANAGEMENT PROGRAM)	FAA	2,500,000.00	2,500,000.00	S-09-282-D	Jeff Chang	838-8835	jeff.chang@hawaii.gov
D (TRN)	195	3-15-0000-006	20.106	CONDUCT STATE SYSTEM PLAN STUDY (STATEWIDE RUNWAY SAFETY PLANNING STUDY)	FAA	904,500.00	904,500.00	S-12-192-D	Jeff Chang	838-8835	jeff.chang@hawaii.gov

Department of Transportation - Airports Division
Non-General Fund Listing

Table 12

Name of Fund	Purpose	Statutory Reference	MOF	Beginning FY14 Unencumbered Cash Balance	Estimated FY14 Revenues	Estimated FY14 Expenditures and Encumbrances	Estimated FY14 Net Transfers	Estimated FY14 Ending Unencumbered Cash Balance	Balance in Excess of Program Needs
Airport Revenue Fund	Airport operating revenue required for planned O&M expenditures, OPEB liabilities and maintain daily cash flow.	HRS-248-8	B	\$ 130,960,086	\$ 343,645,000	\$ -	\$ (313,077,867)	\$ 161,527,219	\$ -
Airport Revenue Fund (O&M)	Operating Appropriations required for future O&M expenditures	HRS 261-4, HRS 261-5	B	\$ 165,864,009	\$ -	\$ (305,467,000)	\$ 305,467,000	\$ 165,864,009	\$ -
Prepaid Airport Use Charge Fund	Provide for overpayments of Airport Use Charges	HRS 261-4, HRS 261-5	B	\$ 40,671,687	\$ -	\$ (2,500,000)	\$ 125,854	\$ 38,297,541	\$ -
Reserve for O&M Expenses	Required reserve of 25% of current year O&M budgeted expenditures per airport airline lease agreement	HRS 261-4, HRS 261-5	W	\$ 67,110,506	\$ -		\$ 2,309,645	\$ 69,420,151	\$ -
Debt Service Funded Coverage	Cover shortfalls in debt service coverage requirement	HRS 261-5, HRS 39-61	W	\$ 24,223,252	\$ -	\$ -	\$ (3,000,252)	\$ 21,223,000	\$ -
Security Deposit	Restricted funds for customer security deposits	HRS 261-5	T	\$ 6,491,195	\$ -	\$ -	\$ -	\$ 6,491,195	\$ -
Special State CIP	Special funded capital improvement projects	HRS 261-4, HRS 261-5	B	\$ 71,730,029	\$ -	\$ (21,664,000)	\$ 21,664,000	\$ 71,730,029	\$ -
Special State CIP - Funded by Others	Project funded by private contribution	HRS261-4, HRS 261-5	R	\$ 131			\$ (131)	\$ -	\$ -
Reserve for Future CIP	Reserve for future airport capital improvement projects	HRS 261-4, HRS 261-5	W	\$ 57,638,527	\$ -	\$ -	\$ (21,664,000)	\$ 35,974,527	\$ -
Bond Revenue CIP Account	Restricted fund for existing and anticipated bond funded capital improvement projects.	HRS261-4, HRS261-5, HRS 39-61	E	\$ 213,141,261	\$ 150,000,000	\$ (153,331,289)	\$ -	\$ 209,809,972	\$ -
Passenger Facility Charge Special Fund	Passenger Facility Charge Program	HRS 261-5.5	B	\$ 91,830,518	\$ 34,341,000	\$ -	\$ (23,411,000)	\$ 102,760,518	\$ -
Special State CIP - Passenger Facility Charge	Projects funded by Passenger Facility Charge Program contributions	HRS 261-5.5	X	\$ 10,278,289	\$ -	\$ (23,411,000)	\$ 23,411,000	\$ 10,278,289	\$ -
Rental Motor Vehicle Customer Fac Chg Special Fund	Enhancement, renovation, operation and maintenance of rental car facilities	HRS 261-5.6	B	\$ 49,371,707	\$ 56,157,000		\$ (60,698,114)	\$ 44,830,593	\$ -
Special State CIP - Rental Motor Vehicle Customer Fac Charge	Projects funded by Consolidated Rent A Car Facility Charge Program	HRS 261-5.6	X/B	\$ 28,792,886	\$ 50,000,000	\$ (118,863,000)	\$ 50,070,114	\$ 10,000,000	\$ -
Airport System Interest Account	Payment of interest on outstanding bonds	HRS 261-5, HRS 39-61	W	\$ 23,068,731	\$ 43,033,988	\$ (43,810,662)	\$ (620,051)	\$ 21,672,006	\$ -
Airport System Serial & Principal Account	Principal payment on outstanding serial bonds	HRS 261-5, HRS 39-61	W	\$ 40,305,000	\$ 34,210,000	\$ (40,305,000)	\$ -	\$ 34,210,000	\$ -
Airport System Debt Service Reserve	Reserve for payment of principal, interest and premium for bonds outstanding	HRS 261-5, HRS 39-61	W	\$ 96,893,008	\$ -	\$ -	\$ -	\$ 96,893,008	\$ -
Airport System Major, Maintenance, Renewal/Replacement	Support deficiencies in interest, serial bond principal and sinking fund. Fund major maintenance and repair projects not recurring annually.	HRS 261-5, HRS 39-61	W	\$ 59,980,198	\$ -	\$ (3,000,000)	\$ 3,019,802	\$ 60,000,000	\$ -

Department of Transportation - Airports Division
 Non-General Fund Listing

Table 12

<u>Name of Fund</u>	<u>Purpose</u>	<u>Statutory Reference</u>	<u>MOF</u>	<u>Beginning FY14 Unencumbered Cash Balance</u>	<u>Estimated FY14 Revenues</u>	<u>Estimated FY14 Expenditures and Encumbrances</u>	<u>Estimated FY14 Net Transfers</u>	<u>Estimated FY14 Ending Unencumbered Cash Balance</u>	<u>Balance in Excess of Program Needs</u>
CFC Serial & Principal Account	Payment of principal & interest on outstanding CFC bonds	HRS 261-5.6	B	\$ -	\$ -	\$ (10,628,000)	\$ 10,628,000	\$ -	\$ -
General Obligation Bond Fund	Improvements to Ellison Onizuka Space Museum	HRS 39-3 (ACT 134 - SLH13)	C		\$ 3,000,000.00	\$ (1,500,000.00)		\$ 1,500,000	

Department of Transportation - Airports Division
Vacancy Summary

Table 13

Prog ID/Org	MOF	All Established Positions					Salaries and Wages		
		Total Permanent FTE	Total Vacant Permanent FTE	Total Temporary FTE	Total Vacant Temporary FTE	% Vacant	Budgeted Amount for All Positions	Budgeted Amount for All Filled Positions	Approximate Vacancy Savings Rate
TRN102/BC	B	618.50	104.75	6.00	6.00	17.7%	\$ 23,972,581	\$ 20,307,485	15.3%
TRN104/BC	B	30.00	1.00	0.00	0.00	3.3%	\$ 1,708,908	\$ 1,668,936	2.3%
TRN111/BD	B	82.00	7.00	0.00	0.00	8.5%	\$ 3,547,360	\$ 3,190,132	10.1%
TRN114/BE	B	86.00	9.00	0.00	0.00	10.5%	\$ 3,793,026	\$ 3,410,148	10.1%
TRN116/BE	B	6.00	2.00	0.00	0.00	33.3%	\$ 281,784	\$ 164,148	41.7%
TRN131/BF	B	162.00	20.00	0.00	0.00	12.3%	\$ 6,608,508	\$ 5,558,364	15.9%
TRN133/BF	B	8.00	3.00	0.00	0.00	37.5%	\$ 394,968	\$ 220,824	44.1%
TRN135/BF	B	11.00	1.00	0.00	0.00	9.1%	\$ 510,996	\$ 409,896	19.8%
TRN141/BF	B	13.00	0.00	0.00	0.00	0.0%	\$ 649,512	\$ 649,512	0.0%
TRN143/BF	B	9.00	3.00	0.00	0.00	33.3%	\$ 532,650	\$ 358,506	32.7%
TRN151/BF	B	11.00	1.00	0.00	0.00	9.1%	\$ 520,740	\$ 480,768	7.7%
TRN161/BG	B	101.00	11.00	0.00	0.00	10.9%	\$ 4,306,300	\$ 3,819,844	11.3%
TRN195/BB	B	140.00	25.00	1.00	0.00	17.7%	\$ 7,249,818	\$ 6,295,704	13.2%

Department of Transportation - Airports Division
 Vacant Positions as of November 30

Table 14

Prog ID	Date of Vacancy	Expected Fill Date	Position Number	Position Title	Exempt (Y/N)	SR Level	BU Code	Perm Temp (P/T)	FTE	MOF	Budgeted Amount	Actual Salary Last Paid	Authority to Hire (Y/N)	Occupied by 89 Day Hire (Y/N)	# of 89 Hire Appts	Describe if Filled by other Means	Priority # to Retain
TRN102BC	09/19/13		5491	Janitor II	N	BC02	1	P	1.00	B	\$ 33,228	\$ 33,228	Y	N			60
TRN102BC	08/01/11		5497	Heavy Truck Driver	N	BC07	1	P	1.00	B	\$ 39,972	\$ 39,972	Y	N			181
TRN102BC	02/21/12		5761	Electrician I	N	BC10	1	P	1.00	B	\$ 46,236	\$ 272	Y	Y	6		147
TRN102BC	08/01/12		5762	Building Constr Mtncce Supvr	N	F310	2	P	1.00	B	\$ 57,264	\$ 63,216	Y	N			144
TRN102BC	07/01/13		6522	Painter I	N	BC09	1	P	1.00	B	\$ 44,544	\$ 44,544	Y	N			185
TRN102BC	02/21/08		6524	Carpenter I	N	BC09	1	P	1.00	B	\$ 44,544	\$ 41,460	Y	N			158
TRN102BC	05/01/13		6548	School Custodial Services Supt	N	SR21	4	P	1.00	B	\$ 34,012	\$ 54,012	Y	N			58
TRN102BC	07/30/11		6760	Automotive Technician I	N	BC11	1	P	1.00	B	\$ 47,928	\$ 47,928	Y	N			137
TRN102BC	09/01/13		9668	Airport Operations Contr III	N	SR16	3	P	1.00	B	\$ 37,968	\$ 39,480	Y	N			22
TRN102BC	07/01/11		9670	Airport Operations Contr III	N	SR16	3	P	1.00	B	\$ 35,064	\$ 42,684	Y	N			23
TRN102BC	11/01/11		10358	Electrician I	N	BC10	1	P	1.00	B	\$ 46,236	\$ 46,236	Y	N			148
TRN102BC	12/09/10		10359	Electrician I	N	BC10	1	P	1.00	B	\$ 46,236	\$ 46,236	Y	N			149
TRN102BC	08/01/13		10360	Electrician I	N	BC10	1	P	1.00	B	\$ 46,236	\$ 46,236	Y	N	6		150
TRN102BC	12/31/12		10823	Airport Info Operator I	N	SR08	3	P	1.00	B	\$ 37,968	\$ 37,968	Y	N			130
TRN102BC	05/09/13		11045	Painter I	N	BC09	1	P	1.00	B	\$ 44,544	\$ 44,544	Y	N			186
TRN102BC	07/01/11		11865	Airport Operations Contr III	N	SR16	3	P	1.00	B	\$ 41,040	\$ 41,040	Y	N			24
TRN102BC	03/16/12		11868	Airport Operations Contr III	N	SR16	3	P	1.00	B	\$ 41,040	\$ 44,412	Y	N			25
TRN102BC	11/01/13		12659	Nursery Worker II	N	WS05	1	P	1.00	B	\$ 39,576	\$ 40,368	Y	N			183
TRN102BC	09/20/11		13253	Janitor II	N	BC02	1	P	1.00	B	\$ 33,228	\$ 33,228	Y	Y	4		61
TRN102BC	10/01/13		13256	Janitor II	N	BC02	1	P	1.00	B	\$ 33,228	\$ 33,228	Y	N			62
TRN102BC	06/24/89		13264	Janitor II (Hold ACT 111)	N	BC02	1	P	1.00	B	\$ 33,228	\$ -	N	N		Vice psn #102127	77
TRN102BC	11/01/13		15037	Groundskeeper II	N	WS02	1	P	1.00	B	\$ 35,544	\$ 36,252	Y	N			172
TRN102BC	08/19/13	01/02/14	15041	Groundskeeper I	N	BC02	1	P	1.00	B	\$ 33,228	\$ 33,228	Y	N			177
TRN102BC	08/01/91		15042	Groundskeeper I (Hold ACT 111)	N	WB02	1	P	1.00	B	\$ 33,228	\$ 18,852	N	N		Vice psn #102511	194
TRN102BC	05/01/13		15044	Power Mower Operator I	N	BC03	1	P	1.00	B	\$ 34,164	\$ 34,164	Y	N			188
TRN102BC	06/19/13		18858	Airport Info Operator I	N	SR08	3	P	1.00	B	\$ 26,700	\$ 26,700	Y	N			131
TRN102BC	12/01/12		18870	Visitor Inf Prgm Asst III	N	SR12	4	P	1.00	B	\$ 46,176	\$ 46,176	Y	N			112
TRN102BC	01/01/13		18890	Visitor Inf Prgm Asst II	N	SR10	3	P	1.00	B	\$ 31,212	\$ 31,212	Y	N			115
TRN102BC	08/01/13	01/02/14	19014	Janitor II	N	BC02	1	P	1.00	B	\$ 33,228	\$ 33,228	Y	Y	1		63
TRN102BC	12/31/09		21594	Electrician II	N	WS10	1	P	1.00	B	\$ 48,960	\$ 48,960	Y	N			152
TRN102BC	12/31/12	01/02/14	21835	Janitor II	N	BC02	1	P	1.00	B	\$ 33,228	\$ 33,228	Y	Y	1		64
TRN102BC	09/18/13		22602	Janitor II	N	BC02	1	P	1.00	B	\$ 33,228	\$ 33,228	Y	N			65
TRN102BC	09/09/13		22613	Janitor II	N	BC02	1	P	1.00	B	\$ 33,228	\$ 33,228	Y	N			66
TRN102BC	09/16/13		22708	Janitor II	N	BC02	1	P	1.00	B	\$ 33,228	\$ 33,228	Y	N			67
TRN102BC	06/03/13	01/02/14	22722	Janitor II	N	BC02	1	P	1.00	B	\$ 33,228	\$ 33,228	Y	Y	1		68
TRN102BC	10/01/13		23426	Airport Info Operator II	N	SR10	3	P	1.00	B	\$ 30,036	\$ 31,212	Y	N			132
TRN102BC	08/23/13	01/02/14	24214	Janitor II	N	BC02	1	P	1.00	B	\$ 33,228	\$ 33,228	Y	N			69
TRN102BC	05/01/12		25342	Airport Fire Commander (HIA)	N	EM04	34	P	1.00	B	\$ 97,272	\$ 97,272	Y	N			28
TRN102BC	08/29/13		25377	Airport Firefighter Recruit	N	SR15	11	P	1.00	B	\$ 54,336	\$ 44,676	Y	N			46
TRN102BC	07/01/13		25837	Carpenter I	N	BC09	1	P	1.00	B	\$ 44,544	\$ 44,544	Y	N			159
TRN102BC	05/01/12		26788	Automotive Technician I	N	BC11	1	P	1.00	B	\$ 47,928	\$ 47,928	Y	Y	6		138
TRN102BC	08/01/13		28661	Janitor III	N	WS02	1	P	1.00	B	\$ 35,544	\$ 35,544	Y	N			59
TRN102BC	10/01/11		29189	Building Maintenance Worker II	N	WS09	1	P	1.00	B	\$ 47,268	\$ 47,268	Y	N			145
TRN102BC	11/01/11		29240	Automotive Technician I	N	BC11	1	P	1.00	B	\$ 47,928	\$ 47,928	Y	N			139
TRN102BC	12/31/08		29241	Automotive Technician I	N	BC11	1	P	1.00	B	\$ 47,928	\$ 47,148	Y	N			140
TRN102BC	06/01/13		30318	Personnel Clerk III	N	SR09	63	P	1.00	B	\$ 41,040	\$ 41,040	Y	N			10
TRN102BC	12/31/12		30319	Visitor Inf Prgm Asst III	N	SR12	4	P	1.00	B	\$ 37,968	\$ 37,968	Y	N			113

Department of Transportation - Airports Division
 Vacant Positions as of November 30

Table 14

Prog ID	Date of Vacancy	Expected Fill Date	Position Number	Position Title	Exempt (Y/N)	SR Level	BU Code	Perm Temp (P/T)	FTE	MOF	Budgeted Amount	Actual Salary Last Paid	Authority to Hire (Y/N)	Occupied by 89 Day Hire (Y/N)	# of 89 Hire Appts	Describe if Filled by other Means	Priority # to Retain
TRN102BC	06/17/13		31029	General Laborer I	N	BC02	1	P	1.00	B	\$ 33,228	\$ 33,228	Y	N			175
TRN102BC	12/31/12		33254	Visitor Inf Prgm Asst II	N	SR10	3	P	1.00	B	\$ 36,516	\$ 36,516	Y	N			116
TRN102BC	09/24/13		33274	Groundskeeper I	N	BC02	1	P	1.00	B	\$ 33,228	\$ 33,228	Y	N			178
TRN102BC	11/30/13		35913	Assistant Airport Supt IV	N	SR22	13	P	1.00	B	\$ 49,332	\$ 51,300	Y	N			136
TRN102BC	11/01/13		37683	Janitor II	N	BC02	1	P	1.00	B	\$ 33,228	\$ 33,888	Y	N			70
TRN102BC	06/24/13		38267	Office Assistant III	N	SR08	3	P	1.00	B	\$ 25,668	\$ -	Y	N	3		14
TRN102BC	05/21/11		40651	General Laborer II	N	BC03	1	P	1.00	B	\$ 34,164	\$ 34,164	Y	N			168
TRN102BC	02/27/10		41682	Building Const Inspector II	N	SR19	3	P	1.00	B	\$ 39,480	\$ 51,936	Y	N	4		142
TRN102BC	07/16/13	01/02/14	41701	General Laborer I	N	BC02	1	P	1.00	B	\$ 33,228	\$ 33,228	Y	N			176
TRN102BC	08/16/11		41705	Heavy Truck Driver	N	BC07	1	P	1.00	B	\$ 39,972	\$ 39,972	Y	N			182
TRN102BC	06/28/13	01/02/14	41726	Carpet Cleaner I	N	BC04	1	P	1.00	B	\$ 35,544	\$ 35,544	Y	N			160
TRN102BC	08/01/11		41943	Visitor Inf Prgm Asst I	N	SR08	3	P	0.75	B	\$ 19,251	\$ 21,402	Y	N	1		120
TRN102BC	11/21/10		41966	Visitor Inf Prgm Asst I	N	SR08	3	P	0.50	B	\$ 12,834	\$ -	Y	N			121
TRN102BC	02/01/13		46419	Electrician I	N	BC10	1	P	1.00	B	\$ 46,236	\$ 46,236	Y	N			151
TRN102BC	07/16/13		46675	Carpet Cleaner II	N	WS04	1	P	1.00	B	\$ 38,052	\$ 38,052	Y	N			157
TRN102BC	07/01/13	01/02/14	46690	Janitor II	N	BC02	1	P	1.00	B	\$ 33,228	\$ 33,228	Y	N			71
TRN102BC	10/01/13		46692	Janitor II	N	BC02	1	P	1.00	B	\$ 33,228	\$ 33,228	Y	N			72
TRN102BC	07/19/13	01/02/14	46828	Groundskeeper I	N	BC02	1	P	1.00	B	\$ 33,228	\$ 33,228	Y	N			179
TRN102BC	05/16/13		46833	Groundskeeper II	N	WS02	1	P	1.00	B	\$ 35,544	\$ 35,544	Y	N			173
TRN102BC	02/16/11		48286	General Laborer II	N	BC03	1	P	1.00	B	\$ 34,164	\$ 34,164	Y	N	3		169
TRN102BC	06/16/12		48353	Office Assistant III	N	SR08	3	P	1.00	B	\$ 25,668	\$ 36,516	Y	Y	6		15
TRN102BC	10/01/07		49247	Automated Sys Equipment Tech	N	BC14	1	P	1.00	B	\$ 53,532	\$ 49,812	Y	N			164
TRN102BC	02/12/11		49747	Street Sweeper Operator	N	BC09	1	P	1.00	B	\$ 44,544	\$ 44,544	Y	N			190
TRN102BC	06/18/08		49748	Street Sweeper Operator	N	BC09	1	P	1.00	B	\$ 44,544	\$ 42,144	Y	N			191
TRN102BC	09/20/10		49765	Visitor Inf Prgm Asst II	N	SR10	3	P	0.50	B	\$ 13,878	\$ 14,418	Y	N	1		117
TRN102BC	08/05/13		49787	Visitor Inf Prgm Asst III	N	SR12	4	P	1.00	B	\$ 35,064	\$ 36,516	Y	Y			114
TRN102BC	06/03/13		119117	Airport Operations Contr III	N	SR16	3	P	1.00	B	\$ 49,932	\$ 49,932	Y	Y	3		26
TRN102BC	01/01/14		94100D	Janitor II	N	BC02	1	P	1.00	B	\$ 16,614	\$ -	N	N			79
TRN102BC	01/01/14		94101D	Janitor II	N	BC02	1	P	1.00	B	\$ 16,614	\$ -	N	N			80
TRN102BC	01/01/14		94102D	Janitor II	N	BC02	1	P	1.00	B	\$ 16,614	\$ -	N	N			81
TRN102BC	01/01/14		94103D	Janitor II	N	BC02	1	P	1.00	B	\$ 16,614	\$ -	N	N			82
TRN102BC	01/01/14		94104D	Janitor II	N	BC02	1	P	1.00	B	\$ 16,614	\$ -	N	N			83
TRN102BC	01/01/14		94105D	Janitor II	N	BC02	1	P	1.00	B	\$ 16,614	\$ -	N	N			84
TRN102BC	01/01/14		94106D	Janitor II	N	BC02	1	P	1.00	B	\$ 16,614	\$ -	N	N			85
TRN102BC	01/01/14		94107D	Janitor II	N	BC02	1	P	1.00	B	\$ 16,614	\$ -	N	N			86
TRN102BC	01/01/14		94108D	Janitor II	N	BC02	1	P	1.00	B	\$ 16,614	\$ -	N	N			87
TRN102BC	01/01/14		94109D	Janitor II	N	BC02	1	P	1.00	B	\$ 16,614	\$ -	N	N			88
TRN102BC	01/01/14		94110D	Janitor II	N	BC02	1	P	1.00	B	\$ 16,614	\$ -	N	N			89
TRN102BC	01/01/14		94111D	Janitor II	N	BC02	1	P	1.00	B	\$ 16,614	\$ -	N	N			90
TRN102BC	01/01/14		94112D	Janitor II	N	BC02	1	P	1.00	B	\$ 16,614	\$ -	N	N			91
TRN102BC	01/01/14		94113D	Janitor II	N	BC02	1	P	1.00	B	\$ 16,614	\$ -	N	N			92
TRN102BC	01/01/14		94114D	Janitor II	N	BC02	1	P	1.00	B	\$ 16,614	\$ -	N	N			93
TRN102BC	01/01/14		94115D	Janitor II	N	BC02	1	P	1.00	B	\$ 16,614	\$ -	N	N			94
TRN102BC	01/01/14		94116D	Janitor II	N	BC02	1	P	1.00	B	\$ 16,614	\$ -	N	N			95
TRN102BC	01/01/14		94117D	Janitor II	N	BC02	1	P	1.00	B	\$ 16,614	\$ -	N	N			96
TRN102BC	01/01/14		94118D	Janitor II	N	BC02	1	P	1.00	B	\$ 16,614	\$ -	N	N			97
TRN102BC	01/01/14		94119D	Janitor II	N	BC02	1	P	1.00	B	\$ 16,614	\$ -	N	N			98

Department of Transportation - Airports Division
 Vacant Positions as of November 30

Table 14

Prog ID	Date of Vacancy	Expected Fill Date	Position Number	Position Title	Exempt (Y/N)	SR Level	BU Code	Perm Temp (P/T)	FTE	MOF	Budgeted Amount	Actual Salary Last Paid	Authority to Hire (Y/N)	Occupied by 89 Day Hire (Y/N)	# of 89 Hire Appts	Describe if Filled by other Means	Priority # to Retain
TRN102BC	01/01/14		94120D	Janitor II	N	BC02	1	P	1.00	B	\$ 16,614	\$ -	N	N			99
TRN102BC	01/01/14		94121D	Janitor II	N	BC02	1	P	1.00	B	\$ 16,614	\$ -	N	N			100
TRN102BC	01/01/14		94122D	Janitor II	N	BC02	1	P	1.00	B	\$ 16,614	\$ -	N	N			101
TRN102BC	01/01/14		94123D	Janitor II	N	BC02	1	P	1.00	B	\$ 16,614	\$ -	N	N			102
TRN102BC	01/01/14		94124D	Janitor II	N	BC02	1	P	1.00	B	\$ 16,614	\$ -	N	N			103
TRN102BC	01/01/14		94125D	Janitor II	N	BC02	1	P	1.00	B	\$ 16,614	\$ -	N	N			104
TRN102BC	01/01/14		94126D	Janitor II	N	BC02	1	P	1.00	B	\$ 16,614	\$ -	N	N			105
TRN102BC	01/01/14		94127D	Janitor II	N	BC02	1	P	1.00	B	\$ 16,614	\$ -	N	N			106
TRN102BC	01/01/14		94128D	Janitor II	N	BC02	1	P	1.00	B	\$ 16,614	\$ -	N	N			107
TRN102BC	01/01/14		94129D	Janitor II	N	BC02	1	P	1.00	B	\$ 16,614	\$ -	N	N			108
TRN102BC	01/01/14		94130D	Janitor II	N	BC02	1	P	1.00	B	\$ 16,614	\$ -	N	N			109
TRN102BC	01/01/14		94131D	Janitor II	N	BC02	1	P	1.00	B	\$ 16,614	\$ -	N	N			110
TRN104BC	11/16/12		52882	Airport Optns & Mtncce Wkr I	N	BC07	1	P	1.00	B	\$ 39,972	\$ 39,972	Y	N			127
TRN111BD	08/11/13	01/02/14	9182	Janitor II	N	BC02	1	P	1.00	B	\$ 33,228	\$ 33,228	Y	N	1		73
TRN111BD	11/10/13		18911	Visitor Inf Prgm Asst I	N	SR08	3	P	1.00	B	\$ 26,700	\$ 26,700	Y	N			122
TRN111BD	08/04/13		18912	Visitor Inf Prgm Asst II	N	SR10	3	P	1.00	B	\$ 27,756	\$ 28,836	Y	N			118
TRN111BD	05/03/13		25422	Airport Fire Captain	N	SR25	21	P	1.00	B	\$ 77,328	\$ 74,364	Y	N			30
TRN111BD	12/31/11		29253	Airport Fire Lieutenant	N	SR23	11	P	1.00	B	\$ 61,128	\$ 80,436	Y	N			31
TRN111BD	11/01/13		29254	Airport Fire Lieutenant	N	SR23	11	P	1.00	B	\$ 77,328	\$ 77,328	Y	N			32
TRN111BD	09/10/12		48918	Gen Constr & Mtncce Supvr II	N	F210	2	P	1.00	B	\$ 53,760	\$ 55,932	Y	N			125
TRN114BE	03/31/13	01/02/14	22411	General Laborer II	N	BC02	1	P	1.00	B	\$ 34,164	\$ 34,164	Y	Y			170
TRN114BE	05/20/13		26492	Airport Fire Lieutenant	N	SR23	11	P	1.00	B	\$ 71,496	\$ 71,496	Y	N	5		33
TRN114BE	12/22/11		29251	Airport Fire Equipment Optr	N	SR21	11	P	1.00	B	\$ 56,508	\$ 63,564	Y	N			37
TRN114BE	08/25/12		48914	Airport Operations Contr II	N	SR14	3	P	1.00	B	\$ 32,424	\$ 36,516	Y	N			27
TRN114BE	08/23/13		49769	Visitor Inf Prgm Asst II	N	SR10	3	P	1.00	B	\$ 33,756	\$ 35,064	Y	N			119
TRN114BE	11/01/12		52880	Airport Optns Cont Ut Supvr I	N	SR18	4	P	1.00	B	\$ 42,684	\$ 42,684	Y	N	2		21
TRN114BE	02/06/08		118887	Painter I	N	BC09	1	P	1.00	B	\$ 44,544	\$ -	N	N			187
TRN114BE	03/08/11		118889	Electrician II	N	WS10	1	P	1.00	B	\$ 48,960	\$ -	N	N			153
TRN114BE	01/01/14		94132D	Janitor Supervisor I	N	F102	2	P	1.00	B	\$ 18,342	\$ -	N	N			78
TRN116BE	02/06/08		118885	Airport Fire Lieutenant	N	SR23	11	P	1.00	B	\$ 61,128	\$ -	N	N			34
TRN116BE	02/06/08		118886	Airport Fire Equipment Optr	N	SR21	11	P	1.00	B	\$ 56,508	\$ -	N	N			38
TRN131BF	11/01/11		25431	Airport Fire Equipment Optr	N	SR21	11	P	1.00	B	\$ 56,508	\$ 63,564	Y	N			39
TRN131BF	06/15/12		27711	Airport Fire Equipment Optr	N	SR21	11	P	1.00	B	\$ 56,508	\$ 63,564	Y	N			40
TRN131BF	12/01/12		29235	Airport Fire Commander (Maui)	N	SR27	91	P	1.00	B	\$ 94,092	\$ 94,092	Y	N			29
TRN131BF	09/16/13		31460	Automotive Mechanic Helper	N	BC05	1	P	1.00	B	\$ 36,960	\$ 36,960	Y	N			133
TRN131BF	05/08/13	01/02/14	36498	Visitor Inf Prgm Asst I	N	SR08	3	P	1.00	B	\$ 25,668	\$ 35,064	Y	N			123
TRN131BF	05/21/12	01/02/14	36500	Visitor Inf Prgm Asst I	N	SR08	3	P	1.00	B	\$ 25,668	\$ 25,668	Y	N			124
TRN131BF	06/30/13		41793	Janitor II	N	BC02	1	P	1.00	B	\$ 33,228	\$ 33,228	Y	N			74
TRN131BF	08/15/12		43619	Janitor Superintendent	N	GF02	2	P	1.00	B	\$ 44,232	\$ 44,232	Y	N	1		6
TRN131BF	11/10/08		43624	Carpet Cleaner I	N	BC04	1	P	1.00	B	\$ 35,544	\$ 35,148	Y	N			162
TRN131BF	11/01/10		46725	Airport Baggage Attendant I	N	SR10	3	P	1.00	B	\$ 33,756	\$ 33,756	Y	N			167
TRN131BF	07/14/09		47516	Engineer IV	N	SR24	13	P	1.00	B	\$ 51,312	\$ 45,840	Y	N			48
TRN131BF	07/01/13		48795	Carpet Cleaner I	N	BC04	1	P	1.00	B	\$ 35,544	\$ 35,544	Y	N			161
TRN131BF	08/30/08		48797	Carpet Cleaner I	N	BC04	1	P	1.00	B	\$ 35,544	\$ 35,148	Y	N			163
TRN131BF	07/01/07		119033	Airports District Manager I	N	EM03	35	P	1.00	B	\$ 65,088	\$ -	N	N			193
TRN131BF	06/29/13		119470	Account Clerk III	N	SR11	3	P	1.00	B	\$ 31,212	\$ 28,836	Y	N			165
TRN131BF	07/01/12		93012D	Property Manager IV	N	SR22	13	P	1.00	B	\$ 44,412	\$ -	N	N			52

Department of Transportation - Airports Division
 Vacant Positions as of November 30

Table 14

Prog ID	Date of Vacancy	Expected Fill Date	Position Number	Position Title	Exempt (Y/N)	SR Level	BU Code	Perm Temp (P/T)	FTE	MOF	Budgeted Amount	Actual Salary Last Paid	Authority to Hire (Y/N)	Occupied by 89 Day Hire (Y/N)	# of 89 Hire Appts	Describe if Filled by other Means	Priority # to Retain
TRN131BF	07/02/12		93100D	Office Assistant III	N	SR08	3	P	1.00	B	\$ 25,668	\$ -	N	N			19
TRN131BF	07/03/12		93101D	Office Assistant III	N	SR08	3	P	1.00	B	\$ 25,668	\$ -	N	N			20
TRN131BF	07/10/12		93109D	Plumber I	N	BC10	1	P	1.00	B	\$ 46,236	\$ -	N	N			156
TRN131BF	07/11/12		93110D	Automotive Technician I	N	BC11	1	P	1.00	B	\$ 47,928	\$ -	N	N			141
TRN133BF	02/06/08		118876	Airport Fire Equipment Optr	N	SR21	11	P	1.00	B	\$ 56,508	\$ -	N	N			41
TRN133BF	02/06/08		118878	Airport Fire Equipment Optr	N	SR21	11	P	1.00	B	\$ 56,508	\$ -	N	N			42
TRN133BF	02/06/08		118882	Airport Fire Lieutenant	N	SR23	11	P	1.00	B	\$ 61,128	\$ -	N	N			35
TRN135BF	07/17/13		45607	Airport Fire Equipment Optr	N	SR21	11	P	1.00	B	\$ 61,128	\$ 61,128	Y	N			43
TRN135BF	11/16/12		118975	Airport Optns & Mtncce Wkr I	N	BC07	1	P	1.00	B	\$ 39,972	\$ 39,972	Y	N			128
TRN143BF	02/06/08		118879	Airport Fire Equipment Optr	N	SR21	11	P	1.00	B	\$ 56,508	\$ -	N	N			44
TRN143BF	02/06/08		118880	Airport Fire Equipment Optr	N	SR21	11	P	1.00	B	\$ 56,508	\$ -	N	N			45
TRN143BF	02/06/08		118884	Airport Fire Lieutenant	N	SR23	11	P	1.00	B	\$ 61,128	\$ -	N	N			36
TRN151BF	12/01/11		118973	Airport Optns & Mtncce Wkr I	N	BC07	1	P	1.00	B	\$ 39,972	\$ 39,972	Y	N			129
TRN161BG	05/16/13		7885	Business Services Supvr I	N	SR16	3	P	1.00	B	\$ 35,604	\$ 35,064	Y	N			4
TRN161BG	09/01/13		7888	Gen Constr & Mtncce Supvr II	N	F210	2	P	1.00	B	\$ 59,352	\$ 61,728	Y	N			126
TRN161BG	09/01/13		23489	Assistant Airport Supt V	N	SR24	93	P	1.00	B	\$ 62,424	\$ 67,488	Y	N			2
TRN161BG	07/13/05		26557	Maintenance Mechanic I	N	BC09	1	P	1.00	B	\$ 44,544	\$ 36,340	Y	N			155
TRN161BG	05/01/13		41868	Janitor II	N	BC02	1	P	1.00	B	\$ 33,228	\$ 33,228	Y	N			75
TRN161BG	09/03/13		41870	Janitor II	N	BC02	1	P	1.00	B	\$ 33,228	\$ 33,228	Y	N			76
TRN161BG	11/01/12		45236	Maintenance Mechanic I	N	BC09	1	P	1.00	B	\$ 44,544	\$ 44,544	Y	N			154
TRN161BG	11/01/12		46090	Equipment Operator I	N	BC04	1	P	1.00	B	\$ 35,544	\$ 35,544	Y	N			180
TRN161BG	06/01/13		46410	Building Maintenance Supvr I	N	F109	2	P	1.00	B	\$ 50,520	\$ 50,520	Y	N			3
TRN161BG	01/03/12	01/02/14	52881	Groundskeeper II	N	WS02	1	P	1.00	B	\$ 31,800	\$ 35,544	Y	N			171
TRN161BG	07/01/07		119032	Airport District Manager I	N	EM03	35	P	1.00	B	\$ 55,668	\$ -	N	N			192
TRN195BB	07/01/13		18865	Visitor Inf Specialist IV	N	SR22	23	P	1.00	B	\$ 53,352	\$ -	Y	Y	1		111
TRN195BB	11/05/11		21767	Engineer V	N	SR26	13	P	1.00	B	\$ 55,500	\$ 64,920	Y	N			47
TRN195BB	09/03/13		21774	Secretary I	N	SR12	3	P	1.00	B	\$ 39,480	\$ 39,480	Y	N			11
TRN195BB	04/24/13		21807	Account Clerk III	N	SR11	3	P	1.00	B	\$ 28,836	\$ 28,836	Y	N			166
TRN195BB	12/14/12		22226	Contracts Assistant I	N	SR13	3	P	1.00	B	\$ 31,212	\$ 31,212	Y	N			13
TRN195BB	11/01/13		28705	Personnel Mgmt Specialist IV	N	SR20	73	P	1.00	B	\$ 45,576	\$ 43,812	Y	N			8
TRN195BB	05/30/09	01/02/14	31434	Building Const Inspector II	N	SR19	3	P	1.00	B	\$ 39,480	\$ 56,172	Y	N			143
TRN195BB	10/01/13		42929	Airports Operations Officer	N	EM07	35	P	1.00	B	\$ 90,828	\$ 94,464	Y	N			5
TRN195BB	07/11/12	01/02/14	42930	Office Assistant III	N	SR08	3	P	1.00	B	\$ 25,668	\$ -	Y	Y	7		16
TRN195BB	01/09/10		43935	Office Assistant III	N	SR08	3	P	1.00	B	\$ 25,668	\$ -	Y	N			18
TRN195BB	09/16/11		44377	Office Assistant III	N	SR08	3	P	1.00	B	\$ 25,668	\$ 30,804	Y	Y	1		17
TRN195BB	06/01/12		46089	Civil Rights Specialist III	N	SR20	13	P	1.00	B	\$ 45,576	\$ 73,044	Y	Y	2		146
TRN195BB	06/15/13		46918	Personnel Mgmt Specialist IV	N	SR22	73	P	1.00	B	\$ 45,576	\$ 45,576	Y	N	2		9
TRN195BB	05/04/13		52851	Contracts Assistant I	N	SR13	3	P	1.00	B	\$ 31,212	\$ -	Y	N			12
TRN195BB	03/01/13		52925	Property Manager IV	N	SR18	13	P	1.00	B	\$ 45,576	\$ -	Y	Y	6		51
TRN195BB	11/25/11		111675	Engineer III	N	SR22	13	P	1.00	B	\$ 51,312	\$ -	Y	Y	5		49
TRN195BB	07/16/13		113310	Environmental Health Spclt IV	N	SR22	13	P	1.00	B	\$ 49,332	\$ 51,300	Y	N			50
TRN195BB	05/24/11		117969	Architect V	N	SR26	13	P	1.00	B	\$ 55,500	\$ 55,500	Y	N			135
TRN195BB	01/01/14		119505	Airports Administrator	N	ES01	35	P	1.00	B	\$ 40,644	\$ -	N	N			1
TRN195BB	01/01/14		94133D	Info Tech Specialist IV	N	SR22	13	P	1.00	B	\$ 22,788	\$ -	N	N			174
TRN195BB	01/01/14		94134D	Property Manager III	N	SR20	13	P	1.00	B	\$ 21,066	\$ -	N	N			53
TRN195BB	01/01/14		94135D	Property Manager III	N	SR20	13	P	1.00	B	\$ 21,066	\$ -	N	N			54
TRN195BB	01/01/14		94136D	Property Manager III	N	SR20	13	P	1.00	B	\$ 21,066	\$ -	N	N			55

Department of Transportation - Airports Division
 Vacant Positions as of November 30

Table 14

<u>Prog ID</u>	<u>Date of Vacancy</u>	<u>Expected Fill Date</u>	<u>Position Number</u>	<u>Position Title</u>	<u>Exempt (Y/N)</u>	<u>SR Level</u>	<u>BU Code</u>	<u>Perm. Temp (P/T)</u>	<u>FTE</u>	<u>MOF</u>	<u>Budgeted Amount</u>	<u>Actual Salary Last Paid</u>	<u>Authority to Hire (Y/N)</u>	<u>Occupied by 89 Day Hire (Y/N)</u>	<u># of 89 Hire Appts</u>	<u>Describe if Filled by other Means</u>	<u>Priority # to Retain</u>
TRN195BB	01/01/14		94137D	Property Manager III	N	SR20	13	P	1.00	B	\$ 21,066	\$ -	N	N			56
TRN195BB	01/01/14		94138D	Property Manager III	N	SR20	13	P	1.00	B	\$ 21,066	\$ -	N	N			57

Department of Transportation - Airports Division
Personnel Separations

Table 15

<u>Prog ID/Org</u>	<u>Separation Date</u>	<u>Position Number</u>	<u>Position Title</u>	<u>Exempt (Y/N)</u>	<u>SR Level</u>	<u>BU Code</u>	<u>T/P</u>	<u>MOF</u>	<u>Budgeted FTE</u>	<u>Budgeted Salary</u>	<u>Actual FTE</u>	<u>Actual Salary</u>
TRN102BC	06/30/11	28294	Airport Fire Lieutenant	N	SR23	11	P	B	1.00	\$ 68,772	1.00	\$ 80,436
TRN102BC	06/30/11	9670	Airport Operations Contr III	N	SR16	3	P	B	1.00	\$ 35,064	1.00	\$ 42,684
TRN102BC	06/30/11	11865	Airport Operations Contr III	N	SR16	3	P	B	1.00	\$ 41,040	1.00	\$ 41,040
TRN102BC	06/30/11	30211	Janitor III	N	WS02	1	P	B	1.00	\$ 35,544	1.00	\$ 35,544
TRN102BC	06/30/11	2702	Janitor Supervisor II	N	F202	2	P	B	1.00	\$ 39,828	1.00	\$ 43,092
TRN102BC	06/30/11	6542	Janitor Supervisor II	N	F202	2	P	B	1.00	\$ 39,828	1.00	\$ 39,036
TRN102BC	06/30/11	6521	Painter I	N	BC09	1	P	B	1.00	\$ 44,544	1.00	\$ 44,544
TRN104BC	06/30/11	8091	Airport Optns & Mtnce Wkr III	N	F107	2	P	B	1.00	\$ 44,232	1.00	\$ 44,232
TRN161BG	06/30/11	27668	Airport Firefighter	N	SR17	11	P	B	1.00	\$ 48,324	1.00	\$ 48,324
TRN114BE	07/01/11	18875	Business Services Supvr II	N	SR18	4	P	B	1.00	\$ 37,968	1.00	\$ 42,684
TRN102BC	07/09/11	13270	Janitor II	N	BC02	1	P	B	1.00	\$ 33,228	1.00	\$ 33,228
TRN102BC	07/13/11	30212	Janitor III	N	WS02	1	P	B	1.00	\$ 35,544	1.00	\$ 35,544
TRN102BC	07/29/11	6760	Automotive Technician I	N	BC11	1	P	B	1.00	\$ 47,928	1.00	\$ 47,928
TRN102BC	07/30/11	22622	Janitor II	N	BC02	1	P	B	1.00	\$ 33,228	1.00	\$ 33,228
TRN102BC	07/30/11	22590	Janitor III	N	WS02	1	P	B	1.00	\$ 35,544	1.00	\$ 35,544
TRN161BG	08/03/11	5229	Airports District Manager II	N	EM05	35	P	B	1.00	\$ 71,760	1.00	\$ 73,344
TRN111BD	08/17/11	9182	Janitor II	N	BC02	1	P	B	1.00	\$ 33,228	1.00	\$ 33,228
TRN102BC	09/03/11	18886	Visitor Inf Prgm Asst II	N	SR10	3	P	B	1.00	\$ 27,756	1.00	\$ 30,036
TRN102BC	09/07/11	22589	Janitor III	N	WS02	1	P	B	1.00	\$ 35,544	1.00	\$ 35,544
TRN102BC	09/19/11	13253	Janitor II	N	BC02	1	P	B	1.00	\$ 33,228	1.00	\$ 33,228
TRN102BC	09/26/11	46696	Janitor II	N	BC02	1	P	B	1.00	\$ 33,228	1.00	\$ 33,228
TRN102BC	09/30/11	29189	Building Maintenance Worker II	N	WS09	1	P	B	1.00	\$ 47,268	1.00	\$ 47,268
TRN102BC	09/30/11	5492	Construction & Mtnce Supt V	N	SR24	4	P	B	1.00	\$ 68,388	1.00	\$ 65,784
TRN102BC	09/30/11	18887	Visitor Inf Prgm Asst I	N	SR08	3	P	B	1.00	\$ 25,668	1.00	\$ 36,516
TRN131BF	09/30/11	36498	Visitor Inf Prgm Asst I	N	SR08	3	P	B	1.00	\$ 25,668	1.00	\$ 35,064
TRN102BC	10/15/11	22634	Janitor II	N	BC02	1	P	B	1.00	\$ 33,228	1.00	\$ 33,228
TRN102BC	10/17/11	13273	Airport Baggage Attendant I	N	SR10	3	P	B	1.00	\$ 28,836	1.00	\$ 35,064
TRN131BF	10/20/11	27712	Airport Firefighter	N	SR17	11	P	B	1.00	\$ 48,324	1.00	\$ 50,244
TRN102BC	10/31/11	45556	Assistant Airport Supt IV	N	SR22	13	P	B	1.00	\$ 45,576	1.00	\$ 47,412
TRN102BC	10/31/11	29240	Automotive Technician I	N	BC11	1	P	B	1.00	\$ 47,928	1.00	\$ 47,928
TRN102BC	10/31/11	10358	Electrician I	N	BC10	1	P	B	1.00	\$ 46,236	1.00	\$ 46,236
TRN131BF	11/02/11	41827	Janitor II	N	BC02	1	P	B	1.00	\$ 33,228	1.00	\$ 33,228
TRN102BC	11/03/11	21831	Janitor II	N	BC02	1	P	B	1.00	\$ 33,228	1.00	\$ 33,228
TRN195BB	11/04/11	21767	Engineer V	N	SR26	13	P	B	1.00	\$ 55,500	1.00	\$ 64,920
TRN131BF	11/24/11	27717	Airport Firefighter	N	SR17	11	P	B	1.00	\$ 48,324	1.00	\$ 48,324
TRN195BB	11/25/11	111675	Engineer III	N	SR22	13	P	B	1.00	\$ 51,312	1.00	\$ 45,576

Department of Transportation - Airports Division
Personnel Separations

Table 15

<u>Prog ID/Org</u>	<u>Separation Date</u>	<u>Position Number</u>	<u>Position Title</u>	<u>Exempt (Y/N)</u>	<u>SR Level</u>	<u>BU Code</u>	<u>T/P</u>	<u>MOF</u>	<u>Budgeted FTE</u>	<u>Budgeted Salary</u>	<u>Actual FTE</u>	<u>Actual Salary</u>
TRN102BC	11/28/11	18874	Visitor Inf Prgm Asst II	N	SR10	3	P	B	1.00	\$ 27,756	1.00	\$ 28,836
TRN195BB	11/30/11	41685	Engineer IV	N	SR24	13	P	B	1.00	\$ 51,312	1.00	\$ 60,024
TRN133BF	11/30/11	118973	Airport Optns & Mtnc Wkr I	N	BC07	1	P	B	1.00	\$ 39,972	1.00	\$ 39,972
TRN102BC	12/30/11	5491	Janitor II	N	BC02	1	P	B	1.00	\$ 33,228	1.00	\$ 33,228
TRN102BC	12/30/11	37627	Janitor II	N	BC02	1	P	B	1.00	\$ 33,228	1.00	\$ 33,228
TRN111BD	12/30/11	29250	Airport Fire Commander	N	SR26	91	P	B	1.00	\$ 77,328	1.00	\$ 77,328
TRN111BD	12/30/11	29253	Airport Fire Lieutenant	N	SR23	11	P	B	1.00	\$ 61,128	1.00	\$ 80,436
TRN111BD	12/30/11	18912	Visitor Inf Prgm Asst II	N	SR10	3	P	B	1.00	\$ 27,756	1.00	\$ 33,756
TRN131BF	12/30/11	29231	Airport Fire Captain	N	SR25	21	P	B	1.00	\$ 71,496	1.00	\$ 86,988
TRN102BC	01/09/12	37635	Janitor II	N	BC02	1	P	B	1.00	\$ 33,228	1.00	\$ 33,228
TRN102BC	01/31/12	22724	Janitor II	N	BC02	1	P	B	1.00	\$ 33,228	1.00	\$ 33,228
TRN102BC	01/31/12	52854	Painter II	N	WS09	1	P	B	1.00	\$ 47,268	1.00	\$ 47,268
TRN102BC	01/31/12	5761	Electrician I	N	BC10	1	P	B	1.00	\$ 46,236	1.00	\$ 46,236
TRN102BC	01/31/12	52846	Carpet Cleaner I	N	BC04	1	P	B	1.00	\$ 35,544	1.00	\$ 35,544
TRN102BC	01/31/12	43086	Office Assistant III	N	SR08	3	P	B	1.00	\$ 25,668	1.00	\$ 34,692
TRN102BC	04/02/12	119119	Airport Operations Contr II	N	SR14	3	P	B	1.00	\$ 32,424	1.00	\$ 32,424
TRN102BC	04/27/12	46842	General Laborer I	N	BC02	1	P	B	1.00	\$ 33,228	1.00	\$ 33,228
TRN102BC	04/28/12	26582	Janitor II	N	BC02	1	P	B	1.00	\$ 33,228	1.00	\$ 33,228
TRN102BC	04/30/12	25342	Airport Fire Commander (HIA)	N	EM04	34	P	B	1.00	\$ 97,272	1.00	\$ 97,272
TRN131BF	04/30/12	41836	Janitor II	N	BC02	1	P	B	1.00	\$ 33,228	1.00	\$ 33,228
TRN102BC	04/30/12	26788	Automotive Technician I	N	BC11	1	P	B	1.00	\$ 47,928	1.00	\$ 47,928
TRN131BF	04/30/12	41736	Groundskeeper I	N	BC02	1	P	B	1.00	\$ 33,228	1.00	\$ 33,228
TRN195BB	04/30/12	6256	Engineer III	N	SR22	13	P	B	1.00	\$ 45,576	1.00	\$ 45,576
TRN111BD	05/18/12	8507	General Laborer I	N	BC02	1	P	B	1.00	\$ 33,228	1.00	\$ 33,228
TRN135BF	05/30/12	118976	Airport Optns & Mtnc Wkr I	N	BC07	1	P	B	1.00	\$ 39,972	1.00	\$ 39,972
TRN102BC	05/31/12	41731	Groundskeeper I	N	BC02	1	P	B	1.00	\$ 33,228	1.00	\$ 33,228
TRN102BC	05/31/12	21836	Janitor II	N	BC02	1	P	B	1.00	\$ 33,228	1.00	\$ 33,228
TRN161BG	05/31/12	8509	Janitor II	N	BC02	1	P	B	1.00	\$ 33,228	1.00	\$ 33,228
TRN102BC	06/14/12	22599	Janitor II	N	BC02	1	P	B	1.00	\$ 33,228	1.00	\$ 33,228
TRN102BC	06/22/12	5517	General Laborer II	N	BC03	1	P	B	1.00	\$ 34,164	1.00	\$ 34,164
TRN102BC	06/30/12	7958	Airports District Manager III	N	EM07	35	P	B	1.00	\$ 89,544	1.00	\$ 89,544
TRN114BE	06/30/12	45411	Janitor II	N	BC02	1	P	B	1.00	\$ 33,228	1.00	\$ 33,228
TRN131BF	06/30/12	41847	Janitor III	N	WS02	1	P	B	1.00	\$ 35,544	1.00	\$ 35,544
TRN195BB	06/30/12	42930	Office Assistant III	N	SR08	3	P	B	1.00	\$ 25,668	1.00	\$ 25,668
TRN102BC	06/30/12	41726	Carpet Cleaner I	N	BC04	1	P	B	1.00	\$ 35,544	1.00	\$ 35,544
TRN114BE	08/24/12	48914	Airport Operations Contr II	N	SR14	3	P	B	1.00	\$ 32,424	1.00	\$ 36,516

Department of Transportation - Airports Division
Personnel Separations

Table 15

<u>Prog ID/Org</u>	<u>Separation Date</u>	<u>Position Number</u>	<u>Position Title</u>	<u>Exempt (Y/N)</u>	<u>SR Level</u>	<u>BU Code</u>	<u>T/P</u>	<u>MOF</u>	<u>Budgeted FTE</u>	<u>Budgeted Salary</u>	<u>Actual FTE</u>	<u>Actual Salary</u>
TRN102BC	08/28/12	119113	Assistant Airport Supt IV	N	SR22	13	P	B	1.00	\$ 45,576	1.00	\$ 45,576
TRN102BC	08/31/12	24817	Painter I	N	BC09	1	P	B	1.00	\$ 44,544	1.00	\$ 44,544
TRN102BC	08/31/12	36714	Secretary II	N	SR14	3	P	B	1.00	\$ 32,424	1.00	\$ 49,932
TRN131BF	09/06/12	48613	Janitor Supervisor I	N	F102	2	P	B	1.00	\$ 36,684	1.00	\$ 36,684
TRN111BD	09/09/12	48918	Gen Constr & Mtnce Supvr II	N	F210	2	P	B	1.00	\$ 53,760	1.00	\$ 55,932
TRN195BB	09/20/12	49189	Account Clerk IV	N	SR13	3	P	B	1.00	\$ 31,212	1.00	\$ 31,212
TRN102BC	10/16/12	22591	Janitor II	N	BC02	1	P	B	1.00	\$ 33,228	1.00	\$ 24,816
TRN102BC	10/26/12	7916	Airport Info Operator I	N	SR08	3	P	B	1.00	\$ 25,668	1.00	\$ 25,668
TRN102BC	10/26/12	21841	Janitor II	N	BC02	1	P	B	1.00	\$ 33,228	1.00	\$ 33,228
TRN161BG	10/31/12	46090	Equipment Operator I	N	BC04	1	P	B	1.00	\$ 35,544	1.00	\$ 35,544
TRN161BG	10/31/12	45236	Maintenance Mechanic I	N	BC09	1	P	B	1.00	\$ 44,544	1.00	\$ 44,544
TRN114BE	10/31/12	52880	Airport Optns Cont Ut Supvr I	N	SR18	4	P	B	1.00	\$ 42,684	1.00	\$ 42,684
TRN104BC	11/15/12	52882	Airport Optns & Mtnce Wkr I	N	BC07	1	P	B	1.00	\$ 39,972	1.00	\$ 39,972
TRN135BF	11/15/12	118975	Airport Optns & Mtnce Wkr I	N	BC07	1	P	B	1.00	\$ 39,972	1.00	\$ 39,972
TRN102BC	11/30/12	18870	Visitor Inf Prgm Asst III	N	SR12	4	P	B	1.00	\$ 46,176	1.00	\$ 46,176
TRN131BF	11/30/12	29235	Airport Fire Commander (Maui)	N	SR27	91	P	B	1.00	\$ 94,092	1.00	\$ 94,092
TRN111BD	11/30/12	7960	Office Assistant III	N	SR08	3	P	B	1.00	\$ 27,756	1.00	\$ 27,756
TRN102BC	12/30/12	10823	Airport Info Operator I	N	SR08	3	P	B	1.00	\$ 37,968	1.00	\$ 37,968
TRN102BC	12/30/12	36572	Groundskeeper I	N	BC02	1	P	B	1.00	\$ 33,228	1.00	\$ 33,228
TRN102BC	12/30/12	21835	Janitor II	N	BC02	1	P	B	1.00	\$ 33,228	1.00	\$ 33,228
TRN102BC	12/30/12	33254	Visitor Inf Prgm Asst II	N	SR10	3	P	B	1.00	\$ 36,516	1.00	\$ 36,516
TRN102BC	12/30/12	30319	Visitor Inf Prgm Asst III	N	SR12	4	P	B	1.00	\$ 37,968	1.00	\$ 37,968
TRN114BE	12/30/12	29295	Airport Fire Captain	N	SR25	21	P	B	1.00	\$ 86,988	1.00	\$ 86,988
TRN161BG	12/30/12	40472	Janitor II	N	BC02	1	P	B	1.00	\$ 33,228	1.00	\$ 33,228
TRN102BC	12/31/12	46681	Janitor II	N	BC02	1	P	B	1.00	\$ 33,228	1.00	\$ 33,228
TRN102BC	12/31/12	18890	Visitor Inf Prgm Asst II	N	SR10	3	P	B	1.00	\$ 31,212	1.00	\$ 31,212
TRN195BB	01/02/13	52851	Contracts Assistant I	N	SR13	3	P	B	1.00	\$ 31,212	1.00	\$ 31,212
TRN131BF	01/13/13	36704	Janitor II	N	BC02	1	P	B	1.00	\$ 33,228	1.00	\$ 33,228
TRN102BC	01/31/13	25377	Airport Firefighter Recruit	N	SR17	11	P	B	1.00	\$ 54,336	1.00	\$ 54,336
TRN102BC	01/31/13	46419	Electrician I	N	BC10	1	P	B	1.00	\$ 46,236	1.00	\$ 46,236
TRN111BD	02/11/13	25426	Airport Firefighter Recruit	N	SR15	11	P	B	1.00	\$ 48,324	1.00	\$ 44,676
TRN195BB	02/28/13	52925	Property Manager IV	N	SR22	13	P	B	1.00	\$ 45,576	1.00	\$ 45,576
TRN114BE	03/31/13	22411	General Laborer II	N	BC03	1	P	B	1.00	\$ 34,164	1.00	\$ 34,164
TRN131BF	04/04/13	41834	Janitor II	N	BC02	1	P	B	1.00	\$ 33,228	1.00	\$ 33,228
TRN102BC	04/30/13	6543	Janitor II	N	BC02	1	P	B	1.00	\$ 33,228	1.00	\$ 33,228
TRN102BC	04/30/13	6548	School Custodial Services Supt	N	SR21	4	P	B	1.00	\$ 54,012	1.00	\$ 54,012

Department of Transportation - Airports Division
Personnel Separations

Table 15

<u>Prog ID/Org</u>	<u>Separation Date</u>	<u>Position Number</u>	<u>Position Title</u>	<u>Exempt (Y/N)</u>	<u>SR Level</u>	<u>BU Code</u>	<u>T/P</u>	<u>MOF</u>	<u>Budgeted FTE</u>	<u>Budgeted Salary</u>	<u>Actual FTE</u>	<u>Actual Salary</u>
TRN161BG	04/30/13	44548	Groundskeeper I	N	BC02	1	P	B	1.00	\$ 33,228	1.00	\$ 33,228
TRN161BG	04/30/13	41868	Janitor II	N	BC02	1	P	B	1.00	\$ 33,228	1.00	\$ 33,228
TRN114BE	05/13/13	45411	Janitor II	N	BC02	1	P	B	1.00	\$ 33,228	1.00	\$ 33,228
TRN102BC	05/31/13	17850	Groundskeeper I	N	BC02	1	P	B	1.00	\$ 33,228	1.00	\$ 33,228
TRN102BC	05/31/13	21839	Janitor II	N	BC02	1	P	B	1.00	\$ 33,228	1.00	\$ 33,228
TRN102BC	05/31/13	30318	Personnel Clerk III	N	SR09	63	P	B	1.00	\$ 41,040	1.00	\$ 41,040
TRN161BG	05/31/13	46410	Building Maintenance Supvr I	N	F109	2	P	B	1.00	\$ 50,520	1.00	\$ 50,520
TRN195BB	05/31/13	43205	Drafting Technician III	N	SR09	3	P	B	1.00	\$ 26,700	1.00	\$ 26,700
TRN102BC	06/02/13	119117	Airport Operations Contr III	N	SR16	3	P	B	1.00	\$ 49,932	1.00	\$ 49,932
TRN195BB	06/14/13	46918	Personnel Mgmt Specialist IV	N	SR22	73	P	B	1.00	\$ 45,576	1.00	\$ 45,576
TRN102BC	06/18/13	18858	Airport Info Operator I	N	SR08	3	P	B	1.00	\$ 26,700	1.00	\$ 26,700
TRN131BF	06/28/13	119470	Account Clerk III	N	SR11	3	P	B	1.00	\$ 31,212	1.00	\$ 28,836
TRN102BC	06/29/13	22766	Airport Info Operator I	N	SR08	3	T	B	1.00	\$ 25,668	1.00	\$ 25,668
TRN102BC	06/30/13	25837	Carpenter I	N	BC09	1	P	B	1.00	\$ 44,544	1.00	\$ 44,544
TRN102BC	06/30/13	46690	Janitor II	N	BC02	1	P	B	1.00	\$ 33,228	1.00	\$ 33,228
TRN102BC	06/30/13	6522	Painter I	N	BC09	1	P	B	1.00	\$ 44,544	1.00	\$ 44,544
TRN131BF	06/30/13	48795	Carpet Cleaner I	N	BC04	1	P	B	1.00	\$ 35,544	1.00	\$ 35,544
TRN195BB	06/30/13	18865	Visitor Inf Specialist IV	N	SR22	23	P	B	1.00	\$ 53,352	1.00	\$ 53,352
TRN102BC	07/18/13	46828	Groundskeeper I	N	BC02	1	P	B	1.00	\$ 33,228	1.00	\$ 33,228
TRN102BC	07/31/13	19014	Janitor II	N	BC02	1	P	B	1.00	\$ 33,228	1.00	\$ 33,228
TRN111BD	08/10/13	9182	Janitor II	N	BC02	1	P	B	1.00	\$ 33,228	1.00	\$ 33,228
TRN102BC	08/22/13	24214	Janitor II	N	BC02	1	P	B	1.00	\$ 33,228	1.00	\$ 33,228
TRN114BE	08/22/13	49769	Visitor Inf Prgm Asst II	N	SR10	3	P	B	1.00	\$ 33,756	1.00	\$ 35,064
TRN102BC	08/28/13	25377	Airport Firefighter Recruit	N	SR15	11	P	B	1.00	\$ 54,336	1.00	\$ 44,676
TRN102BC	08/31/13	9668	Airport Operations Contr III	N	SR16	3	P	B	1.00	\$ 37,968	1.00	\$ 39,480
TRN161BG	08/31/13	23489	Assistant Airport Supt V	N	SR24	93	P	B	1.00	\$ 62,424	1.00	\$ 67,488
TRN161BG	08/31/13	7888	Gen Constr & Mtnc Supvr II	N	F210	2	P	B	1.00	\$ 59,352	1.00	\$ 61,728
TRN102BC	09/17/13	22602	Janitor II	N	BC02	1	P	B	1.00	\$ 33,228	1.00	\$ 33,228
TRN102BC	09/18/13	5491	Janitor II	N	BC02	1	P	B	1.00	\$ 33,228	1.00	\$ 33,228
TRN102BC	09/23/13	33274	Groundskeeper I	N	BC02	1	P	B	1.00	\$ 33,228	1.00	\$ 33,228
TRN102BC	09/30/13	13256	Janitor II	N	BC02	1	P	B	1.00	\$ 33,228	1.00	\$ 33,228
TRN102BC	09/30/13	46692	Janitor II	N	BC02	1	P	B	1.00	\$ 33,228	1.00	\$ 33,228
TRN102BC	10/31/13	15037	Groundskeeper II	N	WS02	1	P	B	1.00	\$ 35,544	1.00	\$ 36,252
TRN102BC	10/31/13	37683	Janitor II	N	BC02	1	P	B	1.00	\$ 33,228	1.00	\$ 33,888
TRN102BC	10/31/13	12659	Nursery Worker II	N	WS05	1	P	B	1.00	\$ 39,576	1.00	\$ 40,368
TRN111BD	10/31/13	29254	Airport Fire Lieutenant	N	SR23	11	P	B	1.00	\$ 77,328	1.00	\$ 77,328

Department of Transportation - Airports Division
 Personnel Separations

Table 15

<u>Prog ID/Org</u>	<u>Separation Date</u>	<u>Position Number</u>	<u>Position Title</u>	<u>Exempt (Y/N)</u>	<u>SR Level</u>	<u>BU Code</u>	<u>T/P</u>	<u>MOF</u>	<u>Budgeted FTE</u>	<u>Budgeted Salary</u>	<u>Actual FTE</u>	<u>Actual Salary</u>
TRN195BB	10/31/13	28705	Personnel Mgmt Specialist IV	N	SR20	73	P	B	1.00	\$ 45,576	1.00	\$ 42,132
TRN102BC	11/30/13	35913	Assistant Airport Supt IV	N	SR22	13	P	B	1.00	\$ 49,332	1.00	\$ 51,300

Department of Transportation - Airports Division
New Hires

Table 16

<u>Prog ID/Org</u>	<u>New Hire Effective Date</u>	<u>Position Number</u>	<u>Position Title</u>	<u>Exempt (Y/N)</u>	<u>SR Level</u>	<u>BU Code</u>	<u>T/P</u>	<u>MOF</u>	<u>Budgeted FTE</u>	<u>Budgeted Salary</u>	<u>Actual FTE</u>	<u>Actual Salary</u>
TRN102BC	06/18/12	13273	Airport Baggage Attendant I	N	SR10	3	P	B	1.00	\$ 28,836	1.00	\$ 28,836
TRN102BC	10/22/11	25349	Airport Fire Equipment Optr	N	SR21	11	P	B	1.00	\$ 61,128	1.00	\$ 61,128
TRN102BC	07/07/12	25352	Airport Fire Equipment Optr	N	SR21	11	P	B	1.00	\$ 56,508	1.00	\$ 56,508
TRN102BC	02/04/12	27659	Airport Fire Equipment Optr	N	SR21	11	P	B	1.00	\$ 61,128	1.00	\$ 61,128
TRN102BC	12/23/11	27860	Airport Fire Equipment Optr	N	SR21	11	P	B	1.00	\$ 58,740	1.00	\$ 58,740
TRN102BC	10/26/11	28548	Airport Fire Equipment Optr	N	SR21	11	P	B	1.00	\$ 56,508	1.00	\$ 56,508
TRN102BC	10/27/11	28294	Airport Fire Lieutenant	N	SR23	11	P	B	1.00	\$ 68,772	1.00	\$ 68,772
TRN102BC	12/15/11	28296	Airport Fire Lieutenant	N	SR23	11	P	B	1.00	\$ 71,496	1.00	\$ 71,496
TRN102BC	10/29/11	28297	Airport Fire Lieutenant	N	SR23	11	P	B	1.00	\$ 68,772	1.00	\$ 68,772
TRN102BC	11/03/11	28298	Airport Fire Lieutenant	N	SR23	11	P	B	1.00	\$ 68,772	1.00	\$ 68,772
TRN102BC	11/19/12	25346	Airport Firefighter	N	SR17	11	P	B	1.00	\$ 48,324	1.00	\$ 48,324
TRN102BC	06/02/13	25368	Airport Firefighter	N	SR17	11	P	B	1.00	\$ 48,324	1.00	\$ 48,324
TRN102BC	11/19/12	25369	Airport Firefighter	N	SR17	11	P	B	1.00	\$ 48,324	1.00	\$ 48,324
TRN102BC	10/22/12	25370	Airport Firefighter Recruit	N	SR15	11	P	B	1.00	\$ 48,324	1.00	\$ 44,676
TRN102BC	10/22/12	25371	Airport Firefighter Recruit	N	SR15	11	P	B	1.00	\$ 48,324	1.00	\$ 44,676
TRN102BC	10/22/12	25375	Airport Firefighter Recruit	N	SR15	11	P	B	1.00	\$ 48,324	1.00	\$ 44,676
TRN102BC	07/01/13	25377	Airport Firefighter Recruit	N	SR15	11	P	B	1.00	\$ 54,336	1.00	\$ 44,676
TRN102BC	10/22/12	27847	Airport Firefighter Recruit	N	SR15	11	P	B	1.00	\$ 48,324	1.00	\$ 44,676
TRN102BC	10/22/12	27848	Airport Firefighter Recruit	N	SR15	11	P	B	1.00	\$ 48,324	1.00	\$ 44,676
TRN102BC	05/10/12	7915	Airport Info Operator I	N	SR08	3	P	B	1.00	\$ 25,668	1.00	\$ 25,668
TRN102BC	08/19/13	7916	Airport Info Operator I	N	SR08	3	P	B	1.00	\$ 25,668	1.00	\$ 25,668
TRN102BC	10/01/12	7916	Airport Info Operator I	N	SR08	3	P	B	1.00	\$ 25,668	1.00	\$ 25,668
TRN102BC	08/01/12	10822	Airport Info Operator I	N	SR08	3	P	B	1.00	\$ 25,668	1.00	\$ 25,668
TRN102BC	10/16/13	22766	Airport Info Operator I	N	SR08	3	T	B	1.00	\$ 25,668	1.00	\$ 39,480
TRN102BC	04/01/13	22766	Airport Info Operator I	N	SR08	3	T	B	1.00	\$ 25,668	1.00	\$ 25,668
TRN102BC	09/27/13	6865	Airport Operations Contr II	N	SR14	3	P	B	1.00	\$ 32,424	1.00	\$ 32,424
TRN102BC	01/13/12	21668	Airport Operations Contr II	N	SR14	3	P	B	1.00	\$ 32,424	1.00	\$ 32,424
TRN102BC	01/17/12	119119	Airport Operations Contr II	N	SR14	3	P	B	1.00	\$ 32,424	1.00	\$ 32,424
TRN102BC	10/01/13	119119	Airport Operations Contr II	N	SR14	3	P	B	1.00	\$ 32,424	1.00	\$ 35,064
TRN102BC	03/16/12	11864	Airport Optns Cont Ut Supvr II	N	SR19	4	P	B	1.00	\$ 49,932	1.00	\$ 49,932
TRN102BC	10/03/11	5490	Airports District Manager II	N	EM05	35	P	B	1.00	\$ 71,760	1.00	\$ 71,760
TRN102BC	10/01/13	7958	Airports District Manager III	N	EM07	35	P	B	1.00	\$ 89,544	1.00	\$ 94,464
TRN102BC	04/18/13	45556	Assistant Airport Supt IV	N	SR22	13	P	B	1.00	\$ 45,576	1.00	\$ 45,576
TRN102BC	08/01/12	119113	Assistant Airport Supt IV	N	SR22	13	P	B	1.00	\$ 45,576	1.00	\$ 45,576
TRN102BC	10/17/11	48600	Building Maintenance Worker I	N	BC09	1	P	B	1.00	\$ 44,544	1.00	\$ 44,544
TRN102BC	11/16/11	48603	Building Maintenance Worker I	N	BC09	1	P	B	1.00	\$ 44,544	1.00	\$ 44,544
TRN102BC	07/01/12	26581	Carpet Cleaner I	N	BC04	1	P	B	1.00	\$ 35,544	1.00	\$ 35,544
TRN102BC	09/09/13	37921	Carpet Cleaner I	N	BC04	1	P	B	1.00	\$ 35,544	1.00	\$ 35,544
TRN102BC	03/18/13	41724	Carpet Cleaner I	N	BC04	1	P	B	1.00	\$ 35,544	1.00	\$ 35,544

Department of Transportation - Airports Division
New Hires

Table 16

<u>Prog ID/Org</u>	<u>New Hire Effective Date</u>	<u>Position Number</u>	<u>Position Title</u>	<u>Exempt (Y/N)</u>	<u>SR Level</u>	<u>BU Code</u>	<u>T/P</u>	<u>MOF</u>	<u>Budgeted FTE</u>	<u>Budgeted Salary</u>	<u>Actual FTE</u>	<u>Actual Salary</u>
TRN102BC	03/02/12	41724	Carpet Cleaner I	N	BC04	1	P	B	1.00	\$ 35,544	1.00	\$ 35,544
TRN102BC	10/22/12	52846	Carpet Cleaner I	N	BC04	1	P	B	1.00	\$ 35,544	1.00	\$ 35,544
TRN102BC	08/01/12	5492	Construction & Mtnc Supt V	N	SR24	4	P	B	1.00	\$ 68,388	1.00	\$ 68,388
TRN102BC	01/03/12	25572	Electrician Helper	N	BC05	1	P	B	1.00	\$ 36,960	1.00	\$ 36,960
TRN102BC	08/02/13	5493	Electrician I	N	BC10	1	P	B	1.00	\$ 46,236	1.00	\$ 46,236
TRN102BC	12/01/11	5761	Electrician I	N	BC10	1	P	B	1.00	\$ 46,236	1.00	\$ 46,236
TRN102BC	08/21/11	46745	Electrician II	N	WS10	1	P	B	1.00	\$ 48,960	1.00	\$ 48,960
TRN102BC	08/16/11	5502	Equipment Operator III	N	BC09	1	P	B	1.00	\$ 44,544	1.00	\$ 44,544
TRN102BC	07/16/12	42263	General Labor Supervisor	N	F103	2	P	B	1.00	\$ 37,836	1.00	\$ 37,836
TRN102BC	08/01/13	6161	General Laborer I	N	BC02	1	P	B	1.00	\$ 33,228	1.00	\$ 33,228
TRN102BC	02/16/12	31029	General Laborer I	N	BC02	1	P	B	1.00	\$ 33,228	1.00	\$ 33,228
TRN102BC	07/01/11	41702	General Laborer I	N	BC02	1	P	B	1.00	\$ 33,228	1.00	\$ 33,228
TRN102BC	11/05/12	46842	General Laborer I	N	BC02	1	P	B	1.00	\$ 33,228	1.00	\$ 33,228
TRN102BC	05/01/13	46843	General Laborer I	N	BC02	1	P	B	1.00	\$ 33,228	1.00	\$ 33,228
TRN102BC	07/02/12	46844	General Laborer I	N	BC02	1	P	B	1.00	\$ 33,228	1.00	\$ 33,228
TRN102BC	06/17/13	5513	General Laborer II	N	BC03	1	P	B	1.00	\$ 34,164	1.00	\$ 34,164
TRN102BC	11/01/12	5517	General Laborer II	N	BC03	1	P	B	1.00	\$ 34,164	1.00	\$ 34,164
TRN102BC	09/16/11	5517	General Laborer II	N	BC03	1	P	B	1.00	\$ 34,164	1.00	\$ 34,164
TRN102BC	08/27/12	40652	General Laborer II	N	BC03	1	P	B	1.00	\$ 34,164	1.00	\$ 34,164
TRN102BC	09/16/11	46816	General Laborer II	N	BC03	1	P	B	1.00	\$ 34,164	1.00	\$ 34,164
TRN102BC	04/16/12	15040	Groundskeeper I	N	BC02	1	P	B	1.00	\$ 33,228	1.00	\$ 33,228
TRN102BC	07/01/11	15041	Groundskeeper I	N	BC02	1	P	B	1.00	\$ 33,228	1.00	\$ 33,228
TRN102BC	07/01/11	15049	Groundskeeper I	N	BC02	1	P	B	1.00	\$ 33,228	1.00	\$ 33,228
TRN102BC	06/17/13	17847	Groundskeeper I	N	BC02	1	P	B	1.00	\$ 33,228	1.00	\$ 33,228
TRN102BC	11/01/12	17848	Groundskeeper I	N	BC02	1	P	B	1.00	\$ 33,228	1.00	\$ 33,228
TRN102BC	09/16/13	17850	Groundskeeper I	N	BC02	1	P	B	1.00	\$ 33,228	1.00	\$ 33,228
TRN102BC	04/16/13	33273	Groundskeeper I	N	BC02	1	P	B	1.00	\$ 33,228	1.00	\$ 33,228
TRN102BC	10/08/12	35193	Groundskeeper I	N	BC02	1	P	B	1.00	\$ 33,228	1.00	\$ 33,228
TRN102BC	04/16/13	36572	Groundskeeper I	N	BC02	1	P	B	1.00	\$ 33,228	1.00	\$ 33,228
TRN102BC	11/16/12	41731	Groundskeeper I	N	BC02	1	P	B	1.00	\$ 33,228	1.00	\$ 33,228
TRN102BC	12/03/12	49743	Groundskeeper I	N	BC02	1	P	B	1.00	\$ 33,228	1.00	\$ 33,228
TRN102BC	11/01/12	15036	Groundskeeper II	N	WS02	1	P	B	1.00	\$ 35,544	1.00	\$ 35,544
TRN102BC	08/08/12	41703	Groundskeeper II	N	WS02	1	P	B	1.00	\$ 35,544	1.00	\$ 35,544
TRN102BC	05/01/13	46834	Groundskeeper II	N	WS02	1	P	B	1.00	\$ 35,544	1.00	\$ 35,544
TRN102BC	07/16/12	5491	Janitor II	N	BC02	1	P	B	1.00	\$ 33,228	1.00	\$ 33,228
TRN102BC	04/16/12	5494	Janitor II	N	BC02	1	P	B	1.00	\$ 33,228	1.00	\$ 33,228
TRN102BC	11/01/11	5523	Janitor II	N	BC02	1	P	B	1.00	\$ 33,228	1.00	\$ 33,228
TRN102BC	08/19/13	6543	Janitor II	N	BC02	1	P	B	1.00	\$ 33,228	1.00	\$ 33,228
TRN102BC	04/03/12	7617	Janitor II	N	BC02	1	P	B	1.00	\$ 33,228	1.00	\$ 33,228

Department of Transportation - Airports Division
New Hires

Table 16

<u>Prog ID/Org</u>	<u>New Hire Effective Date</u>	<u>Position Number</u>	<u>Position Title</u>	<u>Exempt (Y/N)</u>	<u>SR Level</u>	<u>BU Code</u>	<u>T/P</u>	<u>MOF</u>	<u>Budgeted FTE</u>	<u>Budgeted Salary</u>	<u>Actual FTE</u>	<u>Actual Salary</u>
TRN102BC	11/21/11	8092	Janitor II	N	BC02	1	P	B	1.00	\$ 33,228	1.00	\$ 33,228
TRN102BC	10/01/12	13254	Janitor II	N	BC02	1	P	B	1.00	\$ 33,228	1.00	\$ 33,228
TRN102BC	01/23/12	13257	Janitor II	N	BC02	1	P	B	1.00	\$ 33,228	1.00	\$ 33,228
TRN102BC	06/04/12	13270	Janitor II	N	BC02	1	P	B	1.00	\$ 33,228	1.00	\$ 33,228
TRN102BC	04/01/13	21830	Janitor II	N	BC02	1	P	B	1.00	\$ 33,228	1.00	\$ 33,228
TRN102BC	08/31/12	21836	Janitor II	N	BC02	1	P	B	1.00	\$ 33,228	1.00	\$ 33,228
TRN102BC	02/04/13	21841	Janitor II	N	BC02	1	P	B	1.00	\$ 33,228	1.00	\$ 33,228
TRN102BC	01/22/13	22591	Janitor II	N	BC02	1	P	B	1.00	\$ 33,228	1.00	\$ 33,228
TRN102BC	11/01/12	22599	Janitor II	N	BC02	1	P	B	1.00	\$ 33,228	1.00	\$ 33,228
TRN102BC	12/05/11	22600	Janitor II	N	BC02	1	P	B	1.00	\$ 33,228	1.00	\$ 33,228
TRN102BC	07/06/11	22601	Janitor II	N	BC02	1	P	B	1.00	\$ 33,228	1.00	\$ 33,228
TRN102BC	04/16/13	22601	Janitor II	N	BC02	1	P	B	1.00	\$ 33,228	1.00	\$ 33,228
TRN102BC	10/03/11	22615	Janitor II	N	BC02	1	P	B	1.00	\$ 33,228	1.00	\$ 33,228
TRN102BC	07/22/13	22618	Janitor II	N	BC02	1	P	B	1.00	\$ 33,228	1.00	\$ 33,228
TRN102BC	05/14/12	22622	Janitor II	N	BC02	1	P	B	1.00	\$ 33,228	1.00	\$ 33,228
TRN102BC	09/16/13	22622	Janitor II	N	BC02	1	P	B	1.00	\$ 33,228	1.00	\$ 33,228
TRN102BC	03/12/12	22625	Janitor II	N	BC02	1	P	B	1.00	\$ 33,228	1.00	\$ 33,228
TRN102BC	09/03/13	22627	Janitor II	N	BC02	1	P	B	1.00	\$ 33,228	1.00	\$ 33,228
TRN102BC	07/02/12	22634	Janitor II	N	BC02	1	P	B	1.00	\$ 33,228	1.00	\$ 33,228
TRN102BC	08/31/12	22708	Janitor II	N	BC02	1	P	B	1.00	\$ 33,228	1.00	\$ 33,228
TRN102BC	04/23/12	22716	Janitor II	N	BC02	1	P	B	1.00	\$ 33,228	1.00	\$ 33,228
TRN102BC	08/20/12	22719	Janitor II	N	BC02	1	P	B	1.00	\$ 33,228	1.00	\$ 33,228
TRN102BC	09/24/12	22724	Janitor II	N	BC02	1	P	B	1.00	\$ 33,228	1.00	\$ 33,228
TRN102BC	09/26/11	22726	Janitor II	N	BC02	1	P	B	1.00	\$ 33,228	1.00	\$ 33,228
TRN102BC	06/18/12	24219	Janitor II	N	BC02	1	P	B	1.00	\$ 33,228	1.00	\$ 33,228
TRN102BC	09/24/12	24220	Janitor II	N	BC02	1	P	B	1.00	\$ 33,228	1.00	\$ 33,228
TRN102BC	11/20/12	24228	Janitor II	N	BC02	1	P	B	1.00	\$ 33,228	1.00	\$ 33,228
TRN102BC	07/05/11	24230	Janitor II	N	BC02	1	P	B	1.00	\$ 33,228	1.00	\$ 33,228
TRN102BC	10/01/12	26582	Janitor II	N	BC02	1	P	B	1.00	\$ 33,228	1.00	\$ 33,228
TRN102BC	07/11/11	37626	Janitor II	N	BC02	1	P	B	1.00	\$ 33,228	1.00	\$ 33,228
TRN102BC	11/01/12	37627	Janitor II	N	BC02	1	P	B	1.00	\$ 33,228	1.00	\$ 33,228
TRN102BC	07/01/13	37630	Janitor II	N	BC02	1	P	B	1.00	\$ 33,228	1.00	\$ 33,228
TRN102BC	09/10/12	37635	Janitor II	N	BC02	1	P	B	1.00	\$ 33,228	1.00	\$ 33,228
TRN102BC	10/08/12	37684	Janitor II	N	BC02	1	P	B	1.00	\$ 33,228	1.00	\$ 33,228
TRN102BC	09/10/12	46681	Janitor II	N	BC02	1	P	B	1.00	\$ 33,228	1.00	\$ 33,228
TRN102BC	08/05/13	46681	Janitor II	N	BC02	1	P	B	1.00	\$ 33,228	1.00	\$ 33,228
TRN102BC	09/19/11	46682	Janitor II	N	BC02	1	P	B	1.00	\$ 33,228	1.00	\$ 33,228
TRN102BC	11/20/12	46683	Janitor II	N	BC02	1	P	B	1.00	\$ 33,228	1.00	\$ 33,228
TRN102BC	09/04/12	46696	Janitor II	N	BC02	1	P	B	1.00	\$ 33,228	1.00	\$ 33,228

Department of Transportation - Airports Division
New Hires

Table 16

<u>Prog ID/Org</u>	<u>New Hire Effective Date</u>	<u>Position Number</u>	<u>Position Title</u>	<u>Exempt (Y/N)</u>	<u>SR Level</u>	<u>BU Code</u>	<u>T/P</u>	<u>MOF</u>	<u>Budgeted FTE</u>	<u>Budgeted Salary</u>	<u>Actual FTE</u>	<u>Actual Salary</u>
TRN102BC	08/15/11	46697	Janitor II	N	BC02	1	P	B	1.00	\$ 33,228	1.00	\$ 33,228
TRN102BC	11/01/12	46706	Janitor II	N	BC02	1	P	B	1.00	\$ 33,228	1.00	\$ 33,228
TRN102BC	02/06/12	22589	Janitor III	N	WS02	1	P	B	1.00	\$ 35,544	1.00	\$ 35,544
TRN102BC	01/22/12	22590	Janitor III	N	WS02	1	P	B	1.00	\$ 35,544	1.00	\$ 35,544
TRN102BC	08/10/11	28660	Janitor III	N	WS02	1	P	B	1.00	\$ 35,544	1.00	\$ 35,544
TRN102BC	09/12/11	30211	Janitor III	N	WS02	1	P	B	1.00	\$ 35,544	1.00	\$ 35,544
TRN102BC	01/22/12	30212	Janitor III	N	WS02	1	P	B	1.00	\$ 35,544	1.00	\$ 35,544
TRN102BC	01/22/12	47095	Janitor III	N	WS02	1	P	B	1.00	\$ 35,544	1.00	\$ 35,544
TRN102BC	06/03/12	47097	Janitor III	N	WS02	1	P	B	1.00	\$ 35,544	1.00	\$ 35,547
TRN102BC	01/02/12	2702	Janitor Supervisor II	N	F202	2	P	B	1.00	\$ 39,828	1.00	\$ 39,036
TRN102BC	07/24/11	6542	Janitor Supervisor II	N	F202	2	P	B	1.00	\$ 39,828	1.00	\$ 39,036
TRN102BC	08/01/12	38391	Maintenance Mechanic I	N	BC09	1	P	B	1.00	\$ 44,544	1.00	\$ 44,544
TRN102BC	11/17/11	26920	Maintenance Mechanic II	N	WS09	1	P	B	1.00	\$ 47,268	1.00	\$ 47,268
TRN102BC	10/16/12	41730	Nursery Worker I	N	BC05	1	P	B	1.00	\$ 36,960	1.00	\$ 36,960
TRN102BC	05/06/13	43086	Office Assistant III	N	SR08	3	P	B	1.00	\$ 25,668	1.00	\$ 25,668
TRN102BC	07/18/12	120310	Office Assistant III	N	SR08	3	P	B	1.00	\$ 26,700	1.00	\$ 26,700
TRN102BC	06/16/12	119473	Office Assistant IV	N	SR10	3	P	B	1.00	\$ 39,480	1.00	\$ 39,480
TRN102BC	10/03/11	6521	Painter I	N	BC09	1	P	B	1.00	\$ 44,544	1.00	\$ 44,544
TRN102BC	05/16/13	24817	Painter I	N	BC09	1	P	B	1.00	\$ 44,544	1.00	\$ 44,544
TRN102BC	05/09/13	52854	Painter II	N	WS09	1	P	B	1.00	\$ 47,268	1.00	\$ 47,268
TRN102BC	10/17/11	24813	Plumber I	N	BC10	1	P	B	1.00	\$ 46,263	1.00	\$ 46,236
TRN102BC	10/01/13	25571	Plumber I	N	BC10	1	P	B	1.00	\$ 46,236	1.00	\$ 47,160
TRN102BC	10/01/13	36714	Secretary II	N	SR14	3	P	B	1.00	\$ 32,424	1.00	\$ 41,040
TRN102BC	08/01/11	36715	Sprinkler System Repairer	N	BC05	1	P	B	1.00	\$ 36,960	1.00	\$ 36,960
TRN102BC	07/01/11	24648	Staff Services Supvr III	N	SR18	4	P	B	1.00	\$ 54,012	1.00	\$ 54,012
TRN102BC	08/01/11	6518	Street Sweeper Operator	N	BC09	1	P	B	1.00	\$ 44,544	1.00	\$ 44,544
TRN102BC	06/01/12	8736	Tractor Operator	N	BC04	1	P	B	1.00	\$ 35,544	1.00	\$ 35,544
TRN102BC	07/21/11	35191	Tractor Operator	N	BC04	1	P	B	1.00	\$ 35,544	1.00	\$ 35,544
TRN102BC	01/16/13	18887	Visitor Inf Prgm Asst I	N	SR08	3	P	B	1.00	\$ 25,668	1.00	\$ 25,668
TRN102BC	04/01/13	18874	Visitor Inf Prgm Asst II	N	SR10	3	P	B	1.00	\$ 27,756	1.00	\$ 27,756
TRN102BC	03/01/13	18886	Visitor Inf Prgm Asst II	N	SR10	3	P	B	1.00	\$ 27,756	1.00	\$ 27,756
TRN102BC	09/09/13	18894	Visitor Inf Prgm Asst II	N	SR10	3	P	B	1.00	\$ 27,756	1.00	\$ 27,756
TRN102BC	11/21/11	18895	Visitor Inf Prgm Asst II	N	SR10	3	P	B	1.00	\$ 27,756	1.00	\$ 27,756
TRN102BC	11/01/11	41871	Visitor Inf Prgm Asst II	N	SR10	3	P	B	1.00	\$ 27,756	1.00	\$ 27,756
TRN102BC	11/13/12	41873	Visitor Inf Prgm Asst II	N	SR10	3	P	B	1.00	\$ 27,756	1.00	\$ 27,756
TRN104BC	05/01/12	52908	Airport Fire Equipment Optr	N	SR21	11	P	B	1.00	\$ 58,740	1.00	\$ 58,740
TRN104BC	05/02/12	52911	Airport Fire Equipment Optr	N	SR21	11	P	B	1.00	\$ 61,128	1.00	\$ 61,128
TRN104BC	11/19/12	52893	Airport Firefighter	N	SR17	11	P	B	1.00	\$ 48,324	1.00	\$ 48,324
TRN104BC	11/19/12	52894	Airport Firefighter	N	SR17	11	P	B	1.00	\$ 48,324	1.00	\$ 48,324

Department of Transportation - Airports Division
New Hires

Table 16

<u>Prog ID/Org</u>	<u>New Hire Effective Date</u>	<u>Position Number</u>	<u>Position Title</u>	<u>Exempt (Y/N)</u>	<u>SR Level</u>	<u>BU Code</u>	<u>T/P</u>	<u>MOF</u>	<u>Budgeted FTE</u>	<u>Budgeted Salary</u>	<u>Actual FTE</u>	<u>Actual Salary</u>
TRN104BC	11/19/12	52895	Airport Firefighter	N	SR17	11	P	B	1.00	\$ 48,324	1.00	\$ 48,324
TRN104BC	10/22/12	52898	Airport Firefighter Recruit	N	SR15	11	P	B	1.00	\$ 48,324	1.00	\$ 44,676
TRN104BC	10/22/12	52899	Airport Firefighter Recruit	N	SR15	11	P	B	1.00	\$ 48,324	1.00	\$ 44,676
TRN104BC	10/22/12	52900	Airport Firefighter Recruit	N	SR15	11	P	B	1.00	\$ 48,324	1.00	\$ 44,676
TRN104BC	03/05/12	35676	Airport Optns & Mtnce Wkr I	N	BC07	1	P	B	1.00	\$ 39,972	1.00	\$ 39,972
TRN104BC	04/16/12	52882	Airport Optns & Mtnce Wkr I	N	BC07	1	P	B	1.00	\$ 39,972	1.00	\$ 39,972
TRN104BC	10/03/11	8091	Airport Optns & Mtnce Wkr III	N	F107	2	P	B	1.00	\$ 44,232	1.00	\$ 44,232
TRN161BG	06/20/13	102053	Student Helper I	N	SRNA	0	T	B	1.00		1.00	\$ 15,080
TRN161BG	06/17/13	102054	Student Helper I	N	SRNA	0	T	B	1.00		1.00	\$ 15,080
TRN161BG	06/18/13	106010	Student Helper I	N	SRNA	0	T	B	1.00		1.00	\$ 15,080
TRN111BD	11/18/11	25422	Airport Fire Captain	N	SR25	21	P	B	1.00	\$ 77,328	1.00	\$ 74,364
TRN111BD	09/05/12	29255	Airport Fire Captain	N	SR25	21	P	B	1.00	\$ 66,108	1.00	\$ 74,364
TRN111BD	07/23/12	29250	Airport Fire Commander	N	SR26	91	P	B	1.00	\$ 77,328	1.00	\$ 77,328
TRN111BD	05/20/13	29256	Airport Fire Lieutenant	N	SR23	11	P	B	1.00	\$ 68,772	1.00	\$ 71,496
TRN111BD	11/19/12	27795	Airport Firefighter	N	SR17	11	P	B	1.00	\$ 48,324	1.00	\$ 48,324
TRN111BD	07/01/13	25426	Airport Firefighter Recruit	N	SR15	11	P	B	1.00	\$ 48,324	1.00	\$ 44,676
TRN111BD	10/22/12	25426	Airport Firefighter Recruit	N	SR15	11	P	B	1.00	\$ 48,324	1.00	\$ 44,676
TRN111BD	10/22/12	26495	Airport Firefighter Recruit	N	SR15	11	P	B	1.00	\$ 48,324	1.00	\$ 44,676
TRN111BD	09/01/11	118881	Airport Operations Contr II	N	SR14	3	P	B	1.00	\$ 32,424	1.00	\$ 32,424
TRN111BD	04/02/12	118838	Assistant Airport Supt IV	N	SR22	13	P	B	1.00	\$ 45,576	1.00	\$ 45,576
TRN111BD	09/17/12	48478	Automotive Mechanic Helper	N	BC05	1	P	B	1.00	\$ 39,690	1.00	\$ 36,960
TRN111BD	05/16/12	48344	Building Maintenance Helper	N	BC05	1	P	B	1.00	\$ 36,960	1.00	\$ 36,960
TRN111BD	10/03/11	6864	Electrician I	N	BC10	1	P	B	1.00	\$ 46,236	1.00	\$ 46,236
TRN111BD	05/01/12	8507	General Laborer I	N	BC02	1	P	B	1.00	\$ 33,228	1.00	\$ 33,228
TRN111BD	10/12/12	8507	General Laborer I	N	BC02	1	P	B	1.00	\$ 33,228	1.00	\$ 33,228
TRN111BD	10/16/12	19404	General Laborer II	N	BC03	1	P	B	1.00	\$ 34,164	1.00	\$ 34,164
TRN111BD	09/09/11	48346	General Laborer II	N	BC03	1	P	B	1.00	\$ 34,164	1.00	\$ 34,164
TRN111BD	02/13/12	28422	Groundskeeper I	N	BC02	1	P	B	1.00	\$ 33,228	1.00	\$ 33,228
TRN111BD	03/25/12	9182	Janitor II	N	BC02	1	P	B	1.00	\$ 33,228	1.00	\$ 33,228
TRN111BD	04/01/13	9184	Janitor II	N	BC02	1	P	B	1.00	\$ 33,228	1.00	\$ 33,228
TRN111BD	05/16/12	27595	Janitor II	N	BC02	1	P	B	1.00	\$ 33,228	1.00	\$ 33,228
TRN111BD	04/01/13	27596	Janitor II	N	BC02	1	P	B	1.00	\$ 33,228	1.00	\$ 33,228
TRN111BD	04/16/13	7960	Office Assistant III	N	SR08	3	P	B	1.00	\$ 27,756	1.00	\$ 25,668
TRN114BE	05/03/13	29295	Airport Fire Captain	N	SR25	21	P	B	1.00	\$ 86,988	1.00	\$ 74,364
TRN114BE	06/10/12	26480	Airport Fire Equipment Optr	N	SR21	11	P	B	1.00	\$ 56,508	1.00	\$ 56,508
TRN114BE	11/17/11	26491	Airport Fire Lieutenant	N	SR23	11	P	B	1.00	\$ 68,772	1.00	\$ 68,772
TRN114BE	12/22/11	29293	Airport Fire Lieutenant	N	SR23	11	P	B	1.00	\$ 68,772	1.00	\$ 68,772
TRN114BE	11/19/12	27853	Airport Firefighter	N	SR17	11	P	B	1.00	\$ 48,324	1.00	\$ 48,324
TRN114BE	11/19/12	27854	Airport Firefighter	N	SR17	11	P	B	1.00	\$ 48,324	1.00	\$ 48,324

Department of Transportation - Airports Division
New Hires

Table 16

<u>Prog ID/Org</u>	<u>New Hire Effective Date</u>	<u>Position Number</u>	<u>Position Title</u>	<u>Exempt (Y/N)</u>	<u>SR Level</u>	<u>BU Code</u>	<u>T/P</u>	<u>MOF</u>	<u>Budgeted FTE</u>	<u>Budgeted Salary</u>	<u>Actual FTE</u>	<u>Actual Salary</u>
TRN114BE	11/19/12	33481	Airport Firefighter	N	SR17	11	P	B	1.00	\$ 48,324	1.00	\$ 48,324
TRN114BE	10/22/12	26487	Airport Firefighter Recruit	N	SR15	11	P	B	1.00	\$ 48,324	1.00	\$ 44,676
TRN114BE	10/22/12	26488	Airport Firefighter Recruit	N	SR15	11	P	B	1.00	\$ 48,324	1.00	\$ 44,676
TRN114BE	10/22/12	26489	Airport Firefighter Recruit	N	SR15	11	P	B	1.00	\$ 48,324	1.00	\$ 44,676
TRN114BE	10/22/12	26490	Airport Firefighter Recruit	N	SR15	11	P	B	1.00	\$ 48,324	1.00	\$ 44,676
TRN114BE	10/22/12	33482	Airport Firefighter Recruit	N	SR15	11	P	B	1.00	\$ 48,324	1.00	\$ 44,676
TRN114BE	10/22/12	33482	Airport Firefighter Recruit	N	SR15	11	P	B	1.00	\$ 48,324	1.00	\$ 44,676
TRN114BE	09/01/11	7970	Airport Mtnc Repairer I	N	BC09	1	P	B	1.00	\$ 44,544	1.00	\$ 44,544
TRN114BE	03/01/12	8867	Airport Mtnc Repairer I	N	BC09	1	P	B	1.00	\$ 44,544	1.00	\$ 44,544
TRN114BE	03/15/12	22394	Airport Mtnc Repairer I	N	BC09	1	P	B	1.00	\$ 44,544	1.00	\$ 44,544
TRN114BE	10/01/13	48913	Airport Operations Contr II	N	SR14	3	P	B	1.00	\$ 32,424	1.00	\$ 32,424
TRN114BE	03/01/12	48940	Assistant Airport Supt V	N	SR24	93	P	B	1.00	\$ 51,312	1.00	\$ 51,312
TRN114BE	04/15/13	18875	Business Services Supvr II	N	SR18	4	P	B	1.00	\$ 37,968	1.00	\$ 37,968
TRN114BE	08/16/12	35447	Crash/Fire Equipment Mechanic	N	BC11	1	P	B	1.00	\$ 47,928	1.00	\$ 47,928
TRN114BE	10/03/11	24808	General Laborer II	N	BC03	1	P	B	1.00	\$ 34,164	1.00	\$ 34,164
TRN114BE	05/06/13	36573	Groundskeeper I	N	BC02	1	P	B	1.00	\$ 33,228	1.00	\$ 33,228
TRN114BE	06/18/12	36573	Groundskeeper I	N	BC02	1	P	B	1.00	\$ 33,228	1.00	\$ 33,228
TRN114BE	08/15/11	49750	Groundskeeper I	N	BC02	1	P	B	1.00	\$ 33,228	1.00	\$ 33,228
TRN114BE	10/17/11	24806	Janitor II	N	BC02	1	P	B	1.00	\$ 33,228	1.00	\$ 33,228
TRN114BE	10/21/13	26516	Janitor II	N	BC02	1	P	B	1.00	\$ 33,228	1.00	\$ 33,888
TRN114BE	10/03/11	26516	Janitor II	N	BC02	1	P	B	1.00	\$ 33,228	1.00	\$ 33,228
TRN114BE	11/05/12	45411	Janitor II	N	BC02	1	P	B	1.00	\$ 33,228	1.00	\$ 33,228
TRN114BE	09/16/13	45411	Janitor II	N	BC02	1	P	B	1.00	\$ 33,228	1.00	\$ 33,228
TRN114BE	12/03/12	49756	Janitor II	N	BC02	1	P	B	1.00	\$ 33,228	1.00	\$ 33,228
TRN114BE	08/15/11	49756	Janitor II	N	BC02	1	P	B	1.00	\$ 33,228	1.00	\$ 33,228
TRN114BE	02/01/12	49758	Janitor II	N	BC02	1	P	B	1.00	\$ 33,228	1.00	\$ 33,228
TRN114BE	08/19/13	49767	Janitor II	N	BC02	1	P	B	1.00	\$ 33,228	1.00	\$ 33,228
TRN114BE	10/17/11	49767	Janitor II	N	BC02	1	P	B	1.00	\$ 33,228	1.00	\$ 33,228
TRN114BE	07/01/11	49759	Janitor III	N	WS02	1	P	B	1.00	\$ 35,544	1.00	\$ 35,544
TRN116BE	02/01/12	118825	Airport Optns & Mtnc Wkr I	N	BC07	1	P	B	1.00	\$ 39,972	1.00	\$ 39,972
TRN116BE	03/12/12	10805	Airport Optns & Mtnc Wkr III	N	F107	2	P	B	1.00	\$ 44,232	1.00	\$ 44,232
TRN131BC	07/01/13	27718	Airport Firefighter Recruit	N	SR15	11	P	B	1.00	\$ 48,324	1.00	\$ 44,676
TRN131BF	10/08/12	119470	Account Clerk III	N	SR11	3	P	B	1.00	\$ 31,212	1.00	\$ 28,836
TRN131BF	03/01/12	29231	Airport Fire Captain	N	SR25	21	P	B	1.00	\$ 71,496	1.00	\$ 71,496
TRN131BF	07/17/13	25429	Airport Fire Equipment Optr	N	SR21	11	P	B	1.00	\$ 58,740	1.00	\$ 61,128
TRN131BF	11/01/11	29228	Airport Fire Lieutenant	N	SR23	11	P	B	1.00	\$ 68,772	1.00	\$ 68,772
TRN131BF	06/15/12	29228	Airport Fire Lieutenant	N	SR23	11	P	B	1.00	\$ 68,772	1.00	\$ 68,772
TRN131BF	05/01/12	27712	Airport Firefighter	N	SR15	11	P	B	1.00	\$ 48,324	1.00	\$ 44,676
TRN131BF	05/01/12	27714	Airport Firefighter	N	SR15	11	P	B	1.00	\$ 48,324	1.00	\$ 44,676

Department of Transportation - Airports Division
New Hires

Table 16

<u>Prog ID/Org</u>	<u>New Hire Effective Date</u>	<u>Position Number</u>	<u>Position Title</u>	<u>Exempt (Y/N)</u>	<u>SR Level</u>	<u>BU Code</u>	<u>T/P</u>	<u>MOF</u>	<u>Budgeted FTE</u>	<u>Budgeted Salary</u>	<u>Actual FTE</u>	<u>Actual Salary</u>
TRN131BF	05/01/12	27717	Airport Firefighter	N	SR15	11	P	B	1.00	\$ 48,324	1.00	\$ 44,676
TRN131BF	08/01/11	26790	Groundskeeper I	N	BC02	1	P	B	1.00	\$ 33,228	1.00	\$ 33,228
TRN131BF	05/21/12	41734	Groundskeeper I	N	BC02	1	P	B	1.00	\$ 33,228	1.00	\$ 33,228
TRN131BF	04/29/13	41736	Groundskeeper I	N	BC02	1	P	B	1.00	\$ 33,228	1.00	\$ 33,228
TRN131BF	10/24/11	43616	Groundskeeper II	N	WS02	1	P	B	1.00	\$ 35,544	1.00	\$ 35,544
TRN131BF	04/28/13	8826	Janitor II	N	BC02	1	P	B	1.00	\$ 33,228	1.00	\$ 33,228
TRN131BF	07/17/11	8827	Janitor II	N	BC02	1	P	B	1.00	\$ 33,228	1.00	\$ 33,228
TRN131BF	12/25/11	26785	Janitor II	N	BC02	1	P	B	1.00	\$ 33,228	1.00	\$ 33,228
TRN131BF	07/23/13	29073	Janitor II	N	BC02	1	P	B	1.00	\$ 33,228	1.00	\$ 33,228
TRN131BF	09/25/11	36704	Janitor II	N	BC02	1	P	B	1.00	\$ 33,228	1.00	\$ 33,228
TRN131BF	07/29/12	41818	Janitor II	N	BC02	1	P	B	1.00	\$ 33,228	1.00	\$ 33,228
TRN131BF	06/24/12	41827	Janitor II	N	BC02	1	P	B	1.00	\$ 33,228	1.00	\$ 33,228
TRN131BF	09/17/12	41828	Janitor II	N	BC02	1	P	B	1.00	\$ 33,228	1.00	\$ 33,228
TRN131BF	08/02/11	41830	Janitor II	N	BC02	1	P	B	1.00	\$ 33,228	1.00	\$ 33,228
TRN131BF	02/26/12	41831	Janitor II	N	BC02	1	P	B	1.00	\$ 33,228	1.00	\$ 33,228
TRN131BF	08/22/11	41834	Janitor II	N	BC02	1	P	B	1.00	\$ 33,228	1.00	\$ 33,228
TRN131BF	09/02/13	41834	Janitor II	N	BC02	1	P	B	1.00	\$ 33,228	1.00	\$ 33,228
TRN131BF	10/07/12	41836	Janitor II	N	BC02	1	P	B	1.00	\$ 33,228	1.00	\$ 33,228
TRN131BF	07/28/13	120836	Janitor II	N	BC02	1	P	B	1.00	\$ 33,228	1.00	\$ 33,228
TRN131BF	09/10/13	120837	Janitor II	N	BC02	1	P	B	1.00	\$ 33,228	1.00	\$ 33,228
TRN131BF	07/21/13	120839	Janitor II	N	BC02	1	P	B	1.00	\$ 33,228	1.00	\$ 33,228
TRN131BF	09/05/13	120840	Janitor II	N	BC02	1	P	B	1.00	\$ 33,228	1.00	\$ 33,228
TRN131BF	08/12/13	120841	Janitor II	N	BC02	1	P	B	1.00	\$ 33,228	1.00	\$ 33,228
TRN131BF	07/01/12	5519	Janitor III	N	WS02	1	P	B	1.00	\$ 35,544	1.00	\$ 35,544
TRN131BF	01/19/12	33228	Janitor III	N	WS02	1	P	B	1.00	\$ 35,544	1.00	\$ 35,544
TRN131BF	08/14/11	33228	Janitor III	N	WS02	1	P	B	1.00	\$ 35,544	1.00	\$ 35,544
TRN131BF	08/15/12	41845	Janitor III	N	WS02	1	P	B	1.00	\$ 35,544	1.00	\$ 35,544
TRN131BF	09/01/12	41847	Janitor III	N	WS02	1	P	B	1.00	\$ 35,544	1.00	\$ 35,544
TRN131BF	07/24/11	41849	Janitor III	N	WS02	1	P	B	1.00	\$ 35,544	1.00	\$ 35,544
TRN131BF	08/15/11	43619	Janitor Superintendent	N	GF02	2	P	B	1.00	\$ 44,232	1.00	\$ 44,232
TRN131BF	06/30/13	48613	Janitor Supervisor I	N	F102	2	P	B	1.00	\$ 36,684	1.00	\$ 36,684
TRN131BF	09/19/11	18918	Visitor Inf Prgm Asst I	N	SR08	3	P	B	1.00	\$ 25,668	1.00	\$ 25,668
TRN131BF	05/21/12	27802	Visitor Inf Prgm Asst I	N	SR08	3	P	B	1.00	\$ 25,668	1.00	\$ 25,668
TRN131BF	08/01/11	36499	Visitor Inf Prgm Asst I	N	SR08	3	P	B	1.00	\$ 25,668	1.00	\$ 25,668
TRN133BF	05/01/12	118890	Airport Firefighter	N	SR15	11	P	B	1.00	\$ 48,324	1.00	\$ 44,676
TRN133BF	05/01/12	118891	Airport Firefighter	N	SR15	11	P	B	1.00	\$ 48,324	1.00	\$ 44,676
TRN133BF	03/12/12	118363	Airport Optns & Mtnc Wkr I	N	BC07	1	P	B	1.00	\$ 39,972	1.00	\$ 39,972
TRN133BF	07/16/11	6525	Airport Optns & Mtnc Wkr III	N	F107	2	P	B	1.00	\$ 44,232	1.00	\$ 44,232
TRN135BF	12/01/11	45607	Airport Fire Equipment Optr	N	SR21	11	P	B	1.00	\$ 61,128	1.00	\$ 61,128

Department of Transportation - Airports Division
New Hires

Table 16

<u>Prog ID/Org</u>	<u>New Hire Effective Date</u>	<u>Position Number</u>	<u>Position Title</u>	<u>Exempt (Y/N)</u>	<u>SR Level</u>	<u>BU Code</u>	<u>T/P</u>	<u>MOF</u>	<u>Budgeted FTE</u>	<u>Budgeted Salary</u>	<u>Actual FTE</u>	<u>Actual Salary</u>
TRN135BF	09/02/12	45608	Airport Fire Equipment Optr	N	SR21	11	P	B	1.00	\$ 56,508	1.00	\$ 58,740
TRN135BF	10/28/11	118883	Airport Fire Lieutenant	N	SR23	11	P	B	1.00	\$ 66,108	1.00	\$ 66,108
TRN135BF	05/01/12	118893	Airport Firefighter	N	SR15	11	P	B	1.00	\$ 48,324	1.00	\$ 44,676
TRN135BF	11/01/11	118976	Airport Optns & Mtnce Wkr I	N	BC07	1	P	B	1.00	\$ 39,972	1.00	\$ 39,972
TRN135BF	11/04/12	118976	Airport Optns & Mtnce Wkr I	N	BC07	1	P	B	1.00	\$ 39,972	1.00	\$ 39,972
TRN135BF	08/21/11	45946	Janitor II	N	BC02	1	P	B	1.00	\$ 33,228	1.00	\$ 33,228
TRN131BF	09/03/13	120838	Janitor II	N	BC02	1	P	B	1.00	\$ 33,228	1.00	\$ 33,228
TRN141BF	05/01/12	47851	Airport Firefighter	N	SR15	11	P	B	1.00	\$ 48,324	1.00	\$ 44,676
TRN141BF	05/01/12	47852	Airport Firefighter	N	SR15	11	P	B	1.00	\$ 48,324	1.00	\$ 44,676
TRN141BF	08/01/11	43683	Airport Optns & Mtnce Wkr I	N	BC07	1	P	B	1.00	\$ 39,972	1.00	\$ 39,972
TRN143BF	05/01/12	118894	Airport Firefighter	N	SR15	11	P	B	1.00	\$ 48,324	1.00	\$ 44,676
TRN143BF	05/01/12	118895	Airport Firefighter	N	SR15	11	P	B	1.00	\$ 48,324	1.00	\$ 44,676
TRN151BF	05/01/12	47853	Airport Firefighter	N	SR15	11	P	B	1.00	\$ 48,324	1.00	\$ 44,676
TRN161BG	11/01/11	29242	Airport Fire Captain	N	SR25	21	P	B	1.00	\$ 77,328	1.00	\$ 77,328
TRN161BG	11/02/11	29247	Airport Fire Captain	N	SR25	21	P	B	1.00	\$ 66,108	1.00	\$ 66,108
TRN161BG	04/16/12	25435	Airport Fire Equipment Optr	N	SR21	11	P	B	1.00	\$ 63,564	1.00	\$ 63,564
TRN161BG	04/16/12	27661	Airport Fire Equipment Optr	N	SR21	11	P	B	1.00	\$ 56,508	1.00	\$ 56,508
TRN161BG	12/05/11	29243	Airport Fire Lieutenant	N	SR23	11	P	B	1.00	\$ 68,772	1.00	\$ 68,772
TRN161BG	12/22/11	29246	Airport Fire Lieutenant	N	SR23	11	P	B	1.00	\$ 61,128	1.00	\$ 61,128
TRN161BG	04/15/12	27662	Airport Firefighter	N	SR17	11	P	B	1.00	\$ 48,324	1.00	\$ 48,324
TRN161BG	07/16/12	27668	Airport Firefighter	N	SR17	11	P	B	1.00	\$ 48,324	1.00	\$ 48,324
TRN161BG	04/17/12	27671	Airport Firefighter	N	SR17	11	P	B	1.00	\$ 48,324	1.00	\$ 48,324
TRN161BG	10/22/12	26496	Airport Firefighter Recruit	N	SR15	11	P	B	1.00	\$ 48,324	1.00	\$ 44,676
TRN161BG	10/22/12	27669	Airport Firefighter Recruit	N	SR15	11	P	B	1.00	\$ 48,324	1.00	\$ 44,676
TRN161BG	10/16/13	38064	Airport Operations Contr I	N	SR12	3	P	B	1.00	\$ 32,424	1.00	\$ 30,036
TRN161BG	06/01/12	5229	Airports District Manager II	N	EM05	35	P	B	1.00	\$ 71,760	1.00	\$ 71,760
TRN161BG	06/15/12	45418	Building Maintenance Worker I	N	BC09	1	P	B	1.00	\$ 44,544	1.00	\$ 44,544
TRN161BG	08/24/11	7885	Business Services Supvr I	N	SR16	3	P	B	1.00	\$ 35,604	1.00	\$ 35,064
TRN161BG	06/14/13	41854	Electrician Helper	N	BC05	1	P	B	1.00	\$ 36,960	1.00	\$ 36,960
TRN161BG	08/29/11	34640	Equipment Operator II	N	BC06	1	P	B	1.00	\$ 34,728	1.00	\$ 38,436
TRN161BG	09/12/11	29775	General Laborer II	N	BC03	1	P	B	1.00	\$ 34,164	1.00	\$ 34,164
TRN161BG	09/12/11	45297	General Laborer II	N	BC03	1	P	B	1.00	\$ 34,164	1.00	\$ 34,164
TRN161BG	10/01/12	45407	General Laborer II	N	BC03	1	P	B	1.00	\$ 34,164	1.00	\$ 34,164
TRN161BG	10/16/12	45409	General Laborer II	N	BC03	1	P	B	1.00	\$ 34,164	1.00	\$ 34,164
TRN161BG	09/03/13	32924	Groundskeeper I	N	BC02	1	P	B	1.00	\$ 33,228	1.00	\$ 33,228
TRN161BG	02/01/12	36410	Groundskeeper I	N	BC02	1	P	B	1.00	\$ 33,228	1.00	\$ 33,228
TRN161BG	02/06/12	36411	Groundskeeper I	N	BC02	1	P	B	1.00	\$ 33,228	1.00	\$ 33,228
TRN161BG	03/12/12	36412	Groundskeeper I	N	BC02	1	P	B	1.00	\$ 33,228	1.00	\$ 33,228
TRN161BG	04/16/12	44544	Groundskeeper I	N	BC02	1	P	B	1.00	\$ 33,228	1.00	\$ 33,228

Department of Transportation - Airports Division
New Hires

Table 16

<u>Prog ID/Org</u>	<u>New Hire Effective Date</u>	<u>Position Number</u>	<u>Position Title</u>	<u>Exempt (Y/N)</u>	<u>SR Level</u>	<u>BU Code</u>	<u>T/P</u>	<u>MOF</u>	<u>Budgeted FTE</u>	<u>Budgeted Salary</u>	<u>Actual FTE</u>	<u>Actual Salary</u>
TRN161BG	12/19/11	44545	Groundskeeper I	N	BC02	1	P	B	1.00	\$ 33,228	1.00	\$ 33,228
TRN161BG	04/16/12	44546	Groundskeeper I	N	BC02	1	P	B	1.00	\$ 33,228	1.00	\$ 33,228
TRN161BG	11/18/13	44548	Groundskeeper I	N	BC02	1	P	B	1.00	\$ 33,228	1.00	\$ 33,888
TRN161BG	10/20/11	52881	Groundskeeper II	N	WS02	1	P	B	1.00	\$ 31,800	1.00	\$ 35,544
TRN161BG	12/03/12	8509	Janitor II	N	BC02	1	P	B	1.00	\$ 33,228	1.00	\$ 33,228
TRN161BG	08/15/11	26438	Janitor II	N	BC02	1	P	B	1.00	\$ 33,228	1.00	\$ 33,228
TRN161BG	06/24/13	40472	Janitor II	N	BC02	1	P	B	1.00	\$ 33,228	1.00	\$ 33,228
TRN161BG	11/16/11	40477	Janitor II	N	BC02	1	P	B	1.00	\$ 33,228	1.00	\$ 33,228
TRN161BG	02/01/12	41870	Janitor II	N	BC02	1	P	B	1.00	\$ 33,228	1.00	\$ 33,228
TRN161BG	10/01/12	41870	Janitor II	N	BC02	1	P	B	1.00	\$ 33,228	1.00	\$ 33,228
TRN161BG	06/15/12	45405	Personnel Clerk IV	N	SR11	3	P	B	1.00	\$ 33,756	1.00	\$ 33,756
TRN161BG	07/16/12	18897	Visitor Inf Prgm Asst I	N	SR08	3	P	B	1.00	\$ 25,668	1.00	\$ 25,668
TRN161BG	07/18/11	39201	Visitor Inf Prgm Asst I	N	SR08	3	P	B	1.00	\$ 25,668	1.00	\$ 25,668
TRN195BB	01/18/12	49189	Account Clerk IV	N	SR13	3	P	B	1.00	\$ 31,212	1.00	\$ 31,212
TRN195BB	04/24/13	49189	Account Clerk IV	N	SR13	3	P	B	1.00	\$ 31,212	1.00	\$ 31,212
TRN195BB	02/16/12	52872	Account Clerk IV	N	SR13	3	P	B	1.00	\$ 31,212	1.00	\$ 31,212
TRN195BB	06/01/12	35171	Air Cert Security & Saf Spclt	N	SR26	13	P	B	1.00	\$ 78,984	1.00	\$ 78,984
TRN195BB	12/21/12	31631	Auditor III	N	SR20	13	P	B	1.00	\$ 42,132	1.00	\$ 42,132
TRN195BB	10/03/11	22226	Contracts Assistant I	N	SR13	3	P	B	1.00	\$ 31,212	1.00	\$ 31,212
TRN195BB	10/03/11	52851	Contracts Assistant I	N	SR13	3	P	B	1.00	\$ 31,212	1.00	\$ 31,212
TRN195BB	09/16/11	43206	Drafting Aid II	N	SR09	3	P	B	1.00	\$ 33,756	1.00	\$ 33,756
TRN195BB	11/01/13	43205	Drafting Technician III	N	SR11	3	P	B	1.00	\$ 26,700	1.00	\$ 28,836
TRN195BB	10/05/11	43205	Drafting Technician III	N	SR09	3	P	B	1.00	\$ 26,700	1.00	\$ 26,700
TRN195BB	05/01/13	6256	Engineer III	N	SR22	13	P	B	1.00	\$ 45,576	1.00	\$ 45,576
TRN195BB	03/01/12	41685	Engineer IV	N	SR24	13	P	B	1.00	\$ 51,312	1.00	\$ 51,312
TRN195BB	06/12/12	49712	Engineer IV	N	SR24	13	P	B	1.00	\$ 51,312	1.00	\$ 51,312
TRN195BB	08/06/12	111671	Environmental Health Spclt III	N	SR20	13	P	B	1.00	\$ 45,576	1.00	\$ 42,132
TRN195BB	07/16/13	116949	Environmental Health Spclt V	N	SR24	13	P	B	1.00	\$ 73,044	1.00	\$ 57,720
TRN195BB	03/22/12	42930	Office Assistant III	N	SR08	3	P	B	1.00	\$ 25,688	1.00	\$ 25,668
TRN195BB	09/01/11	42930	Office Assistant III	N	SR08	3	P	B	1.00	\$ 25,668	1.00	\$ 37,968
TRN195BB	03/19/13	8802	Personnel Clerk IV	N	SR11	63	P	B	1.00	\$ 28,836	1.00	\$ 28,836
TRN195BB	10/03/13	28705	Personnel Mgmt Specialist IV	N	SR20	73	P	B	1.00	\$ 45,576	1.00	\$ 42,132
TRN195BB	01/24/13	46918	Personnel Mgmt Specialist IV	N	SR22	73	P	B	1.00	\$ 45,576	1.00	\$ 45,576
TRN195BB	09/23/11	9731	Personnel Mgmt Specialist VI	N	SR26	93	P	B	1.00	\$ 57,708	1.00	\$ 57,708
TRN195BB	06/01/12	19134	Personnel Technician VI	N	SR15	63	P	B	1.00	\$ 44,412	1.00	\$ 44,412
TRN195BB	11/28/11	30186	Planner V	N	SR24	13	P	B	1.00	\$ 51,312	1.00	\$ 51,312
TRN195BB	08/16/11	42966	Pre Audit Clerk I	N	SR11	3	P	B	1.00	\$ 28,836	1.00	\$ 28,836
TRN195BB	02/01/13	52925	Property Manager II	N	SR22	13	P	B	1.00	\$ 45,576	1.00	\$ 45,576
TRN195BB	11/01/11	21702	Property Manager V	N	SR24	13	P	B	1.00	\$ 57,708	1.00	\$ 57,708

Department of Transportation - Airports Division
New Hires

Table 16

<u>Prog ID/Org</u>	<u>New Hire Effective Date</u>	<u>Position Number</u>	<u>Position Title</u>	<u>Exempt (Y/N)</u>	<u>SR Level</u>	<u>BU Code</u>	<u>T/P</u>	<u>MOF</u>	<u>Budgeted FTE</u>	<u>Budgeted Salary</u>	<u>Actual FTE</u>	<u>Actual Salary</u>
TRN195BB	07/22/13	46552	Purchasing Technician I	N	SR11	3	P	B	1.00	\$ 28,836	1.00	\$ 28,836
TRN195BB	09/03/13	119103	Secretary I	N	SR12	3	P	B	1.00	\$ 30,036	1.00	\$ 39,480
TRN195BB	01/04/12	38708	Secretary II	N	SR14	3	P	B	1.00	\$ 32,424	1.00	\$ 32,424

Department of Transportation - Airports Division
 Unauthorized Positions

Table 17

<u>Prog ID/Org</u>	<u>Date Established</u>	<u>Legal Authority</u>	<u>Position Number</u>	<u>Position Title</u>	<u>Exempt (Y/N)</u>	<u>SR Level</u>	<u>BU Code</u>	<u>T/P</u>	<u>MOF</u>	<u>FTE</u>	<u>Annual Salary</u>	<u>Filled (Y/N)</u>	<u>Occupied by 89 Day Hire (Y/N)</u>
				None.									

Department of Transportation - Airports Division
Overtime Expenditures

Table 18

Prog ID	Program Title	MOF	FY12 (actual)			FY13 (actual)			FY14 (estimated)			FY15 (budgeted)		
			Base Salary \$\$\$\$	Overtime \$\$\$\$	Overtime Percent	Base Salary \$\$\$\$	Overtime \$\$\$\$	Overtime Percent	Base Salary \$\$\$\$	Overtime \$\$\$\$	Overtime Percent	Base Salary \$\$\$\$	Overtime \$\$\$\$	Overtime Percent
TRN 102	Honolulu Int'l Airport	B	\$ 23,334,354	\$ 1,305,230	5.6%	\$ 23,334,354	\$ 1,548,150	6.6%	\$ 23,698,812	\$ 1,380,000	5.8%	\$ 24,230,460	\$ 1,380,000	5.7%
TRN 104	General Aviation	B	\$ 1,735,032	\$ 186,126	10.7%	\$ 1,735,032	\$ 261,169	15.1%	\$ 1,708,908	\$ 250,000	14.6%	\$ 1,708,908	\$ 250,000	14.6%
TRN 111	Hilo Int'l Airport	B	\$ 3,551,252	\$ 310,000	8.7%	\$ 3,551,252	\$ 361,384	10.2%	\$ 3,547,360	\$ 310,000	8.7%	\$ 3,547,360	\$ 310,000	8.7%
TRN 114	Kona Int'l Airport	B	\$ 3,759,624	\$ 286,249	7.6%	\$ 3,759,624	\$ 455,535	12.1%	\$ 3,793,026	\$ 320,520	8.5%	\$ 3,811,368	\$ 320,520	8.4%
TRN 116	Waimea-Kohala Airport	B	\$ 281,784	\$ 12,216	4.3%	\$ 281,784	\$ 8,286	2.9%	\$ 281,784	\$ 12,621	4.5%	\$ 281,784	\$ 12,621	4.5%
TRN 131	Kahului Airport	B	\$ 6,238,992	\$ 491,226	7.9%	\$ 6,628,272	\$ 439,584	6.6%	\$ 6,608,508	\$ 526,337	8.0%	\$ 6,608,508	\$ 526,337	8.0%
TRN 133	Hana Airport	B	\$ 434,940	\$ 5,932	1.4%	\$ 434,940	\$ 12,071	2.8%	\$ 434,940	\$ 5,959	1.4%	\$ 434,940	\$ 5,959	1.4%
TRN 135	Kapalua Airport	B	\$ 523,872	\$ 38,044	7.3%	\$ 523,872	\$ 46,449	8.9%	\$ 510,996	\$ 40,000	7.8%	\$ 510,996	\$ 40,000	7.8%
TRN 141	Molokai Airport	B	\$ 634,320	\$ 165,165	26.0%	\$ 634,320	\$ 193,290	30.5%	\$ 649,512	\$ 170,768	26.3%	\$ 649,512	\$ 170,768	26.3%
TRN 143	Kalaupapa Airport	B	\$ 442,224	\$ 5,797	1.3%	\$ 442,224	\$ 13,060	3.0%	\$ 442,224	\$ 5,876	1.3%	\$ 442,224	\$ 5,876	1.3%
TRN 151	Lanai Airport	B	\$ 475,368	\$ 98,973	20.8%	\$ 475,368	\$ 111,974	23.6%	\$ 480,768	\$ 103,500	21.5%	\$ 480,768	\$ 103,500	21.5%
TRN 161	Lihue Airport	B	\$ 4,343,356	\$ 243,973	5.6%	\$ 4,343,356	\$ 240,706	5.5%	\$ 4,306,300	\$ 270,119	6.3%	\$ 4,306,300	\$ 270,119	6.3%
TRN 195	Airport Administration	B	\$ 5,650,452	\$ 110,034	1.9%	\$ 5,650,452	\$ 131,246	2.3%	\$ 5,789,526	\$ 110,395	1.9%	\$ 5,958,288	\$ 110,395	1.9%

Department of Transportation - Airports Division
Overpayments

Table 19

<u>Employee Name</u>	<u>Date of Over-payment</u>	<u>Gross Amount Overpaid</u>	<u>Amount Recovered</u>	<u>Balance</u>	<u>Category</u>				<u>Reason for Overpayment</u>	<u>Referred to Attorney General</u>
					<u>Employed</u>		<u>Not Employed</u>			
					<u>Occurred > 2 Years</u>	<u>Occurred < 2 Years</u>	<u>Occurred > 2 Years</u>	<u>Occurred < 2 Years</u>		
None.										

Department of Transportation - Airports Division
Contract Costs

Table 20

Prog ID	MOF	Frequency		Max Value	Outstanding Balance	Term of Contract			Organization	Category E/L/P/C/ G/S	Description	Method and Frequency of Monitoring	POS Y/N
		Amount	(M/A/O)			Date Executed	From	To					
TRN102	B	as billed	O	277,382.09	277,382.09	7/24/2013			ALLIED MACHINERY CORP.	G	FURNISHING & DELIVERING OF AN AIRFIELD VACUUM SWEEPER HIA JOB#FO1878-13.	State Proj Mgr.	N
TRN102	B	as billed	M	200,000.00	28,887.01	6/28/2010			BOWERS + KUBOTA CONSULTING INC	S	CONSTRUCTION MANAGEMENT SVCS FOR MAINTENANCE & REPAIR PROJECTS-STATEWIDE	State Proj Mgr.	Y
TRN102	B	as billed	M	371,741.00	35,708.83	9/18/2012			CC ENGINEERING & CONSTRUCTION,	S	IIT 3RD FL REVOVATION PHASE1-HIA JOB#CO1208-13	State Proj Mgr.	Y
TRN102	B	as billed	M	37,174.10	28,981.18	9/18/2012			CC ENGINEERING & CONSTRUCTION,	S	IIT 3RD FL REVOVATION PHASE1-HIA JOB#CO1208-13	State Proj Mgr.	Y
TRN102	B	as billed	M	439,220.00	439,220.00	9/23/2013			CERTIFIED CONSTRUCTION, INC.	S	UALENA STREET OFFICE ROOF REPLACEMENT, HONOLULU INTERNATIONAL AIRPORT	State Proj Mgr.	Y
TRN102	B	as billed	M	43,922.00	43,922.00	9/23/2013			CERTIFIED CONSTRUCTION, INC.	S	UALENA STREET OFFICE ROOF REPLACEMENT, HONOLULU INTERNATIONAL AIRPORT	State Proj Mgr.	Y
TRN102	B	as billed	M	2,092,090.05	2,092,090.05	9/27/2013			CLOSE CONSTRUCTION, INC.	S	DEMOLITION OF VARIOUS BUILDINGS, HONOLULU INTERNATIONAL AIRPORT.	State Proj Mgr.	Y
TRN102	B	as billed	M	209,209.95	209,209.95	9/27/2013			CLOSE CONSTRUCTION, INC.	S	DEMOLITION OF VARIOUS BUILDINGS, HONOLULU INTERNATIONAL AIRPORT.	State Proj Mgr.	Y
TRN102	B	as billed	M	503,298.17	503,298.17	9/30/2013			CLOSE CONSTRUCTION, INC.	S	REPLACE CARPET AT EWA CONCOURSE, HONOLULU INTERNATION AIRPORT	State Proj Mgr.	Y
TRN102	B	as billed	M	20,701.83	20,701.83	9/30/2013			CLOSE CONSTRUCTION, INC.	S	REPLACE CARPET AT EWA CONCOURSE, HONOLULU INTERNATION AIRPORT	State Proj Mgr.	Y
TRN102	B	as billed	M	254,725.00	6,368.13	9/6/2011			CONSTRUCTION ENGINEERS, LLC	S	MOTORIZED GATES REPLACEMENT-HIA JOB#CO1103-33.	State Proj Mgr.	Y
TRN102	B	as billed	M	20,275.00	5,137.01	9/6/2011			CONSTRUCTION ENGINEERS, LLC	S	MOTORIZED GATES REPLACEMENT-HIA JOB#CO1103-33.	State Proj Mgr.	Y
TRN102	B	as billed	M	502,460.00	52,389.26	8/11/2008			DOONWOOD ENGINEERING, INC.	S	OPER. & MAINT OF WASTEWATER PUMP STATIONS & SUMP PUMPS-HON INTL AIRPORT	State Proj Mgr.	Y
TRN102	B	as billed	M	502,460.00	69,021.69	8/11/2008			DOONWOOD ENGINEERING, INC.	S	OPER. & MAINT OF WASTEWATER PUMP STATIONS & SUMP PUMPS-HON INTL AIRPORT	State Proj Mgr.	Y
TRN102	B	as billed	M	25,120.00	1,620.00	8/11/2008			DOONWOOD ENGINEERING, INC.	S	OPER. & MAINT OF WASTEWATER PUMP STATIONS & SUMP PUMPS-HON INTL AIRPORT	State Proj Mgr.	Y
TRN102	B	as billed	M	502,460.00	40,494.68	8/11/2008			DOONWOOD ENGINEERING, INC.	S	OPER. & MAINT OF WASTEWATER PUMP STATIONS & SUMP PUMPS-HON INTL AIRPORT	State Proj Mgr.	Y

Department of Transportation - Airports Division
Contract Costs

Table 20

<u>Prog ID</u>	<u>MOF</u>	<u>Amount</u>	<u>(M/A/O)</u>	<u>Max Value</u>	<u>Outstanding Balance</u>	<u>Date Executed</u>	<u>From</u>	<u>To</u>	<u>Organization</u>	<u>E/L/P/C/ G/S</u>	<u>Description</u>	<u>Frequency of Monitoring</u>	<u>POS Y/N</u>
TRN102	B	as billed	M	154,107.00	5,529.61	5/27/2010			DOONWOOD ENGINEERING, INC.	S	MAINTENANCE OF MOTORIZED DOORS HON INTL AIRPORT JOB#BO1011-43	State Proj Mgr.	Y
TRN102	B	as billed	M	15,893.00	14,977.18	5/27/2010			DOONWOOD ENGINEERING, INC.	S	MAINTENANCE OF MOTORIZED DOORS HON INTL AIRPORT JOB#BO1011-43	State Proj Mgr.	Y
TRN102	B	as billed	M	154,107.00	10,389.99	5/27/2010			DOONWOOD ENGINEERING, INC.	S	MAINTENANCE OF MOTORIZED DOORS HON INTL AIRPORT JOB#BO1011-43	State Proj Mgr.	Y
TRN102	B	as billed	M	15,893.00	15,893.00	5/27/2010			DOONWOOD ENGINEERING, INC.	S	MAINTENANCE OF MOTORIZED DOORS HON INTL AIRPORT JOB#BO1011-43	State Proj Mgr.	Y
TRN102	B	as billed	M	154,107.00	5,749.44	5/27/2010			DOONWOOD ENGINEERING, INC.	S	MAINTENANCE OF MOTORIZED DOORS HON INTL AIRPORT JOB#BO1011-43	State Proj Mgr.	Y
TRN102	B	as billed	M	15,893.00	15,893.00	5/27/2010			DOONWOOD ENGINEERING, INC.	S	MAINTENANCE OF MOTORIZED DOORS HON INTL AIRPORT JOB#BO1011-43	State Proj Mgr.	Y
TRN102	B	as billed	M	411,008.00	223,552.47	8/31/2010			DOONWOOD ENGINEERING, INC.	S	MONITORING & MAINTENANCE OF WATER SYSTEM-HIA #BO1007-73.	State Proj Mgr.	Y
TRN102	B	as billed	M	41,100.80	41,100.80	8/31/2010			DOONWOOD ENGINEERING, INC.	S	MONITORING & MAINTENANCE OF WATER SYSTEM-HIA #BO1007-73.	State Proj Mgr.	Y
TRN102	B	as billed	M	411,008.00	73,660.97	8/31/2010			DOONWOOD ENGINEERING, INC.	S	MONITORING & MAINTENANCE OF WATER SYSTEM-HIA #BO1007-73.	State Proj Mgr.	Y
TRN102	B	as billed	M	41,100.80	41,100.80	8/31/2010			DOONWOOD ENGINEERING, INC.	S	MONITORING & MAINTENANCE OF WATER SYSTEM-HIA #BO1007-73.	State Proj Mgr.	Y
TRN102	B	as billed	M	411,008.00	269,324.00	8/31/2010			DOONWOOD ENGINEERING, INC.	S	MONITORING & MAINTENANCE OF WATER SYSTEM-HIA #BO1007-73.	State Proj Mgr.	Y
TRN102	B	as billed	M	41,100.80	41,100.80	8/31/2010			DOONWOOD ENGINEERING, INC.	S	MONITORING & MAINTENANCE OF WATER SYSTEM-HIA #BO1007-73.	State Proj Mgr.	Y
TRN102	B	as billed	M	515,180.00	35,981.36	7/28/2011			DOONWOOD ENGINEERING, INC.	S	OPERATING & MAINTENING WASTEWATER PUMP STATIONS & SUMP PURR HIA	State Proj Mgr.	Y
TRN102	B	as billed	M	515,180.00	209,549.09	7/28/2011			DOONWOOD ENGINEERING, INC.	S	OPERATING & MAINTENING WASTEWATER PUMP STATIONS & SUMP PURR HIA	State Proj Mgr.	Y
TRN102	B	as billed	M	12,400.00	12,400.00	7/28/2011			DOONWOOD ENGINEERING, INC.	S	OPERATING & MAINTENING WASTEWATER PUMP STATIONS & SUMP PURR HIA	State Proj Mgr.	Y
TRN102	B	as billed	M	515,180.00	515,180.00	7/28/2011			DOONWOOD ENGINEERING, INC.	S	OPERATING & MAINTENING WASTEWATER PUMP STATIONS & SUMP PURR HIA	State Proj Mgr.	Y
TRN102	B	as billed	M	12,400.00	12,400.00	7/28/2011			DOONWOOD ENGINEERING, INC.	S	OPERATING & MAINTENING WASTEWATER PUMP STATIONS & SUMP PURR HIA	State Proj Mgr.	Y

Department of Transportation - Airports Division
Contract Costs

Table 20

<u>Prog ID</u>	<u>MOF</u>	<u>Amount</u>	<u>(M/A/O)</u>	<u>Max Value</u>	<u>Outstanding Balance</u>	<u>Date Executed</u>	<u>From</u>	<u>To</u>	<u>Organization</u>	<u>E/L/P/C/ G/S</u>	<u>Description</u>	<u>Frequency of Monitoring</u>	<u>POS Y/N</u>
TRN102	B	as billed	M	247,221.00	197,901.75	5/14/2013			DOONWOOD ENGINEERING, INC.	S	MAINTENANCE OF MOTORIZED DOORS HIA JOB#BO1334-43 OPT TO EXTEND 2-12MOS	State Proj Mgr.	Y
TRN102	B	as billed	M	24,779.00	24,779.00	5/14/2013			DOONWOOD ENGINEERING, INC.	S	MAINTENANCE OF MOTORIZED DOORS HIA JOB#BO1334-43 OPT TO EXTEND 2-12MOS	State Proj Mgr.	Y
TRN102	B	as billed	M	631,430.00	631,430.00	11/19/2013			DOONWOOD ENGINEERING, INC.	S	MONITORING MAINT. & EMERGENCY REPAIRS FOR THE PORTABLE & NONPOTABLE	State Proj Mgr.	Y
TRN102	B	as billed	M	63,143.00	63,143.00	11/19/2013			DOONWOOD ENGINEERING, INC.	S	MONITORING MAINT. & EMERGENCY REPAIRS FOR THE PORTABLE & NONPOTABLE	State Proj Mgr.	Y
TRN102	B	as billed	M	129,363.68	33,018.40	9/30/2010			ECKARD BRANDES, INC.	S	MAINTENANCE OF GRAVITY SEWER SYSTEMS-HIA PROJECT#BO1003-73.	State Proj Mgr.	Y
TRN102	B	as billed	M	12,936.37	1,151.37	9/30/2010			ECKARD BRANDES, INC.	S	MAINTENANCE OF GRAVITY SEWER SYSTEMS-HIA PROJECT#BO1003-73.	State Proj Mgr.	Y
TRN102	B	as billed	M	129,363.68	27,805.50	9/30/2010			ECKARD BRANDES, INC.	S	MAINTENANCE OF GRAVITY SEWER SYSTEMS-HIA PROJECT#BO1003-73.	State Proj Mgr.	Y
TRN102	B	as billed	M	12,936.37	12,936.37	9/30/2010			ECKARD BRANDES, INC.	S	MAINTENANCE OF GRAVITY SEWER SYSTEMS-HIA PROJECT#BO1003-73.	State Proj Mgr.	Y
TRN102	B	as billed	M	129,363.68	34,105.50	9/30/2010			ECKARD BRANDES, INC.	S	MAINTENANCE OF GRAVITY SEWER SYSTEMS-HIA PROJECT#BO1003-73.	State Proj Mgr.	Y
TRN102	B	as billed	M	12,936.37	12,936.37	9/30/2010			ECKARD BRANDES, INC.	S	MAINTENANCE OF GRAVITY SEWER SYSTEMS-HIA PROJECT#BO1003-73.	State Proj Mgr.	Y
TRN102	B	as billed	M	3,127,200.00	3,127,200.00	7/22/2013			ELITE PACIFIC CONSTRUCTION INC	S	LOADING BBRIDGE IMPR. HIA JOB#CO1321-43	State Proj Mgr.	Y
TRN102	B	as billed	M	188,000.00	188,000.00	7/22/2013			ELITE PACIFIC CONSTRUCTION INC	S	LOADING BBRIDGE IMPR. HIA JOB#CO1321-43	State Proj Mgr.	Y
TRN102	B	as billed	M	45,360.00	41,580.00	8/30/2011			EMPICO, INC.	S	FURNISHING RESTRICTED AREA BAGGAGE CLAIM AREA CLEANING SVCS-HIA	State Proj Mgr.	Y
TRN102	B	as billed	M	500,000.00	11,899.79	6/29/2010			ENGINEERS SURVEYORS HAWAII,	S	CONSTRUCTION MANAGEMENT SVCS FOR MAINTENANCE & REPAIR PROJECTS-HIA.	State Proj Mgr.	Y
TRN102	B	as billed	M	31,456.56	31,456.56	12/9/2013			ENVIROSERVICES & TRAINING	S	FURNISHING WASTE MATERIAL DISPOSAL SERVICES-HIA JOB#BO1425-23	State Proj Mgr.	Y
TRN102	B	as billed	M	998,772.00	52,018.79	1/6/2011			FORD AUDIO-VIDEO SYSTEMS, INC.	S	MAINTENANCE OF FLIGHT INFORMATION SYSTEM, PUBLIC ADDRESS & GMS HIA	State Proj Mgr.	Y
TRN102	B	as billed	M	998,772.00	60,000.00	1/6/2011			FORD AUDIO-VIDEO SYSTEMS, INC.	S	MAINTENANCE OF FLIGHT INFORMATION SYSTEM, PUBLIC ADDRESS & GMS HIA	State Proj Mgr.	Y

Department of Transportation - Airports Division
Contract Costs

Table 20

Prog ID	MOF	Amount	(M/A/O)	Max Value	Outstanding Balance	Date Executed	From	To	Organization	E/L/P/C/ G/S	Description	Frequency of Monitoring	POS Y/N
TRN102	B	as billed	M	998,772.00	281,625.00	1/6/2011			FORD AUDIO-VIDEO SYSTEMS, INC.	S	MAINTENANCE OF FLIGHT INFORMATION SYSTEM, PUBLIC ADDRESS & GMS HIA	State Proj Mgr.	Y
TRN102	B	as billed	M	792,000.00	792,000.00	9/7/2012			GLOVER, JAS. W., LTD.	S	ACCESS RD 'A' REPAVEMENT & BRIDGE REPAIRS-HIA JOB#CO1202-33.	State Proj Mgr.	Y
TRN102	B	as billed	M	79,200.00	79,200.00	9/7/2012			GLOVER, JAS. W., LTD.	S	ACCESS RD 'A' REPAVEMENT & BRIDGE REPAIRS-HIA JOB#CO1202-33.	State Proj Mgr.	Y
TRN102	B	as billed	M	252,110.00	9,829.57	3/1/2011			H.T.M. CONTRACTORS, INC.	S	TREE & HEDGE TRIMMING SERVICES - HIA JOB#BO1102-73 OPT TO EXTEND 2-12MO	State Proj Mgr.	Y
TRN102	B	as billed	M	25,211.00	22,724.00	3/1/2011			H.T.M. CONTRACTORS, INC.	S	TREE & HEDGE TRIMMING SERVICES - HIA JOB#BO1102-73 OPT TO EXTEND 2-12MO	State Proj Mgr.	Y
TRN102	B	as billed	M	252,110.00	13,010.54	3/1/2011			H.T.M. CONTRACTORS, INC.	S	TREE & HEDGE TRIMMING SERVICES - HIA JOB#BO1102-73 OPT TO EXTEND 2-12MO	State Proj Mgr.	Y
TRN102	B	as billed	M	25,211.00	25,211.00	3/1/2011			H.T.M. CONTRACTORS, INC.	S	TREE & HEDGE TRIMMING SERVICES - HIA JOB#BO1102-73 OPT TO EXTEND 2-12MO	State Proj Mgr.	Y
TRN102	B	as billed	M	252,110.00	102,441.64	3/1/2011			H.T.M. CONTRACTORS, INC.	S	TREE & HEDGE TRIMMING SERVICES - HIA JOB#BO1102-73 OPT TO EXTEND 2-12MO	State Proj Mgr.	Y
TRN102	B	as billed	M	25,211.00	12,436.14	3/1/2011			H.T.M. CONTRACTORS, INC.	S	TREE & HEDGE TRIMMING SERVICES - HIA JOB#BO1102-73 OPT TO EXTEND 2-12MO	State Proj Mgr.	Y
TRN102	B	as billed	M	233,020.00	29,625.00	10/9/2012			HAWAII INDUSTRIAL SERVICES LTD	S	MAINTAIN RAMP & STORM DRAIN OIL SEPARATORS-HIA #1320-23 OPT TO EXTEND	State Proj Mgr.	Y
TRN102	B	as billed	M	21,980.00	21,980.00	10/9/2012			HAWAII INDUSTRIAL SERVICES LTD	S	MAINTAIN RAMP & STORM DRAIN OIL SEPARATORS-HIA #1320-23 OPT TO EXTEND	State Proj Mgr.	Y
TRN102	B	as billed	M	233,020.00	233,020.00	10/9/2012			HAWAII INDUSTRIAL SERVICES LTD	S	MAINTAIN RAMP & STORM DRAIN OIL SEPARATORS-HIA #1320-23 OPT TO EXTEND	State Proj Mgr.	Y
TRN102	B	as billed	M	21,980.00	21,980.00	10/9/2012			HAWAII INDUSTRIAL SERVICES LTD	S	MAINTAIN RAMP & STORM DRAIN OIL SEPARATORS-HIA #1320-23 OPT TO EXTEND	State Proj Mgr.	Y
TRN102	B	as billed	M	279,008.00	29,274.00	10/9/2012			HAWAII INDUSTRIAL SERVICES LTD	S	INSPECT & CLEAN STORM DRAINS UNDER MS4 PERMIT-HIA #BO1321-23.	State Proj Mgr.	Y
TRN102	B	as billed	M	25,992.00	11,296.71	10/9/2012			HAWAII INDUSTRIAL SERVICES LTD	S	INSPECT & CLEAN STORM DRAINS UNDER MS4 PERMIT-HIA #BO1321-23.	State Proj Mgr.	Y

Department of Transportation - Airports Division
Contract Costs

Table 20

<u>Prog ID</u>	<u>MOF</u>	<u>Amount</u>	<u>(M/A/O)</u>	<u>Max Value</u>	<u>Outstanding Balance</u>	<u>Date Executed</u>	<u>From</u>	<u>To</u>	<u>Organization</u>	<u>E/L/P/C/G/S</u>	<u>Description</u>	<u>Frequency of Monitoring</u>	<u>POS Y/N</u>
TRN102	B	as billed	M	279,008.00	279,008.00	10/9/2012			HAWAII INDUSTRIAL SERVICES LTD	S	INSPECT & CLEAN STORM DRAINS UNDER MS4 PERMIT-HIA #BO1321-23.	State Proj Mgr.	Y
TRN102	B	as billed	M	25,992.00	25,992.00	10/9/2012			HAWAII INDUSTRIAL SERVICES LTD	S	INSPECT & CLEAN STORM DRAINS UNDER MS4 PERMIT-HIA #BO1321-23.	State Proj Mgr.	Y
TRN102	B	as billed	M	53,000.00	32,500.00	4/23/2013			HAWAII INDUSTRIAL SERVICES LTD	S	FURNISHING DRAINAGTE CANAL & DITCH POLLUTION CONTROL SERVICES HIA	State Proj Mgr.	Y
TRN102	B	as billed	M	5,300.00	5,300.00	4/23/2013			HAWAII INDUSTRIAL SERVICES LTD	S	FURNISHING DRAINAGTE CANAL & DITCH POLLUTION CONTROL SERVICES HIA	State Proj Mgr.	Y
TRN102	B	as billed	M	96,000.00	44,550.25	5/14/2013			HAWAII INDUSTRIAL SERVICES LTD	S	FURNISHING STORM DRAINAGE SYSTEM CLEANING SVCS HIA	State Proj Mgr.	Y
TRN102	B	as billed	M	5,000.00	5,000.00	5/14/2013			HAWAII INDUSTRIAL SERVICES LTD	S	FURNISHING STORM DRAINAGE SYSTEM CLEANING SVCS HIA	State Proj Mgr.	Y
TRN102	B	as billed	M	125,150.00	117,502.50	7/30/2013			HAWAII INDUSTRIAL SERVICES LTD	S	PAVEMENT & HARDSTAND CLEANING HIA JOB#BO1326-73 OPT TO EXTEND 2-12 MOS.	State Proj Mgr.	Y
TRN102	B	as billed	M	12,515.00	12,515.00	7/30/2013			HAWAII INDUSTRIAL SERVICES LTD	S	PAVEMENT & HARDSTAND CLEANING HIA JOB#BO1326-73 OPT TO EXTEND 2-12 MOS.	State Proj Mgr.	Y
TRN102	B	as billed	M	180,520.00	173,756.00	8/21/2013			HAWAII INDUSTRIAL SERVICES LTD	S	PEDESTRIAN WALKWAY & ROADWAY MEDIAN CLEANING-HIA JOB#BO1324-73 OPT TO	State Proj Mgr.	Y
TRN102	B	as billed	M	18,052.00	18,052.00	8/21/2013			HAWAII INDUSTRIAL SERVICES LTD	S	PEDESTRIAN WALKWAY & ROADWAY MEDIAN CLEANING-HIA JOB#BO1324-73 OPT TO	State Proj Mgr.	Y
TRN102	B	as billed	M	245,014.00	245,014.00	8/20/2013			HENRY'S EQUIPMENT RENTAL &	S	OST PARKING STRUCTURE WATER LINE REPAIRS-HIA JOB#CO1333-43	State Proj Mgr.	Y
TRN102	B	as billed	M	24,501.00	24,501.00	8/20/2013			HENRY'S EQUIPMENT RENTAL &	S	OST PARKING STRUCTURE WATER LINE REPAIRS-HIA JOB#CO1333-43	State Proj Mgr.	Y
TRN102	B	as billed	M	74,800.00	7,605.00	9/4/2009			IKI CONTRACTING INC.	S	FURNISHING STROM DRAINAGE SYSTEM CLEANING SERVICES-HIA	State Proj Mgr.	Y
TRN102	B	as billed	M	7,500.00	5,250.00	9/4/2009			IKI CONTRACTING INC.	S	FURNISHING STROM DRAINAGE SYSTEM CLEANING SERVICES-HIA	State Proj Mgr.	Y
TRN102	B	as billed	M	74,800.00	33,700.00	9/4/2009			IKI CONTRACTING INC.	S	FURNISHING STROM DRAINAGE SYSTEM CLEANING SERVICES-HIA	State Proj Mgr.	Y
TRN102	B	as billed	M	7,500.00	4,500.00	9/4/2009			IKI CONTRACTING INC.	S	FURNISHING STROM DRAINAGE SYSTEM CLEANING SERVICES-HIA	State Proj Mgr.	Y

Department of Transportation - Airports Division
Contract Costs

Table 20

<u>Prog ID</u>	<u>MOF</u>	<u>Amount</u>	<u>(M/A/O)</u>	<u>Max Value</u>	<u>Outstanding Balance</u>	<u>Date Executed</u>	<u>From</u>	<u>To</u>	<u>Organization</u>	<u>E/L/P/C/ G/S</u>	<u>Description</u>	<u>Frequency of Monitoring</u>	<u>POS Y/N</u>
TRN102	B	as billed	M	74,800.00	19,893.21	9/4/2009			IKI CONTRACTING INC.	S	FURNISHING STROM DRAINAGE SYSTEM CLEANING SERVICES-HIA	State Proj Mgr.	Y
TRN102	B	as billed	M	7,500.00	5,250.00	9/4/2009			IKI CONTRACTING INC.	S	FURNISHING STROM DRAINAGE SYSTEM CLEANING SERVICES-HIA	State Proj Mgr.	Y
TRN102	B	as billed	M	43,830.00	5,025.75	2/17/2010			IKI CONTRACTING INC.	S	LANDSCAPE & IRRIGATION MAINTENANCE AT ELIOT ST HON. INTL AIRPORT	State Proj Mgr.	Y
TRN102	B	as billed	M	4,383.00	4,383.00	2/17/2010			IKI CONTRACTING INC.	S	LANDSCAPE & IRRIGATION MAINTENANCE AT ELIOT ST HON. INTL AIRPORT	State Proj Mgr.	Y
TRN102	B	as billed	M	43,830.00	4,745.75	2/17/2010			IKI CONTRACTING INC.	S	LANDSCAPE & IRRIGATION MAINTENANCE AT ELIOT ST HON. INTL AIRPORT	State Proj Mgr.	Y
TRN102	B	as billed	M	4,383.00	4,383.00	2/17/2010			IKI CONTRACTING INC.	S	LANDSCAPE & IRRIGATION MAINTENANCE AT ELIOT ST HON. INTL AIRPORT	State Proj Mgr.	Y
TRN102	B	as billed	M	43,830.00	8,525.75	2/17/2010			IKI CONTRACTING INC.	S	LANDSCAPE & IRRIGATION MAINTENANCE AT ELIOT ST HON. INTL AIRPORT	State Proj Mgr.	Y
TRN102	B	as billed	M	4,383.00	4,383.00	2/17/2010			IKI CONTRACTING INC.	S	LANDSCAPE & IRRIGATION MAINTENANCE AT ELIOT ST HON. INTL AIRPORT	State Proj Mgr.	Y
TRN102	B	as billed	M	53,700.00	30,805.00	3/8/2013			IMUA LANDSCAPING CO., INC.	S	LANDSCAPING & IRRIGATION MAINTENANCE AT ELLIOT ST-HIA	State Proj Mgr.	Y
TRN102	B	as billed	M	5,370.00	1,287.54	3/8/2013			IMUA LANDSCAPING CO., INC.	S	LANDSCAPING & IRRIGATION MAINTENANCE AT ELLIOT ST-HIA	State Proj Mgr.	Y
TRN102	B	as billed	M	9,000.00	9,000.00	12/16/2008			IN CONTROL, INC	S	MAINTENANCE OF THE FIRE ALARM SYS, HON INTL AIRPORT, BO1902-53; W/ OPTIO	State Proj Mgr.	Y
TRN102	B	as billed	M	98,000.00	26,370.95	12/16/2008			IN CONTROL, INC	S	MAINTENANCE OF THE FIRE ALARM SYS, HON INTL AIRPORT, BO1902-53; W/ OPTIO	State Proj Mgr.	Y
TRN102	B	as billed	M	9,000.00	9,000.00	12/16/2008			IN CONTROL, INC	S	MAINTENANCE OF THE FIRE ALARM SYS, HON INTL AIRPORT, BO1902-53; W/ OPTIO	State Proj Mgr.	Y
TRN102	B	as billed	M	98,000.00	3,986.40	12/16/2008			IN CONTROL, INC	S	MAINTENANCE OF THE FIRE ALARM SYS, HON INTL AIRPORT, BO1902-53; W/ OPTIO	State Proj Mgr.	Y
TRN102	B	as billed	M	9,000.00	9,000.00	12/16/2008			IN CONTROL, INC	S	MAINTENANCE OF THE FIRE ALARM SYS, HON INTL AIRPORT, BO1902-53; W/ OPTIO	State Proj Mgr.	Y

Department of Transportation - Airports Division
Contract Costs

Table 20

Prog ID	MOF	Amount	(M/A/O)	Max Value	Outstanding Balance	Date Executed	From	To	Organization	E/L/P/C/ G/S	Description	Frequency of Monitoring	POS Y/N
TRN102	B	as billed	M	40,834.00	12,084.00	12/16/2008			IN CONTROL, INC	S	MAINTENANCE OF THE FIRE ALARM SYS, HON INTL AIRPORT, BO1902-53; W/ OPTIO	State Proj Mgr.	Y
TRN102	B	as billed	M	2,015,000.00	855,240.00	9/10/2012			INDEX BUILDERS, INC.	S	IITB 7TH FL ROOF REPLACEMNT-HIA JOB#C01204-43	State Proj Mgr.	Y
TRN102	B	as billed	M	201,500.00	201,500.00	9/10/2012			INDEX BUILDERS, INC.	S	IITB 7TH FL ROOF REPLACEMNT-HIA JOB#C01204-43	State Proj Mgr.	Y
TRN102	B	as billed	M	662,079.00	33,103.95	4/9/2008			INTERNATIONAL LIFE SUPPORT,	S	FURNISHING EMERGENCY MEDICAL SVCS PROJECT#EO1741-08 OPT TO EXTEND 2-12MO	State Proj Mgr.	Y
TRN102	B	as billed	M	159,976.00	16,612.51	4/2/2007			JOHNSON CONTROLS, INC.	S	MAINTENANCE OF ENERGY MONITORING & CONTROL SYSTEM-HON INTL AIRPORT	State Proj Mgr.	Y
TRN102	B	as billed	M	528.00	528.00	8/19/2010			JOHNSON CONTROLS, INC.	S	MAINTENANCE OF ENGERGY MONITORING & CONTROL SYSTEM-HIA	State Proj Mgr.	Y
TRN102	B	as billed	M	212,472.00	9,600.00	8/19/2010			JOHNSON CONTROLS, INC.	S	MAINTENANCE OF ENGERGY MONITORING & CONTROL SYSTEM-HIA	State Proj Mgr.	Y
TRN102	B	as billed	M	528.00	528.00	8/19/2010			JOHNSON CONTROLS, INC.	S	MAINTENANCE OF ENGERGY MONITORING & CONTROL SYSTEM-HIA	State Proj Mgr.	Y
TRN102	B	as billed	M	212,472.00	113,571.90	8/19/2010			JOHNSON CONTROLS, INC.	S	MAINTENANCE OF ENGERGY MONITORING & CONTROL SYSTEM-HIA	State Proj Mgr.	Y
TRN102	B	as billed	M	528.00	528.00	8/19/2010			JOHNSON CONTROLS, INC.	S	MAINTENANCE OF ENGERGY MONITORING & CONTROL SYSTEM-HIA	State Proj Mgr.	Y
TRN102	B	as billed	M	676,300.00	100,300.00	2/9/2012			JOHNSON CONTROLS, INC.	S	MAINTENANCE OF VIDEO MONITORING & ACCESS CONTROL SYSTEM-HIA	State Proj Mgr.	Y
TRN102	B	as billed	M	100,000.00	100,000.00	2/9/2012			JOHNSON CONTROLS, INC.	S	MAINTENANCE OF VIDEO MONITORING & ACCESS CONTROL SYSTEM-HIA	State Proj Mgr.	Y
TRN102	B	as billed	M	676,300.00	251,421.65	2/9/2012			JOHNSON CONTROLS, INC.	S	MAINTENANCE OF VIDEO MONITORING & ACCESS CONTROL SYSTEM-HIA	State Proj Mgr.	Y
TRN102	B	as billed	M	100,000.00	100,000.00	2/9/2012			JOHNSON CONTROLS, INC.	S	MAINTENANCE OF VIDEO MONITORING & ACCESS CONTROL SYSTEM-HIA	State Proj Mgr.	Y
TRN102	B	as billed	M	84,144.00	7,364.72	6/29/2012			JOHNSON CONTROLS, INC.	S	MAINTENANCE OF FIRE ALARM SYSTEM HIA BO1204-53.	State Proj Mgr.	Y
TRN102	B	as billed	M	84,144.00	57,223.30	6/29/2012			JOHNSON CONTROLS, INC.	S	MAINTENANCE OF FIRE ALARM SYSTEM HIA BO1204-53.	State Proj Mgr.	Y

Department of Transportation - Airports Division
Contract Costs

Table 20

Prog ID	MOF	Amount	(M/A/O)	Max Value	Outstanding Balance	Date Executed	From	To	Organization	E/L/P/C/ G/S	Description	Frequency of Monitoring	POS Y/N
TRN102	B	as billed	M	8,856.00	8,856.00	6/29/2012			JOHNSON CONTROLS, INC.	S	MAINTENANCE OF FIRE ALARM SYSTEM HIA BO1204-53.	State Proj Mgr.	Y
TRN102	B	as billed	M	1,845,888.00	881,118.03	9/7/2012			KIEWIT BUILDING GROUP INC.	S	REPLACE FLOORING, IAB-HIA JOB#CO1220-33	State Proj Mgr.	Y
TRN102	B	as billed	M	467,472.00	467,472.00	9/7/2012			KIEWIT BUILDING GROUP INC.	S	REPLACE FLOORING, IAB-HIA JOB#CO1220-33	State Proj Mgr.	Y
TRN102	B	as billed	M	1,275,750.00	235,203.70	4/10/2012			KONE, INC.	S	MAINTENANCE OF ELEVATORS & ESCALATORS HONOLULU INTL AIRPORT	State Proj Mgr.	Y
TRN102	B	as billed	M	2,676,888.00	790,177.00	4/10/2012			KONE, INC.	S	MAINTENANCE OF ELEVATORS & ESCALATORS HONOLULU INTL AIRPORT	State Proj Mgr.	Y
TRN102	B	as billed	M	273,112.00	273,112.00	4/10/2012			KONE, INC.	S	MAINTENANCE OF ELEVATORS & ESCALATORS HONOLULU INTL AIRPORT	State Proj Mgr.	Y
TRN102	B	as billed	M	2,676,888.00	2,676,888.00	4/10/2012			KONE, INC.	S	MAINTENANCE OF ELEVATORS & ESCALATORS HONOLULU INTL AIRPORT	State Proj Mgr.	Y
TRN102	B	as billed	M	273,112.00	273,112.00	4/10/2012			KONE, INC.	S	MAINTENANCE OF ELEVATORS & ESCALATORS HONOLULU INTL AIRPORT	State Proj Mgr.	Y
TRN102	B	as billed	M	61,857.50	19,600.00	9/10/2012			LPN LANDSCAPING & TREE SERVICE	S	LANDSCAPE & IRRIGATION MAINTENANCE AT LAGOON DR, HNL INTL APT	State Proj Mgr.	Y
TRN102	B	as billed	M	100,000.00	88,300.00	9/10/2012			LPN LANDSCAPING & TREE SERVICE	S	LANDSCAPE & IRRIGATION MAINTENANCE AT LAGOON DR, HNL INTL APT	State Proj Mgr.	Y
TRN102	B	as billed	M	44,200.00	25,439.49	2/15/2013			LPN LANDSCAPING & TREE SERVICE	S	LANDSCAPE & IRRIGATION MAINTENANCE AT AOOLE ST/RODGERS BLVD	State Proj Mgr.	Y
TRN102	B	as billed	M	1,800.00	50.00	2/15/2013			LPN LANDSCAPING & TREE SERVICE	S	LANDSCAPE & IRRIGATION MAINTENANCE AT AOOLE ST/RODGERS BLVD	State Proj Mgr.	Y
TRN102	B	as billed	M	375,000.00	27,904.14	2/14/2007			MATSUNAGA, RICHARD &	S	DESIGN SUPPORT FOR MAINTENANCE PROJECTS HONOLULU INT'L AIRPORT CO1701-62	State Proj Mgr.	Y
TRN102	B	as billed	M	400,000.00	125,638.00	1/31/2007			MECHANICAL ENGINEERS OF	S	FIRE SPRINKLER SYSTEM IMPROVEMENTS HON INTL AIRPORT CO1605-42.	State Proj Mgr.	Y
TRN102	B	as billed	M	208,452.25	240.00	8/18/2009			NATIONAL FIRE PROTECTION CO.,	S	INSPECTION & MAINT SERVICES OF AIRPORT FIRE PROTECTION EQUIPMENT; HON IN	State Proj Mgr.	Y

Department of Transportation - Airports Division
Contract Costs

Table 20

<u>Prog ID</u>	<u>MOF</u>	<u>Amount</u>	<u>(M/A/O)</u>	<u>Max Value</u>	<u>Outstanding Balance</u>	<u>Date Executed</u>	<u>From</u>	<u>To</u>	<u>Organization</u>	<u>E/L/P/C/ G/S</u>	<u>Description</u>	<u>Frequency of Monitoring</u>	<u>POS Y/N</u>
TRN102	B	as billed	M	2,547.75	1,297.75	8/18/2009			NATIONAL FIRE PROTECTION CO.,	S	INSPECTION & MAINT SERVICES OF AIRPORT FIRE PROTECTION EQUIPMENT; HON IN	State Proj Mgr.	Y
TRN102	B	as billed	M	208,452.25	9,423.17	8/18/2009			NATIONAL FIRE PROTECTION CO.,	S	INSPECTION & MAINT SERVICES OF AIRPORT FIRE PROTECTION EQUIPMENT; HON IN	State Proj Mgr.	Y
TRN102	B	as billed	M	2,547.75	2,547.75	8/18/2009			NATIONAL FIRE PROTECTION CO.,	S	INSPECTION & MAINT SERVICES OF AIRPORT FIRE PROTECTION EQUIPMENT; HON IN	State Proj Mgr.	Y
TRN102	B	as billed	M	212,598.10	93,562.74	8/23/2012			NATIONAL FIRE PROTECTION CO.,	S	INSPECTION & MAINT SVCS OF AIRPORT FIRE PROTECTION EQUIPMENT, HON INTL	State Proj Mgr.	Y
TRN102	B	as billed	M	8,401.90	8,401.90	8/23/2012			NATIONAL FIRE PROTECTION CO.,	S	INSPECTION & MAINT SVCS OF AIRPORT FIRE PROTECTION EQUIPMENT, HON INTL	State Proj Mgr.	Y
TRN102	B	as billed	M	225,441.70	166,523.90	8/23/2012			NATIONAL FIRE PROTECTION CO.,	S	INSPECTION & MAINT SVCS OF AIRPORT FIRE PROTECTION EQUIPMENT, HON INTL	State Proj Mgr.	Y
TRN102	B	as billed	M	19,174.62	19,174.62	8/23/2012			NATIONAL FIRE PROTECTION CO.,	S	INSPECTION & MAINT SVCS OF AIRPORT FIRE PROTECTION EQUIPMENT, HON INTL	State Proj Mgr.	Y
TRN102	B	as billed	M	234,680.00	149,540.61	4/22/2013			NETWORK POWER SOLUTIONS, INC.	S	MAINTENANCE OF THE TELEPHONE SYSTEM, HONOLULU INTERNATIONAL AIRPORT	State Proj Mgr.	Y
TRN102	B	as billed	M	20,320.00	20,320.00	4/22/2013			NETWORK POWER SOLUTIONS, INC.	S	MAINTENANCE OF THE TELEPHONE SYSTEM, HONOLULU INTERNATIONAL AIRPORT	State Proj Mgr.	Y
TRN102	B	as billed	M	1,706,970.58	674,648.96	8/5/2011			OAHU AIR CONDITIONING SERVICE,	S	MAINTENANCE OF AIR CONDITIONING EQUIPMENT, HONOLULU INTERNATIONAL	State Proj Mgr.	Y
TRN102	B	as billed	M	173,029.42	173,029.42	8/5/2011			OAHU AIR CONDITIONING SERVICE,	S	MAINTENANCE OF AIR CONDITIONING EQUIPMENT, HONOLULU INTERNATIONAL	State Proj Mgr.	Y
TRN102	B	as billed	M	1,706,970.58	35,056.33	8/5/2011			OAHU AIR CONDITIONING SERVICE,	S	MAINTENANCE OF AIR CONDITIONING EQUIPMENT, HONOLULU INTERNATIONAL	State Proj Mgr.	Y
TRN102	B	as billed	M	173,029.42	173,029.42	8/5/2011			OAHU AIR CONDITIONING SERVICE,	S	MAINTENANCE OF AIR CONDITIONING EQUIPMENT, HONOLULU INTERNATIONAL	State Proj Mgr.	Y
TRN102	B	as billed	M	1,706,970.58	1,617,194.32	8/5/2011			OAHU AIR CONDITIONING SERVICE,	S	MAINTENANCE OF AIR CONDITIONING EQUIPMENT, HONOLULU INTERNATIONAL	State Proj Mgr.	Y
TRN102	B	as billed	M	173,029.42	173,029.42	8/5/2011			OAHU AIR CONDITIONING SERVICE,	S	MAINTENANCE OF AIR CONDITIONING EQUIPMENT, HONOLULU INTERNATIONAL	State Proj Mgr.	Y

Department of Transportation - Airports Division
Contract Costs

Table 20

<u>Prog ID</u>	<u>MOF</u>	<u>Amount</u>	<u>(M/A/O)</u>	<u>Max Value</u>	<u>Outstanding Balance</u>	<u>Date Executed</u>	<u>From</u>	<u>To</u>	<u>Organization</u>	<u>E/L/P/C/ G/S</u>	<u>Description</u>	<u>Frequency of Monitoring</u>	<u>POS Y/N</u>
TRN102	B	as billed	M	711,923.00	22,199.62	3/15/2007			OXFORD ELECTRONICS, INC.	S	MAINTENANCE OF PASSENGER LOADING BRIDGES & BAGGAGE HANDLING EQUIPMENT	State Proj Mgr.	Y
TRN102	B	as billed	M	1,613,456.45	99,587.15	3/15/2007			OXFORD ELECTRONICS, INC.	S	MAINTENANCE OF PASSENGER LOADING BRIDGES & BAGGAGE HANDLING EQUIPMENT	State Proj Mgr.	Y
TRN102	B	as billed	M	93,543.55	93,543.55	3/15/2007			OXFORD ELECTRONICS, INC.	S	MAINTENANCE OF PASSENGER LOADING BRIDGES & BAGGAGE HANDLING EQUIPMENT	State Proj Mgr.	Y
TRN102	B	as billed	M	1,613,456.45	62,621.20	3/15/2007			OXFORD ELECTRONICS, INC.	S	MAINTENANCE OF PASSENGER LOADING BRIDGES & BAGGAGE HANDLING EQUIPMENT	State Proj Mgr.	Y
TRN102	B	as billed	M	93,543.55	93,543.55	3/15/2007			OXFORD ELECTRONICS, INC.	S	MAINTENANCE OF PASSENGER LOADING BRIDGES & BAGGAGE HANDLING EQUIPMENT	State Proj Mgr.	Y
TRN102	B	as billed	M	54,300.00	25,878.31	5/5/2010			PACIFIC COMMERCIAL SERVICES	S	FURNISHING WASTE MATERIALS DISPOSAL SVCS-HONOLULU INTL AIRPORT	State Proj Mgr.	Y
TRN102	B	as billed	M	5,400.00	5,400.00	5/5/2010			PACIFIC COMMERCIAL SERVICES	S	FURNISHING WASTE MATERIALS DISPOSAL SVCS-HONOLULU INTL AIRPORT	State Proj Mgr.	Y
TRN102	B	as billed	M	54,300.00	39,547.39	5/5/2010			PACIFIC COMMERCIAL SERVICES	S	FURNISHING WASTE MATERIALS DISPOSAL SVCS-HONOLULU INTL AIRPORT	State Proj Mgr.	Y
TRN102	B	as billed	M	5,400.00	5,400.00	5/5/2010			PACIFIC COMMERCIAL SERVICES	S	FURNISHING WASTE MATERIALS DISPOSAL SVCS-HONOLULU INTL AIRPORT	State Proj Mgr.	Y
TRN102	B	as billed	M	54,300.00	10,622.38	5/5/2010			PACIFIC COMMERCIAL SERVICES	S	FURNISHING WASTE MATERIALS DISPOSAL SVCS-HONOLULU INTL AIRPORT	State Proj Mgr.	Y
TRN102	B	as billed	M	5,400.00	5,400.00	5/5/2010			PACIFIC COMMERCIAL SERVICES	S	FURNISHING WASTE MATERIALS DISPOSAL SVCS-HONOLULU INTL AIRPORT	State Proj Mgr.	Y
TRN102	B	as billed	M	4,846.68	1,027.85	3/14/2008			PACIFIC WIRELESS	S	MAINTENANCE OF 800 MHZ COMMUNICATIONS SYSTEM HONOLULU INTERNATIONAL	State Proj Mgr.	Y
TRN102	B	as billed	M	49,053.32	12,010.43	3/14/2008			PACIFIC WIRELESS	S	MAINTENANCE OF 800 MHZ COMMUNICATIONS SYSTEM HONOLULU INTERNATIONAL	State Proj Mgr.	Y
TRN102	B	as billed	M	4,846.68	4,846.68	3/14/2008			PACIFIC WIRELESS	S	MAINTENANCE OF 800 MHZ COMMUNICATIONS SYSTEM HONOLULU INTERNATIONAL	State Proj Mgr.	Y
TRN102	B	as billed	M	49,053.32	13,226.41	3/14/2008			PACIFIC WIRELESS	S	MAINTENANCE OF 800 MHZ COMMUNICATIONS SYSTEM HONOLULU INTERNATIONAL	State Proj Mgr.	Y

Department of Transportation - Airports Division
Contract Costs

Table 20

<u>Prog ID</u>	<u>MOF</u>	<u>Amount</u>	<u>(M/A/O)</u>	<u>Max Value</u>	<u>Outstanding Balance</u>	<u>Date Executed</u>	<u>From</u>	<u>To</u>	<u>Organization</u>	<u>E/L/P/C/ G/S</u>	<u>Description</u>	<u>Frequency of Monitoring</u>	<u>POS Y/N</u>
TRN102	B	as billed	M	4,846.68	4,846.68	3/14/2008			PACIFIC WIRELESS	S	MAINTENANCE OF 800 MHZ COMMUNICATIONS SYSTEM HONOLULU INTERNATIONAL	State Proj Mgr.	Y
TRN102	B	as billed	M	11,375.00	11,375.00	4/29/2010			PACIFIC WIRELESS	S	MAINTENANCE OF THE AIRPORT TELEPHONE SYSTEM-HON INTL AIRPORT	State Proj Mgr.	Y
TRN102	B	as billed	M	117,625.00	18,084.70	4/29/2010			PACIFIC WIRELESS	S	MAINTENANCE OF THE AIRPORT TELEPHONE SYSTEM-HON INTL AIRPORT	State Proj Mgr.	Y
TRN102	B	as billed	M	11,375.00	11,375.00	4/29/2010			PACIFIC WIRELESS	S	MAINTENANCE OF THE AIRPORT TELEPHONE SYSTEM-HON INTL AIRPORT	State Proj Mgr.	Y
TRN102	B	as billed	M	117,625.00	7,807.44	4/29/2010			PACIFIC WIRELESS	S	MAINTENANCE OF THE AIRPORT TELEPHONE SYSTEM-HON INTL AIRPORT	State Proj Mgr.	Y
TRN102	B	as billed	M	11,375.00	11,375.00	4/29/2010			PACIFIC WIRELESS	S	MAINTENANCE OF THE AIRPORT TELEPHONE SYSTEM-HON INTL AIRPORT	State Proj Mgr.	Y
TRN102	B	as billed	M	59,975.00	59,975.00	7/29/2013			PACIFIC WIRELESS	S	MAINTENANCE OF 800 MHZ COMMUNICATION SYSTEM, HONOLULU INTERNATIONAL	State Proj Mgr.	Y
TRN102	B	as billed	M	45,005.00	45,005.00	8/18/2009			PARADISE LANDSCAPE MAINTENANCE	S	MAINTENANCE OF CULTURAL PONDS; HON AIRPORT IFB BO1908-73 (4/27/09).	State Proj Mgr.	Y
TRN102	B	as billed	M	5,038,440.80	2,347,533.60	12/20/2012			ROBERT'S TOURS AND	S	OPERATION, MAINT AND MGT OF THE INTRA-AIRPORT PASSENGER TRANS SYS	State Proj Mgr.	Y
TRN102	B	as billed	M	121,600.00	18,660.68	8/27/2007			SDV TELECOMMUNICATIO NS	S	MAINTENANCE OF THE AIRPORT TELEPHONE SYSTEM HONOLULU INTL AIRPORT	State Proj Mgr.	Y
TRN102	B	as billed	M	12,400.00	12,400.00	8/27/2007			SDV TELECOMMUNICATIO NS	S	MAINTENANCE OF THE AIRPORT TELEPHONE SYSTEM HONOLULU INTL AIRPORT	State Proj Mgr.	Y
TRN102	B	as billed	M	43,000.00	34.00	8/27/2007			SDV TELECOMMUNICATIO NS	S	MAINTENANCE OF THE AIRPORT TELEPHONE SYSTEM HONOLULU INTL AIRPORT	State Proj Mgr.	Y
TRN102	B	as billed	M	121,600.00	3,025.00	8/27/2007			SDV TELECOMMUNICATIO NS	S	MAINTENANCE OF THE AIRPORT TELEPHONE SYSTEM HONOLULU INTL AIRPORT	State Proj Mgr.	Y
TRN102	B	as billed	M	12,400.00	12,400.00	8/27/2007			SDV TELECOMMUNICATIO NS	S	MAINTENANCE OF THE AIRPORT TELEPHONE SYSTEM HONOLULU INTL AIRPORT	State Proj Mgr.	Y
TRN102	B	as billed	M	121,600.00	121,600.00	8/27/2007			SDV TELECOMMUNICATIO NS	S	MAINTENANCE OF THE AIRPORT TELEPHONE SYSTEM HONOLULU INTL AIRPORT	State Proj Mgr.	Y

Department of Transportation - Airports Division
Contract Costs

Table 20

Prog ID	MOF	Amount	(M/A/O)	Max Value	Outstanding Balance	Date Executed	From	To	Organization	E/L/P/C/ G/S	Description	Frequency of Monitoring	POS Y/N
TRN102	B	as billed	M	12,400.00	12,400.00	8/27/2007			SDV TELECOMMUNICATIO NS	S	MAINTENANCE OF THE AIRPORT TELEPHONE SYSTEM HONOLULU INTL AIRPORT	State Proj Mgr.	Y
TRN102	B	as billed	M	570,000.00	33,686.50	6/30/2010			SEGAWA, WESLEY R. AND	S	DESIGN SERVICES FOR VARIOUS MAINTENANCE& REPAIR PROJECTS, VAR AIRPORTS S	State Proj Mgr.	Y
TRN102	B	as billed	M	200,000.00	200,000.00	6/30/2010			SEGAWA, WESLEY R. AND	S	CONSTRUCTION MANAGEMENT SERVICES FOR MAINTENANCE & REPAIRS PROJECTS VARI	State Proj Mgr.	Y
TRN102	B	as billed	M	86,747.06	39,650.73	8/19/2010			SMALT & COMPANY, INC.	S	LANDSCAPE & IRRIGATION MAINTENANCE AT LAGOON DR-HON INTL AIRPORTBO1009-	State Proj Mgr.	Y
TRN102	B	as billed	M	8,674.71	8,674.71	8/19/2010			SMALT & COMPANY, INC.	S	LANDSCAPE & IRRIGATION MAINTENANCE AT LAGOON DR-HON INTL AIRPORTBO1009-	State Proj Mgr.	Y
TRN102	B	as billed	M	86,747.06	35,498.70	8/19/2010			SMALT & COMPANY, INC.	S	LANDSCAPE & IRRIGATION MAINTENANCE AT LAGOON DR-HON INTL AIRPORTBO1009-	State Proj Mgr.	Y
TRN102	B	as billed	M	8,674.71	8,674.71	8/19/2010			SMALT & COMPANY, INC.	S	LANDSCAPE & IRRIGATION MAINTENANCE AT LAGOON DR-HON INTL AIRPORTBO1009-	State Proj Mgr.	Y
TRN102	B	as billed	M	137,000.00	116,000.00	5/14/2013			SMALT & COMPANY, INC.	S	SHORELINE CLEANUP. HONOLULU INT'L AIRPORT. B01333-73	State Proj Mgr.	Y
TRN102	B	as billed	M	13,700.00	13,700.00	5/14/2013			SMALT & COMPANY, INC.	S	SHORELINE CLEANUP. HONOLULU INT'L AIRPORT. B01333-73	State Proj Mgr.	Y
TRN102	B	as billed	M	39,522.20	7,133.97	8/26/2010			STRAUB CLINIC & HOSPITAL	S	FURNISHING ANNUAL AIPIORT FIREFIGHTER MEDICAL EXAMINATIONS HONLULU/KALAE	State Proj Mgr.	Y
TRN102	B	as billed	M	50,202.40	40,038.34	8/26/2010			STRAUB CLINIC & HOSPITAL	S	FURNISHING ANNUAL AIPIORT FIREFIGHTER MEDICAL EXAMINATIONS HONLULU/KALAE	State Proj Mgr.	Y
TRN102	B	as billed	M	52,044.25	28,214.81	8/26/2010			STRAUB CLINIC & HOSPITAL	S	FURNISHING ANNUAL AIPIORT FIREFIGHTER MEDICAL EXAMINATIONS HONLULU/KALAE	State Proj Mgr.	Y
TRN102	B	as billed	M	330,000.00	36,105.18	10/5/2011			TED'S WIRING SERVICE, LTD.	S	REPLACE LIGHTING & AUDIO VISUAL CONTROL SYST AT IIT CONFERENCE CENTER	State Proj Mgr.	Y
TRN102	B	as billed	M	470,000.00	15,202.00	8/13/2010			TM DESIGNERS, INC.	S	CONSTRUCTION MANAGEMENT SVCS FOR MAINTENANCE & REPAIR PROJECTS VARIOUS	State Proj Mgr.	Y
TRN102	B	as billed	M	250,000.00	32,233.63	6/30/2010			TOWILL, R. M. CORPORATION	S	DESIGN SERVICES FOR VAR MAINTENANCE & REPAIR PROJECTS VAR AIRPORTS S/W C	State Proj Mgr.	Y

Department of Transportation - Airports Division
Contract Costs

Table 20

Prog ID	MOF	Amount	(M/A/O)	Max Value	Outstanding Balance	Date Executed	From	To	Organization	E/L/P/C/ G/S	Description	Frequency of Monitoring	POS Y/N
TRN102	B	as billed	M	200,000.00	4,984.08	6/30/2010			TOWILL, R. M. CORPORATION	S	CONSTRUCTION MANAGEMENT SERVICES FOR MAINT & REPAIR PROJECTS VARIOUS AIR	State Proj Mgr.	Y
TRN102	W	as billed	M	650,000.00	49,626.78	2/8/2011			TOWILL, R. M. CORPORATION	S	CENTRAL CONCOURSE SPALL REPAIRS, DRAIN REPAIRS & REROOFING/HONOLULU INTL	State Proj Mgr.	Y
TRN102	W	as billed	M	10,000.00	9,975.54	2/8/2011			TOWILL, R. M. CORPORATION	S	CENTRAL CONCOURSE SPALL REPAIRS, DRAIN REPAIRS & REROOFING/HONOLULU INTL	State Proj Mgr.	Y
TRN104	B	as billed	M	1,450.00	0.04	8/12/2010			AED INSTITUTE OF AMERICA, INC.	S	MAINTENANCE/SUPPORT SVC FOR STATE AIRPORTS PAD/AED PROGRAMS, VARIOUS	State Proj Mgr.	Y
TRN104	B	as billed	M	94,035.00	94,035.00	8/18/2009			DOONWOOD ENGINEERING, INC.	S	MONITORING & MAINTENANCE OF WATER SYSTEM-KALAELOA AIRPORT	State Proj Mgr.	Y
TRN104	B	as billed	M	135,968.00	58,752.27	6/7/2010			DOONWOOD ENGINEERING, INC.	S	MONITORING & MAINTENANCE OF WATER SYSTEM DILLINGHAM AIRPORT	State Proj Mgr.	Y
TRN104	B	as billed	M	13,596.80	13,596.80	6/7/2010			DOONWOOD ENGINEERING, INC.	S	MONITORING & MAINTENANCE OF WATER SYSTEM DILLINGHAM AIRPORT	State Proj Mgr.	Y
TRN104	B	as billed	M	135,968.00	75,153.81	6/7/2010			DOONWOOD ENGINEERING, INC.	S	MONITORING & MAINTENANCE OF WATER SYSTEM DILLINGHAM AIRPORT	State Proj Mgr.	Y
TRN104	B	as billed	M	13,596.80	13,596.80	6/7/2010			DOONWOOD ENGINEERING, INC.	S	MONITORING & MAINTENANCE OF WATER SYSTEM DILLINGHAM AIRPORT	State Proj Mgr.	Y
TRN104	B	as billed	M	135,968.00	47,375.63	6/7/2010			DOONWOOD ENGINEERING, INC.	S	MONITORING & MAINTENANCE OF WATER SYSTEM DILLINGHAM AIRPORT	State Proj Mgr.	Y
TRN104	B	as billed	M	13,596.80	13,596.80	6/7/2010			DOONWOOD ENGINEERING, INC.	S	MONITORING & MAINTENANCE OF WATER SYSTEM DILLINGHAM AIRPORT	State Proj Mgr.	Y
TRN104	B	as billed	M	67,984.00	67,984.00	6/7/2010			DOONWOOD ENGINEERING, INC.	S	MONITORING & MAINTENANCE OF WATER SYSTEM DILLINGHAM AIRPORT	State Proj Mgr.	Y
TRN104	B	as billed	M	6,798.40	6,798.40	6/7/2010			DOONWOOD ENGINEERING, INC.	S	MONITORING & MAINTENANCE OF WATER SYSTEM DILLINGHAM AIRPORT	State Proj Mgr.	Y
TRN104	B	as billed	M	536.00	536.00	8/18/2009			NATIONAL FIRE PROTECTION CO.,	S	INSPECTION & MAINT SERVICES OF AIRPORT FIRE PROTECTION EQUIPMENT; HON IN	State Proj Mgr.	Y
TRN104	B	as billed	M	536.00	536.00	8/18/2009			NATIONAL FIRE PROTECTION CO.,	S	INSPECTION & MAINT SERVICES OF AIRPORT FIRE PROTECTION EQUIPMENT; HON IN	State Proj Mgr.	Y

Department of Transportation - Airports Division
Contract Costs

Table 20

<u>Prog ID</u>	<u>MOF</u>	<u>Amount</u>	<u>(M/A/O)</u>	<u>Max Value</u>	<u>Outstanding Balance</u>	<u>Date Executed</u>	<u>From</u>	<u>To</u>	<u>Organization</u>	<u>E/L/P/C/ G/S</u>	<u>Description</u>	<u>Frequency of Monitoring</u>	<u>POS Y/N</u>
TRN104	B	as billed	M	6,000.00	4,192.00	8/18/2009			NATIONAL FIRE PROTECTION CO.,	S	INSPECTION & MAINT SERVICES OF AIRPORT FIRE PROTECTION EQUIPMENT; HON IN	State Proj Mgr.	Y
TRN104	B	as billed	M	8,479.00	6,332.00	8/18/2009			NATIONAL FIRE PROTECTION CO.,	S	INSPECTION & MAINT SERVICES OF AIRPORT FIRE PROTECTION EQUIPMENT; HON IN	State Proj Mgr.	Y
TRN104	B	as billed	M	536.00	536.00	8/18/2009			NATIONAL FIRE PROTECTION CO.,	S	INSPECTION & MAINT SERVICES OF AIRPORT FIRE PROTECTION EQUIPMENT; HON IN	State Proj Mgr.	Y
TRN104	B	as billed	M	6,497.00	4,314.00	8/23/2012			NATIONAL FIRE PROTECTION CO.,	S	INSPECTION & MAINT SVCS OF AIRPORT FIRE PROTECTION EQUIPMENT, HON INTL	State Proj Mgr.	Y
TRN104	B	as billed	M	500.00	500.00	8/23/2012			NATIONAL FIRE PROTECTION CO.,	S	INSPECTION & MAINT SVCS OF AIRPORT FIRE PROTECTION EQUIPMENT, HON INTL	State Proj Mgr.	Y
TRN104	B	as billed	M	6,602.50	3,890.50	8/23/2012			NATIONAL FIRE PROTECTION CO.,	S	INSPECTION & MAINT SVCS OF AIRPORT FIRE PROTECTION EQUIPMENT, HON INTL	State Proj Mgr.	Y
TRN104	B	as billed	M	1,400.50	1,400.50	8/23/2012			NATIONAL FIRE PROTECTION CO.,	S	INSPECTION & MAINT SVCS OF AIRPORT FIRE PROTECTION EQUIPMENT, HON INTL	State Proj Mgr.	Y
TRN104	B	as billed	M	6,992.00	6,464.00	8/23/2012			NATIONAL FIRE PROTECTION CO.,	S	INSPECTION & MAINT SVCS OF AIRPORT FIRE PROTECTION EQUIPMENT, HON INTL	State Proj Mgr.	Y
TRN104	B	as billed	M	2,000.00	2,000.00	8/23/2012			NATIONAL FIRE PROTECTION CO.,	S	INSPECTION & MAINT SVCS OF AIRPORT FIRE PROTECTION EQUIPMENT, HON INTL	State Proj Mgr.	Y
TRN104	B	as billed	M	7,217.50	6,590.50	8/23/2012			NATIONAL FIRE PROTECTION CO.,	S	INSPECTION & MAINT SVCS OF AIRPORT FIRE PROTECTION EQUIPMENT, HON INTL	State Proj Mgr.	Y
TRN104	B	as billed	M	2,790.50	2,790.50	8/23/2012			NATIONAL FIRE PROTECTION CO.,	S	INSPECTION & MAINT SVCS OF AIRPORT FIRE PROTECTION EQUIPMENT, HON INTL	State Proj Mgr.	Y
TRN104	B	as billed	M	436,585.03	436,585.03	9/16/2013			OCEANIC COMPANIES, INC.	S	JET-A FUEL TANK INSTALLATION, KALAELOA AIRPORT, CO4320-43	State Proj Mgr.	Y
TRN104	B	as billed	M	43,658.97	43,658.97	9/16/2013			OCEANIC COMPANIES, INC.	S	JET-A FUEL TANK INSTALLATION, KALAELOA AIRPORT, CO4320-43	State Proj Mgr.	Y
TRN104	B	as billed	M	437,000.00	183,314.98	11/22/2011			OKAHARA & ASSOCIATES, INC.	S	DESIGN OF UTILITY IMPROVEMENTS, KALAELOA AIRPORT, CO4101-42	State Proj Mgr.	Y
TRN104	B	as billed	M	10,000.00	10,000.00	11/22/2011			OKAHARA & ASSOCIATES, INC.	S	DESIGN OF UTILITY IMPROVEMENTS, KALAELOA AIRPORT, CO4101-42	State Proj Mgr.	Y
TRN104	N	as billed	M	639,655.00	352,028.00	11/22/2011			OKAHARA & ASSOCIATES, INC.	S	DESIGN OF UTILITY IMPROVEMENTS, KALAELOA AIRPORT, CO4101-42	State Proj Mgr.	Y

Department of Transportation - Airports Division
Contract Costs

Table 20

<u>Prog ID</u>	<u>MOF</u>	<u>Amount</u>	<u>(M/A/O)</u>	<u>Max Value</u>	<u>Outstanding Balance</u>	<u>Date Executed</u>	<u>From</u>	<u>To</u>	<u>Organization</u>	<u>E/L/P/C/ G/S</u>	<u>Description</u>	<u>Frequency of Monitoring</u>	<u>POS Y/N</u>
TRN104	B	as billed	M	17,125.70	3,685.40	8/26/2010			STRAUB CLINIC & HOSPITAL	S	FURNISHING ANNUAL AIPORT FIREFIGHTER MEDICAL EXAMINATIONS HONLULU/KALAE	State Proj Mgr.	Y
TRN104	B	as billed	M	21,470.60	16,389.45	8/26/2010			STRAUB CLINIC & HOSPITAL	S	FURNISHING ANNUAL AIPORT FIREFIGHTER MEDICAL EXAMINATIONS HONLULU/KALAE	State Proj Mgr.	Y
TRN104	B	as billed	M	22,110.40	13,102.94	8/26/2010			STRAUB CLINIC & HOSPITAL	S	FURNISHING ANNUAL AIPORT FIREFIGHTER MEDICAL EXAMINATIONS HONLULU/KALAE	State Proj Mgr.	Y
TRN111	B	as billed	O	80,624.48	80,624.48	6/20/2013			ALLIED MACHINERY CORP.	G	FURNISH & DELIVER ONE TRACTOR WITH ROTARY CUTTING ATTACHMENT HILO AIRPOR	State Proj Mgr.	N
TRN111	B	as billed	M	133,902.00	63,746.18	3/12/2013			AQUA ENGINEERS, INC.	S	OPERATING & MAINTAINING WASTEWATER TREATMENT PLANT-HILO INTL AIRPORT	State Proj Mgr.	Y
TRN111	B	as billed	M	13,390.00	13,390.00	3/12/2013			AQUA ENGINEERS, INC.	S	OPERATING & MAINTAINING WASTEWATER TREATMENT PLANT-HILO INTL AIRPORT	State Proj Mgr.	Y
TRN111	B	as billed	M	449,800.00	449,800.00	9/9/2013			COMMERCIAL ELECTRIC, INC.	S	APRON LIGHT POLE REPAIR HILO INTERNATIONAL AIRPORT JOB#CH132-53.	State Proj Mgr.	Y
TRN111	B	as billed	M	44,980.00	44,980.00	9/9/2013			COMMERCIAL ELECTRIC, INC.	S	APRON LIGHT POLE REPAIR HILO INTERNATIONAL AIRPORT JOB#CH132-53.	State Proj Mgr.	Y
TRN111	B	as billed	M	315,535.00	31.52	9/29/2005			GLOVER, JAS. W., LTD.	S	TAXIWAYS & RAMPS PAVEMENT REPAIRS-HILO INT'L AIRPORT	State Proj Mgr.	Y
TRN111	B	as billed	M	550,000.00	4,539.33	9/29/2005			GLOVER, JAS. W., LTD.	S	TAXIWAYS & RAMPS PAVEMENT REPAIRS-HILO INT'L AIRPORT	State Proj Mgr.	Y
TRN111	N	as billed	M	276,886.00	12,438.00	9/29/2005			GLOVER, JAS. W., LTD.	S	TAXIWAYS & RAMPS PAVEMENT REPAIRS-HILO INT'L AIRPORT	State Proj Mgr.	Y
TRN111	B	as billed	M	1,573,924.00	85,240.90	4/4/2012			GW CONSTRUCTION	S	ACCESS RD PAVEMENT REPAIRS PH II & PARKING LOT ENTRY REPAIRS HILO INTL	State Proj Mgr.	Y
TRN111	B	as billed	M	50,000.00	50,000.00	4/4/2012			GW CONSTRUCTION	S	ACCESS RD PAVEMENT REPAIRS PH II & PARKING LOT ENTRY REPAIRS HILO INTL	State Proj Mgr.	Y
TRN111	B	as billed	M	6,611.17	4,087.27	1/18/2008			HEIDE & COOK LTD	S	MAINTENANCE OF THE AIR CONDITIONING EQUIPMENT-HILO INTL AIRPORT	State Proj Mgr.	Y
TRN111	B	as billed	M	38,386.49	37,267.15	1/6/2011			HEIDE & COOK, LLC	S	MAINTENANCE OF AIR CONDITIONING EQUIPMENT-HILO INTERNATIONAL AIRPORT	State Proj Mgr.	Y
TRN111	B	as billed	M	7,412.03	7,412.03	1/6/2011			HEIDE & COOK, LLC	S	MAINTENANCE OF AIR CONDITIONING EQUIPMENT-HILO INTERNATIONAL AIRPORT	State Proj Mgr.	Y

Department of Transportation - Airports Division
Contract Costs

Table 20

Prog ID	MOF	Amount	(M/A/O)	Max Value	Outstanding Balance	Date Executed	From	To	Organization	E/L/P/C/ G/S	Description	Frequency of Monitoring	POS Y/N
TRN111	B	as billed	M	71,287.03	32,505.17	1/6/2011			HEIDE & COOK, LLC	S	MAINTENANCE OF AIR CONDITIONING EQUIPMENT-HILO INTERNATIONAL AIRPORT	State Proj Mgr.	Y
TRN111	B	as billed	M	7,412.97	7,412.97	1/6/2011			HEIDE & COOK, LLC	S	MAINTENANCE OF AIR CONDITIONING EQUIPMENT-HILO INTERNATIONAL AIRPORT	State Proj Mgr.	Y
TRN111	B	as billed	M	116,128.00	19,000.40	5/25/2010			ISLAND SIGNAL & SOUND, INC.	S	MAINTENANCE OF PUBLIC ADDRESS SYSTEM-HILO INTL AIRPORT	State Proj Mgr.	Y
TRN111	B	as billed	M	10,872.00	10,872.00	5/25/2010			ISLAND SIGNAL & SOUND, INC.	S	MAINTENANCE OF PUBLIC ADDRESS SYSTEM-HILO INTL AIRPORT	State Proj Mgr.	Y
TRN111	B	as billed	M	116,128.00	19,000.00	5/25/2010			ISLAND SIGNAL & SOUND, INC.	S	MAINTENANCE OF PUBLIC ADDRESS SYSTEM-HILO INTL AIRPORT	State Proj Mgr.	Y
TRN111	B	as billed	M	10,872.00	10,872.00	5/25/2010			ISLAND SIGNAL & SOUND, INC.	S	MAINTENANCE OF PUBLIC ADDRESS SYSTEM-HILO INTL AIRPORT	State Proj Mgr.	Y
TRN111	B	as billed	M	75,040.00	1,270.71	4/30/2012			ISLAND SIGNAL & SOUND, INC.	S	MAINTENANCE OF VIDEO MONITORING & ACCESS CONTROL SYSTEM HILO INTL AIRPOR	State Proj Mgr.	Y
TRN111	B	as billed	M	7,500.00	7,500.00	4/30/2012			ISLAND SIGNAL & SOUND, INC.	S	MAINTENANCE OF VIDEO MONITORING & ACCESS CONTROL SYSTEM HILO INTL AIRPOR	State Proj Mgr.	Y
TRN111	B	as billed	M	75,040.00	49,865.00	4/30/2012			ISLAND SIGNAL & SOUND, INC.	S	MAINTENANCE OF VIDEO MONITORING & ACCESS CONTROL SYSTEM HILO INTL AIRPOR	State Proj Mgr.	Y
TRN111	B	as billed	M	7,500.00	7,500.00	4/30/2012			ISLAND SIGNAL & SOUND, INC.	S	MAINTENANCE OF VIDEO MONITORING & ACCESS CONTROL SYSTEM HILO INTL AIRPOR	State Proj Mgr.	Y
TRN111	B	as billed	M	162,000.00	127,087.50	5/23/2013			ISLAND SIGNAL & SOUND, INC.	S	MAINT. OF PUBLIC ADDRESS & FLIGHT INFORMATION SYSTEM HILO INTL AIRPORT	State Proj Mgr.	Y
TRN111	B	as billed	M	15,000.00	15,000.00	5/23/2013			ISLAND SIGNAL & SOUND, INC.	S	MAINT. OF PUBLIC ADDRESS & FLIGHT INFORMATION SYSTEM HILO INTL AIRPORT	State Proj Mgr.	Y
TRN111	B	as billed	M	16,640.00	4,180.86	6/17/2009			KONE, INC.	S	MAINTENANCE OF ELEVATORS & ESCALATORS HILO INTL AIRPORT	State Proj Mgr.	Y
TRN111	B	as billed	M	1,710.00	1,710.00	6/17/2009			KONE, INC.	S	MAINTENANCE OF ELEVATORS & ESCALATORS HILO INTL AIRPORT	State Proj Mgr.	Y
TRN111	B	as billed	M	16,640.00	3,891.11	6/17/2009			KONE, INC.	S	MAINTENANCE OF ELEVATORS & ESCALATORS HILO INTL AIRPORT	State Proj Mgr.	Y
TRN111	B	as billed	M	1,710.00	1,710.00	6/17/2009			KONE, INC.	S	MAINTENANCE OF ELEVATORS & ESCALATORS HILO INTL AIRPORT	State Proj Mgr.	Y
TRN111	B	as billed	M	16,640.00	2,732.12	6/17/2009			KONE, INC.	S	MAINTENANCE OF ELEVATORS & ESCALATORS HILO INTL AIRPORT	State Proj Mgr.	Y
TRN111	B	as billed	M	1,710.00	1,710.00	6/17/2009			KONE, INC.	S	MAINTENANCE OF ELEVATORS & ESCALATORS HILO INTL AIRPORT	State Proj Mgr.	Y

Department of Transportation - Airports Division
Contract Costs

Table 20

Prog ID	MOF	Amount	(M/A/O)	Max Value	Outstanding Balance	Date Executed	From	To	Organization	E/L/P/C/ G/S	Description	Frequency of Monitoring	POS Y/N
TRN111	B	as billed	M	55,320.00	25,680.00	3/27/2012			KONE, INC.	S	MAINTENANCE OF ELEVATORS & ESCALATORS HILO INTL AIRPORT BH 1203-43.	State Proj Mgr.	Y
TRN111	B	as billed	M	5,680.00	5,680.00	3/27/2012			KONE, INC.	S	MAINTENANCE OF ELEVATORS & ESCALATORS HILO INTL AIRPORT BH 1203-43.	State Proj Mgr.	Y
TRN111	B	as billed	M	55,320.00	45,440.00	3/27/2012			KONE, INC.	S	MAINTENANCE OF ELEVATORS & ESCALATORS HILO INTL AIRPORT BH 1203-43.	State Proj Mgr.	Y
TRN111	B	as billed	M	5,680.00	5,680.00	3/27/2012			KONE, INC.	S	MAINTENANCE OF ELEVATORS & ESCALATORS HILO INTL AIRPORT BH 1203-43.	State Proj Mgr.	Y
TRN111	B	as billed	M	70,071.74	48,835.34	10/26/2012			OAHU AIR CONDITIONING SERVICE,	S	MAINTENANCE OF AIR CONDITIONING EQUIPMENT HILO INTERNATIONAL AIRPORT	State Proj Mgr.	Y
TRN111	B	as billed	M	7,028.26	7,028.26	10/26/2012			OAHU AIR CONDITIONING SERVICE,	S	MAINTENANCE OF AIR CONDITIONING EQUIPMENT HILO INTERNATIONAL AIRPORT	State Proj Mgr.	Y
TRN111	B	as billed	M	127,307.00	10,425.64	3/15/2007			OXFORD ELECTRONICS, INC.	S	MAINTENANCE OF PASSENGER LOADING BRIDGES & BAGGAGE HANDLING EQUIPMENT	State Proj Mgr.	Y
TRN111	B	as billed	M	270,156.51	7,226.47	3/15/2007			OXFORD ELECTRONICS, INC.	S	MAINTENANCE OF PASSENGER LOADING BRIDGES & BAGGAGE HANDLING EQUIPMENT	State Proj Mgr.	Y
TRN111	B	as billed	M	4,843.49	4,843.49	3/15/2007			OXFORD ELECTRONICS, INC.	S	MAINTENANCE OF PASSENGER LOADING BRIDGES & BAGGAGE HANDLING EQUIPMENT	State Proj Mgr.	Y
TRN111	B	as billed	M	270,156.51	26,674.35	3/15/2007			OXFORD ELECTRONICS, INC.	S	MAINTENANCE OF PASSENGER LOADING BRIDGES & BAGGAGE HANDLING EQUIPMENT	State Proj Mgr.	Y
TRN111	B	as billed	M	4,843.49	3,726.68	3/15/2007			OXFORD ELECTRONICS, INC.	S	MAINTENANCE OF PASSENGER LOADING BRIDGES & BAGGAGE HANDLING EQUIPMENT	State Proj Mgr.	Y
TRN111	B	as billed	M	2,295.16	4.80	8/19/2010			SIMPLEXGRINNELL, LP	S	MAINTENANCE OF FIRE ALARM SYSTEM HILO INTL AIRPORT BH1003-53.	State Proj Mgr.	Y
TRN111	B	as billed	M	27,704.84	6,680.00	8/19/2010			SIMPLEXGRINNELL, LP	S	MAINTENANCE OF FIRE ALARM SYSTEM HILO INTL AIRPORT BH1003-53.	State Proj Mgr.	Y
TRN111	B	as billed	M	2,295.16	2,295.16	8/19/2010			SIMPLEXGRINNELL, LP	S	MAINTENANCE OF FIRE ALARM SYSTEM HILO INTL AIRPORT BH1003-53.	State Proj Mgr.	Y
TRN111	B	as billed	M	27,704.84	8,378.18	8/19/2010			SIMPLEXGRINNELL, LP	S	MAINTENANCE OF FIRE ALARM SYSTEM HILO INTL AIRPORT BH1003-53.	State Proj Mgr.	Y

Department of Transportation - Airports Division
Contract Costs

Table 20

<u>Prog ID</u>	<u>MOF</u>	<u>Amount</u>	<u>(M/A/O)</u>	<u>Max Value</u>	<u>Outstanding Balance</u>	<u>Date Executed</u>	<u>From</u>	<u>To</u>	<u>Organization</u>	<u>E/L/P/C/ G/S</u>	<u>Description</u>	<u>Frequency of Monitoring</u>	<u>POS Y/N</u>
TRN111	B	as billed	M	2,295.16	2,295.16	8/19/2010			SIMPLEXGRINNELL, LP	S	MAINTENANCE OF FIRE ALARM SYSTEM HILO INTL AIRPORT BH1003-53.	State Proj Mgr.	Y
TRN111	B	as billed	M	27,704.84	27,704.84	9/18/2013			SIMPLEXGRINNELL, LP	S	MAINTENANCE OF FIRE ALARM SYSTEM. HILO INTERNATIONAL AIRPORT	State Proj Mgr.	Y
TRN111	B	as billed	M	2,295.16	2,295.16	9/18/2013			SIMPLEXGRINNELL, LP	S	MAINTENANCE OF FIRE ALARM SYSTEM. HILO INTERNATIONAL AIRPORT	State Proj Mgr.	Y
TRN111	B	as billed	M	548,700.00	548,700.00	9/30/2012			STAN'S CONTRACTING, INC.	S	TERMITE DAMAGE REPAIRS, PHASE I, HILO INTERNATIONAL AIRPORT	State Proj Mgr.	Y
TRN111	B	as billed	M	137,175.00	137,175.00	9/30/2012			STAN'S CONTRACTING, INC.	S	TERMITE DAMAGE REPAIRS, PHASE I, HILO INTERNATIONAL AIRPORT	State Proj Mgr.	Y
TRN111	B	as billed	M	317,300.00	317,300.00	8/29/2013			STAN'S CONTRACTING, INC.	S	2ND LEVEL RESTROOM RECONFIGURATION. HILO INTERNATIONAL AIRPORT.	State Proj Mgr.	Y
TRN111	B	as billed	M	31,730.00	31,730.00	8/29/2013			STAN'S CONTRACTING, INC.	S	2ND LEVEL RESTROOM RECONFIGURATION. HILO INTERNATIONAL AIRPORT.	State Proj Mgr.	Y
TRN111	B	as billed	M	21,355.75	10,299.15	8/26/2010			STRAUB CLINIC & HOSPITAL	S	FURNISHING ANNUAL AIPIRT FIREFIGHTER MEDICAL EXAMINATIONS HONLULU/KALAE	State Proj Mgr.	Y
TRN111	B	as billed	M	22,315.90	18,344.30	8/26/2010			STRAUB CLINIC & HOSPITAL	S	FURNISHING ANNUAL AIPIRT FIREFIGHTER MEDICAL EXAMINATIONS HONLULU/KALAE	State Proj Mgr.	Y
TRN111	B	as billed	M	22,960.15	15,184.80	8/26/2010			STRAUB CLINIC & HOSPITAL	S	FURNISHING ANNUAL AIPIRT FIREFIGHTER MEDICAL EXAMINATIONS HONLULU/KALAE	State Proj Mgr.	Y
TRN114	B	as billed	M	1,116,460.00	1,116,460.00	9/7/2012			ABLE ELECTRIC, INC.	S	REPLACEMENT OF PUBLIC ADDRESS & FLIGHT INFORMATION SYSTEMS-KONA INTL	State Proj Mgr.	Y
TRN114	B	as billed	M	95,528.00	95,528.00	9/7/2012			ABLE ELECTRIC, INC.	S	REPLACEMENT OF PUBLIC ADDRESS & FLIGHT INFORMATION SYSTEMS-KONA INTL	State Proj Mgr.	Y
TRN114	B	as billed	M	238,410.00	150,423.85	9/7/2012			ABLE ELECTRIC, INC.	S	REPLACEMENT OF ATCT SYSTEMS-KONA INTL AIRPORT JOB#CH2221-53.	State Proj Mgr.	Y
TRN114	B	as billed	M	23,841.00	23,841.00	9/7/2012			ABLE ELECTRIC, INC.	S	REPLACEMENT OF ATCT SYSTEMS-KONA INTL AIRPORT JOB#CH2221-53.	State Proj Mgr.	Y
TRN114	B	as billed	M	147,228.00	10,258.83	6/28/2011			BRODERSON LANDSCAPE INC.	S	MAINTENANCE OF TREES & LANDSCAPING KONA INT'L AIRPORT AT KEAHOE	State Proj Mgr.	Y

Department of Transportation - Airports Division
Contract Costs

Table 20

<u>Prog ID</u>	<u>MOF</u>	<u>Amount</u>	<u>(M/A/O)</u>	<u>Max Value</u>	<u>Outstanding Balance</u>	<u>Date Executed</u>	<u>From</u>	<u>To</u>	<u>Organization</u>	<u>E/L/P/C/ G/S</u>	<u>Description</u>	<u>Frequency of Monitoring</u>	<u>POS Y/N</u>
TRN114	B	as billed	M	14,722.00	14,722.00	6/28/2011			BRODERSON LANDSCAPE INC.	S	MAINTENANCE OF TREES & LANDSCAPING KONA INT'L AIRPORT AT KEAHOLE	State Proj Mgr.	Y
TRN114	B	as billed	M	147,228.00	10,090.60	6/28/2011			BRODERSON LANDSCAPE INC.	S	MAINTENANCE OF TREES & LANDSCAPING KONA INT'L AIRPORT AT KEAHOLE	State Proj Mgr.	Y
TRN114	B	as billed	M	14,722.00	4,732.75	6/28/2011			BRODERSON LANDSCAPE INC.	S	MAINTENANCE OF TREES & LANDSCAPING KONA INT'L AIRPORT AT KEAHOLE	State Proj Mgr.	Y
TRN114	B	as billed	M	147,228.00	114,171.00	6/28/2011			BRODERSON LANDSCAPE INC.	S	MAINTENANCE OF TREES & LANDSCAPING KONA INT'L AIRPORT AT KEAHOLE	State Proj Mgr.	Y
TRN114	B	as billed	M	14,722.00	14,722.00	6/28/2011			BRODERSON LANDSCAPE INC.	S	MAINTENANCE OF TREES & LANDSCAPING KONA INT'L AIRPORT AT KEAHOLE	State Proj Mgr.	Y
TRN114	B	as billed	M	93,944.00	93,944.00	8/12/2013			HAWAII ENERGY SYSTEMS, LLC	S	MAINTENANCE & REPAIR OF FIRE ALARM & ENERGY MONITORING SYSTEM KONA INTL	State Proj Mgr.	Y
TRN114	B	as billed	M	9,356.00	9,356.00	8/12/2013			HAWAII ENERGY SYSTEMS, LLC	S	MAINTENANCE & REPAIR OF FIRE ALARM & ENERGY MONITORING SYSTEM KONA INTL	State Proj Mgr.	Y
TRN114	B	as billed	M	58,500.61	25,908.97	11/9/2010			JOHNSON CONTROLS, INC.	S	MAINTENANCE OF AIR CONDITIONING EQUIPMENT-KONA AIRPORT BH2101-43	State Proj Mgr.	Y
TRN114	B	as billed	M	58,500.61	9,469.43	11/9/2010			JOHNSON CONTROLS, INC.	S	MAINTENANCE OF AIR CONDITIONING EQUIPMENT-KONA AIRPORT BH2101-43	State Proj Mgr.	Y
TRN114	B	as billed	M	5,999.39	5,999.39	11/9/2010			JOHNSON CONTROLS, INC.	S	MAINTENANCE OF AIR CONDITIONING EQUIPMENT-KONA AIRPORT BH2101-43	State Proj Mgr.	Y
TRN114	B	as billed	M	58,500.61	10,820.57	11/9/2010			JOHNSON CONTROLS, INC.	S	MAINTENANCE OF AIR CONDITIONING EQUIPMENT-KONA AIRPORT BH2101-43	State Proj Mgr.	Y
TRN114	B	as billed	M	5,999.39	5,999.39	11/9/2010			JOHNSON CONTROLS, INC.	S	MAINTENANCE OF AIR CONDITIONING EQUIPMENT-KONA AIRPORT BH2101-43	State Proj Mgr.	Y
TRN114	B	as billed	M	2,557,544.57	2,557,544.57	9/24/2013			NAN, INC.	S	ARFF TRAINING PIT RENOVATION, KONA INTERNATIONAL AIRPORT	State Proj Mgr.	Y
TRN114	B	as billed	M	255,755.43	255,755.43	9/24/2013			NAN, INC.	S	ARFF TRAINING PIT RENOVATION, KONA INTERNATIONAL AIRPORT	State Proj Mgr.	Y
TRN114	B	as billed	M	79,952.00	4,421.33	3/28/2012			NORTH PACIFIC SOLUTIONS LLC	S	MAINTENANCE OF VIDEO MONITORING & ACCESS CONTROL SYST, KONA INTERNATIONAL	State Proj Mgr.	Y

Department of Transportation - Airports Division
Contract Costs

Table 20

Prog ID	MOF	Amount	(M/A/O)	Max Value	Outstanding Balance	Date Executed	From	To	Organization	E/L/P/C/ G/S	Description	Frequency of Monitoring	POS Y/N
TRN114	B	as billed	M	8,000.00	8,000.00	3/28/2012			NORTH PACIFIC SOLUTIONS LLC	S	MAINTENANCE OF VIDEO MONITORING & ACCESS CONTROL SYST, KONA INTERNATIONAL	State Proj Mgr.	Y
TRN114	B	as billed	M	79,952.00	44,618.00	3/28/2012			NORTH PACIFIC SOLUTIONS LLC	S	MAINTENANCE OF VIDEO MONITORING & ACCESS CONTROL SYST, KONA INTERNATIONAL	State Proj Mgr.	Y
TRN114	B	as billed	M	8,000.00	8,000.00	3/28/2012			NORTH PACIFIC SOLUTIONS LLC	S	MAINTENANCE OF VIDEO MONITORING & ACCESS CONTROL SYST, KONA INTERNATIONAL	State Proj Mgr.	Y
TRN114	B	as billed	M	23,098.60	9,569.84	8/26/2010			STRAUB CLINIC & HOSPITAL	S	FURNISHING ANNUAL AIPORT FIREFIGHTER MEDICAL EXAMINATIONS HONLULU/KALAE	State Proj Mgr.	Y
TRN114	B	as billed	M	22,142.65	16,961.79	8/26/2010			STRAUB CLINIC & HOSPITAL	S	FURNISHING ANNUAL AIPORT FIREFIGHTER MEDICAL EXAMINATIONS HONLULU/KALAE	State Proj Mgr.	Y
TRN114	B	as billed	M	24,830.85	18,332.55	8/26/2010			STRAUB CLINIC & HOSPITAL	S	FURNISHING ANNUAL AIPORT FIREFIGHTER MEDICAL EXAMINATIONS HONLULU/KALAE	State Proj Mgr.	Y
TRN114	N	as billed	M	47,500.00	1,124.00	10/31/2011			TOWILL, R. M. CORPORATION	S	CM SERVICES FOR AIRFIELD SCOPING & MISC IMPROVEMENTS, KONA INTERNATIONAL	State Proj Mgr.	Y
TRN114	N	as billed	M	46,500.00	46,500.00	10/31/2011			TOWILL, R. M. CORPORATION	S	CM SERVICES FOR AIRFIELD SCOPING & MISC IMPROVEMENTS, KONA INTERNATIONAL	State Proj Mgr.	Y
TRN114	B	as billed	M	259,445.02	17,152.77	1/31/2012			WASTEWATER & PUMP SPECIALTIES	S	OPERATING & MAINTAINING WASTEWATER TREATMENT PLANT, KONA INTERNATIONAL	State Proj Mgr.	Y
TRN114	B	as billed	M	539,908.32	198,434.14	1/31/2012			WASTEWATER & PUMP SPECIALTIES	S	OPERATING & MAINTAINING WASTEWATER TREATMENT PLANT, KONA INTERNATIONAL	State Proj Mgr.	Y
TRN114	B	as billed	M	53,990.00	53,990.00	1/31/2012			WASTEWATER & PUMP SPECIALTIES	S	OPERATING & MAINTAINING WASTEWATER TREATMENT PLANT, KONA INTERNATIONAL	State Proj Mgr.	Y
TRN114	B	as billed	M	539,908.32	427,702.94	1/31/2012			WASTEWATER & PUMP SPECIALTIES	S	OPERATING & MAINTAINING WASTEWATER TREATMENT PLANT, KONA INTERNATIONAL	State Proj Mgr.	Y
TRN114	B	as billed	M	53,990.00	53,990.00	1/31/2012			WASTEWATER & PUMP SPECIALTIES	S	OPERATING & MAINTAINING WASTEWATER TREATMENT PLANT, KONA INTERNATIONAL	State Proj Mgr.	Y
TRN116	B	as billed	M	10,679.06	137.20	5/22/2012			HARMER RADIO & ELECTRONICS,INC	S	MAINTENANCE OF AUTOMATED WEATHER OBSERVING SYSTEM WAIMEA-KOHALA, HANA &	State Proj Mgr.	Y
TRN116	B	as billed	M	16,973.28	13,777.27	5/22/2012			HARMER RADIO & ELECTRONICS,INC	S	MAINTENANCE OF AUTOMATED WEATHER OBSERVING SYSTEM WAIMEA-KOHALA, HANA &	State Proj Mgr.	Y

Department of Transportation - Airports Division
Contract Costs

Table 20

Prog ID	MOF	Amount	(M/A/O)	Max Value	Outstanding Balance	Date Executed	From	To	Organization	E/L/P/C/ G/S	Description	Frequency of Monitoring	POS Y/N
TRN116	B	as billed	M	2,396.72	2,396.72	5/22/2012			HARMER RADIO & ELECTRONICS, INC	S	MAINTENANCE OF AUTOMATED WEATHER OBSERVING SYSTEM WAIMEA-KOHALA, HANA &	State Proj Mgr.	Y
TRN116	B	as billed	M	226,410.34	226,410.34	9/30/2013			OYE, GEORGE M., INC.	S	FUEL TANK & DISPENSER, WAIME-KOHALA AIRPORT	State Proj Mgr.	Y
TRN116	B	as billed	M	22,535.66	22,535.66	9/30/2013			OYE, GEORGE M., INC.	S	FUEL TANK & DISPENSER, WAIME-KOHALA AIRPORT	State Proj Mgr.	Y
TRN131	B	as billed	M	478,342.00	478,342.00	11/12/2013			CASTAWAY CONSTRUCTION &	S	TERMINAL CEILING REPAIRS-KAHULUI AIRPORT JOB#CM1321-33.	State Proj Mgr.	Y
TRN131	B	as billed	M	47,834.00	47,834.00	11/12/2013			CASTAWAY CONSTRUCTION &	S	TERMINAL CEILING REPAIRS-KAHULUI AIRPORT JOB#CM1321-33.	State Proj Mgr.	Y
TRN131	B	as billed	M	205,164.00	17,161.05	5/18/2010			JOHNSON CONTROLS, INC.	S	MAINTENANCE OF EMCS & SMCS-KAHULUI AIRPORT JOB#BM1002-53	State Proj Mgr.	Y
TRN131	B	as billed	M	24,836.00	24,836.00	5/18/2010			JOHNSON CONTROLS, INC.	S	MAINTENANCE OF EMCS & SMCS-KAHULUI AIRPORT JOB#BM1002-53	State Proj Mgr.	Y
TRN131	B	as billed	M	205,164.00	22,194.97	5/18/2010			JOHNSON CONTROLS, INC.	S	MAINTENANCE OF EMCS & SMCS-KAHULUI AIRPORT JOB#BM1002-53	State Proj Mgr.	Y
TRN131	B	as billed	M	24,836.00	24,836.00	5/18/2010			JOHNSON CONTROLS, INC.	S	MAINTENANCE OF EMCS & SMCS-KAHULUI AIRPORT JOB#BM1002-53	State Proj Mgr.	Y
TRN131	B	as billed	M	205,164.00	21,377.17	5/18/2010			JOHNSON CONTROLS, INC.	S	MAINTENANCE OF EMCS & SMCS-KAHULUI AIRPORT JOB#BM1002-53	State Proj Mgr.	Y
TRN131	B	as billed	M	24,836.00	24,836.00	5/18/2010			JOHNSON CONTROLS, INC.	S	MAINTENANCE OF EMCS & SMCS-KAHULUI AIRPORT JOB#BM1002-53	State Proj Mgr.	Y
TRN131	B	as billed	M	274,992.00	150,469.80	4/19/2013			JOHNSON CONTROLS, INC.	S	MAINT. OF ENERGY MONIT. AND CTRL SYS. AND SEC. MONIT CTRL SYS. KAHULUI	State Proj Mgr.	Y
TRN131	B	as billed	M	27,500.00	27,500.00	4/19/2013			JOHNSON CONTROLS, INC.	S	MAINT. OF ENERGY MONIT. AND CTRL SYS. AND SEC. MONIT CTRL SYS. KAHULUI	State Proj Mgr.	Y
TRN131	B	as billed	M	364,476.00	28,132.40	4/10/2012			KONE, INC.	S	MAINTENANCE OF ELEVATORS & ESCALATORS-KAHULUI AIRPORT JOB#BM1204-43	State Proj Mgr.	Y
TRN131	B	as billed	M	30,524.00	30,524.00	4/10/2012			KONE, INC.	S	MAINTENANCE OF ELEVATORS & ESCALATORS-KAHULUI AIRPORT JOB#BM1204-43	State Proj Mgr.	Y
TRN131	B	as billed	M	100,000.00	76,204.40	4/10/2012			KONE, INC.	S	MAINTENANCE OF ELEVATORS & ESCALATORS-KAHULUI AIRPORT JOB#BM1204-43	State Proj Mgr.	Y
TRN131	B	as billed	M	364,476.00	84,229.40	4/10/2012			KONE, INC.	S	MAINTENANCE OF ELEVATORS & ESCALATORS-KAHULUI AIRPORT JOB#BM1204-43	State Proj Mgr.	Y
TRN131	B	as billed	M	30,524.00	30,524.00	4/10/2012			KONE, INC.	S	MAINTENANCE OF ELEVATORS & ESCALATORS-KAHULUI AIRPORT JOB#BM1204-43	State Proj Mgr.	Y

Department of Transportation - Airports Division
Contract Costs

Table 20

<u>Prog ID</u>	<u>MOF</u>	<u>Amount</u>	<u>(M/A/O)</u>	<u>Max Value</u>	<u>Outstanding Balance</u>	<u>Date Executed</u>	<u>From</u>	<u>To</u>	<u>Organization</u>	<u>E/L/P/C/ G/S</u>	<u>Description</u>	<u>Frequency of Monitoring</u>	<u>POS Y/N</u>
TRN131	B	as billed	M	425,000.00	71,413.92	10/12/2011			MAUI MASTER BUILDERS, INC.	S	PAVEMENT REPAIR BY RENTAL CARS, KAHULUI AIRPORT, CM1101-33	State Proj Mgr.	Y
TRN131	B	as billed	M	993,127.00	993,127.00	9/24/2012			MAUI MASTER BUILDERS, INC.	S	REPLACEMENT OF FIRE SPRINKLER SYSTEM, KAHULUI AIRPORT	State Proj Mgr.	Y
TRN131	B	as billed	M	99,312.70	99,312.70	9/24/2012			MAUI MASTER BUILDERS, INC.	S	REPLACEMENT OF FIRE SPRINKLER SYSTEM, KAHULUI AIRPORT	State Proj Mgr.	Y
TRN131	B	as billed	M	57,814.48	1,623.31	9/16/2008			MID-PACIFIC PEST CONTROL, INC.	S	SUBTERRANEAN TERMITE TREATMENT-KAHULUI AIRPORT JOB#BM1804-33.	State Proj Mgr.	Y
TRN131	B	as billed	M	5,780.52	721.66	9/16/2008			MID-PACIFIC PEST CONTROL, INC.	S	SUBTERRANEAN TERMITE TREATMENT-KAHULUI AIRPORT JOB#BM1804-33.	State Proj Mgr.	Y
TRN131	B	as billed	M	577.20	577.20	9/16/2008			MID-PACIFIC PEST CONTROL, INC.	S	SUBTERRANEAN TERMITE TREATMENT-KAHULUI AIRPORT JOB#BM1804-33.	State Proj Mgr.	Y
TRN131	B	as billed	M	577.20	577.20	9/16/2008			MID-PACIFIC PEST CONTROL, INC.	S	SUBTERRANEAN TERMITE TREATMENT-KAHULUI AIRPORT JOB#BM1804-33.	State Proj Mgr.	Y
TRN131	B	as billed	M	149,640.00	82,040.68	5/2/2013			NETWORK POWER SOLUTIONS, INC.	S	MAINTENANCE OF THE TELEPHONE SYSTEM, KAHULUI AIRPORT, BM1322-53	State Proj Mgr.	Y
TRN131	B	as billed	M	15,360.00	15,360.00	5/2/2013			NETWORK POWER SOLUTIONS, INC.	S	MAINTENANCE OF THE TELEPHONE SYSTEM, KAHULUI AIRPORT, BM1322-53	State Proj Mgr.	Y
TRN131	N	as billed	O	118,875.00	118,875.00	9/24/2013			NEUBERT AERO CORP.	G	ONE EACH CONTINUOUS FRICTION MEASURING EQUIPMENT W/TOW VEHICLE.	State Proj Mgr.	N
TRN131	B	as billed	O	41,227.36	41,227.36	9/24/2013			NEUBERT AERO CORP.	G	ONE EACH CONTINUOUS FRICTION MEASURING EQUIPMENT W/TOW VEHICLE.	State Proj Mgr.	N
TRN131	B	as billed	M	140,206.37	16,816.50	12/20/2011			OAHU AIR CONDITIONING SERVICE,	S	MAINTENANCE OF AIR CONDITIONING EQUIPMENT, KAHULUI AIRPORT	State Proj Mgr.	Y
TRN131	B	as billed	M	14,393.63	14,393.63	12/20/2011			OAHU AIR CONDITIONING SERVICE,	S	MAINTENANCE OF AIR CONDITIONING EQUIPMENT, KAHULUI AIRPORT	State Proj Mgr.	Y
TRN131	B	as billed	M	140,206.37	58,778.28	12/20/2011			OAHU AIR CONDITIONING SERVICE,	S	MAINTENANCE OF AIR CONDITIONING EQUIPMENT, KAHULUI AIRPORT	State Proj Mgr.	Y
TRN131	B	as billed	M	14,393.63	14,393.63	12/20/2011			OAHU AIR CONDITIONING SERVICE,	S	MAINTENANCE OF AIR CONDITIONING EQUIPMENT, KAHULUI AIRPORT	State Proj Mgr.	Y
TRN131	B	as billed	M	427,055.00	8,130.70	3/15/2007			OXFORD ELECTRONICS, INC.	S	MAINTENANCE OF PASSENGER LOADING BRIDGES & BAGGAGE HANDLING EQUIPMENT	State Proj Mgr.	Y

Department of Transportation - Airports Division
Contract Costs

Table 20

Prog ID	MOF	Amount	(M/A/O)	Max Value	Outstanding Balance	Date Executed	From	To	Organization	E/L/P/C/ G/S	Description	Frequency of Monitoring	POS Y/N
TRN131	B	as billed	M	692,777.28	64,120.48	3/15/2007			OXFORD ELECTRONICS, INC.	S	MAINTENANCE OF PASSENGER LOADING BRIDGES & BAGGAGE HANDLING EQUIPMENT	State Proj Mgr.	Y
TRN131	B	as billed	M	112,222.72	112,222.72	3/15/2007			OXFORD ELECTRONICS, INC.	S	MAINTENANCE OF PASSENGER LOADING BRIDGES & BAGGAGE HANDLING EQUIPMENT	State Proj Mgr.	Y
TRN131	B	as billed	M	692,777.28	32,401.21	3/15/2007			OXFORD ELECTRONICS, INC.	S	MAINTENANCE OF PASSENGER LOADING BRIDGES & BAGGAGE HANDLING EQUIPMENT	State Proj Mgr.	Y
TRN131	B	as billed	M	112,222.72	43,257.16	3/15/2007			OXFORD ELECTRONICS, INC.	S	MAINTENANCE OF PASSENGER LOADING BRIDGES & BAGGAGE HANDLING EQUIPMENT	State Proj Mgr.	Y
TRN131	B	as billed	M	57,990.00	18,142.50	3/17/2010			PACIFIC WIRELESS	S	MAINTENANCE OF THE TELEPHONE SYSTEM KAHULUI AIRPORT	State Proj Mgr.	Y
TRN131	B	as billed	M	5,800.00	5,800.00	3/17/2010			PACIFIC WIRELESS	S	MAINTENANCE OF THE TELEPHONE SYSTEM KAHULUI AIRPORT	State Proj Mgr.	Y
TRN131	B	as billed	M	57,990.00	21,972.50	3/17/2010			PACIFIC WIRELESS	S	MAINTENANCE OF THE TELEPHONE SYSTEM KAHULUI AIRPORT	State Proj Mgr.	Y
TRN131	B	as billed	M	5,800.00	4,066.38	3/17/2010			PACIFIC WIRELESS	S	MAINTENANCE OF THE TELEPHONE SYSTEM KAHULUI AIRPORT	State Proj Mgr.	Y
TRN131	B	as billed	M	57,990.00	14,363.33	3/17/2010			PACIFIC WIRELESS	S	MAINTENANCE OF THE TELEPHONE SYSTEM KAHULUI AIRPORT	State Proj Mgr.	Y
TRN131	B	as billed	M	5,800.00	5,800.00	3/17/2010			PACIFIC WIRELESS	S	MAINTENANCE OF THE TELEPHONE SYSTEM KAHULUI AIRPORT	State Proj Mgr.	Y
TRN131	B	as billed	M	281,925.00	46,966.57	12/3/2009			PAUL'S ELECTRICAL CONTRACTING,	S	AIRFIELD LIGHTING IMPROVEMENTS KAHULUI AIRPORT CM1901-53	State Proj Mgr.	Y
TRN131	B	as billed	M	18,075.00	18,075.00	12/3/2009			PAUL'S ELECTRICAL CONTRACTING,	S	AIRFIELD LIGHTING IMPROVEMENTS KAHULUI AIRPORT CM1901-53	State Proj Mgr.	Y
TRN131	N	as billed	M	845,775.00	146,592.00	12/3/2009			PAUL'S ELECTRICAL CONTRACTING,	S	AIRFIELD LIGHTING IMPROVEMENTS KAHULUI AIRPORT CM1901-53	State Proj Mgr.	Y
TRN131	B	as billed	M	34,424.00	4,745.46	2/8/2011			SIMPLEXGRINNELL, LP	S	MAINTENANCE OF FIRE ALARM KAHULUI AIRPORT BM1102-53	State Proj Mgr.	Y
TRN131	B	as billed	M	3,576.00	3,576.00	2/8/2011			SIMPLEXGRINNELL, LP	S	MAINTENANCE OF FIRE ALARM KAHULUI AIRPORT BM1102-53	State Proj Mgr.	Y
TRN131	B	as billed	M	34,424.00	5,531.53	2/8/2011			SIMPLEXGRINNELL, LP	S	MAINTENANCE OF FIRE ALARM KAHULUI AIRPORT BM1102-53	State Proj Mgr.	Y
TRN131	B	as billed	M	3,576.00	1,076.02	2/8/2011			SIMPLEXGRINNELL, LP	S	MAINTENANCE OF FIRE ALARM KAHULUI AIRPORT BM1102-53	State Proj Mgr.	Y
TRN131	B	as billed	M	34,424.00	13,584.75	2/8/2011			SIMPLEXGRINNELL, LP	S	MAINTENANCE OF FIRE ALARM KAHULUI AIRPORT BM1102-53	State Proj Mgr.	Y
TRN131	B	as billed	M	3,576.00	3,576.00	2/8/2011			SIMPLEXGRINNELL, LP	S	MAINTENANCE OF FIRE ALARM KAHULUI AIRPORT BM1102-53	State Proj Mgr.	Y
TRN131	B	as billed	M	20,337.45	7,008.45	8/24/2010			STRAUB CLINIC & HOSPITAL	S	FURNISHING ANNUAL APT FIREFIGHTER MEDICAL EXAMINATIONS KAHULUI/KAPALUA/	State Proj Mgr.	Y

Department of Transportation - Airports Division
Contract Costs

Table 20

<u>Prog ID</u>	<u>MOF</u>	<u>Amount</u>	<u>(M/A/O)</u>	<u>Max Value</u>	<u>Outstanding Balance</u>	<u>Date Executed</u>	<u>From</u>	<u>To</u>	<u>Organization</u>	<u>E/L/P/C/ G/S</u>	<u>Description</u>	<u>Frequency of Monitoring</u>	<u>POS Y/N</u>
TRN131	B	as billed	M	18,656.30	7,568.09	8/24/2010			STRAUB CLINIC & HOSPITAL	S	FURNISHING ANNUAL APT FIREFIGHTER MEDICAL EXAMINATIONS KAHULUI/KAPALUA/	State Proj Mgr.	Y
TRN131	B	as billed	M	16,931.35	6,777.17	8/24/2010			STRAUB CLINIC & HOSPITAL	S	FURNISHING ANNUAL APT FIREFIGHTER MEDICAL EXAMINATIONS KAHULUI/KAPALUA/	State Proj Mgr.	Y
TRN133	B	as billed	M	1,150.00	0.04	8/12/2010			AED INSTITUTE OF AMERICA, INC.	S	MAINTENANCE/SUPPORT SVC FOR STATE AIRPORTS PAD/AED PROGRAMS, VARIOUS	State Proj Mgr.	Y
TRN133	B	as billed	M	16,452.81	9,467.69	5/22/2012			HARMER RADIO & ELECTRONICS, INC	S	MAINTENANCE OF AUTOMATED WEATHER OBSERVING SYSTEM WAIMEA-KOHALA, HANA &	State Proj Mgr.	Y
TRN133	B	as billed	M	1,651.69	1,651.69	5/22/2012			HARMER RADIO & ELECTRONICS, INC	S	MAINTENANCE OF AUTOMATED WEATHER OBSERVING SYSTEM WAIMEA-KOHALA, HANA &	State Proj Mgr.	Y
TRN133	B	as billed	M	13,717.58	8,196.14	5/22/2012			HARMER RADIO & ELECTRONICS, INC	S	MAINTENANCE OF AUTOMATED WEATHER OBSERVING SYSTEM WAIMEA-KOHALA, HANA &	State Proj Mgr.	Y
TRN133	B	as billed	M	1,282.42	1,282.42	5/22/2012			HARMER RADIO & ELECTRONICS, INC	S	MAINTENANCE OF AUTOMATED WEATHER OBSERVING SYSTEM WAIMEA-KOHALA, HANA &	State Proj Mgr.	Y
TRN133	B	as billed	M	89,700.00	3,009.13	9/6/2012			PAUL'S ELECTRICAL CONTRACTING,	S	AIRFIELD LIGHTING IMPROVEMENTS, HANA AIRPORT, CM3203-53	State Proj Mgr.	Y
TRN133	B	as billed	M	9,300.00	9,300.00	9/6/2012			PAUL'S ELECTRICAL CONTRACTING,	S	AIRFIELD LIGHTING IMPROVEMENTS, HANA AIRPORT, CM3203-53	State Proj Mgr.	Y
TRN133	N	as billed	M	807,300.00	27,091.00	9/6/2012			PAUL'S ELECTRICAL CONTRACTING,	S	AIRFIELD LIGHTING IMPROVEMENTS, HANA AIRPORT, CM3203-53	State Proj Mgr.	Y
TRN133	N	as billed	M	150,000.00	144,400.00	7/25/2012			RIM ARCHITECTS, LLC	S	DESIGN SERVICES FOR MISC TERMINAL IMPROVEMENTS. HANA AIRPORT	State Proj Mgr.	Y
TRN135	B	as billed	M	151,735.31	151,735.31	10/31/2013			CASTAWAY CONSTRUCTION &	S	OFFICE ADDITION KAPALUA AIRPORT JOB#CM6321-33	State Proj Mgr.	Y
TRN135	B	as billed	M	15,162.69	15,162.69	10/31/2013			CASTAWAY CONSTRUCTION &	S	OFFICE ADDITION KAPALUA AIRPORT JOB#CM6321-33	State Proj Mgr.	Y
TRN135	B	as billed	M	496,999.00	24,562.27	8/23/2011			CERTIFIED CONSTRUCTION, INC.	S	TERMINAL BUILDING ROOF REPAIRS-KAPALUA AIRPORT JOB#CM6101-33.	State Proj Mgr.	Y
TRN135	B	as billed	M	49,700.00	2,485.00	8/23/2011			CERTIFIED CONSTRUCTION, INC.	S	TERMINAL BUILDING ROOF REPAIRS-KAPALUA AIRPORT JOB#CM6101-33.	State Proj Mgr.	Y
TRN135	B	as billed	M	225,000.00	144,163.96	8/23/2011			CERTIFIED CONSTRUCTION, INC.	S	TERMINAL BUILDING ROOF REPAIRS-KAPALUA AIRPORT JOB#CM6101-33.	State Proj Mgr.	Y

Department of Transportation - Airports Division
Contract Costs

Table 20

Prog ID	MOF	Amount	(M/A/O)	Max Value	Outstanding Balance	Date Executed	From	To	Organization	E/L/P/C/ G/S	Description	Frequency of Monitoring	POS Y/N
TRN135	B	as billed	M	206,000.00	65,680.00	10/9/2012			F & H CONSTRUCTION	S	REPLACEMENT OF FIRE ALARM SYSTEM KAPALUA AIRPORT #CM6220-53	State Proj Mgr.	Y
TRN135	B	as billed	M	20,600.00	8,394.00	10/9/2012			F & H CONSTRUCTION	S	REPLACEMENT OF FIRE ALARM SYSTEM KAPALUA AIRPORT #CM6220-53	State Proj Mgr.	Y
TRN135	B	as billed	M	13,735.27	2,728.76	5/22/2012			HARMER RADIO & ELECTRONICS,INC	S	MAINTENANCE OF AUTOMATED WEATHER OBSERVING SYSTEM WAIMEA-KOHALA, HANA &	State Proj Mgr.	Y
TRN135	B	as billed	M	1,651.68	1,651.68	5/22/2012			HARMER RADIO & ELECTRONICS,INC	S	MAINTENANCE OF AUTOMATED WEATHER OBSERVING SYSTEM WAIMEA-KOHALA, HANA &	State Proj Mgr.	Y
TRN135	B	as billed	M	13,735.27	11,659.81	5/22/2012			HARMER RADIO & ELECTRONICS,INC	S	MAINTENANCE OF AUTOMATED WEATHER OBSERVING SYSTEM WAIMEA-KOHALA, HANA &	State Proj Mgr.	Y
TRN135	B	as billed	M	1,651.68	1,651.68	5/22/2012			HARMER RADIO & ELECTRONICS,INC	S	MAINTENANCE OF AUTOMATED WEATHER OBSERVING SYSTEM WAIMEA-KOHALA, HANA &	State Proj Mgr.	Y
TRN135	B	as billed	M	177,410.00	177,410.00	10/30/2013			MAUI KUPONO BUILDERS, LLC.	S	WATER SYSTEM UPGRADES, KAPALUA AIRPORT, CM6322-43	State Proj Mgr.	Y
TRN135	B	as billed	M	17,741.00	17,741.00	10/30/2013			MAUI KUPONO BUILDERS, LLC.	S	WATER SYSTEM UPGRADES, KAPALUA AIRPORT, CM6322-43	State Proj Mgr.	Y
TRN135	B	as billed	M	11,677.00	1,993.25	10/14/2009			MID-PACIFIC PEST CONTROL, INC.	S	TERMITE TREATMENT KAPALUA AIRPORT SM6901-33 / (IFB 5/29/09)	State Proj Mgr.	Y
TRN135	B	as billed	M	1,167.70	1,167.70	10/14/2009			MID-PACIFIC PEST CONTROL, INC.	S	TERMITE TREATMENT KAPALUA AIRPORT SM6901-33 / (IFB 5/29/09)	State Proj Mgr.	Y
TRN135	B	as billed	M	1,460.00	901.80	8/24/2010			STRAUB CLINIC & HOSPITAL	S	FURNISHING ANNUAL APT FIREFIGHTER MEDICAL EXAMINATIONS KAHULUI/KAPALUA/	State Proj Mgr.	Y
TRN135	B	as billed	M	1,728.00	582.75	8/24/2010			STRAUB CLINIC & HOSPITAL	S	FURNISHING ANNUAL APT FIREFIGHTER MEDICAL EXAMINATIONS KAHULUI/KAPALUA/	State Proj Mgr.	Y
TRN135	B	as billed	M	3,819.35	2,725.97	8/24/2010			STRAUB CLINIC & HOSPITAL	S	FURNISHING ANNUAL APT FIREFIGHTER MEDICAL EXAMINATIONS KAHULUI/KAPALUA/	State Proj Mgr.	Y
TRN141	B	as billed	M	1,150.00	0.04	8/12/2010			AED INSTITUTE OF AMERICA, INC.	S	MAINTENANCE/SUPPORT SVC FOR STATE AIRPORTS PAD/AED PROGRAMS, VARIOUS	State Proj Mgr.	Y
TRN141	B	as billed	M	13,900.00	13,900.00	10/25/2011			E TEN, INC.	S	ELECTRICAL DISTRIBUTION RE-WIRING, MOLOKAI AIRPORT	State Proj Mgr.	Y
TRN141	B	as billed	M	1,400.00	1,400.00	10/25/2011			E TEN, INC.	S	ELECTRICAL DISTRIBUTION RE-WIRING, MOLOKAI AIRPORT	State Proj Mgr.	Y
TRN141	B	as billed	M	3,437.00	319.75	8/24/2010			STRAUB CLINIC & HOSPITAL	S	FURNISHING ANNUAL APT FIREFIGHTER MEDICAL EXAMINATIONS KAHULUI/KAPALUA/	State Proj Mgr.	Y

Department of Transportation - Airports Division
Contract Costs

Table 20

Prog ID	MOF	Amount	(M/A/O)	Max Value	Outstanding Balance	Date Executed	From	To	Organization	E/L/P/C/ G/S	Description	Frequency of Monitoring	POS Y/N
TRN141	B	as billed	M	4,266.55	2,953.77	8/24/2010			STRAUB CLINIC & HOSPITAL	S	FURNISHING ANNUAL APT FIREFIGHTER MEDICAL EXAMINATIONS KAHULUI/KAPALUA/	State Proj Mgr.	Y
TRN141	B	as billed	M	4,704.35	2,541.43	8/24/2010			STRAUB CLINIC & HOSPITAL	S	FURNISHING ANNUAL APT FIREFIGHTER MEDICAL EXAMINATIONS KAHULUI/KAPALUA/	State Proj Mgr.	Y
TRN143	N	as billed	M	150,000.00	135,328.00	6/27/2012			FUNG ASSOCIATES INC.	S	DESIGN SVCS FOR MISCELLANEOUS TERMINAL IMPR. KALAUPAPA AIRPORT.	State Proj Mgr.	Y
TRN151	B	as billed	M	1,100.00	33.37	8/12/2010			AED INSTITUTE OF AMERICA, INC.	S	MAINTENANCE/SUPPORT SVC FOR STATE AIRPORTS PAD/AED PROGRAMS, VARIOUS	State Proj Mgr.	Y
TRN151	B	as billed	M	1,150.00	0.04	8/12/2010			AED INSTITUTE OF AMERICA, INC.	S	MAINTENANCE/SUPPORT SVC FOR STATE AIRPORTS PAD/AED PROGRAMS, VARIOUS	State Proj Mgr.	Y
TRN151	B	as billed	M	400,000.00	389,784.43	10/17/2012			BRIAN'S CONTRACTING, INC.	S	GENERAL CONSTRUCTION REPAIRS LANAI AIRPORT JOB#CM4201-13	State Proj Mgr.	Y
TRN151	B	as billed	M	372,307.80	372,307.80	7/22/2013			BRIAN'S CONTRACTING, INC.	S	PASSENGER TERMINAL ROOF REPLACEMENT LANAI AIRPORT JOB#CM4320-43.	State Proj Mgr.	Y
TRN151	B	as billed	M	37,229.20	37,229.20	7/22/2013			BRIAN'S CONTRACTING, INC.	S	PASSENGER TERMINAL ROOF REPLACEMENT LANAI AIRPORT JOB#CM4320-43.	State Proj Mgr.	Y
TRN151	B	as billed	M	2,778.00	956.85	8/24/2010			STRAUB CLINIC & HOSPITAL	S	FURNISHING ANNUAL APT FIREFIGHTER MEDICAL EXAMINATIONS KAHULUI/KAPALUA/	State Proj Mgr.	Y
TRN151	B	as billed	M	3,071.90	1,879.14	8/24/2010			STRAUB CLINIC & HOSPITAL	S	FURNISHING ANNUAL APT FIREFIGHTER MEDICAL EXAMINATIONS KAHULUI/KAPALUA/	State Proj Mgr.	Y
TRN151	B	as billed	M	2,944.30	929.74	8/24/2010			STRAUB CLINIC & HOSPITAL	S	FURNISHING ANNUAL APT FIREFIGHTER MEDICAL EXAMINATIONS KAHULUI/KAPALUA/	State Proj Mgr.	Y
TRN161	B	as billed	M	66,920.00	22,306.60	6/15/2011			AQUA ENGINEERS, INC.	S	MAINTENANCE OF WASTEWATER PUMPS & INSPECTION OF REDUCED PRESSURE BACKFLO	State Proj Mgr.	Y
TRN161	B	as billed	M	6,780.00	6,780.00	6/15/2011			AQUA ENGINEERS, INC.	S	MAINTENANCE OF WASTEWATER PUMPS & INSPECTION OF REDUCED PRESSURE BACKFLO	State Proj Mgr.	Y
TRN161	B	as billed	M	66,920.00	14,627.33	6/15/2011			AQUA ENGINEERS, INC.	S	MAINTENANCE OF WASTEWATER PUMPS & INSPECTION OF REDUCED PRESSURE BACKFLO	State Proj Mgr.	Y
TRN161	B	as billed	M	6,780.00	6,780.00	6/15/2011			AQUA ENGINEERS, INC.	S	MAINTENANCE OF WASTEWATER PUMPS & INSPECTION OF REDUCED PRESSURE BACKFLO	State Proj Mgr.	Y

Department of Transportation - Airports Division
Contract Costs

Table 20

<u>Prog ID</u>	<u>MOF</u>	<u>Amount</u>	<u>(M/A/O)</u>	<u>Max Value</u>	<u>Outstanding Balance</u>	<u>Date Executed</u>	<u>From</u>	<u>To</u>	<u>Organization</u>	<u>E/L/P/C/ G/S</u>	<u>Description</u>	<u>Frequency of Monitoring</u>	<u>POS Y/N</u>
TRN161	B	as billed	M	66,920.00	60,440.00	6/15/2011			AQUA ENGINEERS, INC.	S	MAINTENANCE OF WASTEWATER PUMPS & INSPECTION OF REDUCED PRESSURE BACKFLO	State Proj Mgr.	Y
TRN161	B	as billed	M	6,780.00	6,780.00	6/15/2011			AQUA ENGINEERS, INC.	S	MAINTENANCE OF WASTEWATER PUMPS & INSPECTION OF REDUCED PRESSURE BACKFLO	State Proj Mgr.	Y
TRN161	B	as billed	M	1,686,926.00	42,173.15	6/28/2007			GLOVER, JAS W., LTD.	S	TAXIWAYS & CARGO APRON PAVEMENT REPAIRS-LIHUE AIRPORT	State Proj Mgr.	Y
TRN161	B	as billed	M	135,000.00	1.81	6/28/2007			GLOVER, JAS. W., LTD.	S	TAXIWAYS & CARGO APRON PAVEMENT REPAIRS-LIHUE AIRPORT	State Proj Mgr.	Y
TRN161	B	as billed	M	184,302.34	14,304.47	11/21/2011			GLOVER, JAS. W., LTD.	S	RUNWAY SIGN, MARKING & MISECLLANEOUS IMPR. LIHUE AIRPORT JOB#CK1101-33.	State Proj Mgr.	Y
TRN161	B	as billed	M	96,053.08	824.15	8/2/2010			HONEYWELL INTERNATIONAL, INC.	S	MAINT OF SEC & ENERGY MONITORING & CONTROL SYSTEMS	State Proj Mgr.	Y
TRN161	B	as billed	M	8,946.92	1,293.23	8/2/2010			HONEYWELL INTERNATIONAL, INC.	S	MAINT OF SEC & ENERGY MONITORING & CONTROL SYSTEMS	State Proj Mgr.	Y
TRN161	B	as billed	M	96,053.08	7,591.24	8/2/2010			HONEYWELL INTERNATIONAL, INC.	S	MAINT OF SEC & ENERGY MONITORING & CONTROL SYSTEMS	State Proj Mgr.	Y
TRN161	B	as billed	M	8,946.92	8,946.92	8/2/2010			HONEYWELL INTERNATIONAL, INC.	S	MAINT OF SEC & ENERGY MONITORING & CONTROL SYSTEMS	State Proj Mgr.	Y
TRN161	B	as billed	M	96,053.08	12,558.37	8/2/2010			HONEYWELL INTERNATIONAL, INC.	S	MAINT OF SEC & ENERGY MONITORING & CONTROL SYSTEMS	State Proj Mgr.	Y
TRN161	B	as billed	M	8,946.92	8,946.92	8/2/2010			HONEYWELL INTERNATIONAL, INC.	S	MAINT OF SEC & ENERGY MONITORING & CONTROL SYSTEMS	State Proj Mgr.	Y
TRN161	B	as billed	M	10,200.00	10,200.00	11/6/2009			ISLAND SIGNAL & SOUND, INC.	S	MAINTENANCE OF PUBLIC ADDRESS SYSTEM-LOHUE AIRPORT. OPT TO EXTEND 2-12MO	State Proj Mgr.	Y
TRN161	B	as billed	M	10,200.00	10,200.00	11/6/2009			ISLAND SIGNAL & SOUND, INC.	S	MAINTENANCE OF PUBLIC ADDRESS SYSTEM-LOHUE AIRPORT. OPT TO EXTEND 2-12MO	State Proj Mgr.	Y
TRN161	B	as billed	M	239,800.00	19,000.00	11/6/2009			ISLAND SIGNAL & SOUND, INC.	S	MAINTENANCE OF PUBLIC ADDRESS SYSTEM-LOHUE AIRPORT. OPT TO EXTEND 2-12MO	State Proj Mgr.	Y
TRN161	B	as billed	M	10,200.00	10,200.00	11/6/2009			ISLAND SIGNAL & SOUND, INC.	S	MAINTENANCE OF PUBLIC ADDRESS SYSTEM-LOHUE AIRPORT. OPT TO EXTEND 2-12MO	State Proj Mgr.	Y

Department of Transportation - Airports Division
Contract Costs

Table 20

<u>Prog ID</u>	<u>MOF</u>	<u>Amount</u>	<u>(M/A/O)</u>	<u>Max Value</u>	<u>Outstanding Balance</u>	<u>Date Executed</u>	<u>From</u>	<u>To</u>	<u>Organization</u>	<u>E/L/P/C/ G/S</u>	<u>Description</u>	<u>Frequency of Monitoring</u>	<u>POS Y/N</u>
TRN161	B	as billed	M	247,000.00	76,000.00	1/11/2013			ISLAND SIGNAL & SOUND, INC.	S	MAINTENANCE OF PUBLIC ADDRESS & FLIGHT INFORMATION SYSTEMS-LIHUE AIRPORT	State Proj Mgr.	Y
TRN161	B	as billed	M	13,000.00	13,000.00	1/11/2013			ISLAND SIGNAL & SOUND, INC.	S	MAINTENANCE OF PUBLIC ADDRESS & FLIGHT INFORMATION SYSTEMS-LIHUE AIRPORT	State Proj Mgr.	Y
TRN161	B	as billed	M	247,000.00	247,000.00	1/11/2013			ISLAND SIGNAL & SOUND, INC.	S	MAINTENANCE OF PUBLIC ADDRESS & FLIGHT INFORMATION SYSTEMS-LIHUE AIRPORT	State Proj Mgr.	Y
TRN161	B	as billed	M	13,000.00	13,000.00	1/11/2013			ISLAND SIGNAL & SOUND, INC.	S	MAINTENANCE OF PUBLIC ADDRESS & FLIGHT INFORMATION SYSTEMS-LIHUE AIRPORT	State Proj Mgr.	Y
TRN161	B	as billed	M	37,000.00	37,000.00	8/20/2013			ISLAND SIGNAL & SOUND, INC.	S	MAINTENANCE OF FIRE ALARM SYSTEM-LIHUE AIRPORT JOB#BK1322-53.	State Proj Mgr.	Y
TRN161	B	as billed	M	3,700.00	3,700.00	8/20/2013			ISLAND SIGNAL & SOUND, INC.	S	MAINTENANCE OF FIRE ALARM SYSTEM-LIHUE AIRPORT JOB#BK1322-53.	State Proj Mgr.	Y
TRN161	B	as billed	M	132,000.00	118,682.90	3/20/2013			JOHNSON CONTROLS, INC.	S	MAINT. OF VIDEO MONITORING AND ACCESS CONTROL SYSTEM(VMACS)LIHUE AIRPORT	State Proj Mgr.	Y
TRN161	N	as billed	O	146,703.00	146,703.00	9/24/2013			NEUBERT AERO CORP.	G	ONE EACH CONTINUOUS FRICTION MEASURING EQUIPMENT W/TOW VEHICLE.	State Proj Mgr.	N
TRN161	B	as billed	O	16,300.36	16,300.36	9/24/2013			NEUBERT AERO CORP.	G	ONE EACH CONTINUOUS FRICTION MEASURING EQUIPMENT W/TOW VEHICLE.	State Proj Mgr.	N
TRN161	B	as billed	M	141,580.90	47,322.24	2/8/2011			OAHU AIR CONDITIONING SERVICE,	S	MAINTENANCE OF AIR CONDITIONING EQUIPMENT LIHUE AIRPORT BK1101-43	State Proj Mgr.	Y
TRN161	B	as billed	M	14,419.10	14,419.10	2/8/2011			OAHU AIR CONDITIONING SERVICE,	S	MAINTENANCE OF AIR CONDITIONING EQUIPMENT LIHUE AIRPORT BK1101-43	State Proj Mgr.	Y
TRN161	B	as billed	M	141,580.90	30,890.36	2/8/2011			OAHU AIR CONDITIONING SERVICE,	S	MAINTENANCE OF AIR CONDITIONING EQUIPMENT LIHUE AIRPORT BK1101-43	State Proj Mgr.	Y
TRN161	B	as billed	M	14,419.10	11,983.16	2/8/2011			OAHU AIR CONDITIONING SERVICE,	S	MAINTENANCE OF AIR CONDITIONING EQUIPMENT LIHUE AIRPORT BK1101-43	State Proj Mgr.	Y
TRN161	B	as billed	M	148,583.71	130,149.47	7/25/2013			OAHU AIR CONDITIONING SERVICE,	S	MAINTENANCE OF AIR CONDITIONING EQUIPMENT, LIHUE AIRPORT, BK1325-43	State Proj Mgr.	Y
TRN161	B	as billed	M	7,416.29	7,416.29	7/25/2013			OAHU AIR CONDITIONING SERVICE,	S	MAINTENANCE OF AIR CONDITIONING EQUIPMENT, LIHUE AIRPORT, BK1325-43	State Proj Mgr.	Y

Department of Transportation - Airports Division
Contract Costs

Table 20

Prog ID	MOF	Amount	(M/A/O)	Max Value	Outstanding Balance	Date Executed	From	To	Organization	E/L/P/C/ G/S	Description	Frequency of Monitoring	POS Y/N
TRN161	B	as billed	M	104,912.90	16,295.52	1/12/2012			OTIS ELEVATOR COMPANY	S	MAINTENANCE OF ELEVATORS, LIHUE AIRPORT, BK1202-43	State Proj Mgr.	Y
TRN161	B	as billed	M	104,912.90	27,872.90	1/12/2012			OTIS ELEVATOR COMPANY	S	MAINTENANCE OF ELEVATORS, LIHUE AIRPORT, BK1202-43	State Proj Mgr.	Y
TRN161	B	as billed	M	10,587.10	10,587.10	1/12/2012			OTIS ELEVATOR COMPANY	S	MAINTENANCE OF ELEVATORS, LIHUE AIRPORT, BK1202-43	State Proj Mgr.	Y
TRN161	B	as billed	M	104,912.90	104,912.90	1/12/2012			OTIS ELEVATOR COMPANY	S	MAINTENANCE OF ELEVATORS, LIHUE AIRPORT, BK1202-43	State Proj Mgr.	Y
TRN161	B	as billed	M	10,587.10	10,587.10	1/12/2012			OTIS ELEVATOR COMPANY	S	MAINTENANCE OF ELEVATORS, LIHUE AIRPORT, BK1202-43	State Proj Mgr.	Y
TRN161	B	as billed	M	123,413.00	816.83	3/15/2007			OXFORD ELECTRONICS, INC.	S	MAINTENANCE OF PASSENGER LOADING BRIDGES & BAGGAGE HANDLING EQUIPMENT	State Proj Mgr.	Y
TRN161	B	as billed	M	267,155.56	3,250.55	3/15/2007			OXFORD ELECTRONICS, INC.	S	MAINTENANCE OF PASSENGER LOADING BRIDGES & BAGGAGE HANDLING EQUIPMENT	State Proj Mgr.	Y
TRN161	B	as billed	M	7,844.44	7,844.44	3/15/2007			OXFORD ELECTRONICS, INC.	S	MAINTENANCE OF PASSENGER LOADING BRIDGES & BAGGAGE HANDLING EQUIPMENT	State Proj Mgr.	Y
TRN161	B	as billed	M	267,155.56	12,325.54	3/15/2007			OXFORD ELECTRONICS, INC.	S	MAINTENANCE OF PASSENGER LOADING BRIDGES & BAGGAGE HANDLING EQUIPMENT	State Proj Mgr.	Y
TRN161	B	as billed	M	7,844.44	7,844.44	3/15/2007			OXFORD ELECTRONICS, INC.	S	MAINTENANCE OF PASSENGER LOADING BRIDGES & BAGGAGE HANDLING EQUIPMENT	State Proj Mgr.	Y
TRN161	B	as billed	M	785,000.00	299,581.76	9/24/2012			SHIOI CONSTRUCTION, INC.	S	RESTROOM RENOVATIONS, LIHUE AIRPORT	State Proj Mgr.	Y
TRN161	B	as billed	M	39,067.00	12,108.02	9/24/2012			SHIOI CONSTRUCTION, INC.	S	RESTROOM RENOVATIONS, LIHUE AIRPORT	State Proj Mgr.	Y
TRN161	B	as billed	M	100,000.00	100,000.00	9/24/2012			SHIOI CONSTRUCTION, INC.	S	RESTROOM RENOVATIONS, LIHUE AIRPORT	State Proj Mgr.	Y
TRN161	B	as billed	M	629,875.00	629,875.00	8/23/2013			SHIOI CONSTRUCTION, INC.	S	ARFF STATION VEHICLE BAY DOOR REPAIR, LIHUE AIRPORT, CK1321-43	State Proj Mgr.	Y
TRN161	B	as billed	M	21,520.85	791.28	8/26/2010			STRAUB CLINIC & HOSPITAL	S	FURNISHING ANNUAL AIPORT FIREFIGHTER MEDICAL EXAMINATIONS HONLULU/KALAE	State Proj Mgr.	Y
TRN161	B	as billed	M	23,948.25	17,207.66	8/26/2010			STRAUB CLINIC & HOSPITAL	S	FURNISHING ANNUAL AIPORT FIREFIGHTER MEDICAL EXAMINATIONS HONLULU/KALAE	State Proj Mgr.	Y

Department of Transportation - Airports Division
Contract Costs

Table 20

Prog ID	MOF	Amount	(M/A/O)	Max Value	Outstanding Balance	Date Executed	From	To	Organization	E/L/P/C/ G/S	Description	Frequency of Monitoring	POS Y/N
TRN161	B	as billed	M	22,985.35	10,822.77	8/26/2010			STRAUB CLINIC & HOSPITAL	S	FURNISHING ANNUAL AIPORT FIREFIGHTER MEDICAL EXAMINATIONS HONLULU/KALAEAL	State Proj Mgr.	Y
TRN195	B	as billed	M	198,625.24	5,277.70	6/20/2008			AECOM TECHNICAL SERVICES, INC.	S	PROVIDE LUST CLOSURE SUPPORT STATEWIDE PROJECT#CS1810-21	State Proj Mgr.	Y
TRN195	B	as billed	M	9,845.17	8,273.70	6/20/2008			AECOM TECHNICAL SERVICES, INC.	S	PROVIDE LUST CLOSURE SUPPORT STATEWIDE PROJECT#CS1810-21	State Proj Mgr.	Y
TRN195	B	as billed	M	225,000.00	47,039.82	9/1/2010			AECOM TECHNICAL SERVICES, INC.	S	ENVIRONMENTAL STORMWATER MONITORING SUPPORT STATEWIDE AIRPORTS	State Proj Mgr.	Y
TRN195	B	as billed	M	25,000.00	23,543.12	9/1/2010			AECOM TECHNICAL SERVICES, INC.	S	ENVIRONMENTAL STORMWATER MONITORING SUPPORT STATEWIDE AIRPORTS	State Proj Mgr.	Y
TRN195	B	as billed	M	450,000.00	201,869.86	3/14/2012			BELT COLLINS HAWAII LLC	S	CONSTRUCTION MANAGEMENT, INSPECTION, AND DESIGN SVCS JOB#CS1102-18	State Proj Mgr.	Y
TRN195	B	as billed	M	35,000.00	34,498.56	3/14/2012			BELT COLLINS HAWAII LLC	S	CONSTRUCTION MANAGEMENT, INSPECTION, AND DESIGN SVCS JOB#CS1102-18	State Proj Mgr.	Y
TRN195	B	as billed	M	15,000.00	15,000.00	3/14/2012			BELT COLLINS HAWAII LLC	S	CONSTRUCTION MANAGEMENT, INSPECTION, AND DESIGN SVCS JOB#CS1102-18	State Proj Mgr.	Y
TRN195	B	as billed	M	490,000.00	482,399.59	3/14/2012			BELT COLLINS HAWAII LLC	S	CONSTRUCTION MANAGEMENT, INSPECTION, AND DESIGN SVCS JOB#CS1102-18	State Proj Mgr.	Y
TRN195	B	as billed	M	10,000.00	8,390.33	3/14/2012			BELT COLLINS HAWAII LLC	S	CONSTRUCTION MANAGEMENT, INSPECTION, AND DESIGN SVCS JOB#CS1102-18	State Proj Mgr.	Y
TRN195	B	as billed	M	11,000.00	1,000.00	2/12/2009			BLX GROUP LLC	S	BOND ARBITRAGE REBATE CALCULATIONS OPT TO EXTEND 2-12 MOS.	State Proj Mgr.	Y
TRN195	B	as billed	M	7,000.00	2,000.00	2/12/2009			BLX GROUP LLC	S	BOND ARBITRAGE REBATE CALCULATIONS OPT TO EXTEND 2-12 MOS.	State Proj Mgr.	Y
TRN195	B	as billed	M	7,000.00	2,000.00	2/12/2009			BLX GROUP LLC	S	BOND ARBITRAGE REBATE CALCULATIONS OPT TO EXTEND 2-12 MOS.	State Proj Mgr.	Y
TRN195	B	as billed	M	9,000.00	6,000.00	1/31/2013			BLX GROUP LLC	S	BOND ARBITRAGE REBATE CALCULATIONS OPT OPT TO EXTEND 2-12 MOS.	State Proj Mgr.	Y
TRN195	B	as billed	M	390,000.00	12,705.00	4/15/2009			BOWERS + KUBOTA CONSULTING INC	S	CONSTRUCTION MANAGEMENT SVCS FOR VARIOUS REPAIR PROJECTS.	State Proj Mgr.	Y

Department of Transportation - Airports Division
Contract Costs

Table 20

<u>Prog ID</u>	<u>MOF</u>	<u>Amount</u>	<u>(M/A/O)</u>	<u>Max Value</u>	<u>Outstanding Balance</u>	<u>Date Executed</u>	<u>From</u>	<u>To</u>	<u>Organization</u>	<u>E/L/P/C/ G/S</u>	<u>Description</u>	<u>Frequency of Monitoring</u>	<u>POS Y/N</u>
TRN195	B	as billed	M	10,000.00	403.83	4/15/2009			BOWERS + KUBOTA CONSULTING INC	S	CONSTRUCTION MANAGEMENT SVCS FOR VARIOUS REPAIR PROJECTS.	State Proj Mgr.	Y
TRN195	B	as billed	M	300,000.00	7,500.00	6/28/2010			BOWERS + KUBOTA CONSULTING INC	S	CONSTRUCTION MANAGEMENT SVCS FOR MAINTENANCE & REPAIR PROJECTS-STATEWIDE	State Proj Mgr.	Y
TRN195	B	as billed	M	180,000.00	67,509.42	6/28/2010			BOWERS + KUBOTA CONSULTING INC	S	CONSTRUCTION MANAGEMENT SVCS FOR MAINTENANCE & REPAIR PROJECTS-STATEWIDE	State Proj Mgr.	Y
TRN195	B	as billed	M	540,000.00	254,190.00	6/21/2012			BOWERS + KUBOTA CONSULTING INC	S	CONSTRUCTION MANAGEMENT FOR VARIOUS MAINTENANCE & REPAIR PROJECTS	State Proj Mgr.	Y
TRN195	B	as billed	M	10,000.00	8,996.25	6/21/2012			BOWERS + KUBOTA CONSULTING INC	S	CONSTRUCTION MANAGEMENT FOR VARIOUS MAINTENANCE & REPAIR PROJECTS	State Proj Mgr.	Y
TRN195	B	as billed	M	140,000.00	140,000.00	10/9/2012			CHAN, LOU & ASSOCIATES, INC.	S	DESIGN SERVICES FOR MISCELLANEOUS TERMINAL IMPR. WAIMEA KOHALA AIRPORT	State Proj Mgr.	Y
TRN195	B	as billed	M	10,000.00	10,000.00	10/9/2012			CHAN, LOU & ASSOCIATES, INC.	S	DESIGN SERVICES FOR MISCELLANEOUS TERMINAL IMPR. WAIMEA KOHALA AIRPORT	State Proj Mgr.	Y
TRN195	B	as billed	M	900,000.00	2,635.89	1/9/2012			COFFMAN ENGINEERS, INC.	S	ENGINEERING DESIGN SERVICES & SUPPORT JOB#CS1101-12	State Proj Mgr.	Y
TRN195	B	as billed	M	50,000.00	3,798.70	1/9/2012			COFFMAN ENGINEERS, INC.	S	ENGINEERING DESIGN SERVICES & SUPPORT JOB#CS1101-12	State Proj Mgr.	Y
TRN195	B	as billed	M	50,000.00	4,920.45	1/9/2012			COFFMAN ENGINEERS, INC.	S	ENGINEERING DESIGN SERVICES & SUPPORT JOB#CS1101-12	State Proj Mgr.	Y
TRN195	B	as billed	M	950,000.00	606,641.14	1/9/2012			COFFMAN ENGINEERS, INC.	S	ENGINEERING DESIGN SERVICES & SUPPORT JOB#CS1101-12	State Proj Mgr.	Y
TRN195	B	as billed	M	250,000.00	187,348.71	12/16/2010			COMMERCIAL DATA SYSTEMS, INC.	S	AIRMIS21 UPGRADE STATEWIDE PROJECT#ES1179-10.	State Proj Mgr.	Y
TRN195	B	as billed	M	75,000.00	75,000.00	6/29/2010			ENGINEERS SURVEYORS HAWAII,	S	CONSTRUCTION MANAGEMENT SVCS FOR MAINTENANCE & REPAIR PROJECTS-HIA.	State Proj Mgr.	Y
TRN195	B	as billed	M	475,000.00	285,659.73	8/22/2012			ENGINEERS SURVEYORS HAWAII,	S	CM SERVICES FOR VARIOUS SPECIAL MAINT. PROJECTS STATEWIDE JOB#CS1202-18	State Proj Mgr.	Y
TRN195	B	as billed	M	25,000.00	6,207.53	8/22/2012			ENGINEERS SURVEYORS HAWAII,	S	CM SERVICES FOR VARIOUS SPECIAL MAINT. PROJECTS STATEWIDE JOB#CS1202-18	State Proj Mgr.	Y
TRN195	B	as billed	M	18,000.00	900.00	4/1/2010			ENVIANCE, INC.	S	ENVIRONMENTAL TRACKING SYSTEM DATABASE PROJECT#ES1178-10. OPT TO EXTEND	State Proj Mgr.	Y

Department of Transportation - Airports Division
Contract Costs

Table 20

Prog ID	MOF	Amount	(M/A/O)	Max Value	Outstanding Balance	Date Executed	From	To	Organization	E/L/P/C/ G/S	Description	Frequency of Monitoring	POS Y/N
TRN195	B	as billed	M	2,000.00	2,000.00	4/1/2010			ENVIANCE, INC.	S	ENVIRONMENTAL TRACKING SYSTEM DATABASE PROJECT#ES1178-10. OPT TO EXTEND	State Proj Mgr.	Y
TRN195	B	as billed	M	2,000.00	2,000.00	4/1/2010			ENVIANCE, INC.	S	ENVIRONMENTAL TRACKING SYSTEM DATABASE PROJECT#ES1178-10. OPT TO EXTEND	State Proj Mgr.	Y
TRN195	B	as billed	M	2,000.00	2,000.00	4/1/2010			ENVIANCE, INC.	S	ENVIRONMENTAL TRACKING SYSTEM DATABASE PROJECT#ES1178-10. OPT TO EXTEND	State Proj Mgr.	Y
TRN195	B	as billed	M	360,000.00	0.14	10/29/2009			ENVIROSERVICES & TRAINING	S	ENVIRONMENTAL COMPLIANCE SVCS STATEWIDE SUPPORT JOB#CS1905-23.	State Proj Mgr.	Y
TRN195	B	as billed	M	40,000.00	13,600.51	10/29/2009			ENVIROSERVICES & TRAINING	S	ENVIRONMENTAL COMPLIANCE SVCS STATEWIDE SUPPORT JOB#CS1905-23.	State Proj Mgr.	Y
TRN195	B	as billed	M	25,000.00	21,866.72	9/1/2010			ENVIROSERVICES & TRAINING	S	ENVIRONMENTAL IMPR. SUPPORT STATEWIDE AIRPORTS CS1002-23	State Proj Mgr.	Y
TRN195	B	as billed	M	25,000.00	9,832.41	8/22/2012			ENVIROSERVICES & TRAINING	S	ENVIRONMENTAL ENGINEERING MANAGEMENT & INSPECTION SVCS- STATEWIDE	State Proj Mgr.	Y
TRN195	B	as billed	M	250,000.00	209,008.00	8/22/2012			ENVIROSERVICES & TRAINING	S	ENVIRONMENTAL ENGINEERING MANAGEMENT & INSPECTION SVCS- STATEWIDE	State Proj Mgr.	Y
TRN195	B	as billed	M	192,000.00	8,937.50	10/26/2010			EWORLD ENTERPRISE SOLUTIONS,	S	INFORMATION TECHNOLOGY AIRFMIS MAINTENANCE-STATEWIDE ES1181-11	State Proj Mgr.	Y
TRN195	B	as billed	M	59,400.00	58,320.00	8/24/2011			EWORLD ENTERPRISE SOLUTIONS,	S	LOTUS DOMINO MAINTENANCE- STATEWIDE JOB#ES1188-11	State Proj Mgr.	Y
TRN195	B	as billed	M	230,400.00	63,240.00	2/9/2012			EWORLD ENTERPRISE SOLUTIONS,	S	INFRASTRUCTURE MAINTENANCE- STATEWIDE OPT TO EXTEND 2-12 MOS. TERM OF	State Proj Mgr.	Y
TRN195	B	as billed	M	110,000.00	110,000.00	10/10/2013			FIRST SOUTHWEST	S	FINANCIAL ADVISORY SERVICES FOR ENERGY SAVINGS MEASURES - STATWIDE	State Proj Mgr.	Y
TRN195	B	as billed	M	75,000.00	71,556.91	6/27/2012			FUNG ASSOCIATES INC.	S	DESIGN SVCS FOR MISCELLANEOUS TERMINAL IMPR. KALAUPAPA AIRPORT.	State Proj Mgr.	Y
TRN195	B	as billed	M	25,000.00	24,161.20	6/27/2012			FUNG ASSOCIATES INC.	S	DESIGN SVCS FOR MISCELLANEOUS TERMINAL IMPR. KALAUPAPA AIRPORT.	State Proj Mgr.	Y
TRN195	B	as billed	M	940,000.00	470,501.87	8/29/2012			GMP INTERNATIONAL, LLC	S	DESIGN SVCS FOR VARIOUS MAINT & REPAIR-VARIOUS AIRPORTS STATEWIDE	State Proj Mgr.	Y

Department of Transportation - Airports Division
Contract Costs

Table 20

<u>Prog ID</u>	<u>MOF</u>	<u>Amount</u>	<u>(M/A/O)</u>	<u>Max Value</u>	<u>Outstanding Balance</u>	<u>Date Executed</u>	<u>From</u>	<u>To</u>	<u>Organization</u>	<u>E/L/P/C/ G/S</u>	<u>Description</u>	<u>Frequency of Monitoring</u>	<u>POS Y/N</u>
TRN195	B	as billed	M	7,000.00	5,666.20	8/29/2012			GMP INTERNATIONAL, LLC	S	DESIGN SVCS FOR VARIOUS MAINT & REPAIR-VARIOUS AIRPORTS STATEWIDE	State Proj Mgr.	Y
TRN195	B	as billed	M	142,500.00	32,769.61	1/26/2012			GROUP 70 INTERNATIONAL, INC.	S	UPDATE CAD SYSTEM FOR TERMINAL IMPR. PROJECTS JOB#ES1187-11	State Proj Mgr.	Y
TRN195	B	as billed	M	7,500.00	7,500.00	1/26/2012			GROUP 70 INTERNATIONAL, INC.	S	UPDATE CAD SYSTEM FOR TERMINAL IMPR. PROJECTS JOB#ES1187-11	State Proj Mgr.	Y
TRN195	B	as billed	M	824,630.00	270,937.75	10/15/2012			HOIKE NETWORKS, INC.	S	CONSULTANT SERVICES TO UPGRADE & MIGRATE AIRMIS21 APPLICATIONS & DATABAS	State Proj Mgr.	Y
TRN195	B	as billed	M	603,370.00	603,370.00	10/15/2012			HOIKE NETWORKS, INC.	S	CONSULTANT SERVICES TO UPGRADE & MIGRATE AIRMIS21 APPLICATIONS & DATABAS	State Proj Mgr.	Y
TRN195	B	as billed	M	200,000.00	8,648.92	9/12/2008			JACOBS CONSULTANCY INC.	S	FINANCIAL ADVISORY SVCS & ENGINEER'S REPORT-STATEWIDE	State Proj Mgr.	Y
TRN195	B	as billed	M	650,558.00	20,455.08	9/12/2008			JACOBS CONSULTANCY INC.	S	FINANCIAL ADVISORY SVCS & ENGINEER'S REPORT-STATEWIDE	State Proj Mgr.	Y
TRN195	B	as billed	M	180,000.00	14,028.24	6/28/2010			JC ENGINEERING, LLC	S	DESIGN SVCS FOR VARIOUS MAINTENANCE & REPAIR PROJECTS STATEWIDE & HIA	State Proj Mgr.	Y
TRN195	B	as billed	M	350,000.00	60,145.16	7/22/2011			LEIGHFISHER INC	S	FINANCIAL ADVISORY SERVICES & ENGINEER'S REPORT STATEWIDE	State Proj Mgr.	Y
TRN195	B	as billed	M	650,000.00	650,000.00	11/15/2013			LEIGHFISHER INC	S	FINANCIAL CONSULTING SERVICES STATEWIDE. ES1209-14	State Proj Mgr.	Y
TRN195	B	as billed	M	350,000.00	21,095.85	6/26/2008			OCEANIT LABORATORIES, INC.	S	CIVIL ENGINEERING DESIGN SERVICES VARIOUS AIRPORTS, S/W CS1811-33	State Proj Mgr.	Y
TRN195	B	as billed	M	140,000.00	140,000.00	6/13/2012			OCEANIT LABORATORIES, INC.	S	DESIGN SERVICES FOR AIRFIELD IMPROVEMENTS. DILLINGHAM AIRFIELD	State Proj Mgr.	Y
TRN195	B	as billed	M	10,000.00	10,000.00	6/13/2012			OCEANIT LABORATORIES, INC.	S	DESIGN SERVICES FOR AIRFIELD IMPROVEMENTS. DILLINGHAM AIRFIELD	State Proj Mgr.	Y
TRN195	B	as billed	M	445,000.00	116,566.96	9/12/2011			OKAHARA & ASSOCIATES, INC.	S	DESIGN SERVICES FOR VARIOUS MAINT & REPAIR, VARIOUS AIRPORTS STATEWIDE,	State Proj Mgr.	Y
TRN195	B	as billed	M	5,000.00	5,000.00	9/12/2011			OKAHARA & ASSOCIATES, INC.	S	DESIGN SERVICES FOR VARIOUS MAINT & REPAIR, VARIOUS AIRPORTS STATEWIDE,	State Proj Mgr.	Y

Department of Transportation - Airports Division
Contract Costs

Table 20

Prog ID	MOF	Amount	(M/A/O)	Max Value	Outstanding Balance	Date Executed	From	To	Organization	E/L/P/C/ G/S	Description	Frequency of Monitoring	POS Y/N
TRN195	B	as billed	M	2,921,592.00	72,466.51	3/15/2007			OXFORD ELECTRONICS, INC.	S	MAINTENANCE OF PASSENGER LOADING BRIDGES & BAGGAGE HANDLING EQUIPMENT	State Proj Mgr.	Y
TRN195	B	as billed	M	303,408.00	299,778.23	3/15/2007			OXFORD ELECTRONICS, INC.	S	MAINTENANCE OF PASSENGER LOADING BRIDGES & BAGGAGE HANDLING EQUIPMENT	State Proj Mgr.	Y
TRN195	B	as billed	M	2,921,592.00	157,108.07	3/15/2007			OXFORD ELECTRONICS, INC.	S	MAINTENANCE OF PASSENGER LOADING BRIDGES & BAGGAGE HANDLING EQUIPMENT	State Proj Mgr.	Y
TRN195	B	as billed	M	303,408.00	303,408.00	3/15/2007			OXFORD ELECTRONICS, INC.	S	MAINTENANCE OF PASSENGER LOADING BRIDGES & BAGGAGE HANDLING EQUIPMENT	State Proj Mgr.	Y
TRN195	B	as billed	M	2,921,592.00	47,510.73	3/15/2007			OXFORD ELECTRONICS, INC.	S	MAINTENANCE OF PASSENGER LOADING BRIDGES & BAGGAGE HANDLING EQUIPMENT	State Proj Mgr.	Y
TRN195	B	as billed	M	303,408.00	29,976.77	3/15/2007			OXFORD ELECTRONICS, INC.	S	MAINTENANCE OF PASSENGER LOADING BRIDGES & BAGGAGE HANDLING EQUIPMENT	State Proj Mgr.	Y
TRN195	B	as billed	M	3,592,626.00	338,635.33	5/18/2012			OXFORD ELECTRONICS, INC.	S	MAINTENANCE OF PLB & BAG CLAIM EQUIPMENT STATEWIDE. BS1202-43	State Proj Mgr.	Y
TRN195	B	as billed	M	367,374.00	217,215.02	5/18/2012			OXFORD ELECTRONICS, INC.	S	MAINTENANCE OF PLB & BAG CLAIM EQUIPMENT STATEWIDE. BS1202-43	State Proj Mgr.	Y
TRN195	B	as billed	M	3,592,626.00	2,765,407.91	5/18/2012			OXFORD ELECTRONICS, INC.	S	MAINTENANCE OF PLB & BAG CLAIM EQUIPMENT STATEWIDE. BS1202-43	State Proj Mgr.	Y
TRN195	B	as billed	M	367,374.00	319,414.20	5/18/2012			OXFORD ELECTRONICS, INC.	S	MAINTENANCE OF PLB & BAG CLAIM EQUIPMENT STATEWIDE. BS1202-43	State Proj Mgr.	Y
TRN195	B	as billed	M	215,000.00	152,140.55	6/7/2007			PACIFIC ARCHITECTS, INC.	S	ARCHITECTURAL DESIGN SERVICES FOR MAINT & REPAIR PROJECTS STATEWIDE	State Proj Mgr.	Y
TRN195	B	as billed	M	5,000.00	3,657.52	6/7/2007			PACIFIC ARCHITECTS, INC.	S	ARCHITECTURAL DESIGN SERVICES FOR MAINT & REPAIR PROJECTS STATEWIDE	State Proj Mgr.	Y
TRN195	B	as billed	O	2,770,895.00	2,673,151.25	1/9/2013			PAVE-TECH INC	S	RUNWAY FRICTION MAINTENANCE, STATEWIDE	State Proj Mgr.	N
TRN195	B	as billed	O	277,089.50	277,089.50	1/9/2013			PAVE-TECH INC	S	RUNWAY FRICTION MAINTENANCE, STATEWIDE	State Proj Mgr.	N
TRN195	B	as billed	M	120,000.00	120,000.00	8/14/2013			PUBLIC FINANCIAL MANAGEMENT,	S	FINANCIAL ADVISORY SERVICES STATEWIDE ES1207-13 OPT TO EXTEND 1-12 MOS.	State Proj Mgr.	Y
TRN195	B	as billed	M	475,000.00	376,624.85	10/23/2012			RIDER LEVETT BUCKNALL, LTD.	S	CM SVCS FOR MISC STATEWIDE SPECIAL MAINTENANCE PROJECTS	State Proj Mgr.	Y
TRN195	B	as billed	M	25,000.00	22,480.06	10/23/2012			RIDER LEVETT BUCKNALL, LTD.	S	CM SVCS FOR MISC STATEWIDE SPECIAL MAINTENANCE PROJECTS	State Proj Mgr.	Y

Department of Transportation - Airports Division
Contract Costs

Table 20

Prog ID	MOF	Amount	(M/A/O)	Max Value	Outstanding Balance	Date Executed	From	To	Organization	E/L/P/C/ G/S	Description	Frequency of Monitoring	POS Y/N
TRN195	B	as billed	M	75,000.00	73,685.75	7/25/2012			RIM ARCHITECTS, LLC	S	DESIGN SERVICES FOR MISC TERMINAL IMPROVEMENTS. HANA AIRPORT	State Proj Mgr.	Y
TRN195	B	as billed	M	25,000.00	24,337.13	7/25/2012			RIM ARCHITECTS, LLC	S	DESIGN SERVICES FOR MISC TERMINAL IMPROVEMENTS. HANA AIRPORT	State Proj Mgr.	Y
TRN195	B	as billed	M	180,000.00	11,003.65	6/30/2010			SEGAWA, WESLEY R. AND	S	DESIGN SERVICES FOR VARIOUS MAINTENANCE& REPAIR PROJECTS, VAR AIRPORTS S	State Proj Mgr.	Y
TRN195	B	as billed	M	300,000.00	1,587.13	6/30/2010			SEGAWA, WESLEY R. AND	S	CONSTRUCTION MANAGEMENT SERVICES FOR MAINTENANCE & REPAIRS PROJECTS VARI	State Proj Mgr.	Y
TRN195	B	as billed	M	67,300.00	11,599.85	10/23/2012			SEGAWA, WESLEY R. AND	S	CONSTRUCTION MANAGEMENT SERVICES & SUPPORT STATEWIDE AIRPORT	State Proj Mgr.	Y
TRN195	B	as billed	M	7,000.00	7,000.00	10/23/2012			SEGAWA, WESLEY R. AND	S	CONSTRUCTION MANAGEMENT SERVICES & SUPPORT STATEWIDE AIRPORT	State Proj Mgr.	Y
TRN195	B	as billed	M	5,000.00	5,000.00	10/23/2012			SEGAWA, WESLEY R. AND	S	CONSTRUCTION MANAGEMENT SERVICES & SUPPORT STATEWIDE AIRPORT	State Proj Mgr.	Y
TRN195	B	as billed	M	1,000,000.00	1,000,000.00	10/28/2013			SEGAWA, WESLEY R. AND	S	DESIGN SERVICES FOR FAA PART 139 DISCREPANCIES, STATEWIDE, CS1322-18	State Proj Mgr.	Y
TRN195	B	as billed	M	200,000.00	200,000.00	2/28/2011			SKIRE, INC.	S	ENGINEERING PROJECTS MANAGEMENT SYSTEM, PHASE 2, S/W, ES1174-09	State Proj Mgr.	Y
TRN195	B	as billed	M	350,000.00	38,152.84	8/13/2010			TM DESIGNERS, INC.	S	CONSTRUCTION MANAGEMENT SVCES FOR MAINTENANCE & REPAIR PROJECTS VARIOUS	State Proj Mgr.	Y
TRN195	B	as billed	M	350,000.00	153,429.00	8/13/2010			TM DESIGNERS, INC.	S	CONSTRUCTION MANAGEMENT SVCES FOR MAINTENANCE & REPAIR PROJECTS VARIOUS	State Proj Mgr.	Y
TRN195	B	as billed	M	250,000.00	25,381.02	6/30/2010			TOWILL, R. M. CORPORATION	S	DESIGN SERVICES FOR VAR MAINTENANCE & REPAIR PROJECTS VAR AIRPORTS S/W C	State Proj Mgr.	Y
TRN195	B	as billed	M	100,000.00	100,000.00	6/30/2010			TOWILL, R. M. CORPORATION	S	DESIGN SERVICES FOR VAR MAINTENANCE & REPAIR PROJECTS VAR AIRPORTS S/W C	State Proj Mgr.	Y
TRN195	B	as billed	M	300,000.00	7,515.92	6/30/2010			TOWILL, R. M. CORPORATION	S	CONSTRUCTION MANAGEMENT SERVICES FOR MAINT & REPAIR PROJECTS VARIOUS AIR	State Proj Mgr.	Y
TRN195	B	as billed	M	100,500.00	98,056.55	10/31/2011			TOWILL, R. M. CORPORATION	S	CM SERVICES FOR AIRFIELD SCOPING & MISC IMPROVEMENTS, KONA INTERNATIONAL	State Proj Mgr.	Y

Department of Transportation - Airports Division
Contract Costs

Table 20

Prog ID	MOF	Amount	(M/A/O)	Max Value	Outstanding Balance	Date Executed	From	To	Organization	E/L/P/C/ G/S	Description	Frequency of Monitoring	POS Y/N
TRN195	B	as billed	M	22,200.00	22,200.00	10/31/2011			TOWILL, R. M. CORPORATION	S	CM SERVICES FOR AIRFIELD SCOPING & MISC IMPROVEMENTS, KONA INTERNATIONAL	State Proj Mgr.	Y
TRN195	B	as billed	M	17,255.00	17,017.46	10/31/2011			TOWILL, R. M. CORPORATION	S	CM SERVICES FOR AIRFIELD SCOPING & MISC IMPROVEMENTS, KONA INTERNATIONAL	State Proj Mgr.	Y
TRN195	B	as billed	M	475,000.00	351,629.08	8/29/2012			TOWILL, R. M. CORPORATION	S	CM SERVICES FOR MISCELLANEOUS STATEWIDE ROUTINE MAINT PROJECT STATEWIDE	State Proj Mgr.	Y
TRN195	B	as billed	M	25,000.00	23,945.01	8/29/2012			TOWILL, R. M. CORPORATION	S	CM SERVICES FOR MISCELLANEOUS STATEWIDE ROUTINE MAINT PROJECT STATEWIDE	State Proj Mgr.	Y
TRN195	B	as billed	M	58,800.00	26,460.00	3/21/2011			TRANS MERIDIAN IT, LLC	S	WINGS MAINTENANCE S/W - ES1186-11	State Proj Mgr.	Y
TRN195	B	as billed	M	11,200.00	11,200.00	3/21/2011			TRANS MERIDIAN IT, LLC	S	WINGS MAINTENANCE S/W - ES1186-11	State Proj Mgr.	Y
TRN195	B	as billed	M	58,800.00	16,905.00	3/21/2011			TRANS MERIDIAN IT, LLC	S	WINGS MAINTENANCE S/W - ES1186-11	State Proj Mgr.	Y
TRN195	B	as billed	M	11,200.00	11,200.00	3/21/2011			TRANS MERIDIAN IT, LLC	S	WINGS MAINTENANCE S/W - ES1186-11	State Proj Mgr.	Y
TRN195	B	as billed	M	58,800.00	51,135.00	3/21/2011			TRANS MERIDIAN IT, LLC	S	WINGS MAINTENANCE S/W - ES1186-11	State Proj Mgr.	Y
TRN195	B	as billed	M	11,200.00	11,200.00	3/21/2011			TRANS MERIDIAN IT, LLC	S	WINGS MAINTENANCE S/W - ES1186-11	State Proj Mgr.	Y
TRN195	B	as billed	M	4,400.58	651.42	1/23/2009			UNITED COURIER SERVICES, INC.	S	ARMORED CAR SERVICES FOR VARIOUS AGENCIES ON OAHU IFB-09-019-O.	State Proj Mgr.	Y
TRN195	B	as billed	M	140,000.00	134,723.77	9/7/2012			WALLER, J. M. ASSOCIATES, INC.	S	DESIGN SERVICES FOR MISCELLANEOUS TERMINAL IMPROVEMENT, PORT ALLEN	State Proj Mgr.	Y
TRN195	B	as billed	M	10,000.00	9,799.48	9/7/2012			WALLER, J. M. ASSOCIATES, INC.	S	DESIGN SERVICES FOR MISCELLANEOUS TERMINAL IMPROVEMENT, PORT ALLEN	State Proj Mgr.	Y
TRN161	B	as billed	O	\$ 7,844	\$ 12,326	3/15/2007			OXFORD ELECTRONICS, INC.	S	MAINTENANCE OF PASSENGER LOADING BRIDGES & BAGGAGE HANDLING EQUIPMENT	State Proj Mgr	Y
TRN161	B	as billed	O	\$ 123,413	\$ 7,844	3/15/2007			OXFORD ELECTRONICS, INC.	S	MAINTENANCE OF PASSENGER LOADING BRIDGES & BAGGAGE HANDLING EQUIPMENT	State Proj Mgr	Y
TRN161	B	as billed	O	\$ 121,600	\$ 1,800	9/23/2005			SDV TELECOMMUNICATIONS	S	MAINTENANCE OF THE AIRPORT TELEPHONE SYSTEM AT LIHUE AIRPORT BK1602-43	State Proj Mgr	Y
TRN161	B	as billed	O	\$ 12,400	\$ 1,210	9/23/2005			SDV TELECOMMUNICATIONS	S	MAINTENANCE OF THE AIRPORT TELEPHONE SYSTEM AT LIHUE AIRPORT BK1602-43	State Proj Mgr	Y

Department of Transportation - Airports Division
Contract Costs

Table 20

<u>Prog ID</u>	<u>MOF</u>	<u>Amount</u>	<u>(M/A/O)</u>	<u>Max Value</u>	<u>Outstanding Balance</u>	<u>Date Executed</u>	<u>From</u>	<u>To</u>	<u>Organization</u>	<u>E/L/P/C/ G/S</u>	<u>Description</u>	<u>Frequency of Monitoring</u>	<u>POS Y/N</u>
TRN161	B	as billed	O	\$ 43,000	\$ 9,020	9/23/2005			SDV TELECOMMUNICATIONS	S	MAINTENANCE OF THE AIRPORT TELEPHONE SYSTEM AT LIHUE AIRPORT BK1602-43	State Proj Mgr	Y
TRN161	B	as billed	O	\$ 121,600	\$ 2,860	9/23/2005			SDV TELECOMMUNICATIONS	S	MAINTENANCE OF THE AIRPORT TELEPHONE SYSTEM AT LIHUE AIRPORT BK1602-43	State Proj Mgr	Y
TRN161	B	as billed	O	\$ 10,000	\$ 880	9/23/2005			SDV TELECOMMUNICATIONS, INC.	S	MAINTENANCE OF THE AIRPORT TELEPHONE SYSTEM AT LIHUE AIRPORT BK1602-43	State Proj Mgr	Y
TRN161	B	as billed	O	\$ 17,640	\$ 4,435	9/23/2005			SDV TELECOMMUNICATIONS, INC.	S	MAINTENANCE OF THE AIRPORT TELEPHONE SYSTEM AT LIHUE AIRPORT BK1602-43	State Proj Mgr	Y
TRN161	B	as billed	O	\$ 2,860	\$ 2,860	9/23/2005			SDV TELECOMMUNICATIONS, INC.	S	MAINTENANCE OF THE AIRPORT TELEPHONE SYSTEM AT LIHUE AIRPORT BK1602-43	State Proj Mgr	Y
TRN161	B	as billed	O	\$ 785,000	\$ 491,292	9/24/2012			SHIOI CONSTRUCTION, INC.	S	RESTROOM RENOVATIONS, LIHUE AIRPORT	State Proj Mgr	Y
TRN161	B	as billed	O	\$ 39,067	\$ 12,108	9/24/2012			SHIOI CONSTRUCTION, INC.	S	RESTROOM RENOVATIONS, LIHUE AIRPORT	State Proj Mgr	Y
TRN161	B	as billed	O	\$ 100,000	\$ 100,000	9/24/2012			SHIOI CONSTRUCTION, INC.	S	RESTROOM RENOVATIONS, LIHUE AIRPORT	State Proj Mgr	Y
TRN161	B	as billed	O	\$ 629,875	\$ 629,875	8/23/2013			SHIOI CONSTRUCTION, INC.	S	ARFF STATION VEHICLE BAY DOOR REPAIR, LIHUE AIRPORT, CK1321-43	State Proj Mgr	Y
TRN161	B	as billed	O	\$ 1,728	\$ 791	8/26/2010			STRAUB CLINIC & HOSPITAL	S	FURNISHING ANNUAL AIPORT FIREFIGHTER MEDICAL EXAMINATIONS HONLULU/KALAE	State Proj Mgr	Y
TRN161	B	as billed	O	\$ 2,778	\$ 17,208	8/26/2010			STRAUB CLINIC & HOSPITAL	S	FURNISHING ANNUAL AIPORT FIREFIGHTER MEDICAL EXAMINATIONS HONLULU/KALAE	State Proj Mgr	Y
TRN161	B	as billed	O	\$ 21,521	\$ 10,823	8/26/2010			STRAUB CLINIC & HOSPITAL	S	FURNISHING ANNUAL AIPORT FIREFIGHTER MEDICAL EXAMINATIONS HONLULU/KALAE	State Proj Mgr	Y
TRN161	B	as billed	O	\$ 164,729	\$ 9,313	6/29/2005			THERMAL ENGINEERING CORP.	S	AIR CONDITIONING SYSTEM REPLACEMENT LIHUE AIRPORT CK1502-42.	State Proj Mgr	Y
TRN161	B	as billed	O	\$ 349	\$ 349	6/29/2005			THERMAL ENGINEERING CORP.	S	AIR CONDITIONING SYSTEM REPLACEMENT LIHUE AIRPORT CK1502-42.	State Proj Mgr	Y
TRN161	B	as billed	O	\$ 3,725	\$ 3,725	6/29/2005			THERMAL ENGINEERING CORP.	S	AIR CONDITIONING SYSTEM REPLACEMENT LIHUE AIRPORT CK1502-42.	State Proj Mgr	Y

Department of Transportation - Airports Division
Contract Costs

Table 20

Prog ID	MOF	Amount	(M/A/O)	Max Value	Outstanding Balance	Date Executed	From	To	Organization	E/L/P/C/ G/S	Description	Frequency of Monitoring	POS Y/N
TRN161	B	as billed	O	\$ 1,275	\$ 1,275	6/29/2005			THERMAL ENGINEERING CORP.	S	AIR CONDITIONING SYSTEM REPLACEMENT LIHUE AIRPORT CK1502-42.	State Proj Mgr	Y
TRN161	B	as billed	O	\$ 20,000	\$ 6,067	6/29/2005			THERMAL ENGINEERING CORP.	S	AIR CONDITIONING SYSTEM REPLACEMENT LIHUE AIRPORT CK1502-42.	State Proj Mgr	Y
TRN161	B	as billed	O	\$ 64,750	\$ 9,552	2/11/2005			TOWILL, SHIGEOKA & ASSOCIATES,	G	TOPOGRAPHIC MAPS FOR MAINTENANCE & REPAIR PROJECTS STATEWIDE	State Proj Mgr	Y
TRN161	B	as billed	O	\$ 5,250	\$ 788	2/11/2005			TOWILL, SHIGEOKA & ASSOCIATES,	G	TOPOGRAPHIC MAPS FOR MAINTENANCE & REPAIR PROJECTS STATEWIDE	State Proj Mgr	Y
TRN195	B	as billed	O	\$ 225,000	\$ 5,278	6/20/2008			AECOM TECHNICAL SERVICES, INC.	S	PROVIDE LUST CLOSURE SUPPORT STATEWIDE PROJECT#CS1810-21	State Proj Mgr	Y
TRN195	B	as billed	O	\$ 25,000	\$ 8,274	6/20/2008			AECOM TECHNICAL SERVICES, INC.	S	PROVIDE LUST CLOSURE SUPPORT STATEWIDE PROJECT#CS1810-21	State Proj Mgr	Y
TRN195	B	as billed	O	\$ 198,625	\$ 47,040	9/1/2010			AECOM TECHNICAL SERVICES, INC.	S	ENVIRONMENTAL STORMWATER MONITORING SUPPORT STATEWIDE AIRPORTS	State Proj Mgr	Y
TRN195	B	as billed	O	\$ 9,845	\$ 23,543	9/1/2010			AECOM TECHNICAL SERVICES, INC.	S	ENVIRONMENTAL STORMWATER MONITORING SUPPORT STATEWIDE AIRPORTS	State Proj Mgr	Y
TRN195	B	as billed	O	\$ 458,407	\$ 9,639	9/7/2006			ASSET EVOLUTION	S	CONSULTANT SVCS FOR FACILITIES MANAGEMENT SYSTEM PROJECT AT HON. AIRPORT	State Proj Mgr	Y
TRN195	B	as billed	O	\$ 23,000	\$ 575	9/7/2006			ASSET EVOLUTION	S	CONSULTANT SVCS FOR FACILITIES MANAGEMENT SYSTEM PROJECT AT HON. AIRPORT	State Proj Mgr	Y
TRN195	B	as billed	O	\$ 450,000	\$ 201,870	3/14/2012			BELT COLLINS HAWAII LLC	S	CONSTRUCTION MANAGEMENT, INSPECTION, AND DESIGN SVCS JOB#CS1102-18	State Proj Mgr	Y
TRN195	B	as billed	O	\$ 35,000	\$ 34,499	3/14/2012			BELT COLLINS HAWAII LLC	S	CONSTRUCTION MANAGEMENT, INSPECTION, AND DESIGN SVCS JOB#CS1102-18	State Proj Mgr	Y
TRN195	B	as billed	O	\$ 15,000	\$ 15,000	3/14/2012			BELT COLLINS HAWAII LLC	S	CONSTRUCTION MANAGEMENT, INSPECTION, AND DESIGN SVCS JOB#CS1102-18	State Proj Mgr	Y
TRN195	B	as billed	O	\$ 490,000	\$ 490,000	3/14/2012			BELT COLLINS HAWAII LLC	S	CONSTRUCTION MANAGEMENT, INSPECTION, AND DESIGN SVCS JOB#CS1102-18	State Proj Mgr	Y
TRN195	B	as billed	O	\$ 10,000	\$ 8,390	3/14/2012			BELT COLLINS HAWAII LLC	S	CONSTRUCTION MANAGEMENT, INSPECTION, AND DESIGN SVCS JOB#CS1102-18	State Proj Mgr	Y

Department of Transportation - Airports Division
Contract Costs

Table 20

<u>Prog ID</u>	<u>MOF</u>	<u>Amount</u>	<u>(M/A/O)</u>	<u>Max Value</u>	<u>Outstanding Balance</u>	<u>Date Executed</u>	<u>From</u>	<u>To</u>	<u>Organization</u>	<u>E/L/P/C/ G/S</u>	<u>Description</u>	<u>Frequency of Monitoring</u>	<u>POS Y/N</u>
TRN195	B	as billed	O	\$ 11,000	\$ 1,000	2/12/2009			BLX GROUP LLC	S	BOND ARBITRAGE REBATE CALCULATIONS OPT TO EXTEND 2-12 MOS.	State Proj Mgr	Y
TRN195	B	as billed	O	\$ 7,000	\$ 2,000	2/12/2009			BLX GROUP LLC	S	BOND ARBITRAGE REBATE CALCULATIONS OPT TO EXTEND 2-12 MOS.	State Proj Mgr	Y
TRN195	B	as billed	O	\$ 7,000	\$ 2,000	2/12/2009			BLX GROUP LLC	S	BOND ARBITRAGE REBATE CALCULATIONS OPT TO EXTEND 2-12 MOS.	State Proj Mgr	Y
TRN195	B	as billed	O	\$ 9,000	\$ 6,000	1/31/2013			BLX GROUP LLC	S	BOND ARBITRAGE REBATE CALCULATIONS OPT OPT TO EXTEND 2-12 MOS.	State Proj Mgr	Y
TRN195	B	as billed	O	\$ 200,000	\$ 12,705	4/15/2009			BOWERS + KUBOTA CONSULTING INC	S	CONSTRUCTION MANAGEMENT SVCS FOR VARIOUS REPAIR PROJECTS.	State Proj Mgr	Y
TRN195	B	as billed	O	\$ 300,000	\$ 404	4/15/2009			BOWERS + KUBOTA CONSULTING INC	S	CONSTRUCTION MANAGEMENT SVCS FOR VARIOUS REPAIR PROJECTS.	State Proj Mgr	Y
TRN195	B	as billed	O	\$ 540,000	\$ 7,500	6/28/2010			BOWERS + KUBOTA CONSULTING INC	S	CONSTRUCTION MANAGEMENT SVCS FOR MAINTENANCE & REPAIR PROJECTS-STATEWIDE	State Proj Mgr	Y
TRN195	B	as billed	O	\$ 10,000	\$ 67,509	6/28/2010			BOWERS + KUBOTA CONSULTING INC	S	CONSTRUCTION MANAGEMENT SVCS FOR MAINTENANCE & REPAIR PROJECTS-STATEWIDE	State Proj Mgr	Y
TRN195	B	as billed	O	\$ 390,000	\$ 291,914	6/21/2012			BOWERS + KUBOTA CONSULTING INC	S	CONSTRUCTION MANAGEMENT FOR VARIOUS MAINTENANCE & REPAIR PROJECTS	State Proj Mgr	Y
TRN195	B	as billed	O	\$ 10,000	\$ 9,407	6/21/2012			BOWERS + KUBOTA CONSULTING INC	S	CONSTRUCTION MANAGEMENT FOR VARIOUS MAINTENANCE & REPAIR PROJECTS	State Proj Mgr	Y
TRN195	B	as billed	O	\$ 140,000	\$ 140,000	10/9/2012			CHAN, LOU & ASSOCIATES, INC.	S	DESIGN SERVICES FOR MISCELLANEOUS TERMINAL IMPR. WAIMEA KOHALA AIRPORT	State Proj Mgr	Y
TRN195	B	as billed	O	\$ 10,000	\$ 10,000	10/9/2012			CHAN, LOU & ASSOCIATES, INC.	S	DESIGN SERVICES FOR MISCELLANEOUS TERMINAL IMPR. WAIMEA KOHALA AIRPORT	State Proj Mgr	Y
TRN195	B	as billed	O	\$ 900,000	\$ 24,154	1/9/2012			COFFMAN ENGINEERS, INC.	S	ENGINEERING DESIGN SERVICES & SUPPORT JOB#CS1101-12	State Proj Mgr	Y
TRN195	B	as billed	O	\$ 50,000	\$ 41,408	1/9/2012			COFFMAN ENGINEERS, INC.	S	ENGINEERING DESIGN SERVICES & SUPPORT JOB#CS1101-12	State Proj Mgr	Y
TRN195	B	as billed	O	\$ 50,000	\$ 4,920	1/9/2012			COFFMAN ENGINEERS, INC.	S	ENGINEERING DESIGN SERVICES & SUPPORT JOB#CS1101-12	State Proj Mgr	Y
TRN195	B	as billed	O	\$ 950,000	\$ 606,641	1/9/2012			COFFMAN ENGINEERS, INC.	S	ENGINEERING DESIGN SERVICES & SUPPORT JOB#CS1101-12	State Proj Mgr	Y

Department of Transportation - Airports Division
Contract Costs

Table 20

Prog ID	MOF	Amount	(M/A/O)	Max Value	Outstanding Balance	Date Executed	From	To	Organization	E/L/P/C/ G/S	Description	Frequency of Monitoring	POS Y/N
TRN195	B	as billed	O	\$ 250,000	\$ 187,349	12/16/2010			COMMERCIAL DATA SYSTEMS, INC.	S	AIRMIS21 UPGRADE STATEWIDE PROJECT#ES1179-10.	State Proj Mgr	Y
TRN195	B	as billed	O	\$ 75,000	\$ 75,000	6/29/2010			ENGINEERS SURVEYORS HAWAII,	S	CONSTRUCTION MANAGEMENT SVCS FOR MAINTENANCE & REPAIR PROJECTS-HIA.	State Proj Mgr	Y
TRN195	B	as billed	O	\$ 475,000	\$ 285,660	8/22/2012			ENGINEERS SURVEYORS HAWAII,	S	CM SERVICES FOR VARIOUS SPECIAL MAINT. PROJECTS STATEWIDE JOB#CS1202-18	State Proj Mgr	Y
TRN195	B	as billed	O	\$ 25,000	\$ 6,208	8/22/2012			ENGINEERS SURVEYORS HAWAII,	S	CM SERVICES FOR VARIOUS SPECIAL MAINT. PROJECTS STATEWIDE JOB#CS1202-18	State Proj Mgr	Y
TRN195	B	as billed	O	\$ 18,000	\$ 900	4/1/2010			ENVIANCE, INC.	S	ENVIRONMENTAL TRACKING SYSTEM DATABASE PROJECT#ES1178-10. OPT TO EXTEND	State Proj Mgr	Y
TRN195	B	as billed	O	\$ 2,000	\$ 2,000	4/1/2010			ENVIANCE, INC.	S	ENVIRONMENTAL TRACKING SYSTEM DATABASE PROJECT#ES1178-10. OPT TO EXTEND	State Proj Mgr	Y
TRN195	B	as billed	O	\$ 2,000	\$ 2,000	4/1/2010			ENVIANCE, INC.	S	ENVIRONMENTAL TRACKING SYSTEM DATABASE PROJECT#ES1178-10. OPT TO EXTEND	State Proj Mgr	Y
TRN195	B	as billed	O	\$ 2,000	\$ 2,000	4/1/2010			ENVIANCE, INC.	S	ENVIRONMENTAL TRACKING SYSTEM DATABASE PROJECT#ES1178-10. OPT TO EXTEND	State Proj Mgr	Y
TRN195	B	as billed	O	\$ 25,000	\$ 0	10/29/2009			ENVIROSERVICES & TRAINING	S	ENVIRONMENTAL COMPLIANCE SVCS STATEWIDE SUPPORT JOB#CS1905-23.	State Proj Mgr	Y
TRN195	B	as billed	O	\$ 25,000	\$ 13,601	10/29/2009			ENVIROSERVICES & TRAINING	S	ENVIRONMENTAL COMPLIANCE SVCS STATEWIDE SUPPORT JOB#CS1905-23.	State Proj Mgr	Y
TRN195	B	as billed	O	\$ 250,000	\$ 21,867	9/1/2010			ENVIROSERVICES & TRAINING	S	ENVIRONMENTAL IMPR. SUPPORT STATEWIDE AIRPORTS CS1002-23	State Proj Mgr	Y
TRN195	B	as billed	O	\$ 360,000	\$ 10,212	8/22/2012			ENVIROSERVICES & TRAINING	S	ENVIRONMENTAL ENGINEERING MANAGEMENT & INSPECTION SVCS-STATEWIDE	State Proj Mgr	Y
TRN195	B	as billed	O	\$ 40,000	\$ 234,151	8/22/2012			ENVIROSERVICES & TRAINING	S	ENVIRONMENTAL ENGINEERING MANAGEMENT & INSPECTION SVCS-STATEWIDE	State Proj Mgr	Y
TRN195	B	as billed	O	\$ 192,000	\$ 5,118	10/26/2010			EWORLD ENTERPRISE SOLUTIONS,	S	INFORMATION TECHNOLOGY AIRFMIS MAINTENANCE-STATEWIDE ES1181-11	State Proj Mgr	Y
TRN195	B	as billed	O	\$ 59,400	\$ 7,560	8/24/2011			EWORLD ENTERPRISE SOLUTIONS,	S	LOTUS DOMINO MAINTENANCE-STATEWIDE JOB#ES1188-11	State Proj Mgr	Y

Department of Transportation - Airports Division
Contract Costs

Table 20

<u>Prog ID</u>	<u>MOF</u>	<u>Amount</u>	<u>(M/A/O)</u>	<u>Max Value</u>	<u>Outstanding Balance</u>	<u>Date Executed</u>	<u>From</u>	<u>To</u>	<u>Organization</u>	<u>E/L/P/C/ G/S</u>	<u>Description</u>	<u>Frequency of Monitoring</u>	<u>POS Y/N</u>
TRN195	B	as billed	O	\$ 59,400	\$ 59,400	8/24/2011			EWORLD ENTERPRISE SOLUTIONS,	S	LOTUS DOMINO MAINTENANCE- STATEWIDE JOB#ES1188-11	State Proj Mgr	Y
TRN195	B	as billed	O	\$ 230,400	\$ 100,680	2/9/2012			EWORLD ENTERPRISE SOLUTIONS,	S	INFRASTRUCTURE MAINTENANCE- STATEWIDE OPT TO EXTEND 2-12 MOS. TERM OF	State Proj Mgr	Y
TRN195	B	as billed	O	\$ 110,000	\$ 110,000	10/10/2013			FIRST SOUTHWEST	S	FINANCIAL ADVISORY SERVICES FOR ENERGY SAVINGS MEASURES - STATWIDE	State Proj Mgr	Y
TRN195	B	as billed	O	\$ 75,000	\$ 24,161	6/27/2012			FUNG ASSOCIATES INC.	S	DESIGN SVCS FOR MISCELLANEOUS TERMINAL IMPR. KALAUPAPA AIRPORT.	State Proj Mgr	Y
TRN195	B	as billed	O	\$ 940,000	\$ 475,772	8/29/2012			GMP INTERNATIONAL, LLC	S	DESIGN SVCS FOR VARIOUS MAINT & REPAIR-VARIOUS AIRPORTS STATEWIDE	State Proj Mgr	Y
TRN195	B	as billed	O	\$ 7,000	\$ 5,666	8/29/2012			GMP INTERNATIONAL, LLC	S	DESIGN SVCS FOR VARIOUS MAINT & REPAIR-VARIOUS AIRPORTS STATEWIDE	State Proj Mgr	Y
TRN195	B	as billed	O	\$ 142,500	\$ 32,770	1/26/2012			GROUP 70 INTERNATIONAL, INC.	S	UPDATE CAD SYSTEM FOR TERMINAL IMPR. PROJECTS JOB#ES1187-11	State Proj Mgr	Y
TRN195	B	as billed	O	\$ 7,500	\$ 7,500	1/26/2012			GROUP 70 INTERNATIONAL, INC.	S	UPDATE CAD SYSTEM FOR TERMINAL IMPR. PROJECTS JOB#ES1187-11	State Proj Mgr	Y
TRN195	B	as billed	O	\$ 824,630	\$ 270,938	10/15/2012			HOIKE NETWORKS, INC.	S	CONSULTANT SERVICES TO UPGRADE & MIGRATE AIRMIS21 APPLICATIONS & DATABAS	State Proj Mgr	Y
TRN195	B	as billed	O	\$ 603,370	\$ 603,370	10/15/2012			HOIKE NETWORKS, INC.	S	CONSULTANT SERVICES TO UPGRADE & MIGRATE AIRMIS21 APPLICATIONS & DATABAS	State Proj Mgr	Y
TRN195	B	as billed	O	\$ 200,000	\$ 8,649	9/12/2008			JACOBS CONSULTANCY INC.	S	FINANCIAL ADVISORY SVCS & ENGINEER'S REPORT-STATEWIDE	State Proj Mgr	Y
TRN195	B	as billed	O	\$ 650,558	\$ 20,455	9/12/2008			JACOBS CONSULTANCY INC.	S	FINANCIAL ADVISORY SVCS & ENGINEER'S REPORT-STATEWIDE	State Proj Mgr	Y
TRN195	B	as billed	O	\$ 180,000	\$ 14,028	6/28/2010			JC ENGINEERING, LLC	S	DESIGN SVCS FOR VARIOUS MAINTENANCE & REPAIR PROJECTS STATEWIDE & HIA	State Proj Mgr	Y
TRN195	B	as billed	O	\$ 350,000	\$ 60,145	7/22/2011			LEIGHFISHER INC	S	FINANCIAL ADVISORY SERVICES & ENGINEER'S REPORT STATEWIDE	State Proj Mgr	Y
TRN195	B	as billed	O	\$ 650,000	\$ 650,000	11/15/2013			LEIGHFISHER INC	S	FINANCIAL CONSULTING SERVICES STATEWIDE. ES1209-14	State Proj Mgr	Y

Department of Transportation - Airports Division
Contract Costs

Table 20

Prog ID	MOF	Amount	(M/A/O)	Max Value	Outstanding Balance	Date Executed	From	To	Organization	E/L/P/C/ G/S	Description	Frequency of Monitoring	POS Y/N
TRN195	B	as billed	O	\$ 140,000	\$ 21,096	6/26/2008			OCEANIT LABORATORIES, INC.	S	CIVIL ENGINEERING DESIGN SERVICES VARIOUS AIRPORTS, S/W CS1811-33	State Proj Mgr	Y
TRN195	B	as billed	O	\$ 10,000	\$ 140,000	6/13/2012			OCEANIT LABORATORIES, INC.	S	DESIGN SERVICES FOR AIRFIELD IMPROVEMENTS. DILLINGHAM AIRFIELD	State Proj Mgr	Y
TRN195	B	as billed	O	\$ 350,000	\$ 10,000	6/13/2012			OCEANIT LABORATORIES, INC.	S	DESIGN SERVICES FOR AIRFIELD IMPROVEMENTS. DILLINGHAM AIRFIELD	State Proj Mgr	Y
TRN195	B	as billed	O	\$ 437,000	\$ 116,567	9/12/2011			OKAHARA & ASSOCIATES, INC.	S	DESIGN SERVICES FOR VARIOUS MAINT & REPAIR, VARIOUS AIRPORTS STATEWIDE,	State Proj Mgr	Y
TRN195	B	as billed	O	\$ 10,000	\$ 5,000	9/12/2011			OKAHARA & ASSOCIATES, INC.	S	DESIGN SERVICES FOR VARIOUS MAINT & REPAIR, VARIOUS AIRPORTS STATEWIDE,	State Proj Mgr	Y
TRN195	B	as billed	O	\$ 3,592,626	\$ 72,467	3/15/2007			OXFORD ELECTRONICS, INC.	S	MAINTENANCE OF PASSENGER LOADING BRIDGES & BAGGAGE HANDLING EQUIPMENT	State Proj Mgr	Y
TRN195	B	as billed	O	\$ 367,374	\$ 299,778	3/15/2007			OXFORD ELECTRONICS, INC.	S	MAINTENANCE OF PASSENGER LOADING BRIDGES & BAGGAGE HANDLING EQUIPMENT	State Proj Mgr	Y
TRN195	B	as billed	O	\$ 3,592,626	\$ 157,108	3/15/2007			OXFORD ELECTRONICS, INC.	S	MAINTENANCE OF PASSENGER LOADING BRIDGES & BAGGAGE HANDLING EQUIPMENT	State Proj Mgr	Y
TRN195	B	as billed	O	\$ 367,374	\$ 303,408	3/15/2007			OXFORD ELECTRONICS, INC.	S	MAINTENANCE OF PASSENGER LOADING BRIDGES & BAGGAGE HANDLING EQUIPMENT	State Proj Mgr	Y
TRN195	B	as billed	O	\$ 2,921,592	\$ 47,511	3/15/2007			OXFORD ELECTRONICS, INC.	S	MAINTENANCE OF PASSENGER LOADING BRIDGES & BAGGAGE HANDLING EQUIPMENT	State Proj Mgr	Y
TRN195	B	as billed	O	\$ 303,408	\$ 29,977	3/15/2007			OXFORD ELECTRONICS, INC.	S	MAINTENANCE OF PASSENGER LOADING BRIDGES & BAGGAGE HANDLING EQUIPMENT	State Proj Mgr	Y
TRN195	B	as billed	O	\$ 2,921,592	\$ 338,635	5/18/2012			OXFORD ELECTRONICS, INC.	S	MAINTENANCE OF PLB & BAG CLAIM EQUIPMENT STATEWIDE. BS1202-43	State Proj Mgr	Y
TRN195	B	as billed	O	\$ 303,408	\$ 217,215	5/18/2012			OXFORD ELECTRONICS, INC.	S	MAINTENANCE OF PLB & BAG CLAIM EQUIPMENT STATEWIDE. BS1202-43	State Proj Mgr	Y
TRN195	B	as billed	O	\$ 2,921,592	\$ 2,765,408	5/18/2012			OXFORD ELECTRONICS, INC.	S	MAINTENANCE OF PLB & BAG CLAIM EQUIPMENT STATEWIDE. BS1202-43	State Proj Mgr	Y
TRN195	B	as billed	O	\$ 303,408	\$ 319,414	5/18/2012			OXFORD ELECTRONICS, INC.	S	MAINTENANCE OF PLB & BAG CLAIM EQUIPMENT STATEWIDE. BS1202-43	State Proj Mgr	Y
TRN195	B	as billed	O	\$ 215,000	\$ 152,141	6/7/2007			PACIFIC ARCHITECTS, INC.	S	ARCHITECTURAL DESIGN SERVICES FOR MAINT & REPAIR PROJECTS STATEWIDE	State Proj Mgr	Y

Department of Transportation - Airports Division
Contract Costs

Table 20

Prog ID	MOF	Amount	(M/A/O)	Max Value	Outstanding Balance	Date Executed	From	To	Organization	E/L/P/C/ G/S	Description	Frequency of Monitoring	POS Y/N
TRN195	B	as billed	O	\$ 5,000	\$ 3,658	6/7/2007			PACIFIC ARCHITECTS, INC.	S	ARCHITECTURAL DESIGN SERVICES FOR MAINT & REPAIR PROJECTS STATEWIDE	State Proj Mgr	Y
TRN195	B	as billed	O	\$ 2,770,895	\$ 2,673,151	1/9/2013			PAVE-TECH INC	S	RUNWAY FRICTION MAINTENANCE, STATEWIDE	State Proj Mgr	Y
TRN195	B	as billed	O	\$ 277,090	\$ 277,090	1/9/2013			PAVE-TECH INC	S	RUNWAY FRICTION MAINTENANCE, STATEWIDE	State Proj Mgr	Y
TRN195	B	as billed	O	\$ 120,000	\$ 120,000	8/14/2013			PUBLIC FINANCIAL MANAGEMENT,	S	FINANCIAL ADVISORY SERVICES STATEWIDE ES1207-13 OPT TO EXTEND 1-12 MOS.	State Proj Mgr	Y
TRN195	B	as billed	O	\$ 475,000	\$ 400,856	10/23/2012			RIDER LEVETT BUCKNALL, LTD.	S	CM SVCS FOR MISC STATEWIDE SPECIAL MAINTENANCE PROJECTS	State Proj Mgr	Y
TRN195	B	as billed	O	\$ 25,000	\$ 23,105	10/23/2012			RIDER LEVETT BUCKNALL, LTD.	S	CM SVCS FOR MISC STATEWIDE SPECIAL MAINTENANCE PROJECTS	State Proj Mgr	Y
TRN195	B	as billed	O	\$ 5,000	\$ 11,004	6/30/2010			SEGAWA, WESLEY R. AND	S	DESIGN SERVICES FOR VARIOUS MAINTENANCE& REPAIR PROJECTS, VAR AIRPORTS S	State Proj Mgr	Y
TRN195	B	as billed	O	\$ 300,000	\$ 1,587	6/30/2010			SEGAWA, WESLEY R. AND	S	CONSTRUCTION MANAGEMENT SERVICES FOR MAINTENANCE & REPAIRS PROJECTS VARI	State Proj Mgr	Y
TRN195	B	as billed	O	\$ 1,000,000	\$ 11,600	10/23/2012			SEGAWA, WESLEY R. AND	S	CONSTRUCTION MANAGEMENT SERVICES & SUPPORT STATEWIDE AIRPORT	State Proj Mgr	Y
TRN195	B	as billed	O	\$ 67,300	\$ 7,000	10/23/2012			SEGAWA, WESLEY R. AND	S	CONSTRUCTION MANAGEMENT SERVICES & SUPPORT STATEWIDE AIRPORT	State Proj Mgr	Y
TRN195	B	as billed	O	\$ 7,000	\$ 5,000	10/23/2012			SEGAWA, WESLEY R. AND	S	CONSTRUCTION MANAGEMENT SERVICES & SUPPORT STATEWIDE AIRPORT	State Proj Mgr	Y
TRN195	B	as billed	O	\$ 5,000	\$ 1,000,000	10/28/2013			SEGAWA, WESLEY R. AND	S	DESIGN SERVICES FOR FAA PART 139 DISCREPANCIES, STATEWIDE, CS1322-18	State Proj Mgr	Y
TRN195	B	as billed	O	\$ 200,000	\$ 200,000	2/28/2011			SKIRE, INC.	S	ENGINEERING PROJECTS MANAGEMENT SYSTEM, PHASE 2, S/W, ES1174-09	State Proj Mgr	Y
TRN195	B	as billed	O	\$ 350,000	\$ 38,153	8/13/2010			TM DESIGNERS, INC.	S	CONSTRUCTION MANAGEMENT SVCS FOR MAINTENANCE & REPAIR PROJECTS VARIOUS	State Proj Mgr	Y
TRN195	B	as billed	O	\$ 350,000	\$ 153,429	8/13/2010			TM DESIGNERS, INC.	S	CONSTRUCTION MANAGEMENT SVCS FOR MAINTENANCE & REPAIR PROJECTS VARIOUS	State Proj Mgr	Y
TRN195	B	as billed	O	\$ 200,000	\$ 25,381	6/30/2010			TOWILL, R. M. CORPORATION	S	DESIGN SERVICES FOR VAR MAINTENANCE & REPAIR PROJECTS VAR AIRPORTS S/W C	State Proj Mgr	Y

Department of Transportation - Airports Division
Contract Costs

Table 20

<u>Prog ID</u>	<u>MOF</u>	<u>Amount</u>	<u>(M/A/O)</u>	<u>Max Value</u>	<u>Outstanding Balance</u>	<u>Date Executed</u>	<u>From</u>	<u>To</u>	<u>Organization</u>	<u>E/L/P/C/ G/S</u>	<u>Description</u>	<u>Frequency of Monitoring</u>	<u>POS Y/N</u>
TRN195	W	as billed	O	\$ 650,000	\$ 100,000	6/30/2010			TOWILL, R. M. CORPORATION	S	DESIGN SERVICES FOR VAR MAINTENANCE & REPAIR PROJECTS VAR AIRPORTS S/W C	State Proj Mgr	Y
TRN195	N	as billed	O	\$ 47,500	\$ 7,516	6/30/2010			TOWILL, R. M. CORPORATION	S	CONSTRUCTION MANAGEMENT SERVICES FOR MAINT & REPAIR PROJECTS VARIOUS AIR	State Proj Mgr	Y
TRN195	B	as billed	O	\$ 475,000	\$ 360,055	8/29/2012			TOWILL, R. M. CORPORATION	S	CM SERVICES FOR MISCELLANEOUS STATEWIDE ROUTINE MAINT PROJECT STATEWIDE	State Proj Mgr	Y
TRN195	B	as billed	O	\$ 25,000	\$ 23,945	8/29/2012			TOWILL, R. M. CORPORATION	S	CM SERVICES FOR MISCELLANEOUS STATEWIDE ROUTINE MAINT PROJECT STATEWIDE	State Proj Mgr	Y
TRN195	B	as billed	O	\$ 58,800	\$ 26,460	3/21/2011			TRANS MERIDIAN IT, LLC	S	WINGS MAINTENANCE S/W - ES1186-11	State Proj Mgr	Y
TRN195	B	as billed	O	\$ 11,200	\$ 11,200	3/21/2011			TRANS MERIDIAN IT, LLC	S	WINGS MAINTENANCE S/W - ES1186-11	State Proj Mgr	Y
TRN195	B	as billed	O	\$ 58,800	\$ 16,905	3/21/2011			TRANS MERIDIAN IT, LLC	S	WINGS MAINTENANCE S/W - ES1186-11	State Proj Mgr	Y
TRN195	B	as billed	O	\$ 11,200	\$ 11,200	3/21/2011			TRANS MERIDIAN IT, LLC	S	WINGS MAINTENANCE S/W - ES1186-11	State Proj Mgr	Y
TRN195	B	as billed	O	\$ 58,800	\$ 55,335	3/21/2011			TRANS MERIDIAN IT, LLC	S	WINGS MAINTENANCE S/W - ES1186-11	State Proj Mgr	Y
TRN195	B	as billed	O	\$ 11,200	\$ 11,200	3/21/2011			TRANS MERIDIAN IT, LLC	S	WINGS MAINTENANCE S/W - ES1186-11	State Proj Mgr	Y
TRN195	B	as billed	O	\$ 140,000	\$ 134,724	9/7/2012			WALLER, J. M. ASSOCIATES, INC.	S	DESIGN SERVICES FOR MISCELLANEOUS TERMINAL IMPROVEMENT, PORT ALLEN	State Proj Mgr	Y
TRN195	B	as billed	O	\$ 10,000	\$ 9,799	9/7/2012			WALLER, J. M. ASSOCIATES, INC.	S	DESIGN SERVICES FOR MISCELLANEOUS TERMINAL IMPROVEMENT, PORT ALLEN	State Proj Mgr	Y

Department of Transportation - Airports Division
 Capital Improvements Program Requests

Table 21

<u>Prog ID</u>	<u>Prog ID Priority</u>	<u>Dept- Wide Priority</u>	<u>Project Title</u>	<u>MOF</u>	<u>FY14 \$\$\$</u>	<u>FY15 \$\$\$</u>
TRN 102	1	1	Honolulu International Airport, New Mauka Concourse Improvements, Oahu	E		\$ 280,000,000
TRN 102	2	2	Honolulu International Airport, Elliott Street Support Facilities, Oahu	E		\$ 70,000,000
TRN 195	1	3	Rental Car Facility Improvements, Statewide	E		\$ 135,000,000
TRN 195	2	4	Stormwater Permit Compliance, Statewide	E		\$ 2,000,000
TRN 114	1	5	Kona International Airport at Keahole, South Ramp Taxiway and Ramp Improvements, Hawaii	E		\$ 1,900,000
TRN 195	3	6	Taxiway Conversion, Statewide	E		\$ 200,000
TRN 114	2	7	Kona International Airport at Keahole, Ellison S. Onizuka Space Museum, Hawaii	C		\$ -
TRN 102	3	8	Honolulu International Airport, Diamond Head Concourse Improvements, Oahu	E		\$ 940,000
TRN 102	4	9	Honolulu International Airport, Pedestrian Bridge Replacement and/or Rehabilitation, Oahu	E		\$ 12,000,000

Department of Transportation - Airports Division
 Capital Improvements Program Lapses

Table 22

<u>Prog ID</u>	<u>Act/Year of Appropriation</u>	<u>Project Title</u>	<u>MOF</u>	<u>Amount \$\$\$\$</u>	<u>Reason</u>
		None.			

Department of Transportation - Airports Division
Division Resources

Table 23

<u>Division</u>	<u>Associated Program IDs</u>	
Airports	TRN 102/BC	Honolulu International Airport
Airports	TRN 104/BC	General Aviation
Airports	TRN 111/BD	Hilo International Airport
Airports	TRN 114/BE	Kona International Airport @ Keahole
Airports	TRN 116/BE	Waimea-Kohala Airport
Airports	TRN 118/BE	Upolu Airport
Airports	TRN 131/BF	Kahului Airport
Airports	TRN 133/BF	Hana Airport
Airports	TRN 135/BF	Kapalua Airport
Airports	TRN 141/BF	Molokai Airport
Airports	TRN 143/BF	Kalaupapa Airport
Airports	TRN 151/BF	Lanai Airport
Airports	TRN 161/BF	Lihue Airport
Airports	TRN 163/BF	Port Allen Airport
Airports	TRN 195/BB	Airports Administration

Department of Transportation - Airports Division
Organizational Charts

Table 24

<u>Year of Change</u> <u>FY14/FY15</u>	<u>Page</u> <u>Number</u>	<u>Description of Change</u>
FY14	9	Add one Info Technology Spec IV (#94133D) to Infrastructure Support Staff
FY14	6	Add five Property Manager III positions (#94134D, 94135D, 94136D, 94137D, & 94138D)
FY14	24	Add 32 Janitor II positions (#94100D - #94131D).
FY14	36	Add one Property Manager IV (#93012D) for Maui District.
FY14	35	Add two Office Assistant III (#93100D & 93101D) in Operations Section.
FY14	38	Add one Auto Tech I (#93110D) in Auto Mechanic Unit and one Plumber I (#93109D) in Plumbing Subunit.
FY15	41	Transfer AOM Worker I (#118973) to Lanai Airport.
FY15	44	Transfer AOM Worker I (#118973) from Hana Airport.

**DEPARTMENT OF TRANSPORTATION
HARBORS DIVISION**

WATER TRANSPORTATION FACILITIES AND SERVICES

I. MISSION STATEMENT

The statewide harbors system, comprised of ten (10) commercial harbors located at Honolulu, Kalaheo, Barbers Point, Hilo, Kawaihae, Kahului, Kaunakakai, Kaunapali, Hana, Nawiliwili and Port Allen, is guided by the following mission statement:

To provide and effectively manage a statewide commercial harbors system and facilitate the efficient movement of people and goods to, from and between the Hawaiian Islands and enhance and/or preserve the State's economic prosperity and quality of life. Our mission also promotes the well-being of our fishing and passenger cruise industries, other maritime related service and support activities; and the enjoyment of certain waterfront facilities by the general public.

II. ECONOMIC & FISCAL CONDITION

As general funds are not provided to the harbors division, the commercial harbors system is managed as a self supporting enterprise. The division must generate its own revenues from user fees and charges to support its operating and maintenance expenses and finance its capital improvements program. Revenues are derived from wharfage, rentals, dockage, port entry fees, mooring and other harbor fees and charges.

The global economic downturn and resulting economic contraction led to lowered container volumes and shipping activities at ports nationally and internationally. Overall cargo volume for Hawaii's commercial harbors system declined in each of fiscal years 2008, 2009, and 2010 along with operating revenues. The recession also led to NCL America's business decision to redeploy two of its three Hawaii based vessels to other locales which resulted in lowered cruiseship passenger counts since 2009.

Modest throughput recovery beginning in 2011 is a positive indicator that Hawaii's economy is on the path to recovery. These trends are reflected in improved container volumes and activities at the commercial harbors. The series of multi-step tariff increases first implemented on March 1, 2010 was an important step to provide increased revenues to sustain the operations of the commercial harbors system. As Hawaii's construction activity gains momentum,

Hawaii's ports will also benefit from the increased activity in moving goods and supplies needed to support the construction industry. The commercial harbors system is an important driver for the State's economy as approximately 80% of all consumer goods are imported into Hawaii and roughly 98% of those goods pass through our harbors. The State's harbors system is the sole provider of commercial maritime facilities and services in the State.

In 2010, the Harbors Division implemented multi-step tariff rate increases to provide revenue stability and support the issuance of harbor revenue bonds to modernize, upgrade and expand harbor facilities. Debt service costs for the bonds are the responsibility of the Harbors Division. The State administration and the Hawaii Harbors User Group, an industry group comprised of key maritime users, both recognized the importance to undertake actions to address the need for upgrades and improvements to harbor facilities statewide. A comprehensive system-wide harbors modernization plan was developed at the time with a projected cost of \$842.0 million. The plan was later adjusted to \$618.0 million in response to economic developments at the time. The projects are to be financed with proceeds from the issuance of harbors system revenue bonds. The bonds will be paid by revenues generated by tariffs and other fees paid by harbor users.

These modernization projects have been incorporated in the administration's New Day Work Projects and will promote operational efficiencies of harbor users, provide expanded capacity to accommodate Hawaii's projected cargo growth as the economy continues its recovery and ensure that Hawaii's future economic growth is facilitated through improved harbor infrastructure.

In November of 2010, the Harbors Division issued \$164.2 million harbor system revenue bonds to finance the planned first phase of projects. At the centerpiece of the New Day Work projects is the 94 acre, Kapalama Container Yard facility. The Second Draft Environmental Impact Statement (DEIS) was published on October 8, 2013 in accordance with Chapter 343, Hawaii Revised Statutes and its implementing rules, HAR, Title 11, Chapter 200. The DEIS lays the framework for the upcoming project for the wharf and container yard facility. Due to public comments received, we are in the process of evaluating the need to go out for a third DEIS.

In preparation for the Kapalama wharf and container yard projects, the Harbors Division has completed design and is advertising for construction bids for new piers at Pier 12 and 15 in Honolulu Harbor; preparing to start construction for a new research facility for the University of Hawaii at Pier 35; and soliciting for bids to demolish buildings located at the former Kapalama Military Reservation. We are well into design work for the Kapalama wharf and container yard improvements.

Also on Oahu, acquisition of private property adjacent to Kalaeloa Barbers Point Harbor was completed in December 2012. On the island of Maui, bond proceeds are also funding an environmental assessment to reconstruct Hana pier and the acquisition of approximately 10 acres of privately owned land adjacent to Kahului Harbor is underway. On the island of Hawaii, we are in construction for a new 3.1 acre container facility at Kawaihae Harbor; at Hilo Harbor, we are in construction for the new inter-island container yard at Pier 4 and about to start construction for the third access road to the harbor via Kumau Street.

III. FEDERAL FUNDS

The Port Security Grant Program is administered by the U.S. Federal Emergency Management Agency. Harbors Division has received grants either as a grantee and more recently, as a sub-grantee to the Hawaii Department of Defense. Harbors Division has used the grant funds to finance projects to improve surveillance and security systems at the harbors, install fencing and to purchase equipment to support security and communications. We are working with the Department of Defense (DOD) and the Department of Accounting and General Services (DAGS) on a statewide broadband and radio relay system which includes a component to install a maritime wireless system at the commercial harbors. Harbors Division funded the cost share requirement of \$1,964,939 from its special funds for the installation of the maritime wireless system at its harbors. We defer to DOD, the grantee and fiduciary agent, on further discussions and views on future funding availability and alternatives.

IV. BUDGET REQUESTS

Methodology/Approach to FY15 Supplemental Budget

While we are encouraged by signs that Hawaii's economy is on the path to recovery, it is important that we prudently manage our financial resources to meet core functions and the cost-effective delivery of services. The Harbors Division's budget request framework was thus based upon funding needs to address fixed costs and meet health/safety considerations and court mandates. The economic uncertainty that was present in the previous biennium periods resulted in the deferral of various equipment and vehicle replacements in order to control the growth of overall expenditures. Health/safety considerations included the necessity to replace aged vehicles and equipment, some of which exceed 20 years old, to provide our employees with reliable equipment to carry out their duties and provide a safe working environment at the harbors. Our operating budget request for the biennium reflects an approximate overall

increase of 10% over FY 2015's base operating appropriations and will enable the division to carry out its core functions and properly care for and protect its assets in a more effective manner.

Significant Adjustments for Fixed Costs

\$3, 632,000 is requested for debt service on additional harbors system revenue bonds issued to fund the construction of improvements for Kapalama Container Yard Facility. \$200 million was the estimate originally used by ATDC in its former management of the modernization projects. Now that we are significantly into design, the cost for the improvements is estimated at approximately \$450 million to fully build out the yard and wharf improvements. To allow for the full build out, we are working to phase the construction of improvements and program the next bond issuance to provide approximately \$200 million in proceeds for the first phase. Each phase of the Kapalama Container Yard Facility will be designed and constructed to be usable while working towards the full build out. The Harbors Division is responsible to ensure that debt service costs relating to harbors system revenue bonds are paid by revenues derived from the statewide commercial harbors system.

Significant Adjustments for Health/Safety Considerations and Court Mandates

\$1.3 million is requested for anticipated civil penalties to be imposed by the Environmental Protection Agency (EPA). The EPA filed a complaint alleging that the Harbors Division violated the Clean Water Act by failing to comply with the terms of the National Pollutant Discharge Elimination System (NPDES) General Permit for Discharges of Stormwater and Certain Non-Stormwater Discharges from Small Municipal Separate Storm Sewer Systems at Honolulu and Kalaheo Harbors. The State and EPA are in the process of finalizing negotiations regarding these violations to avoid protracted litigation. A Consent Decree is expected to be issued in early 2014. The funds are requested to ensure that there is a placeholder for this matter in the supplemental budget process.

\$224,514 and the establishment of six (6) additional permanent positions is requested to implement the terms of the anticipated Consent Decree. The Consent Decree will impose numerous new requirements upon the State for which failure to timely comply by the due dates for each and every measure identified by the EPA will impose additional stipulated penalties for on a daily basis for each and every measure until compliance has been achieved. Additional positions are needed to provide the staff resources necessary to achieve regulatory compliance. EPA's regulatory requirements include, but is not limited to, adding staff positions, a robust training and inspection program for tenant and contractor activities, preparation of standard operating procedures, development of best management practices, illicit discharge

detection and elimination program training, construction runoff control program, post construction stormwater management program, reconnaissance inspections, outfall inspections, updating of tenant lease agreements, implement an asset management system integrated with a geographic information system capabilities to satisfy Clean Water Act mapping requirements, and develop an enforcement program. Without the augmentation of the additional six (6) positions, the ability of our limited staff resources to meet the compliance deadlines for the many deliverables cannot be met.

\$1,500,000 is requested to carry out drain cleaning activities required at Honolulu and Kalaheo Harbors. Drain cleaning is included in the anticipated Consent Decree and additional funds are needed to cover the mandated regulatory scope of work required.

\$500,000 is requested to develop an asset management system to track the storm drain system anticipated to be required under the Consent Decree. The division intends to work with the Army Corps of Engineers to develop a fully functional geographic information system and database for Harbors staff to maintain and operate.

\$717,088 is requested to replace aged vehicles used to carry out harbor operations. This request will provide replacement vehicles used to conduct patrols, security and enforcement as well as provide for health and safety in ensuring that general maintenance activities are regularly performed.

\$500,000 is requested to provide for the drydock of the Fireboat, Moku Ahi. Drydocking has been deferred for several years with the last servicing in June, 2008. Funds are requested to ensure the fireboat is properly maintained and able to provide a timely response in the event of marine fire emergencies.

Department of Transportation - Harbors Division
 Prioritized List of Functions

Table 1

Priority	Description of Function	Activities	Prog ID(s)	Statutory Reference
1	To facilitate the rapid, safe and economical movement of people and goods into, within, and out of the State by providing and operating harbor facilities and supporting services at the commercial harbors.	Primary activities include assigning and managing vessel berthing space; allocating and controlling cargo space on the docks; providing secure cargo storage areas; maintain compliance with safety and security regulations and requirements; charge, bill and collect required fees for the use of facilities and for services provided; maintaining offices for the conduct of business with the public; and controlling the movement of traffic into, within and out of the State's harbors system.	TRN 301, 303, 311, 313, 331, 333, 341, 351, 361, 363	Chapter 266, HRS
2	To provide program leadership, engineering services and administrative staff support services for the commercial harbors system.	Primary activities include directing and coordinating the operations of the statewide commercial harbors program; provide for the plans, designs, development, expansion and construction of necessary facilities as well as the maintenance and reconstruction of existing harbors and facilities; provides policies, procedures, goals and objectives and the allocation of resources to achieve program objectives; directs and coordinates administrative activities in functional areas such as financial management, property management, budget and management analysis, personnel management and information systems.	TRN 395	Chapter 266, HRS

Department of Transportation - Harbors Division
Department Totals

Table 2

Fiscal Year 2014				
Act 134/13 Appropriation	Restriction	Emergency Appropriations	Total FY14	MOF
			\$ -	
\$ 92,259,432.00			\$ 92,259,432.00	B
			\$ -	
			\$ -	
			\$ -	
			\$ -	
\$ 92,259,432.00	\$ -	\$ -	\$ 92,259,432.00	Total
Fiscal Year 2015				
Act 134/13 Appropriation	Reductions	Additions	Total FY15	MOF
			\$ -	
\$ 91,341,135.00		\$ 8,763,682.00	\$ 100,104,817.00	B
			\$ -	
			\$ -	
			\$ -	
			\$ -	
\$ 91,341,135.00	\$ -	\$ 8,763,682.00	\$ 100,104,817.00	Total

Department of Transportation - Harbors Division
 Program ID Totals

Table 3

<u>Prog ID</u>	<u>Program Title</u>	<u>MOF</u>	<u>As appropriated by Act 134/13 (FY14)</u>			<u>Governor's Submittal (FY15)</u>			<u>Percent Change of \$\$\$\$</u>
			<u>Pos (P)</u>	<u>Pos (T)</u>	<u>\$\$\$</u>	<u>Pos (P)</u>	<u>Pos (T)</u>	<u>\$\$\$</u>	
TRN 301/CC	Honolulu Harbor	B	116.00	2.00	\$ 24,674,362	116.00	2.00	\$ 26,864,870	9%
TRN 303/CC	Kalaeloa Barbers Point Harbor	B	3.00		\$ 1,581,342	3.00		\$ 2,081,342	32%
TRN 311/CD	Hilo Harbor	B	14.00		\$ 2,739,457	14.00		\$ 2,848,397	4%
TRN 313/CD	Kawaihae Harbor	B	2.00		\$ 1,263,031	2.00		\$ 1,344,391	6%
TRN 331/CF	Kahului Harbor	B	18.00		\$ 3,571,632	18.00		\$ 3,726,632	4%
TRN 333/CF	Hana Harbor	B			\$ 42,519			\$ 42,519	0%
TRN 341/CF	Kaunakakai Harbor	B	1.00		\$ 591,915	1.00		\$ 591,915	0%
TRN 351/CF	Kaumalapau Harbor	B			\$ 265,000			\$ 265,000	0%
TRN 361/CG	Nawiliwili Harbor	B	15.00		\$ 2,792,157	15.00		\$ 2,839,517	2%
TRN 363/CG	Port Allen Harbor	B	1.00		\$ 406,588	1.00		\$ 421,588	4%
TRN 395/CB	Harbors Administration	B	71.00	1.00	\$ 53,413,132	77.00	1.00	\$ 59,078,646	11%

Department of Transportation - Harbors Division
Budget Request Decisions

Table 4

Prog ID	Description of Request	MOF	Initial Department Request			Initial Budget & Finance Recommendation			Governor's Final Decision		
			Pos (P)	Pos (T)	\$\$\$	Pos (P)	Pos (T)	\$\$\$	Pos (P)	Pos (T)	\$\$\$
TRN 301	Add funds to replace four (4) Harbor Police Vehicles	B			\$ 202,508			\$ 101,254			\$ 202,508
TRN 301	Add funds to replace 30 CY roll-off Truck	B			\$ 200,000			\$ 200,000			\$ 200,000
TRN 301	Add Funds to replace Dumping Flatbed Truck	B			\$ 125,000			\$ 125,000			\$ 125,000
TRN 301	Add funds to replace Aerial Bucket Truck	B			\$ 163,000			\$ 163,000			\$ 163,000
TRN 301	Add funds for Fireboat Drydock Services	B			\$ 500,000			\$ 500,000			\$ 500,000
TRN 301	Add funds for Drain Cleaning Services	B			\$ 1,000,000			\$ 1,000,000			\$ 1,000,000
TRN 303	Add funds for Drain Cleaning Services	B			\$ 500,000			\$ 500,000			\$ 500,000
TRN 311	Add funds to replace Ford 150 Pickup Truck	B			\$ 26,580			\$ 26,580			\$ 26,580
TRN 311	Add funds for water	B			\$ 20,000			\$ 20,000			\$ 20,000
TRN 311	Add funds for manlift rental	B			\$ 12,360			\$ 12,360			\$ 12,360
TRN 311	Add funds for maintenance supplies and services	B			\$ 15,000			\$ 15,000			\$ 15,000
TRN 311	Add funds for maintenance of surveillance cameras	B			\$ 20,000			\$ 20,000			\$ 20,000
TRN 311	Add funds for tire disposal services	B			\$ 15,000			\$ 15,000			\$ 15,000
TRN 313	Add funds for manlift rental	B			\$ 12,360			\$ 12,360			\$ 12,360
TRN 313	Add funds for maintenance of surveillance cameras	B			\$ 20,000			\$ 20,000			\$ 20,000
TRN 313	add funds for maintenance of supplies and services	B			\$ 15,000			\$ 15,000			\$ 15,000
TRN 313	Add funds for tire disposal services	B			\$ 34,000			\$ 34,000			\$ 34,000
TRN 331	Add funds for security services	B			\$ 120,000			\$ 120,000			\$ 120,000
TRN 331	Add funds for maintenance of supplies and services	B			\$ 15,000			\$ 15,000			\$ 15,000
TRN 331	Add funds for maintenance of surveillance cameras	B			\$ 20,000			\$ 20,000			\$ 20,000
TRN 361	Add funds for maintenance of surveillance cameras	B			\$ 20,000			\$ 20,000			\$ 20,000
TRN 361	Add funds for maintenance of supplies and services	B			\$ 15,000			\$ 15,000			\$ 15,000
TRN 361	Add funds for manlift rental	B			\$ 12,360			\$ 12,360			\$ 12,360
TRN 363	Add funds for maintenance of surveillance cameras	B			\$ 15,000			\$ 15,000			\$ 15,000
TRN 395	Add funds for debt service on additional bonds	B			\$3,632,000			\$ 3,632,000			\$ 3,632,000
TRN 395	Add funds for two (2) Property managers IV Positions	B	2.00		\$ 67,736	2.00		\$ 67,736	2.00		\$ 67,736
TRN 395	Add funds for one (1) Planner VI Position	B	1.00		\$ 40,916	1.00		\$ 40,916	1.00		\$ 40,916
TRN 395	Add funds for one (1) Engineering Tech VII Position	B	1.00		\$ 30,664	1.00		\$ 30,664	1.00		\$ 30,664
TRN 395	Add funds for one (1) Engineering VI Position	B	1.00		\$ 56,256	1.00		\$ 56,256	1.00		\$ 56,256
TRN 395	Add funds for one (1) Planner V Position	B	1.00		\$ 37,942	1.00		\$ 37,942	1.00		\$ 37,942
TRN 395	Add funds for Consent Decree violations	B			\$ 1,500,000			\$ 1,300,000			\$ 1,300,000
TRN 395	Geographic Information System Improvements, Statewide	B			-			\$ 500,000			\$ 500,000

Department of Transportation - Harbors Division
Proposed Budget Reductions

Table 5

<u>Prog ID</u>	<u>Description of Reduction</u>	<u>Impact of Reduction</u>	<u>MOF</u>	<u>Pos (P)</u>	<u>Pos (T)</u>	<u>\$\$\$</u>	<u>Carry-over?</u> <u>(Y/N)</u>
	None						

Department of Transportation - Harbors Division
Proposed Budget Additions

Table 6

<u>Prog ID</u>	<u>Request Category</u>	<u>Prog ID Priority</u>	<u>Dept-Wide Priority</u>	<u>Description of Addition</u>	<u>Justification</u>	<u>MOF</u>	<u>Pos (P)</u>	<u>Pos (T)</u>	<u>\$\$\$</u>
TRN 301	HS	9	9	Add funds to replace four (4) Harbor Police Vehicles	Replace four (4) aged vehicles used since 1997 for patrols/enforcement activities	B			\$ 202,508
TRN 301	HS	8	8	Add funds to replace 30 CY roll-off Truck	Replace 1988 Roll-off Truck	B			\$ 200,000
TRN 301	HS	6	6	Add Funds to replace Dumping Flatbed Truck	Replace 22 year old Dumping Flatbed Truck	B			\$ 125,000
TRN 301	HS	7	7	Add funds to replace Aerial Bucket Truck	Replace 1981 inoperable Aerial Bucket Truck	B			\$ 163,000
TRN 301	HS	10	10	Add funds for Fireboat Drydock Services	To maintain Fireboat operability	B			\$ 500,000
TRN 301	HS	4	4	Add funds for Drain Cleaning Services	Services required for environmental stormwater compliance	B			\$ 1,000,000
TRN 303	HS	4	4	Add funds for Drain Cleaning Services	Services required for environmental stormwater compliance	B			\$ 500,000
TRN 311	HS	16	16	Add funds to replace Ford 150 Pickup Truck	Replace 20 year old vehicle	B			\$ 26,580
TRN 311	HS	11	11	Add funds for water	To fund anticipated water shortfall	B			\$ 20,000
TRN 311	HS	12	12	Add funds for manlift rental	To maintain safety standards relating to lighting and good working order of harbor facilities and assets	B			\$ 12,360
TRN 311	HS	5	5	Add funds for maintenance supplies and services	Supplies/services for pollution control, stormwater compliance and drainage maintenance	B			\$ 15,000
TRN 311	HS	15	15	Add funds for maintenance of surveillance cameras	To maintain good working order of harbor facilities and assets	B			\$ 20,000
TRN 311	HS	14	14	Add funds for tire disposal services	removal and disposal of abandoned tires for environmental compliance	B			\$ 15,000
TRN 313	HS	12	12	Add funds for manlift rental	To maintain safety standards relating to lighting and good working order of harbor facilities and assets	B			\$ 12,360
TRN 313	HS	15	15	Add funds for maintenance of surveillance cameras	To maintain protection from waterside threats as required by Homeland Security Regulations	B			\$ 20,000
TRN 313	HS	5	5	add funds for maintenance supplies and services	Supplies/services for pollution control, stormwater compliance and drainage maintenance	B			\$ 15,000
TRN 313	HS	14	14	Add funds for tire disposal services	removal and disposal of abandoned tires for environmental compliance	B			\$ 34,000
TRN 331	HS	13	13	Add funds for security services	Add funds to expand security coverage	B			\$ 120,000
TRN 331	HS	5	5	Add funds for maintenance supplies and services	Supplies/services for pollution control, stormwater compliance and drainage maintenance	B			\$ 15,000
TRN 331	HS	15	15	Add funds for maintenance of surveillance cameras	To maintain protection from waterside threats as required by Homeland Security Regulations	B			\$ 20,000
TRN 361	HS	15	15	Add funds for maintenance of surveillance cameras	To maintain protection from waterside threats as required by Homeland Security Regulations	B			\$ 20,000
TRN 361	HS	5	5	Add funds for maintenance supplies and services	Supplies/services for pollution control, stormwater compliance and drainage maintenance	B			\$ 15,000

Department of Transportation - Harbors Division
Proposed Budget Additions

Table 6

<u>Prog ID</u>	<u>Request Category</u>	<u>Prog ID Priority</u>	<u>Dept-Wide Priority</u>	<u>Description of Addition</u>	<u>Justification</u>	<u>MOF</u>	<u>Pos (P)</u>	<u>Pos (T)</u>	<u>\$\$\$</u>
TRN 361	HS	12	12	Add funds for manlift rental	To maintain safety standards relating to lighting and good working order of harbor facilities and assets	B			\$ 12,360
TRN 363	HS	15	15	Add funds for maintenance of surveillance cameras	To maintain protection from waterside threats as required by Homeland Security Regulations	B			\$ 15,000
TRN 395	HS	1	1	Add funds for debt service on additional bonds	Harbors Division responsible for principal and interest payments on Harbor Revenue Bonds	B			\$ 3,632,000
TRN 395	HS	3	3	Add funds for two (2) Property managers IV Positions	Additional staff resources required to ensure compliance with anticipated Consent Decree requirements	B	2.00		\$ 67,736
TRN 395	HS	3	3	Add funds for one (1) Planner VI Position	Additional staff resources required to ensure compliance with anticipated Consent Decree requirements	B	1.00		\$ 40,916
TRN 395	HS	3	3	Add funds for one (1) Engineering Tech VII Position	Additional staff resources required to ensure compliance with anticipated Consent Decree requirements	B	1.00		\$ 30,664
TRN 395	HS	3	3	Add funds for one (1) Engineering VI Position	Additional staff resources required to ensure compliance with anticipated Consent Decree requirements	B	1.00		\$ 56,256
TRN 395	HS	3	3	Add funds for one (1) Planner V Position	Additional staff resources required to ensure compliance with anticipated Consent Decree requirements	B	1.00		\$ 37,942
TRN 395	HS	2	2	Add funds for Environmental Protection Agency (EPA) civil penalties for Clean Water Act violations	Anticipated civil penalties pending finalization of a Consent Decree in early 2014	B			\$ 1,300,000
TRN 395	HS	3a	3a	Add funds to develop Geographic Information System Improvements, Statewide	To provide a fully functional GIS to address compliance requirements of the anticipated Consent Decree	B			\$ 500,000

Department of Transportaion - Harbors Division
 Current Year (FY14) Restrictions

Table 7

<u>Prog ID</u>	<u>MOF</u>	<u>Restriction \$\$\$</u>	<u>Percent of Act 134/13 Prog ID Appropriation</u>	<u>Impact</u>
				None

Department of Transportation -Harbors Division
 Emergency Appropriation Requests

Table 8

<u>Prog ID</u>	<u>Description of Request</u>	<u>Explanation of Request</u>	<u>MOF</u>	<u>Pos (P)</u>	<u>Pos (T)</u>	<u>\$\$\$</u>
None						

Department of Transportation - Harbors Division
Expenditures Exceeding the Appropriation

Table 9

<u>Prog ID</u>	<u>MOF</u>	<u>Date</u>	<u>Appropriation</u>	<u>Amount Exceeding Appropriation</u>	<u>Percent Exceeded</u>	<u>Reason for Exceeding Ceiling</u>	<u>Legal Authority</u>	<u>Recurring (Y/N)</u>	<u>GF Impact (Y/N)</u>
		None							

Department of Transportation - Harbors Division
 Intradepartmental Transfers

Table 10

<u>Actual or Anticipated Date of Transfer</u>	<u>MOF</u>	<u>Pos (P)</u>	<u>Pos (T)</u>	<u>\$\$\$</u>	<u>From Prog ID</u>	<u>Percent of Program ID Appropriation Transferred From</u>	<u>To Prog ID</u>	<u>Percent of Receiving Program ID Appropriation</u>	<u>Reason for Transfer</u>	<u>Recurring (Y/N)</u>
None										

Department of Transportation -Harbors Division
Federal Awards

Table 11

<u>State Expending Agency</u>	<u>Program ID</u>	<u>Award Number</u>	<u>CFDA Number</u>	<u>Award Description</u>	<u>Awarding Federal Agency</u>	<u>Award Amount</u>	<u>Award Amount Allocated to the Pgm ID in Column B</u>	<u>State Appropriation Symbol</u>	<u>Contact Name</u>	<u>Contact Phone</u>	<u>Contact Email</u>
DOT	TRN 395	EMW-2012- PU-00002	97.056	FY2012 PORT SECURITY GRANT PROGRAM (PSGP)	U.S. DEPARTMENT OF HOMELAND SECURITY	\$241,500	\$241,500	S-09-260-D	JEFFREY S. PRATHER	587-4541	JEFFREY.S. PRATHER @HAWAII. GOV
Note: DOD is the grantee for this grant award for \$3,891,500. DOT is a sub-grantee to DOD and awarded \$241,500.											

Department of Transportation - Harbors Division
Non-General Fund Listing

Table 12

Name of Fund	Purpose	Statutory Reference	MOF	Beginning FY14	Estimated FY14	Estimated FY14	Estimated FY14	Estimated FY14	Balance in Excess of
				Unencumbered Cash Balance	Revenues	Expenditures and Encumbrances	Estimated FY14 Net Transfers	Ending Unencumbered Cash Balance	Program Needs
Harbors Revenue Fund (O&M)	To Fund Program Operating Expenditures	HRS 266-2, HRS266-19	B	\$ 112,236,279.84	\$ 104,762,000.00	\$ (37,999,362.00)	\$ (75,103,678.00)	\$ 103,895,239.84	\$ -
Harbors Revenue Fund for CIP Improvements	To Fund CIP Projects in Accordance with Legislative Act	HRS 266-2, HRS266-19	B	\$ 33,704,780.69	\$ -	\$ (20,000,000.00)	\$ 40,000,000.00	\$ 53,704,780.69	\$ -
Harbors Security Improvements CIP Revenue Fund	To Fund CIP Security Improvement Project in Accordance with Legislative Act	HRS 266-2, HRS266-19	B	\$ 755,362.69	\$ -	\$ -	\$ -	\$ 755,362.69	\$ -
Harbors NDWP/HMP Improvements Bond Fund	To Fund NDWP Projects in Accordance with Bond Covenants	A158/SL 08, A200/SL 08, A162/SL 09, A180/SL 10, A164/SL 11	E	\$ 110,154,748.56	\$ -	\$ (65,529,130.00)	\$ -	\$ 44,625,618.56	\$ -
Harbors CIP Improvements Bond Fund	To Fund CIP Projects in Accordance with Bond Covenants	HRS 266-2, HRS266-19	E	\$ 4,195,781.33	\$ -	\$ -	\$ -	\$ 4,195,781.33	\$ -
Harbors Risk Mgmt Proceeds for Fire & Casualty Loss - Kawaihae Earthquake	For Insurance Proceeds to Repair Kawaihae Harbor Earthquake Damage	HRS 266-2, HRS266-19	T	\$ 712,909.17	\$ -	\$ -	\$ -	\$ 712,909.17	\$ -
Harbors Temporary Deposits	For Security Deposits from Leases and Contracts	HRS 266-2, HRS266-19	T	\$ 2,796,432.59	\$ -	\$ -	\$ -	\$ 2,796,432.59	\$ -
Harbors Debt Service Reserve 1997 Certificate Interest Acct	For Bond Interest Reserve in Accordance with Covenants of the 1997 Bond Certificate	HRS 39-61	W	\$ 9,548,993.59	\$ -	\$ (18,528,177.00)	\$ 18,098,000.00	\$ 9,118,816.59	\$ -
Harbors Debt Service Reserve 1997 Certificate Principal Acct	For Bond Principal Reserve in Accordance with Covenants of the 1997 Bond Certificate	HRS 39-61	W	\$ 10,550,000.00	\$ -	\$ (13,000,000.00)	\$ 13,625,000.00	\$ 11,175,000.00	\$ -
Harbors Debt Service Reserve 7th Supplemental Certificate	For Bond Cash Reserve in Accordance with Covenants of the 7th Supplemental Bond Certificate and 2010 Bond Covenants	HRS 39-61	W	\$ 11,455,032.81	\$ -	\$ -	\$ -	\$ 11,455,032.81	\$ -
Harbors Extraordinary Renew/Replace Reserve Acct Rev Fund	For Bond Cash Reserve	HRS 39-61	W	\$ 10,897,658.05	\$ -	\$ -	\$ -	\$ 10,897,658.05	\$ -
Harbors Stores Fund	For Harbors Operating Supplies Inventory	HRS 266-2, HRS266-19	W	\$ 12,458.14	\$ -	\$ -	\$ -	\$ 12,458.14	\$ -
Note: Excluded Federal Funds									

Department of Transportation - Harbors Division
Vacancy Summary

Table 13

Prog ID/Org	MOF	All Established Positions					Salaries and Wages		
		Total Permanent FTE	Total Vacant Permanent FTE	Total Temporary FTE	Total Vacant Temporary FTE	% Vacant	Budgeted Amount for All Positions	Budgeted Amount for All Filled Positions	Approximate Vacancy Savings Rate
TRN 301 CC	B	116.00	13.00	1.00	0.00	11.1%	\$ 4,881,396	\$ 4,326,576	11.4%
TRN 303 CC	B	3.00	0.00				\$ 111,012	\$ 111,012	
TRN 311CD	B	14.00	0.00				\$ 573,612	\$ 573,612	
TRN 313 CD	B	2.00	1.00			50.0%	\$ 67,728	\$ 31,212	53.9%
TRN 331 CF	B	18.00	5.00			27.8%	\$ 748,260	\$ 572,304	23.5%
TRN 341 CF	B	1.00	0.00				\$ 49,932	\$ 49,932	
TRN 361 CG	B	15.00	2.00			13.3%	\$ 669,672	\$ 586,956	12.4%
TRN 363 CG	B	1.00	0.00				\$ 41,040	\$ 41,040	
TRN 395 CB	B	71.00	13.00	1.00	1.00	19.4%	\$ 3,827,736	\$ 3,052,260	20.3%
* 2.0 Temporary FTE authorized but only one position is funded									

Department of Transportation - Harbors Division
Vacant Positions as of November 30

Table 14

Prog ID	Date of Vacancy	Expected Fill Date	Position Number	Position Title	Exempt (Y/N)	SR Level	BU Code	Perm Temp (P/T)	FTE	MOF	Budgeted Amount	Actual Salary Last Paid	Authority to Hire (Y/N)	Occupied by 89 Day Hire (Y/N)	# of 89 Hire Appts	Describe if Filled by other Means	Priority # to Retain
TRN 301 CC	7/31/2009	Unknown	1043	Construction & Maint. Superintendent VI	N	SR-26	4	P	1.00	B	\$ 51,936	\$ 71,112	Y	N	0		11
TRN 301 CC	9/1/2010	Unknown	47538	General Construction Inspector II	N	SR-16	3	P	1.00	B	\$ 35,064	\$ 46,176	Y	N	0		31
TRN 301 CC	6/18/2012	Unknown	16906	Electrician II	N	WS-10	1	P	1.00	B	\$ 48,960	\$ 48,960	Y	N	0		32
TRN 301 CC	7/27/2009	Unknown	2648	Electrician I	N	BC-10	1	P	1.00	B	\$ 46,236	\$ 46,236	Y	N	0		33
TRN 301 CC	7/1/2010	Unknown	2652	Electrician I	N	BC-10	1	P	1.00	B	\$ 46,236	\$ 34,404	Y	N	0		34
TRN 301 CC	8/1/2012	Unknown	26759	Electrician Helper	N	BC-05	1	P	1.00	B	\$ 36,960	\$ 36,960	Y	N	0		35
TRN 301 CC	4/1/2013	Unknown	45421	Marine Cargo Specialist II Maintenance & Repair	N	SR-19	4	P	1.00	B	\$ 54,012	\$ 58,440	Y	N	0		20
TRN 301 CC	5/1/2013	Unknown	1107	Supervisor II	N	F209	2	P	1.00	B	\$ 52,800	\$ 52,800	Y	N	0		13
TRN 301 CC	9/1/2013	Unknown	3450	Equipment Operator III	N	BC-09	1	P	1.00	B	\$ 44,544	\$ 44,544	Y	N	0		22
TRN 301 CC	8/19/2013	Unknown	21463	Janitor II	N	BC-02	1	P	1.00	B	\$ 33,228	\$ 33,228	Y	Y	2		30
TRN 301 CC	9/3/2013	Unknown	1106	General Laborer II	N	BC-03	1	P	1.00	B	\$ 34,164	\$ 34,164	Y	N	0		28
TRN 301 CC	10/1/2013	Unknown	18169	Marine Cargo Specialist I	N	SR-17	3	P	1.00	B	\$ 36,516	\$ 37,968	Y	N	0		19
TRN 301 CC	10/1/2013	Unknown	21590	General Laborer II	N	BC-02	1	P	1.00	B	\$ 34,164	\$ 34,164	Y	N	0		27
TRN 313 CD	6/22/2011	Unknown	47825	Marine Cargo Specialist	N	SR-17	3	P	1.00	B	\$ 36,516	\$ 41,040	Y	Y	6		15
TRN 331 CF	4/23/2012	Unknown	47644	Marine Cargo Specialist	N	SR-17	3	P	1.00	B	\$ 36,516	\$ 36,516	Y	Y	7		17
TRN 331 CF	7/1/2013	Unknown	117764	General Laborer II	N	BC-03	1	P	1.00	B	\$ 34,164	\$ 34,848	Y	N	0		23
TRN 331 CF	7/25/2013	Unknown	3500	Business Services Supv I	N	SR-16	3	P	1.00	B	\$ 44,412	\$ 46,176	Y	N	0		7
TRN 331 CF	8/30/2013	Unknown	16935	Account Clerk II	N	SR-08	3	P	1.00	B	\$ 26,700	\$ 27,756	Y	Y	3		26
TRN 331 CF	10/14/2013	Unknown	117765	General Laborer II	N	BC-03	1	P	1.00	B	\$ 34,164	\$ 34,848	Y	N	0		25
TRN 361 CG	6/1/2013	Unknown	1067	Building Maint. Supv. I	N	F109	2	P	1.00	B	\$ 48,552	\$ 48,552	Y	Y	1		9
TRN 361 CG	8/26/2013	1/2/2014	17434	General Laborer II	N	BC-03	1	P	1.00	B	\$ 34,164	\$ 34,164	Y	N	0		24
TRN 395 CB	7/7/2007	Unknown	28530	Contracts Assistant I	N	SR-13	3	P	1.00	B	\$ 51,312	\$ 37,956	Y	N	0		14
TRN 395 CB	12/31/2009	Unknown	18950	Auditor IV	N	SR-22	13	P	1.00	B	\$ 45,576	\$ 67,488	Y	N	0		16
TRN 395 CB	7/1/2010	Unknown	120909	Program Specialist V	N	SR-26	13	T	1.00	B	\$ 55,500	\$ 51,312	Y	N	0		29
TRN 395 CB	7/6/2010	Unknown	16913	Program Budget Analyst IV	N	SR-22	13	P	1.00	B	\$ 45,576	\$ 47,412	Y	N	0		10
TRN 395 CB	2/1/2011	Unknown	22122	Engineer IV	N	SR-24	13	P	1.00	B	\$ 51,312	\$ 60,024	Y	N	0		12
TRN 395 CB	4/4/2011	Unknown	47154	Management Analyst IV	N	SR-22	13	P	1.00	B	\$ 45,576	\$ 45,576	Y	N	0		21
TRN 395 CB	7/30/2011	Unknown	22128	Engineer III / IV	N	SR-24	13	P	1.00	B	\$ 60,024	\$ 48,744	Y	N	0		6
TRN 395 CB	12/31/2012	Unknown	1037	Personnel Mgmt Spclt V	N	SR-24	13	P	1.00	B	\$ 70,224	\$ 70,224	Y	N	0		5
TRN 395 CB	2/15/2013	Unknown	48777	Engineer V	N	SR-24	13	P	1.00	B	\$ 78,984	\$ 78,984	Y	N	0		1
TRN 395 CB	4/16/2013	Unknown	9672	Engineer V	N	SR-24	13	P	1.00	B	\$ 64,920	\$ 64,920	Y	N	0		2
TRN 395 CB	7/16/2013	1/3/2014	6656	Engineer V	N	SR-26	13	P	1.00	B	\$ 67,488	\$ 67,488	Y	N	0		3
TRN 395 CB	9/30/2013	Unknown	21196	Drafting Tech VI	N	SR-17	13	P	1.00	B	\$ 39,480	\$ 41,040	Y	N	0		18
TRN 395 CB	10/16/2013	Unknown	22130	Engineer V	N	SR-24	13	P	1.00	B	\$ 60,024	\$ 60,024	Y	N	0		4
TRN 395 CB	10/26/2013	Unknown	9679	General Construction Inspector III	N	SR-19	13	P	1.00	B	\$ 39,480	\$ 41,040	Y	N	0		8

Department of Transportation -Harbors Division
Personnel Separations

Table 15

Prog ID/Org	Separation Date	Position Number	Position Title	Exempt (Y/N)	SR Level	BU Code	T/P	MOF	Budgeted FTE	Budgeted Salary	Actual FTE	Actual Salary
TRN 301 CC	7/1/2011	118403	Harbor Operation Supervisor	Y	SR24	93	T	B	1.00	\$ 51,312	1.00	\$ 48,744.00
TRN 395 CB	7/1/2011	6639	Secretary IV	N	SR18	63	P	B	1.00	\$ 60,744	1.00	\$ 58,440.00
TRN 301 CC	7/1/2011	118402	Harbor Operation Supervisor	Y	SR24	13	T	B	1.00	\$ 51,312	1.00	\$ 53,364.00
TRN 395 CB	7/6/2011	10416	Account Clerk II	N	SR15	3	P	B	1.00	\$ 39,480	1.00	\$ 42,192.00
TRN 331 CF	7/18/2011	117765	General Laborer II	N	BC03	1	P	B	1.00	\$ 34,164	1.00	\$ 34,848.00
TRN 395 CB	7/20/2011	119455	Program Specialist V	N	SR24	13	P	B	1.00	\$ 51,312	1.00	\$ 53,364.00
TRN 301 CC	7/23/2011	2632	Heavy Truck Driver	N	BC07	1	P	B	1.00	\$ 39,972	1.00	\$ 40,776.00
TRN 395 CB	7/30/2011	22128	Engineer IV	N	SR24	13	P	B	1.00	\$ 51,312	1.00	\$ 53,364.00
TRN 301 CC	8/24/2011	13156	Harbor Traffic Controller I	N	SR13	13	P	B	1.00	\$ 35,064	1.00	\$ 45,648.00
TRN 301 CC	9/11/2011	1073	Harbor Traffic Controller I	N	SR13	63	T	B	1.00	\$ 37,968	1.00	\$ 29,652.00
TRN 301 CC	9/15/2011	16900	Janitor II	N	BC02	1	P	B	1.00	\$ 33,228	1.00	\$ 33,228.00
TRN 301 CC	9/23/2011	119474	General Professional IV	N	SR22	73	T	B	1.00	\$ 51,312	1.00	\$ 43,296.00
TRN 301 CC	9/29/2011	118402	Harbor Operation Supervisor	Y	SR24	73	T	B	1.00	\$ 51,312	1.00	\$ 48,744.00
TRN 311 CD	10/8/2011	6672	General Laborer II	N	BC03	1	P	B	1.00	\$ 34,164	1.00	\$ 34,164.00
TRN 311 CD	10/15/2011	42736	Security Officer I	N	SR13	3	P	B	1.00	\$ 35,064	1.00	\$ 33,756.00
TRN 301 CC	10/18/2011	13156	Harbor Traffic Controller I	N	SR13	63	T	B	1.00	\$ 35,064	1.00	\$ 29,652.00
TRN 301 CC	10/29/2011	48800	Office Assistant III	N	SR08	63	T	B	1.00	\$ 32,424	1.00	\$ 24,384.00
TRN 395 CB	11/1/2012	22127	Engineer IV	N	SR24	13	P	B	1.00	\$ 53,352	1.00	\$ 53,364.00
TRN 301 CC	11/15/2011	23499	Marine Cargo Spclt I	N	SR17	63	T	B	1.00	\$ 41,040	1.00	\$ 34,692.00
TRN 301 CC	11/15/2011	119474	General Professional IV	N	SR22	73	T	B	1.00	\$ 51,312	1.00	\$ 43,296.00
TRN 395 CB	12/23/2011	110511	Research Statistician IV	N	SR22	13	P	B	1.00	\$ 60,024	1.00	\$ 62,424.00
TRN 301 CC	12/29/2011	118402	Harbor Operation Supervisor	Y	SR24	73	T	B	1.00	\$ 51,312	1.00	\$ 48,744.00
TRN 301 CC	12/30/2011	119474	General Professional IV	N	SR22	73	T	B	1.00	\$ 51,312	1.00	\$ 43,296.00
TRN 301 CC	12/31/2011	25901	Harbor Enforcement Officer II	N	SR18	3	P	B	1.00	\$ 54,012	1.00	\$ 51,936.00
TRN 395 CB	1/8/2012	26726	Accountant V	Y	SR24	13	P	B	1.00	\$ 51,312	1.00	\$ 54,828.00
TRN 301 CC	1/28/2012	13156	Harbor Traffic Controller I	N	SR13	63	T	B	1.00	\$ 35,064	1.00	\$ 29,652.00
TRN 395 CB	1/28/2012	119455	Program Specialist V	Y	SR24	73	T	B	1.00	\$ 51,312	1.00	\$ 48,744.00
TRN 301 CC	2/28/2012	18169	Marine Cargo Spclt I	N	SR17	63	T	B	1.00	\$ 36,516	1.00	\$ 34,692.00
TRN 395 CB	3/26/2012	119455	Program Specialist V	N	SR24	73	T	B	1.00	\$ 51,312	1.00	\$ 53,364.00
TRN 301 CC	3/28/2012	118402	Harbor Operation Supervisor	Y	SR24	73	T	B	1.00	\$ 51,312	1.00	\$ 53,364.00
TRN 301 CC	3/31/2012	18169	Marine Cargo Spclt I	N	SR17	63	T	B	1.00	\$ 36,516	1.00	\$ 34,692.00
TRN 331 CF	3/31/2012	42735	Building Maint. Wkr I	N	BC09	1	P	B	1.00	\$ 44,544	1.00	\$ 45,432.00
TRN 395 CB	4/1/2012	10588	Drafting Tech VI	N	SR17	3	P	B	1.00	\$ 56,172	1.00	\$ 36,516.00
TRN 301 CC	4/14/2012	23499	Marine Cargo Spclt I	N	SR17	63	T	B	1.00	\$ 41,040	1.00	\$ 36,516.00
TRN 301 CC	4/15/2012	16900	Janitor II	N	BC02	1	P	B	1.00	\$ 33,228	1.00	\$ 33,228.00
TRN 395 CB	4/21/2012	119455	Program Specialist V	N	SR24	73	T	B	1.00	\$ 51,312	1.00	\$ 53,364.00
TRN 301 CC	4/28/2012	13156	Harbor Traffic Controller I	N	SR13	63	T	B	1.00	\$ 35,064	1.00	\$ 31,212.00
TRN 301 CC	5/1/2012	31288	Janitor II	N	BC02	1	P	B	1.00	\$ 33,228	1.00	\$ 33,888.00
TRN 301 CC	6/13/2012	23499	Marine Cargo Spclt I	N	SR17	63	T	B	1.00	\$ 41,040	1.00	\$ 36,516.00
TRN 301 CC	6/17/2012	16906	Electrician II	N	WS10	1	P	B	1.00	\$ 48,168	1.00	\$ 48,960.00

Department of Transportation -Harbors Division
Personnel Separations

Table 15

Prog ID/Org	Separation Date	Position Number	Position Title	Exempt (Y/N)	SR Level	BU Code	T/P	MOF	Budgeted FTE	Budgeted Salary	Actual FTE	Actual Salary
TRN 301 CC	6/17/2012	21591	General Laborer II	N	BC03	1	P	B	1.00	\$ 34,164	1.00	\$ 34,164.00
TRN 301 CC	6/24/2012	118402	General Professional III	N	SR20	73	T	B	1.00	\$ 51,312	1.00	\$ 43,812.00
TRN 395 CB	7/6/2012	16913	Program Budget Analyst IV	N	SR22	13	P	B	1.00	\$ 60,024	1.00	\$ 47,412.00
TRN 313 CF	7/7/2012	117942	Security Officer I	N	SR13	63	T	B	1.00	\$ 32,424	1.00	\$ 31,212.00
TRN 301 CC	7/7/2012	18169	Marine Cargo Spclt I	N	SR17	63	T	B	1.00	\$ 36,516	1.00	\$ 36,516.00
TRN 301 CC	7/17/2012	48800	Office Assistant III	N	SR08	3	P	B	1.00	\$ 32,424	1.00	\$ 26,700.00
TRN 301 CC	7/28/2012	13156	Harbor Traffic Controller I	N	SR13	63	T	B	1.00	\$ 35,064	1.00	\$ 31,212.00
TRN 301 CC	7/31/2012	26759	Electrician Helper	N	BC05	1	P	B	1.00	\$ 36,960	1.00	\$ 36,960.00
TRN 301 CC	8/17/2012	18169	Marine Cargo Spclt I	N	SR17	63	T	B	1.00	\$ 36,516	1.00	\$ 36,516.00
TRN 301 CC	8/17/2012	23499	Marine Cargo Spclt I	N	SR17	63	T	B	1.00	\$ 41,040	1.00	\$ 36,516.00
TRN 331 CF	9/14/2012	119467	General Professional IV	N	SR22	73	T	B	1.00	\$ 45,576	1.00	\$ 47,400.00
TRN 331 CF	9/15/2012	47644	Marine Cargo Spclt I	N	SR17	63	T	B	1.00	\$ 37,968	1.00	\$ 36,516.00
TRN 301 CC	9/18/2012	1073	Harbor Traffic Controller I	N	SR13	3	P	B	1.00	\$ 37,968	1.00	\$ 33,756.00
TRN 301 CC	9/23/2012	118402	General Professional III	N	SR20	73	T	B	1.00	\$ 51,312	1.00	\$ 43,812.00
TRN 395 CB	9/29/2012	26407	Account Clerk II	N	SR08	63	T	B	1.00	\$ 30,036	1.00	\$ 25,668.00
TRN 313 CD	9/29/2012	47825	Marine Cargo Spclt I	N	SR17	63	T	B	1.00	\$ 42,684	1.00	\$ 36,516.00
TRN 363 CG	10/1/2012	6670	Harbor Agent III	N	SR14	3	P	B	1.00	\$ 46,164	1.00	\$ 41,040.00
TRN 395 CB	10/1/2012	19167	Property Mgr IV	N	SR22	13	P	B	1.00	\$ 45,576	1.00	\$ 47,400.00
TRN 313 CD	10/6/2012	117942	Security Officer I	N	SR13	63	T	B	1.00	\$ 32,424	1.00	\$ 31,212.00
TRN 361 CG	10/14/2012	22888	Building Maint. Wrker I	N	BC09	1	P	B	1.00	\$ 44,544	1.00	\$ 44,544.00
TRN 301 CC	10/24/2012	13156	Harbor Traffic Controller I	N	SR13	63	T	B	1.00	\$ 35,064	1.00	\$ 31,212.00
TRN 395 CB	11/1/2012	22127	Engineer IV	N	SR24	13	P	B	1.00	\$ 53,352	1.00	\$ 53,364.00
TRN 301 CC	11/3/2012	23499	Marine Cargo Spclt I	N	SR17	63	T	B	1.00	\$ 41,040	1.00	\$ 36,516.00
TRN 301 CC	11/6/2012	1115	Janitor II	N	BC02	61	T	B	1.00	\$ 33,228	1.00	\$ 33,888.00
TRN 301 CC	11/24/2012	18169	Marine Cargo Spclt I	N	SR17	63	T	B	1.00	\$ 36,516	1.00	\$ 36,516.00
TRN 301 CC	12/1/2012	48800	Office Assistant III	N	SR08	63	T	B	1.00	\$ 32,424	1.00	\$ 25,668.00
TRN 301 CC	12/8/2012	18169	Marine Cargo Spclt I	N	SR17	63	T	B	1.00	\$ 36,516	1.00	\$ 36,516.00
TRN 301 CC	12/8/2012	23499	Marine Cargo Spclt I	N	SR17	63	T	B	1.00	\$ 45,576	1.00	\$ 36,516.00
TRN 331 CF	12/14/2012	119467	General Professional IV	N	SR22	73	T	B	1.00	\$ 45,576	1.00	\$ 47,400.00
TRN 331 CF	12/15/2012	47644	Marine Cargo Spclt I	N	SR17	63	T	B	1.00	\$ 37,968	1.00	\$ 36,516.00
TRN 395 CB	12/16/2012	22650	Personnel Technician VI	N	SR15	63	P	B	1.00	\$ 54,012	1.00	\$ 51,936.00
TRN 301 CC	12/17/2012	13156	Harbor Traffic Controller I	N	SR13	63	T	B	1.00	\$ 35,064	1.00	\$ 31,212.00
TRN 331 CF	12/25/2012	119467	General Professional IV	N	SR22	73	T	B	1.00	\$ 45,576	1.00	\$ 47,400.00
TRN 313 CD	12/29/2012	117942	Security Officer I	N	SR13	63	T	B	1.00	\$ 32,424	1.00	\$ 31,212.00
TRN 313 CD	12/29/2012	47825	Marine Cargo Spclt I	N	SR17	63	T	B	1.00	\$ 42,684	1.00	\$ 36,516.00
TRN 301 CC	12/29/2012	23499	Marine Cargo Spclt I	N	SR17	63	T	B	1.00	\$ 45,576	1.00	\$ 36,516.00
TRN 395 CB	12/31/2012	6485	Secretary III	N	SR16	3	P	B	1.00	\$ 51,936	1.00	\$ 49,932.00
TRN 395 CB	12/31/2012	1037	Personnel Mgmt Spclt V	Y	SR24	73	P	B	1.00	\$ 62,424	1.00	\$ 73,032.00
TRN 395 CB	1/5/2013	19167	Property Mgr IV	N	SR22	73	P	B	1.00	\$ 45,576	1.00	\$ 47,400.00
TRN 301 CC	1/8/2013	48800	Office Assistant III	N	SR08	63	T	B	1.00	\$ 32,424	1.00	\$ 25,668.00

Department of Transportation -Harbors Division
Personnel Separations

Table 15

Prog ID/Org	Separation Date	Position Number	Position Title	Exempt (Y/N)	SR Level	BU Code	T/P	MOF	Budgeted FTE	Budgeted Salary	Actual FTE	Actual Salary
TRN 331 CF	1/30/2013	47644	Marine Cargo Spclt I	N	SR17	63	T	B	1.00	\$ 37,968	1.00	\$ 36,516.00
TRN 301 CC	2/1/2013	22586	Harbor Operation Supervisor	N	SR24	23	P	B	1.00	\$ 62,424	1.00	\$ 62,424.00
TRN 301 CC	2/5/2013	21467	Janitor II	N	BC02	1	T	B	1.00	\$ 33,228	1.00	\$ 33,888.00
TRN 331 CF	2/20/2013	119467	General Professional IV	N	SR22	73	T	B	1.00	\$ 45,576	1.00	\$ 47,400.00
TRN 301 CC	3/1/2013	21467	Janitor II	N	BC02	1	T	B	1.00	\$ 33,228	1.00	\$ 33,888.00
TRN 301 CC	3/14/2013	22871	General Laborer II	N	BC03	1	P	B	1.00	\$ 34,164	1.00	\$ 34,848.00
TRN 331 CF	3/14/2013	119467	General Professional IV	N	SR22	73	T	B	1.00	\$ 45,576	1.00	\$ 47,400.00
TRN 301 CC	3/19/2013	48800	Office Assistant III	N	SR08	63	T	B	1.00	\$ 32,424	1.00	\$ 25,668.00
TRN 313 CD	3/29/2013	47825	Marine Cargo Spclt I	N	SR17	63	T	B	1.00	\$ 42,684	1.00	\$ 36,516.00
TRN 395 CB	4/6/2013	19167	Property Mgr IV	N	SR22	73	T	B	1.00	\$ 45,576	1.00	\$ 47,400.00
TRN 395 CB	4/12/2013	42965	Pre-Audit Clerk I	N	SR11	3	P	B	1.00	\$ 39,480	1.00	\$ 28,836.00
TRN 301 CC	4/13/2013	16894	Office Assistant III	N	SR08	63	T	B	1.00	\$ 39,480	1.00	\$ 25,668.00
TRN 301 CC	4/17/2013	1061	Office Assistant III	N	SR08	63	T	B	1.00	\$ 29,976	1.00	\$ 25,668.00
TRN 363 CG	4/20/2013	6670	Harbor Agent III	N	SR14	63	T	B	1.00	\$ 46,164	1.00	\$ 32,424.00
TRN 331 CF	4/26/2013	47644	Marine Cargo Spclt I	N	SR17	63	T	B	1.00	\$ 37,968	1.00	\$ 36,516.00
TRN 395 CB	5/15/2013	19167	Property Mgr IV	N	SR22	73	T	B	1.00	\$ 45,576	1.00	\$ 47,400.00
TRN 301 CC	5/18/2013	16894	Office Assistant III	N	SR08	63	T	B	1.00	\$ 39,480	1.00	\$ 25,668.00
TRN 301 CC	5/18/2013	1061	Office Assistant III	N	SR08	3	T	B	1.00	\$ 29,976	1.00	\$ 25,668.00
TRN 301 CC	5/18/2013	16900	Janitor II	N	BC02	1	T	B	1.00	\$ 33,228	1.00	\$ 33,888.00
TRN 301 CC	6/1/2013	1107	Maint. & Repair Supv II	Y	F209	2	P	B	1.00	\$ 53,856	1.00	\$ 54,912.00
TRN 361 CG	6/1/2013	1067	Building Maint. Supv I	N	F109	2	P	B	1.00	\$ 51,528	1.00	\$ 50,496.00
TRN 301 CC	6/29/2013	1061	Office Assistant III	N	SR08	63	T	B	1.00	\$ 29,976	1.00	\$ 25,668.00
TRN 313 CD	6/29/2013	47825	Marine Cargo Spclt I	N	SR17	63	T	B	1.00	\$ 42,684	1.00	\$ 36,516.00
TRN 331 CF	6/30/2013	117764	General Laborer II	N	BC03	1	P	B	1.00	\$ 34,164	1.00	\$ 34,848.00
TRN 301 CC	7/16/2013	2668	Water Service Worker I	N	BC05	61	T	B	1.00	\$ 36,960	1.00	\$ 37,704.00
TRN 331 CF	7/27/2013	47644	Marine Cargo Spclt I	N	SR17	63	T	B	1.00	\$ 36,516	1.00	\$ 36,516.00
TRN 301 CC	8/7/2016	16009	Marine Cargo Spclt I	N	SR17	63	T	B	1.00	\$ 42,684	1.00	\$ 36,516.00
TRN 301 CC	8/16/2013	22871	General Laborer II	N	BC03	61	T	B	1.00	\$ 34,164	1.00	\$ 34,848.00
TRN 301 CC	8/21/2013	16894	Office Assistant III	N	SR08	63	T	B	1.00	\$ 25,668	1.00	\$ 25,668.00
TRN 331 CF	8/30/2013	16935	Account Clerk II	N	SR08	63	P	B	1.00	\$ 26,700	1.00	\$ 27,756.00
TRN 301 CC	8/31/2013	3450	Equipment Operator III	N	BC09	1	P	B	1.00	\$ 44,544	1.00	\$ 45,432.00
TRN 331 CF	9/26/2013	16935	Account Clerk II	N	SR08	3	T	B	1.00	\$ 26,700	1.00	\$ 25,668.00
TRN 313 CD	9/28/2013	47825	Marine Cargo Spclt I	N	SR17	63	T	B	1.00	\$ 36,516	1.00	\$ 36,516.00
TRN 301 CC	9/30/2013	21590	General Laborer II	N	BC03	1	P	B	1.00	\$ 34,164	1.00	\$ 34,164.00
TRN 395 CB	9/30/2013	21196	Drafting Tech VI	N	SR17	3	P	B	1.00	\$ 39,480	1.00	\$ 41,040.00
TRN 395 CB	10/25/2013	9679	General Construction Inspector I	N	SR19	3	P	B	1.00	\$ 39,480	1.00	\$ 41,040.00
TRN 331 CF	10/26/2013	47644	Marine Cargo Spclt I	N	SR17	63	T	B	1.00	\$ 36,516	1.00	\$ 36,516.00
TRN 301 CC	11/2/2013	1043	Construction & Maint. Supt VI	Y	SR26	4	T	B	1.00	\$ 51,936	1.00	\$ 51,936.00
TRN 395 CB	11/22/2013	120909	Program Specialist V	N	SR24	73	T	B	1.00	\$ 55,500	1.00	\$ 53,364.00
TRN 301 CC	11/23/2013	21463	Janitor II	N	BC02	61	T	B	1.00	\$ 33,228	1.00	\$ 33,888.00

Department of Transportation - Harbors Division

Table 16

New Hires

<u>Prog ID/Org</u>	<u>New Hire Effective Date</u>	<u>Position Number</u>	<u>Position Title</u>	<u>Exempt (Y/N)</u>	<u>SR Level</u>	<u>BU Code</u>	<u>T/P</u>	<u>MOF</u>	<u>Budgeted FTE</u>	<u>Budgeted Salary</u>	<u>Actual FTE</u>	<u>Actual Salary</u>
TRN 301 CC	7/2/2011	118403	Harbors Operations Supervisor	Y	SR24	73	T	B	1.00	\$ 51,312	1.00	\$ 48,744
TRN 301 CC	7/25/2011	1108	General Laborer II	N	BC03	1	P	B	1.00	\$ 34,164	1.00	\$ 34,848
TRN 395 CB	7/25/2011	22128	Engineer IV	Y	SR24	13	P	B	1.00	\$ 51,312	1.00	\$ 53,364
TRN 301 CC	7/27/2011	39650	Account Clerk III	N	SR11	3	P	B	1.00	\$ 37,968	1.00	\$ 36,516
TRN 301 CC	7/27/2011	16903	Refuse Collector	N	BC05	1	P	B	1.00	\$ 36,960	1.00	\$ 37,704
TRN 311 CD	8/16/2011	119466	General Professional IV	N	SR22	13	P	B	1.00	\$ 45,576	1.00	\$ 47,400
TRN 361 CG	8/26/2011	6669	Building Maint. Helper	N	BC05	1	P	B	1.00	\$ 36,960	1.00	\$ 37,704
TRN 301 CC	9/13/2011	13156	Harbor Traffic Controller I	N	SR13	63	T	B	1.00	\$ 35,064	1.00	\$ 29,652
TRN 361 CG	9/13/2011	119468	General Professional IV	N	SR22	13	P	B	1.00	\$ 45,576	1.00	\$ 47,400
TRN 301 CC	9/26/2011	119474	General Professional IV	N	SR22	73	T	B	1.00	\$ 51,312	1.00	\$ 43,296
TRN 301 CC	10/1/2011	118402	Harbor Operation Supervisor	Y	SR24	73	T	B	1.00	\$ 51,312	1.00	\$ 48,744
TRN 301 CC	10/5/2011	23499	Marine Cargo Spclt I	N	SR17	63	P	B	1.00	\$ 41,040	1.00	\$ 34,692
TRN 301 CC	10/13/2011	48800	Office Assistant III	N	SR08	63	T	B	1.00	\$ 32,424	1.00	\$ 24,384
TRN 395 CB	10/17/2011	120214	Environmental Health Spclt IV	N	SR22	13	P	B	1.00	\$ 55,500	1.00	\$ 47,400
TRN 301 CC	11/1/2011	13156	Harbor Traffic Controller I	N	SR13	63	T	B	1.00	\$ 35,064	1.00	\$ 29,652
TRN 395 CB	11/1/2011	119455	Program Specialist V	N	SR24	73	T	B	1.00	\$ 51,312	1.00	\$ 48,744
TRN 331 CF	11/2/2011	117765	General Laborer II	N	BC03	1	P	B	1.00	\$ 34,164	1.00	\$ 34,848
TRN 301 CC	11/16/2011	119474	General Professional IV	N	SR22	73	T	B	1.00	\$ 51,312	1.00	\$ 43,296
TRN 301 CC	12/1/2011	18169	Marine Cargo Spclt I	N	SR17	63	T	B	1.00	\$ 36,516	1.00	\$ 34,692
TRN 301 CC	12/30/2011	118402	Harbor Operation Supervisor	Y	SR24	73	T	B	1.00	\$ 51,312	1.00	\$ 48,744
TRN 301 CC	12/30/2011	119474	General Professional IV	N	SR22	13	P	B	1.00	\$ 51,312	1.00	\$ 47,400
TRN 361 CG	1/3/2012	37322	General Laborer II	N	BC03	1	P	B	1.00	\$ 34,164	1.00	\$ 34,848
TRN 301 CC	1/17/2012	48800	Office Assistant III	N	SR08	3	P	B	1.00	\$ 32,424	1.00	\$ 26,700
TRN 301 CC	1/17/2012	16900	Janitor II	N	BC02	1	P	B	1.00	\$ 33,228	1.00	\$ 33,228
TRN 301 CC	1/18/2012	23499	Marine Cargo Spclt I	N	SR17	63	T	B	1.00	\$ 41,040	1.00	\$ 34,692
TRN 301 CC	1/23/2012	1100	General Laborer II	N	BC03	1	P	B	1.00	\$ 34,164	1.00	\$ 34,848
TRN 301 CC	1/30/2012	13156	Harbor Traffic Controller I	N	SR13	63	T	B	1.00	\$ 35,064	1.00	\$ 29,652
TRN 301 CC	1/30/2012	2632	Heavy Truck Driver	N	BC07	1	P	B	1.00	\$ 39,972	1.00	\$ 40,776
TRN 395 CB	1/30/2012	22127	Engineer IV	Y	SR24	13	P	B	1.00	\$ 53,352	1.00	\$ 53,364
TRN 395 CB	1/31/2012	119455	Program Specialist V	N	SR24	73	T	B	1.00	\$ 51,312	1.00	\$ 48,744
TRN 301 CC	2/7/2012	1073	Harbor Traffic Controller I	N	SR13	3	P	B	1.00	\$ 37,968	1.00	\$ 33,756
TRN 301 CC	2/13/2012	21464	Janitor II	N	BC02	1	P	B	1.00	\$ 33,228	1.00	\$ 33,888
TRN 311 CD	2/14/2012	42736	Security Officer I	N	SR13	3	P	B	1.00	\$ 35,064	1.00	\$ 32,424
TRN 395 CB	2/16/2012	6639	Secretary IV	N	SR18	63	P	B	1.00	\$ 60,744	1.00	\$ 58,440
TRN 301 CC	2/29/2012	18169	Marine Cargo Spclt I	N	SR17	63	T	B	1.00	\$ 36,516	1.00	\$ 34,692
TRN 395 CB	3/5/2012	6822	Account Clerk III	N	SR11	3	P	B	1.00	\$ 36,516	1.00	\$ 32,424
TRN 395 CB	3/5/2012	7656	Property Mgr VI	Y	SR26	23	P	B	1.00	\$ 55,500	1.00	\$ 57,720
TRN 395 CB	3/28/2012	119455	Program Specialist V	N	SR24	73	T	B	1.00	\$ 51,312	1.00	\$ 53,364
TRN 301 CC	3/29/2012	118402	Harbor Operation Supervisor	Y	SR24	73	T	B	1.00	\$ 51,312	1.00	\$ 53,364
TRN 395 CB	4/2/2012	32021	IT Specialist VI	Y	SR26	13	P	B	1.00	\$ 55,500	1.00	\$ 62,424
TRN 313 CD	4/9/2012	117942	Security Officer I	N	SR13	63	T	B	1.00	\$ 32,424	1.00	\$ 31,212

Department of Transportation - Harbors Division
New Hires

Table 16

<u>Prog ID/Org</u>	<u>New Hire Effective Date</u>	<u>Position Number</u>	<u>Position Title</u>	<u>Exempt (Y/N)</u>	<u>SR Level</u>	<u>BU Code</u>	<u>T/P</u>	<u>MOF</u>	<u>Budgeted FTE</u>	<u>Budgeted Salary</u>	<u>Actual FTE</u>	<u>Actual Salary</u>
TRN 301 CC	4/11/2012	18169	Marine Cargo Spclt I	N	SR17	63	T	B	1.00	\$ 36,516	1.00	\$ 34,692
TRN 311 CD	4/16/2012	6672	General Laborer II	N	BC03	1	P	B	1.00	\$ 34,164	1.00	\$ 34,848
TRN 395 CB	4/16/2012	19167	Property Mgr IV	N	SR22	13	P	B	1.00	\$ 45,576	1.00	\$ 47,400
TRN 301 CC	4/17/2012	23499	Marine Cargo Spclt I	N	SR17	63	P	B	1.00	\$ 41,040	1.00	\$ 34,692
TRN 331 CF	4/23/2012	22583	Harbor District Manager II	Y	EM05	35	P	B	1.00	\$ 70,524	1.00	\$ 74,628
TRN 301 CC	4/30/2012	13156	Harbor Traffic Controller I	N	SR13	63	T	B	1.00	\$ 35,064	1.00	\$ 31,212
TRN 395 CB	5/7/2012	117367	Environmental Health Spclt IV	N	SR22	13	P	B	1.00	\$ 47,412	1.00	\$ 47,400
TRN 395 CB	5/11/2012	119455	Program Specialist V	N	SR24	13	P	B	1.00	\$ 51,312	1.00	\$ 53,364
TRN 395 CB	5/16/2012	10416	Account Clerk V	N	SR15	3	P	B	1.00	\$ 39,480	1.00	\$ 39,480
TRN 301 CC	5/8/2012	21590	General Laborer II	N	BC03	1	P	B	1.00	\$ 34,164	1.00	\$ 34,164
TRN 301 CC	6/5/2012	19158	Harbors Enforcement Offr II	N	SR18	3	P	B	1.00	\$ 49,932	1.00	\$ 37,968
TRN 331 CF	6/18/2012	47644	Marine Cargo Spclt I	N	SR17	63	T	B	1.00	\$ 37,968	1.00	\$ 36,516
TRN 331 CF	6/19/2012	119467	General Professional IV	N	SR22	73	T	B	1.00	\$ 45,576	1.00	\$ 47,400
TRN 395 CB	6/26/2012	42965	PreAudit Clerk	N	SR11	3	P	B	1.00	\$ 39,480	1.00	\$ 28,836
TRN 301 CC	6/27/2012	118402	General Professional III	N	SR20	73	T	B	1.00	\$ 51,312	1.00	\$ 43,812
TRN 313 CD	7/2/2012	47825	Marine Cargo Spclt I	N	SR17	63	T	B	1.00	\$ 42,684	1.00	\$ 36,516
TRN 395 CB	7/3/2012	45693	Engineer IV	Y	SR24	13	P	B	1.00	\$ 59,052	1.00	\$ 64,920
TRN 301 CC	7/6/2012	25901	Harbor Enforcement Officer II	N	SR18	3	P	B	1.00	\$ 54,012	1.00	\$ 37,968
TRN 395 CB	7/9/2012	26407	Account Clerk II	N	SR08	63	T	B	1.00	\$ 30,036	1.00	\$ 25,668
TRN 313 CD	7/10/2012	117942	Security Officer I	N	SR13	63	T	B	1.00	\$ 32,424	1.00	\$ 31,212
TRN 301 CC	7/10/2012	18169	Marine Cargo Spclt I	N	SR17	63	T	B	1.00	\$ 36,516	1.00	\$ 34,692
TRN 301 CC	7/24/2012	23499	Marine Cargo Spclt I	N	SR17	63	P	B	1.00	\$ 41,040	1.00	\$ 34,692
TRN 301 CC	7/29/2012	13156	Harbor Traffic Controller I	N	SR13	63	T	B	1.00	\$ 35,064	1.00	\$ 31,212
TRN 395 CB	8/1/2012	12104	Accountant IV	Y	SR22	13	P	B	1.00	\$ 45,576	1.00	\$ 55,488
TRN 395 CB	8/1/2012	26726	Accountant V	Y	SR24	13	P	B	1.00	\$ 51,312	1.00	\$ 53,364
TRN 311 CD	8/1/2012	6673	Building Maint. Worker I	N	BC09	1	P	B	1.00	\$ 44,544	1.00	\$ 45,432
TRN 301 CC	8/10/2012	1115	Janitor II	N	BC02	61	T	B	1.00	\$ 33,228	1.00	\$ 33,888
TRN 301 CC	8/27/2012	18169	Marine Cargo Spclt I	N	SR17	63	T	B	1.00	\$ 36,516	1.00	\$ 34,692
TRN 301 CC	8/27/2012	23499	Marine Cargo Spclt I	N	SR17	63	P	B	1.00	\$ 41,040	1.00	\$ 34,692
TRN 395 CB	8/27/2012	10588	Drafting Tech VI	N	SR17	3	P	B	1.00	\$ 56,172	1.00	\$ 36,516
TRN 301 CC	9/4/2012	48800	Office Assistant III	N	SR08	63	T	B	1.00	\$ 32,424	1.00	\$ 25,668
TRN 331 CF	9/17/2012	119467	General Professional IV	N	SR22	73	T	B	1.00	\$ 45,576	1.00	\$ 47,400
TRN 331 CF	9/18/2012	47644	Marine Cargo Spclt I	N	SR17	63	T	B	1.00	\$ 37,968	1.00	\$ 36,516
TRN 301 CC	9/26/2012	16902	General Laborer II	N	BC03	1	P	B	1.00	\$ 34,164	1.00	\$ 34,848
TRN 301 CC	9/26/2012	118402	General Professional III	N	SR20	73	T	B	1.00	\$ 51,312	1.00	\$ 43,812
TRN 395 CB	10/1/2012	42737	Account Clerk II	N	SR08	3	P	B	1.00	\$ 28,836	1.00	\$ 25,668
TRN 313 CD	10/2/2012	47825	Marine Cargo Spclt I	N	SR17	63	T	B	1.00	\$ 42,684	1.00	\$ 36,516
TRN 395 CB	10/8/2012	19167	Property Mgr IV	N	SR22	73	T	B	1.00	\$ 45,576	1.00	\$ 47,400
TRN 313 CD	10/9/2012	117942	Security Officer I	N	SR13	63	T	B	1.00	\$ 32,424	1.00	\$ 31,212
TRN 395 CB	10/15/2012	9679	General Construction Inspector III	N	SR19	3	P	B	1.00	\$ 39,480	1.00	\$ 39,480
TRN 311 CD	10/18/2012	6673	Building Maint. Worker I	N	BC09	1	P	B	1.00	\$ 44,544	1.00	\$ 45,432

Department of Transportation - Harbors Division
New Hires

Table 16

<u>Prog ID/Org</u>	<u>New Hire Effective Date</u>	<u>Position Number</u>	<u>Position Title</u>	<u>Exempt (Y/N)</u>	<u>SR Level</u>	<u>BU Code</u>	<u>T/P</u>	<u>MOF</u>	<u>Budgeted FTE</u>	<u>Budgeted Salary</u>	<u>Actual FTE</u>	<u>Actual Salary</u>
TRN 301 CC	10/27/2012	13156	Harbor Traffic Controller I	N	SR13	63	T	B	1.00	\$ 35,064	1.00	\$ 31,212
TRN 301 CC	10/29/2012	2677	Plumber I	N	BC10	1	P	B	1.00	\$ 46,236	1.00	\$ 47,160
TRN 301 CC	11/1/2012	21591	General Laborer II	N	BC03	1	P	B	1.00	\$ 34,164	1.00	\$ 34,848
TRN 301 CC	11/1/2012	2627	Painter I	N	BC09	1	P	B	1.00	\$ 44,544	1.00	\$ 45,432
TRN 301 CC	11/7/2012	23499	Marine Cargo Spclt I	N	SR17	63	T	B	1.00	\$ 41,040	1.00	\$ 36,516
TRN 301 CC	11/8/2012	21467	Janitor II	N	BC02	1	P	B	1.00	\$ 33,228	1.00	\$ 33,888
TRN 311 CD	11/26/2012	1064	Building Maint. Worker I	N	BC09	1	P	B	1.00	\$ 44,544	1.00	\$ 45,432
TRN 301 CC	11/27/2012	18169	Marine Cargo Spclt I	N	SR17	63	T	B	1.00	\$ 36,516	1.00	\$ 36,516
TRN 301 CC	12/5/2012	48800	Office Assistant III	N	SR08	63	T	B	1.00	\$ 32,424	1.00	\$ 25,668
TRN 301 CC	12/11/2012	18169	Marine Cargo Spclt I	N	SR17	63	T	B	1.00	\$ 36,516	1.00	\$ 36,516
TRN 301 CC	12/11/2012	23499	Marine Cargo Spclt I	N	SR17	63	T	B	1.00	\$ 41,040	1.00	\$ 36,516
TRN 301 CC	12/17/2012	1115	Janitor II	N	BC02	1	P	B	1.00	\$ 33,228	1.00	\$ 33,888
TRN 331 CF	12/17/2012	119467	General Professional IV	N	SR22	73	T	B	1.00	\$ 45,576	1.00	\$ 47,400
TRN 331 CF	12/18/2012	47644	Marine Cargo Spclt I	N	SR17	63	T	B	1.00	\$ 37,968	1.00	\$ 36,516
TRN 331 CF	12/28/2012	119467	General Professional IV	N	SR22	73	T	B	1.00	\$ 45,576	1.00	\$ 47,400
TRN 301 CC	12/31/2012	23499	Marine Cargo Spclt I	N	SR17	3	P	B	1.00	\$ 41,040	1.00	\$ 36,516
TRN 313 CD	1/2/2013	117942	Security Officer I	N	SR13	63	T	B	1.00	\$ 32,424	1.00	\$ 31,212
TRN 313 CD	1/2/2013	47825	Marine Cargo Spclt I	N	SR17	63	T	B	1.00	\$ 42,684	1.00	\$ 36,516
TRN 361 CG	1/3/2013	37322	General Laborer II	N	BC03	1	P	B	1.00	\$ 34,164	1.00	\$ 34,848
TRN 395 CB	1/3/2013	16913	Program Budget Analyst IV	N	SR22	13	P	B	1.00	\$ 60,024	1.00	\$ 47,412
TRN 395 CB	1/8/2013	19167	Property Mgr IV	N	SR22	73	T	B	1.00	\$ 45,576	1.00	\$ 47,400
TRN 301 CC	1/14/2013	16894	Office Assistant III	N	SR08	63	T	B	1.00	\$ 39,480	1.00	\$ 25,668
TRN 301 CC	1/18/2013	1061	Office Assistant III	N	SR08	63	T	B	1.00	\$ 29,976	1.00	\$ 25,668
TRN 363 CG	1/22/2013	6670	Harbor Agent III	N	SR14	63	T	B	1.00	\$ 46,164	1.00	\$ 32,424
TRN 301 CC	2/1/2013	31288	Janitor II	N	BC02	1	P	B	1.00	\$ 33,228	1.00	\$ 33,888
TRN 331 CF	2/1/2013	42735	Building Maint. Worker I	N	BC09	1	P	B	1.00	\$ 44,544	1.00	\$ 45,432
TRN 301 CC	2/6/2013	21467	Janitor II	N	BC02	1	P	B	1.00	\$ 33,228	1.00	\$ 33,888
TRN 395 CB	2/14/2013	1040	Engineer VI	Y	SR28	13	P	B	1.00	\$ 62,424	1.00	\$ 92,400
TRN 301 CC	2/15/2013	48800	Office Assistant III	N	SR08	63	T	B	1.00	\$ 32,424	1.00	\$ 25,668
TRN 331 CF	2/24/2013	119467	General Professional IV	N	SR22	73	T	B	1.00	\$ 45,576	1.00	\$ 47,400
TRN 395 CB	2/25/2013	22650	Personnel Tech VI	N	SR15	63	P	B	1.00	\$ 54,012	1.00	\$ 36,516
TRN 301 CC	3/1/2013	21467	Janitor II	N	BC02	1	P	B	1.00	\$ 33,228	1.00	\$ 33,888
TRN 331 CF	3/15/2013	47644	Marine Cargo Spclt I	N	SR17	63	T	B	1.00	\$ 44,544	1.00	\$ 36,516
TRN 331 CF	3/18/2013	119467	General Professional IV	N	SR22	73	T	B	1.00	\$ 45,576	1.00	\$ 47,400
TRN 395 CB	3/18/2013	110511	Research Statistician IV	N	SR22	13	P	B	1.00	\$ 60,024	1.00	\$ 47,400
TRN 301 CC	3/21/2013	16900	Janitor II	N	BC02	61	T	B	1.00	\$ 33,228	1.00	\$ 33,888
TRN 301 CC	4/1/2013	22586	Harbor Operation Supervisor	Y	SR24	23	P	B	1.00	\$ 62,424	1.00	\$ 64,920
TRN 313 CD	4/2/2013	47825	Marine Cargo Spclt I	N	SR17	63	T	B	1.00	\$ 42,684	1.00	\$ 36,516
TRN 395 CB	4/9/2013	19167	Property Mgr IV	N	SR22	73	T	B	1.00	\$ 45,576	1.00	\$ 47,400
TRN 301 CC	4/16/2013	16894	Office Assistant III	N	SR08	63	T	B	1.00	\$ 39,480	1.00	\$ 25,668
TRN 395 CB	4/16/2013	9671	Engineer VI	Y	SR28	23	P	B	1.00	\$ 62,424	1.00	\$ 75,960

Department of Transportation - Harbors Division
New Hires

Table 16

<u>Prog ID/Org</u>	<u>New Hire Effective Date</u>	<u>Position Number</u>	<u>Position Title</u>	<u>Exempt (Y/N)</u>	<u>SR Level</u>	<u>BU Code</u>	<u>T/P</u>	<u>MOF</u>	<u>Budgeted FTE</u>	<u>Budgeted Salary</u>	<u>Actual FTE</u>	<u>Actual Salary</u>
TRN 301 CC	4/22/2013	1061	Office Assistant III	N	SR08	63	T	B	1.00	\$ 29,976	1.00	\$ 25,668
TRN 363 CG	4/22/2013	6670	Harbor Agent III	N	SR14	3	P	B	1.00	\$ 46,164	1.00	\$ 32,424
TRN 331 CF	4/30/2013	47644	Marine Cargo Spclt I	N	SR17	63	T	B	1.00	\$ 44,544	1.00	\$ 36,516
TRN 301 CC	5/7/2013	2668	Water Service Worker I	N	BC05	61	T	B	1.00	\$ 36,960	1.00	\$ 37,704
TRN 361 CG	5/7/2013	22888	Building Maint. Worker I	N	BC09	1	P	B	1.00	\$ 44,544	1.00	\$ 45,432
TRN 395 CB	5/16/2013	19167	Property Mgr IV	N	SR22	73	T	B	1.00	\$ 45,576	1.00	\$ 47,400
TRN 301 CC	5/20/2013	48800	Office Assistant III	N	SR08	3	P	B	1.00	\$ 32,424	1.00	\$ 25,668
TRN 301 CC	5/20/2013	16900	Janitor II	N	BC02	1	P	B	1.00	\$ 33,228	1.00	\$ 33,888
TRN 301 CC	5/21/2013	1061	Office Assistant III	N	SR08	63	T	B	1.00	\$ 29,976	1.00	\$ 25,668
TRN 301 CC	5/24/2013	16894	Office Assistant III	N	SR08	63	T	B	1.00	\$ 39,480	1.00	\$ 25,668
TRN 395 CB	6/3/2013	6485	Secretary III	N	SR16	3	P	B	1.00	\$ 51,936	1.00	\$ 35,064
TRN 331 CF	6/6/2013	1065	Building Maint. Helper	N	BC05	1	P	B	1.00	\$ 36,960	1.00	\$ 37,704
TRN 395 CB	6/18/2013	1038	Secretary III	N	SR16	63	P	B	1.00	\$ 56,172	1.00	\$ 37,968
TRN 301 CC	6/19/2013	22871	General Laborer II	N	BC03	61	T	B	1.00	\$ 34,164	1.00	\$ 34,848
TRN 301 CC	7/1/2013	1061	Office Assistant III	N	SR08	3	T	B	1.00	\$ 27,756	1.00	\$ 25,668
TRN 331 CF	7/1/2013	120949	Account Clerk II	N	SR08	63	T	B	1.00	\$ 26,700	1.00	\$ 25,668
TRN 313 CD	7/3/2013	47825	Marine Cargo Spclt I	N	SR17	63	T	B	1.00	\$ 36,516	1.00	\$ 36,516
TRN 301 CC	7/16/2013	21470	Water Service Worker I	N	BC05	1	P	B	1.00	\$ 36,960	1.00	\$ 37,704
TRN 395 CB	7/16/2013	1040	Engineer VI	Y	SR28	13	P	B	1.00	\$ 62,424	1.00	\$ 78,996
TRN 301 CC	7/16/2013	2668	Water Service Worker I	N	BC05	1	P	B	1.00	\$ 36,960	1.00	\$ 37,704
TRN 301 CC	7/17/2013	16009	Marine Cargo Spclt I	N	SR17	63	T	B	1.00	\$ 42,684	1.00	\$ 36,516
TRN 301 CC	7/20/2013	13156	Harbor Traffic Controller I	N	SR13	3	P	B	1.00	\$ 31,212	1.00	\$ 32,424
TRN 331 CF	7/30/2013	47644	Marine Cargo Spclt I	N	SR17	63	T	B	1.00	\$ 36,516	1.00	\$ 36,516
TRN 395 CB	8/1/2013	42965	PreAudit Clerk	N	SR11	3	P	B	1.00	\$ 28,836	1.00	\$ 28,836
TRN 311 CD	8/1/2013	11610	Building Maint. Helper	N	BC05	1	P	B	1.00	\$ 36,960	1.00	\$ 37,704
TRN 301 CC	8/5/2013	1073	Harbor Traffic Controller I	N	SR13	3	P	B	1.00	\$ 33,756	1.00	\$ 37,968
TRN 301 CC	8/5/2013	1043	Construction & Maint. Supt VI	Y	SR26	4	T	B	1.00	\$ 51,936	1.00	\$ 51,936
TRN 301 CC	8/19/2013	22871	General Laborer II	N	BC03	1	P	B	1.00	\$ 34,164	1.00	\$ 34,848
TRN 361 CG	8/26/2013	28060	Building Maint. Helper	N	BC05	1	P	B	1.00	\$ 36,960	1.00	\$ 37,704
TRN 301 CC	8/28/2013	21463	Janitor II	N	BC02	61	T	B	1.00	\$ 33,228	1.00	\$ 33,888
TRN 301 CC	9/3/2013	6631	Groundskeeper II	N	WS02	1	P	B	1.00	\$ 35,544	1.00	\$ 36,252
TRN 301 CC	9/9/2013	16894	Office Assistant III	N	SR08	3	P	B	1.00	\$ 25,668	1.00	\$ 32,424
TRN 395 CB	9/25/2013	120909	Program Specialist V	N	SR24	73	T	B	1.00	\$ 55,500	1.00	\$ 53,364
TRN 331 CF	9/30/2013	120949	Account Clerk II	N	SR08	63	T	B	1.00	\$ 26,700	1.00	\$ 25,668
TRN 301 CC	10/1/2013	22585	Harbor Operation Supervisor	Y	SR24	23	P	B	1.00	\$ 51,312	1.00	\$ 53,364
TRN 361 CG	10/1/2013	1067	Building Maint. Supv I	N	F109	82	T	B	1.00	\$ 48,552	1.00	\$ 50,496
TRN 313 CD	10/1/2013	47825	Marine Cargo Spclt I	N	SR17	63	T	B	1.00	\$ 36,516	1.00	\$ 36,516
TRN 331 CF	10/14/2013	42738	General Laborer II	N	BC03	1	P	B	1.00	\$ 34,164	1.00	\$ 34,848
TRN 395 CB	10/16/2013	7863	Engineer VI	Y	SR26	23	P	B	1.00	\$ 62,424	1.00	\$ 70,188
TRN 301 CC	10/28/2013	18169	Marine Cargo Spclt I	N	SR17	63	P	B	1.00	\$ 36,516	1.00	\$ 36,516
TRN 331 CF	10/29/2013	47644	Marine Cargo Spclt I	N	SR17	63	T	B	1.00	\$ 36,516	1.00	\$ 36,516

Department of Transportation - Harbors Division
New Hires

Table 16

<u>Prog ID/Org</u>	<u>New Hire Effective Date</u>	<u>Position Number</u>	<u>Position Title</u>	<u>Exempt (Y/N)</u>	<u>SR Level</u>	<u>BU Code</u>	<u>T/P</u>	<u>MOF</u>	<u>Budgeted FTE</u>	<u>Budgeted Salary</u>	<u>Actual FTE</u>	<u>Actual Salary</u>
TRN 395 CB	11/1/2013	22127	Engineer IV	Y	SR24	13	P	B	1.00	\$ 51,312	1.00	\$ 53,364
TRN 395 CB	11/19/2013	11776	Account Clerk V	N	SR15	3	P	B	1.00	\$ 33,756	1.00	\$ 37,968
TRN 395 CB	11/25/2013	26407	Account Clerk II	N	SR08	3	P	B	1.00	\$ 25,668	1.00	\$ 25,668
TRN 301 CC	11/29/2013	21463	Janitor II	N	BC02	61	T	B	1.00	\$ 33,228	1.00	\$ 33,888

Department of Transportation - Harbors Division
 Unauthorized Positions

Table 17

<u>Prog ID/Org</u>	<u>Date Established</u>	<u>Legal Authority</u>	<u>Position Number</u>	<u>Position Title</u>	<u>Exempt (Y/N)</u>	<u>SR Level</u>	<u>BU Code</u>	<u>T/P</u>	<u>MOF</u>	<u>FTE</u>	<u>Annual Salary</u>	<u>Filled (Y/N)</u>	<u>Occupied by 89 Day Hire (Y/N)</u>
None													

Department of Transportation - Harbors Division
Overtime Expenditures

Table 18

Prog ID	Program Title	MOF	FY12 (actual)			FY13 (actual)			FY14 (estimated)			FY15 (budgeted)		
			Base Salary \$\$\$\$	Overtime \$\$\$\$	Overtime Percent	Base Salary \$\$\$\$	Overtime \$\$\$\$	Overtime Percent	Base Salary \$\$\$\$	Overtime \$\$\$\$	Overtime Percent	Base Salary \$\$\$\$	Overtime \$\$\$\$	Overtime Percent
TRN 301	Honolulu Harbor	B	\$ 7,430,065	\$ 129,521	1.7%	\$ 7,430,065	\$ 135,542	1.8%	\$ 7,430,065	\$ 110,500	1.5%	\$ 7,430,065	\$ 110,500	1.5%
TRN 303	Kalaeloa Barbers Point Harbor	B	\$ 196,411	\$ 62	0.0%	\$ 196,411	\$ -	0.0%	\$ 196,411	\$ 29,500	15.0%	\$ 196,411	\$ 29,500	15.0%
TRN 311	Hilo Harbor	B	\$ 969,548	\$ 9,397	1.0%	\$ 969,548	\$ 9,504	1.0%	\$ 969,548	\$ 61,000	6.3%	\$ 969,548	\$ 61,000	6.3%
TRN 313	Kawaihae Harbor	B	\$ 130,341	\$ 741	0.6%	\$ 130,341	\$ 234	0.2%	\$ 130,341	\$ 17,000	13.0%	\$ 130,341	\$ 17,000	13.0%
TRN 331	Kahului Harbor	B	\$ 1,157,755	\$ 3,779	0.3%	\$ 1,157,755	\$ 6,654	0.6%	\$ 1,157,755	\$ 65,000	5.6%	\$ 1,157,755	\$ 65,000	5.6%
TRN 333	Hana Harbor	B	-	-	-	-	-	-	-	-	-	-	-	-
TRN 341	Kaunakakai Harbor	B	\$ 83,327	\$ 68	0.1%	\$ 83,327	\$ -	0.0%	\$ 83,327	\$ 7,000	8.4%	\$ 83,327	\$ 7,000	8.4%
TRN 351	Kaumalapau Harbor	B	-	-	-	-	-	-	-	-	-	-	-	-
TRN 361	Nawiliwili Harbor	B	\$ 1,015,869	\$ 3,523	0.3%	\$ 1,015,869	\$ 12,088	1.2%	\$ 1,015,869	\$ 56,300	5.5%	\$ 1,015,869	\$ 56,300	5.5%
TRN 363	Port Allen Harbor	B	\$ 84,745	\$ 1,290	1.5%	\$ 84,745	\$ 613	0.7%	\$ 84,745	\$ 6,000	7.1%	\$ 84,745	\$ 6,000	7.1%
TRN 395	Harbors Administration	B	\$ 6,372,375	\$ 125,489	2.0%	\$ 6,372,375	\$ 109,233	1.7%	\$ 6,372,375	\$ 134,230	2.1%	\$ 6,372,375	\$ 134,230	2.1%

Department of Transportation - Harbors Division
Overpayments

Table 19

<u>Employee Name</u>	<u>Date of Overpayment</u>	<u>Gross Amount Overpaid</u>	<u>Amount Recovered</u>	<u>Balance</u>	<u>Category</u>				<u>Reason for Overpayment</u>	<u>Referred to Attorney General</u>
					<u>Employed</u>		<u>Not Employed</u>			
					<u>Occurred > 2 Years</u>	<u>Occurred < 2 Years</u>	<u>Occurred > 2 Years</u>	<u>Occurred < 2 Years</u>		
	11/20/2012	\$ 1,419	\$ 1,419	\$ -				\$ -	Employee transferred to DLNR COB 10/12/12, but was paid through 10/15/12 and 10/31/12	No
	6/5/2013	\$ 225	\$ 225	\$ -		\$ -			Duplicate submissions by Harbor District of DHRD Form 10 for TA Pay . Employee notified by District BSS. Employee authorization to offset overpayment amount against base pay received; offset will commence for the 10/4/2013 pay day.	No

Department of Transportation - Harbors Division
Contract Costs

Table 20

Prog ID	MOF	Frequency		Max Value	Outstanding Balance	Term of Contract			Organization	Category E/L/P/C/ G/S	Description	Method and Frequency of Monitoring	POS Y/N
		Amount	(M/A/O)			Date Executed	From (A)	To (B)					
TRN395	B	as billed	O	\$ 25,000	\$ 17,760	11/6/1987			LIEB, RICHARD	S	LEGAL SERVICES; GOVERNOR'S & AG'S APPROVALS.	ONGOING	Y
TRN395	B	as billed	O	\$ 500,000	\$ 51,186	10/25/1991			HAITSUKA BROTHERS, LIMITED	S	LANDSLIDE IMPROVEMENTS AT KAWAIHAE HARBOR, HC 5218.	ONGOING	Y
TRN395	T	as billed	O	\$ 275,100	\$ 2,000	10/25/1991			HAITSUKA BROTHERS, LIMITED	S	LANDSLIDE IMPROVEMENTS AT KAWAIHAE HARBOR, HC 5218.	ONGOING	Y
TRN303	B	as billed	O	\$ 30,000	\$ 30,000	7/28/1992			STATE CONSTRUCTION CORPORATION	S	MODIFICATIONS TO BARBER'S POINT HARBOR OFFICE OAHU, HAWAII	ONGOING	Y
TRN395	B	as billed	O	\$ 49,020	\$ 17,052	9/22/1992			IMATA & ASSOCIATES, INC.	S	KAUMALAPAU HARBOR SURVEY, HC#3228.	ONGOING	Y
TRN801	D	as billed	O	\$ 11,000	\$ 3,909	10/16/1992			GMP ASSOCIATES, INC.	S	LAHAINA BOAT HARBOR IMPROVEMENTS, MAUI; HC#4155	ONGOING	Y
TRN395	B	as billed	O	\$ 100,000	\$ 7,238	9/28/1993			MK ENGINEERS, LTD.	S	MAINTENANCE PROJECTS REQUIRING ELECTRICAL/MECHANICAL CONSULTING	ONGOING	Y
TRN311	B	as billed	O	\$ 21,000	\$ 1,567	4/26/1994			SEGAWA, WESLEY R AND	S	HILO HARBOR IMPROVEMENTS, YARD EXPANSION, HILO, HAWAII HC 5267	ONGOING	Y
TRN395	B	as billed	O	\$ 120,000	\$ 2,708	2/13/1996			SHIMABUKURO, ENDO & YOSHIZAKI	S	MAINTENANCE PROJECTS REQUIRING CIVIL/STRUCTURAL CONSULTING ENGINEERING	ONGOING	Y
TRN395	B	as billed	O	\$ 50,000	\$ 23,782	2/27/1996			CHONG, CEDRIC D.O. &	S	MAINTENANCE PROJECTS REQUIRING MECHANICAL CONSULTING ENGINEERING	ONGOING	Y
TRN395	B	as billed	O	\$ 80,000	\$ 4	2/27/1996			ECS, INC.	S	MAINTENANCE PROJECTS REQUIRING ELECTRICAL CONSULTING ENGINEERING SVCS-	ONGOING	Y
TRN301	B	as billed	O	\$ 43,200	\$ 515	8/29/1996			MARINE SURVEYORS & CONSULTANTS	S	FURNISHING CUSTODIAL SERVICES FOR IMPOUNDED VESSELS O.D. 2-96	ONGOING	Y
TRN301	B	as billed	O	\$ 43,200	\$ 38,755	8/29/1996			MARINE SURVEYORS & CONSULTANTS	S	FURNISHING CUSTODIAL SERVICES FOR IMPOUNDED VESSELS O.D. 2-96	ONGOING	Y
TRN395	B	as billed	O	\$ 50,000	\$ 11,894	2/19/1997			DALY, LEO A. COMPANY	S	CONSULTING ENGINEER'S REPORT ON THE HARBORS DIVISION FOR FISCAL YEARS	ONGOING	Y
TRN301	B	as billed	O	\$ 15,000	\$ 6,480	6/12/1997			HAWAII INTERNATIONAL	S	PROVIDE VAPOR EXTRACTION SYSTEMS SERVICES FOR PIER 26, HON, HI	ONGOING	Y
TRN361	B	as billed	O	\$ 190,289	\$ 53,915	8/20/1997			ESAKI SURVEYING AND MAPPING,	S	REALIGNMENT OF WAAPA ROAD, NAWILIWILI HARBOR, KAUAI, HI	ONGOING	Y
TRN395	B	as billed	O	\$ 313,337	\$ 195	3/31/1998			SHIGEMURA, LAU, SAKANASHI,	S	DOMESTIC COMMERCIAL FISHING VILLAGE, HONOLULU HARBOR, OAHU	ONGOING	Y
TRN395	B	as billed	O	\$ 48,000	\$ 559	3/31/1998			SHIGEMURA, LAU, SAKANASHI,	S	DOMESTIC COMMERCIAL FISHING VILLAGE, HONOLULU HARBOR, OAHU	ONGOING	Y
TRN301	B	as billed	O	\$ 1,015,000	\$ 23,547	4/21/1998			TOWILL, R. M. CORPORATION	S	RECONSTRUCTION OF PIERS 52/53 CONTAINER YD., SAND ISLAND, OAHU.	ONGOING	Y
TRN301	B	as billed	O	\$ 970,000	\$ 37,788	4/21/1998			TOWILL, R. M. CORPORATION	S	RECONSTRUCTION OF PIERS 52/53 CONTAINER YD., SAND ISLAND, OAHU.	ONGOING	Y
TRN301	B	as billed	O	\$ 580,000	\$ 129,230	4/21/1998			TOWILL, R. M. CORPORATION	S	RECONSTRUCTION OF PIERS 52/53 CONTAINER YD., SAND ISLAND, OAHU.	ONGOING	Y
TRN313	B	as billed	O	\$ 293,000	\$ 15,067	6/30/1998			SEGAWA, WESLEY R AND	S	PAVE ADDITIONAL BARGE TERMINAL AREA, KAWAIHAE HARBOR, HAWAII	ONGOING	Y
TRN301	B	as billed	O	\$ 280,000	\$ 1,266	6/24/1999			SEGAWA, WESLEY R AND	S	DOMESTIC COMMERCIAL FISHING VILLAGE, MULTI-USER BUILDING PIER 36	ONGOING	Y
TRN301	B	as billed	O	\$ 533,000	\$ 55,686	3/31/2000			PACIFIC BIODIESEL, INC.	S	REMOVAL/PROPER DISPOSAL OF USED COOKING OIL AND OTHER SUBSTANCES	ONGOING	Y
TRN331	B	as billed	O	\$ 101,141	\$ 27,396	6/27/2000			TOWILL, R. M. CORPORATION	S	RECONSTRUCTION OF PIER 3 CONTAINER YARD KAHULUI HARBOR, MAUI.	ONGOING	Y
TRN331	B	as billed	O	\$ 40,000	\$ 40,000	6/27/2000			TOWILL, R. M. CORPORATION	S	RECONSTRUCTION OF PIER 3 CONTAINER YARD KAHULUI HARBOR, MAUI.	ONGOING	Y
TRN301	B	as billed	O	\$ 22,000	\$ 559	6/30/2000			KONE, INC.	S	MAINTENANCE OF ELEVATORS AND ESCALATORS AT HONOLULU HARBOR, OAHU, HI	ONGOING	Y
TRN301	B	as billed	O	\$ 22,000	\$ 2,622	6/30/2000			KONE, INC.	S	MAINTENANCE OF ELEVATORS AND ESCALATORS AT HONOLULU HARBOR, OAHU, HI	ONGOING	Y
	B	as billed	O	\$ 1,800,000	\$ 5,000	6/30/2000			PACIFIC ARCHITECTS, INC.	S	CONSTRUCTION OF PIER 2 CRUISE TERMINAL, HON HARBOR, OAHU.	ONGOING	Y
TRN301	B	as billed	O	\$ 925,881	\$ 212,345	6/30/2000			PACIFIC ARCHITECTS, INC.	S	CONSTRUCTION OF PIER 2 CRUISE TERMINAL, HON HARBOR, OAHU.	ONGOING	Y
TRN395	B	as billed	O	\$ 1,750,000	\$ 155,683	6/30/2000			KLEIN SYSTEMS GROUP LTD.	S	RE-ENGINEERING AND IMPLEMENTATION OF THE HARBORS COMPREHENSIVE	ONGOING	Y
TRN301	B	as billed	O	\$ 36,000	\$ 13,312	9/1/2000			AMERICAN MARINE CORPORATION	S	MAINTENANCE DREDGING AT PIERS 22-23, HON HARBOR, OAHU.	ONGOING	Y
TRN301	B	as billed	O	\$ 58,000	\$ 10,805	6/18/2001			HALEKALA INVESTMENT CO., LTD.	S	PARKING DECK REPAIRS AT PIER 23 SHED, HONOLULU HARBOR, OAHU.	ONGOING	Y
TRN303	B	as billed	O	\$ 91,013	\$ 75,232	6/30/2001			SECURITY SPECIALISTS & GUARD	S	FURNISH SECURITY SERVICE FOR KALAELOA BARBERS POINT HARBOR, ISLAND OF	ONGOING	Y
TRN305	B	as billed	O	\$ 59,030	\$ 700	7/30/2001			NEXUS HAZWASTE SERVICES, INC.	S	FURNISHING USED OIL, OILY WATER & DIESEL FUEL COLLECTION & DISPOSAL	ONGOING	Y
TRN305	B	as billed	O	\$ 62,926	\$ 2,860	7/30/2001			NEXUS HAZWASTE SERVICES, INC.	S	FURNISHING USED OIL, OILY WATER & DIESEL FUEL COLLECTION & DISPOSAL	ONGOING	Y
TRN305	B	as billed	O	\$ 19,069	\$ 11,563	7/30/2001			NEXUS HAZWASTE SERVICES, INC.	S	FURNISHING USED OIL, OILY WATER & DIESEL FUEL COLLECTION & DISPOSAL	ONGOING	Y
TRN301	B	as billed	O	\$ 88,000	\$ 4,598	9/25/2001			J & M BLASTING AND PAINTING,	S	REPAINT SHED AT PIERS 10 & 11 HONOLULU, OAHU, HAWAII HC10083.	ONGOING	Y
TRN395	B	as billed	O	\$ 100,000	\$ 94,335	11/30/2001			IMATA & ASSOCIATES, INC.	S	VARIOUS SURVEYING WORK REQUIRING CONSULTANT SERVICES S/W.	ONGOING	Y
TRN395	B	as billed	O	\$ 150,000	\$ 14,618	1/3/2002			SEGAWA, WESLEY R AND	S	MAINTENANCE PROJECTS REQUIRING STRUCTURAL ENGINEERING SVC	ONGOING	Y
TRN301	B	as billed	O	\$ 97,000	\$ 64,097	5/14/2002			CC ENGINEERING & CONSTRUCTION,	S	REPLACE ROOF AT PIER 40 ANNEX BUILDING. HC10130.	ONGOING	Y
TRN301	B	as billed	O	\$ 90,000	\$ 20,500	6/19/2002			TED'S WIRING SERVICE, LTD.	S	RELAMP FLOODLIGHTS AT PIERS 51-53, SAND ISLAND HONOLULU HARBOR, OAHU.	ONGOING	Y
TRN395	B	as billed	O	\$ 16,440	\$ 5,480	9/27/2002			CB RICHARD ELLIS HAWAII, INC.	S	INTERIM CONTRACT FOR PROPERTY MANAGEMENT SERVICES AT KAPALAMA MILITARY	ONGOING	Y
TRN311	B	as billed	O	\$ 3,500,000	\$ 125,435	11/7/2002			BEACHSIDE ROOFING, LLC	S	PIER 1 SHED MODIFICATIONS HILO HARBOR, HAWAII HC 5329	ONGOING	Y
TRN395	B	as billed	O	\$ 1,465,730	\$ 210,871	11/7/2002			BEACHSIDE ROOFING, LLC	S	PIER 1 SHED MODIFICATIONS HILO HARBOR, HAWAII HC 5329	ONGOING	Y
TRN395	B	as billed	O	\$ 80,000	\$ 80,000	11/7/2002			BEACHSIDE ROOFING, LLC	S	PIER 1 SHED MODIFICATIONS HILO HARBOR, HAWAII HC 5329	ONGOING	Y
TRN395	B	as billed	O	\$ 49,100	\$ 12,647	2/27/2003			WILSON OKAMOTO CORPORATION	S	CONSULTING ENGINEER'S REPORT ON PUBLIC UNDERTAKING.	ONGOING	Y
TRN311	B	as billed	O	\$ 10,000	\$ 244	4/23/2003			PACIFIC ENVIRONMENTAL CORP.	S	PROVIDE WASTE OIL DISPOSAL SERVICES FOR HILO, KAHULUI & NAWILIWILI	ONGOING	Y

Department of Transportation - Harbors Division
Contract Costs

Table 20

Prog ID	MOF	Amount	(M/A/O)	Max Value	Outstanding Balance	Date Executed	From (A)	To (B)	Organization	E/L/P/C/ G/S	Description	Frequency of Monitoring	POS. Y/N
TRN331	B	as billed	O	\$ 10,000	\$ 244	4/23/2003			PACIFIC ENVIRONMENTAL CORP.	S	PROVIDE WASTE OIL DISPOSAL SERVICES FOR HILO, KAHULUI & NAWILIWILI	ONGOING	Y
TRN361	B	as billed	O	\$ 10,000	\$ 244	4/23/2003			PACIFIC ENVIRONMENTAL CORP.	S	PROVIDE WASTE OIL DISPOSAL SERVICES FOR HILO, KAHULUI & NAWILIWILI	ONGOING	Y
TRN311	B	as billed	O	\$ 10,000	\$ 506	4/23/2003			PACIFIC ENVIRONMENTAL CORP.	S	PROVIDE WASTE OIL DISPOSAL SERVICES FOR HILO, KAHULUI & NAWILIWILI	ONGOING	Y
TRN331	B	as billed	O	\$ 10,000	\$ 506	4/23/2003			PACIFIC ENVIRONMENTAL CORP.	S	PROVIDE WASTE OIL DISPOSAL SERVICES FOR HILO, KAHULUI & NAWILIWILI	ONGOING	Y
TRN361	B	as billed	O	\$ 10,000	\$ 506	4/23/2003			PACIFIC ENVIRONMENTAL CORP.	S	PROVIDE WASTE OIL DISPOSAL SERVICES FOR HILO, KAHULUI & NAWILIWILI	ONGOING	Y
TRN311	B	as billed	O	\$ 10,000	\$ 6,900	4/23/2003			PACIFIC ENVIRONMENTAL CORP.	S	PROVIDE WASTE OIL DISPOSAL SERVICES FOR HILO, KAHULUI & NAWILIWILI	ONGOING	Y
TRN331	B	as billed	O	\$ 10,000	\$ 6,900	4/23/2003			PACIFIC ENVIRONMENTAL CORP.	S	PROVIDE WASTE OIL DISPOSAL SERVICES FOR HILO, KAHULUI & NAWILIWILI	ONGOING	Y
TRN361	B	as billed	O	\$ 10,000	\$ 6,900	4/23/2003			PACIFIC ENVIRONMENTAL CORP.	S	PROVIDE WASTE OIL DISPOSAL SERVICES FOR HILO, KAHULUI & NAWILIWILI	ONGOING	Y
TRN395	B	as billed	O	\$ 160,925	\$ 43,638	5/23/2003			CHEE, WIL - PLANNING, INC.	S	KAUAI COMMERCIAL HBRS 2025 MASTER PLAN ENVIRONMENTAL IMPACT STATEMENT.	ONGOING	Y
TRN301	B	as billed	O	\$ 22,000	\$ 1,875	6/6/2003			KONE, INC.	S	MAINTENANCE OF ELEVATOR & ESCALATORS AT HON HBR, OAHU, HAWAII.	ONGOING	Y
	B	as billed	O	\$ 850,000	\$ 15,846	6/6/2003			WILSON OKAMOTO CORPORATION	S	VARIOUS COMMERCIAL HARBORS SECURITY IMPROVEMENTS, STATEWIDE.	ONGOING	Y
TRN395	B	as billed	O	\$ 185,000	\$ 20,027	6/6/2003			WILSON OKAMOTO CORPORATION	S	VARIOUS COMMERCIAL HARBORS SECURITY IMPROVEMENTS, STATEWIDE.	ONGOING	Y
TRN395	B	as billed	O	\$ 20,129	\$ 1,642	7/10/2003			PACIFIC CONSULTING SERVICES,	S	METHANE MITIGATION TESTING	ONGOING	Y
TRN395	B	as billed	O	\$ 100,000	\$ 16,179	12/31/2003			ECS, INC.	S	MAINTENANCE PROJECTS REQUIRING ELECTRICAL SERVICES, HC90001. 2 YRS CONTR	ONGOING	Y
TRN395	B	as billed	O	\$ 50,000	\$ 485	1/14/2004			USHIJIMA ARCHITECTS INC.	S	REMOVAL OF ARCHITECTURAL BARRIERS AT HARBOR FACILITIES STATEWIDE HC90003	ONGOING	Y
TRN361	B	as billed	O	\$ 71,000	\$ 1,775	4/6/2004			KAI HAWAII INC.	S	REPLACEMENT OF PIER 3 FENDERING SYSTEM, NAWILIWILI HARBOR, KAUAI	ONGOING	Y
TRN361	B	as billed	O	\$ 16,000	\$ 13,003	4/6/2004			KAI HAWAII INC.	S	REPLACEMENT OF PIER 3 FENDERING SYSTEM, NAWILIWILI HARBOR, KAUAI	ONGOING	Y
TRN301	B	as billed	O	\$ 637,814	\$ 136,189	5/10/2004			TOWILL, R. M. CORPORATION	S	RECONSTRUCTION OF PIER 51B CONTAINER YARD, HONOLULU HARBOR, OAHU	ONGOING	Y
TRN301	B	as billed	O	\$ 800,000	\$ 686,508	5/10/2004			TOWILL, R. M. CORPORATION	S	RECONSTRUCTION OF PIER 51B CONTAINER YARD, HONOLULU HARBOR, OAHU	ONGOING	Y
TRN395	B	as billed	O	\$ 45,000	\$ 2,300	6/9/2004			OKUBO, ARNOLD T. AND	S	CONSTRUCTION OF MOORING BOLLARDS AT PIERS 19-21 HONOLULU HARBOR	ONGOING	Y
TRN395	B	as billed	O	\$ 80,000	\$ 21,346	6/9/2004			OKUBO, ARNOLD T. AND	S	CONSTRUCTION OF MOORING BOLLARDS AT PIERS 19-21 HONOLULU HARBOR	ONGOING	Y
TRN301	B	as billed	O	\$ 160,528	\$ 119,582	6/30/2004			ENVIRONET, INC.	S	ENVIRONMENTAL SITE ASSESSMENT OF THE FORMER KAPALAMA RESERVATION AREA	ONGOING	Y
TRN395	B	as billed	O	\$ 167,134	\$ 24,202	6/30/2004			PACIFIC CONSULTING SERVICES,	S	HAWAII ENVIRONMENTAL TRANSPORTATION GEOGRAPHIC INFORMATION SYSTEM	ONGOING	Y
TRN331	B	as billed	O	\$ 42,000	\$ 5,951	8/13/2004			ALPHA SHEET METAL AND	S	REPLACE AIR CONDITIONING UNIT AT HARBORS DIV OFFICE KAHULUI HC 3345R.	ONGOING	Y
TRN311	B	as billed	O	\$ 1,990,000	\$ 315,991	9/10/2004			MITSUBUAGA & ASSOCIATES, INC.	S	CONSTRUCTION OF INTER-ISLAND CARGO TERMINAL FACILITY AT HILO HARBOR, HI	ONGOING	Y
TRN301	B	as billed	O	\$ 428,344	\$ 120,584	9/20/2004			ALII SECURITY SYSTEMS, INC.	S	FURNISHING SECURITY SERVICES FOR ALOHA TOWER & FACILITIES AT HONOLULU	ONGOING	Y
TRN301	B	as billed	O	\$ 74,000	\$ 74,000	2/23/2005			SITE ENGINEERING, INC.	S	REPLACE BOLLARDS AT PIERS 35 & 36 HC 10241.	ONGOING	Y
TRN395	B	as billed	O	\$ 90,000	\$ 5,618	4/28/2005			MECHANICAL ENTERPRISES, INC.	S	SPECIAL MAINT PROJECTS REQUIRING MECHANICAL ENGINEERING SVCS H.C. 90009	ONGOING	Y
TRN395	B	as billed	O	\$ 50,000	\$ 211	7/5/2005			CHAN, LOU & ASSOCIATES, INC.	S	VARIOUS SPECIAL MAINTENANCE PROJECTS REQUIRING ARCHITECTURAL SERVICES	ONGOING	Y
TRN331	B	as billed	O	\$ 1,600,000	\$ 52,006	10/19/2005			MAUI MASTER BUILDERS, INC.	S	PIER 1 COMFORT STATION WATERLINE & SEWERLINE IMPROVEMENTS KAHULUI	ONGOING	Y
TRN395	B	as billed	O	\$ 584,224	\$ 183,527	10/19/2005			MAUI MASTER BUILDERS, INC.	S	PIER 1 COMFORT STATION WATERLINE & SEWERLINE IMPROVEMENTS KAHULUI	ONGOING	Y
TRN395	B	as billed	O	\$ 1,574	\$ 1,574	10/27/2005			MKE ASSOCIATES LLC	S	MAINTENANCE PROJECTS REQUIRING STRUCTURAL ENGINEERING SVCS STATEWIDE	ONGOING	Y
TRN301	N	as billed	O	\$ 278,351	\$ 74,523	12/9/2005			INSURANCE COMPANY OF THE WEST	S	INSTALLATION OF RADIATION PORTAL MONITORING SYSTEM AT FORT ARMSTRONG	ONGOING	Y
TRN395	B	as billed	O	\$ 50,811	\$ 50,811	1/4/2006			CBRE HAWAII, INC	S	PROVIDING PROPERTY MANAGEMENT SERVICES FOR THE REAL PROPERTY KNOWN AS	ONGOING	Y
TRN395	B	as billed	O	\$ 1,000,000	\$ 26,317	2/23/2006			TOWILL, R. M. CORPORATION	S	CONSTRUCTION MANAGEMENT & INSPECTION FOR VARIOUS CRUISE TERMINAL IMPR.	ONGOING	Y
TRN395	B	as billed	O	\$ 100,000	\$ 10,293	5/18/2006			EKNA SERVICES, INC.	S	STATEWIDE ENVIRONMENTAL ENGINEERING SVCS FOR SPECIAL MAINTENANCE PROGRAM	ONGOING	Y
TRN301	E	as billed	O	\$ 200,000	\$ 25,246	6/6/2006			BELT COLLINS HAWAII LLC	S	GENERAL ENGINEERING SVCS FOR THE PLANNING & DEVELOPMENT OF THE NEW	ONGOING	Y
TRN301	B	as billed	O	\$ 245,000	\$ 33,391	7/3/2006			KAI HAWAII, INC.	S	PIER 29 EXTENSION HONOLULU HARBOR PROJECT 10267	ONGOING	Y
TRN301	B	as billed	O	\$ 1,000,000	\$ 684,127	7/10/2006			TRC SOLUTIONS, INC.	S	METHANE MITIGATION PIERS 36-38, LEASE PARCELS 3,4,5,& 6 HONOLULU HARBOR	ONGOING	Y
TRN301	B	as billed	O	\$ 32,859	\$ 16,305	7/14/2006			AECOM TECHNICAL SERVICES, INC.	S	PLANNING & DEVELOPMENT OF THE NEW KAPALAMA CONTAINER TERMINAL,	ONGOING	Y
TRN395	B	as billed	O	\$ 350,000	\$ 125	7/25/2006			BELT COLLINS HAWAII LTD.	S	PLANNING & DEVELOPMENT OF COMMERCIAL HARBORS PROJECT#H.C. 90023.	ONGOING	Y
TRN395	B	as billed	O	\$ 100,000	\$ 17,900	7/25/2006			BELT COLLINS HAWAII LTD.	S	PLANNING & DEVELOPMENT OF COMMERCIAL HARBORS PROJECT#H.C. 90023.	ONGOING	Y
TRN395	B	as billed	O	\$ 50,000	\$ 50,000	7/25/2006			BELT COLLINS HAWAII LTD.	S	PLANNING & DEVELOPMENT OF COMMERCIAL HARBORS PROJECT#H.C. 90023.	ONGOING	Y
TRN395	B	as billed	O	\$ 48,738	\$ 12,374	7/25/2006			DALY, LEO A. COMPANY	S	CONSULTING ENGINEER'S REPORT ON THE PUBLIC UNDETAKEING FOR FY 2005	ONGOING	Y
TRN301	B	as billed	O	\$ 3,225,600	\$ 89,178	8/24/2006			INOUE, RALPH S. CO., LTD.	S	CONSTRUCTION OF MISCELLANEOUS IMPR. FOR PIER 2 CRUISE TERMINAL	ONGOING	Y
TRN301	B	as billed	O	\$ 615,000	\$ 12,702	9/11/2006			A'S MECHANICAL, LLC	S	AIR CONDITIONING REPAIRS AT HARBORS PROJECT#H.C.10290.	ONGOING	Y
TRN301	E	as billed	O	\$ 11,128,040	\$ 2,000	9/22/2006			WATTS CONSTRUCTORS LLC	S	RECONSTRUCTION OF PIER 52 & 53 SAND ISLAND CONTAINER YARD	ONGOING	Y
TRN301	E	as billed	O	\$ 9,398,840	\$ 1,463,778	9/22/2006			WATTS CONSTRUCTORS LLC	S	RECONSTRUCTION OF PIER 52 & 53 SAND ISLAND CONTAINER YARD	ONGOING	Y
TRN395	B	as billed	O	\$ 50,000	\$ 341	9/26/2006			MECHANICAL ENTERPRISES, INC.	S	SPECIAL MAINTENANCE PROJECTS REQUIRING MECHANICAL ENGINEERING SVCS	ONGOING	Y
TRN301	E	as billed	O	\$ 20,000,000	\$ 927,784	1/16/2007			HAWAIIAN DREDGING CONSTRUCTION	S	RECONSTRUCTION OF PERI 51B CONTAINER YARD PROJECT#H.C. 10185	ONGOING	Y
TRN331	B	as billed	O	\$ 2,535,000	\$ 24,810	3/16/2007			MAUI MASTER BUILDERS, INC.	S	DEMOLITION OF THE PIER 2 SHED AND MISCELLANEOUS SITE WORK AT INTER-	ONGOING	Y
TRN395	D	as billed	O	\$ 14,100	\$ 1,525	4/18/2007			PAUL'S ELECTRICAL CONTRACTING,	S	INTER-ISLAND FERRY SYSTEM IMPROVEMENTS, HONOLULU HARBOR & KAHULUI HARBOR	ONGOING	Y
TRN331	B	as billed	O	\$ 190,000	\$ 1,500	5/23/2007			A'S MECHANICAL, LLC	S	REPAIR PASSENGER TERMINAL AIR CONDITIONING AT KAHULUI HARBOR	ONGOING	Y
TRN331	B	as billed	O	\$ 60,000	\$ 20,745	5/23/2007			A'S MECHANICAL & BUILDERS, LLC	S	REPAIR PASSENGER TERMINAL AIR CONDITIONING AT KAHULUI HARBOR	ONGOING	Y

Department of Transportation - Harbors Division
Contract Costs

Table 20

Prog ID	MOF	Amount	(M/A/O)	Max Value	Outstanding Balance	Date Executed	From (A)	To (B)	Organization	E/L/P/C/ G/S	Description	Frequency of Monitoring	POS. Y/N
TRN301	B	as billed	O	\$ 48,000	\$ 9,709	5/24/2007			KONE, INC.	S	MAINTENANCE OF ELEVATORS & ESCALATORS, PROJECT#H.C.10315	ONGOING	Y
TRN395	B	as billed	O	\$ 220,000	\$ 1,000	6/12/2007			MARTIN, JOHN C., ASSOCIATES,	S	CONSULTANT TO PROVIDE FINANCIAL ADVISORY SERVICES TO REVIEW HAWAII	ONGOING	Y
TRN395	B	as billed	O	\$ 50,000	\$ 419	3/14/2008			ECS, INC.	S	MAINTENANCE PROJECTS REQUIRING ELECTRICAL ENGINEERING SVCS	ONGOING	Y
TRN395	B	as billed	O	\$ 50,000	\$ 3,055	6/10/2008			MECHANICAL ENTERPRISES, INC.	S	VARIOUS SPECIAL MAINTENANCE PROJECTS REQUIRING MECHANICAL ENGINEERING	ONGOING	Y
TRN301	B	as billed	O	\$ 51,200	\$ 8,452	7/30/2008			THYSSENKRUPP ELEVATOR CORP.	S	MAINTENANCE OF ELEVATORS & ESCALATORS HON HARBOR OAHU HI H.C. 10350	ONGOING	Y
TRN395	B	as billed	O	\$ 1,500,000	\$ 111,969	10/6/2008			SSFM INTERNATIONAL, INC.	S	STATE COMMERCIAL HARBOR PLANS & DEVELOPMENT PROJECT; HC 90032	ONGOING	Y
TRN303	B	as billed	O	\$ 194,886	\$ 27,741	11/7/2008			HO, RONALD N. S. & ASSOCIATES,	S	ACCESS & ELECTRICAL IMP. KALAELOA BARBERS POINT HARBOR, OAHU	ONGOING	Y
TRN395	B	as billed	O	\$ 125,000	\$ 6,556	11/28/2008			PACIFIC CONSULTING SERVICES,	S	SITE MONITORING OF THE DOMESTIC COMMERCIAL FISHING VILLAGE, HON HARBOR,	ONGOING	Y
TRN395	B	as billed	O	\$ 100,000	\$ 100,000	11/28/2008			PACIFIC CONSULTING SERVICES,	S	SITE MONITORING OF THE DOMESTIC COMMERCIAL FISHING VILLAGE, HON HARBOR,	ONGOING	Y
TRN395	B	as billed	O	\$ 1,000,000	\$ 915,524	12/19/2008			TM DESIGNERS, INC.	S	CONSTRUCTION MANGEMENT & INSPECTION FOR CONSTRUCTION OF INTER-ISLAND	ONGOING	Y
TRN395	B	as billed	O	\$ 100,000	\$ 21,003	1/8/2009			KAI HAWAII, INC.	S	RECONSTRUCTION OF PIER 2 FENDERING SYSTEM NAWILIWILI HARBOR, KAUAI	ONGOING	Y
TRN305	B	as billed	O	\$ 1,480	\$ 370	1/23/2009			UNITED COURIER SERVICES, INC.	S	ARMORED CAR SERVICES FOR VARIOUS AGENCIES ON OAHU IFB-09-019-O.	ONGOING	Y
TRN395	B	as billed	O	\$ 3,011	\$ 249	1/23/2009			UNITED COURIER SERVICES, INC.	S	ARMORED CAR SERVICES FOR VARIOUS AGENCIES ON OAHU IFB-09-019-O.	ONGOING	Y
TRN395	B	as billed	O	\$ 24,000	\$ 1,000	2/12/2009			BLX GROUP LLC	S	BOND ARBITRAGE REBATE CALCULATIONS OPT TO EXTEND 2-12 MOS.	ONGOING	Y
TRN395	B	as billed	O	\$ 10,000	\$ 10,000	2/12/2009			BLX GROUP LLC	S	BOND ARBITRAGE REBATE CALCULATIONS OPT TO EXTEND 2-12 MOS.	ONGOING	Y
TRN395	B	as billed	O	\$ 9,000	\$ 9,000	2/12/2009			BLX GROUP LLC	S	BOND ARBITRAGE REBATE CALCULATIONS OPT TO EXTEND 2-12 MOS.	ONGOING	Y
TRN395	B	as billed	O	\$ 500,000	\$ 457	3/10/2009			MKE ASSOCIATES LLC	S	SPECIAL MAINTENANCE PROJECTS REQUIRING UNDERWATER INSPECTION/STRUCTURAL	ONGOING	Y
TRN303	B	as billed	O	\$ 1,661,100	\$ 179,907	5/5/2009			INTEGRATED CONSTRUCTION, INC.	S	ACCESS & ELECTRICAL IMP., KALAELOA BARBERS POINT HARBOR, OAHU	ONGOING	Y
TRN311	E	as billed	O	\$ 10,488,607	\$ 10,104,728	5/14/2009			GLOVER, JAS. W., LTD.	S	CONSTRUCTION OF INTER-ISLAND CARGO TERMINAL FACILITY AT HILO HARBOR, HI-	ONGOING	Y
TRN301	B	as billed	O	\$ 165,785	\$ 8,717	7/31/2009			UNITEK SOLVENT SERVICES, INC.	S	FURNISHING USED OIL, OILY WATER & DIESEL FUEL COLLECTION & DISPOSAL SERV	ONGOING	Y
TRN301	B	as billed	O	\$ 150,785	\$ 3,770	7/31/2009			UNITEK SOLVENT SERVICES, INC.	S	FURNISHING USED OIL, OILY WATER & DIESEL FUEL COLLECTION & DISPOSAL SERV	ONGOING	Y
TRN301	B	as billed	O	\$ 75,393	\$ 6,283	7/31/2009			UNITEK SOLVENT SERVICES, INC.	S	FURNISHING USED OIL, OILY WATER & DIESEL FUEL COLLECTION & DISPOSAL SERV	ONGOING	Y
TRN301	B	as billed	O	\$ 400,000	\$ 62,720	9/9/2009			KAI HAWAII, INC.	S	DEMOLITION OF STRUCTURES OF KAPALAMA MILITARY RESERVATION JOB#H.C.10370.	ONGOING	Y
TRN301	B	as billed	O	\$ 250,000	\$ 24,917	9/22/2009			A'S MECHANICAL & BUILDERS, LLC	S	REPAIR VENT LINE & AIR CONDITIONING AT ALOHA TOWER. JOB#H.C.10395.	ONGOING	Y
TRN311	E	as billed	O	\$ 672,001	\$ 97,321	12/29/2009			MITSUNAGA & ASSOCIATES, INC.	S	PREPARATION OF A DESIGN FOR THE PIER 4 INTERISLAND CARGO TERMINAL AT HIL	ONGOING	Y
TRN301	B	as billed	O	\$ 53,700	\$ 50,288	1/20/2010			TABIOS, JUDY A.	S	PROVIDE FIRE SPRINKLER SYSTEM SERVICES FOR HARBOR FACILITIES HONOLULU HA	ONGOING	Y
TRN301	E	as billed	O	\$ 467,067	\$ 64,876	1/22/2010			PACIFIC ARCHITECTS, INC.	S	DESIGN PLAN SPECIFICATIONS & ESTIMATES FOR THE RELOCATION OF UHISOEST MAR	ONGOING	Y
TRN301	E	as billed	O	\$ 236,151	\$ 1,000	2/16/2010			SIU'S ELECTRIC CORP.	S	KAPALAMA MILITARY RESERVATION IMPROVEMENTS PIER 39 SHED DEMOLITION & YAR	ONGOING	Y
TRN313	E	as billed	O	\$ 676,959	\$ 38,833	3/29/2010			SEGAWA, WESLEY R. AND	S	DESIGN FOR PIER 2 TERMINAL IMPROVEMENTS @ KAWAIHAE HARBOR	ONGOING	Y
TRN395	B	as billed	O	\$ 145,600	\$ 40,670	4/1/2010			EWORLD ENTERPRISE SOLUTIONS,	S	COMPREHENSIVE INFORMATION DATABASE SYSTEM MAINTENANCE HARBORS	ONGOING	Y
TRN313	E	as billed	O	\$ 320,000	\$ 55,654	4/6/2010			SSFM INTERNATIONAL, INC.	S	IMPROVING NEW TERMINAL CARGO FACILITIES @ KAWAIHAE HARBOR JOB HMP60902	ONGOING	Y
TRN395	B	as billed	O	\$ 50,000	\$ 10,275	4/14/2010			INSYNERGY ENGINEERING, INC.	S	SPECIAL MAINTENANCE PROJECTS REQUIRING MECHANIC AT ENGINEERING SERVICES	ONGOING	Y
TRN311	E	as billed	O	\$ 799,992	\$ 404,440	4/19/2010			TOWILL, R. M. CORPORATION	S	KUMAU ST ENTRANCE IMPROVEMENTS @ PIER 4 INTER-ISLAND CARGO TERMINAL HILO	ONGOING	Y
TRN301	E	as billed	O	\$ 45,000	\$ 45,000	6/3/2010			HALLSTROM GROUP, INC. THE	S	TENANT APPRAISAL OF PIER 35 HONOLULU HARBOR, OAHU HAWAII-JOB HMP20906	ONGOING	Y
TRN301	E	as billed	O	\$ 158,583	\$ 3,965	6/7/2010			SATO & ASSOCIATES, INC.	S	DESIGN FOR PIER 12 & 15 IMPROVMENTS HONOLULU HARBOR OAHU HI HMP #20907	ONGOING	Y
TRN301	E	as billed	O	\$ 891,417	\$ 158,118	6/7/2010			SATO & ASSOCIATES, INC.	S	DESIGN FOR PIER 12 & 15 IMPROVMENTS HONOLULU HARBOR OAHU HI HMP #20907	ONGOING	Y
TRN395	B	as billed	O	\$ 50,000	\$ 4,356	8/12/2010			ECS, INC.	S	MAINTENANCE PROJECTS REQUIRING ELECTRICAL ENGINEERING SVCS	ONGOING	Y
TRN331	B	as billed	O	\$ 9,096	\$ 4,217	8/24/2010			PACIFIC WIRELESS	S	MAINTENANCE OF SECURITY SURVEILLANCE SYSTEM FOR KAHULUI HARBOR MAUI H.C.	ONGOING	Y
TRN331	B	as billed	O	\$ 21,500	\$ 21,500	8/24/2010			PACIFIC WIRELESS	S	MAINTENANCE OF SECURITY SURVEILLANCE SYSTEM FOR KAHULUI HARBOR MAUI H.C.	ONGOING	Y
TRN331	B	as billed	O	\$ 21,500	\$ 21,500	8/24/2010			PACIFIC WIRELESS	S	MAINTENANCE OF SECURITY SURVEILLANCE SYSTEM FOR KAHULUI HARBOR MAUI H.C.	ONGOING	Y
TRN311	B	as billed	O	\$ 21,500	\$ 11,006	8/25/2010			PACIFIC WIRELESS	S	MAINTENANCE OF SECURITY SURVEILLANCE SYSTEM FOR HILO HARBOR H.C. 50083	ONGOING	Y
TRN311	B	as billed	O	\$ 21,500	\$ 5,175	8/25/2010			PACIFIC WIRELESS	S	MAINTENANCE OF SECURITY SURVEILLANCE SYSTEM FOR HILO HARBOR H.C. 50083	ONGOING	Y
TRN361	B	as billed	O	\$ 22,500	\$ 11,086	9/15/2010			PACIFIC WIRELESS	S	MAINTENANCE OF SECURITY SURVEILLANCE SYSTEM FOR NAWILIWILI HARBOR KAUAI	ONGOING	Y
TRN361	B	as billed	O	\$ 22,500	\$ 1,950	9/15/2010			PACIFIC WIRELESS	S	MAINTENANCE OF SECURITY SURVEILLANCE SYSTEM FOR NAWILIWILI HARBOR KAUAI	ONGOING	Y
TRN301	B	as billed	O	\$ 399,817	\$ 12,772	9/30/2010			TEC INC	S	CONSTRUCTION OF FACILITIES AT PIERS 34/35 HON HARBOR OAHU JV HAR11-049	ONGOING	Y
TRN301	E	as billed	O	\$ 25,000	\$ 25,000	9/30/2010			TEC INC	S	CONSTRUCTION OF FACILITIES AT PIERS 34/35 HON HARBOR OAHU JV HAR11-049	ONGOING	Y
TRN311	B	as billed	O	\$ 211,141	\$ 22,394	10/13/2010			SEGAWA, WESLEY R. AND	S	DESIGN FOR PIER 1 SHED ROOFING & SIDING IMPROVEMENTS HILO HARBOR HC 5006	ONGOING	Y
TRN301	B	as billed	O	\$ 31,000	\$ 18,676	11/12/2010			TED'S WIRING SERVICE, LTD.	S	REPAIR RANGE LIGHTS AT KEEHI LAGOON BARGE CHANNEL H.C. 10420.	ONGOING	Y
TRN395	N	as billed	O	\$ 400,869	\$ 1,062	12/30/2010			HAWAIIA TECHNOLOGIES, INC.	S	PORT OF KAHULUI PASSENGER/CARGO SHIP FACILITIES IMPROVED EXPLOSIVE	ONGOING	Y
TRN301	B	as billed	O	\$ 359,895	\$ 7,820	4/4/2011			TOWILL, R. M. CORPORATION	S	REHABILITATION OF BLDGS & YARD AREAS AT PIERS 34/35, HON HARBOR, H.C.	ONGOING	Y
TRN301	E	as billed	O	\$ 250,000	\$ 195,434	4/4/2011			TOWILL, R. M. CORPORATION	S	REHABILITATION OF BLDGS & YARD AREAS AT PIERS 34/35, HON HARBOR, H.C.	ONGOING	Y
TRN395	B	as billed	O	\$ 50,000	\$ 14,605	4/13/2011			INSYNERGY ENGINEERING, INC.	S	SPECIAL MAINTENANCE PROJECTS REQUIRING MECHANICAL ENGINEERING SVCS	ONGOING	Y
TRN395	B	as billed	O	\$ 150,000	\$ 2,774	4/21/2011			MKE ASSOCIATES LLC	S	SPECIAL MAINTENANCE PROJECTS REQUIRING STRUCTURAL ENGINEERING SERVICES H	ONGOING	Y
TRN301	B	as billed	O	\$ 7,885	\$ 7,885	5/5/2011			SAFETY SYSTEMS AND SIGNS	S	PROVIDE FIRE EXTINGUISHER SERVICES FOR HARBOR FACILITIES, HNL HARBOR,	ONGOING	Y
TRN301	B	as billed	O	\$ 20,500	\$ 20,500	5/5/2011			SAFETY SYSTEMS AND SIGNS	S	PROVIDE FIRE EXTINGUISHER SERVICES FOR HARBOR FACILITIES, HNL HARBOR,	ONGOING	Y
TRN395	B	as billed	O	\$ 100,000	\$ 18,917	5/9/2011			INSYNERGY ENGINEERING, INC.	S	SPECIAL MAINTENANCE PROJECTS REQUIRING ELECTRICAL ENGINEERING SVCS	ONGOING	Y
TRN331	B	as billed	O	\$ 115,800	\$ 1,772	6/3/2011			SITE ENGINEERING, INC.	S	REPAIR FENDER SYSTEM AT PIER 1 KAHULUI HARBOR, MAUI, HI, HC #30088	ONGOING	Y

Department of Transportation - Harbors Division
Contract Costs

Table 20

Prog ID	MOF	Amount	(M/A/O)	Max Value	Outstanding Balance	Date Executed	From (A)	To (B)	Organization	E/L/P/C/ G/S	Description	Frequency of Monitoring	POS. Y/N
TRN331	B	as billed	O	\$ 19,750	\$ 7,733	6/3/2011			SITE ENGINEERING, INC.	S	REPAIR FENDER SYSTEM AT PIER 1 KAHULUI HARBOR, MAUI, HI, HC #30088	ONGOING	Y
TRN395	B	as billed	O	\$ 500,000	\$ 91,789	6/30/2011			WESTON SOLUTIONS, INC.	S	OAHU COMMERCIAL HARBORS SMALL MS4 PERMIT MANAGER & OTHER ENVIRONMENTAL	ONGOING	Y
TRN301	B	as billed	O	\$ 36,000	\$ 3,957	7/28/2011			KONE, INC.	S	MAINTENANCE OF ELEVATORS & ESCALATORS HONOLULU HARBOR, OAHU HI H.C.10451	ONGOING	Y
TRN301	B	as billed	O	\$ 36,000	\$ 36,000	7/28/2011			KONE, INC.	S	MAINTENANCE OF ELEVATORS & ESCALATORS HONOLULU HARBOR, OAHU HI H.C.10451	ONGOING	Y
TRN311	B	as billed	O	\$ 127,000	\$ 14,859	8/30/2011			GLOVER, JAS. W., LTD.	S	REPAIR FENDER SYSTEM AT PIER 2, HILO HARBOR, HI JOB#H.C. 50074	ONGOING	Y
TRN331	B	as billed	O	\$ 198,000	\$ 198,000	9/7/2011			WASA ELECTRICAL SERVICES, INC.	S	REPAIR LIGHT POLES AT PIER 1, KAHULUI HARBOR, MAUI, HAWAII	ONGOING	Y
TRN301	B	as billed	O	\$ 41,000	\$ 41,000	10/19/2011			ARTECH CONSTRUCTION GROUP, INC	S	REPAIR SEWER LINES AT PIERS 13&14, HONOLULU HARBOR, OAHU, HI H.C.10455.	ONGOING	Y
TRN301	B	as billed	O	\$ 194,000	\$ 26,300	3/27/2012			INTEGRATED CONSTRUCTION, INC.	S	BOLLARD REPAIRS AT PIERS 52-53, HONOLULU HARBOR, OAHU HI H.C. 10472	ONGOING	Y
TRN301	B	as billed	O	\$ 545,000	\$ 397,902	5/3/2012			IDEAL CONSTRUCTION, INC.	S	SUBSTRUCTURE AND FENDER REPAIRS AT PIER 1, HONOLULU HARBOR, OAHU, HI	ONGOING	Y
TRN361	B	as billed	O	\$ 63,500	\$ 10,006	5/3/2012			INTEGRATED CONSTRUCTION, INC.	S	REPAIR WATER LATERALS AT PIER 3, NAWILIWILI HARBOR, KAUAI, HAWAII	ONGOING	Y
TRN395	B	as billed	O	\$ 200,000	\$ 51,880	6/13/2012			MKE ASSOCIATES LLC	S	SPECIAL MAINTENANCE PROJECTS REQUIRING UNDERWATER INSPECTION/STRUCTURAL	ONGOING	Y
TRN395	B	as billed	O	\$ 78,408	\$ 12,137	6/25/2012			KAI HAWAII, INC.	S	INSTALLATION OF BREASTING BOLLARDS AT VARIOUS COMMERCIAL HARBORS,STATEWI	ONGOING	Y
TRN395	B	as billed	O	\$ 50,000	\$ 45,999	6/27/2012			ECS, INC.	S	MAINTENANCE PROJECTS REQUIRING ELECTRICAL ENGINEERING SVCS JOB#H.C.90062	ONGOING	Y
TRN395	B	as billed	O	\$ 50,000	\$ 50,000	6/27/2012			ELEMENT ENVIRONMENTAL, LLC	S	SPECIAL MAINTENANCE PROJECTS REQUIRING ENVIRONMENTAL ENGINEERING SVCS	ONGOING	Y
TRN301	B	as billed	O	\$ 48,000	\$ 5,248	8/10/2012			NATIONAL FIRE PROTECTION CO.,	S	PROVIDE FIRE SPRINKLER SYSTEM SVCS FOR HARBORS DIV FACILITIES HARBOR,	ONGOING	Y
TRN395	B	as billed	O	\$ 50,000	\$ 36,368	8/15/2012			TOWILL, R. M. CORPORATION	S	REPLACE FIRE PROTECTION LINES AT PIERS 52 & 53, HNL HBR, OAHU	ONGOING	Y
TRN395	B	as billed	O	\$ 48,000	\$ 48,000	8/15/2012			TOWILL, R. M. CORPORATION	S	REPLACE FIRE PROTECTION LINES AT PIERS 52 & 53, HNL HBR, OAHU	ONGOING	Y
TRN331	B	as billed	O	\$ 204,000	\$ 204,000	9/14/2012			MAUI MASTER BUILDERS, INC.	S	PAVEMENT REPAIRS AT PIER 1 CONTAINER YARD, KAHULUI HBR, MAUI	ONGOING	Y
TRN331	B	as billed	O	\$ 472,000	\$ 88,017	9/14/2012			SEA ENGINEERING, INC.	S	SUBSTRUCTURE & EXPANSION JOINT REPAIRS AT PIERS 1 & 3, KAHULUI HBR,	ONGOING	Y
TRN311	B	as billed	O	\$ 16,000	\$ 9,067	9/14/2012			SIMPLEXGRINNELL, LP	S	MAINTENANCE OF CREDENTIALING SYSTEM FOR HILO HBR, HI H.C. 50107	ONGOING	Y
TRN311	B	as billed	O	\$ 16,000	\$ 16,000	9/14/2012			SIMPLEXGRINNELL, LP	S	MAINTENANCE OF CREDENTIALING SYSTEM FOR HILO HBR, HI H.C. 50107	ONGOING	Y
TRN361	B	as billed	O	\$ 16,000	\$ 10,678	9/14/2012			SIMPLEXGRINNELL, LP	S	MAINTENANCE OF CREDENTIALING SYSTEM FOR NAWILIWILI HBR H.C. 70074	ONGOING	Y
TRN301	B	as billed	O	\$ 20,000	\$ 13,053	9/14/2012			SIMPLEXGRINNELL, LP	S	MAINTENANCE OF CREDENTIALING SYSTEM FOR HONOLULU HBR H.C. 10485R	ONGOING	Y
TRN301	B	as billed	O	\$ 20,000	\$ 20,000	9/14/2012			SIMPLEXGRINNELL, LP	S	MAINTENANCE OF CREDENTIALING SYSTEM FOR HONOLULU HBR H.C. 10485R	ONGOING	Y
TRN395	B	as billed	O	\$ 100,000	\$ 100,000	9/14/2012			INSYNERGY ENGINEERING, INC.	S	MAINTENANCE PROJECTS REQUIRING MECHANICAL ENGINEERING SVCS JOB#H.C.90061	ONGOING	Y
TRN301	B	as billed	O	\$ 878,000	\$ 237,287	9/18/2012			SEA ENGINEERING, INC.	S	SUBSTRUCTURE REPAIRS AT PIER 10, HNL HBR, OAHU HI	ONGOING	Y
TRN313	E	as billed	O	\$ 7,073,400	\$ 6,217,365	9/18/2012			ISEMOTO CONTRACTING CO., LTD.	S	PIER2 IMPROVEMENTS KAWAIHAE HARBOR, HAWAII HMP60903.	ONGOING	Y
TRN313	B	as billed	O	\$ 91,400	\$ 91,400	9/19/2012			ISEMOTO CONTRACTING CO., LTD.	S	REPAIR ROLL-UP DOORS AT SOUTH SHED KAWAIHAE HARBOR, HI	ONGOING	Y
TRN301	B	as billed	O	\$ 730,000	\$ 80,025	10/8/2012			ROAD BUILDERS CORPORATION	S	PAVEMENT REPAIRS AT FORT ARMSTRONG, HNL, HBR, OAHU, HI	ONGOING	Y
TRN395	B	as billed	O	\$ 350,000	\$ 350,000	10/10/2012			INTEGRATED CONSTRUCTION, INC.	S	REPLACE FIRE PROTECTION LINES AT PIERS 52 & 53, JOB#10490	ONGOING	Y
TRN395	B	as billed	O	\$ 119,000	\$ 119,000	10/10/2012			INTEGRATED CONSTRUCTION, INC.	S	REPLACE FIRE PROTECTION LINES AT PIERS 52 & 53, JOB#10490	ONGOING	Y
TRN395	B	as billed	O	\$ 434,700	\$ 434,700	10/12/2012			SITE ENGINEERING, INC.	S	REPLACEMENT OF PIER 1 BULLRAILS, KAHULUI HARBOR, MAUI, HI	ONGOING	Y
TRN395	B	as billed	O	\$ 225,841	\$ 191,434	10/17/2012			SEA ENGINEERING, INC.	S	INSTALLATION OF BREASTING BOLLARD AT PIER 1-2, HILO, HBR, HI	ONGOING	Y
TRN395	B	as billed	O	\$ 72,450	\$ 26,697	10/17/2012			SITE ENGINEERING, INC.	S	INSTALLATION OF BREASTING BOLLARD AT PIER 1-2, HNL HBR, OAHU	ONGOING	Y
TRN301	B	as billed	O	\$ 140,000	\$ 68,260	10/18/2012			SIMPLEXGRINNELL, LP	S	MAINTENANCE OF SECURITY SURVEILLANCE SYSTEM - HNL HBR, OAHU	ONGOING	Y
TRN395	B	as billed	O	\$ 167,696	\$ 167,696	10/25/2012			HAWAIIAN DREDGING CONSTRUCTION	S	INSTALLATION OF BREASTING BOLLARDS AT PIER2-NAWILIWILI HARBOR, KAUAI	ONGOING	Y
TRN395	B	as billed	O	\$ 616,350	\$ 616,350	10/31/2012			HAWAIIAN DREDGING CONSTRUCTION	S	CONSTRUCTION OF MOORING BOLLARDS AT PIERS 19-21, HONOLULU HARBOR	ONGOING	Y
TRN331	E	as billed	O	\$ 400,000	\$ 346,381	11/9/2012			EKNA SERVICES, INC.	S	PLANNING, ENVIRONMENTAL & DEVELOPMENT SVCS FOR PROPERTY ACQUISITION	ONGOING	Y
TRN313	B	as billed	O	\$ 103,000	\$ 103,000	11/27/2012			E TEN, INC.	S	REPAIR LIGHTING AT PIER 2, KAWAIHAE HARBOR, HAWAII	ONGOING	Y
TRN333	E	as billed	O	\$ 251,415	\$ 86,495	12/6/2012			HELBER, HASTERT & FEE,	S	HANA HARBOR ENVIRONMENTAL SERVICES PROJECT-HANA HARBOR, MAUI	ONGOING	Y
TRN301	E	as billed	O	\$ 6,500,000	\$ 5,585,863	12/20/2012			MOFFATT & NICHOL	S	NEW KAPALAMA CONTAINER TERMINAL, WHARF AND DREDGING PROJECT, HON, HARBOR	ONGOING	Y
TRN395	E	as billed	O	\$ 479,000	\$ 276,284	12/28/2012			TM DESIGNERS, INC.	S	PIER 2 TERMINAL IMPROVEMENTS - KAWAIHAE HARBOR, HAWAII	ONGOING	Y
TRN301	E	as billed	O	\$ 500,000	\$ 500,000	1/14/2013			ELEMENT ENVIRONMENTAL, LLC	S	ENVIRONMENTAL & DEVELOPMENT SVCS-HARBOR JOB#H.C. 10493	ONGOING	Y
TRN395	B	as billed	O	\$ 18,000	\$ 18,000	1/31/2013			BLX GROUP LLC	S	BOND ARBITRAGE REBATE CALCULATIONS OPT OPT TO EXTEND 2-12 MOS.	ONGOING	Y
TRN301	E	as billed	O	\$ 7,500,000	\$ 6,169,069	3/22/2013			TOWILL, R. M. CORPORATION	S	THE NEW KAPALAMA CONTAINER TERMINAL YARD DESIGN, HONOLULU HARBOR, OAHU	ONGOING	Y
TRN395	E	as billed	O	\$ 960,000	\$ 955,024	4/2/2013			SSFM INTERNATIONAL, INC.	S	PIERS 34/35 HONOLULU HARBOR, OAHU JOB H.C. 10368 & BILDING IMPR. AT PIER	ONGOING	Y
TRN303	E	as billed	O	\$ 2,000,000	\$ 1,510,681	3/28/2013			GROUP 70 INTERNATIONAL, INC.	S	KALAELOA BARBERS POINT HARBOR PLANNING, ENVIRONMENTAL & DEVELOPMENT SVCS	ONGOING	Y
TRN301	B	as billed	O	\$ 1,135,000	\$ 1,135,000	4/8/2013			IDEAL CONSTRUCTION, INC.	S	SUBSTRUCTURE REPAIRS AT PIER 1, HONOLULU HARBOR JOB#H.C.10506.	ONGOING	Y
TRN395	B	as billed	O	\$ 546,000	\$ 318,500	5/1/2013			GMR, LLC	S	PROVIDING PROPERTY MANAGEMENT SVCS FOR THE REAL PROPERTY KNOWN AS	ONGOING	Y
TRN301	B	as billed	O	\$ 320,000	\$ 320,000	5/21/2013			ROAD BUILDERS CORPORATION	S	FY13 ONE-YR MAINTENANCE CONTRACT FOR PAVEMENT REPAIRS AT HORIZON LINES	ONGOING	Y

Department of Transportation - Harbors Division
Contract Costs

Table 20

Prog ID	MOF	Amount	(M/A/O)	Max Value	Outstanding Balance	Date Executed	From (A)	To (B)	Organization	E/L/P/C/ G/S	Description	Frequency of Monitoring	POS. Y/N
TRN301	B	as billed	O	\$ 81,300	\$ 81,300	6/10/2013			COMMERCIAL SHEETMETAL CO., INC	S	REPAIR GUTTERS AT PIER 19 SHED, HONOLULU HBR, OAHU, HI	ONGOING	Y
TRN313	B	as billed	O	\$ 243,000	\$ 243,000	6/17/2013			GRACE PACIFIC LLC	S	CONTRACT IS TO DO PAVEMENT REPAIRS AT PIER 2A AT KAWIHAE HARBOR, HAWAII	ONGOING	Y
TRN361	B	as billed	O	\$ 395,000	\$ 395,000	6/21/2013			R. ELECTRIC INC.	S	THE CONTRACT IS TO REPAIR LIGHTING AT PIER 3 AT NAWILIWILI HAR ON	ONGOING	Y
TRN395	B	as billed	O	\$ 260,000	\$ 246,155	6/25/2013			EORLD ENTERPRISE SOLUTIONS,	S	COMPREHENSIVE INFORMATION DATABASE SYSTEM MAINTENANCE HARBORS	ONGOING	Y
TRN301	B	as billed	O	\$ 706,000	\$ 41,342	6/26/2013			ROAD BUILDERS CORPORATION	S	FY13 ONE-YEAR MAINTENANCE CONTRACT FOR PAVEMENT REPAIRS AT MATSON	ONGOING	Y
TRN311	B	as billed	O	\$ 416,000	\$ 416,000	6/28/2013			HAWAIIAN DREDGING CONSTRUCTION	S	SUSTRUCTURE & SEWERLINE REPAIRS AT PIERS 1-2, HILO HARBOR, H.C.50112	ONGOING	Y
TRN303	B	as billed	O	\$ 165,800	\$ 165,800	7/1/2013			COMMERCIAL SHELIVING INC	S	REPAIR ROLL-UP DOORS AT PIER SHED, KALAELOA BARBERS POINT HARBOR, OAHU,	ONGOING	Y
TRN395	B	as billed	O	\$ 400,000	\$ 400,000	7/1/2013			ENVIROSERVICES & TRAINING	S	STATEWIDE ENVIRONMENTAL ENGINEERING SVCS & SUPPORT JOB#H.C.90070	ONGOING	Y
TRN311	B	as billed	O	\$ 17,000	\$ 17,000	7/23/2013			CLOSE CONSTRUCTION, INC.	S	DEMOLISH PARKING SHELTER AT HILO HARBOR JOB#H.C.50115	ONGOING	Y
TRN301	B	as billed	O	\$ 652,000	\$ 652,000	7/23/2013			HAWAIIAN DREDGING CONSTRUCTION	S	SUBSTRUCTURE AND HATCH REPAIRS AT PIER 23 HONOLULU HARBOR JOB#H.C. 10516	ONGOING	Y
TRN301	B	as billed	O	\$ 306,000	\$ 306,000	7/23/2013			HAWAIIAN DREDGING CONSTRUCTION	S	STRUCTURAL REPAIRS AT PIER 27 HONOLULU HARBOR JOB#H.C. 10528	ONGOING	Y
TRN301	B	as billed	O	\$ 311,000	\$ 311,000	7/24/2013			INTEGRATED CONSTRUCTION, INC.	S	SUBSTRUCTURE & HATCH REPAIRS AT PIERS 31-33 HONOLULU HARBOR	ONGOING	Y
TRN395	E	as billed	O	\$ 1,750,000	\$ 1,750,000	8/8/2013			SEGAWA, WESLEY R. AND	S	CONSTRUCTION MANAGEMENT SERVICES FOR PIER 4 INTER-ISLAND CARGO TERMINAL,	ONGOING	Y
TRN331	B	as billed	O	\$ 586,000	\$ 586,000	8/19/2013			ABHE & SVOBODA, INC.	S	SUBSTRUCTURE REPAIRS AT PIER 2, KAHULUI HARBOR, MAUI	ONGOING	Y
TRN331	B	as billed	O	\$ 142,200	\$ 142,200	8/19/2013			ABHE & SVOBODA, INC.	S	REPAIR FENDER SYSTEM AT PIER 1, KAHULUI HARBOR, MAUI	ONGOING	Y
TRN331	B	as billed	O	\$ 166,500	\$ 166,500	8/20/2013			MAUI KUPONO BUILDERS, LLC.	S	SUBSTRUCTURE REPAIRS AT PIER 2, KAHULUI HARBOR, MAUI	ONGOING	Y
TRN301	B	as billed	O	\$ 223,500	\$ 223,500	8/20/2013			ROAD BUILDERS CORPORATION	S	PAVEMENT REPAIRS AT FORT ARMSTRONG, HONOLULU HARBOR, OAHU	ONGOING	Y
TRN331	B	as billed	O	\$ 137,500	\$ 137,500	8/20/2013			SHIROMA, M., PAINTING CO., INC	S	REPAINT LIGHT POLES AT PIER 1 AND AUTO STORAGE YARD, KAHULUI HARBOR, MAU	ONGOING	Y
TRN395	B	as billed	O	\$ 590,000	\$ 67,992	9/9/2013			ARCHITECTS PACIFIC, INC.	S	RELOCATE MAUI DISTRICT OFFICE TO THE OLD KAHULUI RAILROAD BLDG ETC	ONGOING	Y
TRN361	B	as billed	O	\$ 56,900	\$ 56,900	9/12/2013			KA'IWA CONSTRUCTION, INC.	S	REPAIRS AT JETTY RD NAWILIWILI HARBOR, KAUAI JOB#H.C.70080	ONGOING	Y
TRN303	B	as billed	O	\$ 216,000	\$ 216,000	9/16/2013			BCP CONSTRUCTION OF HAWAII,	S	CONCRETE REPAIRS AT PIERS 5-6, KALAELOA BARBERS POINT HARBOR	ONGOING	Y
TRN301	B	as billed	O	\$ 311,300	\$ 311,300	9/16/2013			CERTIFIED CONSTRUCTION, INC.	S	ROOF REPAIRS AT MATSON CFS SHED, HONOLULU HAR JOB#H.C.10504.	ONGOING	Y
TRN301	B	as billed	O	\$ 745,000	\$ 745,000	9/16/2013			HAWAIIAN DREDGING CONSTRUCTION	S	SHEET PILE & FENDER REPAIRS AT PIER 39B HONOLULU HAR. JOB#H.C.10508	ONGOING	Y
TRN313	B	as billed	O	\$ 60,500	\$ 60,500	9/16/2013			ISEMOTO CONTRACTING CO., LTD.	S	REPAINT SOUTH SHED, KAWAHAE HARBOR, HI JOB#H.C.50114	ONGOING	Y
TRN301	B	as billed	O	\$ 298,825	\$ 298,825	9/16/2013			HT&T HAWAII LLC	G	FURNISHING ONE (1) STREET SWEEPER HONOLULU HARBOR HAR-O-04-13	ONGOING	N
TRN395	B	as billed	O	\$ 300,000	\$ 300,000	9/17/2013			MKE ASSOCIATES LLC	S	SPECIAL MAINTENANCE PROJECTS REQUIRING UNDERWATER INSPECTION/STRUCTURAL	ONGOING	Y
TRN363	B	as billed	O	\$ 250,000	\$ 250,000	9/17/2013			JENNINGS PACIFIC LLC	S	REPAIR ROOF MONITOR & STANCHIONS AT PORT ALLEN PIER, PORT ALLEN KAUAI	ONGOING	Y
TRN395	B	as billed	O	\$ 50,000	\$ 50,000	9/30/2013			CONTROLPOINT SURVEYING, INC.	S	MAINTENANCE PROJECT REQUIRING SURVEYING SERVICES, STATEWIDE	ONGOING	Y
TRN331	B	as billed	O	\$ 53,300	\$ 53,300	10/8/2013			NATIONAL FIRE PROTECTION CO.,	S	REPAIR FIRE RISER AT MAINTENANCE SHOP BUILDING, KAHULUI HBR, MAUI	ONGOING	Y
TRN301	B	as billed	O	\$ 941,000	\$ 941,000	10/11/2013			SEA ENGINEERING, INC.	S	SUBSTRUCTURE & WATERLINE REPAIRS AT PIERS 8-10, HNL HBR, OAHU	ONGOING	Y
TRN395	E	as billed	O	\$ 200,000	\$ 200,000	10/14/2013			AECOM TECHNICAL SERVICES, INC.	S	CONSTRUCTION MANAGEMENT SERVICES FOR THE DEMOLITION OF STRUCTURES AT	ONGOING	Y
TRN395	E	as billed	O	\$ 550,000	\$ 550,000	10/14/2013			AECOM TECHNICAL SERVICES, INC.	S	CONSTRUCTION MANAGEMENT SERVICES FOR THE DEMOLITION OF STRUCTURES AT	ONGOING	Y
TRN361	B	as billed	O	\$ 21,000	\$ 21,000	10/22/2013			EARTHWORKS PACIFIC, INC.	S	PAVEMENT REPAIRS AT PIER 2, NAWILIWILI HARBOR, KAUAI	ONGOING	Y
TRN301	B	as billed	O	\$ 182,000	\$ 182,000	10/23/2013			KE NUI CONSTRUCTION LLC	S	EXPANSION JOINT REPAIRS AT PIER 39, HONOLULU HARBOR, OAHU, HC 10525,	ONGOING	Y
TRN311	E	as billed	O	\$ 3,583,650	\$ 3,583,650	10/25/2013			HAWAIIAN DREDGING CONSTRUCTION	S	KUMAU STREET ENTRANCE IMPROVEMENTS AT PIER 4 INTER-ISLAND CARGO TERMINAL	ONGOING	Y
TRN301	B	as billed	O	\$ 526,000	\$ 526,000	10/31/2013			ABHE & SVOBODA, INC.	S	ELECTRICAL & STRUCTURAL REPAIRS AT PIER 37 HONOLULU HARBOR, OAHU	ONGOING	Y
TRN395	E	as billed	O	\$ 1,000,000	\$ 1,000,000	11/1/2013			YOGI KWONG ENGINEERS, LLC	S	CONSTRUCTION MANAGEMENT SERVICES FOR PIERS 12 AND 15 IMPROVEMENTS AT	ONGOING	Y
TRN361	B	as billed	O	\$ 296,500	\$ 296,500	11/5/2013			GLOVER, JAS. W., LTD.	S	PAVEMENT REPAIRS AT PIER3, NAWILIWILI HARBOR, KAUAI JOB#H.C.70071R.	ONGOING	Y
TRN331	B	as billed	O	\$ 120,724	\$ 120,724	11/18/2013			HT&T HAWAII LLC	G	FURNISHING & DELIVERING OA A SIXTEEN FOOT FLATBED DUMP TRUCK, GVWR25500L	ONGOING	N
NOTE:													
TERM OF CONTRACT - (A) & (B)													
INFORMATION NOT REFLECTED IN THE DAGS SYSTEM DATAMART REPORTS OBTAINED FROM FAMIS/DATAMART.													

Department of Transportation - Harbors Division
 Capital Improvements Program Requests

Table 21

<u>Prog ID</u>	<u>Prog ID</u> <u>Priority</u>	<u>Dept- Wide Priority</u>	<u>Project Title</u>	<u>MOF</u>	<u>FY14 \$\$\$</u>	<u>FY15 \$\$\$</u>
TRN 311	9	9	Hilo Harbor Modifications, Hawaii	B		\$ 425,000

Department of Transportation - Harbors Division
 Capital Improvements Program Lapses

Table 22

<u>Prog ID</u>	<u>Act/Year of Appropriation</u>	<u>Project Title</u>	<u>MOF</u>	<u>Amount \$\$\$\$</u>	<u>Reason</u>
		None			

Department of Transportation - Harbors Division
Division Resources

Table 23

<u>Division</u>	<u>Associated Program IDs</u>					
Harbors Division	TRN 301/CC	Honolulu Harbor				
Harbors Division	TRN 303/CC	Kalaeloa Barbers Point Harbor				
Harbors Division	TRN 311/CD	Hilo Harbor				
Harbors Division	TRN 313/CD	Kawaihae Harbor				
Harbors Division	TRN 331/CF	Kahului Harbor				
Harbors Division	TRN 333/CF	Hana Harbor				
Harbors Division	TRN 341/CF	Kaunakakai Harbor				
Harbors Division	TRN 351/CF	Kaumalapau Harbor				
Harbors Division	TRN 361/CG	Nawiliwili Harbor				
Harbors Division	TRN 363/CG	Port Allen Harbor				
Harbors Division	TRN 395/CB	Harbors Administration				

Department of Transportation - Harbors Division
Organizational Charts

Table 24

<u>Year of Change</u> FY14/FY15	<u>Page</u> Number	<u>Description of Change</u>
FY15	7	Planning Section proposed reorganization to create a Short-Range Planning Unit for implementation of a GIS to address Consent Decree requirements subject to approval of positions in the Supplemental Budget Request
FY15	7	Environmental Section proposed reorganization to include new position to address Consent Decree requirements subject to approval of position in the Supplemental Budget Request
FY15	4	Property Management Section proposed reorganization to include new positions to address Consent Decree requirements subject to approval of positions in the Supplemental Budget Request

**DEPARTMENT OF TRANSPORTATION
HIGHWAYS DIVISION**

LAND TRANSPORTATION FACILITIES AND SERVICES

I. MISSION STATEMENT

To provide a safe, efficient, and accessible highway system through the utilization of available resources in the maintenance, enhancement and support of land transportation facilities that ensures the mobility of people and goods, and enhances and/or preserves economic prosperity and the quality of life.

II. ECONOMIC & FISCAL CONDITIONS

Actual revenues collected and deposited into the State Highway Fund may vary from projections due to fluctuating economic conditions, changes by the Legislature in the laws governing the pledged user taxes and other variables affecting revenues. FY 2013 revenues collected had increased by \$23.58 million (10.0%) from FY 2012, which was primarily due to an increase vehicle weight tax, vehicle registration fees, and rental car surcharge collections. Future revenues collected for the State Highway Fund are projected to grow at an average of approximately one percent (1.1%).

The economic and fiscal condition continues to have an impact on our division's operations and the delivery of our services.

The future revenue growth for the State Highway Fund is projected to be relatively flat. Existing motor vehicle fuel taxes will become a less effective way to fund public highways in the future because new vehicles will offer greater fuel-efficiencies and operate with alternative fuel sources. Additionally, State wide fuel consumption will not grow in proportion to costs of highway maintenance and will not reflect public demand for highway improvements.

Special Maintenance Program (SMP): Due to revenue limitations in recent years, the division has had to fund the special maintenance program at levels below those needed to adequately support system preservation. Also due to the escalating cost of asphalt concrete, the division has had to scale back on the size of projects as well as having to defer projects to later years to maintain budget limitations. These reductions in project limits (size) and deferral of necessary work creates a backlog of projects that still needs to be implemented to achieve an adequate system that is in a state of good repair. Once achieved, it will further take approximately \$86 million in SMP funding annually to maintain such a system of good repair.

The SMP budget is \$80.94 million in FY 2014 and FY 2015. The SMP budget is based on

the current economic conditions and the estimated collection of State Highway Fund Revenues.

The current highways resurfacing projects include the following:

On Oahu:

1. Kamehameha Highway Resurfacing, Ka Uka Blvd to Waihau – Advertised December 2013;
2. Kalanianaʻole Highway Resurfacing, West Hind Drive to Hanauma Bay Road – To be awarded early 2014;
3. Pali Highway Resurfacing, Castle Junction to Waokanaka – To be advertised in the summer of 2015;
4. Kahuapaani Street Resurfacing – Construction is on-going;
5. Kaneohe Bay Drive Rehabilitation, Kamehameha Highway to Nanamoana Street – Construction is on-going;
6. Interstate Route H-1 Rehabilitation, Middle Street to Vicinity of Ward Avenue – Construction is on-going;
7. Vineyard Boulevard Resurfacing, Vicinity of Palama Street to End of H-1 On- and Off-Ramps – Construction to begin early 2014;

On Hawaii:

1. Mamalahoa Highway Resurfacing, Makalei to Palani Road Junction – Expected to be complete by early 2014;

On Maui:

1. Kahekili Highway Resurfacing, Honokohau to Papanahoa – Construction is on-going;
2. Honoapiilani Highway Pavement Preventive Maintenance, Kaanapali Parkway to Honokowai – Construction to begin in early 2014;
3. Kuihelani and Honoapiilani Highway Pavement Preventive Maintenance, Puunene Avenue to Honoapiilani Highway and Kuihelani Highway to Kapoli – Construction is on-going;
4. North Kihei Road Resurfacing, Honoapiilani Highway to Piilani Highway – Construction to begin in early 2014;
5. Haleakala Highway Resurfacing, Pukalani Junction to Five Trees – Construction is on-going;

On Molokai:

1. Maunaloa Highway Resurfacing, Mahana to Maunaloa Village – Construction to begin in 2014;

On Kauai:

1. Kuhio Highway Resurfacing, Temporary Bypass Road to Waikaea Bridge – Construction is on-going;
2. Kapule Highway Resurfacing, Ahukini Road to Kuhio Highway (white topping) -

- Construction has been completed;
3. Restriping of Kaumualii Highway from the Pacific Missile Range Facility to Maluhia Road - Construction is on-going;
 4. Nawiliwili Road Improvements, Vicinity of Kahili Mountain Pass to Eleele Road – To be awarded in early 2014;
 5. Ahukini Road Resurfacing, Kuhio Highway to Kapule Highway – Construction to begin in early 2014.

CIP: Changes in the State's economic climate have not significantly revised our Highways Division CIP program. Because most CIP projects are funded with revenue bonds, economic conditions do not immediately affect the program, still targeting \$40 million per year in revenue bonds on average. The division continues to leverage Federal monies with State funds at the same matching rates as in the past. Reasonable bids continue to be received due to a fair level of competition, which allows the Department to continue to put out projects in order to pursue its goal of providing a safe, efficient, and accessible highway system through projects such as the following which have been recently bid, begun, or completed:

On Oahu:

1. Kapolei Interchange, Phase 2 – Estimated to be advertised for construction in fiscal year 2015;
2. Farrington Highway Intersection Improvements at Nanakuli Avenue & Haleakala Avenue – Bids were opened in November, 2013.
3. H-1 Rehabilitation, Middle Street to the Vicinity of Ward Avenue – Construction awarded in July, 2013;
4. H-1, Airport Viaduct Improvements – Construction awarded in September, 2013.
5. H-3 Safety Improvements, Kamehameha Highway Off-ramp to KMCAS – Bids were opened in November, 2013.

On Hawaii:

1. Keaau-Paho Road Shoulder Lane Conversion – Construction was authorized to begin in July, 2013;
2. Umauma Stream Bridge Rehabilitation – Construction was authorized to begin in July, 2013;
3. Hawaii Belt Road Safety Improvements, Laupahoehoe & Kaawalii Gulches – Construction was authorized to begin in November, 2013;

On Maui:

1. Lahaina Bypass (Phase 1B-1: Lahainaluna Road to Hokioko Road) – Construction significantly completed;
2. Kahului Airport Access Road – Construction was authorized to begin in November, 2013;
3. Iao Stream Bridge Rehabilitation – Construction awarded in April, 2013.

On Molokai:

1. Kawela Stream Bridge Replacement – Construction to be completed in January, 2014;
2. Kamehameha V Highway Drainage Improvements, Vicinity of Mohala Street to the Vicinity of Oki Place – Construction award is currently processing.

On Kauai:

1. Kaunualii Highway Widening (Phase 1A, Part 2: Lihue Mill Bridge to Rice Street) – Anticipated construction completion is September 2014;
2. Kuhio Highway Intersection Improvements at KCCC and Wailua Golf Course – Anticipated completion date is June 2014;
3. Nawiliwili Road Improvements, Kaunualii Highway to Kanani Street – Construction award processing.

III. FEDERAL FUNDS

Federal funding for the highways program is provided by Federal Appropriation Acts. The most recent act, Moving Ahead for Progress in the 21st Century Act, or MAP-21 provides funding for Federal Fiscal Years 2013 and 2014. Funding for the highways program is generated from dedicated revenue sources in the form of: fuel tax, tire sales, truck and trailer sales, and heavy vehicle use taxes; all paid into the Federal Highway Trust fund for disbursement to the States. However, due to declining vehicle miles traveled, more fuel efficient vehicles and other factors, this has negatively affected revenue into the Federal Highway Trust Fund, which in turn required periodic transfers of Federal General Funds into the Federal Highway Trust Fund in the past to keep it solvent.

The Federal Budget Control Act sequestration order on April 10, 2013 negatively impacts Hawaii's 2014 apportionment by a net reduction of \$2,449,950 in Federal funds. However despite this reduction of new funds this Federal Fiscal year, this reduction of funds will have a very negligible effect to our operations. Although Federal funds are provided to the states such as Hawaii, congress controls spending by distributing Obligation Authority, the authority to spend Federal funds to the states. The Obligation Authority provided is always less than the total amount of funds provided. The anticipated amount of FHWA funds to Hawaii this year is \$163,244,192 and the Obligation Authority is \$145,291,755.

As noted above, there is a *potential* for some impact to the Federal Highway Trust Fund in Federal Fiscal Year 2014 dependent on different variables. These are: revenue collected into the trust fund; spending levels from the trust fund by the State of Hawaii, other states and federal agencies; and transferred amounts of Federal General Funds into the trust fund.

In the event the State of Hawaii and Federal Highway Administration Hawaii Division is advised of reduced anticipated apportionments from the Federal Highway Trust Fund, dependent on the projected shortfalls, new projects or undertakings will be either cancelled or postponed. If further actions are required, projects undergoing awards will be cancelled. Finally if additional actions are required after expending the previous two options, scaling back or cancellation of ongoing projects at a logical stage will be considered.

IV. BUDGET REQUESTS

Methodology/Approach to FY15 Supplemental Budget

O&M: The Highways Division assessed its operations and maintenance needs, and determined its priority based on the following:

- The Highways operations and maintenance budget is fiscally constrained by the revenues generated and deposited into the state highway fund and eligible program federal funds.
- Program funding priority is given to current level of services which includes debt service; central services surcharge payments; personnel costs; and reoccurring operational expenses.
- Program expansion is prioritized based on health and safety needs, preserving existing highways capital improvements and facilities, and activities that provide program efficiency.

CIP: The Highways Division CIP program includes projects from numerous programs and plans throughout the Division. These projects are programmed in accordance with the various divisional programs' priorities; planning implementations according to need and project development estimates, while taking into consideration funding limitations. Initial prioritization follows current Division guidelines, which grants highest priority to safety and system preservation improvements, followed by capacity and congestion mitigation projects, and lastly, enhancement and "other" provisions. Requests for funding for ongoing projects and programs are given higher priority to minimize project cost increases due to delays caused by funding shortfalls, as well as to bring those projects to completion in the order of their program's priorities.

Significant Adjustments

The Highways Division has included the following budget adjustments:

Debt Service (FY 15: \$1,498,454 (B)) Additional funds for the payment of outstanding and to be issued bonds for the Highways Division. The bonds include General Obligation and Reimbursable, and Highways Revenue Bonds. Bonds are used to fund

Highways Capital Improvement projects.

Aliiimoku Hale restroom rehabilitation special repair and maintenance funding (FY 15: \$1,000,000(B)) Rehabilitation of restrooms at Aliiimoku Hale is needed because of the generally unsanitary condition of bathrooms that are over 50 years old. Toilets have been out of service for months because of the difficulty in finding parts. The peeling paint, the rusted partitions, the missing tiles, and the tarnished mirrors all contribute to the unsanitary state which raises health and safety concerns for its occupants. Rehabilitation will include replacement of bathroom fixtures, replacement of partitions, replacement of tile, replacement of mirrors, painting of walls and ceilings, and conforming to ADA standards.

Bridge Maintenance Worker Supervisor I TRN 531/DF Maui District (Maui Office) (FY 15: \$39,578(B) 1.00 FTE) The Maui Highways Bridge Maintenance Unit has been working without a supervisor since the Supervisor I position was abolished in July 2004. This crew performs bridge maintenance and related work through out Maui District and lacks a properly graded and fully authorized supervisor. The role of the supervisor is to ensure safety, productivity, environmental and cultural compliance, train employees, rate employees develop a budget for the unit and ensure overall performance. This is the only crew in Maui District without a supervisor. Currently, the crew is led by a defacto leader, a working foreman (Bridge Maintenance Worker II). As a working foreman, the employee should be working along side the other crew members and should not be their immediate supervisor. Operation inefficiency is an issue as the responsibilities such as planning, evaluations, organizing and managing the crew is passed on to the Highway Construction Maintenance Supt. VI. Due to the Highway Construction Maintenance Supt VI work responsibilities, he is unable to directly supervise and be with the crew at all times. Disciplinary action is difficult to manage as there is no direct supervisor of crew members in the field.

Department of Transportation - Highways Division
 Prioritized List of Functions

Table 1

Priority	Description of Function	Activities	Prog ID(s)	Statutory Reference
1	Operating and maintaining highways facilities	Accidents per 100 million miles	TRN 501,	26-19 HRS
		Fatal accidents per billion vehicle miles	TRN 511,	
		No. highway locations where congestion exists-peak	TRN 531,	
			TRN 561	
2	Establish, maintain, and administer the state highway safety program and related activities	# motor vehicle fatalities/10,000 motor vehicles	TRN 597	286 HRS
		# motor vehicle injuries/10,000 motor vehicles		
		# motor vehicle accidents/10,000 motor vehicles		
3	Provide guidance, support and funding for the operations and maintenance of the state highways facilities	Average number of working days to process permit applications	TRN 595	
		% of late interest payments to total payments		
		Debt service costs to total O&M expenditures		

Department of Transportation - Highways Division
Department Totals

Table 2

Fiscal Year 2014				
Act 134/13 Appropriation	Restriction	Emergency Appropriations	Total FY14	MOF
			\$ -	A
\$ 272,603,959			\$ 272,603,959	B
\$ 13,464,952			\$ 13,464,952	N
			\$ -	T
			\$ -	U
			\$ -	V
			\$ -	W
			\$ -	X
\$ 871,139			\$ 871,139	P
\$ 286,940,050	\$ -	\$ -	\$ 286,940,050	Total
Fiscal Year 2015				
Act 134/13 Appropriation	Reductions	Additions	Total FY15	MOF
			\$ -	A
\$ 273,400,603		\$ 2,538,032	\$ 275,938,635	B
\$ 12,599,452			\$ 12,599,452	N
			\$ -	T
			\$ -	U
			\$ -	V
			\$ -	W
			\$ -	X
\$ 871,139			\$ 871,139	P
\$ 286,871,194	\$ -	\$ 2,538,032.00	\$ 289,409,226	Total

Department of Transportation - Highways Division
 Program ID Totals

Table 3

Prog ID	Program Title	MOF	As appropriated by Act 134/13 (FY14)			Governor's Submittal (FY15)			Percent Change of \$\$\$\$
			Pos (P)	Pos (T)	\$\$\$	Pos (P)	Pos (T)	\$\$\$	
TRN 501/DC	Oahu Highways	B	224.00	-	\$ 100,989,427	224.00	-	\$ 101,009,053	0%
TRN 501/DC	Oahu Highways	N	-	-	\$ 3,100,000	-	-	\$ 3,100,000	0%
TRN 511/DD	Hawaii Highways	B	124.00	-	\$ 27,921,711	124.00	-	\$ 27,921,711	0%
TRN 531/DF	Maui Highways - Maui Office	B	65.00	-	\$ 25,062,869	66.00	-	\$ 19,024,316	-24%
TRN 531/DM	Maui Highways - Molokai Office	B	12.00	-	\$ 4,518,999	12.00	-	\$ 10,002,863	121%
TRN 531/DL	Maui Highways - Lanai Office	B	4.00	1.00	\$ 462,376	4.00	1.00	\$ 713,643	54%
TRN 561/DG	Kauai Highways	B	51.00	-	\$ 17,751,786	51.00	-	\$ 17,846,977	1%
TRN 595/DB	Highways Administration	B	87.00	-	\$ 85,489,148	87.00	-	\$ 89,012,429	4%
TRN 595/DB	Highways Administration	N	-	1.00	\$ 5,272,500	-	1.00	\$ 4,407,000	-16%
TRN 595/DB	Highways Administration	P	-	-	\$ 30,000	-	-	\$ 30,000	0%
TRN 597/AB	Highways Safety	B	35.20	-	\$ 10,407,643	35.20	-	\$ 10,407,643	0%
TRN 597/AB	Highways Safety	N	6.00	-	\$ 5,092,452	6.00	-	\$ 5,092,452	0%
TRN 597/AB	Highways Safety	P	0.80	-	\$ 841,139	0.80	-	\$ 841,139	0%

Department of Transportation - Highways Division
Budget Request Decisions

Table 4

Prog ID	Description of Request	MOF	Initial Department Request			Initial Budget & Finance Recommendation			Governor's Final Decision		
			Pos (P)	Pos (T)	\$\$\$	Pos (P)	Pos (T)	\$\$\$	Pos (P)	Pos (T)	\$\$\$
TRN 531/DF	Personal Services Bridge Maintenance Worker Supervisor I	B	1.00	-	\$ 39,578	1.00	-	\$ 39,578	1.00	-	\$ 39,578
TRN 595/DB	Funding for payment of Debt Service	B	-	-	\$ 1,498,454	-	-	\$ 1,498,454	-	-	\$ 1,498,454
TRN 595/DB	Funding for repair of restroom facilities in the Aliiaimoku Hale	B	-	-	\$ 1,000,000	-	-	\$ 1,000,000	-	-	\$ 1,000,000
TRN 595/DB	Highways New Financial Accounting System (FAST)	B	-	-	\$ -	-	-	\$ 1,000,000	-	-	\$ -
TRN 597/AB	New Electronic Vehicle Safety Inspection Program Training	B	-	-	\$ -	-	-	\$ 50,000	-	-	\$ -

Department of Transportation - Highways Division
Proposed Budget Reductions

Table 5

<u>Prog ID</u>	<u>Description of Reduction</u>	<u>Impact of Reduction</u>	<u>MOF</u>	<u>Pos (P)</u>	<u>Pos (T)</u>	<u>\$\$\$</u>	<u>Carry-over?</u> <u>(Y/N)</u>
none							

Department of Transportation - Highways Division
Proposed Budget Additions

Table 6

<u>Prog ID</u>	<u>Request Category</u>	<u>Prog ID Priority</u>	<u>Dept- Wide Priority</u>	<u>Description of Addition</u>	<u>Justification</u>	<u>MOF</u>	<u>Pos (P)</u>	<u>Pos (T)</u>	<u>\$\$\$</u>
TRN 595/DB	FE	1	1	Funding for payment of Debt Service	Additional funds for the payment of outstanding and to be issued bonds for the Highway Division. The bonds include General Obligation Reimbursable and Highways Revenue Bonds.	B	-	-	\$ 1,498,454
TRN 595/DB	HS	2	2	Funding for repair of restroom facilities in the Aliiimoku Hale	Rehabilitation of restrooms at Aliiimoku Hale is needed because of the generally unsanitary condition of bathrooms that are over 50 years old. Toilets have been out of service for month because of the difficulty in finding parts. The peeling paint, the rusted partitions, the missing tiles, and the tarnished mirrors all contribute to the unsanitary state which raises health and safety concerns for it's occupants.	B	-	-	\$ 1,000,000
TRN 531/DF	O	1	3	Personal Services Bridge Maintenance Worker Supervisor I	The HWY-MM (Maui Highways) Bridge Maintenance Unit has been working without a supervisor since the Supervisor I position was abolished in July 2004. This crew performs bridge maintenance and related work all over Maui District and lacks a properly graded and fully authorized supervisor. The role of the supervisor is to ensure safety, productivity, environmental and cultural compliance, train employees, rate employees develop a budget for the unit and ensure overall performance. Currently, the crew is led by a defacto leader, a working foreman (Bridge Maintenance Worker II). As a working foreman, the employee should be working along side the other crew members and should not be their immediate supervisor. The responsibilities such as planning, evaluations, organizing and managing the crew is passed on to the Highway Construction Maintenance Supt. VI. Due to the Highway Construction Maintenance Supt VI work responsibilities, he is unable directly supervise and be with the crew at all times. Disciplinary action is difficult to manage as there is no direct	B	1.00	-	\$ 39,578

Department of Transportaion - Highways Division
 Current Year (FY14) Restrictions

Table 7

<u>Prog ID</u>	<u>MOF</u>	<u>Restriction \$\$\$</u>	<u>Percent of Act 134/13 Prog ID Appropriation</u>	<u>Impact</u>
none				

Department of Transportation - Highways Division
Emergency Appropriation Requests

Table 8

<u>Prog ID</u>	<u>Description of Request</u>	<u>Explanation of Request</u>	<u>MOF</u>	<u>Pos (P)</u>	<u>Pos (T)</u>	<u>\$\$\$</u>
none						

Department of Transportation - Highways Division
Expenditures Exceeding the Appropriation

Table 9

<u>Prog ID</u>	<u>MOF</u>	<u>Date</u>	<u>Appropriation</u>	<u>Amount Exceeding Appropriation</u>	<u>Percent Exceeded</u>	<u>Reason for Exceeding Ceiling</u>	<u>Legal Authority</u>	<u>Recurring (Y/N)</u>	<u>GF Impact (Y/N)</u>
none									

Department of Transportation - Highways Division
 Intradepartmental Transfers

Table 10

<u>Actual or Anticipated Date of Transfer</u>	<u>MOF</u>	<u>Pos (P)</u>	<u>Pos (T)</u>	<u>\$\$\$</u>	<u>From Prog ID</u>	<u>Percent of Program ID Appropriation Transferred From</u>	<u>To Prog ID</u>	<u>Percent of Receiving Program ID Appropriation</u>	<u>Reason for Transfer</u>	<u>Recurring (Y/N)</u>
4/19/2013	B	-	-	\$ 225,075	TRN 595/DB	1.2%	TRN 561/DG	0.3%	Lihue Gateway irrigation and landscaping services	N
10/29/2013	B	-	-	\$ 150,000	TRN 531/DF	0.5%	TRN 595/DB	1.4%	Aliiimoku Hale fire alarm and security system upgrades	N

Department of Transportation - Highways Division
Federal Awards

Table 11

<u>State</u> <u>Expending</u> <u>Agency</u>	<u>Program ID</u>	<u>Award</u> <u>Number</u>	<u>CFDA Number</u>	<u>Award Description</u>	<u>Awarding</u> <u>Federal</u> <u>Agency</u>	<u>Award Amount</u>	<u>Award Amount</u> <u>Allocated to the</u> <u>Pgm ID in</u> <u>Column B</u>	<u>State</u> <u>Appropriation</u> <u>Symbol</u>	<u>Contact Name</u>	<u>Contact</u> <u>Phone</u>	<u>Contact Email</u>
D (TRN)	501/DC	100	20.205	HON STATE - RTE 72: KAL HWY, E. HALEMAUMAU TO KEAHOLE, ROW	FHWA	10,621,483.45	10,621,483.45	various	Kam Kin Sin, Scot Urada	587-2226, 587-2222	kam.kin.sin@hawaii.gov, scot.t.urada@hawaii.gov
D (TRN)	501/DC	100	20.205	RTE 72 AINAKOA AVE TO HAWAII KAI DR, PE	FHWA	6,650,977.33	6,650,977.33	various	Kam Kin Sin, Scot Urada	587-2226, 587-2222	kam.kin.sin@hawaii.gov, scot.t.urada@hawaii.gov
D (TRN)	501/DC	100	20.205	RTE 83 HALEMANO-WAILUA JCT TO HALEIWA BEACH, PE	FHWA	1,564,344.26	1,564,344.26	various	Kam Kin Sin, Scot Urada	587-2226, 587-2222	kam.kin.sin@hawaii.gov, scot.t.urada@hawaii.gov
D (TRN)	501/DC	100	20.205	RTE 92 NIMITZ HWY MIDDLE ST TO PIER 18, PE	FHWA	324,012.00	324,012.00	various	Kam Kin Sin, Scot Urada	587-2226, 587-2222	kam.kin.sin@hawaii.gov, scot.t.urada@hawaii.gov
D (TRN)	501/DC	100	20.205	RTE: HELEMANO-WAIALUA JCT TO HALEIWA BEACH, ROW FOR 2-LANE HWY	FHWA	2,193,573.96	2,193,573.96	various	Kam Kin Sin, Scot Urada	587-2226, 587-2222	kam.kin.sin@hawaii.gov, scot.t.urada@hawaii.gov
D (TRN)	501/DC	120	20.205	RTE 83 HALEMANO-WAILUA JCT TO HALEIWA BEACH, PE	FHWA	327,583.74	327,583.74	various	Kam Kin Sin, Scot Urada	587-2226, 587-2222	kam.kin.sin@hawaii.gov, scot.t.urada@hawaii.gov
D (TRN)	501/DC	320	20.205	RTE 72 AINAKOA AVE TO HAWAII KAI DR, PE	FHWA	1,295,015.67	1,295,015.67	various	Kam Kin Sin, Scot Urada	587-2226, 587-2222	kam.kin.sin@hawaii.gov, scot.t.urada@hawaii.gov
D (TRN)	501/DC	420	20.205	HON STATE - INTERSTATE RTE H-1, ADDN & MOD OF FREEWAY ACCESS, PALAILAI INTERCHG TO MAKAKILO INTERCHG, (KAPOLEI INTERCHG COMP) PH 1	FHWA	379,554.68	379,554.68	various	Kam Kin Sin, Scot Urada	587-2226, 587-2222	kam.kin.sin@hawaii.gov, scot.t.urada@hawaii.gov
D (TRN)	501/DC	420	20.205	HON STATE - RTE H 3 KOOLAU RANGE TO HALEKOU I.C., PE WATER QUALITY STUDIES (PE)	FHWA	5,745,524.81	5,745,524.81	various	Kam Kin Sin, Scot Urada	587-2226, 587-2222	kam.kin.sin@hawaii.gov, scot.t.urada@hawaii.gov
D (TRN)	501/DC	420	20.205	HON STATE - RTE H3 HALAWA I C TO HALEKOU, PE FOR I.C. & DES MGMT	FHWA	24,912,050.00	24,912,050.00	various	Kam Kin Sin, Scot Urada	587-2226, 587-2222	kam.kin.sin@hawaii.gov, scot.t.urada@hawaii.gov
D (TRN)	501/DC	420	20.205	HON STATE - RTE H-3: HALAWA QUARRY VIADUCT - MAKAI SEC, CON FOR HWY VIADUCT	FHWA	11,669,116.00	11,669,116.00	various	Kam Kin Sin, Scot Urada	587-2226, 587-2222	kam.kin.sin@hawaii.gov, scot.t.urada@hawaii.gov
D (TRN)	501/DC	420	20.205	INTERSTATE ROUTE H-3, INTERSTATE CONSTRUCTION FINISHING AND WESTBOUND, KAONOHI ST TO PEARL CITY OFF-RAMP (UNIT VIII)	FHWA	79,200.00	79,200.00	various	Kam Kin Sin, Scot Urada	587-2226, 587-2222	kam.kin.sin@hawaii.gov, scot.t.urada@hawaii.gov
D (TRN)	501/DC	420	20.205	RET H-3: N. HALAWA VALLEY VIADUCT, PE FOR 4-LN DIV VIADUCTS	FHWA	6,513,979.88	6,513,979.88	various	Kam Kin Sin, Scot Urada	587-2226, 587-2222	kam.kin.sin@hawaii.gov, scot.t.urada@hawaii.gov
D (TRN)	501/DC	420	20.205	ROUTE H-3 : KANEOHE I. C., CON INTERSTATE HIGHWAY	FHWA	38,294,042.16	38,294,042.16	various	Kam Kin Sin, Scot Urada	587-2226, 587-2222	kam.kin.sin@hawaii.gov, scot.t.urada@hawaii.gov
D (TRN)	501/DC	420	20.205	RT H-3 NORTH HALAWA VALLEY VIADUCT, CON OF INTERSTATE HIGHWAY	FHWA	104,773,320.90	104,773,320.90	various	Kam Kin Sin, Scot Urada	587-2226, 587-2222	kam.kin.sin@hawaii.gov, scot.t.urada@hawaii.gov
D (TRN)	501/DC	420	20.205	RTE H3 HALAWA IC TO KOOLAU RANGE, ROW FOR 4 LANE FRWY	FHWA	8,824,500.00	8,824,500.00	various	Kam Kin Sin, Scot Urada	587-2226, 587-2222	kam.kin.sin@hawaii.gov, scot.t.urada@hawaii.gov
D (TRN)	501/DC	420	20.205	RTE H-3 KOOLAU RANGE TO HALEKOU IC, ROW FOR 4 LANE FRWY	FHWA	14,538,000.00	14,538,000.00	various	Kam Kin Sin, Scot Urada	587-2226, 587-2222	kam.kin.sin@hawaii.gov, scot.t.urada@hawaii.gov

Department of Transportation - Highways Division
Federal Awards

Table 11

<u>State</u> <u>Expending</u> <u>Agency</u>	<u>Program ID</u>	<u>Award</u> <u>Number</u>	<u>CFDA Number</u>	<u>Award Description</u>	<u>Awarding</u> <u>Federal</u> <u>Agency</u>	<u>Award Amount</u>	<u>Award Amount</u> <u>Allocated to the</u> <u>Pgm ID in</u> <u>Column B</u>	<u>State</u> <u>Appropriation</u> <u>Symbol</u>	<u>Contact Name</u>	<u>Contact</u> <u>Phone</u>	<u>Contact Email</u>
D (TRN)	501/DC	420	20.205	RTE H-3, TRANS-KOOLAU TUNNEL, PE FOR 4-LN DIV TWIN BORE TUNNEL	FHWA	11,533,005.70	11,533,005.70	various	Kam Kin Sin, Scot Urada	587-2226, 587-2222	kam.kin.sin@hawaii.gov, scot.t.urada@hawaii.gov
D (TRN)	501/DC	420	20.205	RTE H-3: ANIMAL QUARAN STA RELOC, PE FOR QUARAN STA RELOC	FHWA	20,809,084.87	20,809,084.87	various	Kam Kin Sin, Scot Urada	587-2226, 587-2222	kam.kin.sin@hawaii.gov, scot.t.urada@hawaii.gov
D (TRN)	501/DC	420	20.205	RTE H-3: HAIKU VALLEY, CON FOR 2-LN BRIDGES	FHWA	9,737,995.47	9,737,995.47	various	Kam Kin Sin, Scot Urada	587-2226, 587-2222	kam.kin.sin@hawaii.gov, scot.t.urada@hawaii.gov
D (TRN)	501/DC	420	20.205	RTE H-3: HALAWA QUARRY VIADUCT - MAUKA SEC. , CON FOR VIADUCT	FHWA	17,641,289.00	17,641,289.00	various	Kam Kin Sin, Scot Urada	587-2226, 587-2222	kam.kin.sin@hawaii.gov, scot.t.urada@hawaii.gov
D (TRN)	501/DC	420	20.205	RTE H-3: HALAWA QUARRY VIADUCT, PE FOR 4-LN RDWY AND VIADUCT	FHWA	1,823,503.11	1,823,503.11	various	Kam Kin Sin, Scot Urada	587-2226, 587-2222	kam.kin.sin@hawaii.gov, scot.t.urada@hawaii.gov
D (TRN)	501/DC	420	20.205	RTE H-3: HOSP RK TUNNEL & KANEOHE I.C., PE FOR 4-LN DIV TUNNEL & I.C.	FHWA	4,208,000.00	4,208,000.00	various	Kam Kin Sin, Scot Urada	587-2226, 587-2222	kam.kin.sin@hawaii.gov, scot.t.urada@hawaii.gov
D (TRN)	501/DC	420	20.205	RTE H-3: HOSPITAL ROCK TUNNEL, CON FOR INTERSTATE HWY & TUNNEL	FHWA	19,862,000.00	19,862,000.00	various	Kam Kin Sin, Scot Urada	587-2226, 587-2222	kam.kin.sin@hawaii.gov, scot.t.urada@hawaii.gov
D (TRN)	501/DC	420	20.205	RTE H-3: TRANS-KOOLAU TUNNEL, CON FOR VENTILATION SYSTEM	FHWA	17,617,540.00	17,617,540.00	various	Kam Kin Sin, Scot Urada	587-2226, 587-2222	kam.kin.sin@hawaii.gov, scot.t.urada@hawaii.gov
D (TRN)	501/DC	420	20.205	RTE H-3: TRANS-KOOLAU TUNNEL, HALAWA DR., TUNNEL CONSTRUCTION	FHWA	817	817	various	Kam Kin Sin, Scot Urada	587-2226, 587-2222	kam.kin.sin@hawaii.gov, scot.t.urada@hawaii.gov
D (TRN)	501/DC	420	20.205	RTE H-3: TRANS-KOOLAU TUNNEL, TUNNEL CONSTRUCTION	FHWA	20,938,873.00	20,938,873.00	various	Kam Kin Sin, Scot Urada	587-2226, 587-2222	kam.kin.sin@hawaii.gov, scot.t.urada@hawaii.gov
D (TRN)	501/DC	420	20.205	RTE H-3: WINDWARD VIADUCT, CON FOR TWIN VIADUCT STRUCTURES	FHWA	142,623,743.00	142,623,743.00	various	Kam Kin Sin, Scot Urada	587-2226, 587-2222	kam.kin.sin@hawaii.gov, scot.t.urada@hawaii.gov
D (TRN)	501/DC	420	20.205	RTE H-3: WINDWARD VIADUCT, PE FOR 4-LN VIADUCT	FHWA	3,410,216.15	3,410,216.15	various	Kam Kin Sin, Scot Urada	587-2226, 587-2222	kam.kin.sin@hawaii.gov, scot.t.urada@hawaii.gov
D (TRN)	501/DC	440	20.205	INTERSTATE ROUTE H-3, INTERSTATE CONSTRUCTION FINISHING AND WESTBOUND, KAONOHI ST TO PEARL CITY OFF-RAMP (UNIT VIII)	FHWA	3,710,297.19	3,710,297.19	various	Kam Kin Sin, Scot Urada	587-2226, 587-2222	kam.kin.sin@hawaii.gov, scot.t.urada@hawaii.gov
D (TRN)	501/DC	440	20.205	ROUTES H-1, H-2 AND OTHERS, PE FOR TRAFFIC MANAGEMENT SYSTEM	FHWA	3,317,400.01	3,317,400.01	various	Kam Kin Sin, Scot Urada	587-2226, 587-2222	kam.kin.sin@hawaii.gov, scot.t.urada@hawaii.gov
D (TRN)	501/DC	540	20.205	HON STATE - RT H-3: N. HALAWA VALLEY UN I PH 1A, CON 4-LANE DIVIDED FREEWAY	FHWA	24,099,178.00	24,099,178.00	various	Kam Kin Sin, Scot Urada	587-2226, 587-2222	kam.kin.sin@hawaii.gov, scot.t.urada@hawaii.gov
D (TRN)	501/DC	540	20.205	HON STATE - RTE H 3 KOOLAU RANGE TO HALEKOU I.C., PE WATER QUALITY STUDIES (PE)	FHWA	2,432,000.00	2,432,000.00	various	Kam Kin Sin, Scot Urada	587-2226, 587-2222	kam.kin.sin@hawaii.gov, scot.t.urada@hawaii.gov

Department of Transportation - Highways Division
Federal Awards

Table 11

<u>State</u> <u>Expending</u> <u>Agency</u>	<u>Program ID</u>	<u>Award</u> <u>Number</u>	<u>CFDA Number</u>	<u>Award Description</u>	<u>Awarding</u> <u>Federal</u> <u>Agency</u>	<u>Award Amount</u>	<u>Award Amount</u> <u>Allocated to the</u> <u>Pgm ID in</u> <u>Column B</u>	<u>State</u> <u>Appropriation</u> <u>Symbol</u>	<u>Contact Name</u>	<u>Contact</u> <u>Phone</u>	<u>Contact Email</u>
D (TRN)	501/DC	540	20.205	HON STATE - RTE H3 HALAWA I C TO HALEKOU, PE FOR I.C. & DES MGMT	FHWA	22,066,666.72	22,066,666.72	various	Kam Kin Sin, Scot Urada	587-2226, 587-2222	kam.kin.sin@hawaii.gov, scot.t.urada@hawaii.gov
D (TRN)	501/DC	540	20.205	INTERSTATE ROUTE H-3, INTERSTATE CONSTRUCTION FINISHING AND WESTBOUND, KAONOHI ST TO PEARL CITY OFF-RAMP (UNIT VIII)	FHWA	149,838,998.12	149,838,998.12	various	Kam Kin Sin, Scot Urada	587-2226, 587-2222	kam.kin.sin@hawaii.gov, scot.t.urada@hawaii.gov
D (TRN)	501/DC	540	20.205	ROUTE H-3 : KANEOHE I. C., CON INTERSTATE HIGHWAY	FHWA	39,797,464.24	39,797,464.24	various	Kam Kin Sin, Scot Urada	587-2226, 587-2222	kam.kin.sin@hawaii.gov, scot.t.urada@hawaii.gov
D (TRN)	501/DC	540	20.205	RT H-3 NORTH HALAWA VALLEY VIADUCT, CON OF INTERSTATE HIGHWAY	FHWA	47,758,588.00	47,758,588.00	various	Kam Kin Sin, Scot Urada	587-2226, 587-2222	kam.kin.sin@hawaii.gov, scot.t.urada@hawaii.gov
D (TRN)	501/DC	540	20.205	RT H-3: HALAWA I.C. UPGRADE, CON FOR INTERCHANGE	FHWA	8,349,851.00	8,349,851.00	various	Kam Kin Sin, Scot Urada	587-2226, 587-2222	kam.kin.sin@hawaii.gov, scot.t.urada@hawaii.gov
D (TRN)	501/DC	540	20.205	RT H-3: HALAWA JAIL ACCESS ROAD, CONSTRUCTION OF ACCESS ROAD	FHWA	1,988,489.00	1,988,489.00	various	Kam Kin Sin, Scot Urada	587-2226, 587-2222	kam.kin.sin@hawaii.gov, scot.t.urada@hawaii.gov
D (TRN)	501/DC	540	20.205	RT H-3: N HALAWA VALLEY HWY UNIT I PH 1B, CON FOR 4-LANE DIVIDED HWY	FHWA	95,291,716.00	95,291,716.00	various	Kam Kin Sin, Scot Urada	587-2226, 587-2222	kam.kin.sin@hawaii.gov, scot.t.urada@hawaii.gov
D (TRN)	501/DC	540	20.205	RT H-3: N HALAWA VALLEY HWY UNIT II, CONSTRUCT PORTION OF ROUTE H-3	FHWA	47,824,155.00	47,824,155.00	various	Kam Kin Sin, Scot Urada	587-2226, 587-2222	kam.kin.sin@hawaii.gov, scot.t.urada@hawaii.gov
D (TRN)	501/DC	540	20.205	RTE H3 HALAWA IC TO KOOLAU RANGE, ROW FOR 4 LANE FRWY	FHWA	3,520,000.00	3,520,000.00	various	Kam Kin Sin, Scot Urada	587-2226, 587-2222	kam.kin.sin@hawaii.gov, scot.t.urada@hawaii.gov
D (TRN)	501/DC	540	20.205	RTE H-3 KOOLAU RANGE TO HALEKOU IC, ROW FOR 4 LANE FRWY	FHWA	6,550,000.00	6,550,000.00	various	Kam Kin Sin, Scot Urada	587-2226, 587-2222	kam.kin.sin@hawaii.gov, scot.t.urada@hawaii.gov
D (TRN)	501/DC	540	20.205	RTE H-3, TRANS-KOOLAU TUNNEL, PE FOR 4-LN DIV TWIN BORE TUNNEL	FHWA	9,603,000.00	9,603,000.00	various	Kam Kin Sin, Scot Urada	587-2226, 587-2222	kam.kin.sin@hawaii.gov, scot.t.urada@hawaii.gov
D (TRN)	501/DC	540	20.205	RTE H-3: HOSP RK TUNNEL & KANEOHE I.C., PE FOR 4-LN DIV TUNNEL & I.C.	FHWA	6,800,000.00	6,800,000.00	various	Kam Kin Sin, Scot Urada	587-2226, 587-2222	kam.kin.sin@hawaii.gov, scot.t.urada@hawaii.gov
D (TRN)	501/DC	540	20.205	RTE H-3: TRANS-KOOLAU TUNNEL, CON FOR VENTILATION SYSTEM	FHWA	1,199,000.00	1,199,000.00	various	Kam Kin Sin, Scot Urada	587-2226, 587-2222	kam.kin.sin@hawaii.gov, scot.t.urada@hawaii.gov
D (TRN)	501/DC	540	20.205	RTE H-3: TRANS-KOOLAU TUNNEL, HALAWA DR., TUNNEL CONSTRUCTION	FHWA	101,620,821.00	101,620,821.00	various	Kam Kin Sin, Scot Urada	587-2226, 587-2222	kam.kin.sin@hawaii.gov, scot.t.urada@hawaii.gov
D (TRN)	501/DC	540	20.205	RTE H-3: TRANS-KOOLAU TUNNEL, TUNNEL CONSTRUCTION	FHWA	88,534,000.00	88,534,000.00	various	Kam Kin Sin, Scot Urada	587-2226, 587-2222	kam.kin.sin@hawaii.gov, scot.t.urada@hawaii.gov
D (TRN)	501/DC	730	20.205	RTE 72 AINAKOA AVE TO HAWAII KAI DR, PE	FHWA	55,726.76	55,726.76	various	Kam Kin Sin, Scot Urada	587-2226, 587-2222	kam.kin.sin@hawaii.gov, scot.t.urada@hawaii.gov
D (TRN)	501/DC	750	20.205	RTE 72 AINAKOA AVE TO HAWAII KAI DR, PE	FHWA	0.36	0.36	various	Kam Kin Sin, Scot Urada	587-2226, 587-2222	kam.kin.sin@hawaii.gov, scot.t.urada@hawaii.gov
D (TRN)	501/DC	820	20.205	HON STATE - FY 2009 OMPO OVERALL WORK PROGRAM	FHWA	1.24	1.24	various	Kam Kin Sin, Scot Urada	587-2226, 587-2222	kam.kin.sin@hawaii.gov, scot.t.urada@hawaii.gov

Department of Transportation - Highways Division
Federal Awards

Table 11

<u>State</u> <u>Expending</u> <u>Agency</u>	<u>Program ID</u>	<u>Award</u> <u>Number</u>	<u>CFDA Number</u>	<u>Award Description</u>	<u>Awarding</u> <u>Federal</u> <u>Agency</u>	<u>Award Amount</u>	<u>Award Amount</u> <u>Allocated to the</u> <u>Pgm ID in</u> <u>Column B</u>	<u>State</u> <u>Appropriation</u> <u>Symbol</u>	<u>Contact Name</u>	<u>Contact</u> <u>Phone</u>	<u>Contact Email</u>
D (TRN)	501/DC	1180	20.205	KAMEHAMEHA HIGHWAY AT HALAWA STREAM, CON FOR BRIDGE REPLACEMENT	FHWA	1,821,391.00	1,821,391.00	various	Kam Kin Sin, Scot Urada	587-2226, 587-2222	kam.kin.sin@hawaii.gov, scot.t.urada@hawaii.gov
D (TRN)	501/DC	1180	20.205	KAMEHAMEHA HWY @ WAIHOLE, PE & CON FOR BRIDGE REPLACEMENT	FHWA	346,400.00	346,400.00	various	Kam Kin Sin, Scot Urada	587-2226, 587-2222	kam.kin.sin@hawaii.gov, scot.t.urada@hawaii.gov
D (TRN)	501/DC	1180	20.205	VARIOUS BRIDGES ON OAHU, PE FOR SEISMIC RETROFIT	FHWA	1,558,140.00	1,558,140.00	various	Kam Kin Sin, Scot Urada	587-2226, 587-2222	kam.kin.sin@hawaii.gov, scot.t.urada@hawaii.gov
D (TRN)	501/DC	3080	20.205	KAMEHAMEHA HWY AT LEILEHUA GOLF COURSE ROAD , CON FOR INTS'N IMPRVMTS/TRAFFIC SIG	FHWA	1,225,445.00	1,225,445.00	various	Kam Kin Sin, Scot Urada	587-2226, 587-2222	kam.kin.sin@hawaii.gov, scot.t.urada@hawaii.gov
D (TRN)	501/DC	3090	20.205	KAMEHAMEHA HWY AT LEILEHUA GOLF COURSE ROAD , CON FOR INTS'N IMPRVMTS/TRAFFIC SIG	FHWA	735,267.00	735,267.00	various	Kam Kin Sin, Scot Urada	587-2226, 587-2222	kam.kin.sin@hawaii.gov, scot.t.urada@hawaii.gov
D (TRN)	501/DC	3150	20.205	HON STATE - INTERSTATE ROUTE H-1, H-2 & H-201, DESTINATION SIGN UPGRADE/REPLACEMENT (P,C)	FHWA	1,181,239.35	1,181,239.35	various	Kam Kin Sin, Scot Urada	587-2226, 587-2222	kam.kin.sin@hawaii.gov, scot.t.urada@hawaii.gov
D (TRN)	501/DC	3150	20.205	HON STATE - INTERSTATE RTE H-1, PM CONTRAFLOW LANE, PHASE 2, VICINITY OF RADFORD DRIVE TO WAIAWA INTERCHANGE (PE, DES-BLD)	FHWA	2,007,000.00	2,007,000.00	various	Kam Kin Sin, Scot Urada	587-2226, 587-2222	kam.kin.sin@hawaii.gov, scot.t.urada@hawaii.gov
D (TRN)	501/DC	3150	20.205	HON STATE - ROUTE H-1 PUNAHOU STREET OFF-RAMP, ROW & CON FOR WIDENING OFF-RAMP	FHWA	2,939,474.00	2,939,474.00	various	Kam Kin Sin, Scot Urada	587-2226, 587-2222	kam.kin.sin@hawaii.gov, scot.t.urada@hawaii.gov
D (TRN)	501/DC	3150	20.205	KAHEKILI HIGHWAY, INTERSECTION IMPROVEMENTS, VICINITY OF HUI IWA STREET (CON)	FHWA	2,853,833.00	2,853,833.00	various	Kam Kin Sin, Scot Urada	587-2226, 587-2222	kam.kin.sin@hawaii.gov, scot.t.urada@hawaii.gov
D (TRN)	501/DC	3150	20.205	RT 83 KAM HWY, KAAAWA, PUNALUU & HAUULA, PE,ROW,CON FOR SHORELINE REVETMENT	FHWA	628,539.00	628,539.00	various	Kam Kin Sin, Scot Urada	587-2226, 587-2222	kam.kin.sin@hawaii.gov, scot.t.urada@hawaii.gov
D (TRN)	501/DC	3150	20.205	RTE: HELEMANO-WAIALUA JCT TO HALEIWA BEACH, ROW FOR 2-LANE HWY	FHWA	812,226.04	812,226.04	various	Kam Kin Sin, Scot Urada	587-2226, 587-2222	kam.kin.sin@hawaii.gov, scot.t.urada@hawaii.gov
D (TRN)	501/DC	3150	20.205	TRAFFIC MANAGEMENT SYSTEM CCTV PHASE 1 (H-1, H-3 AND H-201) (CON)	FHWA	303,830.00	303,830.00	various	Kam Kin Sin, Scot Urada	587-2226, 587-2222	kam.kin.sin@hawaii.gov, scot.t.urada@hawaii.gov
D (TRN)	501/DC	3200	20.205	KAMEHAMEHA HWY AT LEILEHUA GOLF COURSE ROAD , CON FOR INTS'N IMPRVMTS/TRAFFIC SIG	FHWA	249,708.00	249,708.00	various	Kam Kin Sin, Scot Urada	587-2226, 587-2222	kam.kin.sin@hawaii.gov, scot.t.urada@hawaii.gov

Department of Transportation - Highways Division
Federal Awards

Table 11

<u>State</u> <u>Expending</u> <u>Agency</u>	<u>Program ID</u>	<u>Award</u> <u>Number</u>	<u>CFDA Number</u>	<u>Award Description</u>	<u>Awarding</u> <u>Federal</u> <u>Agency</u>	<u>Award Amount</u>	<u>Award Amount</u> <u>Allocated to the</u> <u>Pgm ID in</u> <u>Column B</u>	<u>State</u> <u>Appropriation</u> <u>Symbol</u>	<u>Contact Name</u>	<u>Contact</u> <u>Phone</u>	<u>Contact Email</u>
D (TRN)	501/DC	3670	20.205	MOANALUA FREEWAY RESURFACING, HALAWA INTERCHANGE TO KAHAIKI (MIDDLE STREET) INTERCHANGE;CON FOR RESURFACING	FHWA	5,852,571.00	5,852,571.00	various	Kam Kin Sin, Scot Urada	587-2226, 587-2222	kam.kin.sin@hawaii.gov, scot.t.urada@hawaii.gov
D (TRN)	501/DC	4260	20.205	HON STATE - FARRINGTON HIGHWAY, NANAKULI TO MAKAHA, PE & CON FOR SAFETY IMPROVEMENTS	FHWA	993,500.00	993,500.00	various	Kam Kin Sin, Scot Urada	587-2226, 587-2222	kam.kin.sin@hawaii.gov, scot.t.urada@hawaii.gov
D (TRN)	501/DC	04M0	20.205	HON STATE - INTERSTATE ROUTE H-1, H-2 & H-201, DESTINATION SIGN UPGRADE/REPLACEMENT (P,C)	FHWA	189,000.00	189,000.00	various	Kam Kin Sin, Scot Urada	587-2226, 587-2222	kam.kin.sin@hawaii.gov, scot.t.urada@hawaii.gov
D (TRN)	501/DC	04M0	20.205	HON STATE - ROUTE H-1 PUNAHOU STREET OFF-RAMP, ROW & CON FOR WIDENING OFF-RAMP	FHWA	130,500.00	130,500.00	various	Kam Kin Sin, Scot Urada	587-2226, 587-2222	kam.kin.sin@hawaii.gov, scot.t.urada@hawaii.gov
D (TRN)	501/DC	04M0	20.205	ROUTES H-1, H-2 AND OTHERS, PE FOR TRAFFIC MANAGEMENT SYSTEM	FHWA	2,706,200.37	2,706,200.37	various	Kam Kin Sin, Scot Urada	587-2226, 587-2222	kam.kin.sin@hawaii.gov, scot.t.urada@hawaii.gov
D (TRN)	501/DC	04M0	20.205	RT H-1 VIC PUNCHBOWL ST OR TO KAPIOLANI I.C. , CON FOR RESURFACING	FHWA	9,000,000.00	9,000,000.00	various	Kam Kin Sin, Scot Urada	587-2226, 587-2222	kam.kin.sin@hawaii.gov, scot.t.urada@hawaii.gov
D (TRN)	501/DC	33B0	20.205	ALA WAI CANAL, PE FOR PLANNING & ENHANCEMENT	FHWA	511,200.00	511,200.00	various	Kam Kin Sin, Scot Urada	587-2226, 587-2222	kam.kin.sin@hawaii.gov, scot.t.urada@hawaii.gov
D (TRN)	501/DC	33B0	20.205	KALANIANAOLE HIGHWAY, KA IWI PARK; ROW/CON FOR SCENIC SHORELINE	FHWA	4,952,800.00	4,952,800.00	various	Kam Kin Sin, Scot Urada	587-2226, 587-2222	kam.kin.sin@hawaii.gov, scot.t.urada@hawaii.gov
D (TRN)	501/DC	33B0	20.205	LEEWARD BIKEWAY, WAIPAHU DEPOT ROAD TO LUALUALEI (P, R)	FHWA	606,805.00	606,805.00	various	Kam Kin Sin, Scot Urada	587-2226, 587-2222	kam.kin.sin@hawaii.gov, scot.t.urada@hawaii.gov
D (TRN)	501/DC	33D0	20.205	FARRINGTON HWY, FT WEAVER RD TO KAPOLEI GOLF, PE FOR HIGHWAY WIDENING	FHWA	512,000.00	512,000.00	various	Kam Kin Sin, Scot Urada	587-2226, 587-2222	kam.kin.sin@hawaii.gov, scot.t.urada@hawaii.gov
D (TRN)	501/DC	33D0	20.205	FORT WEAVER ROAD WIDENING, VICINITY OF AAWA DRIVE TO GEIGER ROAD	FHWA	13,219,996.78	13,219,996.78	various	Kam Kin Sin, Scot Urada	587-2226, 587-2222	kam.kin.sin@hawaii.gov, scot.t.urada@hawaii.gov
D (TRN)	501/DC	33D0	20.205	HON STATE - FARRINGTON HIGHWAY, NANAKULI TO MAKAHA, PE & CON FOR SAFETY IMPROVEMENTS	FHWA	908,572.00	908,572.00	various	Kam Kin Sin, Scot Urada	587-2226, 587-2222	kam.kin.sin@hawaii.gov, scot.t.urada@hawaii.gov
D (TRN)	501/DC	33D0	20.205	HON STATE - KALANIANAOLE HWY, INOAOLE STREAM BRIDGE, PE/ROW/CON FOR BRIDGE REPLACEMENT	FHWA	356,000.00	356,000.00	various	Kam Kin Sin, Scot Urada	587-2226, 587-2222	kam.kin.sin@hawaii.gov, scot.t.urada@hawaii.gov
D (TRN)	501/DC	33D0	20.205	HON STATE - RTE 72: KAL HWY, E. HALEMAUMAU TO KEAHOLE, ROW	FHWA	2,097,250.35	2,097,250.35	various	Kam Kin Sin, Scot Urada	587-2226, 587-2222	kam.kin.sin@hawaii.gov, scot.t.urada@hawaii.gov

Department of Transportation - Highways Division
Federal Awards

Table 11

<u>State</u> <u>Expending</u> <u>Agency</u>	<u>Program ID</u>	<u>Award</u> <u>Number</u>	<u>CFDA Number</u>	<u>Award Description</u>	<u>Awarding</u> <u>Federal</u> <u>Agency</u>	<u>Award Amount</u>	<u>Award Amount</u> <u>Allocated to the</u> <u>Pgm ID in</u> <u>Column B</u>	<u>State</u> <u>Appropriation</u> <u>Symbol</u>	<u>Contact Name</u>	<u>Contact</u> <u>Phone</u>	<u>Contact Email</u>
D (TRN)	501/DC	33D0	20.205	PUJLOA RD, KAM HWY TO SALT LAKE BLVD., PE, ROW & CON FOR ROADWAY WIDENING	FHWA	252,720.00	252,720.00	various	Kam Kin Sin, Scot Urada	587-2226, 587-2222	kam.kin.sin@hawaii.gov, scot.t.urada@hawaii.gov
D (TRN)	501/DC	33D0	20.205	RT 750 KUNIA RD, COUNTRY CLUB/KUNIA GATE, RESURFACING & DRAINAGE	FHWA	1,171,387.51	1,171,387.51	various	Kam Kin Sin, Scot Urada	587-2226, 587-2222	kam.kin.sin@hawaii.gov, scot.t.urada@hawaii.gov
D (TRN)	501/DC	33D0	20.205	VARIOUS LOCATIONS ON OAHU; CON FOR PEDESTRIAN FACILITIES AND ADA COMPLIANCE	FHWA	240,000.00	240,000.00	various	Kam Kin Sin, Scot Urada	587-2226, 587-2222	kam.kin.sin@hawaii.gov, scot.t.urada@hawaii.gov
D (TRN)	501/DC	33D0	20.205	VARIOUS LOCATIONS ON OAHU; CON FOR PEDESTRIAN FACILITIES AND ADA COMPLIANCE	FHWA	240,000.00	240,000.00	various	Kam Kin Sin, Scot Urada	587-2226, 587-2222	kam.kin.sin@hawaii.gov, scot.t.urada@hawaii.gov
D (TRN)	501/DC	33D0	20.205	VARIOUS LOCATIONS ON OAHU; CON FOR PEDESTRIAN FACILITIES AND ADA COMPLIANCE	FHWA	344,000.00	344,000.00	various	Kam Kin Sin, Scot Urada	587-2226, 587-2222	kam.kin.sin@hawaii.gov, scot.t.urada@hawaii.gov
D (TRN)	501/DC	33P0	20.205	VARIOUS LOCATIONS ON OAHU, PE/CON FOR GUARDRAIL/SHLDR IMPRVMTS	FHWA	384,000.00	384,000.00	various	Kam Kin Sin, Scot Urada	587-2226, 587-2222	kam.kin.sin@hawaii.gov, scot.t.urada@hawaii.gov
D (TRN)	501/DC	45A0	20.205	KAMEHAMEHA HWY, VICINITY OF KAHUKU HOSPITAL & AT KII BRIDGE; PE & CON FOR DRAINAGE IMPRVMTS & BR REPLACEMENT	FHWA	4,989,000.00	4,989,000.00	various	Kam Kin Sin, Scot Urada	587-2226, 587-2222	kam.kin.sin@hawaii.gov, scot.t.urada@hawaii.gov
D (TRN)	501/DC	4L30	20.205	HON STATE - FY 2011 OMPO OVERALL WORK PROGRAM	FHWA	49,445.61	49,445.61	various	Kam Kin Sin, Scot Urada	587-2226, 587-2222	kam.kin.sin@hawaii.gov, scot.t.urada@hawaii.gov
D (TRN)	501/DC	77H0	20.205	HON STATE - INTERSTATE RTE H-1, ADDN & MOD OF FREEWAY ACCESS, PALAILAI INTERCHG TO MAKAKILO INTERCHG, (KAPOLEI INTERCHG COMP) PH 1	FHWA	2,980,157.00	2,980,157.00	various	Kam Kin Sin, Scot Urada	587-2226, 587-2222	kam.kin.sin@hawaii.gov, scot.t.urada@hawaii.gov
D (TRN)	501/DC	C230	20.205	H-1 CONCRETE PAVEMENT PRESERVATION DOWEL RETROFIT, M.P. 2.40 - M.P. 3.46 AND M.P. 24.90 - M.P. 26.40	FHWA	5,600,000.00	5,600,000.00	various	Kam Kin Sin, Scot Urada	587-2226, 587-2222	kam.kin.sin@hawaii.gov, scot.t.urada@hawaii.gov
D (TRN)	501/DC	C230	20.205	INTERSTATE ROUTE H-3 AT MOKAPU INTERCHANGE; PE & CON FOR SEISMIC RETROFIT OF BRIDGE	FHWA	393,000.00	393,000.00	various	Kam Kin Sin, Scot Urada	587-2226, 587-2222	kam.kin.sin@hawaii.gov, scot.t.urada@hawaii.gov
D (TRN)	501/DC	C240	20.205	H-1 CONCRETE PAVEMENT PRESERVATION DOWEL RETROFIT, M.P. 2.40 - M.P. 3.46 AND M.P. 24.90 - M.P. 26.40	FHWA	750,000.00	750,000.00	various	Kam Kin Sin, Scot Urada	587-2226, 587-2222	kam.kin.sin@hawaii.gov, scot.t.urada@hawaii.gov

Department of Transportation - Highways Division
Federal Awards

Table 11

<u>State</u> <u>Expending</u> <u>Agency</u>	<u>Program ID</u>	<u>Award</u> <u>Number</u>	<u>CFDA Number</u>	<u>Award Description</u>	<u>Awarding</u> <u>Federal</u> <u>Agency</u>	<u>Award Amount</u>	<u>Award Amount</u> <u>Allocated to the</u> <u>Pgm ID in</u> <u>Column B</u>	<u>State</u> <u>Appropriation</u> <u>Symbol</u>	<u>Contact Name</u>	<u>Contact</u> <u>Phone</u>	<u>Contact Email</u>
D (TRN)	501/DC	H010	20.205	FREEWAY MANAGEMENT SYSTEM PHASE 1B: TRAVELER INFORMATION SYSTEM, UNIT 4B, DYNAMIC MESSAGE SIGN INSTALLATION (CON)	FHWA	846,149.60	846,149.60	various	Kam Kin Sin, Scot Urada	587-2226, 587-2222	kam.kin.sin@hawaii.gov, scot.t.urada@hawaii.gov
D (TRN)	501/DC	H010	20.205	FREEWAY MANAGEMENT SYSTEM, PHASE 1B: TRAVELER INFORMATION SYSTEM UNIT 1, FREEWAY DATA COLLECTION SYSTEM (CON)	FHWA	656,000.00	656,000.00	various	Kam Kin Sin, Scot Urada	587-2226, 587-2222	kam.kin.sin@hawaii.gov, scot.t.urada@hawaii.gov
D (TRN)	501/DC	H010	20.205	FREEWAY MANAGEMENT SYSTEM, PHASE 1B: TRAVELER INFORMATION SYSTEM UNIT 2, ITS TECHNOLOGY PROCUREMENT (CON)	FHWA	766,941.20	766,941.20	various	Kam Kin Sin, Scot Urada	587-2226, 587-2222	kam.kin.sin@hawaii.gov, scot.t.urada@hawaii.gov
D (TRN)	501/DC	H010	20.205	FREEWAY MANAGEMENT SYSTEM, PHASE 1B: TRAVELER INFORMATION SYSTEM, UNIT 4A, INTERACTIVE VOICE RECOGNITION SYSTEM (CON)	FHWA	1,133,560.00	1,133,560.00	various	Kam Kin Sin, Scot Urada	587-2226, 587-2222	kam.kin.sin@hawaii.gov, scot.t.urada@hawaii.gov
D (TRN)	501/DC	H010	20.205	HON STATE - FREEWAY MANAGEMENT SYSTEM, PHASE 1B, TRAFFIC OPERATIONS CENTER, UNIT 5A, VIDEOWALL	FHWA	472,411.61	472,411.61	various	Kam Kin Sin, Scot Urada	587-2226, 587-2222	kam.kin.sin@hawaii.gov, scot.t.urada@hawaii.gov
D (TRN)	501/DC	H010	20.205	HON STATE - INTERSTATE ROUTE H-1 INSTALLATION OF ACCESS CONTROL, MAKAKILO INTERCHANGE TO VICINITY OF H-1/H-2 INTERCHANGE (C)	FHWA	990,000.00	990,000.00	various	Kam Kin Sin, Scot Urada	587-2226, 587-2222	kam.kin.sin@hawaii.gov, scot.t.urada@hawaii.gov
D (TRN)	501/DC	H010	20.205	HON STATE - INTERSTATE ROUTE H-1, H-2 & H-201, DESTINATION SIGN UPGRADE/REPLACEMENT (P,C)	FHWA	71,723.23	71,723.23	various	Kam Kin Sin, Scot Urada	587-2226, 587-2222	kam.kin.sin@hawaii.gov, scot.t.urada@hawaii.gov
D (TRN)	501/DC	H010	20.205	HON STATE - INTERSTATE RTE H-1, ADDN & MOD OF FREEWAY ACCESS, PALAILAI INTERCHG TO MAKAKILO INTERCHG, (KAPOLEI INTERCHG COMP) PH 1	FHWA	416,871.39	416,871.39	various	Kam Kin Sin, Scot Urada	587-2226, 587-2222	kam.kin.sin@hawaii.gov, scot.t.urada@hawaii.gov
D (TRN)	501/DC	H010	20.205	INTERSTATE ROUTE H-1 AT PEARL CITY AND WAIMALU VIADUCTS; PE FOR BRIDGE REHABILITATION	FHWA	406,800.00	406,800.00	various	Kam Kin Sin, Scot Urada	587-2226, 587-2222	kam.kin.sin@hawaii.gov, scot.t.urada@hawaii.gov

Department of Transportation - Highways Division
Federal Awards

Table 11

<u>State</u> <u>Expending</u> <u>Agency</u>	<u>Program ID</u>	<u>Award</u> <u>Number</u>	<u>CFDA Number</u>	<u>Award Description</u>	<u>Awarding</u> <u>Federal</u> <u>Agency</u>	<u>Award Amount</u>	<u>Award Amount</u> <u>Allocated to the</u> <u>Pgm ID in</u> <u>Column B</u>	<u>State</u> <u>Appropriation</u> <u>Symbol</u>	<u>Contact Name</u>	<u>Contact</u> <u>Phone</u>	<u>Contact Email</u>
D (TRN)	501/DC	H010	20.205	INTERSTATE ROUTE H-1 DECK REPAIR, AIRPORT VIADUCT, VICINITY OF VALKENBURGH STREET TO MIDDLE STREET	FHWA	6,813,453.00	6,813,453.00	various	Kam Kin Sin, Scot Urada	587-2226, 587-2222	kam.kin.sin@hawaii.gov, scot.t.urada@hawaii.gov
D (TRN)	501/DC	H010	20.205	INTERSTATE ROUTE H-1, GUARDRAIL AND SHOULDER IMPROVEMENTS, WAIKELE BRIDGE TO AIRPORT INTERCHANGE (CON)	FHWA	3,535,386.00	3,535,386.00	various	Kam Kin Sin, Scot Urada	587-2226, 587-2222	kam.kin.sin@hawaii.gov, scot.t.urada@hawaii.gov
D (TRN)	501/DC	H050	20.205	HON STATE - INTERSTATE ROUTE H-1, H-2 & H-201, DESTINATION SIGN UPGRADE/REPLACEMENT (P,C)	FHWA	450,000.00	450,000.00	various	Kam Kin Sin, Scot Urada	587-2226, 587-2222	kam.kin.sin@hawaii.gov, scot.t.urada@hawaii.gov
D (TRN)	501/DC	H050	20.205	INTERSTATE RTE H-2 REHABILITATION WAIPIO IC & MILILANI IC ON-OFF RAMPS, KA UKA BLVD & MEHEULA PARKWAY OVERPASSES & KIPAPA GULCH BR	FHWA	4,500,000.00	4,500,000.00	various	Kam Kin Sin, Scot Urada	587-2226, 587-2222	kam.kin.sin@hawaii.gov, scot.t.urada@hawaii.gov
D (TRN)	501/DC	H050	20.205	KAHEKILI HIGHWAY, INTERSECTION IMPROVEMENTS, VICINITY OF HUI IWA STREET (CON)	FHWA	886,886.00	886,886.00	various	Kam Kin Sin, Scot Urada	587-2226, 587-2222	kam.kin.sin@hawaii.gov, scot.t.urada@hawaii.gov
D (TRN)	501/DC	H050	20.205	KALANIANAOLE HIGHWAY IMPROVEMENTS IN WAIMANALO, OLOMANA GOLF COURSE TO POALIMA STREET (P, R, C)	FHWA	518,572.00	518,572.00	various	Kam Kin Sin, Scot Urada	587-2226, 587-2222	kam.kin.sin@hawaii.gov, scot.t.urada@hawaii.gov
D (TRN)	501/DC	H050	20.205	KALANIANAOLE HIGHWAY, INTERSECTON IMPROVEMENTS AT HANAUMA BAY ROAD (CON)	FHWA	1,306,226.00	1,306,226.00	various	Kam Kin Sin, Scot Urada	587-2226, 587-2222	kam.kin.sin@hawaii.gov, scot.t.urada@hawaii.gov
D (TRN)	501/DC	H050	20.205	KAMEHAMEHA HIGHWAY, HYGIENIC STORE TO KAALAEA STREAM; PE FOR TRAFFIC IMPROVEMENTS	FHWA	800,000.00	800,000.00	various	Kam Kin Sin, Scot Urada	587-2226, 587-2222	kam.kin.sin@hawaii.gov, scot.t.urada@hawaii.gov
D (TRN)	501/DC	H050	20.205	TRAFFIC MANAGEMENT SYSTEM CCTV PHASE 1 (H-1, H-3 AND H-201) (CON)	FHWA	135,964.00	135,964.00	various	Kam Kin Sin, Scot Urada	587-2226, 587-2222	kam.kin.sin@hawaii.gov, scot.t.urada@hawaii.gov
D (TRN)	501/DC	H100	20.205	HON STATE - H-1, PEARL CITY AND WAIMALU VIADUCT IMPROVEMENTS, PHASE 1 (CON)	FHWA	43,582.25	43,582.25	various	Kam Kin Sin, Scot Urada	587-2226, 587-2222	kam.kin.sin@hawaii.gov, scot.t.urada@hawaii.gov
D (TRN)	501/DC	H100	20.205	HON STATE - KAMEHAMEHA HIGHWAY, WAIKANE STREAM BRIDGE REPLACEMENT (P, R, C)	FHWA	796,000.00	796,000.00	various	Kam Kin Sin, Scot Urada	587-2226, 587-2222	kam.kin.sin@hawaii.gov, scot.t.urada@hawaii.gov
D (TRN)	501/DC	H100	20.205	KAMEHAMEHA HIGHWAY AT KOKOLOLIO STREAM BRIDGE REPLACEMENT; ROW & CON FOR BRIDGE REPLACEMENT	FHWA	235,318.00	235,318.00	various	Kam Kin Sin, Scot Urada	587-2226, 587-2222	kam.kin.sin@hawaii.gov, scot.t.urada@hawaii.gov

Department of Transportation - Highways Division
Federal Awards

Table 11

<u>State</u> <u>Expending</u> <u>Agency</u>	<u>Program ID</u>	<u>Award</u> <u>Number</u>	<u>CFDA Number</u>	<u>Award Description</u>	<u>Awarding</u> <u>Federal</u> <u>Agency</u>	<u>Award Amount</u>	<u>Award Amount</u> <u>Allocated to the</u> <u>Pgm ID in</u> <u>Column B</u>	<u>State</u> <u>Appropriation</u> <u>Symbol</u>	<u>Contact Name</u>	<u>Contact</u> <u>Phone</u>	<u>Contact Email</u>
D (TRN)	501/DC	H100	20.205	KAMEHAMEHA HIGHWAY AT WAIPILOPILO STREAM BRIDGE; PE & CON FOR BRIDGE REHABILITATION - NO ADDED CAPACITY	FHWA	960,000.00	960,000.00	various	Kam Kin Sin, Scot Urada	587-2226, 587-2222	kam.kin.sin@hawaii.gov, scot.t.urada@hawaii.gov
D (TRN)	501/DC	H100	20.205	KAMEHAMEHA HIGHWAY, MAKAUA STREAM BRIDGE REHABILITATION	FHWA	696,000.00	696,000.00	various	Kam Kin Sin, Scot Urada	587-2226, 587-2222	kam.kin.sin@hawaii.gov, scot.t.urada@hawaii.gov
D (TRN)	501/DC	H120	20.205	HON STATE - KAMEHAMEHA HIGHWAY AT LAIELOA STREAM BRIDGE; PE & ROW FOR BRIDGE REHABILITATION	FHWA	623,114.40	623,114.40	various	Kam Kin Sin, Scot Urada	587-2226, 587-2222	kam.kin.sin@hawaii.gov, scot.t.urada@hawaii.gov
D (TRN)	501/DC	H120	20.205	INTERSTATE ROUTE H-3 AT MOKAPU INTERCHANGE; PE & CON FOR SEISMIC RETROFIT OF BRIDGE	FHWA	165,661.64	165,661.64	various	Kam Kin Sin, Scot Urada	587-2226, 587-2222	kam.kin.sin@hawaii.gov, scot.t.urada@hawaii.gov
D (TRN)	501/DC	H120	20.205	KAMEHAMEHA HIGHWAY AT HALAWA STREAM, CON FOR BRIDGE REPLACEMENT	FHWA	2,299,272.00	2,299,272.00	various	Kam Kin Sin, Scot Urada	587-2226, 587-2222	kam.kin.sin@hawaii.gov, scot.t.urada@hawaii.gov
D (TRN)	501/DC	H120	20.205	MOANALUA FREEWAY, SEISMIC RETROFIT OF PUULOA INTERCHANGE (PE)	FHWA	725,656.00	725,656.00	various	Kam Kin Sin, Scot Urada	587-2226, 587-2222	kam.kin.sin@hawaii.gov, scot.t.urada@hawaii.gov
D (TRN)	501/DC	H170	20.205	HON STATE - CASTLE HILL ACCESS ROAD DRAINAGE IMPROVEMENTS, PHASE 1 (CON)	FHWA	2,020,872.69	2,020,872.69	various	Kam Kin Sin, Scot Urada	587-2226, 587-2222	kam.kin.sin@hawaii.gov, scot.t.urada@hawaii.gov
D (TRN)	501/DC	H170	20.205	HON STATE - CASTLE HILLS ACCESS ROAD DRAINAGE IMPROVEMENTS, PHASE 2 (CON)	FHWA	1,979,127.31	1,979,127.31	various	Kam Kin Sin, Scot Urada	587-2226, 587-2222	kam.kin.sin@hawaii.gov, scot.t.urada@hawaii.gov
D (TRN)	501/DC	H220	20.205	KALANIANA'OLE HIGHWAY, KA IWI PARK; ROW/CON FOR SCENIC SHORELINE	FHWA	212,800.00	212,800.00	various	Kam Kin Sin, Scot Urada	587-2226, 587-2222	kam.kin.sin@hawaii.gov, scot.t.urada@hawaii.gov
D (TRN)	501/DC	H240	20.205	FORT WEAVER ROAD WIDENING, VICINITY OF AAWA DRIVE TO GEIGER ROAD	FHWA	39,009,495.00	39,009,495.00	various	Kam Kin Sin, Scot Urada	587-2226, 587-2222	kam.kin.sin@hawaii.gov, scot.t.urada@hawaii.gov
D (TRN)	501/DC	H240	20.205	NORTH-SOUTH ROAD PH 1A - FLOATING SEGMENT BETWEEN KAPOLEI PARKWAY TO FARRINGTON HIGHWAY; CON FOR NEW ROADWAY	FHWA	2,925,377.00	2,925,377.00	various	Kam Kin Sin, Scot Urada	587-2226, 587-2222	kam.kin.sin@hawaii.gov, scot.t.urada@hawaii.gov
D (TRN)	501/DC	H400	20.205	VARIOUS LOCATIONS ON OAHU; CON FOR PEDESTRIAN FACILITIES AND ADA COMPLIANCE	FHWA	1,892,315.00	1,892,315.00	various	Kam Kin Sin, Scot Urada	587-2226, 587-2222	kam.kin.sin@hawaii.gov, scot.t.urada@hawaii.gov
D (TRN)	501/DC	H400	20.205	VARIOUS LOCATIONS ONKAUAI, CONFOR PEDESTRIAN FACILITIES AND ADA COMPLIANCE	FHWA	2,286,003.00	2,286,003.00	various	Kam Kin Sin, Scot Urada	587-2226, 587-2222	kam.kin.sin@hawaii.gov, scot.t.urada@hawaii.gov
D (TRN)	501/DC	H450	20.205	HON STATE - FY 2009 OMPO OVERALL WORK PROGRAM	FHWA	499,072.62	499,072.62	various	Kam Kin Sin, Scot Urada	587-2226, 587-2222	kam.kin.sin@hawaii.gov, scot.t.urada@hawaii.gov

Department of Transportation - Highways Division
Federal Awards

Table 11

<u>State</u> <u>Expending</u> <u>Agency</u>	<u>Program ID</u>	<u>Award</u> <u>Number</u>	<u>CFDA Number</u>	<u>Award Description</u>	<u>Awarding</u> <u>Federal</u> <u>Agency</u>	<u>Award Amount</u>	<u>Award Amount</u> <u>Allocated to the</u> <u>Pgm ID in</u> <u>Column B</u>	<u>State</u> <u>Appropriation</u> <u>Symbol</u>	<u>Contact Name</u>	<u>Contact</u> <u>Phone</u>	<u>Contact Email</u>
D (TRN)	501/DC	H450	20.205	HON STATE - FY 2010 OMPO OVERALL WORK PROGRAM	FHWA	146,777.98	146,777.98	various	Kam Kin Sin, Scot Urada	587-2226, 587-2222	kam.kin.sin@hawaii.gov, scot.t.urada@hawaii.gov
D (TRN)	501/DC	H450	20.205	HON STATE - FY 2011 OMPO OVERALL WORK PROGRAM	FHWA	49,082.95	49,082.95	various	Kam Kin Sin, Scot Urada	587-2226, 587-2222	kam.kin.sin@hawaii.gov, scot.t.urada@hawaii.gov
D (TRN)	501/DC	H450	20.205	HON STATE - FY 2012 OMPO OVERALL WORK PROGRAM	FHWA	279,013.48	279,013.48	various	Kam Kin Sin, Scot Urada	587-2226, 587-2222	kam.kin.sin@hawaii.gov, scot.t.urada@hawaii.gov
D (TRN)	501/DC	H450	20.205	HON STATE - FY 2013 OMPO OVERALL WORK PROGRAM	FHWA	819,358.00	819,358.00	various	Kam Kin Sin, Scot Urada	587-2226, 587-2222	kam.kin.sin@hawaii.gov, scot.t.urada@hawaii.gov
D (TRN)	501/DC	H660	20.205	HON STATE - INTERSTATE RTE H-1, ADDN & MOD OF FREEWAY ACCESS, PALAILAI INTERCHG TO MAKAKILO INTERCHG, (KAPOLEI INTERCHG COMP) PH 1	FHWA	3,935,712.00	3,935,712.00	various	Kam Kin Sin, Scot Urada	587-2226, 587-2222	kam.kin.sin@hawaii.gov, scot.t.urada@hawaii.gov
D (TRN)	501/DC	H680	20.205	NORTH-SOUTH ROAD PH 1A - FLOATING SEGMENT BETWEEN KAPOLEI PARKWAY TO FARRINGTON HIGHWAY; CON FOR NEW ROADWAY	FHWA	940,419.00	940,419.00	various	Kam Kin Sin, Scot Urada	587-2226, 587-2222	kam.kin.sin@hawaii.gov, scot.t.urada@hawaii.gov
D (TRN)	501/DC	H760	20.205	NORTH-SOUTH ROAD, PHASE 1B (KAPOLEI PARKWAY TO FARRINGTON HIGHWAY) (CON)	FHWA	9,248,551.00	9,248,551.00	various	Kam Kin Sin, Scot Urada	587-2226, 587-2222	kam.kin.sin@hawaii.gov, scot.t.urada@hawaii.gov
D (TRN)	501/DC	HY10	20.205	HON STATE - FARRINGTON HIGHWAY INTERSECTION IMPROVEMENTS AT NANAKULI AVENUE AND HALEAKALA AVENUE (C)	FHWA	136,876.00	136,876.00	various	Kam Kin Sin, Scot Urada	587-2226, 587-2222	kam.kin.sin@hawaii.gov, scot.t.urada@hawaii.gov
D (TRN)	501/DC	HY10	20.205	HON STATE - INTERSTATE RTE H-1, PM CONTRAFLOW LANE, PHASE 2, VICINITY OF RADFORD DRIVE TO WAIAWA INTERCHANGE (PE, DES-BLD)	FHWA	1,016,986.00	1,016,986.00	various	Kam Kin Sin, Scot Urada	587-2226, 587-2222	kam.kin.sin@hawaii.gov, scot.t.urada@hawaii.gov
D (TRN)	501/DC	HY10	20.205	INTERSTATE ROUTE H-1 DECK REPAIR, AIRPORT VIADUCT, VICINITY OF VALKENBURGH STREET TO MIDDLE STREET	FHWA	652,897.00	652,897.00	various	Kam Kin Sin, Scot Urada	587-2226, 587-2222	kam.kin.sin@hawaii.gov, scot.t.urada@hawaii.gov
D (TRN)	501/DC	HY10	20.205	INTERSTATE ROUTE H-1, ADDITION & MODIFICATION OF FWY ACCESS, PALAILAI INTERCHG TO MAKAKILO INTERCHG (KAPOLEI INTERCHG COMP) PH 1	FHWA	136,876.00	136,876.00	various	Kam Kin Sin, Scot Urada	587-2226, 587-2222	kam.kin.sin@hawaii.gov, scot.t.urada@hawaii.gov
D (TRN)	501/DC	HY10	20.205	INTERSTATE ROUTE H-1, GUARDRAIL AND SHOULDER IMPROVEMENTS, WAIKELE BRIDGE TO AIRPORT INTERCHANGE (CON)	FHWA	520,127.00	520,127.00	various	Kam Kin Sin, Scot Urada	587-2226, 587-2222	kam.kin.sin@hawaii.gov, scot.t.urada@hawaii.gov
D (TRN)	501/DC	HY20	20.205	NORTH-SOUTH ROAD, PHASE 1B (KAPOLEI PARKWAY TO FARRINGTON HIGHWAY) (CON)	FHWA	7,000,000.00	7,000,000.00	various	Kam Kin Sin, Scot Urada	587-2226, 587-2222	kam.kin.sin@hawaii.gov, scot.t.urada@hawaii.gov

Department of Transportation - Highways Division
Federal Awards

Table 11

<u>State</u> <u>Expending</u> <u>Agency</u>	<u>Program ID</u>	<u>Award</u> <u>Number</u>	<u>CFDA Number</u>	<u>Award Description</u>	<u>Awarding</u> <u>Federal</u> <u>Agency</u>	<u>Award Amount</u>	<u>Award Amount</u> <u>Allocated to the</u> <u>Pgm ID in</u> <u>Column B</u>	<u>State</u> <u>Appropriation</u> <u>Symbol</u>	<u>Contact Name</u>	<u>Contact</u> <u>Phone</u>	<u>Contact Email</u>
D (TRN)	501/DC	HZ20	20.205	KALANIANAOLE HIGHWAY IMPROVEMENTS, VICINITY OF HAWAII KAI DRIVE TO KEAHOLE STREET (CON)	FHWA	1,598,811.62	1,598,811.62	various	Kam Kin Sin, Scot Urada	587-2226, 587-2222	kam.kin.sin@hawaii.gov, scot.t.urada@hawaii.gov
D (TRN)	501/DC	HZ20	20.205	NORTH-SOUTH ROAD, PH 1C (CON)	FHWA	3,243,454.00	3,243,454.00	various	Kam Kin Sin, Scot Urada	587-2226, 587-2222	kam.kin.sin@hawaii.gov, scot.t.urada@hawaii.gov
D (TRN)	501/DC	L010	20.205	FREEWAY MANAGEMENT SYSTEM, PHASE 1B, TRAFFIC OPERATIONS CENTER, UNIT 5C, CONTROL SYSTEMS UPGRADE, PHASE 1	FHWA	225,620.00	225,620.00	various	Kam Kin Sin, Scot Urada	587-2226, 587-2222	kam.kin.sin@hawaii.gov, scot.t.urada@hawaii.gov
D (TRN)	501/DC	L010	20.205	FREEWAY MANAGEMENT SYSTEM, PHASE 1B: TRAVELER INFO SYSTEM UNIT 3, ITS EQUIPMENT INSTALLATION (CON)	FHWA	1,954,951.40	1,954,951.40	various	Kam Kin Sin, Scot Urada	587-2226, 587-2222	kam.kin.sin@hawaii.gov, scot.t.urada@hawaii.gov
D (TRN)	501/DC	L010	20.205	FREEWAY MANAGEMENT SYSTEM, PHASE 1B: TRAVELER INFORMATION SYSTEM UNIT 1, FREEWAY DATA COLLECTION SYSTEM (CON)	FHWA	40,000.00	40,000.00	various	Kam Kin Sin, Scot Urada	587-2226, 587-2222	kam.kin.sin@hawaii.gov, scot.t.urada@hawaii.gov
D (TRN)	501/DC	L010	20.205	FREEWAY MANAGEMENT SYSTEM, PHASE 1B: TRAVELER INFORMATION SYSTEM UNIT 2, ITS TECHNOLOGY PROCUREMENT (CON)	FHWA	50,272.00	50,272.00	various	Kam Kin Sin, Scot Urada	587-2226, 587-2222	kam.kin.sin@hawaii.gov, scot.t.urada@hawaii.gov
D (TRN)	501/DC	L010	20.205	HON STATE - FREEWAY MANAGEMENT SYSTEM, PHASE 1B, TRAFFIC OPERATIONS CENTER, UNIT 5B, COMMUNICATIONS SYSTEM UPGRADE (CON)	FHWA	787,300.75	787,300.75	various	Kam Kin Sin, Scot Urada	587-2226, 587-2222	kam.kin.sin@hawaii.gov, scot.t.urada@hawaii.gov
D (TRN)	501/DC	L010	20.205	HON STATE - INTERSTATE ROUTE H-1 INSTALLATION OF ACCESS CONTROL, MAKAKILO INTERCHANGE TO VICINITY OF H-1/H-2 INTERCHANGE (C)	FHWA	180,000.00	180,000.00	various	Kam Kin Sin, Scot Urada	587-2226, 587-2222	kam.kin.sin@hawaii.gov, scot.t.urada@hawaii.gov
D (TRN)	501/DC	L010	20.205	HON STATE - INTERSTATE ROUTE H-1, H-2 & H-201, DESTINATION SIGN UPGRADE/REPLACEMENT (P,C)	FHWA	20,563.38	20,563.38	various	Kam Kin Sin, Scot Urada	587-2226, 587-2222	kam.kin.sin@hawaii.gov, scot.t.urada@hawaii.gov
D (TRN)	501/DC	L010	20.205	HON STATE - INTERSTATE RTE H-1, ADDN & MOD OF FREEWAY ACCESS, PALAILAI INTERCHG TO MAKAKILO INTERCHG, (KAPOLEI INTERCHG COMP) PH 1	FHWA	12,806,501.47	12,806,501.47	various	Kam Kin Sin, Scot Urada	587-2226, 587-2222	kam.kin.sin@hawaii.gov, scot.t.urada@hawaii.gov

Department of Transportation - Highways Division
Federal Awards

Table 11

<u>State</u> <u>Expending</u> <u>Agency</u>	<u>Program ID</u>	<u>Award</u> <u>Number</u>	<u>CFDA Number</u>	<u>Award Description</u>	<u>Awarding</u> <u>Federal</u> <u>Agency</u>	<u>Award Amount</u>	<u>Award Amount</u> <u>Allocated to the</u> <u>Pgm ID in</u> <u>Column B</u>	<u>State</u> <u>Appropriation</u> <u>Symbol</u>	<u>Contact Name</u>	<u>Contact</u> <u>Phone</u>	<u>Contact Email</u>
D (TRN)	501/DC	L010	20.205	HON STATE - INTERSTATE RTE H-1, PM CONTRAFLOW LANE, PHASE 2, VICINITY OF RADFORD DRIVE TO WAIAWA INTERCHANGE (PE, DES-BLD)	FHWA	12,807,000.00	12,807,000.00	various	Kam Kin Sin, Scot Urada	587-2226, 587-2222	kam.kin.sin@hawaii.gov, scot.t.urada@hawaii.gov
D (TRN)	501/DC	L010	20.205	INTERSTATE ROUTE H-1 DECK REPAIR, AIRPORT VIADUCT, VICINITY OF VALKENBURGH STREET TO MIDDLE STREET	FHWA	4,166,500.00	4,166,500.00	various	Kam Kin Sin, Scot Urada	587-2226, 587-2222	kam.kin.sin@hawaii.gov, scot.t.urada@hawaii.gov
D (TRN)	501/DC	L010	20.205	INTERSTATE RTE H-2 REHABILITATION WAIPIO IC & MILILANI IC ON-OFF RAMPS, KA UKA BLVD & MEHEULA PARKWAY OVERPASSES & KIPAPA GULCH BR	FHWA	5,018,343.00	5,018,343.00	various	Kam Kin Sin, Scot Urada	587-2226, 587-2222	kam.kin.sin@hawaii.gov, scot.t.urada@hawaii.gov
D (TRN)	501/DC	L01E	20.205	FREEWAY MANAGEMENT SYSTEM, PHASE 1C, PART 1A: COMMUNICATION AND POWER INFRASTRUCTURE (C)	FHWA	2,065,886.39	2,065,886.39	various	Kam Kin Sin, Scot Urada	587-2226, 587-2222	kam.kin.sin@hawaii.gov, scot.t.urada@hawaii.gov
D (TRN)	501/DC	L01E	20.205	HON STATE - FREEWAY MANAGEMENT SYSTEM PHASE 2A DESIGN (PE)	FHWA	1,691,552.00	1,691,552.00	various	Kam Kin Sin, Scot Urada	587-2226, 587-2222	kam.kin.sin@hawaii.gov, scot.t.urada@hawaii.gov
D (TRN)	501/DC	L01E	20.205	HON STATE - INTERSTATE ROUTE H-1 INSTALLATION OF ACCESS CONTROL, MAKAKILO INTERCHANGE TO VICINITY OF H-1/H-2 INTERCHANGE (C)	FHWA	771,972.33	771,972.33	various	Kam Kin Sin, Scot Urada	587-2226, 587-2222	kam.kin.sin@hawaii.gov, scot.t.urada@hawaii.gov
D (TRN)	501/DC	L01E	20.205	HON STATE - INTERSTATE ROUTE H-1, AIRPORT VIADUCT REPAIR, VICINITY OF VALKENBURGH STREET TO MIDDLE STREET (CON)	FHWA	10,800,000.00	10,800,000.00	various	Kam Kin Sin, Scot Urada	587-2226, 587-2222	kam.kin.sin@hawaii.gov, scot.t.urada@hawaii.gov
D (TRN)	501/DC	L01E	20.205	HON STATE - INTERSTATE ROUTE H-1, H-2 & H-201, DESTINATION SIGN UPGRADE/REPLACEMENT (P,C)	FHWA	3,681,513.29	3,681,513.29	various	Kam Kin Sin, Scot Urada	587-2226, 587-2222	kam.kin.sin@hawaii.gov, scot.t.urada@hawaii.gov
D (TRN)	501/DC	L01E	20.205	HON STATE - INTERSTATE RTE H-1, ADDN & MOD OF FREEWAY ACCESS, PALAILAI INTERCHG TO MAKAKILO INTERCHG, (KAPOLEI INTERCHG COMP) PH 1	FHWA	117,913.05	117,913.05	various	Kam Kin Sin, Scot Urada	587-2226, 587-2222	kam.kin.sin@hawaii.gov, scot.t.urada@hawaii.gov
D (TRN)	501/DC	L01E	20.205	HON STATE - INTERSTATE RTE H-1, PM CONTRAFLOW LANE, PHASE 2, VICINITY OF RADFORD DRIVE TO WAIAWA INTERCHANGE (PE, DES-BLD)	FHWA	9,000,000.00	9,000,000.00	various	Kam Kin Sin, Scot Urada	587-2226, 587-2222	kam.kin.sin@hawaii.gov, scot.t.urada@hawaii.gov
D (TRN)	501/DC	L01E	20.205	INTERSTATE ROUTE H-1 DECK REPAIR, AIRPORT VIADUCT, VICINITY OF VALKENBURGH STREET TO MIDDLE STREET	FHWA	1,600,000.00	1,600,000.00	various	Kam Kin Sin, Scot Urada	587-2226, 587-2222	kam.kin.sin@hawaii.gov, scot.t.urada@hawaii.gov

Department of Transportation - Highways Division
Federal Awards

Table 11

<u>State</u> <u>Expending</u> <u>Agency</u>	<u>Program ID</u>	<u>Award</u> <u>Number</u>	<u>CFDA Number</u>	<u>Award Description</u>	<u>Awarding</u> <u>Federal</u> <u>Agency</u>	<u>Award Amount</u>	<u>Award Amount</u> <u>Allocated to the</u> <u>Pgm ID in</u> <u>Column B</u>	<u>State</u> <u>Appropriation</u> <u>Symbol</u>	<u>Contact Name</u>	<u>Contact</u> <u>Phone</u>	<u>Contact Email</u>
D (TRN)	501/DC	L01E	20.205	INTERSTATE ROUTE H-1, SALT LAKE VIADUCT DECK REPAIR, EASTBOUND (CON)	FHWA	3,008,595.94	3,008,595.94	various	Kam Kin Sin, Scot Urada	587-2226, 587-2222	kam.kin.sin@hawaii.gov, scot.t.urada@hawaii.gov
D (TRN)	501/DC	L01R	20.205	HON STATE - INTERSTATE RTE H-1, ADDN & MOD OF FREEWAY ACCESS, PALAILAI INTERCHG TO MAKAKILO INTERCHG, (KAPOLEI INTERCHG COMP) PH 1	FHWA	235,880.98	235,880.98	various	Kam Kin Sin, Scot Urada	587-2226, 587-2222	kam.kin.sin@hawaii.gov, scot.t.urada@hawaii.gov
D (TRN)	501/DC	L01R	20.205	INTERSTATE ROUTE H-1 DECK REPAIR, AIRPORT VIADUCT, VICINITY OF VALKENBURGH STREET TO MIDDLE STREET	FHWA	2,400,000.00	2,400,000.00	various	Kam Kin Sin, Scot Urada	587-2226, 587-2222	kam.kin.sin@hawaii.gov, scot.t.urada@hawaii.gov
D (TRN)	501/DC	L020	20.205	INTERSTATE ROUTE H-1, KINAU STREET OFF-RAMP IMPROVEMENTS, VICINITY OF QUEEN'S MEDICAL CENTER (CON)	FHWA	6,484,434.55	6,484,434.55	various	Kam Kin Sin, Scot Urada	587-2226, 587-2222	kam.kin.sin@hawaii.gov, scot.t.urada@hawaii.gov
D (TRN)	501/DC	L050	20.205	FREEWAY MANAGEMENT SYSTEM, SYSTEM MANAGER, H-1, H-2, H-3 AND MOANALUA FREEWAY (PE)	FHWA	3,240,962.53	3,240,962.53	various	Kam Kin Sin, Scot Urada	587-2226, 587-2222	kam.kin.sin@hawaii.gov, scot.t.urada@hawaii.gov
D (TRN)	501/DC	L050	20.205	HON STATE - INTERSTATE RTE H-1, PM CONTRAFLOW LANE, PHASE 2, VICINITY OF RADFORD DRIVE TO WAIAWA INTERCHANGE (PE, DES-BLD)	FHWA	26,374,500.00	26,374,500.00	various	Kam Kin Sin, Scot Urada	587-2226, 587-2222	kam.kin.sin@hawaii.gov, scot.t.urada@hawaii.gov
D (TRN)	501/DC	L050	20.205	HON STATE - KAMEHAMEHA HIGHWAY REHABILITATION, WAIHAU STREET TO H-2 INTERCHANGE (CON)	FHWA	9,104,100.00	9,104,100.00	various	Kam Kin Sin, Scot Urada	587-2226, 587-2222	kam.kin.sin@hawaii.gov, scot.t.urada@hawaii.gov
D (TRN)	501/DC	L050	20.205	HON STATE - KAMEHAMEHA HIGHWAY, ROCKFALL PROTECTION AT WAIMEA BAY, M.P. 5.4 TO M.P. 5.52 (P, C)	FHWA	1,184,000.00	1,184,000.00	various	Kam Kin Sin, Scot Urada	587-2226, 587-2222	kam.kin.sin@hawaii.gov, scot.t.urada@hawaii.gov
D (TRN)	501/DC	L050	20.205	INTERSTATE ROUTES H-1, H-2, H-3 & MOANALUA FR, FREEWAY SERVICE PATROLS	FHWA	1,935,000.00	1,935,000.00	various	Kam Kin Sin, Scot Urada	587-2226, 587-2222	kam.kin.sin@hawaii.gov, scot.t.urada@hawaii.gov
D (TRN)	501/DC	L050	20.205	KALANIANAOLE HIGHWAY IMPROVEMENTS IN WAIMANALO, OLOMANA GOLF COURSE TO POALIMA STREET (P, R, C)	FHWA	137,600.00	137,600.00	various	Kam Kin Sin, Scot Urada	587-2226, 587-2222	kam.kin.sin@hawaii.gov, scot.t.urada@hawaii.gov
D (TRN)	501/DC	L050	20.205	KALANIANAOLE HIGHWAY IMPROVEMENTS, RETAINING WALL AT MAKAPUU (CON)	FHWA	7,124,249.07	7,124,249.07	various	Kam Kin Sin, Scot Urada	587-2226, 587-2222	kam.kin.sin@hawaii.gov, scot.t.urada@hawaii.gov
D (TRN)	501/DC	L050	20.205	KALANIANAOLE HIGHWAY IMPROVEMENTS, VICINITY OF HAWAII KAI DRIVE TO KEAHOLE STREET (CON)	FHWA	96,000.55	96,000.55	various	Kam Kin Sin, Scot Urada	587-2226, 587-2222	kam.kin.sin@hawaii.gov, scot.t.urada@hawaii.gov

Department of Transportation - Highways Division
Federal Awards

Table 11

<u>State</u> <u>Expending</u> <u>Agency</u>	<u>Program ID</u>	<u>Award</u> <u>Number</u>	<u>CFDA Number</u>	<u>Award Description</u>	<u>Awarding</u> <u>Federal</u> <u>Agency</u>	<u>Award Amount</u>	<u>Award Amount</u> <u>Allocated to the</u> <u>Pgm ID in</u> <u>Column B</u>	<u>State</u> <u>Appropriation</u> <u>Symbol</u>	<u>Contact Name</u>	<u>Contact</u> <u>Phone</u>	<u>Contact Email</u>
D (TRN)	501/DC	L050	20.205	KAMEHAMEHA HIGHWAY RESURFACING, WAIHAOLE VALLEY ROAD TO CROUCHING LION INN (CON)	FHWA	831,290.00	831,290.00	various	Kam Kin Sin, Scot Urada	587-2226, 587-2222	kam.kin.sin@hawaii.gov, scot.t.urada@hawaii.gov
D (TRN)	501/DC	L050	20.205	NORTH-SOUTH ROAD, PH 1C (CON)	FHWA	43,467,271.00	43,467,271.00	various	Kam Kin Sin, Scot Urada	587-2226, 587-2222	kam.kin.sin@hawaii.gov, scot.t.urada@hawaii.gov
D (TRN)	501/DC	L050	20.205	RT 83 KAM HWY, KAAAWA, PUNALUU & HAUULA, PE,ROW,CON FOR SHORELINE REVETMENT	FHWA	49,447.00	49,447.00	various	Kam Kin Sin, Scot Urada	587-2226, 587-2222	kam.kin.sin@hawaii.gov, scot.t.urada@hawaii.gov
D (TRN)	501/DC	L05E	20.205	HON STATE - FFY 2013 FREEWAY SERVICE PATROL, H-1, H-2, H-3 AND H-201 (C)	FHWA	2,964,421.76	2,964,421.76	various	Kam Kin Sin, Scot Urada	587-2226, 587-2222	kam.kin.sin@hawaii.gov, scot.t.urada@hawaii.gov
D (TRN)	501/DC	L05E	20.205	HON STATE - INTERSTATE ROUTE H-1 REHABILITATION, MIDDLE STREET TO VICINITY OF WARD AVENUE (CON)	FHWA	26,052,225.78	26,052,225.78	various	Kam Kin Sin, Scot Urada	587-2226, 587-2222	kam.kin.sin@hawaii.gov, scot.t.urada@hawaii.gov
D (TRN)	501/DC	L05E	20.205	HON STATE - INTERSTATE RTE H-1, PM CONTRAFLOW LANE, PHASE 2, VICINITY OF RADFORD DRIVE TO WAIAWA INTERCHANGE (PE, DES-BLD)	FHWA	5,700,293.01	5,700,293.01	various	Kam Kin Sin, Scot Urada	587-2226, 587-2222	kam.kin.sin@hawaii.gov, scot.t.urada@hawaii.gov
D (TRN)	501/DC	L05E	20.205	INTERSTATE ROUTES H-1, H-2, H-3 & MOANALUA FR, FREEWAY SERVICE PATROLS	FHWA	1,840,023.90	1,840,023.90	various	Kam Kin Sin, Scot Urada	587-2226, 587-2222	kam.kin.sin@hawaii.gov, scot.t.urada@hawaii.gov
D (TRN)	501/DC	L05E	20.205	KALANIANA'OLE HIGHWAY IMPROVEMENTS, RETAINING WALL AT MAKAPUU (CON)	FHWA	520,000.00	520,000.00	various	Kam Kin Sin, Scot Urada	587-2226, 587-2222	kam.kin.sin@hawaii.gov, scot.t.urada@hawaii.gov
D (TRN)	501/DC	L05E	20.205	KAMEHAMEHA HIGHWAY SHORELINE PROTECTION, VICINITY OF HAUULA (PE)	FHWA	818,780.00	818,780.00	various	Kam Kin Sin, Scot Urada	587-2226, 587-2222	kam.kin.sin@hawaii.gov, scot.t.urada@hawaii.gov
D (TRN)	501/DC	L05E	20.205	KAMEHAMEHA HIGHWAY SHORELINE PROTECTION, VICINITY OF KAAAWA (PE)	FHWA	818,780.00	818,780.00	various	Kam Kin Sin, Scot Urada	587-2226, 587-2222	kam.kin.sin@hawaii.gov, scot.t.urada@hawaii.gov
D (TRN)	501/DC	L05R	20.205	FREEWAY MANAGEMENT SYSTEM, SYSTEM MANAGER, H-1, H-2, H-3 AND MOANALUA FREEWAY (PE)	FHWA	254,200.00	254,200.00	various	Kam Kin Sin, Scot Urada	587-2226, 587-2222	kam.kin.sin@hawaii.gov, scot.t.urada@hawaii.gov
D (TRN)	501/DC	L05R	20.205	FREEWAY MANAGEMENT SYSTEM, SYSTEM MANAGER, H-1, H-2, H-3 AND MOANALUA FREEWAY, PART 2 (PE)	FHWA	2,945,800.00	2,945,800.00	various	Kam Kin Sin, Scot Urada	587-2226, 587-2222	kam.kin.sin@hawaii.gov, scot.t.urada@hawaii.gov
D (TRN)	501/DC	L05R	20.205	HON STATE - FREEWAY MANAGEMENT SYSTEM, PHASE 1C, PART 1B: INSTALLATION OF CCTV AND COMMUNICATION INFRASTRUCTURE (C)	FHWA	1,326,216.29	1,326,216.29	various	Kam Kin Sin, Scot Urada	587-2226, 587-2222	kam.kin.sin@hawaii.gov, scot.t.urada@hawaii.gov
D (TRN)	501/DC	L05R	20.205	HON STATE - INTERSTATE ROUTE H-1 REHABILITATION, MIDDLE STREET TO VICINITY OF WARD AVENUE (CON)	FHWA	3,200,000.00	3,200,000.00	various	Kam Kin Sin, Scot Urada	587-2226, 587-2222	kam.kin.sin@hawaii.gov, scot.t.urada@hawaii.gov

Department of Transportation - Highways Division
Federal Awards

Table 11

<u>State</u> <u>Expending</u> <u>Agency</u>	<u>Program ID</u>	<u>Award</u> <u>Number</u>	<u>CFDA Number</u>	<u>Award Description</u>	<u>Awarding</u> <u>Federal</u> <u>Agency</u>	<u>Award Amount</u>	<u>Award Amount</u> <u>Allocated to the</u> <u>Pgm ID in</u> <u>Column B</u>	<u>State</u> <u>Appropriation</u> <u>Symbol</u>	<u>Contact Name</u>	<u>Contact</u> <u>Phone</u>	<u>Contact Email</u>
D (TRN)	501/DC	L05R	20.205	INTERSTATE ROUTES H-1, H-2, H-3 & MOANALUA FR, FREEWAY SERVICE PATROLS	FHWA	1,618,151.40	1,618,151.40	various	Kam Kin Sin, Scot Urada	587-2226, 587-2222	kam.kin.sin@hawaii.gov, scot.t.urada@hawaii.gov
D (TRN)	501/DC	L10R	20.205	INTERSTATE ROUTE H-1, KAPALAMA CANAL BRIDGE REHABILITATION (PE)	FHWA	625,560.00	625,560.00	various	Kam Kin Sin, Scot Urada	587-2226, 587-2222	kam.kin.sin@hawaii.gov, scot.t.urada@hawaii.gov
D (TRN)	501/DC	L10R	20.205	KAMEHAMEHA HIGHWAY, UPPER POAMOHO STREAM BRIDGE REPLACEMENT; PE, ROW & CON	FHWA	193,144.00	193,144.00	various	Kam Kin Sin, Scot Urada	587-2226, 587-2222	kam.kin.sin@hawaii.gov, scot.t.urada@hawaii.gov
D (TRN)	501/DC	L10R	20.205	KAMEHAMEHA HWY @ WAIHOLE, PE & CON FOR BRIDGE REPLACEMENT	FHWA	803,440.00	803,440.00	various	Kam Kin Sin, Scot Urada	587-2226, 587-2222	kam.kin.sin@hawaii.gov, scot.t.urada@hawaii.gov
D (TRN)	501/DC	L10R	20.205	RTE 93, FARRINGTON HWY AT MAKAHA BR NO. 3 & MAKAHA BR NO. 3A; PE, ROW & CON FOR BRIDGE REPLACEMENT, NO ADDED CAPACITY	FHWA	480,000.00	480,000.00	various	Kam Kin Sin, Scot Urada	587-2226, 587-2222	kam.kin.sin@hawaii.gov, scot.t.urada@hawaii.gov
D (TRN)	501/DC	L1C0	20.205	FARRINGTON HIGHWAY, ULEHAWA STREAM BRIDGE REHABILITATION	FHWA	1,213,900.00	1,213,900.00	various	Kam Kin Sin, Scot Urada	587-2226, 587-2222	kam.kin.sin@hawaii.gov, scot.t.urada@hawaii.gov
D (TRN)	501/DC	L1C0	20.205	HON STATE - H-1, PEARL CITY AND WAIMALU VIADUCT IMPROVEMENTS, PHASE 1 (CON)	FHWA	21,858,999.15	21,858,999.15	various	Kam Kin Sin, Scot Urada	587-2226, 587-2222	kam.kin.sin@hawaii.gov, scot.t.urada@hawaii.gov
D (TRN)	501/DC	L1C0	20.205	HON STATE - KAMEHAMEHA HIGHWAY, WAIKANE STREAM BRIDGE REPLACEMENT (P, R, C)	FHWA	187,855.20	187,855.20	various	Kam Kin Sin, Scot Urada	587-2226, 587-2222	kam.kin.sin@hawaii.gov, scot.t.urada@hawaii.gov
D (TRN)	501/DC	L1C0	20.205	INTERSTATE ROUTE H-1 PALI INTERCHANGE AND NUUANU AVENUE SEPARATION; PE & CON FOR SEISMIC RETROFIT	FHWA	2,819,815.07	2,819,815.07	various	Kam Kin Sin, Scot Urada	587-2226, 587-2222	kam.kin.sin@hawaii.gov, scot.t.urada@hawaii.gov
D (TRN)	501/DC	L1C0	20.205	KAMEHAMEHA HIGHWAY, MAKAUA STREAM BRIDGE REHABILITATION	FHWA	126,167.10	126,167.10	various	Kam Kin Sin, Scot Urada	587-2226, 587-2222	kam.kin.sin@hawaii.gov, scot.t.urada@hawaii.gov
D (TRN)	501/DC	L1C0	20.205	KAMEHAMEHA HWY AT NORTH KAHANA STREAM BRIDGE; ROW AND CON FOR BRIDGE REPLACEMENT	FHWA	12,852,531.51	12,852,531.51	various	Kam Kin Sin, Scot Urada	587-2226, 587-2222	kam.kin.sin@hawaii.gov, scot.t.urada@hawaii.gov
D (TRN)	501/DC	L1C0	20.205	KAMEHAMEHA HIGHWAY, KAIPAPAU STREAM BRIDGE REPLACEMENT; ROW AND CONSTRUCTION FOR EXISTING STRUCTURE	FHWA	886,372.00	886,372.00	various	Kam Kin Sin, Scot Urada	587-2226, 587-2222	kam.kin.sin@hawaii.gov, scot.t.urada@hawaii.gov
D (TRN)	501/DC	L1CE	20.205	HON STATE - H-1, PEARL CITY AND WAIMALU VIADUCT IMPROVEMENTS, PHASE 1 (CON)	FHWA	1,713,863.60	1,713,863.60	various	Kam Kin Sin, Scot Urada	587-2226, 587-2222	kam.kin.sin@hawaii.gov, scot.t.urada@hawaii.gov

Department of Transportation - Highways Division
Federal Awards

Table 11

<u>State</u> <u>Expending</u> <u>Agency</u>	<u>Program ID</u>	<u>Award</u> <u>Number</u>	<u>CFDA Number</u>	<u>Award Description</u>	<u>Awarding</u> <u>Federal</u> <u>Agency</u>	<u>Award Amount</u>	<u>Award Amount</u> <u>Allocated to the</u> <u>Pgm ID in</u> <u>Column B</u>	<u>State</u> <u>Appropriation</u> <u>Symbol</u>	<u>Contact Name</u>	<u>Contact</u> <u>Phone</u>	<u>Contact Email</u>
D (TRN)	501/DC	L1CE	20.205	HON STATE - INTERSTATE ROUTE H-1, AIRPORT VIADUCT REPAIR, VICINITY OF VALKENBURGH STREET TO MIDDLE STREET (CON)	FHWA	7,225,560.90	7,225,560.90	various	Kam Kin Sin, Scot Urada	587-2226, 587-2222	kam.kin.sin@hawaii.gov, scot.t.urada@hawaii.gov
D (TRN)	501/DC	L1CR	20.205	INTERSTATE ROUTE H-1 PALI INTERCHANGE AND NUUANU AVENUE SEPARATION; PE & CON FOR SEISMIC RETROFIT	FHWA	1,553,850.23	1,553,850.23	various	Kam Kin Sin, Scot Urada	587-2226, 587-2222	kam.kin.sin@hawaii.gov, scot.t.urada@hawaii.gov
D (TRN)	501/DC	L220	20.205	LEEWARD BIKEWAY, WAIPAHU DEPOT ROAD TO LUALUALEI (P, R)	FHWA	2,301,020.00	2,301,020.00	various	Kam Kin Sin, Scot Urada	587-2226, 587-2222	kam.kin.sin@hawaii.gov, scot.t.urada@hawaii.gov
D (TRN)	501/DC	L240	20.205	HON STATE - INTERSTATE RTE H-1, PM CONTRAFLOW LANE, PHASE 2, VICINITY OF RADFORD DRIVE TO WAIAWA INTERCHANGE (PE, DES-BLD)	FHWA	7,303,004.15	7,303,004.15	various	Kam Kin Sin, Scot Urada	587-2226, 587-2222	kam.kin.sin@hawaii.gov, scot.t.urada@hawaii.gov
D (TRN)	501/DC	L240	20.205	HON STATE - NIMITZ HIGHWAY & ALA MOANA BOULEVARD, RESURFACING & HIGHWAY LIGHTING REPLACEMENT, FORT STREET TO KALAKAUA AVENUE (CON)	FHWA	29,039,487.82	29,039,487.82	various	Kam Kin Sin, Scot Urada	587-2226, 587-2222	kam.kin.sin@hawaii.gov, scot.t.urada@hawaii.gov
D (TRN)	501/DC	L240	20.205	NORTH-SOUTH RD FROM KAPOLEI PARKWAY TO FARRINGTON HWY; ROW FOR NEW ROADWAY	FHWA	4,254,352.00	4,254,352.00	various	Kam Kin Sin, Scot Urada	587-2226, 587-2222	kam.kin.sin@hawaii.gov, scot.t.urada@hawaii.gov
D (TRN)	501/DC	L240	20.205	PUULOA RD, KAM HWY TO SALT LAKE BLVD., PE, ROW & CON FOR ROADWAY WIDENING	FHWA	346,262.80	346,262.80	various	Kam Kin Sin, Scot Urada	587-2226, 587-2222	kam.kin.sin@hawaii.gov, scot.t.urada@hawaii.gov
D (TRN)	501/DC	L24E	20.205	FORT WEAVER ROAD PAVEMENT PRESERVATION, RENTON ROAD TO VICINITY OF EWA BEACH ROAD (C)	FHWA	3,922,155.41	3,922,155.41	various	Kam Kin Sin, Scot Urada	587-2226, 587-2222	kam.kin.sin@hawaii.gov, scot.t.urada@hawaii.gov
D (TRN)	501/DC	L24E	20.205	HON STATE - CASTLE HILLS ACCESS ROAD DRAINAGE IMPROVEMENTS, PHASE 2 (CON)	FHWA	1,682,652.66	1,682,652.66	various	Kam Kin Sin, Scot Urada	587-2226, 587-2222	kam.kin.sin@hawaii.gov, scot.t.urada@hawaii.gov
D (TRN)	501/DC	L24E	20.205	HON STATE - KAHUAPAANI STREET PAVEMENT RESURFACING, MOANALUA FREEWAY TO SALT LAKE BOULEVARD (CON)	FHWA	4,750,106.97	4,750,106.97	various	Kam Kin Sin, Scot Urada	587-2226, 587-2222	kam.kin.sin@hawaii.gov, scot.t.urada@hawaii.gov
D (TRN)	501/DC	L24E	20.205	HON STATE - MOKAPU SADDLE ROAD AND MOKAPU BOULEVARD RESURFACING, KAPAA QUARRY ROAD TO NORTH KALAHEO AVENUE (CON)	FHWA	2,498,089.64	2,498,089.64	various	Kam Kin Sin, Scot Urada	587-2226, 587-2222	kam.kin.sin@hawaii.gov, scot.t.urada@hawaii.gov

Department of Transportation - Highways Division
Federal Awards

Table 11

<u>State</u> <u>Expending</u> <u>Agency</u>	<u>Program ID</u>	<u>Award</u> <u>Number</u>	<u>CFDA Number</u>	<u>Award Description</u>	<u>Awarding</u> <u>Federal</u> <u>Agency</u>	<u>Award Amount</u>	<u>Award Amount</u> <u>Allocated to the</u> <u>Pgm ID in</u> <u>Column B</u>	<u>State</u> <u>Appropriation</u> <u>Symbol</u>	<u>Contact Name</u>	<u>Contact</u> <u>Phone</u>	<u>Contact Email</u>
D (TRN)	501/DC	L24E	20.205	HON STATE - NIMITZ HIGHWAY & ALA MOANA BOULEVARD, RESURFACING & HIGHWAY LIGHTING REPLACEMENT, FORT STREET TO KALAKAUA AVENUE (CON)	FHWA	5,000,000.00	5,000,000.00	various	Kam Kin Sin, Scot Urada	587-2226, 587-2222	kam.kin.sin@hawaii.gov, scot.t.urada@hawaii.gov
D (TRN)	501/DC	L24E	20.205	HON STATE - VINEYARD BOULEVARD RESURFACING, VICINITY OF PALAMA STREET TO END OF H-1 ON-AND-OFF RAMP (CON)	FHWA	5,500,000.00	5,500,000.00	various	Kam Kin Sin, Scot Urada	587-2226, 587-2222	kam.kin.sin@hawaii.gov, scot.t.urada@hawaii.gov
D (TRN)	501/DC	L400	20.205	H-1 CONCRETE PAVEMENT PRESERVATION DOWEL RETROFIT, M.P. 2.40 - M.P. 3.46 AND M.P. 24.90 - M.P. 26.40	FHWA	240,957.00	240,957.00	various	Kam Kin Sin, Scot Urada	587-2226, 587-2222	kam.kin.sin@hawaii.gov, scot.t.urada@hawaii.gov
D (TRN)	501/DC	L400	20.205	HON STATE - NIMITZ HIGHWAY & ALA MOANA BOULEVARD, RESURFACING & HIGHWAY LIGHTING REPLACEMENT, FORT STREET TO KALAKAUA AVENUE (CON)	FHWA	4,000,000.00	4,000,000.00	various	Kam Kin Sin, Scot Urada	587-2226, 587-2222	kam.kin.sin@hawaii.gov, scot.t.urada@hawaii.gov
D (TRN)	501/DC	L400	20.205	NORTH-SOUTH ROAD, PHASE 1B (KAPOLEI PARKWAY TO FARRINGTON HIGHWAY) (CON)	FHWA	9,767,086.00	9,767,086.00	various	Kam Kin Sin, Scot Urada	587-2226, 587-2222	kam.kin.sin@hawaii.gov, scot.t.urada@hawaii.gov
D (TRN)	501/DC	L40E	20.205	HON STATE - INTERSTATE ROUTE H-1 CORRIDOR STUDY (P)	FHWA	2,154,339.20	2,154,339.20	various	Kam Kin Sin, Scot Urada	587-2226, 587-2222	kam.kin.sin@hawaii.gov, scot.t.urada@hawaii.gov
D (TRN)	501/DC	L40E	20.205	HON STATE - NIMITZ HIGHWAY & ALA MOANA BOULEVARD, RESURFACING & HIGHWAY LIGHTING REPLACEMENT, FORT STREET TO KALAKAUA AVENUE (CON)	FHWA	3,994,272.62	3,994,272.62	various	Kam Kin Sin, Scot Urada	587-2226, 587-2222	kam.kin.sin@hawaii.gov, scot.t.urada@hawaii.gov
D (TRN)	501/DC	L450	20.205	HON STATE - FY 2009 OMPO OVERALL WORK PROGRAM	FHWA	1,213,222.25	1,213,222.25	various	Kam Kin Sin, Scot Urada	587-2226, 587-2222	kam.kin.sin@hawaii.gov, scot.t.urada@hawaii.gov
D (TRN)	501/DC	L450	20.205	HON STATE - FY 2010 OMPO OVERALL WORK PROGRAM	FHWA	1,503,570.48	1,503,570.48	various	Kam Kin Sin, Scot Urada	587-2226, 587-2222	kam.kin.sin@hawaii.gov, scot.t.urada@hawaii.gov
D (TRN)	501/DC	L450	20.205	HON STATE - FY 2011 OMPO OVERALL WORK PROGRAM	FHWA	922,833.08	922,833.08	various	Kam Kin Sin, Scot Urada	587-2226, 587-2222	kam.kin.sin@hawaii.gov, scot.t.urada@hawaii.gov
D (TRN)	501/DC	L450	20.205	HON STATE - FY 2012 OMPO OVERALL WORK PROGRAM	FHWA	412,315.47	412,315.47	various	Kam Kin Sin, Scot Urada	587-2226, 587-2222	kam.kin.sin@hawaii.gov, scot.t.urada@hawaii.gov
D (TRN)	501/DC	L450	20.205	HON STATE - FY 2013 OMPO OVERALL WORK PROGRAM	FHWA	1,250,512.00	1,250,512.00	various	Kam Kin Sin, Scot Urada	587-2226, 587-2222	kam.kin.sin@hawaii.gov, scot.t.urada@hawaii.gov
D (TRN)	501/DC	L45E	20.205	HON STATE - FY 2011 OMPO OVERALL WORK PROGRAM	FHWA	3,554.39	3,554.39	various	Kam Kin Sin, Scot Urada	587-2226, 587-2222	kam.kin.sin@hawaii.gov, scot.t.urada@hawaii.gov
D (TRN)	501/DC	L45E	20.205	HON STATE - FY 2012 OMPO OVERALL WORK PROGRAM	FHWA	120,000.00	120,000.00	various	Kam Kin Sin, Scot Urada	587-2226, 587-2222	kam.kin.sin@hawaii.gov, scot.t.urada@hawaii.gov
D (TRN)	501/DC	L45E	20.205	HON STATE - FY 2013 OMPO OVERALL WORK PROGRAM	FHWA	2,558,588.28	2,558,588.28	various	Kam Kin Sin, Scot Urada	587-2226, 587-2222	kam.kin.sin@hawaii.gov, scot.t.urada@hawaii.gov
D (TRN)	501/DC	L45R	20.205	HON STATE - FY 2011 OMPO OVERALL WORK PROGRAM	FHWA	277,360.00	277,360.00	various	Kam Kin Sin, Scot Urada	587-2226, 587-2222	kam.kin.sin@hawaii.gov, scot.t.urada@hawaii.gov

Department of Transportation - Highways Division
Federal Awards

Table 11

<u>State</u> <u>Expending</u> <u>Agency</u>	<u>Program ID</u>	<u>Award</u> <u>Number</u>	<u>CFDA Number</u>	<u>Award Description</u>	<u>Awarding</u> <u>Federal</u> <u>Agency</u>	<u>Award Amount</u>	<u>Award Amount</u> <u>Allocated to the</u> <u>Pgm ID in</u> <u>Column B</u>	<u>State</u> <u>Appropriation</u> <u>Symbol</u>	<u>Contact Name</u>	<u>Contact</u> <u>Phone</u>	<u>Contact Email</u>
D (TRN)	501/DC	L45R	20.205	HON STATE - FY 2013 OMPO OVERALL WORK PROGRAM	FHWA	150,778.72	150,778.72	various	Kam Kin Sin, Scot Urada	587-2226, 587-2222	kam.kin.sin@hawaii.gov, scot.t.urada@hawaii.gov
D (TRN)	501/DC	L680	20.205	INTERSTATE ROUTE H-1, KINAU STREET OFF-RAMP IMPROVEMENTS, VICINITY OF QUEEN'S MEDICAL CENTER (CON)	FHWA	1,722,600.00	1,722,600.00	various	Kam Kin Sin, Scot Urada	587-2226, 587-2222	kam.kin.sin@hawaii.gov, scot.t.urada@hawaii.gov
D (TRN)	501/DC	L930	20.205	HON STATE - INTERSTATE RTE H-1, PM CONTRAFLOW LANE, PHASE 2, VICINITY OF RADFORD DRIVE TO WAIAWA INTERCHANGE (PE, DES-BLD)	FHWA	603,761.00	603,761.00	various	Kam Kin Sin, Scot Urada	587-2226, 587-2222	kam.kin.sin@hawaii.gov, scot.t.urada@hawaii.gov
D (TRN)	501/DC	L930	20.205	INTERSTATE ROUTE H-1 DECK REPAIR, AIRPORT VIADUCT, VICINITY OF VALKENBURGH STREET TO MIDDLE STREET	FHWA	387,610.00	387,610.00	various	Kam Kin Sin, Scot Urada	587-2226, 587-2222	kam.kin.sin@hawaii.gov, scot.t.urada@hawaii.gov
D (TRN)	501/DC	L930	20.205	INTERSTATE ROUTE H-1, ADDITION & MODIFICATION OF FWY ACCESS, PALAILAI INTERCHG TO MAKAKILO INTERCHG (KAPOLEI INTERCHG COMP) PH 1	FHWA	81,259.00	81,259.00	various	Kam Kin Sin, Scot Urada	587-2226, 587-2222	kam.kin.sin@hawaii.gov, scot.t.urada@hawaii.gov
D (TRN)	501/DC	L930	20.205	INTERSTATE ROUTE H-1, GUARDRAIL AND SHOULDER IMPROVEMENTS, WAIKELE BRIDGE TO AIRPORT INTERCHANGE (CON)	FHWA	308,789.00	308,789.00	various	Kam Kin Sin, Scot Urada	587-2226, 587-2222	kam.kin.sin@hawaii.gov, scot.t.urada@hawaii.gov
D (TRN)	501/DC	LS30	20.205	FARRINGTON HIGHWAY SAFETY IMPROVEMENTS, LEIHOKU STREET TO MAKAU STREET (P, C)	FHWA	676,971.23	676,971.23	various	Kam Kin Sin, Scot Urada	587-2226, 587-2222	kam.kin.sin@hawaii.gov, scot.t.urada@hawaii.gov
D (TRN)	501/DC	LS30	20.205	HON STATE - GUARDRAIL AND SHOULDER IMPROVEMENTS AT VARIOUS LOCATIONS, OAHU (P, C)	FHWA	352,209.60	352,209.60	various	Kam Kin Sin, Scot Urada	587-2226, 587-2222	kam.kin.sin@hawaii.gov, scot.t.urada@hawaii.gov
D (TRN)	501/DC	LS30	20.205	HON STATE - INTERSTATE RTE H-3 SAFETY IMPROVEMENTS, VICINITY OF KAMEHAMEHA HWY OFF RAMP TO KANEOHE MARINE CORPS BASE HAWAII (PE)	FHWA	204,682.50	204,682.50	various	Kam Kin Sin, Scot Urada	587-2226, 587-2222	kam.kin.sin@hawaii.gov, scot.t.urada@hawaii.gov
D (TRN)	501/DC	LS30	20.205	HON STATE - KAMEHAMEHA HIGHWAY SAFETY IMPROVEMENTS, VICINITY OF KAHANA VALLEY ROAD TO KAAWA BRIDGE (P, C)	FHWA	307,800.00	307,800.00	various	Kam Kin Sin, Scot Urada	587-2226, 587-2222	kam.kin.sin@hawaii.gov, scot.t.urada@hawaii.gov
D (TRN)	501/DC	LS30	20.205	KALANIANA'OLE HIGHWAY SAFETY IMPROVEMENTS, BLOW HOLE TO LUNALILO HOME ROAD (P, C)	FHWA	342,867.74	342,867.74	various	Kam Kin Sin, Scot Urada	587-2226, 587-2222	kam.kin.sin@hawaii.gov, scot.t.urada@hawaii.gov

Department of Transportation - Highways Division
Federal Awards

Table 11

<u>State</u> <u>Expending</u> <u>Agency</u>	<u>Program ID</u>	<u>Award</u> <u>Number</u>	<u>CFDA Number</u>	<u>Award Description</u>	<u>Awarding</u> <u>Federal</u> <u>Agency</u>	<u>Award Amount</u>	<u>Award Amount</u> <u>Allocated to the</u> <u>Pgm ID in</u> <u>Column B</u>	<u>State</u> <u>Appropriation</u> <u>Symbol</u>	<u>Contact Name</u>	<u>Contact</u> <u>Phone</u>	<u>Contact Email</u>
D (TRN)	501/DC	LS30	20.205	KAMEHAMEHA HIGHWAY SAFETY IMPROVEMENTS, IN THE VICINITY OF WAIKANE VALLEY ROAD TO KAHEKILI HIGHWAY (P, C)	FHWA	209,880.00	209,880.00	various	Kam Kin Sin, Scot Urada	587-2226, 587-2222	kam.kin.sin@hawaii.gov, scot.t.urada@hawaii.gov
D (TRN)	501/DC	LS30	20.205	KAMEHAMEHA HIGHWAY SAFETY IMPROVEMENTS, VICINITY OF WAIKANE VALLEY ROAD TO POHUEHUE ROAD (PE)	FHWA	180,000.00	180,000.00	various	Kam Kin Sin, Scot Urada	587-2226, 587-2222	kam.kin.sin@hawaii.gov, scot.t.urada@hawaii.gov
D (TRN)	501/DC	LS4E	20.205	HON STATE - FARRINGTON HIGHWAY INTERSECTION IMPROVEMENTS AT NANAKULI AVENUE AND HALEAKALA AVENUE (C)	FHWA	1,571,813.47	1,571,813.47	various	Kam Kin Sin, Scot Urada	587-2226, 587-2222	kam.kin.sin@hawaii.gov, scot.t.urada@hawaii.gov
D (TRN)	501/DC	LY10	20.205	HON STATE - FARRINGTON HIGHWAY INTERSECTION IMPROVEMENTS AT NANAKULI AVENUE AND HALEAKALA AVENUE (C)	FHWA	583,045.00	583,045.00	various	Kam Kin Sin, Scot Urada	587-2226, 587-2222	kam.kin.sin@hawaii.gov, scot.t.urada@hawaii.gov
D (TRN)	501/DC	LY10	20.205	HON STATE - INTERSTATE RTE H-1, PM CONTRAFLOW LANE, PHASE 2, VICINITY OF RADFORD DRIVE TO WAIAWA INTERCHANGE (PE, DES-BLD)	FHWA	4,332,021.00	4,332,021.00	various	Kam Kin Sin, Scot Urada	587-2226, 587-2222	kam.kin.sin@hawaii.gov, scot.t.urada@hawaii.gov
D (TRN)	501/DC	LY10	20.205	INTERSTATE ROUTE H-1 DECK REPAIR, AIRPORT VIADUCT, VICINITY OF VALKENBURGH STREET TO MIDDLE STREET	FHWA	2,781,121.00	2,781,121.00	various	Kam Kin Sin, Scot Urada	587-2226, 587-2222	kam.kin.sin@hawaii.gov, scot.t.urada@hawaii.gov
D (TRN)	501/DC	LY10	20.205	INTERSTATE ROUTE H-1, ADDITION & MODIFICATION OF FWY ACCESS, PALALAI INTERCHG TO MAKAKILO INTERCHG (KAPOLEI INTERCHG COMP) PH 1	FHWA	583,045.00	583,045.00	various	Kam Kin Sin, Scot Urada	587-2226, 587-2222	kam.kin.sin@hawaii.gov, scot.t.urada@hawaii.gov
D (TRN)	501/DC	LY10	20.205	INTERSTATE ROUTE H-1, GUARDRAIL AND SHOULDER IMPROVEMENTS, WAIKELE BRIDGE TO AIRPORT INTERCHANGE (CON)	FHWA	2,215,568.00	2,215,568.00	various	Kam Kin Sin, Scot Urada	587-2226, 587-2222	kam.kin.sin@hawaii.gov, scot.t.urada@hawaii.gov
D (TRN)	501/DC	LY20	20.205	NORTH-SOUTH ROAD, PHASE 1B (KAPOLEI PARKWAY TO FARRINGTON HIGHWAY) (CON)	FHWA	28,051,626.00	28,051,626.00	various	Kam Kin Sin, Scot Urada	587-2226, 587-2222	kam.kin.sin@hawaii.gov, scot.t.urada@hawaii.gov
D (TRN)	501/DC	LY30	20.205	NORTH-SOUTH ROAD, PH 1C (CON)	FHWA	5,011,707.00	5,011,707.00	various	Kam Kin Sin, Scot Urada	587-2226, 587-2222	kam.kin.sin@hawaii.gov, scot.t.urada@hawaii.gov
D (TRN)	501/DC	LZ10	20.205	PUULOLOA RD, KAM HWY TO SALT LAKE BLVD., PE, ROW & CON FOR ROADWAY WIDENING	FHWA	606,977.46	606,977.46	various	Kam Kin Sin, Scot Urada	587-2226, 587-2222	kam.kin.sin@hawaii.gov, scot.t.urada@hawaii.gov

Department of Transportation - Highways Division
Federal Awards

Table 11

<u>State</u> <u>Expending</u> <u>Agency</u>	<u>Program ID</u>	<u>Award</u> <u>Number</u>	<u>CFDA Number</u>	<u>Award Description</u>	<u>Awarding</u> <u>Federal</u> <u>Agency</u>	<u>Award Amount</u>	<u>Award Amount</u> <u>Allocated to the</u> <u>Pgm ID in</u> <u>Column B</u>	<u>State</u> <u>Appropriation</u> <u>Symbol</u>	<u>Contact Name</u>	<u>Contact</u> <u>Phone</u>	<u>Contact Email</u>
D (TRN)	501/DC	LZ20	20.205	HON STATE - MOKAPU SADDLE ROAD AND MOKAPU BOULEVARD RESURFACING, KAPAA QUARRY ROAD TO NORTH KALAHEO AVENUE (CON)	FHWA	3,360,000.00	3,360,000.00	various	Kam Kin Sin, Scot Urada	587-2226, 587-2222	kam.kin.sin@hawaii.gov, scot.t.urada@hawaii.gov
D (TRN)	501/DC	LZ20	20.205	NORTH-SOUTH ROAD, PH 1C (CON)	FHWA	805,368.00	805,368.00	various	Kam Kin Sin, Scot Urada	587-2226, 587-2222	kam.kin.sin@hawaii.gov, scot.t.urada@hawaii.gov
D (TRN)	501/DC	LZ20	20.205	NORTH-SOUTH ROAD, PHASE 1B (KAPOLEI PARKWAY TO FARRINGTON HIGHWAY) (CON)	FHWA	2,400,000.00	2,400,000.00	various	Kam Kin Sin, Scot Urada	587-2226, 587-2222	kam.kin.sin@hawaii.gov, scot.t.urada@hawaii.gov
D (TRN)	501/DC	M001	20.205	HON STATE - FARRINGTON HIGHWAY INTERSECTION IMPROVEMENTS AT NANAKULI AVENUE AND HALEAKALA AVENUE (C)	FHWA	52,552.94	52,552.94	various	Kam Kin Sin, Scot Urada	587-2226, 587-2222	kam.kin.sin@hawaii.gov, scot.t.urada@hawaii.gov
D (TRN)	501/DC	M001	20.205	HON STATE - INTERSTATE ROUTE H-1 REHABILITATION, MIDDLE STREET TO VICINITY OF WARD AVENUE (CON)	FHWA	11,283,517.73	11,283,517.73	various	Kam Kin Sin, Scot Urada	587-2226, 587-2222	kam.kin.sin@hawaii.gov, scot.t.urada@hawaii.gov
D (TRN)	501/DC	M001	20.205	HON STATE - NIMITZ HIGHWAY & ALA MOANA BOULEVARD, RESURFACING & HIGHWAY LIGHTING REPLACEMENT, FORT STREET TO KALAKAUA AVENUE (CON)	FHWA	16,116,739.32	16,116,739.32	various	Kam Kin Sin, Scot Urada	587-2226, 587-2222	kam.kin.sin@hawaii.gov, scot.t.urada@hawaii.gov
D (TRN)	501/DC	M001	20.205	OAHU STATE - KALANIANAOLE HIGHWAY RESURFACING, WEST HIND DRIVE TO VICINITY OF HANAUMA BAY ROAD (CON)	FHWA	13,807,297.82	13,807,297.82	various	Kam Kin Sin, Scot Urada	587-2226, 587-2222	kam.kin.sin@hawaii.gov, scot.t.urada@hawaii.gov
D (TRN)	501/DC	M240	20.205	HON STATE - KALANIANAOLE HWY, INOAOLE STREAM BRIDGE, PE/ROW/CON FOR BRIDGE REPLACEMENT	FHWA	373,996.00	373,996.00	various	Kam Kin Sin, Scot Urada	587-2226, 587-2222	kam.kin.sin@hawaii.gov, scot.t.urada@hawaii.gov
D (TRN)	501/DC	M240	20.205	HON STATE - VINEYARD BOULEVARD RESURFACING, VICINITY OF PALAMA STREET TO END OF H-1 ON-AND-OFF RAMP (CON)	FHWA	3,163,270.00	3,163,270.00	various	Kam Kin Sin, Scot Urada	587-2226, 587-2222	kam.kin.sin@hawaii.gov, scot.t.urada@hawaii.gov
D (TRN)	501/DC	MS31	20.205	HON STATE - FARRINGTON HIGHWAY INTERSECTION IMPROVEMENTS AT NANAKULI AVENUE AND HALEAKALA AVENUE (C)	FHWA	1,828,304.00	1,828,304.00	various	Kam Kin Sin, Scot Urada	587-2226, 587-2222	kam.kin.sin@hawaii.gov, scot.t.urada@hawaii.gov
D (TRN)	501/DC	MS32	20.205	HON STATE - FARRINGTON HIGHWAY INTERSECTION IMPROVEMENTS AT NANAKULI AVENUE AND HALEAKALA AVENUE (C)	FHWA	550,268.94	550,268.94	various	Kam Kin Sin, Scot Urada	587-2226, 587-2222	kam.kin.sin@hawaii.gov, scot.t.urada@hawaii.gov

Department of Transportation - Highways Division
Federal Awards

Table 11

<u>State</u> <u>Expending</u> <u>Agency</u>	<u>Program ID</u>	<u>Award</u> <u>Number</u>	<u>CFDA Number</u>	<u>Award Description</u>	<u>Awarding</u> <u>Federal</u> <u>Agency</u>	<u>Award Amount</u>	<u>Award Amount</u> <u>Allocated to the</u> <u>Pgm ID in</u> <u>Column B</u>	<u>State</u> <u>Appropriation</u> <u>Symbol</u>	<u>Contact Name</u>	<u>Contact</u> <u>Phone</u>	<u>Contact Email</u>
D (TRN)	501/DC	MS32	20.205	HON STATE - INTERSTATE RTE H-3 SAFETY IMPROVEMENTS, VICINITY OF KAMEHAMEHA HWY OFF RAMP TO KANEOHE MARINE CORPS BASE HAWAII (PE)	FHWA	2,962,230.06	2,962,230.06	various	Kam Kin Sin, Scot Urada	587-2226, 587-2222	kam.kin.sin@hawaii.gov, scot.t.urada@hawaii.gov
D (TRN)	501/DC	Q010	20.205	H-1 FROM KAPIOLANI INTERCHANGE TO AINAKOA AVENUE; PE FOR GUARDRAILS AND SHOULDER IMPROVEMENTS.	FHWA	666,090.00	666,090.00	various	Kam Kin Sin, Scot Urada	587-2226, 587-2222	kam.kin.sin@hawaii.gov, scot.t.urada@hawaii.gov
D (TRN)	501/DC	Q010	20.205	H-1 FROM MIDDLE ST TO PUNCHBOWL ST, PE & CON FOR GRDRL/SHLDR IMPRVMTS	FHWA	464,400.00	464,400.00	various	Kam Kin Sin, Scot Urada	587-2226, 587-2222	kam.kin.sin@hawaii.gov, scot.t.urada@hawaii.gov
D (TRN)	501/DC	Q010	20.205	HON STATE - INTERSTATE RTE H-1, ADDN & MOD OF FREEWAY ACCESS, PALAILAI INTERCHG TO MAKAKILO INTERCHG, (KAPOLEI INTERCHG COMP) PH 1	FHWA	331,243.65	331,243.65	various	Kam Kin Sin, Scot Urada	587-2226, 587-2222	kam.kin.sin@hawaii.gov, scot.t.urada@hawaii.gov
D (TRN)	501/DC	Q010	20.205	HON STATE - ROUTE H-1 PUNAHOU STREET OFF-RAMP, ROW & CON FOR WIDENING OFF-RAMP	FHWA	1,017,000.00	1,017,000.00	various	Kam Kin Sin, Scot Urada	587-2226, 587-2222	kam.kin.sin@hawaii.gov, scot.t.urada@hawaii.gov
D (TRN)	501/DC	Q010	20.205	INTERSTATE ROUTE H-1 AT PALAILAI INTERCHANGE , CON FOR RECONSTRUCTION	FHWA	6,914,866.00	6,914,866.00	various	Kam Kin Sin, Scot Urada	587-2226, 587-2222	kam.kin.sin@hawaii.gov, scot.t.urada@hawaii.gov
D (TRN)	501/DC	Q010	20.205	INTERSTATE ROUTE H-1 AT PEARL CITY AND WAIMALU VIADUCTS; PE FOR BRIDGE REHABILITATION	FHWA	1,467,000.00	1,467,000.00	various	Kam Kin Sin, Scot Urada	587-2226, 587-2222	kam.kin.sin@hawaii.gov, scot.t.urada@hawaii.gov
D (TRN)	501/DC	Q010	20.205	INTERSTATE ROUTE H-1, ADDITION & MODIFICATION OF FWY ACCESS, PALAILAI INTERCHG TO MAKAKILO INTERCHG (KAPOLEI INTERCHG COMP) PH 1	FHWA	1,600.00	1,600.00	various	Kam Kin Sin, Scot Urada	587-2226, 587-2222	kam.kin.sin@hawaii.gov, scot.t.urada@hawaii.gov
D (TRN)	501/DC	Q010	20.205	INTERSTATE ROUTE H-2 AND MOANALUA FREEWAY, PE FOR UPGRADING BRIDGE RAILING AND END POSTS, GUARDRAIL AND SHOULDER IMPROVEMENTS	FHWA	388,994.81	388,994.81	various	Kam Kin Sin, Scot Urada	587-2226, 587-2222	kam.kin.sin@hawaii.gov, scot.t.urada@hawaii.gov
D (TRN)	501/DC	Q010	20.205	INTERSTATE RTE H-2 REHABILITATION WAIPIO IC & MILILANI IC ON-OFF RAMPS, KA UKA BLVD & MEHEULA PARKWAY OVERPASSES & KIPAPA GULCH BR	FHWA	6,300,000.00	6,300,000.00	various	Kam Kin Sin, Scot Urada	587-2226, 587-2222	kam.kin.sin@hawaii.gov, scot.t.urada@hawaii.gov
D (TRN)	501/DC	Q010	20.205	RT H-1 VIC PUNCHBOWL ST OR TO KAPIOLANI I.C. , CON FOR RESURFACING	FHWA	14,681,358.00	14,681,358.00	various	Kam Kin Sin, Scot Urada	587-2226, 587-2222	kam.kin.sin@hawaii.gov, scot.t.urada@hawaii.gov

Department of Transportation - Highways Division
Federal Awards

Table 11

<u>State</u> <u>Expending</u> <u>Agency</u>	<u>Program ID</u>	<u>Award</u> <u>Number</u>	<u>CFDA Number</u>	<u>Award Description</u>	<u>Awarding</u> <u>Federal</u> <u>Agency</u>	<u>Award Amount</u>	<u>Award Amount</u> <u>Allocated to the</u> <u>Pgm ID in</u> <u>Column B</u>	<u>State</u> <u>Appropriation</u> <u>Symbol</u>	<u>Contact Name</u>	<u>Contact</u> <u>Phone</u>	<u>Contact Email</u>
D (TRN)	501/DC	Q010	20.205	RT H-1W.B. KAONOHI ST TO PEARL CITY OFF-RAMP , PE FOR WIDENING FOR AUXILIARY LANE	FHWA	4,566,600.00	4,566,600.00	various	Kam Kin Sin, Scot Urada	587-2226, 587-2222	kam.kin.sin@hawaii.gov, scot.t.urada@hawaii.gov
D (TRN)	501/DC	Q030	20.205	VARIOUS LOCATIONS ON OAHU, PE/CON FOR GUARDRAIL/SHLDR IMPRVMTS	FHWA	400,000.00	400,000.00	various	Kam Kin Sin, Scot Urada	587-2226, 587-2222	kam.kin.sin@hawaii.gov, scot.t.urada@hawaii.gov
D (TRN)	501/DC	Q040	20.205	ROUTE 901, FORT BARRETTE ROAD - FARRINGTON HWY TO BARBER'S POINT; PE & ROW FOR ROADWAY WIDENING	FHWA	98,790.00	98,790.00	various	Kam Kin Sin, Scot Urada	587-2226, 587-2222	kam.kin.sin@hawaii.gov, scot.t.urada@hawaii.gov
D (TRN)	501/DC	Q050	20.205	ALA MOANA BLVD AT ENTRANCE TO ALA MOANA SHOPPING CENTER; CON FOR UPGRADING EXISTING TRAFFIC SIGNALS	FHWA	869,103.00	869,103.00	various	Kam Kin Sin, Scot Urada	587-2226, 587-2222	kam.kin.sin@hawaii.gov, scot.t.urada@hawaii.gov
D (TRN)	501/DC	Q050	20.205	HON STATE - FARRINGTON HIGHWAY, NANAKULI TO MAKAHA, PE & CON FOR SAFETY IMPROVEMENTS	FHWA	4,279,192.96	4,279,192.96	various	Kam Kin Sin, Scot Urada	587-2226, 587-2222	kam.kin.sin@hawaii.gov, scot.t.urada@hawaii.gov
D (TRN)	501/DC	Q050	20.205	HON STATE - INTERSTATE ROUTE H-1 REHABILITATION, MIDDLE STREET TO VICINITY OF WARD AVENUE (CON)	FHWA	1,000,000.00	1,000,000.00	various	Kam Kin Sin, Scot Urada	587-2226, 587-2222	kam.kin.sin@hawaii.gov, scot.t.urada@hawaii.gov
D (TRN)	501/DC	Q050	20.205	INTERSTATE ROUTE H-1, ZIPPER LANE EXTENSION, RADFORD DR. OVERPASS TO KEEHI INTERCHANGE; CON TO INSTALL MOVABLE BARRIER SYS	FHWA	4,709,202.00	4,709,202.00	various	Kam Kin Sin, Scot Urada	587-2226, 587-2222	kam.kin.sin@hawaii.gov, scot.t.urada@hawaii.gov
D (TRN)	501/DC	Q050	20.205	INTERSTATE ROUTE H-3, INTERSTATE CONSTRUCTION FINISHING AND WESTBOUND, KAONOHI ST TO PEARL CITY OFF-RAMP (UNIT VIII)	FHWA	36,022,039.81	36,022,039.81	various	Kam Kin Sin, Scot Urada	587-2226, 587-2222	kam.kin.sin@hawaii.gov, scot.t.urada@hawaii.gov
D (TRN)	501/DC	Q050	20.205	INTERSTATE ROUTES H-1, H-2, H-3 & MOANALUA FR, FREEWAY SERVICE PATROLS	FHWA	2,565,000.00	2,565,000.00	various	Kam Kin Sin, Scot Urada	587-2226, 587-2222	kam.kin.sin@hawaii.gov, scot.t.urada@hawaii.gov
D (TRN)	501/DC	Q050	20.205	KAHEKILI HWY., KULUKEOE ST. TO HAIKU RD.; CON FOR LANDSCAPING IMPROVEMENTS.	FHWA	2,645,604.00	2,645,604.00	various	Kam Kin Sin, Scot Urada	587-2226, 587-2222	kam.kin.sin@hawaii.gov, scot.t.urada@hawaii.gov
D (TRN)	501/DC	Q050	20.205	KALANIANAOLE HWY, AINAKOA AVE TO W.HIND DR, CON FOR RESURFACING	FHWA	3,623,915.00	3,623,915.00	various	Kam Kin Sin, Scot Urada	587-2226, 587-2222	kam.kin.sin@hawaii.gov, scot.t.urada@hawaii.gov
D (TRN)	501/DC	Q050	20.205	KAMEHAMEHA HIGHWAY AT KOKOLOLO STREAM BRIDGE REPLACEMENT; ROW & CON FOR BRIDGE REPLACEMENT	FHWA	1,614,183.00	1,614,183.00	various	Kam Kin Sin, Scot Urada	587-2226, 587-2222	kam.kin.sin@hawaii.gov, scot.t.urada@hawaii.gov

Department of Transportation - Highways Division
Federal Awards

Table 11

<u>State Expending Agency</u>	<u>Program ID</u>	<u>Award Number</u>	<u>CFDA Number</u>	<u>Award Description</u>	<u>Awarding Federal Agency</u>	<u>Award Amount</u>	<u>Award Amount Allocated to the Pgm ID in Column B</u>	<u>State Appropriation Symbol</u>	<u>Contact Name</u>	<u>Contact Phone</u>	<u>Contact Email</u>
D (TRN)	501/DC	Q050	20.205	KAMEHAMEHA HIGHWAY IMPROVEMENTS, WAIPAHAU ST. TO KA UKA BLVD., PE & ROW FOR ROADWAY IMPROVEMENTS.	FHWA	544,000.00	544,000.00	various	Kam Kin Sin, Scot Urada	587-2226, 587-2222	kam.kin.sin@hawaii.gov, scot.t.urada@hawaii.gov
D (TRN)	501/DC	Q050	20.205	KAMEHAMEHA HIGHWAY RESURFACING, WAIHOLE VALLEY ROAD TO CROUCHING LION INN (CON)	FHWA	12,296,963.00	12,296,963.00	various	Kam Kin Sin, Scot Urada	587-2226, 587-2222	kam.kin.sin@hawaii.gov, scot.t.urada@hawaii.gov
D (TRN)	501/DC	Q050	20.205	KAMEHAMEHA HIGHWAY WIDENING, LANIKUHANA AVENUE TO KA UKA BOULEVARD (PE FOR PLANNING)	FHWA	1,020,760.00	1,020,760.00	various	Kam Kin Sin, Scot Urada	587-2226, 587-2222	kam.kin.sin@hawaii.gov, scot.t.urada@hawaii.gov
D (TRN)	501/DC	Q050	20.205	KAMEHAMEHA HWY VIC KANEOHE BAY DR - KAHIKO ST, CON FOR RESURFACING	FHWA	2,667,529.00	2,667,529.00	various	Kam Kin Sin, Scot Urada	587-2226, 587-2222	kam.kin.sin@hawaii.gov, scot.t.urada@hawaii.gov
D (TRN)	501/DC	Q050	20.205	KAMEHAMEHA HWY, VICINITY OF KAHUKU HOSPITAL & AT KII BRIDGE; PE & CON FOR DRAINAGE IMPRVMTS & BR REPLACEMENT	FHWA	3,011,467.00	3,011,467.00	various	Kam Kin Sin, Scot Urada	587-2226, 587-2222	kam.kin.sin@hawaii.gov, scot.t.urada@hawaii.gov
D (TRN)	501/DC	Q050	20.205	MOANALUA FREEWAY RESURFACING, HALAWA INTERCHANGE TO KAHAIKI (MIDDLE STREET) INTERCHANGE;CON FOR RESURFACING	FHWA	1,348,832.00	1,348,832.00	various	Kam Kin Sin, Scot Urada	587-2226, 587-2222	kam.kin.sin@hawaii.gov, scot.t.urada@hawaii.gov
D (TRN)	501/DC	Q050	20.205	NIMITZ HWY, SUMNER ST TO QUEEN ST, CON FOR REHABILITATION	FHWA	8,959,237.00	8,959,237.00	various	Kam Kin Sin, Scot Urada	587-2226, 587-2222	kam.kin.sin@hawaii.gov, scot.t.urada@hawaii.gov
D (TRN)	501/DC	Q050	20.205	OAHU STATE - KALANIANAOLE HIGHWAY RESURFACING, WEST HIND DRIVE TO VICINITY OF HANAUMA BAY ROAD (CON)	FHWA	444,555.17	444,555.17	various	Kam Kin Sin, Scot Urada	587-2226, 587-2222	kam.kin.sin@hawaii.gov, scot.t.urada@hawaii.gov
D (TRN)	501/DC	Q050	20.205	ROUTE 72: KALANIANAOLE HIGHWAY NEAR KEOLU DRIVE; CON FOR DRAINAGE IMPROVEMENTS	FHWA	1,322,000.00	1,322,000.00	various	Kam Kin Sin, Scot Urada	587-2226, 587-2222	kam.kin.sin@hawaii.gov, scot.t.urada@hawaii.gov
D (TRN)	501/DC	Q050	20.205	TRAFFIC MANAGEMENT SYSTEM CCTV PHASE 1 (H-1, H-3 AND H-201) (CON)	FHWA	1,257,687.00	1,257,687.00	various	Kam Kin Sin, Scot Urada	587-2226, 587-2222	kam.kin.sin@hawaii.gov, scot.t.urada@hawaii.gov
D (TRN)	501/DC	Q060	20.205	HON STATE - RTE 64, SAND ISLAND PARKWAY @ BASCULE BRIDGE; CON FOR BRIDGE REHAB [SAND ISLAND PARKWAY, BASCULE BR DECK REPLACEMENT]	FHWA	4,121,496.71	4,121,496.71	various	Kam Kin Sin, Scot Urada	587-2226, 587-2222	kam.kin.sin@hawaii.gov, scot.t.urada@hawaii.gov
D (TRN)	501/DC	Q060	20.205	RT H-1W.B. KAONOHI ST TO PEARL CITY OFF-RAMP , PE FOR WIDENING FOR AUXILIARY LANE	FHWA	2,982,025.00	2,982,025.00	various	Kam Kin Sin, Scot Urada	587-2226, 587-2222	kam.kin.sin@hawaii.gov, scot.t.urada@hawaii.gov

Department of Transportation - Highways Division
Federal Awards

Table 11

<u>State</u> <u>Expending</u> <u>Agency</u>	<u>Program ID</u>	<u>Award</u> <u>Number</u>	<u>CFDA Number</u>	<u>Award Description</u>	<u>Awarding</u> <u>Federal</u> <u>Agency</u>	<u>Award Amount</u>	<u>Award Amount</u> <u>Allocated to the</u> <u>Pgm ID in</u> <u>Column B</u>	<u>State</u> <u>Appropriation</u> <u>Symbol</u>	<u>Contact Name</u>	<u>Contact</u> <u>Phone</u>	<u>Contact Email</u>
D (TRN)	501/DC	Q100	20.205	H-1 @ AUSTIN BRIDGE SEPARATION & WAIU I.C. , PE & CON FOR SEISMIC RETROFIT	FHWA	955,760.00	955,760.00	various	Kam Kin Sin, Scot Urada	587-2226, 587-2222	kam.kin.sin@hawaii.gov, scot.t.urada@hawaii.gov
D (TRN)	501/DC	Q100	20.205	HON STATE - KAMEHAMEHA HIGHWAY AT SOUTH KAHANA STREAM BRIDGE; PE, ROW & CON FOR BRIDGE REPLACEMENT	FHWA	1,098,792.00	1,098,792.00	various	Kam Kin Sin, Scot Urada	587-2226, 587-2222	kam.kin.sin@hawaii.gov, scot.t.urada@hawaii.gov
D (TRN)	501/DC	Q100	20.205	INTERSTATE ROUTE H-1 PALI INTERCHANGE AND NUUANU AVENUE SEPARATION; PE & CON FOR SEISMIC RETROFIT	FHWA	582,993.60	582,993.60	various	Kam Kin Sin, Scot Urada	587-2226, 587-2222	kam.kin.sin@hawaii.gov, scot.t.urada@hawaii.gov
D (TRN)	501/DC	Q100	20.205	KAMEHAMEHA HIGHWAY AT CANE HAUL ROAD OVERPASS (IN-BOUND AND OUT-BOUND), WAIPAHU, OAHU; PE/ROW/CON FOR BRIDGE REPLACEMENT	FHWA	980,000.00	980,000.00	various	Kam Kin Sin, Scot Urada	587-2226, 587-2222	kam.kin.sin@hawaii.gov, scot.t.urada@hawaii.gov
D (TRN)	501/DC	Q100	20.205	KAMEHAMEHA HIGHWAY AT HALAWA STREAM, CON FOR BRIDGE REPLACEMENT	FHWA	6,110,000.00	6,110,000.00	various	Kam Kin Sin, Scot Urada	587-2226, 587-2222	kam.kin.sin@hawaii.gov, scot.t.urada@hawaii.gov
D (TRN)	501/DC	Q100	20.205	KAMEHAMEHA HIGHWAY AT KALUANUI STREAM BRIDGE; PE, ROW & CON FOR BRIDGE REPLACEMENT	FHWA	900,240.00	900,240.00	various	Kam Kin Sin, Scot Urada	587-2226, 587-2222	kam.kin.sin@hawaii.gov, scot.t.urada@hawaii.gov
D (TRN)	501/DC	Q100	20.205	KAMEHAMEHA HIGHWAY AT KAWELA STREAM BRIDGE; ROW & CON FOR BRIDGE REPLACEMENT.	FHWA	168,000.00	168,000.00	various	Kam Kin Sin, Scot Urada	587-2226, 587-2222	kam.kin.sin@hawaii.gov, scot.t.urada@hawaii.gov
D (TRN)	501/DC	Q100	20.205	KAMEHAMEHA HIGHWAY AT KOKOLOLO STREAM BRIDGE REPLACEMENT; ROW & CON FOR BRIDGE REPLACEMENT	FHWA	4,531,842.00	4,531,842.00	various	Kam Kin Sin, Scot Urada	587-2226, 587-2222	kam.kin.sin@hawaii.gov, scot.t.urada@hawaii.gov
D (TRN)	501/DC	Q100	20.205	KAMEHAMEHA HIGHWAY, UPPER POAMOHO STREAM BRIDGE REPLACEMENT; PE, ROW & CON	FHWA	2,017,216.00	2,017,216.00	various	Kam Kin Sin, Scot Urada	587-2226, 587-2222	kam.kin.sin@hawaii.gov, scot.t.urada@hawaii.gov
D (TRN)	501/DC	Q100	20.205	KAMEHAMEHA HWY @ WAIHOLE, PE & CON FOR BRIDGE REPLACEMENT	FHWA	80,000.00	80,000.00	various	Kam Kin Sin, Scot Urada	587-2226, 587-2222	kam.kin.sin@hawaii.gov, scot.t.urada@hawaii.gov
D (TRN)	501/DC	Q100	20.205	KAMEHAMEHA HWY AT NORTH KAHANA STREAM BRIDGE; ROW AND CON FOR BRIDGE REPLACEMENT	FHWA	128,800.00	128,800.00	various	Kam Kin Sin, Scot Urada	587-2226, 587-2222	kam.kin.sin@hawaii.gov, scot.t.urada@hawaii.gov
D (TRN)	501/DC	Q100	20.205	KAMEHAMEHA HIGHWAY, KAIPAPAU STREAM BRIDGE REPLACEMENT; ROW AND CONSTRUCTION FOR EXISTING STRUCTURE	FHWA	80,000.00	80,000.00	various	Kam Kin Sin, Scot Urada	587-2226, 587-2222	kam.kin.sin@hawaii.gov, scot.t.urada@hawaii.gov

Department of Transportation - Highways Division
Federal Awards

Table 11

<u>State</u> <u>Expending</u> <u>Agency</u>	<u>Program ID</u>	<u>Award</u> <u>Number</u>	<u>CFDA Number</u>	<u>Award Description</u>	<u>Awarding</u> <u>Federal</u> <u>Agency</u>	<u>Award Amount</u>	<u>Award Amount</u> <u>Allocated to the</u> <u>Pgm ID in</u> <u>Column B</u>	<u>State</u> <u>Appropriation</u> <u>Symbol</u>	<u>Contact Name</u>	<u>Contact</u> <u>Phone</u>	<u>Contact Email</u>
D (TRN)	501/DC	Q100	20.205	RTE 93, FARRINGTON HWY AT MAKAHA BR NO. 3 & MAKAHA BR NO. 3A; PE, ROW & CON FOR BRIDGE REPLACEMENT, NO ADDED CAPACITY	FHWA	1,231,697.84	1,231,697.84	various	Kam Kin Sin, Scot Urada	587-2226, 587-2222	kam.kin.sin@hawaii.gov, scot.t.urada@hawaii.gov
D (TRN)	501/DC	Q120	20.205	FARRINGTON HIGHWAY T MAIPALAOA BRIDGE; PE, ROW & CON FOR BRIDGE REPLACEMENT	FHWA	1,891,648.00	1,891,648.00	various	Kam Kin Sin, Scot Urada	587-2226, 587-2222	kam.kin.sin@hawaii.gov, scot.t.urada@hawaii.gov
D (TRN)	501/DC	Q120	20.205	HON STATE - KAMEHAMEHA HIGHWAY AT LAIELOA STREAM BRIDGE; PE & ROW FOR BRIDGE REHABILITATION	FHWA	247,913.19	247,913.19	various	Kam Kin Sin, Scot Urada	587-2226, 587-2222	kam.kin.sin@hawaii.gov, scot.t.urada@hawaii.gov
D (TRN)	501/DC	Q120	20.205	INTERSTATE ROUTE H-1 AT LUNALILO-VINEYARD ON-RAMP; PE & CON FOR SEISMIC RETROFIT	FHWA	481,341.00	481,341.00	various	Kam Kin Sin, Scot Urada	587-2226, 587-2222	kam.kin.sin@hawaii.gov, scot.t.urada@hawaii.gov
D (TRN)	501/DC	Q120	20.205	INTERSTATE ROUTE H-3 AT MOKAPU INTERCHANGE; PE & CON FOR SEISMIC RETROFIT OF BRIDGE	FHWA	505,560.00	505,560.00	various	Kam Kin Sin, Scot Urada	587-2226, 587-2222	kam.kin.sin@hawaii.gov, scot.t.urada@hawaii.gov
D (TRN)	501/DC	Q120	20.205	MOANALUA FREEWAY, SEISMIC RETROFIT OF PUULOA INTERCHANGE (PE)	FHWA	752,000.00	752,000.00	various	Kam Kin Sin, Scot Urada	587-2226, 587-2222	kam.kin.sin@hawaii.gov, scot.t.urada@hawaii.gov
D (TRN)	501/DC	Q220	20.205	KALANIANA'OLE HIGHWAY, KA IWI PARK; ROW/CON FOR SCENIC SHORELINE	FHWA	5,075,473.85	5,075,473.85	various	Kam Kin Sin, Scot Urada	587-2226, 587-2222	kam.kin.sin@hawaii.gov, scot.t.urada@hawaii.gov
D (TRN)	501/DC	Q220	20.205	LEEWARD BIKEWAY, WAIPAHA DEPOT ROAD TO LUALUALEI (P, R)	FHWA	2,604,786.00	2,604,786.00	various	Kam Kin Sin, Scot Urada	587-2226, 587-2222	kam.kin.sin@hawaii.gov, scot.t.urada@hawaii.gov
D (TRN)	501/DC	Q240	20.205	HON STATE - NIMITZ HIGHWAY, RODGERS BLVD TO AHUA STREET, CON FOR RESURFACING	FHWA	3,058,660.95	3,058,660.95	various	Kam Kin Sin, Scot Urada	587-2226, 587-2222	kam.kin.sin@hawaii.gov, scot.t.urada@hawaii.gov
D (TRN)	501/DC	Q240	20.205	INTERSTATE ROUTE H-2 AND MOANALUA FREEWAY, PE FOR UPGRADING BRIDGE RAILING AND END POSTS, GUARDRAIL AND SHOULDER IMPROVEMENTS	FHWA	75,953.35	75,953.35	various	Kam Kin Sin, Scot Urada	587-2226, 587-2222	kam.kin.sin@hawaii.gov, scot.t.urada@hawaii.gov
D (TRN)	501/DC	Q240	20.205	KANEHOE BAY DRIVE FROM VICINITY OF PUOHALA STREET TO KAWA BRIDGE; CON FOR ROADWAY WIDENING	FHWA	1,636,800.00	1,636,800.00	various	Kam Kin Sin, Scot Urada	587-2226, 587-2222	kam.kin.sin@hawaii.gov, scot.t.urada@hawaii.gov
D (TRN)	501/DC	Q240	20.205	LIKELIKE HIGHWAY, WILSON TUNNELS; CONSTRUCTION FOR LEAK AND CRACK REMEDIATION	FHWA	5,216,716.00	5,216,716.00	various	Kam Kin Sin, Scot Urada	587-2226, 587-2222	kam.kin.sin@hawaii.gov, scot.t.urada@hawaii.gov
D (TRN)	501/DC	Q240	20.205	LIKELIKE HWY FROM EMMELINE PL TO WILSON TUNNEL; CON FOR ROADWAY RECONSTRUCTION	FHWA	4,922,956.00	4,922,956.00	various	Kam Kin Sin, Scot Urada	587-2226, 587-2222	kam.kin.sin@hawaii.gov, scot.t.urada@hawaii.gov

Department of Transportation - Highways Division
Federal Awards

Table 11

<u>State</u> <u>Expending</u> <u>Agency</u>	<u>Program ID</u>	<u>Award</u> <u>Number</u>	<u>CFDA Number</u>	<u>Award Description</u>	<u>Awarding</u> <u>Federal</u> <u>Agency</u>	<u>Award Amount</u>	<u>Award Amount</u> <u>Allocated to the</u> <u>Pgm ID in</u> <u>Column B</u>	<u>State</u> <u>Appropriation</u> <u>Symbol</u>	<u>Contact Name</u>	<u>Contact</u> <u>Phone</u>	<u>Contact Email</u>
D (TRN)	501/DC	Q240	20.205	NORTH-SOUTH RD FROM KAPOLEI PARKWAY TO FARRINGTON HWY; ROW FOR NEW ROADWAY	FHWA	1,222,464.00	1,222,464.00	various	Kam Kin Sin, Scot Urada	587-2226, 587-2222	kam.kin.sin@hawaii.gov, scot.t.urada@hawaii.gov
D (TRN)	501/DC	Q240	20.205	PUULO A RD, KAM HWY TO SALT LAKE BLVD., PE, ROW & CON FOR ROADWAY WIDENING	FHWA	362,912.00	362,912.00	various	Kam Kin Sin, Scot Urada	587-2226, 587-2222	kam.kin.sin@hawaii.gov, scot.t.urada@hawaii.gov
D (TRN)	501/DC	Q400	20.205	VARIOUS LOCATIONS ON OAHU; CON FOR PEDESTRIAN FACILITIES AND ADA COMPLIANCE	FHWA	1,548,406.00	1,548,406.00	various	Kam Kin Sin, Scot Urada	587-2226, 587-2222	kam.kin.sin@hawaii.gov, scot.t.urada@hawaii.gov
D (TRN)	501/DC	Q400	20.205	VARIOUS LOCATIONS ON OAHU; CON FOR PEDESTRIAN FACILITIES AND ADA COMPLIANCE	FHWA	1,930,370.00	1,930,370.00	various	Kam Kin Sin, Scot Urada	587-2226, 587-2222	kam.kin.sin@hawaii.gov, scot.t.urada@hawaii.gov
D (TRN)	501/DC	Q450	20.205	HON STATE - FY 2009 OMPO OVERALL WORK PROGRAM	FHWA	767,266.25	767,266.25	various	Kam Kin Sin, Scot Urada	587-2226, 587-2222	kam.kin.sin@hawaii.gov, scot.t.urada@hawaii.gov
D (TRN)	501/DC	Q450	20.205	HON STATE - FY 2010 OMPO OVERALL WORK PROGRAM	FHWA	16,629.93	16,629.93	various	Kam Kin Sin, Scot Urada	587-2226, 587-2222	kam.kin.sin@hawaii.gov, scot.t.urada@hawaii.gov
D (TRN)	501/DC	Q450	20.205	HON STATE - FY 2011 OMPO OVERALL WORK PROGRAM	FHWA	2,966.47	2,966.47	various	Kam Kin Sin, Scot Urada	587-2226, 587-2222	kam.kin.sin@hawaii.gov, scot.t.urada@hawaii.gov
D (TRN)	501/DC	Q450	20.205	HON STATE - FY 2012 OMPO OVERALL WORK PROGRAM	FHWA	91,433.17	91,433.17	various	Kam Kin Sin, Scot Urada	587-2226, 587-2222	kam.kin.sin@hawaii.gov, scot.t.urada@hawaii.gov
D (TRN)	501/DC	Q450	20.205	HON STATE - FY 2013 OMPO OVERALL WORK PROGRAM	FHWA	515,947.00	515,947.00	various	Kam Kin Sin, Scot Urada	587-2226, 587-2222	kam.kin.sin@hawaii.gov, scot.t.urada@hawaii.gov
D (TRN)	501/DC	Q680	20.205	HON STATE - FARRINGTON HIGHWAY, NANAKULI TO MAKAHA, PE & CON FOR SAFETY IMPROVEMENTS	FHWA	1,982,615.00	1,982,615.00	various	Kam Kin Sin, Scot Urada	587-2226, 587-2222	kam.kin.sin@hawaii.gov, scot.t.urada@hawaii.gov
D (TRN)	501/DC	Q760	20.205	FORT WEAVER ROAD WIDENING, VICINITY OF AAWA DRIVE TO GEIGER ROAD	FHWA	2,296,328.22	2,296,328.22	various	Kam Kin Sin, Scot Urada	587-2226, 587-2222	kam.kin.sin@hawaii.gov, scot.t.urada@hawaii.gov
D (TRN)	501/DC	Q760	20.205	HIGHWAY LIGHTING IMPROVEMENTS AT VARIOUS LOCATIONS ON OAHU - INTERSTATE H-1, MOANALUA FREEWAY AND KAMEHAMEHA HIGHWAY	FHWA	796,800.00	796,800.00	various	Kam Kin Sin, Scot Urada	587-2226, 587-2222	kam.kin.sin@hawaii.gov, scot.t.urada@hawaii.gov
D (TRN)	501/DC	Q760	20.205	LIKELIKE HIGHWAY, WILSON TUNNELS; CONSTRUCTION FOR LEAK AND CRACK REMEDIATION	FHWA	7,557,745.00	7,557,745.00	various	Kam Kin Sin, Scot Urada	587-2226, 587-2222	kam.kin.sin@hawaii.gov, scot.t.urada@hawaii.gov
D (TRN)	501/DC	Q760	20.205	LIKELIKE HWY FROM EMMELINE PL TO WILSON TUNNEL; CON FOR ROADWAY RECONSTRUCTION	FHWA	10,423,977.00	10,423,977.00	various	Kam Kin Sin, Scot Urada	587-2226, 587-2222	kam.kin.sin@hawaii.gov, scot.t.urada@hawaii.gov
D (TRN)	501/DC	Q760	20.205	PUULO A RD, KAM HWY TO SALT LAKE BLVD., PE, ROW & CON FOR ROADWAY WIDENING	FHWA	7,313,225.77	7,313,225.77	various	Kam Kin Sin, Scot Urada	587-2226, 587-2222	kam.kin.sin@hawaii.gov, scot.t.urada@hawaii.gov

Department of Transportation - Highways Division
Federal Awards

Table 11

<u>State</u> <u>Expending</u> <u>Agency</u>	<u>Program ID</u>	<u>Award</u> <u>Number</u>	<u>CFDA Number</u>	<u>Award Description</u>	<u>Awarding</u> <u>Federal</u> <u>Agency</u>	<u>Award Amount</u>	<u>Award Amount</u> <u>Allocated to the</u> <u>Pgm ID in</u> <u>Column B</u>	<u>State</u> <u>Appropriation</u> <u>Symbol</u>	<u>Contact Name</u>	<u>Contact</u> <u>Phone</u>	<u>Contact Email</u>
D (TRN)	501/DC	Q760	20.205	ROUTE 901, FORT BARRETTE ROAD - FARRINGTON HWY TO BARBER'S POINT; PE & ROW FOR ROADWAY WIDENING	FHWA	1,040,000.00	1,040,000.00	various	Kam Kin Sin, Scot Urada	587-2226, 587-2222	kam.kin.sin@hawaii.gov, scot.t.urada@hawaii.gov
D (TRN)	501/DC	Q770	20.205	KAMEHAMEHA HIGHWAY, HYGIENIC STORE TO KAALAEA STREAM; PE FOR TRAFFIC IMPROVEMENTS	FHWA	2,400,000.00	2,400,000.00	various	Kam Kin Sin, Scot Urada	587-2226, 587-2222	kam.kin.sin@hawaii.gov, scot.t.urada@hawaii.gov
D (TRN)	501/DC	Q770	20.205	LIKELIKE HWY FROM EMMELINE PL TO WILSON TUNNEL; CON FOR ROADWAY RECONSTRUCTION	FHWA	5,600,000.00	5,600,000.00	various	Kam Kin Sin, Scot Urada	587-2226, 587-2222	kam.kin.sin@hawaii.gov, scot.t.urada@hawaii.gov
D (TRN)	501/DC	Q780	20.205	HIGHWAY LIGHTING IMPROVEMENTS AT VARIOUS LOCATIONS ON OAHU - INTERSTATE H-1, MOANALUA FREEWAY AND KAMEHAMEHA HIGHWAY	FHWA	83,200.00	83,200.00	various	Kam Kin Sin, Scot Urada	587-2226, 587-2222	kam.kin.sin@hawaii.gov, scot.t.urada@hawaii.gov
D (TRN)	501/DC	Q780	20.205	KANEOHE BAY DRIVE FROM VICINITY OF PUOHALA STREET TO KAWA BRIDGE; CON FOR ROADWAY WIDENING	FHWA	1,661,548.22	1,661,548.22	various	Kam Kin Sin, Scot Urada	587-2226, 587-2222	kam.kin.sin@hawaii.gov, scot.t.urada@hawaii.gov
D (TRN)	501/DC	Q780	20.205	ROUTE 901, FORT BARRETTE ROAD - FARRINGTON HWY TO BARBER'S POINT; PE & ROW FOR ROADWAY WIDENING	FHWA	981,921.00	981,921.00	various	Kam Kin Sin, Scot Urada	587-2226, 587-2222	kam.kin.sin@hawaii.gov, scot.t.urada@hawaii.gov
D (TRN)	501/DC	Q920	20.205	INTERSTATE ROUTE H-3, INTERSTATE CONSTRUCTION FINISHING AND WESTBOUND, KAONOHI ST TO PEARL CITY OFF-RAMP (UNIT VIII)	FHWA	11,060,916.00	11,060,916.00	various	Kam Kin Sin, Scot Urada	587-2226, 587-2222	kam.kin.sin@hawaii.gov, scot.t.urada@hawaii.gov
D (TRN)	501/DC	Q920	20.205	NORTH-SOUTH RD FROM KAPOLEI PARKWAY TO FARRINGTON HWY; ROW FOR NEW ROADWAY	FHWA	1,537,648.00	1,537,648.00	various	Kam Kin Sin, Scot Urada	587-2226, 587-2222	kam.kin.sin@hawaii.gov, scot.t.urada@hawaii.gov
D (TRN)	501/DC	Q920	20.205	NORTH-SOUTH ROAD PH 1A - FLOATING SEGMENT BETWEEN KAPOLEI PARKWAY TO FARRINGTON HIGHWAY; CON FOR NEW ROADWAY	FHWA	10,639,508.00	10,639,508.00	various	Kam Kin Sin, Scot Urada	587-2226, 587-2222	kam.kin.sin@hawaii.gov, scot.t.urada@hawaii.gov
D (TRN)	501/DC	Q920	20.205	PUULOA RD, KAM HWY TO SALT LAKE BLVD., PE, ROW & CON FOR ROADWAY WIDENING	FHWA	6,919,422.00	6,919,422.00	various	Kam Kin Sin, Scot Urada	587-2226, 587-2222	kam.kin.sin@hawaii.gov, scot.t.urada@hawaii.gov
D (TRN)	501/DC	Q920	20.205	RT H-1W.B. KAONOHI ST TO PEARL CITY OFF-RAMP , PE FOR WIDENING FOR AUXILIARY LANE	FHWA	4,315,575.00	4,315,575.00	various	Kam Kin Sin, Scot Urada	587-2226, 587-2222	kam.kin.sin@hawaii.gov, scot.t.urada@hawaii.gov

Department of Transportation - Highways Division
Federal Awards

Table 11

<u>State</u> <u>Expending</u> <u>Agency</u>	<u>Program ID</u>	<u>Award</u> <u>Number</u>	<u>CFDA Number</u>	<u>Award Description</u>	<u>Awarding</u> <u>Federal</u> <u>Agency</u>	<u>Award Amount</u>	<u>Award Amount</u> <u>Allocated to the</u> <u>Pgm ID in</u> <u>Column B</u>	<u>State</u> <u>Appropriation</u> <u>Symbol</u>	<u>Contact Name</u>	<u>Contact</u> <u>Phone</u>	<u>Contact Email</u>
D (TRN)	501/DC	QX20	20.205	SALT LAKE BLVD. BRIDGE AT HALAWA STREAM; RESERACH ON FRP SHEAR STRENGTHENING OF SALT LAKE BLVD. BRIDGE - INNOVATIVE BR RESEARCH	FHWA	360,886.00	360,886.00	various	Kam Kin Sin, Scot Urada	587-2226, 587-2222	kam.kin.sin@hawaii.gov, scot.t.urada@hawaii.gov
D (TRN)	511/DD	1.80E+01	20.205	HI STATE - RT 11: HBR, VOLCANO NAT'L PARK MP 30.7-33.3, PE & CON FOR RDWY WIDEN & REALIGN	FHWA	2,927,000.00	2,927,000.00	various	Kam Kin Sin, Scot Urada	587-2226, 587-2222	kam.kin.sin@hawaii.gov, scot.t.urada@hawaii.gov
D (TRN)	511/DD	1.80E+01	20.205	QUEEN KAAHUMANU HWY ACCESS;KALOKO-HONOKOHAU , PE & CON FOR INTERSECTION IMPRVMTS	FHWA	550,000.00	550,000.00	various	Kam Kin Sin, Scot Urada	587-2226, 587-2222	kam.kin.sin@hawaii.gov, scot.t.urada@hawaii.gov
D (TRN)	511/DD	100	20.205	RTE 19: HILO WATERFRONT RD, WAILOA RIVER BR., CON FOR BRIDGE SAFETY IMPROV.	FHWA	6,677,000.00	6,677,000.00	various	Kam Kin Sin, Scot Urada	587-2226, 587-2222	kam.kin.sin@hawaii.gov, scot.t.urada@hawaii.gov
D (TRN)	511/DD	750	20.205	AKONI PULE HIGHWAY, KOKOIKE TO KAPAAU, CON FOR RESURFACING	FHWA	1,389,770.84	1,389,770.84	various	Kam Kin Sin, Scot Urada	587-2226, 587-2222	kam.kin.sin@hawaii.gov, scot.t.urada@hawaii.gov
D (TRN)	511/DD	750	20.205	KEEAU-PAHOA RD, PARADISE PARK SEC PH 2&3, CON FOR SAFETY IMPROVEMENTS	FHWA	3,731,090.04	3,731,090.04	various	Kam Kin Sin, Scot Urada	587-2226, 587-2222	kam.kin.sin@hawaii.gov, scot.t.urada@hawaii.gov
D (TRN)	511/DD	980	20.205	EMERGENCY EARTHQUAKE ROCKFALL REPAIRS, VAR LOCS ON HAWAII, UNIT 2, (RTE 11, MAMALAOA HWY), (RTE 19, KAWAIHAE RD/QUEEN KAAHUMANU)	FHWA	137,746.34	137,746.34	various	Kam Kin Sin, Scot Urada	587-2226, 587-2222	kam.kin.sin@hawaii.gov, scot.t.urada@hawaii.gov
D (TRN)	511/DD	980	20.205	HI STATE - HAWAII BELT ROAD, KAWAILI BRIDGE REPLACEMENT (P, R, C)	FHWA	435,734.59	435,734.59	various	Kam Kin Sin, Scot Urada	587-2226, 587-2222	kam.kin.sin@hawaii.gov, scot.t.urada@hawaii.gov
D (TRN)	511/DD	980	20.205	MAMALAOA HIGHWAY IN PAHALA; CON FOR EMERGENCY REPLACEMENT OF PAUAU STRM BRIDGE, IMPRVMTS @ KAMANI ST. & REHAB VAR. BRIDGES	FHWA	35,285.81	35,285.81	various	Kam Kin Sin, Scot Urada	587-2226, 587-2222	kam.kin.sin@hawaii.gov, scot.t.urada@hawaii.gov
D (TRN)	511/DD	1140	20.205	HAWAII BELT RD AT HALAULANI BRIDGE, PE/ROW/CON FOR BRIDGE REMOVAL	FHWA	1,184,803.71	1,184,803.71	various	Kam Kin Sin, Scot Urada	587-2226, 587-2222	kam.kin.sin@hawaii.gov, scot.t.urada@hawaii.gov
D (TRN)	511/DD	1140	20.205	HAWAII BELT ROAD, VARIOUS BRIDGES WEST OF NINOLE, CON FOR SEISMIC RETROFIT	FHWA	983,400.00	983,400.00	various	Kam Kin Sin, Scot Urada	587-2226, 587-2222	kam.kin.sin@hawaii.gov, scot.t.urada@hawaii.gov
D (TRN)	511/DD	1180	20.205	HAWAII BELT RD, VAR BRIDGES OF PEPEEKEO, CON: SEISMIC RETROFIT - VAR BRIDGES	FHWA	3,456,972.00	3,456,972.00	various	Kam Kin Sin, Scot Urada	587-2226, 587-2222	kam.kin.sin@hawaii.gov, scot.t.urada@hawaii.gov

Department of Transportation - Highways Division
Federal Awards

Table 11

<u>State</u> <u>Expending</u> <u>Agency</u>	<u>Program ID</u>	<u>Award</u> <u>Number</u>	<u>CFDA Number</u>	<u>Award Description</u>	<u>Awarding</u> <u>Federal</u> <u>Agency</u>	<u>Award Amount</u>	<u>Award Amount</u> <u>Allocated to the</u> <u>Pgm ID in</u> <u>Column B</u>	<u>State</u> <u>Appropriation</u> <u>Symbol</u>	<u>Contact Name</u>	<u>Contact</u> <u>Phone</u>	<u>Contact Email</u>
D (TRN)	511/DD	1180	20.205	HAWAII BELT RD, VICINITY OF HILO, CON FOR SEISMIC RETROFIT	FHWA	5,072,376.00	5,072,376.00	various	Kam Kin Sin, Scot Urada	587-2226, 587-2222	kam.kin.sin@hawaii.gov, scot.t.urada@hawaii.gov
D (TRN)	511/DD	1180	20.205	HAWAII BELT ROAD VICINITY OF PAPAIKOU, CON FOR SEISMIC RETROFIT	FHWA	2,718,400.00	2,718,400.00	various	Kam Kin Sin, Scot Urada	587-2226, 587-2222	kam.kin.sin@hawaii.gov, scot.t.urada@hawaii.gov
D (TRN)	511/DD	1180	20.205	HAWAII BELT ROAD, VICINITY OF LAUPAHOEHOE, CON FOR SEISMIC RETROFIT	FHWA	2,529,160.00	2,529,160.00	various	Kam Kin Sin, Scot Urada	587-2226, 587-2222	kam.kin.sin@hawaii.gov, scot.t.urada@hawaii.gov
D (TRN)	511/DD	1180	20.205	HAWAII STATE - KAWAIHAE ROAD, WAIKA STREAM BRIDGE REPLACEMENT (P, R)	FHWA	142,142.94	142,142.94	various	Kam Kin Sin, Scot Urada	587-2226, 587-2222	kam.kin.sin@hawaii.gov, scot.t.urada@hawaii.gov
D (TRN)	511/DD	1180	20.205	HAWAII STATE - VARIOUS BRIDGES ON ISLAND OF HAWAII, PE FOR SEISMIC RETROFIT	FHWA	3,619,090.45	3,619,090.45	various	Kam Kin Sin, Scot Urada	587-2226, 587-2222	kam.kin.sin@hawaii.gov, scot.t.urada@hawaii.gov
D (TRN)	511/DD	1180	20.205	HI BELT RD, AUWAIKEAKUA & POPOO BRIDGES, PE FOR BRIDGE REPLACEMENT	FHWA	4,147,880.00	4,147,880.00	various	Kam Kin Sin, Scot Urada	587-2226, 587-2222	kam.kin.sin@hawaii.gov, scot.t.urada@hawaii.gov
D (TRN)	511/DD	1180	20.205	HONOKAA-WAIPIO ROAD, KAWAIKALIA BRIDGE, CON FOR BRIDGE REPAIRS	FHWA	151,579.00	151,579.00	various	Kam Kin Sin, Scot Urada	587-2226, 587-2222	kam.kin.sin@hawaii.gov, scot.t.urada@hawaii.gov
D (TRN)	511/DD	1180	20.205	RTE 19: HBR, KEALAKAHA STRM BRIDGE, CON FOR BRIDGE REPLACEMENT	FHWA	1,320,000.00	1,320,000.00	various	Kam Kin Sin, Scot Urada	587-2226, 587-2222	kam.kin.sin@hawaii.gov, scot.t.urada@hawaii.gov
D (TRN)	511/DD	1180	20.205	RTE 19: HILO WATERFRONT RD, WAILOA RIVER BR., CON FOR BRIDGE SAFETY IMPROV.	FHWA	2,611,164.00	2,611,164.00	various	Kam Kin Sin, Scot Urada	587-2226, 587-2222	kam.kin.sin@hawaii.gov, scot.t.urada@hawaii.gov
D (TRN)	511/DD	1190	20.205	RTE 19: HILO WATERFRONT RD, WAILOA RIVER BR., CON FOR BRIDGE SAFETY IMPROV.	FHWA	4,400,000.00	4,400,000.00	various	Kam Kin Sin, Scot Urada	587-2226, 587-2222	kam.kin.sin@hawaii.gov, scot.t.urada@hawaii.gov
D (TRN)	511/DD	1830	20.205	QUEEN KAAHUMANU HWY ACCESS;KALOKO-HONOKOHAU , PE & CON FOR INTERSECTION IMPRVMTS	FHWA	108,403.00	108,403.00	various	Kam Kin Sin, Scot Urada	587-2226, 587-2222	kam.kin.sin@hawaii.gov, scot.t.urada@hawaii.gov
D (TRN)	511/DD	3150	20.205	HI STATE - HAWAII BELT ROAD, GUARDRAIL AND SHOULDER IMPROVEMENTS, WAIPUNAHINAHINA BRIDGE TO EAST PAAUILO BRIDGE (P, C)	FHWA	133,692.16	133,692.16	various	Kam Kin Sin, Scot Urada	587-2226, 587-2222	kam.kin.sin@hawaii.gov, scot.t.urada@hawaii.gov
D (TRN)	511/DD	3150	20.205	HI STATE - HILO BAYFRONT HIGHWAY, SHORELINE PROTECTION, MILE POST 1.76 TO MILE POST 2.39 (P, R)	FHWA	865,328.00	865,328.00	various	Kam Kin Sin, Scot Urada	587-2226, 587-2222	kam.kin.sin@hawaii.gov, scot.t.urada@hawaii.gov
D (TRN)	511/DD	3150	20.205	KANOELEHUA AVE, KEEAU TO KAMEHAMEHA AVE, CON FOR RESURFACING	FHWA	4,765,800.00	4,765,800.00	various	Kam Kin Sin, Scot Urada	587-2226, 587-2222	kam.kin.sin@hawaii.gov, scot.t.urada@hawaii.gov

Department of Transportation - Highways Division
Federal Awards

Table 11

<u>State</u> <u>Expending</u> <u>Agency</u>	<u>Program ID</u>	<u>Award</u> <u>Number</u>	<u>CFDA Number</u>	<u>Award Description</u>	<u>Awarding</u> <u>Federal</u> <u>Agency</u>	<u>Award Amount</u>	<u>Award Amount</u> <u>Allocated to the</u> <u>Pgm ID in</u> <u>Column B</u>	<u>State</u> <u>Appropriation</u> <u>Symbol</u>	<u>Contact Name</u>	<u>Contact</u> <u>Phone</u>	<u>Contact Email</u>
D (TRN)	511/DD	3150	20.205	KANOELEHUA AVE, PUAINAKO TO KAM AVE, CON FOR ROADWAY WIDENING	FHWA	6,257,767.00	6,257,767.00	various	Kam Kin Sin, Scot Urada	587-2226, 587-2222	kam.kin.sin@hawaii.gov, scot.t.urada@hawaii.gov
D (TRN)	511/DD	3200	20.205	RTS 240 & 270 HONOKAA, HAWI & KAPAAU TOWNS: PE - ROW - CON FOR PEDESTRIAN FACILITY ACCESSIBILITY IMPROVEMENTS	FHWA	744,560.00	744,560.00	various	Kam Kin Sin, Scot Urada	587-2226, 587-2222	kam.kin.sin@hawaii.gov, scot.t.urada@hawaii.gov
D (TRN)	511/DD	3410	20.205	SADDLE RD EXT MAMALAHOA HWY - QUEEN K HWY, PE FOR NEW RDWAY PLANNING	FHWA	640,000.00	640,000.00	various	Kam Kin Sin, Scot Urada	587-2226, 587-2222	kam.kin.sin@hawaii.gov, scot.t.urada@hawaii.gov
D (TRN)	511/DD	4130	20.205	HI STATE - KAWAIHAE RD @ PU'UKOHOLA HEIAU NATIONAL HISTORIC SITE; PE & CON FOR INTERSECTION IMPROVEMENTS	FHWA	648,543.79	648,543.79	various	Kam Kin Sin, Scot Urada	587-2226, 587-2222	kam.kin.sin@hawaii.gov, scot.t.urada@hawaii.gov
D (TRN)	511/DD	4130	20.205	HI STATE - KAWAIHAE RD @ PU'UKOHOLA NAT'L HISTORIC SITE , PE & CON FOR INTERSECTION IMPRVMTS	FHWA	1,223,892.17	1,223,892.17	various	Kam Kin Sin, Scot Urada	587-2226, 587-2222	kam.kin.sin@hawaii.gov, scot.t.urada@hawaii.gov
D (TRN)	511/DD	4130	20.205	VOLCANO RD AT ENTRANCE TO VOLCANO NAT'L PARK , PE & CON FOR HWY LIGHTS & DRAINAGE	FHWA	295,000.00	295,000.00	various	Kam Kin Sin, Scot Urada	587-2226, 587-2222	kam.kin.sin@hawaii.gov, scot.t.urada@hawaii.gov
D (TRN)	511/DD	5590	20.205	SADDLE RD EXT MAMALAHOA HWY - QUEEN K HWY, PE FOR NEW RDWAY PLANNING	FHWA	1,000,000.00	1,000,000.00	various	Kam Kin Sin, Scot Urada	587-2226, 587-2222	kam.kin.sin@hawaii.gov, scot.t.urada@hawaii.gov
D (TRN)	511/DD	09L0	20.205	EMERGENCY EARTHQUAKE ROCKFALL REPAIRS, VAR LOCS ON HAWAII, UNIT 2, (RTE 11, MAMALAHOA HWY), (RTE 19, KAWAIHAE RD/QUEEN KAAHUMANU)	FHWA	359,534.04	359,534.04	various	Kam Kin Sin, Scot Urada	587-2226, 587-2222	kam.kin.sin@hawaii.gov, scot.t.urada@hawaii.gov
D (TRN)	511/DD	09L0	20.205	HI STATE - EMERGENCY EARTHQUAKE ROCKFALL REPAIRS, VAR LOCATIONS ON HAWAII, UNIT 3 (RTE 19, HI BELT ROAD, MP 12.9 TO 45.0) (P,R,C)	FHWA	416,986.68	416,986.68	various	Kam Kin Sin, Scot Urada	587-2226, 587-2222	kam.kin.sin@hawaii.gov, scot.t.urada@hawaii.gov
D (TRN)	511/DD	09V0	20.205	HI STATE - EMERGENCY EARTHQUAKE ROCKFALL REPAIRS, VAR LOCATIONS ON HAWAII, UNIT 3 (RTE 19, HI BELT ROAD, MP 12.9 TO 45.0) (P,R,C)	FHWA	2,327,880.01	2,327,880.01	various	Kam Kin Sin, Scot Urada	587-2226, 587-2222	kam.kin.sin@hawaii.gov, scot.t.urada@hawaii.gov
D (TRN)	511/DD	09V0	20.205	HI STATE - HAWAII BELT ROAD, KAWAILI BRIDGE REPLACEMENT (P, R, C)	FHWA	312,757.43	312,757.43	various	Kam Kin Sin, Scot Urada	587-2226, 587-2222	kam.kin.sin@hawaii.gov, scot.t.urada@hawaii.gov
D (TRN)	511/DD	09V0	20.205	HI STATE - MAMALAHOA HWY AT KEIWA STREAM BRIDGE, PE & CON FOR BRIDGE REPLACEMENT	FHWA	6,204,249.61	6,204,249.61	various	Kam Kin Sin, Scot Urada	587-2226, 587-2222	kam.kin.sin@hawaii.gov, scot.t.urada@hawaii.gov

Department of Transportation - Highways Division
Federal Awards

Table 11

<u>State</u> <u>Expending</u> <u>Agency</u>	<u>Program ID</u>	<u>Award</u> <u>Number</u>	<u>CFDA Number</u>	<u>Award Description</u>	<u>Awarding</u> <u>Federal</u> <u>Agency</u>	<u>Award Amount</u>	<u>Award Amount</u> <u>Allocated to the</u> <u>Pgm ID in</u> <u>Column B</u>	<u>State</u> <u>Appropriation</u> <u>Symbol</u>	<u>Contact Name</u>	<u>Contact</u> <u>Phone</u>	<u>Contact Email</u>
D (TRN)	511/DD	09V0	20.205	MAMALAOA HIGHWAY IN PAHALA; PE, R/W & CON FOR PAAUUAU STRM BR REPLACEMENT, IMPRVMTS @ KAMANI ST & REHAB OF VAR. BRIDGES	FHWA	1,074,100.42	1,074,100.42	various	Kam Kin Sin, Scot Urada	587-2226, 587-2222	kam.kin.sin@hawaii.gov, scot.t.urada@hawaii.gov
D (TRN)	511/DD	09V0	20.205	MAMALAOA HWY AT KAALAA LA STRM BR & FORD CROS, PE/CON FOR BRIDGE REPLACEMENT	FHWA	6,801,079.60	6,801,079.60	various	Kam Kin Sin, Scot Urada	587-2226, 587-2222	kam.kin.sin@hawaii.gov, scot.t.urada@hawaii.gov
D (TRN)	511/DD	09X0	20.205	EMERGENCY EARTHQUAKE ROCKFALL REPAIRS, VAR LOCS ON HAWAII, UNIT 2, (RTE 11, MAMALAOA HWY), (RTE 19, KAWAIHAE RD/QUEEN KAAHUMANU)	FHWA	1.46	1.46	various	Kam Kin Sin, Scot Urada	587-2226, 587-2222	kam.kin.sin@hawaii.gov, scot.t.urada@hawaii.gov
D (TRN)	511/DD	09X0	20.205	HI STATE - EMERGENCY EARTHQUAKE ROCKFALL REPAIRS, VAR LOCATIONS ON HAWAII, UNIT 3 (RTE 19, HI BELT ROAD, MP 12.9 TO 45.0) (P,R,C)	FHWA	761,540.61	761,540.61	various	Kam Kin Sin, Scot Urada	587-2226, 587-2222	kam.kin.sin@hawaii.gov, scot.t.urada@hawaii.gov
D (TRN)	511/DD	09X0	20.205	HI STATE - HAWAII BELT ROAD, KAWAII BRIDGE REPLACEMENT (P, R, C)	FHWA	114,704.54	114,704.54	various	Kam Kin Sin, Scot Urada	587-2226, 587-2222	kam.kin.sin@hawaii.gov, scot.t.urada@hawaii.gov
D (TRN)	511/DD	33A0	20.205	HAWAII BELT RD, HONOKAA TO MUD LANE, PE/CON FOR GUARDRAIL & SHLDR IMPROV	FHWA	1,799,334.00	1,799,334.00	various	Kam Kin Sin, Scot Urada	587-2226, 587-2222	kam.kin.sin@hawaii.gov, scot.t.urada@hawaii.gov
D (TRN)	511/DD	33A0	20.205	HAWAII BELT ROAD GUARDRAIL AND SHOULDER IMPROVEMENTS, KAUMOALI BRIDGE TO WAIPUNAHINA BRIDGE (P, C)	FHWA	144,000.00	144,000.00	various	Kam Kin Sin, Scot Urada	587-2226, 587-2222	kam.kin.sin@hawaii.gov, scot.t.urada@hawaii.gov
D (TRN)	511/DD	33B0	20.205	AHUKINI LANDING TO LYDGATE PARK; PE - PLANNING ACTIVITIES FOR BIKE/PEDESTRIAN PATH BTWN AHUKINI LANDING & LYDGATE PARK	FHWA	625,000.00	625,000.00	various	Kam Kin Sin, Scot Urada	587-2226, 587-2222	kam.kin.sin@hawaii.gov, scot.t.urada@hawaii.gov
D (TRN)	511/DD	33B0	20.205	AKONI PULE HWY AND KAWAIHAE RD, CON FOR SHOULDER IMPROVEMENTS	FHWA	1,593,000.00	1,593,000.00	various	Kam Kin Sin, Scot Urada	587-2226, 587-2222	kam.kin.sin@hawaii.gov, scot.t.urada@hawaii.gov
D (TRN)	511/DD	33B0	20.205	KANOELEHUA AVE, PUAINAKO TO KAM AVE, CON FOR ROADWAY WIDENING	FHWA	245,293.00	245,293.00	various	Kam Kin Sin, Scot Urada	587-2226, 587-2222	kam.kin.sin@hawaii.gov, scot.t.urada@hawaii.gov
D (TRN)	511/DD	33D0	20.205	AKONI PULE HIGHWAY, KOKOIKE TO KAPAAU, CON FOR RESURFACING	FHWA	620,124.16	620,124.16	various	Kam Kin Sin, Scot Urada	587-2226, 587-2222	kam.kin.sin@hawaii.gov, scot.t.urada@hawaii.gov
D (TRN)	511/DD	33D0	20.205	HAWAII BELT RD, KOLOA BR TO KAAWALII GULCH, CON FOR RESURFACING & RECONSTRUCT	FHWA	2,620,528.00	2,620,528.00	various	Kam Kin Sin, Scot Urada	587-2226, 587-2222	kam.kin.sin@hawaii.gov, scot.t.urada@hawaii.gov

Department of Transportation - Highways Division
Federal Awards

Table 11

<u>State</u> <u>Expending</u> <u>Agency</u>	<u>Program ID</u>	<u>Award</u> <u>Number</u>	<u>CFDA Number</u>	<u>Award Description</u>	<u>Awarding</u> <u>Federal</u> <u>Agency</u>	<u>Award Amount</u>	<u>Award Amount</u> <u>Allocated to the</u> <u>Pgm ID in</u> <u>Column B</u>	<u>State</u> <u>Appropriation</u> <u>Symbol</u>	<u>Contact Name</u>	<u>Contact</u> <u>Phone</u>	<u>Contact Email</u>
D (TRN)	511/DD	33D0	20.205	HAWAII BELT ROAD GUARDRAIL AND SHOULDER IMPROVEMENTS, KEALAKAHA BRIDGE TO KAULA BRIDGE (PE)	FHWA	166,520.00	166,520.00	various	Kam Kin Sin, Scot Urada	587-2226, 587-2222	kam.kin.sin@hawaii.gov, scot.t.urada@hawaii.gov
D (TRN)	511/DD	33D0	20.205	HAWAII STATE - SADDLE ROAD IMPROVEMENTS, WEST SIDE (CON)	FHWA	36,000.00	36,000.00	various	Kam Kin Sin, Scot Urada	587-2226, 587-2222	kam.kin.sin@hawaii.gov, scot.t.urada@hawaii.gov
D (TRN)	511/DD	33D0	20.205	HI STATE - RT 11: HBR, VOLCANO NAT'L PARK MP 30.7-33.3, PE & CON FOR RDWY WIDEN & REALIGN	FHWA	182,161.16	182,161.16	various	Kam Kin Sin, Scot Urada	587-2226, 587-2222	kam.kin.sin@hawaii.gov, scot.t.urada@hawaii.gov
D (TRN)	511/DD	33D0	20.205	KANOELEHUA AVE, KAMEHAMEHA AVE TO KAWAILANI , CON: TRAFFIC SIGNALS MODERNIZATION	FHWA	936,300.00	936,300.00	various	Kam Kin Sin, Scot Urada	587-2226, 587-2222	kam.kin.sin@hawaii.gov, scot.t.urada@hawaii.gov
D (TRN)	511/DD	33D0	20.205	KUAKINI HWY VIC OF KAUMALUMALU STREAM, PE & CON FOR DRAINAGE IMPROVEMENTS	FHWA	171,240.00	171,240.00	various	Kam Kin Sin, Scot Urada	587-2226, 587-2222	kam.kin.sin@hawaii.gov, scot.t.urada@hawaii.gov
D (TRN)	511/DD	33D0	20.205	RT 11: MAMALAHOA HWY AT PIIKEA STREAM BRIDGE , PE, ROW & CON FOR DRAINAGE IMPRVMT	FHWA	1,457,110.00	1,457,110.00	various	Kam Kin Sin, Scot Urada	587-2226, 587-2222	kam.kin.sin@hawaii.gov, scot.t.urada@hawaii.gov
D (TRN)	511/DD	33D0	20.205	RT 130 KEEAU-PAHOA RD, VIC OF PAHOA BYPASS RD, PE & CON FOR DRAINAGE IMPROVEMENTS	FHWA	77,432.00	77,432.00	various	Kam Kin Sin, Scot Urada	587-2226, 587-2222	kam.kin.sin@hawaii.gov, scot.t.urada@hawaii.gov
D (TRN)	511/DD	33D0	20.205	RT 19 HI BELT RD, AHOLE BR TO KOLEKOLE BR, CON FOR RESURFACING	FHWA	3,313,222.00	3,313,222.00	various	Kam Kin Sin, Scot Urada	587-2226, 587-2222	kam.kin.sin@hawaii.gov, scot.t.urada@hawaii.gov
D (TRN)	511/DD	33D0	20.205	RT 19 KAAHUMANU HWY, HONOKOHAU/KEAHOE, RECON & RESURFACE	FHWA	3,430,146.00	3,430,146.00	various	Kam Kin Sin, Scot Urada	587-2226, 587-2222	kam.kin.sin@hawaii.gov, scot.t.urada@hawaii.gov
D (TRN)	511/DD	33Q0	20.205	QUEEN KAAHUMANU HWY AT KAIMINANI DRIVE, CON FOR TRAFFIC SIGNALS	FHWA	401,585.00	401,585.00	various	Kam Kin Sin, Scot Urada	587-2226, 587-2222	kam.kin.sin@hawaii.gov, scot.t.urada@hawaii.gov
D (TRN)	511/DD	45A0	20.205	SADDLE ROAD, EAST (HILO) SECTION FROM M.P. 6 TO M.P. 28; PE & ROW TO UPGRADE EXISTING ROADWAY	FHWA	500,000.00	500,000.00	various	Kam Kin Sin, Scot Urada	587-2226, 587-2222	kam.kin.sin@hawaii.gov, scot.t.urada@hawaii.gov
D (TRN)	511/DD	75T0	20.205	SADDLE ROAD (PE & ROW) (PTA SECTION)	FHWA	179,999.11	179,999.11	various	Kam Kin Sin, Scot Urada	587-2226, 587-2222	kam.kin.sin@hawaii.gov, scot.t.urada@hawaii.gov
D (TRN)	511/DD	75Z0	20.205	SADDLE ROAD (PE & ROW) (PTA SECTION)	FHWA	449,755.36	449,755.36	various	Kam Kin Sin, Scot Urada	587-2226, 587-2222	kam.kin.sin@hawaii.gov, scot.t.urada@hawaii.gov
D (TRN)	511/DD	C240	20.205	HAWAII BELT ROAD, CLEAN AND PAINT STEEL MEMBERS, NINOLE, MAULUA, KUWAIKAHI, AND KUKAIAU BRIDGES (CON)	FHWA	4,301,949.30	4,301,949.30	various	Kam Kin Sin, Scot Urada	587-2226, 587-2222	kam.kin.sin@hawaii.gov, scot.t.urada@hawaii.gov

Department of Transportation - Highways Division
Federal Awards

Table 11

<u>State</u> <u>Expending</u> <u>Agency</u>	<u>Program ID</u>	<u>Award</u> <u>Number</u>	<u>CFDA Number</u>	<u>Award Description</u>	<u>Awarding</u> <u>Federal</u> <u>Agency</u>	<u>Award Amount</u>	<u>Award Amount</u> <u>Allocated to the</u> <u>Pgm ID in</u> <u>Column B</u>	<u>State</u> <u>Appropriation</u> <u>Symbol</u>	<u>Contact Name</u>	<u>Contact</u> <u>Phone</u>	<u>Contact Email</u>
D (TRN)	511/DD	ER60	20.205	AKONI PULE HIGHWAY DEBRIS REMOVAL AND IMMEDIATE EMERGENCY REPAIRS, IN THE VICINITY OF MP 4.58 TO 28.9 (P, C)	FHWA	1,442,000.00	1,442,000.00	various	Kam Kin Sin, Scot Urada	587-2226, 587-2222	kam.kin.sin@hawaii.gov, scot.t.urada@hawaii.gov
D (TRN)	511/DD	ER60	20.205	EMERGENCY EARTHQUAKE ROCKFALL REPAIRS, VAR LOC. ON HAWAII, U1 (RTE 250, KOHALA MTN RD, MP 2.17 & 7.9), (RTE 270, AKONI PULE HWY)	FHWA	3,038,841.47	3,038,841.47	various	Kam Kin Sin, Scot Urada	587-2226, 587-2222	kam.kin.sin@hawaii.gov, scot.t.urada@hawaii.gov
D (TRN)	511/DD	ER60	20.205	EMERGENCY EARTHQUAKE ROCKFALL REPAIRS, VAR LOCS ON HAWAII, UNIT 2, (RTE 11, MAMALAHOA HWY), (RTE 19, KAWAIHAE RD/QUEEN KAAHUMANU)	FHWA	1,247,023.18	1,247,023.18	various	Kam Kin Sin, Scot Urada	587-2226, 587-2222	kam.kin.sin@hawaii.gov, scot.t.urada@hawaii.gov
D (TRN)	511/DD	ER60	20.205	EMERGENCY EARTHQUAKE ROCKFALL REPAIRS, VARIOUS LOC. ON HAWAII, UNIT 4, MAMALAHOA HWY, MILEPOST 12.1 TO 31.2) (P, R, C)	FHWA	5,277,724.60	5,277,724.60	various	Kam Kin Sin, Scot Urada	587-2226, 587-2222	kam.kin.sin@hawaii.gov, scot.t.urada@hawaii.gov
D (TRN)	511/DD	ER60	20.205	HI STATE - EMERGENCY EARTHQUAKE ROCKFALL REPAIRS, VAR LOCATIONS ON HAWAII, UNIT 3 (RTE 19, HI BELT ROAD, MP 12.9 TO 45.0) (P,R,C)	FHWA	9,052,411.32	9,052,411.32	various	Kam Kin Sin, Scot Urada	587-2226, 587-2222	kam.kin.sin@hawaii.gov, scot.t.urada@hawaii.gov
D (TRN)	511/DD	ER60	20.205	HI STATE - HAWAII BELT ROAD, KAWAII BRIDGE REPLACEMENT (P, R, C)	FHWA	1,272,712.49	1,272,712.49	various	Kam Kin Sin, Scot Urada	587-2226, 587-2222	kam.kin.sin@hawaii.gov, scot.t.urada@hawaii.gov
D (TRN)	511/DD	ER60	20.205	KOHALA MOUNTAIN ROAD DEBRIS REMOVAL AND IMMEDIATE EMERGENCY REPAIRS, IN THE VICINITY OF MP 2.7 TO 13.1 (P, C)	FHWA	783,000.00	783,000.00	various	Kam Kin Sin, Scot Urada	587-2226, 587-2222	kam.kin.sin@hawaii.gov, scot.t.urada@hawaii.gov
D (TRN)	511/DD	ER60	20.205	MAMALAHOA HIGHWAY DEBRIS REMOVAL AND IMMEDIATE EMERGENCY REPAIRS, IN THE VICINITY OF MP 9.5 TO 32.9 (P, R, C)	FHWA	2,761,000.00	2,761,000.00	various	Kam Kin Sin, Scot Urada	587-2226, 587-2222	kam.kin.sin@hawaii.gov, scot.t.urada@hawaii.gov
D (TRN)	511/DD	ER60	20.205	MAMALAHOA HIGHWAY SHOULDER AND SLOPE PERMANENT REPAIR, IN THE VICINITY OF MP 13.0 TO 13.3 (P, R, C)	FHWA	1,925,000.00	1,925,000.00	various	Kam Kin Sin, Scot Urada	587-2226, 587-2222	kam.kin.sin@hawaii.gov, scot.t.urada@hawaii.gov
D (TRN)	511/DD	ER60	20.205	ROUTE 19 DEBRIS REMOVAL AND IMMEDIATE EMERGENCY REPAIRS, IN THE VICINITY OF MP 12.9 TO 98.0, EXCEPT FROM MP 52.0 TO 57.9 (P, C)	FHWA	5,978,784.00	5,978,784.00	various	Kam Kin Sin, Scot Urada	587-2226, 587-2222	kam.kin.sin@hawaii.gov, scot.t.urada@hawaii.gov

Department of Transportation - Highways Division
Federal Awards

Table 11

<u>State</u> <u>Expending</u> <u>Agency</u>	<u>Program ID</u>	<u>Award</u> <u>Number</u>	<u>CFDA Number</u>	<u>Award Description</u>	<u>Awarding</u> <u>Federal</u> <u>Agency</u>	<u>Award Amount</u>	<u>Award Amount</u> <u>Allocated to the</u> <u>Pgm ID in</u> <u>Column B</u>	<u>State</u> <u>Appropriation</u> <u>Symbol</u>	<u>Contact Name</u>	<u>Contact</u> <u>Phone</u>	<u>Contact Email</u>
D (TRN)	511/DD	H050	20.205	HAWAII BELT RD, PAAUHAU RD TO PAPALELE RD, HAMAKUA, HAWAII; PE & CON FOR GUARDRAIL & SHOULDER IMPROVEMENTS	FHWA	2,067,200.00	2,067,200.00	various	Kam Kin Sin, Scot Urada	587-2226, 587-2222	kam.kin.sin@hawaii.gov, scot.t.urada@hawaii.gov
D (TRN)	511/DD	H050	20.205	QUEEN KAAHUMANU HIGHWAY WIDENING, PHASE 2, KEALAKEHE PARKWAY TO KEAHOLE AIRPORT ROAD (DESIGN-BUILD)	FHWA	1,127,660.00	1,127,660.00	various	Kam Kin Sin, Scot Urada	587-2226, 587-2222	kam.kin.sin@hawaii.gov, scot.t.urada@hawaii.gov
D (TRN)	511/DD	H050	20.205	QUEEN KAAHUMANU HIGHWAY WIDENING, PHASE 2, KEALAKEHE PARKWAY TO KEAHOLE AIRPORT ROAD (DESIGN-BUILD)	FHWA	2,259,874.00	2,259,874.00	various	Kam Kin Sin, Scot Urada	587-2226, 587-2222	kam.kin.sin@hawaii.gov, scot.t.urada@hawaii.gov
D (TRN)	511/DD	H050	20.205	QUEEN KAAHUMANU HIGHWAY WIDENING, PHASE 2, KEALAKEHE PARKWAY TO KEAHOLE AIRPORT ROAD (DESIGN-BUILD)	FHWA	16,741,794.00	16,741,794.00	various	Kam Kin Sin, Scot Urada	587-2226, 587-2222	kam.kin.sin@hawaii.gov, scot.t.urada@hawaii.gov
D (TRN)	511/DD	H050	20.205	QUEEN KAAHUMANU HIGHWAY WIDENING, PHASE I, HENRY STREET TO KEALAKEHE PARKWAY; PE AND CON FOR ROADWAY WIDENING (DESIGN-BUILD)	FHWA	25,331,200.00	25,331,200.00	various	Kam Kin Sin, Scot Urada	587-2226, 587-2222	kam.kin.sin@hawaii.gov, scot.t.urada@hawaii.gov
D (TRN)	511/DD	H100	20.205	HAWAII BELT ROAD, SEISMIC RETROFIT OF VARIOUS BRIDGES, VICINITY OF HILO, PHASE 2 (CON)	FHWA	1,332,325.00	1,332,325.00	various	Kam Kin Sin, Scot Urada	587-2226, 587-2222	kam.kin.sin@hawaii.gov, scot.t.urada@hawaii.gov
D (TRN)	511/DD	H100	20.205	HAWAII BELT ROAD, SEISMIC RETROFIT OF VARIOUS BRIDGES, VICINITY OF PAPAIKOU, PHASE 2 (CON)	FHWA	1,360,000.00	1,360,000.00	various	Kam Kin Sin, Scot Urada	587-2226, 587-2222	kam.kin.sin@hawaii.gov, scot.t.urada@hawaii.gov
D (TRN)	511/DD	H100	20.205	HI STATE - HAWAII BELT ROAD, SEISMIC RETROFIT OF VARIOUS BRIDGES, VICINITY OF LAUPAHOEHOE, PH. 2	FHWA	1,391,142.24	1,391,142.24	various	Kam Kin Sin, Scot Urada	587-2226, 587-2222	kam.kin.sin@hawaii.gov, scot.t.urada@hawaii.gov
D (TRN)	511/DD	H120	20.205	AKONI PULE HWY @ WALAOHIA & AAMAKOA BRIDGES, PE/ROW/CON FOR SEISMIC RETROFIT	FHWA	547,260.00	547,260.00	various	Kam Kin Sin, Scot Urada	587-2226, 587-2222	kam.kin.sin@hawaii.gov, scot.t.urada@hawaii.gov
D (TRN)	511/DD	H170	20.205	HI STATE - NELHA AIRPORT CONNECTOR ROAD (PE), VICINITY OF KEAHOLE AIRPORT, NORTH KONA, HAWAII	FHWA	500,000.00	500,000.00	various	Kam Kin Sin, Scot Urada	587-2226, 587-2222	kam.kin.sin@hawaii.gov, scot.t.urada@hawaii.gov
D (TRN)	511/DD	H170	20.205	SADDLE ROAD, EAST (HILO) SECTION FROM M.P. 6 TO M.P. 28, DEMO ID HI019; PE & ROW TO UPGRADE EXISTING ROADWAY	FHWA	1,000,000.00	1,000,000.00	various	Kam Kin Sin, Scot Urada	587-2226, 587-2222	kam.kin.sin@hawaii.gov, scot.t.urada@hawaii.gov

Department of Transportation - Highways Division
Federal Awards

Table 11

<u>State</u> <u>Expending</u> <u>Agency</u>	<u>Program ID</u>	<u>Award</u> <u>Number</u>	<u>CFDA Number</u>	<u>Award Description</u>	<u>Awarding</u> <u>Federal</u> <u>Agency</u>	<u>Award Amount</u>	<u>Award Amount</u> <u>Allocated to the</u> <u>Pgm ID in</u> <u>Column B</u>	<u>State</u> <u>Appropriation</u> <u>Symbol</u>	<u>Contact Name</u>	<u>Contact</u> <u>Phone</u>	<u>Contact Email</u>
D (TRN)	511/DD	H240	20.205	HI STATE - KUAKINI HIGHWAY WIDENING, HENRY STREET TO KAMEHAMEHA III ROAD (PE FOR PLANNING)	FHWA	428,201.22	428,201.22	various	Kam Kin Sin, Scot Urada	587-2226, 587-2222	kam.kin.sin@hawaii.gov, scot.t.urada@hawaii.gov
D (TRN)	511/DD	H400	20.205	RTS 240 & 270 HONOKAA, HAWI & KAPAAU TOWNS: PE - ROW - CON FOR PEDESTRIAN FACILITY ACCESSIBILITY IMPROVEMENTS	FHWA	1,762,473.00	1,762,473.00	various	Kam Kin Sin, Scot Urada	587-2226, 587-2222	kam.kin.sin@hawaii.gov, scot.t.urada@hawaii.gov
D (TRN)	511/DD	H400	20.205	VARIOUS LOCATIONS ON HAWAII; CON FOR PEDESTRIAN FACILITIES AND ADA COMPLIANCE	FHWA	440,000.00	440,000.00	various	Kam Kin Sin, Scot Urada	587-2226, 587-2222	kam.kin.sin@hawaii.gov, scot.t.urada@hawaii.gov
D (TRN)	511/DD	H770	20.205	QUEEN KAAHUMANU HIGHWAY WIDENING, PHASE 2, KEALAKEHE PARKWAY TO KEAHOLE AIRPORT ROAD (DESIGN-BUILD)	FHWA	3,319,688.00	3,319,688.00	various	Kam Kin Sin, Scot Urada	587-2226, 587-2222	kam.kin.sin@hawaii.gov, scot.t.urada@hawaii.gov
D (TRN)	511/DD	HY10	20.205	QUEEN KAAHUMANU HIGHWAY WIDENING, PHASE 2, KEALAKEHE PARKWAY TO KEAHOLE AIRPORT ROAD (DESIGN-BUILD)	FHWA	410,627.00	410,627.00	various	Kam Kin Sin, Scot Urada	587-2226, 587-2222	kam.kin.sin@hawaii.gov, scot.t.urada@hawaii.gov
D (TRN)	511/DD	HY20	20.205	QUEEN KAAHUMANU HIGHWAY WIDENING, PHASE 2, KEALAKEHE PARKWAY TO KEAHOLE AIRPORT ROAD (DESIGN-BUILD)	FHWA	3,000,000.00	3,000,000.00	various	Kam Kin Sin, Scot Urada	587-2226, 587-2222	kam.kin.sin@hawaii.gov, scot.t.urada@hawaii.gov
D (TRN)	511/DD	L00E	20.205	HI STATE - HAWAII BELT ROAD, HAKALAU STREAM BRIDGE, FOOTING REPAIRS AT BENTS 4 THROUGH 9 (PE)	FHWA	306,891.29	306,891.29	various	Kam Kin Sin, Scot Urada	587-2226, 587-2222	kam.kin.sin@hawaii.gov, scot.t.urada@hawaii.gov
D (TRN)	511/DD	L030	20.205	HI STATE - KEAAU-PAHOA ROAD FROM KEAAU TO PAHOA; PE FOR PLANNING FOR WIDENING/REALIGNMENT OF A 10-MI SEC OF EXISTING HIGHWAY	FHWA	195,312.00	195,312.00	various	Kam Kin Sin, Scot Urada	587-2226, 587-2222	kam.kin.sin@hawaii.gov, scot.t.urada@hawaii.gov
D (TRN)	511/DD	L050	20.205	HAWAII BELT ROAD, PAKALANA ST TO PAAUHAU RD, HONOKAA, HAWAII; PE & CON FOR GUARDRAIL AND SHOULDER IMPROVEMENTS	FHWA	1,894,264.44	1,894,264.44	various	Kam Kin Sin, Scot Urada	587-2226, 587-2222	kam.kin.sin@hawaii.gov, scot.t.urada@hawaii.gov
D (TRN)	511/DD	L050	20.205	HI STATE - HAWAII BELT ROAD RESURFACING, PEPEEKEO TO HAKALAU (C)	FHWA	110,563.63	110,563.63	various	Kam Kin Sin, Scot Urada	587-2226, 587-2222	kam.kin.sin@hawaii.gov, scot.t.urada@hawaii.gov
D (TRN)	511/DD	L050	20.205	HI STATE - HAWAII BELT ROAD, GUARDRAIL & SHOULDER IMPROVEMENTS, PAPALELE ROAD TO KAUMOALI BRIDGE (P, C)	FHWA	144,000.00	144,000.00	various	Kam Kin Sin, Scot Urada	587-2226, 587-2222	kam.kin.sin@hawaii.gov, scot.t.urada@hawaii.gov

Department of Transportation - Highways Division
Federal Awards

Table 11

<u>State</u> <u>Expending</u> <u>Agency</u>	<u>Program ID</u>	<u>Award</u> <u>Number</u>	<u>CFDA Number</u>	<u>Award Description</u>	<u>Awarding</u> <u>Federal</u> <u>Agency</u>	<u>Award Amount</u>	<u>Award Amount</u> <u>Allocated to the</u> <u>Pgm ID in</u> <u>Column B</u>	<u>State</u> <u>Appropriation</u> <u>Symbol</u>	<u>Contact Name</u>	<u>Contact</u> <u>Phone</u>	<u>Contact Email</u>
D (TRN)	511/DD	L050	20.205	QUEEN KAAHUMANU HIGHWAY WIDENING, PHASE 2, KEALAKEHE PARKWAY TO KEAHOLE AIRPORT ROAD (DESIGN-BUILD)	FHWA	7,949,608.10	7,949,608.10	various	Kam Kin Sin, Scot Urada	587-2226, 587-2222	kam.kin.sin@hawaii.gov, scot.t.urada@hawaii.gov
D (TRN)	511/DD	L050	20.205	QUEEN KAAHUMANU HIGHWAY WIDENING, PHASE I, HENRY STREET TO KEALAKEHE PARKWAY; PE AND CON FOR ROADWAY WIDENING (DESIGN-BUILD)	FHWA	12,274,876.00	12,274,876.00	various	Kam Kin Sin, Scot Urada	587-2226, 587-2222	kam.kin.sin@hawaii.gov, scot.t.urada@hawaii.gov
D (TRN)	511/DD	L05E	20.205	HI STATE - HAWAII BELT ROAD, GUARDRAIL & SHOULDER IMPROVEMENTS, PAPALELE ROAD TO KAUMOALI BRIDGE (P, C)	FHWA	1,005,329.88	1,005,329.88	various	Kam Kin Sin, Scot Urada	587-2226, 587-2222	kam.kin.sin@hawaii.gov, scot.t.urada@hawaii.gov
D (TRN)	511/DD	L05E	20.205	HI STATE - VOLCANO ROAD PAVEMENT PREVENTIVE MAINTENANCE, INBOUND LANES, PANAewa BRIDGE TO KEA'AU BYPASS ROAD (C)	FHWA	1,968,946.22	1,968,946.22	various	Kam Kin Sin, Scot Urada	587-2226, 587-2222	kam.kin.sin@hawaii.gov, scot.t.urada@hawaii.gov
D (TRN)	511/DD	L1C0	20.205	HAWAII BELT RD AT HALAULANI BRIDGE, PE/ROW/CON FOR BRIDGE REMOVAL	FHWA	76,399.69	76,399.69	various	Kam Kin Sin, Scot Urada	587-2226, 587-2222	kam.kin.sin@hawaii.gov, scot.t.urada@hawaii.gov
D (TRN)	511/DD	L1C0	20.205	HAWAII BELT ROAD, CLEAN AND PAINT STEEL MEMBERS, NINOLE, MAULUA, KUWAIKAHI, AND KUKAIAU BRIDGES (CON)	FHWA	626,718.40	626,718.40	various	Kam Kin Sin, Scot Urada	587-2226, 587-2222	kam.kin.sin@hawaii.gov, scot.t.urada@hawaii.gov
D (TRN)	511/DD	L1C0	20.205	HAWAII BELT ROAD, SEISMIC RETROFIT OF VARIOUS BRIDGES, VICINITY OF PAPAIKOU, PHASE 2 (CON)	FHWA	1,430,360.00	1,430,360.00	various	Kam Kin Sin, Scot Urada	587-2226, 587-2222	kam.kin.sin@hawaii.gov, scot.t.urada@hawaii.gov
D (TRN)	511/DD	L1C0	20.205	HI STATE - HAWAII BELT ROAD, BRIDGE REPLACEMENT, PAHOEHOE STREAM BRIDGE (P, R)	FHWA	948,704.00	948,704.00	various	Kam Kin Sin, Scot Urada	587-2226, 587-2222	kam.kin.sin@hawaii.gov, scot.t.urada@hawaii.gov
D (TRN)	511/DD	L1C0	20.205	HI STATE - HAWAII BELT ROAD, HAKALAU STREAM BRIDGE, FOOTING REPAIRS AT BENTS 4 THROUGH 9 (PE)	FHWA	308,439.50	308,439.50	various	Kam Kin Sin, Scot Urada	587-2226, 587-2222	kam.kin.sin@hawaii.gov, scot.t.urada@hawaii.gov
D (TRN)	511/DD	L1C0	20.205	HI STATE - HAWAII BELT ROAD, KAWAILI BRIDGE REPLACEMENT (P, R, C)	FHWA	2,890,868.39	2,890,868.39	various	Kam Kin Sin, Scot Urada	587-2226, 587-2222	kam.kin.sin@hawaii.gov, scot.t.urada@hawaii.gov
D (TRN)	511/DD	L1C0	20.205	HI STATE - HAWAII BELT ROAD, REHABILITATION OF UMAUMA BRIDGE (P, R, C)	FHWA	1,160,064.54	1,160,064.54	various	Kam Kin Sin, Scot Urada	587-2226, 587-2222	kam.kin.sin@hawaii.gov, scot.t.urada@hawaii.gov
D (TRN)	511/DD	L1C0	20.205	RTE 19: HBR, KEALAKAHA STRM BRIDGE, CON FOR BRIDGE REPLACEMENT	FHWA	843,148.00	843,148.00	various	Kam Kin Sin, Scot Urada	587-2226, 587-2222	kam.kin.sin@hawaii.gov, scot.t.urada@hawaii.gov

Department of Transportation - Highways Division
Federal Awards

Table 11

<u>State</u> <u>Expending</u> <u>Agency</u>	<u>Program ID</u>	<u>Award</u> <u>Number</u>	<u>CFDA Number</u>	<u>Award Description</u>	<u>Awarding</u> <u>Federal</u> <u>Agency</u>	<u>Award Amount</u>	<u>Award Amount</u> <u>Allocated to the</u> <u>Pgm ID in</u> <u>Column B</u>	<u>State</u> <u>Appropriation</u> <u>Symbol</u>	<u>Contact Name</u>	<u>Contact</u> <u>Phone</u>	<u>Contact Email</u>
D (TRN)	511/DD	L1CE	20.205	HAWAII STATE - KAWAIHAE ROAD, WAIAKA STREAM BRIDGE REPLACEMENT (P, R)	FHWA	932,017.06	932,017.06	various	Kam Kin Sin, Scot Urada	587-2226, 587-2222	kam.kin.sin@hawaii.gov, scot.t.urada@hawaii.gov
D (TRN)	511/DD	L1CE	20.205	HI STATE - HAWAII BELT ROAD, REHABILITATION OF UMAUMA BRIDGE (P, R, C)	FHWA	31,359,331.81	31,359,331.81	various	Kam Kin Sin, Scot Urada	587-2226, 587-2222	kam.kin.sin@hawaii.gov, scot.t.urada@hawaii.gov
D (TRN)	511/DD	L1CR	20.205	HI STATE - HAWAII BELT ROAD, REHABILITATION OF UMAUMA BRIDGE (P, R, C)	FHWA	562,549.14	562,549.14	various	Kam Kin Sin, Scot Urada	587-2226, 587-2222	kam.kin.sin@hawaii.gov, scot.t.urada@hawaii.gov
D (TRN)	511/DD	L240	20.205	HI STATE - HAWAII BELT ROAD, KAWAILI BRIDGE REPLACEMENT (P, R, C)	FHWA	701,616.68	701,616.68	various	Kam Kin Sin, Scot Urada	587-2226, 587-2222	kam.kin.sin@hawaii.gov, scot.t.urada@hawaii.gov
D (TRN)	511/DD	L240	20.205	HI STATE - KEAAU-PAHOA ROAD, SHOULDER LANE CONVERSION, KEAAU BYPASS ROAD TO SHOWER DRIVE (R, C)	FHWA	693,280.00	693,280.00	various	Kam Kin Sin, Scot Urada	587-2226, 587-2222	kam.kin.sin@hawaii.gov, scot.t.urada@hawaii.gov
D (TRN)	511/DD	L240	20.205	KEALAKEHE PARKWAY EXTENSION MP 1.18 (KEANALEHU DR.) TO MP 2.18 (PE)	FHWA	568,000.00	568,000.00	various	Kam Kin Sin, Scot Urada	587-2226, 587-2222	kam.kin.sin@hawaii.gov, scot.t.urada@hawaii.gov
D (TRN)	511/DD	L240	20.205	QUEEN KAAHUMANU HIGHWAY WIDENING, PHASE 2, KEALAKEHE PARKWAY TO KEAHOLE AIRPORT ROAD (DESIGN-BUILD)	FHWA	13,489,211.00	13,489,211.00	various	Kam Kin Sin, Scot Urada	587-2226, 587-2222	kam.kin.sin@hawaii.gov, scot.t.urada@hawaii.gov
D (TRN)	511/DD	L240	20.205	SADDLE RD EXT MAMALAOA HWY - QUEEN K HWY, PE FOR NEW RDWAY PLANNING	FHWA	1,473,138.40	1,473,138.40	various	Kam Kin Sin, Scot Urada	587-2226, 587-2222	kam.kin.sin@hawaii.gov, scot.t.urada@hawaii.gov
D (TRN)	511/DD	L24E	20.205	AKONI PULE HIGHWAY PAVEMENT PREVENTIVE MAINTENANCE, VICINITY OF MAHUKONA TO KOHALA RANCH (C)	FHWA	3,860,113.92	3,860,113.92	various	Kam Kin Sin, Scot Urada	587-2226, 587-2222	kam.kin.sin@hawaii.gov, scot.t.urada@hawaii.gov
D (TRN)	511/DD	L24E	20.205	HI STATE - AKONI PULE HIGHWAY PAVEMENT PREVENTIVE MAINTENANCE, HAWI TOWN TO KAPAAU TOWN (C)	FHWA	235,687.68	235,687.68	various	Kam Kin Sin, Scot Urada	587-2226, 587-2222	kam.kin.sin@hawaii.gov, scot.t.urada@hawaii.gov
D (TRN)	511/DD	L24E	20.205	HI STATE - KEAAU-PAHOA ROAD FROM KEAAU TO PAHOA; PE FOR PLANNING FOR WIDENING/REALIGNMENT OF A 10-MI SEC OF EXISTING HIGHWAY	FHWA	2,522,518.43	2,522,518.43	various	Kam Kin Sin, Scot Urada	587-2226, 587-2222	kam.kin.sin@hawaii.gov, scot.t.urada@hawaii.gov
D (TRN)	511/DD	L24E	20.205	HI STATE - KEAAU-PAHOA ROAD, SHOULDER LANE CONVERSION, KEAAU BYPASS ROAD TO SHOWER DRIVE (R, C)	FHWA	12,657,915.61	12,657,915.61	various	Kam Kin Sin, Scot Urada	587-2226, 587-2222	kam.kin.sin@hawaii.gov, scot.t.urada@hawaii.gov

Department of Transportation - Highways Division
Federal Awards

Table 11

<u>State</u> <u>Expending</u> <u>Agency</u>	<u>Program ID</u>	<u>Award</u> <u>Number</u>	<u>CFDA Number</u>	<u>Award Description</u>	<u>Awarding</u> <u>Federal</u> <u>Agency</u>	<u>Award Amount</u>	<u>Award Amount</u> <u>Allocated to the</u> <u>Pgm ID in</u> <u>Column B</u>	<u>State</u> <u>Appropriation</u> <u>Symbol</u>	<u>Contact Name</u>	<u>Contact</u> <u>Phone</u>	<u>Contact Email</u>
D (TRN)	511/DD	L24E	20.205	HI STATE - KUAKINI HIGHWAY WIDENING, HENRY STREET TO KAMEHAMEHA III ROAD (PE FOR PLANNING)	FHWA	684,827.94	684,827.94	various	Kam Kin Sin, Scot Urada	587-2226, 587-2222	kam.kin.sin@hawaii.gov, scot.t.urada@hawaii.gov
D (TRN)	511/DD	L24E	20.205	HI STATE - MAMALAHOA HIGHWAY PAVEMENT PREVENTIVE MAINTENANCE, KAAPUNA TO KAOHE (C)	FHWA	2,698,310.08	2,698,310.08	various	Kam Kin Sin, Scot Urada	587-2226, 587-2222	kam.kin.sin@hawaii.gov, scot.t.urada@hawaii.gov
D (TRN)	511/DD	L24E	20.205	HI STATE - MAMALAHOA HWY AT KEIWA STREAM BRIDGE, PE & CON FOR BRIDGE REPLACEMENT	FHWA	48,139.82	48,139.82	various	Kam Kin Sin, Scot Urada	587-2226, 587-2222	kam.kin.sin@hawaii.gov, scot.t.urada@hawaii.gov
D (TRN)	511/DD	L24E	20.205	HI STATE - VOLCANO ROAD INTERSECTION AND DRAINAGE IMPROVEMENTS, VICINITY OF KULANI ROAD (P, R, C)	FHWA	2,809,895.78	2,809,895.78	various	Kam Kin Sin, Scot Urada	587-2226, 587-2222	kam.kin.sin@hawaii.gov, scot.t.urada@hawaii.gov
D (TRN)	511/DD	L24E	20.205	HI STATE - VOLCANO ROAD PAVEMENT PREVENTIVE MAINTENANCE, MOUNTAIN VIEW TO KEAAU (C)	FHWA	4,849,026.16	4,849,026.16	various	Kam Kin Sin, Scot Urada	587-2226, 587-2222	kam.kin.sin@hawaii.gov, scot.t.urada@hawaii.gov
D (TRN)	511/DD	L24E	20.205	HS - MAMALAHOA HIGHWAY RESURFACING, MAKALEI TO PALANI ROAD JUNCTION (C)	FHWA	981,455.12	981,455.12	various	Kam Kin Sin, Scot Urada	587-2226, 587-2222	kam.kin.sin@hawaii.gov, scot.t.urada@hawaii.gov
D (TRN)	511/DD	L24E	20.205	KOHALA MOUNTAIN ROAD PAVEMENT PREVENTIVE MAINTENANCE, WAIAKA JUNCTION TOWARDS HAWI (CON)	FHWA	2,082,224.80	2,082,224.80	various	Kam Kin Sin, Scot Urada	587-2226, 587-2222	kam.kin.sin@hawaii.gov, scot.t.urada@hawaii.gov
D (TRN)	511/DD	L24R	20.205	HI STATE - KEAAU-PAHOA ROAD, SHOULDER LANE CONVERSION, KEAAU BYPASS ROAD TO SHOWER DRIVE (R, C)	FHWA	207,538.04	207,538.04	various	Kam Kin Sin, Scot Urada	587-2226, 587-2222	kam.kin.sin@hawaii.gov, scot.t.urada@hawaii.gov
D (TRN)	511/DD	L930	20.205	QUEEN KAAHUMANU HIGHWAY WIDENING, PHASE 2, KEALAKEHE PARKWAY TO KEAHOLE AIRPORT ROAD (DESIGN-BUILD)	FHWA	243,780.00	243,780.00	various	Kam Kin Sin, Scot Urada	587-2226, 587-2222	kam.kin.sin@hawaii.gov, scot.t.urada@hawaii.gov
D (TRN)	511/DD	L930	20.205	SADDLE ROAD (PE & ROW) (PTA SECTION)	FHWA	166,245.00	166,245.00	various	Kam Kin Sin, Scot Urada	587-2226, 587-2222	kam.kin.sin@hawaii.gov, scot.t.urada@hawaii.gov
D (TRN)	511/DD	L930	20.205	SADDLE ROAD, EAST (HILO) SECTION FROM M.P. 6 TO M.P. 28, DEMO ID HI019; PE & ROW TO UPGRADE EXISTING ROADWAY	FHWA	3,059,171.00	3,059,171.00	various	Kam Kin Sin, Scot Urada	587-2226, 587-2222	kam.kin.sin@hawaii.gov, scot.t.urada@hawaii.gov
D (TRN)	511/DD	L970	20.205	MAMALAHOA KONA HERITAGE CORRIDOR - CORRIDOR MANAGEMENT PLAN DEVELOPMENT (P)	FHWA	29,140.00	29,140.00	various	Kam Kin Sin, Scot Urada	587-2226, 587-2222	kam.kin.sin@hawaii.gov, scot.t.urada@hawaii.gov

Department of Transportation - Highways Division
Federal Awards

Table 11

<u>State</u> <u>Expending</u> <u>Agency</u>	<u>Program ID</u>	<u>Award</u> <u>Number</u>	<u>CFDA Number</u>	<u>Award Description</u>	<u>Awarding</u> <u>Federal</u> <u>Agency</u>	<u>Award Amount</u>	<u>Award Amount</u> <u>Allocated to the</u> <u>Pgm ID in</u> <u>Column B</u>	<u>State</u> <u>Appropriation</u> <u>Symbol</u>	<u>Contact Name</u>	<u>Contact</u> <u>Phone</u>	<u>Contact Email</u>
D (TRN)	511/DD	LHIP	20.205	HI STATE - AKONI PULE HIGHWAY PAVEMENT PREVENTIVE MAINTENANCE, HAWI TOWN TO KAPAAU TOWN (C)	FHWA	1,446,026.40	1,446,026.40	various	Kam Kin Sin, Scot Urada	587-2226, 587-2222	kam.kin.sin@hawaii.gov, scot.t.urada@hawaii.gov
D (TRN)	511/DD	LHIP	20.205	HI STATE - KEAAU-PAHOA ROAD FROM KEAAU TO PAHOA; PE FOR PLANNING FOR WIDENING/REALIGNMENT OF A 10-MI SEC OF EXISTING HIGHWAY	FHWA	66,159.97	66,159.97	various	Kam Kin Sin, Scot Urada	587-2226, 587-2222	kam.kin.sin@hawaii.gov, scot.t.urada@hawaii.gov
D (TRN)	511/DD	LS30	20.205	HI STATE - HAWAII BELT ROAD SAFETY IMPROVEMENTS, VICINITY OF KAAWALII GULCH, M.P. 25.9 TO M.P. 29.1 (P, C)	FHWA	171,000.00	171,000.00	various	Kam Kin Sin, Scot Urada	587-2226, 587-2222	kam.kin.sin@hawaii.gov, scot.t.urada@hawaii.gov
D (TRN)	511/DD	LS30	20.205	HI STATE - KEAAU-PAHOA ROAD INTERSECTION IMPROVEMENTS AT ORCHID LAND DRIVE, PARADISE DRIVE, AND AINALOA BOULEVARD (P)	FHWA	748,187.10	748,187.10	various	Kam Kin Sin, Scot Urada	587-2226, 587-2222	kam.kin.sin@hawaii.gov, scot.t.urada@hawaii.gov
D (TRN)	511/DD	LS30	20.205	HI STATE - KEAAU-PAHOA ROAD, SHOULDER LANE CONVERSION, KEAAU BYPASS ROAD TO SHOWER DRIVE (R, C)	FHWA	794,150.60	794,150.60	various	Kam Kin Sin, Scot Urada	587-2226, 587-2222	kam.kin.sin@hawaii.gov, scot.t.urada@hawaii.gov
D (TRN)	511/DD	LS30	20.205	HI STATE - VOLCANO ROAD INTERSECTION AND DRAINAGE IMPROVEMENTS, VICINITY OF KULANI ROAD (P, R, C)	FHWA	3,646,044.57	3,646,044.57	various	Kam Kin Sin, Scot Urada	587-2226, 587-2222	kam.kin.sin@hawaii.gov, scot.t.urada@hawaii.gov
D (TRN)	511/DD	LS30	20.205	KEAAU-PAHOA ROAD, INTERSECTION IMPROVEMENTS AT KAHAKAI BOULEVARD (P, C)	FHWA	263,908.12	263,908.12	various	Kam Kin Sin, Scot Urada	587-2226, 587-2222	kam.kin.sin@hawaii.gov, scot.t.urada@hawaii.gov
D (TRN)	511/DD	LS30	20.205	KEAAU-PAHOA ROAD, INTERSECTION IMPROVEMENTS AT OLD GOVERNMENT ROAD (PE)	FHWA	450,000.00	450,000.00	various	Kam Kin Sin, Scot Urada	587-2226, 587-2222	kam.kin.sin@hawaii.gov, scot.t.urada@hawaii.gov
D (TRN)	511/DD	LS30	20.205	MAMALAHOA HIGHWAY SAFETY IMPROVEMENTS, IN THE VICINITY OF C.Q. YEE HOP RANCH (P, C)	FHWA	676,602.00	676,602.00	various	Kam Kin Sin, Scot Urada	587-2226, 587-2222	kam.kin.sin@hawaii.gov, scot.t.urada@hawaii.gov
D (TRN)	511/DD	LS30	20.205	MAMALAHOA HIGHWAY SAFETY IMPROVEMENTS, IN THE VICINITY OF KIOLAKAA HOMESTEAD ROAD (P, C)	FHWA	1,215,256.10	1,215,256.10	various	Kam Kin Sin, Scot Urada	587-2226, 587-2222	kam.kin.sin@hawaii.gov, scot.t.urada@hawaii.gov

Department of Transportation - Highways Division
Federal Awards

Table 11

<u>State</u> <u>Expending</u> <u>Agency</u>	<u>Program ID</u>	<u>Award</u> <u>Number</u>	<u>CFDA Number</u>	<u>Award Description</u>	<u>Awarding</u> <u>Federal</u> <u>Agency</u>	<u>Award Amount</u>	<u>Award Amount</u> Allocated to the <u>Pgm ID in</u> <u>Column B</u>	<u>State</u> <u>Appropriation</u> <u>Symbol</u>	<u>Contact Name</u>	<u>Contact</u> <u>Phone</u>	<u>Contact Email</u>
D (TRN)	511/DD	LS30	20.205	QUEEN KAAHUMANU HIGHWAY, INTERSECTION IMPROVEMENTS AT KAWAIHAE ROAD (ROW & CON)	FHWA	40,000.00	40,000.00	various	Kam Kin Sin, Scot Urada	587-2226, 587-2222	kam.kin.sin@hawaii.gov, scot.t.urada@hawaii.gov
D (TRN)	511/DD	LS3E	20.205	HI STATE - HAWAII BELT ROAD SAFETY IMPROVEMENTS, VICINITY OF KAAWALII GULCH, M.P. 25.9 TO M.P. 29.1 (P, C)	FHWA	10,427,235.95	10,427,235.95	various	Kam Kin Sin, Scot Urada	587-2226, 587-2222	kam.kin.sin@hawaii.gov, scot.t.urada@hawaii.gov
D (TRN)	511/DD	LY10	20.205	QUEEN KAAHUMANU HIGHWAY WIDENING, PHASE 2, KEALAKEHE PARKWAY TO KEAHOLE AIRPORT ROAD (DESIGN-BUILD)	FHWA	1,749,133.00	1,749,133.00	various	Kam Kin Sin, Scot Urada	587-2226, 587-2222	kam.kin.sin@hawaii.gov, scot.t.urada@hawaii.gov
D (TRN)	511/DD	LY20	20.205	QUEEN KAAHUMANU HIGHWAY WIDENING, PHASE 2, KEALAKEHE PARKWAY TO KEAHOLE AIRPORT ROAD (DESIGN-BUILD)	FHWA	12,022,126.00	12,022,126.00	various	Kam Kin Sin, Scot Urada	587-2226, 587-2222	kam.kin.sin@hawaii.gov, scot.t.urada@hawaii.gov
D (TRN)	511/DD	LY30	20.205	QUEEN KAAHUMANU HIGHWAY WIDENING, PHASE 2, KEALAKEHE PARKWAY TO KEAHOLE AIRPORT ROAD (DESIGN-BUILD)	FHWA	5,011,707.00	5,011,707.00	various	Kam Kin Sin, Scot Urada	587-2226, 587-2222	kam.kin.sin@hawaii.gov, scot.t.urada@hawaii.gov
D (TRN)	511/DD	LZ20	20.205	HS - MAMALAOA HIGHWAY RESURFACING, MAKALEI TO PALANI ROAD JUNCTION (C)	FHWA	4,440,000.00	4,440,000.00	various	Kam Kin Sin, Scot Urada	587-2226, 587-2222	kam.kin.sin@hawaii.gov, scot.t.urada@hawaii.gov
D (TRN)	511/DD	M001	20.205	HI STATE - HAWAII BELT ROAD RESURFACING, PEPEEKEO TO HAKALAU (C)	FHWA	6,369,388.88	6,369,388.88	various	Kam Kin Sin, Scot Urada	587-2226, 587-2222	kam.kin.sin@hawaii.gov, scot.t.urada@hawaii.gov
D (TRN)	511/DD	M240	20.205	HI STATE - MAMALAOA HIGHWAY PAVEMENT PREVENTIVE MAINTENANCE, KAPAPALA RANCH TO HAWAII VOLCANOES NATIONAL PARK (CON)	FHWA	1,884,416.71	1,884,416.71	various	Kam Kin Sin, Scot Urada	587-2226, 587-2222	kam.kin.sin@hawaii.gov, scot.t.urada@hawaii.gov
D (TRN)	511/DD	Q050	20.205	HAWAII BELT RD, MP 21.0 TO 29.3, PE FOR ROCKFALL PROTECTION	FHWA	1,632,000.00	1,632,000.00	various	Kam Kin Sin, Scot Urada	587-2226, 587-2222	kam.kin.sin@hawaii.gov, scot.t.urada@hawaii.gov
D (TRN)	511/DD	Q050	20.205	HAWAII BELT RD, PAAUHAU RD TO PAPALELE RD, HAMAKUA, HAWAII; PE & CON FOR GUARDRAIL & SHOULDER IMPROVEMENTS	FHWA	305,080.00	305,080.00	various	Kam Kin Sin, Scot Urada	587-2226, 587-2222	kam.kin.sin@hawaii.gov, scot.t.urada@hawaii.gov
D (TRN)	511/DD	Q050	20.205	HAWAII BELT ROAD AT KAPUE AND KOLEKOLE BRIDGE, CON FOR BRIDGE PAINTING	FHWA	2,539,900.00	2,539,900.00	various	Kam Kin Sin, Scot Urada	587-2226, 587-2222	kam.kin.sin@hawaii.gov, scot.t.urada@hawaii.gov

Department of Transportation - Highways Division
Federal Awards

Table 11

<u>State</u> <u>Expending</u> <u>Agency</u>	<u>Program ID</u>	<u>Award</u> <u>Number</u>	<u>CFDA Number</u>	<u>Award Description</u>	<u>Awarding</u> <u>Federal</u> <u>Agency</u>	<u>Award Amount</u>	<u>Award Amount</u> <u>Allocated to the</u> <u>Pgm ID in</u> <u>Column B</u>	<u>State</u> <u>Appropriation</u> <u>Symbol</u>	<u>Contact Name</u>	<u>Contact</u> <u>Phone</u>	<u>Contact Email</u>
D (TRN)	511/DD	Q050	20.205	HAWAII BELT ROAD, PAKALANA ST TO PAAUHAU RD, HONOKAA, HAWAII; PE & CON FOR GUARDRAIL AND SHOULDER IMPROVEMENTS	FHWA	465,025.64	465,025.64	various	Kam Kin Sin, Scot Urada	587-2226, 587-2222	kam.kin.sin@hawaii.gov, scot.t.urada@hawaii.gov
D (TRN)	511/DD	Q050	20.205	HI STATE - KAMEHAMEHA AVE, HILO BAYFRONT HWY TO KALANIANAOLE AVE, CON FOR BIKEWAY IMPROVEMENTS	FHWA	302,139.05	302,139.05	various	Kam Kin Sin, Scot Urada	587-2226, 587-2222	kam.kin.sin@hawaii.gov, scot.t.urada@hawaii.gov
D (TRN)	511/DD	Q050	20.205	KANOELEHUA AVE, PUAINAKO TO KAM AVE, CON FOR ROADWAY WIDENING	FHWA	315,911.55	315,911.55	various	Kam Kin Sin, Scot Urada	587-2226, 587-2222	kam.kin.sin@hawaii.gov, scot.t.urada@hawaii.gov
D (TRN)	511/DD	Q050	20.205	QUEEN KAAHUMANU HIGHWAY FROM KEKAHA KAI STATE PARTK TO HAPUNA; CON FOR PAVEMENT REHABILITATION	FHWA	10,509,286.00	10,509,286.00	various	Kam Kin Sin, Scot Urada	587-2226, 587-2222	kam.kin.sin@hawaii.gov, scot.t.urada@hawaii.gov
D (TRN)	511/DD	Q050	20.205	QUEEN KAAHUMANU HIGHWAY WIDENING, PHASE I, HENRY STREET TO KEALAKEHE PARKWAY; PE AND CON FOR ROADWAY WIDENING (DESIGN-BUILD)	FHWA	13,362,766.00	13,362,766.00	various	Kam Kin Sin, Scot Urada	587-2226, 587-2222	kam.kin.sin@hawaii.gov, scot.t.urada@hawaii.gov
D (TRN)	511/DD	Q050	20.205	QUEEN KAAHUMANU HWY FROM KEAHOLE TO KEKAHA KAI STATE PARK; CON FOR PAVEMENT WIDENING AND RESURFACING	FHWA	6,055,229.00	6,055,229.00	various	Kam Kin Sin, Scot Urada	587-2226, 587-2222	kam.kin.sin@hawaii.gov, scot.t.urada@hawaii.gov
D (TRN)	511/DD	Q050	20.205	QUEEN KAAHUMANU HWY KAWAIIHAE TWDS KAILUA-KONA, PE & CON FOR GUARDRAIL/SHLR IMPRVMT	FHWA	2,554,364.00	2,554,364.00	various	Kam Kin Sin, Scot Urada	587-2226, 587-2222	kam.kin.sin@hawaii.gov, scot.t.urada@hawaii.gov
D (TRN)	511/DD	Q050	20.205	QUEEN KAAHUMANU HWY, HAPUNA TWDS KAILUA-KONA ; CON FOR GRDRL & SHLDR IMPRVMTS	FHWA	2,339,826.00	2,339,826.00	various	Kam Kin Sin, Scot Urada	587-2226, 587-2222	kam.kin.sin@hawaii.gov, scot.t.urada@hawaii.gov
D (TRN)	511/DD	Q050	20.205	Route 19, Queen Kaahumanu Hwy Widening, Kailua to Keahole; Right-of-Way for widening existing 2-lane rdwy to a 4-lane divided hwy	FHWA	7,336,000.00	7,336,000.00	various	Kam Kin Sin, Scot Urada	587-2226, 587-2222	kam.kin.sin@hawaii.gov, scot.t.urada@hawaii.gov
D (TRN)	511/DD	Q050	20.205	ROUTE 19: HAWAII BELT ROAD, EAST PAAUILO BRIDGE TO KAALA BRIDGE; CON FOR 4R MAINTENANCE - RESTORATION & REHABILITATION	FHWA	7,725,141.00	7,725,141.00	various	Kam Kin Sin, Scot Urada	587-2226, 587-2222	kam.kin.sin@hawaii.gov, scot.t.urada@hawaii.gov
D (TRN)	511/DD	Q100	20.205	AKONI PULE HWY @ WALAOHIA & AAMAKOA BRIDGES, PE/ROW/CON FOR SEISMIC RETROFIT	FHWA	1,034,800.00	1,034,800.00	various	Kam Kin Sin, Scot Urada	587-2226, 587-2222	kam.kin.sin@hawaii.gov, scot.t.urada@hawaii.gov

Department of Transportation - Highways Division
Federal Awards

Table 11

<u>State</u> <u>Expending</u> <u>Agency</u>	<u>Program ID</u>	<u>Award</u> <u>Number</u>	<u>CFDA Number</u>	<u>Award Description</u>	<u>Awarding</u> <u>Federal</u> <u>Agency</u>	<u>Award Amount</u>	<u>Award Amount</u> <u>Allocated to the</u> <u>Pgm ID in</u> <u>Column B</u>	<u>State</u> <u>Appropriation</u> <u>Symbol</u>	<u>Contact Name</u>	<u>Contact</u> <u>Phone</u>	<u>Contact Email</u>
D (TRN)	511/DD	Q100	20.205	HAWAII BELT RD, VAR BRIDGES OF PEPEEKEO, CON: SEISMIC RETROFIT - VAR BRIDGES	FHWA	3,207,124.00	3,207,124.00	various	Kam Kin Sin, Scot Urada	587-2226, 587-2222	kam.kin.sin@hawaii.gov, scot.t.urada@hawaii.gov
D (TRN)	511/DD	Q100	20.205	HAWAII BELT RD, VIC OF NORTH OF PAAUILO, CON FOR BRIDGE SEISMIC RETROFIT	FHWA	207,049.00	207,049.00	various	Kam Kin Sin, Scot Urada	587-2226, 587-2222	kam.kin.sin@hawaii.gov, scot.t.urada@hawaii.gov
D (TRN)	511/DD	Q100	20.205	HI BELT RD VIC OF HONOKAA; KAWAIHAE RD VIC OF, CON FOR BRIDGE SEISMIC RETROFIT	FHWA	190,264.00	190,264.00	various	Kam Kin Sin, Scot Urada	587-2226, 587-2222	kam.kin.sin@hawaii.gov, scot.t.urada@hawaii.gov
D (TRN)	511/DD	Q100	20.205	RTE 19: HBR, KEALAKAHA STRM BRIDGE, CON FOR BRIDGE REPLACEMENT	FHWA	18,775,200.00	18,775,200.00	various	Kam Kin Sin, Scot Urada	587-2226, 587-2222	kam.kin.sin@hawaii.gov, scot.t.urada@hawaii.gov
D (TRN)	511/DD	Q120	20.205	AKONI PULE HWY @ WALAOHIA & AAMAKOA BRIDGES, PE/ROW/CON FOR SEISMIC RETROFIT	FHWA	1,433,925.00	1,433,925.00	various	Kam Kin Sin, Scot Urada	587-2226, 587-2222	kam.kin.sin@hawaii.gov, scot.t.urada@hawaii.gov
D (TRN)	511/DD	Q120	20.205	HAWAII BELT RD AT HALAULANI BRIDGE, PE/ROW/CON FOR BRIDGE REMOVAL	FHWA	905,520.00	905,520.00	various	Kam Kin Sin, Scot Urada	587-2226, 587-2222	kam.kin.sin@hawaii.gov, scot.t.urada@hawaii.gov
D (TRN)	511/DD	Q120	20.205	RTE 19: HBR, KEALAKAHA STRM BRIDGE, CON FOR BRIDGE REPLACEMENT	FHWA	14,650,400.00	14,650,400.00	various	Kam Kin Sin, Scot Urada	587-2226, 587-2222	kam.kin.sin@hawaii.gov, scot.t.urada@hawaii.gov
D (TRN)	511/DD	Q240	20.205	HI STATE - KUAKINI HIGHWAY WIDENING, HENRY STREET TO KAMEHAMEHA III ROAD (PE FOR PLANNING)	FHWA	115,172.06	115,172.06	various	Kam Kin Sin, Scot Urada	587-2226, 587-2222	kam.kin.sin@hawaii.gov, scot.t.urada@hawaii.gov
D (TRN)	511/DD	Q240	20.205	HI STATE - MAMALAOHA HIGHWAY PAVEMENT PREVENTIVE MAINTENANCE, KAPAPALA RANCH TO HAWAII VOLCANOES NATIONAL PARK (CON)	FHWA	2,425,866.79	2,425,866.79	various	Kam Kin Sin, Scot Urada	587-2226, 587-2222	kam.kin.sin@hawaii.gov, scot.t.urada@hawaii.gov
D (TRN)	511/DD	Q240	20.205	MAMALAOHA HWY AT KAALAA LA STRM BR & FORD CROS, PE/CON FOR BRIDGE REPLACEMENT	FHWA	1,238,177.00	1,238,177.00	various	Kam Kin Sin, Scot Urada	587-2226, 587-2222	kam.kin.sin@hawaii.gov, scot.t.urada@hawaii.gov
D (TRN)	511/DD	Q400	20.205	KEEAU-PAHOA RD, PARADISE PARK SEC PH 2&3, CON FOR SAFETY IMPROVEMENTS	FHWA	2,041,238.96	2,041,238.96	various	Kam Kin Sin, Scot Urada	587-2226, 587-2222	kam.kin.sin@hawaii.gov, scot.t.urada@hawaii.gov
D (TRN)	511/DD	Q400	20.205	RTS 240 & 270 HONOKAA, HAWI & KAPAAU TOWNS: PE - ROW - CON FOR PEDESTRIAN FACILITY ACCESSIBILITY IMPROVEMENTS	FHWA	274,798.00	274,798.00	various	Kam Kin Sin, Scot Urada	587-2226, 587-2222	kam.kin.sin@hawaii.gov, scot.t.urada@hawaii.gov
D (TRN)	511/DD	Q400	20.205	VARIOUS LOCATIONS ON HAWAII; CON FOR PEDESTRIAN FACILITIES AND ADA COMPLIANCE	FHWA	1,132,995.00	1,132,995.00	various	Kam Kin Sin, Scot Urada	587-2226, 587-2222	kam.kin.sin@hawaii.gov, scot.t.urada@hawaii.gov

Department of Transportation - Highways Division
Federal Awards

Table 11

<u>State</u> <u>Expending</u> <u>Agency</u>	<u>Program ID</u>	<u>Award</u> <u>Number</u>	<u>CFDA Number</u>	<u>Award Description</u>	<u>Awarding</u> <u>Federal</u> <u>Agency</u>	<u>Award Amount</u>	<u>Award Amount</u> <u>Allocated to the</u> <u>Pgm ID in</u> <u>Column B</u>	<u>State</u> <u>Appropriation</u> <u>Symbol</u>	<u>Contact Name</u>	<u>Contact</u> <u>Phone</u>	<u>Contact Email</u>
D (TRN)	511/DD	Q760	20.205	HI STATE - KEAAU-PAHOA ROAD FROM KEAAU TO PAHOA; PE FOR PLANNING FOR WIDENING/REALIGNMENT OF A 10-MI SEC OF EXISTING HIGHWAY	FHWA	1,743,800.00	1,743,800.00	various	Kam Kin Sin, Scot Urada	587-2226, 587-2222	kam.kin.sin@hawaii.gov, scot.t.urada@hawaii.gov
D (TRN)	511/DD	Q760	20.205	HI STATE - KUAKINI HIGHWAY WIDENING, HENRY STREET TO KAMEHAMEHA III ROAD (PE FOR PLANNING)	FHWA	1,134,902.78	1,134,902.78	various	Kam Kin Sin, Scot Urada	587-2226, 587-2222	kam.kin.sin@hawaii.gov, scot.t.urada@hawaii.gov
D (TRN)	511/DD	Q760	20.205	MAMALAOA HIGHWAY IN PAHALA; CON FOR EMERGENCY REPLACEMENT OF PAUAU STRM BRIDGE, IMPRVMTS @ KAMANI ST. & REHAB VAR. BRIDGES	FHWA	5,142,223.23	5,142,223.23	various	Kam Kin Sin, Scot Urada	587-2226, 587-2222	kam.kin.sin@hawaii.gov, scot.t.urada@hawaii.gov
D (TRN)	511/DD	Q760	20.205	PUAINAKO STREET FROM KOMOHANA STREET TO KILAUEA AVENUE; PE & ROW FOR ROADWAY WIDENING & REALIGNMENT	FHWA	2,000,000.00	2,000,000.00	various	Kam Kin Sin, Scot Urada	587-2226, 587-2222	kam.kin.sin@hawaii.gov, scot.t.urada@hawaii.gov
D (TRN)	531/DF	980	20.205	HONOAPIILANI HWY @ UKUMEHAME & LAUNIUPOKO, PE & CON FOR RESTORATION WORK	FHWA	262,764.98	262,764.98	various	Kam Kin Sin, Scot Urada	587-2226, 587-2222	kam.kin.sin@hawaii.gov, scot.t.urada@hawaii.gov
D (TRN)	531/DF	1180	20.205	MAUI STATE - KAMEHAMEHA V HIGHWAY, MAKAKUPAIA STREAM BRIDGE REPLACEMENT (P, R)	FHWA	279,748.16	279,748.16	various	Kam Kin Sin, Scot Urada	587-2226, 587-2222	kam.kin.sin@hawaii.gov, scot.t.urada@hawaii.gov
D (TRN)	531/DF	1180	20.205	MAUI STATE - RTE 36:HANA HWY,KAUPAKALUA,UAOA & HOOLAWA BRS, PE/ROW/CON FOR BR REPLACEMENT	FHWA	2,066,348.42	2,066,348.42	various	Kam Kin Sin, Scot Urada	587-2226, 587-2222	kam.kin.sin@hawaii.gov, scot.t.urada@hawaii.gov
D (TRN)	531/DF	3150	20.205	MAUI STATE - HONOAPIILANI HWY REALIGNMENT, LAHAINA, MAUI, HI; PE PHASE 1A, FUTURE KEAWE ST EXTSN TO LAHAINALUNA RD-DESIGN BUILD	FHWA	156,000.00	156,000.00	various	Kam Kin Sin, Scot Urada	587-2226, 587-2222	kam.kin.sin@hawaii.gov, scot.t.urada@hawaii.gov
D (TRN)	531/DF	3150	20.205	MAUI STATE - KAHULUI AIRPORT ACCESS ROAD, PUUNENE AVENUE TO HANA HIGHWAY	FHWA	308,475.80	308,475.80	various	Kam Kin Sin, Scot Urada	587-2226, 587-2222	kam.kin.sin@hawaii.gov, scot.t.urada@hawaii.gov
D (TRN)	531/DF	3150	20.205	MAUI STATE - PIILANI HIGHWAY TRAFFIC OPERATIONAL IMPROVEMENTS AT OHUKAI ROAD (CON)	FHWA	997,232.60	997,232.60	various	Kam Kin Sin, Scot Urada	587-2226, 587-2222	kam.kin.sin@hawaii.gov, scot.t.urada@hawaii.gov

Department of Transportation - Highways Division
Federal Awards

Table 11

<u>State</u> <u>Expending</u> <u>Agency</u>	<u>Program ID</u>	<u>Award</u> <u>Number</u>	<u>CFDA Number</u>	<u>Award Description</u>	<u>Awarding</u> <u>Federal</u> <u>Agency</u>	<u>Award Amount</u>	<u>Award Amount</u> <u>Allocated to the</u> <u>Pgm ID in</u> <u>Column B</u>	<u>State</u> <u>Appropriation</u> <u>Symbol</u>	<u>Contact Name</u>	<u>Contact</u> <u>Phone</u>	<u>Contact Email</u>
D (TRN)	531/DF	3150	20.205	RT 32 MAIN ST FRM CENTRAL AVE - KAAHUMANU AVE, CON FOR RESURF/INSTALL GRDRLS/SIGNA	FHWA	4,885,251.00	4,885,251.00	various	Kam Kin Sin, Scot Urada	587-2226, 587-2222	kam.kin.sin@hawaii.gov, scot.t.urada@hawaii.gov
D (TRN)	531/DF	3200	20.205	PUUNENE AVE/MOKULELE HWY, KUIHELANI-PIILANI , PE FOR ROADWAY WIDENING	FHWA	2,516,000.00	2,516,000.00	various	Kam Kin Sin, Scot Urada	587-2226, 587-2222	kam.kin.sin@hawaii.gov, scot.t.urada@hawaii.gov
D (TRN)	531/DF	3410	20.205	KIHEI-UPCOUNTRY MAUI HIGHWAY, RIGHT-OF-WAY	FHWA	1,369,868.56	1,369,868.56	various	Kam Kin Sin, Scot Urada	587-2226, 587-2222	kam.kin.sin@hawaii.gov, scot.t.urada@hawaii.gov
D (TRN)	531/DF	3410	20.205	KIHEI-UPCOUNTRY MAUI HWY FROM KIHEI TO UPCOUNTRY MAUI;PE FOR NEW 2-LN LIMITED ACCESS ARTERIAL RDWY LINK UPCOUNTRY MAUI & KIHEI-MAK	FHWA	2,040,000.00	2,040,000.00	various	Kam Kin Sin, Scot Urada	587-2226, 587-2222	kam.kin.sin@hawaii.gov, scot.t.urada@hawaii.gov
D (TRN)	531/DF	5590	20.205	KIHEI-UPCOUNTRY MAUI HIGHWAY, RIGHT-OF-WAY	FHWA	1,782,400.00	1,782,400.00	various	Kam Kin Sin, Scot Urada	587-2226, 587-2222	kam.kin.sin@hawaii.gov, scot.t.urada@hawaii.gov
D (TRN)	531/DF	5590	20.205	KIHEI-UPCOUNTRY MAUI HWY FROM KIHEI TO UPCOUNTRY MAUI;PE FOR NEW 2-LN LIMITED ACCESS ARTERIAL RDWY LINK UPCOUNTRY MAUI & KIHEI-MAK	FHWA	717,600.00	717,600.00	various	Kam Kin Sin, Scot Urada	587-2226, 587-2222	kam.kin.sin@hawaii.gov, scot.t.urada@hawaii.gov
D (TRN)	531/DF	33A0	20.205	VARIOUS STATE HIGHWAYS, MAUI, CON FOR GRDRL & SHLDR IMPRVMTS	FHWA	1,917,196.00	1,917,196.00	various	Kam Kin Sin, Scot Urada	587-2226, 587-2222	kam.kin.sin@hawaii.gov, scot.t.urada@hawaii.gov
D (TRN)	531/DF	33B0	20.205	KAAHUMANU AVENUE, LONO AVENUE TO HANA HIGHWAY, CON FOR IRRIGATION AND LANDSCAPING	FHWA	149,900.00	149,900.00	various	Kam Kin Sin, Scot Urada	587-2226, 587-2222	kam.kin.sin@hawaii.gov, scot.t.urada@hawaii.gov
D (TRN)	531/DF	33B0	20.205	MAUI STATE - SEGMENTS OF HANA HWY & KAAHUMANU HWY, PE & CON FOR LANDSCAPING	FHWA	240,309.21	240,309.21	various	Kam Kin Sin, Scot Urada	587-2226, 587-2222	kam.kin.sin@hawaii.gov, scot.t.urada@hawaii.gov
D (TRN)	531/DF	33D0	20.205	HANA HIGHWAY, INSTALLATION OF EMERGENCY TELEPHONES, KAUPAKALUA ROAD TO UA KEA ROAD (CON)	FHWA	400,000.00	400,000.00	various	Kam Kin Sin, Scot Urada	587-2226, 587-2222	kam.kin.sin@hawaii.gov, scot.t.urada@hawaii.gov
D (TRN)	531/DF	33D0	20.205	KAAHUMANU AVE FROM HANA HWY TO HIGH STREET, PE/CON TO UPGRADE TRAFFIC SIGNALS	FHWA	233,204.00	233,204.00	various	Kam Kin Sin, Scot Urada	587-2226, 587-2222	kam.kin.sin@hawaii.gov, scot.t.urada@hawaii.gov
D (TRN)	531/DF	33D0	20.205	MAUI STATE - HONOAPIILANI HWY, MAALAEA HARBOR TO PUAMANA, PE & CON FOR WIDENING	FHWA	278,559.00	278,559.00	various	Kam Kin Sin, Scot Urada	587-2226, 587-2222	kam.kin.sin@hawaii.gov, scot.t.urada@hawaii.gov
D (TRN)	531/DF	33D0	20.205	MAUI, RTE 36-PE FOR PAIA BYPASS RD	FHWA	2,372,000.00	2,372,000.00	various	Kam Kin Sin, Scot Urada	587-2226, 587-2222	kam.kin.sin@hawaii.gov, scot.t.urada@hawaii.gov
D (TRN)	531/DF	33D0	20.205	RT 30 HONOAPIILANI HWY, PUAMANA TO HONOKOWAI , PE & ROW FOR 2-LANE HWY & WIDENING	FHWA	6,748,093.00	6,748,093.00	various	Kam Kin Sin, Scot Urada	587-2226, 587-2222	kam.kin.sin@hawaii.gov, scot.t.urada@hawaii.gov

Department of Transportation - Highways Division
Federal Awards

Table 11

<u>State</u> <u>Expending</u> <u>Agency</u>	<u>Program ID</u>	<u>Award</u> <u>Number</u>	<u>CFDA Number</u>	<u>Award Description</u>	<u>Awarding</u> <u>Federal</u> <u>Agency</u>	<u>Award Amount</u>	<u>Award Amount</u> Allocated to the <u>Pgm ID in</u> <u>Column B</u>	<u>State</u> <u>Appropriation</u> <u>Symbol</u>	<u>Contact Name</u>	<u>Contact</u> <u>Phone</u>	<u>Contact Email</u>
D (TRN)	531/DF	33D0	20.205	RT 37 KULA HWY, KAKAULIKE AVE - LOWER KULA RD, CON FOR RESURFACING	FHWA	1,148,429.42	1,148,429.42	various	Kam Kin Sin, Scot Urada	587-2226, 587-2222	kam.kin.sin@hawaii.gov, scot.t.urada@hawaii.gov
D (TRN)	531/DF	45A0	20.205	KIHEI-UPCOUNTRY MAUI HIGHWAY, RIGHT-OF-WAY	FHWA	94,500.00	94,500.00	various	Kam Kin Sin, Scot Urada	587-2226, 587-2222	kam.kin.sin@hawaii.gov, scot.t.urada@hawaii.gov
D (TRN)	531/DF	45A0	20.205	KIHEI-UPCOUNTRY MAUI HWY FROM KIHEI TO UPCOUNTRY MAUI;PE FOR NEW 2-LN LIMITED ACCESS ARTERIAL RDWY LINK UPCOUNTRY MAUI & KIHEI-MAK	FHWA	2,400,000.00	2,400,000.00	various	Kam Kin Sin, Scot Urada	587-2226, 587-2222	kam.kin.sin@hawaii.gov, scot.t.urada@hawaii.gov
D (TRN)	531/DF	C240	20.205	MAUI STATE - PIILANI HIGHWAY PAVEMENT PREVENTIVE MAINTENANCE, LIPOA STREET TO KILOHANA DRIVE (CON)	FHWA	2,732,811.00	2,732,811.00	various	Kam Kin Sin, Scot Urada	587-2226, 587-2222	kam.kin.sin@hawaii.gov, scot.t.urada@hawaii.gov
D (TRN)	531/DF	C241	20.205	MAUI STATE - PIILANI HIGHWAY PAVEMENT PREVENTIVE MAINTENANCE, LIPOA STREET TO KILOHANA DRIVE (CON)	FHWA	24,808.06	24,808.06	various	Kam Kin Sin, Scot Urada	587-2226, 587-2222	kam.kin.sin@hawaii.gov, scot.t.urada@hawaii.gov
D (TRN)	531/DF	C242	20.205	MAUI STATE - PIILANI HIGHWAY PAVEMENT PREVENTIVE MAINTENANCE, LIPOA STREET TO KILOHANA DRIVE (CON)	FHWA	114,481.41	114,481.41	various	Kam Kin Sin, Scot Urada	587-2226, 587-2222	kam.kin.sin@hawaii.gov, scot.t.urada@hawaii.gov
D (TRN)	531/DF	ER90	20.205	MAUI STATE - HANA HIGHWAY EMERGENCY SLOPE STABILIZATION, VICINITY OF MILE POST 10.4 (P, C)	FHWA	1,992,585.65	1,992,585.65	various	Kam Kin Sin, Scot Urada	587-2226, 587-2222	kam.kin.sin@hawaii.gov, scot.t.urada@hawaii.gov
D (TRN)	531/DF	F130	20.205	MAUI STATE - KAKAHIA NATIONAL WILDLIFE REFUGE (PE TO DEVELOP A HAWAII METHOD FOR ASSESSING WETLAND FUNCTIONS AND VALUES).	FHWA	3,742.92	3,742.92	various	Kam Kin Sin, Scot Urada	587-2226, 587-2222	kam.kin.sin@hawaii.gov, scot.t.urada@hawaii.gov
D (TRN)	531/DF	H050	20.205	MAUI ST - KUIHELANI HWY & HONOAPIILANI HWY PAVEMENT PREVENTIVE MAINT., PUUNENE AVE. TO HONOAPIILANI HWY & KUIHELANI HWY TO KAPOLI	FHWA	345,238.44	345,238.44	various	Kam Kin Sin, Scot Urada	587-2226, 587-2222	kam.kin.sin@hawaii.gov, scot.t.urada@hawaii.gov
D (TRN)	531/DF	H050	20.205	MAUI STATE - HALEAKALA HIGHWAY WIDENING, PHASE 2, HANA HIGHWAY TO PUKALANI BYPASS	FHWA	25,678,973.00	25,678,973.00	various	Kam Kin Sin, Scot Urada	587-2226, 587-2222	kam.kin.sin@hawaii.gov, scot.t.urada@hawaii.gov
D (TRN)	531/DF	H050	20.205	Mokulele Highway Widening, Vicinity of Kealia Pond Driveway to Piilani Highway	FHWA	22,953,171.00	22,953,171.00	various	Kam Kin Sin, Scot Urada	587-2226, 587-2222	kam.kin.sin@hawaii.gov, scot.t.urada@hawaii.gov
D (TRN)	531/DF	H220	20.205	MAUI STATE - SEGMENTS OF HANA HWY & KAAHUMANU HWY, PE & CON FOR LANDSCAPING	FHWA	225,142.79	225,142.79	various	Kam Kin Sin, Scot Urada	587-2226, 587-2222	kam.kin.sin@hawaii.gov, scot.t.urada@hawaii.gov

Department of Transportation - Highways Division
Federal Awards

Table 11

<u>State</u> <u>Expending</u> <u>Agency</u>	<u>Program ID</u>	<u>Award</u> <u>Number</u>	<u>CFDA Number</u>	<u>Award Description</u>	<u>Awarding</u> <u>Federal</u> <u>Agency</u>	<u>Award Amount</u>	<u>Award Amount</u> <u>Allocated to the</u> <u>Pgm ID in</u> <u>Column B</u>	<u>State</u> <u>Appropriation</u> <u>Symbol</u>	<u>Contact Name</u>	<u>Contact</u> <u>Phone</u>	<u>Contact Email</u>
D (TRN)	531/DF	H240	20.205	MAUI STATE - ROUTE 378: HALEAKALA CRATER ROAD; PE TO INSTALL BICYCLE PULL-OUT AREAS	FHWA	16,800.00	16,800.00	various	Kam Kin Sin, Scot Urada	587-2226, 587-2222	kam.kin.sin@hawaii.gov, scot.t.urada@hawaii.gov
D (TRN)	531/DF	H280	20.205	HONOAPIILANI HWY GUARDRAIL & SHOULDER IMPS AT UKUMEHAME (MP 11.69 TO MP 13.3) AND HONOAPIILANI HWY & KAHEKILI HWY GUARDRAIL IMPS	FHWA	108,000.00	108,000.00	various	Kam Kin Sin, Scot Urada	587-2226, 587-2222	kam.kin.sin@hawaii.gov, scot.t.urada@hawaii.gov
D (TRN)	531/DF	H760	20.205	MAUI STATE - HONOAPIILANI HWY REALIGNMENT, LAHAINA, MAUI, HI; PE PHASE 1A, FUTURE KEAWE ST EXTSN TO LAHAINALUNA RD-DESIGN BUILD	FHWA	1,141,709.00	1,141,709.00	various	Kam Kin Sin, Scot Urada	587-2226, 587-2222	kam.kin.sin@hawaii.gov, scot.t.urada@hawaii.gov
D (TRN)	531/DF	H770	20.205	HONOAPIILANI HIGHWAY WIDENING, LAHAINALUNA ROAD TO AHOLO ROAD (CON)	FHWA	2,096,854.00	2,096,854.00	various	Kam Kin Sin, Scot Urada	587-2226, 587-2222	kam.kin.sin@hawaii.gov, scot.t.urada@hawaii.gov
D (TRN)	531/DF	HU20	20.205	MAUI STATE - KAMALII ELEMENTARY SCHOOL SAFE ROUTES TO SCHOOL PROJECT (P, C)	FHWA	359,240.00	359,240.00	various	Kam Kin Sin, Scot Urada	587-2226, 587-2222	kam.kin.sin@hawaii.gov, scot.t.urada@hawaii.gov
D (TRN)	531/DF	HU20	20.205	MAUI STATE - NAHIENAENA ELEMENTARY SCHOOL SAFE ROUTES TO SCHOOL PROJECT (P, C)	FHWA	155,000.00	155,000.00	various	Kam Kin Sin, Scot Urada	587-2226, 587-2222	kam.kin.sin@hawaii.gov, scot.t.urada@hawaii.gov
D (TRN)	531/DF	HX20	20.205	HONOAPIILANI HIGHWAY AT HONOLUA STREAM BRIDGE; PE, ROW & CON FOR BRIDGE REPLACEMENT	FHWA	300,000.00	300,000.00	various	Kam Kin Sin, Scot Urada	587-2226, 587-2222	kam.kin.sin@hawaii.gov, scot.t.urada@hawaii.gov
D (TRN)	531/DF	HY10	20.205	MAUI STATE - HONOAPIILANI HIGHWAY REALIGNMENT, PHASE 1B-1, LAHAINALUNA ROAD TO HOKIOKIO PLACE (ROW & CON)	FHWA	410,627.00	410,627.00	various	Kam Kin Sin, Scot Urada	587-2226, 587-2222	kam.kin.sin@hawaii.gov, scot.t.urada@hawaii.gov
D (TRN)	531/DF	HY10	20.205	MAUI STATE - KAHULUI AIRPORT ACCESS ROAD, PUUNENE AVENUE TO HANA HIGHWAY	FHWA	136,876.00	136,876.00	various	Kam Kin Sin, Scot Urada	587-2226, 587-2222	kam.kin.sin@hawaii.gov, scot.t.urada@hawaii.gov
D (TRN)	531/DF	HY20	20.205	MAUI STATE - HONOAPIILANI HIGHWAY REALIGNMENT, PHASE 1B-1, LAHAINALUNA ROAD TO HOKIOKIO PLACE (ROW & CON)	FHWA	2,000,000.00	2,000,000.00	various	Kam Kin Sin, Scot Urada	587-2226, 587-2222	kam.kin.sin@hawaii.gov, scot.t.urada@hawaii.gov
D (TRN)	531/DF	L00E	20.205	MAUI STATE - HONOAPIILANI HWY REALIGNMENT, LAHAINA, MAUI, HI; PE PHASE 1A, FUTURE KEAWE ST EXTSN TO LAHAINALUNA RD-DESIGN BUILD	FHWA	10,221,119.52	10,221,119.52	various	Kam Kin Sin, Scot Urada	587-2226, 587-2222	kam.kin.sin@hawaii.gov, scot.t.urada@hawaii.gov

Department of Transportation - Highways Division
Federal Awards

Table 11

<u>State</u> <u>Expending</u> <u>Agency</u>	<u>Program ID</u>	<u>Award</u> <u>Number</u>	<u>CFDA Number</u>	<u>Award Description</u>	<u>Awarding</u> <u>Federal</u> <u>Agency</u>	<u>Award Amount</u>	<u>Award Amount</u> <u>Allocated to the</u> <u>Pgm ID in</u> <u>Column B</u>	<u>State</u> <u>Appropriation</u> <u>Symbol</u>	<u>Contact Name</u>	<u>Contact</u> <u>Phone</u>	<u>Contact Email</u>
D (TRN)	531/DF	L030	20.205	MAUI STATE - PIILANI HIGHWAY TRAFFIC OPERATIONAL IMPROVEMENTS AT OHUKAI ROAD (CON)	FHWA	299,726.84	299,726.84	various	Kam Kin Sin, Scot Urada	587-2226, 587-2222	kam.kin.sin@hawaii.gov, scot.t.urada@hawaii.gov
D (TRN)	531/DF	L03E	20.205	MAUI STATE - HANA HIGHWAY, ROUTE 360 BRIDGE PRESERVATION PLAN WITHIN THE HANA HIGHWAY HISTORIC DISTRICT (PE)	FHWA	217,920.00	217,920.00	various	Kam Kin Sin, Scot Urada	587-2226, 587-2222	kam.kin.sin@hawaii.gov, scot.t.urada@hawaii.gov
D (TRN)	531/DF	L050	20.205	MAUI STATE - HALEAKALA HIGHWAY WIDENING, PHASE 2, HANA HIGHWAY TO PUKALANI BYPASS	FHWA	4,581,930.93	4,581,930.93	various	Kam Kin Sin, Scot Urada	587-2226, 587-2222	kam.kin.sin@hawaii.gov, scot.t.urada@hawaii.gov
D (TRN)	531/DF	L050	20.205	MAUI STATE - HONOAPIILANI HIGHWAY REALIGNMENT, PHASE 1B-1, LAHAINALUNA ROAD TO HOKIOKIO PLACE (ROW & CON)	FHWA	6,057,215.00	6,057,215.00	various	Kam Kin Sin, Scot Urada	587-2226, 587-2222	kam.kin.sin@hawaii.gov, scot.t.urada@hawaii.gov
D (TRN)	531/DF	L050	20.205	MAUI STATE - HONOAPIILANI HIGHWAY REALIGNMENT, PHASE 1C, KEAWE STREET EXTENSION TO KAAPALI CONNECTOR (P)	FHWA	323,360.00	323,360.00	various	Kam Kin Sin, Scot Urada	587-2226, 587-2222	kam.kin.sin@hawaii.gov, scot.t.urada@hawaii.gov
D (TRN)	531/DF	L050	20.205	MAUI STATE - HONOAPIILANI HWY REALIGNMENT, LAHAINA, MAUI, HI; PE PHASE 1A, FUTURE KEAWE ST EXTSN TO LAHAINALUNA RD-DESIGN BUILD	FHWA	32,000,000.00	32,000,000.00	various	Kam Kin Sin, Scot Urada	587-2226, 587-2222	kam.kin.sin@hawaii.gov, scot.t.urada@hawaii.gov
D (TRN)	531/DF	L050	20.205	MOKULELE HWY FRM MAUI HUMANE SOCIETY TO VIC OF KOLALOA BR; CON OF NEW DIVIDED HWY UTILITY RELOC, DRAIN, TRAFFIC SIGNAL, LANDSCAPE	FHWA	5,737,520.00	5,737,520.00	various	Kam Kin Sin, Scot Urada	587-2226, 587-2222	kam.kin.sin@hawaii.gov, scot.t.urada@hawaii.gov
D (TRN)	531/DF	L05E	20.205	HANA HIGHWAY WIDENING, KAAHUMANU AVE. TO VICINITY OF AIRPORT ACCESS ROAD (P)	FHWA	1,262,780.00	1,262,780.00	various	Kam Kin Sin, Scot Urada	587-2226, 587-2222	kam.kin.sin@hawaii.gov, scot.t.urada@hawaii.gov
D (TRN)	531/DF	L05E	20.205	HONOAPIILANI HIGHWAY PAVEMENT PREVENTIVE MAINTENANCE, VICINITY OF WIND FARM ACCESS ROAD TO OLOWALU (C)	FHWA	2,613,127.14	2,613,127.14	various	Kam Kin Sin, Scot Urada	587-2226, 587-2222	kam.kin.sin@hawaii.gov, scot.t.urada@hawaii.gov
D (TRN)	531/DF	L05E	20.205	MAUI ST - KUIHELANI HWY & HONOAPIILANI HWY PAVEMENT PREVENTIVE MAINT., PUUNENE AVE. TO HONOAPIILANI HWY & KUIHELANI HWY TO KAPOLI	FHWA	2,078,305.61	2,078,305.61	various	Kam Kin Sin, Scot Urada	587-2226, 587-2222	kam.kin.sin@hawaii.gov, scot.t.urada@hawaii.gov

Department of Transportation - Highways Division
Federal Awards

Table 11

<u>State</u> <u>Expending</u> <u>Agency</u>	<u>Program ID</u>	<u>Award</u> <u>Number</u>	<u>CFDA Number</u>	<u>Award Description</u>	<u>Awarding</u> <u>Federal</u> <u>Agency</u>	<u>Award Amount</u>	<u>Award Amount</u> <u>Allocated to the</u> <u>Pgm ID in</u> <u>Column B</u>	<u>State</u> <u>Appropriation</u> <u>Symbol</u>	<u>Contact Name</u>	<u>Contact</u> <u>Phone</u>	<u>Contact Email</u>
D (TRN)	531/DF	L05E	20.205	MAUI STATE - HONOAPIILANI HIGHWAY REALIGNMENT, PHASE 1B-1, LAHAINALUNA ROAD TO HOKIOKIO PLACE (ROW & CON)	FHWA	8,382,336.88	8,382,336.88	various	Kam Kin Sin, Scot Urada	587-2226, 587-2222	kam.kin.sin@hawaii.gov, scot.t.urada@hawaii.gov
D (TRN)	531/DF	L05E	20.205	MAUI STATE - HONOAPIILANI HIGHWAY REALIGNMENT, PHASE 1C, KEAWE STREET EXTENSION TO KAAANAPALI CONNECTOR (P)	FHWA	2,189,940.00	2,189,940.00	various	Kam Kin Sin, Scot Urada	587-2226, 587-2222	kam.kin.sin@hawaii.gov, scot.t.urada@hawaii.gov
D (TRN)	531/DF	L05E	20.205	MAUI STATE - HONOAPIILANI HWY REALIGNMENT, LAHAINA, MAUI, HI; PE PHASE 1A, FUTURE KEAWE ST EXTSN TO LAHAINALUNA RD-DESIGN BUILD	FHWA	15,394,756.49	15,394,756.49	various	Kam Kin Sin, Scot Urada	587-2226, 587-2222	kam.kin.sin@hawaii.gov, scot.t.urada@hawaii.gov
D (TRN)	531/DF	L05E	20.205	MAUI STATE - KAHULUI AIRPORT ACCESS ROAD, PUUNENE AVENUE TO HANA HIGHWAY	FHWA	11,960,524.09	11,960,524.09	various	Kam Kin Sin, Scot Urada	587-2226, 587-2222	kam.kin.sin@hawaii.gov, scot.t.urada@hawaii.gov
D (TRN)	531/DF	L1C0	20.205	HONOAPIILANI HIGHWAY AT HONOLUA STREAM BRIDGE; PE, ROW & CON FOR BRIDGE REPLACEMENT	FHWA	200,000.00	200,000.00	various	Kam Kin Sin, Scot Urada	587-2226, 587-2222	kam.kin.sin@hawaii.gov, scot.t.urada@hawaii.gov
D (TRN)	531/DF	L1C0	20.205	MAUI STATE - HANA HIGHWAY, ROUTE 360 BRIDGE PRESERVATION PLAN WITHIN THE HANA HIGHWAY HISTORIC DISTRICT (PE)	FHWA	1,058,635.20	1,058,635.20	various	Kam Kin Sin, Scot Urada	587-2226, 587-2222	kam.kin.sin@hawaii.gov, scot.t.urada@hawaii.gov
D (TRN)	531/DF	L1CE	20.205	MAUI STATE - WAIIEHU BEACH ROAD AT IAO STREAM BRIDGE; PE, ROW & CON FOR BRIDGE REHABILITATION	FHWA	3,032,983.33	3,032,983.33	various	Kam Kin Sin, Scot Urada	587-2226, 587-2222	kam.kin.sin@hawaii.gov, scot.t.urada@hawaii.gov
D (TRN)	531/DF	L220	20.205	MAUI STATE - ROUTE 378: HALEAKALA CRATER ROAD; PE TO INSTALL BICYCLE PULL-OUT AREAS	FHWA	163,558.70	163,558.70	various	Kam Kin Sin, Scot Urada	587-2226, 587-2222	kam.kin.sin@hawaii.gov, scot.t.urada@hawaii.gov
D (TRN)	531/DF	L240	20.205	HALEAKALA HIGHWAY PAVEMENT PREVENTIVE MAINTENANCE, KULA JUNCTION TO HALEAKALA CRATER ROAD (C)	FHWA	1,818,388.34	1,818,388.34	various	Kam Kin Sin, Scot Urada	587-2226, 587-2222	kam.kin.sin@hawaii.gov, scot.t.urada@hawaii.gov
D (TRN)	531/DF	L240	20.205	HONOAPIILANI HIGHWAY WIDENING, LAHAINALUNA ROAD TO AHOLO ROAD (CON)	FHWA	6,861,323.00	6,861,323.00	various	Kam Kin Sin, Scot Urada	587-2226, 587-2222	kam.kin.sin@hawaii.gov, scot.t.urada@hawaii.gov
D (TRN)	531/DF	L240	20.205	MAUI STATE - HONOAPIILANI HIGHWAY REALIGNMENT, PHASE 1B-1, LAHAINALUNA ROAD TO HOKIOKIO PLACE (ROW & CON)	FHWA	2,415,612.92	2,415,612.92	various	Kam Kin Sin, Scot Urada	587-2226, 587-2222	kam.kin.sin@hawaii.gov, scot.t.urada@hawaii.gov

Department of Transportation - Highways Division
Federal Awards

Table 11

<u>State</u> <u>Expending</u> <u>Agency</u>	<u>Program ID</u>	<u>Award</u> <u>Number</u>	<u>CFDA Number</u>	<u>Award Description</u>	<u>Awarding</u> <u>Federal</u> <u>Agency</u>	<u>Award Amount</u>	<u>Award Amount</u> <u>Allocated to the</u> <u>Pgm ID in</u> <u>Column B</u>	<u>State</u> <u>Appropriation</u> <u>Symbol</u>	<u>Contact Name</u>	<u>Contact</u> <u>Phone</u>	<u>Contact Email</u>
D (TRN)	531/DF	L24E	20.205	HALEAKALA CRATER ROAD PAVEMENT PREVENTIVE MAINTENANCE, M.P. 0.00 TO M.P. 2.00 (C)	FHWA	640,860.11	640,860.11	various	Kam Kin Sin, Scot Urada	587-2226, 587-2222	kam.kin.sin@hawaii.gov, scot.t.urada@hawaii.gov
D (TRN)	531/DF	L24E	20.205	HONOAPIILANI HIGHWAY PAVEMENT PREVENTIVE MAINTENANCE, LAHAINALUNA ROAD TO KAA NAPALI PARKWAY (C)	FHWA	2,081,349.03	2,081,349.03	various	Kam Kin Sin, Scot Urada	587-2226, 587-2222	kam.kin.sin@hawaii.gov, scot.t.urada@hawaii.gov
D (TRN)	531/DF	L24E	20.205	KAHEKILI HIGHWAY PAVEMENT REHABILITATION, NORTH MARKET STREET TO WAIEHU BEACH ROAD (C)	FHWA	2,813,955.10	2,813,955.10	various	Kam Kin Sin, Scot Urada	587-2226, 587-2222	kam.kin.sin@hawaii.gov, scot.t.urada@hawaii.gov
D (TRN)	531/DF	L24E	20.205	MAUI STATE - HANA HIGHWAY EMERGENCY SLOPE STABILIZATION, VICINITY MILE POST 14 (P, C)	FHWA	3,019,747.20	3,019,747.20	various	Kam Kin Sin, Scot Urada	587-2226, 587-2222	kam.kin.sin@hawaii.gov, scot.t.urada@hawaii.gov
D (TRN)	531/DF	L24E	20.205	MAUI STATE - HANA HIGHWAY EMERGENCY SLOPE STABILIZATION, VICINITY OF MILE POST 10.4 (P, C)	FHWA	2,163,747.20	2,163,747.20	various	Kam Kin Sin, Scot Urada	587-2226, 587-2222	kam.kin.sin@hawaii.gov, scot.t.urada@hawaii.gov
D (TRN)	531/DF	L24E	20.205	MAUI STATE - HANA HIGHWAY EMERGENCY SLOPE STABILIZATION, VICINITY OF MILE POST 16 (P, C)	FHWA	2,234,810.40	2,234,810.40	various	Kam Kin Sin, Scot Urada	587-2226, 587-2222	kam.kin.sin@hawaii.gov, scot.t.urada@hawaii.gov
D (TRN)	531/DF	L24E	20.205	MAUI STATE - HONOAPIILANI HIGHWAY PAVEMENT PREVENTIVE MAINTENANCE, KAA NAPALI PARKWAY TO HONOKOWAI (C)	FHWA	2,199,780.77	2,199,780.77	various	Kam Kin Sin, Scot Urada	587-2226, 587-2222	kam.kin.sin@hawaii.gov, scot.t.urada@hawaii.gov
D (TRN)	531/DF	L24E	20.205	MAUI STATE - HONOAPIILANI HIGHWAY RESURFACING, HONOKOWAI TO KAHANA (CON)	FHWA	2,093,759.70	2,093,759.70	various	Kam Kin Sin, Scot Urada	587-2226, 587-2222	kam.kin.sin@hawaii.gov, scot.t.urada@hawaii.gov
D (TRN)	531/DF	L24E	20.205	MAUI STATE - KULA HIGHWAY PAVEMENT PREVENTIVE MAINTENANCE, KEKAULIKE AVENUE TO LOWER KULA ROAD (C)	FHWA	750,352.11	750,352.11	various	Kam Kin Sin, Scot Urada	587-2226, 587-2222	kam.kin.sin@hawaii.gov, scot.t.urada@hawaii.gov
D (TRN)	531/DF	L24E	20.205	MAUI STATE - KULA HWY RESURF, HAAKAKAI BR TO OLD LOWER KULA RD & HONOAPIILANI HWY RESURF, KAPOLI ST TO KAHEAWA WIND FARM ACCESS RD	FHWA	2,945,303.58	2,945,303.58	various	Kam Kin Sin, Scot Urada	587-2226, 587-2222	kam.kin.sin@hawaii.gov, scot.t.urada@hawaii.gov
D (TRN)	531/DF	L24E	20.205	MAUI STATE - WAIEHU BEACH ROAD AT IAO STREAM BRIDGE; PE, ROW & CON FOR BRIDGE REHABILITATION	FHWA	1,902,064.99	1,902,064.99	various	Kam Kin Sin, Scot Urada	587-2226, 587-2222	kam.kin.sin@hawaii.gov, scot.t.urada@hawaii.gov
D (TRN)	531/DF	L400	20.205	HONOAPIILANI HIGHWAY WIDENING, LAHAINALUNA ROAD TO AHOLO ROAD (CON)	FHWA	7,798,873.00	7,798,873.00	various	Kam Kin Sin, Scot Urada	587-2226, 587-2222	kam.kin.sin@hawaii.gov, scot.t.urada@hawaii.gov

Department of Transportation - Highways Division
Federal Awards

Table 11

<u>State</u> <u>Expending</u> <u>Agency</u>	<u>Program ID</u>	<u>Award</u> <u>Number</u>	<u>CFDA Number</u>	<u>Award Description</u>	<u>Awarding</u> <u>Federal</u> <u>Agency</u>	<u>Award Amount</u>	<u>Award Amount</u> <u>Allocated to the</u> <u>Pgm ID in</u> <u>Column B</u>	<u>State</u> <u>Appropriation</u> <u>Symbol</u>	<u>Contact Name</u>	<u>Contact</u> <u>Phone</u>	<u>Contact Email</u>
D (TRN)	531/DF	L400	20.205	MAUI STATE - PIILANI HIGHWAY PAVEMENT PREVENTIVE MAINTENANCE, LIPOA STREET TO KILOHANA DRIVE (CON)	FHWA	439,940.11	439,940.11	various	Kam Kin Sin, Scot Urada	587-2226, 587-2222	kam.kin.sin@hawaii.gov, scot.t.urada@hawaii.gov
D (TRN)	531/DF	L400	20.205	MAUI STATE - PUUNENE AVENUE WIDENING, KAMEHAMEHA AVENUE TO KUIHELANI HIGHWAY (P, R, C)	FHWA	1,360,799.84	1,360,799.84	various	Kam Kin Sin, Scot Urada	587-2226, 587-2222	kam.kin.sin@hawaii.gov, scot.t.urada@hawaii.gov
D (TRN)	531/DF	L930	20.205	MAUI STATE - HONOAPIILANI HIGHWAY REALIGNMENT, PHASE 1B-1, LAHAINALUNA ROAD TO HOKIOKIO PLACE (ROW & CON)	FHWA	243,780.00	243,780.00	various	Kam Kin Sin, Scot Urada	587-2226, 587-2222	kam.kin.sin@hawaii.gov, scot.t.urada@hawaii.gov
D (TRN)	531/DF	LS30	20.205	HONOAPIILANI HIGHWAY SAFETY IMPROVEMENTS, KAPOLI STREET TO UKUMEHAME BEACH PARK ROAD (P)	FHWA	450,000.00	450,000.00	various	Kam Kin Sin, Scot Urada	587-2226, 587-2222	kam.kin.sin@hawaii.gov, scot.t.urada@hawaii.gov
D (TRN)	531/DF	LS30	20.205	MAUI STATE - HONOAPIILANI HIGHWAY SAFETY IMPROVEMENTS, AT KAAPALI PARKWAY AND HALELO STREET (P, C)	FHWA	208,875.60	208,875.60	various	Kam Kin Sin, Scot Urada	587-2226, 587-2222	kam.kin.sin@hawaii.gov, scot.t.urada@hawaii.gov
D (TRN)	531/DF	LU20	20.205	MAUI STATE - KAMALII ELEMENTARY SCHOOL SAFE ROUTES TO SCHOOL PROJECT (P, C)	FHWA	99,760.00	99,760.00	various	Kam Kin Sin, Scot Urada	587-2226, 587-2222	kam.kin.sin@hawaii.gov, scot.t.urada@hawaii.gov
D (TRN)	531/DF	LY10	20.205	MAUI STATE - HONOAPIILANI HIGHWAY REALIGNMENT, PHASE 1B-1, LAHAINALUNA ROAD TO HOKIOKIO PLACE (ROW & CON)	FHWA	1,749,133.00	1,749,133.00	various	Kam Kin Sin, Scot Urada	587-2226, 587-2222	kam.kin.sin@hawaii.gov, scot.t.urada@hawaii.gov
D (TRN)	531/DF	LY10	20.205	MAUI STATE - KAHULUI AIRPORT ACCESS ROAD, PUUNENE AVENUE TO HANA HIGHWAY	FHWA	583,045.00	583,045.00	various	Kam Kin Sin, Scot Urada	587-2226, 587-2222	kam.kin.sin@hawaii.gov, scot.t.urada@hawaii.gov
D (TRN)	531/DF	LY20	20.205	MAUI STATE - HONOAPIILANI HIGHWAY REALIGNMENT, PHASE 1B-1, LAHAINALUNA ROAD TO HOKIOKIO PLACE (ROW & CON)	FHWA	8,014,750.00	8,014,750.00	various	Kam Kin Sin, Scot Urada	587-2226, 587-2222	kam.kin.sin@hawaii.gov, scot.t.urada@hawaii.gov
D (TRN)	531/DF	LY60	20.205	MAUI STATE - KAMEHAMEHA V HIGHWAY, MAKAKUPAIA STREAM BRIDGE REPLACEMENT (P, R)	FHWA	742,500.00	742,500.00	various	Kam Kin Sin, Scot Urada	587-2226, 587-2222	kam.kin.sin@hawaii.gov, scot.t.urada@hawaii.gov
D (TRN)	531/DF	LZ10	20.205	HANA HIGHWAY PAVEMENT PREVENTIVE MAINTENANCE, KAAHUMANU AVENUE TO DAIRY ROAD (CON)	FHWA	613,041.00	613,041.00	various	Kam Kin Sin, Scot Urada	587-2226, 587-2222	kam.kin.sin@hawaii.gov, scot.t.urada@hawaii.gov

Department of Transportation - Highways Division
Federal Awards

Table 11

<u>State</u> <u>Expending</u> <u>Agency</u>	<u>Program ID</u>	<u>Award</u> <u>Number</u>	<u>CFDA Number</u>	<u>Award Description</u>	<u>Awarding</u> <u>Federal</u> <u>Agency</u>	<u>Award Amount</u>	<u>Award Amount</u> Allocated to the <u>Pgm ID in</u> <u>Column B</u>	<u>State</u> <u>Appropriation</u> <u>Symbol</u>	<u>Contact Name</u>	<u>Contact</u> <u>Phone</u>	<u>Contact Email</u>
D (TRN)	531/DF	LZ10	20.205	MAUI STATE - KULA HIGHWAY PAVEMENT PREVENTIVE MAINTENANCE, KEKAULIKE AVENUE TO LOWER KULA ROAD (C)	FHWA	1,160,000.00	1,160,000.00	various	Kam Kin Sin, Scot Urada	587-2226, 587-2222	kam.kin.sin@hawaii.gov, scot.t.urada@hawaii.gov
D (TRN)	531/DF	M001	20.205	MAUI STATE - KAHULUI AIRPORT ACCESS ROAD, PUUNENE AVENUE TO HANA HIGHWAY	FHWA	9,524,214.09	9,524,214.09	various	Kam Kin Sin, Scot Urada	587-2226, 587-2222	kam.kin.sin@hawaii.gov, scot.t.urada@hawaii.gov
D (TRN)	531/DF	MS31	20.205	MAUI STATE - HONOAPIILANI HIGHWAY SAFETY IMPROVEMENTS, AT KAAPALI PARKWAY AND HALELO STREET (P, C)	FHWA	1,014,195.00	1,014,195.00	various	Kam Kin Sin, Scot Urada	587-2226, 587-2222	kam.kin.sin@hawaii.gov, scot.t.urada@hawaii.gov
D (TRN)	531/DF	Q050	20.205	KAAHUMANU AVE FROM HANA HWY TO HIGH STREET, PE/CON TO UPGRADE TRAFFIC SIGNALS	FHWA	2,596,301.04	2,596,301.04	various	Kam Kin Sin, Scot Urada	587-2226, 587-2222	kam.kin.sin@hawaii.gov, scot.t.urada@hawaii.gov
D (TRN)	531/DF	Q050	20.205	MAUI STATE - HALEAKALA HIGHWAY WIDENING, PHASE 2, HANA HIGHWAY TO PUKALANI BYPASS	FHWA	4,000,000.00	4,000,000.00	various	Kam Kin Sin, Scot Urada	587-2226, 587-2222	kam.kin.sin@hawaii.gov, scot.t.urada@hawaii.gov
D (TRN)	531/DF	Q050	20.205	MOKULELE HWY FRM MAUI HUMANE SOCIETY TO VIC OF KOLALOA BR; CON OF NEW DIVIDED HWY UTILITY RELOC, DRAIN, TRAFFIC SIGNAL, LANDSCAPE	FHWA	13,651,360.00	13,651,360.00	various	Kam Kin Sin, Scot Urada	587-2226, 587-2222	kam.kin.sin@hawaii.gov, scot.t.urada@hawaii.gov
D (TRN)	531/DF	Q050	20.205	MOKULELE HWY, VICINITY OF KOLALOA BRIDGE TO VICINITY OF KEALIA POND DRIVEWAY; CON TO WIDEN EXIST 2-LN HWY TO 4-LN HWY & IMPRVMTS	FHWA	12,891,338.00	12,891,338.00	various	Kam Kin Sin, Scot Urada	587-2226, 587-2222	kam.kin.sin@hawaii.gov, scot.t.urada@hawaii.gov
D (TRN)	531/DF	Q050	20.205	Mokulele Hwy, Vic of Cane Haul Rd to Maui Humane Society; Con of new divided hwy, utility reloc, drain, traffic sig & landscape	FHWA	14,263,279.00	14,263,279.00	various	Kam Kin Sin, Scot Urada	587-2226, 587-2222	kam.kin.sin@hawaii.gov, scot.t.urada@hawaii.gov
D (TRN)	531/DF	Q050	20.205	PUUNENE AVE & MOKULELE HWY, KUIHELANI HWY TO , CON FOR WIDENING	FHWA	10,200,175.00	10,200,175.00	various	Kam Kin Sin, Scot Urada	587-2226, 587-2222	kam.kin.sin@hawaii.gov, scot.t.urada@hawaii.gov
D (TRN)	531/DF	Q050	20.205	PUUNENE AVE, MOKULELE & PIILANI HWYS, KUIHELA, ROW FOR ROADWAY WIDENING	FHWA	5,980,000.00	5,980,000.00	various	Kam Kin Sin, Scot Urada	587-2226, 587-2222	kam.kin.sin@hawaii.gov, scot.t.urada@hawaii.gov
D (TRN)	531/DF	Q050	20.205	RT 32 MAIN ST FRM CENTRAL AVE - KAAHUMANU AVE, CON FOR RESURF/INSTALL GRDRLS/SIGNA	FHWA	853,708.00	853,708.00	various	Kam Kin Sin, Scot Urada	587-2226, 587-2222	kam.kin.sin@hawaii.gov, scot.t.urada@hawaii.gov
D (TRN)	531/DF	Q100	20.205	HONOAPIILANI HIGHWAY AT HONOLUA STREAM BRIDGE; PE, ROW & CON FOR BRIDGE REPLACEMENT	FHWA	554,400.00	554,400.00	various	Kam Kin Sin, Scot Urada	587-2226, 587-2222	kam.kin.sin@hawaii.gov, scot.t.urada@hawaii.gov

Department of Transportation - Highways Division
Federal Awards

Table 11

<u>State</u> <u>Expending</u> <u>Agency</u>	<u>Program ID</u>	<u>Award</u> <u>Number</u>	<u>CFDA Number</u>	<u>Award Description</u>	<u>Awarding</u> <u>Federal</u> <u>Agency</u>	<u>Award Amount</u>	<u>Award Amount</u> <u>Allocated to the</u> <u>Pgm ID in</u> <u>Column B</u>	<u>State</u> <u>Appropriation</u> <u>Symbol</u>	<u>Contact Name</u>	<u>Contact</u> <u>Phone</u>	<u>Contact Email</u>
D (TRN)	531/DF	Q100	20.205	ROUTE 36 HANA HIGHWAY AT UAOA BRIDGE, CON FOR BRIDGE REPLACEMENT	FHWA	11,593,654.00	11,593,654.00	various	Kam Kin Sin, Scot Urada	587-2226, 587-2222	kam.kin.sin@hawaii.gov, scot.t.urada@hawaii.gov
D (TRN)	531/DF	Q120	20.205	MAUI STATE - WAIEHU BEACH ROAD AT IAO STREAM BRIDGE; PE, ROW & CON FOR BRIDGE REHABILITATION	FHWA	559,092.00	559,092.00	various	Kam Kin Sin, Scot Urada	587-2226, 587-2222	kam.kin.sin@hawaii.gov, scot.t.urada@hawaii.gov
D (TRN)	531/DF	Q210	20.205	MAUI STATE - HALEAKALA HIGHWAY AT INTERSECTION WITH MAKANI ROAD; CON FOR SAFETY IMPROVEMENTS	FHWA	398,829.59	398,829.59	various	Kam Kin Sin, Scot Urada	587-2226, 587-2222	kam.kin.sin@hawaii.gov, scot.t.urada@hawaii.gov
D (TRN)	531/DF	Q210	20.205	VARIOUS STATE HIGHWAYS, MAUI, CON FOR GRDRL & SHLDR IMPRVMTS	FHWA	900,768.00	900,768.00	various	Kam Kin Sin, Scot Urada	587-2226, 587-2222	kam.kin.sin@hawaii.gov, scot.t.urada@hawaii.gov
D (TRN)	531/DF	Q240	20.205	HANA HIGHWAY, INSTALLATION OF EMERGENCY TELEPHONES, KAUPAKALUA ROAD TO UA KEA ROAD (CON)	FHWA	420,928.00	420,928.00	various	Kam Kin Sin, Scot Urada	587-2226, 587-2222	kam.kin.sin@hawaii.gov, scot.t.urada@hawaii.gov
D (TRN)	531/DF	Q240	20.205	RT 30 HONOAPIILANI HWY, PUAMANA TO HONOKOWAI , PE & ROW FOR 2-LANE HWY & WIDENING	FHWA	462,864.00	462,864.00	various	Kam Kin Sin, Scot Urada	587-2226, 587-2222	kam.kin.sin@hawaii.gov, scot.t.urada@hawaii.gov
D (TRN)	531/DF	Q760	20.205	MAUI STATE - HONOAPIILANI HWY REALIGNMENT, LAHAINA, MAUI, HI; PE PHASE 1A, FUTURE KEAWE ST EXTSN TO LAHAINALUNA RD-DESIGN BUILD	FHWA	15,452,178.00	15,452,178.00	various	Kam Kin Sin, Scot Urada	587-2226, 587-2222	kam.kin.sin@hawaii.gov, scot.t.urada@hawaii.gov
D (TRN)	531/DF	Q770	20.205	MAUI STATE - HONOAPIILANI HWY REALIGNMENT, LAHAINA, MAUI, HI; PE PHASE 1A, FUTURE KEAWE ST EXTSN TO LAHAINALUNA RD-DESIGN BUILD	FHWA	4,000,000.00	4,000,000.00	various	Kam Kin Sin, Scot Urada	587-2226, 587-2222	kam.kin.sin@hawaii.gov, scot.t.urada@hawaii.gov
D (TRN)	531/DF	Q770	20.205	PUUNENE AVE/MOKULELE HWY, KUIHELANI-PIILANI , PE FOR ROADWAY WIDENING	FHWA	1,200,000.00	1,200,000.00	various	Kam Kin Sin, Scot Urada	587-2226, 587-2222	kam.kin.sin@hawaii.gov, scot.t.urada@hawaii.gov
D (TRN)	531/DM	1410	20.205	KAMEHAMEHA V HIGHWAY - KAPUOKOOLAU TO KAMALO, PE & CON FOR GUARDRAIL AND SHOULDER IMPROVEMENTS	FHWA	384.06	384.06	various	Kam Kin Sin, Scot Urada	587-2226, 587-2222	kam.kin.sin@hawaii.gov, scot.t.urada@hawaii.gov
D (TRN)	531/DM	09V0	20.205	RT 450 KAMEHAMEHA V HWY AT KAWAIKAPU BRIDGE , PE/ROW/CON FOR BRIDGE REPLACEMENT	FHWA	2,080,475.00	2,080,475.00	various	Kam Kin Sin, Scot Urada	587-2226, 587-2222	kam.kin.sin@hawaii.gov, scot.t.urada@hawaii.gov
D (TRN)	531/DM	09X0	20.205	RT 450 KAMEHAMEHA V HWY AT KAWAIKAPU BRIDGE , PE/ROW/CON FOR BRIDGE REPLACEMENT	FHWA	738,300.00	738,300.00	various	Kam Kin Sin, Scot Urada	587-2226, 587-2222	kam.kin.sin@hawaii.gov, scot.t.urada@hawaii.gov

Department of Transportation - Highways Division
Federal Awards

Table 11

<u>State</u> <u>Expending</u> <u>Agency</u>	<u>Program ID</u>	<u>Award</u> <u>Number</u>	<u>CFDA Number</u>	<u>Award Description</u>	<u>Awarding</u> <u>Federal</u> <u>Agency</u>	<u>Award Amount</u>	<u>Award Amount</u> <u>Allocated to the</u> <u>Pgm ID in</u> <u>Column B</u>	<u>State</u> <u>Appropriation</u> <u>Symbol</u>	<u>Contact Name</u>	<u>Contact</u> <u>Phone</u>	<u>Contact Email</u>
D (TRN)	531/DM	33D0	20.205	KAMEHAMEHA V HIGHWAY - KAPUOKOOLAU TO KAMALO, PE & CON FOR GUARDRAIL AND SHOULDER IMPROVEMENTS	FHWA	1,702,338.00	1,702,338.00	various	Kam Kin Sin, Scot Urada	587-2226, 587-2222	kam.kin.sin@hawaii.gov, scot.t.urada@hawaii.gov
D (TRN)	531/DM	H120	20.205	KAMEHAMEHA V HIGHWAY @ KAWELA BRIDGE, ISLAND OF MOLOKAI; PE - ROW & CON FOR BRIDGE REPLACEMENT	FHWA	281,441.60	281,441.60	various	Kam Kin Sin, Scot Urada	587-2226, 587-2222	kam.kin.sin@hawaii.gov, scot.t.urada@hawaii.gov
D (TRN)	531/DM	H280	20.205	KAMEHAMEHA V HIGHWAY - KAPUOKOOLAU TO KAMALO, PE & CON FOR GUARDRAIL AND SHOULDER IMPROVEMENTS	FHWA	1,342,656.00	1,342,656.00	various	Kam Kin Sin, Scot Urada	587-2226, 587-2222	kam.kin.sin@hawaii.gov, scot.t.urada@hawaii.gov
D (TRN)	531/DM	HZ20	20.205	KAMEHAMEHA V HIGHWAY @ KAWELA BRIDGE, ISLAND OF MOLOKAI; PE - ROW & CON FOR BRIDGE REPLACEMENT	FHWA	762,000.00	762,000.00	various	Kam Kin Sin, Scot Urada	587-2226, 587-2222	kam.kin.sin@hawaii.gov, scot.t.urada@hawaii.gov
D (TRN)	531/DM	L1C0	20.205	KAMEHAMEHA V HIGHWAY @ KAWELA BRIDGE, ISLAND OF MOLOKAI; PE - ROW & CON FOR BRIDGE REPLACEMENT	FHWA	3,285,858.75	3,285,858.75	various	Kam Kin Sin, Scot Urada	587-2226, 587-2222	kam.kin.sin@hawaii.gov, scot.t.urada@hawaii.gov
D (TRN)	531/DM	L24E	20.205	MAUI STATE - GUARDRAIL AND SHOULDER IMPROVEMENT AT VARIOUS LOCATIONS, MOLOKAI (C)	FHWA	414,265.82	414,265.82	various	Kam Kin Sin, Scot Urada	587-2226, 587-2222	kam.kin.sin@hawaii.gov, scot.t.urada@hawaii.gov
D (TRN)	531/DM	L24E	20.205	MAUI STATE - MAUNALO A HIGHWAY RESURFACING, MAUNALO A VILLAGE TO MAHANA (CON)	FHWA	3,797,971.00	3,797,971.00	various	Kam Kin Sin, Scot Urada	587-2226, 587-2222	kam.kin.sin@hawaii.gov, scot.t.urada@hawaii.gov
D (TRN)	531/DM	L40E	20.205	KAMEHAMEHA V HIGHWAY @ KAWELA BRIDGE, ISLAND OF MOLOKAI; PE - ROW & CON FOR BRIDGE REPLACEMENT	FHWA	2,410,547.71	2,410,547.71	various	Kam Kin Sin, Scot Urada	587-2226, 587-2222	kam.kin.sin@hawaii.gov, scot.t.urada@hawaii.gov
D (TRN)	531/DM	LS30	20.205	MAUI STATE - MAUNALO A HIGHWAY RESURFACING, MAUNALO A VILLAGE TO MAHANA (CON)	FHWA	220,704.75	220,704.75	various	Kam Kin Sin, Scot Urada	587-2226, 587-2222	kam.kin.sin@hawaii.gov, scot.t.urada@hawaii.gov
D (TRN)	531/DM	M232	20.205	MAUI STATE - MAUNALO A HIGHWAY RESURFACING, MAUNALO A VILLAGE TO MAHANA (CON)	FHWA	2,067,579.00	2,067,579.00	various	Kam Kin Sin, Scot Urada	587-2226, 587-2222	kam.kin.sin@hawaii.gov, scot.t.urada@hawaii.gov
D (TRN)	531/DM	Q120	20.205	KAMEHAMEHA V HIGHWAY @ KAWELA BRIDGE, ISLAND OF MOLOKAI; PE - ROW & CON FOR BRIDGE REPLACEMENT	FHWA	572,721.00	572,721.00	various	Kam Kin Sin, Scot Urada	587-2226, 587-2222	kam.kin.sin@hawaii.gov, scot.t.urada@hawaii.gov
D (TRN)	531/DM	Q280	20.205	KAMEHAMEHA V HIGHWAY - KAPUOKOOLAU TO KAMALO, PE & CON FOR GUARDRAIL AND SHOULDER IMPROVEMENTS	FHWA	484,959.00	484,959.00	various	Kam Kin Sin, Scot Urada	587-2226, 587-2222	kam.kin.sin@hawaii.gov, scot.t.urada@hawaii.gov

Department of Transportation - Highways Division
Federal Awards

Table 11

<u>State</u> <u>Expending</u> <u>Agency</u>	<u>Program ID</u>	<u>Award</u> <u>Number</u>	<u>CFDA Number</u>	<u>Award Description</u>	<u>Awarding</u> <u>Federal</u> <u>Agency</u>	<u>Award Amount</u>	<u>Award Amount</u> <u>Allocated to the</u> <u>Pgm ID in</u> <u>Column B</u>	<u>State</u> <u>Appropriation</u> <u>Symbol</u>	<u>Contact Name</u>	<u>Contact</u> <u>Phone</u>	<u>Contact Email</u>
D (TRN)	531/DM	Q760	20.205	RT 450 KAMEHAMEHA V HWY AT KAWAIKAPU BRIDGE , PE/ROW/CON FOR BRIDGE REPLACEMENT	FHWA	2,919,703.00	2,919,703.00	various	Kam Kin Sin, Scot Urada	587-2226, 587-2222	kam.kin.sin@hawaii.gov, scot.t.urada@hawaii.gov
D (TRN)	561/DG	1140	20.205	KAUMUALII HIGHWAY AT OMAO STREAM; PE/ROW FOR BRIDGE REHABILITATION	FHWA	712,000.00	712,000.00	various	Kam Kin Sin, Scot Urada	587-2226, 587-2222	kam.kin.sin@hawaii.gov, scot.t.urada@hawaii.gov
D (TRN)	561/DG	1180	20.205	RT 56: KUHIO HWY @ WAIKAEA BR (M.P. 8.06), PE & CON FOR BRIDGE WIDENING	FHWA	1,334,071.69	1,334,071.69	various	Kam Kin Sin, Scot Urada	587-2226, 587-2222	kam.kin.sin@hawaii.gov, scot.t.urada@hawaii.gov
D (TRN)	561/DG	4130	20.205	KUHIO HWY OVERLOOKING HANAIEI VALLEY, PE FOR SCENIC STOP	FHWA	1,126,040.07	1,126,040.07	various	Kam Kin Sin, Scot Urada	587-2226, 587-2222	kam.kin.sin@hawaii.gov, scot.t.urada@hawaii.gov
D (TRN)	561/DG	09L0	20.205	ROUTE 50 M.P. 8.4 KAUMUALII HIGHWAY AT PUNEE STREET INTERSECTION SLOPE STABILIZATION (P,R,C)	FHWA	106,800.00	106,800.00	various	Kam Kin Sin, Scot Urada	587-2226, 587-2222	kam.kin.sin@hawaii.gov, scot.t.urada@hawaii.gov
D (TRN)	561/DG	33D0	20.205	KAUAI STATE - GUARDRAIL AND SHOULDER IMPROVEMENTS AT VARIOUS LOCATIONS ON KAUAI, PART I (PE, CON)	FHWA	541,573.21	541,573.21	various	Kam Kin Sin, Scot Urada	587-2226, 587-2222	kam.kin.sin@hawaii.gov, scot.t.urada@hawaii.gov
D (TRN)	561/DG	33D0	20.205	KAUAI STATE - KAUMUALII HIGHWAY AT KOLOA ROAD, CON FOR INTERSECTION IMPROVEMENTS	FHWA	4,688,786.00	4,688,786.00	various	Kam Kin Sin, Scot Urada	587-2226, 587-2222	kam.kin.sin@hawaii.gov, scot.t.urada@hawaii.gov
D (TRN)	561/DG	33P0	20.205	KAUAI STATE - KUHIO HIGHWAY, KUAMOO ROAD AND KOKEE ROAD, GUARDRAIL AND SHOULDER IMPROVEMENTS AT VARIOUS LOCATIONS (PE & CON)	FHWA	140,922.96	140,922.96	various	Kam Kin Sin, Scot Urada	587-2226, 587-2222	kam.kin.sin@hawaii.gov, scot.t.urada@hawaii.gov
D (TRN)	561/DG	C240	20.205	KAUMUALII HIGHWAY IMPROVEMENTS, LIHUE MILL BRIDGE TO RICE STREET (DESIGN-BUILD)	FHWA	22,724,978.84	22,724,978.84	various	Kam Kin Sin, Scot Urada	587-2226, 587-2222	kam.kin.sin@hawaii.gov, scot.t.urada@hawaii.gov
D (TRN)	561/DG	C240	20.205	MAALO ROAD RESURFACING, MILE POST 0.0 TO MILE POST 1.0	FHWA	608,365.73	608,365.73	various	Kam Kin Sin, Scot Urada	587-2226, 587-2222	kam.kin.sin@hawaii.gov, scot.t.urada@hawaii.gov
D (TRN)	561/DG	ER60	20.205	KUHIO HIGHWAY EMERGENCY REPAIRS, VICINITY OF MP 21.7 (WAILAPA STREAM)	FHWA	5,641,566.00	5,641,566.00	various	Kam Kin Sin, Scot Urada	587-2226, 587-2222	kam.kin.sin@hawaii.gov, scot.t.urada@hawaii.gov
D (TRN)	561/DG	ER60	20.205	ROUTE 50 M.P. 11.3, 11.6 AND 17.1, KAUMUALII HIGHWAY EMERGENCY REPAIRS AND DRAINAGE IMPROVEMENTS AT VARIOUS LOCATIONS (P, C)	FHWA	687,968.00	687,968.00	various	Kam Kin Sin, Scot Urada	587-2226, 587-2222	kam.kin.sin@hawaii.gov, scot.t.urada@hawaii.gov
D (TRN)	561/DG	ER60	20.205	ROUTE 50 M.P. 8.4 KAUMUALII HIGHWAY AT PUNEE STREET INTERSECTION SLOPE STABILIZATION (P,R,C)	FHWA	1,106,320.00	1,106,320.00	various	Kam Kin Sin, Scot Urada	587-2226, 587-2222	kam.kin.sin@hawaii.gov, scot.t.urada@hawaii.gov

Department of Transportation - Highways Division
Federal Awards

Table 11

<u>State</u> <u>Expending</u> <u>Agency</u>	<u>Program ID</u>	<u>Award</u> <u>Number</u>	<u>CFDA Number</u>	<u>Award Description</u>	<u>Awarding</u> <u>Federal</u> <u>Agency</u>	<u>Award Amount</u>	<u>Award Amount</u> <u>Allocated to the</u> <u>Pgm ID in</u> <u>Column B</u>	<u>State</u> <u>Appropriation</u> <u>Symbol</u>	<u>Contact Name</u>	<u>Contact</u> <u>Phone</u>	<u>Contact Email</u>
D (TRN)	561/DG	ER90	20.205	KAUAI STATE - KUHIO HIGHWAY EMERGENCY CULVERT REPLACEMENT IN KILAUEA AT MILE POST 22.5 (P, C)	FHWA	6,373,792.00	6,373,792.00	various	Kam Kin Sin, Scot Urada	587-2226, 587-2222	kam.kin.sin@hawaii.gov, scot.t.urada@hawaii.gov
D (TRN)	561/DG	F130	20.205	KUHIO HWY OVERLOOKING HANAIEI VALLEY, PE FOR SCENIC STOP	FHWA	42,464.00	42,464.00	various	Kam Kin Sin, Scot Urada	587-2226, 587-2222	kam.kin.sin@hawaii.gov, scot.t.urada@hawaii.gov
D (TRN)	561/DG	H050	20.205	KAUMUALII HIGHWAY WIDENING, VICINITY OF ANONU STREET TO VICINITY OF LIHUE MILL BRIDGE (CON)	FHWA	3,000,000.00	3,000,000.00	various	Kam Kin Sin, Scot Urada	587-2226, 587-2222	kam.kin.sin@hawaii.gov, scot.t.urada@hawaii.gov
D (TRN)	561/DG	H100	20.205	KAUAI STATE - KUHIO HIGHWAY SHORT TERM IMPROVEMENTS, WAILUA CANE HAUL BRIDGE WIDENING (CON)	FHWA	18,557,252.51	18,557,252.51	various	Kam Kin Sin, Scot Urada	587-2226, 587-2222	kam.kin.sin@hawaii.gov, scot.t.urada@hawaii.gov
D (TRN)	561/DG	H100	20.205	KUHIO HIGHWAY, KAPAIA BRIDGE AT HANAMAULU STREAM; PE, ROW & CON FOR BRIDGE REPLACEMENT	FHWA	1,169,520.00	1,169,520.00	various	Kam Kin Sin, Scot Urada	587-2226, 587-2222	kam.kin.sin@hawaii.gov, scot.t.urada@hawaii.gov
D (TRN)	561/DG	H120	20.205	KAUAI STATE - RICE STREET & WAAPA ROAD IMPROVEMENTS AND NAWILIWILI BRIDGE REHABILITATION (P)	FHWA	174,439.39	174,439.39	various	Kam Kin Sin, Scot Urada	587-2226, 587-2222	kam.kin.sin@hawaii.gov, scot.t.urada@hawaii.gov
D (TRN)	561/DG	H210	20.205	KAUAI STATE - KAUMUALII HIGHWAY AT VARIOUS LOCATIONS; PE & CON FOR GUARDRAIL & SHOULDER IMPROVEMENTS	FHWA	284,700.43	284,700.43	various	Kam Kin Sin, Scot Urada	587-2226, 587-2222	kam.kin.sin@hawaii.gov, scot.t.urada@hawaii.gov
D (TRN)	561/DG	H240	20.205	KAUAI STATE - WAIMEA CANYON DRIVE / KOKEE ROAD RESURFACING, MILE POST 6.0 TO MILE POST 8.5 (CON)	FHWA	16,000.00	16,000.00	various	Kam Kin Sin, Scot Urada	587-2226, 587-2222	kam.kin.sin@hawaii.gov, scot.t.urada@hawaii.gov
D (TRN)	561/DG	H400	20.205	NAWILIWILI RD FROM WAAPA RD TO KAUMUALII HWY; PE & CON FOR BIKEWAY IMPROVEMENTS	FHWA	392,525.00	392,525.00	various	Kam Kin Sin, Scot Urada	587-2226, 587-2222	kam.kin.sin@hawaii.gov, scot.t.urada@hawaii.gov
D (TRN)	561/DG	H400	20.205	TRAFFIC SIGNAL MODERNIZATION AT VARIOUS LOCATIONS ON KAUAI; CON FOR UPGRADING EXISTING TRAFFIC SIGNAL SYSTEMS	FHWA	334,505.21	334,505.21	various	Kam Kin Sin, Scot Urada	587-2226, 587-2222	kam.kin.sin@hawaii.gov, scot.t.urada@hawaii.gov
D (TRN)	561/DG	H660	20.205	KAUAI MULTI-MODAL LAND TRANSPORTATION SYSTEM STUDY	FHWA	787,143.00	787,143.00	various	Kam Kin Sin, Scot Urada	587-2226, 587-2222	kam.kin.sin@hawaii.gov, scot.t.urada@hawaii.gov
D (TRN)	561/DG	L030	20.205	KAUAI STATE - KUHIO HIGHWAY CULVERT REPLACEMENT IN THE VICINITY OF MILE POST 11.8 TO 12.0 (P, C)	FHWA	670,584.59	670,584.59	various	Kam Kin Sin, Scot Urada	587-2226, 587-2222	kam.kin.sin@hawaii.gov, scot.t.urada@hawaii.gov

Department of Transportation - Highways Division
Federal Awards

Table 11

<u>State</u> <u>Expending</u> <u>Agency</u>	<u>Program ID</u>	<u>Award</u> <u>Number</u>	<u>CFDA Number</u>	<u>Award Description</u>	<u>Awarding</u> <u>Federal</u> <u>Agency</u>	<u>Award Amount</u>	<u>Award Amount</u> <u>Allocated to the</u> <u>Pgm ID in</u> <u>Column B</u>	<u>State</u> <u>Appropriation</u> <u>Symbol</u>	<u>Contact Name</u>	<u>Contact</u> <u>Phone</u>	<u>Contact Email</u>
D (TRN)	561/DG	L050	20.205	KAUAI STATE - KUHIO HIGHWAY SHORT-TERM IMPROVEMENTS, SOUTH LEHO DRIVE TO ALEKA LOOP (CON)	FHWA	540,513.99	540,513.99	various	Kam Kin Sin, Scot Urada	587-2226, 587-2222	kam.kin.sin@hawaii.gov, scot.t.urada@hawaii.gov
D (TRN)	561/DG	L050	20.205	KAUMUALII HIGHWAY WIDENING, VICINITY OF ANONUUI STREET TO VICINITY OF LIHUE MILL BRIDGE (CON)	FHWA	18,533,969.38	18,533,969.38	various	Kam Kin Sin, Scot Urada	587-2226, 587-2222	kam.kin.sin@hawaii.gov, scot.t.urada@hawaii.gov
D (TRN)	561/DG	L05E	20.205	KAPULE HIGHWAY RESURFACING, AHUKINI ROAD TO KUHIO HIGHWAY (C)	FHWA	6,167,594.51	6,167,594.51	various	Kam Kin Sin, Scot Urada	587-2226, 587-2222	kam.kin.sin@hawaii.gov, scot.t.urada@hawaii.gov
D (TRN)	561/DG	L05E	20.205	KAUMUALII HIGHWAY IMPROVEMENTS, LIHUE MILL BRIDGE TO RICE STREET (DESIGN-BUILD)	FHWA	5,852,585.06	5,852,585.06	various	Kam Kin Sin, Scot Urada	587-2226, 587-2222	kam.kin.sin@hawaii.gov, scot.t.urada@hawaii.gov
D (TRN)	561/DG	L05R	20.205	KAUAI STATE - NAWILIWILI ROAD IMPROVEMENTS, VICINITY OF KAUMUALII HIGHWAY TO KANANI ROAD (C)	FHWA	122,368.00	122,368.00	various	Kam Kin Sin, Scot Urada	587-2226, 587-2222	kam.kin.sin@hawaii.gov, scot.t.urada@hawaii.gov
D (TRN)	561/DG	L05R	20.205	KAUMUALII HIGHWAY IMPROVEMENTS, LIHUE MILL BRIDGE TO RICE STREET (DESIGN-BUILD)	FHWA	2,694,228.00	2,694,228.00	various	Kam Kin Sin, Scot Urada	587-2226, 587-2222	kam.kin.sin@hawaii.gov, scot.t.urada@hawaii.gov
D (TRN)	561/DG	L1C0	20.205	KAUAI STATE - KUHIO HIGHWAY SHORT TERM IMPROVEMENTS, WAILUA CANE HAUL BRIDGE WIDENING (CON)	FHWA	7,127,052.40	7,127,052.40	various	Kam Kin Sin, Scot Urada	587-2226, 587-2222	kam.kin.sin@hawaii.gov, scot.t.urada@hawaii.gov
D (TRN)	561/DG	L1C0	20.205	KAUMUALII HIGHWAY AT OMAO STREAM; PE/ROW FOR BRIDGE REHABILITATION	FHWA	472,000.00	472,000.00	various	Kam Kin Sin, Scot Urada	587-2226, 587-2222	kam.kin.sin@hawaii.gov, scot.t.urada@hawaii.gov
D (TRN)	561/DG	L1CE	20.205	KAUAI STATE - KUHIO HIGHWAY, REHABILITATION OF WAIOLI, WAIPA AND WAIKOKO STREAM BRIDGES (P, R)	FHWA	1,879,785.60	1,879,785.60	various	Kam Kin Sin, Scot Urada	587-2226, 587-2222	kam.kin.sin@hawaii.gov, scot.t.urada@hawaii.gov
D (TRN)	561/DG	L1CE	20.205	KAUAI STATE - RICE STREET & WAAPA ROAD IMPROVEMENTS AND NAWILIWILI BRIDGE REHABILITATION (P)	FHWA	817,055.01	817,055.01	various	Kam Kin Sin, Scot Urada	587-2226, 587-2222	kam.kin.sin@hawaii.gov, scot.t.urada@hawaii.gov
D (TRN)	561/DG	L1CE	20.205	KAUMUALII HIGHWAY IMPROVEMENTS, LIHUE MILL BRIDGE TO RICE STREET (DESIGN-BUILD)	FHWA	7,943,011.01	7,943,011.01	various	Kam Kin Sin, Scot Urada	587-2226, 587-2222	kam.kin.sin@hawaii.gov, scot.t.urada@hawaii.gov
D (TRN)	561/DG	L220	20.205	KAUAI STATE - KAPAA ROUNDABOUT BEAUTIFICATION (CON)	FHWA	22,400.00	22,400.00	various	Kam Kin Sin, Scot Urada	587-2226, 587-2222	kam.kin.sin@hawaii.gov, scot.t.urada@hawaii.gov

Department of Transportation - Highways Division
Federal Awards

Table 11

<u>State</u> <u>Expending</u> <u>Agency</u>	<u>Program ID</u>	<u>Award</u> <u>Number</u>	<u>CFDA Number</u>	<u>Award Description</u>	<u>Awarding</u> <u>Federal</u> <u>Agency</u>	<u>Award Amount</u>	<u>Award Amount</u> Allocated to the <u>Pgm ID in</u> <u>Column B</u>	<u>State</u> <u>Appropriation</u> <u>Symbol</u>	<u>Contact Name</u>	<u>Contact</u> <u>Phone</u>	<u>Contact Email</u>
D (TRN)	561/DG	L240	20.205	KAUAI STATE - KUHIO HIGHWAY EMERGENCY CULVERT REPLACEMENT IN KILAUEA AT MILE POST 22.5 (P, C)	FHWA	536,000.00	536,000.00	various	Kam Kin Sin, Scot Urada	587-2226, 587-2222	kam.kin.sin@hawaii.gov, scot.t.urada@hawaii.gov
D (TRN)	561/DG	L240	20.205	KAUMUALII HIGHWAY WIDENING, VICINITY OF ANONU I STREET TO VICINITY OF LIHUE MILL BRIDGE (CON)	FHWA	14,192,108.72	14,192,108.72	various	Kam Kin Sin, Scot Urada	587-2226, 587-2222	kam.kin.sin@hawaii.gov, scot.t.urada@hawaii.gov
D (TRN)	561/DG	L240	20.205	KUHIO HIGHWAY EMERGENCY REPAIRS, VICINITY OF MP 21.7 (WAILAPA STREAM)	FHWA	889,720.00	889,720.00	various	Kam Kin Sin, Scot Urada	587-2226, 587-2222	kam.kin.sin@hawaii.gov, scot.t.urada@hawaii.gov
D (TRN)	561/DG	L24E	20.205	KAUAI STATE - KUHIO HIGHWAY CULVERT REPLACEMENT IN THE VICINITY OF MILE POST 11.8 TO 12.0 (P, C)	FHWA	2,563,783.41	2,563,783.41	various	Kam Kin Sin, Scot Urada	587-2226, 587-2222	kam.kin.sin@hawaii.gov, scot.t.urada@hawaii.gov
D (TRN)	561/DG	L24E	20.205	KAUAI STATE - KUHIO HIGHWAY EMERGENCY CULVERT REPLACEMENT IN KILAUEA AT MILE POST 22.5 (P, C)	FHWA	7,172,246.00	7,172,246.00	various	Kam Kin Sin, Scot Urada	587-2226, 587-2222	kam.kin.sin@hawaii.gov, scot.t.urada@hawaii.gov
D (TRN)	561/DG	L24E	20.205	KAUAI STATE - KUHIO HIGHWAY EMERGENCY SLOPE STABILIZATION IN HANA LEI IN THE VICINITY OF MILE POST 1.0 (P, C)	FHWA	1,022,882.40	1,022,882.40	various	Kam Kin Sin, Scot Urada	587-2226, 587-2222	kam.kin.sin@hawaii.gov, scot.t.urada@hawaii.gov
D (TRN)	561/DG	L24E	20.205	KAUAI STATE - KUHIO HIGHWAY EMERGENCY SLOPE STABILIZATION IN LUMAHAI IN THE VICINITY OF MILE POST 5.1 TO 5.3 (P, C)	FHWA	733,907.20	733,907.20	various	Kam Kin Sin, Scot Urada	587-2226, 587-2222	kam.kin.sin@hawaii.gov, scot.t.urada@hawaii.gov
D (TRN)	561/DG	L24E	20.205	KAUAI STATE - KUHIO HIGHWAY EMERGENCY SLOPE STABILIZATION IN THE VICINITY OF KALIHUWAI BRIDGE (P, C)	FHWA	376,983.60	376,983.60	various	Kam Kin Sin, Scot Urada	587-2226, 587-2222	kam.kin.sin@hawaii.gov, scot.t.urada@hawaii.gov
D (TRN)	561/DG	L24E	20.205	KAUAI STATE - MAALO ROAD GUARDRAIL AND SHOULDER IMPROVEMENTS, MILE POST 0.0 TO MILE POST 2.95 (C)	FHWA	996,000.16	996,000.16	various	Kam Kin Sin, Scot Urada	587-2226, 587-2222	kam.kin.sin@hawaii.gov, scot.t.urada@hawaii.gov
D (TRN)	561/DG	L24E	20.205	KAUAI STATE - WAIMEA CANYON DRIVE / KOKEE ROAD RESURFACING, MILE POST 6.0 TO MILE POST 8.5 (CON)	FHWA	3,675,623.40	3,675,623.40	various	Kam Kin Sin, Scot Urada	587-2226, 587-2222	kam.kin.sin@hawaii.gov, scot.t.urada@hawaii.gov
D (TRN)	561/DG	L24E	20.205	KAUMUALII HIGHWAY PAVEMENT MARKINGS AND SIGNAGE, MANA TO THE VICINITY OF MALUHIA ROAD (CON)	FHWA	1,682,038.81	1,682,038.81	various	Kam Kin Sin, Scot Urada	587-2226, 587-2222	kam.kin.sin@hawaii.gov, scot.t.urada@hawaii.gov

Department of Transportation - Highways Division
Federal Awards

Table 11

<u>State</u> <u>Expending</u> <u>Agency</u>	<u>Program ID</u>	<u>Award</u> <u>Number</u>	<u>CFDA Number</u>	<u>Award Description</u>	<u>Awarding</u> <u>Federal</u> <u>Agency</u>	<u>Award Amount</u>	<u>Award Amount</u> <u>Allocated to the</u> <u>Pgm ID in</u> <u>Column B</u>	<u>State</u> <u>Appropriation</u> <u>Symbol</u>	<u>Contact Name</u>	<u>Contact</u> <u>Phone</u>	<u>Contact Email</u>
D (TRN)	561/DG	L400	20.205	MAALO ROAD RESURFACING, MILE POST 0.0 TO MILE POST 1.0	FHWA	109,362.00	109,362.00	various	Kam Kin Sin, Scot Urada	587-2226, 587-2222	kam.kin.sin@hawaii.gov, scot.t.urada@hawaii.gov
D (TRN)	561/DG	LQC0	20.205	KAUMUALII HIGHWAY IMPROVEMENTS, LIHUE MILL BRIDGE TO RICE STREET (DESIGN-BUILD)	FHWA	5,398,718.00	5,398,718.00	various	Kam Kin Sin, Scot Urada	587-2226, 587-2222	kam.kin.sin@hawaii.gov, scot.t.urada@hawaii.gov
D (TRN)	561/DG	LS20	20.205	KAUAI STATE - KUHIO HIGHWAY SAFETY IMPROVEMENTS, HANALEI BRIDGE TO WAIKOKO BRIDGE (P, C)	FHWA	194,018.74	194,018.74	various	Kam Kin Sin, Scot Urada	587-2226, 587-2222	kam.kin.sin@hawaii.gov, scot.t.urada@hawaii.gov
D (TRN)	561/DG	LS2E	20.205	KAUAI STATE - KUHIO HIGHWAY SAFETY IMPROVEMENTS, HANALEI BRIDGE TO WAIKOKO BRIDGE (P, C)	FHWA	373,265.55	373,265.55	various	Kam Kin Sin, Scot Urada	587-2226, 587-2222	kam.kin.sin@hawaii.gov, scot.t.urada@hawaii.gov
D (TRN)	561/DG	LS30	20.205	KAUAI STATE - KAUMUALII HIGHWAY SAFETY IMPROVEMENTS, VICINITY OF KAHILI MOUNTAIN PARK TO ELEELE ROAD (P, C)	FHWA	3,702.79	3,702.79	various	Kam Kin Sin, Scot Urada	587-2226, 587-2222	kam.kin.sin@hawaii.gov, scot.t.urada@hawaii.gov
D (TRN)	561/DG	LS30	20.205	KAUAI STATE - KUHIO HIGHWAY INTERSECTION IMPROVEMENTS AT LEHO DRIVE (NORTH) (P)	FHWA	9,126.02	9,126.02	various	Kam Kin Sin, Scot Urada	587-2226, 587-2222	kam.kin.sin@hawaii.gov, scot.t.urada@hawaii.gov
D (TRN)	561/DG	LS30	20.205	KUHIO HIGHWAY INTERSECTION IMPROVEMENTS AT KAPULE HIGHWAY (C)	FHWA	2,672,109.32	2,672,109.32	various	Kam Kin Sin, Scot Urada	587-2226, 587-2222	kam.kin.sin@hawaii.gov, scot.t.urada@hawaii.gov
D (TRN)	561/DG	LS30	20.205	KUHIO HIGHWAY SAFETY IMPROVEMENTS, MILE POST 2.98 TO MILE POST 5.07 (P, C)	FHWA	503,992.96	503,992.96	various	Kam Kin Sin, Scot Urada	587-2226, 587-2222	kam.kin.sin@hawaii.gov, scot.t.urada@hawaii.gov
D (TRN)	561/DG	LS3E	20.205	KAUAI STATE - KAUMUALII HIGHWAY SAFETY IMPROVEMENTS, VICINITY OF KAHILI MOUNTAIN PARK TO ELEELE ROAD (P, C)	FHWA	234.92	234.92	various	Kam Kin Sin, Scot Urada	587-2226, 587-2222	kam.kin.sin@hawaii.gov, scot.t.urada@hawaii.gov
D (TRN)	561/DG	LZ20	20.205	KAUMUALII HIGHWAY, LIHUE TO WEST OF MALUHIA ROAD; ROW FOR ROADWAY WIDENING AND OTHER IMPROVEMENTS.	FHWA	1,772,000.00	1,772,000.00	various	Kam Kin Sin, Scot Urada	587-2226, 587-2222	kam.kin.sin@hawaii.gov, scot.t.urada@hawaii.gov
D (TRN)	561/DG	LZ2E	20.205	KAUAI STATE - NAWILIWILI ROAD IMPROVEMENTS, VICINITY OF KAUMUALII HIGHWAY TO KANANI ROAD (C)	FHWA	1,175,200.00	1,175,200.00	various	Kam Kin Sin, Scot Urada	587-2226, 587-2222	kam.kin.sin@hawaii.gov, scot.t.urada@hawaii.gov
D (TRN)	561/DG	Q030	20.205	KAUAI STATE - KAUMUALII HWY, OMAO TO HANAPEPE, PE & CON FOR GRDRAIL/SHLDR IMPRVMTS	FHWA	531,756.92	531,756.92	various	Kam Kin Sin, Scot Urada	587-2226, 587-2222	kam.kin.sin@hawaii.gov, scot.t.urada@hawaii.gov

Department of Transportation - Highways Division
Federal Awards

Table 11

<u>State</u> <u>Expending</u> <u>Agency</u>	<u>Program ID</u>	<u>Award</u> <u>Number</u>	<u>CFDA Number</u>	<u>Award Description</u>	<u>Awarding</u> <u>Federal</u> <u>Agency</u>	<u>Award Amount</u>	<u>Award Amount</u> <u>Allocated to the</u> <u>Pgm ID in</u> <u>Column B</u>	<u>State</u> <u>Appropriation</u> <u>Symbol</u>	<u>Contact Name</u>	<u>Contact</u> <u>Phone</u>	<u>Contact Email</u>
D (TRN)	561/DG	Q050	20.205	KAUAI STATE - WAAPA RD/RICE ST VIC NAWILIWILI RD TO KAPULE, CON FOR RESURFACING	FHWA	1,012,864.86	1,012,864.86	various	Kam Kin Sin, Scot Urada	587-2226, 587-2222	kam.kin.sin@hawaii.gov, scot.t.urada@hawaii.gov
D (TRN)	561/DG	Q120	20.205	KAUMUALII HIGHWAY AT OMAO STREAM; PE/ROW FOR BRIDGE REHABILITATION	FHWA	144,000.00	144,000.00	various	Kam Kin Sin, Scot Urada	587-2226, 587-2222	kam.kin.sin@hawaii.gov, scot.t.urada@hawaii.gov
D (TRN)	561/DG	Q210	20.205	KAUAI STATE - KAUMUALII HIGHWAY AT VARIOUS LOCATIONS; PE & CON FOR GUARDRAIL & SHOULDER IMPROVEMENTS	FHWA	55,692.44	55,692.44	various	Kam Kin Sin, Scot Urada	587-2226, 587-2222	kam.kin.sin@hawaii.gov, scot.t.urada@hawaii.gov
D (TRN)	561/DG	Q210	20.205	KAUAI STATE - KAUMUALII HWY, OMAO TO HANAPEPE, PE & CON FOR GRDRAIL/SHLDR IMPRVMTS	FHWA	1,084,039.12	1,084,039.12	various	Kam Kin Sin, Scot Urada	587-2226, 587-2222	kam.kin.sin@hawaii.gov, scot.t.urada@hawaii.gov
D (TRN)	561/DG	Q240	20.205	KAUAI STATE - KAUMUALII HIGHWAY AT KOLOA ROAD, CON FOR INTERSECTION IMPROVEMENTS	FHWA	712,597.00	712,597.00	various	Kam Kin Sin, Scot Urada	587-2226, 587-2222	kam.kin.sin@hawaii.gov, scot.t.urada@hawaii.gov
D (TRN)	561/DG	Q240	20.205	KAUAI STATE - KUHIO HIGHWAY, GUARDRAIL AND SHOULDER IMPROVEMENTS AT VARIOUS LOCATIONS, PART 2 (PE)	FHWA	80,000.00	80,000.00	various	Kam Kin Sin, Scot Urada	587-2226, 587-2222	kam.kin.sin@hawaii.gov, scot.t.urada@hawaii.gov
D (TRN)	561/DG	Q240	20.205	RT 56: KUHIO HWY @ WAIKAEA BR (M.P. 8.06), PE & CON FOR BRIDGE WIDENING	FHWA	549,396.88	549,396.88	various	Kam Kin Sin, Scot Urada	587-2226, 587-2222	kam.kin.sin@hawaii.gov, scot.t.urada@hawaii.gov
D (TRN)	561/DG	Q280	20.205	KAUAI STATE - KUHIO HIGHWAY, KUAMOO ROAD AND KOKEE ROAD, GUARDRAIL AND SHOULDER IMPROVEMENTS AT VARIOUS LOCATIONS (PE & CON)	FHWA	187,143.46	187,143.46	various	Kam Kin Sin, Scot Urada	587-2226, 587-2222	kam.kin.sin@hawaii.gov, scot.t.urada@hawaii.gov
D (TRN)	561/DG	Q400	20.205	KUHIO HIGHWAY, PEDESTRIAN FACILITIES AND ADA COMPLIANCE AT VARIOUS LOCATIONS; CON	FHWA	629,858.00	629,858.00	various	Kam Kin Sin, Scot Urada	587-2226, 587-2222	kam.kin.sin@hawaii.gov, scot.t.urada@hawaii.gov
D (TRN)	561/DG	Q400	20.205	NAWILIWILI RD FROM WAAPA RD TO KAUMUALII HWY; PE & CON FOR BIKEWAY IMPROVEMENTS	FHWA	129,714.00	129,714.00	various	Kam Kin Sin, Scot Urada	587-2226, 587-2222	kam.kin.sin@hawaii.gov, scot.t.urada@hawaii.gov
D (TRN)	561/DG	Q400	20.205	TRAFFIC SIGNAL MODERNIZATION AT VARIOUS LOCATIONS ON KAUAI; CON FOR UPGRADING EXISTING TRAFFIC SIGNAL SYSTEMS	FHWA	1,356,909.91	1,356,909.91	various	Kam Kin Sin, Scot Urada	587-2226, 587-2222	kam.kin.sin@hawaii.gov, scot.t.urada@hawaii.gov
D (TRN)	561/DG	Q760	20.205	KAUAI STATE - KUHIO HIGHWAY, REHABILITATION OF WAIOLI, WAIPA AND WAIKOKO STREAM BRIDGES (P, R)	FHWA	81,456.00	81,456.00	various	Kam Kin Sin, Scot Urada	587-2226, 587-2222	kam.kin.sin@hawaii.gov, scot.t.urada@hawaii.gov

Department of Transportation - Highways Division
Federal Awards

Table 11

<u>State</u> <u>Expending</u> <u>Agency</u>	<u>Program ID</u>	<u>Award</u> <u>Number</u>	<u>CFDA Number</u>	<u>Award Description</u>	<u>Awarding</u> <u>Federal</u> <u>Agency</u>	<u>Award Amount</u>	<u>Award Amount</u> <u>Allocated to the</u> <u>Pgm ID in</u> <u>Column B</u>	<u>State</u> <u>Appropriation</u> <u>Symbol</u>	<u>Contact Name</u>	<u>Contact</u> <u>Phone</u>	<u>Contact Email</u>
D (TRN)	561/DG	Q780	20.205	KAUAI STATE - KUHIO HIGHWAY, KUAMOO ROAD AND KOKEE ROAD, GUARDRAIL AND SHOULDER IMPROVEMENTS AT VARIOUS LOCATIONS (PE & CON)	FHWA	809,203.00	809,203.00	various	Kam Kin Sin, Scot Urada	587-2226, 587-2222	kam.kin.sin@hawaii.gov, scot.t.urada@hawaii.gov
D (TRN)	561/DG	Q920	20.205	KAUMUALII HIGHWAY WIDENING, VICINITY OF ANONU I STREET TO VICINITY OF LIHUE MILL BRIDGE (CON)	FHWA	3,346,820.00	3,346,820.00	various	Kam Kin Sin, Scot Urada	587-2226, 587-2222	kam.kin.sin@hawaii.gov, scot.t.urada@hawaii.gov
D (TRN)	561/DG	Q920	20.205	KAUMUALII HIGHWAY, LIHUE TO WEST OF MALUHIA ROAD; ROW FOR ROADWAY WIDENING AND OTHER IMPROVEMENTS.	FHWA	2,628,000.00	2,628,000.00	various	Kam Kin Sin, Scot Urada	587-2226, 587-2222	kam.kin.sin@hawaii.gov, scot.t.urada@hawaii.gov
D (TRN)	561/DG	Q920	20.205	KAUMUALII HWY, LIHUE TO KIPU, M.P. 0.00-M.P. 3.5, PE FOR DESIGN OF WIDENING HIGHWAY	FHWA	2,482,250.00	2,482,250.00	various	Kam Kin Sin, Scot Urada	587-2226, 587-2222	kam.kin.sin@hawaii.gov, scot.t.urada@hawaii.gov
D (TRN)	561/DG	Q920	20.205	KUHIO HWY, HANAMAULU TO KAPAA, PE FOR PLNG RDWY WIDENING OR BYPASS	FHWA	3,840,000.00	3,840,000.00	various	Kam Kin Sin, Scot Urada	587-2226, 587-2222	kam.kin.sin@hawaii.gov, scot.t.urada@hawaii.gov
D (TRN)	595/DB	800	20.205	STATE PLANNING AND RESEARCH, FY 2010	FHWA	76,464.00	76,464.00	various	Kam Kin Sin, Scot Urada	587-2226, 587-2222	kam.kin.sin@hawaii.gov, scot.t.urada@hawaii.gov
D (TRN)	595/DB	800	20.205	STATEWIDE - STATE PLANNING AND RESEARCH, FY 2012	FHWA	5,526.30	5,526.30	various	Kam Kin Sin, Scot Urada	587-2226, 587-2222	kam.kin.sin@hawaii.gov, scot.t.urada@hawaii.gov
D (TRN)	595/DB	800	20.205	STATEWIDE; PLANNING & RESEARCH, FY 2005	FHWA	706,426.87	706,426.87	various	Kam Kin Sin, Scot Urada	587-2226, 587-2222	kam.kin.sin@hawaii.gov, scot.t.urada@hawaii.gov
D (TRN)	595/DB	810	20.205	FY 2001 STATEWIDE PLANNING AND RESEARCH (SPR) PROGRAM	FHWA	764,821.39	764,821.39	various	Kam Kin Sin, Scot Urada	587-2226, 587-2222	kam.kin.sin@hawaii.gov, scot.t.urada@hawaii.gov
D (TRN)	595/DB	810	20.205	STATE PLANNING AND RESEARCH, FY 2008	FHWA	437,713.32	437,713.32	various	Kam Kin Sin, Scot Urada	587-2226, 587-2222	kam.kin.sin@hawaii.gov, scot.t.urada@hawaii.gov
D (TRN)	595/DB	810	20.205	STATE PLANNING AND RESEARCH, FY 2009	FHWA	7,584.43	7,584.43	various	Kam Kin Sin, Scot Urada	587-2226, 587-2222	kam.kin.sin@hawaii.gov, scot.t.urada@hawaii.gov
D (TRN)	595/DB	810	20.205	STATE PLANNING AND RESEARCH, FY 2010	FHWA	552,240.00	552,240.00	various	Kam Kin Sin, Scot Urada	587-2226, 587-2222	kam.kin.sin@hawaii.gov, scot.t.urada@hawaii.gov
D (TRN)	595/DB	810	20.205	STATEWIDE - STATE PLANNING AND RESEARCH, FY 2012	FHWA	484.72	484.72	various	Kam Kin Sin, Scot Urada	587-2226, 587-2222	kam.kin.sin@hawaii.gov, scot.t.urada@hawaii.gov
D (TRN)	595/DB	810	20.205	STATEWIDE; PLANNING & RESEARCH, FY 2005	FHWA	496,623.26	496,623.26	various	Kam Kin Sin, Scot Urada	587-2226, 587-2222	kam.kin.sin@hawaii.gov, scot.t.urada@hawaii.gov
D (TRN)	595/DB	860	20.205	STATE PLANNING AND RESEARCH, FY 2009	FHWA	16,412.91	16,412.91	various	Kam Kin Sin, Scot Urada	587-2226, 587-2222	kam.kin.sin@hawaii.gov, scot.t.urada@hawaii.gov
D (TRN)	595/DB	860	20.205	STATEWIDE - STATE PLANNING AND RESEARCH, FY 2012	FHWA	1,065.94	1,065.94	various	Kam Kin Sin, Scot Urada	587-2226, 587-2222	kam.kin.sin@hawaii.gov, scot.t.urada@hawaii.gov
D (TRN)	595/DB	860	20.205	STATEWIDE; PLANNING & RESEARCH, FY 2005	FHWA	153,722.15	153,722.15	various	Kam Kin Sin, Scot Urada	587-2226, 587-2222	kam.kin.sin@hawaii.gov, scot.t.urada@hawaii.gov
D (TRN)	595/DB	1180	20.205	FY 2009 STATEWIDE BRIDGE INSPECTION & APPRAISAL (PE)	FHWA	2,151,200.00	2,151,200.00	various	Kam Kin Sin, Scot Urada	587-2226, 587-2222	kam.kin.sin@hawaii.gov, scot.t.urada@hawaii.gov

Department of Transportation - Highways Division
Federal Awards

Table 11

<u>State</u> <u>Expending</u> <u>Agency</u>	<u>Program ID</u>	<u>Award</u> <u>Number</u>	<u>CFDA Number</u>	<u>Award Description</u>	<u>Awarding</u> <u>Federal</u> <u>Agency</u>	<u>Award Amount</u>	<u>Award Amount</u> Allocated to the <u>Pgm ID in</u> <u>Column B</u>	<u>State</u> <u>Appropriation</u> <u>Symbol</u>	<u>Contact Name</u>	<u>Contact</u> <u>Phone</u>	<u>Contact Email</u>
D (TRN)	595/DB	1180	20.205	FY 2010 STATEWIDE BRIDGE INSPECTION & APPRAISAL (PE)	FHWA	610,400.00	610,400.00	various	Kam Kin Sin, Scot Urada	587-2226, 587-2222	kam.kin.sin@hawaii.gov, scot.t.urada@hawaii.gov
D (TRN)	595/DB	1180	20.205	FY 2011 STATEWIDE BRIDGE INSPECTION & APPRAISAL (PE)	FHWA	887,136.00	887,136.00	various	Kam Kin Sin, Scot Urada	587-2226, 587-2222	kam.kin.sin@hawaii.gov, scot.t.urada@hawaii.gov
D (TRN)	595/DB	12C0	20.205	STATEWIDE - DBE SUPPORTIVE SERVICES, FY 2014	FHWA	68	68	various	Kam Kin Sin, Scot Urada	587-2226, 587-2222	kam.kin.sin@hawaii.gov, scot.t.urada@hawaii.gov
D (TRN)	595/DB	21M0	20.205	STATE OF HAWAII, FY 2005 PERFORMANCE AND REGISTRATION INFORMATION SYSTEMS MANAGEMENT (PRISM) PROGRAM	FHWA	500,000.00	500,000.00	various	Kam Kin Sin, Scot Urada	587-2226, 587-2222	kam.kin.sin@hawaii.gov, scot.t.urada@hawaii.gov
D (TRN)	595/DB	32C0	20.205	SCENIC BYWAYS FY 1996 STATEWIDE, PLAN/DESIGN/DEVELOP SCENIC BYWAYS	FHWA	200,000.00	200,000.00	various	Kam Kin Sin, Scot Urada	587-2226, 587-2222	kam.kin.sin@hawaii.gov, scot.t.urada@hawaii.gov
D (TRN)	595/DB	33D0	20.205	HIGHWAYS RESEARCH AND DEVELOPMENT PROGRAM	FHWA	468,800.00	468,800.00	various	Kam Kin Sin, Scot Urada	587-2226, 587-2222	kam.kin.sin@hawaii.gov, scot.t.urada@hawaii.gov
D (TRN)	595/DB	33D0	20.205	HIGHWAYS RESEARCH AND DEVELOPMENT PROGRAM, 2005 (RESEARCH; STATEWIDE)	FHWA	320,000.00	320,000.00	various	Kam Kin Sin, Scot Urada	587-2226, 587-2222	kam.kin.sin@hawaii.gov, scot.t.urada@hawaii.gov
D (TRN)	595/DB	33D0	20.205	TECHNOLOGY TRANSFER AND TECHNICAL ASSISTANCE PROGRAM (RESEARCH), 2006	FHWA	465,000.00	465,000.00	various	Kam Kin Sin, Scot Urada	587-2226, 587-2222	kam.kin.sin@hawaii.gov, scot.t.urada@hawaii.gov
D (TRN)	595/DB	33D0	20.205	UPDATE EXISTING STATEWIDE PAVEMENT MANAGEMENT SYSTEM & PAVEMENT DESIGN MANUAL (P)	FHWA	760,000.00	760,000.00	various	Kam Kin Sin, Scot Urada	587-2226, 587-2222	kam.kin.sin@hawaii.gov, scot.t.urada@hawaii.gov
D (TRN)	595/DB	438E	20.205	2011 LOCAL TECHNICAL ASSISTANCE PROGRAM	FHWA	140,000.00	140,000.00	various	Kam Kin Sin, Scot Urada	587-2226, 587-2222	kam.kin.sin@hawaii.gov, scot.t.urada@hawaii.gov
D (TRN)	595/DB	438E	20.205	HAWAII LOCAL TECHNICAL ASSISTANCE PROGRAM (LTAP), CY 2012	FHWA	141,000.00	141,000.00	various	Kam Kin Sin, Scot Urada	587-2226, 587-2222	kam.kin.sin@hawaii.gov, scot.t.urada@hawaii.gov
D (TRN)	595/DB	438E	20.205	STATEWIDE - HAWAII LOCAL TECHNICAL ASSISTANCE PROGRAM (LTAP), CY 2013	FHWA	140,000.00	140,000.00	various	Kam Kin Sin, Scot Urada	587-2226, 587-2222	kam.kin.sin@hawaii.gov, scot.t.urada@hawaii.gov
D (TRN)	595/DB	5L20	20.205	STATE PLANNING AND RESEARCH, FY 2009	FHWA	350,000.00	350,000.00	various	Kam Kin Sin, Scot Urada	587-2226, 587-2222	kam.kin.sin@hawaii.gov, scot.t.urada@hawaii.gov
D (TRN)	595/DB	5L2E	20.205	STATE PLANNING AND RESEARCH, FY 2011	FHWA	300,000.00	300,000.00	various	Kam Kin Sin, Scot Urada	587-2226, 587-2222	kam.kin.sin@hawaii.gov, scot.t.urada@hawaii.gov
D (TRN)	595/DB	H300	20.205	HAWAII CONSTRUCTION CAREER DAYS	FHWA	20,000.00	20,000.00	various	Kam Kin Sin, Scot Urada	587-2226, 587-2222	kam.kin.sin@hawaii.gov, scot.t.urada@hawaii.gov
D (TRN)	595/DB	H480	20.205	STATEWIDE - DBE SUPPORTIVE SERVICES, FY 2014	FHWA	1,335.00	1,335.00	various	Kam Kin Sin, Scot Urada	587-2226, 587-2222	kam.kin.sin@hawaii.gov, scot.t.urada@hawaii.gov
D (TRN)	595/DB	H490	20.205	STATEWIDE - JOB READINESS INTERNSHIP PROGRAM, FY 2014	FHWA	148	148	various	Kam Kin Sin, Scot Urada	587-2226, 587-2222	kam.kin.sin@hawaii.gov, scot.t.urada@hawaii.gov

Department of Transportation - Highways Division
Federal Awards

Table 11

<u>State</u> <u>Expending</u> <u>Agency</u>	<u>Program ID</u>	<u>Award</u> <u>Number</u>	<u>CFDA Number</u>	<u>Award Description</u>	<u>Awarding</u> <u>Federal</u> <u>Agency</u>	<u>Award Amount</u>	<u>Award Amount</u> <u>Allocated to the</u> <u>Pgm ID in</u> <u>Column B</u>	<u>State</u> <u>Appropriation</u> <u>Symbol</u>	<u>Contact Name</u>	<u>Contact</u> <u>Phone</u>	<u>Contact Email</u>
D (TRN)	595/DB	H550	20.205	STATE PLANNING AND RESEARCH, FY 2007	FHWA	2,719,076.14	2,719,076.14	various	Kam Kin Sin, Scot Urada	587-2226, 587-2222	kam.kin.sin@hawaii.gov, scot.t.urada@hawaii.gov
D (TRN)	595/DB	H550	20.205	STATE PLANNING AND RESEARCH, FY 2008	FHWA	971,579.86	971,579.86	various	Kam Kin Sin, Scot Urada	587-2226, 587-2222	kam.kin.sin@hawaii.gov, scot.t.urada@hawaii.gov
D (TRN)	595/DB	H550	20.205	STATE PLANNING AND RESEARCH, FY 2010	FHWA	805,880.00	805,880.00	various	Kam Kin Sin, Scot Urada	587-2226, 587-2222	kam.kin.sin@hawaii.gov, scot.t.urada@hawaii.gov
D (TRN)	595/DB	H550	20.205	STATE PLANNING AND RESEARCH, FY 2011	FHWA	20,000.00	20,000.00	various	Kam Kin Sin, Scot Urada	587-2226, 587-2222	kam.kin.sin@hawaii.gov, scot.t.urada@hawaii.gov
D (TRN)	595/DB	H560	20.205	STATE PLANNING AND RESEARCH, FY 2007	FHWA	966,842.88	966,842.88	various	Kam Kin Sin, Scot Urada	587-2226, 587-2222	kam.kin.sin@hawaii.gov, scot.t.urada@hawaii.gov
D (TRN)	595/DB	H560	20.205	STATE PLANNING AND RESEARCH, FY 2008	FHWA	103,498.09	103,498.09	various	Kam Kin Sin, Scot Urada	587-2226, 587-2222	kam.kin.sin@hawaii.gov, scot.t.urada@hawaii.gov
D (TRN)	595/DB	H560	20.205	STATEWIDE; PLANNING & RESEARCH, FY 2005	FHWA	230,201.56	230,201.56	various	Kam Kin Sin, Scot Urada	587-2226, 587-2222	kam.kin.sin@hawaii.gov, scot.t.urada@hawaii.gov
D (TRN)	595/DB	HR70	20.205	NATIVE GRASS HYDROSEED DEVELOPMENT (RSCH). RESEARCH USE OF NATIVE HAWAIIAN GRASSES AND HYDROSEED METHODS OF APPLYING THEM.	FHWA	75,000.00	75,000.00	various	Kam Kin Sin, Scot Urada	587-2226, 587-2222	kam.kin.sin@hawaii.gov, scot.t.urada@hawaii.gov
D (TRN)	595/DB	HU30	20.205	SAFE ROUTES TO SCHOOL NONINFRASTRUCTURE FY 2008	FHWA	144,000.00	144,000.00	various	Kam Kin Sin, Scot Urada	587-2226, 587-2222	kam.kin.sin@hawaii.gov, scot.t.urada@hawaii.gov
D (TRN)	595/DB	L10R	20.205	FY 2012 STATEWIDE BRIDGE INSPECTION & APPRAISAL (PE)	FHWA	1,557,548.00	1,557,548.00	various	Kam Kin Sin, Scot Urada	587-2226, 587-2222	kam.kin.sin@hawaii.gov, scot.t.urada@hawaii.gov
D (TRN)	595/DB	L1C0	20.205	FY 2012 STATEWIDE BRIDGE INSPECTION & APPRAISAL (PE)	FHWA	1,190,540.00	1,190,540.00	various	Kam Kin Sin, Scot Urada	587-2226, 587-2222	kam.kin.sin@hawaii.gov, scot.t.urada@hawaii.gov
D (TRN)	595/DB	L1C0	20.205	STATEWIDE - FY 2013 STATEWIDE BRIDGE INSPECTION & APPRAISAL (PE)	FHWA	2,700,806.40	2,700,806.40	various	Kam Kin Sin, Scot Urada	587-2226, 587-2222	kam.kin.sin@hawaii.gov, scot.t.urada@hawaii.gov
D (TRN)	595/DB	L1CE	20.205	STATEWIDE - FY 2014 STATEWIDE BRIDGE INSPECTION & APPRAISAL (PE)	FHWA	2,477,708.80	2,477,708.80	various	Kam Kin Sin, Scot Urada	587-2226, 587-2222	kam.kin.sin@hawaii.gov, scot.t.urada@hawaii.gov
D (TRN)	595/DB	L1CE	20.205	STATEWIDE - STRUCTURAL COUNTERMEASURES FOR SCOUR CRITICAL BRIDGES, STATEWIDE (P)	FHWA	1,626,078.40	1,626,078.40	various	Kam Kin Sin, Scot Urada	587-2226, 587-2222	kam.kin.sin@hawaii.gov, scot.t.urada@hawaii.gov
D (TRN)	595/DB	L240	20.205	HIGHWAY RESEARCH AND DEVELOPMENT PROGRAM, FY 2011 (RESEARCH)	FHWA	688,000.00	688,000.00	various	Kam Kin Sin, Scot Urada	587-2226, 587-2222	kam.kin.sin@hawaii.gov, scot.t.urada@hawaii.gov
D (TRN)	595/DB	L240	20.205	STATEWIDE - TRAFFIC COUNTING STATIONS AT VARIOUS LOCATIONS (CON)	FHWA	1,067,458.00	1,067,458.00	various	Kam Kin Sin, Scot Urada	587-2226, 587-2222	kam.kin.sin@hawaii.gov, scot.t.urada@hawaii.gov
D (TRN)	595/DB	L240	20.205	TECHNOLOGY TRANSFER AND TECHNICAL ASSISTANCE PROGRAM, 2010	FHWA	105,979.94	105,979.94	various	Kam Kin Sin, Scot Urada	587-2226, 587-2222	kam.kin.sin@hawaii.gov, scot.t.urada@hawaii.gov

Department of Transportation - Highways Division
Federal Awards

Table 11

<u>State Expending Agency</u>	<u>Program ID</u>	<u>Award Number</u>	<u>CFDA Number</u>	<u>Award Description</u>	<u>Awarding Federal Agency</u>	<u>Award Amount</u>	<u>Award Amount Allocated to the Pgm ID in Column B</u>	<u>State Appropriation Symbol</u>	<u>Contact Name</u>	<u>Contact Phone</u>	<u>Contact Email</u>
D (TRN)	595/DB	L240	20.205	TECHNOLOGY TRANSFER AND TECHNICAL ASSISTANCE PROGRAM, FY 2011 (RESEARCH)	FHWA	110,400.00	110,400.00	various	Kam Kin Sin, Scot Urada	587-2226, 587-2222	kam.kin.sin@hawaii.gov, scot.t.urada@hawaii.gov
D (TRN)	595/DB	L24E	20.205	STATEWIDE - HAWAII STATEWIDE INTELLIGENT TRANSPORTATION SYSTEM ARCHITECTURE PLAN (PENG)	FHWA	800,000.00	800,000.00	various	Kam Kin Sin, Scot Urada	587-2226, 587-2222	kam.kin.sin@hawaii.gov, scot.t.urada@hawaii.gov
D (TRN)	595/DB	L24E	20.205	STATEWIDE - HIGHWAY RESEARCH AND DEVELOPMENT PROGRAM, FFY 2012 (RESEARCH)	FHWA	683,200.00	683,200.00	various	Kam Kin Sin, Scot Urada	587-2226, 587-2222	kam.kin.sin@hawaii.gov, scot.t.urada@hawaii.gov
D (TRN)	595/DB	L24E	20.205	STATEWIDE - HIGHWAY RESEARCH AND DEVELOPMENT PROGRAM, FFY 2013 (RESEARCH)	FHWA	680,000.00	680,000.00	various	Kam Kin Sin, Scot Urada	587-2226, 587-2222	kam.kin.sin@hawaii.gov, scot.t.urada@hawaii.gov
D (TRN)	595/DB	L24E	20.205	STATEWIDE - STATEWIDE NOXIOUS INVASIVE PEST PROGRAM (SNIPP)	FHWA	1,744,000.00	1,744,000.00	various	Kam Kin Sin, Scot Urada	587-2226, 587-2222	kam.kin.sin@hawaii.gov, scot.t.urada@hawaii.gov
D (TRN)	595/DB	L24E	20.205	STATEWIDE - TECHNOLOGY TRANSFER AND TECHNICAL ASSISTANCE PROGRAM, FFY 2012 (RESEARCH)	FHWA	110,400.00	110,400.00	various	Kam Kin Sin, Scot Urada	587-2226, 587-2222	kam.kin.sin@hawaii.gov, scot.t.urada@hawaii.gov
D (TRN)	595/DB	L24E	20.205	TECHNOLOGY TRANSFER AND TECHNICAL ASSISTANCE PROGRAM, FY 2010 (RESEARCH)	FHWA	111,143.11	111,143.11	various	Kam Kin Sin, Scot Urada	587-2226, 587-2222	kam.kin.sin@hawaii.gov, scot.t.urada@hawaii.gov
D (TRN)	595/DB	L300	20.205	SURFACE TRANSPORTATION WORKFORCE DEVELOPMENT AND TRAINING	FHWA	54,050.00	54,050.00	various	Kam Kin Sin, Scot Urada	587-2226, 587-2222	kam.kin.sin@hawaii.gov, scot.t.urada@hawaii.gov
D (TRN)	595/DB	L30E	20.205	STATEWIDE - HAWAII CONSTRUCTION CAREER DAYS, FY 2013	FHWA	39,126.05	39,126.05	various	Kam Kin Sin, Scot Urada	587-2226, 587-2222	kam.kin.sin@hawaii.gov, scot.t.urada@hawaii.gov
D (TRN)	595/DB	L30E	20.205	STATEWIDE - HAWAII LOCAL TECHNICAL ASSISTANCE PROGRAM (LTAP), CY 2013	FHWA	142,000.00	142,000.00	various	Kam Kin Sin, Scot Urada	587-2226, 587-2222	kam.kin.sin@hawaii.gov, scot.t.urada@hawaii.gov
D (TRN)	595/DB	L30E	20.205	SURFACE TRANSPORTATION WORKFORCE DEVELOPMENT AND TRAINING	FHWA	65,000.00	65,000.00	various	Kam Kin Sin, Scot Urada	587-2226, 587-2222	kam.kin.sin@hawaii.gov, scot.t.urada@hawaii.gov
D (TRN)	595/DB	L480	20.205	STATEWIDE - DBE SUPPORTIVE SERVICES, FY 2014	FHWA	12,729.00	12,729.00	various	Kam Kin Sin, Scot Urada	587-2226, 587-2222	kam.kin.sin@hawaii.gov, scot.t.urada@hawaii.gov
D (TRN)	595/DB	L48E	20.205	STATEWIDE - DBE SUPPORTIVE SERVICES, FY 2013	FHWA	47,114.00	47,114.00	various	Kam Kin Sin, Scot Urada	587-2226, 587-2222	kam.kin.sin@hawaii.gov, scot.t.urada@hawaii.gov
D (TRN)	595/DB	L48E	20.205	STATEWIDE - DBE SUPPORTIVE SERVICES, FY 2014	FHWA	1,031.00	1,031.00	various	Kam Kin Sin, Scot Urada	587-2226, 587-2222	kam.kin.sin@hawaii.gov, scot.t.urada@hawaii.gov
D (TRN)	595/DB	L490	20.205	STATEWIDE - HAWAII CONSTRUCTION CAREER DAYS, FY 2011	FHWA	30,000.00	30,000.00	various	Kam Kin Sin, Scot Urada	587-2226, 587-2222	kam.kin.sin@hawaii.gov, scot.t.urada@hawaii.gov

Department of Transportation - Highways Division
Federal Awards

Table 11

<u>State</u> <u>Expending</u> <u>Agency</u>	<u>Program ID</u>	<u>Award</u> <u>Number</u>	<u>CFDA Number</u>	<u>Award Description</u>	<u>Awarding</u> <u>Federal</u> <u>Agency</u>	<u>Award Amount</u>	<u>Award Amount</u> <u>Allocated to the</u> <u>Pgm ID in</u> <u>Column B</u>	<u>State</u> <u>Appropriation</u> <u>Symbol</u>	<u>Contact Name</u>	<u>Contact</u> <u>Phone</u>	<u>Contact Email</u>
D (TRN)	595/DB	L490	20.205	STATEWIDE - JOB READINESS INTERNSHIP PROGRAM, FY 2014	FHWA	4,814.00	4,814.00	various	Kam Kin Sin, Scot Urada	587-2226, 587-2222	kam.kin.sin@hawaii.gov, scot.t.urada@hawaii.gov
D (TRN)	595/DB	L49E	20.205	STATEWIDE - FY2012 ON-THE-JOB/SUPPORTIVE SERVICES (OJT/SS) JOB READINESS INTERNSHIP PROGRAM	FHWA	28,993.00	28,993.00	various	Kam Kin Sin, Scot Urada	587-2226, 587-2222	kam.kin.sin@hawaii.gov, scot.t.urada@hawaii.gov
D (TRN)	595/DB	L49E	20.205	STATEWIDE - JOB READINESS INTERNSHIP PROGRAM, FY 2014	FHWA	5,252.00	5,252.00	various	Kam Kin Sin, Scot Urada	587-2226, 587-2222	kam.kin.sin@hawaii.gov, scot.t.urada@hawaii.gov
D (TRN)	595/DB	L550	20.205	STATE PLANNING AND RESEARCH, FY 2008	FHWA	1,886,089.25	1,886,089.25	various	Kam Kin Sin, Scot Urada	587-2226, 587-2222	kam.kin.sin@hawaii.gov, scot.t.urada@hawaii.gov
D (TRN)	595/DB	L550	20.205	STATE PLANNING AND RESEARCH, FY 2009	FHWA	5,312,601.72	5,312,601.72	various	Kam Kin Sin, Scot Urada	587-2226, 587-2222	kam.kin.sin@hawaii.gov, scot.t.urada@hawaii.gov
D (TRN)	595/DB	L550	20.205	STATE PLANNING AND RESEARCH, FY 2010	FHWA	1,089,893.00	1,089,893.00	various	Kam Kin Sin, Scot Urada	587-2226, 587-2222	kam.kin.sin@hawaii.gov, scot.t.urada@hawaii.gov
D (TRN)	595/DB	L550	20.205	STATE PLANNING AND RESEARCH, FY 2011	FHWA	118,993.03	118,993.03	various	Kam Kin Sin, Scot Urada	587-2226, 587-2222	kam.kin.sin@hawaii.gov, scot.t.urada@hawaii.gov
D (TRN)	595/DB	L55E	20.205	STATE PLANNING AND RESEARCH, FY 2011	FHWA	2,157,325.37	2,157,325.37	various	Kam Kin Sin, Scot Urada	587-2226, 587-2222	kam.kin.sin@hawaii.gov, scot.t.urada@hawaii.gov
D (TRN)	595/DB	L55E	20.205	STATEWIDE - STATE PLANNING AND RESEARCH, FY 2012	FHWA	3,014,795.27	3,014,795.27	various	Kam Kin Sin, Scot Urada	587-2226, 587-2222	kam.kin.sin@hawaii.gov, scot.t.urada@hawaii.gov
D (TRN)	595/DB	L55E	20.205	STATEWIDE - STATE PLANNING AND RESEARCH, FY 2013	FHWA	2,123,200.00	2,123,200.00	various	Kam Kin Sin, Scot Urada	587-2226, 587-2222	kam.kin.sin@hawaii.gov, scot.t.urada@hawaii.gov
D (TRN)	595/DB	L560	20.205	STATE PLANNING AND RESEARCH, FY 2007	FHWA	434,600.00	434,600.00	various	Kam Kin Sin, Scot Urada	587-2226, 587-2222	kam.kin.sin@hawaii.gov, scot.t.urada@hawaii.gov
D (TRN)	595/DB	L560	20.205	STATE PLANNING AND RESEARCH, FY 2008	FHWA	906,043.87	906,043.87	various	Kam Kin Sin, Scot Urada	587-2226, 587-2222	kam.kin.sin@hawaii.gov, scot.t.urada@hawaii.gov
D (TRN)	595/DB	L560	20.205	STATE PLANNING AND RESEARCH, FY 2009	FHWA	892,224.30	892,224.30	various	Kam Kin Sin, Scot Urada	587-2226, 587-2222	kam.kin.sin@hawaii.gov, scot.t.urada@hawaii.gov
D (TRN)	595/DB	L560	20.205	STATE PLANNING AND RESEARCH, FY 2010	FHWA	60,000.00	60,000.00	various	Kam Kin Sin, Scot Urada	587-2226, 587-2222	kam.kin.sin@hawaii.gov, scot.t.urada@hawaii.gov
D (TRN)	595/DB	L560	20.205	TECHNOLOGY TRANSFER AND TECHNICAL ASSISTANCE PROGRAM, 2010	FHWA	115,010.03	115,010.03	various	Kam Kin Sin, Scot Urada	587-2226, 587-2222	kam.kin.sin@hawaii.gov, scot.t.urada@hawaii.gov
D (TRN)	595/DB	L56E	20.205	STATE PLANNING AND RESEARCH, FY 2010	FHWA	500,000.00	500,000.00	various	Kam Kin Sin, Scot Urada	587-2226, 587-2222	kam.kin.sin@hawaii.gov, scot.t.urada@hawaii.gov
D (TRN)	595/DB	L56E	20.205	STATE PLANNING AND RESEARCH, FY 2011	FHWA	517,000.00	517,000.00	various	Kam Kin Sin, Scot Urada	587-2226, 587-2222	kam.kin.sin@hawaii.gov, scot.t.urada@hawaii.gov
D (TRN)	595/DB	L56E	20.205	STATEWIDE - STATE PLANNING AND RESEARCH, FY 2012	FHWA	388,929.49	388,929.49	various	Kam Kin Sin, Scot Urada	587-2226, 587-2222	kam.kin.sin@hawaii.gov, scot.t.urada@hawaii.gov
D (TRN)	595/DB	L56E	20.205	STATEWIDE - STATE PLANNING AND RESEARCH, FY 2013	FHWA	251,963.23	251,963.23	various	Kam Kin Sin, Scot Urada	587-2226, 587-2222	kam.kin.sin@hawaii.gov, scot.t.urada@hawaii.gov
D (TRN)	595/DB	L56E	20.205	TECHNOLOGY TRANSFER AND TECHNICAL ASSISTANCE PROGRAM, FY 2010 (RESEARCH)	FHWA	112,000.00	112,000.00	various	Kam Kin Sin, Scot Urada	587-2226, 587-2222	kam.kin.sin@hawaii.gov, scot.t.urada@hawaii.gov

Department of Transportation - Highways Division
Federal Awards

Table 11

<u>State</u> <u>Expending</u> <u>Agency</u>	<u>Program ID</u>	<u>Award</u> <u>Number</u>	<u>CFDA Number</u>	<u>Award Description</u>	<u>Awarding</u> <u>Federal</u> <u>Agency</u>	<u>Award Amount</u>	<u>Award Amount</u> <u>Allocated to the</u> <u>Pgm ID in</u> <u>Column B</u>	<u>State</u> <u>Appropriation</u> <u>Symbol</u>	<u>Contact Name</u>	<u>Contact</u> <u>Phone</u>	<u>Contact Email</u>
D (TRN)	595/DB	L56E	20.205	TECHNOLOGY TRANSFER AND TECHNICAL ASSISTANCE PROGRAM, FY 2011 (RESEARCH)	FHWA	112,800.00	112,800.00	various	Kam Kin Sin, Scot Urada	587-2226, 587-2222	kam.kin.sin@hawaii.gov, scot.t.urada@hawaii.gov
D (TRN)	595/DB	L97E	20.205	STATEWIDE - HAWAII SCENIC BYWAYS, STATEWIDE SIGNAGE AND WAYFINDING PROGRAM (P, C)	FHWA	78,000.00	78,000.00	various	Kam Kin Sin, Scot Urada	587-2226, 587-2222	kam.kin.sin@hawaii.gov, scot.t.urada@hawaii.gov
D (TRN)	595/DB	LS10	20.205	HIGHWAY SAFETY IMPROVEMENT PROGRAM FLEX FUNDING - 2008	FHWA	500,000.00	500,000.00	various	Kam Kin Sin, Scot Urada	587-2226, 587-2222	kam.kin.sin@hawaii.gov, scot.t.urada@hawaii.gov
D (TRN)	595/DB	LS10	20.205	HIGHWAY SAFETY IMPROVEMENT PROGRAM FLEX FUNDING - 2009	FHWA	500,000.00	500,000.00	various	Kam Kin Sin, Scot Urada	587-2226, 587-2222	kam.kin.sin@hawaii.gov, scot.t.urada@hawaii.gov
D (TRN)	595/DB	LS10	20.205	HIGHWAY SAFETY IMPROVEMENT PROGRAM FLEX FUNDING - 2010	FHWA	500,000.00	500,000.00	various	Kam Kin Sin, Scot Urada	587-2226, 587-2222	kam.kin.sin@hawaii.gov, scot.t.urada@hawaii.gov
D (TRN)	595/DB	LS1E	20.205	HIGHWAY SAFETY IMPROVEMENT PROGRAM FLEX FUNDING - 2011	FHWA	620,000.00	620,000.00	various	Kam Kin Sin, Scot Urada	587-2226, 587-2222	kam.kin.sin@hawaii.gov, scot.t.urada@hawaii.gov
D (TRN)	595/DB	LS1E	20.205	STATEWIDE - HIGHWAY SAFETY IMPROVEMENT PROGRAM FLEX FUNDING - 2013	FHWA	600,000.00	600,000.00	various	Kam Kin Sin, Scot Urada	587-2226, 587-2222	kam.kin.sin@hawaii.gov, scot.t.urada@hawaii.gov
D (TRN)	595/DB	LU20	20.205	SAFE ROUTES TO SCHOOL PROGRAM COORDINATION, FY12	FHWA	400,000.00	400,000.00	various	Kam Kin Sin, Scot Urada	587-2226, 587-2222	kam.kin.sin@hawaii.gov, scot.t.urada@hawaii.gov
D (TRN)	595/DB	LU30	20.205	SAFE ROUTES TO SCHOOL NONINFRASTRUCTURE FY 2008	FHWA	34,163.00	34,163.00	various	Kam Kin Sin, Scot Urada	587-2226, 587-2222	kam.kin.sin@hawaii.gov, scot.t.urada@hawaii.gov
D (TRN)	595/DB	M240	20.205	STATEWIDE - HIGHWAY RESEARCH AND DEVELOPMENT PROGRAM, FFY 2013 (RESEARCH)	FHWA	211,596.00	211,596.00	various	Kam Kin Sin, Scot Urada	587-2226, 587-2222	kam.kin.sin@hawaii.gov, scot.t.urada@hawaii.gov
D (TRN)	595/DB	M480	20.205	STATEWIDE - DBE SUPPORTIVE SERVICES, FY 2014	FHWA	46,751.00	46,751.00	various	Kam Kin Sin, Scot Urada	587-2226, 587-2222	kam.kin.sin@hawaii.gov, scot.t.urada@hawaii.gov
D (TRN)	595/DB	M490	20.205	STATEWIDE - JOB READINESS INTERNSHIP PROGRAM, FY 2014	FHWA	27,653.00	27,653.00	various	Kam Kin Sin, Scot Urada	587-2226, 587-2222	kam.kin.sin@hawaii.gov, scot.t.urada@hawaii.gov
D (TRN)	595/DB	M550	20.205	STATEWIDE - STATE PLANNING AND RESEARCH, FY 2013	FHWA	1,947,744.00	1,947,744.00	various	Kam Kin Sin, Scot Urada	587-2226, 587-2222	kam.kin.sin@hawaii.gov, scot.t.urada@hawaii.gov
D (TRN)	595/DB	M560	20.205	STATEWIDE - STATE PLANNING AND RESEARCH, FY 2013	FHWA	320,036.77	320,036.77	various	Kam Kin Sin, Scot Urada	587-2226, 587-2222	kam.kin.sin@hawaii.gov, scot.t.urada@hawaii.gov
D (TRN)	595/DB	MS31	20.205	STATEWIDE - HIGHWAY SAFETY IMPROVEMENT PROGRAM FLEX FUNDING - 2014	FHWA	670,000.00	670,000.00	various	Kam Kin Sin, Scot Urada	587-2226, 587-2222	kam.kin.sin@hawaii.gov, scot.t.urada@hawaii.gov
D (TRN)	595/DB	Q100	20.205	FY 2010 STATEWIDE BRIDGE INSPECTION & APPRAISAL (PE)	FHWA	392,000.00	392,000.00	various	Kam Kin Sin, Scot Urada	587-2226, 587-2222	kam.kin.sin@hawaii.gov, scot.t.urada@hawaii.gov

Department of Transportation - Highways Division
Federal Awards

Table 11

<u>State</u> <u>Expending</u> <u>Agency</u>	<u>Program ID</u>	<u>Award</u> <u>Number</u>	<u>CFDA Number</u>	<u>Award Description</u>	<u>Awarding</u> <u>Federal</u> <u>Agency</u>	<u>Award Amount</u>	<u>Award Amount</u> Allocated to the <u>Pgm ID in</u> <u>Column B</u>	<u>State</u> <u>Appropriation</u> <u>Symbol</u>	<u>Contact Name</u>	<u>Contact</u> <u>Phone</u>	<u>Contact Email</u>
D (TRN)	595/DB	Q100	20.205	FY 2011 STATEWIDE BRIDGE INSPECTION & APPRAISAL (PE)	FHWA	1,078,344.00	1,078,344.00	various	Kam Kin Sin, Scot Urada	587-2226, 587-2222	kam.kin.sin@hawaii.gov, scot.t.urada@hawaii.gov
D (TRN)	595/DB	Q110	20.205	FY 2010 STATEWIDE BRIDGE INSPECTION & APPRAISAL (PE)	FHWA	826,400.00	826,400.00	various	Kam Kin Sin, Scot Urada	587-2226, 587-2222	kam.kin.sin@hawaii.gov, scot.t.urada@hawaii.gov
D (TRN)	595/DB	Q120	20.205	FY 2007 STATEWIDE BRIDGE INSPECTION & APPRAISAL (PE)	FHWA	949,200.00	949,200.00	various	Kam Kin Sin, Scot Urada	587-2226, 587-2222	kam.kin.sin@hawaii.gov, scot.t.urada@hawaii.gov
D (TRN)	595/DB	Q240	20.205	HIGHWAY RESEARCH AND DEVELOPMENT PROGRAM, FY 2010 (RESEARCH)	FHWA	423,200.00	423,200.00	various	Kam Kin Sin, Scot Urada	587-2226, 587-2222	kam.kin.sin@hawaii.gov, scot.t.urada@hawaii.gov
D (TRN)	595/DB	Q240	20.205	STATEWIDE - TRAFFIC COUNTING STATIONS AT VARIOUS LOCATIONS (CON)	FHWA	1,842,103.00	1,842,103.00	various	Kam Kin Sin, Scot Urada	587-2226, 587-2222	kam.kin.sin@hawaii.gov, scot.t.urada@hawaii.gov
D (TRN)	595/DB	Q240	20.205	TECHNOLOGY TRANSFER AND TECHNICAL ASSISTANCE PROGRAM, FY 2010 (RESEARCH)	FHWA	376,800.00	376,800.00	various	Kam Kin Sin, Scot Urada	587-2226, 587-2222	kam.kin.sin@hawaii.gov, scot.t.urada@hawaii.gov
D (TRN)	595/DB	Q240	20.205	TRAFFIC COUNTING STATIONS AT VARIOUS LOCATIONS STATEWIDE, PHASE 2 (P)	FHWA	300,000.00	300,000.00	various	Kam Kin Sin, Scot Urada	587-2226, 587-2222	kam.kin.sin@hawaii.gov, scot.t.urada@hawaii.gov
D (TRN)	595/DB	Q480	20.205	STATEWIDE - DBE SUPPORTIVE SERVICES, FY 2014	FHWA	2,753.00	2,753.00	various	Kam Kin Sin, Scot Urada	587-2226, 587-2222	kam.kin.sin@hawaii.gov, scot.t.urada@hawaii.gov
D (TRN)	595/DB	Q490	20.205	STATEWIDE - JOB READINESS INTERNSHIP PROGRAM, FY 2014	FHWA	385	385	various	Kam Kin Sin, Scot Urada	587-2226, 587-2222	kam.kin.sin@hawaii.gov, scot.t.urada@hawaii.gov
D (TRN)	595/DB	Q550	20.205	FY 2001 STATEWIDE PLANNING AND RESEARCH (SPR) PROGRAM	FHWA	1,131,800.00	1,131,800.00	various	Kam Kin Sin, Scot Urada	587-2226, 587-2222	kam.kin.sin@hawaii.gov, scot.t.urada@hawaii.gov
D (TRN)	595/DB	Q550	20.205	STATE PLANNING AND RESEARCH, FY 2008	FHWA	2,313,875.61	2,313,875.61	various	Kam Kin Sin, Scot Urada	587-2226, 587-2222	kam.kin.sin@hawaii.gov, scot.t.urada@hawaii.gov
D (TRN)	595/DB	Q550	20.205	STATE PLANNING AND RESEARCH, FY 2009	FHWA	591,921.85	591,921.85	various	Kam Kin Sin, Scot Urada	587-2226, 587-2222	kam.kin.sin@hawaii.gov, scot.t.urada@hawaii.gov
D (TRN)	595/DB	Q550	20.205	STATE PLANNING AND RESEARCH, FY 2010	FHWA	1,181,792.00	1,181,792.00	various	Kam Kin Sin, Scot Urada	587-2226, 587-2222	kam.kin.sin@hawaii.gov, scot.t.urada@hawaii.gov
D (TRN)	595/DB	Q550	20.205	STATE PLANNING AND RESEARCH, FY 2011	FHWA	300,000.00	300,000.00	various	Kam Kin Sin, Scot Urada	587-2226, 587-2222	kam.kin.sin@hawaii.gov, scot.t.urada@hawaii.gov
D (TRN)	595/DB	Q550	20.205	STATEWIDE - STATE PLANNING AND RESEARCH, FY 2012	FHWA	3,566.51	3,566.51	various	Kam Kin Sin, Scot Urada	587-2226, 587-2222	kam.kin.sin@hawaii.gov, scot.t.urada@hawaii.gov
D (TRN)	595/DB	Q550	20.205	STATEWIDE; PLANNING & RESEARCH, FY 2005	FHWA	588,128.73	588,128.73	various	Kam Kin Sin, Scot Urada	587-2226, 587-2222	kam.kin.sin@hawaii.gov, scot.t.urada@hawaii.gov
D (TRN)	595/DB	Q560	20.205	FY 2001 STATEWIDE PLANNING AND RESEARCH (SPR) PROGRAM	FHWA	471,200.00	471,200.00	various	Kam Kin Sin, Scot Urada	587-2226, 587-2222	kam.kin.sin@hawaii.gov, scot.t.urada@hawaii.gov
D (TRN)	595/DB	Q560	20.205	STATE PLANNING AND RESEARCH, FY 2007	FHWA	333,157.12	333,157.12	various	Kam Kin Sin, Scot Urada	587-2226, 587-2222	kam.kin.sin@hawaii.gov, scot.t.urada@hawaii.gov
D (TRN)	595/DB	Q560	20.205	STATE PLANNING AND RESEARCH, FY 2008	FHWA	118,000.00	118,000.00	various	Kam Kin Sin, Scot Urada	587-2226, 587-2222	kam.kin.sin@hawaii.gov, scot.t.urada@hawaii.gov
D (TRN)	595/DB	Q560	20.205	STATE PLANNING AND RESEARCH, FY 2009	FHWA	77,762.79	77,762.79	various	Kam Kin Sin, Scot Urada	587-2226, 587-2222	kam.kin.sin@hawaii.gov, scot.t.urada@hawaii.gov

Department of Transportation - Highways Division
Federal Awards

Table 11

<u>State</u> <u>Expending</u> <u>Agency</u>	<u>Program ID</u>	<u>Award</u> <u>Number</u>	<u>CFDA Number</u>	<u>Award Description</u>	<u>Awarding</u> <u>Federal</u> <u>Agency</u>	<u>Award Amount</u>	<u>Award Amount</u> <u>Allocated to the</u> <u>Pgm ID in</u> <u>Column B</u>	<u>State</u> <u>Appropriation</u> <u>Symbol</u>	<u>Contact Name</u>	<u>Contact</u> <u>Phone</u>	<u>Contact Email</u>
D (TRN)	595/DB	Q560	20.205	STATEWIDE - STATE PLANNING AND RESEARCH, FY 2012	FHWA	4.57	4.57	various	Kam Kin Sin, Scot Urada	587-2226, 587-2222	kam.kin.sin@hawaii.gov, scot.t.urada@hawaii.gov
D (TRN)	595/DB	Q560	20.205	STATEWIDE; PLANNING & RESEARCH, FY 2005	FHWA	107,591.65	107,591.65	various	Kam Kin Sin, Scot Urada	587-2226, 587-2222	kam.kin.sin@hawaii.gov, scot.t.urada@hawaii.gov
D (TRN)	595/DB	Q760	20.205	STATEWIDE; DESIGN MANUAL AND STANDARD PLANS UPDATE	FHWA	1,320,000.00	1,320,000.00	various	Kam Kin Sin, Scot Urada	587-2226, 587-2222	kam.kin.sin@hawaii.gov, scot.t.urada@hawaii.gov
D (TRN)	597/AB	2160	20.205	FY 2005 COMMERCIAL DRIVERS LICENSE PROGRAM RECORDS AND MANAGEMENT SYSTEMS REVIEW; HAWAII	FHWA	98,940.00	98,940.00	various	Kam Kin Sin, Scot Urada	587-2226, 587-2222	kam.kin.sin@hawaii.gov, scot.t.urada@hawaii.gov
D (TRN)	597/AB	18X9202100 HI11	20.612	Section 2010 Motorcyclist Safety Grants	DOT	\$ 1,918	\$ 1,918	S-11-206-D	Lianne Yamamoto	587-6315 587-6300	lianne.yamamoto@hawaii.gov
D (TRN)	597/AB	18X9202100 HI12	20.612	Section 2010 Motorcyclist Safety Grants	DOT	\$ 100,000	\$ 100,000	S-12-206-D	Lianne Yamamoto	587-6315 587-6300	lianne.yamamoto@hawaii.gov
D (TRN)	597/AB	18X9204020 HI12	20.600	Section 402 State Highway Safety Programs	DOT	\$ 856,570	\$ 856,570	S-12-206-D	Lianne Yamamoto	587-6315 587-6300	lianne.yamamoto@hawaii.gov
D (TRN)	597/AB	18X9204020 HI13	20.600	Section 402 State Highway Safety Programs	DOT	\$ 1,756,253	\$ 1,756,253	S-13-206-D	Lianne Yamamoto	587-6315 587-6300	lianne.yamamoto@hawaii.gov
D (TRN)	597/AB	18X9204080 HI11	20.610	Section 408 State Traffic Safety Information System Improvement Grants	DOT	\$ 500,000	\$ 500,000	S-11-206-D	Lianne Yamamoto	587-6315 587-6300	lianne.yamamoto@hawaii.gov
D (TRN)	597/AB	18X9204080 HI12	20.610	Section 408 State Traffic Safety Information System Improvement Grants	DOT	\$ 500,000	\$ 500,000	S-12-206-D	Lianne Yamamoto	587-6315 587-6300	lianne.yamamoto@hawaii.gov
D (TRN)	597/AB	18X9204100 HI12	20.601	Section 410 Alcohol-Impaired Driving Countermeasures Incentive Grants	DOT	\$ 950,974	\$ 950,974	S-12-206-D	Lianne Yamamoto	587-6315 587-6300	lianne.yamamoto@hawaii.gov
D (TRN)	597/AB	18X9204580 HI13	20.616	MAP 21 405b Occupant Protection High Belt Use	DOT	\$ 454,872	\$ 454,872	S-13-206-D	Lianne Yamamoto	587-6315 587-6300	lianne.yamamoto@hawaii.gov
D (TRN)	597/AB	18X9204580 HI14	20.616	MAP 21 405b Occupant Protection High Belt Use	DOT	\$ 114,714	\$ 114,714	S-14-206-D	Lianne Yamamoto	587-6315 587-6300	lianne.yamamoto@hawaii.gov
D (TRN)	597/AB	18X9204580 HI14	20.600	Section 402 State Highway Safety Programs	DOT	\$ 496,696	\$ 496,696	S-14-206-D	Lianne Yamamoto	587-6315 587-6300	lianne.yamamoto@hawaii.gov
D (TRN)	597/AB	18X92045C0 HI13	20.616	MAP 21 405c Data Program	DOT	\$ 387,783	\$ 387,783	S-13-206-D	Lianne Yamamoto	587-6315 587-6300	lianne.yamamoto@hawaii.gov
D (TRN)	597/AB	18X92045C0 HI14	20.616	MAP 21 405c Data Program	DOT	\$ 100,668	\$ 100,668	S-14-206-D	Lianne Yamamoto	587-6315 587-6300	lianne.yamamoto@hawaii.gov
D (TRN)	597/AB	18X92045D0 HI13	20.616	MAP 21 405d Impaired Driving Mid	DOT	\$ 1,104,028	\$ 1,104,028	S-13-206-D	Lianne Yamamoto	587-6315 587-6300	lianne.yamamoto@hawaii.gov
D (TRN)	597/AB	18X92045D0 HI14	20.616	MAP 21 405d Impaired Driving Mid	DOT	\$ 314,659	\$ 314,659	S-14-206-D	Lianne Yamamoto	587-6315 587-6300	lianne.yamamoto@hawaii.gov
D (TRN)	597/AB	18X92045F0H I13	20.616	MAP 21 405f Motorcycle Programs	DOT	\$ 34,585	\$ 34,585	S-13-206-D	Lianne Yamamoto	587-6315 587-6300	lianne.yamamoto@hawaii.gov

Department of Transportation - Highways Division
Federal Awards

Table 11

<u>State</u> <u>Expending</u> <u>Agency</u>	<u>Program ID</u>	<u>Award</u> <u>Number</u>	<u>CFDA Number</u>	<u>Award Description</u>	<u>Awarding</u> <u>Federal</u> <u>Agency</u>	<u>Award Amount</u>	<u>Award Amount</u> <u>Allocated to the</u> <u>Pgm ID in</u> <u>Column B</u>	<u>State</u> <u>Appropriation</u> <u>Symbol</u>	<u>Contact Name</u>	<u>Contact</u> <u>Phone</u>	<u>Contact Email</u>
D (TRN)	597/AB	18X92045FOH 114	20.616	MAP 21 405f Motorcycle Programs	DOT	\$ 9,926	\$ 9,926	S-14-206-D	Lianne Yamamoto	587-6315 587-6300	lianne.yamamoto@hawaii.gov
D (TRN)	597/AB	2010DLT0001 8	20.238	Driver License Security	FEMA	\$ 800,677	\$ 800,677	S-XX-203-D	John Lovstedt	692-7657	john.lovstedt@hawaii.gov
D (TRN)	597/AB	21A0	20.205	STATEWIDE, 04/01/90 TO 03/30/92, DEVELOP & ADMINISTER CDL PROGRAM	FHWA	100,000.00	100,000.00	various	Kam Kin Sin, Scot Urada	587-2226, 587-2222	kam.kin.sin@hawaii.gov, scot.t.urada@hawaii.gov
D (TRN)	597/AB	2A20	20.205	STATE OF HAWAII MOTOR CARRIER SAFETY ASSISTANCE PROGRAM, FY 2007	FHWA	700,302.00	700,302.00	various	Kam Kin Sin, Scot Urada	587-2226, 587-2222	kam.kin.sin@hawaii.gov, scot.t.urada@hawaii.gov
D (TRN)	597/AB	2A60	20.205	FY 2006 COMMERCIAL DRIVERS LICENSE PROGRAM RECORDS AND MANAGEMENT SYSTEMS REVIEW; HAWAII	FHWA	150,000.00	150,000.00	various	Kam Kin Sin, Scot Urada	587-2226, 587-2222	kam.kin.sin@hawaii.gov, scot.t.urada@hawaii.gov
D (TRN)	597/AB	5G20	20.205	SOCIAL SECURITY NUMBER VERIFICATION PROJECT; COMMERCIAL DRIVER'S LICENSE (CDL) PROGRAM - HAWAII	FHWA	46,586.37	46,586.37	various	Kam Kin Sin, Scot Urada	587-2226, 587-2222	kam.kin.sin@hawaii.gov, scot.t.urada@hawaii.gov
D (TRN)	597/AB	CD091510000 000	20.232	CDL Improvement Program	FMCSA	\$ 210,000	\$ 210,000	S-XX-203-D	John Lovstedt	692-7655	john.lovstedt@hawaii.gov
D (TRN)	597/AB	CD101510000 000	20.232	CDL Improvement Program	FMCSA	\$ 253,160	\$ 253,160	S-XX-203-D	John Lovstedt	692-7655	john.lovstedt@hawaii.gov
D (TRN)	597/AB	CM10151000 0000	20.238	CDLIS Modernization	FMCSA	\$ 181,566	\$ 181,566	S-XX-203-D	John Lovstedt	692-7656	john.lovstedt@hawaii.gov
D (TRN)	597/AB	EMW2011DL 00024	20.238	Driver License Security	FEMA	\$ 829,473	\$ 829,473	S-XX-203-D	John Lovstedt	692-7658	john.lovstedt@hawaii.gov
D (TRN)	597/AB	EMW-2013- SS-APP- 00003	20.238	Real ID Program	FEMA	\$ 25,000	\$ 25,000	S-XX-203-D	John Lovstedt	692-7655	john.lovstedt@hawaii.gov
D (TRN)	597/AB	FM-CDL-0118- 13-01-00	20.232	CDL Improvement Program	FMCSA	\$ 76,094	\$ 76,094	S-XX-203-D	John Lovstedt	692-7656	john.lovstedt@hawaii.gov
D (TRN)	597/AB	FM-MCG- 0077-12-01- 00	20.218	FY 2012 MCSAP Basic/Incentive	FMCSA	\$ 356,400	\$ 356,400	S-XX-203-D	Susan Chang	692-1657	Susan.Chang@hawaii.gov
D (TRN)	597/AB	HN10	20.205	BLOOD ALCOHOL CONTENT INCENTIVE GRANT SAFETY PROGRAM, 2007	FHWA	189,000.00	189,000.00	various	Kam Kin Sin, Scot Urada	587-2226, 587-2222	kam.kin.sin@hawaii.gov, scot.t.urada@hawaii.gov
D (TRN)	597/AB	HN10	20.205	BLOOD ALCOLHOL CONTENT INCENTIVE GRANT SAFETY PROGRAM, 2006	FHWA	700,000.00	700,000.00	various	Kam Kin Sin, Scot Urada	587-2226, 587-2222	kam.kin.sin@hawaii.gov, scot.t.urada@hawaii.gov
D (TRN)	597/AB	N/A	20.610	Section 408 State Traffic Safety Information System Improvement Grants	DOT	\$ 324,576	\$ 324,576	S-09-206-D	Lianne Yamamoto	587-6315 587-6300	lianne.yamamoto@hawaii.gov

Department of Transportation - Highways Division
Federal Awards

Table 11

<u>State Expending Agency</u>	<u>Program ID</u>	<u>Award Number</u>	<u>CFDA Number</u>	<u>Award Description</u>	<u>Awarding Federal Agency</u>	<u>Award Amount</u>	<u>Award Amount Allocated to the Pgm ID in Column B</u>	<u>State Appropriation Symbol</u>	<u>Contact Name</u>	<u>Contact Phone</u>	<u>Contact Email</u>
D (TRN)	597/AB	N/A	20.610	Section 408 State Traffic Safety Information System Improvement Grants	DOT	\$ 500,000	\$ 500,000	S-10-206-D	Lianne Yamamoto	587-6315 587-6300	lianne.yamamoto@hawaii.gov
D (TRN)	597/AB	QN10	20.205	Blood Alcohol Content Incentive Grant Safety Program, 2002	FHWA	298,000.00	298,000.00	various	Kam Kin Sin, Scot Urada	587-2226, 587-2222	kam.kin.sin@hawaii.gov, scot.t.urada@hawaii.gov
D (TRN)	597/AB	QN10	20.205	BLOOD ALCOHOL CONTENT INCENTIVE GRANT SAFETY PROGRAM, 2007	FHWA	445,000.00	445,000.00	various	Kam Kin Sin, Scot Urada	587-2226, 587-2222	kam.kin.sin@hawaii.gov, scot.t.urada@hawaii.gov
D (TRN)	597/AB	QN10	20.205	BLOOD ALCOLHOL CONTENT INCENTIVE GRANT SAFETY PROGRAM, 2006	FHWA	196,746.00	196,746.00	various	Kam Kin Sin, Scot Urada	587-2226, 587-2222	kam.kin.sin@hawaii.gov, scot.t.urada@hawaii.gov

Department of Transportation - Highways Division
Non-General Fund Listing

Table 12

<u>Name of Fund</u>	<u>Purpose</u>	<u>Statutory Reference</u>	<u>MOF</u>	<u>Beginning FY14 Unencumbered Cash Balance (Note 1)</u>	<u>Estimated FY14 Revenues</u>	<u>Estimated FY14 Expenditures and Encumbrances</u>	<u>Estimated FY14 Net Transfers</u>	<u>Estimated FY14 Ending Unencumbered Cash Balance (Note 1)</u>	<u>Balance in Excess of Program Needs</u>
Revenue Bonds	The funds support the Division's capital improvements program.	ACT 252 SLH 1994 ACT 287 SLH 1996 ACT 116 SLH 1998 ACT 259 SLH 2001	Revenue Bonds Funds	\$ (56,731,801)	\$ 120,000,000	\$ 118,640,326	\$ -	\$ 28,539,940	none
Federal Operating Allotment	The funds support the Division's federal-aid operation and maintenance projects.	FHS Act PL 89-564, 1966/HRS 286-2	Other Federal Funds	\$ 295,479	\$ 15,000,000	\$ 20,425,113	\$ -	\$ 335,731	none
State CIP	The funds support the Division's capital improvements program.	A200/SL 03, A178/SL 05, A200/SL 03	Special Funds	\$ (15,247,314)	\$ -	\$ 20,031,083	\$ -	\$ (16,625,369)	none
Federal CIP	The funds support the Division's federal-aid capital improvements projects.	Title 23 U.S.C. As Amended	Other Federal Funds	\$ (251,971,940)	\$ 123,000,000	\$ 420,243,700	\$ -	\$ (200,670,006)	none
Revolving & OHA	These funds are set up primarily for fiscal accounting and/or operational purposes.	Non Lapsing	Revolving Funds	\$ 39,718,678	\$ 34,205,344	\$ 35,798,292	\$ -	\$ 38,125,730	none
State Operating Allotment	The funds are used for acquisition, planning, design, construction, operation, operation, repair and maintenance of the State Highway System.	HRS 243-4 HRS 249-31 HRS 249-33 ACT 223 SLH 1999	Special Funds	\$ (14,136,577)	\$ 259,070,000	\$ 387,438,037	\$ -	\$ (18,877,338)	none
Operating Trust	These funds (including special deposits) are set up primarily for fiscal accounting and/or operational purposes.	Non Lapsing	Trust Funds	\$ 13,453,095	\$ 2,500,000	\$ 12,390,000	\$ -	\$ 12,845,959	none
Notes: 1. "Unencumbered Cash Balance" equals cash balance minus encumbrances.									

Department of Transportation - Highways Division
Vacancy Summary

Table 13

Prog ID/Org	MOF	All Established Positions					Salaries and Wages		
		Total Permanent FTE	Total Vacant Permanent FTE	Total Temporary FTE	Total Vacant Temporary FTE	% Vacant	Budgeted Amount for All Positions	Budgeted Amount for All Filled Positions	Approximate Vacancy Savings Rate
TRN 501/DC	B	224.00	18.00	0.00	0.00	8.0%	\$ 16,206,984	\$ 15,264,424	5.8%
TRN 511/DD	B	124.00	27.00	0.00	0.00	21.8%	\$ 7,339,580	\$ 5,879,096	19.9%
TRN 531/DF	B	65.00	9.00	0.00	0.00	13.8%	\$ 4,097,135	\$ 3,590,717	12.4%
TRN 531/DM	B	12.00	0.00	0.00	0.00	0.0%	\$ 739,467	\$ 739,467	0.0%
TRN 531/DL	B	4.00	1.00	1.00	0.00	20.0%	\$ 230,881	\$ 182,354	21.0%
TRN 561/DG	B	51.00	3.00	0.00	0.00	5.9%	\$ 3,278,829	\$ 3,133,948	4.4%
TRN 595/DB	B	86.00	9.00	3.00	1.00	11.2%	\$ 7,817,854	\$ 7,060,912	9.7%
TRN 595/DB	N	0.00	0.00	1.00	1.00	100.0%	\$ 115,833	\$ 37,001	68.1%
TRN 595/DB (CIP)*	B	421.00	58.00	0.00	0.00	13.8%	\$ 24,000,000	\$ 20,235,503	15.7%
TRN 595/DB (CIP)	N	0.00	0.00	0.00	0.00	-	\$ -	\$ -	-
TRN 595/DB (CIP)	R	0.00	0.00	0.00	0.00	-	\$ -	\$ -	-
TRN 597/AB	B	35.20	7.00	0.00	0.00	19.9%	\$ 2,421,351	\$ 1,980,317	18.2%
TRN 597/AB	N	6.00	1.00	0.00	0.00	16.7%	\$ 604,302	\$ 528,521	12.5%
TRN 597/AB	P	0.80	0.00	0.00	0.00	0.0%	\$ 41,139	\$ 41,139	0.0%
*FY 14 Budget instructions allows the staffing level at 366 of 421 FTE project funded positions.									
									-
									-
									-
									-
									-
									-
									-
									-
									-
									-
									-

Department of Transportation - Highways Division
Vacant Positions as of November 30

Table 14

Prog ID	Date of Vacancy	Expected Fill Date	Position Number	Position Title	Exempt (Y/N)	SR Level	BU Code	Perm Temp (P/T)	FTE	MOF	Budgeted Amount	Actual Salary Last Paid	Authority to Hire (Y/N)	Occupied by 89 Day Hire (Y/N)	# of 89 Hire Apts	Describe if Filled by other Means	Priority # to Retain
TRN 595/DB	02/01/13	UNK	011782	ENGINEER (CIVIL) V	N	SR-26	13	P	1.00	B	\$64,920	\$55,500	Y	N			1
TRN 595/DB	09/21/10	UNK	006465	ENGINEER (CIVIL) V	N	SR-26	13	P	1.00	P	\$55,500	\$58,766	Y	Y	2		2
TRN 501/DC	01/20/09	UNK	047069	ENGINEER (MECHANICAL) IV	N	SR-24	13	P	1.00	B	\$51,312	\$51,312	Y	N			3
TRN 531/DF	08/01/12	UNK	0116587	PURCHASING TECH I	N	SR-11	03	P	1.00	B	\$37,968	\$28,836	Y	N			4
TRN 511/DD	12/31/12	UNK	045870	ENGINEER (CIVIL) IV	N	SR-24	13	P	1.00	B	\$57,708	\$51,312	Y	N			5
TRN 561/DG	09/03/13	UNK	046333	GENERAL LABORER I	N	BC-02	01	P	1.00	B	\$33,228	\$33,888	Y	N			6
TRN 595/DB	08/12/13	UNK	006468	ENGINEER (ELEC) V	N	SR-26	13	P	1.00	P	\$55,500	\$51,800	Y	N			7
TRN 595/DB	08/01/13	UNK	010441	RIGHT OF WAY AGENT V	N	SR-24	13	P	1.00	P	\$51,312	\$51,312	Y	N			8
TRN 595/DB	09/16/13	UNK	006584	LANDSCAPE ARCHITECT V	N	SR-24	13	P	1.00	P	\$51,312	\$51,312	Y	N			9
TRN 595/DB	06/26/13	UNK	010652	ENGINEER (CIVIL) IV	N	SR-24	13	P	1.00	P	\$51,312	\$51,312	Y	N			10
TRN 595/DB	11/01/11	UNK	010370	ENGINEER (CIVIL) V	N	SR-26	13	P	1.00	P	\$55,500	\$55,500	Y	N			11
TRN 597/AB	08/01/12	UNK	110804	HWY SAFETY SPEC.	N	SR-22	13	P	1.00	N	\$53,352	\$43,296	Y	Y	2		12
TRN 595/DB	09/16/13	UNK	008562	PROCUREMENT & SUPPLY SPEC	N	SR-22	13	P	1.00	B	\$45,576	\$45,576	Y	N			13
TRN 595/DB	03/18/13	UNK	049145	PRE-AUDIT CLERK II	N	SR-13	03	P	1.00	B	\$41,040	\$31,214	Y	N			14
TRN 501/DC	10/01/13	UNK	016842	ENGINEER (CIVIL) V	N	SR-26	23	P	1.00	P	\$55,500	\$55,500	Y	N			15
TRN 595/DB	09/01/10	UNK	022134	ENGINEER (CIVIL) V	N	SR-26	23	P	1.00	P	\$55,500	\$55,500	Y	Y	9		16
TRN 531/DF	11/01/13	UNK	022797	EQUIPMENT OPERATOR II	N	BC-06	01	P	1.00	B	\$38,436	\$39,204	Y	N			17
TRN 595/DB	02/01/13	UNK	007602	ENGINEER (CIVIL) IV	N	SR-24	13	P	1.00	P	\$51,312	\$51,312	Y	N			18
TRN 595/DB	09/04/12	UNK	002499	ENGINEER (CIVIL) IV	N	SR-24	13	P	1.00	P	\$51,312	\$51,312	Y	N			19
TRN 595/DB	12/12/12	UNK	009666	PLANNER V	N	SR-24	13	P	1.00	P	\$51,312	\$51,312	Y	Y	2		20
TRN 511/DD	08/16/12	UNK	007838	DRAFTING TECH VI	N	SR-17	03	P	1.00	P	\$36,516	\$36,516	Y	N			21
TRN 561/DG	09/16/13	UNK	046331	GENERAL LABORER I	N	BC-02	01	P	1.00	B	\$33,228	\$30,322	Y	N			22
TRN 595/DB	08/01/13	UNK	012386	RESEARCH STATISTICIAN III	N	SR-20	13	P	1.00	B	\$45,576	\$42,132	Y	N			23
TRN 595/DB	04/16/12	UNK	010811	RIGHT OF WAY AGENT IV	N	SR-22	13	P	1.00	P	\$45,576	\$45,576	Y	N			24
TRN 595/DB	01/16/13	UNK	007983	ENGINEERING TECH VI	N	SR-17	03	P	1.00	P	\$36,516	\$36,528	Y	N			25
TRN 595/DB	04/12/12	UNK	010452	OFFICE ASSISTANT IV	N	SR-10	03	P	1.00	P	\$27,756	\$25,379	Y	Y	1		26
TRN 511/DD	05/01/12	UNK	002708	HWY MTNCE SUP I	N	F1-05	02	P	1.00	B	\$41,436	\$44,880	Y	N			27
TRN 595/DB	08/01/13	UNK	113225	ENGINEER (CIVIL) V	N	SR-26	13	P	1.00	P	\$55,500	\$55,500	Y	N			28
TRN 595/DB	07/18/11	UNK	010611	ENGINEER (CIVIL) V	N	SR-26	13	P	1.00	P	\$55,500	\$55,500	Y	N			29
TRN 511/DD	06/17/13	UNK	019144	ENGINEER (CIVIL) IV	N	SR-24	13	P	1.00	P	\$51,312	\$51,312	Y	N			30
TRN 531/DF	06/03/13	UNK	011452	EQUIPMENT OPERATOR III	N	BC-09	01	P	1.00	B	\$44,544	\$44,544	Y	N			31
TRN 561/DG	01/10/13	UNK	007943	EQUIPMENT OPERATOR I	N	BC-04	01	P	1.00	B	\$35,544	\$30,784	Y	N			32
TRN 595/DB	01/16/09	UNK	003482	ENGINEER (CIVIL) IV	N	SR-26	13	P	1.00	P	\$55,500	\$55,500	Y	N			33
TRN 561/DG	05/01/13	UNK	006343	ENGINEER (CIVIL) V	N	SR-26	23	P	1.00	P	\$55,500	\$55,500	Y	N			34
TRN 595/DB	10/01/13	UNK	117686	RIGHT OF WAY AGENT V	N	SR-24	13	P	1.00	B	\$67,488	\$51,310	Y	N			35
TRN 501/DC	09/16/13	UNK	001245	TRUCK TRACTOR SEMI-TRAILER	N	BC-08	01	P	1.00	B	\$41,592	\$42,422	Y	N			36
TRN 595/DB	06/18/12	UNK	005319	ENGINEERING TECH IV	N	SR-13	03	P	1.00	P	\$31,212	\$31,212	Y	N			37
TRN 595/DB	07/01/11	UNK	017422	ENGINEERING LAB TECH	N	BC-13	01	P	1.00	P	\$51,576	\$51,576	Y	N			38
TRN 597/AB	10/16/12	UNK	042774	MOT CARRIER SAF OFFCR III	N	SR-18	03	P	1.00	B	\$49,932	\$37,968	Y	N			39
TRN 595/DB	08/19/13	UNK	022133	ENGINEER (CIVIL) V	N	SR-26	23	P	1.00	P	\$55,500	\$55,500	Y	N			40
TRN 595/DB	01/02/13	UNK	043246	ENGINEER (CIVIL) V	N	SR-26	13	P	1.00	B	\$48,048	\$42,249	Y	N			41
TRN 595/DB	10/01/13	UNK	010193	ENGINEER (CIVIL) V	N	SR-26	13	P	1.00	P	\$55,500	\$55,500	Y	N			42
TRN 511/DD	08/16/12	UNK	011860	ENGINEER (CIVIL) IV	N	SR-24	13	P	1.00	P	\$51,312	\$51,312	Y	N			43
TRN 511/DD	05/16/12	UNK	007521	HWY MTNCE SUP I	N	F1-05	02	P	1.00	B	\$41,436	\$44,880	Y	N			44
TRN 595/DB	05/17/12	UNK	006298	HIST RESOURCE SPEC (ARCH)	N	SR-22	13	P	1.00	P	\$45,576	\$45,576	Y	N			45
TRN 561/DG	11/16/12	UNK	006532	HWY CONSTR INSP I	N	SR-12	03	P	1.00	P	\$30,036	\$28,671	Y	N			46
TRN 531/DF	12/17/12	UNK	047365	GENERAL LABORER I	N	BC-02	01	P	1.00	B	\$33,228	\$34,613	Y	N			47
TRN 595/DB	10/16/13	UNK	117685	RIGHT OF WAY AGENT IV	N	SR-22	13	P	1.00	B	\$47,412	\$44,181	Y	Y	1		48
TRN 595/DB	07/16/12	UNK	010646	ENGINEERING TECH VII	N	SR-19	04	P	1.00	P	\$39,480	\$39,480	Y	N			49
TRN 595/DB	03/02/09	UNK	049170	ENGINEER (CIVIL) IV	N	SR-26	23	P	1.00	B	\$51,312	\$55,500	Y	N			50

Department of Transportation - Highways Division
Vacant Positions as of November 30

Table 14

Prog ID	Date of Vacancy	Expected Fill Date	Position Number	Position Title	Exempt (Y/N)	SR Level	BU Code	Perm Temp (P/T)	FTE	MOF	Budgeted Amount	Actual Salary Last Paid	Authority to Hire (Y/N)	Occupied by 89 Day Hire (Y/N)	# of 89 Hire Appts	Describe if Filled by other Means	Priority # to Retain
TRN 501/DC	07/01/13	UNK	010722	TRUCK DRIVER LABORER	N	BC-05	01	p	1.00	B	\$36,960	\$36,960	Y	N			51
TRN 597/AB	06/16/13	UNK	019365	HWY SAFETY SPEC.	N	SR-22	13	P	1.00	B	\$45,576	\$43,296	Y	Y	2		52
TRN 531/DF	04/16/13	UNK	045514	GENERAL LABORER I	N	BC-02	01	P	1.00	B	\$33,228	\$33,496	Y	N			53
TRN 595/DB	08/12/10	UNK	118346	ENGINEER (CIVIL) V	N	SR-26	13	T	1.00	N	\$55,500	\$51,800	Y	N			54
TRN 595/DB	06/15/13	UNK	007682	ENGINEER (CIVIL) IV	N	SR-24	13	P	1.00	P	\$51,312	\$51,312	Y	Y	1		55
TRN 595/DB	08/28/12	UNK	009922	ENGINEER (CIVIL) IV	N	SR-24	13	P	1.00	P	\$51,312	\$51,312	Y	N			56
TRN 595/DB	08/16/11	UNK	008004	ENGINEER (CIVIL) V	N	SR-26	13	P	1.00	P	\$55,500	\$55,500	Y	N			57
TRN 595/DB	07/06/12	UNK	010618	ENGINEER (CIVIL) IV	N	SR-24	13	P	1.00	P	\$51,312	\$52,168	Y	N			58
TRN 501/DC	04/16/13	UNK	016855	HWY CONSTR INSP IV	N	SR-19	03	p	1.00	P	\$39,480	\$39,480	Y	N			59
TRN 501/DC	07/01/13	UNK	011862	ENGINEER (CIVIL) IV	N	SR-24	13	p	1.00	P	\$51,312	\$51,312	Y	N			60
TRN 501/DC	07/18/11	UNK	019155	ENGINEERING TECH V	N	SR-15	03	p	1.00	P	\$33,756	\$33,756	Y	N			61
TRN 595/DB	06/22/13	UNK	003485	LAND BOUNDARY SURVEYOR II	N	SR-20	13	P	1.00	P	\$42,132	\$42,132	Y	N			62
TRN 595/DB	01/16/13	UNK	010095	ENGINEERING TECH VI	N	SR-17	3	P	1.00	P	\$34,692	\$34,704	Y	N			63
TRN 595/DB	08/16/12	UNK	010758	CONTRACT ASSISTANT I	N	SR-13	03	P	1.00	P	\$31,212	\$33,007	Y	Y	2		64
TRN 501/DC	08/31/13	UNK	001247	GENERAL LABORER III	N	WS-03	01	p	1.00	B	\$36,576	\$37,308	Y	N			65
TRN 597/AB	01/01/13	UNK	116906	HWY SAFETY SPEC.	N	SR-22	13	P	1.00	B	\$45,576	\$45,576	Y	N			66
TRN 595/DB	09/04/13	UNK	010679	OFFICE ASSISTANT III	N	SR-08	03	P	1.00	P	\$25,668	\$25,668	Y	N			67
TRN 597/AB	01/01/13	UNK	002625	HWY SAFETY SPEC.	N	SR-22	13	P	1.00	B	\$45,576	\$45,576	Y	N			68
TRN 595/DB	02/08/13	UNK	001274	CONTRACT ASSISTANT I	N	SR-13	03	P	1.00	P	\$31,212	\$31,212	Y	Y	2		69
TRN 561/DG	12/16/11	UNK	007855	ENGINEERING TECH V	N	SR-15	03	P	1.00	P	\$32,064	\$32,064	Y	N			70
TRN 531/DF	04/23/10	UNK	116727	ENGINEER (CIVIL) V	N	SR-26	13	P	1.00	B	\$55,500	\$55,500	Y	N			71
TRN 501/DC	06/21/11	UNK	026746	EQUIPMENT OPERATOR I	N	BC-04	01	p	1.00	B	\$35,544	\$35,544	Y	N			72
TRN 597/AB	05/29/10	UNK	030905	MOT CARRIER SAF OFFCR III	N	SR-18	03	P	1.00	B	\$39,480	\$37,968	Y	N			73
TRN 501/DC	11/01/12	UNK	007603	ENGINEER (CIVIL) IV	N	SR-24	13	p	1.00	P	\$51,312	\$51,312	Y	N			74
TRN 511/DD	06/01/12	UNK	001328	TRAF STRIP MACH OPR II	N	BC-06	01	P	1.00	B	\$38,436	\$38,436	Y	N			75
TRN 531/DF	05/01/13	UNK	006469	ENGINEERING TECH VI	N	SR-17	03	P	1.00	P	\$36,516	\$38,136	Y	N			76
TRN 597/AB	08/01/12	UNK	042771	MOT CARRIER SAF OFFCR III	N	SR-18	03	P	1.00	B	\$51,936	\$37,968	Y	N			77
TRN 501/DC	04/27/12	UNK	011463	GENERAL LABORER II	N	BC-03	01	p	1.00	B	\$34,164	\$34,164	Y	N			78
TRN 511/DD	06/18/12	UNK	001283	GENERAL LABORER I	N	BC-02	01	P	1.00	B	\$33,228	\$33,228	Y	N			79
TRN 511/DD	05/16/08	UNK	003478	GENERAL LABORER I	N	BC-02	01	P	1.00	B	\$33,228	\$33,228	Y	N			80
TRN 501/DC	07/21/13	UNK	047181	TUNNEL SYSTEMS OPERATOR II	N	SR-12	03	p	1.00	B	\$30,036	\$30,036	Y	N			81
TRN 511/DD	03/01/13	UNK	001377	GENERAL LABORER I	N	BC-02	01	P	1.00	B	\$33,228	\$27,690	Y	N			82
TRN 501/DC	08/19/13	UNK	001209	GENERAL LABORER I	N	BC-02	01	p	1.00	B	\$33,228	\$33,228	Y	N			83
TRN 501/DC	03/01/13	UNK	021536	GENERAL LABORER I	N	BC-02	01	P	1.00	B	\$33,228	\$33,228	Y	N			84
TRN 595/DB	07/16/13	UNK	005696	LAND BOUNDARY SURVEYOR II	N	SR-20	13	P	1.00	P	\$42,132	\$42,132	Y	N			85
TRN 597/AB	07/31/13	UNK	034227	MOT CARRIER SAF OFFCR III	N	SR-18	03	P	1.00	B	\$32,424	\$37,968	Y	N			86
TRN 511/DD	02/19/13	UNK	021421	GENERAL LABORER I	N	BC-02	01	P	1.00	B	\$33,228	\$34,615	Y	N			87
TRN 595/DB	08/19/13	UNK	006428	DRAFTING TECH (ENGR) VI	N	SR-17	03	P	1.00	P	\$36,516	\$37,003	Y	N			88
TRN 595/DB	05/11/13	UNK	007489	HIST RESOURCE SPEC (ARCH)	N	SR-22	13	P	1.00	P	\$45,576	\$48,425	Y	N			89
TRN 531/DF	12/31/12	UNK	005307	ENGINEER (CIVIL) IV	N	SR-24	13	P	1.00	P	\$51,312	\$51,312	Y	N			90
TRN 511/DD	08/17/13	UNK	022780	GENERAL LABORER I	N	BC-02	01	P	1.00	B	\$33,228	\$33,230	Y	N			91
TRN 501/DC	08/01/12	UNK	004100	LAND SURVEYOR I	N	SR-18	13	p	1.00	P	\$38,988	\$38,988	Y	N			92
TRN 511/DD	04/02/12	UNK	030968	GENERAL LABORER I	N	BC-02	01	P	1.00	B	\$33,228	\$33,229	Y	N			93
TRN 595/DB	05/01/00	UNK	010190	DRAFTING TECH (ENGR) VI	N	SR-17	03	P	1.00	P	\$36,516	\$36,516	Y	N			94
TRN 511/DD	02/01/12	UNK	030972	GENERAL LABORER I	N	BC-02	01	P	1.00	B	\$33,228	\$33,228	Y	N			95
TRN 531/DF	07/01/13	UNK	002795	LAND SURVEYOR I	N	SR-18	13	P	1.00	P	\$40,548	\$40,548	Y	N			96
TRN 511/DD	08/16/11	UNK	044268	GENERAL LABORER I	N	BC-02	01	P	1.00	B	\$33,228	\$33,228	Y	N			97
TRN 531/DF	12/31/12	UNK	001291	ENGINEER (CIVIL) IV	N	SR-24	13	P	1.00	P	\$51,312	\$51,312	Y	N			98
TRN 501/DC	10/01/09	UNK	007564	DRAFTING TECH (ENGR) III	N	SR-11	03	p	1.00	B	\$31,212	\$28,835	Y	N			99
TRN 501/DC	05/23/12	UNK	047168	TUNNEL MTNCE TECH III	N	BC-15	01	p	1.00	B	\$55,560	\$55,560	Y	N			100

Department of Transportation - Highways Division
 Vacant Positions as of November 30

Table 14

Prog ID	Date of Vacancy	Expected Fill Date	Position Number	Position Title	Exempt (Y/N)	SR Level	BU Code	Perm Temp (P/T)	FTE	MOF	Budgeted Amount	Actual Salary Last Paid	Authority to Hire (Y/N)	Occupied by 89 Day Hire (Y/N)	# of 89 Hire Appts	Describe if Filled by other Means	Priority # to Retain
TRN 531/DF	04/07/01	UNK	011318	ENGINEERING TECH V	N	SR-15	03	P	1.00	P	\$33,756	\$33,756	Y	N			101
TRN 511/DD	11/01/12	UNK	047363	GENERAL LABORER I	N	BC-02	01	P	1.00	B	\$33,228	\$33,228	Y	N			102
TRN 531/DF	07/16/12	UNK	002682	HWY CONSTR INSP III	N	SR-17	03	P	1.00	P	\$36,516	\$33,708	Y	N			103
TRN 511/DD	11/01/12	UNK	001300	AUTO MECH HLPR	N	BC-05	01	P	1.00	B	\$36,960	\$36,960	Y	N			104
TRN 511/DD	11/01/12	UNK	026758	AUTO MECH HLPR	N	BC-05	01	P	1.00	B	\$36,960	\$36,960	Y	N			105
TRN 511/DD	10/16/12	UNK	008612	BRIDGE MTNCE WKR I	N	BC-11	01	P	1.00	B	\$47,928	\$47,928	Y	N			106
TRN 511/DD	09/22/13	UNK	009597	BRIDGE MTNCE WKR I	N	BC-11	01	P	1.00	B	\$47,928	\$47,928	Y	N			107
TRN 511/DD	11/01/13	UNK	001338	EQUIPMENT OPERATOR I	N	BC-04	01	P	1.00	B	\$35,544	\$35,544	Y	N			108
TRN 511/DD	04/16/13	UNK	028536	EQUIPMENT OPERATOR I	N	BC-04	01	P	1.00	B	\$35,544	\$35,544	Y	N			109
TRN 511/DD	04/01/10	UNK	008589	EQUIPMENT OPERATOR III	N	BC-09	01	P	1.00	B	\$44,544	\$44,544	Y	N			110
TRN 511/DD	06/18/12	UNK	001264	TRUCK DRIVER LABORER	N	BC-05	01	P	1.00	B	\$36,960	\$36,960	Y	N			111
TRN 511/DD	08/01/12	UNK	001318	TRUCK DRIVER LABORER	N	BC-05	01	P	1.00	B	\$36,960	\$36,960	Y	N			112
TRN 511/DD	02/16/12	UNK	001330	TRUCK DRIVER LABORER	N	BC-05	01	P	1.00	B	\$36,960	\$36,960	Y	N			113
TRN 511/DD	05/01/12	UNK	001342	TRUCK DRIVER LABORER	N	BC-05	01	P	1.00	B	\$36,960	\$36,960	Y	N			114
TRN 511/DD	08/01/12	UNK	044269	TRUCK DRIVER LABORER	N	BC-05	01	P	1.00	B	\$36,960	\$36,960	Y	N			115
TRN 511/DD	04/16/13	UNK	001207	HEAVY TRUCK DRIVER	N	BC-07	01	P	1.00	B	\$39,972	\$39,972	Y	N			116
TRN 511/DD	06/18/12	UNK	037126	HEAVY TRUCK DRIVER	N	BC-07	01	P	1.00	B	\$39,972	\$39,972	Y	N			117
TRN 595/DB	08/20/13	UNK	118414	ACCOUNTANT (SYS) IV	N	SR-22	13	T	1.00	B	\$45,576	\$45,576	Y	N			118
TRN 501/DC	07/01/13	1/2/2014	001252	TRUCK DRIVER	N	BC-06	01	p	1.00	B	\$38,436	\$38,436	Y	N			F
TRN 501/DC	11/01/12	1/2/2014	006480	ENGINEER (CIVIL) IV	N	SR-24	13	p	1.00	P	\$51,312	\$51,312	Y	N			F
TRN 501/DC	10/17/11	1/2/2014	008008	ENGINEER (CIVIL) V	N	SR-26	13	p	1.00	P	\$55,500	\$55,500	Y	N			F
TRN 501/DC	12/17/12	1/2/2014	010453	PERSONNEL CLERK III	N	SR-09	03	p	1.00	B	\$28,836	\$26,835	Y	N			F
TRN 501/DC	04/01/13	Offered/Pending	015689	GENERAL LABORER II	N	BC-03	01	p	1.00	B	\$34,164	\$34,164	Y	N			F
TRN 501/DC	09/01/12	Offered/Pending	019145	HWY CONSTR INSP IV	N	SR-19	03	p	1.00	P	\$39,480	\$39,480	Y	N			F
TRN 501/DC	06/03/13	1/2/2014	21535	GENERAL LABORER II	N	BC-03	01	p	1.00	B	\$34,164	\$34,164	Y	N			F
TRN 501/DC	10/16/12	1/3/2014	026745	EQUIPMENT OPERATOR I	N	BC-04	01	p	1.00	B	\$35,544	\$35,544	Y	N			F
TRN 501/DC	09/17/12	1/2/2014	047180	TUNNEL SYSTEMS OPERATOR II	N	SR-12	03	p	1.00	B	\$37,968	\$30,036	Y	N			F
TRN 501/DC	05/01/13	2/1/2014	048880	TUNNEL SYSTEMS OPERATOR II	N	SR-12	03	p	1.00	B	\$35,064	\$30,036	Y	N			F
TRN 531/DF	09/01/13	1/2/2014	047331	AUTO MECH I	N	BC-10	01	P	1.00	B	\$46,236	\$46,236	Y	N			F
TRN 531/DF	08/01/13	1/2/2014	010533	GENERAL LABORER II	N	BC-03	01	P	1.00	B	\$34,164	\$34,164	Y	N			F
TRN 531/DF	03/01/13	1/2/2014	025667	JANITOR II	N	BC-02	01	P	1.00	B	\$33,228	\$33,228	Y	Y	4		F
TRN 531/DF	08/31/13	7/16/2013	001168	GENERAL LABORER II	N	BC-03	01	P	1.00	B	\$34,164	\$34,164	Y	N			F
TRN 531/DL	05/11/13	1/2/2014	052849	GENERAL LABORER II	N	BC-03	01	P	1.00	B	\$34,164	\$35,871	Y	N			F
TRN 595/DB	12/01/12	1/2/2014	005023	FISCAL OFFICER I	N	SR-26	13	P	1.00	B	\$75,960	\$55,500	Y	N			F
TRN 595/DB	8/20/2013	Offered/Pending	009921	ENGINEER (CIVIL) V	N	SR-26	13	P	1.00	P	\$55,500	\$56,240	Y	N			F
TRN 595/DB	11/08/12	1/2/2014	010546	ENGINEER (CIVIL) IV	N	SR-24	13	P	1.00	P	\$51,312	\$51,312	Y	N			F

F indicates that the position has been filled and the start date is indicated in the expected fill date column

Department of Transportation - Highways Division
Personnel Separations

Table 15

<u>Prog ID/Org</u>	<u>Separation Date</u>	<u>Position Number</u>	<u>Position Title</u>	<u>Exempt (Y/N)</u>	<u>SR Level</u>	<u>BU Code</u>	<u>T/P</u>	<u>MOF</u>	<u>Budgeted FTE</u>	<u>Budgeted Salary</u>	<u>Actual FTE</u>	<u>Actual Salary</u>
501/DC	08/29/13	001247	General Laborer III	N	WS03	01	P	B	1.00	\$36,576	1.00	\$36,576
501/DC	02/28/13	001251	Truck Driver Laborer	N	BC05	01	P	B	1.00	\$36,960	1.00	\$36,960
501/DC	06/30/13	001252	Truck Driver	N	BC-06	01	P	B	1.00	\$38,436	1.00	\$38,436
501/DC	12/30/12	001254	Truck Driver	N	BC06	01	P	B	1.00	\$38,436	1.00	\$38,436
501/DC	05/31/12	002491	HWY Special Svcs Supervisor	N	F210A	02	P	B	1.00	\$53,760	1.00	\$53,760
501/DC	12/30/11	002509	Const & Maint Supt VI	N	SR26	03	P	B	1.00	\$58,440	1.00	\$60,048
501/DC	07/15/11	004266	Office Assistant III	N	SR08	03	P	B	1.00	\$25,668	1.00	\$24,384
501/DC	12/30/11	010480	Equipment Operator I	N	BC04	01	P	B	1.00	\$35,544	1.00	\$35,544
501/DC	02/29/12	011773	Highway Lighting Worker II	N	WS12	01	P	B	1.00	\$52,704	1.00	\$52,704
501/DC	07/08/11	021383	Highways Lighting Worker I	N	BC12	01	P	B	1.00	\$49,764	1.00	\$49,764
501/DC	05/31/13	021527	General Laborer I	N	BC-02	01	P	B	1.00	\$33,228	1.00	\$33,228
501/DC	02/28/13	021536	General Laborer I	N	BC02	01	P	B	1.00	\$33,228	1.00	\$33,228
501/DC	01/31/12	022786	Light Truck Driver	N	BC04	01	P	B	1.00	\$35,544	1.00	\$35,544
501/DC	12/30/12	028587	Plumber I	N	BC-10	01	P	B	1.00	\$46,236	1.00	\$46,236
501/DC	11/30/11	031504	General Laborer II	N	BC03	01	P	B	1.00	\$34,164	1.00	\$34,164
501/DC	07/31/11	034780	General laborer III	N	WS03	01	P	B	1.00	\$36,576	1.00	\$36,576
501/DC	11/21/11	043856	Office Assistant III	N	SR08	03	P	B	1.00	\$25,668	1.00	\$24,384
501/DC	07/20/13	047181	Tunnel Systems Operator I	N	SR-10	03	P	B	1.00	\$30,036	1.00	\$28,836
501/DC	03/31/12	047185	Tunnel Systems Operator III	N	SR14	03	P	B	1.00	\$32,424	1.00	\$49,932
501/DC	04/30/13	048880	Tunnel Systems Operator II	N	SR-12	03	P	B	1.00	\$35,064	1.00	\$35,064
511/DD	07/31/11	001264	Truck Driver-Laborer	N	BC05	01	P	B	1.00	\$36,960	1.00	\$36,960
511/DD	04/30/12	002708	HWY Maintenance Supervisor I	N	F105	02	P	B	1.00	\$41,436	1.00	\$31,077
511/DD	12/30/11	009176	Bridge Maintenance Worker I	N	BC11	01	P	B	1.00	\$47,928	1.00	\$47,928
511/DD	09/22/13	009597	Bridge Maint Worker I	N	BC11	01	P	B	1.00	\$47,928	1.00	\$47,328
511/DD	07/31/12	010210	Const & Maint Superintendent	N	SR26	04	P	B	1.00	\$58,440	1.00	\$58,440
511/DD	12/30/11	010468	Heavy Veh/Constr Equip Mech	N	BC11	01	P	B	1.00	\$47,928	1.00	\$47,928
511/DD	12/30/12	011488	Bridge Maintenance Worker I	N	BC-11	01	P	B	1.00	\$47,928	1.00	\$47,928
511/DD	08/17/13	022780	General Laborer I	N	BC-02	01	P	B	1.00	\$33,228	1.00	\$33,228
511/DD	12/30/11	028536	Equipment Operator I	N	BC04	01	P	B	1.00	\$35,544	1.00	\$35,544
511/DD	12/30/12	045870	Engineer (Civil) III	N	SR-22	13	P	B	1.00	\$57,708	1.00	\$57,708
531/DF	08/10/12	1151	HWY Const & Mtnc Supr	N	F110	02	P	B	1.00	\$52,548	1.00	\$54,738
531/DF	01/12/12	004121	Account Clerk IV	N	SR13	03	P	B	0.50	\$19,740	0.50	\$14,826
531/DF	11/30/13	010701	Engineer (Civil) VI	N	SR-28	23	P	B	0.50	\$44,424	0.50	\$42,204
531/DF	04/21/13	011406	Office Assistant III	N	SR-08	03	P	B	0.50	\$12,384	0.50	\$12,780
531/DF	10/31/13	022797	Equipment Operator II	N	BC06	01	P	B	1.00	\$38,436	1.00	\$39,204
531/DF	02/28/13	025667	Janitor	N	BC-02	01	P	B	1.00	\$33,228	1.00	\$33,228
531/DF	01/15/12	043290	Automotive Mechanic I	N	BC10	01	P	B	1.00	\$46,236	1.00	\$46,236

Department of Transportation - Highways Division
Personnel Separations

Table 15

<u>Prog ID/Org</u>	<u>Separation Date</u>	<u>Position Number</u>	<u>Position Title</u>	<u>Exempt (Y/N)</u>	<u>SR Level</u>	<u>BU Code</u>	<u>T/P</u>	<u>MOF</u>	<u>Budgeted FTE</u>	<u>Budgeted Salary</u>	<u>Actual FTE</u>	<u>Actual Salary</u>
531/DF	01/16/12	045903	Office Assistant III	N	SR08	03	P	B	1.00	\$32,404	1.00	\$30,804
531/DF	08/31/13	047331	Automotive Mechanic I	N	BC10	01	P	B	1.00	\$46,236	1.00	\$46,236
531/DL	07/31/13	052849	General Laborer II	N	BC03	01	P	B	1.00	\$34,164	1.00	\$34,164
531/DM	11/29/13	012303	General Laborer II	N	BC-02	01	P	B	1.00	\$34,164	1.00	\$34,164
531/DM	11/29/13	012303	General Laborer II	N	BC-02	01	P	B	1.00	\$34,164	1.00	\$34,164
561/DG	12/30/12	001341	Business Services Supervisor	N	SR18	84	P	B	0.50	\$27,006	0.50	\$27,006
561/DG	05/15/12	011453	Heavy Veh/Const Equip Mech I	N	BC11	01	P	B	1.00	\$47,928	1.00	\$43,135
561/DG	04/30/13	022810	General Laborer II	N	BC-03	01	P	B	1.00	\$34,164	1.00	\$34,164
595/DB	03/31/13	001144	HWY Construction Insp IV	N	SR-19	03	P	P	1.00	\$49,932	1.00	\$49,932
595/DB	11/04/12	001248	General Laborer I	N	BC02	01	P	B	1.00	\$33,228	1.00	\$33,228
595/DB	12/30/12	001291	Engineer (Civil) IV	N	SR-24	13	P	P	1.00	\$73,044	1.00	\$73,044
595/DB	12/30/12	001341	Business Services Supervisor	N	SR-18	84	P	P	0.50	\$27,006	0.50	\$27,006
595/DB	01/18/13	002480	Drafting Aid II	N	SR-09	03	P	P	1.00	\$26,700	1.00	\$26,700
595/DB	02/03/13	002502	Engineer (Civil) III	N	SR-22	13	P	P	1.00	\$67,488	1.00	\$67,488
595/DB	06/04/12	002515	Highway Construction Insp I	N	SR12	03	P	P	1.00	\$30,036	1.00	\$27,533
595/DB	06/21/13	002795	Land Surveyor I	N	SR-20	13	P	P	1.00	\$38,988	1.00	\$38,988
595/DB	06/21/13	003485	Land Boundary Surveyor II	N	SR-20	13	P	P	1.00	\$49,332	1.00	\$49,332
595/DB	01/12/12	004121	Account Clerk IV	N	SR13	03	P	P	0.50	\$14,826	0.50	\$14,826
595/DB	10/17/11	004591	Highway Const Inspector II	N	SR14	03	P	P	1.00	\$30,444	1.00	\$30,804
595/DB	04/16/12	004591	HWY Constr Inspector II	N	SR14	03	P	P	1.00	\$32,424	1.00	\$28,371
595/DB	08/08/11	005227	Engineering Program Manager	N	EM08	35	P	B	1.00	\$118,200	1.00	\$93,336
595/DB	12/30/12	005307	Engineer (Civil) III	N	SR-22	13	P	P	1.00	\$57,708	1.00	\$57,708
595/DB	08/31/11	005318	Engineering Technician VII	N	SR19	03	P	P	1.00	\$57,708	1.00	\$57,708
595/DB	11/09/12	005623	Drafting Technician (Eng)	N	SR11	03	P	P	1.00	\$30,036	1.00	\$30,036
595/DB	08/26/12	6144	Engineering Technician VII	N	SR19	03	P	P	1.00	\$39,480	1.00	\$39,480
595/DB	04/30/13	006343	Engineer (Civil) V	N	SR-26	23	P	P	1.00	\$78,984	1.00	\$78,984
595/DB	02/29/12	006460	Land Surveyor I	N	SR18	13	P	P	1.00	\$38,520	1.00	\$38,520
595/DB	09/15/13	006584	Landscape Architect V	N	SR-24	13	P	P	1.00	\$51,312	1.00	\$73,044
595/DB	01/31/13	007602	Engineer (Civil) III	N	SR-22	13	P	P	1.00	\$47,412	1.00	\$47,412
595/DB	06/14/13	007682	Engineer (Civil) III	N	SR-22	13	P	P	1.00	\$49,332	1.00	\$49,332
595/DB	10/31/13	008734	Engineer (Civil) III	N	SR-22	13	P	P	1.00	\$47,000	1.00	\$47,400
595/DB	11/30/12	009666	Planner V	N	SR-24	13	P	P	1.00	\$52,312	1.00	\$52,312
595/DB	08/19/13	009921	Enginner (Civil) V	N	SR-26	13	P	P	1.00	\$75,960	1.00	\$75,960
595/DB	08/27/12	9922	Engineer (Civil) III	N	SR22	13	P	P	1.00	\$45,576	1.00	\$45,576
595/DB	04/30/12	010179	Engineer (Civil) IV	N	SR-24	13	P	P	1.00	\$55,500	1.00	\$41,625
595/DB	07/31/13	010441	Right Of Way Agent V	N	SR-24	23	P	P	1.00	\$67,488	1.00	\$67,488

Department of Transportation - Highways Division
Personnel Separations

Table 15

<u>Prog ID/Org</u>	<u>Separation Date</u>	<u>Position Number</u>	<u>Position Title</u>	<u>Exempt (Y/N)</u>	<u>SR Level</u>	<u>BU Code</u>	<u>T/P</u>	<u>MOF</u>	<u>Budgeted FTE</u>	<u>Budgeted Salary</u>	<u>Actual FTE</u>	<u>Actual Salary</u>
595/DB	04/11/12	010452	Office Assistant IV	N	SR-10	03	P	P	1.00	\$28,836	1.00	\$21,627
595/DB	11/29/13	010534	Engineer (Civil) V	N	SR-26	23	P	P	1.00	\$55,500	1.00	\$55,500
595/DB	11/07/12	010546	Engineer (Civil) III	N	SR22	13	P	P	1.00	\$47,412	1.00	\$47,412
595/DB	05/15/12	010551	Engineer (Civil) III	N	SR22	13	P	P	1.00	\$45,576	1.00	\$41,018
595/DB	07/05/12	010618	Engineer (Civil) III	N	SR22	13	P	P	1.00	\$45,576	1.00	\$49,212
595/DB	07/22/11	010656	Engineeering Aid I	N	SR07	04	P	P	1.00	\$23,412	1.00	\$23,412
595/DB	09/03/13	10679	Office Assistant III	N	SR-08	03	P	P	1.00	\$26,700	1.00	\$26,700
595/DB	02/28/13	010679	Office Assistant III	N	SR-08	03	P	P	1.00	\$39,480	1.00	\$39,480
595/DB	11/30/13	010701	Engineer (Civil) VI	N	SR-28	23	P	P	0.50	\$42,204	0.50	\$42,204
595/DB	09/15/11	010717	Office Assistant III	N	SR08	03	P	P	1.00	\$24,384	1.00	\$24,384
595/DB	08/15/12	10758	Contracts Assistant I	N	SR13	03	P	P	1.00	\$31,212	1.00	\$33,162
595/DB	04/15/12	010811	Right of Way Agent IV	N	SR-22	13	P	P	1.00	\$45,576	1.00	\$34,182
595/DB	04/21/13	011406	Office Assistant III	N	SR-08	03	P	P	0.50	\$12,780	0.50	\$12,780
595/DB	11/15/13	011437	Land Surveyor I	N	SR-18	13	P	P	1.00	\$40,020	1.00	\$40,020
595/DB	11/15/13	011437	Land Surveyor I	N	SR-18	13	P	P	1.00	\$40,020	1.00	\$40,020
595/DB	06/28/13	011862	Engineer (Civil) III	N	SR-22	13	P	P	1.00	\$60,024	1.00	\$60,024
595/DB	11/30/12	012387	Research Statistician IV	N	SR22	23	P	B	1.00	\$67,488	1.00	\$67,488
595/DB	09/30/12	015021	Right of Way Agent IV	N	SR22	13	P	P	1.00	\$53,352	1.00	\$53,352
595/DB	12/31/11	16842	Engineer (Civil) V	N	SR26	23	P	P	1.00	\$64,116	1.00	\$64,116
595/DB	09/30/13	16842	Engineer (Civil) V	N	SR-26	13	P	P	1.00	\$55,500	1.00	\$73,044
595/DB	12/31/12	016844	Engineer (Civil) V	N	SR-26	13	P	P	1.00	\$64,920	1.00	\$64,920
595/DB	04/15/13	016885	HWY Construction Inspector III	N	SR-17	03	P	P	1.00	\$54,012	1.00	\$54,012
595/DB	03/01/12	017417	Engineering Aid III	N	SR11	03	P	P	1.00	\$28,836	1.00	\$28,836
595/DB	08/31/12	019145	HWY Construction Insp IV	N	SR19	03	P	P	1.00	\$42,684	1.00	\$42,684
595/DB	12/30/11	021385	Equal Employment Coordinator	N	SR22	13	P	P	1.00	\$52,728	1.00	\$52,728
595/DB	08/30/13	021576	Janitor II	N	BC-02	01	P	P	1.00	\$33,228	1.00	\$33,228
595/DB	08/15/11	022428	Purchasing Technician I	N	SR11	03	P	B	1.00	\$36,516	1.00	\$34,692
595/DB	09/01/12	22428	Purchasing Technician I	N	SR11	03	P	B	1.00	\$36,516	1.00	\$38,038
595/DB	11/29/13	112492	Information Tech Spec V	N	SR-24	13	P	B	1.00	\$60,024	1.00	\$60,024
597/AB	07/31/13	034227	Motor Carrier Safety Officer I	N	SR-14	03	P	B	1.00	\$32,424	1.00	\$33,756
597/AB	12/30/12	042770	Motor Carrier Safety Officer III	N	SR-18	03	P	B	1.00	\$51,936	1.00	\$51,936
597/AB	09/30/12	042775	Motor Carrier Safety Off I	N	SR14	03	P	B	1.00	\$32,424	1.00	\$32,424
597/AB	12/30/12	042776	Motor Carrier Safety Officer III	N	SR-18	03	P	B	1.00	\$49,932	1.00	\$49,932
597/AB	07/31/12	110804	Highway Safety Specialist	N	SR22	13	P	N	1.00	\$53,352	1.00	\$53,352
597/AB	08/31/11	113178	Highways Safety Specialist	N	SR22	13	P	N	1.00	\$45,576	1.00	\$64,116

Department of Transportation - Highways Division
New Hires

Table 16

Prog ID/Org	New Hire Effective Date	Position Number	Position Title	Exempt (Y/N)	SR Level	BU Code	T/P	MOF	Budgeted FTE	Budgeted Salary	Actual FTE	Actual Salary
501/DC	06/03/13	001178	General Laborer I	N	BC-02	01	P	B	1.00	\$33,228	1.00	\$33,228
501/DC	06/18/12	001189	General Laborer I	N	BC-02	01	P	B	1.00	\$33,228	1.00	\$33,228
501/DC	08/01/12	001194	General Laborer	N	BC-02	01	P	B	1.00	\$33,228	1.00	\$33,228
501/DC	01/14/13	001206	General Laborer II	N	BC-3	01	P	B	1.00	\$34,164	1.00	\$34,164
501/DC	10/01/13	001206	General Laborer II	N	BU-01	01	P	B	1.00	\$34,164	1.00	\$34,848
501/DC	05/16/13	001228	Mason Helper	N	BC-05	01	P	B	1.00	\$36,960	1.00	\$36,960
501/DC	10/01/12	001248	General Laborer I	N	BC-02	01	P	B	1.00	\$33,228	1.00	\$24,640
501/DC	10/01/12	001248	General Laborer I	N	BC-02	01	P	B	1.00	\$33,228	1.00	\$33,228
501/DC	06/03/13	001248	General Laborer I	N	BC-02	01	P	B	1.00	\$33,228	1.00	\$33,228
501/DC	03/16/12	001319	General Laborer I	N	BC-02	01	P	B	1.00	\$33,228	1.00	\$33,228
501/DC	10/16/12	001365	General Laborer I	N	BC-02	01	P	B	1.00	\$33,228	1.00	\$33,228
501/DC	03/09/12	004266	Office Assistant III	N	SR-08	03	P	B	1.00	\$25,668	1.00	\$25,688
501/DC	06/18/12	009781	Light Truck Driver	N	BC-04	01	P	B	1.00	\$35,544	1.00	\$35,544
501/DC	11/05/12	010503	Personnel Clerk III	N	SR-09	03	P	B	1.00	\$26,700	1.00	\$26,700
501/DC	02/01/12	010721	General Constr & Maint Supv I	N	F-110	02	P	B	1.00	\$50,520	1.00	\$48,800
501/DC	04/16/13	011178	General Laborer I	N	BC-02	01	P	B	1.00	\$33,228	1.00	\$33,228
501/DC	02/01/13	011179	General Laborer II	N	BC-03	01	P	B	1.00	\$34,164	1.00	\$34,164
501/DC	08/15/13	11612	Automotive Mechanic Helper	N	BC-05	01	P	B	1.00	\$36,960	1.00	\$36,960
501/DC	11/01/12	011618	HWY Lighting Worker I	N	BC-12	01	P	B	1.00	\$49,764	1.00	\$49,764
501/DC	10/16/12	011620	Electrician Helper	N	BC-05	01	P	B	1.00	\$36,960	1.00	\$36,960
501/DC	06/18/12	011773	Highway Lighting Worker II	N	WS-12	01	P	B	1.00	\$52,704	1.00	\$52,704
501/DC	05/07/12	021383	Highway Lighting Worker I	N	BC-12	01	P	B	1.00	\$49,764	1.00	\$49,764
501/DC	10/17/11	022785	Plumber II	N	WS-10	01	P	B	1.00	\$48,960	1.00	\$52,044
501/DC	08/01/12	022786	Light Truck Driver	N	BC-04	01	P	B	1.00	\$35,544	1.00	\$35,544
501/DC	05/01/13	026737	General Laborer I	N	BC-02	01	P	B	1.00	\$33,228	1.00	\$33,228
501/DC	02/01/13	026739	General Laborer I	N	BC-02	01	P	B	1.00	\$33,228	1.00	\$33,228
501/DC	01/02/13	026740	General Laborer I	N	BC-02	01	P	B	1.00	\$33,228	1.00	\$33,228
501/DC	08/22/12	028588	Plumber I	N	BU-10	01	P	B	1.00	\$46,236	1.00	\$46,236
501/DC	07/16/13	031504	General Laborer II	N	BC-03	01	P	B	1.00	\$34,164	1.00	\$34,164
501/DC	10/16/12	031505	General Laborer I	N	BC-02	01	P	B	1.00	\$33,228	1.00	\$33,228
501/DC	08/16/12	036422	Plumber I	N	BU-10	01	P	B	1.00	\$46,236	1.00	\$46,236
501/DC	10/17/11	042921	General Laborer I	N	BC-02	01	P	B	1.00	\$33,228	1.00	\$33,228
501/DC	04/02/12	043856	Office Assistant III	N	SR-08	03	P	B	1.00	\$25,668	1.00	\$25,668
501/DC	12/18/12	047181	Tunnel Systems Operator I	N	SR-10	03	P	B	1.00	\$30,036	1.00	\$27,756
501/DC	03/16/12	047182	Tunnel Systems Operator I	N	SR-10	03	P	B	1.00	\$27,756	1.00	\$27,756
501/DC	05/01/13	110289	Highway Construction Inspector IV	N	SR-19	03	P	B	1.00	\$39,480	1.00	\$39,480
501/DC	04/23/12	111519	Office Assistant III	N	SR-08	03	P	B	1.00	\$25,668	1.00	\$25,668
511/DD	03/18/13	001267	Equipment Operator I	N	BC-04	01	P	B	1.00	\$35,544	1.00	\$35,544
511/DD	08/10/12	001362	General Laborer I	N	BU-02	01	P	B	1.00	\$33,228	1.00	\$33,228

Department of Transportation - Highways Division
New Hires

Table 16

Prog ID/Org	New Hire Effective Date	Position Number	Position Title	Exempt (Y/N)	SR Level	BU Code	T/P	MOF	Budgeted FTE	Budgeted Salary	Actual FTE	Actual Salary
511/DD	02/16/12	007518	Heavy Vehicle Constr Equip Mech I	N	BC-11	01	P	B	1.00	\$47,928	1.00	\$47,928
511/DD	10/01/12	009597	Bridge Maintenance Worker I	N	BC-11	01	P	B	1.00	\$47,928	1.00	\$47,928
511/DD	12/16/11	010150	Office Assistant IV	N	SR10	03	P	B	0.50	\$14,268	0.50	\$15,018
511/DD	09/17/12	030969	General Laborer I	N	BC-02	01	P	B	1.00	\$33,228	1.00	\$33,228
511/DD	03/18/13	030970	Equipment Operator I	N	BC-04	01	P	B	1.00	\$35,544	1.00	\$35,544
531/DF	04/01/13	001147	Equipment Operator I	N	BC-04	01	P	B	1.00	\$35,544	1.00	\$35,544
531/DF	07/16/13	001168	General Laborer II	N	BC-03	01	P	B	1.00	\$34,164	1.00	\$34,164
531/DF	07/01/13	001169	General Laborer II	N	BC-03	01	P	B	1.00	\$34,164	1.00	\$34,164
531/DF	03/16/12	001172	General Laborer II	N	BC-03	01	P	B	1.00	\$34,164	1.00	\$34,164
531/DF	09/16/13	009975	Auto Mech I	N	BC-10	01	P	B	1.00	\$46,236	1.00	\$46,236
531/DF	10/07/13	011406	Office Assistant III	N	SR-08	03	P	B	0.50	\$12,834	0.50	\$12,828
531/DF	09/16/13	016942	Auto Mech Helper	N	BC-05	01	P	B	1.00	\$36,960	1.00	\$38,988
531/DF	06/17/13	022801	General Laborer II	N	BC-03	01	P	B	1.00	\$34,164	1.00	\$34,164
531/DF	06/18/12	045506	Equipment Operator III	N	BU-01	01	P	B	1.00	\$44,544	1.00	\$44,544
531/DF	05/01/12	045903	Office Assistant III	N	SR-08	03	P	B	1.00	\$25,668	1.00	\$25,688
531/DF	07/16/13	047366	General Laborer II	N	BC-03	01	P	B	1.00	\$34,164	1.00	\$34,164
531/DF	12/17/12	047656	Equipment Operator II	N	BC-06	01	P	B	1.00	\$27,636	1.00	\$38,436
531/DL	02/19/13	010090	Equipment Operator I	N	BC-04	01	P	B	1.00	\$35,544	1.00	\$35,544
531/DL	01/16/13	052849	General Laborer II	N	BC-03	01	P	B	1.00	\$34,164	1.00	\$34,164
531/DM	02/01/12	001148	General Laborer II	N	BC-03	01	P	B	1.00	\$34,164	1.00	\$34,164
531/DM	05/01/13	001175	Truck Driver	N	BC-06	01	P	B	1.00	\$38,436	1.00	\$38,436
531/DM	05/16/13	012303	General Laborer II	N	BC-03	01	P	B	1.00	\$34,164	1.00	\$34,164
531/DM	05/01/13	022777	General Laborer II	N	BC-03	01	P	B	1.00	\$34,164	1.00	\$34,164
561/DG	01/02/13	001332	HWY Const & Maint Supv II	N	F-110	02	P	B	1.00	\$50,520	1.00	\$50,520
561/DG	05/16/13	001341	Business Services Supervisor	N	SR-18	84	P	B	0.50	\$27,006	0.50	\$18,984
561/DG	05/01/13	001361	Heavy Veh/Const Equip Mech I	N	BC-11	01	P	B	1.00	\$47,928	1.00	\$47,928
561/DG	03/19/113	011453	Heavy Veh/Constr Equip Mech I	N	BC-11	01	P	B	1.00	\$47,928	1.00	\$47,928
561/DG	11/01/12	045447	Office Assistant III	N	SR-08	03	P	B	1.00	\$27,756	1.00	\$35,064
561/DG	09/16/11	046329	General Laborer I	N	BU-01	01	P	B	1.00	\$33,228	1.00	\$33,228
561/DG	01/03/12	046331	General Laborer I	N	BU01	01	P	B	1.00	\$33,228	1.00	\$33,228
561/DG	03/16/12	046333	General Laborer I	N	BC-02	01	P	B	1.00	\$33,228	1.00	\$33,228
595/DB	06/04/13	000394	Engineering Aid III	N	SR-11	03	P	P	1.00	\$36,516	1.00	\$36,516
595/DB	10/01/13	001144	Highway Construction Inspector I	N	SR-12	03	P	P	1.00	\$30,036	1.00	\$30,036
595/DB	05/16/13	001341	Business Services Supervisor	N	SR-18	84	P	P	0.50	\$18,984	0.50	\$18,984
595/DB	01/11/12	002480	Drafting Aid II	N	SR09	03	P	P	1.00	\$25,368	1.00	\$25,368
595/DB	10/16/13	002480	Drafting Technician (Engineering) II	N	SR-11	03	P	P	1.00	\$28,836	1.00	\$28,836
595/DB	12/01/11	002490	Engineer (Civil) III	N	SR22	13	P	P	1.00	\$43,296	1.00	\$43,296
595/DB	09/23/13	002496	Hwy Construction Inspector I	N	SR-12	03	P	P	1.00	\$30,036	1.00	\$30,036
595/DB	02/06/12	002499	Engineer (Civil) IV	N	SR-24	13	P	P	1.00	\$48,744	1.00	\$48,744

Department of Transportation - Highways Division
New Hires

Table 16

Prog ID/Org	New Hire Effective Date	Position Number	Position Title	Exempt (Y/N)	SR Level	BU Code	T/P	MOF	Budgeted FTE	Budgeted Salary	Actual FTE	Actual Salary
595/DB	06/03/13	002502	Engineer (Civil) IV	N	SR-24	13	P	P	1.00	\$51,312	1.00	\$51,312
595/DB	07/01/13	002503	HWY Construction Inspector I	N	SR-12	03	P	P	1.00	\$30,036	1.00	\$30,036
595/DB	01/16/13	002515	Highway Construction Inspector I	N	SR-12	03	P	P	1.00	\$30,036	1.00	\$30,036
595/DB	01/17/12	002515	Highway Construction Inspector I	N	SR12	03	P	P	1.00	\$28,536	1.00	\$28,536
595/DB	06/01/12	002519	Engineer (Civil) III	N	SR-22	13	P	P	1.00	\$50,388	1.00	\$45,576
595/DB	04/16/12	003376	Land Surveyor I	N	SR-13	13	P	P	1.00	\$38,988	1.00	\$38,998
595/DB	12/01/11	003486	Office Assistant III	N	SR08	03	P	P	1.00	\$28,536	1.00	\$28,536
595/DB	01/04/12	003814	Engineer (Civil) III	N	SR22	13	P	P	1.00	\$43,296	1.00	\$43,296
595/DB	01/16/13	004591	Highway Construction Inspector I	N	SR-12	03	P	P	1.00	\$30,036	1.00	\$30,036
595/DB	09/07/12	005283	Right of Way Agent V	N	SR-24	13	P	P	1.00	\$51,312	1.00	\$51,312
595/DB	10/16/13	005623	Drafting Technician (Engineering) II	N	SR-11	03	P	P	1.00	\$28,836	1.00	\$28,836
595/DB	04/02/12	006144	Engineering Technician VII	N	SR-19	03	P	P	1.00	\$39,480	1.00	\$39,480
595/DB	10/01/13	006144	Engineering Technician VII	N	SR-19	03	P	P	1.00	\$44,412	1.00	\$44,412
595/DB	02/01/12	006428	Drafting Aid II	N	SR-09	03	P	P	1.00	\$25,368	1.00	\$25,368
595/DB	08/27/12	006462	Highway Construction Inspector I	N	SR-12	03	P	P	1.00	\$30,036	1.00	\$30,036
595/DB	10/16/13	006484	Engineer (Civil) V	N	SSR-26	13	P	P	1.00	\$55,500	1.00	\$55,500
595/DB	08/01/11	006531	Land Surveyor II	N	SR-20	13	P	P	1.00	\$40,020	1.00	\$40,020
595/DB	06/25/12	006749	Auditor IV	N	SR-22	13	P	B	1.00	\$45,576	1.00	\$45,576
595/DB	12/03/12	007489	Historic Resources Specialist	N	SR-22	13	P	P	1.00	\$45,576	1.00	\$45,576
595/DB	09/23/13	007663	Engineer (Civil) I	N	SR-18	13	P	P	1.00	\$38,988	1.00	\$38,988
595/DB	11/16/12	007671	Engineering Technician VI	N	SR-17	03	P	P	1.00	\$36,516	1.00	\$36,516
595/DB	01/16/13	007674	Highway Construction Inspector I	N	SR-12	03	P	P	1.00	\$30,036	1.00	\$30,036
595/DB	02/01/12	007674	Highway Construction Inspector I	N	SR-12	03	P	P	1.00	\$28,536	1.00	\$28,536
595/DB	08/01/13	007684	Engineer (Civil) I	N	SR-18	13	P	P	1.00	\$38,988	1.00	\$38,988
595/DB	04/02/12	007991	Engineering Technician V	N	SR-15	03	P	P	1.00	\$33,756	1.00	\$33,756
595/DB	02/16/12	008506	Engineer (Civil) III	N	SR-22	13	P	P	1.00	\$43,296	1.00	\$43,296
595/DB	08/16/11	008651	Land Surveyor II	N	SR-20	13	P	P	1.00	\$40,020	1.00	\$40,020
595/DB	11/26/12	008730	Engineer (Civil) V	N	SR-26	13	P	P	1.00	\$55,500	1.00	\$55,500
595/DB	06/12/12	008734	Engineer (Civil) III	N	SR-22	13	P	P	1.00	\$50,388	1.00	\$45,576
595/DB	12/16/11	009657	Engineer (Civil) VI	N	SR28	13	P	P	1.00	\$81,156	1.00	\$81,156
595/DB	08/05/13	009920	Engineer (Civil) I	N	SR-18	13	P	P	1.00	\$38,988	1.00	\$38,988
595/DB	06/25/12	009922	Engineer (Civil) III	N	SR-22	13	P	P	1.00	\$50,388	1.00	\$45,576
595/DB	01/19/12	009970	Abstractor VI	N	SR15	03	P	P	1.00	\$32,064	1.00	\$32,064
595/DB	11/01/12	010143	Office Assisant III	N	SR-08	03	P	P	1.00	\$25,668	1.00	\$25,668
595/DB	12/16/11	010150	Office Assistant IV	N	SR10	03	P	P	0.50	\$14,268	0.50	\$14,268
595/DB	11/01/12	010167	Office Assistant III	N	SR-08	03	P	P	1.00	\$25,668	1.00	\$25,668
595/DB	08/19/13	010173	Drafting Technicin (Engineering) III	N	SR-11	03	P	P	1.00	\$28,836	1.00	\$28,836
595/DB	11/01/12	010193	Engineer (Civil) V	N	SR-26	13	P	P	1.00	\$55,500	1.00	\$55,500
595/DB	06/03/13	010207	Drafting Tech (Structural) III	N	BC-03	03	P	P	1.00	\$28,836	1.00	\$28,836

Department of Transportation - Highways Division
New Hires

Table 16

Prog ID/Org	New Hire Effective Date	Position Number	Position Title	Exempt (Y/N)	SR Level	BU Code	T/P	MOF	Budgeted FTE	Budgeted Salary	Actual FTE	Actual Salary
595/DB	02/16/12	010367	Engineer (Civil) III	N	SR-22	13	P	P	1.00	\$43,296	1.00	\$43,296
595/DB	08/02/11	010534	Engineer (Civil) V	N	SR-26	13	P	P	1.00	\$52,728	1.00	\$52,728
595/DB	03/01/13	010551	Engineer (Civil) IV	N	SR-24	13	P	P	1.00	\$51,312	1.00	\$51,312
595/DB	10/03/12	010574	Land Boundary Surveyor I	N	SR-18	13	P	P	1.00	\$38,988	1.00	\$38,988
595/DB	03/04/13	010575	Land Boundary Surveyor	N	SR-18	13	P	P	1.00	\$38,988	1.00	\$38,988
595/DB	03/16/12	10587	Drafting Aid II	N	SR-09	03	P	P	1.00	\$26,700	1.00	\$26,700
595/DB	05/16/13	010606	Engineer (Civil) IV	N	SR-24	01	P	P	1.00	\$51,312	1.00	\$51,312
595/DB	02/16/12	010618	Engineer (Civil) III	N	SR-22	13	P	P	1.00	\$43,296	1.00	\$43,296
595/DB	08/01/13	010679	Office Assistant III	N	SR-08	03	P	P	1.00	\$25,668	1.00	\$25,668
595/DB	02/01/13	010717	Office Assistant III	N	SR-08	03	P	P	1.00	\$32,424	1.00	\$32,424
595/DB	02/01/12	010758	Contracts Assistant I	N	SR-13	03	P	P	1.00	\$29,652	1.00	\$29,652
595/DB	07/12/11	010826	Secretary IV	N	SR-18	63	P	B	1.00	\$37,968	1.00	\$36,072
595/DB	08/19/13	011239	Engineer (Civil) I	N	SR-18	13	P	P	1.00	\$38,988	1.00	\$38,988
595/DB	08/01/13	011239	Engineer (Civil) I	N	SR-18	13	P	P	1.00	\$38,988	1.00	\$38,988
595/DB	10/07/13	011406	Office Assistant III	N	SR-08	03	P	P	0.50	\$12,834	1.00	\$12,828
595/DB	07/09/13	011787	Engineer (Civil) II	N	SR-20	13	P	P	1.00	\$42,132	1.00	\$42,132
595/DB	06/03/13	011859	Engineer (Civil) III	N	SR-20	13	P	P	1.00	\$42,132	1.00	\$42,132
595/DB	06/17/13	015021	Right of Way Agent IV	N	SR-22	13	P	P	1.00	\$45,576	1.00	\$45,576
595/DB	12/16/11	016854	Engineer (Civil) III	N	SR22	13	P	P	1.00	\$48,744	1.00	\$48,744
595/DB	11/01/12	016857	HWY Construction Inspector I	N	SR-12	03	P	P	1.00	\$30,036	1.00	\$30,036
595/DB	04/02/12	016858	Engineer (Civil) IV	N	SR-24	13	P	P	1.00	\$64,980	1.00	\$51,312
595/DB	08/31/12	017417	Engineering Aid III	N	SR-11	03	P	P	1.00	\$28,836	1.00	\$28,836
595/DB	11/26/12	019141	Engineer (Civil) IV	N	SR-24	13	P	P	1.00	\$51,312	1.00	\$51,312
595/DB	06/26/12	019143	Engineer (Civil) III	N	SR-22	13	P	P	1.00	\$50,388	1.00	\$45,576
595/DB	08/14/12	021385	Civil Rights Specialist IV	N	SR-22	01	P	P	1.00	\$62,424	1.00	\$62,424
595/DB	08/20/12	021576	Janitor II	N	BC-02	01	P	P	1.00	\$33,228	1.00	\$33,228
595/DB	09/11/12	022135	Engineer (Civil) V	N	SR-26	13	P	P	1.00	\$55,500	1.00	\$55,500
595/DB	03/21/13	022428	Purchasing Technician I	N	SR-11	03	P	B	1.00	\$36,516	1.00	\$28,836
595/DB	09/01/11	022428	Land Surveyor I	N	SR-18	13	P	P	1.00	\$37,044	1.00	\$37,044
595/DB	02/01/13	039575	Land Surveyor I	N	SR-18	13	P	P	1.00	\$38,988	1.00	\$38,988
595/DB	11/19/12	040887	HWY Construction Inspector I	N	SR-12	03	P	P	1.00	\$30,036	1.00	\$30,036
595/DB	04/01/12	111433	Office Assistant IV	N	SR-10	03	P	B	1.00	\$27,756	1.00	\$27,756
595/DB	10/15/12	118383	Information Tech Spec IV	N	SR-22	13	T	B	1.00	\$45,576	1.00	\$45,576
595/DB	01/24/12	118414	Accountant (Systems) IV	N	SR22	13	T	B	1.00	\$45,576	0.20	\$8,659
595/DB	10/01/13	120540	Office Assistant III	N	SR-08	03	P	P	1.00	\$25,668	1.00	\$25,668
597/AB	01/16/13	028809	Motor Carrier Safety Officer I	N	SR-14	03	P	B	1.00	\$56,172	1.00	\$32,424
597/AB	01/16/13	034227	Motor Carrier Safety Officer I	N	SR-14	03	P	B	1.00	\$32,424	1.00	\$32,424
597/AB	08/22/12	039575	Motor Carrier Safety Officer I	N	SR-14	03	P	B	1.00	\$37,968	1.00	\$32,424
597/AB	01/16/13	039575	Motor Carrier Safety Officer I	N	SR-14	03	P	B	1.00	\$37,968	1.00	\$32,424

Department of Transportation - Highways Division
New Hires

Table 16

<u>Prog ID/Org</u>	<u>New Hire Effective Date</u>	<u>Position Number</u>	<u>Position Title</u>	<u>Exempt (Y/N)</u>	<u>SR Level</u>	<u>BU Code</u>	<u>T/P</u>	<u>MOF</u>	<u>Budgeted FTE</u>	<u>Budgeted Salary</u>	<u>Actual FTE</u>	<u>Actual Salary</u>
597/AB	08/16/11	042764	Motor Carrier Safety Officer I	N	SR-14	03	P	B	1.00	\$32,424	1.00	\$30,552
597/AB	11/18/13	042764	Motor Carrier Safety Officer I	N	SR-13	03	P	B	1.00	\$32,424	1.00	\$32,424
597/AB	11/16/11	042769	Motor Carrier Safety Officer I	N	SR-14	03	P	B	1.00	\$32,424	1.00	\$30,804
597/AB	09/16/13	042769	Motor Carrier Safety Officer III	N	SR-18	03	P	B	1.00	\$32,424	1.00	\$39,480
597/AB	11/16/11	042772	Motor Carrier Safety Officer I	N	SR-14	03	P	B	1.00	\$32,424	1.00	\$30,804
597/AB	11/16/11	042775	Motor Carrier Safety Officer I	N	SR-14	03	P	B	1.00	\$32,424	1.00	\$30,804
597/AB	11/18/13	042775	Motor Carrier Safety Officer I	N	SR-13	03	P	B	1.00	\$32,424	1.00	\$32,424
597/AB	11/18/13	042776	Motor Carrier Safety Officer I	N	SR-13	03	P	B	1.00	\$32,424	1.00	\$32,424
597/AB	08/16/11	042777	Motor Carrier Safety Officer I	N	SR-14	03	P	B	1.00	\$49,932	1.00	\$30,804
597/AB	09/03/13	113178	Hwy Safety Spec	N	SR-22	13	P	B	1.00	\$32,424	1.00	\$45,576

Department of Transportation - Highways Division
 Unauthorized Positions

Table 17

<u>Prog ID/Org</u>	<u>Date Established</u>	<u>Legal Authority</u>	<u>Position Number</u>	<u>Position Title</u>	<u>Exempt (Y/N)</u>	<u>SR Level</u>	<u>BU Code</u>	<u>T/P</u>	<u>MOF</u>	<u>FTE</u>	<u>Annual Salary</u>	<u>Filled (Y/N)</u>	<u>Occupied by 89 Day Hire (Y/N)</u>
none													

Department of Transportation - Highways Division
Overtime Expenditures

Table 18

Prog ID	Program Title	MOF	FY12 (actual)			FY13 (actual)			FY14 (estimated)			FY15 (budgeted)		
			Base Salary \$\$\$\$	Overtime \$\$\$\$	Overtime Percent	Base Salary \$\$\$\$	Overtime \$\$\$\$	Overtime Percent	Base Salary \$\$\$\$	Overtime \$\$\$\$	Overtime Percent	Base Salary \$\$\$\$	Overtime \$\$\$\$	Overtime Percent
TRN 501/DC	Oahu Highways	B	\$ 17,202,279	\$ 1,222,501	7.1%	\$ 16,871,510	\$ 1,521,794	9.0%	\$ 16,206,984	\$ 1,175,000	7.2%	\$ 16,206,984	\$ 1,175,000	7.2%
TRN 501/DC	Oahu Highways	V	\$ 93,946	\$ 7,714	8.2%	\$ -	\$ 4,693	Exceeded	\$ -	\$ -	0.0%	\$ -	\$ -	0.0%
TRN 511/DD	Hawaii Highways	B	\$ 7,062,821	\$ 241,328	3.4%	\$ 6,134,777	\$ 238,401	3.9%	\$ 7,339,580	\$ 275,000	3.7%	\$ 7,339,580	\$ 275,000	3.7%
TRN 531/DF	Maui Highways - Maui Office	B	\$ 4,222,245	\$ 75,264	1.8%	\$ 3,384,516	\$ 94,534	2.8%	\$ 4,097,135	\$ 150,000	3.7%	\$ 4,136,713	\$ 150,000	3.6%
TRN 531/DM	Maui Highways - Molokai Office	B	\$ 638,354	\$ 2,273	0.4%	\$ 390,539	\$ 4,492	1.2%	\$ 739,467	\$ 9,000	1.2%	\$ 739,467	\$ 9,000	1.2%
TRN 531/DL	Maui Highways - Lanai Office	B	\$ 184,740	\$ 85	0.0%	\$ 150,326	\$ 189	0.1%	\$ 230,881	\$ 1,000	0.4%	\$ 230,881	\$ 1,000	0.4%
TRN 561/DG	Kauai Highways	B	\$ 3,316,484	\$ 263,876	8.0%	\$ 2,993,082	\$ 260,035	8.7%	\$ 3,278,829	\$ 180,000	5.5%	\$ 3,278,829	\$ 180,000	5.5%
TRN 595/DB	Highways Administration	B	\$ 7,023,616	\$ 189,442	2.7%	\$ 6,836,978	\$ 238,628	3.5%	\$ 7,817,854	\$ 350,000	4.5%	\$ 7,887,854	\$ 350,000	4.4%
TRN 595/DB	Highways Administration	N	\$ 57,116	\$ -	0.0%	\$ 117,313	\$ 1,080	0.9%	\$ 115,833	\$ 10,000	8.6%	\$ 115,833	\$ 10,000	8.6%
TRN 595/DB (CIP)	Highways Administration	B	\$ 8,084,171	\$ 487,785	6.0%	\$ 6,552,685	\$ 480,945	7.3%	\$ 10,946,887	\$ 423,382	3.9%	\$ 11,841,651	\$ 423,382	3.6%
TRN 595/DB (CIP)	Highways Administration	N	\$ 6,964,833	\$ 14,450	0.2%	\$ 5,484,289	\$ 283	0.0%	\$ 5,473,444	\$ 211,691	3.9%	\$ 5,920,826	\$ 211,691	3.6%
TRN 595/DB (CIP)	Highways Administration	R	\$ -	\$ 9,267	Exceeded	\$ -	\$ -	0.0%	\$ -	\$ -	0.0%	\$ -	\$ -	0.0%
TRN 597/AB	Highways Safety	B	\$ 2,497,891	\$ 6,865	0.3%	\$ 2,284,303	\$ 10,164	0.4%	\$ 2,421,351	\$ 70,029	2.9%	\$ 2,421,351	\$ 70,029	2.9%
TRN 597/AB	Highways Safety	N	\$ 31,306	\$ -	0.0%	\$ 2,533	\$ -	0.0%	\$ 604,302	\$ 30,000	5.0%	\$ 604,302	\$ 30,000	5.0%
TRN 597/AB	Highways Safety	P	\$ -	\$ -	0.0%	\$ -	\$ -	0.0%	\$ 41,139	\$ -	0.0%	\$ 41,139	\$ -	0.0%

Department of Transportation - Highways Division
Overpayments

Table 19

<u>Employee Name</u>	<u>Date of Over- payment</u>	<u>Gross Amount Overpaid</u>	<u>Amount Recovered</u>	<u>Balance</u>	<u>Category</u>				<u>Reason for Overpayment</u>	<u>Referred to Attorney General</u>
					<u>Employed</u>		<u>Not Employed</u>			
					<u>Occurred > 2 Years</u>	<u>Occurred < 2 Years</u>	<u>Occurred > 2 Years</u>	<u>Occurred < 2 Years</u>		
[REDACTED]	12/20/1999	\$ 1,846.14	\$ 525	\$ 1,321.14			\$ 1,321.14		lwop	no
[REDACTED]	12/20/1994	\$ 725.36	\$ -	\$ 725.36			\$ 725.36		lwop	no
[REDACTED]	12/20/1994	\$ 109.94	\$ -	\$ 109.94			\$ 109.94		lwop	no
[REDACTED]	12/20/2003	\$ 46.33	\$ -	\$ 46.33			\$ 46.33		lwop	no
[REDACTED]	12/20/2000	\$ 212.26	\$ -	\$ 212.26			\$ 212.26		lwop	no
[REDACTED]	12/20/1992	\$ 874.28	\$ -	\$ 874.28			\$ 874.28		lwop	no

Department of Transportation - Highways Division
Contract Costs

Table 20

Prog ID	MOF	Frequency		Max Value	Outstanding Balance	Term of Contract			Organization	Category E/L/P/C/ G/S	Description	Method and Frequency of Monitoring	POS Y/N
		Amount	(M/A/O)			Date Executed	From	To					
TRN 501	B	As billed	M	\$ 130,283	\$ 37,529	9/13/2010			Windwardside Recovery & Towing LLC	S	Furnishing of Vhicle Towing Services for the Wilson Tunnel	State Proj. Mgr.	Y
TRN 501	B	As billed	M	\$ 201,306	\$ 15,261	2/9/2011			Samson Naupoto dba Best Samaritan Contractor	S	Furnishing Drain Inspection and Cleaning Services, H-2- Freeway	State Proj. Mgr.	Y
TRN 501	B	As billed	M	\$ 187,000	\$ 10,518	8/16/2012			Samson Faalatahetau Naupoto dba Best Samaritan Contractor	S	FURNISHING STORM DRAIN OUTFALL CLEANING, ISLAND OF OAHU	State Proj. Mgr.	Y
TRN 501	B	As billed	M	Price List	Price List	4/26/2002			Honblue, Inc.	S	Furnishing and Delivering Reproducible Plan Copies and Plan Prints	State Proj. Mgr.	Y
TRN 501	B	As billed	M	Price List	Price List	4/5/2012			FREDIE MANEJA DBA LUI'S TIRE SERVICE	S	Furnishing Tire Services for State Highway Vehicles and Equipment, Island of Oahu	State Proj. Mgr.	Y
TRN 501	B	As billed	M	Price List	Price List	4/9/2012			Pacific Commercial Services, LLC	S	Furnishing Environmental Response Services on State Highways and Rights of Way Areas, Island of Oahu	State Proj. Mgr.	Y
TRN 501	B	As billed	M	\$ 240,534	\$ 240,534	5/23/2008			B. Hayman Co. (Hawaii), Ltd.	G	Furnishing and Delivering Motor Vehicles, Trailers, and Equipment for DOT- Highways Division	State Proj. Mgr.	N
TRN 501	B/N	As billed	M	\$ 6,294,471	\$ 1,017,849	7/22/2008			Telvent USA Corporation formerly known as Telvent Farradyne Inc.	S	Demonstration Freeway Service Patrols	State Proj. Mgr.	Y
TRN 501	B/N	As billed	M	\$ 464,467	\$ 464,467	8/16/2012			Video Warehouse Inc. dba The Audio Visual Company	G	Freeway Management System, Phase 1B, Traffic Operations Center, Unit 5A: Videowall	State Proj. Mgr.	Y
TRN 501	B/N	As billed	M	\$ 3,293,802	\$ 2,188,704	12/31/2012			Delcan Corporation	S	REQUEST FOR PROPOSALS, FFY 2012 FREEWAY SERVICE PATROL, H-1, H-2, H-3 AND H-201, ISLAND OF OAHU	State Proj. Mgr.	Y
TRN 501	B	As billed	M	\$ 32,500	\$ 1,056	8/12/1999			Steven's Super service, Inc.	S	Furnishing Vehicle Towing Service, H-1 Contra Flow Zipper Lane, Manager's Drive to Keehi Interchange	State Proj. Mgr.	Y
TRN 501	B	As billed	M	\$ 131,807	\$ 14,791	1/21/2000			Philip Services Hawaii, Ltd.	S	Pumping of Underground Holding Tanks, Interstate Route H-3 Freeway, Harano Tunnel	State Proj. Mgr.	Y

Department of Transportation - Highways Division
Contract Costs

Table 20

Prog ID	MOF	Amount	(M/A/O)	Max Value	Outstanding Balance	Date Executed	From	To	Organization	E/L/P/C/ G/S	Description	Frequency of Monitoring	POS Y/N
TRN 501	B	As billed	M	\$ 85,256	\$ 1,408	4/17/2000			Unitek Solvent Services, Inc.	S	Clean, Remove and Dispose of Hazardous Materials from all Baseyards in Hawaii District	State Proj. Mgr.	Y
TRN 501	B	As billed	M	\$ 3,159,147	\$ 88,828	4/10/2006			Kleen Sweeps Inc.	S	Furnishing Street Sweeping Services, Island of Oahu	State Proj. Mgr.	Y
TRN 501	B	As billed	M	\$ 1,608,254	\$ 117,031	8/29/2006			Smalt & Company, Inc.	S	Maintenance of Landscaped Areas, H-1 Freeway, Middle Street to Ainakoa Avenue	State Proj. Mgr.	Y
TRN 501	B	As billed	M	\$ 884,626	\$ 241,472	4/4/2007			Hawaiian Telcom, Inc.	S	Maintenance and Repair of Highway Emergency Telephones	State Proj. Mgr.	Y
TRN 501	B	As billed	M	\$ 1,305,195	\$ 70,738	10/17/2007			Masterguard, Inc.	S	Furnishing Security Guard Services for Oahu District Administration Office, Kakoi and Keehi Baseyards	State Proj. Mgr.	Y
TRN 501	B	As billed	M	\$ 268,531	\$ 2,747	12/14/2007			Windwardside Recovery & Towing LLC	S	Furnishing of Vehicle Towing Service	State Proj. Mgr.	Y
TRN 501	B	As billed	M	\$ 271,350	\$ 42,012	2/5/2008			Kone, Inc.	S	Maintenance of Elevators, Interstate Route H-3 Freeway, Harano Tunnel	State Proj. Mgr.	Y
TRN 501	B	As billed	M	\$ 520,000	\$ 57,005	4/6/2009			Imua Landscaping Co., Inc.	S	Maintenance of Landscaped Areas, Franklin D. Roosevelt Avenue, Coral Sea and Enterprise Avenue	State Proj. Mgr.	Y
TRN 501	B	As billed	M	\$ 79,944	\$ 2,692	5/26/2009			Finance & Leasing Ltd. dba 24 Haul It All	S	Furnishing of Vehicle Towing Service for Wilson Tunnel	State Proj. Mgr.	Y
TRN 501	B	As billed	M	\$ 3,450,669	\$ 588,107	6/23/2009			H.T.M. Contractors, Inc.	S	Furnishing Street Sweeping Services	State Proj. Mgr.	Y
TRN 501	B	As billed	M	\$ 862,328	\$ 342,534	11/25/2009			General Electric International, Inc. dba GE Energy	S	Maintenance of Electrical Equipment at Interstate Route H-3 Freeway, Harano Tunnel	State Proj. Mgr.	Y
TRN 501	B	As billed	M	\$ 361,800	\$ 112,164	3/21/2011			Smalt & Company, Inc.	S	Maintenance of Landscaped Areas, H-3 Freeway, Kailua Interchange to MCBH Main Gate, and Mokapu Saddle road, Mikiola to Vicinity of North Kalaheo Avenue and Kailua Road, Kalaniana'ole Highway to Kawainui Bridge	State Proj. Mgr.	Y
TRN 501	B	As billed	M	\$ 310,200	\$ 98,280	2/16/2011			Smalt & Company, Inc.	S	Maintenance of Landscaped Areas, H-3 Freeway, Halekou Interchange to Kailua Interchange	State Proj. Mgr.	Y
TRN 501	B	As billed	M	\$ 383,400	\$ 202,494	6/6/2011			Smalt & Company, Inc.	S	Maintenance of Landscaped Areas, Moanalua Freeway, Middle Street to Halawa Interchange	State Proj. Mgr.	Y

Department of Transportation - Highways Division
Contract Costs

Table 20

<u>Prog ID</u>	<u>MOF</u>	<u>Amount</u>	<u>(M/A/O)</u>	<u>Max Value</u>	<u>Outstanding Balance</u>	<u>Date Executed</u>	<u>From</u>	<u>To</u>	<u>Organization</u>	<u>E/L/P/C/ G/S</u>	<u>Description</u>	<u>Frequency of Monitoring</u>	<u>POS Y/N</u>
TRN 501	B	As billed	M	\$ 610,497	\$ 239,651	7/6/2011			Smalt & Company Inc.	S	Maintenance of Landscaped Areas Nimitz Highway, Kalihi Stream to Richards Street, Ala Moana Blvd, Richards Street to Kalakaua Ave; and Sand Island Access Road, Nimitz Highway to Auiki Street	State Proj. Mgr.	Y
TRN 501	B	As billed	M	\$ 878,448	\$ 298,162	7/6/2011			Smalt & Company, Inc.	S	Maintenance of Landscaped Areas, Kalaniana'ole Highway, Ainakoa Avenue to Hanauma Bay Entrance	State Proj. Mgr.	Y
TRN 501	B	As billed	M	\$ 1,250,875	\$ 625,644	8/4/2011			Intergraph Corporation	S	Furnishing CDS/GIS Maintenance Services	State Proj. Mgr.	Y
TRN 501	B	As billed	M	\$ 906,795	\$ 422,849	8/2/2011			Smalt & Company, inc.	S	Maintenance of Landscaped Areas, H-1 Freeway, Middle Street to Ainakoa Ave.	State Proj. Mgr.	Y
TRN 501	B	As billed	M	\$ 132,378	\$ 57,147	9/27/2011			Hawaii Industrial Services, Ltd.	S	Pumping of Underground Holding Tanks Interstate Route H-3 Freeway Harano Tunnel	State Proj. Mgr.	Y
TRN 501	B	As billed	M	\$ 272,263	\$ 57,147	10/7/2011			Hawaii Industrial Services, Ltd.	S	Furnish Drain Inspection and Cleaning Services	State Proj. Mgr.	Y
TRN 501	B	As billed	M	\$ 475,602	\$ 40,258	11/4/2011			Iki Contracting, Inc.	S	Furnish Drain Inspection and Cleaning Services	State Proj. Mgr.	Y
TRN 501	B	As billed	M	\$ 202,167	\$ 66,452	11/4/2011			Iki Contracting, Inc.	S	Furnishing Drain Inspection and Cleaning Services	State Proj. Mgr.	Y
TRN 501	B	As billed	M	\$ 625,732	\$ 353,686	11/7/2012			Alii Security Systems, Inc.	S	Furnishing Security Guard Services for Oahu District Administration Office, Kakoi and Keehi Baseyards, Island of Oahu	State Proj. Mgr.	Y
TRN 501	B	As billed	M	\$ 272,600	\$ 37,636	12/17/2012			ZIP U THERE INC.	S	Furnishing and Maintaining Traffic Control, Nimitz Highway Contra-Flow Lane, Waikiki Bound, Sand Island Access Road to Pacific Street, District of Honolulu, Island of Oahu	State Proj. Mgr.	Y
TRN 501	B	As billed	M	\$ 105,799	\$ 37,734	1/14/2013			Schindler Elevator Corporation	S	Maintenance of Elevators, Interstate Route H-3 Freeway Harano Tunnel	State Proj. Mgr.	Y
TRN 501	B	As billed	M	\$ 220,168	\$ 860,767	1/17/2013			GP Roadway Solutions, Inc.	S	Furnishing and Maintaining Traffic Control, Lunalilo Street On-Ramp to H-1 Freeway; Kamehameha Highway to Pali Highway, Honolulu Bound and Vineyard Boulevard to Punchbowl Street East Bound, Right Turn Lane	State Proj. Mgr.	Y

Department of Transportation - Highways Division
Contract Costs

Table 20

Prog ID	MOF	Amount	(M/A/O)	Max Value	Outstanding Balance	Date Executed	From	To	Organization	E/L/P/C/ G/S	Description	Frequency of Monitoring	POS Y/N
TRN 501	B	As billed	M	\$ 565,255	\$ 66,409	1/25/2013			Samson Faalatahetau Naupoto dba Best Samaritan Contractor	S	Furnishing Drain Inspection and Cleaning Services	State Proj. Mgr.	Y
TRN 501	B	As billed	M	\$ 288,000	\$ 132,948	2/12/2003			Imua Landscaping Co., Inc.	S	Maintenance fo Landscaped Areas, Halawa Interchange	State Proj. Mgr.	Y
TRN 501	B	As billed	M	\$ 25,000	\$ 13,600	3/6/2013			Windwardside Recovery & Towing LLC	S	Furnishing of Vehicle Towing Service for the Pali Tunnel, Island of Oahu	State Proj. Mgr.	Y
TRN 501	B	As billed	M	\$ 261,444	\$ 178,846	4/18/2013			Island Landscaping and Maintenance, Inc.	S	Maintenance of Landscaped Areas H-3 Freeway, Vicinity of Halawa Quarry to Halekou Interchange	State Proj. Mgr.	Y
TRN 501	B	As billed	M	\$ 168,000	\$ 134,275	4/30/2013			LPN Landscaping & Tree Service, LLC	S	Maintenance of Landscaped Areas, Waiawa Interchange	State Proj. Mgr.	Y
TRN 501	B	As billed	M	\$ 218,516	\$ 177,666	5/2/2013			Samson F. Naupoto dba Best Samaritan Contractor	S	Furnishing Drain Inspection and Cleaning Services	State Proj. Mgr.	Y
TRN 501	B	As billed	M	\$ 145,980	\$ 104,482	4/30/2013			Paradise Landscape Maintenance, Inc.	S	Maintenance of Landscaped Areas, H-2 Freeway, Wilikina Drive abd Kunia Road, Waikakalaua Stream Bridge to Kaukonahua Stream Bridge and Wilikina Drive to WAAF Kunia Gate	State Proj. Mgr.	Y
TRN 501	B	As billed	M	\$ 188,400	\$ 138,630	6/4/2013			The Hawaii National Landscape, Inc.	S	Maintenance of Landscaped Areas, H-1 Freeway, Salt Lake Boulevard to Puuloa Road	State Proj. Mgr.	Y
TRN 501	B	As billed	M	\$ 168,000	\$ 113,915	6/4/2013			The Hawaii National Landscape, Inc.	S	Maintenance of Landscaped Areas, H-1 Freeway, Waikele Stream Bridge to Palailai Interchange	State Proj. Mgr.	Y
TRN 501	B	As billed	M	\$ 302,650	\$ 302,650	8/14/2013			Island Landscaping and Maintenance, Inc.	S	Maintenance of Landscaped Areas and Maintenance, Repair and Inspection of Irrigation and Pump System, Fort Weaver Road, Hanakahi Street to Vicinity of Fort Weaver Interchange, District of Ewa, Island of Oahu	State Proj. Mgr.	Y
TRN 501	B	As billed	M	\$ 169,914	\$ 162,237	8/30/2013			Paradise Landscape Maintenance, Inc.	S	Maintenance of Landscaped Areas and Maintenance, Repair and Inspection of Irrigation System H-1 Freeway, Waiiau Interchange to Aiea Strem	State Proj. Mgr.	Y

Department of Transportation - Highways Division
Contract Costs

Table 20

<u>Prog ID</u>	<u>MOF</u>	<u>Amount</u>	<u>(M/A/O)</u>	<u>Max Value</u>	<u>Outstanding Balance</u>	<u>Date Executed</u>	<u>From</u>	<u>To</u>	<u>Organization</u>	<u>E/L/P/C/ G/S</u>	<u>Description</u>	<u>Frequency of Monitoring</u>	<u>POS Y/N</u>
TRN 501	B	As billed	M	\$ 152,400	\$ 152,400	9/6/2013			Sunshine Landscape Company, Incorporated	S	Maintenance of Landscaped Areas and Maintenance, Repair and Inspection of Irrigation Systemm, Keehi Interchange and Puuloa Roadm, Nimitz Highway to Salt Lake Boulevard	State Proj. Mgr.	Y
TRN 501	B	As billed	M	Price List	Price List	5/8/2000			Honblue, Inc.	S	Furnishing and Delivering Reproducible Plan Copies and Plan Prints	State Proj. Mgr.	Y
TRN 501	B	As billed	M	Price List	Price List	9/14/2000			Landscape Hawaii, Inc.	S	Palm Tree Trimming at Various Locations	State Proj. Mgr.	Y
TRN 501	B	As billed	M	Price List	Price List	9/18/2000			Glad's Landscaping & Tree Trimming, Inc.	S	Trimming of Various Trees	State Proj. Mgr.	Y
TRN 501	B	As billed	M	Price List	Price List	1/3/2001			Fredie Maneja dba Lui's Tire Service	S	Furnishing Tire Services for State Highway Vehicles and Equipment	State Proj. Mgr.	Y
TRN 501	B	As billed	M	Price List	Price List	2/10/2003			Glad's Landscaping & Tree Trimming, Inc.	S	Trimming of Various Trees, Island of Oahu	State Proj. Mgr.	Y
TRN 501	B	As billed	M	Price List	Price List	2/10/2003			Love's Landscaping Co., Inc.	S	Trimming of Various Trees, Oahu	State Proj. Mgr.	Y
TRN 501	B	As billed	M	Price List	Price List	6/17/2005			Fredie Maneja dba Lui's Tire Service	S	Furnishing Tire Services for State Highway Vehicles and Equipments	State Proj. Mgr.	Y
TRN 501	B	As billed	M	Price List	Price List	5/19/2004			All Tree Services, Inc.	S	Palm Tree Trimming at Various Locations, Island of Oahu	State Proj. Mgr.	Y
TRN 501	B	As billed	M	Price List	Price List	6/15/2005			Islandwide Landscaping, Inc.	S	Trimming of Various Trees, Island of Oahu	State Proj. Mgr.	Y
TRN 501	B	As billed	M	Price List	Price List	1/23/2009			Fredie Maneja dba Lui's Tire Service	S	Furnishing Tire Services for State Highway Vehicles and Equipments, Island of Oahu	State Proj. Mgr.	Y
TRN 501	B	As billed	M	Price List	Price List	9/19/2006			H. T. M. Contractors, Inc.	S	Palm Trimming at Various Locations	State Proj. Mgr.	Y
TRN 501	B	As billed	M	Price List	Price List	4/10/2007			Imua Landscaping Co., Inc.	S	Trimming of Various Trees	State Proj. Mgr.	Y
TRN 501	B	As billed	M	Price List	Price List	6/19/2007			GP Roadway Solutions, Inc.	S	Furnish Highway Traffic Control and Safety Measures	State Proj. Mgr.	Y
TRN 501	B	As billed	M	Price List	Price List	1/23/2009			Fredie D. Maneja dba Lui's Tire Service	S	Furnishing Tire Services for State Highway Vehicles and Equipment	State Proj. Mgr.	Y
TRN 501	B	As billed	M	Price List	Price List	4/13/2009			Pacific Commercial Services, LLC	S	Furnishing Environmental Response Services on State Highways and Rights-of-Way Areas	State Proj. Mgr.	Y

Department of Transportation - Highways Division
Contract Costs

Table 20

Prog ID	MOF	Amount	(M/A/O)	Max Value	Outstanding Balance	Date Executed	From	To	Organization	E/L/P/C/ G/S	Description	Frequency of Monitoring	POS Y/N
TRN 501	B	As billed	M	Price List	Price List	4/15/2010			H.T.M. Contractors, Inc.	S	Furnishing Refuse Collection and Disposal Service at Various Locations	State Proj. Mgr.	Y
TRN 501	B	As billed	M	Price List	Price List	4/22/2010			Penn Trim & Cut landscape/Janitorial Svc	S	Furnishing Vehicle Cleaning Services and Operation, Maintenance and Pumping Services for the Landa Wash Water Treatment System	State Proj. Mgr.	Y
TRN 501	B	As billed	M	Price List	Price List	10/3/2011			Hawaii Industrial Services, Inc.	S	Furnishing Vehicle Cleaning Services and Operation, Maintenance and Pumping Services for the Landa Wash-Water Treatment System	State Proj. Mgr.	Y
TRN 501	B	As billed	M	Price List	Price List	12/15/2011			Honolulu Disposal Service, Inc.	S	Furnishing Refuse Collection and Disposal Service at Various Locations, Island of Oahu	State Proj. Mgr.	Y
TRN 501	B	As billed	M	Price List	Price List	4/30/2013			LPN Landscaping & Tree Service LLC (formely Lauro C. Nilo dba LPN Landscaping)	S	Tree Trimming and Removal at Various Locations on State Highways, Island of Oahu	State Proj. Mgr.	Y
TRN 501	B	As billed	M	Price List	Price List	11/2/2012			Quintin C. Nilo dba Nilo Landscape Co.	S	TREE TRIMMING AND REMOVAL AT VARIOUS LOCATIONS ON STATE HIGHWAYS, ISLAND OF OAHU	State Proj. Mgr.	Y
TRN 501	B	As billed	M	Price List	Price List	7/26/2011			H.T.M. Contractors, Inc.	S	Palm Pruning and Removal at Various Locations on State Highways	State Proj. Mgr.	Y
TRN 501	B	As billed	M	\$ 94,657	\$ 238,021	11/9/2012			Smalt & Company, Inc.	S	Maintenance of Landscaped Areas, H-2 Freeway, Waiawa Interchange to Waikakalua Bridge	State Proj. Mgr.	Y
TRN 501	B	\$ 3,766,030	M	\$33,300,000	\$10,633,970	10/26/2009			ENVIROSERVICES & TRAINING	S	EPA COMPLIANCE PROJECT#HWY-OM-2009-46	State Proj. Mgr.	Y
TRN 501	B	As billed	M	\$ 1,800,000	\$ 178,981	2/21/2012			PARSONS BRINCKERHOFF, INC.	S	EPA PUBLIC EDUCATION & TRAINING PROGRAM OAHU PROJ #HWY-DS-EPA-01	State Proj. Mgr.	Y
TRN 511	B	As billed	M	\$ 100,156	\$ 100,156	7/12/2013			Stertil-Koni USA, Inc.	G	Furnishing and Delivering Motor Vehicles, Utility Tractors, Trailers and Equipment for DOT-Highways Division, Islands of Hawaii, Maui, Molokai and Kauai	State Proj. Mgr.	N
TRN 511	B	As billed	M	Price List	Price List	6/6/2011			Aloha Security, Inc.	S	FURNISHING HIGHWAY TRAFFIC CONTROL, ISLAND OF HAWAII	State Proj. Mgr.	Y
TRN 511	B	As billed	M	Price List	Price List	10/23/2007			GP Roadway Solutions, Inc.	S	Furnishing Highway Traffic Control	State Proj. Mgr.	Y
TRN 511	B	As billed	M	Price List	Price List	10/23/2007			Aloha Security, Inc.	S	Furnishing Highway Traffic Control	State Proj. Mgr.	Y

Department of Transportation - Highways Division
Contract Costs

Table 20

Prog ID	MOF	Amount	(M/A/O)	Max Value	Outstanding Balance	Date Executed	From	To	Organization	E/L/P/C/ G/S	Description	Frequency of Monitoring	POS Y/N
TRN 511	B	As billed	M	Price List	Price List	2/25/2010			Aloha Security, Inc.	S	Furnishing Highway Traffic Control	State Proj. Mgr.	Y
TRN 511	B	As billed	M	Price List	Price List	7/11/2011			Imua Landscaping Co., Inc.	S	Tree Trimming and Removal at Various Locations on State highways	State Proj. Mgr.	Y
TRN 511	B	As billed	M	\$ 353,611	\$ 353,611	8/2/2013			CUTTER FORD, INC.	G	FRUNISHING & DELIVERING MOTOR VEHICLES, UTILITY TRACTORS, TRAILERS &	State Proj. Mgr.	N
TRN 531	B	As billed	M	\$ 38,600	\$ 38,600	6/28/2013			Safety Systems and Signs Hawaii, Inc.	G	Furnishing and Delivering Motor Vehicles, Utility Tractors, Trailers and Equipment for DOT-Highways Division, Islands of Hawaii, Maui, Molokai and Kauai	State Proj. Mgr.	N
TRN 531	B	As billed	M	\$ 451,200	\$ 153,780	9/29/2010			Imua Landscaping Co., Inc.	S	Maintenance of Landscaped Areas, Kuihelani Highway, Honoapiilani Highway to Puunene Avenue	State Proj. Mgr.	Y
TRN 531	B	As billed	M	\$ 602,038	\$ 252,871	11/30/2010			Johnson Controls, Inc.	S	Maintenance of Air Conditioning Equipment	State Proj. Mgr.	Y
TRN 531	B	As billed	M	\$ 892,000	\$ 234,240	8/11/2011			Imua Landscaping Co., Inc.	S	Maintenance of Landscaped Areas at Various Locations	State Proj. Mgr.	Y
TRN 531	B	As billed	M	\$ 1,639,530	\$ 871,921	1/6/2012			Wasa Electrical Services, Inc.	S	Maintenance and Repair of Electrical Equipment and Traffic Signals at Various Locations on State Highways, Island of Maui	State Proj. Mgr.	Y
TRN 531	B	As billed	M	\$ 250,240	\$ 6,256	5/16/2012			Maui Master Builders, Inc.	S	Cleaning Culverts at VARIOUS Locations, Molokai	State Proj. Mgr.	Y
TRN 531	B	As billed	M	\$ 148,520	\$ 148,520	8/12/2013			Network Power Solutions, Inc.	S	Maintenance & Repair of Highway Emergency Telephones, Island of Maui	State Proj. Mgr.	Y
TRN 531	B	As billed	M	Price List	Price List	4/19/2007			Islandwide Landscaping, Inc.	S	Tree Trimming at Various Locations on State Highways, Maui	State Proj. Mgr.	Y
TRN 531	B	As billed	M	Price List	Price List	4/19/2007			Islandwide Landscaping, Inc.	S	Tree Trimming at Various Locations on State Highways, Maui	State Proj. Mgr.	Y
TRN 531	B	As billed	M	Price List	Price List	5/27/2009			Imua Landscaping Co., Inc.	S	Tree Trimming at Various Locations on State Highways, Molokai	State Proj. Mgr.	Y
TRN 531	B	As billed	M	Price List	Price List	7/13/2012			Imua Landscaping Co., Inc.	S	Tree Trimming and Removal at Various Locations on State Highways, Districts of Wailuku, Lahaina and Makawao	State Proj. Mgr.	Y
TRN 561	B	As billed	M	\$ 76,567	\$ 76,567	8/8/2013			Hawthorne Pacific Corp.	G	Furnishing and Delivering Motor Vehicles, Utility Tractors, Trailers and Equipment for DOT-Highways Division, Islands of Hawaii, Maui, Molokai and Kauai	State Proj. Mgr.	N

Department of Transportation - Highways Division
Contract Costs

Table 20

Prog ID	MOF	Amount	(M/A/O)	Max Value	Outstanding Balance	Date Executed	From	To	Organization	E/L/P/C/ G/S	Description	Frequency of Monitoring	POS Y/N
TRN 561	B	As billed	M	\$ 268,745	\$ 25,037	12/15/2008			Custom Landscaping & Maintenance LLC	S	Maintenance of Landscaped Areas, Kauai District Office and Baseyard Complex	State Proj. Mgr.	Y
TRN 561	B	As billed	M	\$ 220,215	\$ 11,038	1/27/2009			Pinoy Janitorial Services, Inc.	S	Furnishing Custodial Services, Kauai District Office and Baseyard Complex	State Proj. Mgr.	Y
TRN 561	B	As billed	M	\$ 453,290	\$ 324,589	10/1/2010			Oahu Air Conditioning Services, Inc.	S	Maintenance and Repair of Air Conditioning Equipment, Island of Kauai	State Proj. Mgr.	Y
TRN 561	B	As billed	M	\$ 486,464	\$ 243,232	1/28/2013			Kauai Nursery & Landscaping, Inc.	S	Maintenance and Repair of Lnadscap Irrigation System, Island of Kauai	State Proj. Mgr.	Y
TRN 561	B	As billed	M	\$ 452,000	\$ 388,129	6/19/2013			Smalt & Company	S	Maintenance of Landscaped Areas, Kapule Highway and Ahukini Road	State Proj. Mgr.	Y
TRN 561	B	As billed	M	\$ 64,800	\$ 64,800	10/23/2013			Kauai Nursery and Landscaping, Inc.	S	Maintenance of Landscaped Areas and Maintenance, Repair and Inspection of Irrigation System, Kauai District Office and Baseyard Complex, District of Lihue	State Proj. Mgr.	Y
TRN 561	B	As billed	M	Price List	Price List	4/7/2011			Imua Landscaping Co., Inc.	S	Tree Trimming and Removal at Various Locations on State Highways	State Proj. Mgr.	Y
TRN 561	B	As billed	M	\$ 49,000	\$ 49,000	12/26/2013			Maidz Cleaning Services	S	Furnishing Custodial and Maintenance Services, Kauai District Office and Baseyard Complex, District of Lihue, Island of Kauai	State Proj. Mgr.	Y
TRN 595	B/N	As billed	M	\$10,914,160	\$ 4,689,371	10/22/2008			CIBER, Inc.	S	System Software and Implementation Consulting Services for Highway Accounting System	State Proj. Mgr.	Y
TRN 595	B	\$ 234,627	M	\$ 300,000	\$ 90,373	6/9/2008			DALY, LEO A. COMPANY	S	HIGHWAYS DIVISION CONSOLIDATION PROJECT#HWY-C-07-01.	State Proj. Mgr.	Y
TRN 595	B	\$ 368,103	M	\$ 500,000	\$ 86,897	9/23/2010			INFRASTRUCTURE MANAGEMENT	S	ECONOMIC ANALYSIS & EVALUATION OF THE CITY & COUNTY OF HONOLULU'S RAIL	State Proj. Mgr.	Y
TRN 595	B	As billed	M	\$ 201,307	\$ 8,000	1/31/2013			BLX GROUP LLC	S	BOND ARBITRAGE REBATE CALCULATIONS OPT OPT TO EXTEND 2-12 MOS.	State Proj. Mgr.	Y
TRN 597	B	As billed	M	\$ 111,455	\$ 40,841	5/31/2013			Solutions Thru Software Inc.	S	Furnishing an Automated Commercial Driver License Skills Testing System to the State of Hawaii, Department of Transportation, Motor Vehicle Safety Office	State Proj. Mgr.	Y

Department of Transportation - Highways Division
Contract Costs

Table 20

Prog ID	MOF	Amount	(M/A/O)	Max Value	Outstanding Balance	Date Executed	From	To	Organization	E/L/P/C/ G/S	Description	Frequency of Monitoring	POS Y/N
TRN 597	B	As billed	M	\$ 314,210	\$ 111,455	6/15/2011			Solutions Thru Software	S	Automated Commercial Driver License Knowledge Testing System	State Proj. Mgr.	Y
TRN 597	B	As billed	M	Price List	Price List	12/14/2010			1A Smart Start, Inc.	S	Breath Alcohol Ignition Interlock Device (BAIID) Services	State Proj. Mgr.	Y
TRNS 501, 511, 531, 561	B	As billed	M	\$ 386,339	\$ 386,339	3/12/2012			GP Roadway Solutions, Inc.	G	Furnishing and Delivering Posts and Components, Sign Post Systems, Flexible Delineator Posts and Reflector Markers, Traffic Cones, Barricades and Warning Lights	State Proj. Mgr.	N
TRNS 501, 511, 531, 561	B	As billed	O	\$ 907,847	\$ 907,847	7/25/2012			Cutter Ford, Inc.	G	FURNISHING AND DELIVERING MOTOR VEHICLES, UTILITY TRACTORS, TRAILERS AND EQUIPMENT FOR DOT-HIGHWAYS DIVISION, ISLANDS OF OAHU, HAWAII, MAUI, AND KAUAI	State Proj. Mgr.	N
TRNS 501, 511, 531, 561	B	As billed	O	\$ 199,895	\$ 199,895	7/2/2013			Bacon Universal Company, Inc.	G	Furnishing and Delivering Motor Vehicles, Utility Tractors, Trailers and Equipment for DOT-Highways Division, Islands of Hawaii, Maui, Molokai and Kauai	State Proj. Mgr.	N
TRNS 501, 511, 531, 561	B	As billed	M	\$ 94,661	\$ 94,661	6/28/2013			B. Hayman Co. (Hawaii) Ltd.	G	Furnishing and Delivering Motor Vehicles, Utility Tractors, Trailers and Equipment for DOT-Highways Division, Islands of Hawaii, Maui, Molokai and Kauai	State Proj. Mgr.	N
TRNS 501, 511, 531, 561	B	As billed	M	\$ 337,498	\$ 337,498	6/28/2013			I & L Rentals, LLC	G	Furnishing and Delivering Motor Vehicles, Utility Tractors, Trailers and Equipment for DOT-Highways Division, Islands of Hawaii, Maui, Molokai and Kauai	State Proj. Mgr.	N
TRNS 501, 511, 531, 561	B	As billed	M	\$ 843,199	\$ 843,199	7/2/2013			HT&T Hawaii LLC dba HT&T Truck Center	G	Furnishing and Delivering Motor Vehicles, Utility Tractors, Trailers and Equipment for DOT-Highways Division, Islands of Hawaii, Maui, Molokai and Kauai	State Proj. Mgr.	N
TRNS 501, 511, 531, 561	B	As billed	M	Price List	Price List	9/3/2002			Pioneer Ventures, Inc. dba Fisher & Pioneer Printers	S	Printing, Binding and Delivering of the Hawaii Standard Specifications for Road, Bridge, and Public Works Construction, 2003 Edition	State Proj. Mgr.	Y

Department of Transportation - Highways Division
Contract Costs

Table 20

<u>Prog ID</u>	<u>MOF</u>	<u>Amount</u>	<u>(M/A/O)</u>	<u>Max Value</u>	<u>Outstanding Balance</u>	<u>Date Executed</u>	<u>From</u>	<u>To</u>	<u>Organization</u>	<u>E/L/P/C/ G/S</u>	<u>Description</u>	<u>Frequency of Monitoring</u>	<u>POS Y/N</u>
TRNS 501, 511, 531, 561	B/N	As billed	M	\$ 680,216	\$ 499,641	10/29/2012			International Road Dynamics Corporation	S	CONTINUOUS TRAFFIC MONITORING DATA COLLECTION, GOODS AND SERVICES -STATEWIDE	State Proj. Mgr.	Y
TRNS 501, 511, 531, 561	B/N	As billed	M	\$ 459,788	\$ 225,806	11/2/2012			Keith W. Manley dba Traffic Data Service	S	Supplemental Portable Traffic Counting Program, Goods and Services, Statewide	State Proj. Mgr.	Y
TRNS 501, 511, 531, 561	B/N	As billed	M	\$ 910,254	\$ 910,254	5/31/2013			International Road Dynamics Corporation	S	Continuous Traffic Monitoring Data Collection, Goods and Services - Statewide	State Proj. Mgr.	Y
TRNS 501, 561	B	As billed	M	Price List	Price List	10/5/2012			Safety Systems and Signs Hawaii, Inc. (Area 1)	S	Furnishing of Highway Traffic Control and Safety Measures at Various Locations, Islands of Oahu and Kauai	State Proj. Mgr.	Y
TRNS 501, 561	B	As billed	M	Price List	Price List	10/5/2012			GP Roadway Solutions, Inc. (Area 2)_	S	Furnishing of Highway Traffic Control and Safety Measures at Various Locations, Islands of Oahu and Kauai	State Proj. Mgr.	Y

Department of Transportation - Highways Division
Capital Improvements Program Requests

Table 21

<u>Prog ID</u>	<u>Prog ID</u> <u>Priority</u>	<u>Div- Wide</u> <u>Priority</u>	<u>Project Title</u>	<u>MOF</u>	<u>FY14 \$\$\$</u>	<u>FY15 \$\$\$</u>
501	1	1	EROSION CONTROL PROGRAM FOR STATE HIGHWAYS AND FACILITIES, OAHU	E	-	2,000,000
501	2	2	MISCELLANEOUS PERMANENT BEST MANAGEMENT PRACTICES, OAHU	E	-	700,000
511	1	3	MAMALAOA HIGHWAY, DRAINAGE IMPROVEMENTS, VICINITY OF PUUWAAWAA RANCH ROAD, HAWAII	E	-	200,000
				N	-	-
595	1	4	IMPROVEMENTS TO INTERSECTIONS AND HIGHWAY FACILITIES, STATEWIDE	E	-	200,000
				N	-	1,800,000
501	3	5	INTERSTATE ROUTE H-1, WESTBOUND AFTERNOON (PM) CONTRAFLOW, OAHU	E	-	8,000,000
				N	-	32,000,000
501	4	6	GUARDRAIL AND SHOULDER IMPROVEMENTS , VARIOUS LOCATIONS, OAHU	E	-	750,000
				N	-	3,000,000
511	2	7	GUARDRAIL AND SHOULDER IMPROVEMENTS ON STATE HIGHWAYS, HAWAII	E	-	1,400,000
				N	-	5,600,000
531	1	8	GUARDRAIL AND SHOULDER IMPROVEMENTS ON STATE HIGHWAYS, MAUI	E	-	400,000
				N	-	1,600,000
531	2	9	GUARDRAIL AND SHOULDER IMPROVEMENTS ON STATE HIGHWAYS, MOLOKAI	E	-	200,000
				N	-	800,000
531	3	10	HANA HIGHWAY IMPROVEMENTS, VICINITY OF MILEPOST 28.1, MAUI	E	-	200,000
595	2	11	HIGHWAY SHORELINE PROTECTION, STATEWIDE	E	-	2,664,000
				N	-	1,055,000
595	3	12	CLOSEOUT OF HIGHWAY CONSTRUCTION PROJECTS, STATEWIDE	E	-	7,200,000
				N	-	13,000,000
595	4	13	CLOSEOUT OF HIGHWAY DESIGN PROJECTS, STATEWIDE	E	-	6,000,000
				N	-	14,000,000
595	5	14	CLOSEOUT OF HIGHWAY RIGHTS-OF-WAY, STATEWIDE	E	-	7,000,000
				N	-	8,000,000
501	5	15	KALANIANAOLE HIGHWAY, INOAOLE STREAM BRIDGE REHABILITATION AND/OR REPLACEMENT, OAHU	E	-	1,300,000
				N	-	5,200,000
501	6	16	FARRINGTON HIGHWAY, MAKAHA BRIDGES NO. 3 AND NO. 3A REPLACEMENT, OAHU	E	-	2,500,000
				N	-	10,000,000

Department of Transportation - Highways Division
Capital Improvements Program Requests

Table 21

<u>Prog ID</u>	<u>Prog ID</u> <u>Priority</u>	<u>Div- Wide</u> <u>Priority</u>	<u>Project Title</u>	<u>MOF</u>	<u>FY14 \$\$\$</u>	<u>FY15 \$\$\$</u>
501	7	17	KAMEHAMEHA HIGHWAY, SOUTH KAHANA STREAM BRIDGE REHABILITATION AND/OR REPLACEMENT, OAHU	E	-	1,900,000
				N	-	7,600,000
561	1	18	KUHIO HIGHWAY, KAPAIA STREAM BRIDGE REHABILITATION AND/OR REPLACEMENT, KAUAI	E	-	200,000
				N	-	800,000
501	8	19	KAMEHAMEHA HIGHWAY, REHABILITATION AND/OR REPLACEMENT OF LAIELOA STREAM BRIDGE, OAHU	E	-	100,000
				N	-	400,000
501	9	20	FARRINGTON HIGHWAY, REPLACEMENT OF MAIPALAOA BRIDGE, OAHU	E	-	500,000
				N	-	2,000,000
501	10	21	KAMEHAMEHA HIGHWAY, REHABILITATION AND/OR REPLACEMENT OF WAIKANE STREAM BRIDGE, OAHU	E	-	100,000
				N	-	400,000
501	11	22	KAMEHAMEHA HIGHWAY, KAWELA STREAM BRIDGE REPLACEMENT, OAHU	E	-	1,500,000
				N	-	6,000,000
561	2	23	KAPULE HWY/RICE ST/WAAPA RD IMPROVEMENTS AND STRNGTHNG/WIDENG OF NAWILIWILI BRIDGE, KAUAI	E	-	200,000
				N	-	800,000
561	3	24	KUHIO HIGHWAY, MAILIHUNA RD INTERS. IMP. AND KAPAA STREAM BRIDGE REHAB. &/OR REPL., KAUAI	E	-	200,000
				N	-	800,000
595	6	25	MISCELLANEOUS DRAINAGE IMPROVEMENTS, STATEWIDE	E	-	1,100,000
531	4	26	HANA HIGHWAY IMPROVEMENTS, HUELO TO HANA, MAUI	E	-	2,600,000
511	3	27	KAWAIHAE ROAD, WAIAKA STREAM BRIDGE REPLACEMENT AND REALIGNMENT, HAWAII	E	-	400,000
				N	-	1,600,000
501	12	28	KAMEHAMEHA HIGHWAY, UPPER POAMOHO STREAM BRIDGE REPLACEMENT, OAHU	E	-	200,000
				N	-	800,000
561	4	29	KUHIO HIGHWAY, REHAB. &/OR REPL. OF WAIOLI, WAIPA, AND WAIKOKO STREAM BRIDGES, KAUAI	E	-	400,000
				N	-	1,600,000
511	4	30	HAWAII BELT ROAD, REPLACEMENT OF PAHOEHOE STREAM BRIDGE, HAWAII	E	-	100,000
				N	-	400,000

Department of Transportation - Highways Division
Capital Improvements Program Requests

Table 21

<u>Prog ID</u>	<u>Prog ID</u> <u>Priority</u>	<u>Div- Wide</u> <u>Priority</u>	<u>Project Title</u>	<u>MOF</u>	<u>FY14 \$\$\$</u>	<u>FY15 \$\$\$</u>
511	5	31	MAMALAHOA HIGHWAY DRAINAGE IMPROVEMENTS AT KAWA, HAWAII	E	-	900,000
				N	-	3,600,000
531	5	32	HANA HIGHWAY, KAILUA STREAM BRIDGE REHABILITATION AND/OR REPLACEMENT, MAUI	E	-	100,000
				N	-	400,000
511	6	33	HAWAII BELT ROAD DRAINAGE IMPROVEMENTS, VICINITY OF HAKALAU BRIDGE, HAWAII	E	-	700,000
				N	-	2,800,000
531	6	34	HANA HIGHWAY, MAKANALI STREAM BRIDGE REHABILITATION AND/OR REPLACEMENT, MAUI	E	-	100,000
				N	-	400,000
501	13	35	KAMEHAMEHA HIGHWAY MODERNIZATION BETWEEN HALEIWA AND WAIMEA BAY, OAHU	E	-	1,400,000
				N	-	5,600,000
501	14	36	HIGHWAY LIGHTING REPLACEMENT AT VARIOUS LOCATIONS, OAHU	E	-	1,700,000
				N	-	6,800,000
501	15	37	FREEWAY MANAGEMENT SYSTEM, OAHU	E	-	3,800,000
				N	-	15,200,000
501	16	38	FREEWAY DESTINATION SIGN UPGRADE/REPLACEMENT, OAHU	E	-	300,000
				N	-	1,200,000
501	17	39	CASTLE HILLS ACCESS ROAD, DRAINAGE IMPROVEMENTS, OAHU	E	-	600,000
				N	-	1,000
561	5	39.1	KUHIO HIGHWAY, RETAINING WALLS AND/OR ROADWAY REMEDIATION AT LUMAHAI AND WAINIHA, KAUAI	E	-	100,000
501	18	40	TRAFFIC OPERATIONAL IMPROVEMENTS TO EXISTING INTERSECTIONS AND HIGHWAYS FACILITIES, OAHU	E	-	300,000
561	6	41	TRAFFIC OPERATIONAL IMPROVEMENTS TO EXISTING INTERSECTIONS AND HIGHWAYS, KAUAI	E	-	200,000
511	7	42	TRAFFIC OPERATIONAL IMPROVEMENTS TO EXISTING INTERSECTIONS AND HIGHWAY FACILITIES, HAWAII	E	-	100,000
				N	-	-
531	7	43	HALEAKALA HIGHWAY INTERSECTION IMPROVEMENTS AT KULA HIGHWAY, MAUI	E	-	2,350,000
531	8	44	TRAFFIC OPERATIONAL IMPROVEMENTS TO EXISTING INTERSECTIONS AND HIGHWAY FACILITIES, MAUI	E	-	2,500,000

Department of Transportation - Highways Division
Capital Improvements Program Requests

Table 21

<u>Prog ID</u>	<u>Prog ID</u> <u>Priority</u>	<u>Div- Wide</u> <u>Priority</u>	<u>Project Title</u>	<u>MOF</u>	<u>FY14 \$\$\$</u>	<u>FY15 \$\$\$</u>
501	19	44.1	INTERSTATE ROUTE H-1, ADDITION AND/OR MOD. OF FREEWAY ACCS. MAKAKILO TO PALAILAI IC, OAHU	E	-	200,000
				N	-	5,500,000
561	7	44.2	KAUMUALII HIGHWAY IMPROVEMENTS, LIHUE TO WEST OF MALUHIA ROAD, KAUAI	E	-	1,000,000
				N	-	4,000,000
531	9	45	HONOAPIILANI HIGHWAY WIDENING AND/OR REALIGNMENT, HONOKOWAI TO LAUNIUPOKO, MAUI	E	-	1,700,000
				N	-	6,800,000
501	20	46	KALANIANAOLE HIGHWAY IMPROVEMENTS, OLOMANA GOLF COURSE TO WAIMANALO BEACH PARK, OAHU	E	-	100,000
				N	-	400,000
511	8	47	SADDLE ROAD EXTENSION, HAWAII	E	-	200,000
				N	-	800,000
531	10	48	KIHEI-UPCOUNTRY HIGHWAY, MAUI	E	-	13,800,000
				N	-	55,200,000
511	9	49	PUAINAKO ST WIDENING / REALIGNMENT, KANOELEHUA AVE TO KOMOHANA ST, HAWAII	E	-	100,000
				N	-	400,000
531	11	50	PUUNENE AVENUE IMPROVEMENTS, KAMEHAMEHA AVENUE TO KUIHELANI HIGHWAY, MAUI	E	-	2,000,000
				N	-	8,000,000
531	12	51	HANA HIGHWAY WIDENING, KAAHUMAHU AVENUE TO HALEAKALA HIGHWAY, MAUI	E	-	100,000
				N	-	400,000
501	21	52	SAND ISLAND ACCESS ROAD, TRUCK WEIGH STATION, OAHU	E	-	950,000
				N	-	3,800,000
595	7	52.1	ALIIAIMOKU BUILDING IMPROVEMENTS, STATEWIDE	E	-	625,000
595	8	53	ALIIAIMOKU BUILDING ELEVATOR MODERNIZATION, STATEWIDE	E	-	1,200,000
531	13	54	KAHULUI BASEYARD IMPROVEMENTS, MAUI	E	-	100,000
501	22	55	OAHU BIKEWAYS, OAHU	E	-	1,820,000
				N	-	7,280,000
501	23	56	FARRINGTON HIGHWAY IMPROVEMENTS BETWEEN HONOKAI HALE AND HAKIMO ROAD, OAHU	E	-	100,000

Department of Transportation - Highways Division
 Capital Improvements Program Requests

Table 21

<u>Prog ID</u>	<u>Prog ID</u> <u>Priority</u>	<u>Div- Wide</u> <u>Priority</u>	<u>Project Title</u>	<u>MOF</u>	<u>FY14 \$\$\$</u>	<u>FY15 \$\$\$</u>
				N	-	400,000
595	9	57	MOTOR CARRIER SAFETY AND HIGHWAY SAFETY OFFICE FACILITY, STATEWIDE	E	-	1,100,000
501	24	58	KAMEHAMEHA HIGHWAY, HELEMANO-WAILUA JUNCTION TO HALEIWA BEACH PARK, OAHU	E	-	935,000
				N	-	3,740,000
501	25	59	VINEYARD BOULEVARD IMPROVEMENTS AT LUSITANA ST., VICINITY OF QUEEN'S MEDICAL CENTER, OAHU	R	-	10,200,000
				N	-	1,000

Department of Transportation - Highways Division
 Capital Improvements Program Lapses

Table 22

<u>Prog ID</u>	<u>Act/Year of Appropriation</u>	<u>Project Title</u>	<u>MOF</u>	<u>Amount \$\$\$\$</u>	<u>Reason</u>
none					

Department of Transportation - Highways Division
Division Resources

Table 23

<u>Division</u>	<u>Associated Program IDs</u>	
Highways Division	TRN 501/DC	Oahu Highways
Highways Division	TRN 511/DD	Hawaii Highways
Highways Division	TRN 531/DF	Maui Highways - Maui District Office
Highways Division	TRN 531/DM	Maui Highways - Molokai District Office
Highways Division	TRN 531/DL	Maui Highways - Lanai District Office
Highways Division	TRN 561/DG	Kauai Highways
Highways Division	TRN 595/DB	Highways Administration
Highways Division	TRN 597/AB	Highways Safety

Department of Transportation - Highways Division
Organizational Charts

Table 24

<u>Year of Change</u> <u>FY14/FY15</u>	<u>Page</u> <u>Number</u>	<u>Description of Change</u>
FY14	19	Delete position no. 22137, Engineer (Civil) V from the Design Branch, Technical Design Services Office, Consultant Contract Administration Staff
FY14	41	Add position no. 22137, Engineer (Civil) V to the Traffic Branch, Operations Section, Congestion Management System Unit
FY14	11	Delete position nos. 11219, 26670, 54532, 118852, 118853 Office Assistant III, position nos. 26671, 54533 Office Assistant IV, position nos. 14821, 32982 Fingerprint Classification Clerk II in accordance with Act 134, SLH 2013

**DEPARTMENT OF TRANSPORTATION
GENERAL ADMINISTRATION**

OVERALL PROGRAM SUPPORT FOR TRANSPORTATION

I. MISSION STATEMENT

To provide program leadership and staff support services by formulating policies and plans, directing operations, allocating resources, providing staff support and other administrative services.

II. ECONOMIC & FISCAL CONDITION

Overall Program Support (General Administration) is supported by a pro-rata share provided by the divisions (Airports, Harbors, and Highways). Any increase in General Administration's appropriation must be supported by the divisions' revenues.

III. FEDERAL FUNDS

General Administration maintains a number of federal grants from the Federal Transit Administration (FTA) which it distributes among numerous grantees, including the Department of Land and Natural Resources, the Oahu Metropolitan Planning Organization, and transportation departments from each county. These grants are expected to continue as they have been included in the President's budget for Federal Fiscal Year 2014.

IV. BUDGET REQUESTS

Methodology/Approach to FY15 Supplemental Budget

The General Administration program has no new request. We are requesting a couple of adjustments.

Significant Adjustments

Federal Funds – the negative adjustment of \$26,738,010N was made so that the federal fund ceiling would accurately reflect the amount of funding we anticipate receiving from the FTA in FY 2015. Under the new federal fund process being developed by the Department of Budget and Finance, the appropriation ceiling should reflect the new funds being received. Older funds will still be available to expend from until they lapse at the prescribed time.

Personnel – we are requesting to convert a position from temporary to permanent. The Federal Grant Development Specialist was originally created in 2009 to alleviate a back log of work related to managing federal grants. As mentioned previously General Administration acts as a “pass-through” agency in dispersing funds to other government agencies as well as private entities. This position provides oversight for the distribution of funds as well as staying abreast

of any changes in fund management requirements made by the federal government. Those requirements have become more stringent as the federal government struggles to balance its own budget. It is imperative, that this position becomes permanent as we have come to rely on its function to operate on a daily basis.

**DEPARTMENT OF TRANSPORTATION
ALOHA TOWER DEVELOPMENT CORPORATION**

I. MISSION STATEMENT

ATDC's statutory mission and objective under Chapter 206J-HRS: to better serve the economic and maritime and recreational needs of the people of Hawaii by developing, redeveloping or improving the Aloha Tower Complex, is consistent with the overall mission of the Department of Transportation to enhance and/or economic prosperity and the quality of life.

II. ECONOMIC & FISCAL CONDITION

The State's economy has had an impact on the development opportunities and potential revenue generated from the real property associated with the Aloha Tower Complex. The new Aloha Tower marketplace lessee has committed to investing significant capital into the marketplace property. With the re-organization of ATDC through Act 152, SLH 2011, and its attachment to DOT, ATDC is well positioned to make the most of the opportunity that the new Aloha Tower Marketplace lessee has to offer.

III. FEDERAL FUNDS

ATDC does not have any federal funds.

IV. BUDGET REQUESTS

ATDC does not have any budget requests for Fiscal Year 2015.

Department of Transportation - General Administration
 Prioritized List of Functions

Table 1

<u>Priority</u>	<u>Description of Function</u>	<u>Activities</u>	<u>Prog ID(s)</u>	<u>Statutory Reference</u>
1	To provide leadership and administrative support to the divisions and programs.	This program provides program leadership and staff support services by formulating policies and plans, directing operations, allocating resources, providing staff support and other administrative services.	TRN995	Section 26-19, HRS
2	To better serve the economic, maritime, and recreational needs of the people of Hawaii by developing, redeveloping or improving the Aloha Tower Complex.	This program manages the real property assets that are within the jurisdiction of ATDC. The major activities involve administrative and managerial support, property management and the development of master plans for the areas within ATDC's jurisdiction.	TRN695	Section 206J, HRS

Department of Transportation - General Administration
Department Totals

Table 2

Fiscal Year 2014				
Act 134/13 Appropriation	Restriction	Emergency Appropriations	Total FY14	MOF
\$ 19,035,298.00			\$ 19,035,298.00	B
\$ 33,322,784.00			\$ 33,322,784.00	N
\$ 423,067.00			\$ 423,067.00	R
			\$ -	
\$ 52,781,149.00	\$ -	\$ -	\$ 52,781,149.00	Total
Fiscal Year 2015				
Act 134/13 Appropriation	Reductions	Additions	Total FY15	MOF
\$ 18,507,138.00			\$ 18,507,138.00	B
\$ 33,322,784.00	\$ (26,738,010.00)		\$ 6,584,774.00	N
\$ 423,067.00			\$ 423,067.00	R
			\$ -	
\$ 52,252,989.00	\$ (26,738,010.00)	\$ -	\$ 25,514,979.00	Total

Department of Transportation - General Administration
 Program ID Totals

Table 3

<u>Prog ID</u>	<u>Program Title</u>	<u>MOF</u>	<u>As appropriated by Act 134/13 (FY14)</u>			<u>Governor's Submittal (FY15)</u>			<u>Percent Change of \$\$\$\$</u>
			<u>Pos (P)</u>	<u>Pos (T)</u>	<u>\$\$\$</u>	<u>Pos (P)</u>	<u>Pos (T)</u>	<u>\$\$\$</u>	
TRN695	Aloha Tower Development Corporation	B		1.00	\$ 1,800,368.00		1.00	\$ 1,829,736.00	2%
TRN995	General Administration	B	106.00	2.00	\$ 17,234,930.00	106.00		\$ 16,677,402.00	-3%
		N		1.00	\$ 33,322,784.00			\$ 6,584,774.00	-406%
		R			\$ 423,067.00			\$ 423,067.00	0%

Department of Transportation - General Administration
 Budget Request Decisions

Table 4

Prog ID	Description of Request	MOF	Initial Department Request			Initial Budget & Finance Recommendation			Governor's Final Decision		
			Pos (P)	Pos (T)	\$\$\$	Pos (P)	Pos (T)	\$\$\$	Pos (P)	Pos (T)	\$\$\$
TRN995	Reduce 1 T(FTE) FTA Grant Development Specialist IV	N		(1.00)	\$ (65,616.00)		(1.00)	\$ (65,616.00)		(1.00)	\$ (65,616.00)
TRN995	Add 1 P(FTE) General Professional	N		1.00	\$ 72,885.00		1.00	\$ 65,616.00		1.00	\$ 65,616.00
TRN995	Adjustment for Federal Funds (Form FF)	N			\$ (26,738,010.00)			\$ (26,738,010.00)			\$ (26,738,010.00)

Department of Transportation - General Administration
Proposed Budget Reductions

Table 5

<u>Prog ID</u>	<u>Description of Reduction</u>	<u>Impact of Reduction</u>	<u>MOF</u>	<u>Pos (P)</u>	<u>Pos (T)</u>	<u>\$\$\$</u>	<u>Carry-over?</u> <u>(Y/N)</u>
TRN995	Reduce one (1) FTA Grant Development Specialist IV	This position was created by the 2010 Legislature as part of a program to address a back log of federal grant reimbursements. Funding has since increased as well as policies regulating those funds. Loss of a Grant Development Specialist will the progress and maintenance of the Department's FTA grant funding.	N		1.00	\$ (65,616.00)	N
TRN995	Adjustment for Federal Funds (Form FF)	No negative impact to operations. Reduction will bring TRN995's federal fund ceiling in line with what it anticipates the federal government will provide in grants to the Department in Federal Fiscal Year 2015.	N			\$ (26,738,010.00)	N

Department of Transportation - General Administration
Proposed Budget Additions

Table 6

<u>Prog ID</u>	<u>Request Category</u>	<u>Prog ID Priority</u>	<u>Dept-Wide Priority</u>	<u>Description of Addition</u>	<u>Justification</u>	<u>MOF</u>	<u>Pos (P)</u>	<u>Pos (T)</u>	<u>\$\$\$</u>
TRN995	O	2	2	Add one (1) P(FTE) General Professional V	Create a permanent position which will replace the temporary FTA Grant Specialist IV. This position will provide continuity in federal fund management.	N	1.00		\$ 65,616.00

Department of Transportation - General Administration
 Current Year (FY14) Restrictions

Table 7

<u>Prog ID</u>	<u>MOF</u>	<u>Restriction \$\$\$</u>	<u>Percent of Act 134/13 Prog ID Appropriation</u>	<u>Impact</u>
				Not Applicable

Department of Transportation - General Administration
 Emergency Appropriation Requests

Table 8

<u>Prog ID</u>	<u>Description of Request</u>	<u>Explanation of Request</u>	<u>MOF</u>	<u>Pos (P)</u>	<u>Pos (T)</u>	<u>\$\$\$</u>
	Not Applicable					

Department of Transportation - General Administration
Expenditures Exceeding the Appropriation

Table 9

<u>Prog ID</u>	<u>MOF</u>	<u>Date</u>	<u>Appropriation</u>	<u>Amount Exceeding Appropriation</u>	<u>Percent Exceeded</u>	<u>Reason for Exceeding Ceiling</u>	<u>Legal Authority</u>	<u>Recurring (Y/N)</u>	<u>GF Impact (Y/N)</u>
								N	N
						not applicable			

Department of Transportation - General Administration
 Intradepartmental Transfers

Table 10

<u>Actual or Anticipated Date of Transfer</u>	<u>MOF</u>	<u>Pos (P)</u>	<u>Pos (T)</u>	<u>\$\$\$</u>	<u>From Prog ID</u>	<u>Percent of Program ID Appropriation Transferred From</u>	<u>To Prog ID</u>	<u>Percent of Receiving Program ID Appropriation</u>	<u>Reason for Transfer</u>	<u>Recurring (Y/N)</u>
Not Applicable										

Department of Transportation - General Administration
Federal Awards

Table 11

<u>State Expending Agency</u>	<u>Program ID</u>	<u>Award Number</u>	<u>CFDA Number</u>	<u>Award Description</u>	<u>Awarding Federal Agency</u>	<u>Award Amount</u>	<u>Award Allocated to the Pgm ID in Column B</u>	<u>State Appropriation Symbol</u>	<u>Contact Name</u>	<u>Contact Phone</u>	<u>Contact Email</u>
D	TRN 995	HI-03-0034-01	20.500	Ferry Commuter Pier Improvements	FTA	\$12,633,409	\$12,633,409	S-258-D	Dean Nakagawa	831-7968	Dean.Nakagawa@hawaii.gov
D	TRN 995	HI-03-0038-04	20.500	Ferry Commuter Pier Improvements	FTA	\$30,861,870	\$30,861,870	S-258-D	Dean Nakagawa	831-7968	Dean.Nakagawa@hawaii.gov
D	TRN 995	HI-04-0002-01	20.500	Rural Bus Replacement	FTA	\$1,920,800	\$1,920,800	S-258-D	Dean Nakagawa	831-7968	Dean.Nakagawa@hawaii.gov
D	TRN 995	HI-04-0003-00	20.500	Rural Bus Replacement	FTA	\$3,960,000	\$3,960,000	S-258-D	Dean Nakagawa	831-7968	Dean.Nakagawa@hawaii.gov
D	TRN 995	HI-04-0004-00	20.500	Rural Bus Replacement	FTA	\$5,699,400	\$5,699,400	S-258-D	Dean Nakagawa	831-7968	Dean.Nakagawa@hawaii.gov
D	TRN 995	HI-04-0007-01	20.500	SGR Bus Purch. & Facility Con.	FTA	\$5,925,000	\$5,925,000	S-258-D	Dean Nakagawa	831-7968	Dean.Nakagawa@hawaii.gov
D	TRN 995	HI-04-0009-00	20.500	SGR Bus Purch.	FTA	\$3,955,000	\$3,955,000	S-258-D	Dean Nakagawa	831-7968	Dean.Nakagawa@hawaii.gov
D	TRN 995	HI-04-0010-00	20.500	VTCLI	FTA	\$233,129	\$233,129	S-258-D	Dean Nakagawa	831-7968	Dean.Nakagawa@hawaii.gov
D	TRN 995	HI-04-0013-00	20.500	SGR Bus Purch.	FTA	\$3,440,000	\$3,440,000	S-258-D	Dean Nakagawa	831-7968	Dean.Nakagawa@hawaii.gov
D	TRN 995	HI-04-0014-00	20.500	Liv. Bus Shelters	FTA	\$800,000	\$800,000	S-258-D	Dean Nakagawa	831-7968	Dean.Nakagawa@hawaii.gov
D	TRN 995	HI-16-0034-00	20.513	Trans. for Elderly & Disabled	FTA	\$585,120	\$585,120	S-258-D	Dean Nakagawa	831-7968	Dean.Nakagawa@hawaii.gov
D	TRN 995	HI-16-0035-00	20.513	Trans. for Elderly & Disabled	FTA	\$627,290	\$627,290	S-258-D	Dean Nakagawa	831-7968	Dean.Nakagawa@hawaii.gov
D	TRN 995	HI-16-0036-00	20.513	Trans. for Elderly & Disabled	FTA	\$926,529	\$926,529	S-258-D	Dean Nakagawa	831-7968	Dean.Nakagawa@hawaii.gov
D	TRN 995	HI-16-0037-00	20.513	Trans. for Elderly & Disabled	FTA	\$892,501	\$892,501	S-258-D	Dean Nakagawa	831-7968	Dean.Nakagawa@hawaii.gov
D	TRN 995	HI-16-0038-00	20.513	Trans. for Elderly & Disabled	FTA	\$813,567	\$813,567	S-258-D	Dean Nakagawa	831-7968	Dean.Nakagawa@hawaii.gov
D	TRN 995	HI-18-X027-00	20.509	OPR/ADM for Counties	FTA	\$3,986,978	\$3,986,978	S-258-D	Dean Nakagawa	831-7968	Dean.Nakagawa@hawaii.gov
D	TRN 995	HI-18-X028-00	20.509	OPR/ADM for Counties	FTA	\$2,042,259	\$2,042,259	S-258-D	Dean Nakagawa	831-7968	Dean.Nakagawa@hawaii.gov

Department of Transportation - General Administration
Federal Awards

Table 11

<u>State Expending Agency</u>	<u>Program ID</u>	<u>Award Number</u>	<u>CFDA Number</u>	<u>Award Description</u>	<u>Awarding Federal Agency</u>	<u>Award Amount</u>	<u>Award Amount Allocated to the Pgm ID in Column B</u>	<u>State Appropriation Symbol</u>	<u>Contact Name</u>	<u>Contact Phone</u>	<u>Contact Email</u>
D	TRN 995	HI-18-X029-00	20.509	OPR/ADM for Counties	FTA	\$2,176,319	\$2,176,319	S-258-D	Dean Nakagawa	831-7968	Dean.Nakagawa@hawaii.gov
D	TRN 995	HI-18-X030-00	20.509	OPR/ADM for Counties	FTA	\$2,127,899	\$2,127,899	S-258-D	Dean Nakagawa	831-7968	Dean.Nakagawa@hawaii.gov
D	TRN 995	HI-18-X031-00	20.509	OPR/ADM for Counties	FTA	\$1,675,805	\$1,675,805	S-258-D	Dean Nakagawa	831-7968	Dean.Nakagawa@hawaii.gov
D	TRN 995	HI-37-X003-00	20.516	Job Access & Reverse Commute	FTA	\$238,729	\$238,729	S-258-D	Dean Nakagawa	831-7968	Dean.Nakagawa@hawaii.gov
D	TRN 995	HI-37-X006-00	20.516	Job Access & Reverse Commute	FTA	\$145,707	\$145,707	S-258-D	Dean Nakagawa	831-7968	Dean.Nakagawa@hawaii.gov
D	TRN 995	HI-37-X008-00	20.516	Job Access & Reverse Commute	FTA	\$353,164	\$353,164	S-258-D	Dean Nakagawa	831-7968	Dean.Nakagawa@hawaii.gov
D	TRN 995	HI-57-X006-00	20.521	New Freedom	FTA	\$115,172	\$115,172	S-258-D	Dean Nakagawa	831-7968	Dean.Nakagawa@hawaii.gov
D	TRN 995	HI-57-X008-00	20.521	New Freedom	FTA	\$75,244	\$75,244	S-258-D	Dean Nakagawa	831-7968	Dean.Nakagawa@hawaii.gov
D	TRN 995	HI-80-0019-00	20.505	Metropolitan Trans. Planning	FTA	\$476,247	\$476,247	S-258-D	Dean Nakagawa	831-7968	Dean.Nakagawa@hawaii.gov
D	TRN 995	HI-80-0020-00	20.505	Metropolitan Trans. Planning	FTA	\$374,617	\$374,617	S-258-D	Dean Nakagawa	831-7968	Dean.Nakagawa@hawaii.gov
D	TRN 995	HI-80-0021-00	20.505	Metropolitan Trans. Planning	FTA	\$572,398	\$572,398	S-258-D	Dean Nakagawa	831-7968	Dean.Nakagawa@hawaii.gov
D	TRN 995	HI-80-0022-00	20.505	Metropolitan Trans. Planning	FTA	\$374,538	\$374,538	S-258-D	Dean Nakagawa	831-7968	Dean.Nakagawa@hawaii.gov

Department of Transportation - General Administration
 Non-General Fund Listing

Table 12

<u>Name of Fund</u>	<u>Purpose</u>	<u>Statutory Reference</u>	<u>MOF</u>	<u>Beginning FY14 Unencumbered Cash Balance</u>	<u>Estimated FY14 Revenues</u>	<u>Estimated FY14 Expenditures and Encumbrances</u>	<u>Estimated FY14 Net Transfers</u>	<u>Estimated FY14 Ending Unencumbered Cash Balance</u>	<u>Balance in Excess of Program Needs</u>
General Administration	Operating funds for General Admin	Act 106/SLH12	B	\$ 7,341,574.00	\$ -	\$ 8,434,882	\$ 2,602,386	\$ (3,695,694)	\$ -
Protocol Funds for Executive Heads	Discretionary funds for the Department head	Act 162/SLH09	B	\$ 2,500.00	\$ -	\$ 2,500	\$ -	\$ -	\$ -
Aloha Tower Development Corporation	ATDC placed within DOT for administrative purposes, pursuant to section 26-35	Act 106/SLH12	B	\$ 552,318.00	\$ -	\$ 552,318	\$ -	\$ -	\$ -

Department of Transportation - General Administration
Vacancy Summary

Table 13

Prog ID/Org	MOF	All Established Positions					Salaries and Wages		
		Total Permanent FTE	Total Vacant Permanent FTE	Total Temporary FTE	Total Vacant Temporary FTE	% Vacant	Budgeted Amount for All Positions	Budgeted Amount for All Filled Positions	Approximate Vacancy Savings Rate
TRN995AA	B	104.00	24.00	3.00	0.00	22.4%	\$ 6,044,900	\$ 5,255,468	13.1%
						-			-
						-			-
						-			-
						-			-
						-			-
						-			-
						-			-
						-			-
						-			-
						-			-
						-			-
						-			-
						-			-
						-			-
						-			-
						-			-
						-			-
						-			-
						-			-
						-			-
						-			-
						-			-
						-			-
						-			-
						-			-
						-			-
						-			-
						-			-
						-			-
						-			-
						-			-
						-			-
						-			-
						-			-
						-			-

Department of Transportation - General Administration
 Vacant Positions as of November 30

Table 14

Prog ID	Date of Vacancy	Expected Fill Date	Position Number	Position Title	Exempt (Y/N)	SR Level	BU Code	Perm Temp (P/T)	FTE	MOF	Budgeted Amount	Actual Salary Last Paid	Authority to Hire (Y/N)	Occupied by 89 Day Hire (Y/N)	# of 89 Hire Appts	Describe if Filled by other Means	Priority # to Retain
995	10/16/13		29776	Office Assistant II	N	SR-06	03	P	1.00	B	36,516.00	36,516.00	Y	Y	1		11
995	02/01/13		22182	Data Entry Operator I	N	SR-08	03	P	1.00	B	32,424.00	32,424.00	Y	Y	2		12
995	06/04/13		9756	Data Processing Control Clerk I	N	SR-12	03	P	1.00	B	37,968.00	37,968.00	Y	Y			15
995	09/20/12		11816	Dept. Contracts Specialist	N	SR-22	13	P	1.00	B	49,332.00	49,332.00	Y	Y	5		8
995	01/03/13	01/06/14	46034	Engineer IV	N	SR-24	13	P	1.00	B	51,312.00	51,312.00	Y	Y	4		
995	12/19/11	01/06/14	47068	General Professional VII	N	SR-28	73	P	1.00	B	77,100.00	77,100.00	Y	N			
995	06/26/12		7773	Info Specialist IV	N	SR-20	13	P	1.00	B	42,132.00	42,132.00	Y	N			5
995	03/17/12		22117	Info Specialist III	N	SR-20	13	P	1.00	B	45,132.00	42,132.00	Y	Y	7		11
995	05/01/13		17568	Secretary I	N	SR-12	03	P	1.00	B	36,516.00	36,516.00	Y	Y	2		13
995	02/01/13		112292	Civil Rights Coordinator	N	EM-05	35	P	1.00	B	88,356.00	88,356.00	Y	N			1
995	10/01/13	01/02/14	112294	Secretary II	N	SR-14	63	P	1.00	B	41,040.00	41,040.00	Y	N			
995	04/01/13		6374	Personnel Clerk V	N	SR-13	63	P	1.00	B	32,424.00	32,424.00	Y	N			16
995	08/09/11		10395	Secretary III	N	SR-16	63	P	1.00	B	33,756.00	33,756.00	Y	N			14
995	02/01/13		40623	Personnel Mgmt. Specialist V	N	SR-24	73	P	1.00	B	45,576.00	45,576.00	Y	Y	2		7
995	08/17/12		31660	Personnel Mgmt. Specialist V	N	SR-24	73	P	1.00	B	51,312.00	62,424.00	Y	N			9
995	03/01/13		23664	Personnel Mgmt. Specialist VI	N	SR-26	73	P	1.00	B	82,128.00	82,128.00	Y	N			4
995	03/31/12	01/02/14	24728	Program Budget Analyst V	N	SR-24	13	P	1.00	B	55,500.00	55,500.00	Y	N			
995	07/01/11		27899	Program Evaluation Analyst V	N	SR-24	13	P	1.00	B	64,920.00	64,920.00	Y	N			6
995	12/31/12		26209	Management Analyst V	N	SR-24	13	P	1.00	B	75,960.00	75,960.00	Y	N			3
995	09/01/13		31262	Secretary II	N	SR-14	63	P	1.00	B	51,936.00	51,936.00	Y	Y	1		10
995	03/31/10		112475	Engineer IV	N	SR-22	13	P	1.00	B	50,832.00	50,832.00	Y	N			8
995	12/16/08		112252	Engineer V	N	SR-26	13	P	1.00	B	77,760.00	77,760.00	Y	Y	11		2
995	07/31/10	12/30/13	6691	Planner VI	N	SR-26	13	P	1.00	B	55,500.00	55,500.00	Y	N			
995	02/21/12	01/02/14	8601	Planner VI	N	SR-26	13	P	1.00	B	55,500.00	55,500.00	Y	N			
995	08/14/13	01/02/14	11598	Planner VII	N	SR-28	13	P	1.00	B	71,076.00	71,076.00	Y	N			

Department of Transportation - General Administration
Personnel Separations

Table 15

Prog ID/Org	Separation Date	Position Number	Position Title	Exempt (Y/N)	SR Level	BU Code	T/P	MOF	Budgeted FTE	Budgeted Salary	Actual FTE	Actual Salary
TRN995/AA	11/16/2013	100595	DEPUTY DIRECTOR (DEP-S)	Y	SR-NA	00	P	B	1.00	\$119,508.00	1.00	\$119,508.00
TRN995/AA	10/16/2013	29776	OFFICE ASSISTANT II	N	SR-06	03	P	B	1.00	\$36,516.00	1.00	\$36,516.00
TRN995/AA	10/1/2013	112294	SECRETARY II	N	SR-14	63	P	B	1.00	\$41,040.00	1.00	\$41,040.00
TRN995/AA	9/1/2013	31262	SECRETARY II	N	SR-14	63	P	B	1.00	\$51,936.00	1.00	\$51,936.00
TRN995/AA	8/1/2013	45683	ACCOUNT CLERK IV	N	SR-13	03	P	B	1.00	\$32,424.00	1.00	\$32,424.00
TRN995/AA	8/14/2013	11598	PLANNER VII	N	SR-28	13	P	B	1.00	\$71,076.00	1.00	\$71,076.00
TRN995/AA	6/3/2013	9160	OFFICE ASSISTANT III	N	SR-08	03	P	B	1.00	\$25,668.00	1.00	\$25,668.00
TRN995/AA	6/4/2013	9756	DATA PROCESSING CONTROL CLERK I	N	SR-12	03	P	B	1.00	\$37,968.00	1.00	\$37,968.00
TRN995/AA	5/1/2013	17568	SECRETARY I	N	SR-12	03	P	B	1.00	\$35,064.00	1.00	\$35,064.00
TRN995/AA	5/21/2013	49176	OFFICE ASSISTANT III	N	SR-08	03	P	B	1.00	\$25,668.00	1.00	\$25,668.00
TRN995/AA	4/1/2013	28815	ACCOUNT CLERK III	N	SR-11	03	P	B	1.00	\$39,480.00	1.00	\$39,480.00
TRN995/AA	4/1/2013	6374	PERSONNEL CLERK V	N	SR-13	63	P	B	1.00	\$32,424.00	1.00	\$32,424.00
TRN995/AA	3/1/2013	23664	PERSONNEL MANAGEMENT SPECIALIST VI	N	SR-26	73	P	B	1.00	\$82,128.00	1.00	\$82,128.00
TRN995/AA	2/1/2013	22182	DATA ENTRY OPERATOR I	N	SR-08	03	P	B	1.00	\$32,424.00	1.00	\$32,424.00
TRN995/AA	2/1/2013	100021	PRIVATE SECRETARY II	Y	SR-22	63	P	B	1.00	\$58,440.00	1.00	\$58,440.00
TRN995/AA	2/1/2013	112292	CIVIL RIGHTS COORDINATOR	N	EM05	35	P	B	1.00	\$88,356.00	1.00	\$88,356.00
TRN995/AA	2/25/2013	112294	SECRETARY II	N	SR-14	63	P	B	1.00	\$35,064.00	1.00	\$35,064.00
TRN995/AA	2/1/2013	40623	PERSONNEL MANAGEMENT SPECIALIST IV	N	SR-24	63	P	B	1.00	\$45,567.00	1.00	\$45,567.00
TRN995/AA	1/3/2013	46034	ENGINEER III	N	SR-24	13	P	B	1.00	\$51,312.00	1.00	\$51,312.00
TRN995/AA	12/31/2012	26209	MANAGEMENT ANALYST V	N	SR-24	73	P	B	1.00	\$75,960.00	1.00	\$75,960.00
TRN995/AA	11/14/2012	119102	PRIVATE SECRETARY II	Y	SR-22	63	P	B	1.00	\$54,012.00	1.00	\$54,012.00
TRN995/AA	11/16/2012	12230	AUDITOR (INTERNAL) IV	N	SR-22	13	P	B	1.00	\$47,412.00	1.00	\$47,412.00
TRN995/AA	10/1/2012	10755	CIVIL RIGHTS SPECIALIST V	N	SR-24	73	P	B	1.00	\$73,044.00	1.00	\$73,044.00
TRN995/AA	10/11/2012	112474	PLANNER V	N	SR-24	13	P	B	1.00	\$51,312.00	1.00	\$51,312.00
TRN995/AA	9/24/2012	10677	DEPARTMENTAL CONTRACTS SPECIALIST	N	SR-22	13	P	B	1.00	\$45,576.00	1.00	\$45,576.00
TRN995/AA	9/20/2012	11816	DEPARTMENTAL CONTRACTS SPECIALIST	N	SR-22	13	P	B	1.00	\$49,332.00	1.00	\$49,332.00
TRN995/AA	9/3/2012	47816	PERSONNEL CLERK V	N	SR-13	63	P	B	1.00	\$40,548.00	1.00	\$40,548.00
TRN995/AA	6/23/2012	110619	CIVIL RIGHTS SPECIALIST III	N	SR-20	13	P	B	1.00	\$42,132.00	1.00	\$42,132.00
TRN995/AA	5/21/2012	112310	CIVIL RIGHTS SPECIALIST V	N	SR-24	13	P	B	1.00	\$53,352.00	1.00	\$53,352.00
TRN995/AA	4/20/2012	40623	PERSONNEL MANAGEMENT SPECIALIST V	N	SR-24	73	P	B	1.00	\$51,312.00	1.00	\$51,312.00

Department of Transportation - General Administration
Personnel Separations

Table 15

<u>Prog ID/Org</u>	<u>Separation Date</u>	<u>Position Number</u>	<u>Position Title</u>	<u>Exempt (Y/N)</u>	<u>SR Level</u>	<u>BU Code</u>	<u>T/P</u>	<u>MOF</u>	<u>Budgeted FTE</u>	<u>Budgeted Salary</u>	<u>Actual FTE</u>	<u>Actual Salary</u>
TRN995/AA	4/19/2012	116342	COMMUNICATION DEVELOPMENT SPECIALIST	Y	SR-NA	73	T	B	1.00	\$90,000.00	1.00	\$90,000.00
TRN995/AA	4/17/2012	116339	CIVIL RIGHTS SPECIALIST V	N	SR-24	73	P	B	1.00	\$51,312.00	1.00	\$51,312.00
TRN995/AA	3/31/2012	24728	PROGRAM BUDGET ANALYST V	N	SR-24	13	P	B	1.00	\$55,500.00	1.00	\$55,500.00
TRN995/AA	3/17/2012	22117	INFORMATION SPECIALIST III	N	SR-20	13	P	B	1.00	\$42,132.00	1.00	\$42,132.00
TRN995/AA	12/30/2011	26295	ADMINISTRATIVE ASSISTANT VI	N	SR-26	13	P	B	1.00	\$78,024.00	1.00	\$78,024.00
TRN995/AA	11/30/2011	11598	PLANNER VII	N	SR-28	13	P	B	1.00	\$87,780.00	1.00	\$87,780.00
TRN995/AA	11/30/2011	9756	DATA PROC. CONTRL CLERK	N	SR-12	03	P	B	1.00	\$32,064.00	1.00	\$32,064.00
TRN995/AA	10/31/2011	49176	OFFICE ASSISTANT III	N	SR-08	03	P	B	1.00	\$32,424.00	1.00	\$32,424.00
TRN995/AA	8/31/2011	29776	OFFICE ASSISTANT II	N	SR-06	03	P	B	1.00	\$22,500.00	1.00	\$22,500.00
TRN995/AA	8/31/2011	45683	ACCOUNT CLERK IV	N	SR-13	03	P	B	1.00	\$37,968.00	1.00	\$37,968.00
TRN995/AA	8/15/2011	22182	DATA ENTRY OPERATOR I	N	SR-08	03	P	B	1.00	\$33,312.00	1.00	\$33,312.00
TRN995/AA	8/8/2011	10395	PERSONNEL CLERK V	N	SR-13	63	P	B	1.00	\$33,756.00	1.00	\$33,756.00
TRN995/AA	7/5/2011	100595	DEPUTY DIRECTOR	Y	SR-NA	00	P	E	1.00	\$97,524.00	1.00	\$97,524.00
TRN995/AA	7/8/2011	22117	INFO SPECIALIST III	N	SR-20	13	P	B	1.00	\$49,332.00	1.00	\$49,332.00

Department of Transportation - General Administration
New Hires

Table 16

<u>Prog ID/Org</u>	<u>New Hire Effective Date</u>	<u>Position Number</u>	<u>Position Title</u>	<u>Exempt (Y/N)</u>	<u>SR Level</u>	<u>BU Code</u>	<u>T/P</u>	<u>MOF</u>	<u>Budgeted FTE</u>	<u>Budgeted Salary</u>	<u>Actual FTE</u>	<u>Actual Salary</u>
TRN995/AA	11/16/2013	100595	DEPUTY DIRECTOR (DEP-S)	Y	SR-NA	00	P	B	1.00	\$ 119,508.00	1.00	\$ 119,508.00
TRN995/AA	11/16/2013	121106	PRIVATE SECRETARY II	Y	SR-22	63	P	B	1.00	\$ 54,012.00	1.00	\$ 54,012.00
TRN995/AA	11/1/2013	49176	OFFICE ASSISTANT III	N	SR-08	03	P	B	1.00	\$ 25,668.00	1.00	\$ 25,668.00
TRN995/AA	10/8/2013	45683	ACCOUNT CLERK IV	N	SR-13	03	P	B	1.00	\$ 32,424.00	1.00	\$ 37,968.00
TRN995/AA	10/1/2013	10755	CIVIL RIGHTS SPECIALIST V	N	SR-24	73	P	B	1.00	\$ 73,044.00	1.00	\$ 57,708.00
TRN995/AA	6/28/2013	9160	OFFICE ASSISTANT III	N	SR-08	03	P	B	1.00	\$ 25,668.00	1.00	\$ 25,668.00
TRN995/AA	6/18/2013	10677	DEPT. CONTRACTS SPECIALIST	N	SR-22	13	P	B	1.00	\$ 45,576.00	1.00	\$ 45,576.00
TRN995/AA	5/28/2013	12230	AUDITOR IV	N	SR-22	13	P	B	1.00	\$ 47,412.00	1.00	\$ 45,576.00
TRN995/AA	5/1/2013	112294	SECRETARY II	N	SR-14	63	P	B	1.00	\$ 35,064.00	1.00	\$ 39,480.00
TRN995/AA	4/24/2013	28815	ACCOUNT CLERK III	N	SR-11	03	P	B	1.00	\$ 39,480.00	1.00	\$ 37,968.00
TRN995/AA	4/8/2013	110619	CIVIL RIGHTS SPECIALIST IV	N	SR-22	13	P	B	1.00	\$ 42,132.00	1.00	\$ 45,576.00
TRN995/AA	4/8/2013	26295	PROGRAM EVALUATION ANALYST I	N	SR-20	13	P	B	1.00	\$ 38,988.00	1.00	\$ 42,132.00
TRN995/AA	3/18/2013	47816	PERSONNEL CLERK IV	N	SR-11	63	P	B	1.00	\$ 40,548.00	1.00	\$ 28,836.00
TRN995/AA	2/19/2013	100021	PRIVATE SECRETARY II	Y	SR-22	63	P	B	1.00	\$ 58,440.00	1.00	\$ 58,440.00
TRN995/AA	2/1/2013	5316	DEPT. PERSONNEL OFFICER IV	N	EM-07	35	P	B	1.00	\$ 112,596.00	1.00	\$ 117,096.00
TRN995/AA	12/18/2012	119102	PRIVATE SECRETARY II	N	SR-22	63	P	B	1.00	\$ 54,012.00	1.00	\$ 60,744.00
TRN995/AA	12/12/2012	112474	PLANNER V	N	SR-24	13	P	B	1.00	\$ 51,312.00	1.00	\$ 51,312.00
TRN995/AA	12/11/2012	8766	CIP ASSISTANT	N	SR-14	03	P	B	1.00	\$ 32,424.00	1.00	\$ 32,424.00
TRN995/AA	11/26/2012	45256	OFFICE ASSISTANT II	N	SR-06	03	P	B	1.00	\$ 23,688.00	1.00	\$ 23,688.00
TRN995/AA	11/16/2012	9605	GENERAL PROFESSIONAL IV	N	SR-22	03	P	B	1.00	\$ 51,312.00	1.00	\$ 51,312.00
TRN995/AA	11/9/2012	23537	DATA ENTRY OPERATOR I	N	SR-08	03	P	B	1.00	\$ 28,836.00	1.00	\$ 25,668.00
TRN995/AA	11/1/2012	11319	PERSONNEL MGMT. SPECIALIST V	N	SR-24	73	P	B	1.00	\$ 70,224.00	1.00	\$ 51,312.00
TRN995/AA	10/2/2012	112933	INFO TECH SPCLT V	N	SR-24	13	P	B	1.00	\$ 55,500.00	1.00	\$ 55,500.00
TRN995/AA	9/11/2012	9756	DATA PROCESSING CONTROL CLERK	N	SR-12	03	P	B	1.00	\$ 32,064.00	1.00	\$ 36,516.00
TRN995/AA	9/10/2012	10686	PLANNER IV	N	SR-24	13	P	B	1.00	\$ 45,576.00	1.00	\$ 45,576.00
TRN995/AA	8/21/2012	112310	CIVIL RIGHTS SPECIALIST V	N	SR-24	13	P	B	1.00	\$ 51,312.00	1.00	\$ 51,312.00
TRN995/AA	8/9/2012	116339	CIVIL RIGHTS SPECIALIST V	N	SR-24	73	P	B	1.00	\$ 51,312.00	1.00	\$ 51,312.00
TRN995/AA	7/17/2012	40623	PERSONNEL MGMT. SPECIALIST V	N	SR-22	73	P	B	1.00	\$ 45,576.00	1.00	\$ 45,576.00
TRN995/AA	5/22/2012	8663	GENERAL PROFESSIONAL VI	N	SR-26	13	P	B	1.00	\$ 86,052.00	1.00	\$ 57,708.00
TRN995/AA	5/16/2012	116342	COMMUNITY DEVELOPMENT SPECIALIST	Y	SR-NA	73	T	B	1.00	\$ 90,000.00	1.00	\$ 85,020.00
TRN995/AA	4/3/2012	112474	PLANNER V	N	SR-24	13	P	B	1.00	\$ 51,312.00	1.00	\$ 51,312.00
TRN995/AA	3/27/2012	6773	PLANNER V	N	SR-24	13	P	B	1.00	\$ 51,312.00	1.00	\$ 51,312.00
TRN995/AA	3/16/2012	11598	PLANNER VII	N	SR-28	13	P	B	1.00	\$ 71,076.00	1.00	\$ 71,076.00
TRN995/AA	3/12/2012	45256	OFFICE ASSISTANT II	N	SR-06	03	P	B	1.00	\$ 23,688.00	1.00	\$ 23,688.00
TRN995/AA	3/1/2012	33081	PROGRAM BUDGET ANALYST II	N	SR-18	13	P	B	1.00	\$ 38,988.00	1.00	\$ 38,988.00
TRN995/AA	3/1/2012	10677	DEPARTMENTAL CONTRACTS SPECIALIST	N	SR-22	13	P	B	1.00	\$ 45,576.00	1.00	\$ 45,576.00
TRN995/AA	2/21/2012	19159	PLANNER VII	N	SR-28	13	P	B	1.00	\$ 59,304.00	1.00	\$ 59,304.00
TRN995/AA	1/17/2012	22182	DATA ENTRY OPERATOR I	N	SR-08	03	P	B	1.00	\$ 30,804.00	1.00	\$ 30,804.00
TRN995/AA	1/9/2012	111560	ENGINEER VI	N	SR-28	13	P	B	1.00	\$ 73,980.00	1.00	\$ 73,980.00

Department of Transportation - General Administration
New Hires

Table 16

<u>Prog ID/Org</u>	<u>New Hire Effective Date</u>	<u>Position Number</u>	<u>Position Title</u>	<u>Exempt (Y/N)</u>	<u>SR Level</u>	<u>BU Code</u>	<u>T/P</u>	<u>MOF</u>	<u>Budgeted FTE</u>	<u>Budgeted Salary</u>	<u>Actual FTE</u>	<u>Actual Salary</u>
TRN995/AA	12/5/2011	110619	CIVIL RIGHTS SPECIALIST III	N	SR-20	13	P	B	1.00	\$ 40,020.00	1.00	\$ 40,020.00
TRN995/AA	12/1/2011	45683	ACCOUNT CLERK IV	N	SR-13	03	P	B	1.00	\$ 29,652.00	1.00	\$ 29,652.00
TRN995/AA	12/1/2011	29776	OFFICE ASSISTANT II	N	SR-06	03	P	B	1.00	\$ 33,312.00	1.00	\$ 33,312.00
TRN995/AA	11/14/2011	7773	INFORMATION SPECIALIST III	N	SR-20	13	P	B	1.00	\$ 40,020.00	1.00	\$ 40,020.00
TRN995/AA	9/19/2011	22117	INFORMATION SPECIALIST III	N	SR-20	13	P	B	1.00	\$ 40,020.00	1.00	\$ 40,020.00
TRN995/AA	9/7/2011	19159	PLANNER VII	N	SR-28	13	P	B	1.00	\$ 92,400.00	1.00	\$ 92,400.00
TRN995/AA	9/2/2011	45256	OFFICE ASSISTANT II	N	SR-06	03	P	B	1.00	\$ 22,500.00	1.00	\$ 22,500.00
TRN995/AA	9/1/2011	29776	OFFICE ASSISTANT II	N	SR-06	03	P	B	1.00	\$ 22,500.00	1.00	\$ 22,500.00
TRN995/AA	8/23/2011	47816	PERSONNEL CLERK V	N	SR-13	63	P	B	1.00	\$ 36,072.00	1.00	\$ 40,548.00
TRN995/AA	8/9/2011	112294	SECRETARY II	N	SR-14	63	P	B	1.00	\$ 36,516.00	1.00	\$ 36,516.00
TRN995/AA	8/1/2011	9160	OFFICE ASSISTANT III	N	SR-08	03	P	B	1.00	\$ 26,700.00	1.00	\$ 26,700.00
TRN995/AA	7/11/2011	100595	DEPUTY DIRECTOR	Y	SR-NA	00	P	B	1.00	\$ 97,524.00	1.00	\$ 97,524.00

Department of Transportation - General Administration
 Unauthorized Positions

Table 17

<u>Prog ID/Org</u>	<u>Date Established</u>	<u>Legal Authority</u>	<u>Position Number</u>	<u>Position Title</u>	<u>Exempt (Y/N)</u>	<u>SR Level</u>	<u>BU Code</u>	<u>T/P</u>	<u>MOF</u>	<u>FTE</u>	<u>Annual Salary</u>	<u>Filled (Y/N)</u>	<u>Occupied by 89 Day Hire (Y/N)</u>
	Not Applicable												

Department of Transportation - General Administration
Overtime Expenditures

Table 18

Prog ID	Program Title	MOF	FY12 (actual)			FY13 (actual)			FY14 (estimated)			FY15 (budgeted)		
			Base Salary \$\$\$\$	Overtime \$\$\$\$	Overtime Percent	Base Salary \$\$\$\$	Overtime \$\$\$\$	Overtime Percent	Base Salary \$\$\$\$	Overtime \$\$\$\$	Overtime Percent	Base Salary \$\$\$\$	Overtime \$\$\$\$	Overtime Percent
TRN995	General Administration	B	\$ 5,332,505	\$ 36,373	0.7%	\$ 5,100,028	\$ 71,669	1.4%	\$ 5,893,128	\$ 75,000	1.3%	\$ 5,945,200	\$ 75,000	1.3%

Department of Transportation - General Administration
Overpayments

Table 19

<u>Employee Name</u>	<u>Date of Overpayment</u>	<u>Gross Amount Overpaid</u>	<u>Amount Recovered</u>	<u>Balance</u>	<u>Category</u>				<u>Reason for Overpayment</u>	<u>Referred to Attorney General</u>
					<u>Employed</u>		<u>Not Employed</u>			
					<u>Occurred > 2 Years</u>	<u>Occurred < 2 Years</u>	<u>Occurred > 2 Years</u>	<u>Occurred < 2 Years</u>		
	10/2012 - 10/2013	\$ 462.50	\$ -	\$ 462.50		\$ 462.50			Shortage differential overpayment	No
	11/01/13 - 11/15/13	\$ 64.33	\$ -	\$ 64.33		\$ 64.33			Leave without pay	No

Department of Transportation - General Administration
Contract Costs

Table 20

Prog ID	MOF	Frequency		Max Value	Outstanding Balance	Term of Contract			Organization	Category E/L/P/C/ G/S	Description	Method and Frequency of Monitoring	POS Y/N
		Amount	(M/A/O)			Date Executed	From	To					
TRN995	B	\$ 218,060	A	\$ 501,499.72	\$ 101,570.52	11/1/2009			Hawaiian Telcom	S	Manage IP VPN WAN services	project manager	Y
TRN995	B	\$ 94,240	A	\$ 83,768.00	\$ 83,768.00	7/12/2013			Pacific Technology Solutions	S	IT Infrastructure Maintenance Services	project manager	Y
TRN995	B	\$ 322,293	A	\$ 621,834.00	\$ 373,549.61	7/31/2013			Dovetail Consulting	S	Establish & implement a state rail safety & security oversight program	project manager	Y
TRN995	B		as billed	\$ 84,816.00	\$ 84,109.20	6/14/2013			Hoike Networks Inc	S	Oracle applications & database maintenance support services	project manager	Y
	N			\$ 694,754.00	\$ 694,754.00						Furnishing and Delivering of Motor Vehicles for Non-Profit and Country Agencies		
TRN995	R		lump sum	\$ 173,688.00	\$ 173,688.00	9/5/2013			Soderholm Sales and Leasing, Inc	G	Furnishing and Delivering of Motor Vehicles for Non-Profit and Country Agencies	project manager	N
	N			\$ 496,252.00	\$ 496,252.00						Furnishing and Delivering of Motor Vehicles for Non-Profit and Country Agencies		
TRN995	R		lump sum	\$ 124,062.00	\$ 134,062.00	9/5/2013			Soderholm Sales and Leasing, Inc	G	Furnishing and Delivering of Motor Vehicles for Non-Profit and Country Agencies	project manager	N
	N			\$ 45,976.00	\$ 45,976.00						Furnishing and Delivering of Motor Vehicles for Non-Profit and Country Agencies		
TRN995	R		lump sum	\$ 11,493.98	\$ 11,493.98	9/10/2013			Inter Pacific Motors, inc.	G	Furnishing and Delivering of Motor Vehicles for Non-Profit and Country Agencies	project manager	N
	N			\$ 84,448.00	\$ 84,448.00						Furnishing and Delivering of Motor Vehicles for Non-Profit and Country Agencies		
TRN995	R		lump sum	\$ 21,112.74	\$ 21,112.74	9/10/2013			Inter Pacific Motors, inc.	G	Furnishing and Delivering of Motor Vehicles for Non-Profit and Country Agencies	project manager	N

Department of Transportation - General Administration
 Capital Improvements Program Requests

Table 21

<u>Prog ID</u>	<u>Prog ID</u> <u>Priority</u>	<u>Dept- Wide</u> <u>Priority</u>	<u>Project Title</u>	<u>MOF</u>	<u>FY14 \$\$\$</u>	<u>FY15 \$\$\$</u>
			Not Applicable			

Department of Transportation - General Administration
 Capital Improvements Program Lapses

Table 22

<u>Prog ID</u>	<u>Act/Year of Appropriation</u>	<u>Project Title</u>	<u>MOF</u>	<u>Amount \$\$\$\$</u>	<u>Reason</u>
		Not Applicable			

Department of Transportation - General Administration
 Division Resources

Table 23

<u>Division</u>	<u>Associated Program IDs</u>	
General Administration	TRN695/AC	Aloha Tower Development Corporation
General Administration	TRN995/AA	General Administration

Department of Transportation - General Administration
Organizational Charts

Table 24

<u>Year of Change</u> FY14/FY15	<u>Page</u> Number	<u>Description of Change</u>
FY14	1,2,3a	Reorganize the Office of Special Compliance Programs by establishing a new Environmental Program Manager position to head the office, establishing a new Secretary II position, changing its name to "Office of Environmental Compliance" and making substantive changes to its functional statement;
FY14	2	Establish General Professional IV under ATDC in TRN695. The staff position is to support the ATDC Board and its activities relative to administrative functions/interactions with the ATDC Lessees such as property management, insurance, legal and operational issues, as well as oversight of ATDC's jurisdiction/property interests and the development plans of lessees.
FY14	17	Convert temporary position PSN 119257, Federal Grant Development Specialist, SR 22 to General Professional V, SR 24, MOF N.

Department of Transportation

Table R

(by Division Priority Number)

Airports Division – page 1 - 21

Harbors Division – page 22 - 23

Highways Division – page 24 - 177

SENATE DISTRICT	PRIORITY NUMBER	ISLAND	REP DISTRICT	PROJECT SCOPE	ITEM NUMBER	EXPENDING AGENCY
15	1	1 - OAHU	030	N - NEW PROJECT		TRN

PROJECT TITLE:
 HONOLULU INTERNATIONAL AIRPORT, NEW MAUKA CONCOURSE IMPROVEMENTS, OAHU

PROJECT DESCRIPTION:
 DESIGN AND CONSTRUCTION FOR A NEW COMMUTER TERMINAL, NEW MAUKA CONCOURSE, AIRCRAFT APRON, TAXIWAYS AND BLAST FENCE NEAR THE INTERISLAND TERMINAL, AND OTHER RELATED IMPROVEMENTS FOR THE AIRPORT MODERNIZATION PROGRAM.

TOTAL ESTIMATED PROJECT COST (\$1,000'S):

PRIOR APPROPRIATIONS:

SLH YR	ACT	ITEM	TOTALS	PLANS	LAND ACQUISITION	DESIGN	CONSTRUCTION	EQUIPMENT
07	213	C-07	7,340	0	0	4,276	3,064	0
08	180	C-07	990	0	0	30	960	0
09	162	C-05	338,980	0	0	6,574	332,406	0
12	106	C-10.01	261,000	0	0	0	261,000	0
13	134	C-02	13,442	0	0	1,224	12,218	0
TOTAL			621,752	0	0	12,104	609,648	0

APPROPRIATIONS:

PART I: BY ELEMENTS	MOF	PRIOR YR	FY 2011-12	FY 2012-13	REQUESTED		FUTURE YEARS	TOTAL PROJ COST
					FY 2013-14	FY 2014-15		
PLANS	*	0	0	0	0	0	0	0
LAND ACQUISITION	*	0	0	0	0	0	0	0
DESIGN	*	10,850	0	0	1,224	0	0	12,074
CONSTRUCTION	*	336,430	0	261,000	12,218	280,000	0	889,648
EQUIPMENT	*	0	0	0	0	0	0	0
TOTAL COST		347,280	0	261,000	13,442	280,000	0	901,722

PART II: BY MEANS OF FINANCE	MOF	PRIOR YR	FY 2011-12	FY 2012-13	REQUESTED		FUTURE YEARS	TOTAL PROJ COST
					FY 2013-14	FY 2014-15		
REVENUE BONDS	E	347,280	0	261,000	13,442	280,000	0	901,722
TOTAL COST		347,280	0	261,000	13,442	280,000	0	901,722

A. TOTAL SCOPE OF PROJECT:

The new Mauka Concourse will add up to eleven (11) narrow-body aircraft gates at the Mauka end of the Interisland Terminal (IIT). The project scope includes the relocation of site utilities in the area of new construction; demolition of Terminal 3 (existing Commuter Terminal), associated ground level parking, and terminal landside roadways; roadway modifications at Aolele Street and the Airport Post Office; construction of a new commuter facility, new Mauka Concourse and aircraft apron, taxiways, blast fence; and other related improvements. This request is necessary due to increase in costs associated with the New Commuter Terminal to be located at the Diamond Head end of the airport instead of near the Interisland Terminal.

B. IDENTIFICATION OF NEED AND EVALUATION OF EXISTING SOLUTION:

The approved Honolulu International Airport (HNL) Terminal Modernization Plan recommends construction of a new Mauka Concourse where the existing Commuter Terminal is located. Therefore, prior to building the new Mauka Concourse, the existing Commuter Terminal shall be relocated. The new Commuter Terminal and new Mauka Concourse facilities will allow the HNL to better serve the needs of travellers and allow for efficient use of available space.

C. ALTERNATIVES CONSIDERED AND IMPACT IF PROJECT IS DEFERRED:

A new commuter terminal is required to ensure that the current and future air carriers are provided facilities to meet the needs of the travelling public. In addition, this replacement terminal is required to ensure Federal Aviation Administration (FAA) grant assurances are met providing access to existing and new carriers. If this project is deferred, the HNL Modernization Program will not be completed and the airport may not meet the capacity demands forecasted in the next 12 years.

D. DISCUSS WHAT IMPROVEMENTS WILL TAKE PLACE, WHEN PROJECT COMPLETED (INCLUDING BENEFITS TO BE DERIVED AND/OR DEFICIENCIES THIS PROJECT INTENDS TO CORRECT):

The HNL New Commuter terminal will contain all the functional components of the existing commuter terminal and include a ticket lobby, baggage claim, holdroom, and airline office space. The traveling public will benefit from this project and it will allow them continued access to the smaller State airports. The new concourse will construct new aircraft boarding gates, new holdrooms, loading bridges, concession spaces, and airline office space. The project will provide more modern and convenient facilities for the traveling public and address the current and projected shortage of aircraft gates.

E. IMPACT UPON FUTURE OPERATING REQUIREMENTS (SHOW INITIAL AND ONGOING FUNDING REQUIREMENTS BY COST ELEMENT, INCLUDING POSITION COUNT, MEANS OF FINANCING, FISCAL YEAR):

After the one year warranty period is over (after acceptance of the construction contract), the maintenance of the facility will be borne by the the Oahu District. It is estimated that 38 positions at approximately \$1,748,000/year and \$2,082,500 in routine maintenance costs, both in Special funds, will be required for the new Mauka Concourse annually.

F. ADDITIONAL INFORMATION:

This budget covers the Mauka Concourse (\$240M) and DH Commuter Terminal (\$40M) projects. With the Mauka Concourse project not scheduled to be advertised until the end of 2014, the existing appropriations will lapse on June 30, 2014. The Mauka Concourse project cost increase is due to the discovery of an Army Signal Corps line that runs across the airfield and needs to be relocated, additional constructability phasing attributed to the rail since the rail's foundations and columns will be installed prior to the start of construction of the Mauka Concourse, and escalation to mid year construction, now anticipated to be in 2016. The funding for the DH Commuter Terminal project, under the Mauka Concourse appropriations, will also lapse on June 30, 2014. While it is anticipated that bids can be opened by June 30, 2014, the \$40M budget is in the event that the DH Commuter Terminal, for some unforeseen reason that may arise, results in the existing appropriations lapsing. The DH Commuter Terminal project cost increase is primarily due to the footprint of the facility increasing in size to: 1) accommodate concession spaces in the holdroom, 2) increasing the aircraft load factors used in determining the holdroom size, and 3) adding additional security checkpoint, USDA agricultural inspection, and baggage claim areas for operational efficiencies.

SENATE DISTRICT	PRIORITY NUMBER	ISLAND	REP DISTRICT	PROJECT SCOPE	ITEM NUMBER	EXPENDING AGENCY
15	2	1 - OAHU	030	N - NEW PROJECT		TRN

PROJECT TITLE:
 HONOLULU INTERNATIONAL AIRPORT, ELLIOTT STREET SUPPORT FACILITIES, OAHU

PROJECT DESCRIPTION:
 CONSTRUCTION FOR SUPPORT FACILITIES NEAR ELLIOTT STREET INCLUDING MAINTENANCE FACILITIES, CARGO FACILITIES, TAXILANE G AND L WIDENING AND REALIGNMENT, AND OTHER RELATED IMPROVEMENTS FOR THE AIRPORT MODERNIZATION PROGRAM.

TOTAL ESTIMATED PROJECT COST (\$1,000'S):

PRIOR APPROPRIATIONS:

SLH	YR	ACT	ITEM	TOTALS	PLANS	LAND ACQUISITION	DESIGN	CONSTRUCTION	EQUIPMENT
07	213		C-03	14,525	0	0	3,337	11,188	0
08	158		C-03	75,870	0	0	66	75,804	0
09	162		C-01	71,365	0	0	275	71,090	0
10	180		C-01	79,600	0	0	7,960	71,640	0
12	106		C-10.02	37,000	0	0	0	37,000	0
13	134		C-03	38,000	0	0	0	38,000	0
TOTAL				316,360	0	0	11,638	304,722	0

APPROPRIATIONS:

PART I: BY ELEMENTS	MOF	PRIOR YR	FY 2011-12	FY 2012-13	REQUESTED		FUTURE YEARS	TOTAL PROJ COST
					FY 2013-14	FY 2014-15		
PLANS	*	0	0	0	0	0	0	0
LAND ACQUISITION	*	0	0	0	0	0	0	0
DESIGN	*	11,638	0	0	0	0	0	11,638
CONSTRUCTION	*	229,722	0	37,000	38,000	100,000	0	404,722
EQUIPMENT	*	0	0	0	0	0	0	0
TOTAL COST		241,360	0	37,000	38,000	100,000	0	416,360

PART II: BY MEANS OF FINANCE	MOF	PRIOR YR	FY 2011-12	FY 2012-13	REQUESTED		FUTURE YEARS	TOTAL PROJ COST
					FY 2013-14	FY 2014-15		
REVENUE BONDS	E	205,360	0	37,000	38,000	100,000	0	380,360
OTHER FUNDS	X	36,000	0	0	0	0	0	36,000
TOTAL COST		241,360	0	37,000	38,000	100,000	0	416,360

A. TOTAL SCOPE OF PROJECT:

This project includes construction of a new employee parking lot to accommodate tenants using the Elliott St. Support Facilities; removal and remediation of contaminated soil that may be encountered during removal of existing utilities, pavements and structures; demolition of the Aloha Air Cargo building; demolition of the existing maintenance facility used by Aloha and Hawaiian Airlines; construction of an aircraft parking apron for the new multi-user cargo facility and additional hardstands for parking aircraft overnight; construction for widening and realignment of the existing Taxiways G and L to provide increased separation required for Group V aircraft to meet FAA standards for aircraft separation on dual taxiways; and other related improvements. This request is necessary due to increase in costs of the Aloha Air Cargo demolition and hardstands, and Taxiways G and L widening and realignment.

B. IDENTIFICATION OF NEED AND EVALUATION OF EXISTING SOLUTION:

The approved HNL Modernization Program recommends that this project be completed to meet the future needs of the traveling public and to ensure the efficient and effective use of available space at HNL airport.

C. ALTERNATIVES CONSIDERED AND IMPACT IF PROJECT IS DEFERRED:

If the project is deferred, the HNL Modernization Program will not be completed and the traveling public will not realize the benefits of more modern and convenient facilities. Capacity enhancement to gates at the airport will not be done, limiting the type of aircraft that can utilize these gates.

D. DISCUSS WHAT IMPROVEMENTS WILL TAKE PLACE, WHEN PROJECT COMPLETED (INCLUDING BENEFITS TO BE DERIVED AND/OR DEFICIENCIES THIS PROJECT INTENDS TO CORRECT):

The new maintenance facility will contain all the functional components of the existing maintenance facility including maintenance bays, aircraft mechanic areas, and storage areas. The project will correct the current taxiway restrictions that limit access to the Interisland terminal area.

E. IMPACT UPON FUTURE OPERATING REQUIREMENTS (SHOW INITIAL AND ONGOING FUNDING REQUIREMENTS BY COST ELEMENT, INCLUDING POSITION COUNT, MEANS OF FINANCING, FISCAL YEAR):

No impacts anticipated. Relocated facilities will be maintained by tenants.

F. ADDITIONAL INFORMATION:

This budget covers the Taxiway G & L Widening Phase I, Taxiway G & L Widening Phase II and Aloha & Hawaiian Facility Demolition projects. The G & L Phase I project cost increased due to new FAA design standards anticipated to be issued prior to the completion of the project. The draft is being circulated, but the new standards requires more of the Manuwaia Canal to be covered. The project schedule was also accelerated to accommodate access to Hawaiian's new maintenance/cargo facility, but while the Commuter carriers are still operating at the existing Commuter Air Terminal (CAT). To minimize the operational impacts, the bid documents will require multiple work shifts which also increased the project cost. A condition to accelerate the project schedule while the Commuter carriers are still operating at the CAT is for Hawaiian's Ramp Advisory Office to assume responsibility of controlling aircraft movement into/out of the IIT, and accepting all liabilities. Since there is a possibility that Hawaiian may not want to assume the responsibilities and liabilities, the new project cost for G & L Phase I is being requested in the event that the project is not advertised and bids opened by the end of this fiscal year whose existing appropriations will lapse on June 30, 2014.

SENATE DISTRICT	PRIORITY NUMBER	ISLAND	REP DISTRICT	PROJECT SCOPE	ITEM NUMBER	EXPENDING AGENCY
00	3	0 - STATEWIDE	000	N - NEW PROJECT		TRN

PROJECT TITLE:
 RENTAL CAR FACILITY IMPROVEMENTS, STATEWIDE

PROJECT DESCRIPTION:
 CONSTRUCTION TO PROVIDE CONSOLIDATED CAR RENTAL FACILITY FOR THE RENTAL CAR AGENCIES AND OTHER RELATED IMPROVEMENTS FOR THE AIRPORT NEW DAY WORKS PROGRAM.

TOTAL ESTIMATED PROJECT COST (\$1,000'S):

PRIOR APPROPRIATIONS:

SLH	YR	ACT	ITEM	TOTALS	PLANS	LAND ACQUISITION	DESIGN	CONSTRUCTION	EQUIPMENT
09	162		C-47.02	6,200	0	0	6,200	0	0
10	180		C-47.02	62,600	1,000	17,000	12,900	31,700	0
12	106		C-29.04	493,000	0	0	0	493,000	0
13	134		C-30	80,000	0	0	0	80,000	0
TOTAL				641,800	1,000	17,000	19,100	604,700	0

APPROPRIATIONS:

PART I: BY ELEMENTS	MOF	PRIOR YR	FY 2011-12	FY 2012-13	REQUESTED		FUTURE YEARS	TOTAL PROJ COST
					FY 2013-14	FY 2014-15		
PLANS	*	1,000	0	0	0	0	0	1,000
LAND ACQUISITION	*	17,000	0	0	0	0	0	17,000
DESIGN	*	19,100	0	0	0	0	0	19,100
CONSTRUCTION	*	31,700	0	493,000	80,000	135,000	0	739,700
EQUIPMENT	*	0	0	0	0	0	0	0
TOTAL COST		68,800	0	493,000	80,000	135,000	0	776,800

PART II: BY MEANS OF FINANCE	MOF	PRIOR YR	FY 2011-12	FY 2012-13	REQUESTED		FUTURE YEARS	TOTAL PROJ COST
					FY 2013-14	FY 2014-15		
REVENUE BONDS	E	0	0	450,000	80,000	135,000	0	665,000
OTHER FUNDS	X	68,800	0	43,000	0	0	0	111,800
TOTAL COST		68,800	0	493,000	80,000	135,000	0	776,800

A. TOTAL SCOPE OF PROJECT:

The project provides for the necessary improvements for car rental facilities for the rental car agencies at statewide airports. Improvements include the construction of interim facilities, permanent structures and other related improvements. Work includes the planning, design and construction for the relocation of rental car agencies to an interim consolidated rental car facility at Honolulu International Airport (HNL); planning and design of a consolidated rental car facility at HNL; planning, design and construction of a relocated consolidated rental car facility at Kahului Airport; statewide program management for this project; and land acquisition at Lihue Airport for future improvements and other related improvements.

B. IDENTIFICATION OF NEED AND EVALUATION OF EXISTING SOLUTION:

Currently the rental car agencies do not have enough storage space for their fleet of rental cars and customers are often confused as to the location of their specific rental agency. This situation is not ideal for rental agencies and their customers. By consolidating the facilities of several car rental agencies, customers are better served, competition is fair, and the DOT-A is able to lease the newly improved facilities to the rental car agencies. In addition, this project will be funded with funds collected from the customer facility charge which was recently enacted to fund improvements to rental car facilities, statewide.

C. ALTERNATIVES CONSIDERED AND IMPACT IF PROJECT IS DEFERRED:

The alternative is to leave the rental car situation status quo. This alternative is not ideal since the airport is not generating revenue on the use of the land.

D. DISCUSS WHAT IMPROVEMENTS WILL TAKE PLACE, WHEN PROJECT COMPLETED (INCLUDING BENEFITS TO BE DERIVED AND/OR DEFICIENCIES THIS PROJECT INTENDS TO CORRECT):

The rental car agencies will have a facility for all operations of their business at Honolulu International Airport, Kahului Airport, Kona International Airport at Keahole, Hilo International Airport and Lihue Airport which are accommodated in the current financial plan. This will greatly improve the appearance of the areas surrounding the airport as well as bring in revenue to the airport.

E. IMPACT UPON FUTURE OPERATING REQUIREMENTS (SHOW INITIAL AND ONGOING FUNDING REQUIREMENTS BY COST ELEMENT, INCLUDING POSITION COUNT, MEANS OF FINANCING, FISCAL YEAR):

No impacts anticipated. The tenants for the rental car facilities will be responsible for the maintenance of their facilities (buildings, car washing equipment, etc.).

F. ADDITIONAL INFORMATION:

None.

SENATE DISTRICT	PRIORITY NUMBER	ISLAND	REP DISTRICT	PROJECT SCOPE	ITEM NUMBER	EXPENDING AGENCY
00	4	0 - STATEWIDE	00	N - NEW PROJECT		TRN

PROJECT TITLE:

STORMWATER PERMIT COMPLIANCE, STATEWIDE

PROJECT DESCRIPTION:

CONSTRUCTION FOR ENVIRONMENTAL IMPROVEMENTS AT STATEWIDE AIRPORTS, INCLUDING INSTALLATION OF WASHRACKS AND OTHER RELATED IMPROVEMENTS.

TOTAL ESTIMATED PROJECT COST (\$1,000'S):

PRIOR APPROPRIATIONS:

SLH		ITEM	TOTALS	PLANS	LAND ACQUISITION	DESIGN	CONSTRUCTION	EQUIPMENT
YR	ACT							
01	259	C-34	2,350	600	0	500	1,250	0
02	177	C-34	4,000	0	0	0	4,000	0
05	178	C-40	5,000	0	0	0	5,000	0
08	180	C-33.02	1,696	0	0	0	1,696	0
TOTAL			13,046	600	0	500	11,946	0

APPROPRIATIONS:

PART I: BY ELEMENTS	MOF	PRIOR YR	FY 2011-12	FY 2012-13	REQUESTED		FUTURE YEARS	TOTAL PROJ COST
					FY 2013-14	FY 2014-15		
PLANS	*	600	0	0	0	0	0	600
LAND ACQUISITION	*	0	0	0	0	0	0	0
DESIGN	*	500	0	0	0	0	0	500
CONSTRUCTION	*	11,946	0	0	0	2,000	0	13,946
EQUIPMENT	*	0	0	0	0	0	0	0
TOTAL COST			13,046	0	0	2,000	0	15,046

PART II: BY MEANS OF FINANCE	MOF	PRIOR YR	FY 2011-12	FY 2012-13	REQUESTED		FUTURE YEARS	TOTAL PROJ COST
					FY 2013-14	FY 2014-15		
SPECIAL FUND	B	7,600	0	0	0	0	0	7,600
REVENUE BONDS	E	454	0	0	0	2,000	0	2,454
FEDERAL FUNDS	N	4,992	0	0	0	0	0	4,992
TOTAL COST		13,046	0	0	0	2,000	0	15,046

A. TOTAL SCOPE OF PROJECT:

This project will provide environmental improvements for Kahului and Hilo International Airports. Work may include installation of washracks for vehicles and/or aircraft to capture wastewater and other related improvements.

B. IDENTIFICATION OF NEED AND EVALUATION OF EXISTING SOLUTION:

These services are needed for compliance with various environmental laws and regulations for such activities requiring permits such as Underground Injection Control [UIC] and National Pollution Discharge Elimination System [NPDES]. This project is needed to protect the State waters from runoff which occurs when either vehicles or aircraft are being washed on airport property.

C. ALTERNATIVES CONSIDERED AND IMPACT IF PROJECT IS DEFERRED:

If this project is deferred, the Airports Division will be subject to fines and violations should washwater be disposed of improperly. If this project is deferred, funding necessary to bring the Airports Division into compliance with existing and new environmental laws, regulations and deadlines will be limited. This increases the possibility of the Airports Division being fined for non-compliance with new environmental regulations due to lack of funding.

D. DISCUSS WHAT IMPROVEMENTS WILL TAKE PLACE, WHEN PROJECT COMPLETED (INCLUDING BENEFITS TO BE DERIVED AND/OR DEFICIENCIES THIS PROJECT INTENDS TO CORRECT):

This project will help bring DOT Airports into compliance with various environmental laws and regulations, and reduce the possibility of fines for violations.

E. IMPACT UPON FUTURE OPERATING REQUIREMENTS (SHOW INITIAL AND ONGOING FUNDING REQUIREMENTS BY COST ELEMENT, INCLUDING POSITION COUNT, MEANS OF FINANCING, FISCAL YEAR):

Approximately 5% of construction costs will be used for operating costs or about \$100,000 annually from State funds. It is anticipated that costs for the improvements may be recovered from tenants using the facilities via user fees or lease agreements.

F. ADDITIONAL INFORMATION:

None.

SENATE DISTRICT	PRIORITY NUMBER	ISLAND	REP DISTRICT	PROJECT SCOPE	ITEM NUMBER	EXPENDING AGENCY
04	5	3 - HAWAII	006	N - NEW PROJECT		TRN

PROJECT TITLE:

KONA INTERNATIONAL AIRPORT AT KEAHOLE, SOUTH RAMP TAXIWAY AND RAMP IMPROVEMENTS, HAWAII

PROJECT DESCRIPTION:

DESIGN FOR IMPROVEMENTS TO THE SOUTH RAMP TAXIWAY AND RAMP AND OTHER RELATED IMPROVEMENTS.

TOTAL ESTIMATED PROJECT COST (\$1,000'S):

PRIOR APPROPRIATIONS:

SLH YR ACT	ITEM	TOTALS	PLANS	LAND ACQUISITION	DESIGN	CONSTRUCTION	EQUIPMENT
		0	0	0	0	0	0

APPROPRIATIONS:

PART I: BY ELEMENTS	MOF	PRIOR YR	FY 2011-12	FY 2012-13	REQUESTED		FUTURE YEARS	TOTAL PROJ COST
					FY 2013-14	FY 2014-15		
PLANS	*	0	0	0	0	0	0	0
LAND ACQUISITION	*	0	0	0	0	0	0	0
DESIGN	*	0	0	0	0	1,900	0	1,900
CONSTRUCTION	*	0	0	0	0	0	0	0
EQUIPMENT	*	0	0	0	0	0	0	0
TOTAL COST		0	0	0	0	1,900	0	1,900

PART II: BY MEANS OF FINANCE	MOF	PRIOR YR	FY 2011-12	FY 2012-13	REQUESTED		FUTURE YEARS	TOTAL PROJ COST
					FY 2013-14	FY 2014-15		
REVENUE BONDS	E	0	0	0	0	1,900	0	1,900
TOTAL COST		0	0	0	0	1,900	0	1,900

A. TOTAL SCOPE OF PROJECT:

This project will provide for the design to extend the south ramp aircraft parking apron to relieve congestion of General Aviation (GA) aircraft at Kona International Airport at Keahole (KOA). The existing apron will be extended south over a graded area of approximately 450,000 sq. ft. to include ramp lighting, 20 tie-down anchors and associated pavement markings; and existing Taxiways K and L will be extended to the east approximately 150 ft. wide x 850 ft. long [127,500 sq. ft.] for each taxiway. A total of 255,000 sq. ft. of extended taxiway will also be provided for access to the site for future ramp, hangar, maintenance, storage, aircraft parking areas, lighting, aircraft washrack and associated pavement markings. Site improvements will include a utility corridor, lighting, support infrastructure and additional vehicle parking. The proposed extension will connect Road N [Paoo Street] with Uu Street at an approx. length of 850 ft. in accordance with the KOA Master Plan.

B. IDENTIFICATION OF NEED AND EVALUATION OF EXISTING SOLUTION:

Approximately 80 acres of graded land area at KOA has been left undeveloped for several years. Due to the increase and demand of general aviation aircraft as noted in the KOA Master Plan, there is insufficient ramp area and lack of facilities to properly maintain aircraft typically Group III and below. This project will alleviate the general aviation demand for additional facilities.

C. ALTERNATIVES CONSIDERED AND IMPACT IF PROJECT IS DEFERRED:

If this project is deferred, the land will not be best utilized to generate revenue for the Airports Division (DOT-A). In addition aircraft maintenance and support facilities will remain insufficient and inadequate to serve this sector of the aviation community while providing less opportunities to safely maintain, support, and secure aircraft.

D. DISCUSS WHAT IMPROVEMENTS WILL TAKE PLACE, WHEN PROJECT COMPLETED (INCLUDING BENEFITS TO BE DERIVED AND/OR DEFICIENCIES THIS PROJECT INTENDS TO CORRECT):

The project will increase the airport's revenues and provide much needed maintenance and support facilities for the general aviation community. DOT-A will provide the infrastructure and the general aviation tenants will build their own facilities.

E. IMPACT UPON FUTURE OPERATING REQUIREMENTS (SHOW INITIAL AND ONGOING FUNDING REQUIREMENTS BY COST ELEMENT, INCLUDING POSITION COUNT, MEANS OF FINANCING, FISCAL YEAR):

None.

F. ADDITIONAL INFORMATION:

None.

SENATE DISTRICT	PRIORITY NUMBER	ISLAND	REP DISTRICT	PROJECT SCOPE	ITEM NUMBER	EXPENDING AGENCY
00	6	0 - STATEWIDE	000	N - NEW PROJECT		TRN

PROJECT TITLE:
 TAXIWAY CONVERSION, STATEWIDE

PROJECT DESCRIPTION:
 PLANS FOR FEASIBILITY STUDIES FOR TAXIWAY CONVERSIONS TO RUNWAYS AT KONA INTERNATIONAL AIRPORT AT KEAHOLE AND LIHUE AIRPORT.

TOTAL ESTIMATED PROJECT COST (\$1,000'S):

PRIOR APPROPRIATIONS:

SLH	YR	ACT	ITEM	TOTALS	PLANS	LAND ACQUISITION	DESIGN	CONSTRUCTION	EQUIPMENT
			TOTAL	0	0	0	0	0	0

APPROPRIATIONS:

PART I: BY ELEMENTS	MOF	PRIOR YR	FY 2011-12	FY 2012-13	REQUESTED		FUTURE YEARS	TOTAL PROJ COST
					FY 2013-14	FY 2014-15		
PLANS	*	0	0	0	0	200	0	200
LAND ACQUISITION	*	0	0	0	0	0	0	0
DESIGN	*	0	0	0	0	0	0	0
CONSTRUCTION	*	0	0	0	0	0	0	0
EQUIPMENT	*	0	0	0	0	0	0	0
TOTAL COST		0	0	0	0	200	0	200

PART II: BY MEANS OF FINANCE	MOF	PRIOR YR	FY 2011-12	FY 2012-13	REQUESTED		FUTURE YEARS	TOTAL PROJ COST
					FY 2013-14	FY 2014-15		
REVENUE BONDS	E	0	0	0	0	200	0	200
TOTAL COST		0	0	0	0	200	0	200

A. TOTAL SCOPE OF PROJECT:

This project will provide for a feasibility study to determine the impact of the reconstruction and widening of the existing Taxiway A at Kona International Airport at Keahole (KOA) and Taxiway B at Lihue Airport (LIH), to be certified to accommodate Group IV aircraft in a temporary runway configuration, when necessary. Taxiways would normally be used as taxiways with the pavement markings and lighting but would be modified and used as a temporary runway in the event that maintenance work is required on the adjacent runways thus allowing for longer shut down periods and limited impact to air operations. Currently there is only one runway at KOA which severely restricts the amount of maintenance operations that can be accomplished at any given time.

B. IDENTIFICATION OF NEED AND EVALUATION OF EXISTING SOLUTION:

KOA has one runway (Runway 17-35). Due to operational restrictions, any maintenance or construction work on Runway 17-35 will be severely restricted to night activities and limited to just a few hours per day thus delaying needed repairs and affecting the airport's ability to address Federal Aviation Administration (FAA) Part 139 Airport Certification safety compliance issues. If the KOA can not meet the FAA Part 139 compliance issues, the FAA may ultimately shut down the runway and thus affect all air operations into and out of the KOA. Lihue Airport has the same issues for its Runway 17-35.

C. ALTERNATIVES CONSIDERED AND IMPACT IF PROJECT IS DEFERRED:

The airports could shut down the affected runway and divert flight operations to an alternate runway or have the air carriers adjust their flight schedules to allow for longer maintenance or construction activities at KOA or LIH. However, this would inconvenience passengers and increase costs to the airlines and passengers.

D. DISCUSS WHAT IMPROVEMENTS WILL TAKE PLACE, WHEN PROJECT COMPLETED (INCLUDING BENEFITS TO BE DERIVED AND/OR DEFICIENCIES THIS PROJECT INTENDS TO CORRECT):

The obvious advantage is that the proposed study will provide for alternatives to enhance the continued operations at the airport while allowing maximum amount of maintenance and construction activities to be performed in an expedient manner.

E. IMPACT UPON FUTURE OPERATING REQUIREMENTS (SHOW INITIAL AND ONGOING FUNDING REQUIREMENTS BY COST ELEMENT, INCLUDING POSITION COUNT, MEANS OF FINANCING, FISCAL YEAR):

None.

F. ADDITIONAL INFORMATION:

None.

SENATE DISTRICT	PRIORITY NUMBER	ISLAND	REP DISTRICT	PROJECT SCOPE	ITEM NUMBER	EXPENDING AGENCY
04	7	3 - HAWAII	006	N - NEW PROJECT	18	TRN

PROJECT TITLE:
 ELLISON S. ONIZUKA SPACE MUSEUM, HAWAII

PROJECT DESCRIPTION:
 DESIGN AND CONSTRUCTION FOR VARIOUS IMPROVEMENTS TO THE ELLISON S. ONIZUKA SPACE MUSEUM; GROUND AND SITE IMPROVEMENTS; EQUIPMENT AND APPURTENANCES.

TOTAL ESTIMATED PROJECT COST (\$1,000'S):

PRIOR APPROPRIATIONS:

SLH YR ACT	ITEM	TOTALS	PLANS	LAND ACQUISITION	DESIGN	CONSTRUCTION	EQUIPMENT
		0	0	0	0	0	0

APPROPRIATIONS:

PART I: BY ELEMENTS	MOF	PRIOR YR	FY 2011-12	FY 2012-13	REQUESTED		FUTURE YEARS	TOTAL PROJ COST
					FY 2013-14	FY 2014-15		
PLANS	*	0	0	0	0	0	0	0
LAND ACQUISITION	*	0	0	0	0	0	0	0
DESIGN	*	0	0	0	100	0	0	100
CONSTRUCTION	*	0	0	0	2,900	0	0	2,900
EQUIPMENT	*	0	0	0	0	0	0	0
TOTAL COST		0	0	0	3,000	0	0	3,000

PART II: BY MEANS OF FINANCE	MOF	PRIOR YR	FY 2011-12	FY 2012-13	REQUESTED		FUTURE YEARS	TOTAL PROJ COST
					FY 2013-14	FY 2014-15		
G.O. BONDS	C	0	0	0	3,000	0	0	3,000
TOTAL COST		0	0	0	3,000	0	0	3,000

A. TOTAL SCOPE OF PROJECT:

This project will provide for the design and construction of a new relocated Ellison S. Onizuka Space Museum.

B. IDENTIFICATION OF NEED AND EVALUATION OF EXISTING SOLUTION:

The current location of the Ellison S. Onizuka Space Museum in the terminal will be demolished for terminal modernization improvements. The space museum including ground and site improvements and equipment will be relocated across from the terminal.

C. ALTERNATIVES CONSIDERED AND IMPACT IF PROJECT IS DEFERRED:

If this project is deferred, the modernization program at the airport cannot proceed in a timely manner. The operations at the airport will continue to be inefficient and inconvenience staff and the public.

D. DISCUSS WHAT IMPROVEMENTS WILL TAKE PLACE, WHEN PROJECT COMPLETED (INCLUDING BENEFITS TO BE DERIVED AND/OR DEFICIENCIES THIS PROJECT INTENDS TO CORRECT):

The new Ellison S. Onizuka Space Museum will continue to be an educational institution for students as well as the general public. The new location will be farther from the terminal which will alleviate congestion in the terminal.

E. IMPACT UPON FUTURE OPERATING REQUIREMENTS (SHOW INITIAL AND ONGOING FUNDING REQUIREMENTS BY COST ELEMENT, INCLUDING POSITION COUNT, MEANS OF FINANCING, FISCAL YEAR):

None.

F. ADDITIONAL INFORMATION:

None.

SENATE DISTRICT	PRIORITY NUMBER	ISLAND	REP DISTRICT	PROJECT SCOPE	ITEM NUMBER	EXPENDING AGENCY
15	8	1 - OAHU	030	N - NEW PROJECT		TRN

PROJECT TITLE:
 HONOLULU INTERNATIONAL AIRPORT, DIAMOND HEAD CONCOURSE IMPROVEMENTS, OAHU

PROJECT DESCRIPTION:
 CONSTRUCTION FOR ASBESTOS ABATEMENT, CEILING AND AIR CONDITIONING IMPROVEMENTS, AND OTHER RELATED IMPROVEMENTS.

TOTAL ESTIMATED PROJECT COST (\$1,000'S):

PRIOR APPROPRIATIONS:

SLH	YR	ACT	ITEM	TOTALS	PLANS	LAND ACQUISITION	DESIGN	CONSTRUCTION	EQUIPMENT
	07	213	C-08	36,105	0	0	15,355	20,750	0
	08	158	C-08	7,195	0	0	125	7,070	0
	TOTAL			43,300	0	0	15,480	27,820	0

APPROPRIATIONS:

PART I: BY ELEMENTS	MOF	PRIOR YR	FY 2011-12	FY 2012-13	REQUESTED		FUTURE YEARS	TOTAL PROJ COST
					FY 2013-14	FY 2014-15		
PLANS	*	0	0	0	0	0	0	0
LAND ACQUISITION	*	0	0	0	0	0	0	0
DESIGN	*	15,480	0	0	0	0	0	15,480
CONSTRUCTION	*	27,820	0	0	0	9,400	0	37,220
EQUIPMENT	*	0	0	0	0	0	0	0
TOTAL COST		43,300	0	0	0	9,400	0	52,700

PART II: BY MEANS OF FINANCE	MOF	PRIOR YR	FY 2011-12	FY 2012-13	REQUESTED		FUTURE YEARS	TOTAL PROJ COST
					FY 2013-14	FY 2014-15		
REVENUE BONDS	E	43,300	0	0	0	9,400	0	52,700
TOTAL COST		43,300	0	0	0	9,400	0	52,700

A. TOTAL SCOPE OF PROJECT:

This project will provide for the construction of miscellaneous improvements to the Diamond Head (DH) Concourse at Honolulu International Airport. Work includes but is not limited to the asbestos abatement of the existing 3rd level ceiling and renovation with new ceiling; removal and replacement of air conditioning ductwork and insulation and the replacement of drinking fountains.

B. IDENTIFICATION OF NEED AND EVALUATION OF EXISTING SOLUTION:

There has not been any major renovations or upgrades to the DH Concourse since its construction. Previous projects to renovate or upgrade the DH Concourse (i.e. Intra-Terminal Transportation System) were deferred, and the current New Day Work Projects Program does not plan to renovate or upgrade the DH side of the airport for at least 10 years.

C. ALTERNATIVES CONSIDERED AND IMPACT IF PROJECT IS DEFERRED:

None. If project is deferred, the DH Concourse will continue to look outdated.

D. DISCUSS WHAT IMPROVEMENTS WILL TAKE PLACE, WHEN PROJECT COMPLETED (INCLUDING BENEFITS TO BE DERIVED AND/OR DEFICIENCIES THIS PROJECT INTENDS TO CORRECT):

The project will abate the asbestos in the 3rd level ceiling and renovate or upgrade the DH Concourse to modernize the appearance.

E. IMPACT UPON FUTURE OPERATING REQUIREMENTS (SHOW INITIAL AND ONGOING FUNDING REQUIREMENTS BY COST ELEMENT, INCLUDING POSITION COUNT, MEANS OF FINANCING, FISCAL YEAR):

No impacts anticipated.

F. ADDITIONAL INFORMATION:

None.

SENATE DISTRICT	PRIORITY NUMBER	ISLAND	REP DISTRICT	PROJECT SCOPE	ITEM NUMBER	EXPENDING AGENCY
15	9	1 - OAHU	030	N - NEW PROJECT		TRN

PROJECT TITLE:

HONOLULU INTERNATIONAL AIRPORT, PEDESTRIAN BRIDGE REPLACEMENT AND/OR REHABILITATION, OAHU

PROJECT DESCRIPTION:

CONSTRUCTION FOR THE REPLACEMENT AND/OR REHABILITATION OF THE PEDESTRIAN BRIDGES BETWEEN THE OVERSEAS TERMINAL AND THE OVERSEAS TERMINAL PARKING STRUCTURE AND OTHER RELATED IMPROVEMENTS.

TOTAL ESTIMATED PROJECT COST (\$1,000'S):

PRIOR APPROPRIATIONS:

SLH YR ACT	ITEM	TOTALS	PLANS	LAND ACQUISITION	DESIGN	CONSTRUCTION	EQUIPMENT
TOTAL		0	0	0	0	0	0

APPROPRIATIONS:

PART I: BY ELEMENTS	MOF	PRIOR YR	FY 2011-12	FY 2012-13	REQUESTED		FUTURE YEARS	TOTAL PROJ COST
					FY 2013-14	FY 2014-15		
PLANS	*	0	0	0	0	0	0	0
LAND ACQUISITION	*	0	0	0	0	0	0	0
DESIGN	*	0	0	0	0	0	0	0
CONSTRUCTION	*	0	0	0	0	12,000	0	12,000
EQUIPMENT	*	0	0	0	0	0	0	0
TOTAL COST		0	0	0	0	12,000	0	12,000

PART II: BY MEANS OF FINANCE	MOF	PRIOR YR	FY 2011-12	FY 2012-13	REQUESTED		FUTURE YEARS	TOTAL PROJ COST
					FY 2013-14	FY 2014-15		
REVENUE BONDS	E	0	0	0	0	12,000	0	12,000
TOTAL COST		0	0	0	0	12,000	0	12,000

A. TOTAL SCOPE OF PROJECT:

The scope of work involves the following improvements to the three pedestrian bridge crossings between the Overseas Terminal and the Overseas Terminal Parking Structure: 1) repair and replace (as necessary) the structural metal beams supporting the pedestrian bridges; 2) remove and replace the standing seam metal roof above the pedestrian bridges; 3) clear and repair the gutter and drain lines supporting the pedestrian bridges; 4) abate the lead containing paint applied to the supporting structural members as necessary to facilitate the repairs and new work; 5) apply all necessary corrosion inhibitors to the supporting structural members to ensure the durability of the repairs; and 6) appropriately shore the bridge during the necessary work while ensuring pedestrian/vehicular safety below.

B. IDENTIFICATION OF NEED AND EVALUATION OF EXISTING SOLUTION:

The three pedestrian bridges between the Overseas Terminal and the Overseas Terminal Parking Structure are all exhibiting varying degrees of corrosion. Of particular concern is the condition of the western-most bridge, where the corrosion (as observed from the exterior), was rated as "significant" in the Structural Inspection Report, prepared by Mitsunaga & Associates, Inc., dated July 2, 2013. If no action is taken, the bridge structural frame will continue to corrode, possibly resulting in catastrophic failure.

C. ALTERNATIVES CONSIDERED AND IMPACT IF PROJECT IS DEFERRED:

Alternatives to the suggested solution includes the closure and/or demolition of the pedestrian bridge(s). The closure however, will diminish the level of service offered to the users and patrons of the airport. The convenience and safety benefits of having "unimpeded" access between the Overseas Terminal and the Overseas Terminal Parking Structure will be lost (the primary access between the Overseas Terminal and the Overseas Terminal Parking Structure will be provided through a series of crosswalks traversing the at-grade roadways).

D. DISCUSS WHAT IMPROVEMENTS WILL TAKE PLACE, WHEN PROJECT COMPLETED (INCLUDING BENEFITS TO BE DERIVED AND/OR DEFICIENCIES THIS PROJECT INTENDS TO CORRECT):

The imminent safety hazard of utilizing a metal bridge that exhibit clear signs of "significant" corrosion will be addressed.

E. IMPACT UPON FUTURE OPERATING REQUIREMENTS (SHOW INITIAL AND ONGOING FUNDING REQUIREMENTS BY COST ELEMENT, INCLUDING POSITION COUNT, MEANS OF FINANCING, FISCAL YEAR):

None.

F. ADDITIONAL INFORMATION:

"The pedestrian bridges will be closed during construction, but will be closed one at a time as construction progresses. For example, when the western bridge is under construction, the central and eastern bridge will remain open for use. Pedestrians will also have the option of getting to/from the Overseas Terminal at the ground level (cross the "Arrivals" roadway at the mid-block signalized intersections). The operation of half of the Overseas Terminal parking garage by the rental car companies is expected to have no impact for the need to repair the bridges. Rental car customers are expected to utilize the eastern and central bridges, and public parking users are expected to utilize the central and western bridges. Employee parkers at the entire 5th level of the structure will continue to use all 3 bridges."

SENATE DISTRICT	PRIORITY NUMBER	ISLAND	REP DISTRICT	PROJECT SCOPE	ITEM NUMBER	EXPENDING AGENCY
01	01	3 - HAWAII	02	N - NEW PROJECT	34	TRN

PROJECT TITLE:
 HILO HARBOR MODIFICATIONS, HAWAII

PROJECT DESCRIPTION:
 PLANS TO MODIFY THE TURNING BASIN, ENTRANCE CHANNEL, AND OTHER PHYSICAL FEATURES TO IMPROVE NAVIGATIONAL SAFETY AND OPERATIONAL EFFICIENCIES AT HILO HARBOR, HAWAII.

TOTAL ESTIMATED PROJECT COST (\$1,000'S):

PRIOR APPROPRIATIONS:

SLH YR	ACT	ITEM	TOTALS	PLANS	LAND ACQUISITION	DESIGN	CONSTRUCTION	EQUIPMENT
05	178	C47	700	700	0	0	0	0
07	213	C40	700	700	0	0	0	0
TOTAL			1,400	1,400	0	0	0	0

APPROPRIATIONS:

PART I: BY ELEMENTS	MOF	PRIOR YR	FY 2011-12	FY 2012-13	REQUESTED		FUTURE YEARS	TOTAL PROJ COST	
					FY 2013-14	FY 2014-15			
PLANS	*	1,400	0	0	925	500	0	2,825	
LAND ACQUISITION	*	0	0	0	0	0	0	0	
DESIGN	*	0	0	0	0	0	0	0	
CONSTRUCTION	*	0	0	0	0	0	0	0	
EQUIPMENT	*	0	0	0	0	0	0	0	
TOTAL COST			1,400	0	0	925	500	0	2,825

PART II: BY MEANS OF FINANCE	MOF	PRIOR YR	FY 2011-12	FY 2012-13	REQUESTED		FUTURE YEARS	TOTAL PROJ COST	
					FY 2013-14	FY 2014-15			
SPECIAL FUND	B	1,400	0	0	925	500	0	2,825	
TOTAL COST			1,400	0	0	925	500	0	2,825

A. TOTAL SCOPE OF PROJECT:

This project will study the feasibility of improving navigational features at Hilo Harbor to address safety and operational efficiency issues including, but not limited to delays to the transport of cargo into and out of the harbor during excessive surge events and limited turn-around space within the irregularly-sized turning basin. Should the feasibility study prove worthy of federal interest, various stages of design and construction are anticipated to be cost-shared with the U.S. Army Corps of Engineers (USACE) based on a tiered cost-share structure. The feasibility study, if federal funds are appropriated, will be 50% cost-shared.

B. IDENTIFICATION OF NEED AND EVALUATION OF EXISTING SOLUTION:

The Corps of Engineers is planning to proceed with feasibility studies to determine federal interest in improving navigational features at Hilo Harbor. With modern container and cruise vessels increasing in size and draft, studies are necessary to determine the feasibility of modifying existing navigational features to provide safe and efficient passage for vessels using this port. These studies will determine federal feasibility and participation in any modification project.

C. ALTERNATIVES CONSIDERED AND IMPACT IF PROJECT IS DEFERRED:

If this project is deferred, the present navigational configuration will remain for the foreseeable future. Certain vessels may choose to bypass this harbor rather than risk accidents that could result in expensive repairs or environmental damage.

D. DISCUSS WHAT IMPROVEMENTS WILL TAKE PLACE, WHEN PROJECT COMPLETED (INCLUDING BENEFITS TO BE DERIVED AND/OR DEFICIENCIES THIS PROJECT INTENDS TO CORRECT):

Should feasibility studies prove to be successful, then turning basin and channel modifications would be implemented as well as other appropriate improvements. It is expected that such improvements would have a positive impact to the economy of the State.

E. IMPACT UPON FUTURE OPERATING REQUIREMENTS (SHOW INITIAL AND ONGOING FUNDING REQUIREMENTS BY COST ELEMENT, INCLUDING POSITION COUNT, MEANS OF FINANCING, FISCAL YEAR):

There should be no additional State funded operating or maintenance costs associated with this project. Should the improvements to navigational features be deemed feasible by the federal government and are implemented, operating efficiencies will be realized by the State and harbor users; thus, operating requirements will be lessened.

F. ADDITIONAL INFORMATION:

A request to initiate a project at Hilo Harbor has already been processed to the Army Corps of Engineers. This funding is required to show the Corps of Engineers that the local match is available for use should federal funds be appropriated. If approved, USACE will conduct the study and the state will reimburse the USACE for its cost-share.

SENATE DISTRICT	PRIORITY NUMBER	ISLAND	REP DISTRICT	PROJECT SCOPE	ITEM NUMBER	EXPENDING AGENCY
00	1	1 - OAHU	000	O - OTHER	46	TRN

PROJECT TITLE:

EROSION CONTROL PROGRAM FOR STATE HIGHWAYS AND FACILITIES, OAHU

PROJECT DESCRIPTION:

CONSTRUCTION FOR PERMANENT EROSION CONTROL MITIGATION MEASURES ON STATE HIGHWAYS AND FACILITIES ON OAHU.

TOTAL ESTIMATED PROJECT COST (\$1,000'S):

PRIOR APPROPRIATIONS:

SLH	YR	ACT	ITEM	TOTALS	PLANS	LAND ACQUISITION	DESIGN	CONSTRUCTION	EQUIPMENT
05	178		C-91	1,000	0	0	0	1,000	0
09	162		C-81	200	0	0	200	0	0
10	180		C-81	3,000	0	0	0	3,000	0
13	134		C-46	2,000	0	0	0	2,000	0
TOTAL				6,200	0	0	200	6,000	0

APPROPRIATIONS:

PART I: BY ELEMENTS	MOF	PRIOR YR	FY 2011-12	FY 2012-13	REQUESTED		FUTURE YEARS	TOTAL PROJ COST	
					FY 2013-14	FY 2014-15			
PLANS	*	0	0	0	0	0	0	0	
LAND ACQUISITION	*	0	0	0	0	0	0	0	
DESIGN	*	200	0	0	0	0	0	200	
CONSTRUCTION	*	4,000	0	0	2,000	2,000	0	8,000	
EQUIPMENT	*	0	0	0	0	0	0	0	
TOTAL COST			4,200	0	0	2,000	2,000	0	8,200

PART II: BY MEANS OF FINANCE	MOF	PRIOR YR	FY 2011-12	FY 2012-13	REQUESTED		FUTURE YEARS	TOTAL PROJ COST	
					FY 2013-14	FY 2014-15			
SPECIAL FUND	B	3,200	0	0	0	0	0	3,200	
REVENUE BONDS	E	1,000	0	0	2,000	2,000	0	5,000	
TOTAL COST			4,200	0	0	2,000	2,000	0	8,200

A. TOTAL SCOPE OF PROJECT:

Construction of permanent erosion control measures for the Highways Division's facilities on Oahu. Permanent erosion control measures are required for the Highways Division to be in compliance with the requirements of the Clean Water Act and Department of Health of the State of Hawaii, and to minimize the potential of legal action from the agencies enforcing these requirements.

B. IDENTIFICATION OF NEED AND EVALUATION OF EXISTING SOLUTION:

The Highways Division is under a consent decree for the violation of the Clean Water Act, and will be until the State of Hawaii Department of Health and the Environmental Protection Agency is satisfied that the Highways Division is able to comply with the requirements in the consent decree and the MS4 permit.

Temporary erosion control measures will be installed, but permanent erosion control measures should be constructed to replace the temporary erosion control measures because of the high cost and effort required to maintain the temporary erosion control measures.

C. ALTERNATIVES CONSIDERED AND IMPACT IF PROJECT IS DEFERRED:

"No action" will result in the EPA dictating how the Highways Division's funds are to be expended and the Highways Division incurring fines by the Environmental Protection Agency and other enforcement agencies.

D. DISCUSS WHAT IMPROVEMENTS WILL TAKE PLACE, WHEN PROJECT COMPLETED (INCLUDING BENEFITS TO BE DERIVED AND/OR DEFICIENCIES THIS PROJECT INTENDS TO CORRECT):

Permanent erosion control measures will be in place at the completion of this project. These improvements will result in less sediment from the Highways Division's facilities entering the State's waters, reduction in the maintenance requirements of the erosion control measures, and a significant reduction in the potential for legal action from the Environmental Protection Agency and the State of Hawaii Department of Health.

E. IMPACT UPON FUTURE OPERATING REQUIREMENTS (SHOW INITIAL AND ONGOING FUNDING REQUIREMENTS BY COST ELEMENT, INCLUDING POSITION COUNT, MEANS OF FINANCING, FISCAL YEAR):

Maintenance of permanent erosion control measures are less costly than temporary measures; therefore, maintenance requirements should decrease with the installation of permanent erosion control measures, since construction of permanent mitigations should replace temporary measures.

F. ADDITIONAL INFORMATION:

Implementation of permanent erosion control measures will be performed systematically once an inventory and prioritized listing of all sites is completed by the Highways Division.

SENATE DISTRICT	PRIORITY NUMBER	ISLAND	REP DISTRICT	PROJECT SCOPE	ITEM NUMBER	EXPENDING AGENCY
00	2	1 - OAHU	000	O - OTHER	47	TRN

PROJECT TITLE:

MISCELLANEOUS PERMANENT BEST MANAGEMENT PRACTICES, OAHU

PROJECT DESCRIPTION:

LAND ACQUISITION, DESIGN, AND CONSTRUCTION FOR PERMANENT BEST MANAGEMENT PRACTICE IMPROVEMENTS TO EXISTING HIGHWAY FACILITIES INCLUDING INSTALLATION OF STRUCTURAL AND NATURAL BEST MANAGEMENT PRACTICES AT VARIOUS LOCATIONS ON OAHU.

TOTAL ESTIMATED PROJECT COST (\$1,000'S):

PRIOR APPROPRIATIONS:

SLH YR	ACT	ITEM	TOTALS	PLANS	LAND ACQUISITION	DESIGN	CONSTRUCTION	EQUIPMENT
09	162	C-83	630	0	110	520	0	0
10	180	C-83	1,650	0	0	0	1,650	0
11	164	C-42	700	0	150	520	30	0
12	106	C-42	1,640	0	0	0	1,640	0
13	134	C-47	2,560	0	200	750	1,610	0
TOTAL			7,180	0	460	1,790	4,930	0

APPROPRIATIONS:

PART I: BY ELEMENTS	MOF	PRIOR YR	FY 2011-12	FY 2012-13	REQUESTED		FUTURE YEARS	TOTAL PROJ COST
					FY 2013-14	FY 2014-15		
PLANS	*	0	0	0	0	0	0	0
LAND ACQUISITION	*	110	150	0	200	0	0	460
DESIGN	*	520	520	0	750	0	0	1,790
CONSTRUCTION	*	1,650	30	1,640	1,610	3,950	0	8,880
EQUIPMENT	*	0	0	0	0	0	0	0
TOTAL COST		2,280	700	1,640	2,560	3,950	0	11,130

PART II: BY MEANS OF FINANCE	MOF	PRIOR YR	FY 2011-12	FY 2012-13	REQUESTED		FUTURE YEARS	TOTAL PROJ COST
					FY 2013-14	FY 2014-15		
SPECIAL FUND	B	2,280	0	0	0	0	0	2,280
REVENUE BONDS	E	0	700	1,640	2,560	3,950	0	8,850
TOTAL COST		2,280	700	1,640	2,560	3,950	0	11,130

A. TOTAL SCOPE OF PROJECT:

Constructing Permanent Best Management Practices, such as structural and natural Best Management Practices to improve the water quality at various watersheds on Oahu.

B. IDENTIFICATION OF NEED AND EVALUATION OF EXISTING SOLUTION:

An outfall retrofit feasibility study provides the State with the information to design and construct Best Management Practices (BMPs) to the SDOT Highways drainage system. The construction of these BMPs will assist in addressing the terms and conditions of the forthcoming MS4 permit as well as address the water quality concerns of various watersheds on State highways. These improvements will reduce accidents, protect the highway, alleviate pollution to adjacent state waters and reduce potential litigation from adjacent owners.

C. ALTERNATIVES CONSIDERED AND IMPACT IF PROJECT IS DEFERRED:

Do-Nothing: This is not an acceptable alternative due to the MS4 permit conditions set forth by the Department of Health.

D. DISCUSS WHAT IMPROVEMENTS WILL TAKE PLACE, WHEN PROJECT COMPLETED (INCLUDING BENEFITS TO BE DERIVED AND/OR DEFICIENCIES THIS PROJECT INTENDS TO CORRECT):

Constructing the BMPs will help to address the permit conditions set forth by DOH and reduce erosion within the highways right-of-way and adjacent areas as well as improve water quality in various watersheds.

E. IMPACT UPON FUTURE OPERATING REQUIREMENTS (SHOW INITIAL AND ONGOING FUNDING REQUIREMENTS BY COST ELEMENT, INCLUDING POSITION COUNT, MEANS OF FINANCING, FISCAL YEAR):

Maintenance costs will increase when these improvements are constructed.

F. ADDITIONAL INFORMATION:

The routes included are as follows:

- H-1 Freeway, MP 1.7 (H-1 and west of Ward Ave)
- H-1 Freeway, MP 23.79 (H-1 and west of Wilder Ave)
- H-3 Freeway, MP 7.9 (H-3 and Likelike Interchange)
- Likelike Hwy, MP 8.3 (Pipe 511063 along Likelike Hwy between inlet 112667 and RCBC)
- Likelike Hwy, MP 8.2 (Pipe 509045 along Likelike Hwy between inlet 105058 and RCBC)
- H-1 Freeway, MP 22.79 (H-1, Lunallo St and Kewalo St)
- H-1 Freeway, MP 23 (H-1 and east of Keaamoku St)
- H-1 Freeway, MP 24.57 (H-1 and Kapiolani Blvd IC)

SENATE DISTRICT	PRIORITY NUMBER	ISLAND	REP DISTRICT	PROJECT SCOPE	ITEM NUMBER	EXPENDING AGENCY
03	3	3 - HAWAII	007	I - RENOVATION PROJECT	80	TRN

PROJECT TITLE:

MAMALAHOA HIGHWAY, DRAINAGE IMPROVEMENTS, VICINITY OF PUUWAAWAA RANCH ROAD, HAWAII

PROJECT DESCRIPTION:

LAND ACQUISITION AND CONSTRUCTION FOR DRAINAGE IMPROVEMENTS FOR MAMALAHOA HIGHWAY IN THE VICINITY OF PUUWAAWAA RANCH ROAD THAT INCLUDES: RETAINING WALLS, ROAD REALIGNMENT AND/OR WIDENING, DRAINAGE STRUCTURES, RELOCATING UTILITIES, LAND ACQUISITION, AND OTHER IMPROVEMENTS. THIS PROJECT IS DEEMED NECESSARY TO QUALIFY FOR FEDERAL AID FINANCING AND/OR REIMBURSEMENT.

TOTAL ESTIMATED PROJECT COST (\$1,000'S):

PRIOR APPROPRIATIONS:

SLH YR	ACT	ITEM	TOTALS	PLANS	LAND ACQUISITION	DESIGN	CONSTRUCTION	EQUIPMENT
09	162	C-108	600	0	200	400	0	0
TOTAL			600	0	200	400	0	0

APPROPRIATIONS:

PART I: BY ELEMENTS	MOF	PRIOR YR	FY 2011-12	FY 2012-13	REQUESTED		FUTURE YEARS	TOTAL PROJ COST
					FY 2013-14	FY 2014-15		
PLANS	*	0	0	0	0	0	0	0
LAND ACQUISITION	*	200	0	0	0	200	0	400
DESIGN	*	400	0	0	0	0	0	400
CONSTRUCTION	*	0	0	0	0	6,000	0	6,000
EQUIPMENT	*	0	0	0	0	0	0	0
TOTAL COST		600	0	0	0	6,200	0	6,800

PART II: BY MEANS OF FINANCE	MOF	PRIOR YR	FY 2011-12	FY 2012-13	REQUESTED		FUTURE YEARS	TOTAL PROJ COST
					FY 2013-14	FY 2014-15		
REVENUE BONDS	E	600	0	0	0	1,400	0	2,000
FEDERAL FUNDS	N	0	0	0	0	4,800	0	4,800
TOTAL COST		600	0	0	0	6,200	0	6,800

A. TOTAL SCOPE OF PROJECT:

The scope of work includes improving the existing roadway section and drainage facilities along Mamalahoa Highway (Route 190) in the vicinity of Mile Post 21.0. The proposed construction may include and is not limited to the following: installing drainage inlets and culverts, constructing retaining walls along the cut-section, relocating existing utilities, regrading the roadway surface, and restriping the roadway. The work will also include acquiring additional right-of-way, obtaining environmental permits and clearances, and preparing design reports.

B. IDENTIFICATION OF NEED AND EVALUATION OF EXISTING SOLUTION:

The roadway in the vicinity of Mile Post 21.0 is situated along an S-curve and has been subject to several motor vehicular accidents during inclement weather. Several reports indicate that runoff sheetflows across the roadway pavement causing motor vehicles to hydroplane. Based on these reports, there is a need to reevaluate the existing roadway condition and install additional drainage facilities and other safety features as deemed necessary.

C. ALTERNATIVES CONSIDERED AND IMPACT IF PROJECT IS DEFERRED:

There are no feasible alternatives if the project is deferred. The area may be subject to future motor vehicular accidents during heavy rainfall if no improvements are done.

D. DISCUSS WHAT IMPROVEMENTS WILL TAKE PLACE, WHEN PROJECT COMPLETED (INCLUDING BENEFITS TO BE DERIVED AND/OR DEFICIENCIES THIS PROJECT INTENDS TO CORRECT):

See Item "a" above for proposed improvements. The improvements are intended to minimize runoff from crossing the roadway during rainfall events. This will improve the overall safety for passing motorists.

E. IMPACT UPON FUTURE OPERATING REQUIREMENTS (SHOW INITIAL AND ONGOING FUNDING REQUIREMENTS BY COST ELEMENT, INCLUDING POSITION COUNT, MEANS OF FINANCING, FISCAL YEAR):

Future operating requirements include maintaining the proposed drainage facilities. The work will include inspecting the drainage facilities, and removing debris from the drainage inlets and pipes. The work will be performed either by the Hawaii District maintenance personnel or by others through service contracts prepared by the District.

F. ADDITIONAL INFORMATION:

None

SENATE DISTRICT	PRIORITY NUMBER	ISLAND	REP DISTRICT	PROJECT SCOPE	ITEM NUMBER	EXPENDING AGENCY
00	4	0 - STATEWIDE	000	I - RENOVATION PROJECT	120	TRN

PROJECT TITLE:

IMPROVEMENTS TO INTERSECTIONS AND HIGHWAY FACILITIES, STATEWIDE

PROJECT DESCRIPTION:

DESIGN AND CONSTRUCTION FOR MISCELLANEOUS IMPROVEMENTS TO EXISTING INTERSECTIONS AND HIGHWAY FACILITIES NECESSARY FOR TRAFFIC SAFETY. THIS PROJECT IS DEEMED NECESSARY TO QUALIFY FOR FEDERAL AID FINANCING AND/OR REIMBURSEMENT.

TOTAL ESTIMATED PROJECT COST (\$1,000'S):

PRIOR APPROPRIATIONS:

SLH YR	ACT	ITEM	TOTALS	PLANS	LAND ACQUISITION	DESIGN	CONSTRUCTION	EQUIPMENT
		Prior Year	36,525	0	0	3,425	33,100	0
02	177	C-132	2,875	0	0	375	2,500	0
03	200	C-90	375	0	0	375	0	0
04	41	C-90	2,500	0	0	0	2,500	0
05	178	C-144	375	0	0	375	0	0
06	160	C-144	3,000	0	0	0	3,000	0
07	213	C-115	2,250	0	0	250	2,000	0
08	158	C-115	2,250	0	0	250	2,000	0
09	162	C-136	2,250	0	0	250	2,000	0
10	180	C-136	2,250	0	0	250	2,000	0
11	164	C-112	1,450	0	0	100	1,350	0
12	106	C-112	4,950	0	0	250	4,700	0
13	134	C-120	2,200	0	0	500	1,700	0
14		C-120	2,800	0	0	500	2,300	0
TOTAL			66,050	0	0	6,900	59,150	0

APPROPRIATIONS:

PART I: BY ELEMENTS	MOF	PRIOR YR	FY 2011-12	FY 2012-13	REQUESTED		FUTURE YEARS	TOTAL PROJ COST
					FY 2013-14	FY 2014-15		
PLANS	*	0	0	0	0	0	0	0
LAND ACQUISITION	*	0	0	0	0	0	0	0
DESIGN	*	5,550	100	250	500	1,500	0	7,900
CONSTRUCTION	*	49,100	1,350	4,700	1,700	3,300	0	60,150
EQUIPMENT	*	0	0	0	0	0	0	0
TOTAL COST		54,650	1,450	4,950	2,200	4,800	0	68,050

PART II: BY MEANS OF FINANCE	MOF	PRIOR YR	FY 2011-12	FY 2012-13	REQUESTED		FUTURE YEARS	TOTAL PROJ COST
					FY 2013-14	FY 2014-15		
REVENUE BONDS	E	14,582	450	1,190	220	480	0	16,922
FEDERAL FUNDS	N	40,068	1,000	3,760	1,980	4,320	0	51,128
TOTAL COST		54,650	1,450	4,950	2,200	4,800	0	68,050

A. TOTAL SCOPE OF PROJECT:

Improvements will be of various types based on analyses of traffic accidents and corrective engineering measures, including traffic signal systems, turning lanes, signing, pavement markings and other safety related work.

B. IDENTIFICATION OF NEED AND EVALUATION OF EXISTING SOLUTION:

The Miscellaneous Safety Improvements Program is the implementation portion of the Highway Safety Program of the State. The program is a requirement of the Highway Safety Act of 1973 and as amended. The State is required to develop and implement on a continuing basis a highway safety improvement program including selection, scheduling, construction, and evaluation of highway safety improvement projects. With the specific objective of reducing the number and severity of accidents, federal funds are provided by the Act.

C. ALTERNATIVES CONSIDERED AND IMPACT IF PROJECT IS DEFERRED:

Projects identified in the safety improvement program would not be constructed and deny safer traveling facilities for the motoring public. Federal funds may be lost.

D. DISCUSS WHAT IMPROVEMENTS WILL TAKE PLACE, WHEN PROJECT COMPLETED (INCLUDING BENEFITS TO BE DERIVED AND/OR DEFICIENCIES THIS PROJECT INTENDS TO CORRECT):

Safety improvement projects benefit the general public through safer highway environment and better traffic operations.

E. IMPACT UPON FUTURE OPERATING REQUIREMENTS (SHOW INITIAL AND ONGOING FUNDING REQUIREMENTS BY COST ELEMENT, INCLUDING POSITION COUNT, MEANS OF FINANCING, FISCAL YEAR):

There will be some increase in future maintenance and operations depending on the type of improvement constructed.

F. ADDITIONAL INFORMATION:

This project is included in the Statewide Transportation Improvement Program (STIP).

The routes involved in the plan for improvements to intersection and highway facilities are shown in the following listing:

OAHU

1. INTERSTATE ROUTE H-1 SAFETY IMPROVEMENT, BEGINNING OF H-1 TO WAIAWA OVERPASS, OAHU
2. INTERSTATE ROUTE H-3 SAFETY IMPROVEMENTS IN THE VICINITY OF KAMEHAMEHA HIGHWAY OFF-RAMP TO KANEOHE MARINE CORPS BASE HAWAII

HAWAII

1. HAWAII BELT ROAD SAFETY IMPROVEMENTS IN THE VICINITY OF PAPAIKOU MILL ROAD INTERSECTION
2. KEAAU-PAHOA ROAD, INTERSECTION IMPROVEMENTS, AT ORCHIDLAND DRIVE, PARADISE DRIVE AND AINALOA BOULEVARD
3. MAMALAHOA HIGHWAY SAFETY IMPROVEMENTS, MILEPOST 3.9 TO MILEPOST 6.9, HAWAII

MAUI

1. HONOAPIILANI HIGHWAY SAFETY IMPROVEMENTS, UKUMEHAME TO OLOWALU, MAUI

KAUAI

1. KAUMUALII HIGHWAY SAFETY IMPROVEMENTS IN THE VICINITY OF KAHILI MOUNTAIN PARK ROAD TO HANAPEPE LOOKOUT
2. KAUMUALII HIGHWAY SAFETY IMPROVEMENTS, VICINITY OF KAUAI HUMANE SOCIETY TO THE VICINITY OF MALUHIA ROAD, KAUAI
3. KUHIO HIGHWAY INTERSECTION IMPROVEMENTS AT LEHO STREET

SENATE DISTRICT	PRIORITY NUMBER	ISLAND	REP DISTRICT	PROJECT SCOPE	ITEM NUMBER	EXPENDING AGENCY
00	5	1 - OAHU	000	A - ADDITION PROJECT	48	TRN

PROJECT TITLE:

INTERSTATE ROUTE H-1, WESTBOUND AFTERNOON (PM) CONTRAFLOW, OAHU

PROJECT DESCRIPTION:

CONSTRUCTION FOR A PM CONTRAFLOW LANE ON INTERSTATE ROUTE H-1 FROM THE VICINITY OF RADFORD DRIVE TO THE VICINITY OF WAIKELE. THIS PROJECT IS DEEMED NECESSARY TO QUALIFY FOR FEDERAL AID FINANCING AND/OR REIMBURSEMENT.

TOTAL ESTIMATED PROJECT COST (\$1,000'S):

PRIOR APPROPRIATIONS:

SLH	YR	ACT	ITEM	TOTALS	PLANS	LAND ACQUISITION	DESIGN	CONSTRUCTION	EQUIPMENT
96	287		C-49J	17,850	0	0	850	17,000	0
02	177		C-92C	4,000	0	0	0	4,000	0
06	160		C-98.01	1,000	1,000	0	0	0	0
07	213		C-58	5,000	0	0	5,000	0	0
09	162		C-71	55,000	0	0	0	55,000	0
13	134		C-48	15,000	0	0	0	15,000	0
TOTAL				97,850	1,000	0	5,850	91,000	0

APPROPRIATIONS:

PART I: BY ELEMENTS	MOF	PRIOR YR	FY 2011-12	FY 2012-13	REQUESTED		FUTURE YEARS	TOTAL PROJ COST
					FY 2013-14	FY 2014-15		
PLANS	*	1,000	0	0	0	0	0	1,000
LAND ACQUISITION	*	0	0	0	0	0	0	0
DESIGN	*	5,850	0	0	0	0	0	5,850
CONSTRUCTION	*	76,000	0	0	15,000	40,000	0	131,000
EQUIPMENT	*	0	0	0	0	0	0	0
TOTAL COST		82,850	0	0	15,000	40,000	0	137,850

PART II: BY MEANS OF FINANCE	MOF	PRIOR YR	FY 2011-12	FY 2012-13	REQUESTED		FUTURE YEARS	TOTAL PROJ COST
					FY 2013-14	FY 2014-15		
SPECIAL FUND	B	17,850	0	0	0	0	0	17,850
REVENUE BONDS	E	17,000	0	0	1,500	8,000	0	26,500
FEDERAL FUNDS	N	48,000	0	0	13,500	32,000	0	93,500
TOTAL COST		82,850	0	0	15,000	40,000	0	137,850

A. TOTAL SCOPE OF PROJECT:

The project will implement a westbound afternoon contraflow lane (PM Zipperlane) from the vicinity of Radford Drive to the vicinity of Waikēle IC. Implementation will include widening and upgrade of the westbound H-1 shoulder from Waiawa IC to Waikēle IC for use as an auxiliary lane during peak hours. To accommodate the required widening, lengthening of the tunnel structure connecting eastbound H-1 to northbound H-2 will be required. This project to also include installing/upgrading fixed temporary barriers, or installing a reversible barrier to accommodate both AM and PM contraflow along H-1 from Waiawa IC to Vicinity of Radford Drive, as well as noise walls if found feasible and reasonable.

B. IDENTIFICATION OF NEED AND EVALUATION OF EXISTING SOLUTION:

This section of the H-1 is the most heavily traveled roadway in the state in both the AM and PM peak periods. With growth on the leeward side continuing, more capacity is needed soon. A PM Zipperlane will increase the capacity of westbound H-1 by one lane (or by 17%). If this is implemented in combination with other improvements, this project has the potential to greatly reduce congestion and the peak period duration and is cheaper than most alternatives considered below (except for #1).

C. ALTERNATIVES CONSIDERED AND IMPACT IF PROJECT IS DEFERRED:

Alternates considered are :

1. Increase westbound capacity through Waiawa Interchange
2. Light Rail
3. Double Decking H-1 Freeway
4. Widen the whole of the H-1 Freeway from Waiawa Interchange to Halawa Interchange (Westbound Waimalu Viaduct already under construction)

D. DISCUSS WHAT IMPROVEMENTS WILL TAKE PLACE, WHEN PROJECT COMPLETED (INCLUDING BENEFITS TO BE DERIVED AND/OR DEFICIENCIES THIS PROJECT INTENDS TO CORRECT):

As discussed above, the implementation of a successful PM Zipperlane will require, at minimum, not only the acquisition and management of the Zip Barrier, but also the widening of H-1 westbound from Waiawa IC to Waikēle IC, and lengthening of the tunnel structure connecting eastbound H-1 to northbound H-2. The widening is necessary to maintain sufficient capacity and allow proper dispersion in the westbound direction on H-1 during PM contraflow operations.

E. IMPACT UPON FUTURE OPERATING REQUIREMENTS (SHOW INITIAL AND ONGOING FUNDING REQUIREMENTS BY COST ELEMENT, INCLUDING POSITION COUNT, MEANS OF FINANCING, FISCAL YEAR):

There will be costs involved to maintain and operate the PM Zipperlane probably similar to that of the AM Zipperlane.

F. ADDITIONAL INFORMATION:

SENATE DISTRICT	PRIORITY NUMBER	ISLAND	REP DISTRICT	PROJECT SCOPE	ITEM NUMBER	EXPENDING AGENCY
00	6	1 - OAHU	000	I - RENOVATION PROJECT		TRN

PROJECT TITLE:

GUARDRAIL AND SHOULDER IMPROVEMENTS, VARIOUS LOCATIONS, OAHU

PROJECT DESCRIPTION:

DESIGN AND CONSTRUCTION FOR INSTALLING AND/OR UPGRADING THE EXISTING GUARDRAILS, END TERMINALS, TRANSITIONS, BRIDGE RAILING, BRIDGE ENDPOSTS AND CRASH ATTENUATORS; RECONSTRUCTING AND PAVING OF SHOULDERS. THIS PROJECT IS DEEMED NECESSARY TO QUALIFY FOR FEDERAL AID FINANCING AND/OR REIMBURSEMENT.

TOTAL ESTIMATED PROJECT COST (\$1,000'S):

PRIOR APPROPRIATIONS:

SLH		ITEM	TOTALS	PLANS	LAND ACQUISITION	DESIGN	CONSTRUCTION	EQUIPMENT
YR	ACT							
97	328	C-130	3,250	0	0	250	3,000	0
98	116	C-130	3,250	0	0	250	3,000	0
99	91	C-54	3,250	0	0	250	3,000	0
00	281	C-54	3,250	0	0	250	3,000	0
05	178	C-70	3,250	0	0	250	3,000	0
06	160	C-70	3,250	0	0	250	3,000	0
09	162	C-73	3,000	0	0	0	3,000	0
10	180	C-73	500	0	0	500	0	0
TOTAL			23,000	0	0	2,000	21,000	0

APPROPRIATIONS:

PART I: BY ELEMENTS	MOF	PRIOR YR	FY 2011-12	FY 2012-13	REQUESTED		FUTURE YEARS	TOTAL PROJ COST
					FY 2013-14	FY 2014-15		
PLANS	*	0	0	0	0	0	0	0
LAND ACQUISITION	*	0	0	0	0	0	0	0
DESIGN	*	2,000	0	0	0	500	0	2,500
CONSTRUCTION	*	21,000	0	0	0	6,180	0	27,180
EQUIPMENT	*	0	0	0	0	0	0	0
TOTAL COST		23,000	0	0	0	6,680	0	29,680

PART II: BY MEANS OF FINANCE	MOF	PRIOR YR	FY 2011-12	FY 2012-13	REQUESTED		FUTURE YEARS	TOTAL PROJ COST
					FY 2013-14	FY 2014-15		
REVENUE BONDS	E	5,000	0	0	0	1,336	0	6,336
FEDERAL FUNDS	N	18,000	0	0	0	5,344	0	23,344
TOTAL COST		23,000	0	0	0	6,680	0	29,680

A. TOTAL SCOPE OF PROJECT:

Improvements will be providing the motoring public with a better and safer guardrail system which will minimize injuries and increase survivability during a traffic accident. It will also minimize tort liabilities against the state and also satisfy the new Federal Highway Administration (FHWA) mandated NCHRP Report 350 or MASH criteria on guardrails, end terminals, bridge railing, bridge endposts and crash attenuators.

B. IDENTIFICATION OF NEED AND EVALUATION OF EXISTING SOLUTION:

The Guardrail and Shoulder Improvement Program is an annual, statewide safety improvement program which is part of the Highway Safety Program of the State. The program identifies areas requiring new installation or existing areas requiring upgrading of paved shoulders and guardrail systems on various highways. The State is required to develop, implement and maintain on a continuous basis, a guardrail and shoulder improvement program, which consist of selecting, installing and evaluating the latest highway safety products in order to reduce the number and severity of accidents. Federal Funding is provided by this act. Each island has their own annual guardrail and shoulder improvement program.

C. ALTERNATIVES CONSIDERED AND IMPACT IF PROJECT IS DEFERRED:

The Do-Nothing alternative was considered and determined unacceptable because it will leave substandard conditions that must be corrected for public safety. Deferring the program is definitely not recommended due to the possibility of federal funds being lost.

D. DISCUSS WHAT IMPROVEMENTS WILL TAKE PLACE, WHEN PROJECT COMPLETED (INCLUDING BENEFITS TO BE DERIVED AND/OR DEFICIENCIES THIS PROJECT INTENDS TO CORRECT):

The motoring public will be provided with a better and safer roadway system. Injuries and State liability will be minimized by installing the most advanced permanent safety hardware on our highway system.

E. IMPACT UPON FUTURE OPERATING REQUIREMENTS (SHOW INITIAL AND ONGOING FUNDING REQUIREMENTS BY COST ELEMENT, INCLUDING POSITION COUNT, MEANS OF FINANCING, FISCAL YEAR):

Annual maintenance and repair cost will increase in the future as replacement cost for the various safety hardware gets damaged or requires replacement/upgrade.

F. ADDITIONAL INFORMATION:

An FHWA mandate requiring the upgrade of all existing permanent highway safety hardware to meet NCHRP Report 350 or MASH criteria, is a Statewide mandate. All state highways should be upgraded as soon as possible to meet this requirement. Since it's impractical to upgrade all existing permanent highway safety hardware simultaneously, a program was developed to upgrade a portion of state-owned highways on an annual basis. To help expedite this FHWA mandated program, the Traffic Branch developed guidelines to install and/or upgrade existing guardrails, end terminals, transitions, bridge railing, bridge endposts and crash cushions under other Federal-Aid projects, in addition to guardrail-specific projects. Currently not all safety hardware has been upgraded to date. This project is intended to address the hardware that has not been addressed by previous projects. Due to the sheer number of hardware that still needs to be upgraded, this project will be phased.

The Oahu guardrail and shoulder improvement program includes the following projects:

1. End treatments, islandwide;
2. H-1, Kapiolani Interchange to Aiea Ave;
3. H-1, Middle St to Punchbowl St.

SENATE DISTRICT	PRIORITY NUMBER	ISLAND	REP DISTRICT	PROJECT SCOPE	ITEM NUMBER	EXPENDING AGENCY
00	7	3 - HAWAII	000	O - OTHER		TRN

PROJECT TITLE:

GUARDRAIL AND SHOULDER IMPROVEMENTS ON STATE HIGHWAYS, HAWAII

PROJECT DESCRIPTION:

DESIGN AND CONSTRUCTION FOR INSTALLING AND/OR UPGRADING EXISTING GUARDRAILS, END TERMINALS, TRANSITIONS, BRIDGE RAILING, BRIDGE END POSTS AND CRASH ATTENUATOR, AND RECONSTRUCTING AND PAVING SHOULDERS. THIS PROJECT IS DEEMED NECESSARY TO QUALIFY FOR FEDERAL AID FINANCING AND/OR REIMBURSEMENT.

TOTAL ESTIMATED PROJECT COST (\$1,000'S):

PRIOR APPROPRIATIONS:

SLH	YR	ACT	ITEM	TOTALS	PLANS	LAND ACQUISITION	DESIGN	CONSTRUCTION	EQUIPMENT
97	328		C-161	2,255	0	0	215	2,040	0
98	116		C-161	2,255	0	0	215	2,040	0
99	91		C-86	1,575	0	0	110	1,465	0
00	281		C-86	1,575	0	0	110	1,465	0
01	259		C-93	1,615	0	0	150	1,465	0
02	177		C-93	1,615	0	0	150	1,465	0
03	200		C-63	1,500	0	0	100	1,400	0
04	41		C-63	1,400	0	0	0	1,400	0
05	178		C-99	1,500	0	0	100	1,400	0
07	213		C-77	1,500	0	0	100	1,400	0
08	158		C-77	1,500	0	0	100	1,400	0
12	106		C-76.02	170	0	0	170	0	0
TOTAL				18,460	0	0	1,520	16,940	0

APPROPRIATIONS:

PART I: BY ELEMENTS	MOF	PRIOR YR	FY 2011-12	FY 2012-13	REQUESTED		FUTURE YEARS	TOTAL PROJ COST
					FY 2013-14	FY 2014-15		
PLANS	*	0	0	0	0	0	0	0
LAND ACQUISITION	*	0	0	0	0	0	0	0
DESIGN	*	1,490	0	170	0	500	0	2,160
CONSTRUCTION	*	19,940	0	0	0	6,500	0	26,440
EQUIPMENT	*	0	0	0	0	0	0	0
TOTAL COST		21,430	0	170	0	7,000	0	28,600

PART II: BY MEANS OF FINANCE	MOF	PRIOR YR	FY 2011-12	FY 2012-13	REQUESTED		FUTURE YEARS	TOTAL PROJ COST
					FY 2013-14	FY 2014-15		
REVENUE BONDS	E	4,775	0	170	0	1,400	0	6,345
FEDERAL FUNDS	N	16,655	0	0	0	5,600	0	22,255
TOTAL COST		21,430	0	170	0	7,000	0	28,600

A. TOTAL SCOPE OF PROJECT:

Improvements will provide the motoring public with a better and safer guardrail system, which will minimize injuries and increase survivability during a traffic accident. It will also minimize tort liabilities against the State and satisfy new Federal Highway Administration (FHWA) mandated NCHRP 350 criteria on guardrails, end terminals, bridge railing, bridge endposts and crash attenuators.

B. IDENTIFICATION OF NEED AND EVALUATION OF EXISTING SOLUTION:

The Guardrail and Shoulder Improvement Program is an annual, statewide safety improvement program, which is part of the Highway Safety Program of the State. The program identifies areas requiring new installation or existing areas requiring upgrading of paved shoulders and guardrail systems on various highways. The State is required to develop, implement and maintain on a continuous basis, a guardrail and shoulder improvement program, which consists of selecting, installing and evaluating the latest highway safety products in order to reduce the number and severity of accidents.

C. ALTERNATIVES CONSIDERED AND IMPACT IF PROJECT IS DEFERRED:

A Do-Nothing alternative was considered and determined unacceptable because it would leave substandard conditions that would still need to be corrected for public safety. Deferring the program is not recommended due to the possibility of federal funds being lost.

D. DISCUSS WHAT IMPROVEMENTS WILL TAKE PLACE, WHEN PROJECT COMPLETED (INCLUDING BENEFITS TO BE DERIVED AND/OR DEFICIENCIES THIS PROJECT INTENDS TO CORRECT):

The motoring public will be provided with a better and safer roadway system. Injuries and State liabilities will be minimized by installing the most advanced, permanent safety hardware on our highway system.

E. IMPACT UPON FUTURE OPERATING REQUIREMENTS (SHOW INITIAL AND ONGOING FUNDING REQUIREMENTS BY COST ELEMENT, INCLUDING POSITION COUNT, MEANS OF FINANCING, FISCAL YEAR):

Annual maintenance and repair costs will increase in the future, as various safety hardware gets damaged and requires replacement/upgrade.

F. ADDITIONAL INFORMATION:

Federal formula funds to be utilized. Project locations: 1) Hawaii Belt Road, Guardrail and Shoulder Improvements, Pakalana Street to Paauhau Road; 2) Hawaii Belt Road, Guardrail and Shoulder Improvements, Paauhau Road to Papalele Road; 3) Hawaii Belt Road, Guardrail and Shoulder Improvements, Papalele Road to Kuamoali Bridge; 4) Hawaii Belt Road, Guardrail and Shoulder Improvements, Kuamoali Bridge to Wapunahina Bridge; 5) Hawaii Belt Road, Kaala Bridge towards Kealakaha Bridge; 6) Hawaii Belt Road, Wapunahina Bridge to East Paaulo Bridge.

SENATE DISTRICT	PRIORITY NUMBER	ISLAND	REP DISTRICT	PROJECT SCOPE	ITEM NUMBER	EXPENDING AGENCY
00	8	2 - MAUI	000	O - OTHER		TRN

PROJECT TITLE:

GUARDRAIL AND SHOULDER IMPROVEMENTS ON STATE HIGHWAYS, MAUI

PROJECT DESCRIPTION:

DESIGN AND CONSTRUCTION FOR INSTALLING AND/OR UPGRADING EXISTING GUARDRAILS, END TERMINALS, TRANSITIONS, BRIDGE RAILINGS, BRIDGE ENDPOSTS AND CRASH ATTENUATORS, AND RECONSTRUCTING AND PAVING SHOULDERS. THIS PROJECT IS DEEMED NECESSARY TO QUALIFY FOR FEDERAL AID FINANCING AND/OR REIMBURSEMENT.

TOTAL ESTIMATED PROJECT COST (\$1,000'S):

PRIOR APPROPRIATIONS:

SLH	YR	ACT	ITEM	TOTALS	PLANS	LAND ACQUISITION	DESIGN	CONSTRUCTION	EQUIPMENT
98	116		C-174	1,275	0	0	25	1,250	0
99	91		C-93	1,690	0	0	100	1,590	0
00	281		C-94	1,690	0	0	100	1,590	0
06	160		C-116	1,100	0	0	100	1,000	0
08	158		C-91	1,000	0	0	0	1,000	0
07	213		C-91	250	0	0	250	0	0
85	300		C-52	600	0	0	50	550	0
86	345		C-52	550	0	0	40	510	0
87	216		C-70	726	0	0	66	660	0
89	316		C-66	66	0	0	66	0	0
92	300		C-72A	1,400	0	0	0	1,400	0
94	252		C-66	120	0	0	120	0	0
88	390		C-70	726	0	0	66	660	0
90	299		C-66	66	0	0	66	0	0
TOTAL				11,259	0	0	1,049	10,210	0

APPROPRIATIONS:

PART I: BY ELEMENTS	MOF	PRIOR YR	FY 2011-12	FY 2012-13	REQUESTED		FUTURE YEARS	TOTAL PROJ COST
					FY 2013-14	FY 2014-15		
PLANS	*	0	0	0	0	0	0	0
LAND ACQUISITION	*	0	0	0	0	0	0	0
DESIGN	*	1,425	0	0	0	500	0	1,925
CONSTRUCTION	*	14,350	0	0	0	1,500	0	15,850
EQUIPMENT	*	0	0	0	0	0	0	0
TOTAL COST		15,775	0	0	0	2,000	0	17,775

PART II: BY MEANS OF FINANCE	MOF	PRIOR YR	FY 2011-12	FY 2012-13	REQUESTED		FUTURE YEARS	TOTAL PROJ COST
					FY 2013-14	FY 2014-15		
SPECIAL FUND	B	4,134	0	0	0	0	0	4,134
G.O. BONDS REPAID	D	100	0	0	0	0	0	100
REVENUE BONDS	E	3,027	0	0	0	400	0	3,427
FEDERAL FUNDS	N	8,514	0	0	0	1,600	0	10,114
TOTAL COST		15,775	0	0	0	2,000	0	17,775

A. TOTAL SCOPE OF PROJECT:

Improvements will provide the motoring public with a better and safer guardrail system, which will minimize injuries and increase survivability during a traffic accident. It will also minimize tort liabilities against the State and satisfy new Federal Highway Administration (FHWA) mandated NCHRP 350 criteria on guardrails, end terminals, bridge railing, bridge endposts and crash attenuators.

B. IDENTIFICATION OF NEED AND EVALUATION OF EXISTING SOLUTION:

The Guardrail and Shoulder Improvement Program is an annual, statewide safety improvement program, which is part of the Highway Safety Program of the State. The program identifies areas requiring new installation or existing areas requiring upgrading of paved shoulders and guardrail systems on various highways. The State is required to develop, implement and maintain on a continuous basis, a guardrail and shoulder improvement program, which consists of selecting, installing and evaluating the latest highway safety products in order to reduce the number and severity of accidents. Federal Funding is provided by this act. Each island has their own annual guardrail and shoulder improvement program.

C. ALTERNATIVES CONSIDERED AND IMPACT IF PROJECT IS DEFERRED:

A Do-Nothing alternative was considered and determined unacceptable because it would leave substandard conditions that would still need to be corrected for public safety. Deferring the program is definitely not recommended due to the possibility of federal funds being lost.

D. DISCUSS WHAT IMPROVEMENTS WILL TAKE PLACE, WHEN PROJECT COMPLETED (INCLUDING BENEFITS TO BE DERIVED AND/OR DEFICIENCIES THIS PROJECT INTENDS TO CORRECT):

The motoring public will be provided with a better and safer roadway system. Injuries and State liabilities will be minimized by installing the most advanced, permanent safety hardware on our highway system.

E. IMPACT UPON FUTURE OPERATING REQUIREMENTS (SHOW INITIAL AND ONGOING FUNDING REQUIREMENTS BY COST ELEMENT, INCLUDING POSITION COUNT, MEANS OF FINANCING, FISCAL YEAR):

Annual maintenance and repair costs will increase in the future, as various safety hardware gets damaged and requires replacement/upgrade.

F. ADDITIONAL INFORMATION:

This new FHWA mandate requiring the upgrading of all existing permanent highway safety hardware to meet the new NCHRP 350 criteria is a Statewide mandate. All state highways should be upgraded as soon as possible to meet the new requirement. Since it's impractical to upgrade all existing permanent highway safety hardware simultaneously, an upgrade program has been developed to cover a portion of state-owned highways on an annual basis. The program will take approximately 15 years to complete. The Traffic Branch is developing guidelines for implementations beginning in Federal fiscal year 1997, which includes the requirement of safety hardware (guardrail, end terminals, transitions, bridge railing, bridge endposts and crash cushions) installation and/or upgrade within the limits of other Federal-Aid projects. Project locations are along various locations on the National Highway System, Maui. This project is included in the Statewide Transportation Improvement Program (STIP). Federal formula funds to be utilized. Project locations: 1) Honoapiilani Highway Guardrail and Shoulder Improvements, Honokahua Bridge to Papanahoa Bridge; 2) Guardrail and Shoulder Improvements on Various State Routes, Various Locations, Maui

SENATE DISTRICT	PRIORITY NUMBER	ISLAND	REP DISTRICT	PROJECT SCOPE	ITEM NUMBER	EXPENDING AGENCY
07	9	5 - MOLOKAI	013	I - RENOVATION PROJECT		TRN

PROJECT TITLE:

GUARDRAIL AND SHOULDER IMPROVEMENTS ON STATE HIGHWAYS, MOLOKAI

PROJECT DESCRIPTION:

CONSTRUCTION TO BUILD ASPHALT CONCRETE PAVED SHOULDERS AND INSTALLING AND/OR UPGRADING EXISTING GUARDRAILS. THIS PROJECT IS DEEMED NECESSARY TO QUALIFY FOR FEDERAL AID FINANCING AND/OR REIMBURSEMENT.

TOTAL ESTIMATED PROJECT COST (\$1,000'S):

PRIOR APPROPRIATIONS:

SLH	YR	ACT	ITEM	TOTALS	PLANS	LAND ACQUISITION	DESIGN	CONSTRUCTION	EQUIPMENT
	95	218	C-68	60	0	0	60	0	0
	96	287	C-68	600	0	0	0	600	0
	97	328	C-191	20	0	0	20	0	0
	98	116	C-191	610	0	0	0	610	0
	99	091	C-101	75	0	0	75	0	0
	00	281	C-101	710	0	0	0	710	0
	03	200	C-78	700	0	0	0	700	0
	05	178	C-125	700	0	0	100	600	0
	06	160	C-125	700	0	0	0	700	0
	11	164	C-78	825	0	0	75	750	0
	12	106	C-78	750	0	0	0	750	0
	TOTAL			5,750	0	0	330	5,420	0

APPROPRIATIONS:

PART I: BY ELEMENTS	MOF	PRIOR YR	FY 2011-12	FY 2012-13	REQUESTED		FUTURE YEARS	TOTAL PROJ COST
					FY 2013-14	FY 2014-15		
PLANS	*	0	0	0	0	0	0	0
LAND ACQUISITION	*	0	0	0	0	0	0	0
DESIGN	*	258	75	0	0	0	0	333
CONSTRUCTION	*	4,600	750	750	0	1,000	0	7,100
EQUIPMENT	*	0	0	0	0	0	0	0
TOTAL COST		4,858	825	750	0	1,000	0	7,433

PART II: BY MEANS OF FINANCE	MOF	PRIOR YR	FY 2011-12	FY 2012-13	REQUESTED		FUTURE YEARS	TOTAL PROJ COST
					FY 2013-14	FY 2014-15		
REVENUE BONDS	E	1,055	225	150	0	200	0	1,630
FEDERAL FUNDS	N	3,803	600	600	0	800	0	5,803
TOTAL COST		4,858	825	750	0	1,000	0	7,433

A. TOTAL SCOPE OF PROJECT:

Improvements will include installing new guardrails where required; replacing existing substandard guardrails; constructing paved shoulders; and other improvements necessary for the installation of guardrail and constructing paved shoulders.

B. IDENTIFICATION OF NEED AND EVALUATION OF EXISTING SOLUTION:

Installation of metal guardrail and replacement of existing substandard guardrails are required to conform with the current safety standards. The guardrails are necessary to protect vehicles from roadside obstacles and drop-offs. Paved shoulders will enhance traffic safety by providing a safe area of recovery should a vehicle travel off the road edge, and prevent water erosion, rutting, and pot holes adjacent to the edge of the travel way.

C. ALTERNATIVES CONSIDERED AND IMPACT IF PROJECT IS DEFERRED:

Where possible, if funding permits, roadside obstacles will be removed or modified and roadside slopes will be flattened to eliminate the need to install new guardrails. If the project is deferred, the amount of litigation and claims against the State will continue.

D. DISCUSS WHAT IMPROVEMENTS WILL TAKE PLACE, WHEN PROJECT COMPLETED (INCLUDING BENEFITS TO BE DERIVED AND/OR DEFICIENCIES THIS PROJECT INTENDS TO CORRECT):

Implementation of these improvements will minimize the number of roadside accidents by providing stable shoulders for recovery of and control of errant vehicles and for emergency refuge. The result will be a safer roadway for motorists and people where the improvements have been made.

E. IMPACT UPON FUTURE OPERATING REQUIREMENTS (SHOW INITIAL AND ONGOING FUNDING REQUIREMENTS BY COST ELEMENT, INCLUDING POSITION COUNT, MEANS OF FINANCING, FISCAL YEAR):

There should be no impact on maintenance and operating costs. Although maintenance on the increased length of guardrail will increase, that cost will be offset by savings due to reduced filling and grading maintenance because of the paved shoulders.

F. ADDITIONAL INFORMATION:

This is part of an on-going safety improvement program and is included in the Statewide Transportation Improvement Program (STIP).

SENATE DISTRICT	PRIORITY NUMBER	ISLAND	REP DISTRICT	PROJECT SCOPE	ITEM NUMBER	EXPENDING AGENCY
07	10	2 - MAUI	013	I - RENOVATION PROJECT		TRN

PROJECT TITLE:

HANA HIGHWAY IMPROVEMENTS, VICINITY OF MILEPOST 28.1, MAUI

PROJECT DESCRIPTION:

LAND ACQUISITION AND DESIGN FOR ROADWAY WIDENING AND/OR REALIGNMENT AND OTHER IMPROVEMENTS ALONG HANA HIGHWAY IN THE VICINITY OF MILEPOST 28.1.

TOTAL ESTIMATED PROJECT COST (\$1,000'S):

PRIOR APPROPRIATIONS:

SLH YR	ACT	ITEM	TOTALS	PLANS	LAND ACQUISITION	DESIGN	CONSTRUCTION	EQUIPMENT
11	164	C-87	155	0	50	105	0	0
12	106	C-87	675	0	0	0	675	0
TOTAL			830	0	50	105	675	0

APPROPRIATIONS:

PART I: BY ELEMENTS	MOF	PRIOR YR	FY 2011-12	FY 2012-13	REQUESTED		FUTURE YEARS	TOTAL PROJ COST
					FY 2013-14	FY 2014-15		
PLANS	*	0	0	0	0	0	0	0
LAND ACQUISITION	*	0	50	0	0	100	0	150
DESIGN	*	0	105	0	0	100	0	205
CONSTRUCTION	*	0	0	675	0	0	0	675
EQUIPMENT	*	0	0	0	0	0	0	0
TOTAL COST		0	155	675	0	200	0	1,030

PART II: BY MEANS OF FINANCE	MOF	PRIOR YR	FY 2011-12	FY 2012-13	REQUESTED		FUTURE YEARS	TOTAL PROJ COST
					FY 2013-14	FY 2014-15		
REVENUE BONDS	E	0	155	675	0	200	0	1,030
TOTAL COST		0	155	675	0	200	0	1,030

A. TOTAL SCOPE OF PROJECT:

Widen and/or realign Hana Highway along the curve in the vicinity of milepost 28.1.

B. IDENTIFICATION OF NEED AND EVALUATION OF EXISTING SOLUTION:

Hana Highway in the vicinity of milepost 28.1 is a narrow, 2-lane roadway on a curve. Cars and buses have difficulty managing the turn, especially with oncoming traffic, and sight distance is limited due to trees along the roadside.

C. ALTERNATIVES CONSIDERED AND IMPACT IF PROJECT IS DEFERRED:

The scope could be reduced to just tree removal, however, this would not provide the roadway widening needed for vehicles to better pass in this area.

D. DISCUSS WHAT IMPROVEMENTS WILL TAKE PLACE, WHEN PROJECT COMPLETED (INCLUDING BENEFITS TO BE DERIVED AND/OR DEFICIENCIES THIS PROJECT INTENDS TO CORRECT):

Hana Highway will be widened and/or realigned, and trees will be removed, as needed, for this widening/realignment, as well as for better sight distance.

E. IMPACT UPON FUTURE OPERATING REQUIREMENTS (SHOW INITIAL AND ONGOING FUNDING REQUIREMENTS BY COST ELEMENT, INCLUDING POSITION COUNT, MEANS OF FINANCING, FISCAL YEAR):

There will be cost savings on tree trimming maintenance costs.

F. ADDITIONAL INFORMATION:

SENATE DISTRICT	PRIORITY NUMBER	ISLAND	REP DISTRICT	PROJECT SCOPE	ITEM NUMBER	EXPENDING AGENCY
00	11	0 - STATEWIDE	00	I - RENOVATION PROJECT	121	TRN

PROJECT TITLE:

HIGHWAY SHORELINE PROTECTION, STATEWIDE

PROJECT DESCRIPTION:

DESIGN AND CONSTRUCTION FOR SHORELINE PROTECTION IMPROVEMENTS OF EXISTING STATE HIGHWAY FACILITIES, INCLUDING SHORELINE PROTECTION STRUCTURES, RELOCATION AND REALIGNMENT OF THE HIGHWAY AND BEACH FILL/NOURISHMENT. THIS PROJECT IS DEEMED NECESSARY TO QUALIFY FOR FEDERAL AID FINANCING AND/OR REIMBURSEMENT.

TOTAL ESTIMATED PROJECT COST (\$1,000'S):

PRIOR APPROPRIATIONS:

SLH YR	ACT	ITEM	TOTALS	PLANS	LAND ACQUISITION	DESIGN	CONSTRUCTION	EQUIPMENT
97	328	C-214	500	500	0	0	0	0
05	178	C-148	550	0	0	550	0	0
06	160	C-148	6,975	0	0	1,975	5,000	0
07	213	C-119	500	0	0	500	0	0
08	158	C-119	6,500	0	0	0	6,500	0
11	164	C-107	8,715	0	0	3,065	5,650	0
12	106	C-107	5,650	0	0	350	5,300	0
13	134	C-121	8,222	0	0	1,385	6,837	0
TOTAL			37,612	500	0	7,825	29,287	0

APPROPRIATIONS:

PART I: BY ELEMENTS	MOF	PRIOR YR	FY 2011-12	FY 2012-13	REQUESTED		FUTURE YEARS	TOTAL PROJ COST
					FY 2013-14	FY 2014-15		
PLANS	*	500	0	0	0	0	0	500
LAND ACQUISITION	*	0	0	0	0	0	0	0
DESIGN	*	3,025	3,065	350	1,385	2,400	0	10,225
CONSTRUCTION	*	11,500	5,650	5,300	6,837	17,264	0	46,551
EQUIPMENT	*	0	0	0	0	0	0	0
TOTAL COST		15,025	8,715	5,650	8,222	19,664	0	57,276

PART II: BY MEANS OF FINANCE	MOF	PRIOR YR	FY 2011-12	FY 2012-13	REQUESTED		FUTURE YEARS	TOTAL PROJ COST
					FY 2013-14	FY 2014-15		
REVENUE BONDS	E	5,425	4,195	1,410	6,004	5,853	0	22,887
FEDERAL FUNDS	N	9,600	4,520	4,240	2,218	13,811	0	34,389
TOTAL COST		15,025	8,715	5,650	8,222	19,664	0	57,276

A. TOTAL SCOPE OF PROJECT:

Construct various erosion protection and/or wave mitigation measures at various locations, including shoreline protection structures such as rock revetments, seawalls and groin fields, highway relocation or realignment, and beach fill/nourishment.

B. IDENTIFICATION OF NEED AND EVALUATION OF EXISTING SOLUTION:

The Highways Division completed a Statewide Shoreline Protection Study in November 2003. The object of the study was to develop a long-range plan for protecting and mitigating damage to the State Highway System. The study did an inventory, assessment and analysis of problem shoreline locations adjacent to our highways throughout the state. Eighteen priority locations were identified and conceptual design alternatives for erosion protection or mitigation of wave damage were developed. The study contains implementation recommendations to address all identified sites.

C. ALTERNATIVES CONSIDERED AND IMPACT IF PROJECT IS DEFERRED:

The alternative to implementation is the "Do Nothing" alternative. However, this is unacceptable because shoreline erosion will continue and pose danger and safety concerns to the public.

D. DISCUSS WHAT IMPROVEMENTS WILL TAKE PLACE, WHEN PROJECT COMPLETED (INCLUDING BENEFITS TO BE DERIVED AND/OR DEFICIENCIES THIS PROJECT INTENDS TO CORRECT):

State highways adjacent to the shoreline will be protected from further erosion and wave damage.

E. IMPACT UPON FUTURE OPERATING REQUIREMENTS (SHOW INITIAL AND ONGOING FUNDING REQUIREMENTS BY COST ELEMENT, INCLUDING POSITION COUNT, MEANS OF FINANCING, FISCAL YEAR):

The project will decrease future maintenance and operating costs since interim protection measures will not be required once permanent improvements are constructed.

F. ADDITIONAL INFORMATION:

Federal formula funds to be utilized. Shoreline protection locations include: Hanalei Bay (Kauai), Hauula (Oahu), Hilo Bayfront (Hawaii), Kawaihoa Beach (Oahu), Kaaawa (Oahu), Kaaawa - Kaolo Point, Kahului Bay (Maui), Kealia Pond (Maui), Makapuu Pier (Oahu), Makaha Beach Park (Oahu), Niaupala Fishpond (Molokai), Olowalu (Maui), Punaluu (Oahu), Waialua-Kumilmi (Molokai), Ukumehame - area 1 (Maui), Ukumehame - area 2, Ukumehame - area 3, Launiupoko (Maui), Kamehameha V Highway - MP15 (Molokai).

SENATE DISTRICT	PRIORITY NUMBER	ISLAND	REP DISTRICT	PROJECT SCOPE	ITEM NUMBER	EXPENDING AGENCY
00	12	0 - STATEWIDE	00	O - OTHER		TRN

PROJECT TITLE:

CLOSEOUT OF HIGHWAY CONSTRUCTION PROJECTS, STATEWIDE

PROJECT DESCRIPTION:

CONSTRUCTION FOR COMPLETION OF OUTSTANDING CONSTRUCTION PROJECTS FOR POSTING OF AS-BUILT PLANS, OUTSTANDING UTILITY BILLINGS, AND PAYMENTS TO OTHERS FOR PROJECT RELATED WORK. THIS PROJECT IS DEEMED NECESSARY TO QUALIFY FOR FEDERAL AID FINANCING AND/OR REIMBURSEMENT.

TOTAL ESTIMATED PROJECT COST (\$1,000'S):

PRIOR APPROPRIATIONS:

SLH	YR	ACT	ITEM	TOTALS	PLANS	LAND ACQUISITION	DESIGN	CONSTRUCTION	EQUIPMENT
	00	281	C-119	250	0	0	0	250	0
	99	091	C-119	250	0	0	0	250	0
	01	259	C-136	250	0	0	0	250	0
	02	177	C-136	250	0	0	0	250	0
	03	200	C-94	250	0	0	0	250	0
	04	41	C-94	250	0	0	0	250	0
	06	160	C-155.01	200	0	0	0	200	0
	07	213	C-121	200	0	0	0	200	0
	08	158	C-121	200	0	0	0	200	0
	09	162	C-141	200	0	0	0	200	0
	10	180	C-141	200	0	0	0	200	0
	TOTAL			2,500	0	0	0	2,500	0

APPROPRIATIONS:

PART I: BY ELEMENTS	MOF	PRIOR YR	FY 2011-12	FY 2012-13	REQUESTED		FUTURE YEARS	TOTAL PROJ COST
					FY 2013-14	FY 2014-15		
PLANS	*	0	0	0	0	0	0	0
LAND ACQUISITION	*	0	0	0	0	0	0	0
DESIGN	*	0	0	0	0	0	0	0
CONSTRUCTION	*	2,500	0	0	0	20,200	0	22,700
EQUIPMENT	*	0	0	0	0	0	0	0
TOTAL COST		2,500	0	0	0	20,200	0	22,700

PART II: BY MEANS OF FINANCE	MOF	PRIOR YR	FY 2011-12	FY 2012-13	REQUESTED		FUTURE YEARS	TOTAL PROJ COST
					FY 2013-14	FY 2014-15		
REVENUE BONDS	E	2,493	0	0	0	7,200	0	9,693
FEDERAL FUNDS	N	7	0	0	0	13,000	0	13,007
TOTAL COST		2,500	0	0	0	20,200	0	22,700

A. TOTAL SCOPE OF PROJECT:

Provide funding to carry construction projects through closing, when their specific appropriations have lapsed. Final costs may include utility agreement reconciliation & closeout amounts, posting of as-built plans, and other final payments for services and expenses.

B. IDENTIFICATION OF NEED AND EVALUATION OF EXISTING SOLUTION:

Many Highways Division projects have not been closed due to outstanding utility agreements, posting of as-built plans, or other project related billings. Funding for these unpaid project expenditures are required in order to perform final closeouts.

To add to the ongoing project closeout situation, Act 134/13 included various provisos which assigned lapse dates to previously non-lapsing appropriations. The time afforded to plan for a change of this magnitude, which is quite significant for the Highways Division where federal funding accounts for 30% of the program, was insufficient; and thus, in order to minimize project delays due to the lapsing of these funds, additional construction closeout appropriation funds are requested.

C. ALTERNATIVES CONSIDERED AND IMPACT IF PROJECT IS DEFERRED:

If this project is deferred, funding may not be available to pay for these late or residual project expenditures and posting of as-built plans.

In regards to the lapsing of appropriations with Federal language, projects now lacking the funding levels needed to continue project progress will be delayed until additional funding is secured.

D. DISCUSS WHAT IMPROVEMENTS WILL TAKE PLACE, WHEN PROJECT COMPLETED (INCLUDING BENEFITS TO BE DERIVED AND/OR DEFICIENCIES THIS PROJECT INTENDS TO CORRECT):

Funding will be available and project can be completed and closed out in accordance with project schedules.

E. IMPACT UPON FUTURE OPERATING REQUIREMENTS (SHOW INITIAL AND ONGOING FUNDING REQUIREMENTS BY COST ELEMENT, INCLUDING POSITION COUNT, MEANS OF FINANCING, FISCAL YEAR):

Not applicable.

F. ADDITIONAL INFORMATION:

SENATE DISTRICT	PRIORITY NUMBER	ISLAND	REP DISTRICT	PROJECT SCOPE	ITEM NUMBER	EXPENDING AGENCY
00	13	0 - STATEWIDE	000	O - OTHER		TRN

PROJECT TITLE:

CLOSEOUT OF HIGHWAY DESIGN PROJECTS, STATEWIDE

PROJECT DESCRIPTION:

DESIGN FOR COMPLETION AND CLOSEOUT OF DESIGN PROJECTS IN ONGOING AND/OR CLOSING STAGES AND/OR REQUIRING FUNDS PREVIOUSLY IDENTIFIED AS NON-LAPSING. THIS PROJECT IS DEEMED NECESSARY TO QUALIFY FOR FEDERAL AID FINANCING AND/OR REIMBURSEMENT.

TOTAL ESTIMATED PROJECT COST (\$1,000'S):

PRIOR APPROPRIATIONS:

SLH YR	ACT	ITEM	TOTALS	PLANS	LAND ACQUISITION	DESIGN	CONSTRUCTION	EQUIPMENT
			0	0	0	0	0	0

APPROPRIATIONS:

PART I: BY ELEMENTS	MOF	PRIOR YR	FY 2011-12	FY 2012-13	REQUESTED		FUTURE YEARS	TOTAL PROJ COST
					FY 2013-14	FY 2014-15		
PLANS	*	0	0	0	0	0	0	0
LAND ACQUISITION	*	0	0	0	0	0	0	0
DESIGN	*	0	0	0	0	20,000	0	20,000
CONSTRUCTION	*	0	0	0	0	0	0	0
EQUIPMENT	*	0	0	0	0	0	0	0
TOTAL COST		0	0	0	0	20,000	0	20,000

PART II: BY MEANS OF FINANCE	MOF	PRIOR YR	FY 2011-12	FY 2012-13	REQUESTED		FUTURE YEARS	TOTAL PROJ COST
					FY 2013-14	FY 2014-15		
REVENUE BONDS	E	0	0	0	0	6,000	0	6,000
FEDERAL FUNDS	N	0	0	0	0	14,000	0	14,000
TOTAL COST		0	0	0	0	20,000	0	20,000

A. TOTAL SCOPE OF PROJECT:

Provide funding for payment of outstanding design-related billings and project expenditures that have not yet been paid for design projects in ongoing and/or closing stages, and also for projects that had planned to use non-lapsing appropriations for these payments, but have since been given lapsing dates which could not accommodate current schedules.

B. IDENTIFICATION OF NEED AND EVALUATION OF EXISTING SOLUTION:

There are numerous projects which have been programmed and implemented under the assumption of the availability of past non-lapsing appropriations. These non-lapsing appropriations are those associated with projects receiving Federal funds, and are usually of a more complex nature. With the assignment of lapse dates to these funding sources per Proviso Nos. 57-59 under Act 134, SLH 2013, programming and budgetting needs to be adjusted to accommodate this significant change. As a large part of the State Highway program consists of Federal funds, there are thousands of appropriations to review in order to determine budget adjustment needs. Additional time is needed to assess status, projected schedules and corresponding funding needs of these projects and plan accordingly; however, budget timelines do not allow for review of all projects impacted. A resource is needed to provide funding during this interim adjustment time.

C. ALTERNATIVES CONSIDERED AND IMPACT IF PROJECT IS DEFERRED:

Project schedules may be negatively affected without the availability of funds to move the project forward. Additional delay costs may result if replacement sources of funding are not in place.

D. DISCUSS WHAT IMPROVEMENTS WILL TAKE PLACE, WHEN PROJECT COMPLETED (INCLUDING BENEFITS TO BE DERIVED AND/OR DEFICIENCIES THIS PROJECT INTENDS TO CORRECT):

Funding will be available and project can be progress without financial hold-ups.

E. IMPACT UPON FUTURE OPERATING REQUIREMENTS (SHOW INITIAL AND ONGOING FUNDING REQUIREMENTS BY COST ELEMENT, INCLUDING POSITION COUNT, MEANS OF FINANCING, FISCAL YEAR):

N/A

F. ADDITIONAL INFORMATION:

SENATE DISTRICT	PRIORITY NUMBER	ISLAND	REP DISTRICT	PROJECT SCOPE	ITEM NUMBER	EXPENDING AGENCY
00	14	0 - STATEWIDE	000	O - OTHER	125	TRN

PROJECT TITLE:

CLOSEOUT OF HIGHWAY RIGHTS-OF-WAY, STATEWIDE

PROJECT DESCRIPTION:

LAND ACQUISITION FOR COMPLETION OF ACQUISITION OF OUTSTANDING RIGHT-OF-WAY PARCELS ON PREVIOUSLY CONSTRUCTED PROJECTS OR PROJECTS WITH NECESSARY MITIGATIVE RESPONSES. ALSO, TO PROVIDE FOR THE TRANSFER OF REAL ESTATE INTERESTS FROM THE STATE TO THE COUNTIES FOR THE IMPLEMENTATION OF THE STATE HIGHWAY SYSTEM. THIS PROJECT IS DEEMED NECESSARY TO QUALIFY FOR FEDERAL AID FINANCING AND/OR REIMBURSEMENT.

TOTAL ESTIMATED PROJECT COST (\$1,000'S):

PRIOR APPROPRIATIONS:

SLH		ITEM	TOTALS	PLANS	LAND ACQUISITION	DESIGN	CONSTRUCTION	EQUIPMENT
YR	ACT							
		Prior	2,500	0	2,500	0	0	0
01	259	C-130	200	0	200	0	0	0
03	200	C-88	200	0	200	0	0	0
05	178	C-142	300	0	300	0	0	0
06	160	C-142	300	0	300	0	0	0
07	213	C-113	300	0	300	0	0	0
08	158	C-113	300	0	300	0	0	0
09	162	C-134	300	0	300	0	0	0
10	180	C-134	300	0	300	0	0	0
13	134	C-125	300	0	300	0	0	0
TOTAL			5,000	0	5,000	0	0	0

APPROPRIATIONS:

PART I: BY ELEMENTS	MOF	PRIOR YR	FY 2011-12	FY 2012-13	REQUESTED		FUTURE YEARS	TOTAL PROJ COST
					FY 2013-14	FY 2014-15		
PLANS	*	0	0	0	0	0	0	0
LAND ACQUISITION	*	4,700	0	0	300	15,000	0	20,000
DESIGN	*	0	0	0	0	0	0	0
CONSTRUCTION	*	0	0	0	0	0	0	0
EQUIPMENT	*	0	0	0	0	0	0	0
TOTAL COST		4,700	0	0	300	15,000	0	20,000

PART II: BY MEANS OF FINANCE	MOF	PRIOR YR	FY 2011-12	FY 2012-13	REQUESTED		FUTURE YEARS	TOTAL PROJ COST
					FY 2013-14	FY 2014-15		
G.O. BONDS REPAID	D	900	0	0	0	0	0	900
REVENUE BONDS	E	3,800	0	0	299	7,000	0	11,099
FEDERAL FUNDS	N	0	0	0	1	8,000	0	8,001
TOTAL COST		4,700	0	0	300	15,000	0	20,000

A. TOTAL SCOPE OF PROJECT:

Acquisition of parcels will be on a continuing basis with priorities given to more recent projects. Due to the time factor, we anticipate difference in opinion as to parcel valuations, thus many acquisitions will be acquired by condemnation proceedings. The cost to be expended annually will depend on how many parcel acquisitions are completed and the number of acquisitions by eminent domain proceedings.

B. IDENTIFICATION OF NEED AND EVALUATION OF EXISTING SOLUTION:

There are numerous parcels of land (statewide) where acquisition by the State is still pending although construction has been completed, the project closed, and/or project appropriation lapsed. There is a need to acquire these parcels to vest ownership with the State and justly compensate owners.

C. ALTERNATIVES CONSIDERED AND IMPACT IF PROJECT IS DEFERRED:

Do nothing alternative, however, property owners will not be justly compensated.

D. DISCUSS WHAT IMPROVEMENTS WILL TAKE PLACE, WHEN PROJECT COMPLETED (INCLUDING BENEFITS TO BE DERIVED AND/OR DEFICIENCIES THIS PROJECT INTENDS TO CORRECT):

For construction projects completed previously but have outstanding real estate purchases, this project will correct deficiencies by purchasing and compensating the owners for their land; and also to transfer real property interests in highway segments that were transferred to the Counties.

E. IMPACT UPON FUTURE OPERATING REQUIREMENTS (SHOW INITIAL AND ONGOING FUNDING REQUIREMENTS BY COST ELEMENT, INCLUDING POSITION COUNT, MEANS OF FINANCING, FISCAL YEAR):

Will not affect operating requirements.

F. ADDITIONAL INFORMATION:

List of projects to be closed out: 1 - Kahekill Highway Resurfacing, 2 - Honoapilani Highway, Aeloa to Honokuhua, 3 - Kam V Kamalo to Pukoo, 4 - Kuhio Highway, Extension of Temp. Kapaa Bypass, 5 - H-1 Non-Potable Water System, 6 - Hawi-Niuli Road, 7 - Hawaii Belt Road, Honokahua to Kaupulehu, 8 - Kamehameha Highway Drainage Improvements, 9 - Kahekill Highway Drainage & Safety Improvements, 10 - Hawaii Belt Road, Seismic Wave Damage, 11 - Hawaii Belt Road, Seismic Wave Damage, 12 - Hawaii Belt Road, Waikoloa Section, 13 - Kaula Belt Road; other Federal-aid projects impacted by the assignment of lapse dates to previously non-lapsing appropriations.

SENATE DISTRICT	PRIORITY NUMBER	ISLAND	REP DISTRICT	PROJECT SCOPE	ITEM NUMBER	EXPENDING AGENCY
25	15	1 - OAHU	051	R - REPLACEMENT PROJECT	52	TRN

PROJECT TITLE:

KALANIANA'OLE HIGHWAY, INOAOLE STREAM BRIDGE REHABILITATION AND/OR REPLACEMENT, OAHU

PROJECT DESCRIPTION:

CONSTRUCTION FOR THE REHABILITATION AND/OR REPLACEMENT OF THE INOAOLE STREAM BRIDGE WITH A LARGER BRIDGE, INCLUDING IMPROVEMENTS TO THE ROADWAY APPROACHES, DETOUR ROAD, AND UTILITY RELOCATIONS. THIS PROJECT IS DEEMED NECESSARY TO QUALIFY FOR FEDERAL AID FINANCING AND/OR REIMBURSEMENT.

TOTAL ESTIMATED PROJECT COST (\$1,000'S):

PRIOR APPROPRIATIONS:

SLH		ITEM	TOTALS	PLANS	LAND ACQUISITION	DESIGN	CONSTRUCTION	EQUIPMENT
YR	ACT							
88	390	C-56A	50	0	0	50	0	0
93	289	C-49	2,075	0	0	75	2,000	0
95	218	C-31	250	0	250	0	0	0
97	328	C-110	5,280	0	0	0	5,280	0
98	116	C-110	400	0	400	0	0	0
05	178	C-68	1,550	0	0	0	1,550	0
10	180	C-68	2,250	0	0	0	2,250	0
13	134	C-52	1,095	0	0	0	1,095	0
TOTAL			12,950	0	650	125	12,175	0

APPROPRIATIONS:

PART I: BY ELEMENTS	MOF	PRIOR YR	FY 2011-12	FY 2012-13	REQUESTED		FUTURE YEARS	TOTAL PROJ COST
					FY 2013-14	FY 2014-15		
PLANS	*	0	0	0	0	0	0	0
LAND ACQUISITION	*	650	0	0	0	0	0	650
DESIGN	*	125	0	0	0	0	0	125
CONSTRUCTION	*	11,080	0	0	1,095	6,500	0	18,675
EQUIPMENT	*	0	0	0	0	0	0	0
TOTAL COST		11,855	0	0	1,095	6,500	0	19,450

PART II: BY MEANS OF FINANCE	MOF	PRIOR YR	FY 2011-12	FY 2012-13	REQUESTED		FUTURE YEARS	TOTAL PROJ COST
					FY 2013-14	FY 2014-15		
REVENUE BONDS	E	4,270	0	0	219	1,300	0	5,789
FEDERAL FUNDS	N	7,585	0	0	876	5,200	0	13,661
TOTAL COST		11,855	0	0	1,095	6,500	0	19,450

A. TOTAL SCOPE OF PROJECT:

This project will increase stream capacity. The existing single-cell structure does not have adequate capacity during heavy rainstorms. The increased flow of water compounded by debris causes flooding of properties along the stream and over-topping of highway.

B. IDENTIFICATION OF NEED AND EVALUATION OF EXISTING SOLUTION:

The existing Inoaole Stream Bridge is a 14' x 5' box culvert. This structure lacks the capacity to adequately carry stormwater flows crossing the highway during heavy rainstorms. The heavy flow compounded by blockages from debris causes flooding of adjacent properties and overtops the highway.

C. ALTERNATIVES CONSIDERED AND IMPACT IF PROJECT IS DEFERRED:

Residents and motorists will continue to be inconvenienced and suffer property damage due to flooding.

D. DISCUSS WHAT IMPROVEMENTS WILL TAKE PLACE, WHEN PROJECT COMPLETED (INCLUDING BENEFITS TO BE DERIVED AND/OR DEFICIENCIES THIS PROJECT INTENDS TO CORRECT):

The project will reduce or eliminate flooding of the highway during storm events.

E. IMPACT UPON FUTURE OPERATING REQUIREMENTS (SHOW INITIAL AND ONGOING FUNDING REQUIREMENTS BY COST ELEMENT, INCLUDING POSITION COUNT, MEANS OF FINANCING, FISCAL YEAR):

Completion of this project should decrease maintenance costs by \$5,000 to \$8,000 per year.

F. ADDITIONAL INFORMATION:

This project is included in the Statewide Transportation Improvement Program (STIP).

SENATE DISTRICT	PRIORITY NUMBER	ISLAND	REP DISTRICT	PROJECT SCOPE	ITEM NUMBER	EXPENDING AGENCY
21	16	1 - OAHU	044	R - REPLACEMENT PROJECT		TRN

PROJECT TITLE:
 FARRINGTON HIGHWAY, MAKAHA BRIDGES NO. 3 AND NO. 3A REPLACEMENT, OAHU

PROJECT DESCRIPTION:
 CONSTRUCTION FOR THE REPLACEMENT OF BRIDGES NO. 3 AND 3A IN THE VICINITY OF MAKAHA BEACH PARK TO INCLUDE SIDEWALKS, BRIDGE RAILINGS, AND OTHER IMPROVEMENTS. THIS PROJECT IS DEEMED NECESSARY TO QUALIFY FOR FEDERAL AID FINANCING AND/OR REIMBURSEMENT.

TOTAL ESTIMATED PROJECT COST (\$1,000'S):

PRIOR APPROPRIATIONS:

SLH YR	ACT	ITEM	TOTALS	PLANS	LAND ACQUISITION	DESIGN	CONSTRUCTION	EQUIPMENT
01	259	C-72	645	0	100	545	0	0
06	160	C-75	12,500	0	0	0	12,500	0
10	180	C-78	3,500	0	0	0	3,500	0
11	164	C-45	1,700	0	0	0	1,700	0
TOTAL			18,345	0	100	545	17,700	0

APPROPRIATIONS:

PART I: BY ELEMENTS	MOF	PRIOR YR	FY 2011-12	FY 2012-13	REQUESTED		FUTURE YEARS	TOTAL PROJ COST
					FY 2013-14	FY 2014-15		
PLANS	*	0	0	0	0	0	0	0
LAND ACQUISITION	*	100	0	0	0	0	0	100
DESIGN	*	545	0	0	0	0	0	545
CONSTRUCTION	*	16,000	1,700	0	0	12,500	0	30,200
EQUIPMENT	*	0	0	0	0	0	0	0
TOTAL COST		16,645	1,700	0	0	12,500	0	30,845

PART II: BY MEANS OF FINANCE	MOF	PRIOR YR	FY 2011-12	FY 2012-13	REQUESTED		FUTURE YEARS	TOTAL PROJ COST
					FY 2013-14	FY 2014-15		
REVENUE BONDS	E	3,340	340	0	0	2,500	0	6,180
FEDERAL FUNDS	N	13,305	1,360	0	0	10,000	0	24,665
TOTAL COST		16,645	1,700	0	0	12,500	0	30,845

A. TOTAL SCOPE OF PROJECT:

The existing bridges (3 and 3A) will be replaced to meet current design standards, vehicular load requirements, seismic criteria and provide a pedestrian sidewalk.

B. IDENTIFICATION OF NEED AND EVALUATION OF EXISTING SOLUTION:

The structures to be replaced were built more than 75 years ago (built in 1937). The roadway width of the structures is less than 25 feet which is the minimum tolerable width. They do not meet the current live load or seismic requirements. Termite damage to the existing structures has necessitated a temporary support bridge at the piers.

C. ALTERNATIVES CONSIDERED AND IMPACT IF PROJECT IS DEFERRED:

No other alternatives considered. If project is deferred, it will deny the motoring public a safer, more efficient facility; annual operation and maintenance costs will continue to increase.

D. DISCUSS WHAT IMPROVEMENTS WILL TAKE PLACE, WHEN PROJECT COMPLETED (INCLUDING BENEFITS TO BE DERIVED AND/OR DEFICIENCIES THIS PROJECT INTENDS TO CORRECT):

The new bridges will provide a safer and more efficient facility for the motoring public who utilize Farrington Highway in this area of the Waianae coast. It will also reduce the possibility of bridge pier failure due to the scour and termite damage. It will also provide sidewalks for pedestrian traffic, have bridge railings which meet current design standards, will meet seismic design criteria, and will be designed to accommodate present day vehicular loadings.

E. IMPACT UPON FUTURE OPERATING REQUIREMENTS (SHOW INITIAL AND ONGOING FUNDING REQUIREMENTS BY COST ELEMENT, INCLUDING POSITION COUNT, MEANS OF FINANCING, FISCAL YEAR):

The new structures will decrease the annual operation and maintenance cost.

F. ADDITIONAL INFORMATION:

This project is included in the Highways Division Bridge Replacement program and the Statewide Transportation Improvement Program (STIP).

SENATE DISTRICT	PRIORITY NUMBER	ISLAND	REP DISTRICT	PROJECT SCOPE	ITEM NUMBER	EXPENDING AGENCY
22	17	1 - OAHU	047	R - REPLACEMENT PROJECT	53	TRN

PROJECT TITLE:

KAMEHAMEHA HIGHWAY, SOUTH KAHANA STREAM BRIDGE REHABILITATION AND/OR REPLACEMENT, OAHU

PROJECT DESCRIPTION:

CONSTRUCTION FOR REHABILITATION AND/OR REPLACEMENT OF SOUTH KAHANA STREAM BRIDGE. THIS PROJECT IS DEEMED NECESSARY TO QUALIFY FOR FEDERAL AID FINANCING AND/OR REIMBURSEMENT.

TOTAL ESTIMATED PROJECT COST (\$1,000'S):

PRIOR APPROPRIATIONS:

SLH YR	ACT	ITEM	TOTALS	PLANS	LAND ACQUISITION	DESIGN	CONSTRUCTION	EQUIPMENT
02	177	C-77	1,220	0	0	1,220	0	0
06	160	C-78	9,500	0	0	0	9,500	0
TOTAL			10,720	0	0	1,220	9,500	0

APPROPRIATIONS:

PART I: BY ELEMENTS	MOF	PRIOR YR	FY 2011-12	FY 2012-13	REQUESTED		FUTURE YEARS	TOTAL PROJ COST
					FY 2013-14	FY 2014-15		
PLANS	*	0	0	0	0	0	0	0
LAND ACQUISITION	*	0	0	0	0	0	0	0
DESIGN	*	1,220	0	0	0	0	0	1,220
CONSTRUCTION	*	9,500	0	0	0	26,000	0	35,500
EQUIPMENT	*	0	0	0	0	0	0	0
TOTAL COST		10,720	0	0	0	26,000	0	36,720

PART II: BY MEANS OF FINANCE	MOF	PRIOR YR	FY 2011-12	FY 2012-13	REQUESTED		FUTURE YEARS	TOTAL PROJ COST
					FY 2013-14	FY 2014-15		
REVENUE BONDS	E	2,145	0	0	0	5,200	0	7,345
FEDERAL FUNDS	N	8,575	0	0	0	20,800	0	29,375
TOTAL COST		10,720	0	0	0	26,000	0	36,720

A. TOTAL SCOPE OF PROJECT:

The existing culvert will be rehabilitated and/or replaced with a new bridge that meets current design standards, vehicular load requirements, seismic criteria, and provides a pedestrian sidewalk and a larger waterway opening.

B. IDENTIFICATION OF NEED AND EVALUATION OF EXISTING SOLUTION:

The structure to be rehabilitated and/or replaced was built more than 85 years ago (built in 1927). The roadway width of the structure is less than 25 feet which is the minimum tolerable width. It does not meet the current live load or seismic requirements.

C. ALTERNATIVES CONSIDERED AND IMPACT IF PROJECT IS DEFERRED:

No other alternatives considered. If project is deferred, it will deny the motoring public a safer, more efficient facility; annual operation and maintenance costs will continue to increase.

D. DISCUSS WHAT IMPROVEMENTS WILL TAKE PLACE, WHEN PROJECT COMPLETED (INCLUDING BENEFITS TO BE DERIVED AND/OR DEFICIENCIES THIS PROJECT INTENDS TO CORRECT):

This project will provide a safer and more efficient facility for the motoring public who utilize Kamehameha Highway in this windward area. It will also provide sidewalks for pedestrian traffic, have bridge railings which meet current design standards, will meet seismic design criteria, and will be designed to accommodate present day vehicular loadings. It will provide a larger waterway opening thereby increasing drainage capabilities.

E. IMPACT UPON FUTURE OPERATING REQUIREMENTS (SHOW INITIAL AND ONGOING FUNDING REQUIREMENTS BY COST ELEMENT, INCLUDING POSITION COUNT, MEANS OF FINANCING, FISCAL YEAR):

This project will decrease annual operation and maintenance cost.

F. ADDITIONAL INFORMATION:

This project is included in the Highways Division Bridge Replacement program.

SENATE DISTRICT	PRIORITY NUMBER	ISLAND	REP DISTRICT	PROJECT SCOPE	ITEM NUMBER	EXPENDING AGENCY
07	18	4 - KAUAI	015	R - REPLACEMENT PROJECT	113	TRN

PROJECT TITLE:

KUHIO HIGHWAY, KAPAIA STREAM BRIDGE REHABILITATION AND/OR REPLACEMENT, KAUAI

PROJECT DESCRIPTION:

CONSTRUCTION FOR REHABILITATION AND/OR REPLACEMENT OF A MULTI-TEE BEAM REINFORCED CONCRETE GIRDER BRIDGE ON KUHIO HIGHWAY IN THE VICINITY OF KAPAIA TO INCLUDE PEDESTRIAN WALKWAYS, BRIDGE RAILINGS AND APPROACHES, AND OTHER IMPROVEMENTS. THIS PROJECT IS DEEMED NECESSARY TO QUALIFY FOR FEDERAL AID FINANCING AND/OR REIMBURSEMENT.

TOTAL ESTIMATED PROJECT COST (\$1,000'S):

PRIOR APPROPRIATIONS:

SLH YR	ACT	ITEM	TOTALS	PLANS	LAND ACQUISITION	DESIGN	CONSTRUCTION	EQUIPMENT
04	41	C-84	1,300	0	0	1,300	0	0
06	160	C-138	750	0	750	0	0	0
12	106	C-96	8,650	0	0	0	8,650	0
TOTAL			10,700	0	750	1,300	8,650	0

APPROPRIATIONS:

PART I: BY ELEMENTS	MOF	PRIOR YR	FY 2011-12	FY 2012-13	REQUESTED		FUTURE YEARS	TOTAL PROJ COST	
					FY 2013-14	FY 2014-15			
PLANS	*	0	0	0	0	0	0	0	
LAND ACQUISITION	*	750	0	0	0	0	0	750	
DESIGN	*	1,300	0	0	0	0	0	1,300	
CONSTRUCTION	*	0	0	8,650	0	2,145	0	10,795	
EQUIPMENT	*	0	0	0	0	0	0	0	
TOTAL COST			2,050	0	8,650	0	2,145	0	12,845

PART II: BY MEANS OF FINANCE	MOF	PRIOR YR	FY 2011-12	FY 2012-13	REQUESTED		FUTURE YEARS	TOTAL PROJ COST	
					FY 2013-14	FY 2014-15			
REVENUE BONDS	E	410	0	1,730	0	429	0	2,569	
FEDERAL FUNDS	N	1,640	0	6,920	0	1,716	0	10,276	
TOTAL COST			2,050	0	8,650	0	2,145	0	12,845

A. TOTAL SCOPE OF PROJECT:

The existing bridge will be rehabilitated and/or replaced with a new bridge that meets current design standards. The bridge will be wider, longer have pedestrian walkways, have bridge railings that will redirect errant vehicles, meet current design criteria, eliminate the possibility of pier scour and will be designed to accommodate present day vehicular loads.

B. IDENTIFICATION OF NEED AND EVALUATION OF EXISTING SOLUTION:

The structure was built in 1933. The roadway width is 27 feet which is slightly above the minimum tolerable width. The structure has no sidewalks in an area where pedestrian traffic is anticipated. The bridge railings and approaches do not meet current crash-tested requirements (TL-4). The bridge does not meet current live load and seismic requirements.

C. ALTERNATIVES CONSIDERED AND IMPACT IF PROJECT IS DEFERRED:

The No-Build alternative was not considered. Deferral of this project will deny the more than 15,000 motorists who travel this route daily a safer and more efficient facility. In addition, pedestrian safety will be greatly enhanced. Annual operation and maintenance cost will increase in the near future.

D. DISCUSS WHAT IMPROVEMENTS WILL TAKE PLACE, WHEN PROJECT COMPLETED (INCLUDING BENEFITS TO BE DERIVED AND/OR DEFICIENCIES THIS PROJECT INTENDS TO CORRECT):

This project will provide a safer and more efficient facility to residents and visitors who utilize Kuhio Highway in the vicinity of Kapaia.

E. IMPACT UPON FUTURE OPERATING REQUIREMENTS (SHOW INITIAL AND ONGOING FUNDING REQUIREMENTS BY COST ELEMENT, INCLUDING POSITION COUNT, MEANS OF FINANCING, FISCAL YEAR):

This project will decrease the annual operation and maintenance costs.

F. ADDITIONAL INFORMATION:

This project is included in the Highways Division Bridge Replacement program and is included in the Statewide Transportation Improvement Program (STIP).

SENATE DISTRICT	PRIORITY NUMBER	ISLAND	REP DISTRICT	PROJECT SCOPE	ITEM NUMBER	EXPENDING AGENCY
23	19	1 - OAHU	046	I - RENOVATION PROJECT	54	TRN

PROJECT TITLE:

KAMEHAMEHA HIGHWAY, REHABILITATION AND/OR REPLACEMENT OF LAIELOA STREAM BRIDGE, OAHU

PROJECT DESCRIPTION:

CONSTRUCTION FOR REHABILITATION AND/OR REPLACEMENT OF A CONCRETE SLAB BRIDGE ON KAMEHAMEHA HIGHWAY IN THE VICINITY OF LAIE TO INCLUDE BRIDGE RAILINGS, WALKWAYS, AND OTHER IMPROVEMENTS. THIS PROJECT IS DEEMED NECESSARY TO QUALIFY FOR FEDERAL AID FINANCING AND/OR REIMBURSEMENT.

TOTAL ESTIMATED PROJECT COST (\$1,000'S):

PRIOR APPROPRIATIONS:

SLH YR	ACT	ITEM	TOTALS	PLANS	LAND ACQUISITION	DESIGN	CONSTRUCTION	EQUIPMENT
04	41	C-45	725	0	0	725	0	0
06	160	C-81	250	0	250	0	0	0
11	164	C-51	8,600	0	0	0	8,600	0
13	134	C-54	691	0	0	0	691	0
TOTAL			10,266	0	250	725	9,291	0

APPROPRIATIONS:

PART I: BY ELEMENTS	MOF	PRIOR YR	FY 2011-12	FY 2012-13	REQUESTED		FUTURE YEARS	TOTAL PROJ COST
					FY 2013-14	FY 2014-15		
PLANS	*	0	0	0	0	0	0	0
LAND ACQUISITION	*	250	0	0	0	0	0	250
DESIGN	*	725	0	0	0	0	0	725
CONSTRUCTION	*	0	8,600	0	691	500	0	9,791
EQUIPMENT	*	0	0	0	0	0	0	0
TOTAL COST		975	8,600	0	691	500	0	10,766

PART II: BY MEANS OF FINANCE	MOF	PRIOR YR	FY 2011-12	FY 2012-13	REQUESTED		FUTURE YEARS	TOTAL PROJ COST
					FY 2013-14	FY 2014-15		
REVENUE BONDS	E	195	1,720	0	138	100	0	2,153
FEDERAL FUNDS	N	780	6,880	0	553	400	0	8,613
TOTAL COST		975	8,600	0	691	500	0	10,766

A. TOTAL SCOPE OF PROJECT:

The existing bridge will be rehabilitated and/or replaced to meet current design standards. The bridge will be wider, longer if required, have bridge railings that will redirect errant vehicles, replace existing wooden walkway with a concrete walkway, and be designed to accommodate present day vehicular loads.

B. IDENTIFICATION OF NEED AND EVALUATION OF EXISTING SOLUTION:

The structure was built about 80 years (1932) ago. The roadway width is 24 feet which is not to current standards. The structure does not meet the current live load requirements. The bridge railings and approaches do not meet current crash-tested requirements (TL-4).

C. ALTERNATIVES CONSIDERED AND IMPACT IF PROJECT IS DEFERRED:

The No-Build alternative was not considered. Deferral of this project will deny the more than 10,000 motorists who travel this route daily a safer and more efficient facility. Annual operation and maintenance cost will increase in the near future.

D. DISCUSS WHAT IMPROVEMENTS WILL TAKE PLACE, WHEN PROJECT COMPLETED (INCLUDING BENEFITS TO BE DERIVED AND/OR DEFICIENCIES THIS PROJECT INTENDS TO CORRECT):

This project will provide a safer and more efficient facility to residents and visitors who utilize Kamehameha Highway in the vicinity of Laie.

E. IMPACT UPON FUTURE OPERATING REQUIREMENTS (SHOW INITIAL AND ONGOING FUNDING REQUIREMENTS BY COST ELEMENT, INCLUDING POSITION COUNT, MEANS OF FINANCING, FISCAL YEAR):

This project will decrease annual operation and maintenance costs.

F. ADDITIONAL INFORMATION:

This project is included in the Highways Division Bridge Replacement program and will be included in the Statewide Transportation Improvement Program (STIP).

SENATE DISTRICT	PRIORITY NUMBER	ISLAND	REP DISTRICT	PROJECT SCOPE	ITEM NUMBER	EXPENDING AGENCY
21	20	1 - OAHU	043	R - REPLACEMENT PROJECT		TRN

PROJECT TITLE:

FARRINGTON HIGHWAY, REPLACEMENT OF MAIPALAOA BRIDGE, OAHU

PROJECT DESCRIPTION:

CONSTRUCTION FOR REPLACEMENT OF A PRE-STRESSED TEE-BEAM BRIDGE ON FARRINGTON HIGHWAY IN THE VICINITY OF MAILI. THIS PROJECT IS DEEMED NECESSARY TO QUALIFY FOR FEDERAL AID FINANCING AND/OR REIMBURSEMENT.

TOTAL ESTIMATED PROJECT COST (\$1,000'S):

PRIOR APPROPRIATIONS:

SLH YR	ACT	ITEM	TOTALS	PLANS	LAND ACQUISITION	DESIGN	CONSTRUCTION	EQUIPMENT
04	41	C-61.07	2,350	0	350	2,000	0	0
12	106	C-62.07	11,000	0	0	0	11,000	0
TOTAL			13,350	0	350	2,000	11,000	0

APPROPRIATIONS:

PART I: BY ELEMENTS	MOF	PRIOR YR	FY 2011-12	FY 2012-13	REQUESTED		FUTURE YEARS	TOTAL PROJ COST	
					FY 2013-14	FY 2014-15			
PLANS	*	0	0	0	0	0	0	0	
LAND ACQUISITION	*	350	0	0	0	0	0	350	
DESIGN	*	2,000	0	0	0	0	0	2,000	
CONSTRUCTION	*	0	0	11,000	0	2,500	0	13,500	
EQUIPMENT	*	0	0	0	0	0	0	0	
TOTAL COST			2,350	0	11,000	0	2,500	0	15,850

PART II: BY MEANS OF FINANCE	MOF	PRIOR YR	FY 2011-12	FY 2012-13	REQUESTED		FUTURE YEARS	TOTAL PROJ COST	
					FY 2013-14	FY 2014-15			
REVENUE BONDS	E	470	0	2,200	0	500	0	3,170	
FEDERAL FUNDS	N	1,880	0	8,800	0	2,000	0	12,680	
TOTAL COST			2,350	0	11,000	0	2,500	0	15,850

A. TOTAL SCOPE OF PROJECT:

The existing bridge will be replaced with a new bridge that meets current design standards. The structure will be wider, longer, have bridge railings that will redirect errant vehicles, meet the current seismic design criteria, designed to eliminate the possibility of scour and to accommodate present day vehicular loads.

B. IDENTIFICATION OF NEED AND EVALUATION OF EXISTING SOLUTION:

The existing bridge is exhibiting severe spalling of the concrete in many areas of the bridge as well as advanced corrosion of the reinforcing steel and prestressed strands. The structure was built about 45 years (1967) ago and partially reconstructed in 1970. The roadway width is approximately 57 feet which is not to current standards for a four lane bridge. The structure does not meet the current live load requirements, current seismic requirements and the bridge railings and approaches do not meet current crash-tested requirements (TL-4).

C. ALTERNATIVES CONSIDERED AND IMPACT IF PROJECT IS DEFERRED:

The No-Build alternative was not considered. Deferral of this project will deny the more than 30,000 motorists who travel this route daily a safer and more efficient facility. Annual operation and maintenance cost will greatly increase in the near future and load restrictions may be instituted if the bridge continues to deteriorate.

D. DISCUSS WHAT IMPROVEMENTS WILL TAKE PLACE, WHEN PROJECT COMPLETED (INCLUDING BENEFITS TO BE DERIVED AND/OR DEFICIENCIES THIS PROJECT INTENDS TO CORRECT):

The new bridge will provide a safer and more efficient facility to residents and visitors who utilize Farrington Highway along the Waianae coastline. It will also eliminate the possibility of pier scour failure, prevent failure from earthquakes and provide adequate load carrying capacity.

E. IMPACT UPON FUTURE OPERATING REQUIREMENTS (SHOW INITIAL AND ONGOING FUNDING REQUIREMENTS BY COST ELEMENT, INCLUDING POSITION COUNT, MEANS OF FINANCING, FISCAL YEAR):

The new bridge will decrease the annual operation and maintenance costs.

F. ADDITIONAL INFORMATION:

This project is included in the Highways Division Bridge Replacement program and the Statewide Transportation Improvement Program (STIP).

SENATE DISTRICT	PRIORITY NUMBER	ISLAND	REP DISTRICT	PROJECT SCOPE	ITEM NUMBER	EXPENDING AGENCY
22	21	1 - OAHU	000	R - REPLACEMENT PROJECT	57	TRN

PROJECT TITLE:

KAMEHAMEHA HIGHWAY, REHABILITATION AND/OR REPLACEMENT OF WAIKANE STREAM BRIDGE, OAHU

PROJECT DESCRIPTION:

LAND ACQUISITION AND CONSTRUCTION FOR THE REHABILITATION AND/OR REPLACEMENT OF WAIKANE STREAM BRIDGE TO INCLUDE BRIDGE RAILINGS, SHOULDERS, AND OTHER IMPROVEMENTS. THIS PROJECT IS DEEMED NECESSARY TO QUALIFY FOR FEDERAL AID FINANCING AND/OR REIMBURSEMENT.

TOTAL ESTIMATED PROJECT COST (\$1,000'S):

PRIOR APPROPRIATIONS:

SLH	YR	ACT	ITEM	TOTALS	PLANS	LAND ACQUISITION	DESIGN	CONSTRUCTION	EQUIPMENT
05	178		C-88	600	0	0	600	0	0
06	160		C-88	240	0	240	0	0	0
09	162		C-80	500	0	500	0	0	0
13	134		C-57	162	0	162	0	0	0
TOTAL				1,502	0	902	600	0	0

APPROPRIATIONS:

PART I: BY ELEMENTS	MOF	PRIOR YR	FY 2011-12	FY 2012-13	REQUESTED		FUTURE YEARS	TOTAL PROJ COST	
					FY 2013-14	FY 2014-15			
PLANS	*	0	0	0	0	0	0	0	
LAND ACQUISITION	*	740	0	0	162	0	0	902	
DESIGN	*	600	0	0	0	0	0	600	
CONSTRUCTION	*	0	0	0	0	9,070	0	9,070	
EQUIPMENT	*	0	0	0	0	0	0	0	
TOTAL COST			1,340	0	0	162	9,070	0	10,572

PART II: BY MEANS OF FINANCE	MOF	PRIOR YR	FY 2011-12	FY 2012-13	REQUESTED		FUTURE YEARS	TOTAL PROJ COST	
					FY 2013-14	FY 2014-15			
REVENUE BONDS	E	270	0	0	32	1,814	0	2,116	
FEDERAL FUNDS	N	1,070	0	0	130	7,256	0	8,456	
TOTAL COST			1,340	0	0	162	9,070	0	10,572

A. TOTAL SCOPE OF PROJECT:

The existing bridge will be rehabilitated and/or replaced to meet current design standards. The bridge will be wider, longer if required, have bridge railings that will redirect errant vehicles, have wider shoulders for pedestrians and bicycles, and be designed to accommodate present day vehicular loads.

B. IDENTIFICATION OF NEED AND EVALUATION OF EXISTING SOLUTION:

The structure was built about 85 years (1928) ago. The roadway width is less than 24 feet which is at the minimum tolerable width. The structure does not meet the current live load requirements. The bridge railings and approaches do not meet current crash-tested requirements (TL-4).

C. ALTERNATIVES CONSIDERED AND IMPACT IF PROJECT IS DEFERRED:

The No-Build alternative was not considered. Deferral of this project will deny the more than 10,000 motorists who travel this route daily a safer and more efficient facility. Annual operation and maintenance cost will increase in the near future.

D. DISCUSS WHAT IMPROVEMENTS WILL TAKE PLACE, WHEN PROJECT COMPLETED (INCLUDING BENEFITS TO BE DERIVED AND/OR DEFICIENCIES THIS PROJECT INTENDS TO CORRECT):

This project will provide a safer and more efficient facility to residents and visitors who utilize Kamehameha Highway in the vicinity of Waikane.

E. IMPACT UPON FUTURE OPERATING REQUIREMENTS (SHOW INITIAL AND ONGOING FUNDING REQUIREMENTS BY COST ELEMENT, INCLUDING POSITION COUNT, MEANS OF FINANCING, FISCAL YEAR):

This project will decrease annual operation and maintenance costs.

F. ADDITIONAL INFORMATION:

SENATE DISTRICT	PRIORITY NUMBER	ISLAND	REP DISTRICT	PROJECT SCOPE	ITEM NUMBER	EXPENDING AGENCY
23	22	1 - OAHU	047	R - REPLACEMENT PROJECT		TRN

PROJECT TITLE:

KAMEHAMEHA HIGHWAY, KAWELA STREAM BRIDGE REPLACEMENT, OAHU

PROJECT DESCRIPTION:

CONSTRUCTION FOR REPLACEMENT OF THE EXISTING BRIDGE ON KAMEHAMEHA HIGHWAY AT KAWELA STREAM WITH A LARGER BRIDGE INCLUDING IMPROVEMENTS TO THE ROADWAY APPROACHES, SEISMIC UPGRADES, TEMPORARY DETOUR ROAD, AND UTILITY RELOCATIONS. THIS PROJECT IS DEEMED NECESSARY TO QUALIFY FOR FEDERAL AID FINANCING AND/OR REIMBURSEMENT.

TOTAL ESTIMATED PROJECT COST (\$1,000'S):

PRIOR APPROPRIATIONS:

SLH	YR	ACT	ITEM	TOTALS	PLANS	LAND ACQUISITION	DESIGN	CONSTRUCTION	EQUIPMENT
00	281		C-85C	300	0	0	300	0	0
01	259		C-68	90	0	90	0	0	0
04	41		C-61.04	2,000	0	0	0	2,000	0
06	160		C-98.03	6,000	0	0	0	6,000	0
09	162		C-77	1,000	0	0	0	1,000	0
12	106		C-62.03	925	0	0	0	925	0
TOTAL				10,315	0	90	300	9,925	0

APPROPRIATIONS:

PART I: BY ELEMENTS	MOF	PRIOR YR	FY 2011-12	FY 2012-13	REQUESTED		FUTURE YEARS	TOTAL PROJ COST
					FY 2013-14	FY 2014-15		
PLANS	*	0	0	0	0	0	0	0
LAND ACQUISITION	*	90	0	0	0	0	0	90
DESIGN	*	300	0	0	0	0	0	300
CONSTRUCTION	*	9,000	0	925	0	7,500	0	17,425
EQUIPMENT	*	0	0	0	0	0	0	0
TOTAL COST		9,390	0	925	0	7,500	0	17,815

PART II: BY MEANS OF FINANCE	MOF	PRIOR YR	FY 2011-12	FY 2012-13	REQUESTED		FUTURE YEARS	TOTAL PROJ COST
					FY 2013-14	FY 2014-15		
REVENUE BONDS	E	2,125	0	185	0	1,500	0	3,810
FEDERAL FUNDS	N	7,265	0	740	0	6,000	0	14,005
TOTAL COST		9,390	0	925	0	7,500	0	17,815

A. TOTAL SCOPE OF PROJECT:

REPLACE EXISTING BRIDGE AT KAWELA STREAM ON KAMEHAMEHA HIGHWAY WITH A NEW STRUCTURE THAT MEETS CURRENT SEISMIC AND DESIGN STANDARDS. WORK INCLUDES MOVING OVERHEAD UTILITIES, SIGNAL CORPS CABLE AND WATERLINES; IMPROVING THE ROADWAY APPROACHES, INSTALLING A TEMPORARY DETOUR ROAD; AND OTHER INCIDENTAL WORK. NBIS BRIDGE NUMBER 003000830301140.

B. IDENTIFICATION OF NEED AND EVALUATION OF EXISTING SOLUTION:

EXISTING BRIDGE IS FUNCTIONALLY OBSOLETE PER NBIS GUIDELINES AND HAS A NBIS SUFFICIENCY RATING OF 27. THE BRIDGE HAS AN INVENTORY RATING OF HS-10 AND IS BEING USED AT ABOVE THE DESIGN LOAD CAPACITY; IT DOES NOT MEET CURRENT LIVE LOAD OR SEISMIC REQUIREMENTS. THE STRUCTURE TO BE REPLACED WAS BUILT OVER 68 YEARS AGO AND THE ROADWAY WIDTH ON THE STRUCTURE IS LESS THAN THE MINIMUM ACCEPTABLE WIDTH OF 25 FEET.

C. ALTERNATIVES CONSIDERED AND IMPACT IF PROJECT IS DEFERRED:

THE "DO NOTHING" ALTERNATIVE WAS CONSIDERED BUT WILL LEAD TO INCREASED MAINTENANCE COSTS IN THE FUTURE. IT WILL CONTINUE TO HAVE BRIDGE WIDTHS, SHOULDER WIDTHS AND SAFETY FEATURES LESS THAN DESIRED BY CURRENT STANDARDS. BRIDGE LOAD CAPACITY MAY DECREASE WITH TIME AND COULD IMPACT TRUCK TRAFFIC THROUGH KAMEHAMEHA HIGHWAY IN THE FUTURE.

D. DISCUSS WHAT IMPROVEMENTS WILL TAKE PLACE, WHEN PROJECT COMPLETED (INCLUDING BENEFITS TO BE DERIVED AND/OR DEFICIENCIES THIS PROJECT INTENDS TO CORRECT):

THE NEW BRIDGE WILL BE WIDER TO ALLOW PEDESTRIANS AND BICYCLES TO TRAVERSE THE BRIDGE WITHOUT GOING INTO TRAFFIC LANES AND WILL MEET CURRENT DESIGN AND SEISMIC STANDARDS. THE NEW BRIDGE RAILS, ENDPOSTS, TRANSITIONS, APPROACH GUARDRAIL AND GUARDRAIL END TREATMENTS WILL MEET CURRENT NCHRP 350 STANDARDS FOR TL-4 CRASH STANDARDS. THE PROJECT WILL PROVIDE FOR A LARGER WATERWAY OPENING AND BE DESIGNED TO A LOAD CAPACITY OF HL-93, WHICH IS TWICE THE EXISTING BRIDGE DESIGN LOAD.

E. IMPACT UPON FUTURE OPERATING REQUIREMENTS (SHOW INITIAL AND ONGOING FUNDING REQUIREMENTS BY COST ELEMENT, INCLUDING POSITION COUNT, MEANS OF FINANCING, FISCAL YEAR):

THE NEW STRUCTURE WILL DECREASE THE ANNUAL MAINTENANCE COSTS.

F. ADDITIONAL INFORMATION:

THE PROJECT IS INCLUDED IN THE HIGHWAYS DIVISION BRIDGE REPLACEMENT PROGRAM AND THE STATEWIDE TRANSPORTATION IMPROVEMENT PLAN (STIP).

SENATE DISTRICT	PRIORITY NUMBER	ISLAND	REP DISTRICT	PROJECT SCOPE	ITEM NUMBER	EXPENDING AGENCY
07	23	4 - KAUAI	015	I - RENOVATION PROJECT	114	TRN

PROJECT TITLE:

KAPULE HWY/RICE ST/WAAPA RD IMPROVEMENTS AND STRNGTHNG/WIDENG OF NAWILIWILI BRIDGE, KAUAI

PROJECT DESCRIPTION:

LAND ACQUISITION AND DESIGN FOR THE IMPROVEMENT OF KAPULE HIGHWAY, RICE STREET AND WAAPA ROAD; AND STRENGTHENING/WIDENING OF NAWILIWILI BRIDGE. THIS PROJECT IS DEEMED NECESSARY TO QUALIFY FOR FEDERAL AID FINANCING AND/OR REIMBURSEMENT.

TOTAL ESTIMATED PROJECT COST (\$1,000'S):

PRIOR APPROPRIATIONS:

SLH YR	ACT	ITEM	TOTALS	PLANS	LAND ACQUISITION	DESIGN	CONSTRUCTION	EQUIPMENT
06	160	C-139	1,500	0	800	700	0	0
12	106	C-95	150	0	150	0	0	0
TOTAL			1,650	0	950	700	0	0

APPROPRIATIONS:

PART I: BY ELEMENTS	MOF	PRIOR YR	FY 2011-12	FY 2012-13	REQUESTED		FUTURE YEARS	TOTAL PROJ COST	
					FY 2013-14	FY 2014-15			
PLANS	*	0	0	0	0	0	0	0	
LAND ACQUISITION	*	800	0	150	0	754	0	1,704	
DESIGN	*	700	0	0	0	500	0	1,200	
CONSTRUCTION	*	0	0	0	0	0	0	0	
EQUIPMENT	*	0	0	0	0	0	0	0	
TOTAL COST			1,500	0	150	0	1,254	0	2,904

PART II: BY MEANS OF FINANCE	MOF	PRIOR YR	FY 2011-12	FY 2012-13	REQUESTED		FUTURE YEARS	TOTAL PROJ COST	
					FY 2013-14	FY 2014-15			
REVENUE BONDS	E	300	0	30	0	251	0	581	
FEDERAL FUNDS	N	1,200	0	120	0	1,003	0	2,323	
TOTAL COST			1,500	0	150	0	1,254	0	2,904

A. TOTAL SCOPE OF PROJECT:

The Scope of Work includes the following: Strengthening/Widening of the existing Nawiliwili Bridge; Improve roadway approach to the bridge; Construct drainage improvements in the vicinity of the bridge; Install new pavement striping & markings, Install new traffic signs; and Install new guardrails/terminal ends.

B. IDENTIFICATION OF NEED AND EVALUATION OF EXISTING SOLUTION:

The existing Nawiliwili Bridge is a narrow two-lane bridge with no shoulders and/or sidewalks on either side of the bridge and the bridge is a weight-restricted bridge whereby overloaded vehicles have to be diverted to other routes in order to avoid crossing the bridge. The bridge is located closed to Nawiliwili Harbor where there are a lot of heavy tractor/trailers hauling heavy equipment and materials to other parts of the island. Also, two large shopping complexes are located on opposite sides of the bridge and on opposite sides of the highway. Without shoulders and sidewalks, pedestrian safety is being severely compromised. Although the posted speed limit is 25 MPH, the majority of the traffic is travelling in excess of 40 MPH. Pedestrian traffic in the area is expected to increase due to the arrivals of more cruise ships to Nawiliwili Harbor. There is a need to provide Americans with Disabilities Act (ADA) compliant sidewalk facilities across the bridge.

C. ALTERNATIVES CONSIDERED AND IMPACT IF PROJECT IS DEFERRED:

One alternative is to replace the entire bridge, however, at this time, the bridge sufficiency rating does not qualify the bridge structure for replacement. The replacement alternative will most likely be more expensive than the strengthening/widening alternative.

Another alternative is to retain the existing bridge & concrete railings and construct new sidewalk facilities on the outside of the bridge railings (on both side of the bridge). However, this alternative will not resolve the vehicle weight-restriction problem. Or, the existing bridge could be strengthened and pedestrian walkway could be constructed on the outside of the existing bridge railing.

D. DISCUSS WHAT IMPROVEMENTS WILL TAKE PLACE, WHEN PROJECT COMPLETED (INCLUDING BENEFITS TO BE DERIVED AND/OR DEFICIENCIES THIS PROJECT INTENDS TO CORRECT):

When the project is completed, the heavier vehicles now being diverted will be able to cross over the bridge. This will save in hauling time and costs to the public. Pedestrians will be able to safely cross the bridge. The pedestrian facilities will be ADA compliant. The installation of drainage facilities will eliminate ponding in and along the roadway areas in the vicinity of the bridge. Improvement in the roadway approach to the bridge will make it safer for motorists.

E. IMPACT UPON FUTURE OPERATING REQUIREMENTS (SHOW INITIAL AND ONGOING FUNDING REQUIREMENTS BY COST ELEMENT, INCLUDING POSITION COUNT, MEANS OF FINANCING, FISCAL YEAR):

When the project is completed, there will be little impact on current operating/maintenance requirements. In fact, the maintenance requirements for the rehabilitated bridge facilities will most likely decrease. Initial and ongoing funding requirements will be made through the District's maintenance budget. There will be no need for increasing the number of maintenance personnel beyond the current numbers.

F. ADDITIONAL INFORMATION:

SENATE DISTRICT	PRIORITY NUMBER	ISLAND	REP DISTRICT	PROJECT SCOPE	ITEM NUMBER	EXPENDING AGENCY
07	24	4 - KAUAI	14	I - RENOVATION PROJECT	115	TRN

PROJECT TITLE:

KUHIO HIGHWAY, MAILIHUNA RD INTERS. IMP. AND KAPAA STREAM BRIDGE REHAB. &/OR REPL., KAUAI

PROJECT DESCRIPTION:

DESIGN AND LAND ACQUISITION FOR THE CONSTRUCTION OF INTERSECTION SAFETY IMPROVEMENTS AND REHABILITATION AND/OR REPLACEMENT OF KAPAA STREAM BRIDGE. THIS PROJECT IS DEEMED NECESSARY TO QUALIFY FOR FEDERAL AID FINANCING AND/OR REIMBURSEMENT.

TOTAL ESTIMATED PROJECT COST (\$1,000'S):

PRIOR APPROPRIATIONS:

SLH YR	ACT	ITEM	TOTALS	PLANS	LAND ACQUISITION	DESIGN	CONSTRUCTION	EQUIPMENT
08	158	C-110	1,000	0	0	1,000	0	0
13	134	C-115	40	0	0	40	0	0
TOTAL			1,040	0	0	1,040	0	0

APPROPRIATIONS:

PART I: BY ELEMENTS	MOF	PRIOR YR	FY 2011-12	FY 2012-13	REQUESTED		FUTURE YEARS	TOTAL PROJ COST
					FY 2013-14	FY 2014-15		
PLANS	*	0	0	0	0	0	0	0
LAND ACQUISITION	*	0	0	0	0	520	0	520
DESIGN	*	1,000	0	0	40	1,000	0	2,040
CONSTRUCTION	*	0	0	0	0	0	0	0
EQUIPMENT	*	0	0	0	0	0	0	0
TOTAL COST		1,000	0	0	40	1,520	0	2,560

PART II: BY MEANS OF FINANCE	MOF	PRIOR YR	FY 2011-12	FY 2012-13	REQUESTED		FUTURE YEARS	TOTAL PROJ COST
					FY 2013-14	FY 2014-15		
REVENUE BONDS	E	200	0	0	8	304	0	512
FEDERAL FUNDS	N	800	0	0	32	1,216	0	2,048
TOTAL COST		1,000	0	0	40	1,520	0	2,560

A. TOTAL SCOPE OF PROJECT:

Safety improvements to the Maillhuna Road Intersection at Kuhio Highway will be included in the project. Additionally, the existing Kapaa Stream Bridge will be rehabilitated and/or replaced to meet current design standards. The bridge will be widened, lengthened if required, have bridge railings that will redirect errant vehicles, have wider shoulders for pedestrians and bicycles, and be strengthened to accommodate present day vehicular loads.

B. IDENTIFICATION OF NEED AND EVALUATION OF EXISTING SOLUTION:

The structure was built in 1953. The roadway width is less than 28 feet which is at the minimum tolerable width. The structure does not meet the current live load requirements. The bridge railings and approaches do not meet current crash-tested requirements (TL-4). The nearby Maillhuna Road Intersection is on the Kauai County accident location listing.

C. ALTERNATIVES CONSIDERED AND IMPACT IF PROJECT IS DEFERRED:

The No-Build alternative was not considered. Deferral of this project will deny motorists who travel this route daily a safer and more efficient facility. Annual operation and maintenance cost for the bridge structure will increase in the near future.

D. DISCUSS WHAT IMPROVEMENTS WILL TAKE PLACE, WHEN PROJECT COMPLETED (INCLUDING BENEFITS TO BE DERIVED AND/OR DEFICIENCIES THIS PROJECT INTENDS TO CORRECT):

This project will provide a safer and more efficient facility to residents and visitors who utilize Kuhio Highway in Kapaa.

E. IMPACT UPON FUTURE OPERATING REQUIREMENTS (SHOW INITIAL AND ONGOING FUNDING REQUIREMENTS BY COST ELEMENT, INCLUDING POSITION COUNT, MEANS OF FINANCING, FISCAL YEAR):

The bridge work will decrease the annual operation and maintenance costs. Maintenance costs for the improved intersection might increase slightly due to increased paved and improved areas.

F. ADDITIONAL INFORMATION:

Federal formula funds to be utilized.

SENATE DISTRICT	PRIORITY NUMBER	ISLAND	REP DISTRICT	PROJECT SCOPE	ITEM NUMBER	EXPENDING AGENCY
00	25	0 - STATEWIDE	000	I - RENOVATION PROJECT	122	TRN

PROJECT TITLE:
 MISCELLANEOUS DRAINAGE IMPROVEMENTS, STATEWIDE

PROJECT DESCRIPTION:
 DESIGN AND CONSTRUCTION FOR DRAINAGE IMPROVEMENTS TO EXISTING HIGHWAY FACILITIES INCLUDING INSTALLATION OF DRAINAGE FACILITIES, CATCH BASINS, GRATED DROP INLETS, LINED SWALES, HEADWALLS, AND CULVERTS AT VARIOUS LOCATIONS.

TOTAL ESTIMATED PROJECT COST (\$1,000'S):

PRIOR APPROPRIATIONS:

SLH	YR	ACT	ITEM	TOTALS	PLANS	LAND ACQUISITION	DESIGN	CONSTRUCTION	EQUIPMENT
			Prior Year	7,920	0	0	780	7,140	0
01	259		C-131	1,500	0	0	0	1,500	0
02	177		C-131	1,000	0	0	0	1,000	0
03	200		C-89	1,100	0	0	100	1,000	0
04	41		C-89	1,275	0	0	0	1,275	0
05	178		C-143	1,350	0	0	100	1,250	0
06	160		C-143	1,350	0	0	100	1,250	0
07	213		C-114	1,350	0	0	100	1,250	0
08	158		C-114	1,350	0	0	100	1,250	0
09	162		C-135	1,200	0	0	200	1,000	0
11	164		C-108	1,360	0	0	0	1,360	0
12	106		C-108	3,045	0	0	200	2,845	0
13	134		C-122	810	0	0	200	610	0
14			C-122	2,400	0	0	200	2,200	0
TOTAL				27,010	0	0	2,080	24,930	0

APPROPRIATIONS:

PART I: BY ELEMENTS	MOF	PRIOR YR	FY 2011-12	FY 2012-13	REQUESTED		FUTURE YEARS	TOTAL PROJ COST
					FY 2013-14	FY 2014-15		
PLANS	*	0	0	0	0	0	0	0
LAND ACQUISITION	*	0	0	0	0	0	0	0
DESIGN	*	1,480	0	200	200	400	0	2,280
CONSTRUCTION	*	17,915	1,360	2,845	610	3,100	0	25,830
EQUIPMENT	*	0	0	0	0	0	0	0
TOTAL COST		19,395	1,360	3,045	810	3,500	0	28,110

PART II: BY MEANS OF FINANCE	MOF	PRIOR YR	FY 2011-12	FY 2012-13	REQUESTED		FUTURE YEARS	TOTAL PROJ COST
					FY 2013-14	FY 2014-15		
REVENUE BONDS	E	16,475	1,360	3,045	810	3,500	0	25,190
FEDERAL FUNDS	N	2,920	0	0	0	0	0	2,920
TOTAL COST		19,395	1,360	3,045	810	3,500	0	28,110

A. TOTAL SCOPE OF PROJECT:

Constructing drainage improvements, such as catch basins, grated drop inlets, lined swales, headwalls and culverts, to alleviate localized flooding, runoff onto the highway and reduce erosion within the highways right-of-way and adjacent areas.

B. IDENTIFICATION OF NEED AND EVALUATION OF EXISTING SOLUTION:

A miscellaneous drainage program provides the State with the means to design and implement a highway drainage improvement program on a continuing basis. The program will correct localized drainage problems along various locations on State highways. These improvements will reduce accidents, protect the highway, alleviate pollution to adjacent state waters and reduce potential litigation from adjacent owners.

C. ALTERNATIVES CONSIDERED AND IMPACT IF PROJECT IS DEFERRED:

Do-Nothing: This is not an acceptable alternative because the substandard conditions will remain until a major improvement is constructed on the section of highway where the localized drainage problems exist.

D. DISCUSS WHAT IMPROVEMENTS WILL TAKE PLACE, WHEN PROJECT COMPLETED (INCLUDING BENEFITS TO BE DERIVED AND/OR DEFICIENCIES THIS PROJECT INTENDS TO CORRECT):

Constructing the drainage facilities will alleviate localized flooding, runoff onto the highway and reduce erosion within the highways right-of-way and adjacent areas. These drainage improvements will provide a safer highway during heavy rainfall by draining runoff from the travelway and preventing flooding. Also, by reducing the erosion there will be less pollution of state waters.

E. IMPACT UPON FUTURE OPERATING REQUIREMENTS (SHOW INITIAL AND ONGOING FUNDING REQUIREMENTS BY COST ELEMENT, INCLUDING POSITION COUNT, MEANS OF FINANCING, FISCAL YEAR):

Maintenance costs will decrease when these improvements are constructed.

F. ADDITIONAL INFORMATION:

The routes involved in the plan of miscellaneous drainage improvements are shown in the following listing:

OAHU

1. FARRINGTON HWY, VICINITY OF PRINCESS KAHANU AVENUE; 2. KALANIANA'OLE HWY, VICINITY OF WAILUPE CIRCLE; 3. FARRINGTON HIGHWAY, VICINITY OF OLOHIO STREET

HAWAII

1. HAWAII BELT ROAD, AT PAPAALOA, M.P. 24.47; 2. KOHALA MOUNTAIN ROAD, Phase 2, VICINITY OF MILEPOST 12.88

KAUAI

1. KAUMUALII HIGHWAY, VICINITY OF MP 25.9, KAUAI

MAUI

1. KEKAULIKE AVENUE, VICINITY OF MP 7.8, MAUI

STATEWIDE

1. EMERGENCY DRAINAGE REPAIRS, STATEWIDE

SENATE DISTRICT	PRIORITY NUMBER	ISLAND	REP DISTRICT	PROJECT SCOPE	ITEM NUMBER	EXPENDING AGENCY
07	26	2 - MAUI	013	I - RENOVATION PROJECT		TRN

PROJECT TITLE:

HANA HIGHWAY IMPROVEMENTS, HUELO TO HANA, MAUI

PROJECT DESCRIPTION:

DESIGN AND CONSTRUCTION FOR IMPROVING, UPGRADING, AND/OR REPAIRING ROADWAYS, BRIDGES, WALLS, DRAINAGE STRUCTURES, GUARDRAILS, AND OTHER FACILITIES ON ROUTE 360 HANA HIGHWAY.

TOTAL ESTIMATED PROJECT COST (\$1,000'S):

PRIOR APPROPRIATIONS:

SLH YR	ACT	ITEM	TOTALS	PLANS	LAND ACQUISITION	DESIGN	CONSTRUCTION	EQUIPMENT
99	91	C-94	85	0	0	85	0	0
02	177	C-110	1,500	0	0	0	1,500	0
08	158	C-95	275	0	0	275	0	0
09	162	C-114	1,430	0	0	0	1,430	0
10	180	C-114	1,500	0	0	0	1,500	0
11	164	C-79	840	0	0	0	840	0
12	106	C-79	1,500	0	0	0	1,500	0
TOTAL			7,130	0	0	360	6,770	0

APPROPRIATIONS:

PART I: BY ELEMENTS	MOF	PRIOR YR	FY 2011-12	FY 2012-13	REQUESTED		FUTURE YEARS	TOTAL PROJ COST
					FY 2013-14	FY 2014-15		
PLANS	*	0	0	0	0	0	0	0
LAND ACQUISITION	*	0	0	0	0	0	0	0
DESIGN	*	360	0	0	0	200	0	560
CONSTRUCTION	*	4,430	840	1,500	0	2,400	0	9,170
EQUIPMENT	*	0	0	0	0	0	0	0
TOTAL COST		4,790	840	1,500	0	2,600	0	9,730

PART II: BY MEANS OF FINANCE	MOF	PRIOR YR	FY 2011-12	FY 2012-13	REQUESTED		FUTURE YEARS	TOTAL PROJ COST
					FY 2013-14	FY 2014-15		
REVENUE BONDS	E	3,360	840	1,500	0	2,600	0	8,300
OTHER FUNDS	X	1,430	0	0	0	0	0	1,430
TOTAL COST		4,790	840	1,500	0	2,600	0	9,730

A. TOTAL SCOPE OF PROJECT:

REPAIR ROAD SECTIONS DAMAGED BY WEATHER AND DETERIORATION, INCLUDING RECONSTRUCTING ROADS, CONSTRUCTING RETAINING WALL AND EMBANKMENTS, DRAINAGE STRUCTURES, INSTALLING AND UPGRADING GUARDRAILS, AND INSTALL OTHER ROADWAY IMPROVEMENTS.

B. IDENTIFICATION OF NEED AND EVALUATION OF EXISTING SOLUTION:

HANA HIGHWAY HAS MANY SECTIONS WHERE THE EDGE OF THE ROAD HAS ERODED DUE TO WEATHER. RETAINING WALLS OR EMBANKMENTS NEED TO BE CONSTRUCTED AND/OR REPAIRED TO MAKE THE ROADWAY SHOULDER MORE STABLE. CULVERTS NEED TO BE REPLACED OR UPGRADED DUE TO AGE AND DETERIORATION. GUARDRAIL AND END TREATMENTS NEED TO BE INSTALLED, REPAIRED, REPLACED OR UPGRADED.

C. ALTERNATIVES CONSIDERED AND IMPACT IF PROJECT IS DEFERRED:

THE ALTERNATIVE CONSIDERED WAS CONTINUING REPAIRS WITH MAINTENANCE FORCES; HOWEVER, THE RATE OF DETERIORATION HAS EXCEEDED THE CAPABILITIES OF THE ROAD MAINTENANCE CREWS. IF THE PROJECT IS DEFERRED, PORTIONS OF THE ROADWAY WILL CONTINUE TO DETERIORATE AND EXPOSING THE DOT TO POSSIBLE LIABILITY ISSUES.

D. DISCUSS WHAT IMPROVEMENTS WILL TAKE PLACE, WHEN PROJECT COMPLETED (INCLUDING BENEFITS TO BE DERIVED AND/OR DEFICIENCIES THIS PROJECT INTENDS TO CORRECT):

THE 32 MILE LENGTH OF HIGHWAY IS THE ONLY ALL WEATHER ROAD INTO THE HANA AND KEANAE COMMUNITIES. IMPROVEMENTS AND RESTORATION WILL PROVIDE A SAFER HIGHWAY FOR ROAD USERS AND WILL BRING IMPROVEMENTS SUCH AS GUARDRAILS UP TO MORE CURRENT STANDARDS. ROADWAY SHOULDERS WILL BE STABILIZED AND DRAINAGE FACILITIES WILL BE IMPROVED WHICH WILL DECREASE MAINTENANCE COSTS AND PROVIDE A SAFER ROADWAY.

E. IMPACT UPON FUTURE OPERATING REQUIREMENTS (SHOW INITIAL AND ONGOING FUNDING REQUIREMENTS BY COST ELEMENT, INCLUDING POSITION COUNT, MEANS OF FINANCING, FISCAL YEAR):
A DECREASE IN MAINTENANCE COST IS ANTICIPATED.

F. ADDITIONAL INFORMATION:

THIS PROJECT WILL ADDRESS APPROXIMATELY TEN SPOT LOCATIONS ALONG ROUTE 360 HANA HIGHWAY.

SENATE DISTRICT	PRIORITY NUMBER	ISLAND	REP DISTRICT	PROJECT SCOPE	ITEM NUMBER	EXPENDING AGENCY
04	27	3 - HAWAII	007	R - REPLACEMENT PROJECT		TRN

PROJECT TITLE:

KAWAIHAE ROAD, WAIAKA STREAM BRIDGE REPLACEMENT AND REALIGNMENT, HAWAII

PROJECT DESCRIPTION:

DESIGN AND LAND ACQUISITION FOR REPLACING THE EXISTING WAIAKA STREAM BRIDGE, REALIGNING THE BRIDGE APPROACHES, RECONSTRUCTING THE ROUTE 19/ROUTE 250 INTERSECTION, AND INSTALLING SAFETY IMPROVEMENTS. THIS PROJECT IS DEEMED NECESSARY TO QUALIFY FOR FEDERAL AID FINANCING AND/OR REIMBURSEMENT.

TOTAL ESTIMATED PROJECT COST (\$1,000'S):

PRIOR APPROPRIATIONS:

SLH YR	ACT	ITEM	TOTALS	PLANS	LAND ACQUISITION	DESIGN	CONSTRUCTION	EQUIPMENT
99	91	C-88	500	500	0	0	0	0
98	116	C-171C	575	575	0	0	0	0
03	200	C-64	1,000	0	0	1,000	0	0
05	178	C-100	3,890	0	3,890	0	0	0
07	213	C-78	1,000	0	0	1,000	0	0
TOTAL			6,965	1,075	3,890	2,000	0	0

APPROPRIATIONS:

PART I: BY ELEMENTS	MOF	PRIOR YR	FY 2011-12	FY 2012-13	REQUESTED		FUTURE YEARS	TOTAL PROJ COST
					FY 2013-14	FY 2014-15		
PLANS	*	575	0	0	0	0	0	575
LAND ACQUISITION	*	3,890	0	0	0	500	0	4,390
DESIGN	*	2,000	0	0	0	1,500	0	3,500
CONSTRUCTION	*	0	0	0	0	0	0	0
EQUIPMENT	*	0	0	0	0	0	0	0
TOTAL COST		6,465	0	0	0	2,000	0	8,465

PART II: BY MEANS OF FINANCE	MOF	PRIOR YR	FY 2011-12	FY 2012-13	REQUESTED		FUTURE YEARS	TOTAL PROJ COST
					FY 2013-14	FY 2014-15		
REVENUE BONDS	E	1,555	0	0	0	400	0	1,955
FEDERAL FUNDS	N	3,910	0	0	0	1,600	0	5,510
OTHER FUNDS	X	1,000	0	0	0	0	0	1,000
TOTAL COST		6,465	0	0	0	2,000	0	8,465

A. TOTAL SCOPE OF PROJECT:

Construct new bridge, demolish existing bridge, re-align roadway approaches, construct new T-intersection at Route 19/Route 250 junction, provide left-turn lane on Route 19 at the intersection, reconstruct and widen shoulders, install guardrails, adjust utilities, install signs, pavement markings, striping and markers.

B. IDENTIFICATION OF NEED AND EVALUATION OF EXISTING SOLUTION:

Waiaka Bridge is a bottleneck for commerce and commuting traffic in this area. It is a narrow bridge with no shoulders, is located on a sharply S-curved alignment, does not meet current bridge load standards, is frequently overtopped by floodwaters, and is located next to the busy intersection of Route 19/Route 250. Equestrian and bicyclists are particularly exposed to risk when they attempt to cross the bridge.

C. ALTERNATIVES CONSIDERED AND IMPACT IF PROJECT IS DEFERRED:

Replacement of the bridge without realignment was considered. However, operational and safety problems would continue because of the poor highway geometry and the proximity to the adjacent intersection. If the project is deferred, traffic congestion will worsen and the potential risk for serious accidents will increase.

D. DISCUSS WHAT IMPROVEMENTS WILL TAKE PLACE, WHEN PROJECT COMPLETED (INCLUDING BENEFITS TO BE DERIVED AND/OR DEFICIENCIES THIS PROJECT INTENDS TO CORRECT):

The road will be significantly straighter, greatly simplifying maneuvers through this location. Traffic should flow smoother and more safely. Reconstruction of the Route 19/Route 250 will change from an unorthodox triangle intersection to a standard T-intersection, with a left-turn lane for traffic on Route 19. The bridge will be widened with provisions for bicyclists, pedestrians, and equestrians.

E. IMPACT UPON FUTURE OPERATING REQUIREMENTS (SHOW INITIAL AND ONGOING FUNDING REQUIREMENTS BY COST ELEMENT, INCLUDING POSITION COUNT, MEANS OF FINANCING, FISCAL YEAR):

No significant impact.

F. ADDITIONAL INFORMATION:

Route 19 is the primary arterial highway around the Island of Hawaii. Route 250 is the most direct route for traffic proceeding from Waimea to North Kohala. It is important to maintain these commerce and commuter links. This project is included in the Statewide Transportation Improvement Program (STIP). Federal formula funds to be utilized.

SENATE DISTRICT	PRIORITY NUMBER	ISLAND	REP DISTRICT	PROJECT SCOPE	ITEM NUMBER	EXPENDING AGENCY
22	28	1 - OAHU	046	R - REPLACEMENT PROJECT		TRN

PROJECT TITLE:

KAMEHAMEHA HIGHWAY, UPPER POAMOHO STREAM BRIDGE REPLACEMENT, OAHU

PROJECT DESCRIPTION:

LAND ACQUISITION FOR REPLACEMENT OF A MULTI-GIRDER REINFORCED CONCRETE BRIDGE ON KAMEHAMEHA HIGHWAY IN THE VICINITY OF WAHIAWA TO INCLUDE BRIDGE RAILINGS, PEDESTRIAN WALKWAYS, AND OTHER IMPROVEMENTS. THIS PROJECT IS DEEMED NECESSARY TO QUALIFY FOR FEDERAL AID FINANCING AND/OR REIMBURSEMENT.

TOTAL ESTIMATED PROJECT COST (\$1,000'S):

PRIOR APPROPRIATIONS:

SLH YR	ACT	ITEM	TOTALS	PLANS	LAND ACQUISITION	DESIGN	CONSTRUCTION	EQUIPMENT
03	200	C-44	2,275	0	0	2,275	0	0
05	178	C-80	970	0	970	0	0	0
11	164	C-50	400	0	400	0	0	0
TOTAL			3,645	0	1,370	2,275	0	0

APPROPRIATIONS:

PART I: BY ELEMENTS	MOF	PRIOR YR	FY 2011-12	FY 2012-13	REQUESTED		FUTURE YEARS	TOTAL PROJ COST
					FY 2013-14	FY 2014-15		
PLANS	*	0	0	0	0	0	0	0
LAND ACQUISITION	*	970	400	0	0	1,000	0	2,370
DESIGN	*	2,275	0	0	0	0	0	2,275
CONSTRUCTION	*	0	0	0	0	0	0	0
EQUIPMENT	*	0	0	0	0	0	0	0
TOTAL COST		3,245	400	0	0	1,000	0	4,645

PART II: BY MEANS OF FINANCE	MOF	PRIOR YR	FY 2011-12	FY 2012-13	REQUESTED		FUTURE YEARS	TOTAL PROJ COST
					FY 2013-14	FY 2014-15		
REVENUE BONDS	E	650	80	0	0	200	0	930
FEDERAL FUNDS	N	2,595	320	0	0	800	0	3,715
TOTAL COST		3,245	400	0	0	1,000	0	4,645

A. TOTAL SCOPE OF PROJECT:

The existing bridge will be replaced with a new bridge that meets current design standards. The structure will be wider, longer, have a pedestrian walkway, have bridge railings that will redirect errant vehicles, meet the current seismic design criteria, eliminate the possibility of pier scour, and will be designed to accommodate present day vehicular loads.

B. IDENTIFICATION OF NEED AND EVALUATION OF EXISTING SOLUTION:

The structure was built more than 76 years (1936) ago. The roadway is less than 25 feet which is not to current standards. The structure does not meet the current live load and seismic requirements.

C. ALTERNATIVES CONSIDERED AND IMPACT IF PROJECT IS DEFERRED:

The No-Build alternative was not considered. Deferral of this project will deny the motoring public a safer and more efficient facility. Annual operation and maintenance costs will be perpetuated.

D. DISCUSS WHAT IMPROVEMENTS WILL TAKE PLACE, WHEN PROJECT COMPLETED (INCLUDING BENEFITS TO BE DERIVED AND/OR DEFICIENCIES THIS PROJECT INTENDS TO CORRECT):

The new bridge will provide a safer and more efficient facility for the motorists who utilize Kamehameha Highway between Wahiawa and Haleiwa.

E. IMPACT UPON FUTURE OPERATING REQUIREMENTS (SHOW INITIAL AND ONGOING FUNDING REQUIREMENTS BY COST ELEMENT, INCLUDING POSITION COUNT, MEANS OF FINANCING, FISCAL YEAR):

The new structure will decrease the annual operation and maintenance cost.

F. ADDITIONAL INFORMATION:

This project is included in the Highways Division Bridge Replacement program and the Statewide Transportation Improvement Program (STIP).

SENATE DISTRICT	PRIORITY NUMBER	ISLAND	REP DISTRICT	PROJECT SCOPE	ITEM NUMBER	EXPENDING AGENCY
08	29	4 - KAUAI	014	R - REPLACEMENT PROJECT		TRN

PROJECT TITLE:

KUHIO HIGHWAY, REHAB. &/OR REPL. OF WAIOLI, WAIPA, AND WAIKOKO STREAM BRIDGES, KAUAI

PROJECT DESCRIPTION:

LAND ACQUISITION AND DESIGN FOR THE REHABILITATION AND/OR REPLACEMENT OF WAIOLI STREAM BRIDGE, WAIPA STREAM BRIDGE, AND WAIKOKO STREAM BRIDGE ON KUHIO HIGHWAY, ROUTE 560. THIS PROJECT IS DEEMED NECESSARY TO QUALIFY FOR FEDERAL-AID FINANCING AND/OR REIMBURSEMENT.

TOTAL ESTIMATED PROJECT COST (\$1,000'S):

PRIOR APPROPRIATIONS:

SLH YR	ACT	ITEM	TOTALS	PLANS	LAND ACQUISITION	DESIGN	CONSTRUCTION	EQUIPMENT
05	178	C-140	1,750	0	0	1,750	0	0
06	160	C-140	650	0	650	0	0	0
12	106	C-94	250	0	250	0	0	0
TOTAL			2,650	0	900	1,750	0	0

APPROPRIATIONS:

PART I: BY ELEMENTS	MOF	PRIOR YR	FY 2011-12	FY 2012-13	REQUESTED		FUTURE YEARS	TOTAL PROJ COST	
					FY 2013-14	FY 2014-15			
PLANS	*	0	0	0	0	0	0	0	
LAND ACQUISITION	*	650	0	250	0	500	0	1,400	
DESIGN	*	1,750	0	0	0	1,500	0	3,250	
CONSTRUCTION	*	0	0	0	0	0	0	0	
EQUIPMENT	*	0	0	0	0	0	0	0	
TOTAL COST			2,400	0	250	0	2,000	0	4,650

PART II: BY MEANS OF FINANCE	MOF	PRIOR YR	FY 2011-12	FY 2012-13	REQUESTED		FUTURE YEARS	TOTAL PROJ COST	
					FY 2013-14	FY 2014-15			
REVENUE BONDS	E	480	0	50	0	400	0	930	
FEDERAL FUNDS	N	1,920	0	200	0	1,600	0	3,720	
TOTAL COST			2,400	0	250	0	2,000	0	4,650

A. TOTAL SCOPE OF PROJECT:

Replacement and/or rehabilitation of the three-span continuous concrete slab Waioli Stream Bridge; the eight-span continuous concrete slab Waipa Stream Bridge; and the single-span concrete slab Waikoko Stream Bridge on Kuhio Highway (Route 560) on Kauai in the vicinity of Hanalei. The existing bridges will be designed to accommodate present day vehicular loads, have crash-tested bridge railings, eliminate the possibility of pier or abutment scour and be environmentally sensitive to the historical and scenic nature of the area.

B. IDENTIFICATION OF NEED AND EVALUATION OF EXISTING SOLUTION:

All three structures were built over 100 years ago (1912 - 1913). All the bridges are posted at 8 tons which is well below the current live load requirements. The bridge railings do not meet current crash tested requirements (TL-2). Waterway adequacy must be upgraded as well as scour elimination.

C. ALTERNATIVES CONSIDERED AND IMPACT IF PROJECT IS DEFERRED:

The no-build alternative was considered but is unacceptable because of the numerous inadequacies of the structures. Rehabilitation of the structures including widening and upgrading of existing members was considered and could be reconsidered with further study and community input. This alternative is not recommended at this time because of deficiencies due to waterway opening, deterioration of existing structure, and scour considerations. Deferral of this project will deny the more than 5,000 motorists who use this route daily a safer and more efficient facility.

D. DISCUSS WHAT IMPROVEMENTS WILL TAKE PLACE, WHEN PROJECT COMPLETED (INCLUDING BENEFITS TO BE DERIVED AND/OR DEFICIENCIES THIS PROJECT INTENDS TO CORRECT):

The new structures will provide a safer and more efficient facility to the residents and visitors who utilize Kuhio Highway in the vicinity of Hanalei. The structures will allow the uninhibited passage of fire and emergency vehicles as well as construction equipment and other service vehicles. The possibility of scour will be minimized.

E. IMPACT UPON FUTURE OPERATING REQUIREMENTS (SHOW INITIAL AND ONGOING FUNDING REQUIREMENTS BY COST ELEMENT, INCLUDING POSITION COUNT, MEANS OF FINANCING, FISCAL YEAR):

The new structures will decrease annual operation and maintenance costs.

F. ADDITIONAL INFORMATION:

The existing condition of the three structures will not improve with time and the existing 8 tons limitation may be further reduced, which would hinder the movement of the fire department's large tanker trucks, the gas company's movement of propane gas to its customers in the area, picking up of rubbish and waste, and delivery of service for customers of the electric, cable and telephone companies. A very real safety and health issue may evolve if action is not taken.

SENATE DISTRICT	PRIORITY NUMBER	ISLAND	REP DISTRICT	PROJECT SCOPE	ITEM NUMBER	EXPENDING AGENCY
04	30	3 - HAWAII	001	R - REPLACEMENT PROJECT		TRN

PROJECT TITLE:

HAWAII BELT ROAD, REPLACEMENT OF PAHOEHOE STREAM BRIDGE, HAWAII

PROJECT DESCRIPTION:

LAND ACQUISITION FOR THE REPLACEMENT OF A CONCRETE ARCH-DECK BRIDGE ON HAWAII BELT ROAD (ROUTE 19) ON THE BIG ISLAND IN THE VICINITY OF PAPAIKOU. THIS PROJECT IS DEEMED NECESSARY TO QUALIFY FOR FEDERAL AID FINANCING AND/OR REIMBURSEMENT.

TOTAL ESTIMATED PROJECT COST (\$1,000'S):

PRIOR APPROPRIATIONS:

SLH YR	ACT	ITEM	TOTALS	PLANS	LAND ACQUISITION	DESIGN	CONSTRUCTION	EQUIPMENT
10	180	C-104	745	0	0	745	0	0
11	164	C-67	50	0	0	50	0	0
12	106	C-67	1,100	0	1,100	0	0	0
TOTAL			1,895	0	1,100	795	0	0

APPROPRIATIONS:

PART I: BY ELEMENTS	MOF	PRIOR YR	FY 2011-12	FY 2012-13	REQUESTED		FUTURE YEARS	TOTAL PROJ COST
					FY 2013-14	FY 2014-15		
PLANS	*	0	0	0	0	0	0	0
LAND ACQUISITION	*	0	0	1,100	0	500	0	1,600
DESIGN	*	745	50	0	0	0	0	795
CONSTRUCTION	*	0	0	0	0	0	0	0
EQUIPMENT	*	0	0	0	0	0	0	0
TOTAL COST		745	50	1,100	0	500	0	2,395

PART II: BY MEANS OF FINANCE	MOF	PRIOR YR	FY 2011-12	FY 2012-13	REQUESTED		FUTURE YEARS	TOTAL PROJ COST
					FY 2013-14	FY 2014-15		
REVENUE BONDS	E	149	10	220	0	100	0	479
FEDERAL FUNDS	N	596	40	880	0	400	0	1,916
TOTAL COST		745	50	1,100	0	500	0	2,395

A. TOTAL SCOPE OF PROJECT:

The existing bridge will be replaced with a new bridge that meets current design standards. The structure will be wider, longer, have bridge railings that will redirect errant vehicles, meet the current seismic design criteria, eliminate the possibility of scour and will be designed to accommodate present day vehicular loads. The approaches to the bridge may also need to be improved to provide a safe transition from the existing highway.

B. IDENTIFICATION OF NEED AND EVALUATION OF EXISTING SOLUTION:

The structure was originally built in 1912 and reconstructed in 1967. The roadway width on the bridge is only 24 feet which can only accommodate two traffic lanes with no shoulders. This does not comply with minimum State standards for roadway width. The structure does not meet current live load and seismic requirements. The bridge railings and approaches do not meet current crash-tested requirements.

C. ALTERNATIVES CONSIDERED AND IMPACT IF PROJECT IS DEFERRED:

The no-build alternative was not considered. Deferral of this project will deny the more than 15,000 motorists who travel this route daily a safer and more efficient facility. Annual operation and maintenance cost will be increased in the near future.

D. DISCUSS WHAT IMPROVEMENTS WILL TAKE PLACE, WHEN PROJECT COMPLETED (INCLUDING BENEFITS TO BE DERIVED AND/OR DEFICIENCIES THIS PROJECT INTENDS TO CORRECT):

The new bridge will provide a safer and more efficient facility to residents and visitors who utilize Hawaii Belt Road in the vicinity of Papaikou.

E. IMPACT UPON FUTURE OPERATING REQUIREMENTS (SHOW INITIAL AND ONGOING FUNDING REQUIREMENTS BY COST ELEMENT, INCLUDING POSITION COUNT, MEANS OF FINANCING, FISCAL YEAR):

The new structure will decrease annual operation and maintenance cost.

F. ADDITIONAL INFORMATION:

SENATE DISTRICT	PRIORITY NUMBER	ISLAND	REP DISTRICT	PROJECT SCOPE	ITEM NUMBER	EXPENDING AGENCY
2	31	3 - HAWAII	003	I - RENOVATION PROJECT		TRN

PROJECT TITLE:

MAMALAOA HIGHWAY DRAINAGE IMPROVEMENTS AT KAWA, HAWAII

PROJECT DESCRIPTION:

CONSTRUCTION FOR DRAINAGE IMPROVEMENTS, INCLUDING THE INSTALLATION OF DRAINAGE BOX CULVERTS AND RAISING OF THE ROADWAY. THIS PROJECT IS DEEMED NECESSARY TO QUALIFY FOR FEDERAL AID FINANCING AND/OR REIMBURSEMENT.

TOTAL ESTIMATED PROJECT COST (\$1,000'S):

PRIOR APPROPRIATIONS:

SLH	YR	ACT	ITEM	TOTALS	PLANS	LAND ACQUISITION	DESIGN	CONSTRUCTION	EQUIPMENT
03	200		C-68	350	0	0	350	0	0
07	213		C-85	5,200	0	200	0	5,000	0
10	180		C-102	1,500	0	0	0	1,500	0
TOTAL				7,050	0	200	350	6,500	0

APPROPRIATIONS:

PART I: BY ELEMENTS	MOF	PRIOR YR	FY 2011-12	FY 2012-13	REQUESTED		FUTURE YEARS	TOTAL PROJ COST
					FY 2013-14	FY 2014-15		
PLANS	*	0	0	0	0	0	0	0
LAND ACQUISITION	*	200	0	0	0	0	0	200
DESIGN	*	350	0	0	0	0	0	350
CONSTRUCTION	*	6,500	0	0	0	4,500	0	11,000
EQUIPMENT	*	0	0	0	0	0	0	0
TOTAL COST		7,050	0	0	0	4,500	0	11,550

PART II: BY MEANS OF FINANCE	MOF	PRIOR YR	FY 2011-12	FY 2012-13	REQUESTED		FUTURE YEARS	TOTAL PROJ COST
					FY 2013-14	FY 2014-15		
REVENUE BONDS	E	1,650	0	0	0	900	0	2,550
FEDERAL FUNDS	N	5,200	0	0	0	3,600	0	8,800
OTHER FUNDS	X	200	0	0	0	0	0	200
TOTAL COST		7,050	0	0	0	4,500	0	11,550

A. TOTAL SCOPE OF PROJECT:

THE PROJECT WILL INSTALL DRAINAGE BOX CULVERT, RAISE THE ROADWAY, AND ACQUIRE LAND NEEDED FOR THE IMPROVEMENTS.

B. IDENTIFICATION OF NEED AND EVALUATION OF EXISTING SOLUTION:

DRAINAGE IMPROVEMENTS ARE NEEDED IN ORDER TO MINIMIZE FLOODING OF THIS ROADWAY. DURING HEAVY RAINS, THE ROAD FLOODS AND BECOMES IMPASSABLE, CREATING AN UNSAFE CONDITION FOR UNWARY MOTORISTS, AND REQUIRING ROAD CLOSURES.

C. ALTERNATIVES CONSIDERED AND IMPACT IF PROJECT IS DEFERRED:

THE ALTERNATIVE TO IMPLEMENTATION IS THE "DO NOTHING" ALTERNATIVE. IF THE PROJECT IS NOT IMPLEMENTED, FLOODING WILL CONTINUE ALONG THIS ROUTE AND THE STATE WILL CONTINUE TO EXPEND FUNDS IN ORDER TO ERECT AND MAINTAIN ROAD CLOSURES.

D. DISCUSS WHAT IMPROVEMENTS WILL TAKE PLACE, WHEN PROJECT COMPLETED (INCLUDING BENEFITS TO BE DERIVED AND/OR DEFICIENCIES THIS PROJECT INTENDS TO CORRECT):

IMPROVEMENTS WILL BE CONSTRUCTED TO INCREASE DRAINAGE CAPACITY AND MINIMIZE FLOODING OF THE ROADWAY, AND THUS, THE PUBLIC WILL NOT BE INCONVENIENCED BY A 220 MILE REROUTING OF TRAFFIC DURING ROAD CLOSURES DUE TO FLOODING.

E. IMPACT UPON FUTURE OPERATING REQUIREMENTS (SHOW INITIAL AND ONGOING FUNDING REQUIREMENTS BY COST ELEMENT, INCLUDING POSITION COUNT, MEANS OF FINANCING, FISCAL YEAR):

REDUCED REQUIREMENT OF FUNDS TO ERECT AND MAN ROAD CLOSURES.

F. ADDITIONAL INFORMATION:

THESE IMPROVEMENTS ARE A HIGH PRIORITY BY THE MAYOR'S OFFICE, THE POLICE DEPARTMENT, AND THE GENERAL PUBLIC. FEDERAL FORMULA FUNDS TO BE UTILIZED.

SENATE DISTRICT	PRIORITY NUMBER	ISLAND	REP DISTRICT	PROJECT SCOPE	ITEM NUMBER	EXPENDING AGENCY
07	32	2 - MAUI	013	I - RENOVATION PROJECT	97	TRN

PROJECT TITLE:

HANA HIGHWAY, KAILUA STREAM BRIDGE REHABILITATION AND/OR REPLACEMENT, MAUI

PROJECT DESCRIPTION:

LAND ACQUISITION AND DESIGN FOR REHABILITATION AND/OR REPLACEMENT OF KAILUA STREAM BRIDGE ALONG HANA HIGHWAY (ROUTE 360). THIS PROJECT IS DEEMED NECESSARY TO QUALIFY FOR FEDERAL AID FINANCING AND/OR REIMBURSEMENT.

TOTAL ESTIMATED PROJECT COST (\$1,000'S):

PRIOR APPROPRIATIONS:

SLH YR	ACT	ITEM	TOTALS	PLANS	LAND ACQUISITION	DESIGN	CONSTRUCTION	EQUIPMENT
			0	0	0	0	0	0

APPROPRIATIONS:

PART I: BY ELEMENTS	MOF	PRIOR YR	FY 2011-12	FY 2012-13	REQUESTED		FUTURE YEARS	TOTAL PROJ COST
					FY 2013-14	FY 2014-15		
PLANS	*	0	0	0	0	0	0	0
LAND ACQUISITION	*	0	0	0	0	500	0	500
DESIGN	*	0	0	0	0	600	0	600
CONSTRUCTION	*	0	0	0	0	0	0	0
EQUIPMENT	*	0	0	0	0	0	0	0
TOTAL COST		0	0	0	0	1,100	0	1,100

PART II: BY MEANS OF FINANCE	MOF	PRIOR YR	FY 2011-12	FY 2012-13	REQUESTED		FUTURE YEARS	TOTAL PROJ COST
					FY 2013-14	FY 2014-15		
REVENUE BONDS	E	0	0	0	0	220	0	220
FEDERAL FUNDS	N	0	0	0	0	880	0	880
TOTAL COST		0	0	0	0	1,100	0	1,100

A. TOTAL SCOPE OF PROJECT:

THE EXISTING BRIDGE WILL BE REHABILITATED AND/OR REPLACED TO MEET CURRENT DESIGN STANDARDS AND THE PROPOSED PRESERVATION PLAN FOR THE BRIDGES ON HISTORIC HANA HIGHWAY. THE STRUCTURE WILL HAVE BRIDGE RAILINGS THAT WILL REDIRECT ERRANT VEHICLES, MEET CURRENT SEISMIC DESIGN CRITERIA, AND BE DESIGNED TO ACCOMMODATE PRESENT DAY VEHICULAR LOADS. THE WIDTH OF THE BRIDGE INCLUDING SHOULDERS WILL BE GOVERNED BY RECOMMENDATIONS CONTAINED IN THE PRESERVATION PLAN.

B. IDENTIFICATION OF NEED AND EVALUATION OF EXISTING SOLUTION:

THE PURPOSE OF THIS PROJECT IS TO REHABILITATE AND/OR REPLACE THE EXISTING DEFICIENT BRIDGE TO MEET CURRENT DESIGN STANDARDS AND THE PROPOSED PRESERVATION PLAN FOR THE BRIDGES ON HISTORIC HANA HIGHWAY. THE EXISTING TWO-LANE STRUCTURE WAS BUILT IN 1929. THE ROADWAY WIDTH OF THE BRIDGE DOES NOT MEET CURRENT AASHTO STANDARDS. IT DOES NOT MEET THE CURRENT LIVE LOAD AND SEISMIC REQUIREMENTS. THE BRIDGE RAILINGS AND APPROACHES DO NOT MEET CURRENT CRASH-TESTED REQUIREMENTS.

C. ALTERNATIVES CONSIDERED AND IMPACT IF PROJECT IS DEFERRED:

THE NO-BUILD ALTERNATIVE WAS NOT CONSIDERED. DEFERRAL OF THIS PROJECT WILL DENY MOTORISTS AND PEDESTRIANS WHO TRAVEL THIS ROUTE DAILY A SAFER AND MORE EFFICIENT FACILITY.

D. DISCUSS WHAT IMPROVEMENTS WILL TAKE PLACE, WHEN PROJECT COMPLETED (INCLUDING BENEFITS TO BE DERIVED AND/OR DEFICIENCIES THIS PROJECT INTENDS TO CORRECT):

THIS PROJECT WILL PROVIDE A SAFER AND MORE EFFICIENT FACILITY TO RESIDENTS AND VISITORS WHO UTILIZE THIS FACILITY.

E. IMPACT UPON FUTURE OPERATING REQUIREMENTS (SHOW INITIAL AND ONGOING FUNDING REQUIREMENTS BY COST ELEMENT, INCLUDING POSITION COUNT, MEANS OF FINANCING, FISCAL YEAR):

THIS PROJECT WILL DECREASE THE ANNUAL OPERATION AND MAINTENANCE COSTS.

F. ADDITIONAL INFORMATION:

THIS PROJECT IS INCLUDED IN THE HIGHWAYS DIVISION BRIDGE REPLACEMENT PROGRAM AND WILL BE RECOMMENDED FOR INCLUSION IN THE STATEWIDE TRANSPORTATION IMPROVEMENT PROGRAM (STIP).

SENATE DISTRICT	PRIORITY NUMBER	ISLAND	REP DISTRICT	PROJECT SCOPE	ITEM NUMBER	EXPENDING AGENCY
04	33	3 - HAWAII	1	A - ADDITION PROJECT	72	TRN

PROJECT TITLE:

HAWAII BELT ROAD DRAINAGE IMPROVEMENTS, VICINITY OF HAKALAU BRIDGE, HAWAII

PROJECT DESCRIPTION:

CONSTRUCTION FOR DRAINAGE IMPROVEMENTS, INCLUDING INSTALLING A DRAINAGE SPILLWAY AND BOX CULVERTS. THIS PROJECT IS DEEMED NECESSARY TO QUALIFY FOR FEDERAL AID FINANCING AND/OR REIMBURSEMENT.

TOTAL ESTIMATED PROJECT COST (\$1,000'S):

PRIOR APPROPRIATIONS:

SLH YR	ACT	ITEM	TOTALS	PLANS	LAND ACQUISITION	DESIGN	CONSTRUCTION	EQUIPMENT
03	200	C-69	350	0	0	350	0	0
07	213	C-86	2,075	0	75	0	2,000	0
11	164	C-72	2,000	0	0	0	2,000	0
12	106	C-72	400	0	0	0	400	0
TOTAL			4,825	0	75	350	4,400	0

APPROPRIATIONS:

PART I: BY ELEMENTS	MOF	PRIOR YR	FY 2011-12	FY 2012-13	REQUESTED		FUTURE YEARS	TOTAL PROJ COST	
					FY 2013-14	FY 2014-15			
PLANS	*	0	0	0	0	0	0	0	
LAND ACQUISITION	*	75	0	0	0	0	0	75	
DESIGN	*	350	0	0	0	0	0	350	
CONSTRUCTION	*	2,000	2,000	400	0	3,500	0	7,900	
EQUIPMENT	*	0	0	0	0	0	0	0	
TOTAL COST			2,425	2,000	400	0	3,500	0	8,325

PART II: BY MEANS OF FINANCE	MOF	PRIOR YR	FY 2011-12	FY 2012-13	REQUESTED		FUTURE YEARS	TOTAL PROJ COST	
					FY 2013-14	FY 2014-15			
REVENUE BONDS	E	750	400	80	0	700	0	1,930	
FEDERAL FUNDS	N	1,600	1,600	320	0	2,800	0	6,320	
OTHER FUNDS	X	75	0	0	0	0	0	75	
TOTAL COST			2,425	2,000	400	0	3,500	0	8,325

A. TOTAL SCOPE OF PROJECT:

THE PROJECT WILL CONSTRUCT A DRAINAGE SPILLWAY AND BOX CULVERTS. LAND ACQUISITIONS WILL BE NEEDED FOR THE DRAINAGE STRUCTURES.

B. IDENTIFICATION OF NEED AND EVALUATION OF EXISTING SOLUTION:

DRAINAGE IMPROVEMENTS ARE NEEDED IN ORDER TO MINIMIZE FLOODING OF THIS ROADWAY. DURING HEAVY RAINS, RUNOFF CASCADES OFF THE CUT SLOPES AND FLOODS THE ROADWAY, CREATING AN UNSAFE CONDITION FOR UNWARY MOTORISTS AND CAUSING ROAD CLOSURES.

C. ALTERNATIVES CONSIDERED AND IMPACT IF PROJECT IS DEFERRED:

CUTTING THE SLOPE AND PROVIDING A WIDER SHOULDER WAS CONSIDERED, HOWEVER, THESE IMPROVEMENTS WOULD BE FAR MORE COSTLY THAN THOSE RECOMMENDED IN THIS PROJECT. IF THIS PROJECT IS DEFERRED, FLOODING WILL CONTINUE ALONG THIS ROUTE AND THE STATE WILL CONTINUE TO EXPEND FUNDS IN ORDER TO ERECT AND MAN ROAD CLOSURES.

D. DISCUSS WHAT IMPROVEMENTS WILL TAKE PLACE, WHEN PROJECT COMPLETED (INCLUDING BENEFITS TO BE DERIVED AND/OR DEFICIENCIES THIS PROJECT INTENDS TO CORRECT):

IMPROVEMENTS WILL BE INSTALLED TO INCREASE DRAINAGE CAPACITY AND MINIMIZE FLOODING OF THE ROADWAY. THE PUBLIC WILL NOT BE INCONVENIENCED BY REROUTING TRAFFIC DUE TO ROAD CLOSURES.

E. IMPACT UPON FUTURE OPERATING REQUIREMENTS (SHOW INITIAL AND ONGOING FUNDING REQUIREMENTS BY COST ELEMENT, INCLUDING POSITION COUNT, MEANS OF FINANCING, FISCAL YEAR):

IT IS ANTICIPATED THAT OPERATION AND MAINTENANCE FUNDS REQUIRED WILL BE REDUCED.

F. ADDITIONAL INFORMATION:

FEDERAL FORMULA FUNDS TO BE UTILIZED.

SENATE DISTRICT	PRIORITY NUMBER	ISLAND	REP DISTRICT	PROJECT SCOPE	ITEM NUMBER	EXPENDING AGENCY
07	34	2 - MAUI	013	I - RENOVATION PROJECT	100	TRN

PROJECT TITLE:

HANA HIGHWAY, MAKANALI STREAM BRIDGE REHABILITATION AND/OR REPLACEMENT, MAUI

PROJECT DESCRIPTION:

LAND ACQUISITION AND DESIGN FOR REHABILITATION AND/OR REPLACEMENT OF MAKANALI STREAM BRIDGE ALONG HANA HIGHWAY (ROUTE 360). THIS PROJECT IS DEEMED NECESSARY TO QUALIFY FOR FEDERAL AID FINANCING AND/OR REIMBURSEMENT.

TOTAL ESTIMATED PROJECT COST (\$1,000'S):

PRIOR APPROPRIATIONS:

SLH YR	ACT	ITEM	TOTALS	PLANS	LAND ACQUISITION	DESIGN	CONSTRUCTION	EQUIPMENT
			0	0	0	0	0	0

APPROPRIATIONS:

PART I: BY ELEMENTS	MOF	PRIOR YR	FY 2011-12	FY 2012-13	REQUESTED		FUTURE YEARS	TOTAL PROJ COST
					FY 2013-14	FY 2014-15		
PLANS	*	0	0	0	0	0	0	0
LAND ACQUISITION	*	0	0	0	0	500	0	500
DESIGN	*	0	0	0	0	615	0	615
CONSTRUCTION	*	0	0	0	0	0	0	0
EQUIPMENT	*	0	0	0	0	0	0	0
TOTAL COST		0	0	0	0	1,115	0	1,115

PART II: BY MEANS OF FINANCE	MOF	PRIOR YR	FY 2011-12	FY 2012-13	REQUESTED		FUTURE YEARS	TOTAL PROJ COST
					FY 2013-14	FY 2014-15		
REVENUE BONDS	E	0	0	0	0	223	0	223
FEDERAL FUNDS	N	0	0	0	0	892	0	892
TOTAL COST		0	0	0	0	1,115	0	1,115

A. TOTAL SCOPE OF PROJECT:

THE EXISTING BRIDGE WILL BE REHABILITATED AND/OR REPLACED TO MEET CURRENT DESIGN STANDARDS EXCEPT WITH LIMITATIONS CONTAINED IN THE PROPOSED PRESERVATION PLAN FOR THE BRIDGES ON HISTORIC HANA HIGHWAY. THE STRUCTURE MAY BE LENGTHENED, HAVE BRIDGE RAILINGS THAT WILL REDIRECT ERRANT VEHICLES, MEET CURRENT SEISMIC DESIGN CRITERIA, ELIMINATE THE POSSIBILITY OF PIER SCOUR, AND BE DESIGNED TO ACCOMMODATE PRESENT DAY VEHICULAR LOADS. THE WIDTH OF THE BRIDGE INCLUDING SHOULDERS WILL BE GOVERNED BY RECOMMENDATIONS CONTAINED IN THE PRESERVATION PLAN AND LIKELY REMAIN SINGLE-LANE.

B. IDENTIFICATION OF NEED AND EVALUATION OF EXISTING SOLUTION:

THE PURPOSE OF THIS PROJECT IS TO REHABILITATE AND/OR REPLACE THE EXISTING DEFICIENT BRIDGE WITH A NEW STRUCTURE THAT MEETS CURRENT DESIGN STANDARDS EXCEPT WITH LIMITATIONS CONTAINED IN THE PROPOSED PRESERVATION PLAN FOR THE BRIDGES ON HISTORIC HANA HIGHWAY. THE EXISTING SINGLE-LANE STRUCTURE WAS BUILT IN 1928. THE ROADWAY WIDTH OF THE BRIDGE DOES NOT MEET CURRENT AASHTO STANDARDS. IT DOES NOT MEET THE CURRENT LIVE LOAD AND SEISMIC REQUIREMENTS. THE BRIDGE RAILINGS AND APPROACHES DO NOT MEET CURRENT CRASH-TESTED REQUIREMENTS.

C. ALTERNATIVES CONSIDERED AND IMPACT IF PROJECT IS DEFERRED:

THE NO-BUILD ALTERNATIVE WAS NOT CONSIDERED. DEFERRAL OF THIS PROJECT WILL DENY MOTORISTS AND PEDESTRIANS WHO TRAVEL THIS ROUTE DAILY A SAFER AND MORE EFFICIENT FACILITY.

D. DISCUSS WHAT IMPROVEMENTS WILL TAKE PLACE, WHEN PROJECT COMPLETED (INCLUDING BENEFITS TO BE DERIVED AND/OR DEFICIENCIES THIS PROJECT INTENDS TO CORRECT):

THIS PROJECT WILL PROVIDE A SAFER AND MORE EFFICIENT FACILITY TO RESIDENTS AND VISITORS WHO UTILIZE THIS FACILITY.

E. IMPACT UPON FUTURE OPERATING REQUIREMENTS (SHOW INITIAL AND ONGOING FUNDING REQUIREMENTS BY COST ELEMENT, INCLUDING POSITION COUNT, MEANS OF FINANCING, FISCAL YEAR):

THIS PROJECT WILL DECREASE THE ANNUAL OPERATION AND MAINTENANCE COSTS.

F. ADDITIONAL INFORMATION:

THIS PROJECT IS INCLUDED IN THE HIGHWAYS DIVISION BRIDGE REPLACEMENT PROGRAM AND WILL BE RECOMMENDED FOR INCLUSION IN THE STATEWIDE TRANSPORTATION IMPROVEMENT PROGRAM (STIP).

SENATE DISTRICT	PRIORITY NUMBER	ISLAND	REP DISTRICT	PROJECT SCOPE	ITEM NUMBER	EXPENDING AGENCY
23	35	1 - OAHU	047	O - OTHER		TRN

PROJECT TITLE:

KAMEHAMEHA HIGHWAY MODERNIZATION BETWEEN HALEIWA AND WAIMEA BAY, OAHU

PROJECT DESCRIPTION:

DESIGN AND CONSTRUCTION FOR THE MODERNIZATION OF KAMEHAMEHA HIGHWAY ON THE NORTH SHORE BETWEEN HALEIWA AND WAIMEA BAY, TO INCLUDE REALIGNMENT OF THE AREA NEAR LANIAKEA BEACH. THIS PROJECT IS DEEMED NECESSARY TO QUALIFY FOR FEDERAL AID FINANCING AND/OR REIMBURSEMENT.

TOTAL ESTIMATED PROJECT COST (\$1,000'S):

PRIOR APPROPRIATIONS:

SLH YR	ACT	ITEM	TOTALS	PLANS	LAND ACQUISITION	DESIGN	CONSTRUCTION	EQUIPMENT
07	213	C-74	1,200	1,200	0	0	0	0
10	180	C-94.14	2,100	0	0	2,100	0	0
TOTAL			3,300	1,200	0	2,100	0	0

APPROPRIATIONS:

PART I: BY ELEMENTS	MOF	PRIOR YR	FY 2011-12	FY 2012-13	REQUESTED		FUTURE YEARS	TOTAL PROJ COST	
					FY 2013-14	FY 2014-15			
PLANS	*	1,200	0	0	0	0	0	1,200	
LAND ACQUISITION	*	0	0	0	0	0	0	0	
DESIGN	*	2,100	0	0	0	3,000	0	5,100	
CONSTRUCTION	*	0	0	0	0	4,000	0	4,000	
EQUIPMENT	*	0	0	0	0	0	0	0	
TOTAL COST			3,300	0	0	0	7,000	0	10,300

PART II: BY MEANS OF FINANCE	MOF	PRIOR YR	FY 2011-12	FY 2012-13	REQUESTED		FUTURE YEARS	TOTAL PROJ COST	
					FY 2013-14	FY 2014-15			
REVENUE BONDS	E	1,200	0	0	0	1,400	0	2,600	
FEDERAL FUNDS	N	2,100	0	0	0	5,600	0	7,700	
TOTAL COST			3,300	0	0	0	7,000	0	10,300

A. TOTAL SCOPE OF PROJECT:

The project proposes to construct a realignment of Kamehameha Highway, from Haleiwa to the vicinity of Waimea Bay, a total distance of approximately 4.2 miles. For the planning phase of this project, engineering studies will be conducted and an environmental impact statement (EIS) will be prepared. We anticipate that an extensive coordination effort will be necessary, involving the North Shore and the island's scientific communities.

B. IDENTIFICATION OF NEED AND EVALUATION OF EXISTING SOLUTION:

During periods of high surf, waves frequently break onto the highway which usually result in highway closures and/or the disruption of traffic flow. In addition, because of activities and attractions along the beaches of this area, its visitors frequently walk along or cross the highway, which further causes traffic delays along the existing highway. Our traffic studies also indicate, that by 2025, additional laneage will be needed through the corridor of this project.

C. ALTERNATIVES CONSIDERED AND IMPACT IF PROJECT IS DEFERRED:

In addition to the transportation systems management alternative and widening the existing highway, various alternative alignments will be considered, including a shorter alignment, circumventing the Laniakea Beach and Chun's Reef areas, and a longer alignment, extending from Haleiwa to Waimea Bay. As indicated above, if this project is deferred, residents and visitors may be considerably delayed while travelling along Kamehameha Highway, and the attractiveness and 'quality of life' on the North Shore will significantly decline.

D. DISCUSS WHAT IMPROVEMENTS WILL TAKE PLACE, WHEN PROJECT COMPLETED (INCLUDING BENEFITS TO BE DERIVED AND/OR DEFICIENCIES THIS PROJECT INTENDS TO CORRECT):

This project will construct a new highway, extending from Haleiwa to Waimea Bay, and travel between these areas will be faster, safer and more efficient.

E. IMPACT UPON FUTURE OPERATING REQUIREMENTS (SHOW INITIAL AND ONGOING FUNDING REQUIREMENTS BY COST ELEMENT, INCLUDING POSITION COUNT, MEANS OF FINANCING, FISCAL YEAR):

Due to the additional pavement and other improvements, annual maintenance and operating costs will increase.

F. ADDITIONAL INFORMATION:

FOR: OMPO, Legislators, City & County of Honolulu, Department of Land and Natural Resources

AGAINST: None to our knowledge.

SENATE DISTRICT	PRIORITY NUMBER	ISLAND	REP DISTRICT	PROJECT SCOPE	ITEM NUMBER	EXPENDING AGENCY
00	36	1 - OAHU	000	R - REPLACEMENT PROJECT	61	TRN

PROJECT TITLE:
 HIGHWAY LIGHTING REPLACEMENT AT VARIOUS LOCATIONS, OAHU

PROJECT DESCRIPTION:
 DESIGN AND CONSTRUCTION FOR REPLACING AND/OR UPGRADING THE EXISTING HIGHWAY LIGHTING SYSTEM ON STATE HIGHWAYS. THIS PROJECT IS DEEMED NECESSARY TO QUALIFY FOR FEDERAL AID FINANCING AND/OR REIMBURSEMENT.

TOTAL ESTIMATED PROJECT COST (\$1,000'S):

PRIOR APPROPRIATIONS:

SLH YR	ACT	ITEM	TOTALS	PLANS	LAND ACQUISITION	DESIGN	CONSTRUCTION	EQUIPMENT
03	200	C-48	900	0	0	900	0	0
04	41	C-48	3,000	0	0	0	3,000	0
05	178	C-83	4,400	0	0	0	4,400	0
06	160	C-83	6,000	0	0	0	6,000	0
12	106	C-44	8,950	0	0	150	8,800	0
13	134	C-61	2,113	0	0	100	2,013	0
TOTAL			25,363	0	0	1,150	24,213	0

APPROPRIATIONS:

PART I: BY ELEMENTS	MOF	PRIOR YR	FY 2011-12	FY 2012-13	REQUESTED		FUTURE YEARS	TOTAL PROJ COST
					FY 2013-14	FY 2014-15		
PLANS	*	0	0	0	0	0	0	0
LAND ACQUISITION	*	0	0	0	0	0	0	0
DESIGN	*	900	0	150	100	1,030	0	2,180
CONSTRUCTION	*	13,400	0	8,800	2,013	8,500	0	32,713
EQUIPMENT	*	0	0	0	0	0	0	0
TOTAL COST		14,300	0	8,950	2,113	9,530	0	34,893

PART II: BY MEANS OF FINANCE	MOF	PRIOR YR	FY 2011-12	FY 2012-13	REQUESTED		FUTURE YEARS	TOTAL PROJ COST
					FY 2013-14	FY 2014-15		
REVENUE BONDS	E	2,860	0	1,910	2,112	2,730	0	9,612
FEDERAL FUNDS	N	11,440	0	7,040	1	6,800	0	25,281
TOTAL COST		14,300	0	8,950	2,113	9,530	0	34,893

A. TOTAL SCOPE OF PROJECT:

Replace and/or upgrade the existing street lights at various locations on state highways.

B. IDENTIFICATION OF NEED AND EVALUATION OF EXISTING SOLUTION:

The existing street lights were installed during the construction of the original project. These highway lighting systems have not been replaced and are at the end of their life expectancy.

C. ALTERNATIVES CONSIDERED AND IMPACT IF PROJECT IS DEFERRED:

The "No-Build" alternative was considered and was deemed unacceptable. Some of the aging street light poles have fallen down on our highways. Routine maintenance inspections are done, however, the visual inspections have not been able to detect the corrosion on the inside of the highway lighting poles. If the project is deferred, the state will be liable for the highway lighting poles that fall onto our highways.

D. DISCUSS WHAT IMPROVEMENTS WILL TAKE PLACE, WHEN PROJECT COMPLETED (INCLUDING BENEFITS TO BE DERIVED AND/OR DEFICIENCIES THIS PROJECT INTENDS TO CORRECT):

Eliminate the potential risk of falling light poles and reduce the maintenance cost for the repair and street light outage.

E. IMPACT UPON FUTURE OPERATING REQUIREMENTS (SHOW INITIAL AND ONGOING FUNDING REQUIREMENTS BY COST ELEMENT, INCLUDING POSITION COUNT, MEANS OF FINANCING, FISCAL YEAR):

This project will decrease annual operation and maintenance cost.

F. ADDITIONAL INFORMATION:

This project is included in the Highways Division Street Light Replacement program and may be included in the Statewide Transportation Improvement Program (STIP).

The routes involved in the plan of Oahu Highway Lighting Replacement are shown in the following listing:

1. INTERSTATE ROUTE H-1, KAIMAKANI O/P TO GULICK AVENUE, PHASE 1, OAHU; 2. KAMEHAMEHA HIGHWAY, MP 20.7 TO MP 23.8, OAHU (Kawaipuna Street to North Punaluu Bridge); 3. MOANALUA FREEWAY, MP 0 TO MP 0.73, OAHU (Halawa to H-3 Fwy Overpass); 4. INTERSTATE ROUTE H-1, AIRPORT ON- & OFF-RAMPS; 5. PALI HIGHWAY, HAIRPIN TURN TO CASTLE JUNCTION; 6. KALANIANAOLE HIGHWAY, H-1 TO AINA HAINA; AND 7. H-1, MIDDLE STREET TUNNEL.

SENATE DISTRICT	PRIORITY NUMBER	ISLAND	REP DISTRICT	PROJECT SCOPE	ITEM NUMBER	EXPENDING AGENCY
00	37	1 - OAHU	000	A - ADDITION PROJECT		TRN

PROJECT TITLE:
 FREEWAY MANAGEMENT SYSTEM, OAHU

PROJECT DESCRIPTION:
 DESIGN AND CONSTRUCTION FOR A FREEWAY MANAGEMENT SYSTEM, INCLUDING INTELLIGENT TRANSPORTATION SYSTEMS TECHNOLOGIES AND INTERAGENCY COORDINATION TO MONITOR AND MANAGE TRAFFIC OPERATIONS. THIS PROJECT IS DEEMED NECESSARY TO QUALIFY FOR FEDERAL AID FINANCING AND/OR REIMBURSEMENT.

TOTAL ESTIMATED PROJECT COST (\$1,000'S):

PRIOR APPROPRIATIONS:

SLH	YR	ACT	ITEM	TOTALS	PLANS	LAND ACQUISITION	DESIGN	CONSTRUCTION	EQUIPMENT
95	218		C37	5,000	0	0	5,000	0	0
98	116		C113	4,000	0	0	0	4,000	0
99	91		C-52	7,500	0	0	0	7,499	1
00	281		C-52	7,500	0	0	0	7,499	1
07	213		C-57	750	0	0	750	0	0
10	180		C-94.02	15,000	0	0	4,000	11,000	0
12	106		C-62.05	3,750	0	0	1,900	1,850	0
TOTAL				43,500	0	0	11,650	31,848	2

APPROPRIATIONS:

PART I: BY ELEMENTS	MOF	PRIOR YR	FY 2011-12	FY 2012-13	REQUESTED		FUTURE YEARS	TOTAL PROJ COST
					FY 2013-14	FY 2014-15		
PLANS	*	0	0	0	0	0	0	0
LAND ACQUISITION	*	0	0	0	0	0	0	0
DESIGN	*	9,750	0	1,900	0	5,500	0	17,150
CONSTRUCTION	*	29,998	0	1,850	0	13,500	0	45,348
EQUIPMENT	*	2	0	0	0	0	0	2
TOTAL COST		39,750	0	3,750	0	19,000	0	62,500

PART II: BY MEANS OF FINANCE	MOF	PRIOR YR	FY 2011-12	FY 2012-13	REQUESTED		FUTURE YEARS	TOTAL PROJ COST
					FY 2013-14	FY 2014-15		
REVENUE BONDS	E	7,530	0	750	0	3,800	0	12,080
FEDERAL FUNDS	N	32,220	0	3,000	0	15,200	0	50,420
TOTAL COST		39,750	0	3,750	0	19,000	0	62,500

A. TOTAL SCOPE OF PROJECT:

The Freeway Management System (FMS) will make the existing freeways more efficient, safe and mobile by using intelligent transportation systems (ITS) technologies. A control center will have to be constructed or an existing facility will have to be renovated to house the various ITS technologies employed as well as staff to operate this facility.

B. IDENTIFICATION OF NEED AND EVALUATION OF EXISTING SOLUTION:

With the existing freeway system congested, the project is a means to increase roadway efficiency, relieve congestion and improve emergency services by effectively employing intelligent transportation systems technologies, manage traffic operations, disseminate traveler information, clear incidents efficiently and increase the usage of buses and carpools.

C. ALTERNATIVES CONSIDERED AND IMPACT IF PROJECT IS DEFERRED:

The do nothing alternative would result in the congestion and possible safety problems as well as providing substandard service to the public. Widening may be cost prohibitive because of limited right-of-way and impacts to existing residential developments.

D. DISCUSS WHAT IMPROVEMENTS WILL TAKE PLACE, WHEN PROJECT COMPLETED (INCLUDING BENEFITS TO BE DERIVED AND/OR DEFICIENCIES THIS PROJECT INTENDS TO CORRECT):

FMS will inform motorists about roadway traffic conditions and, therefore, allow the motorist to select alternate routes in case of delays. With the aid of FMS, engineers will have the means to modify traffic controls (signs & traffic signals) to accommodate traffic or emergency situations. Emergency response agencies (HPD, HFD, EMS, etc.) will be better informed before responding to an accident.

E. IMPACT UPON FUTURE OPERATING REQUIREMENTS (SHOW INITIAL AND ONGOING FUNDING REQUIREMENTS BY COST ELEMENT, INCLUDING POSITION COUNT, MEANS OF FINANCING, FISCAL YEAR):

FMS requires an operations staff and maintenance and operating cost for the control center and FMS solutions.

F. ADDITIONAL INFORMATION:

This project is included in the Statewide Transportation Improvement Program (STIP).

SENATE DISTRICT	PRIORITY NUMBER	ISLAND	REP DISTRICT	PROJECT SCOPE	ITEM NUMBER	EXPENDING AGENCY
00	38	1 - OAHU	00	R - REPLACEMENT PROJECT		TRN

PROJECT TITLE:

FREEWAY DESTINATION SIGN UPGRADE/REPLACEMENT, OAHU

PROJECT DESCRIPTION:

DESIGN AND CONSTRUCTION FOR REPLACING AND/OR UPGRADING THE EXISTING FREEWAY DESTINATION SIGNS AND SIGN SUPPORT STRUCTURES. THIS PROJECT IS DEEMED NECESSARY TO QUALIFY FOR FEDERAL AID FINANCING AND/OR REIMBURSEMENT.

TOTAL ESTIMATED PROJECT COST (\$1,000'S):

PRIOR APPROPRIATIONS:

SLH YR	ACT	ITEM	TOTALS	PLANS	LAND ACQUISITION	DESIGN	CONSTRUCTION	EQUIPMENT
99	91	C-67	500	0	0	500	0	0
00	28	C-67	5,000	0	0	0	5,000	0
12	106	C-54	4,600	0	0	350	4,250	0
TOTAL			10,100	0	0	850	9,250	0

APPROPRIATIONS:

PART I: BY ELEMENTS	MOF	PRIOR YR	FY 2011-12	FY 2012-13	REQUESTED		FUTURE YEARS	TOTAL PROJ COST
					FY 2013-14	FY 2014-15		
PLANS	*	0	0	0	0	0	0	0
LAND ACQUISITION	*	0	0	0	0	0	0	0
DESIGN	*	500	0	350	0	500	0	1,350
CONSTRUCTION	*	5,000	0	4,250	0	1,000	0	10,250
EQUIPMENT	*	0	0	0	0	0	0	0
TOTAL COST		5,500	0	4,600	0	1,500	0	11,600

PART II: BY MEANS OF FINANCE	MOF	PRIOR YR	FY 2011-12	FY 2012-13	REQUESTED		FUTURE YEARS	TOTAL PROJ COST
					FY 2013-14	FY 2014-15		
REVENUE BONDS	E	550	0	920	0	300	0	1,770
FEDERAL FUNDS	N	4,950	0	3,680	0	1,200	0	9,830
TOTAL COST		5,500	0	4,600	0	1,500	0	11,600

A. TOTAL SCOPE OF PROJECT:

Replace and/or upgrade existing freeway destination signs, sign lighting conduits, sign structures and related safety upgrades.

B. IDENTIFICATION OF NEED AND EVALUATION OF EXISTING SOLUTION:

Many of the existing freeway destination signs are damaged due to the harsh outdoor environment, and also by graffiti and collision damages. Some of the overhead sign support structures are falling, requiring frequent inspection and repairs. Also, legibility may also be compromised in the absence of sign lighting, and/or due to vandalism or need of maintenance.

C. ALTERNATIVES CONSIDERED AND IMPACT IF PROJECT IS DEFERRED:

The alternative to implementation is the "Do Nothing" alternative. However, this is unacceptable because the signs and sign structures will continue to deteriorate with increased safety concerns.

D. DISCUSS WHAT IMPROVEMENTS WILL TAKE PLACE, WHEN PROJECT COMPLETED (INCLUDING BENEFITS TO BE DERIVED AND/OR DEFICIENCIES THIS PROJECT INTENDS TO CORRECT):

New destination signs, and upgraded sign lighting and supports would convey more legible information to the traveling motorists, with improved safety and user satisfaction. Due to the increased reflectivity of the sign material, lighting is not necessary at this time; however, if it is required in the future, the new structures will have the capacity to provide it.

E. IMPACT UPON FUTURE OPERATING REQUIREMENTS (SHOW INITIAL AND ONGOING FUNDING REQUIREMENTS BY COST ELEMENT, INCLUDING POSITION COUNT, MEANS OF FINANCING, FISCAL YEAR):

The maintenance and operating costs would decrease due to the reduced need for inspection and repairs with the installation of new signs and upgraded lighting and supports, as well as energy savings with the current exclusion of lighting.

F. ADDITIONAL INFORMATION:

The current program plan is to inspect our current destination sign inventory, to upgrade / replace the 24 most critical signs and structures along H-1 and H-2, then to later upgrade / replace the remaining signs in accordance with priorities established during inspection.

SENATE DISTRICT	PRIORITY NUMBER	ISLAND	REP DISTRICT	PROJECT SCOPE	ITEM NUMBER	EXPENDING AGENCY
24	39	1 - OAHU	049	I - RENOVATION PROJECT		TRN

PROJECT TITLE:

CASTLE HILLS ACCESS ROAD, DRAINAGE IMPROVEMENTS, OAHU

PROJECT DESCRIPTION:

DESIGN FOR STORM RETENTION STRUCTURES AND EROSION CONTROLS TO REPAIR STORM DAMAGE AND EROSION, AND CONSTRUCTING CONCRETE SIDEWALKS, WHEELCHAIR RAMPS, AND OTHER MISCELLANEOUS IMPROVEMENTS. THIS PROJECT IS DEEMED NECESSARY TO QUALIFY FOR FEDERAL AID FINANCING AND/OR REIMBURSEMENT.

TOTAL ESTIMATED PROJECT COST (\$1,000'S):

PRIOR APPROPRIATIONS:

SLH YR	ACT	ITEM	TOTALS	PLANS	LAND ACQUISITION	DESIGN	CONSTRUCTION	EQUIPMENT
97	328	C-121	150	0	0	150	0	0
98	116	C-121	500	0	500	0	0	0
04	41	C-61.01	6,100	0	100	0	6,000	0
06	160	C-98.02	2,000	0	1,800	200	0	0
07	213	C-59	5,000	0	0	0	5,000	0
09	162	C-72	200	0	200	0	0	0
TOTAL			13,950	0	2,600	350	11,000	0

APPROPRIATIONS:

PART I: BY ELEMENTS	MOF	PRIOR YR	FY 2011-12	FY 2012-13	REQUESTED		FUTURE YEARS	TOTAL PROJ COST
					FY 2013-14	FY 2014-15		
PLANS	*	0	0	0	0	0	0	0
LAND ACQUISITION	*	2,600	0	0	0	0	0	2,600
DESIGN	*	350	0	0	0	601	0	951
CONSTRUCTION	*	11,000	0	0	0	0	0	11,000
EQUIPMENT	*	0	0	0	0	0	0	0
TOTAL COST		13,950	0	0	0	601	0	14,551

PART II: BY MEANS OF FINANCE	MOF	PRIOR YR	FY 2011-12	FY 2012-13	REQUESTED		FUTURE YEARS	TOTAL PROJ COST
					FY 2013-14	FY 2014-15		
REVENUE BONDS	E	2,349	0	0	0	600	0	2,949
FEDERAL FUNDS	N	7,600	0	0	0	1	0	7,601
OTHER FUNDS	X	4,001	0	0	0	0	0	4,001
TOTAL COST		13,950	0	0	0	601	0	14,551

A. TOTAL SCOPE OF PROJECT:

RESTORATION OF A STREAMBANK, CONSTRUCTION OF EROSION CONTROL FACILITIES AND STORM DRAIN STRUCTURES, CONSTRUCTING SIDEWALKS, WHEEL CHAIR RAMPS AND OTHER MISCELLANEOUS IMPROVEMENTS. LAND ACQUISITION MAY ENTAIL THE PURCHASE AND RELOCATION OF UP TO A TOTAL OF 10 RESIDENTIAL PROPERTIES ABUTTING THE PROJECT AREA.

B. IDENTIFICATION OF NEED AND EVALUATION OF EXISTING SOLUTION:

ON JANUARY 24, 1996, DURING A LARGE STORM, A LANDSLIDE OCCURRED AND SEVERE EROSION OCCURRED ALONG KAPUNAHALA STREAM IN THE VICINITY OF POOKELA STREET. THE STREAMBANK ERODED CAUSING EXISTING BUILDINGS TO BECOME UNSTABLE. EXISTING STORM DRAIN FACILITIES WERE SEVERELY ERODED. THIS PROJECT WILL RECONSTRUCT THE STREAMBANK, DRAIN STRUCTURES, AND OTHER DRAINAGE IMPROVEMENTS.

C. ALTERNATIVES CONSIDERED AND IMPACT IF PROJECT IS DEFERRED:

DO NOTHING: THE HAZARDOUS CONDITION WILL REMAIN AND WILL GET WORSE WITH FUTURE STORMS AND ADDITIONAL DRAINAGE FACILITIES OR SURROUNDING STRUCTURES COULD BE UNDERMINED.

D. DISCUSS WHAT IMPROVEMENTS WILL TAKE PLACE, WHEN PROJECT COMPLETED (INCLUDING BENEFITS TO BE DERIVED AND/OR DEFICIENCIES THIS PROJECT INTENDS TO CORRECT):

THE PROJECT WILL RECONSTRUCT THE STREAMBANK AND PROVIDE DRAINAGE STRUCTURES AND FACILITIES TO THE EXISTING CHANNEL TO PREVENT EROSION. LAND WILL BE ACQUIRED TO PROVIDE A PERMANENT DRAINAGE FACILITY TO MINIMIZE LONG TERM RISKS TO SURROUNDING HOMES AND FACILITIES.

E. IMPACT UPON FUTURE OPERATING REQUIREMENTS (SHOW INITIAL AND ONGOING FUNDING REQUIREMENTS BY COST ELEMENT, INCLUDING POSITION COUNT, MEANS OF FINANCING, FISCAL YEAR):

MAINTENANCE AND OPERATIONAL COSTS WOULD DECREASE AFTER THE IMPROVEMENTS ARE CONSTRUCTED.

F. ADDITIONAL INFORMATION:

SECTION 115 FEDERAL EARMARK FUNDS MAY BE UTILIZED FOR THIS PROJECT. \$4,000,000

SENATE DISTRICT	PRIORITY NUMBER	ISLAND	REP DISTRICT	PROJECT SCOPE	ITEM NUMBER	EXPENDING AGENCY
08	39.1	4 - KAUAI	014	I - RENOVATION PROJECT		TRN

PROJECT TITLE:

KUHIO HIGHWAY, RETAINING WALLS AND/OR ROADWAY REMEDIATION AT LUMAHAI AND WAINIHA, KAUAI

PROJECT DESCRIPTION:

LAND ACQUISITION FOR RETAINING WALLS AND/OR ROADWAY REMEDIATION FOR THE PRESERVATION OF KUHIO HIGHWAY IN THE VICINITY OF LUMAHAI AND WAINIHA.

TOTAL ESTIMATED PROJECT COST (\$1,000'S):

PRIOR APPROPRIATIONS:

SLH	YR	ACT	ITEM	TOTALS	PLANS	LAND ACQUISITION	DESIGN	CONSTRUCTION	EQUIPMENT
93	289		C-78	1,600	0	0	150	1,450	0
96	287		C-7331	1,600	0	0	150	1,450	0
01	259		C-128	500	0	0	500	0	0
05	178		C-132	100	0	100	0	0	0
07	213		C-105	100	0	100	0	0	0
08	158		C-105	4,000	0	0	0	4,000	0
09	162		C-126	1,415	0	225	1,190	0	0
10	180		C-126	5,000	0	0	0	5,000	0
TOTAL				14,315	0	425	1,990	11,900	0

APPROPRIATIONS:

PART I: BY ELEMENTS	MOF	PRIOR YR	FY 2011-12	FY 2012-13	REQUESTED		FUTURE YEARS	TOTAL PROJ COST
					FY 2013-14	FY 2014-15		
PLANS	*	0	0	0	0	0	0	0
LAND ACQUISITION	*	425	0	0	0	100	0	525
DESIGN	*	1,990	0	0	0	0	0	1,990
CONSTRUCTION	*	11,900	0	0	0	0	0	11,900
EQUIPMENT	*	0	0	0	0	0	0	0
TOTAL COST		14,315	0	0	0	100	0	14,415

PART II: BY MEANS OF FINANCE	MOF	PRIOR YR	FY 2011-12	FY 2012-13	REQUESTED		FUTURE YEARS	TOTAL PROJ COST
					FY 2013-14	FY 2014-15		
REVENUE BONDS	E	13,625	0	0	0	100	0	13,725
OTHER FUNDS	X	690	0	0	0	0	0	690
TOTAL COST		14,315	0	0	0	100	0	14,415

A. TOTAL SCOPE OF PROJECT:

Construct new retaining walls, repair damaged pavement, and provide roadway remediation, which may include slope stabilization and/or construction of a bypass road. Acquire additional land as needed.

B. IDENTIFICATION OF NEED AND EVALUATION OF EXISTING SOLUTION:

Slippage and erosion along the roadway has resulted in crumbling of the rock retaining walls and roadway settlement. In the past, heavy rains have resulted in slides that have close the roadway and cut off the Lumahai-Haena area.

C. ALTERNATIVES CONSIDERED AND IMPACT IF PROJECT IS DEFERRED:

No Build - not an acceptable solution. If no improvement is made, the walls will continue to deteriorate and necessitate continuous maintenance. The roadway will continue to slip and future storm damage could result in extensive road closures and expensive emergency repairs.

D. DISCUSS WHAT IMPROVEMENTS WILL TAKE PLACE, WHEN PROJECT COMPLETED (INCLUDING BENEFITS TO BE DERIVED AND/OR DEFICIENCIES THIS PROJECT INTENDS TO CORRECT):

The motoring public will have a safer facility.

E. IMPACT UPON FUTURE OPERATING REQUIREMENTS (SHOW INITIAL AND ONGOING FUNDING REQUIREMENTS BY COST ELEMENT, INCLUDING POSITION COUNT, MEANS OF FINANCING, FISCAL YEAR):

Operating and maintenance costs will decrease.

F. ADDITIONAL INFORMATION:

SENATE DISTRICT	PRIORITY NUMBER	ISLAND	REP DISTRICT	PROJECT SCOPE	ITEM NUMBER	EXPENDING AGENCY
00	40	1 - OAHU	00	I - RENOVATION PROJECT	62	TRN

PROJECT TITLE:

TRAFFIC OPERATIONAL IMPROVEMENTS TO EXISTING INTERSECTIONS AND HIGHWAYS FACILITIES, OAHU

PROJECT DESCRIPTION:

PLANS, DESIGN, AND CONSTRUCTION FOR MISCELLANEOUS IMPROVEMENTS TO EXISTING INTERSECTIONS AND HIGHWAY FACILITIES NECESSARY FOR IMPROVED TRAFFIC OPERATION INCLUDING ELIMINATING CONSTRICTIONS, MODIFYING AND/OR INSTALLING TRAFFIC SIGNALS, CONSTRUCTING TURNING LANES, ACCELERATION AND/OR DECELERATION LANES, AND OTHER IMPROVEMENTS FOR MORE EFFICIENT TRAFFIC FLOW.

TOTAL ESTIMATED PROJECT COST (\$1,000'S):

PRIOR APPROPRIATIONS:

SLH	YR	ACT	ITEM	TOTALS	PLANS	LAND ACQUISITION	DESIGN	CONSTRUCTION	EQUIPMENT
			Prior	3,390	0	0	390	3,000	0
00	281		C-57	1,200	0	0	200	1,000	0
01	259		C-88	2,000	0	0	0	2,000	0
02	177		C-88	1,200	0	0	200	1,000	0
04	41		C-61.02	1,100	0	0	100	1,000	0
05	178		C-71	1,200	0	0	200	1,000	0
06	160		C-71	1,200	0	0	200	1,000	0
07	213		C-60	1,400	200	0	200	1,000	0
08	158		C-60	1,200	0	0	200	1,000	0
09	162		C-74	900	0	0	0	900	0
10	180		C-74	1,300	200	0	200	900	0
12	106		C-62.06	750	0	0	0	750	0
13	134		C-62	2,050	200	0	0	1,850	0
TOTAL				18,890	600	0	1,890	16,400	0

APPROPRIATIONS:

PART I: BY ELEMENTS	MOF	PRIOR YR	FY 2011-12	FY 2012-13	REQUESTED		FUTURE YEARS	TOTAL PROJ COST
					FY 2013-14	FY 2014-15		
PLANS	*	400	0	0	200	0	0	600
LAND ACQUISITION	*	0	0	0	0	0	0	0
DESIGN	*	1,890	0	0	0	200	0	2,090
CONSTRUCTION	*	13,800	0	750	1,850	950	0	17,350
EQUIPMENT	*	0	0	0	0	0	0	0
TOTAL COST		16,090	0	750	2,050	1,150	0	20,040

PART II: BY MEANS OF FINANCE	MOF	PRIOR YR	FY 2011-12	FY 2012-13	REQUESTED		FUTURE YEARS	TOTAL PROJ COST
					FY 2013-14	FY 2014-15		
REVENUE BONDS	E	16,090	0	750	2,050	1,150	0	20,040
TOTAL COST		16,090	0	750	2,050	1,150	0	20,040

A. TOTAL SCOPE OF PROJECT:

Improvements will be of various types based on analysis of traffic operations and corrective engineering measures, such as constructing turning lanes, modifying and/or installing traffic signals and traffic control devices, widening and other improvements for more efficient flow of traffic.

B. IDENTIFICATION OF NEED AND EVALUATION OF EXISTING SOLUTION:

The operational efficiency of the highways need to be improved . The necessary improvements will provide for better traffic flow, more efficient use of existing highways, and reduce costs associated with delays to motorist.

C. ALTERNATIVES CONSIDERED AND IMPACT IF PROJECT IS DEFERRED:

A "Do Nothing" alternative was considered and rejected as unacceptable for operational reasons. Less efficient traffic operations results in reduced level of service on the highway.

D. DISCUSS WHAT IMPROVEMENTS WILL TAKE PLACE, WHEN PROJECT COMPLETED (INCLUDING BENEFITS TO BE DERIVED AND/OR DEFICIENCIES THIS PROJECT INTENDS TO CORRECT):

Operational improvement projects benefit the general public through improved traffic flow with reduced delays, reduced fuel consumption, and less degradation to the environment.

E. IMPACT UPON FUTURE OPERATING REQUIREMENTS (SHOW INITIAL AND ONGOING FUNDING REQUIREMENTS BY COST ELEMENT, INCLUDING POSITION COUNT, MEANS OF FINANCING, FISCAL YEAR):

No significant impacts on operational cost is anticipated.

F. ADDITIONAL INFORMATION:

The project locations of miscellaneous traffic operational improvements are as follows:

1) Dole Street Improvements in the Vicinity of Metcalf and McCully Streets; 2) Kunia Road Improvements in the Vicinity of the Interstate Route H-1 Westbound Lanes; 3) Houghtalling Street Improvements in the Vicinity of Olomea Street; 4) Kaneohe Bay Drive Improvements in the Vicinity of Puohala Street; 5) School Street in the Vicinity of Queen Emma Street; 6) Vineyard Blvd, vicinity of Palama Street; and 7) Other Locations on State Highways.

SENATE DISTRICT	PRIORITY NUMBER	ISLAND	REP DISTRICT	PROJECT SCOPE	ITEM NUMBER	EXPENDING AGENCY
00	41	4 - KAUAI	0	I - RENOVATION PROJECT	118	TRN

PROJECT TITLE:

TRAFFIC OPERATIONAL IMPROVEMENTS TO EXISTING INTERSECTIONS AND HIGHWAYS, KAUAI

PROJECT DESCRIPTION:

LAND ACQUISITION, DESIGN, AND CONSTRUCTION FOR MISCELLANEOUS IMPROVEMENTS TO EXISTING INTERSECTIONS AND HIGHWAY FACILITIES NECESSARY FOR IMPROVED TRAFFIC OPERATION, INCLUDING ELIMINATING CONSTRICTIONS, MODIFYING AND/OR INSTALLING TRAFFIC SIGNALS, CONSTRUCTING TURNING LANES, ACCELERATION AND/OR DECELERATION LANES, AND OTHER IMPROVEMENTS.

TOTAL ESTIMATED PROJECT COST (\$1,000'S):

PRIOR APPROPRIATIONS:

SLH YR	ACT	ITEM	TOTALS	PLANS	LAND ACQUISITION	DESIGN	CONSTRUCTION	EQUIPMENT
		Prior	12,195	100	150	1,650	10,295	0
11	164	C-101	2,380	0	0	0	2,380	0
12	106	C-101	2,500	0	0	0	2,500	0
13	134	C-118	4,630	0	824	376	3,430	0
TOTAL			21,705	100	974	2,026	18,605	0

APPROPRIATIONS:

PART I: BY ELEMENTS	MOF	PRIOR YR	FY 2011-12	FY 2012-13	REQUESTED		FUTURE YEARS	TOTAL PROJ COST	
					FY 2013-14	FY 2014-15			
PLANS	*	100	0	0	0	0	0	100	
LAND ACQUISITION	*	150	0	0	824	0	0	974	
DESIGN	*	1,650	0	0	376	488	0	2,514	
CONSTRUCTION	*	10,295	2,380	2,500	3,430	1,000	0	19,605	
EQUIPMENT	*	0	0	0	0	0	0	0	
TOTAL COST			12,195	2,380	2,500	4,630	1,488	0	23,193

PART II: BY MEANS OF FINANCE	MOF	PRIOR YR	FY 2011-12	FY 2012-13	REQUESTED		FUTURE YEARS	TOTAL PROJ COST
					FY 2013-14	FY 2014-15		
REVENUE BONDS	E	12,195	2,380	2,500	4,630	1,488	0	23,193
TOTAL COST		12,195	2,380	2,500	4,630	1,488	0	23,193

A. TOTAL SCOPE OF PROJECT:

Improvements will be of various types based on analysis of traffic operations and corrective engineering measures, such as constructing turning lanes, modifying and/or installing traffic signals and traffic control devices, widening and other improvements for more efficient flow of traffic.

B. IDENTIFICATION OF NEED AND EVALUATION OF EXISTING SOLUTION:

The operational efficiency of the highways needs to be improved. The necessary improvements will provide for better traffic flow, more efficient use of existing highways, and reduce costs associated with delays to motorists.

C. ALTERNATIVES CONSIDERED AND IMPACT IF PROJECT IS DEFERRED:

A "Do Nothing" alternative was considered and rejected as unacceptable for operational reasons. Less efficient traffic operations result in reduced level of service on the highway.

D. DISCUSS WHAT IMPROVEMENTS WILL TAKE PLACE, WHEN PROJECT COMPLETED (INCLUDING BENEFITS TO BE DERIVED AND/OR DEFICIENCIES THIS PROJECT INTENDS TO CORRECT):

Operational improvement projects benefit the general public through improved traffic flow with reduced delays, reduced fuel consumption, and less degradation to the environment.

E. IMPACT UPON FUTURE OPERATING REQUIREMENTS (SHOW INITIAL AND ONGOING FUNDING REQUIREMENTS BY COST ELEMENT, INCLUDING POSITION COUNT, MEANS OF FINANCING, FISCAL YEAR):

No significant impacts on operational cost is anticipated.

F. ADDITIONAL INFORMATION:

Improvement locations: 1) Kuhio Highway Intersection Improvements at Kapule Highway and Eha Street; 2) Kaunuaui Highway Intersection Improvements at Kuli Road; 3) Kaunuaui Highway Intersection Improvements at Lauoho Road; 4) Kaunuaui Highway Intersection Improvements at Ala Wai Road, Vicinity of Waimea Bridge; 5) Kaunuaui Highway Intersection Improvements at North Waialakalua Road; 6) Kaunuaui Highway Intersection Improvements at Waimea Canyon Road and Menehune Road; 7) Kuhio Highway Intersection Improvements at Kolo Road and Kalamania Road; 8) Kuhio Highway at Koolau Road, Vicinity of Moloaa.

SENATE DISTRICT	PRIORITY NUMBER	ISLAND	REP DISTRICT	PROJECT SCOPE	ITEM NUMBER	EXPENDING AGENCY
0	42	3 - HAWAII	0	I - RENOVATION PROJECT	86	TRN

PROJECT TITLE:

TRAFFIC OPERATIONAL IMPROVEMENTS TO EXISTING INTERSECTIONS AND HIGHWAY FACILITIES, HAWAII

PROJECT DESCRIPTION:

DESIGN AND CONSTRUCTION FOR IMPROVEMENTS TO EXISTING INTERSECTIONS AND HIGHWAY FACILITIES NECESSARY FOR IMPROVED TRAFFIC OPERATION, INCLUDING ELIMINATING CONSTRICTIONS, MODIFYING AND/OR INSTALLING TRAFFIC SIGNALS, CONSTRUCTING TURNING LANES, ACCELERATION AND/OR DECELERATION LANES, AND OTHER IMPROVEMENTS. THIS PROJECT IS DEEMED NECESSARY TO QUALIFY FOR FEDERAL AID FINANCING AND/OR REIMBURSEMENT.

TOTAL ESTIMATED PROJECT COST (\$1,000'S):

PRIOR APPROPRIATIONS:

SLH		ITEM	TOTALS	PLANS	LAND ACQUISITION	DESIGN	CONSTRUCTION	EQUIPMENT
YR	ACT							
97	328	C-167	1,160	0	55	105	1,000	0
99	091	C-89	1,070	0	0	120	950	0
00	281	C-89	1,070	0	0	120	950	0
01	259	C-95	1,100	0	0	150	950	0
02	177	C-95	1,100	0	0	150	950	0
03	200	C-65	1,850	0	0	100	1,750	0
05	178	C-106	1,100	0	0	150	950	0
06	160	C-106	1,100	0	0	150	950	0
07	213	C-81	200	100	0	100	0	0
08	158	C-81	1,100	0	0	150	950	0
09	162	C-97	900	0	0	0	900	0
11	164	C-74	200	0	0	0	200	0
13	134	C-86	1,215	0	0	100	1,115	0
TOTAL			13,165	100	55	1,395	11,615	0

APPROPRIATIONS:

PART I: BY ELEMENTS	MOF	PRIOR YR	FY 2011-12	FY 2012-13	REQUESTED		FUTURE YEARS	TOTAL PROJ COST
					FY 2013-14	FY 2014-15		
PLANS	*	100	0	0	0	0	0	100
LAND ACQUISITION	*	55	0	0	0	0	0	55
DESIGN	*	1,295	0	0	100	0	0	1,395
CONSTRUCTION	*	10,300	200	0	1,115	1,000	0	12,615
EQUIPMENT	*	0	0	0	0	0	0	0
TOTAL COST		11,750	200	0	1,215	1,000	0	14,165

PART II: BY MEANS OF FINANCE	MOF	PRIOR YR	FY 2011-12	FY 2012-13	REQUESTED		FUTURE YEARS	TOTAL PROJ COST
					FY 2013-14	FY 2014-15		
REVENUE BONDS	E	11,750	200	0	1,111	1,000	0	14,061
FEDERAL FUNDS	N	0	0	0	104	0	0	104
TOTAL COST		11,750	200	0	1,215	1,000	0	14,165

A. TOTAL SCOPE OF PROJECT:

Improvements will be of various types based on analysis of traffic operations and corrective engineering measures, such as constructing turning lanes, modifying and/or installing traffic signals and traffic control devices, widening and other improvements for more efficient flow of traffic.

B. IDENTIFICATION OF NEED AND EVALUATION OF EXISTING SOLUTION:

The operational efficiency of the highways needs to be improved. The necessary improvements will provide for better traffic flow, more efficient use of existing highways, and reduce costs associated with delays to motorists.

C. ALTERNATIVES CONSIDERED AND IMPACT IF PROJECT IS DEFERRED:

A "Do Nothing" alternative was considered and rejected as unacceptable for operational reasons. Less efficient traffic operations which results in reduced level service on the highway.

D. DISCUSS WHAT IMPROVEMENTS WILL TAKE PLACE, WHEN PROJECT COMPLETED (INCLUDING BENEFITS TO BE DERIVED AND/OR DEFICIENCIES THIS PROJECT INTENDS TO CORRECT):

Operational improvement projects benefit the general public through improved traffic flow with reduced delays, reduced fuel consumption, and less degradation to the environment.

E. IMPACT UPON FUTURE OPERATING REQUIREMENTS (SHOW INITIAL AND ONGOING FUNDING REQUIREMENTS BY COST ELEMENT, INCLUDING POSITION COUNT, MEANS OF FINANCING, FISCAL YEAR):

No significant impacts on operational cost is anticipated.

F. ADDITIONAL INFORMATION:

Improvement locations: 1) Intersection Improvements at Pauahi Street and Hilo Bayfront Highway; 2) Traffic Signal Modernization at Waiuanu Avenue and Hilo Bayfront Highway; 3) Intersection Improvements, Keaau-Pahoa Road at Kaloi Drive, Orchidland Drive, Paradise Drive, and Ainaloa Boulevard; 4) Kanoelehua Avenue, Airport Access Road Improvements; 5) Queen Kaahumanu Highway, Intersection Improvements at Kawaihae Road; and 6) Volcano Road at Kipimana Street.

SENATE DISTRICT	PRIORITY NUMBER	ISLAND	REP DISTRICT	PROJECT SCOPE	ITEM NUMBER	EXPENDING AGENCY
07	43	2 - MAUI	012	A - ADDITION PROJECT	104	TRN

PROJECT TITLE:

HALEAKALA HIGHWAY INTERSECTION IMPROVEMENTS AT KULA HIGHWAY, MAUI

PROJECT DESCRIPTION:

DESIGN AND CONSTRUCTION TO INSTALL RIGHT-TURN LANE ON WEST-BOUND HALEAKALA HIGHWAY, INSTALL WALKWAYS AND PAVED SHOULDERS AND/OR SIDEWALKS FROM INTERSECTION TO KING KEKAULIKE HIGH SCHOOL ENTRANCES, AND TO MAKE TRAFFIC SIGNAL IMPROVEMENTS, SIGNAGE, MARKINGS, AND OTHER RELATED IMPROVEMENTS.

TOTAL ESTIMATED PROJECT COST (\$1,000'S):

PRIOR APPROPRIATIONS:

SLH YR	ACT	ITEM	TOTALS	PLANS	LAND ACQUISITION	DESIGN	CONSTRUCTION	EQUIPMENT
11	164	C-91	1,500	0	0	0	1,500	0
13	134	C-104	150	0	0	0	150	0
TOTAL			1,650	0	0	0	1,650	0

APPROPRIATIONS:

PART I: BY ELEMENTS	MOF	PRIOR YR	FY 2011-12	FY 2012-13	REQUESTED		FUTURE YEARS	TOTAL PROJ COST
					FY 2013-14	FY 2014-15		
PLANS	*	0	0	0	0	0	0	0
LAND ACQUISITION	*	0	0	0	0	0	0	0
DESIGN	*	0	0	0	0	350	0	350
CONSTRUCTION	*	0	1,500	0	150	2,000	0	3,650
EQUIPMENT	*	0	0	0	0	0	0	0
TOTAL COST		0	1,500	0	150	2,350	0	4,000

PART II: BY MEANS OF FINANCE	MOF	PRIOR YR	FY 2011-12	FY 2012-13	REQUESTED		FUTURE YEARS	TOTAL PROJ COST
					FY 2013-14	FY 2014-15		
REVENUE BONDS	E	0	1,500	0	150	2,350	0	4,000
TOTAL COST		0	1,500	0	150	2,350	0	4,000

A. TOTAL SCOPE OF PROJECT:

This project will install a right-turn lane on west-bound Haleakala Highway; install walkways, paved shoulders, and/or sidewalks from the intersection to King Kekaulike entrances. Scope of work to also include analyzing operations at the intersection, and modernization of the system, including coordination with adjacent intersections such as Makawao Avenue and Aapueo intersections.

B. IDENTIFICATION OF NEED AND EVALUATION OF EXISTING SOLUTION:

The intersection is operating at or near capacity, especially during morning peak hours.

C. ALTERNATIVES CONSIDERED AND IMPACT IF PROJECT IS DEFERRED:

If project is deferred, this intersection will continue to operate at or near capacity, and congestion will not improve or even worsen, especially during morning peak hours.

D. DISCUSS WHAT IMPROVEMENTS WILL TAKE PLACE, WHEN PROJECT COMPLETED (INCLUDING BENEFITS TO BE DERIVED AND/OR DEFICIENCIES THIS PROJECT INTENDS TO CORRECT):

Installation of a right-turn lane and modernizing the traffic signal system will alleviate congestion on Haleakala Highway, especially during morning peak hours.

E. IMPACT UPON FUTURE OPERATING REQUIREMENTS (SHOW INITIAL AND ONGOING FUNDING REQUIREMENTS BY COST ELEMENT, INCLUDING POSITION COUNT, MEANS OF FINANCING, FISCAL YEAR):

No anticipated increased operating requirements.

F. ADDITIONAL INFORMATION:

SENATE DISTRICT	PRIORITY NUMBER	ISLAND	REP DISTRICT	PROJECT SCOPE	ITEM NUMBER	EXPENDING AGENCY
00	44	2 - MAUI	000	I - RENOVATION PROJECT	105	TRN

PROJECT TITLE:

TRAFFIC OPERATIONAL IMPROVEMENTS TO EXISTING INTERSECTIONS AND HIGHWAY FACILITIES, MAUI

PROJECT DESCRIPTION:

CONSTRUCTION FOR MISCELLANEOUS IMPROVEMENTS TO EXISTING INTERSECTIONS AND HIGHWAY FACILITIES NECESSARY FOR IMPROVED TRAFFIC OPERATION, INCLUDING ELIMINATING CONSTRICTIONS, MODIFYING AND/OR INSTALLING TRAFFIC SIGNALS, CONSTRUCTING TURNING LANES, ACCELERATION AND/OR DECELERATION LANES, AND OTHER IMPROVEMENTS.

TOTAL ESTIMATED PROJECT COST (\$1,000'S):

PRIOR APPROPRIATIONS:

SLH		ITEM	TOTALS	PLANS	LAND ACQUISITION	DESIGN	CONSTRUCTION	EQUIPMENT
YR	ACT							
97	328	C-188	1,050	0	0	50	1,000	0
99	091	C-97	1,060	0	0	100	960	0
00	281	C-97	1,060	0	0	100	960	0
02	177	C-109	1,000	0	0	100	900	0
05	178	C-119	1,000	0	0	100	900	0
06	160	C-119	900	0	0	100	800	0
07	213	C-94	200	100	0	100	0	0
08	158	C-94	900	0	0	100	800	0
09	162	C-113	900	0	0	0	900	0
10	180	C-113	1,000	0	0	100	900	0
11	164	C-89	2,815	0	0	125	2,690	0
12	106	C-89	1,000	0	0	0	1,000	0
TOTAL			12,885	100	0	975	11,810	0

APPROPRIATIONS:

PART I: BY ELEMENTS	MOF	PRIOR YR	FY 2011-12	FY 2012-13	REQUESTED		FUTURE YEARS	TOTAL PROJ COST
					FY 2013-14	FY 2014-15		
PLANS	*	100	0	0	0	0	0	100
LAND ACQUISITION	*	0	0	0	0	0	0	0
DESIGN	*	850	125	0	0	0	0	975
CONSTRUCTION	*	8,120	2,690	1,000	0	3,080	0	14,890
EQUIPMENT	*	0	0	0	0	0	0	0
TOTAL COST		9,070	2,815	1,000	0	3,080	0	15,965

PART II: BY MEANS OF FINANCE	MOF	PRIOR YR	FY 2011-12	FY 2012-13	REQUESTED		FUTURE YEARS	TOTAL PROJ COST
					FY 2013-14	FY 2014-15		
REVENUE BONDS	E	9,070	2,815	1,000	0	3,080	0	15,965
TOTAL COST		9,070	2,815	1,000	0	3,080	0	15,965

A. TOTAL SCOPE OF PROJECT:

Improvements will be of various types based on analysis of traffic operations and corrective engineering measures, such as constructing turning lanes, modifying and/or installing traffic signals and traffic control devices, widening and other improvements for more efficient flow of traffic.

B. IDENTIFICATION OF NEED AND EVALUATION OF EXISTING SOLUTION:

The operational efficiency of the highways needs to be improved. The necessary improvements will provide for better traffic flow, more efficient use of existing highways, and reduce costs associated with delays to motorists.

C. ALTERNATIVES CONSIDERED AND IMPACT IF PROJECT IS DEFERRED:

A "Do Nothing" alternative was considered and rejected as unacceptable for operational reasons. Less efficient traffic operations which results in reduced level of service on the highway.

D. DISCUSS WHAT IMPROVEMENTS WILL TAKE PLACE, WHEN PROJECT COMPLETED (INCLUDING BENEFITS TO BE DERIVED AND/OR DEFICIENCIES THIS PROJECT INTENDS TO CORRECT):

Operational improvement projects benefit the general public through improved traffic flow with reduced delays, reduced fuel consumption, and less degradation to the environment.

E. IMPACT UPON FUTURE OPERATING REQUIREMENTS (SHOW INITIAL AND ONGOING FUNDING REQUIREMENTS BY COST ELEMENT, INCLUDING POSITION COUNT, MEANS OF FINANCING, FISCAL YEAR):

No significant impacts on operational cost is anticipated.

F. ADDITIONAL INFORMATION:

Project locations: 1) North Kihei Road at MECO Plant; 2) Piilani Highway at Ohukai Road; 3) Honoapiilani Hwy at Maalaea; 4) Haleakala Hwy, Kula Hwy / Old Haleakala Hwy; 5) Hana Hwy / Haleakala Highway; 6) Main St, High St to Central Ave; 7) North Kihei Rd / South Kihei Rd; 8) Piilani Hwy, N. Kihei to Ohukai; 9) Honoapiilani Hwy / Piikana St to Waiko Rd; 10) Kaahumanu Ave / Hana Hwy, Hobron Ave to Dairy Rd.

SENATE DISTRICT	PRIORITY NUMBER	ISLAND	REP DISTRICT	PROJECT SCOPE	ITEM NUMBER	EXPENDING AGENCY
20	44.1	1 - OAHU	042	A - ADDITION PROJECT		TRN

PROJECT TITLE:

INTERSTATE ROUTE H-1, ADDITION AND/OR MOD. OF FREEWAY ACCS. MAKAKILO TO PALAILAI IC, OAHU

PROJECT DESCRIPTION:

CONSTRUCTION TO IMPROVE AND/OR MODIFY THE MAKAKILO AND PALAILAI INTERCHANGES AND CONSTRUCT A NEW INTERCHANGE (KAPOLEI INTERCHANGE). THIS PROJECT IS DEEMED NECESSARY TO QUALIFY FOR FEDERAL AID FINANCING AND/OR REIMBURSEMENT.

TOTAL ESTIMATED PROJECT COST (\$1,000'S):

PRIOR APPROPRIATIONS:

SLH YR	ACT	ITEM	TOTALS	PLANS	LAND ACQUISITION	DESIGN	CONSTRUCTION	EQUIPMENT
03	200	C-43	2,000	2,000	0	0	0	0
06	160	C-98.04	8,800	0	0	8,800	0	0
11	164	C-55	23,900	0	0	0	23,900	0
12	106	C-55	908	0	408	100	400	0
TOTAL			35,608	2,000	408	8,900	24,300	0

APPROPRIATIONS:

PART I: BY ELEMENTS	MOF	PRIOR YR	FY 2011-12	FY 2012-13	REQUESTED		FUTURE YEARS	TOTAL PROJ COST
					FY 2013-14	FY 2014-15		
PLANS	*	2,000	0	0	0	0	0	2,000
LAND ACQUISITION	*	0	0	408	0	0	0	408
DESIGN	*	0	0	100	0	0	0	100
CONSTRUCTION	*	8,800	23,900	400	0	5,700	0	38,800
EQUIPMENT	*	0	0	0	0	0	0	0
TOTAL COST		10,800	23,900	908	0	5,700	0	41,308

PART II: BY MEANS OF FINANCE	MOF	PRIOR YR	FY 2011-12	FY 2012-13	REQUESTED		FUTURE YEARS	TOTAL PROJ COST
					FY 2013-14	FY 2014-15		
REVENUE BONDS	E	1,160	5,090	91	0	200	0	6,541
FEDERAL FUNDS	N	8,640	18,810	817	0	5,500	0	33,767
PRIVATE CONTRIBUTIONS	R	1,000	0	0	0	0	0	1,000
TOTAL COST		10,800	23,900	908	0	5,700	0	41,308

A. TOTAL SCOPE OF PROJECT:

Construct a west bound on-ramp and an east bound off-ramp at the Makakilo Interchange. Construct a new Kapolei Interchange. Construct a new interchange west of Palalal Interchange at the future Hanua Street.

B. IDENTIFICATION OF NEED AND EVALUATION OF EXISTING SOLUTION:

At the Makakilo Interchange, the addition of the on and off ramps will provide for all movements through the interchange, increase capacity of the interchange and improve operation of the west-bound off-ramp to Makakilo Drive. The new Kapolei Interchange will relieve the present and future congestion of the Makakilo and Palalal Interchanges. The existing Palalal Interchange has limited capacity, and the modified off ramp will provide a longer exit length and improve the capacity and traffic operation at the Palalal Interchange.

C. ALTERNATIVES CONSIDERED AND IMPACT IF PROJECT IS DEFERRED:

Improvements are needed to reduce congestion and more effectively move traffic through this segment of the freeway. Other interchange configurations were evaluated. HOV and mass transit options were also considered. If the project is deferred, traffic in the area is likely to worsen with population growth in the Kapolei area.

D. DISCUSS WHAT IMPROVEMENTS WILL TAKE PLACE, WHEN PROJECT COMPLETED (INCLUDING BENEFITS TO BE DERIVED AND/OR DEFICIENCIES THIS PROJECT INTENDS TO CORRECT):

This improvement will greatly enhance traffic flow on this segment of the H-1 Freeway by adding capacity and improving access to the Freeway to the region.

E. IMPACT UPON FUTURE OPERATING REQUIREMENTS (SHOW INITIAL AND ONGOING FUNDING REQUIREMENTS BY COST ELEMENT, INCLUDING POSITION COUNT, MEANS OF FINANCING, FISCAL YEAR):

Aside from normal maintenance, no anticipated operating requirements.

F. ADDITIONAL INFORMATION:

This project is included in the Transportation for Oahu Plan (TOP 2025) and in the Statewide Transportation Improvement Program (STIP).

SENATE DISTRICT	PRIORITY NUMBER	ISLAND	REP DISTRICT	PROJECT SCOPE	ITEM NUMBER	EXPENDING AGENCY
08	44.2	4 - KAUAI	015	A - ADDITION PROJECT		TRN

PROJECT TITLE:

KAUMUALII HIGHWAY IMPROVEMENTS, LIHUE TO WEST OF MALUHIA ROAD, KAUAI

PROJECT DESCRIPTION:

CONSTRUCTION FOR WIDENING OF KAUMUALII HIGHWAY, LIHUE TO WEST OF MALUHIA ROAD, FROM TWO TO FOUR LANES. THIS PROJECT IS DEEMED NECESSARY TO QUALIFY FOR FEDERAL AID FINANCING AND/OR REIMBURSEMENT.

TOTAL ESTIMATED PROJECT COST (\$1,000'S):

PRIOR APPROPRIATIONS:

SLH YR	ACT	ITEM	TOTALS	PLANS	LAND ACQUISITION	DESIGN	CONSTRUCTION	EQUIPMENT
94	252	C-78A	8,950	0	1,150	800	7,000	0
96	287	C-734	2,000	2,000	0	0	0	0
97	328	C-193	2,850	2,850	0	0	0	0
99	091	C-102	5,100	0	0	5,100	0	0
02	177	C-123	10,000	0	10,000	0	0	0
05	178	C-129	31,500	0	0	0	31,500	0
09	162	C-124	36,500	0	0	0	36,500	0
11	164	C-99	6,900	0	0	0	6,900	0
TOTAL			103,800	4,850	11,150	5,900	81,900	0

APPROPRIATIONS:

PART I: BY ELEMENTS	MOF	PRIOR YR	FY 2011-12	FY 2012-13	REQUESTED		FUTURE YEARS	TOTAL PROJ COST
					FY 2013-14	FY 2014-15		
PLANS	*	4,850	0	0	0	0	0	4,850
LAND ACQUISITION	*	11,150	0	0	0	0	0	11,150
DESIGN	*	5,900	0	0	0	0	0	5,900
CONSTRUCTION	*	75,000	6,900	0	0	5,000	0	86,900
EQUIPMENT	*	0	0	0	0	0	0	0
TOTAL COST		96,900	6,900	0	0	5,000	0	108,800

PART II: BY MEANS OF FINANCE	MOF	PRIOR YR	FY 2011-12	FY 2012-13	REQUESTED		FUTURE YEARS	TOTAL PROJ COST
					FY 2013-14	FY 2014-15		
SPECIAL FUND	B	10,950	0	0	0	0	0	10,950
REVENUE BONDS	E	17,190	800	0	0	1,000	0	18,990
FEDERAL FUNDS	N	68,760	1,600	0	0	4,000	0	74,360
COUNTY FUNDS	S	0	4,500	0	0	0	0	4,500
TOTAL COST		96,900	6,900	0	0	5,000	0	108,800

A. TOTAL SCOPE OF PROJECT:

This project will provide two additional lanes of through traffic between Lihue and West of Maluhia Road (Approx. 7.24 miles).

B. IDENTIFICATION OF NEED AND EVALUATION OF EXISTING SOLUTION:

This project will provide for higher travel capacity and safer highway facilities than at present.

C. ALTERNATIVES CONSIDERED AND IMPACT IF PROJECT IS DEFERRED:

Alternate 1: Construct one additional lane to be used for contraflow operations; however, due to the initial cost, high projected operating costs, and the fact being that it is only a temporary solution to the traffic congestion problem, this alternative is not considered to be cost effective or a practical solution.

Alternate 2: Construct a separate parallel facility; however, this alternate is not considered cost effective or warranted, due to high initial costs and relatively low gains in benefits. If this project is deferred, congestion will continue and worsen as the projected population growth continues until gridlock occurs on this facility."

D. DISCUSS WHAT IMPROVEMENTS WILL TAKE PLACE, WHEN PROJECT COMPLETED (INCLUDING BENEFITS TO BE DERIVED AND/OR DEFICIENCIES THIS PROJECT INTENDS TO CORRECT):

The additional lanes will greatly improve rush hour commuting and highway safety in general. Substandard bridges will be replaced, eliminating the need for heavy trucks to bypass through private lands. Maintenance will be made easier, with less disruption to traffic, because there will be no need to close off traffic in any direction during routine maintenance operations. The additional lanes will provide flexibility in maintaining traffic along the route when lanes must be closed due to accidents and other emergencies.

E. IMPACT UPON FUTURE OPERATING REQUIREMENTS (SHOW INITIAL AND ONGOING FUNDING REQUIREMENTS BY COST ELEMENT, INCLUDING POSITION COUNT, MEANS OF FINANCING, FISCAL YEAR):

Although roadway laneage will be added to the Department's inventory, maintenance operations will not be greatly affected. Shoulder lengths will remain the same but upgraded facilities, such as new culverts and pavement under guardrails, should reduce maintenance requirements.

F. ADDITIONAL INFORMATION:

This project is in consonance with the Kauai Long Range Transportation Plan and included in the Statewide Transportation Improvement Program (STIP).

Phase 1: Lihue Mill Bridge to the Haiku Airstrip (Approx. 3.30 miles)

Phase 2: Haiku Airstrip to Huleia Bridge (Approx 1.33 miles)

Phase 3: Huleia Bridge to Vicinity of Kahili Mountain Park (Approx. 2.61 miles)

SENATE DISTRICT	PRIORITY NUMBER	ISLAND	REP DISTRICT	PROJECT SCOPE	ITEM NUMBER	EXPENDING AGENCY
06	45	2 - MAUI	10	N - NEW PROJECT		TRN

PROJECT TITLE:

HONOAPIILANI HIGHWAY WIDENING AND/OR REALIGNMENT, HONOKOWAI TO LAUNIUPOKO, MAUI

PROJECT DESCRIPTION:

CONSTRUCTION FOR A NEW ALIGNMENT OF HONOAPIILANI HIGHWAY FROM LAHAINALUNA ROAD TO THE VICINITY OF LAUNIUPOKO. THIS PROJECT IS DEEMED NECESSARY TO QUALIFY FOR FEDERAL AID FINANCING AND/OR REIMBURSEMENT.

TOTAL ESTIMATED PROJECT COST (\$1,000'S):

PRIOR APPROPRIATIONS:

SLH YR	ACT	ITEM	TOTALS	PLANS	LAND ACQUISITION	DESIGN	CONSTRUCTION	EQUIPMENT
98	116	C-176	3,435	0	1,450	1,985	0	0
04	41	C-77.01	6,000	0	0	0	6,000	0
06	160	C-124.01	240	0	0	240	0	0
07	213	C-92	800	0	800	0	0	0
08	158	C-92	8,400	0	0	0	8,400	0
09	162	C-110	13,215	0	0	115	13,100	0
11	164	C-86	32,000	0	0	0	32,000	0
12	106	C-86	50	0	50	0	0	0
TOTAL			64,140	0	2,300	2,340	59,500	0

APPROPRIATIONS:

PART I: BY ELEMENTS	MOF	PRIOR YR	FY 2011-12	FY 2012-13	REQUESTED		FUTURE YEARS	TOTAL PROJ COST
					FY 2013-14	FY 2014-15		
PLANS	*	0	0	0	0	0	0	0
LAND ACQUISITION	*	27,396	0	50	0	0	0	27,446
DESIGN	*	20,377	0	0	0	0	0	20,377
CONSTRUCTION	*	121,040	32,000	0	0	8,500	0	161,540
EQUIPMENT	*	0	0	0	0	0	0	0
TOTAL COST		168,813	32,000	50	0	8,500	0	209,363

PART II: BY MEANS OF FINANCE	MOF	PRIOR YR	FY 2011-12	FY 2012-13	REQUESTED		FUTURE YEARS	TOTAL PROJ COST
					FY 2013-14	FY 2014-15		
REVENUE BONDS	E	33,620	13,000	10	0	1,700	0	48,330
FEDERAL FUNDS	N	134,478	17,500	40	0	6,800	0	158,818
PRIVATE CONTRIBUTIONS	R	715	0	0	0	0	0	715
COUNTY FUNDS	S	0	1,500	0	0	0	0	1,500
TOTAL COST		168,813	32,000	50	0	8,500	0	209,363

A. TOTAL SCOPE OF PROJECT:

Phases 1A, 1B, and 1C of the project will construct a new 2-lane highway (ultimate 4-lanes) approximately nine miles long which will provide a bypass of Lahaina Town and Kaanapali Resort. Phase 1A will be a 2-lane segment from Lahainaluna Road to the future Keawe Street Extension. Phase 1B will start at Lahainaluna Road and end in the vicinity of Launiupoko. Phase 1C will start at Keawe Street extension and at the future Kaanapali Connector road. Phase 1D will continue from the Kaanapali Connector to the vicinity of Honokowai. Phase 2 will install two additional lanes to complete the ultimate 4-lane roadway section.

B. IDENTIFICATION OF NEED AND EVALUATION OF EXISTING SOLUTION:

The existing Honoapiilani Highway is the only link between Kapalua, Lahaina and the central Maui areas. The highway serves the resort areas of Kaanapali and Kapalua as well as the tourist destination of Lahaina. The route serves as the "farm to market" transportation link for Maui Land and Pineapple and Pioneer Mill. Residential areas, the Civic Center, police station, schools and parks also depend on this arterial highway. The rapid growth of resort areas, together with the increased commercial and residential development and other activities in West Maui have resulted in a significant increase of vehicular traffic using the existing highway.

C. ALTERNATIVES CONSIDERED AND IMPACT IF PROJECT IS DEFERRED:

Build: Between Puamana and Kaanapali, three alignment alternatives, A, B and C were considered. Alternative B was selected because Alternative A would have severely affected Pioneer Mill operations and required relocation of the physical plant. Alternative C through Lahainaluna schools would have impacted the expansion plans for Lahainaluna High School, Lahaina Intermediate School, Princes Nahienaena Elementary School and historic properties. Alternative B was also least in cost. In the Final EIS, a modified extension alternative to Honokowai was adopted. This resulted in re-evaluation of traffic data which indicated that if the widening alternative was selected, Honoapiilani Highway would have to be widened to six lanes and not four as originally proposed. Given the rights-of-way limitations along Honoapiilani Highway, the extension alternative to Honokowai is preferred.
NO Build: This alternative is no longer considered.

D. DISCUSS WHAT IMPROVEMENTS WILL TAKE PLACE, WHEN PROJECT COMPLETED (INCLUDING BENEFITS TO BE DERIVED AND/OR DEFICIENCIES THIS PROJECT INTENDS TO CORRECT):

Improvements will construct a new 2-lane highway (ultimate 4-lanes) approximately nine miles long which will provide a bypass of Lahaina Town and the Kaanapali Resort.

E. IMPACT UPON FUTURE OPERATING REQUIREMENTS (SHOW INITIAL AND ONGOING FUNDING REQUIREMENTS BY COST ELEMENT, INCLUDING POSITION COUNT, MEANS OF FINANCING, FISCAL YEAR):

Operating and maintenance cost will increase when this highway is constructed due primarily to the cost of resurfacing and maintenance of the highway.

F. ADDITIONAL INFORMATION:

FOR: Business/resort districts of Lahaina, Kaanapali and Kapalua; County of Maui; residential and neighborhood associations; traveling public and commuters. **AGAINST:** None to our knowledge. This project is included in the Statewide Transportation Improvement Plan (STIP) and the Maui Long Range Transportation Plan. Federal formula funds to be utilized.

SENATE DISTRICT	PRIORITY NUMBER	ISLAND	REP DISTRICT	PROJECT SCOPE	ITEM NUMBER	EXPENDING AGENCY
25	46	1 - OAHU	051	I - RENOVATION PROJECT		TRN

PROJECT TITLE:

KALANIANA'OLE HIGHWAY IMPROVEMENTS, OLOMANA GOLF COURSE TO WAIMANALO BEACH PARK, OAHU

PROJECT DESCRIPTION:

DESIGN OF TURNING LANES, SIDEWALKS, CURB RAMPS, BIKE PATHS OR BIKE ROUTES, UPGRADING TRAFFIC SIGNALS, UTILITY RELOCATION, DRAINAGE IMPROVEMENTS, AND OTHER MISCELLANEOUS IMPROVEMENTS. THIS PROJECT IS DEEMED NECESSARY TO QUALIFY FOR FEDERAL AID FINANCING AND/OR REIMBURSEMENT.

TOTAL ESTIMATED PROJECT COST (\$1,000'S):

PRIOR APPROPRIATIONS:

SLH YR	ACT	ITEM	TOTALS	PLANS	LAND ACQUISITION	DESIGN	CONSTRUCTION	EQUIPMENT
95	218	C-33	800	800	0	0	0	0
02	177	C-92B	800	0	0	800	0	0
05	178	C-69	50	0	50	0	0	0
10	180	C-70	14,000	0	0	0	14,000	0
TOTAL			15,650	800	50	800	14,000	0

APPROPRIATIONS:

PART I: BY ELEMENTS	MOF	PRIOR YR	FY 2011-12	FY 2012-13	REQUESTED		FUTURE YEARS	TOTAL PROJ COST
					FY 2013-14	FY 2014-15		
PLANS	*	800	0	0	0	0	0	800
LAND ACQUISITION	*	50	0	0	0	0	0	50
DESIGN	*	800	0	0	0	500	0	1,300
CONSTRUCTION	*	14,000	0	0	0	0	0	14,000
EQUIPMENT	*	0	0	0	0	0	0	0
TOTAL COST		15,650	0	0	0	500	0	16,150

PART II: BY MEANS OF FINANCE	MOF	PRIOR YR	FY 2011-12	FY 2012-13	REQUESTED		FUTURE YEARS	TOTAL PROJ COST
					FY 2013-14	FY 2014-15		
REVENUE BONDS	E	3,130	0	0	0	100	0	3,230
FEDERAL FUNDS	N	12,520	0	0	0	400	0	12,920
TOTAL COST		15,650	0	0	0	500	0	16,150

A. TOTAL SCOPE OF PROJECT:

Construction of turning lanes, sidewalks, curb ramps, bike paths or bike routes, upgrading traffic signals, utility relocation, drainage improvements, and other miscellaneous improvements. This project is deemed necessary to qualify for federal aid financing and/or reimbursement.

B. IDENTIFICATION OF NEED AND EVALUATION OF EXISTING SOLUTION:

In 1980, HDOT identified the need for an improved highway to be constructed in the Waimanalo area to accommodate future traffic growth. Alternative highway alignments were examined and were later presented to interested community members and the Waimanalo Neighborhood Board in 1996 and 1997. As a result of these briefings, a Waimanalo Highway Improvement Task Force was formed. In a 1997 presentation to the community, residents did not support widening the existing roadway from 2-lanes to 4-lanes because private land would be condemned and it would lead to speeding and more traffic accidents. In a public meeting the Waimanalo Neighborhood Board informed HDOT that the community favored improving the existing highway by providing sidewalks and left turning lanes in lieu of constructing a bypass road and widening the highway.

C. ALTERNATIVES CONSIDERED AND IMPACT IF PROJECT IS DEFERRED:

Alternate 1 - existing utility poles relocated to provide adequate roadside clearance and ADA accessibility. Reconstruct existing pavement section to its original profile.

Alternate 2 - existing utility poles will be removed and all overhead utilities will be placed underground. Reconstruct existing pavement section to its original profile.

Alternate 3 - existing overhead utilities where ROW width = 50 ft. will be placed underground so that the available space can be better utilized. In areas where ROW width is greater than 50 ft., the overhead utilities will be moved outwards or possibly underground (subject to various approvals) to accommodate the proposed improvements and to meet clear zone requirements. If project is deferred, highway will not be brought up to current design standards thereby increasing the chances of vehicle collisions.

D. DISCUSS WHAT IMPROVEMENTS WILL TAKE PLACE, WHEN PROJECT COMPLETED (INCLUDING BENEFITS TO BE DERIVED AND/OR DEFICIENCIES THIS PROJECT INTENDS TO CORRECT):

Improving the highway will make the highway operate more efficiently, bring it up to current design standards, and also make it safer and friendlier to other users of the facility.

E. IMPACT UPON FUTURE OPERATING REQUIREMENTS (SHOW INITIAL AND ONGOING FUNDING REQUIREMENTS BY COST ELEMENT, INCLUDING POSITION COUNT, MEANS OF FINANCING, FISCAL YEAR):

None.

F. ADDITIONAL INFORMATION:

This project is included in the Statewide Transportation Improvement Program (STIP).

SENATE DISTRICT	PRIORITY NUMBER	ISLAND	REP DISTRICT	PROJECT SCOPE	ITEM NUMBER	EXPENDING AGENCY
03	47	3 - HAWAII	007	N - NEW PROJECT	87	TRN

PROJECT TITLE:
 SADDLE ROAD EXTENSION, HAWAII

PROJECT DESCRIPTION:
 DESIGN FOR A NEW ROADWAY AND/OR REALIGNMENT AND EXTENDING THE SADDLE ROAD FROM THE HILO TERMINUS TO THE QUEEN KAAHUMANU HIGHWAY. THIS PROJECT IS DEEMED NECESSARY TO QUALIFY FOR FEDERAL AID FINANCING AND/OR REIMBURSEMENT.

TOTAL ESTIMATED PROJECT COST (\$1,000'S):

PRIOR APPROPRIATIONS:

SLH YR	ACT	ITEM	TOTALS	PLANS	LAND ACQUISITION	DESIGN	CONSTRUCTION	EQUIPMENT
96	287	C-59D	2,050	2,050	0	0	0	0
06	160	C-103	3,000	0	0	3,000	0	0
13	134	C-87	8,175	0	0	8,175	0	0
TOTAL			13,225	2,050	0	11,175	0	0

APPROPRIATIONS:

PART I: BY ELEMENTS	MOF	PRIOR YR	FY 2011-12	FY 2012-13	REQUESTED		FUTURE YEARS	TOTAL PROJ COST
					FY 2013-14	FY 2014-15		
PLANS	*	2,050	0	0	0	0	0	2,050
LAND ACQUISITION	*	0	0	0	0	0	0	0
DESIGN	*	3,000	0	0	8,175	1,000	0	12,175
CONSTRUCTION	*	0	0	0	0	0	0	0
EQUIPMENT	*	0	0	0	0	0	0	0
TOTAL COST		5,050	0	0	8,175	1,000	0	14,225

PART II: BY MEANS OF FINANCE	MOF	PRIOR YR	FY 2011-12	FY 2012-13	REQUESTED		FUTURE YEARS	TOTAL PROJ COST
					FY 2013-14	FY 2014-15		
REVENUE BONDS	E	1,010	0	0	1,635	200	0	2,845
FEDERAL FUNDS	N	4,040	0	0	6,540	800	0	11,380
TOTAL COST		5,050	0	0	8,175	1,000	0	14,225

A. TOTAL SCOPE OF PROJECT:

Design for a new roadway to extend the Saddle Road terminus from Mamalahoa Highway to the Queen Ka'ahumanu Highway thereby providing an improved facility and direct connection between Mamalahoa Highway to Queen Ka'ahumanu Highway.

B. IDENTIFICATION OF NEED AND EVALUATION OF EXISTING SOLUTION:

The need for this project is to provide a connection from the Mamalahoa Highway (Minor Arterial) to the Queen Ka'ahumanu Highway (Principal Arterial) as well as providing a State Highway link to move commuters and freight traveling between Hilo and coastal South Kohala/Kona on the Saddle Road (State Highway 200).

C. ALTERNATIVES CONSIDERED AND IMPACT IF PROJECT IS DEFERRED:

No-Build alternative could be considered but future projected traffic demands will not be met, traffic movement between Mamalahoa Highway and Queen Ka'ahumanu Highway would be limited and will not be as efficient, limiting the operational level of traffic movement.

D. DISCUSS WHAT IMPROVEMENTS WILL TAKE PLACE, WHEN PROJECT COMPLETED (INCLUDING BENEFITS TO BE DERIVED AND/OR DEFICIENCIES THIS PROJECT INTENDS TO CORRECT):

This project will construct a new road extending the existing Saddle Road from Mamalahoa Highway to Queen Ka'ahumanu Highway, approximately 12 miles in length. Benefits include improvement to the efficiency and operational level of traffic movement between Mamalahoa Highway and Queen Ka'ahumanu Highway, improve safety, and lessening the burden on Waikaloa Road (Rural Minor Arterial).

E. IMPACT UPON FUTURE OPERATING REQUIREMENTS (SHOW INITIAL AND ONGOING FUNDING REQUIREMENTS BY COST ELEMENT, INCLUDING POSITION COUNT, MEANS OF FINANCING, FISCAL YEAR):

The Hawai'i Long Range Land Transportation Plan (HLRLTP) projected traffic impacts and determined that an additional two-lanes of highway capacity would be required to handle traffic traveling between Mamalahoa Highway and Queen Ka'ahumanu highway in the vicinity of Waikaloa Road. Without such an improvement, existing roads in West Hawai'i will not be able to handle future projected traffic by the year 2020.

F. ADDITIONAL INFORMATION:

FOR: Chamber of Commerce, Legislators, County of Hawaii, U. S. Army, University of Hawai'i.
AGAINST: None to our knowledge.

SENATE DISTRICT	PRIORITY NUMBER	ISLAND	REP DISTRICT	PROJECT SCOPE	ITEM NUMBER	EXPENDING AGENCY
06	48	2 - MAUI	011	N - NEW PROJECT		TRN

PROJECT TITLE:
 KIHEI-UPCOUNTRY HIGHWAY, MAUI

PROJECT DESCRIPTION:
 LAND ACQUISITION AND CONSTRUCTION FOR A NEW TWO-LANE HIGHWAY FROM KIHEI TO UPCOUNTRY MAUI. THIS PROJECT IS DEEMED NECESSARY TO QUALIFY FOR FEDERAL AID FINANCING AND/OR REIMBURSEMENT.

TOTAL ESTIMATED PROJECT COST (\$1,000'S):

PRIOR APPROPRIATIONS:

SLH YR	ACT	ITEM	TOTALS	PLANS	LAND ACQUISITION	DESIGN	CONSTRUCTION	EQUIPMENT
96	287	C-67D	1,762	0	0	1,762	0	0
01	259	C-107	4,000	0	0	4,000	0	0
13	134	C-94	3,600	0	3,600	0	0	0
TOTAL			9,362	0	3,600	5,762	0	0

APPROPRIATIONS:

PART I: BY ELEMENTS	MOF	PRIOR YR	FY 2011-12	FY 2012-13	REQUESTED		FUTURE YEARS	TOTAL PROJ COST
					FY 2013-14	FY 2014-15		
PLANS	*	0	0	0	0	0	0	0
LAND ACQUISITION	*	0	0	0	3,600	0	0	3,600
DESIGN	*	5,762	0	0	0	0	0	5,762
CONSTRUCTION	*	0	0	0	0	69,000	0	69,000
EQUIPMENT	*	0	0	0	0	0	0	0
TOTAL COST		5,762	0	0	3,600	69,000	0	78,362

PART II: BY MEANS OF FINANCE	MOF	PRIOR YR	FY 2011-12	FY 2012-13	REQUESTED		FUTURE YEARS	TOTAL PROJ COST
					FY 2013-14	FY 2014-15		
REVENUE BONDS	E	1,152	0	0	720	13,800	0	15,672
FEDERAL FUNDS	N	4,610	0	0	2,880	55,200	0	62,690
TOTAL COST		5,762	0	0	3,600	69,000	0	78,362

A. TOTAL SCOPE OF PROJECT:

Construct a new 2-lane highway, approximately 10 miles long, which would provide a direct connection between the Kihei-Makena area to Upcountry Maui.

B. IDENTIFICATION OF NEED AND EVALUATION OF EXISTING SOLUTION:

The project will provide a direct route between Kihei and Upcountry Maui areas, reducing traveling time and costs. Currently, the movement of goods and people between these two areas needs to go through the Kahului area via Pillani Highway, Mokulele Highway, Hana Highway and Haleakala Highway. This new roadway will also serve as an alternate route out of the Kihei-Makena areas in times of emergencies for evacuation.

C. ALTERNATIVES CONSIDERED AND IMPACT IF PROJECT IS DEFERRED:

Build: Eight (8) alignment alternatives were studied in detail.

No Build: This alternative is not expected to be a serious consideration.

If the project is deferred, there will be a permanent loss of time, money and energy due to the commuting between Kihei and Upcountry Maui.

D. DISCUSS WHAT IMPROVEMENTS WILL TAKE PLACE, WHEN PROJECT COMPLETED (INCLUDING BENEFITS TO BE DERIVED AND/OR DEFICIENCIES THIS PROJECT INTENDS TO CORRECT):

This project will construct a new roadway improving the highway system linkage for Maui, support economic development, address existing intersection capacity deficiencies, satisfy increased transportation demand, promote the National interest as expressed through legislative directive, and increase coastal evacuation capacity.

E. IMPACT UPON FUTURE OPERATING REQUIREMENTS (SHOW INITIAL AND ONGOING FUNDING REQUIREMENTS BY COST ELEMENT, INCLUDING POSITION COUNT, MEANS OF FINANCING, FISCAL YEAR):

Operating and maintenance costs for the island of Maui will increase due to the construction of this new highway.

F. ADDITIONAL INFORMATION:

This project is included in the Maui Long-Range Land Transportation Plan and the Statewide Transportation Improvement Program (STIP).

SENATE DISTRICT	PRIORITY NUMBER	ISLAND	REP DISTRICT	PROJECT SCOPE	ITEM NUMBER	EXPENDING AGENCY
01	49	3 - HAWAII	002	N - NEW PROJECT	88	TRN

PROJECT TITLE:

PUAINAKO ST WIDENING / REALIGNMENT, KANOELEHUA AVE TO KOMOHANA ST, HAWAII

PROJECT DESCRIPTION:

LAND ACQUISITION AND DESIGN FOR WIDENING AND REALIGNING PUAINAKO STREET FROM 2 TO 4 LANES FROM KANOELEHUA STREET TO KOMOHANA STREET. THIS PROJECT IS DEEMED NECESSARY TO QUALIFY FOR FEDERAL AID FINANCING AND/OR REIMBURSEMENT.

TOTAL ESTIMATED PROJECT COST (\$1,000'S):

PRIOR APPROPRIATIONS:

SLH YR	ACT	ITEM	TOTALS	PLANS	LAND ACQUISITION	DESIGN	CONSTRUCTION	EQUIPMENT
03	200	C-62	450	0	100	350	0	0
04	41	C-62	500	0	500	0	0	0
13	134	C-88	6,250	0	4,650	1,600	0	0
TOTAL			7,200	0	5,250	1,950	0	0

APPROPRIATIONS:

PART I: BY ELEMENTS	MOF	PRIOR YR	FY 2011-12	FY 2012-13	REQUESTED		FUTURE YEARS	TOTAL PROJ COST
					FY 2013-14	FY 2014-15		
PLANS	*	0	0	0	0	0	0	0
LAND ACQUISITION	*	600	0	0	4,650	500	0	5,750
DESIGN	*	350	0	0	1,600	0	0	1,950
CONSTRUCTION	*	0	0	0	0	0	0	0
EQUIPMENT	*	0	0	0	0	0	0	0
TOTAL COST		950	0	0	6,250	500	0	7,700

PART II: BY MEANS OF FINANCE	MOF	PRIOR YR	FY 2011-12	FY 2012-13	REQUESTED		FUTURE YEARS	TOTAL PROJ COST
					FY 2013-14	FY 2014-15		
REVENUE BONDS	E	550	0	0	1,250	100	0	1,900
FEDERAL FUNDS	N	400	0	0	5,000	400	0	5,800
TOTAL COST		950	0	0	6,250	500	0	7,700

A. TOTAL SCOPE OF PROJECT:

This project will widen Puainako Street from Kilauea Avenue to the vicinity of Kawili Street from 2 to 4 lanes and realign Puainako Street from the vicinity of Kawili Street to Komohana Street. Improvements will also include installing traffic signal systems, signs, pavement markings, highway lighting, guardrails, and sidewalks.

B. IDENTIFICATION OF NEED AND EVALUATION OF EXISTING SOLUTION:

Improvements to increase capacity and facilitate the movement of vehicles in this area are needed. The level of service during peak hours in lower Puainako is close to "F". Congestion will increase in the near future with planned developments along Puainako Street, such as the University of Hawaii Hilo-connected China Center and the Pacific Basin Agricultural Complex that are in the planning stages, generating additional traffic to the existing highway. The extension of Puainako Street is currently being constructed by the County and will tie in to the proposed realignment of Puainako Street.

C. ALTERNATIVES CONSIDERED AND IMPACT IF PROJECT IS DEFERRED:

Other alignments were considered; however, the improvements included in this project were the most feasible and minimized the taking of property. If the project is deferred, the public will be denied an efficient facility, capable of handling current and well as near-future developments. Congestion and delays along Puainako Street will increase.

D. DISCUSS WHAT IMPROVEMENTS WILL TAKE PLACE, WHEN PROJECT COMPLETED (INCLUDING BENEFITS TO BE DERIVED AND/OR DEFICIENCIES THIS PROJECT INTENDS TO CORRECT):

Improvements will be constructed to alleviate current and future congestion and improve movement through this area.

E. IMPACT UPON FUTURE OPERATING REQUIREMENTS (SHOW INITIAL AND ONGOING FUNDING REQUIREMENTS BY COST ELEMENT, INCLUDING POSITION COUNT, MEANS OF FINANCING, FISCAL YEAR):

Maintenance and operating costs will increase due to the added 3.2 miles of 12-foot wide asphalt pavement, PCC sidewalks, signals systems, highway lighting, and guardrails to maintain.

F. ADDITIONAL INFORMATION:

This project is included in the Hawaii Long Range Transportation Plan and is included in the Statewide Transportation Improvement Program (STIP).

SENATE DISTRICT	PRIORITY NUMBER	ISLAND	REP DISTRICT	PROJECT SCOPE	ITEM NUMBER	EXPENDING AGENCY
05	50	2 - MAUI	9	N - NEW PROJECT		TRN

PROJECT TITLE:

PUUNENE AVENUE IMPROVEMENTS, KAMEHAMEHA AVENUE TO KUIHELANI HIGHWAY, MAUI

PROJECT DESCRIPTION:

CONSTRUCTION FOR THE WIDENING OF PUUNENE AVENUE FROM KAMEHAMEHA AVENUE TO KUIHELANI HIGHWAY FROM TWO TO FOUR LANES, AND FOR THE INSTALLATION OF SAFETY IMPROVEMENTS. THIS PROJECT IS DEEMED NECESSARY TO QUALIFY FOR FEDERAL AID FINANCING AND/OR REIMBURSEMENT.

TOTAL ESTIMATED PROJECT COST (\$1,000'S):

PRIOR APPROPRIATIONS:

SLH YR	ACT	ITEM	TOTALS	PLANS	LAND ACQUISITION	DESIGN	CONSTRUCTION	EQUIPMENT
07	213	C-99	500	0	0	500	0	0
08	158	C-99	25	0	25	0	0	0
10	180	C-118	4,000	0	0	0	4,000	0
TOTAL			4,525	0	25	500	4,000	0

APPROPRIATIONS:

PART I: BY ELEMENTS	MOF	PRIOR YR	FY 2011-12	FY 2012-13	REQUESTED		FUTURE YEARS	TOTAL PROJ COST
					FY 2013-14	FY 2014-15		
PLANS	*	0	0	0	0	0	0	0
LAND ACQUISITION	*	25	0	0	0	0	0	25
DESIGN	*	500	0	0	0	0	0	500
CONSTRUCTION	*	4,000	0	0	0	10,000	0	14,000
EQUIPMENT	*	0	0	0	0	0	0	0
TOTAL COST		4,525	0	0	0	10,000	0	14,525

PART II: BY MEANS OF FINANCE	MOF	PRIOR YR	FY 2011-12	FY 2012-13	REQUESTED		FUTURE YEARS	TOTAL PROJ COST
					FY 2013-14	FY 2014-15		
REVENUE BONDS	E	905	0	0	0	2,000	0	2,905
FEDERAL FUNDS	N	3,620	0	0	0	8,000	0	11,620
TOTAL COST		4,525	0	0	0	10,000	0	14,525

A. TOTAL SCOPE OF PROJECT:

SCOPE OF DESIGN SERVICES TO INCLUDE:

WIDEN PUUNENE AVENUE BETWEEN WAKEA AVENUE AND KUIHELANI HIGHWAY FROM 2 TO 4 LANES, INCLUDING INTERSECTION & ROADWAY IMPROVEMENTS, DRAINAGE IMPROVEMENTS, SIDEWALKS, GUARDRAILS, AND SOUND BARRIER WALLS; INSTALL PAVEMENT MARKERS, OBJECT MARKERS, TRAFFIC SIGNS, INTERSECTION SIGNALS, AND HIGHWAY LIGHTING; ADJUST AND RELOCATE UTILITIES, AS NECESSARY. BICYCLE FACILITIES TO ALSO BE CONSIDERED FOR INCLUSION.

B. IDENTIFICATION OF NEED AND EVALUATION OF EXISTING SOLUTION:

Puunene Avenue is the main arterial between Kahului and South Maui. This project will increase highway capacity, accommodating both current and future traffic levels, and make it a safer facility for commuters and the community.

C. ALTERNATIVES CONSIDERED AND IMPACT IF PROJECT IS DEFERRED:

No build is not an acceptable alternative because of the current congestion and the anticipated growth in Maui. If the project is deferred, traffic congestion will worsen and travel time will increase.

D. DISCUSS WHAT IMPROVEMENTS WILL TAKE PLACE, WHEN PROJECT COMPLETED (INCLUDING BENEFITS TO BE DERIVED AND/OR DEFICIENCIES THIS PROJECT INTENDS TO CORRECT):

IMPROVE TRAFFIC OPERATION AND INCREASE CAPACITY IN THE PROJECT AREA BY WIDENING THE EXISTING TWO LANE URBAN PRINCIPAL ARTERIAL TO A FOUR LANE ROADWAY.

E. IMPACT UPON FUTURE OPERATING REQUIREMENTS (SHOW INITIAL AND ONGOING FUNDING REQUIREMENTS BY COST ELEMENT, INCLUDING POSITION COUNT, MEANS OF FINANCING, FISCAL YEAR):

Maintenance and operating costs will increase due to the additional lane miles.

F. ADDITIONAL INFORMATION:

This project is consistent with the Maui Long Range Transportation Plan and Statewide Transportation Improvement Program (STIP). Federal formula funds to be utilized.

SENATE DISTRICT	PRIORITY NUMBER	ISLAND	REP DISTRICT	PROJECT SCOPE	ITEM NUMBER	EXPENDING AGENCY
04	51	2 - MAUI	9	N - NEW PROJECT	107	TRN

PROJECT TITLE:

HANA HIGHWAY WIDENING, KAAHUMANU AVENUE TO HALEAKALA HIGHWAY, MAUI

PROJECT DESCRIPTION:

LAND ACQUISITION FOR THE WIDENING OF HANA HIGHWAY FROM KAAHUMANU AVENUE TO HALEAKALA HIGHWAY, FROM FOUR TO SIX LANES. THIS PROJECT IS DEEMED NECESSARY TO QUALIFY FOR FEDERAL AID FINANCING AND/OR REIMBURSEMENT.

TOTAL ESTIMATED PROJECT COST (\$1,000'S):

PRIOR APPROPRIATIONS:

SLH YR	ACT	ITEM	TOTALS	PLANS	LAND ACQUISITION	DESIGN	CONSTRUCTION	EQUIPMENT
07	213	C-98	1,200	0	0	1,200	0	0
08	158	C-98	100	0	100	0	0	0
13	134	C-107	19	0	19	0	0	0
TOTAL			1,319	0	119	1,200	0	0

APPROPRIATIONS:

PART I: BY ELEMENTS	MOF	PRIOR YR	FY 2011-12	FY 2012-13	REQUESTED		FUTURE YEARS	TOTAL PROJ COST	
					FY 2013-14	FY 2014-15			
PLANS	*	0	0	0	0	0	0	0	
LAND ACQUISITION	*	100	0	0	19	500	0	619	
DESIGN	*	1,200	0	0	0	0	0	1,200	
CONSTRUCTION	*	0	0	0	0	0	0	0	
EQUIPMENT	*	0	0	0	0	0	0	0	
TOTAL COST			1,300	0	0	19	500	0	1,819

PART II: BY MEANS OF FINANCE	MOF	PRIOR YR	FY 2011-12	FY 2012-13	REQUESTED		FUTURE YEARS	TOTAL PROJ COST	
					FY 2013-14	FY 2014-15			
REVENUE BONDS	E	260	0	0	4	100	0	364	
FEDERAL FUNDS	N	1,040	0	0	15	400	0	1,455	
TOTAL COST			1,300	0	0	19	500	0	1,819

A. TOTAL SCOPE OF PROJECT:

Hana Highway will be widened from four lanes to six lanes between Kaahumanu Avenue and Haleakala Highway.

B. IDENTIFICATION OF NEED AND EVALUATION OF EXISTING SOLUTION:

This section of Hana Highway is the main arterial highway from Kahului to Wailuku. This project will increase highway capacity, accommodating both current and future traffic levels and making it a safer facility for commuters and the community.

C. ALTERNATIVES CONSIDERED AND IMPACT IF PROJECT IS DEFERRED:

No build is not an acceptable alternative because of the current congestion and the anticipated growth in Maui. If the project is deferred, traffic congestion will worsen and travel time will increase.

D. DISCUSS WHAT IMPROVEMENTS WILL TAKE PLACE, WHEN PROJECT COMPLETED (INCLUDING BENEFITS TO BE DERIVED AND/OR DEFICIENCIES THIS PROJECT INTENDS TO CORRECT):

Widening of the highway will reduce congestion along the route.

E. IMPACT UPON FUTURE OPERATING REQUIREMENTS (SHOW INITIAL AND ONGOING FUNDING REQUIREMENTS BY COST ELEMENT, INCLUDING POSITION COUNT, MEANS OF FINANCING, FISCAL YEAR):

Maintenance and operating costs will increase due to the additional lane miles.

F. ADDITIONAL INFORMATION:

This project is consistent with the Maui Long Range Transportation Plan and Statewide Transportation Improvement Program (STIP). Federal formula funds to be utilized.

SENATE DISTRICT	PRIORITY NUMBER	ISLAND	REP DISTRICT	PROJECT SCOPE	ITEM NUMBER	EXPENDING AGENCY
15	52	1 - OAHU	000	N - NEW PROJECT		TRN

PROJECT TITLE:

SAND ISLAND ACCESS ROAD, TRUCK WEIGH STATION, OAHU

PROJECT DESCRIPTION:

DESIGN, LAND ACQUISITION, AND CONSTRUCTION OF A TRUCK WEIGH STATION ON SAND ISLAND ACCESS ROAD. THIS PROJECT IS DEEMED NECESSARY TO QUALIFY FOR FEDERAL AID FINANCING AND/OR REIMBURSEMENT.

TOTAL ESTIMATED PROJECT COST (\$1,000'S):

PRIOR APPROPRIATIONS:

SLH YR ACT	ITEM	TOTALS	PLANS	LAND ACQUISITION	DESIGN	CONSTRUCTION	EQUIPMENT
TOTAL		0	0	0	0	0	0

APPROPRIATIONS:

PART I: BY ELEMENTS	MOF	PRIOR YR	FY 2011-12	FY 2012-13	REQUESTED		FUTURE YEARS	TOTAL PROJ COST
					FY 2013-14	FY 2014-15		
PLANS	*	0	0	0	0	0	0	0
LAND ACQUISITION	*	0	0	0	0	200	0	200
DESIGN	*	0	0	0	0	50	0	50
CONSTRUCTION	*	0	0	0	0	4,500	0	4,500
EQUIPMENT	*	0	0	0	0	0	0	0
TOTAL COST		0	0	0	0	4,750	0	4,750

PART II: BY MEANS OF FINANCE	MOF	PRIOR YR	FY 2011-12	FY 2012-13	REQUESTED		FUTURE YEARS	TOTAL PROJ COST
					FY 2013-14	FY 2014-15		
REVENUE BONDS	E	0	0	0	0	950	0	950
FEDERAL FUNDS	N	0	0	0	0	3,800	0	3,800
TOTAL COST		0	0	0	0	4,750	0	4,750

A. TOTAL SCOPE OF PROJECT:

Construct and operate a truck weigh station to perform truck inspections and driver credential checks at the egress of the container terminal on Sand Island Access Road. The work includes auxiliary lanes to accommodate truck vehicles, traffic controls, truck weighing infrastructure and computer hardware/ software, operator kiosk/ office. The proposed truck weigh station will also require electricity, water, sewer and communication lines to operate.

B. IDENTIFICATION OF NEED AND EVALUATION OF EXISTING SOLUTION:

There is a need to improve the safety of large commercial truck vehicles and drivers on the roadway network in Hawaii and to protect Hawaii's infrastructure from further damage caused by overweight vehicles. Currently, there are not sufficient truck inspection facilities to enforce oversized and overweight large commercial truck vehicles on the state highway system. According to the Hawaii State Transportation Plan, the Highways Division State Highway Plan, the MAP-21 national goals and the Federal Highway Administration planning factor, safety is an important goal towards the operations and maintenance of the highway system. This goal of safety is also applied to large commercial truck vehicles and its operators to ensure a comprehensive and balanced approach is taken to all vehicles on the highway system. Additionally, the following federal requirements 23 USC 127 and 23 CFR 658 require Hawaii's highway system to provide for a safe and efficient roadway network to accommodate large commercial vehicles.

C. ALTERNATIVES CONSIDERED AND IMPACT IF PROJECT IS DEFERRED:

There are no other reasonable or feasible truck weigh station sites for the increased container truck operations; none on Sand Island Access Road or Auki Street.

Alternates included a no-build; however, if project is not implemented or is deferred, the operations and movement of oversized/overweight trucks on the roadway system will most likely negatively impact the safety of all roadway users, such as truckers, drivers of passenger vehicles, bicyclists and pedestrians. The lack of truck and operator inspections at this proposed truck weigh station may cause the Division to fall short of safety objectives set for commercial truck operations for the State Highway System. Additionally, the State would be unable to comply with the federal requirement, Federal Highways Administration Oversized and Overweight Vehicles, which would jeopardize the federal funds appropriated to Hawaii.

D. DISCUSS WHAT IMPROVEMENTS WILL TAKE PLACE, WHEN PROJECT COMPLETED (INCLUDING BENEFITS TO BE DERIVED AND/OR DEFICIENCIES THIS PROJECT INTENDS TO CORRECT):

A new weigh station will be available to perform truck inspections and driver credential checks at the egress of the container terminal on Sand Island Access Road. Benefits include improvement to truck inspection operations and the State motor carrier safety officer staff will be safer since there will be a permanent weigh station versus temporary weigh stations. Furthermore, the number of inspections (commercial vehicles and operators) will increase which will improve the effectiveness and efficiency of the operation leading to roadway safety.

E. IMPACT UPON FUTURE OPERATING REQUIREMENTS (SHOW INITIAL AND ONGOING FUNDING REQUIREMENTS BY COST ELEMENT, INCLUDING POSITION COUNT, MEANS OF FINANCING, FISCAL YEAR):

No other staff will be required. The general maintenance for the truck weigh station and the site (approximately one acre) will be funded with existing maintenance efforts, which is not expected to increase overall.

F. ADDITIONAL INFORMATION:

The State HRS 343 will be completed by the Harbors Division under the HRS 343 EIS Kapalama Container Terminal Expansion document. The design will be paid and completed by the Harbors Division; design will be reviewed and approved by Highways Division. The Highways Division will complete the NEPA CE. The Highways Division will be responsible for the construction.

SENATE DISTRICT	PRIORITY NUMBER	ISLAND	REP DISTRICT	PROJECT SCOPE	ITEM NUMBER	EXPENDING AGENCY
13	52.1	0 - STATEWIDE	026	I - RENOVATION PROJECT		TRN

PROJECT TITLE:

ALIIAIMOKU BUILDING IMPROVEMENTS, STATEWIDE

PROJECT DESCRIPTION:

DESIGN AND CONSTRUCTION FOR VARIOUS IMPROVEMENTS FOR THE DEPARTMENT OF TRANSPORTATION'S MAIN OFFICE BUILDING.

TOTAL ESTIMATED PROJECT COST (\$1,000'S):

PRIOR APPROPRIATIONS:

SLH	YR	ACT	ITEM	TOTALS	PLANS	LAND ACQUISITION	DESIGN	CONSTRUCTION	EQUIPMENT
12	106		C-116.02	1,800	0	0	200	1,600	0
			TOTAL	1,800	0	0	200	1,600	0

APPROPRIATIONS:

PART I: BY ELEMENTS	MOF	PRIOR YR	FY 2011-12	FY 2012-13	REQUESTED		FUTURE YEARS	TOTAL PROJ COST
					FY 2013-14	FY 2014-15		
PLANS	*	0	0	0	0	0	0	0
LAND ACQUISITION	*	0	0	0	0	0	0	0
DESIGN	*	0	0	200	0	25	0	225
CONSTRUCTION	*	0	0	1,600	0	600	0	2,200
EQUIPMENT	*	0	0	0	0	0	0	0
TOTAL COST		0	0	1,800	0	625	0	2,425

PART II: BY MEANS OF FINANCE	MOF	PRIOR YR	FY 2011-12	FY 2012-13	REQUESTED		FUTURE YEARS	TOTAL PROJ COST
					FY 2013-14	FY 2014-15		
REVENUE BONDS	E	0	0	1,800	0	625	0	2,425
TOTAL COST		0	0	1,800	0	625	0	2,425

A. TOTAL SCOPE OF PROJECT:

This project will install electrical upgrades & light retrofits, reroof & paint, and install a backflow preventor main for the Department of Transportation's Aliialmoku Building.

B. IDENTIFICATION OF NEED AND EVALUATION OF EXISTING SOLUTION:

Aliialmoku Hale has insufficient and unstable power which affects the computer equipment in the building. The electrical repairs are difficult to perform since most of the equipment was installed when the building was built in 1959. Retrofitting the lighting will allow DOT to save money by increasing the energy efficiency. The last roof repairs were done over 20 years ago and the last repainting also done more than 20 years ago, that is why the building currently leaks on every floor when it rains. Plumbing repairs are also needed as the building does not have a backflow preventor which is required by the building code. Additionally, the sewer line will need to be repaired as it backs up at least monthly.

C. ALTERNATIVES CONSIDERED AND IMPACT IF PROJECT IS DEFERRED:

If the electrical upgrades are not performed, the DOT will not be able to support IT equipment in the building without supplemental power systems (UPS). Without the roofing and painting, water damage will continue to occur with every rainy day. As for the plumbing, there is no alternate restroom facility for DOT to use. We would need to bring in port-a-potties in the back of the building.

D. DISCUSS WHAT IMPROVEMENTS WILL TAKE PLACE, WHEN PROJECT COMPLETED (INCLUDING BENEFITS TO BE DERIVED AND/OR DEFICIENCIES THIS PROJECT INTENDS TO CORRECT):

If the electrical upgrades are performed, the DOT will not have to invest in as many UPS systems for the building. As for the re-roofing and re-painting, the DOT will no longer have to vacuum out the water after rainy days and removes potential slip and fall accidents. The plumbing repairs will take care of the stench on the first two floors of the building as well as bringing the building up to code with the installation of the backflow preventor.

E. IMPACT UPON FUTURE OPERATING REQUIREMENTS (SHOW INITIAL AND ONGOING FUNDING REQUIREMENTS BY COST ELEMENT, INCLUDING POSITION COUNT, MEANS OF FINANCING, FISCAL YEAR):

This project should result in a decrease in operational expenditures for this facility.

F. ADDITIONAL INFORMATION:

SENATE DISTRICT	PRIORITY NUMBER	ISLAND	REP DISTRICT	PROJECT SCOPE	ITEM NUMBER	EXPENDING AGENCY
13	53	0 - STATEWIDE	026	I - RENOVATION PROJECT		TRN

PROJECT TITLE:

ALIIAIMOKU HALE, ELEVATOR MODERNIZATION, STATEWIDE

PROJECT DESCRIPTION:

DESIGN AND CONSTRUCTION FOR ELEVATOR RENOVATION AND/OR REPLACEMENT, AND OTHER RELATED TASKS.

TOTAL ESTIMATED PROJECT COST (\$1,000'S):

PRIOR APPROPRIATIONS:

SLH YR ACT	ITEM	TOTALS	PLANS	LAND ACQUISITION	DESIGN	CONSTRUCTION	EQUIPMENT
		0	0	0	0	0	0

APPROPRIATIONS:

PART I: BY ELEMENTS	MOF	PRIOR YR	FY 2011-12	FY 2012-13	REQUESTED		FUTURE YEARS	TOTAL PROJ COST
					FY 2013-14	FY 2014-15		
PLANS	*	0	0	0	0	0	0	0
LAND ACQUISITION	*	0	0	0	0	0	0	0
DESIGN	*	0	0	0	0	100	0	100
CONSTRUCTION	*	0	0	0	0	1,100	0	1,100
EQUIPMENT	*	0	0	0	0	0	0	0
TOTAL COST		0	0	0	0	1,200	0	1,200

PART II: BY MEANS OF FINANCE	MOF	PRIOR YR	FY 2011-12	FY 2012-13	REQUESTED		FUTURE YEARS	TOTAL PROJ COST
					FY 2013-14	FY 2014-15		
REVENUE BONDS	E	0	0	0	0	1,200	0	1,200
TOTAL COST		0	0	0	0	1,200	0	1,200

A. TOTAL SCOPE OF PROJECT:

Modernize the outdated elevators at Aliiimoku Hale.

B. IDENTIFICATION OF NEED AND EVALUATION OF EXISTING SOLUTION:

Although the elevator cabs have been upgraded in the 1970s to meet ADA standards of the time the machinery, equipment and electrical components have not been upgraded since the construction of the building in 1959. It is becoming more difficult to maintain the elevators because parts are no longer available and because there are fewer elevator technicians that are capable of repairing older equipment. Recently one of the two elevators was out of service for two months because the motor burned out. Since a replacement motor was not available, the original motor was rebuilt. After the rebuilt motor was installed the elevator still could not be put back into service for another week because the elevator technicians needed to locate someone who knew how to make adjustments to the outdated braking system. Administration and the main conference room for the Department of Transportation is located on the 5th floor. Accessibility to personnel and shared spaces are concerns as they service not only interdepartmental staff, but their business partners and associates, as well as the general public.

C. ALTERNATIVES CONSIDERED AND IMPACT IF PROJECT IS DEFERRED:

The "Do-Nothing" alternative, however, the elevators will continue to have problems and jeopardize the safety of the occupant of Aliiimoku Hale. There will be an increase in the risk of having both elevators out service.

D. DISCUSS WHAT IMPROVEMENTS WILL TAKE PLACE, WHEN PROJECT COMPLETED (INCLUDING BENEFITS TO BE DERIVED AND/OR DEFICIENCIES THIS PROJECT INTENDS TO CORRECT):

Elevators will be more reliable, providing staff and visitors with the means to get to their destination in a safer and more timely manner.

E. IMPACT UPON FUTURE OPERATING REQUIREMENTS (SHOW INITIAL AND ONGOING FUNDING REQUIREMENTS BY COST ELEMENT, INCLUDING POSITION COUNT, MEANS OF FINANCING, FISCAL YEAR):

Maintenance and operating costs will decrease.

F. ADDITIONAL INFORMATION:

SENATE DISTRICT	PRIORITY NUMBER	ISLAND	REP DISTRICT	PROJECT SCOPE	ITEM NUMBER	EXPENDING AGENCY
05	54	2 - MAUI	009	I - RENOVATION PROJECT		TRN

PROJECT TITLE:

KAHULUI BASEYARD IMPROVEMENTS, MAUI

PROJECT DESCRIPTION:

DESIGN FOR KAHULUI BASEYARD IMPROVEMENTS.

TOTAL ESTIMATED PROJECT COST (\$1,000'S):

PRIOR APPROPRIATIONS:

SLH YR	ACT	ITEM	TOTALS	PLANS	LAND ACQUISITION	DESIGN	CONSTRUCTION	EQUIPMENT
11	164	C-85	75	0	0	75	0	0
12	106	C-85	800	0	0	0	700	100
TOTAL			875	0	0	75	700	100

APPROPRIATIONS:

PART I: BY ELEMENTS	MOF	PRIOR YR	FY 2011-12	FY 2012-13	REQUESTED		FUTURE YEARS	TOTAL PROJ COST	
					FY 2013-14	FY 2014-15			
PLANS	*	0	0	0	0	0	0	0	
LAND ACQUISITION	*	0	0	0	0	0	0	0	
DESIGN	*	0	75	0	0	100	0	175	
CONSTRUCTION	*	0	0	700	0	0	0	700	
EQUIPMENT	*	0	0	100	0	0	0	100	
TOTAL COST			0	75	800	0	100	0	975

PART II: BY MEANS OF FINANCE	MOF	PRIOR YR	FY 2011-12	FY 2012-13	REQUESTED		FUTURE YEARS	TOTAL PROJ COST	
					FY 2013-14	FY 2014-15			
REVENUE BONDS	E	0	75	800	0	100	0	975	
TOTAL COST			0	75	800	0	100	0	975

A. TOTAL SCOPE OF PROJECT:

This project provides: photovoltaic and solar water heating systems to offset energy use, a two-bay extension to the existing equipment repair shop building into which will be built a drive through, covered, equipment wash rack engineered to have sufficient capacity and with required storm protection, additional covered parking areas to store equipment and materials out of the elements, a new fuel dispensing system to more accurately and securely control fuel dispensing, a new perimeter fence to ensure security, and the addition of storm water control features including paving an area that is currently unpaved. The project provides an additional 25,000 square feet of covered storage and work space.

B. IDENTIFICATION OF NEED AND EVALUATION OF EXISTING SOLUTION:

Maui District's Kahului base yard currently has a non-conforming vehicle wash rack. The rack is under size and lacks storm water protection. The baseyard also has insufficient covered storage to protect valuable equipment and materials from the elements. The existing fuel system is all manual and requires supervised pumping. The perimeter fence is well beyond its service life and requires replacement. There is no storm water collection or control features built into the baseyard. This project provides solutions to these problems and deficiencies. It will also provide sustainable energy features.

C. ALTERNATIVES CONSIDERED AND IMPACT IF PROJECT IS DEFERRED:

The no action alternative maintains the status quo. Equipment is stored in the elements with the resulting deterioration, the perimeter fence continues to deteriorate, storm water is insufficiently controlled, fuel dispensing is not secure enough and equipment is washed in an inadequate wash rack.

D. DISCUSS WHAT IMPROVEMENTS WILL TAKE PLACE, WHEN PROJECT COMPLETED (INCLUDING BENEFITS TO BE DERIVED AND/OR DEFICIENCIES THIS PROJECT INTENDS TO CORRECT):

This project will provide sustainable energy features, bring HWY-M into compliance with the forthcoming NPDES requirements, enhance baseyard security, provide proper storage facilities for greater equipment life, and fuel dispensing facilities for security and accountability purposes. Repair costs over the years will also be reduced.

E. IMPACT UPON FUTURE OPERATING REQUIREMENTS (SHOW INITIAL AND ONGOING FUNDING REQUIREMENTS BY COST ELEMENT, INCLUDING POSITION COUNT, MEANS OF FINANCING, FISCAL YEAR):

No negative impacts to operational costs are anticipated due to this project. There will be a reduction in operating and repair costs. No additional staff are needed. NPDES compliance will be achieved.

F. ADDITIONAL INFORMATION:

SENATE DISTRICT	PRIORITY NUMBER	ISLAND	REP DISTRICT	PROJECT SCOPE	ITEM NUMBER	EXPENDING AGENCY
20	55	1 - OAHU	042	O - OTHER	65	TRN

PROJECT TITLE:
 OAHU BIKEWAYS, OAHU

PROJECT DESCRIPTION:
 LAND ACQUISITION, DESIGN, AND CONSTRUCTION FOR A MULTI-USE PATH FROM THE VICINITY OF WAIPIO POINT ACCESS ROAD TO LUALUALEI NAVAL ROAD. THIS PROJECT IS DEEMED NECESSARY TO QUALIFY FOR FEDERAL AID FINANCING AND/OR REIMBURSEMENT.

TOTAL ESTIMATED PROJECT COST (\$1,000'S):

PRIOR APPROPRIATIONS:

SLH	YR	ACT	ITEM	TOTALS	PLANS	LAND ACQUISITION	DESIGN	CONSTRUCTION	EQUIPMENT
95	218		C-29	225	0	5	220	0	0
96	287		C-29	4,170	0	0	0	4,170	0
99	91		C-50	5,330	0	3,780	1,550	0	0
06	160		C-67	3,500	0	1,000	0	2,500	0
12	106		C-62.02	100	0	100	0	0	0
13	134		C-65	100	0	100	0	0	0
TOTAL				13,425	0	4,985	1,770	6,670	0

APPROPRIATIONS:

PART I: BY ELEMENTS	MOF	PRIOR YR	FY 2011-12	FY 2012-13	REQUESTED		FUTURE YEARS	TOTAL PROJ COST
					FY 2013-14	FY 2014-15		
PLANS	*	0	0	0	0	0	0	0
LAND ACQUISITION	*	4,785	0	100	100	2,832	0	7,817
DESIGN	*	1,770	0	0	0	2,500	0	4,270
CONSTRUCTION	*	6,670	0	0	0	6,500	0	13,170
EQUIPMENT	*	0	0	0	0	0	0	0
TOTAL COST		13,225	0	100	100	11,832	0	25,257

PART II: BY MEANS OF FINANCE	MOF	PRIOR YR	FY 2011-12	FY 2012-13	REQUESTED		FUTURE YEARS	TOTAL PROJ COST
					FY 2013-14	FY 2014-15		
REVENUE BONDS	E	2,715	0	20	20	2,366	0	5,121
FEDERAL FUNDS	N	10,510	0	80	80	9,466	0	20,136
TOTAL COST		13,225	0	100	100	11,832	0	25,257

A. TOTAL SCOPE OF PROJECT:

Construction of a 10-foot wide multi-use path along the old Oahu Railway & Land Company's right-of-way, including drainage structures, crossing structures and retaining walls.

B. IDENTIFICATION OF NEED AND EVALUATION OF EXISTING SOLUTION:

Currently there are several disconnected bikepaths at Westloch, along Fort Weaver Road, and near Pearl City and Alea. The only access to the Leeward Coast by bicycle is along the heavily traveled Farrington Highway. The Ewa and Kapolei areas have seen heavy increases in population with little support for infrastructure for bicyclists.

C. ALTERNATIVES CONSIDERED AND IMPACT IF PROJECT IS DEFERRED:

The "No-Build" alternative is not acceptable because if the multi-use path is not built, the State will forfeit ownership of the Oahu Railway & Land Company's right-of-way to the Federal Government. The opportunity to build a needed recreational and alternative transportation facility will be lost.

D. DISCUSS WHAT IMPROVEMENTS WILL TAKE PLACE, WHEN PROJECT COMPLETED (INCLUDING BENEFITS TO BE DERIVED AND/OR DEFICIENCIES THIS PROJECT INTENDS TO CORRECT):

After the multi-use path is constructed, the existing bikepaths will be connected into a continuous route serving the Pearl Harbor area to Luahalei. The path will provide a safe alternative to riding along Farrington Highway and serve as a recreational facility for the growing neighborhoods of Leeward Oahu.

E. IMPACT UPON FUTURE OPERATING REQUIREMENTS (SHOW INITIAL AND ONGOING FUNDING REQUIREMENTS BY COST ELEMENT, INCLUDING POSITION COUNT, MEANS OF FINANCING, FISCAL YEAR):

There will be an increase in maintenance and operating cost for the multi-use path, but will be offset by maintenance cost to cut the vegetation in that area.

F. ADDITIONAL INFORMATION:

This project is included in the Statewide Transportation Improvement Program (STIP) and is supported by the Hawaii Bicycle League.

The project is phased as follows:

Phase 1: Waipio Point Access Road to Hawaii Railroad Society Train Station.

Phase 2: Hawaii Railroad Society Train Station to Luahalei Naval Road.

SENATE DISTRICT	PRIORITY NUMBER	ISLAND	REP DISTRICT	PROJECT SCOPE	ITEM NUMBER	EXPENDING AGENCY
21	56	1 - OAHU	043	I - RENOVATION PROJECT	62.01	TRN

PROJECT TITLE:

FARRINGTON HIGHWAY IMPROVEMENTS BETWEEN HONOKAI HALE AND HAKIMO ROAD, OAHU

PROJECT DESCRIPTION:

DESIGN FOR IMPROVEMENTS ALONG FARRINGTON HIGHWAY FOR ALTERNATIVE CONGESTION RELIEF AND/OR SAFETY IMPROVEMENTS ALONG FARRINGTON HIGHWAY BETWEEN HONOKAI HALE AND HAKIMO ROAD. THIS PROJECT IS DEEMED NECESSARY TO QUALIFY FOR FEDERAL AID FINANCING AND/OR REIMBURSEMENT.

TOTAL ESTIMATED PROJECT COST (\$1,000'S):

PRIOR APPROPRIATIONS:

SLH YR	ACT	ITEM	TOTALS	PLANS	LAND ACQUISITION	DESIGN	CONSTRUCTION	EQUIPMENT
06	160	C-98.10	2,000	0	0	100	1,900	0
10	180	C-84	12,500	0	0	0	12,500	0
12	106	C-62.01	7,500	0	0	0	7,500	0
TOTAL			22,000	0	0	100	21,900	0

APPROPRIATIONS:

PART I: BY ELEMENTS	MOF	PRIOR YR	FY 2011-12	FY 2012-13	REQUESTED		FUTURE YEARS	TOTAL PROJ COST	
					FY 2013-14	FY 2014-15			
PLANS	*	0	0	0	0	0	0	0	
LAND ACQUISITION	*	0	0	0	0	0	0	0	
DESIGN	*	100	0	0	0	500	0	600	
CONSTRUCTION	*	14,400	0	7,500	0	0	0	21,900	
EQUIPMENT	*	0	0	0	0	0	0	0	
TOTAL COST			14,500	0	7,500	0	500	0	22,500

PART II: BY MEANS OF FINANCE	MOF	PRIOR YR	FY 2011-12	FY 2012-13	REQUESTED		FUTURE YEARS	TOTAL PROJ COST	
					FY 2013-14	FY 2014-15			
REVENUE BONDS	E	4,500	0	1,500	0	100	0	6,100	
FEDERAL FUNDS	N	10,000	0	6,000	0	400	0	16,400	
TOTAL COST			14,500	0	7,500	0	500	0	22,500

A. TOTAL SCOPE OF PROJECT:

Create an auxiliary lane for each intersection, reconstruct the roadway, and install signs, pavement markings, and striping.

B. IDENTIFICATION OF NEED AND EVALUATION OF EXISTING SOLUTION:

Existing left lane at each intersection in the Honolulu bound direction is being occupied by vehicles turning left into the cross streets, congesting the highway during peak hour traffic.

C. ALTERNATIVES CONSIDERED AND IMPACT IF PROJECT IS DEFERRED:

The "no-action" alternative was considered but deemed unacceptable because congestion will remain unresolved and is reducing the Level of Service of Farrington Highway townbound direction.

D. DISCUSS WHAT IMPROVEMENTS WILL TAKE PLACE, WHEN PROJECT COMPLETED (INCLUDING BENEFITS TO BE DERIVED AND/OR DEFICIENCIES THIS PROJECT INTENDS TO CORRECT):

The project provides auxiliary left turn lanes at each intersection to alleviate congestion in the through lanes.

E. IMPACT UPON FUTURE OPERATING REQUIREMENTS (SHOW INITIAL AND ONGOING FUNDING REQUIREMENTS BY COST ELEMENT, INCLUDING POSITION COUNT, MEANS OF FINANCING, FISCAL YEAR):

Traffic signal costs will increase slightly with construction of this project.

F. ADDITIONAL INFORMATION:

SENATE DISTRICT	PRIORITY NUMBER	ISLAND	REP DISTRICT	PROJECT SCOPE	ITEM NUMBER	EXPENDING AGENCY
16	57	0 - STATEWIDE	33	I - RENOVATION PROJECT		TRN

PROJECT TITLE:
 MOTOR CARRIER SAFETY AND HIGHWAY SAFETY OFFICE FACILITY, STATEWIDE

PROJECT DESCRIPTION:
 CONSTRUCTION TO RENOVATE AND REFURBISH EXISTING BUILDING STRUCTURES AND INSTALL MISCELLANEOUS SITE IMPROVEMENTS UNDER THE WAIMALU VIADUCT.

TOTAL ESTIMATED PROJECT COST (\$1,000'S):

PRIOR APPROPRIATIONS:

SLH YR	ACT	ITEM	TOTALS	PLANS	LAND ACQUISITION	DESIGN	CONSTRUCTION	EQUIPMENT
07	213	C-125	575	0	0	75	500	0
11	164	C-110	1,100	0	0	0	1,100	0
TOTAL			1,675	0	0	75	1,600	0

APPROPRIATIONS:

PART I: BY ELEMENTS	MOF	PRIOR YR	FY 2011-12	FY 2012-13	REQUESTED		FUTURE YEARS	TOTAL PROJ COST
					FY 2013-14	FY 2014-15		
PLANS	*	0	0	0	0	0	0	0
LAND ACQUISITION	*	0	0	0	0	0	0	0
DESIGN	*	75	0	0	0	0	0	75
CONSTRUCTION	*	500	1,100	0	0	1,100	0	2,700
EQUIPMENT	*	0	0	0	0	0	0	0
TOTAL COST		575	1,100	0	0	1,100	0	2,775

PART II: BY MEANS OF FINANCE	MOF	PRIOR YR	FY 2011-12	FY 2012-13	REQUESTED		FUTURE YEARS	TOTAL PROJ COST
					FY 2013-14	FY 2014-15		
SPECIAL FUND	B	575	0	0	0	0	0	575
REVENUE BONDS	E	0	1,100	0	0	1,100	0	2,200
TOTAL COST		575	1,100	0	0	1,100	0	2,775

A. TOTAL SCOPE OF PROJECT:

CONSTRUCTION FOR THE RENOVATION AND REFURBISHMENT OF EXISTING BUILDING STRUCTURES AND INSTALLATION OF SITE IMPROVEMENTS UNDERNEATH THE WAIMALU VIADUCT ON OAHU. THIS FACILITY WILL BE OCCUPIED BY THE MOTOR CARRIER SAFETY AND HIGHWAY SAFETY OFFICE (MVSO) PERSONNEL CURRENTLY LOCATED IN THE KAPOLEI STATE BUILDING AND IN THE DOT PUNCHBOWL BUILDING. ENERGY EFFICIENT FIXTURES TO BE INCORPORATED INTO THE FACILITY.

B. IDENTIFICATION OF NEED AND EVALUATION OF EXISTING SOLUTION:

THE SPLITTING OF MVSO'S PERSONNEL BETWEEN TWO OFFICES IS RESULTING IN OPERATIONAL INEFFICIENCY. IN ADDITION TO THIS, WITH MOST OF THE STAFF LOCATED IN KAPOLEI, THOUSANDS OF MAN-HOURS ARE LOST EACH YEAR DUE TO DRIVING TIME FROM KAPOLEI TO PUNCHBOWL OR TO OTHER FIELD LOCATIONS. MOVING TO A MORE CENTRALIZED LOCATION THAT IS CLOSER TO FIELD WORK AREAS WILL SAVE TRAVEL TIME AND WILL INCREASE THE OPERATIONAL EFFICIENCY OF THE MVSO OFFICE.

C. ALTERNATIVES CONSIDERED AND IMPACT IF PROJECT IS DEFERRED:

IF NO ACTION IS TAKEN, MAN-HOURS WILL CONTINUE TO BE LOST.

D. DISCUSS WHAT IMPROVEMENTS WILL TAKE PLACE, WHEN PROJECT COMPLETED (INCLUDING BENEFITS TO BE DERIVED AND/OR DEFICIENCIES THIS PROJECT INTENDS TO CORRECT):

RENOVATION AND REFURBISHMENT OF THE BUILDING FACILITIES WILL PROVIDE FOR A CENTRALIZED FACILITY THAT WILL BE ABLE TO ACCOMMODATE THE ENTIRE MVSO STAFF. THIS PROPOSED LOCATION WILL BE CLOSER TO FIELD WORK AREAS AND CLOSER TO THE DOT PUNCHBOWL HEADQUARTERS.

E. IMPACT UPON FUTURE OPERATING REQUIREMENTS (SHOW INITIAL AND ONGOING FUNDING REQUIREMENTS BY COST ELEMENT, INCLUDING POSITION COUNT, MEANS OF FINANCING, FISCAL YEAR):

THERE WILL BE AN INCREASE TO OPERATING COSTS FOR THIS NEW FACILITY.

F. ADDITIONAL INFORMATION:

THE WAIMALU COMMUNITY IS IN STRONG SUPPORT OF HAVING A STATE PRESENCE UNDER THE WAIMALU VIADUCT. A LACK OF PRESENCE HAS RESULTED IN VANDALISM, DRUG USE AND PROLIFERATION OF GRAFFITI IN THE AREA.

SENATE DISTRICT	PRIORITY NUMBER	ISLAND	REP DISTRICT	PROJECT SCOPE	ITEM NUMBER	EXPENDING AGENCY
22	58	1 - OAHU	045	A - ADDITION PROJECT	66	TRN

PROJECT TITLE:

KAMEHAMEHA HIGHWAY, HELEMANO-WAIALUA JUNCTION TO HALEIWA BEACH PARK, OAHU

PROJECT DESCRIPTION:

PLANS FOR ENHANCED WETLANDS IN THE VICINITY OF UKOA POND. THIS PROJECT IS DEEMED NECESSARY TO QUALIFY FOR FEDERAL AID FINANCING AND/OR REIMBURSEMENT.

TOTAL ESTIMATED PROJECT COST (\$1,000'S):

PRIOR APPROPRIATIONS:

SLH YR	ACT	ITEM	TOTALS	PLANS	LAND ACQUISITION	DESIGN	CONSTRUCTION	EQUIPMENT
99	91	C-48	2,935	0	435	0	2,500	0
13	134	C-66	825	825	0	0	0	0
TOTAL			3,760	825	435	0	2,500	0

APPROPRIATIONS:

PART I: BY ELEMENTS	MOF	PRIOR YR	FY 2011-12	FY 2012-13	REQUESTED		FUTURE YEARS	TOTAL PROJ COST
					FY 2013-14	FY 2014-15		
PLANS	*	0	0	0	825	4,675	0	5,500
LAND ACQUISITION	*	5,291	0	0	0	0	0	5,291
DESIGN	*	939	0	0	0	0	0	939
CONSTRUCTION	*	57,250	0	0	0	0	0	57,250
EQUIPMENT	*	0	0	0	0	0	0	0
TOTAL COST		63,480	0	0	825	4,675	0	68,980

PART II: BY MEANS OF FINANCE	MOF	PRIOR YR	FY 2011-12	FY 2012-13	REQUESTED		FUTURE YEARS	TOTAL PROJ COST
					FY 2013-14	FY 2014-15		
SPECIAL FUND	B	49,900	0	0	0	0	0	49,900
G.O. BONDS	C	5,865	0	0	0	0	0	5,865
REVENUE BONDS	E	935	0	0	165	935	0	2,035
FED. AID PRIMARY	K	4,780	0	0	0	0	0	4,780
FEDERAL FUNDS	N	2,000	0	0	660	3,740	0	6,400
TOTAL COST		63,480	0	0	825	4,675	0	68,980

A. TOTAL SCOPE OF PROJECT:

The project consists of enhancing wetlands near Ukoa Pond as mitigation for previous construction impacts and wetland banking for future use. Total enhancement area is 4 acres.

B. IDENTIFICATION OF NEED AND EVALUATION OF EXISTING SOLUTION:

This enhancement is required to fulfill the department's obligation to the U.S. Fish and Wildlife Service and Army Corps of Engineers to replace wetlands that were impacted by construction of the Haleiwa Bypass project.

C. ALTERNATIVES CONSIDERED AND IMPACT IF PROJECT IS DEFERRED:

No other available alternatives.

D. DISCUSS WHAT IMPROVEMENTS WILL TAKE PLACE, WHEN PROJECT COMPLETED (INCLUDING BENEFITS TO BE DERIVED AND/OR DEFICIENCIES THIS PROJECT INTENDS TO CORRECT):

The enhanced wetlands will provide a wildlife habitat for wetland birds and preserve the aesthetics of the area.

E. IMPACT UPON FUTURE OPERATING REQUIREMENTS (SHOW INITIAL AND ONGOING FUNDING REQUIREMENTS BY COST ELEMENT, INCLUDING POSITION COUNT, MEANS OF FINANCING, FISCAL YEAR):

There will be minimal maintenance costs after the wetlands are established.

F. ADDITIONAL INFORMATION:

SENATE DISTRICT	PRIORITY NUMBER	ISLAND	REP DISTRICT	PROJECT SCOPE	ITEM NUMBER	EXPENDING AGENCY
11	59	1 - OAHU	026	A - ADDITION PROJECT	67	TRN

PROJECT TITLE:

VINEYARD BOULEVARD IMPROVEMENTS AT LUSITANA ST., VICINITY OF QUEEN'S MEDICAL CENTER, OAHU

PROJECT DESCRIPTION:

CONSTRUCTION OF A RIGHT TURN LANE FROM LUSITANA STREET ONTO VINEYARD BOULEVARD TO PROVIDE EASTBOUND FREEWAY ACCESS FROM THE QUEEN'S MEDICAL CENTER. THIS PROJECT IS DEEMED NECESSARY TO QUALIFY FOR FEDERAL AID FINANCING AND/OR REIMBURSEMENT.

TOTAL ESTIMATED PROJECT COST (\$1,000'S):

PRIOR APPROPRIATIONS:

SLH YR	ACT	ITEM	TOTALS	PLANS	LAND ACQUISITION	DESIGN	CONSTRUCTION	EQUIPMENT
06	160	C-98.07	5,293	0	0	0	5,293	0
07	213	C-70	10,000	0	0	25	9,975	0
12	106	C-62.08	1,000	0	0	0	1,000	0
13	134	C-67	1,390	0	0	0	1,390	0
TOTAL			17,683	0	0	25	17,658	0

APPROPRIATIONS:

PART I: BY ELEMENTS	MOF	PRIOR YR	FY 2011-12	FY 2012-13	REQUESTED		FUTURE YEARS	TOTAL PROJ COST
					FY 2013-14	FY 2014-15		
PLANS	*	0	0	0	0	0	0	0
LAND ACQUISITION	*	0	0	0	0	0	0	0
DESIGN	*	25	0	0	0	0	0	25
CONSTRUCTION	*	15,268	0	1,000	1,390	10,201	0	27,859
EQUIPMENT	*	0	0	0	0	0	0	0
TOTAL COST		15,293	0	1,000	1,390	10,201	0	27,884

PART II: BY MEANS OF FINANCE	MOF	PRIOR YR	FY 2011-12	FY 2012-13	REQUESTED		FUTURE YEARS	TOTAL PROJ COST
					FY 2013-14	FY 2014-15		
FEDERAL FUNDS	N	1,294	0	0	1	1	0	1,296
PRIVATE CONTRIBUTIONS	R	13,999	0	1,000	1,389	10,200	0	26,588
TOTAL COST		15,293	0	1,000	1,390	10,201	0	27,884

A. TOTAL SCOPE OF PROJECT:

Design and construct a right turn lane from Lusitana Street onto Vineyard Boulevard to the H-1 Freeway to provide eastbound freeway access from Queen's Medical Center. Improvements will include the addition of a turning and storage lane, signage, lighting, striping, and curb ramps.

B. IDENTIFICATION OF NEED AND EVALUATION OF EXISTING SOLUTION:

The Queen's Medical Center is proposing to construct roadway improvements to mitigate potential traffic impacts projected in the Queen's Medical Center Master Plan.

C. ALTERNATIVES CONSIDERED AND IMPACT IF PROJECT IS DEFERRED:

The only other alternative considered was the "no action" alternative which was rejected due to its inability to meet the project's objectives: 1) improve traffic flow in the vicinity of the Queen's Medical Center and, 2) mitigate traffic impacts that may result from implementation of the Queen's 10-year Master Plan Facilities Development Plan.

D. DISCUSS WHAT IMPROVEMENTS WILL TAKE PLACE, WHEN PROJECT COMPLETED (INCLUDING BENEFITS TO BE DERIVED AND/OR DEFICIENCIES THIS PROJECT INTENDS TO CORRECT):

The improvements will provide an alternative route for motorists in the area to enter the H-1 freeway going eastbound. Eastbound traffic demand on Kinau Street and Ward Avenue On-ramp to the H-1 freeway should be reduced as a result of the project. The associated traffic friction between vehicles on the Kinau Off-ramp and vehicles merging from Lusitana Street heading to the Ward Avenue On-ramp should be alleviated.

E. IMPACT UPON FUTURE OPERATING REQUIREMENTS (SHOW INITIAL AND ONGOING FUNDING REQUIREMENTS BY COST ELEMENT, INCLUDING POSITION COUNT, MEANS OF FINANCING, FISCAL YEAR):

The proposed improvements will increase the Highways Division's overall maintenance costs slightly due to the additional pavement areas.

F. ADDITIONAL INFORMATION:

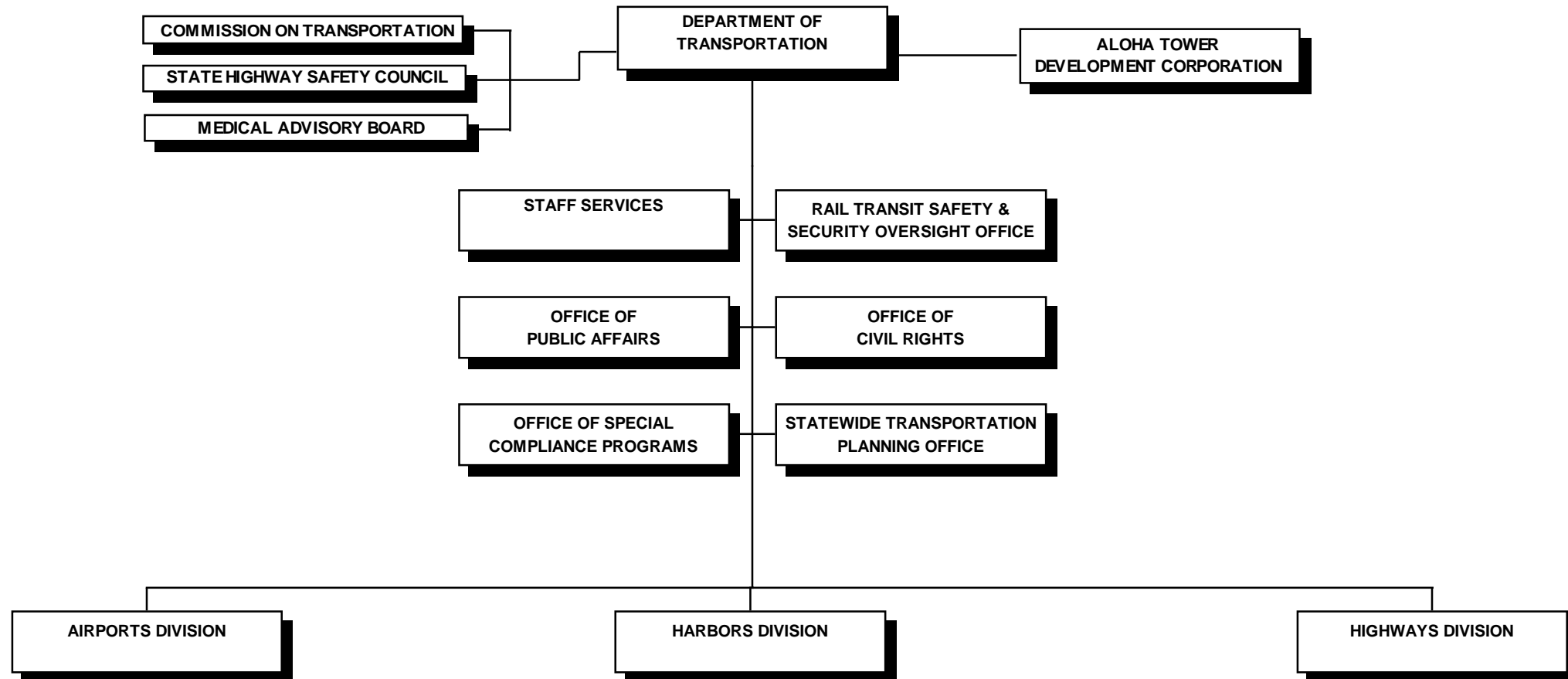
Local funding will be from private, non-State sources. Federal Earmark funds may also be used for the project.

*STATE OF HAWAII
DEPARTMENT OF TRANSPORTATION
ADMINISTRATION*

ORGANIZATION CHARTS

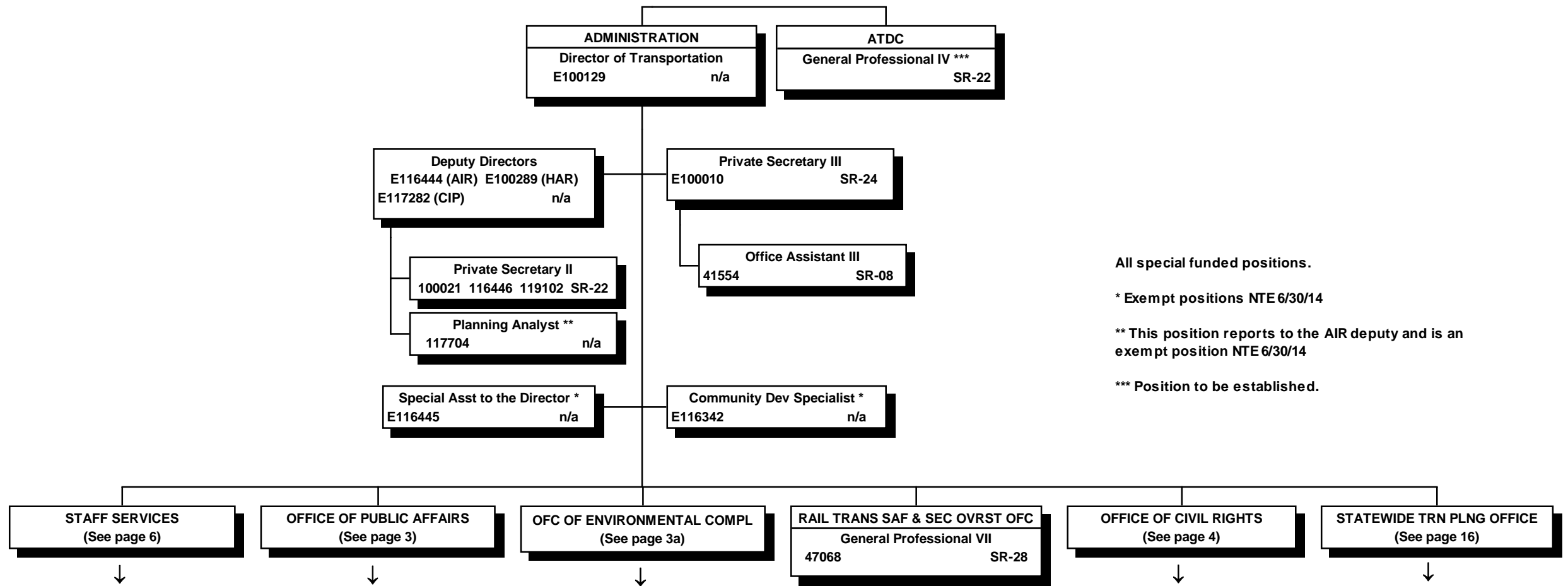
LEGISLATIVE UPDATE

STATE OF HAWAII
DEPARTMENT OF TRANSPORTATION
ORGANIZATION CHART



STATE OF HAWAII
DEPARTMENT OF TRANSPORTATION
ADMINISTRATION

POSITION ORGANIZATION CHART



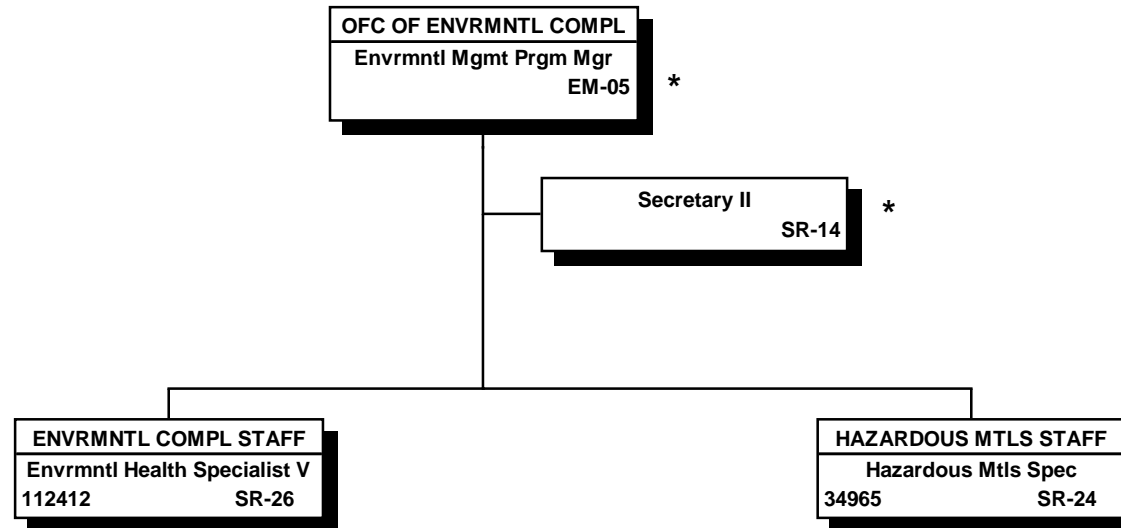
All special funded positions.

* Exempt positions NTE 6/30/14

** This position reports to the AIR deputy and is an exempt position NTE 6/30/14

*** Position to be established.

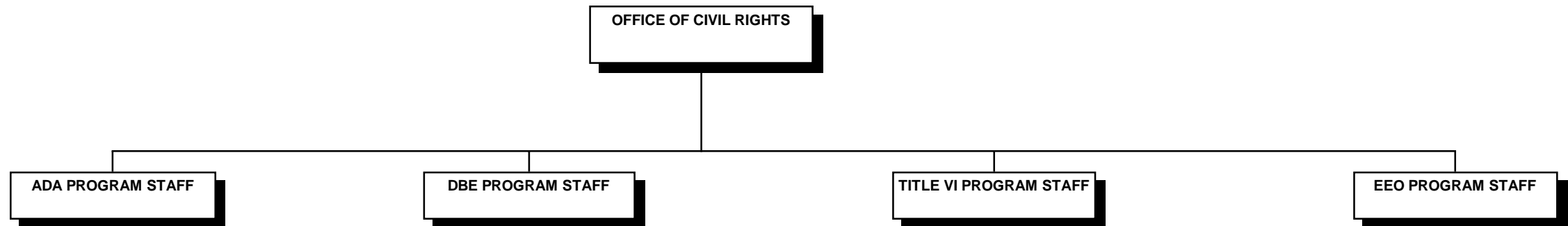
POSITION ORGANIZATION CHART



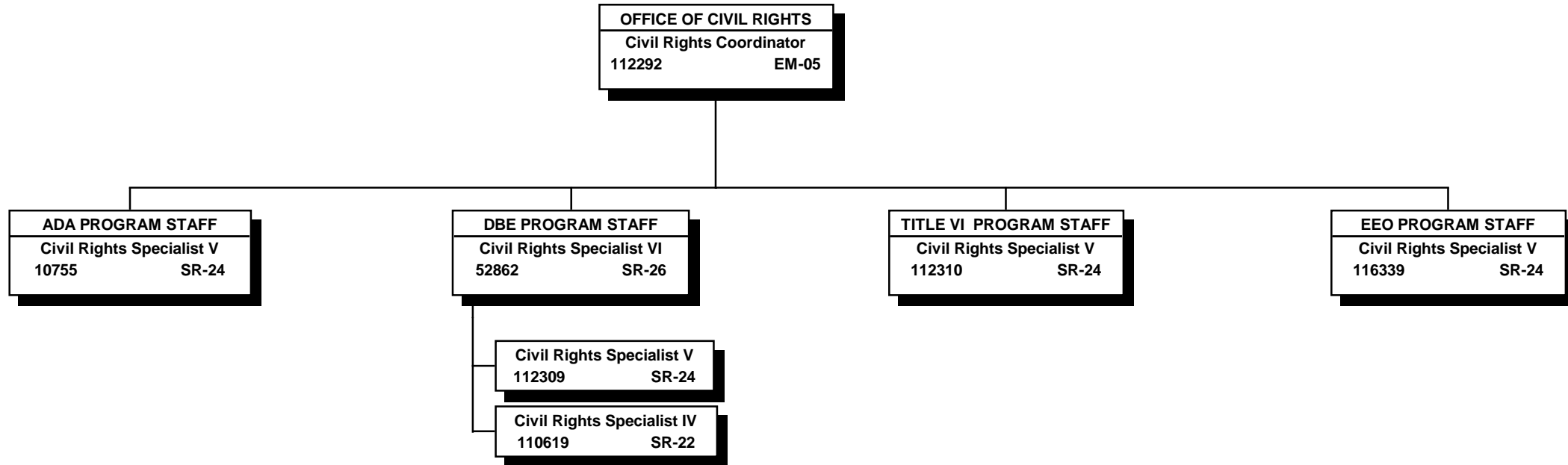
All special funded
positions

* Positions to be
established

STATE OF HAWAII
DEPARTMENT OF TRANSPORTATION
ADMINISTRATION
OFFICE OF CIVIL RIGHTS
ORGANIZATION CHART



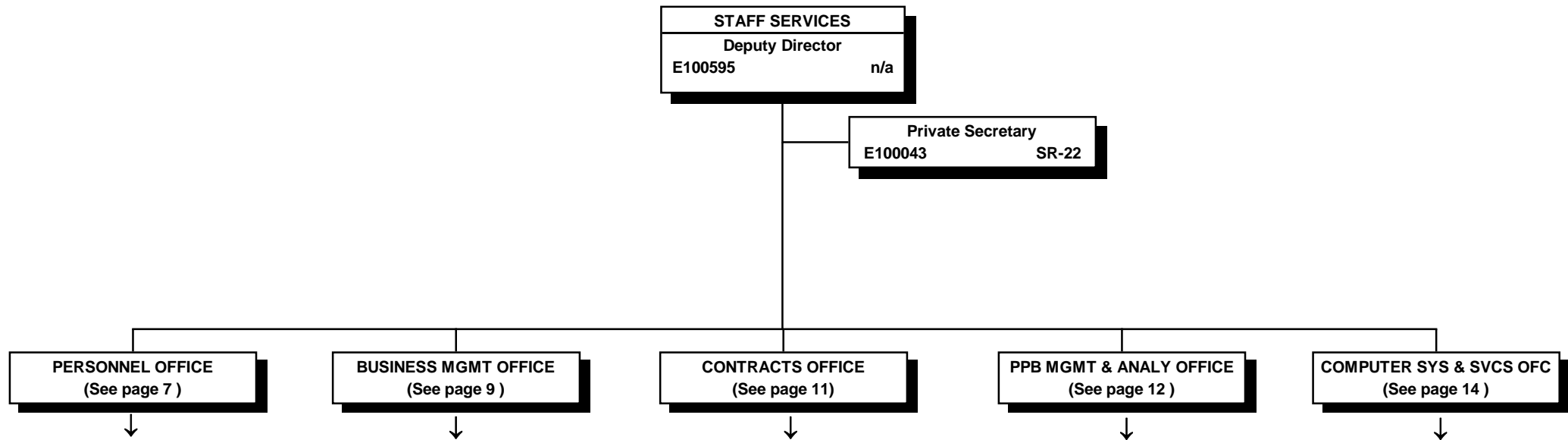
STATE OF HAWAII
 DEPARTMENT OF TRANSPORTATION
 ADMINISTRATION
 OFFICE OF CIVIL RIGHTS
 POSITION ORGANIZATION CHART



All special funded positions.

STATE OF HAWAII
DEPARTMENT OF TRANSPORTATION
ADMINISTRATION
STAFF SERVICES

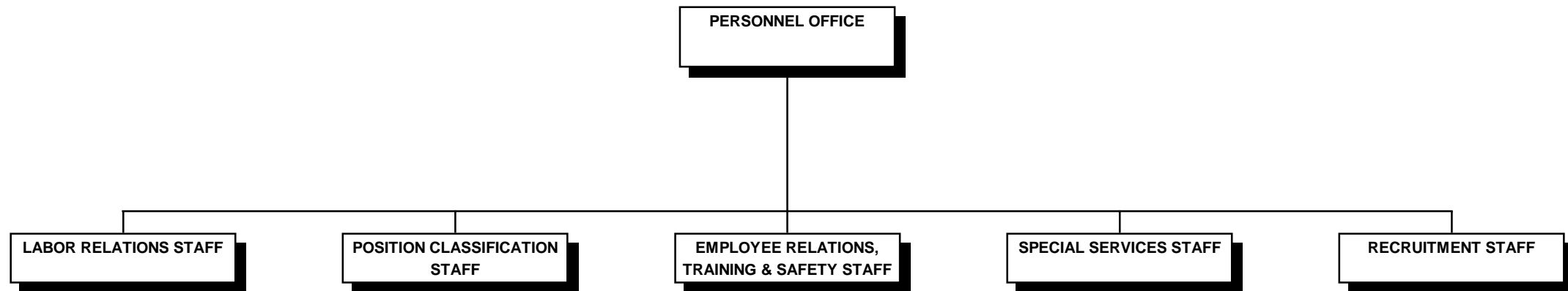
POSITION ORGANIZATION CHART



Special funded postions.

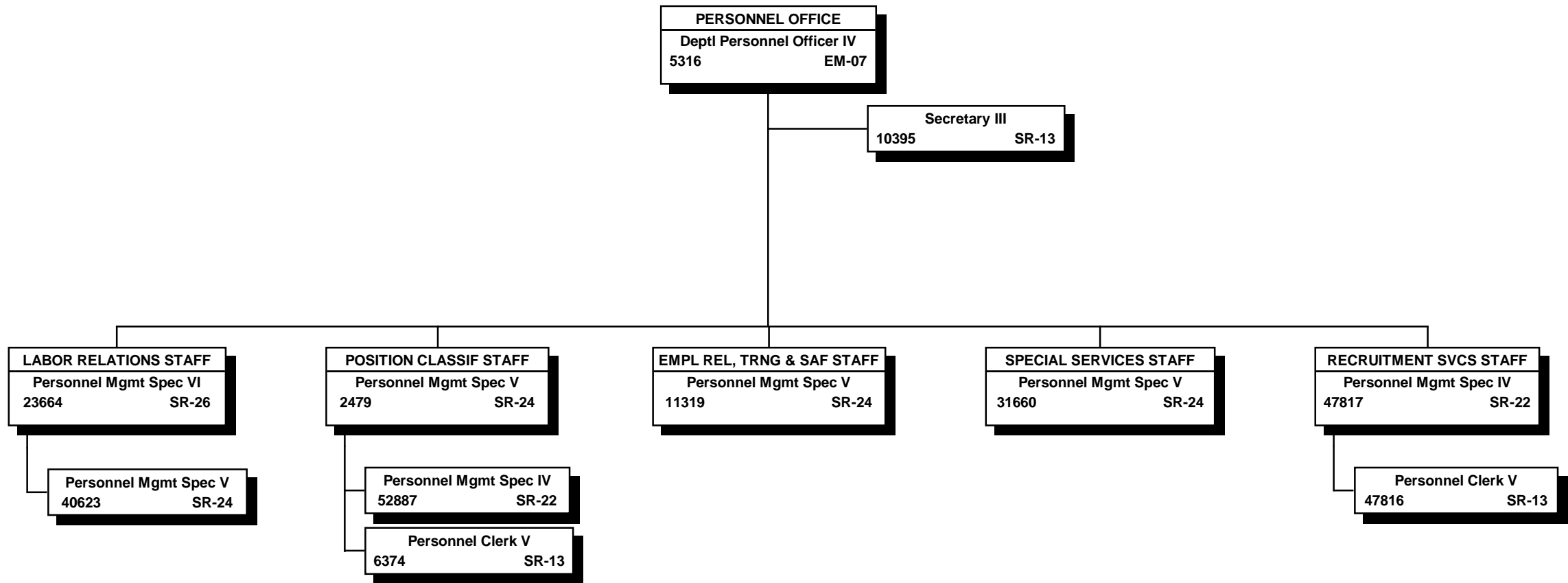
STATE OF HAWAII
DEPARTMENT OF TRANSPORTATION
ADMINISTRATION
STAFF SERVICES
PERSONNEL OFFICE

ORGANIZATION CHART



STATE OF HAWAII
 DEPARTMENT OF TRANSPORTATION
 ADMINISTRATION
 STAFF SERVICES
 PERSONNEL OFFICE

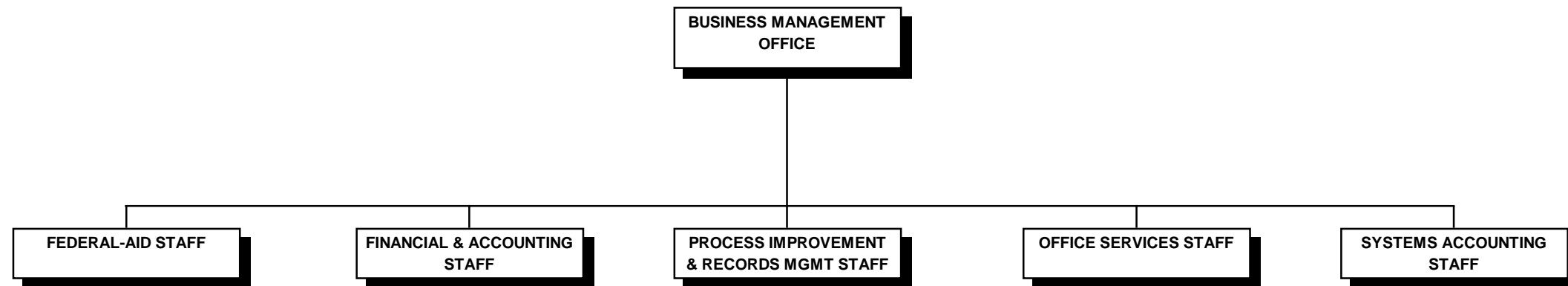
POSITION ORGANIZATION CHART



All special funded positions.

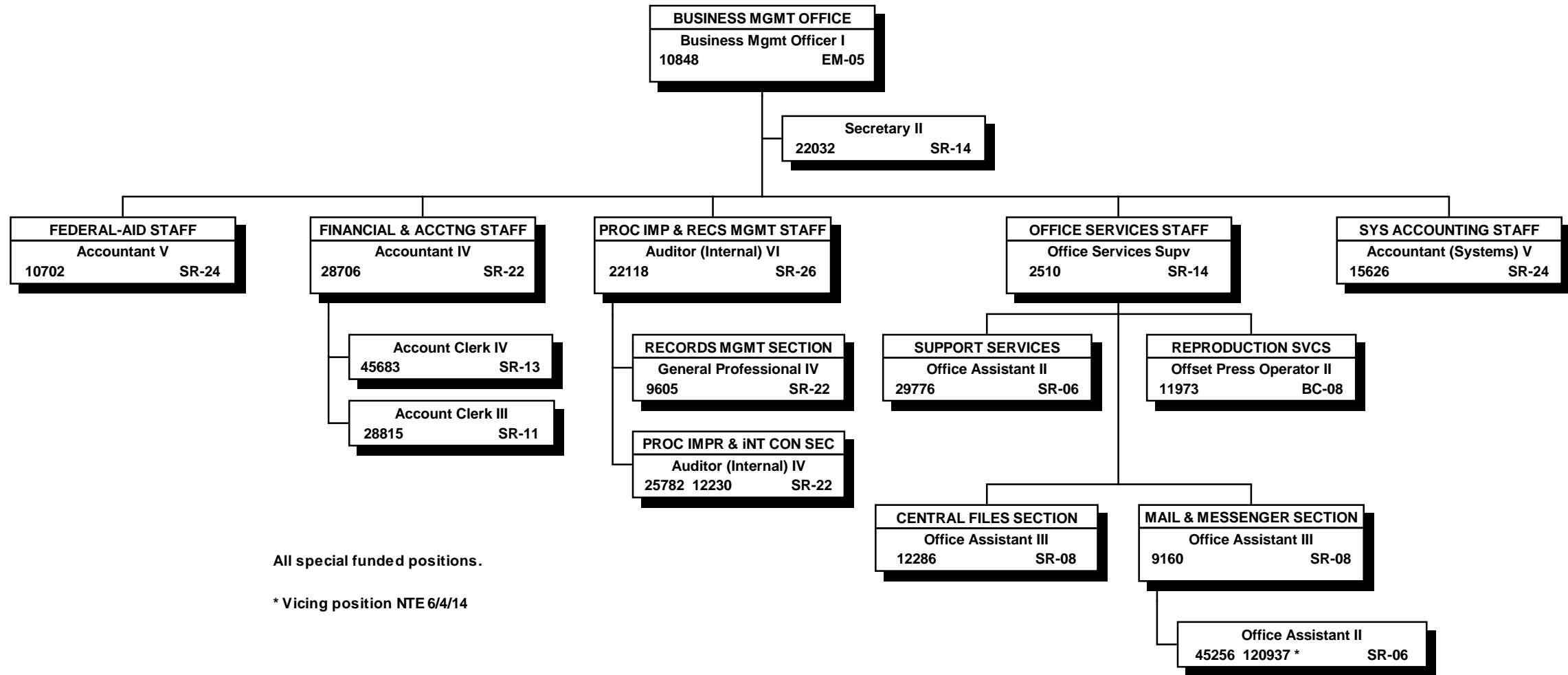
STATE OF HAWAII
DEPARTMENT OF TRANSPORTATION
ADMINISTRATION
STAFF SERVICES
BUSINESS MANAGEMENT OFFICE

ORGANIZATION CHART



STATE OF HAWAII
DEPARTMENT OF TRANSPORTATION
ADMINISTRATION
STAFF SERVICES
BUSINESS MANAGEMENT OFFICE

POSITION ORGANIZATION CHART




All special funded positions.

* Vicing position NTE 6/4/14

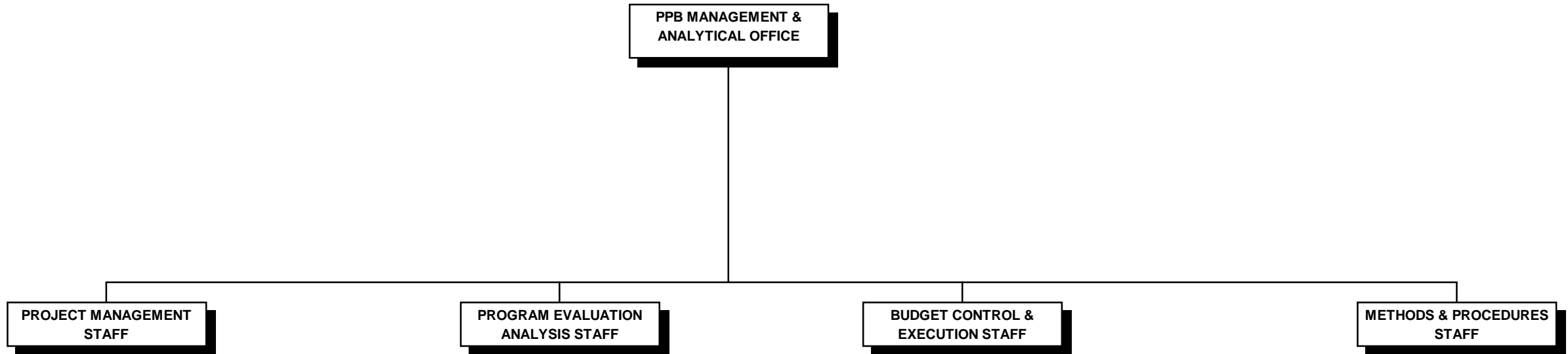
STATE OF HAWAII
DEPARTMENT OF TRANSPORTATION
ADMINISTRATION
STAFF SERVICES
CONTRACTS OFFICE

POSITION ORGANIZATION CHART



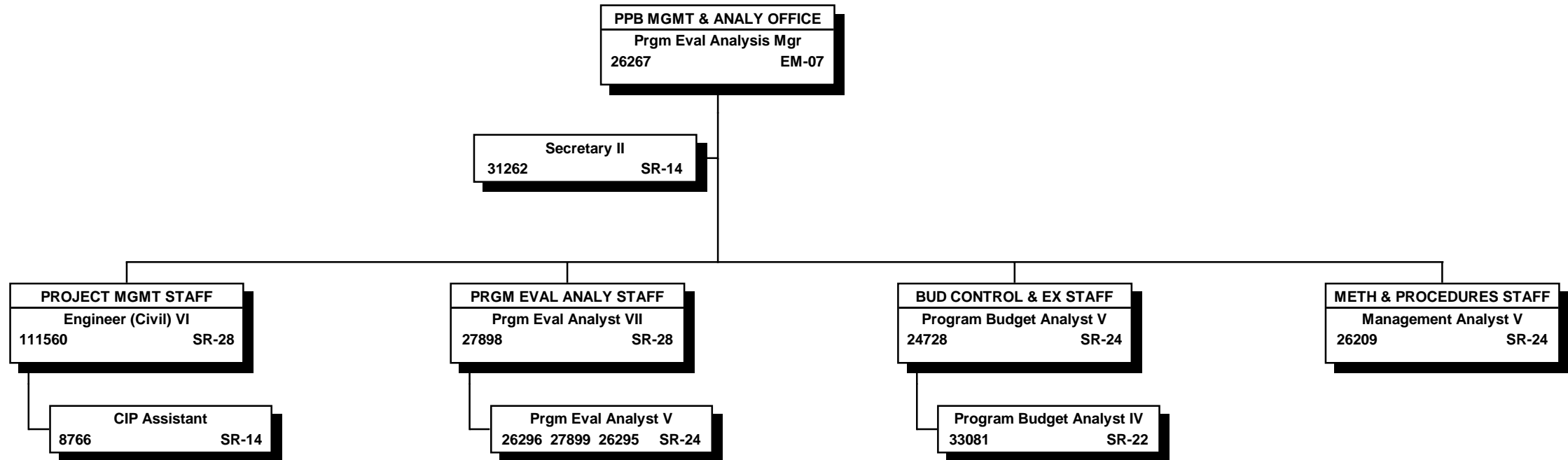
All special funded positions.

ORGANIZATION CHART



STATE OF HAWAII
DEPARTMENT OF TRANSPORTATION
ADMINISTRATION
STAFF SERVICES
PPB MANAGEMENT & ANALYTICAL OFFICE

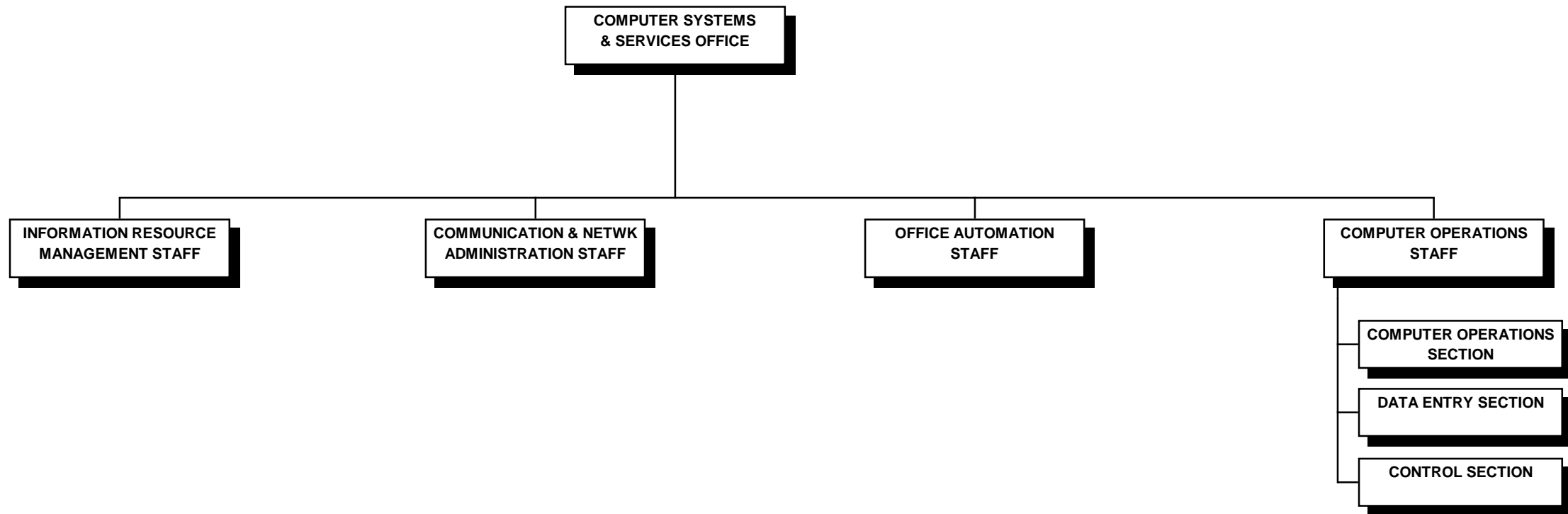
POSITION ORGANIZATION CHART



All special funded positions.

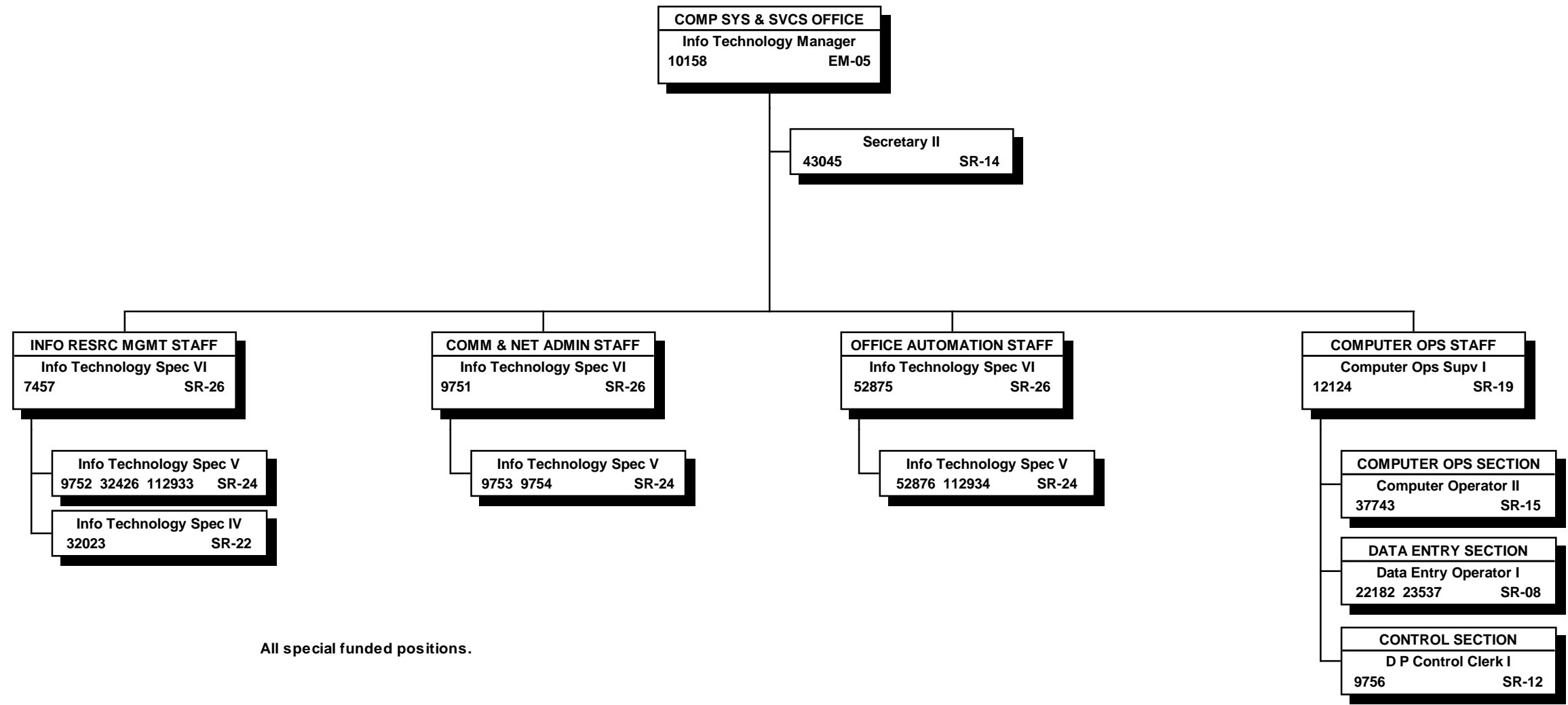
STATE OF HAWAII
DEPARTMENT OF TRANSPORTATION
ADMINISTRATION
STAFF SERVICES
COMPUTER SYSTEMS & SERVICES OFFICE

ORGANIZATION CHART



STATE OF HAWAII
 DEPARTMENT OF TRANSPORTATION
 ADMINISTRATION
 STAFF SERVICES
 COMPUTER SYSTEMS & SERVICES OFFICE

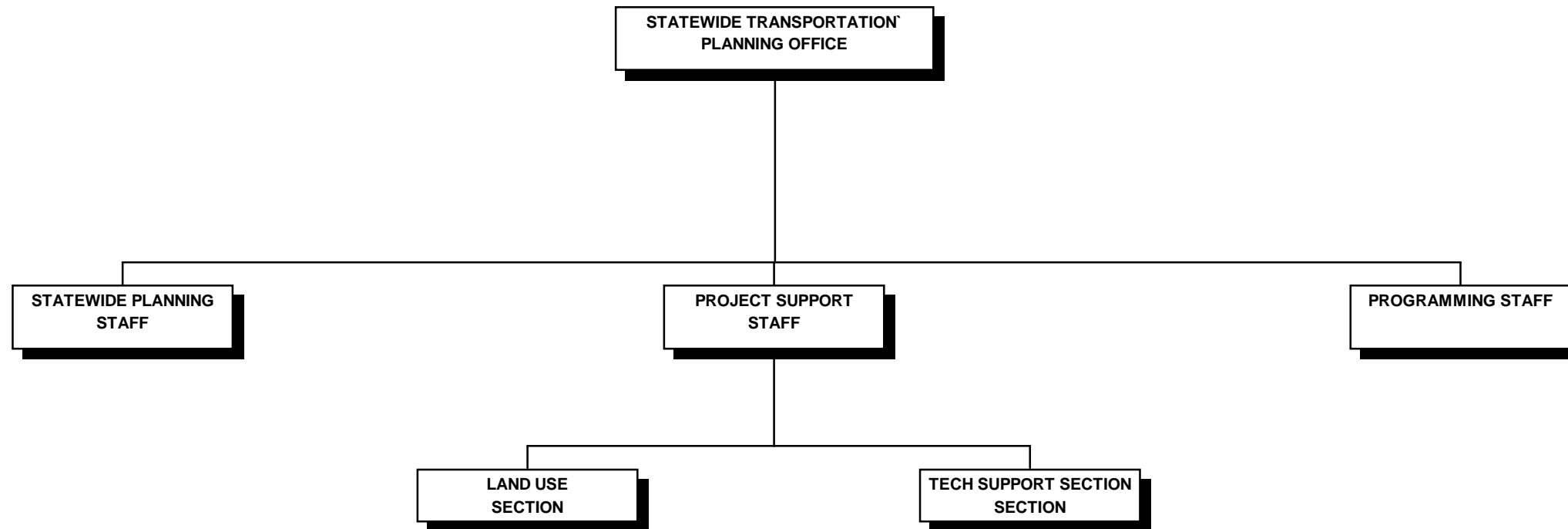
POSITION ORGANIZATION CHART



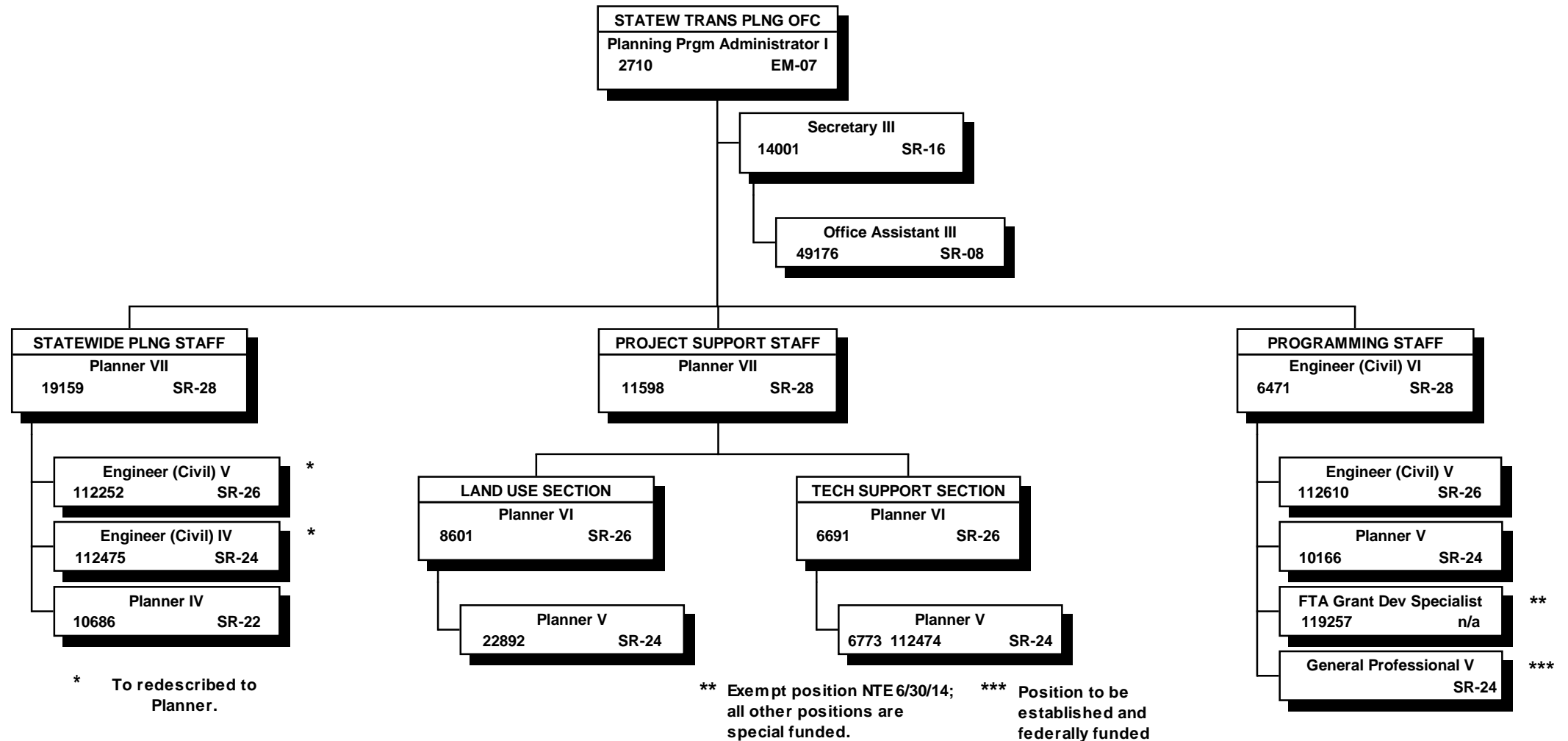
All special funded positions.

STATE OF HAWAII
DEPARTMENT OF TRANSPORTATION
ADMINISTRATION
STATEWIDE TRANSPORTATION PLANNING OFFICE

ORGANIZATION CHART



STATE OF HAWAII
 DEPARTMENT OF TRANSPORTATION
 ADMINISTRATION
 STATEWIDE TRANSPORTATION PLANNING OFFICE
 POSITION ORGANIZATION CHART



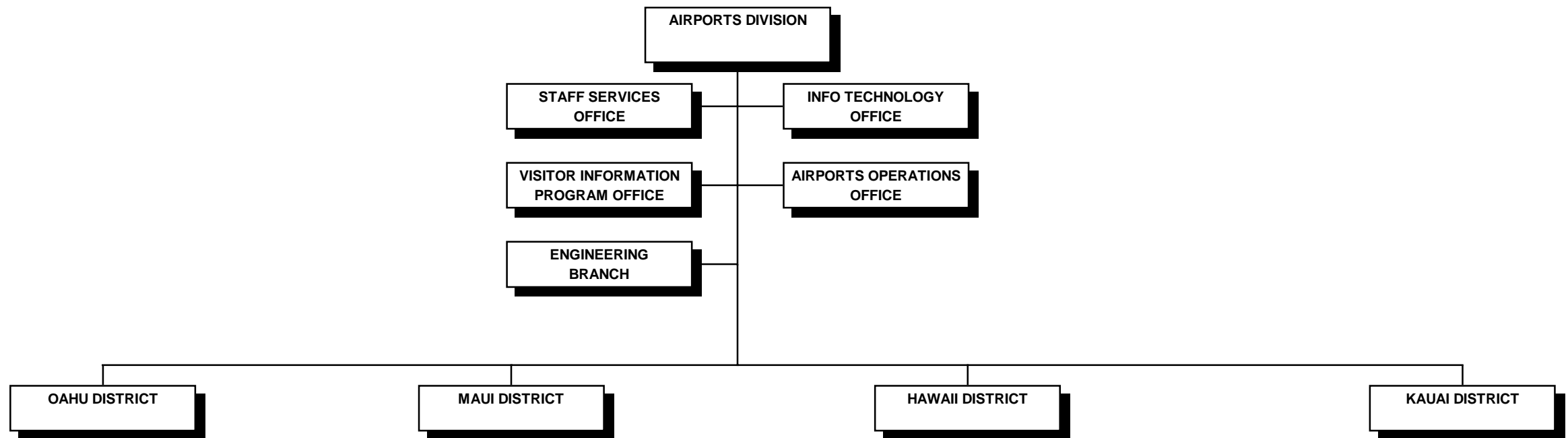
STATE OF HAWAII
DEPARTMENT OF TRANSPORTATION
AIRPORTS DIVISION

ORGANIZATION CHARTS

LEGISLATIVE UPDATE

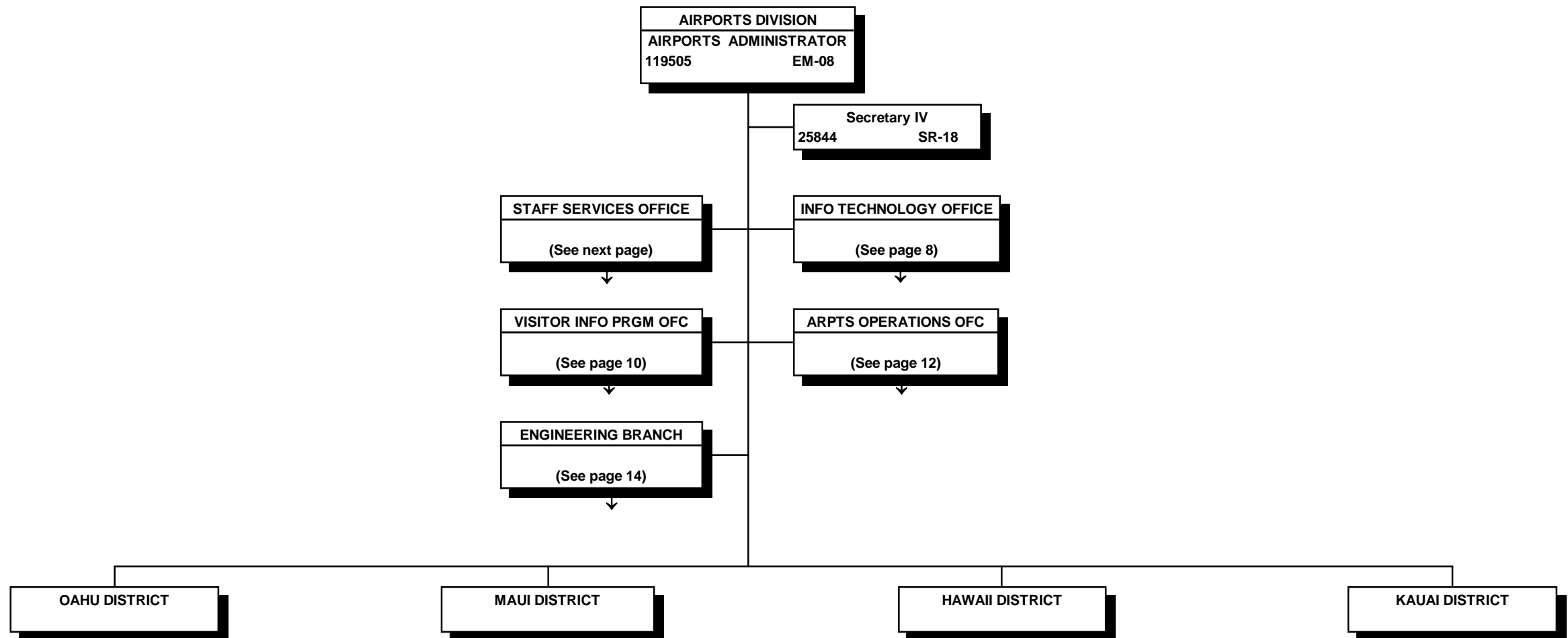
STATE OF HAWAII
DEPARTMENT OF TRANSPORTATION
AIRPORTS DIVISION

ORGANIZATION CHART



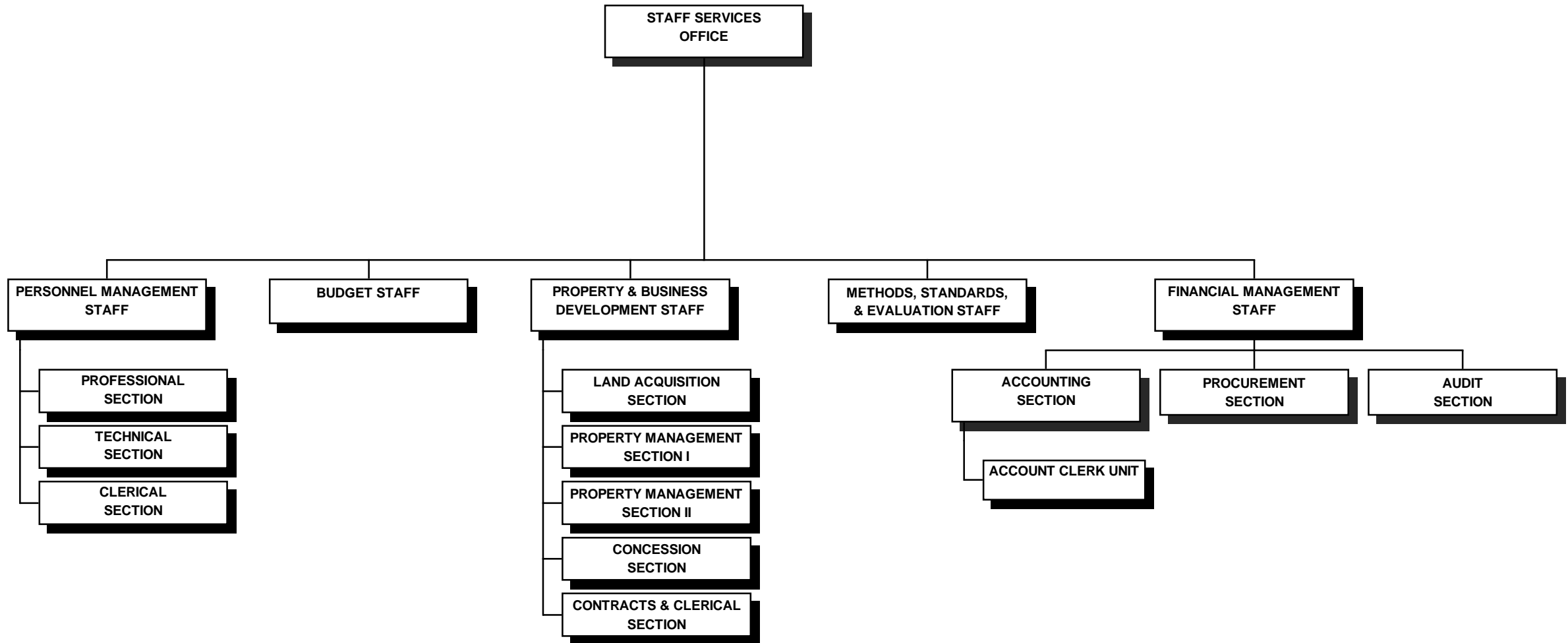
STATE OF HAWAII
DEPARTMENT OF TRANSPORTATION
AIRPORTS DIVISION

POSITION ORGANIZATION CHART

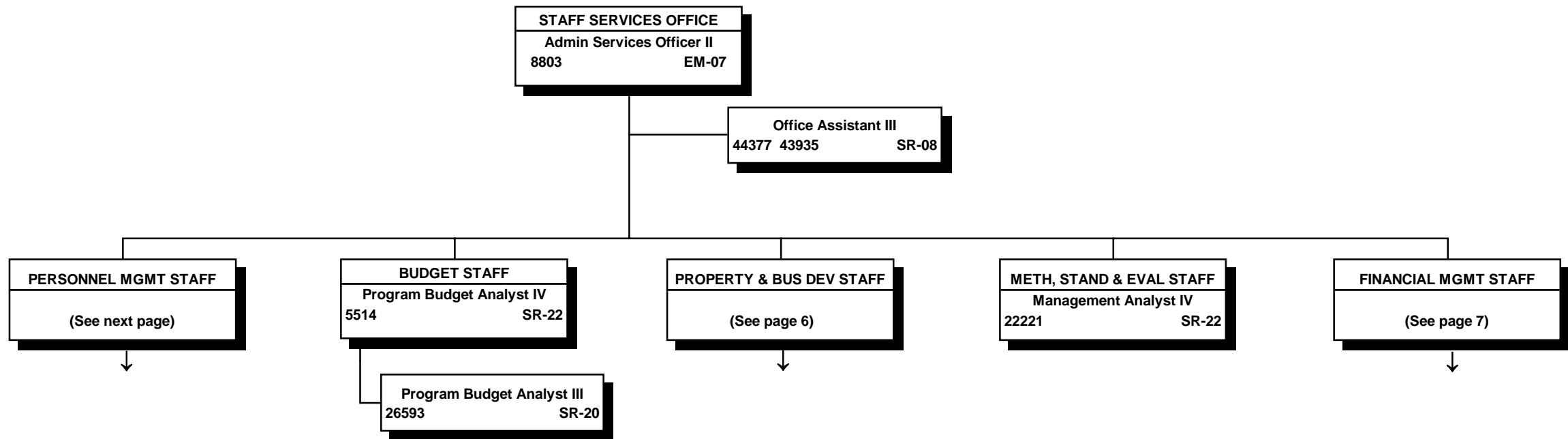


STATE OF HAWAII
DEPARTMENT OF TRANSPORTATION
AIRPORTS DIVISION
STAFF SERVICES OFFICE

ORGANIZATION CHART



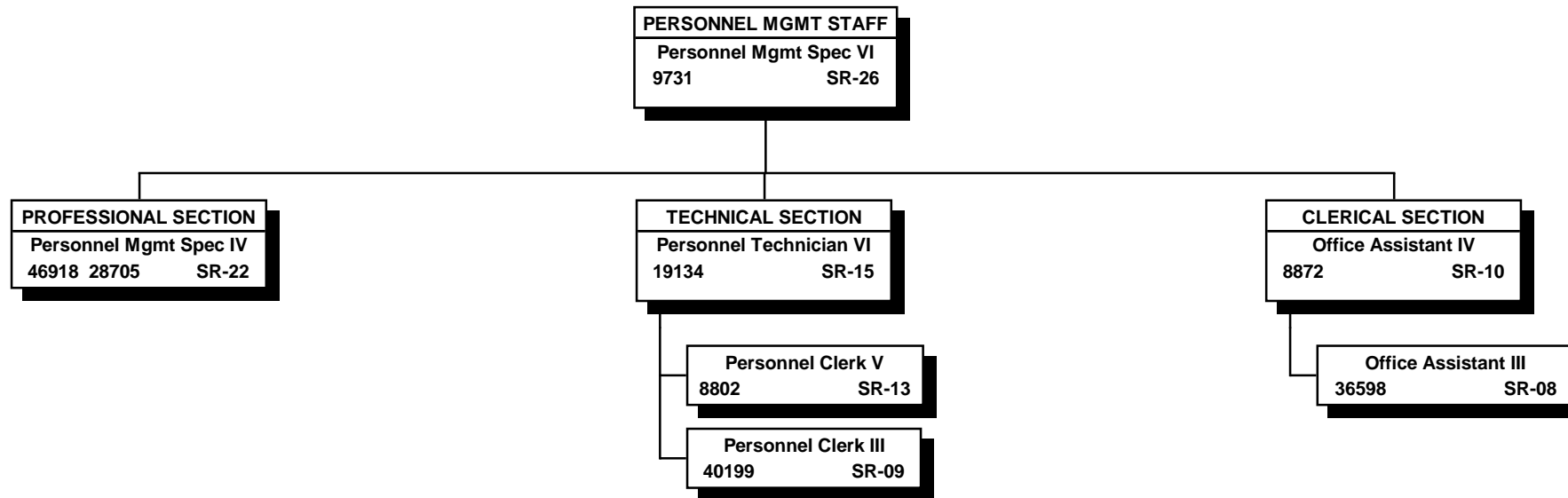
STATE OF HAWAII
 DEPARTMENT OF TRANSPORTATION
 AIRPORTS DIVISION
 STAFF SERVICES OFFICE
 POSITION ORGANIZATION CHART



All special funded positions.

STATE OF HAWAII
DEPARTMENT OF TRANSPORTATION
AIRPORTS DIVISION
STAFF SERVICES OFFICE
PERSONNEL MANAGEMENT STAFF

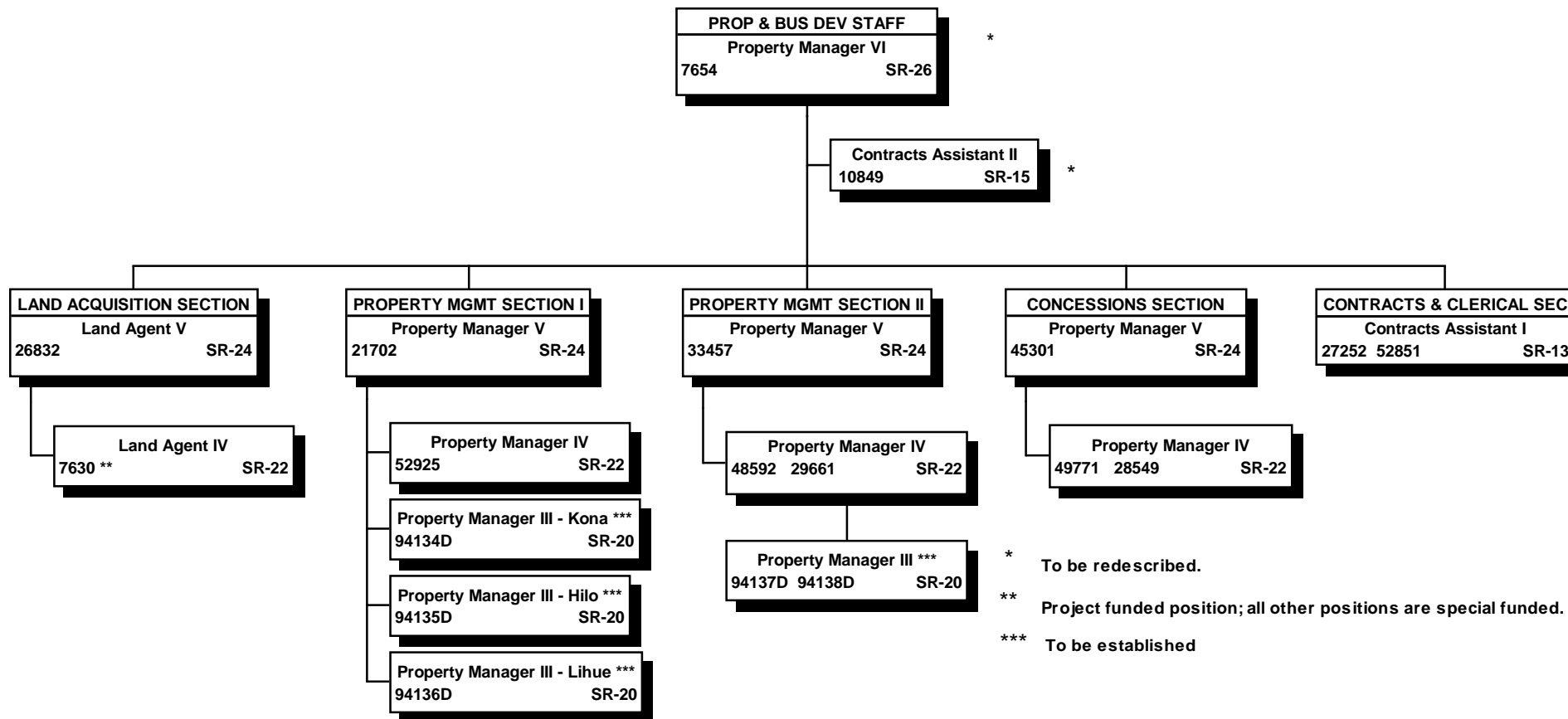
POSITION ORGANIZATION CHART



All special funded positions.

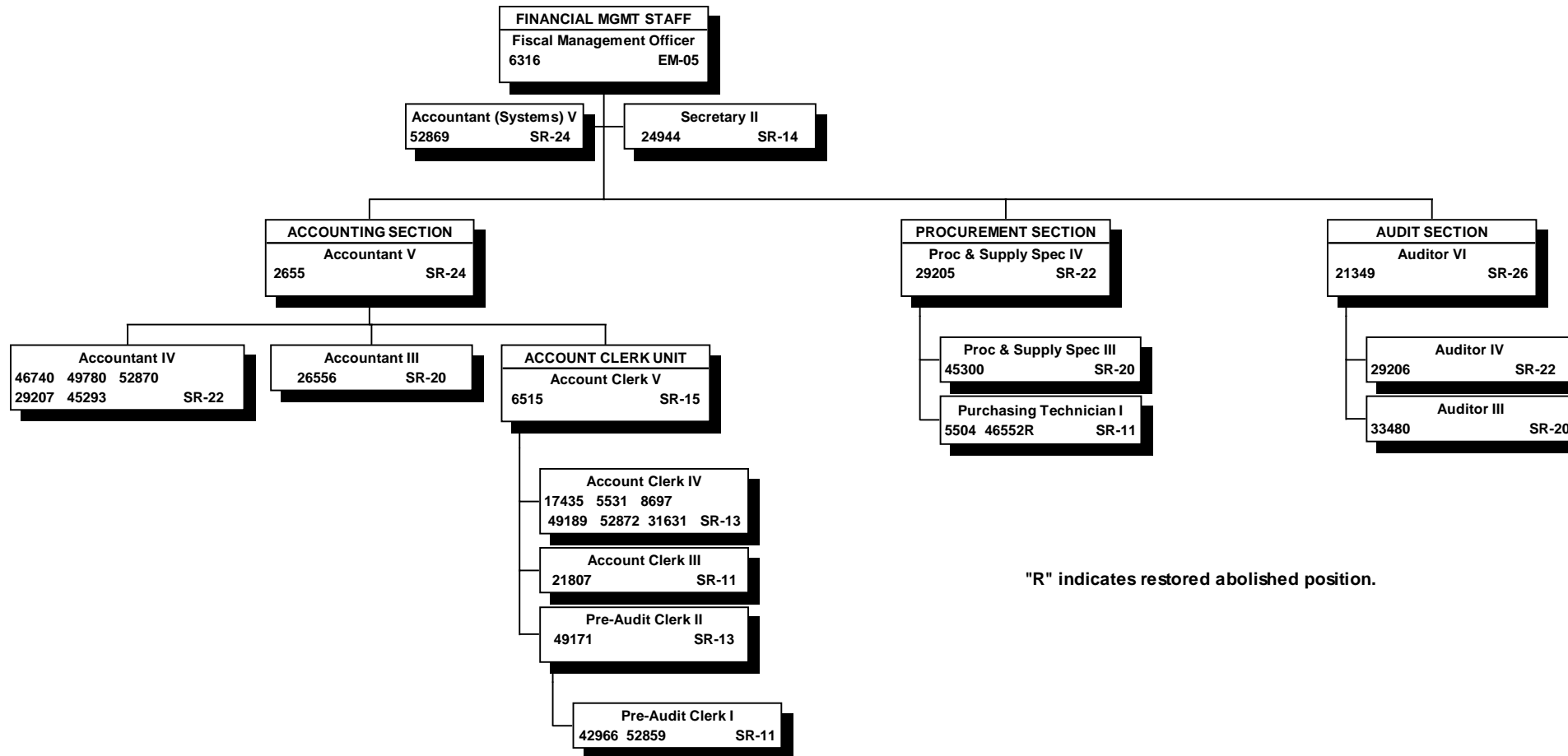
STATE OF HAWAII
DEPARTMENT OF TRANSPORTATION
AIRPORTS DIVISION
STAFF SERVICES OFFICE
PROPERTY & BUSINESS DEVELOPMENT STAFF

POSITION ORGANIZATION CHART



* To be redescribed.
** Project funded position; all other positions are special funded.
*** To be established

STATE OF HAWAII
 DEPARTMENT OF TRANSPORTATION
 AIRPORTS DIVISION
 STAFF SERVICES OFFICE
 FINANCIAL MANAGEMENT STAFF
 POSITION ORGANIZATION CHART

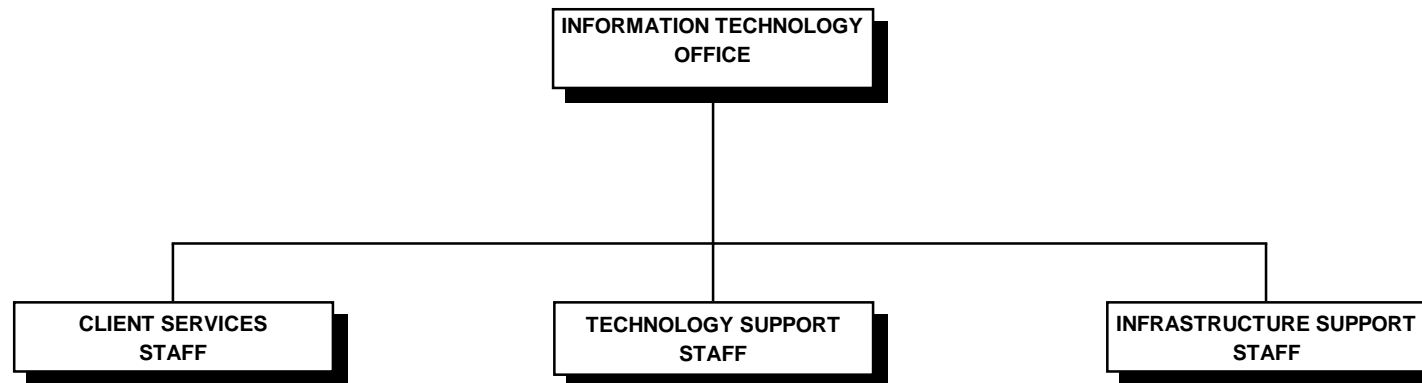


"R" indicates restored abolished position.

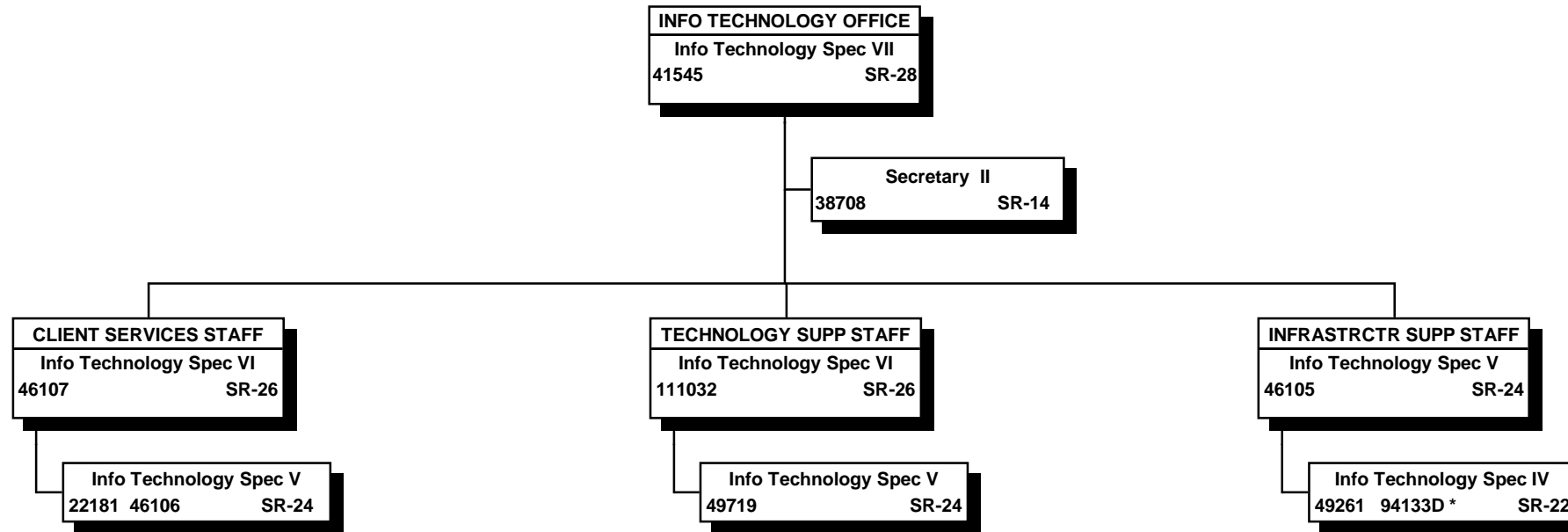
All special funded positions.

STATE OF HAWAII
DEPARTMENT OF TRANSPORTATION
AIRPORTS DIVISION
INFORMATION TECHNOLOGY OFFICE

ORGANIZATION CHART



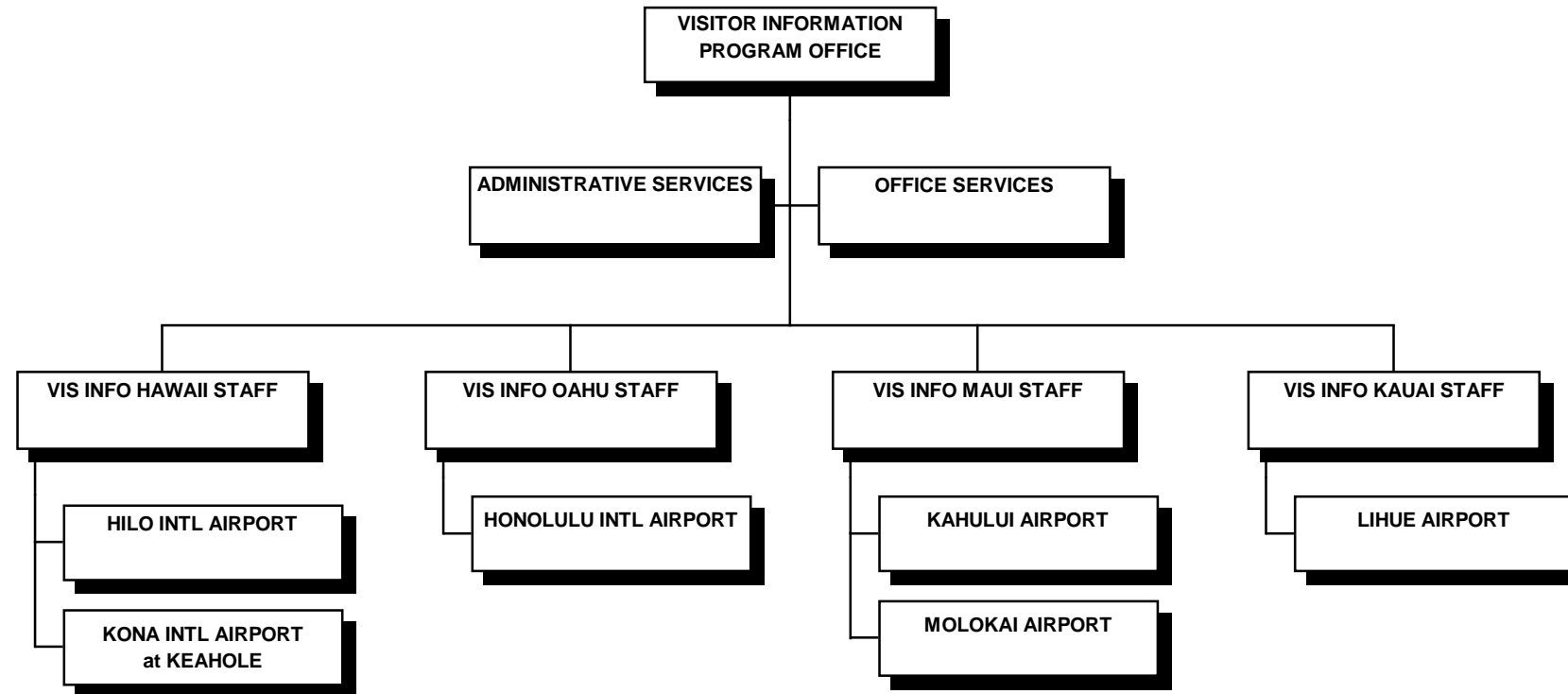
STATE OF HAWAII
 DEPARTMENT OF TRANSPORTATION
 AIRPORTS DIVISION
 INFORMATION TECHNOLOGY OFFICE
 POSITION ORGANIZATION CHART

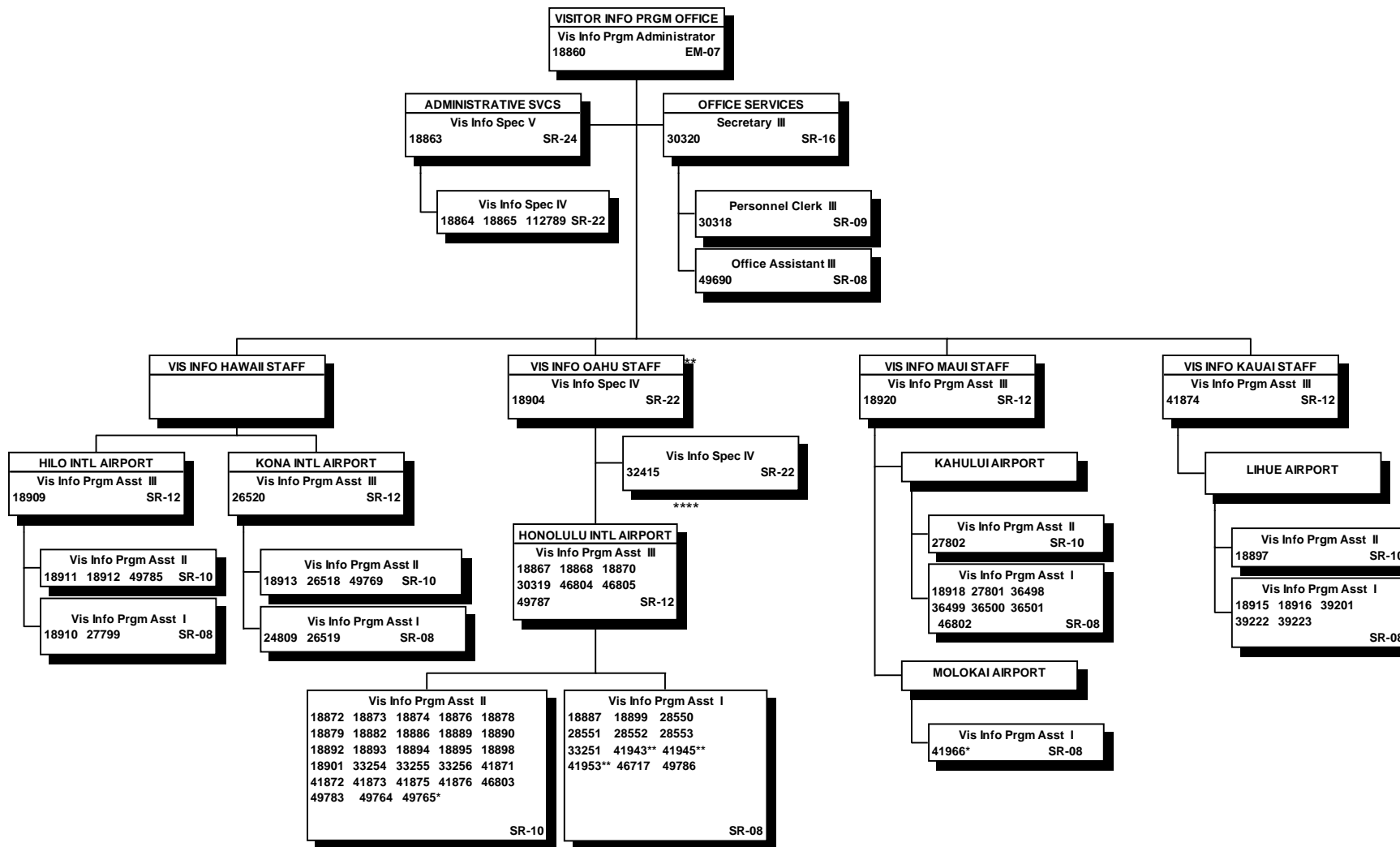


All special funded positions.

* To be established

STATE OF HAWAII
DEPARTMENT OF TRANSPORTATION
AIRPORTS DIVISION
VISITOR INFORMATION PROGRAM OFFICE
ORGANIZATION CHART



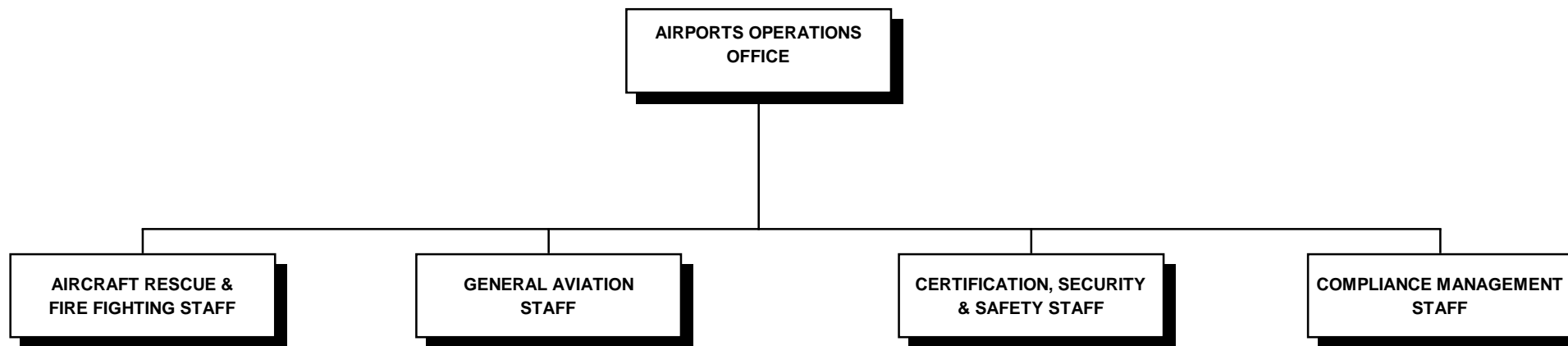


* 1/2--time positions
 ** 3/4--time positions
 *** To be redescribed.
 **** This segment operates on a rotating shift basis.
 Shift assignments are made in accordance with
 union contracts, seniority and operational needs.

All special funded positions.

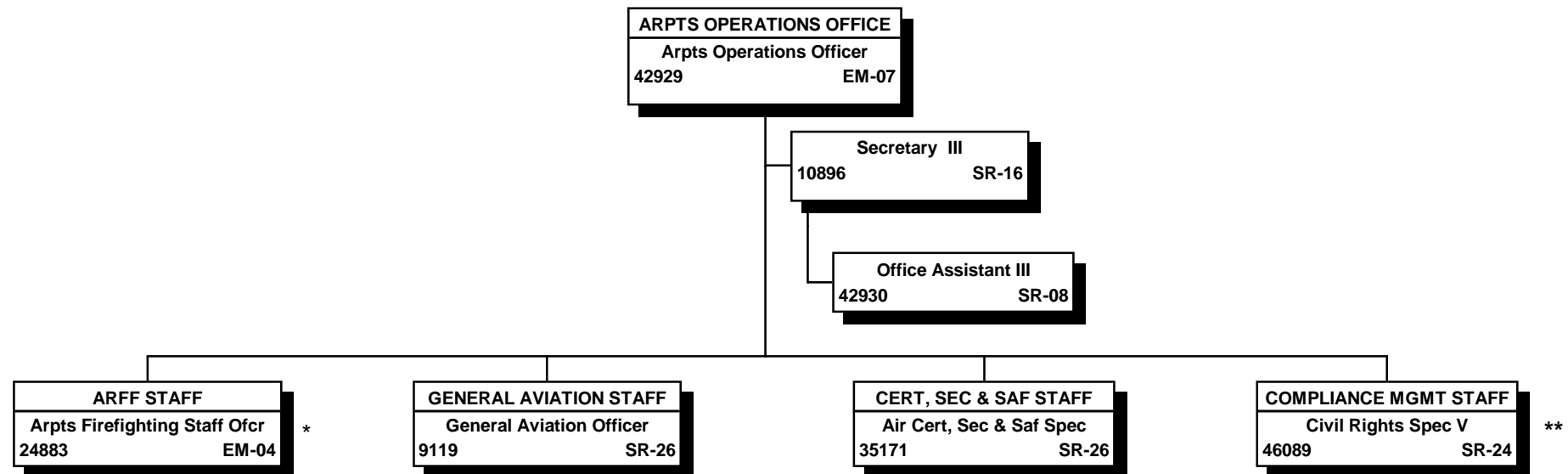
STATE OF HAWAII
DEPARTMENT OF TRANSPORTATION
AIRPORTS DIVISION
AIRPORTS OPERATIONS OFFICE

ORGANIZATION CHART



STATE OF HAWAII
DEPARTMENT OF TRANSPORTATION
AIRPORTS DIVISION
AIRPORTS OPERATIONS OFFICE

POSITION ORGANIZATION CHART

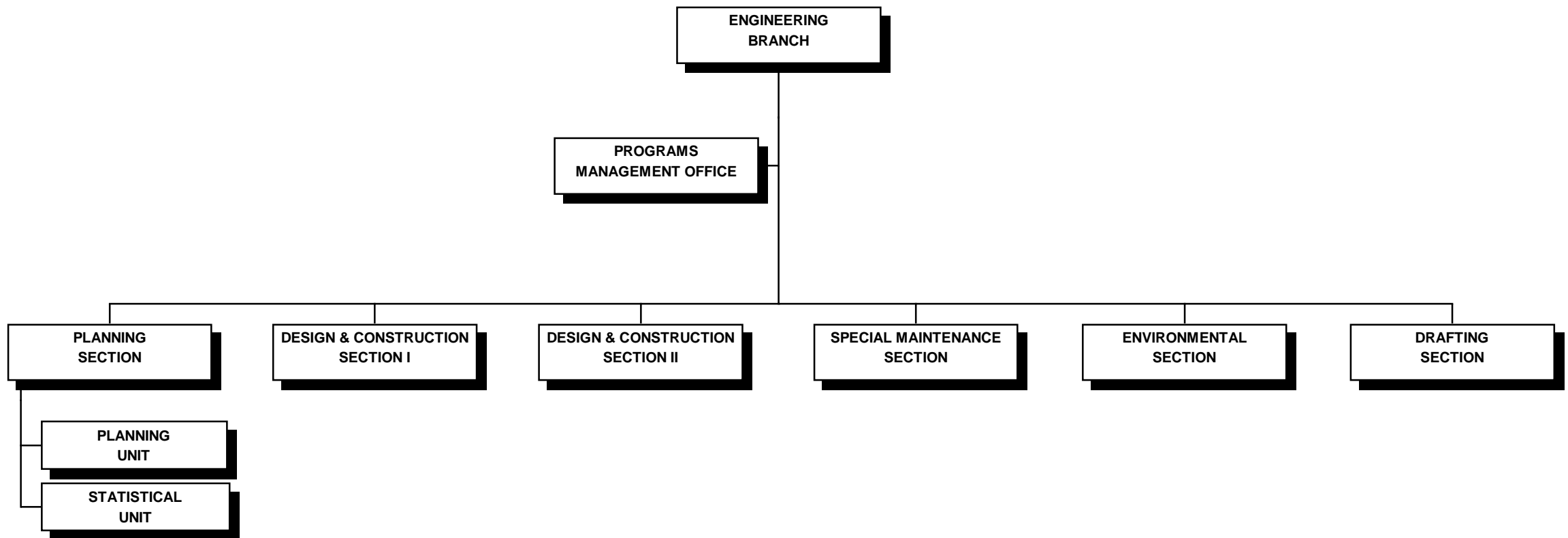


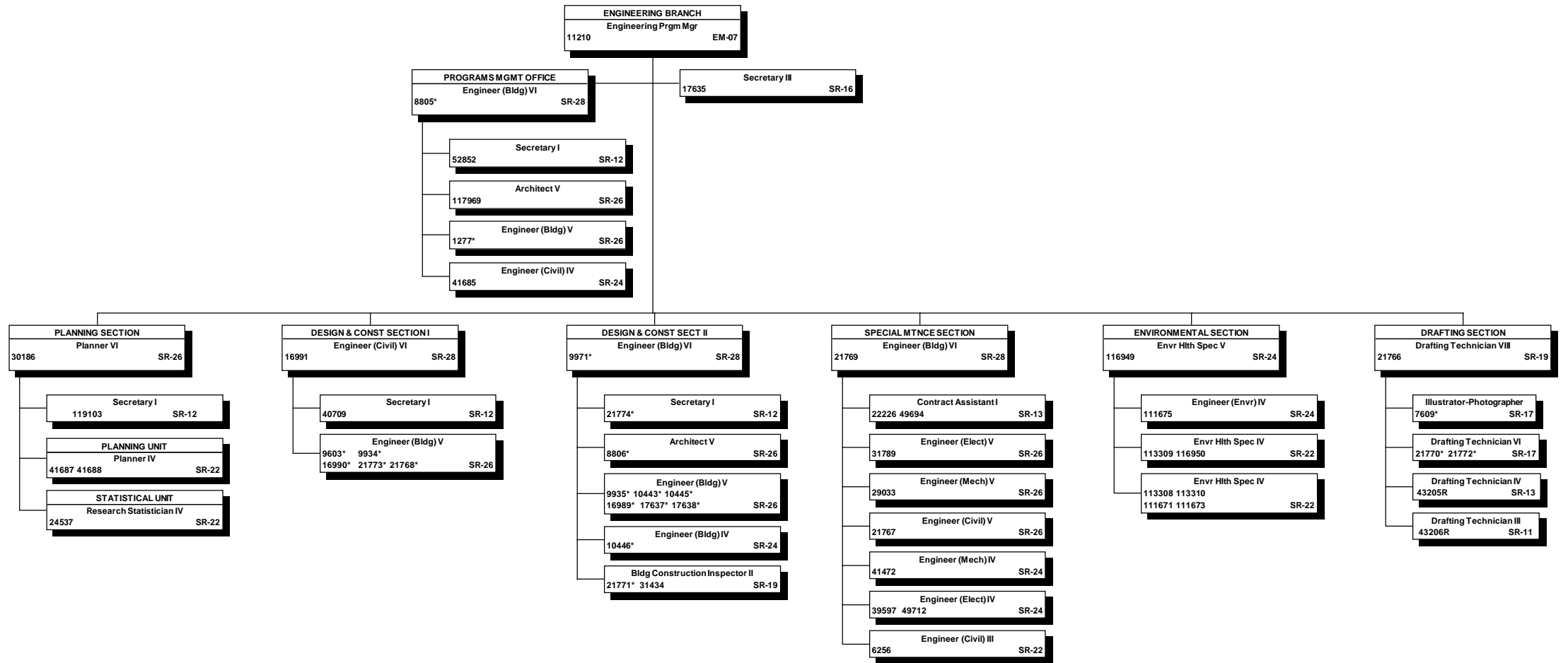
All special funded positions.

* Airports Fire Chief

** This position has direct, independent access to the Airports Administrator on matters relating to the Disadvantaged Business Enterprise Program.

STATE OF HAWAII
DEPARTMENT OF TRANSPORTATION
AIRPORTS DIVISION
ENGINEERING BRANCH
ORGANIZATION CHART

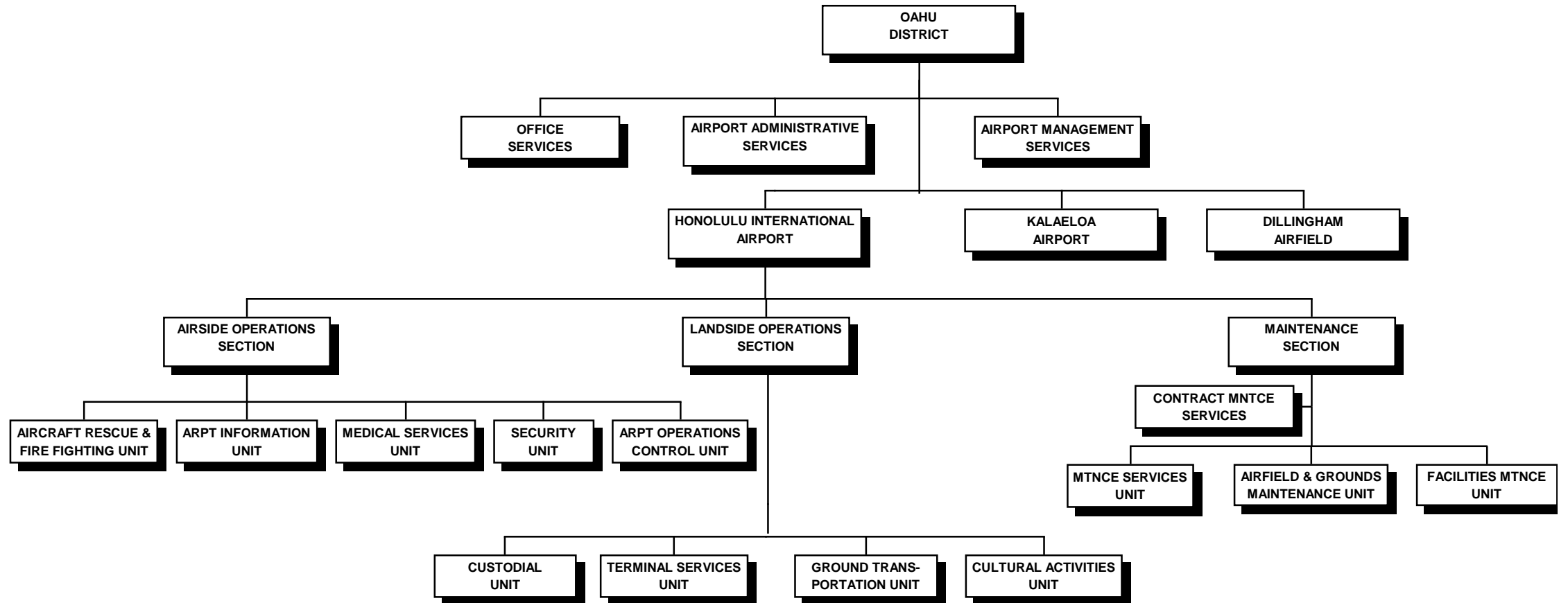




"R" indicates restored abolished position.
* Project-funded positions; all other positions are special funded.

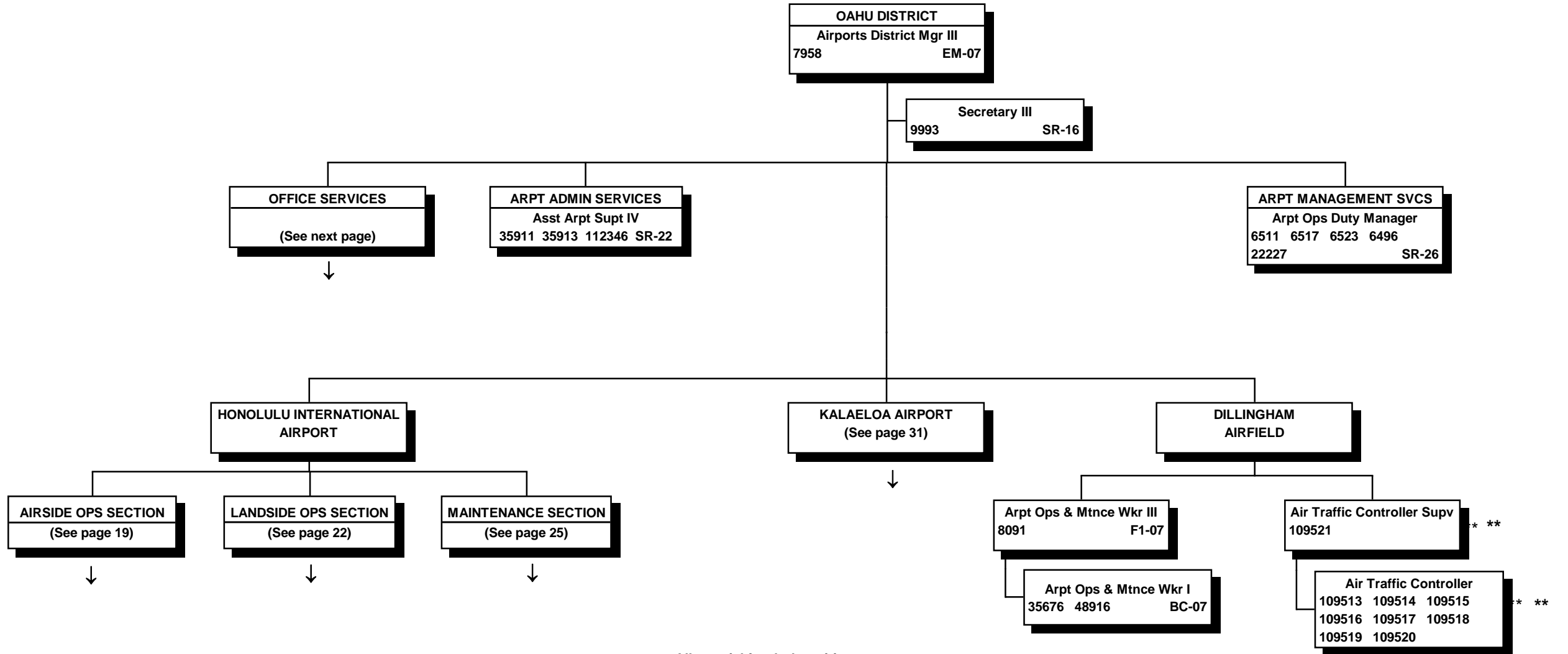
STATE OF HAWAII
 DEPARTMENT OF TRANSPORTATION
 AIRPORTS DIVISION
 OAHU DISTRICT

ORGANIZATION CHART



STATE OF HAWAII
 DEPARTMENT OF TRANSPORTATION
 AIRPORTS DIVISION
 OAHU DISTRICT

POSITION ORGANIZATION CHART

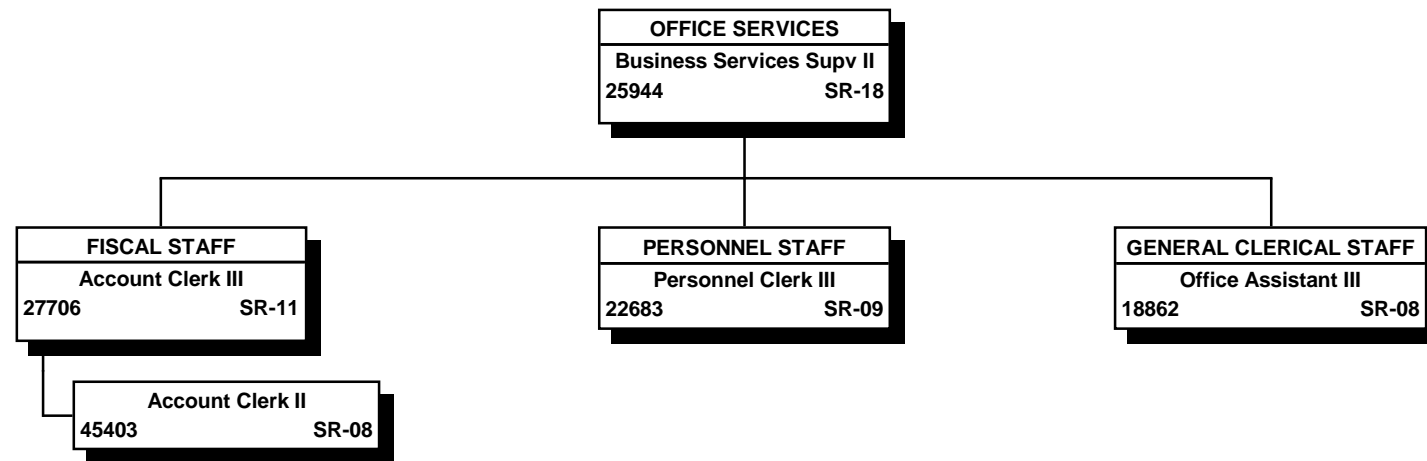


All special funded positions.

** Exempt positions (no NTE date)

STATE OF HAWAII
DEPARTMENT OF TRANSPORTATION
AIRPORTS DIVISION
OAHU DISTRICT
HONOLULU INTERNATIONAL AIRPORT
OFFICE SERVICES

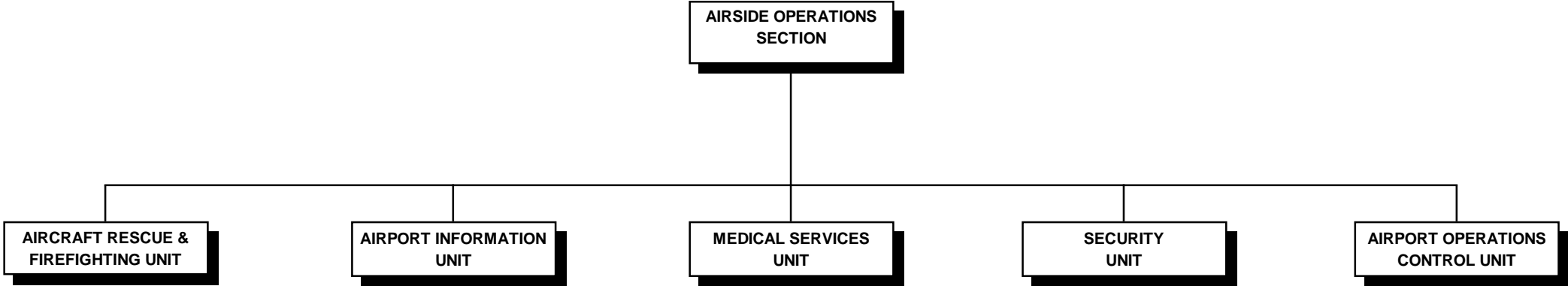
POSITION ORGANIZATION CHART



All special funded positions.

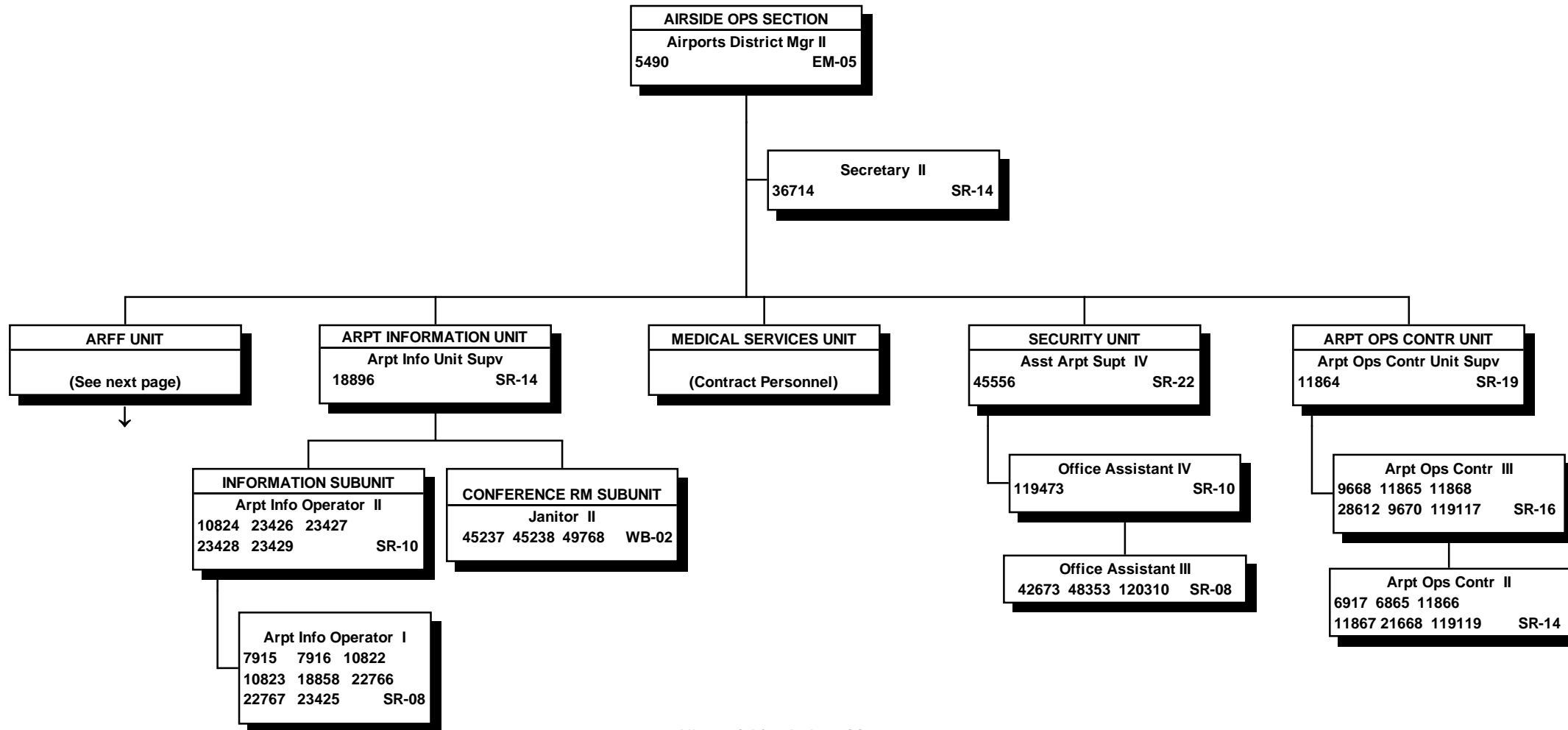
STATE OF HAWAII
DEPARTMENT OF TRANSPORTATION
AIRPORTS DIVISION
OAHU DISTRICT
HONOLULU INTERNATIONAL AIRPORT
AIRSIDE OPERATIONS SECTION

ORGANIZATION CHART



STATE OF HAWAII
 DEPARTMENT OF TRANSPORTATION
 AIRPORTS DIVISION
 OAHU DISTRICT
 HONOLULU INTERNATIONAL AIRPORT
 AIRSIDE OPERATIONS SECTION

POSITION ORGANIZATION CHART

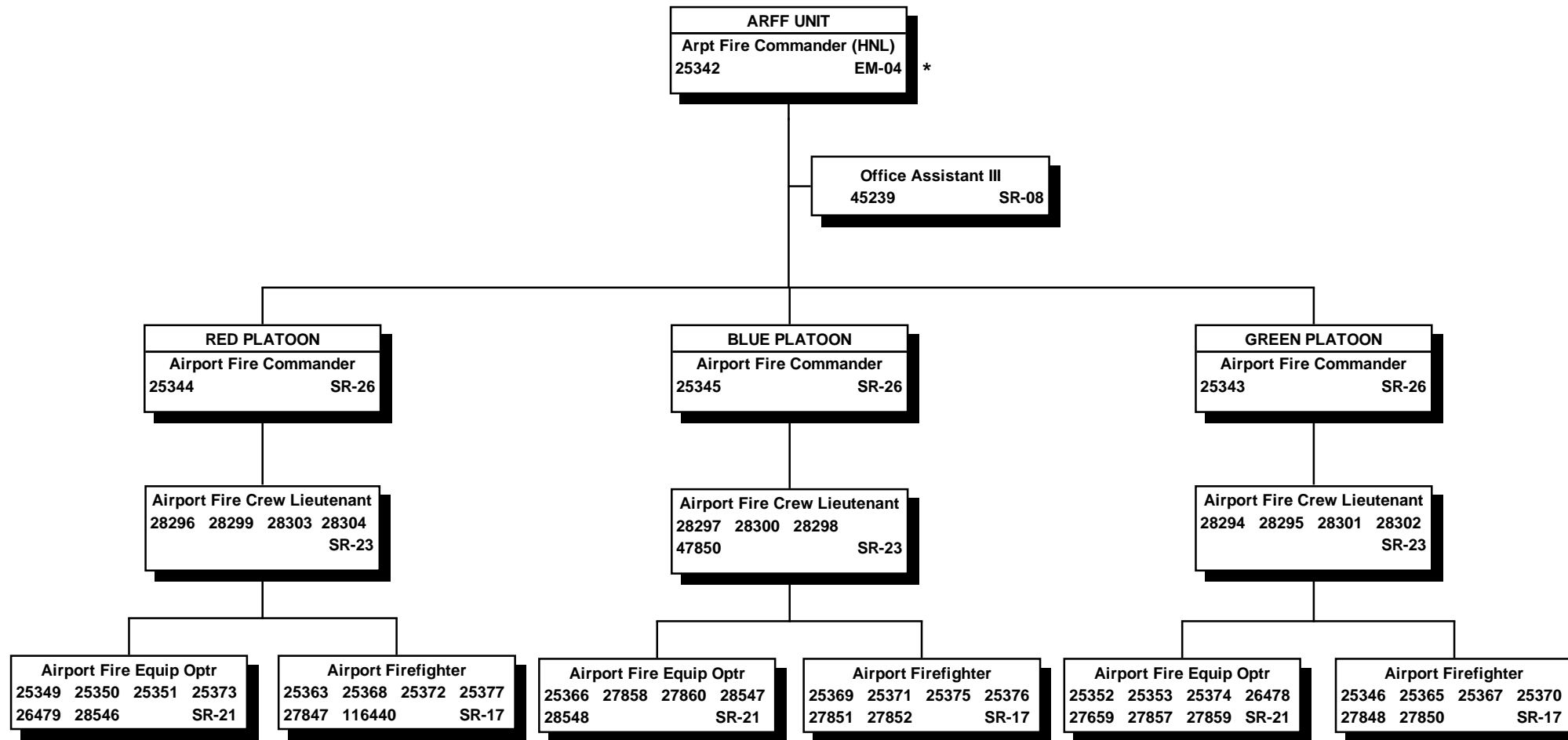


All special funded positions.

* The Security Unit is augmented by Deputy Sheriffs and contract security personnel.

STATE OF HAWAII
 DEPARTMENT OF TRANSPORTATION
 AIRPORTS DIVISION
 OAHU DISTRICT
 HONOLULU INTERNATIONAL AIRPORT
 AIRSIDE OPERATIONS SECTION
 AIRCRAFT RESCUE & FIRE FIGHTING UNIT

POSITION ORGANIZATION CHART

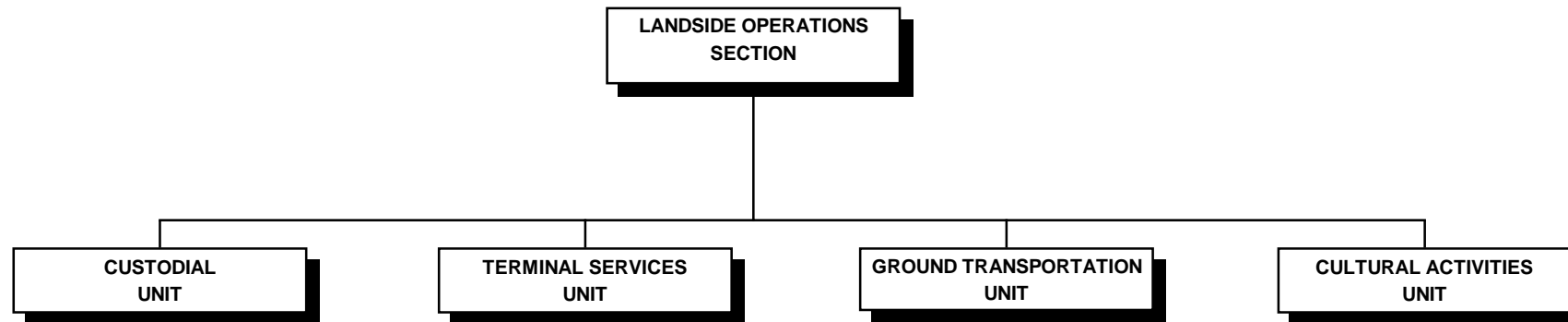


All special funded positions.

* Provides technical supervision, guidance and advice to the Airport Fire Commander at Kalaeloa Airport and the Arprt Ops & Mtnc Wkr III at Dillingham Airfield on aircraft rescue and firefighting matters.

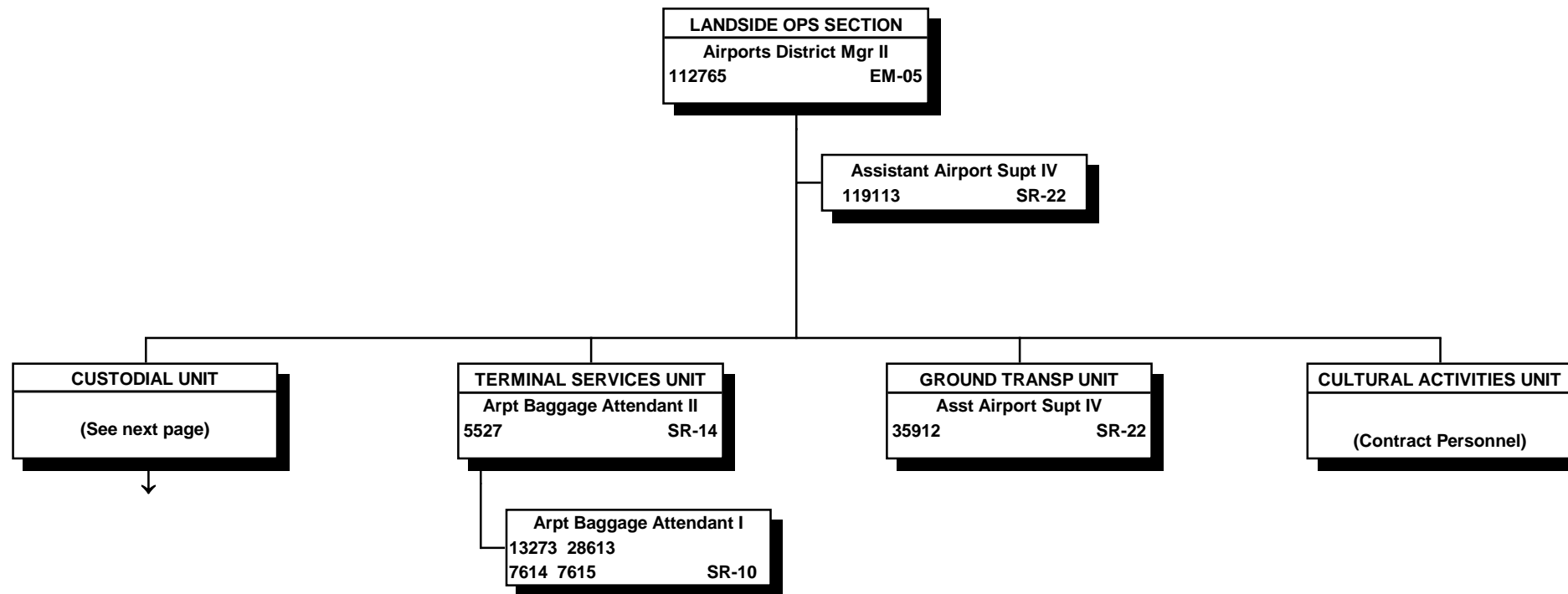
STATE OF HAWAII
DEPARTMENT OF TRANSPORTATION
AIRPORTS DIVISION
OAHU DISTRICT
HONOLULU INTERNATIONAL AIRPORT
LANDSIDE OPERATIONS SECTION

ORGANIZATION CHART



STATE OF HAWAII
DEPARTMENT OF TRANSPORTATION
AIRPORTS DIVISION
OAHU DISTRICT
HONOLULU INTERNATIONAL AIRPORT
LANDSIDE OPERATIONS SECTION

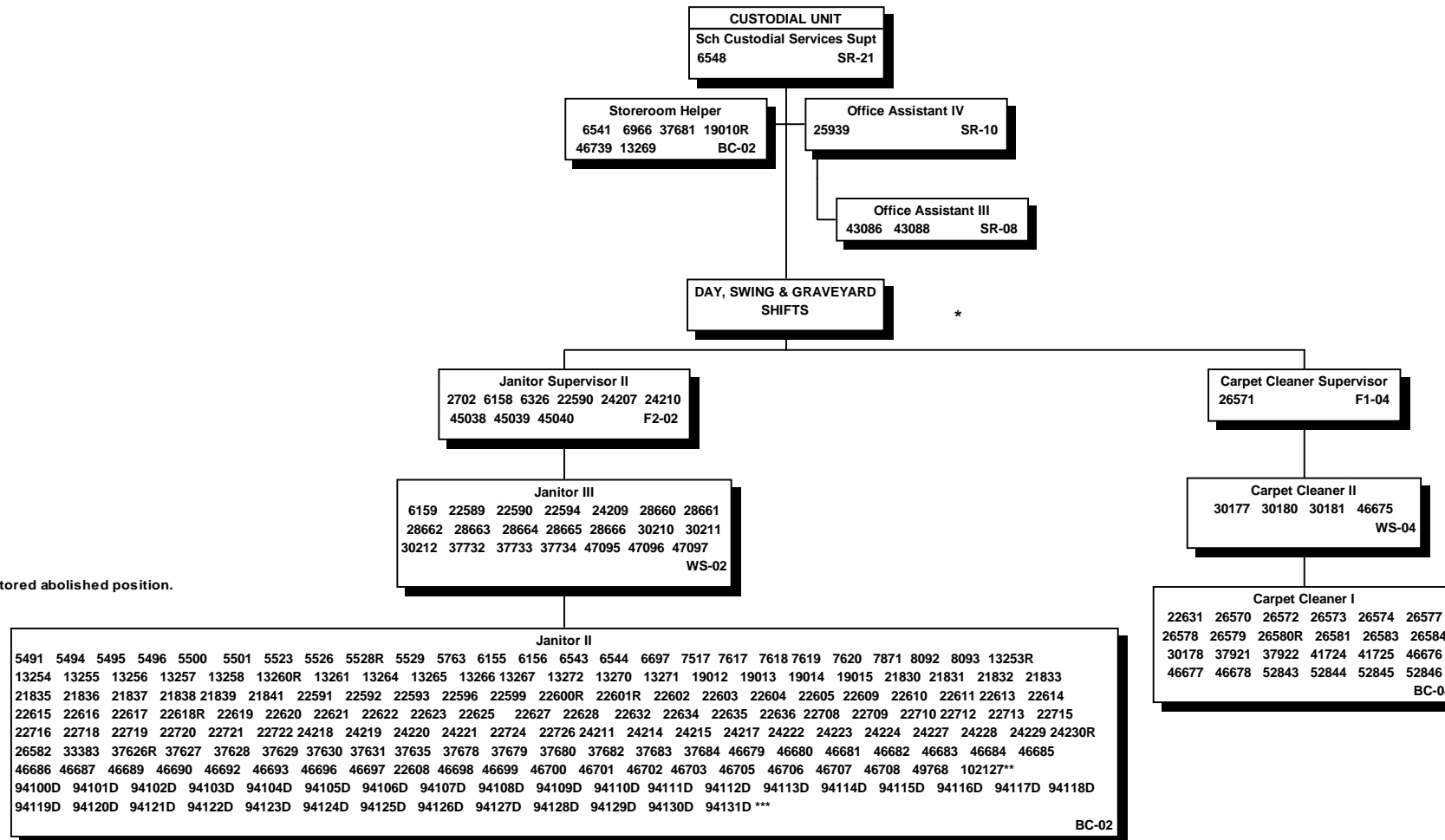
POSITION ORGANIZATION CHART



All special funded positions.

STATE OF HAWAII
DEPARTMENT OF TRANSPORTATION
AIRPORTS DIVISION
OAHU DISTRICT
HONOLULU INTERNATIONAL AIRPORT
LANDSIDE OPERATIONS SECTION
CUSTODIAL UNIT

POSITION ORGANIZATION CHART



"R" indicates restored abolished position.

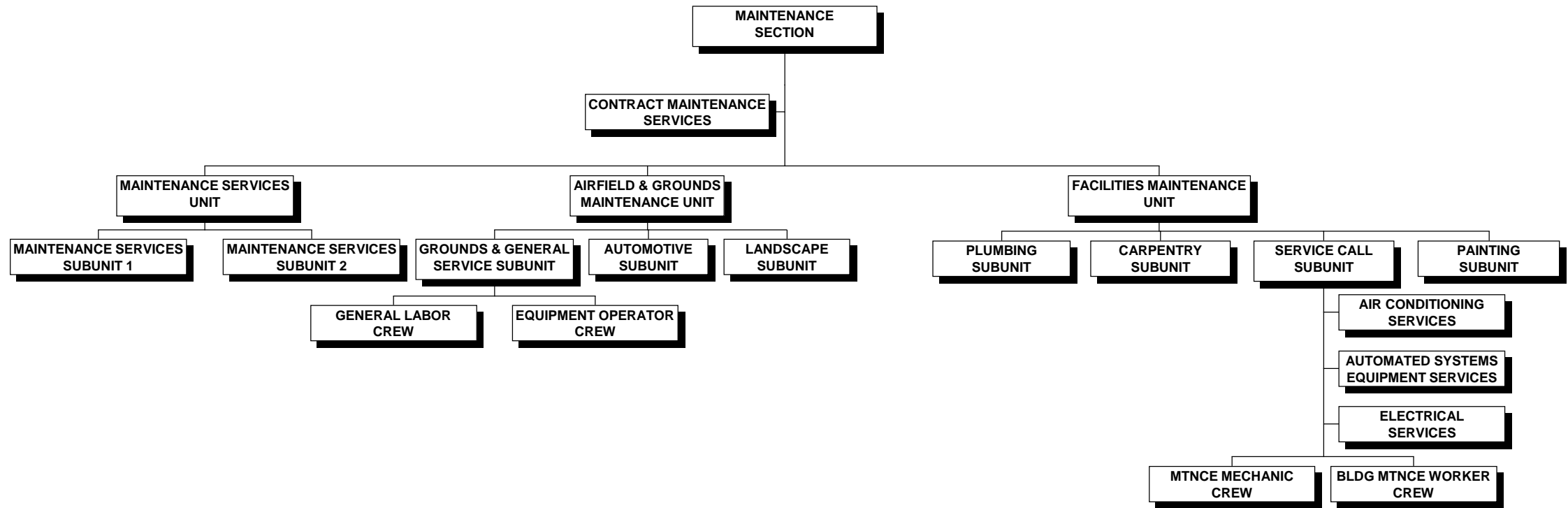
All special funded positions.

* The Custodial Unit operates on a 3-shifts-a-day, 24-hours-a-day, 7-days-a-week schedule.
Shift assignments are made in accordance with the union contract, seniority & operational needs.

** Vicing position NTE 8/15/14.

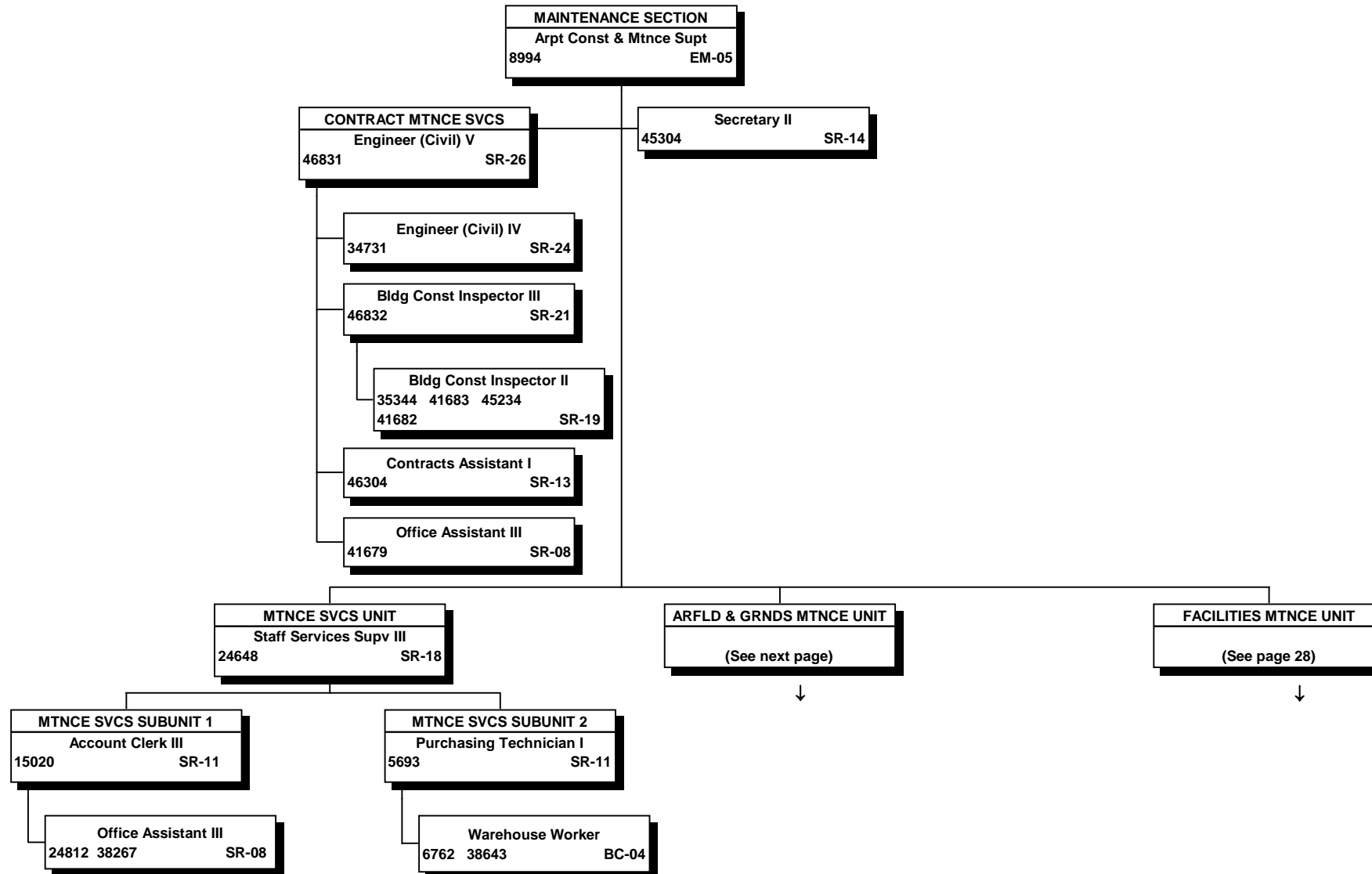
*** All psudo number positions are to be established.

STATE OF HAWAII
 DEPARTMENT OF TRANSPORTATION
 AIRPORTS DIVISION
 OAHU DISTRICT
 HONOLULU INTERNATIONAL AIRPORT
 MAINTENANCE SECTION
 ORGANIZATION CHART



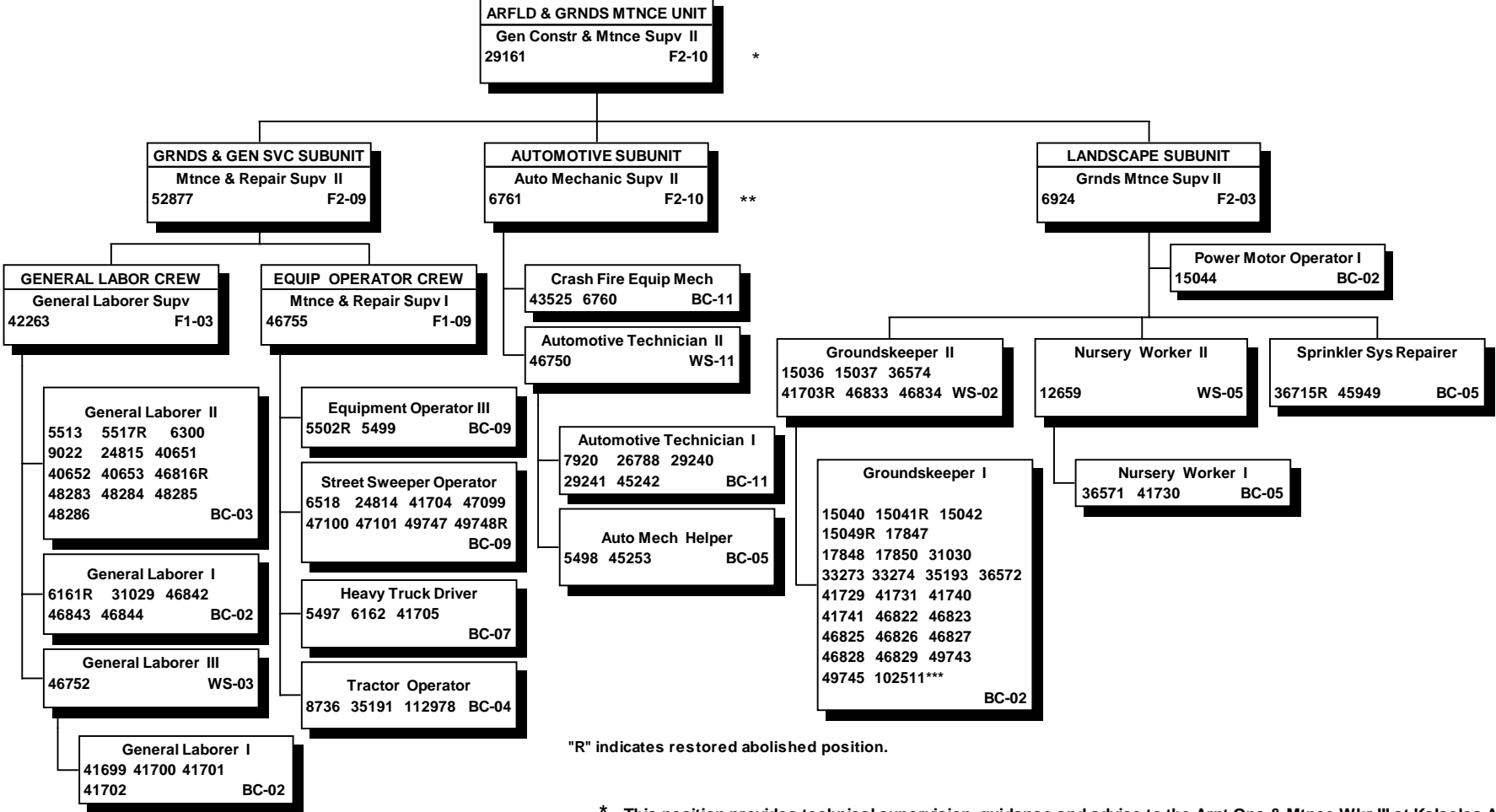
STATE OF HAWAII
 DEPARTMENT OF TRANSPORTATION
 AIRPORTS DIVISION
 OAHU DISTRICT
 HONOLULU INTERNATIONAL AIRPORT
 MAINTENANCE SECTION

POSITION ORGANIZATION CHART



All special funded positions.

STATE OF HAWAII
 DEPARTMENT OF TRANSPORTATION
 AIRPORTS DIVISION
 OAHU DISTRICT
 HONOLULU INTERNATIONAL AIRPORT
 MAINTENANCE SECTION
 AIRFIELD & GROUNDS MAINTENANCE UNIT
 POSITION ORGANIZATION CHART



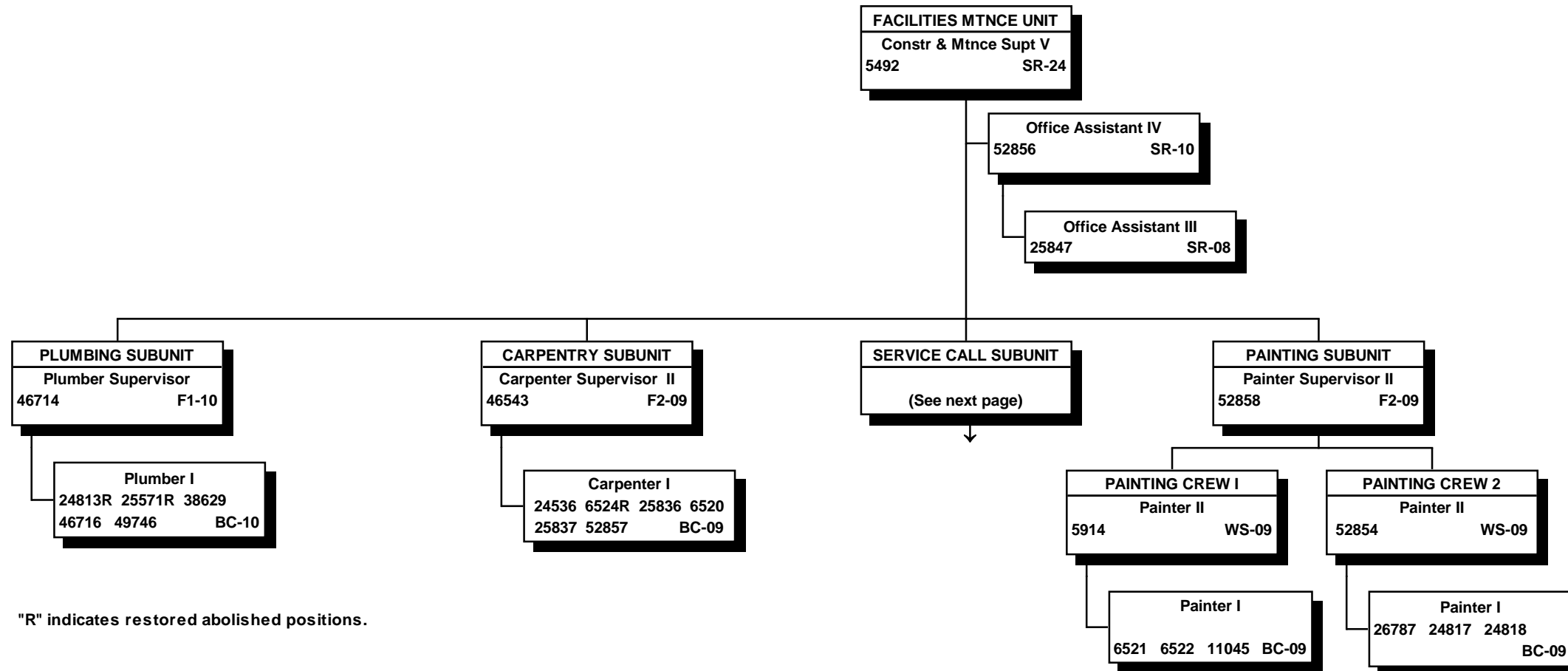
"R" indicates restored abolished position.

- * This position provides technical supervision, guidance and advice to the Arprt Ops & Mtnce Wkr III at Kalaeloa Airport and Dillingham Airfield on matters relating to maintenance.
- ** This position provides technical supervision, guidance and advice to the Crash Fire Equipment Mechanic at Kalaeloa Airport.
- *** Vicing position NTE 8/15/14.

All special funded positions.

Positions subject to shift work are assigned in accordance with the union contract, seniority and operational needs.

STATE OF HAWAII
 DEPARTMENT OF TRANSPORTATION
 AIRPORTS DIVISION
 OAHU DISTRICT
 HONOLULU INTERNATIONAL AIRPORT
 MAINTENANCE SECTION
 FACILITIES MAINTENANCE UNIT
 POSITION ORGANIZATION CHART

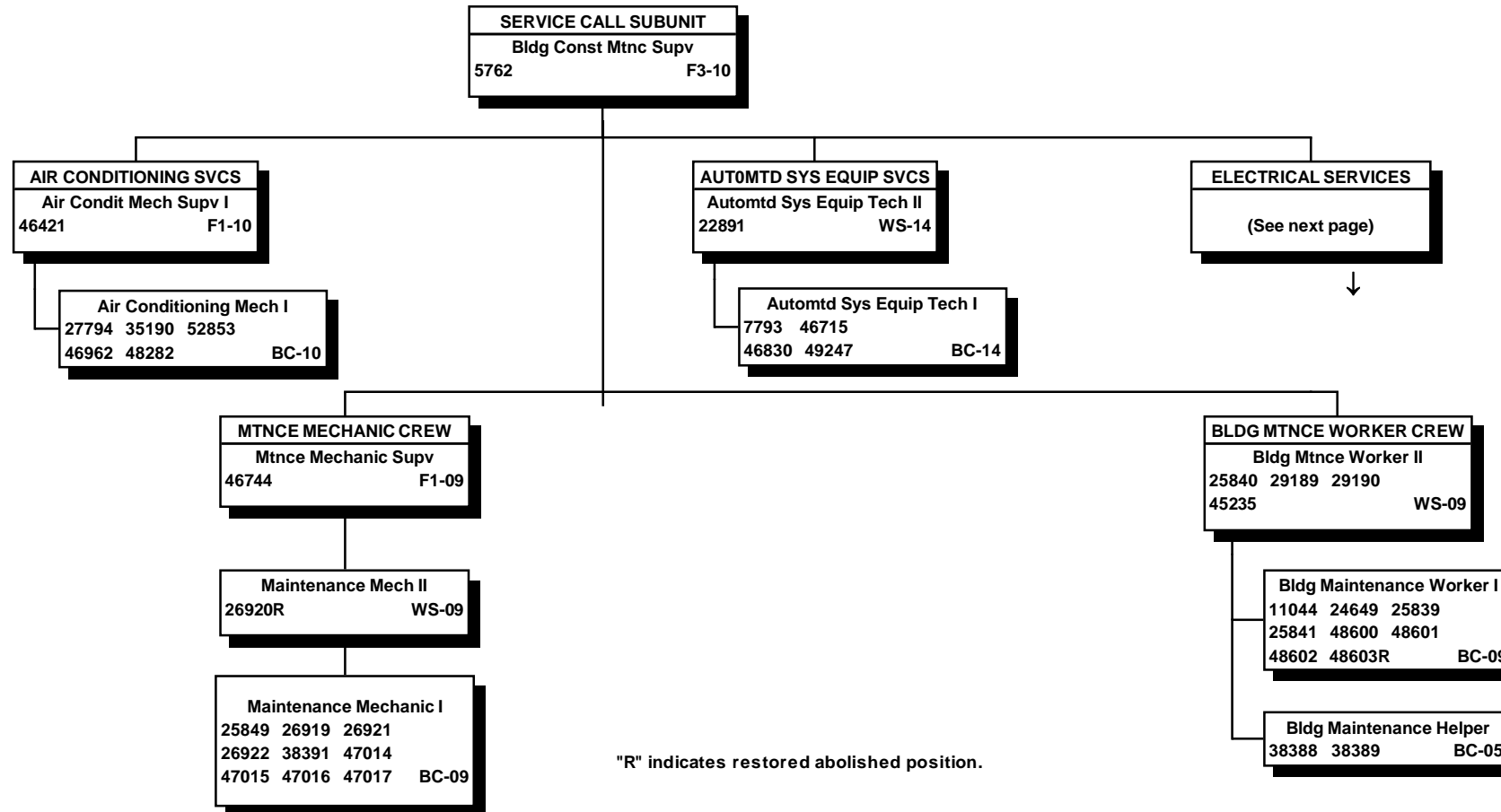


"R" indicates restored abolished positions.

All special funded positions.

STATE OF HAWAII
DEPARTMENT OF TRANSPORTATION
AIRPORTS DIVISION
OAHU DISTRICT
HONOLULU INTERNATIONAL AIRPORT
MAINTENANCE SECTION
FACILITIES MAINTENANCE UNIT
SERVICE CALL SUBUNIT

POSITION ORGANIZATION CHART

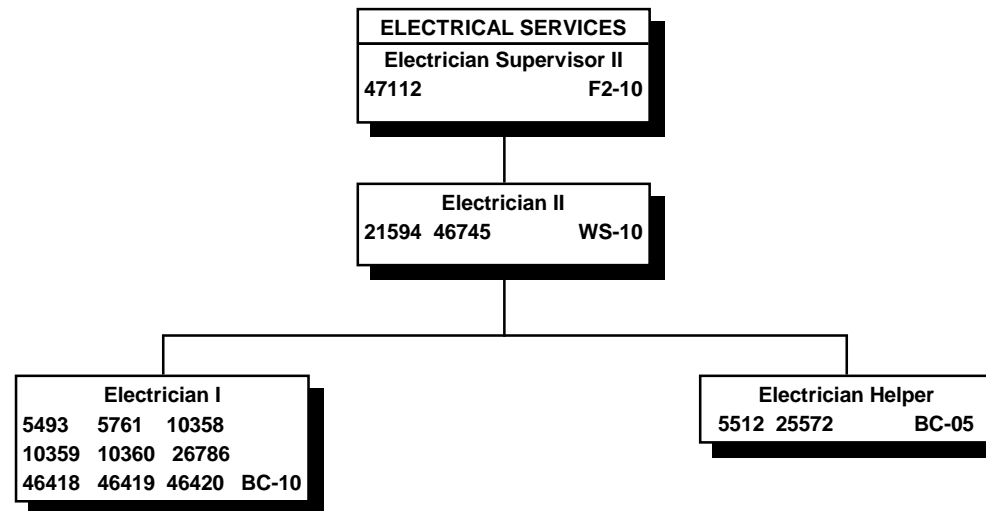


"R" indicates restored abolished position.

All special funded positions.

Positions subject to shift work are assigned in accordance with the union contract, seniority and operational needs.

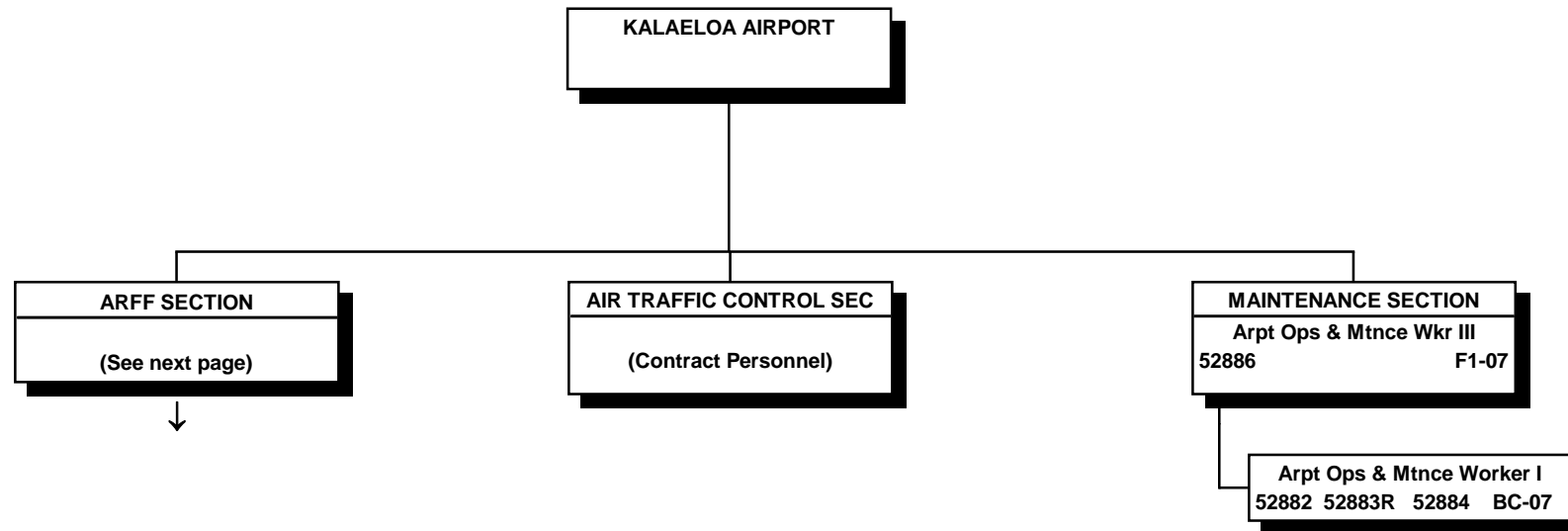
STATE OF HAWAII
 DEPARTMENT OF TRANSPORTATION
 AIRPORTS DIVISION
 OAHU DISTRICT
 HONOLULU INTERNATIONAL AIRPORT
 MAINTENANCE SECTION
 FACILITIES MAINTENANCE UNIT
 SERVICE CALL SUBUNIT
 ELECTRICAL SERVICES
 POSITION ORGANIZATION CHART



All special funded positions.

STATE OF HAWAII
 DEPARTMENT OF TRANSPORTATION
 AIRPORTS DIVISION
 OAHU DISTRICT
 KALAELOA AIRPORT

POSITION ORGANIZATION CHART

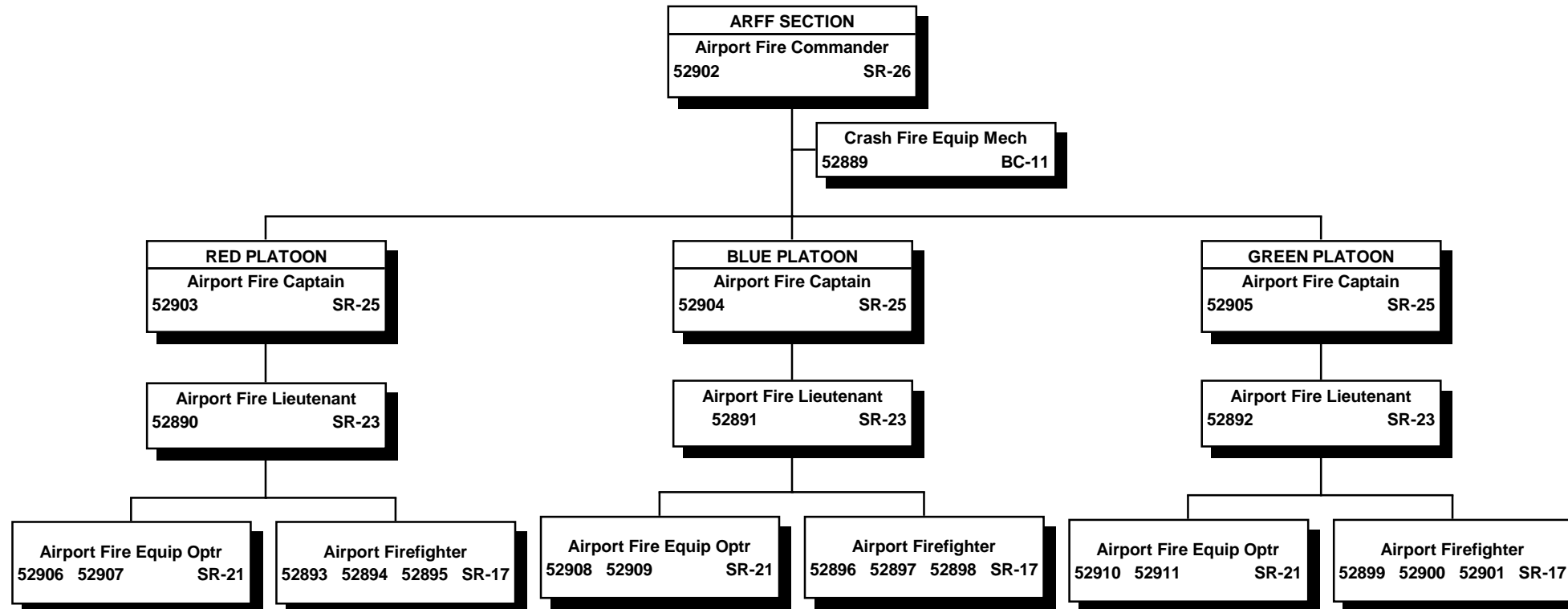


"R" indicates restored abolished position.

All special funded positions.

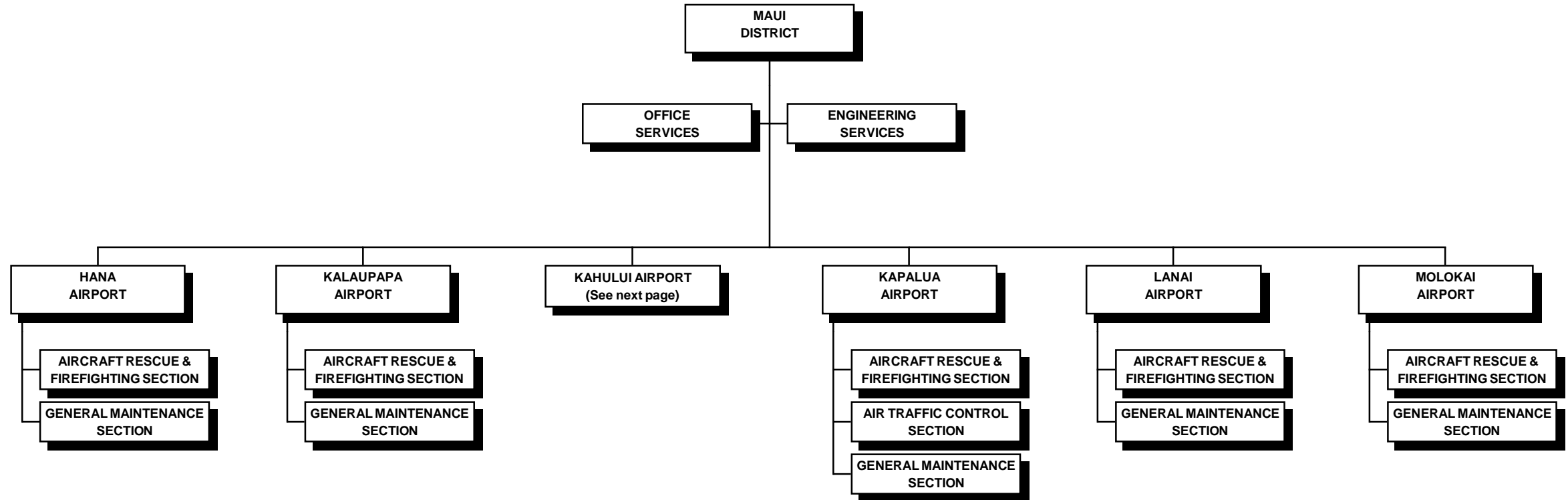
STATE OF HAWAII
DEPARTMENT OF TRANSPORTATION
AIRPORTS DIVISION
OAHU DISTRICT
KALAELOA AIRPORT
AIRCRAFT RESCUE & FIRE FIGHTING SECTION

POSITION ORGANIZATION CHART



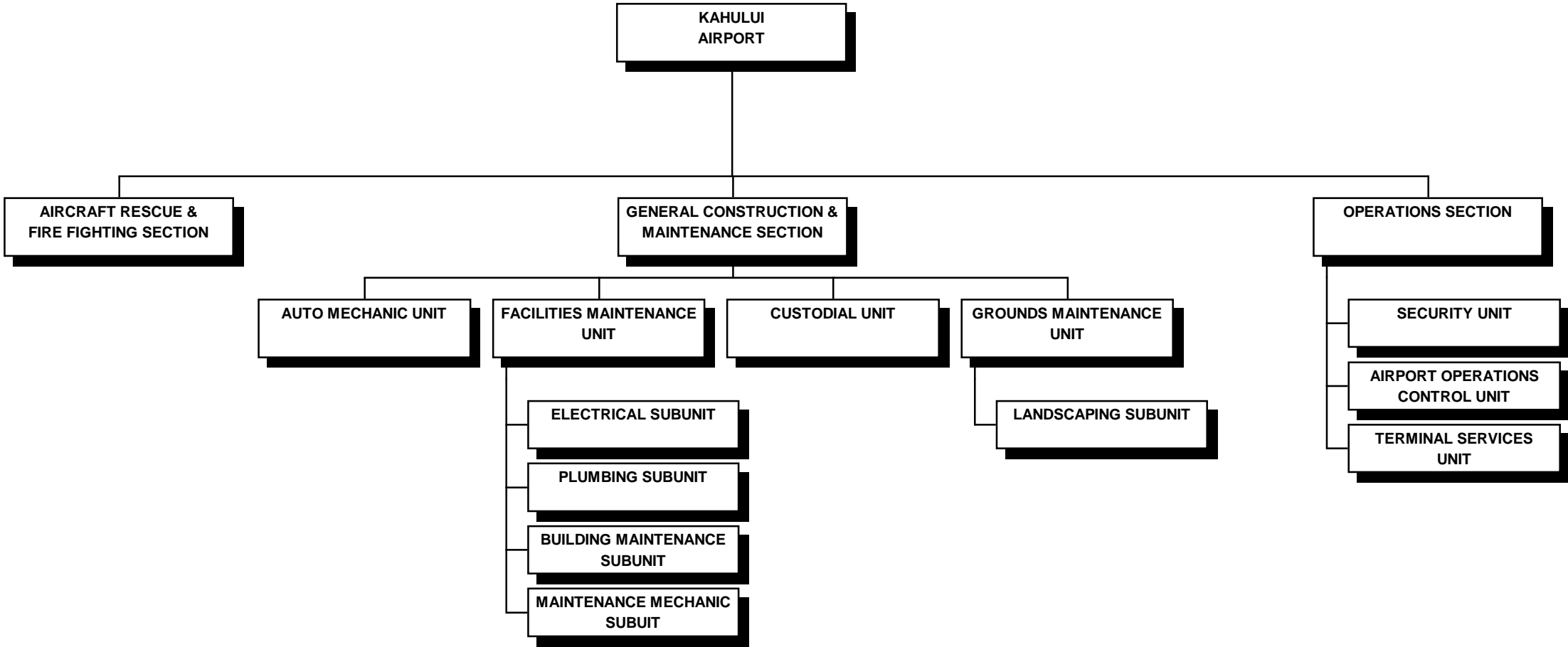
All special funded positions.

ORGANIZATION CHART

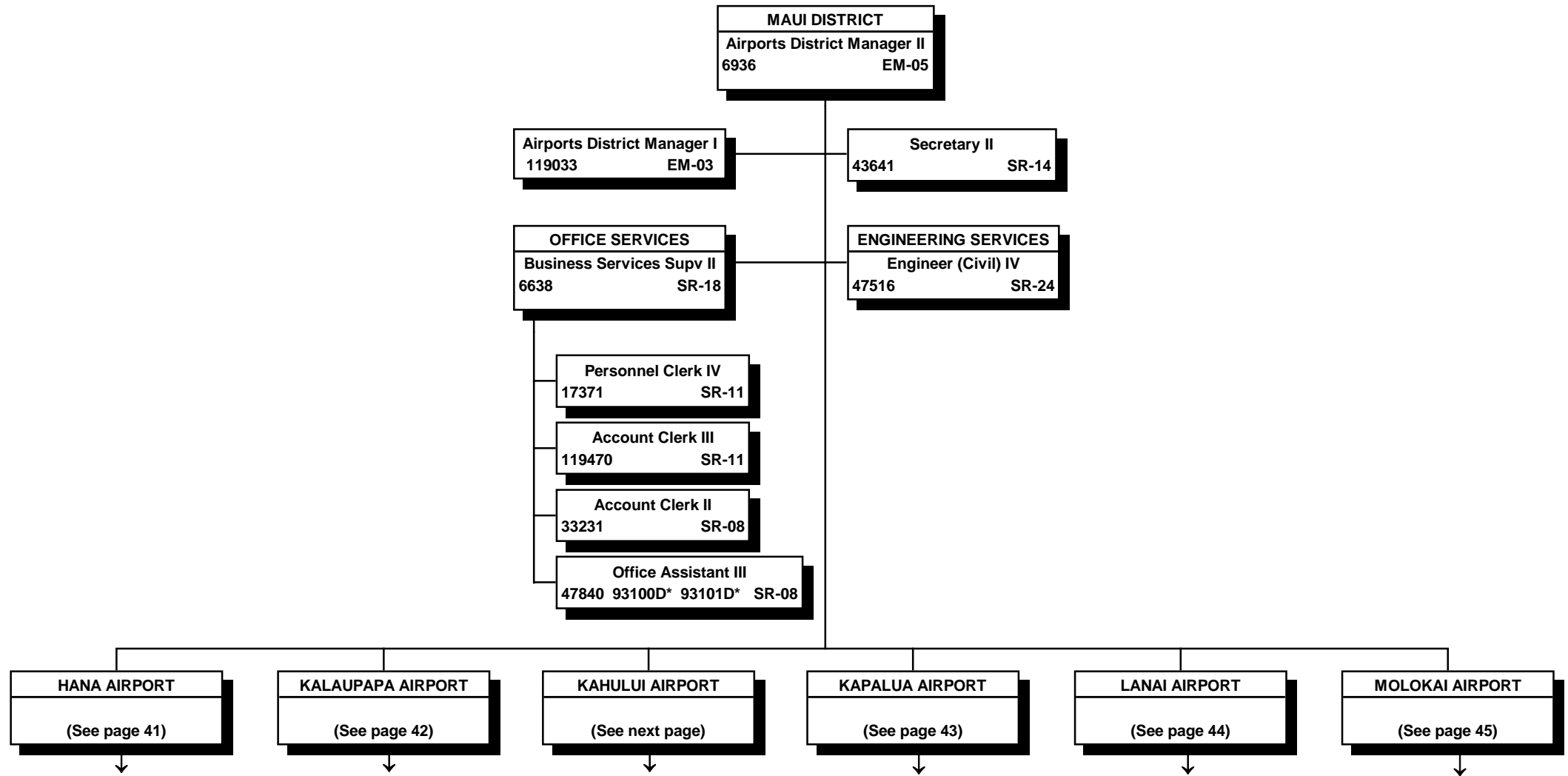


STATE OF HAWAII
DEPARTMENT OF TRANSPORTATION
AIRPORTS DIVISION
MAUI DISTRICT
KAHULUI AIRPORT

ORGANIZATION CHART



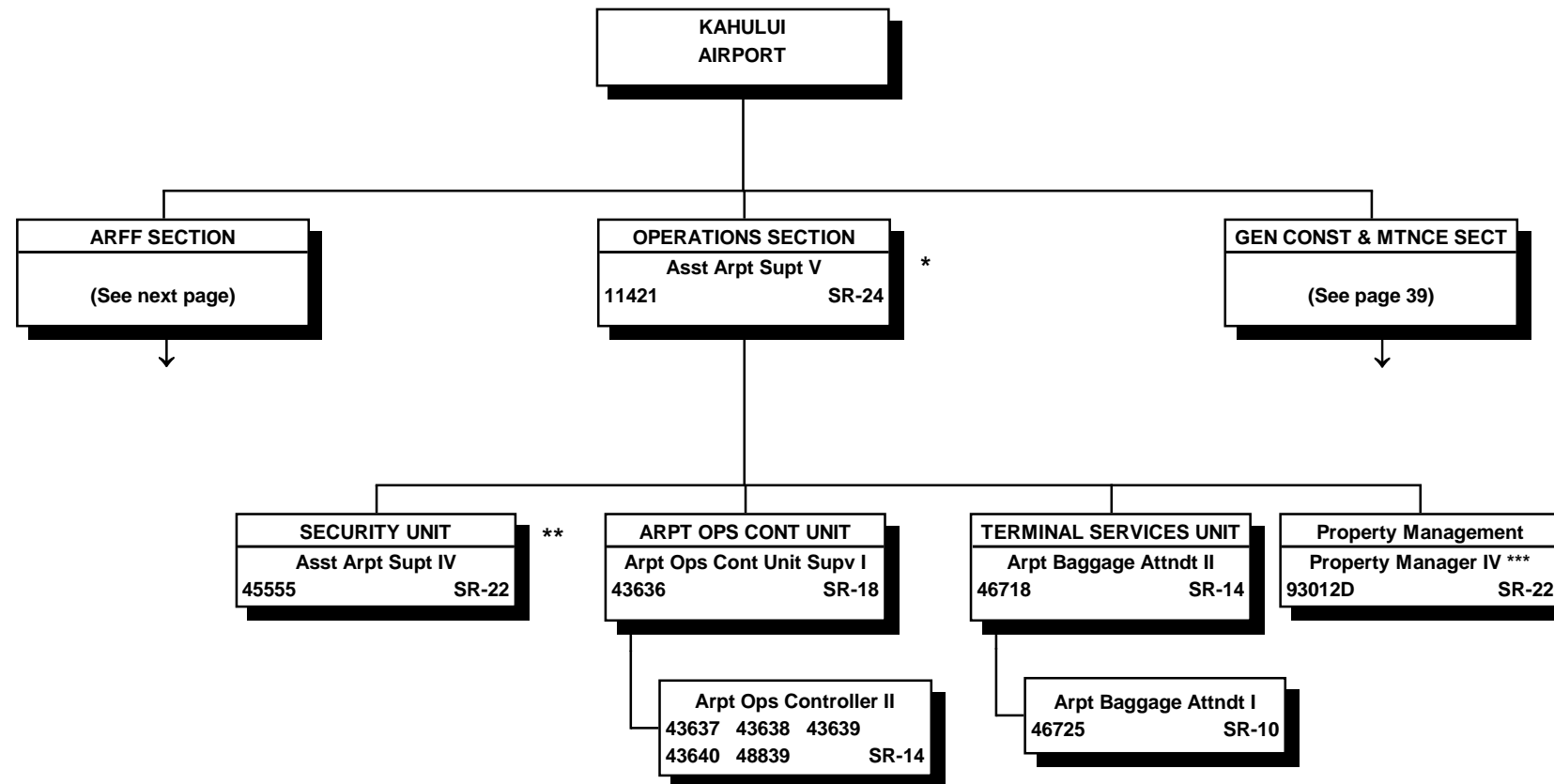
STATE OF HAWAII
 DEPARTMENT OF TRANSPORTATION
 AIRPORTS DIVISION
 MAUI DISTRICT
 POSITION ORGANIZATION CHART



All special funded positions.
 * Position to be established

STATE OF HAWAII
 DEPARTMENT OF TRANSPORTATION
 AIRPORTS DIVISION
 MAUI DIVISION
 KAHULUI AIRPORT

POSITION ORGANIZATION CHART



All special funded positions.

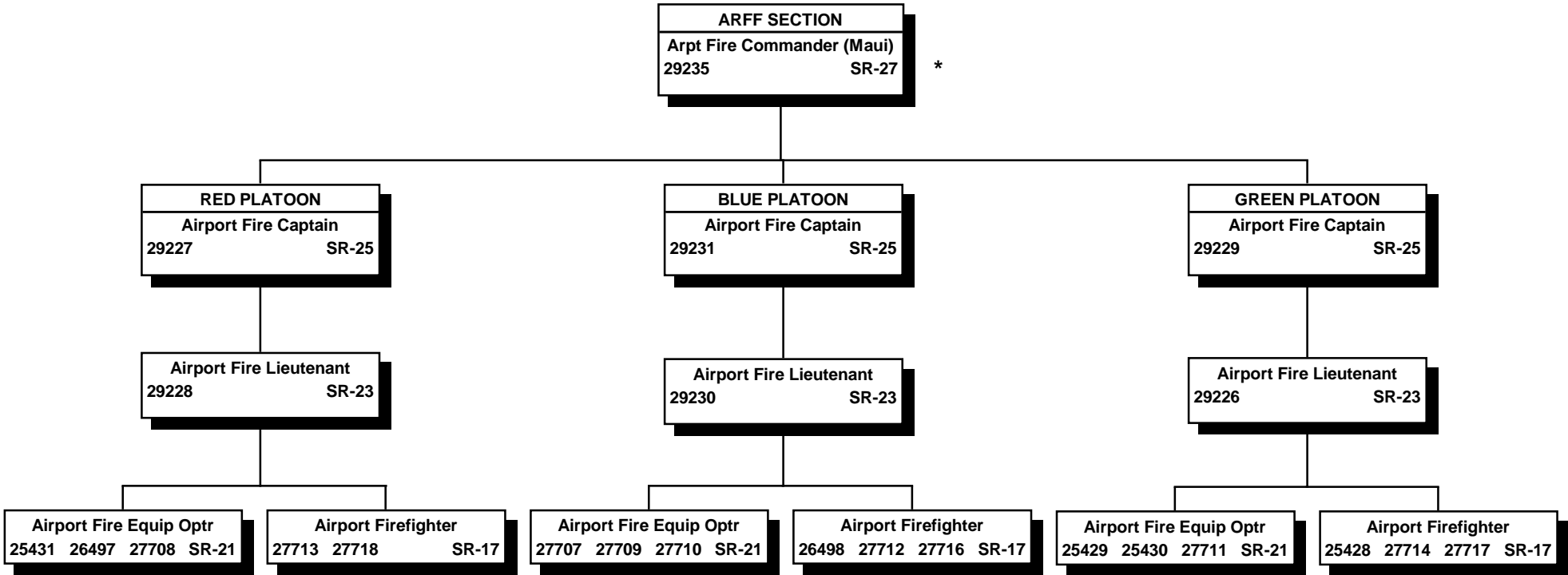
* This position provides technical supervision, guidance and advice to applicable positions at Hana, Molokai, Kalaupapa, Lanai & Kapalua airports in matters relating to operations.

** Security Unit is augmented by county police & contract personnel.

*** Position to be established

STATE OF HAWAII
DEPARTMENT OF TRANSPORTATION
AIRPORTS DIVISION
MAUI DISTRICT
KAHULUI AIRPORT
AIRCRAFT RESCUE & FIRE FIGHTING SECTION

POSITION ORGANIZATION CHART

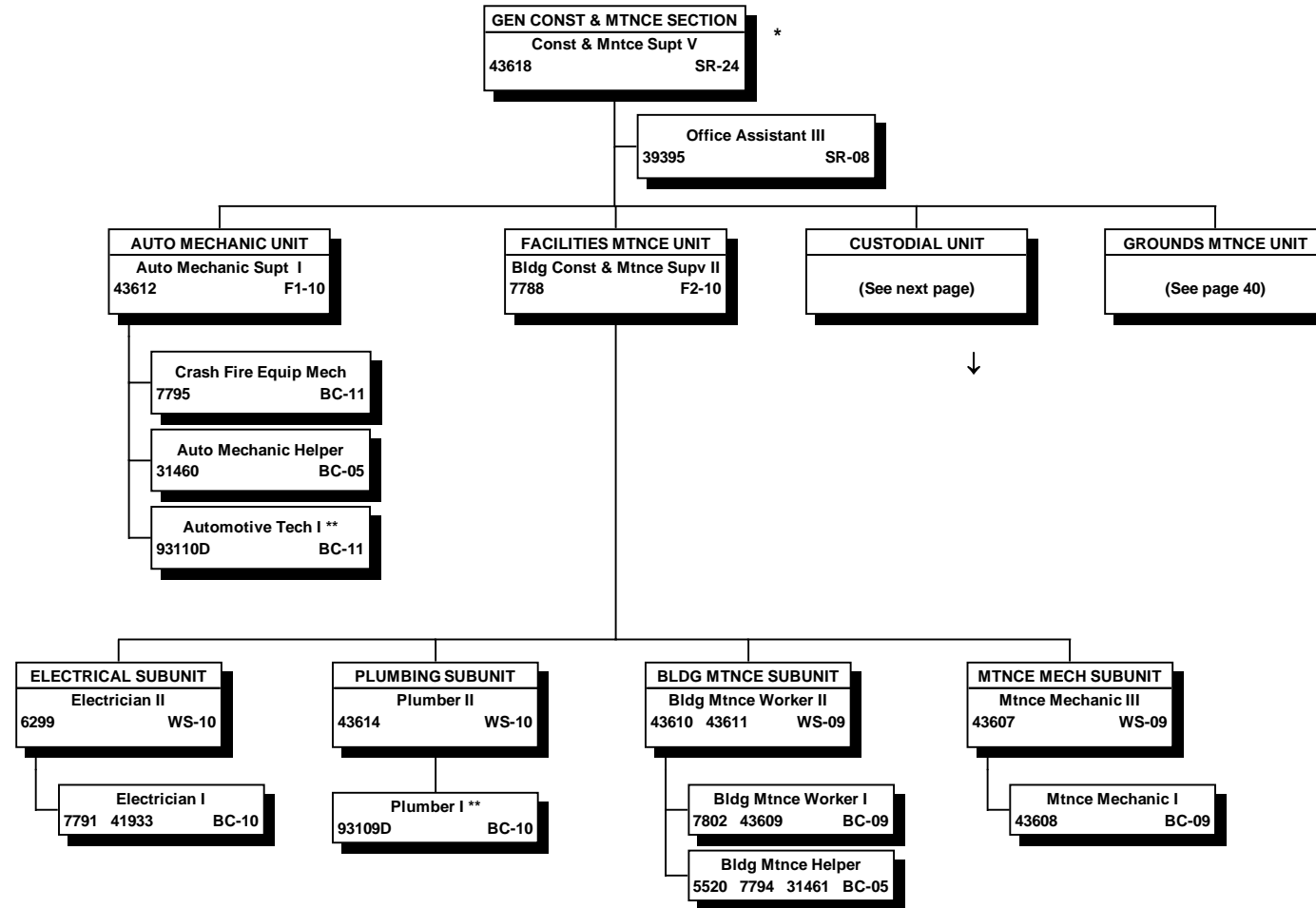


All special funded positions.

* Provides technical supervision, guidance and advice to applicable positions at Lanai, Hana, Kapalua, Kalaupapa & Molokai airports in matters relating to aircraft rescue & firefighting.

STATE OF HAWAII
DEPARTMENT OF TRANSPORTATION
AIRPORTS DIVISION
MAUI DISTRICT
KAHULUI AIRPORT
GENERAL CONSTRUCTION & MAINTENANCE SECTION

POSITION ORGANIZATION CHART



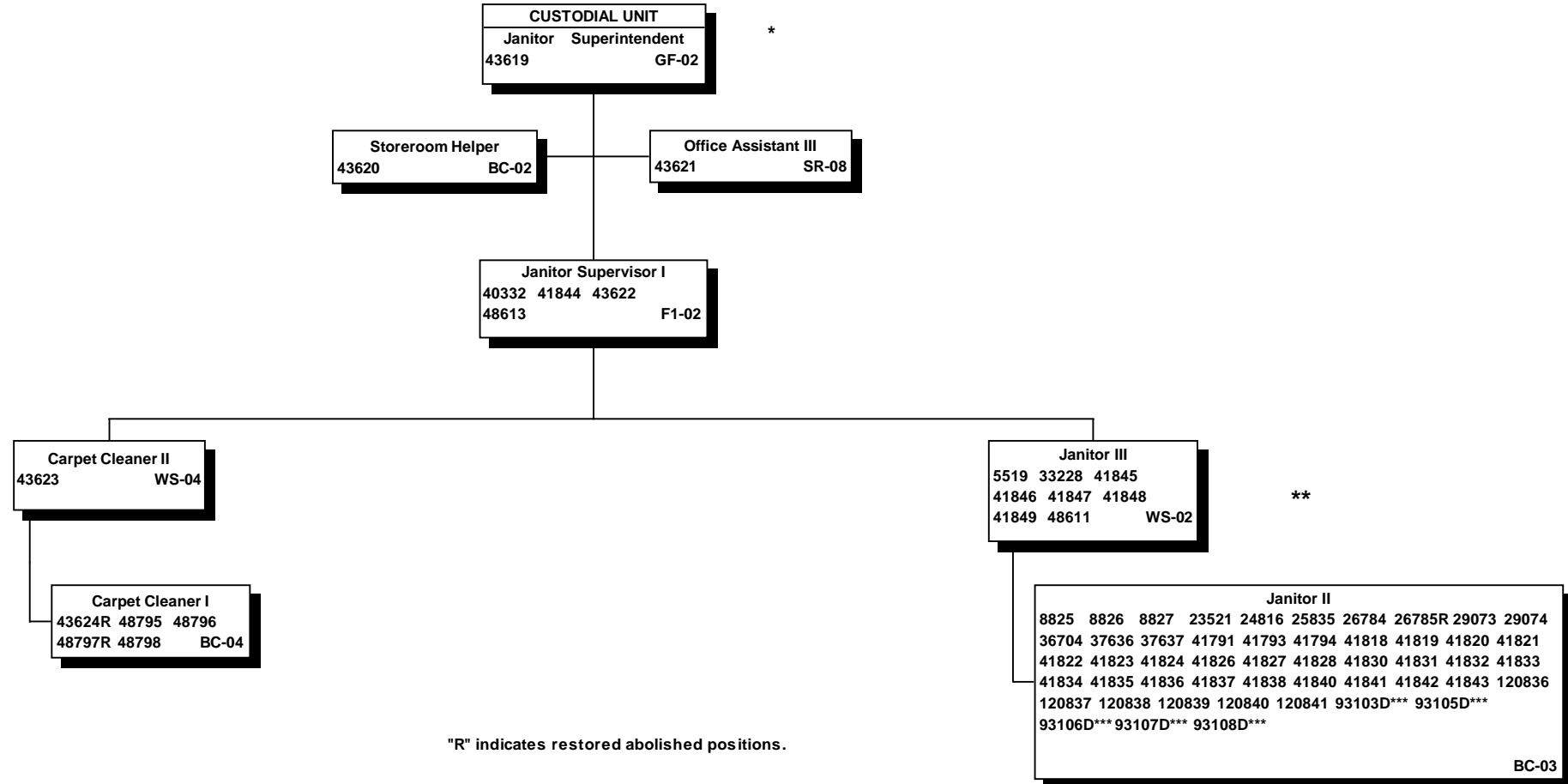
All special funded positions.

* This position provides technical supervision, guidance & support to Hana, Kapalua, Molokai, Kalaupapa & Lanai airports in matters relating to maintenance.

** To be established

STATE OF HAWAII
 DEPARTMENT OF TRANSPORTATION
 AIRPORTS DIVISION
 MAUI DISTRICT
 KAHULUI AIRPORT
 GENERAL CONSTRUCTION & MAINTENANCE SECTION
 CUSTODIAL UNIT

POSITION ORGANIZATION CHART



"R" indicates restored abolished positions.

All special funded positions.

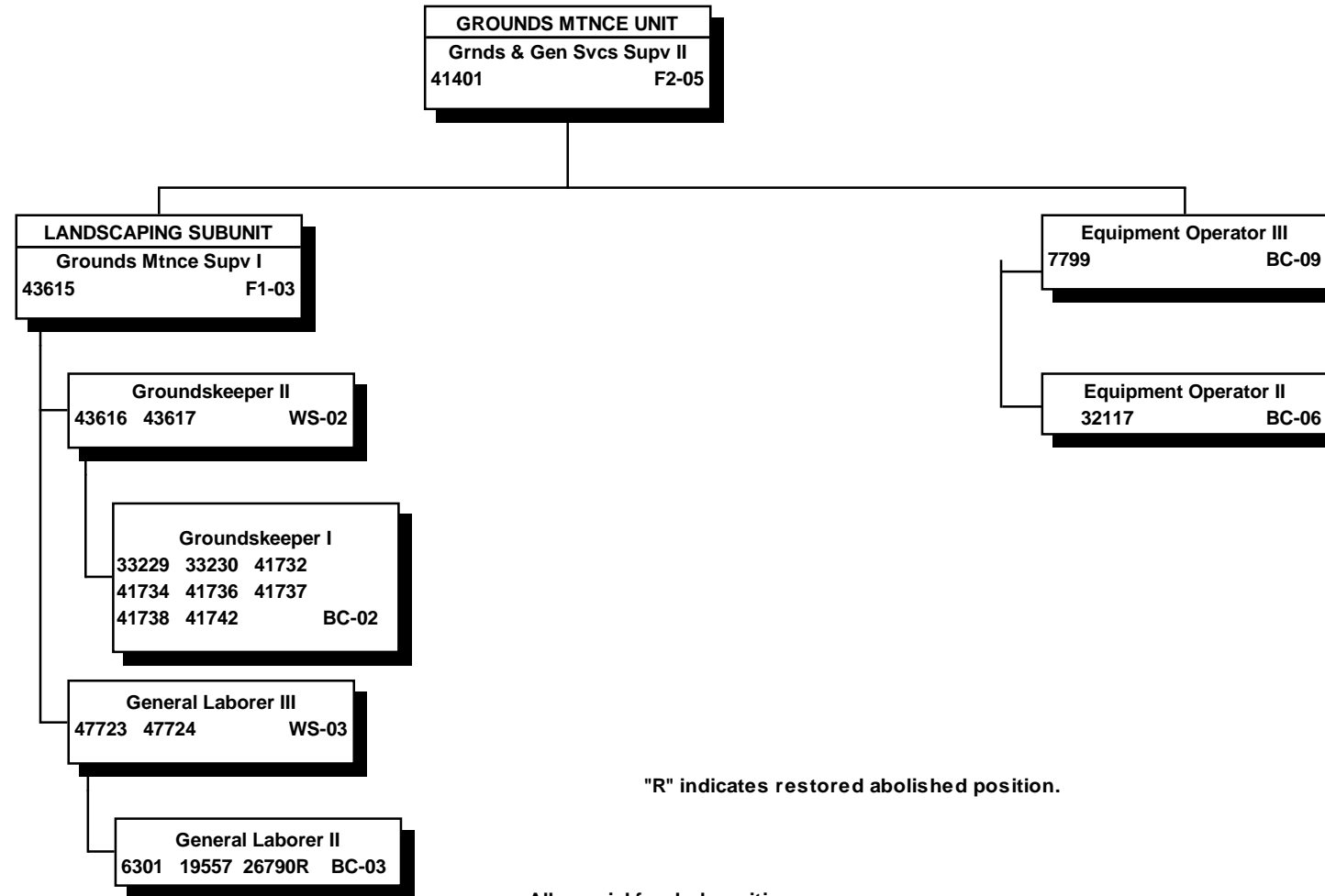
* The Custodial Unit operates on 8-hour shifts. Shift assignments are made in accordance with the union contract, seniority & operational needs.

** Span of control of these positions varies with shift size.

*** Positions to be established

STATE OF HAWAII
 DEPARTMENT OF TRANSPORTATION
 AIRPORTS DIVISION
 MAUI DISTRICT
 KAHULUI AIRPORT
 GENERAL CONSTRUCTION & MAINTENANCE SECTION
 GROUNDS MAINTENANCE UNIT

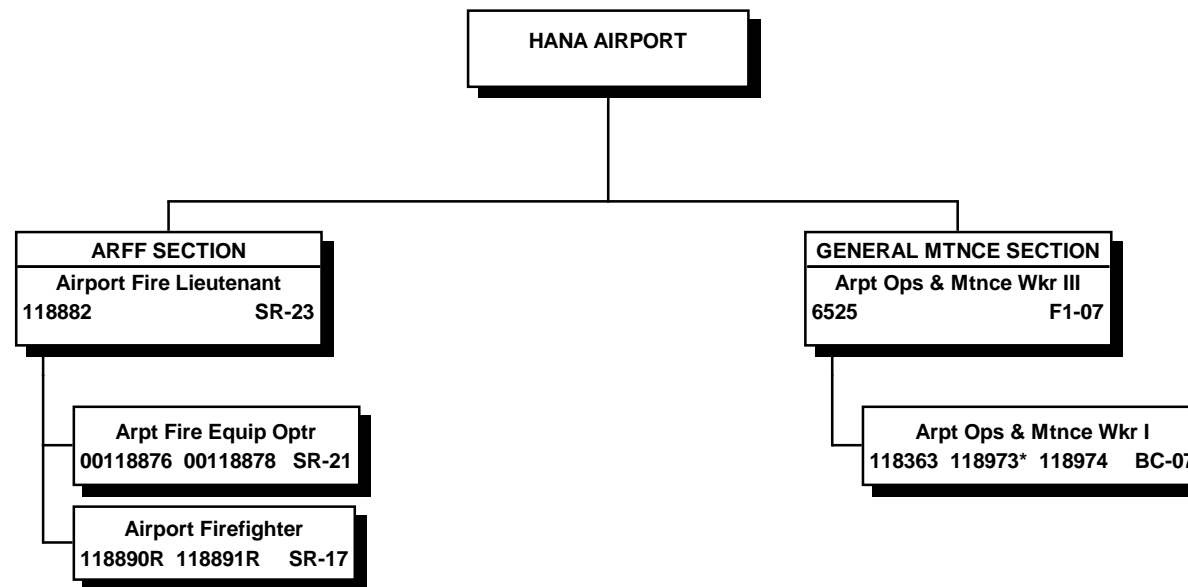
POSITION ORGANIZATION CHART



"R" indicates restored abolished position.

All special funded positions.

POSITION ORGANIZATION CHART



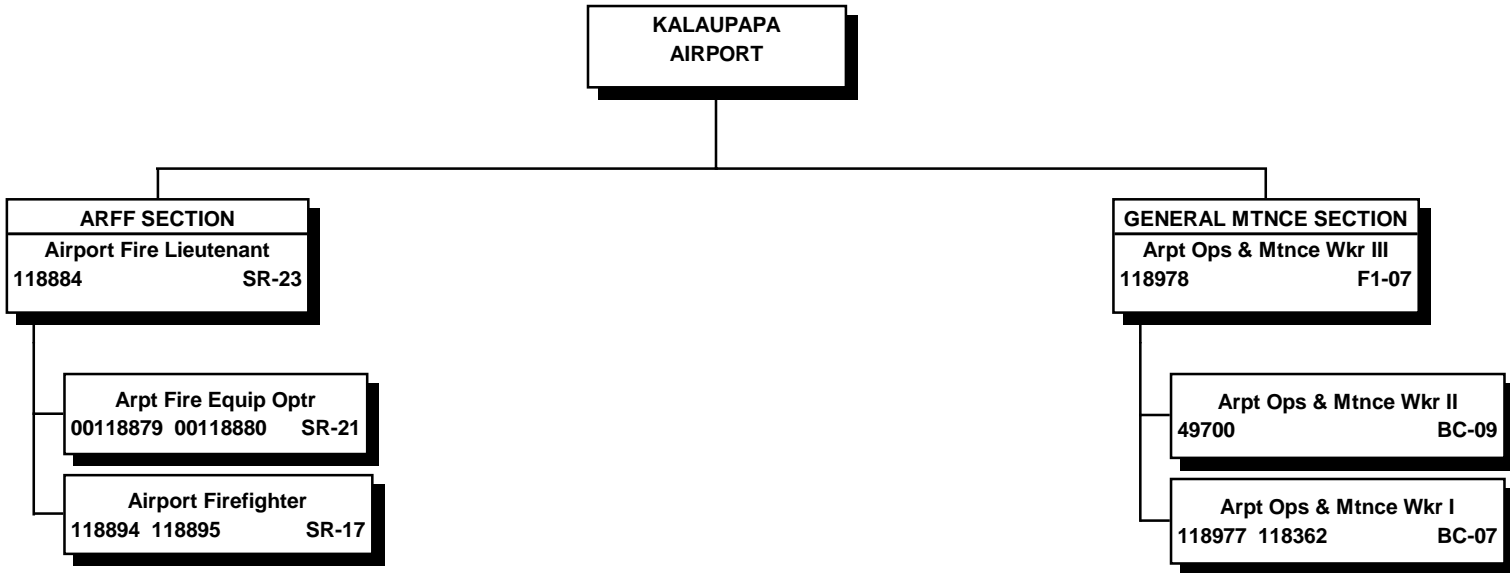
"R" indicates restored abolished position.

* To be transfered

All special funded positions.

STATE OF HAWAII
DEPARTMENT OF TRANSPORTATION
AIRPORTS DIVISION
MAUI DISTRICT
KALAUPAPA AIRPORT

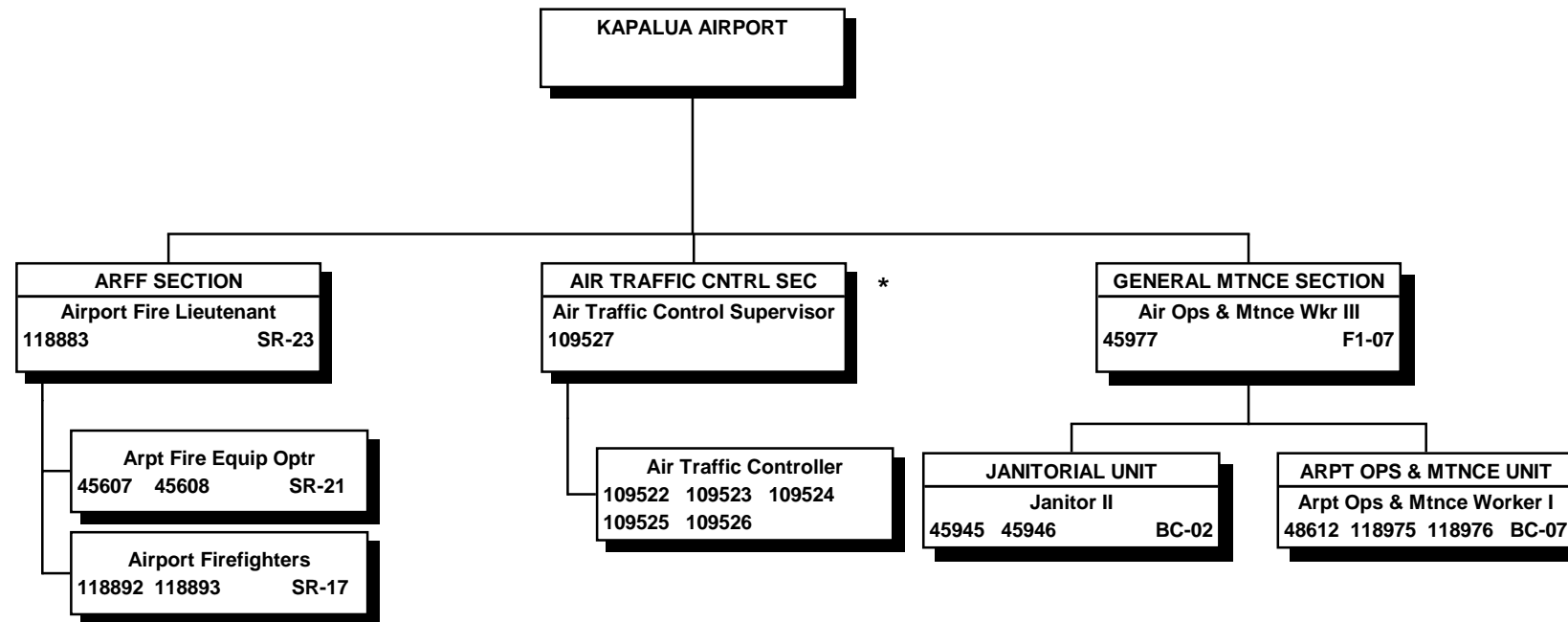
POSITION ORGANIZATION CHART



All special funded positions.

STATE OF HAWAII
DEPARTMENT OF TRANSPORTATION
AIRPORTS DIVISION
MAUI DISTRICT
KAPALUA AIRPORT

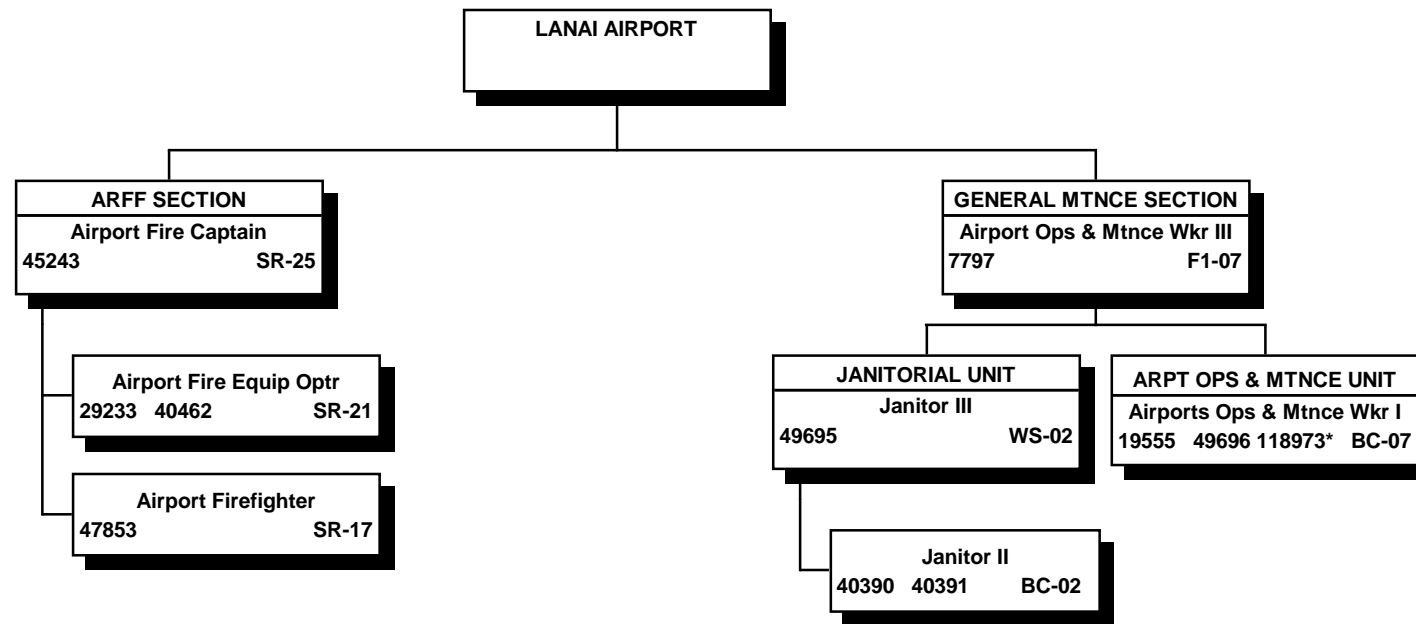
POSITION ORGANIZATION CHART



* All positions in the Air Traffic Control Section are exempt (no NTE date);
all other positions are special funded.

STATE OF HAWAII
 DEPARTMENT OF TRANSPORTATION
 AIRPORTS DIVISION
 MAUI DISTRCT
 LANAI AIRPORT

POSITION ORGANIZATION CHART

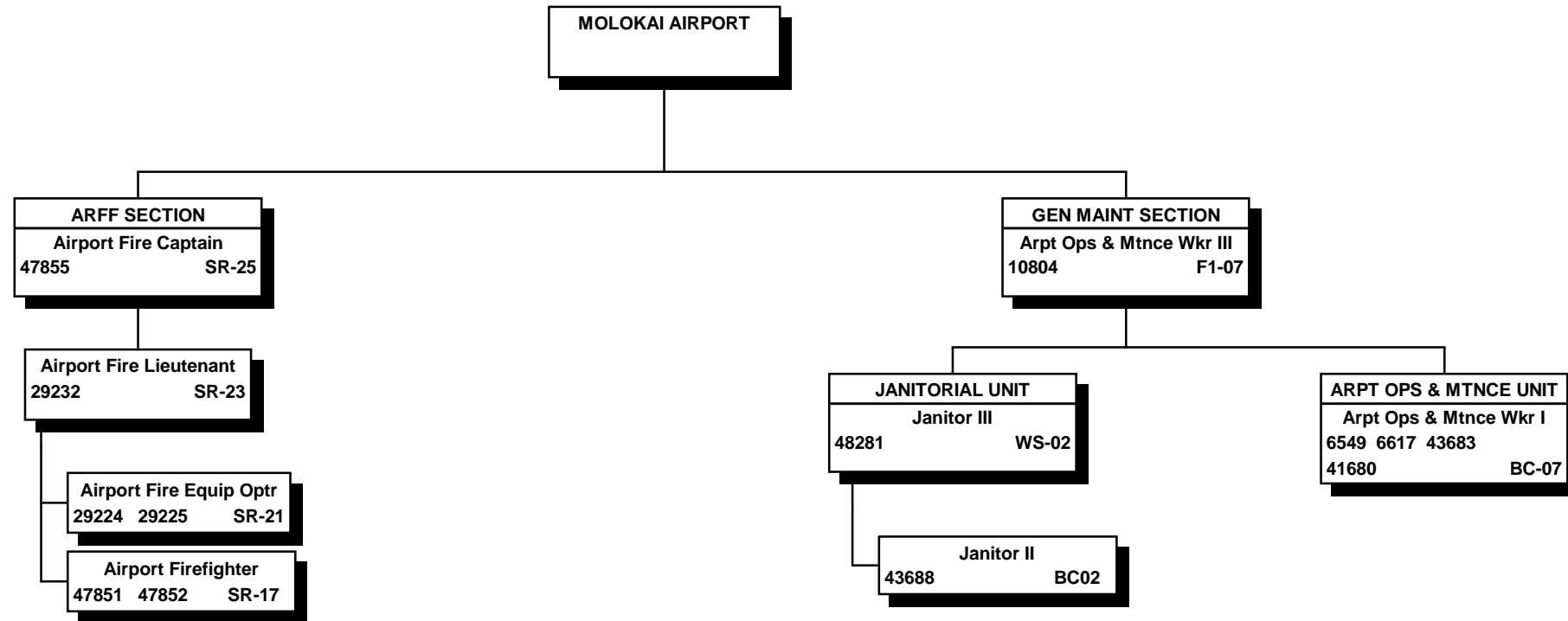


*To be transfered in.

All special funded positions.

STATE OF HAWAII
 DEPARTMENT OF TRANSPORTATION
 AIRPORTS DIVISION
 MAUI DISTRICT
 MOLOKAI AIRPORT

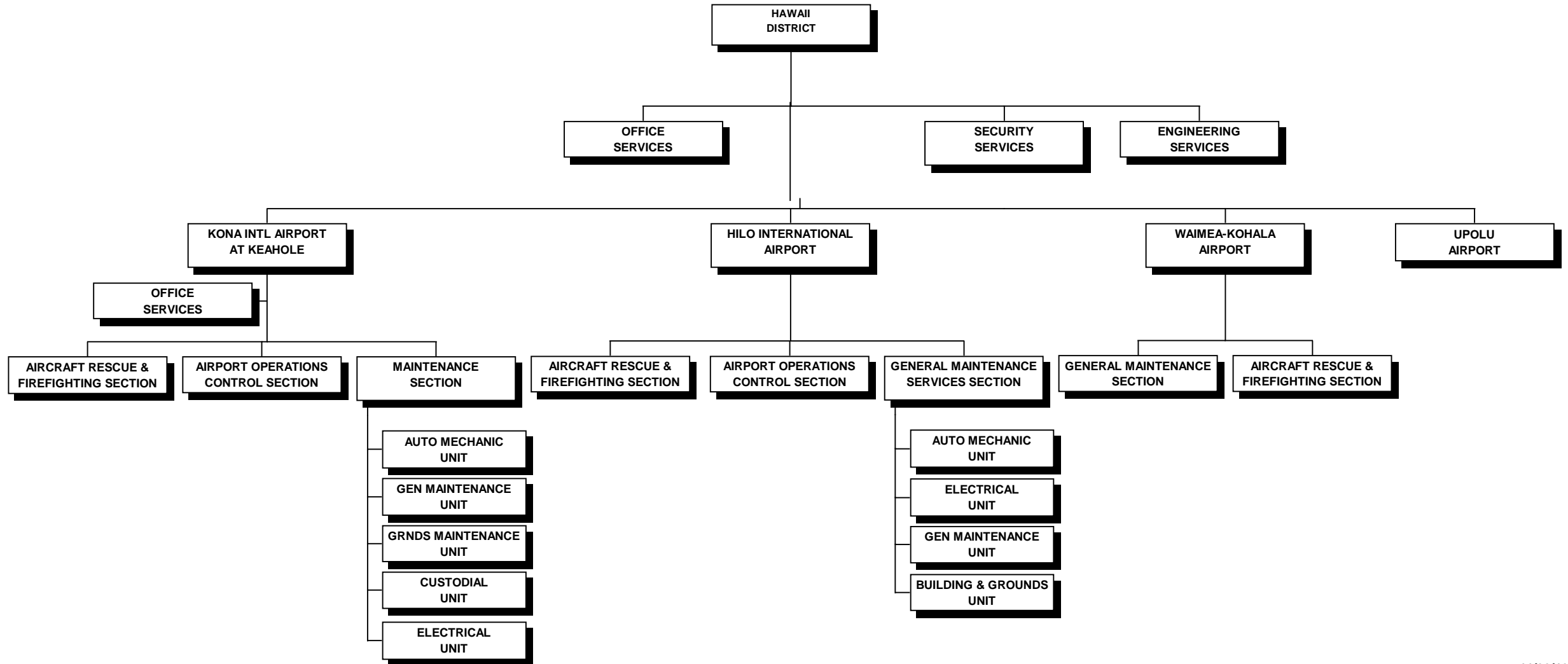
POSITION ORGANIZATION CHART



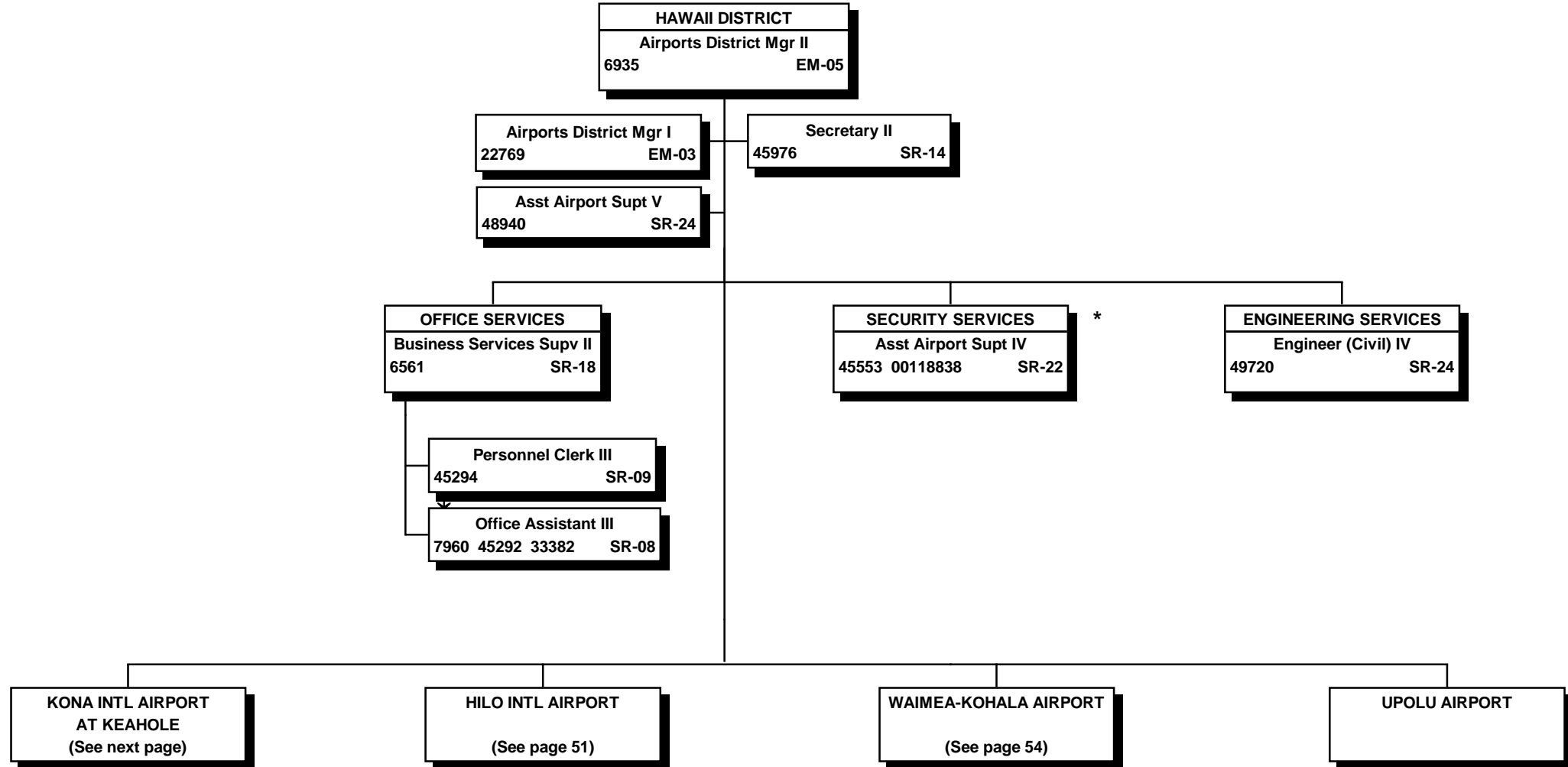
All special funded positions.

STATE OF HAWAII
 DEPARTMENT OF TRANSPORTATION
 AIRPORTS DIVISION
 HAWAII DISTRICT

ORGANIZATION CHART



STATE OF HAWAII
 DEPARTMENT OF TRANSPORTATION
 AIRPORTS DIVISION
 HAWAII DISTRICT
 POSITION ORGANIZATION CHART

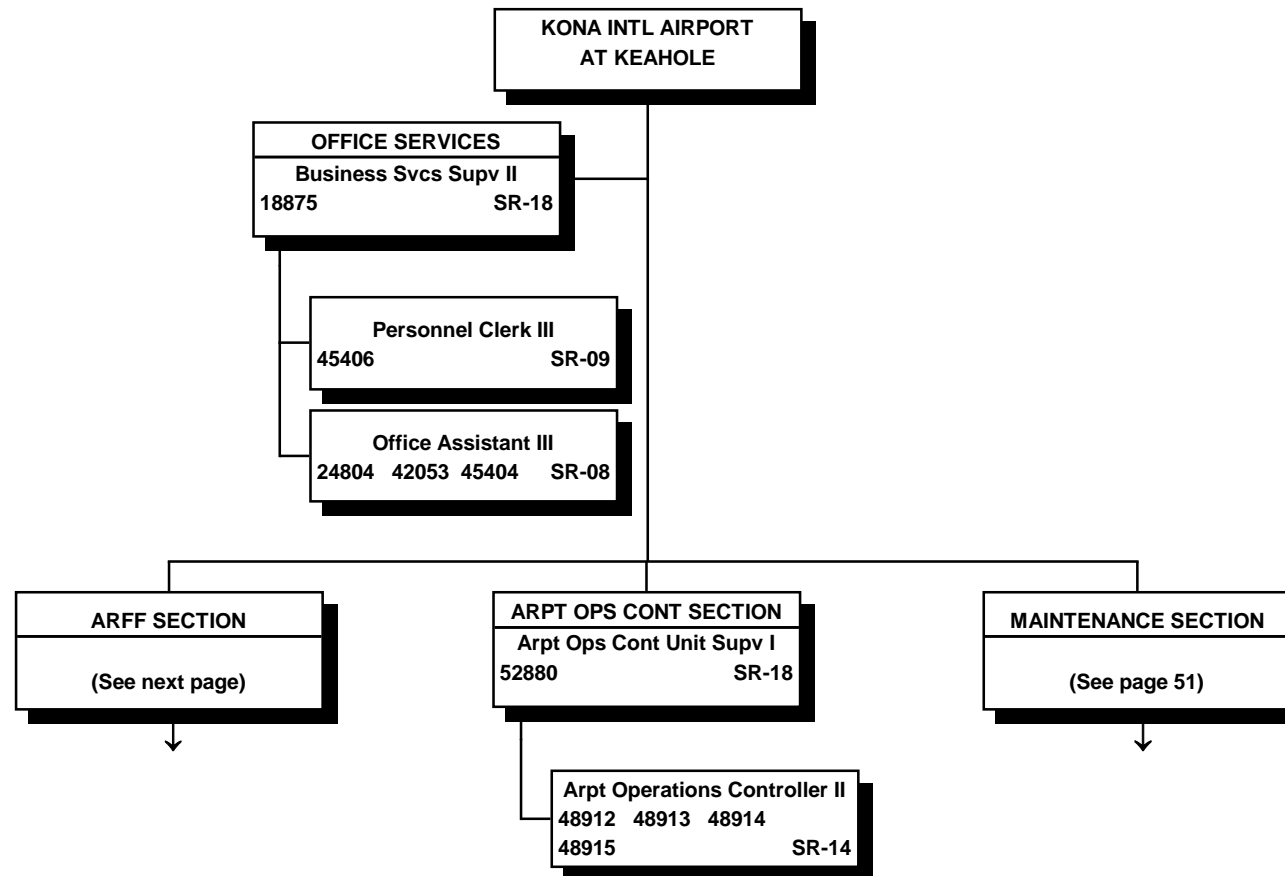


All special funded positions.

* Security Services is augmented by county police officers & contract security personnel stationed at Kona International Airport at Keahole & Hilo International Airport.

STATE OF HAWAII
 DEPARTMENT OF TRANSPORTATION
 AIRPORTS DIVISION
 HAWAII DISTRICT
 KONA INTERNATIONAL AIRPORT
 AT KEAHOLE

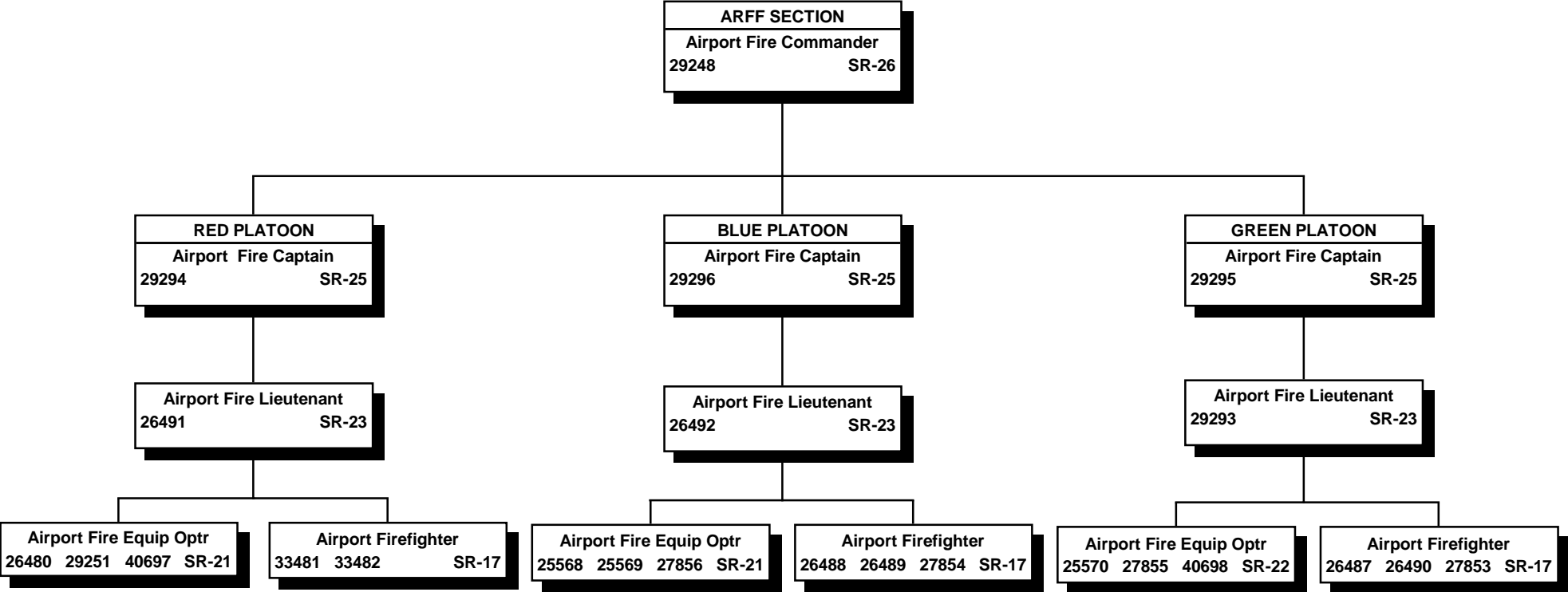
POSITION ORGANIZATION CHART



All special funded positions.

STATE OF HAWAII
 DEPARTMENT OF TRANSPORTATION
 AIRPORTS DIVISION
 HAWAII DISTRICT
 KONA INTERNATIONAL AIRPORT
 AT KEAHOLE
 AIRCRAFT RESCUE & FIRE FIGHTING SECTION

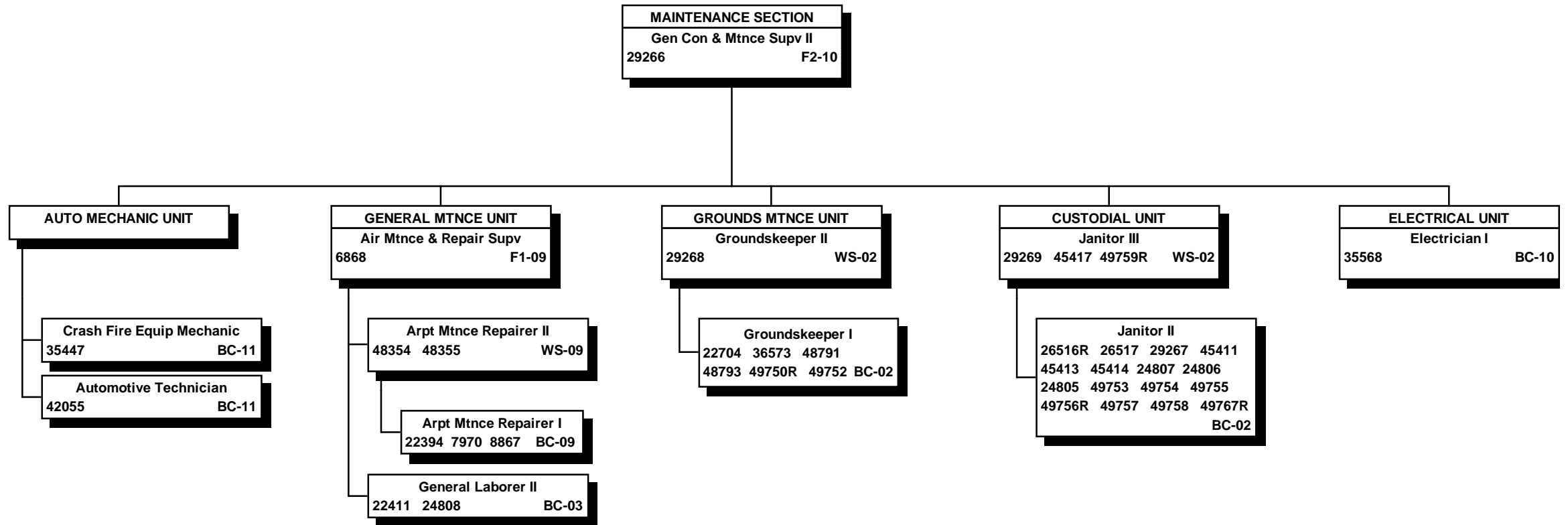
POSITION ORGANIZATION CHART



All special funded positions.

STATE OF HAWAII
DEPARTMENT OF TRANSPORTATION
AIRPORTS DIVISION
HAWAII DISTRICT
KONA INTERNATIONAL AIRPORT
AT KEAHOLE
MAINTENANCE SECTION

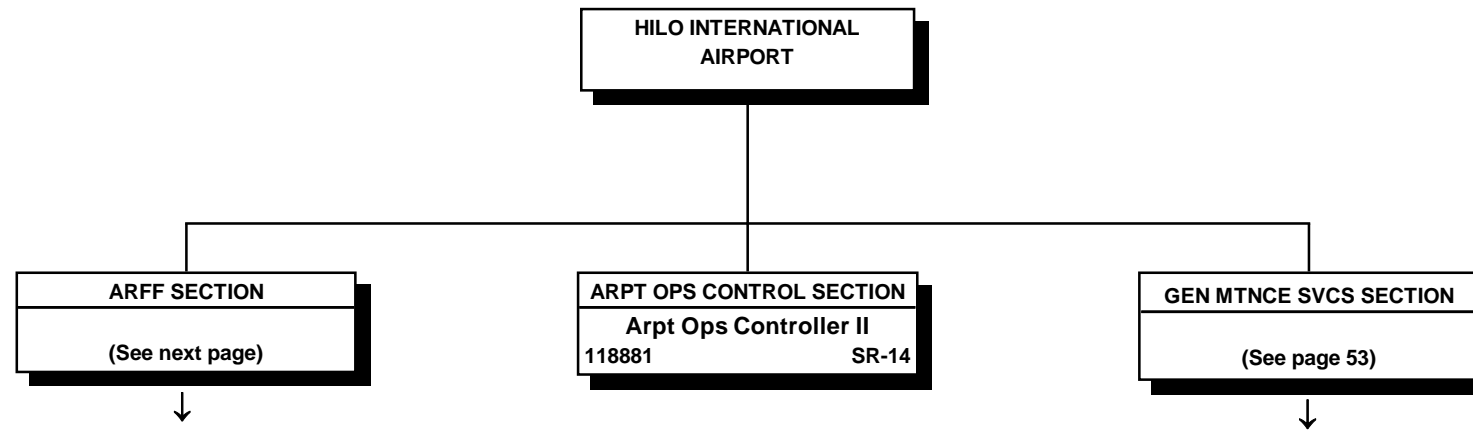
POSITION ORGANIZATION CHART



"R" indicates restored abolished position.

All special funded positions.

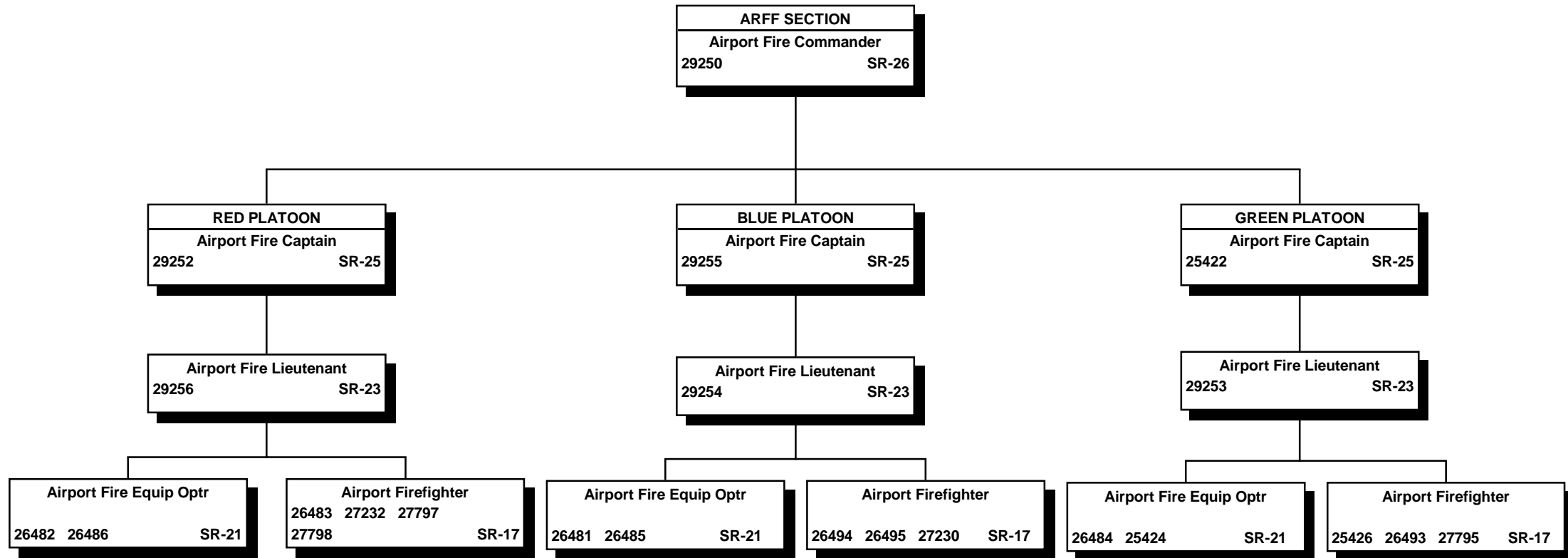
STATE OF HAWAII
DEPARTMENT OF TRANSPORTATION
AIRPORTS DIVISION
HAWAII DISTRICT
HILO INTERNATIONAL AIRPORT
POSITION ORGANIZATION CHART



Special funded position.

STATE OF HAWAII
DEPARTMENT OF TRANSPORTATION
AIRPORTS DIVISION
HAWAII DISTRICT
HILO INTERNATIONAL AIRPORT
AIRCRAFT RESCUE & FIRE FIGHTING SECTION

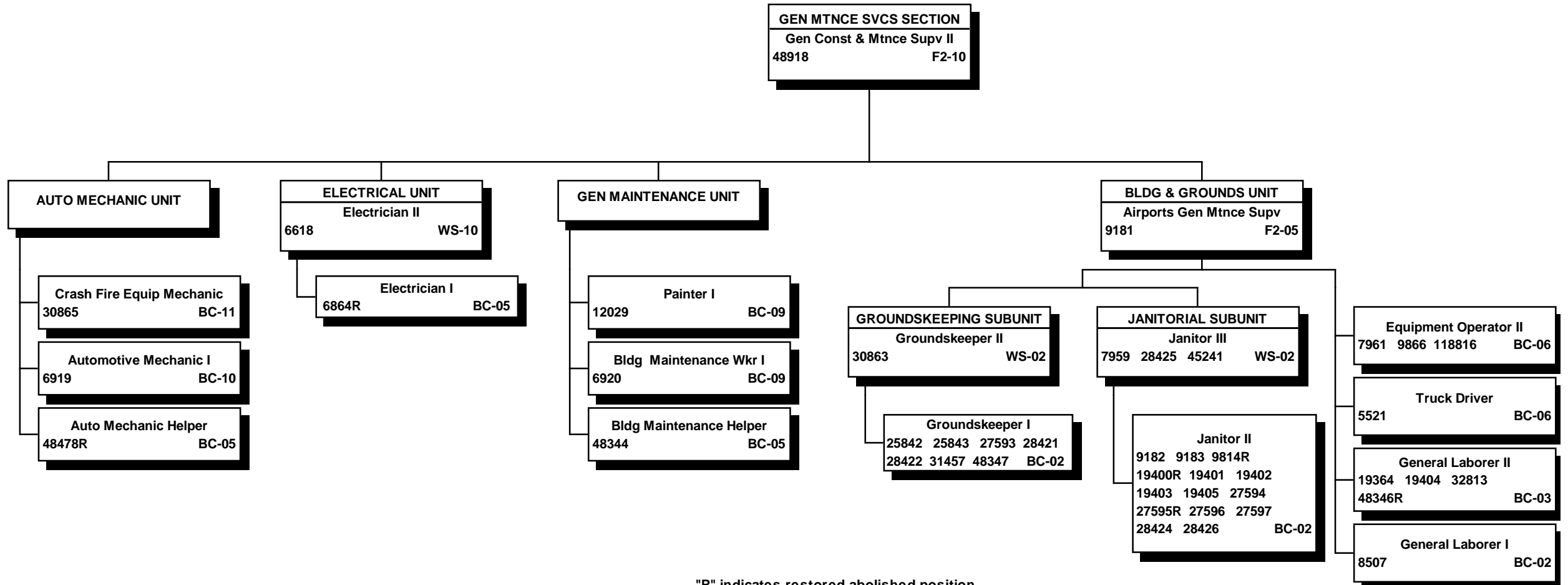
POSITION ORGANIZATION CHART



All special funded positions.

STATE OF HAWAII
 DEPARTMENT OF TRANSPORTATION
 AIRPORTS DIVISION
 HAWAII DISTRICT
 HILO INTERNATIONAL AIRPORT
 GENERAL MAINTENANCE SERVICES SECTION

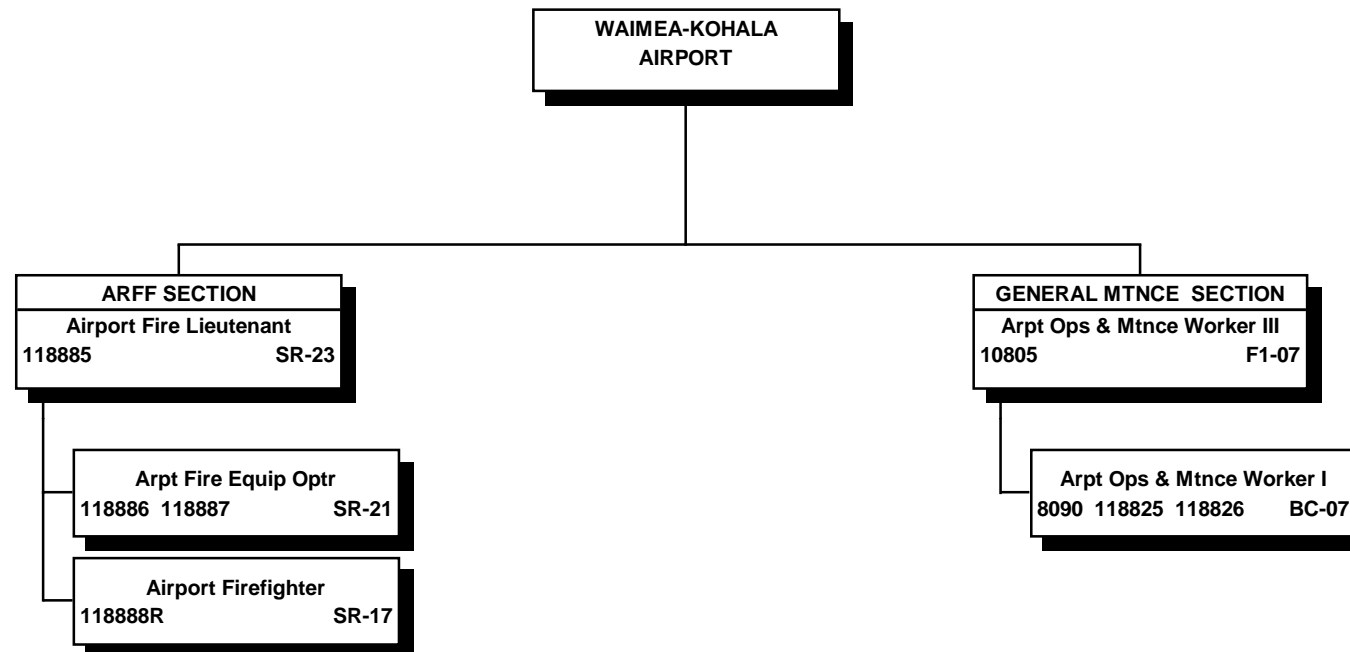
POSITION ORGANIZATION CHART



"R" indicates restored abolished position.

All special funded positions.

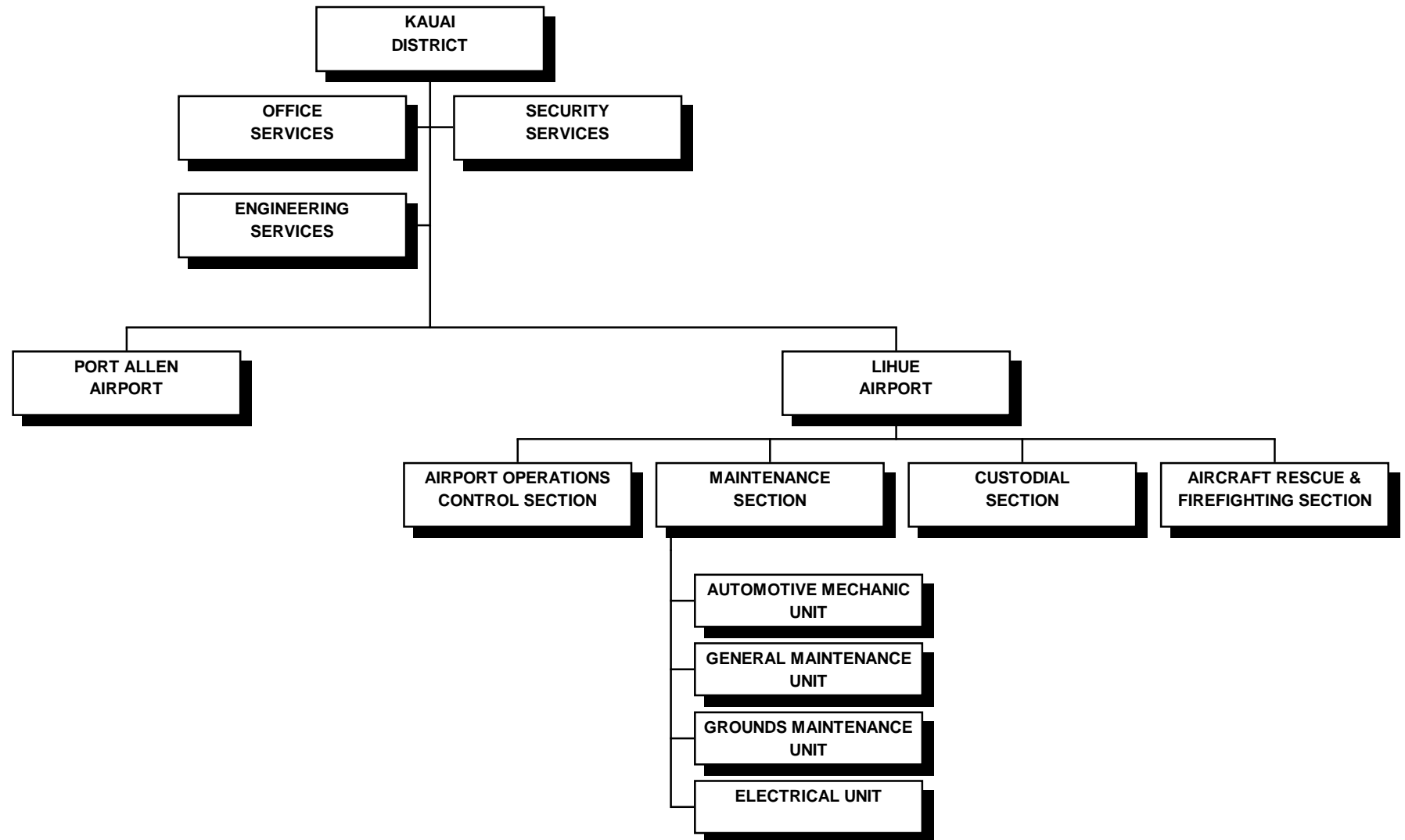
STATE OF HAWAII
DEPARTMENT OF TRANSPORTATION
AIRPORTS DIVISION
HAWAII DISTRICT
WAIMEA-KOHALA AIRPORT
POSITION ORGANIZATION CHART



"R" indicates restored abolished position.

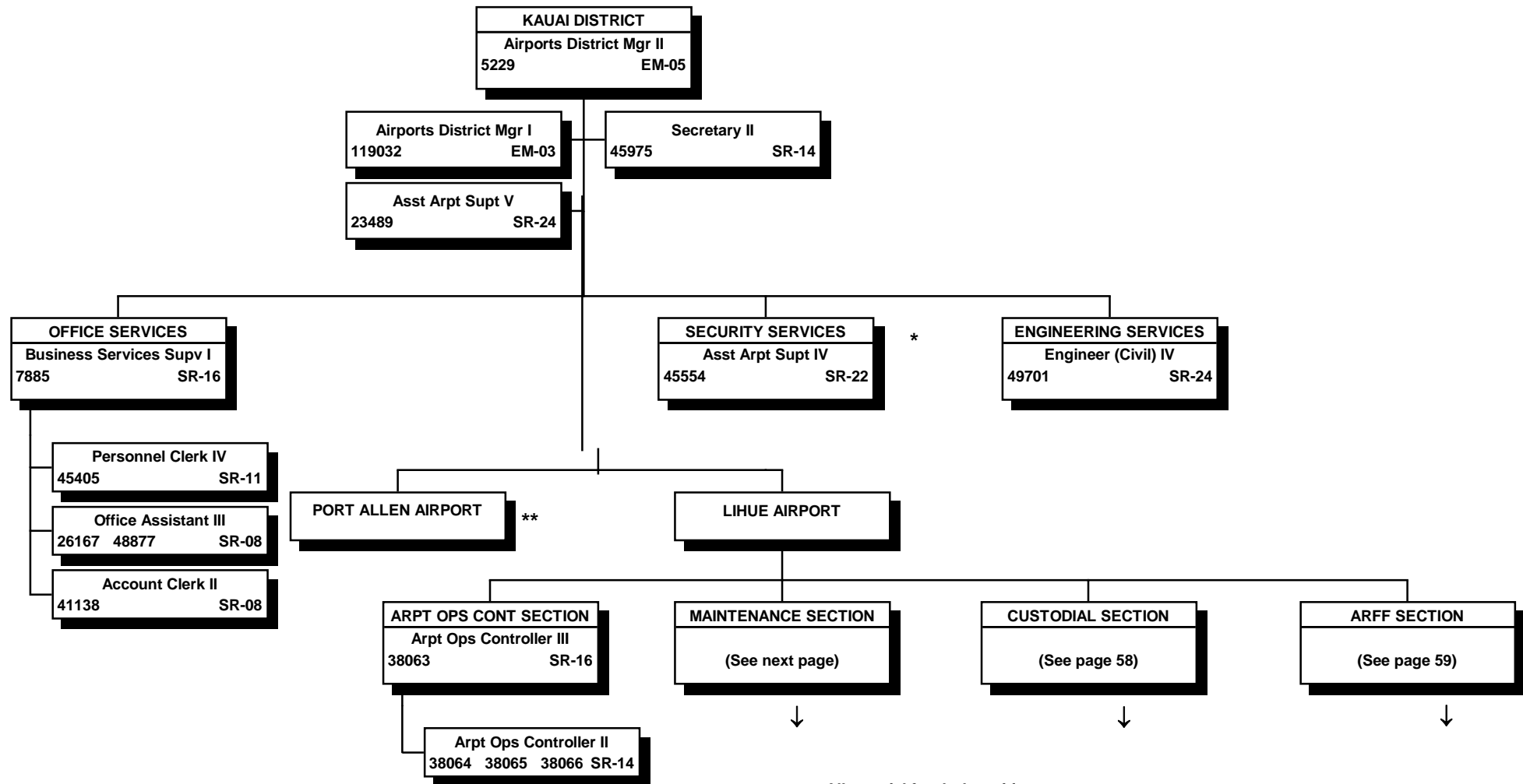
All special funded positions.

STATE OF HAWAII
DEPARTMENT OF TRANSPORTATION
AIRPORTS DIVISION
KAUAI DISTRICT
ORGANIZATION CHART



STATE OF HAWAII
DEPARTMENT OF TRANSPORTATION
AIRPORTS DIVISION
KAUAI DISTRICT
LIHUE AIRPORT

POSITION ORGANIZATION CHART



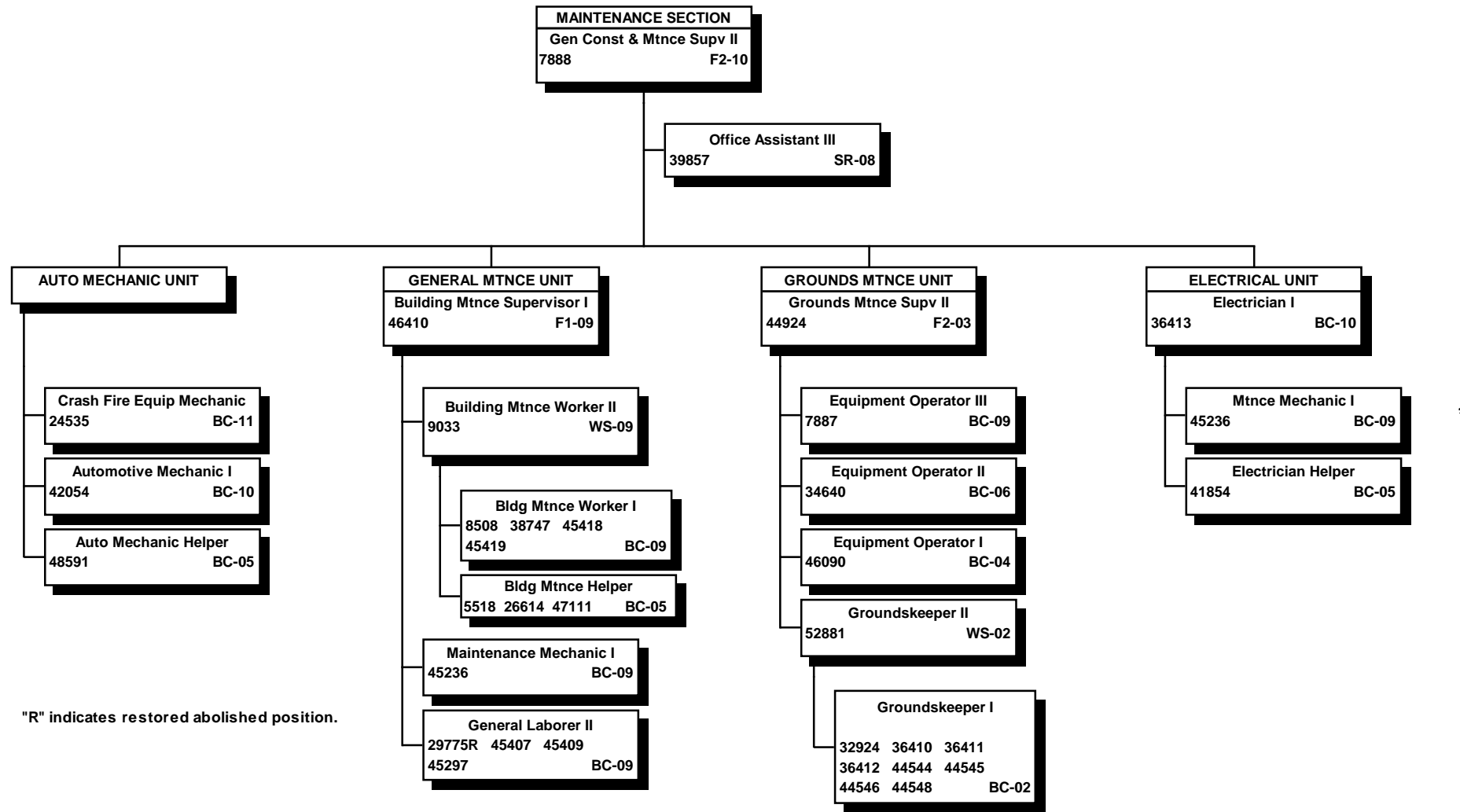
All special funded positions.

* Security Services is augmented by contract security personnel.

** Port Allen is serviced by the Maintenance Section at Lihue Airport.

STATE OF HAWAII
DEPARTMENT OF TRANSPORTATION
AIRPORTS DIVISION
KAUAI DISTRICT
LIHUE AIRPORT
MAINTENANCE SECTION

POSITION ORGANIZATION CHART



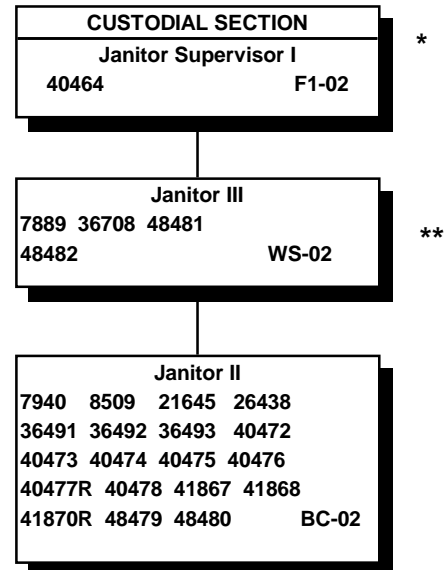
"R" indicates restored abolished position.

All special funded positions.

* To be redescibed to Electrician I.

STATE OF HAWAII
 DEPARTMENT OF TRANSPORTATION
 AIRPORTS DIVISION
 KAUAI DISTRICT
 LIHUE AIRPORT

POSITION ORGANIZATION CHART



"R" indicates restored abolished position.

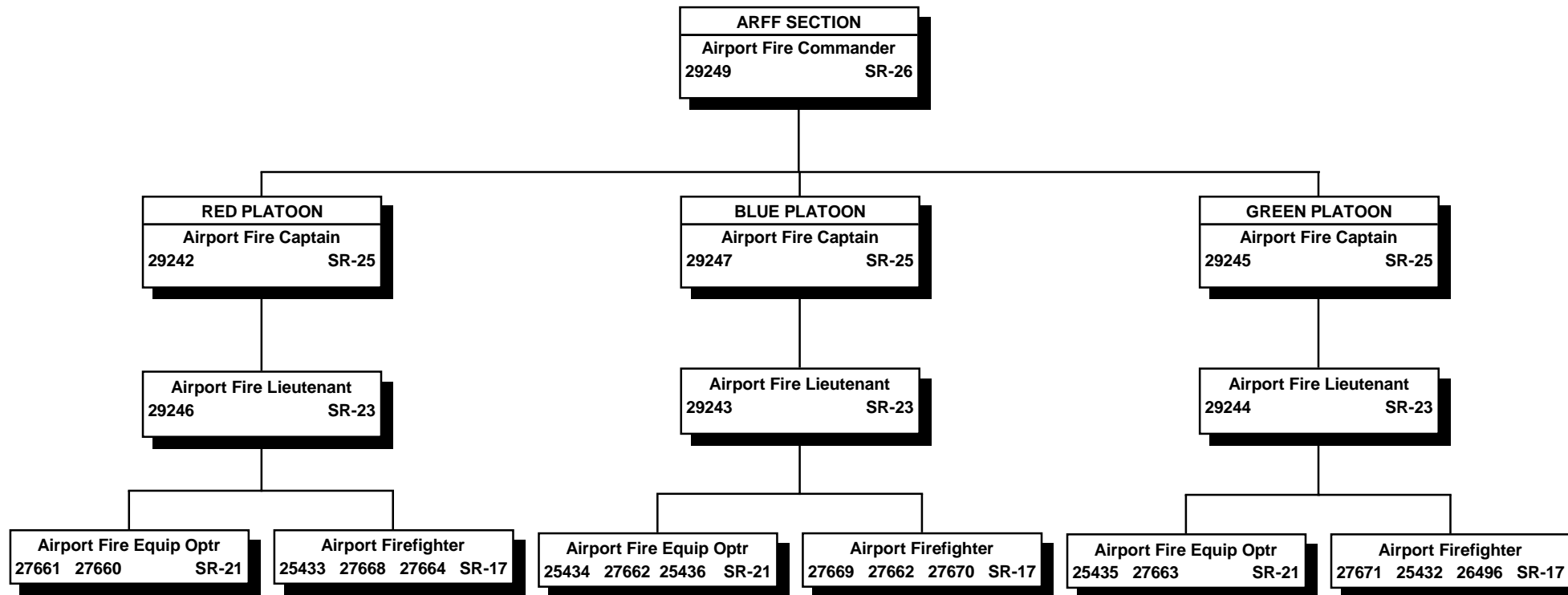
All special funded positions.

* The Custodial Section operates on an 8-hour-shift, 2-shifts-a-day, 7-days-a-week schedule; all shift assignments are made in accordance with the union contract, seniority & operational needs.

** The span of control of these positions varies with shift size.

STATE OF HAWAII
DEPARTMENT OF TRANSPORTATION
AIRPORTS DIVISION
KAUAI DISTRICT
LIHUE AIRPORT
AIRCRAFT RESCUE & FIRE FIGHTING SECTION

POSITION ORGANIZATION CHART



All special funded positions.

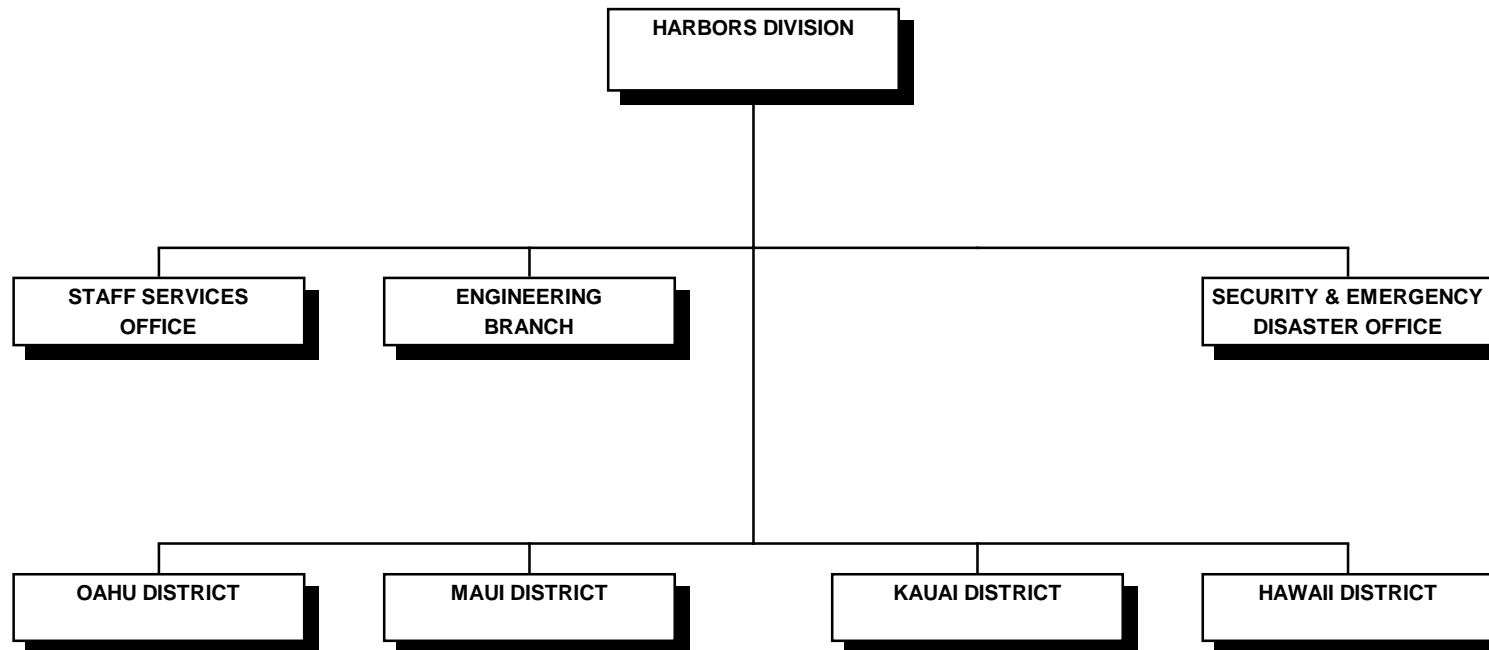
STATE OF HAWAII
DEPARTMENT OF TRANSPORTATION
HARBORS DIVISION

ORGANIZATION CHARTS

LEGISLATIVE UPDATE

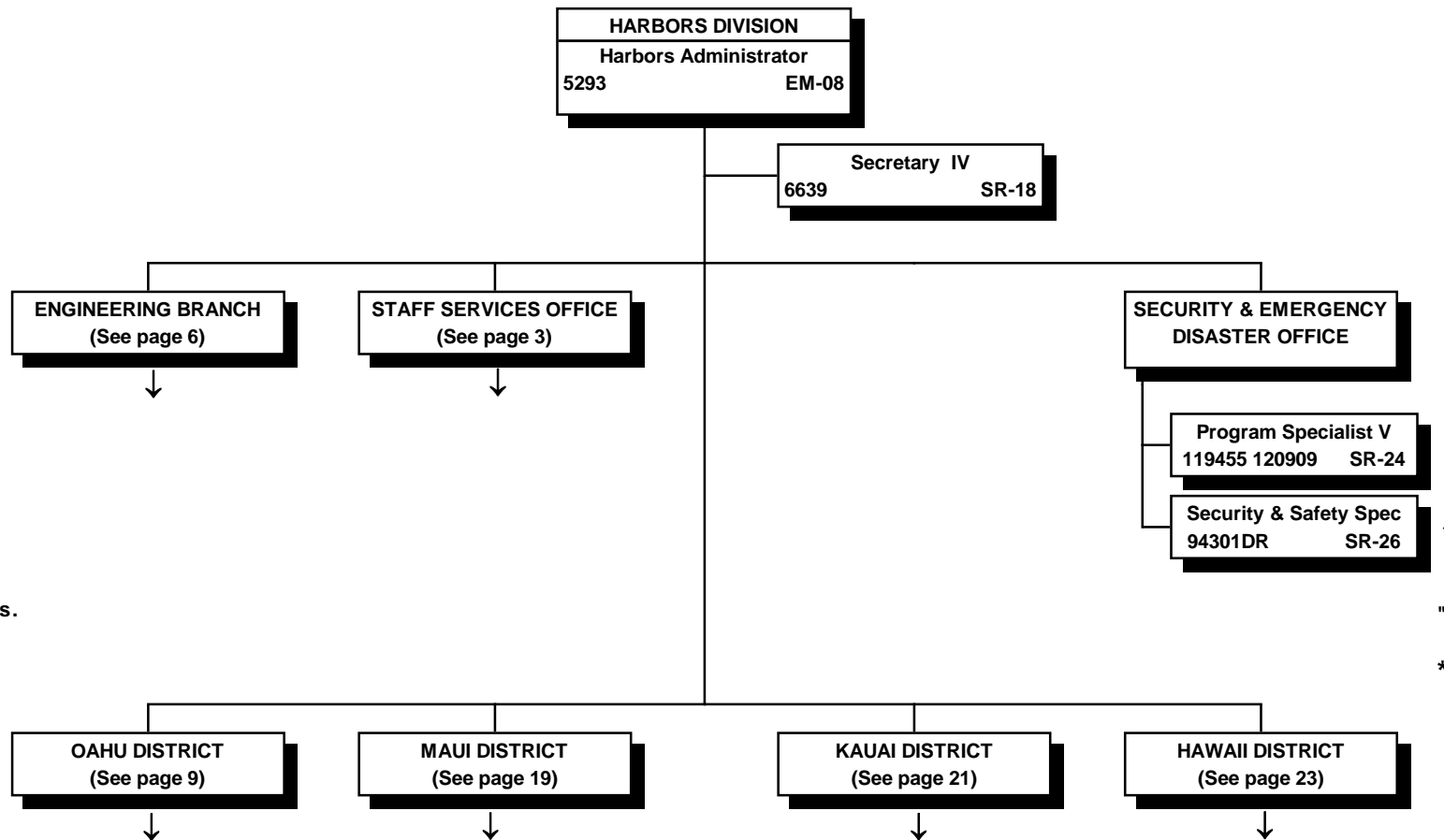
STATE OF HAWAII
DEPARTMENT OF TRANSPORTATION
HARBORS DIVISION

ORGANIZATION CHART



STATE OF HAWAII
 DEPARTMENT OF TRANSPORTATION
 HARBORS DIVISION

POSITION ORGANIZATION CHART



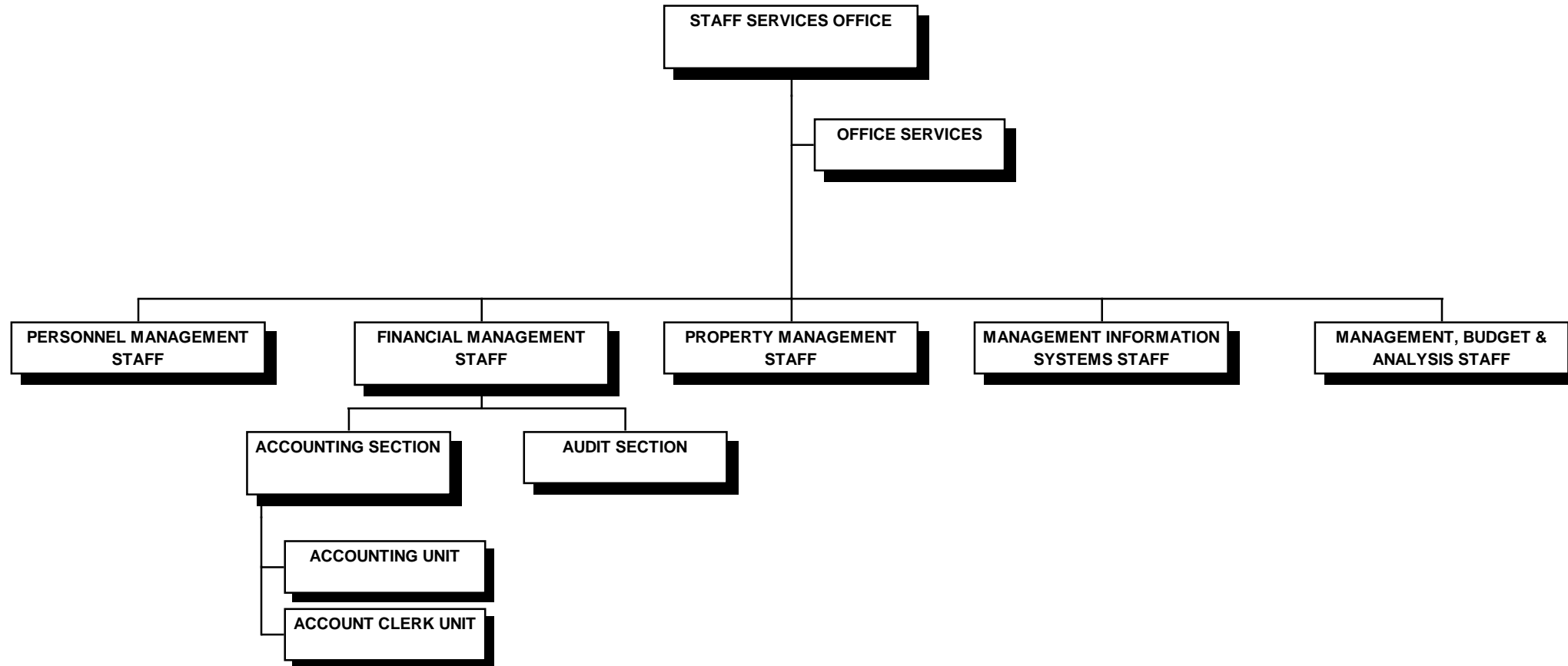
All special funded positions.

"R" indicates restored abolished position.

* Temporary position.

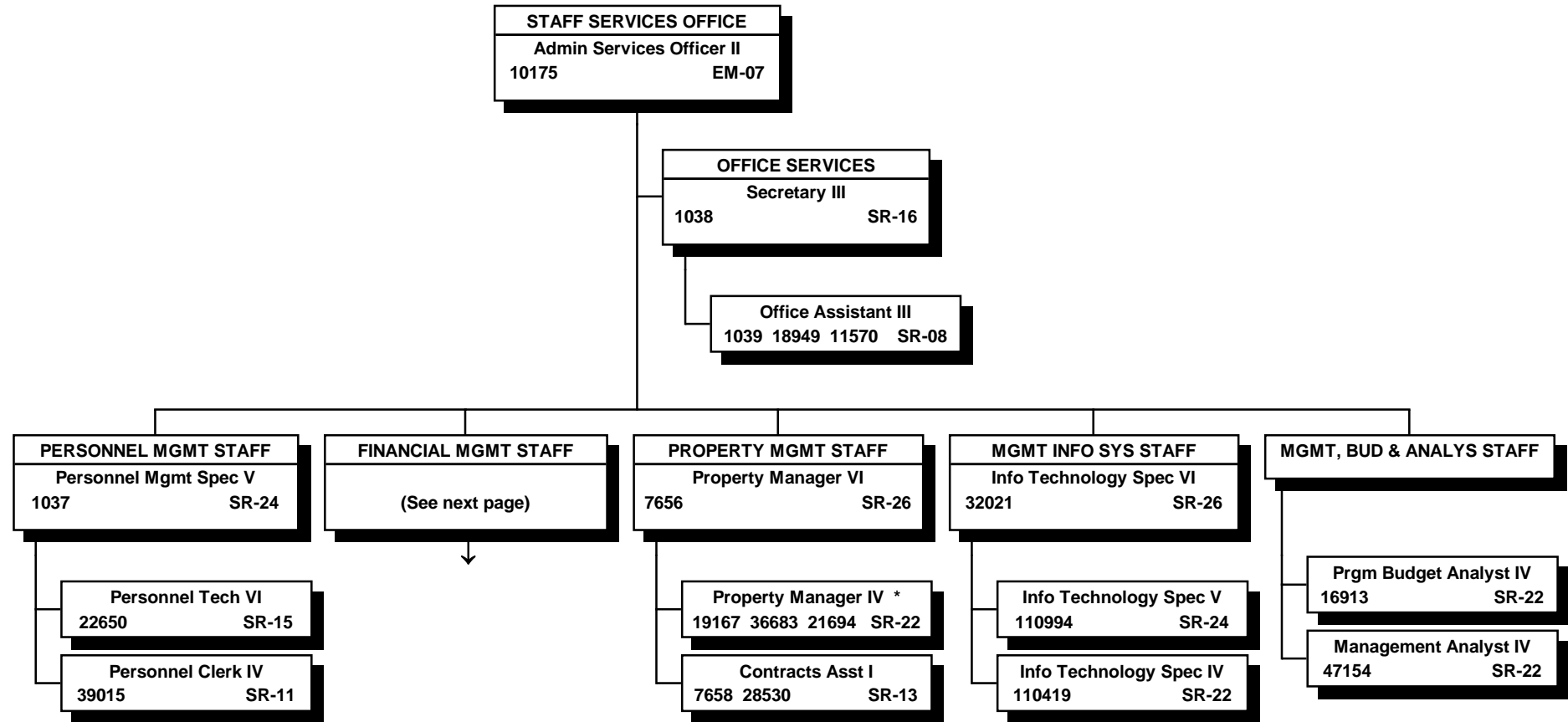
STATE OF HAWAII
DEPARTMENT OF TRANSPORTATION
HARBORS DIVISION
STAFF SERVICES OFFICE

ORGANIZATION CHART



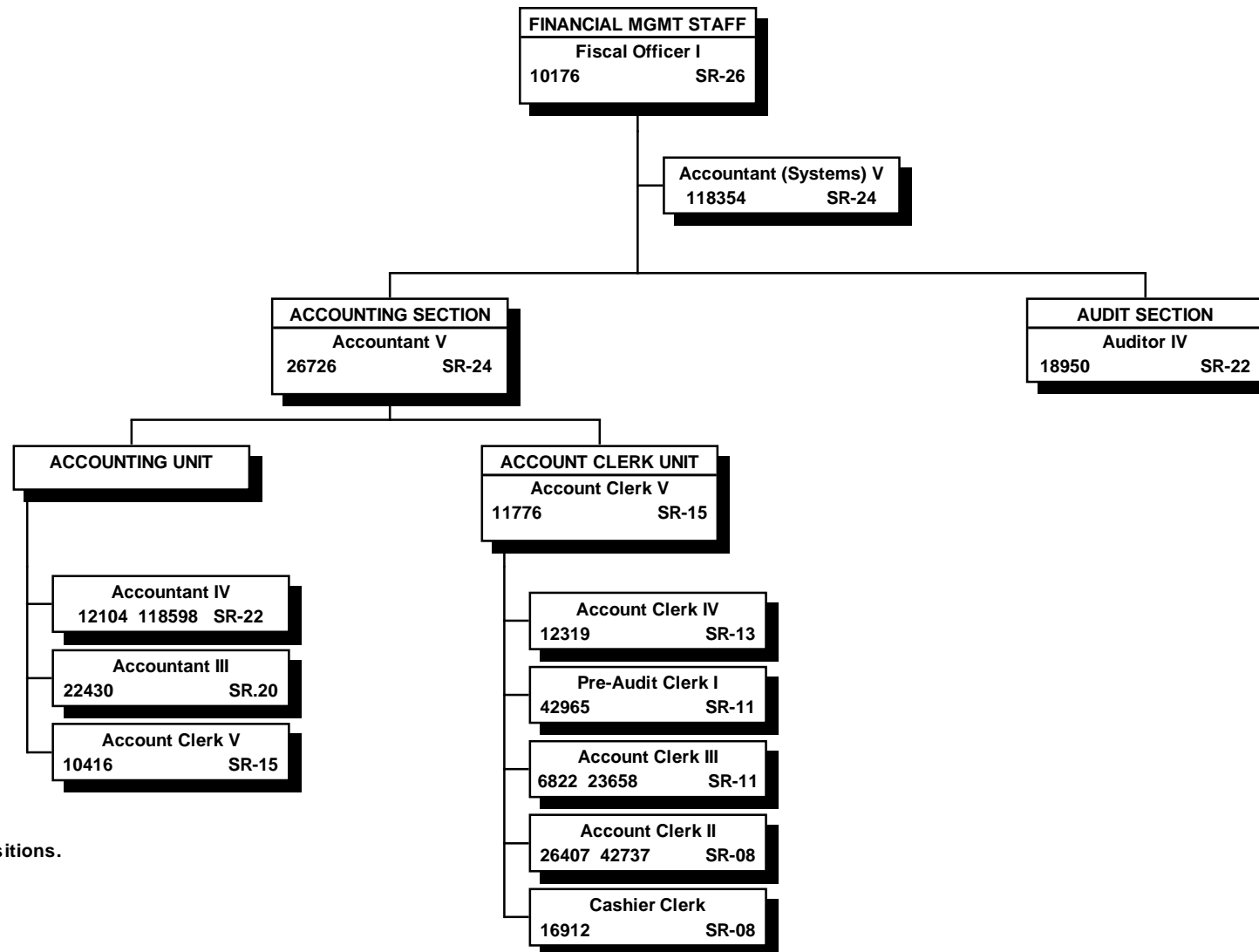
STATE OF HAWAII
 DEPARTMENT OF TRANSPORTATION
 HARBORS DIVISION
 STAFF SERVICES OFFICE

 POSITION ORGANIZATION CHART



* Two (2) property manager IV positions to be established pending legislative approval

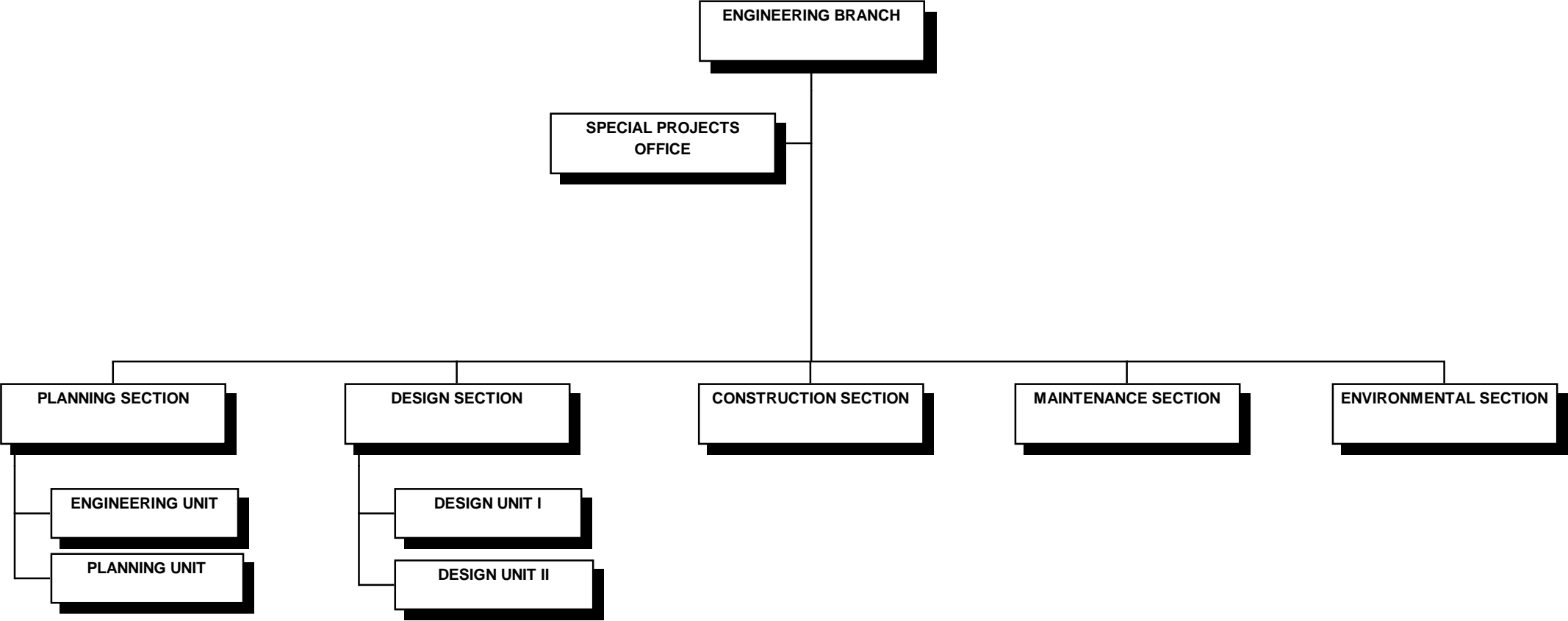
All special funded positions.

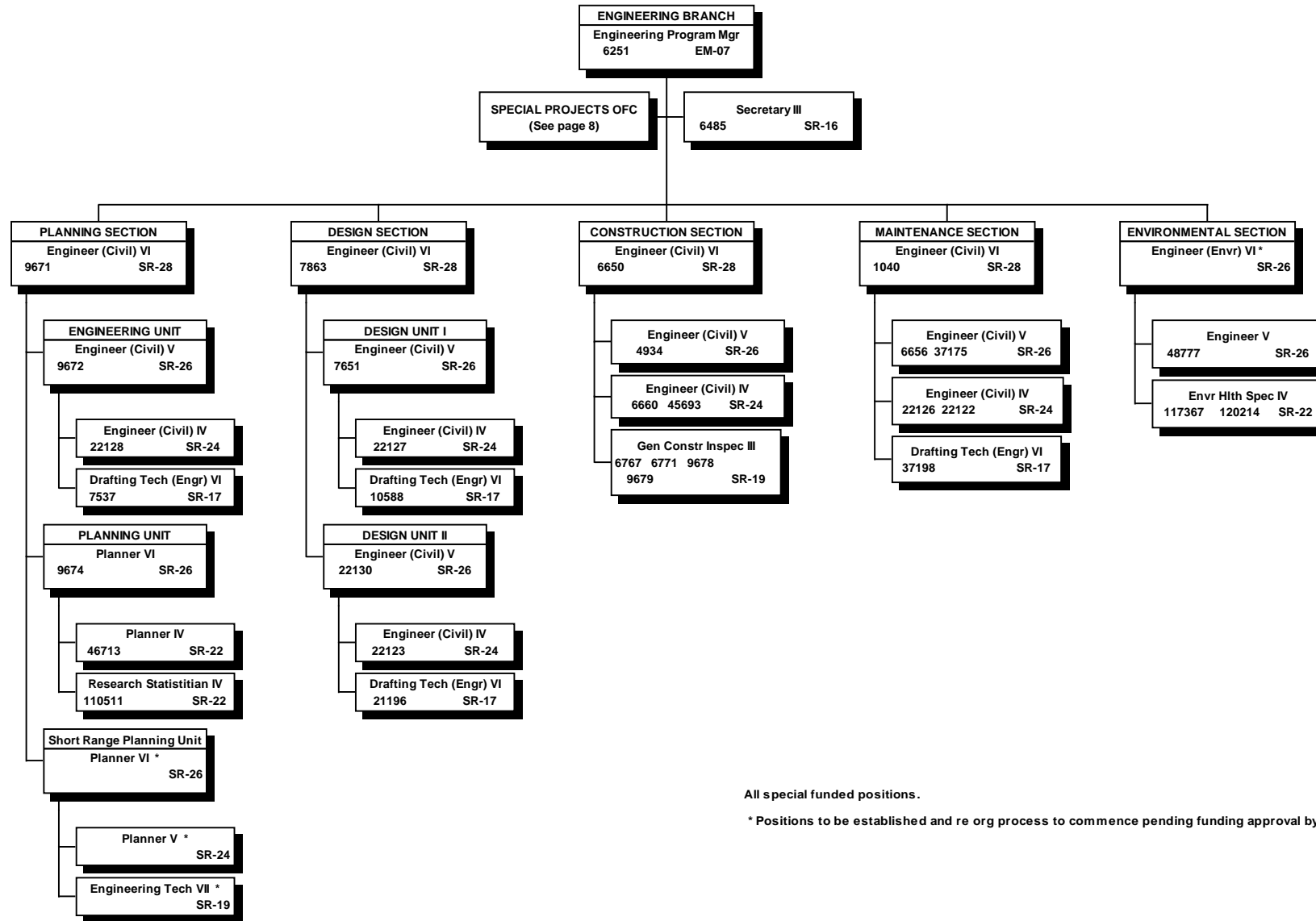


All special funded positions.

STATE OF HAWAII
DEPARTMENT OF TRANSPORTATION
HARBORS DIVISION
ENGINEERING BRANCH

ORGANIZATION CHART



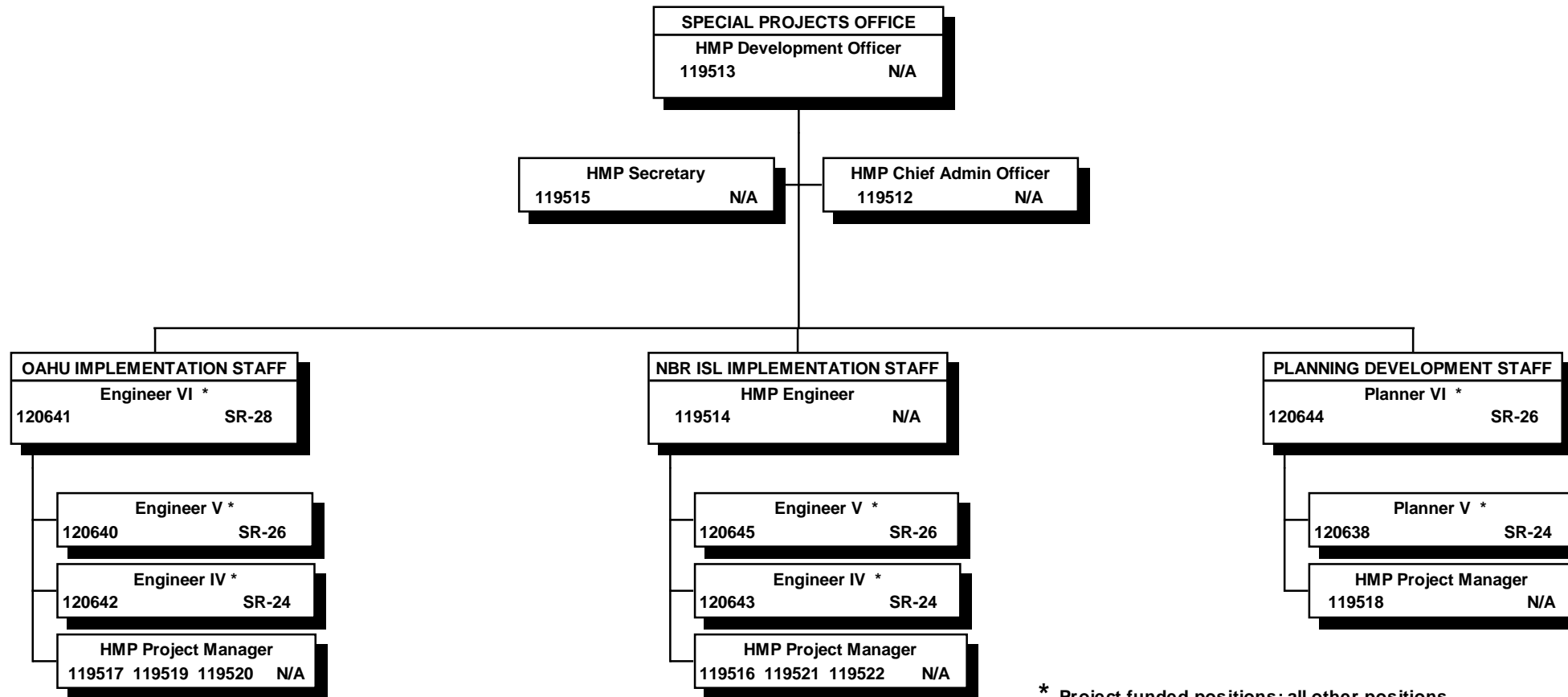


All special funded positions.

* Positions to be established and re org process to commence pending funding approval by the legislature

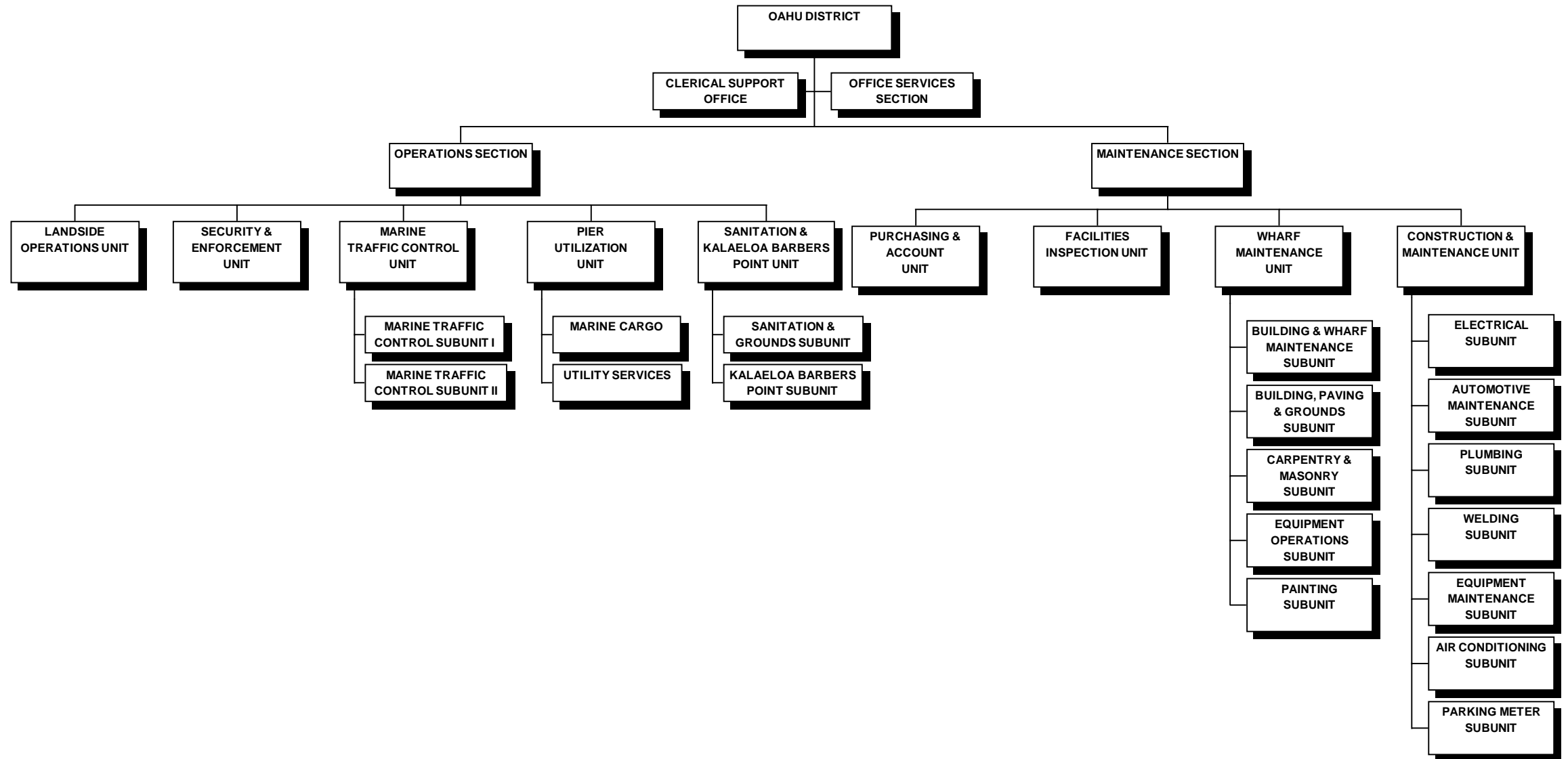
STATE OF HAWAII
DEPARTMENT OF TRANSPORTATION
HARBORS DIVISION
ENGINEERING BRANCH
SPECIAL PROJECTS OFFICE

POSITION ORGANIZATION CHART

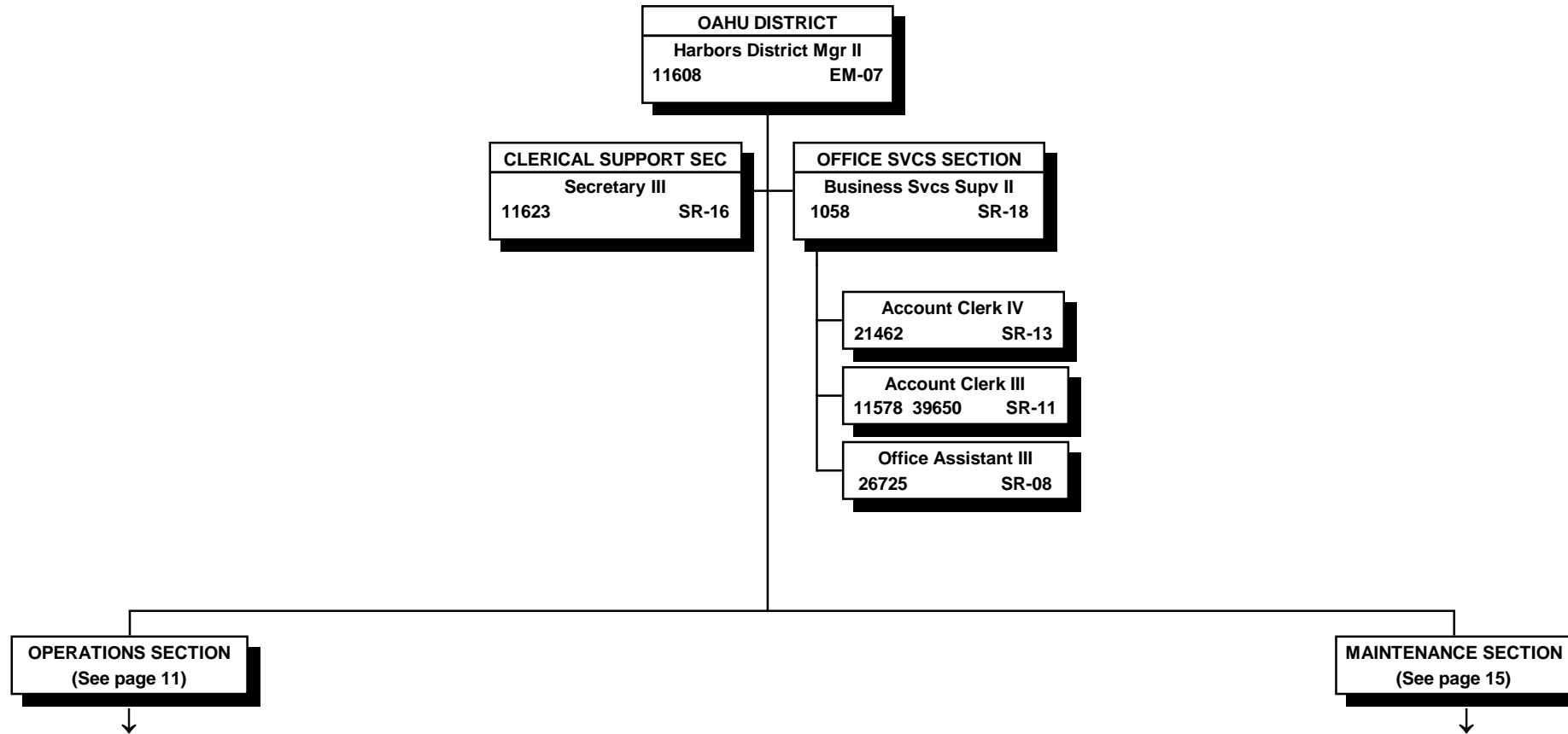


* Project funded positions; all other positions are exempt NTE 6/30/14.

STATE OF HAWAII
 DEPARTMENT OF TRANSPORTATION
 HAROBRS DIVISION
 OAHU DISTRICT
 ORGANIZATION CHART



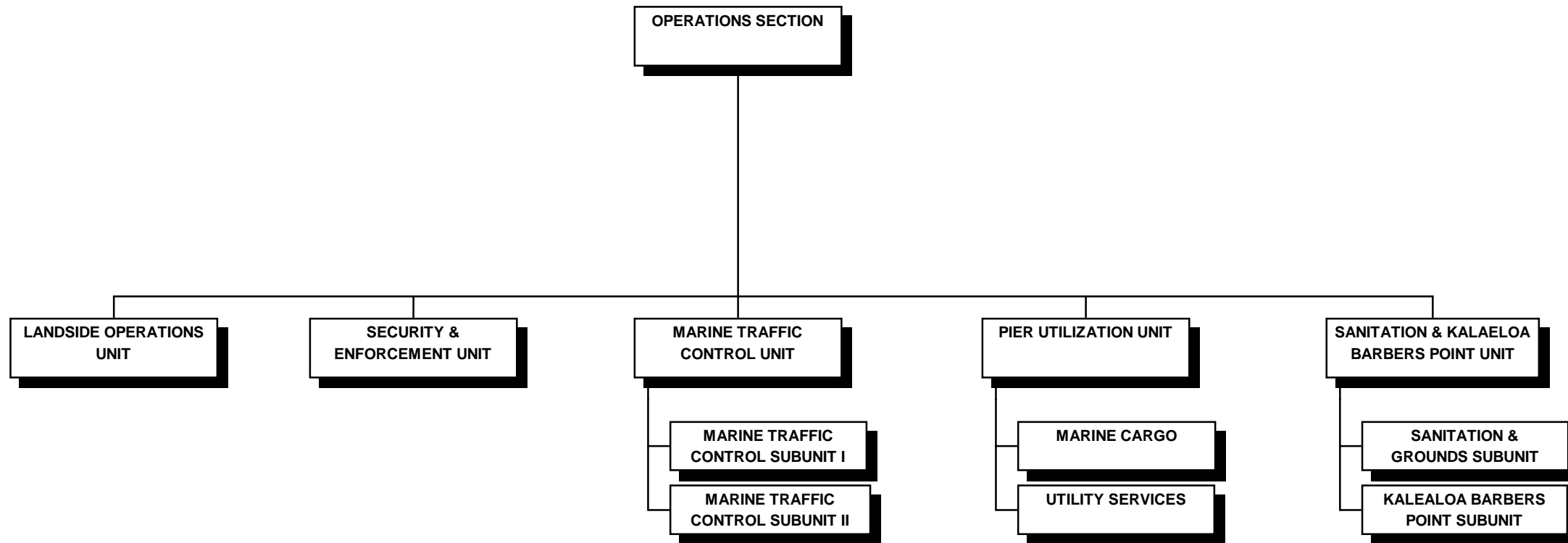
STATE OF HAWAII
DEPARTMENT OF TRANSPORTATION
HARBORS DIVISION
OAHU DISTRICT
POSITION ORGANIZATION CHART



All special funded positions.

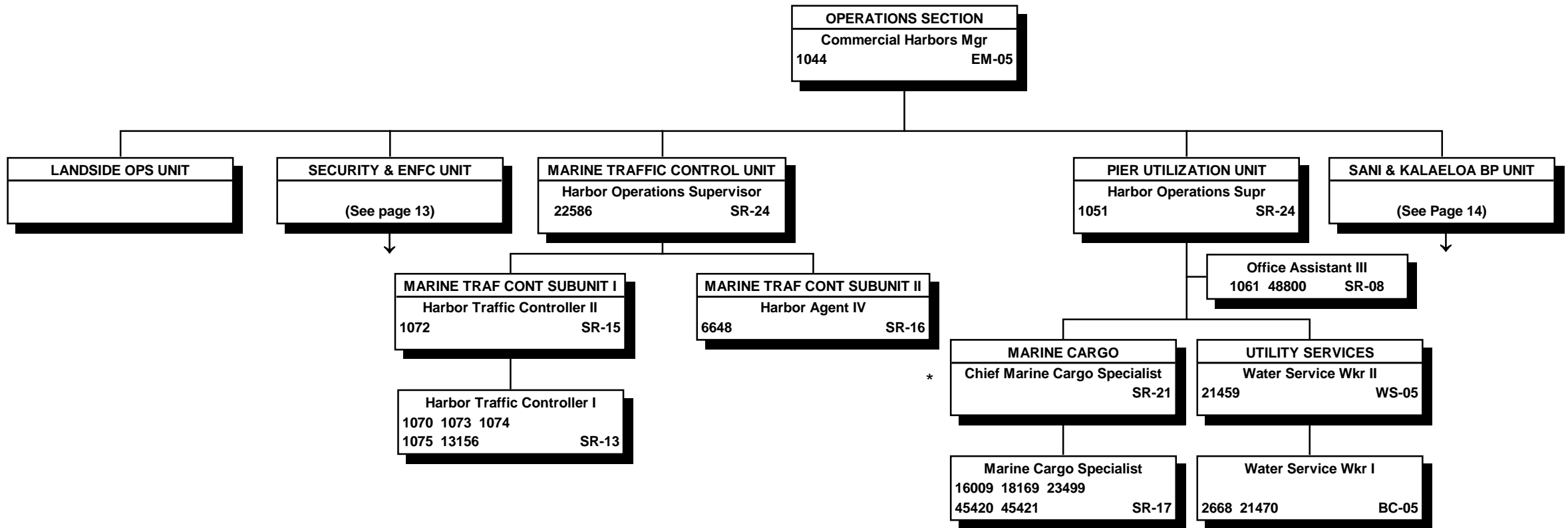
STATE OF HAWAII
DEPARTMENT OF TRANSPORTATION
HARBORS DIVISION
OAHU DISTRICT
OPERATIONS SECTION

ORGANIZATION CHART



STATE OF HAWAII
 DEPARTMENT OF TRANSPORTATION
 HARBORS DIVISION
 OAHU DISTRICT
 OPERATIONS SECTION

POSITION ORGANIZATION CHART

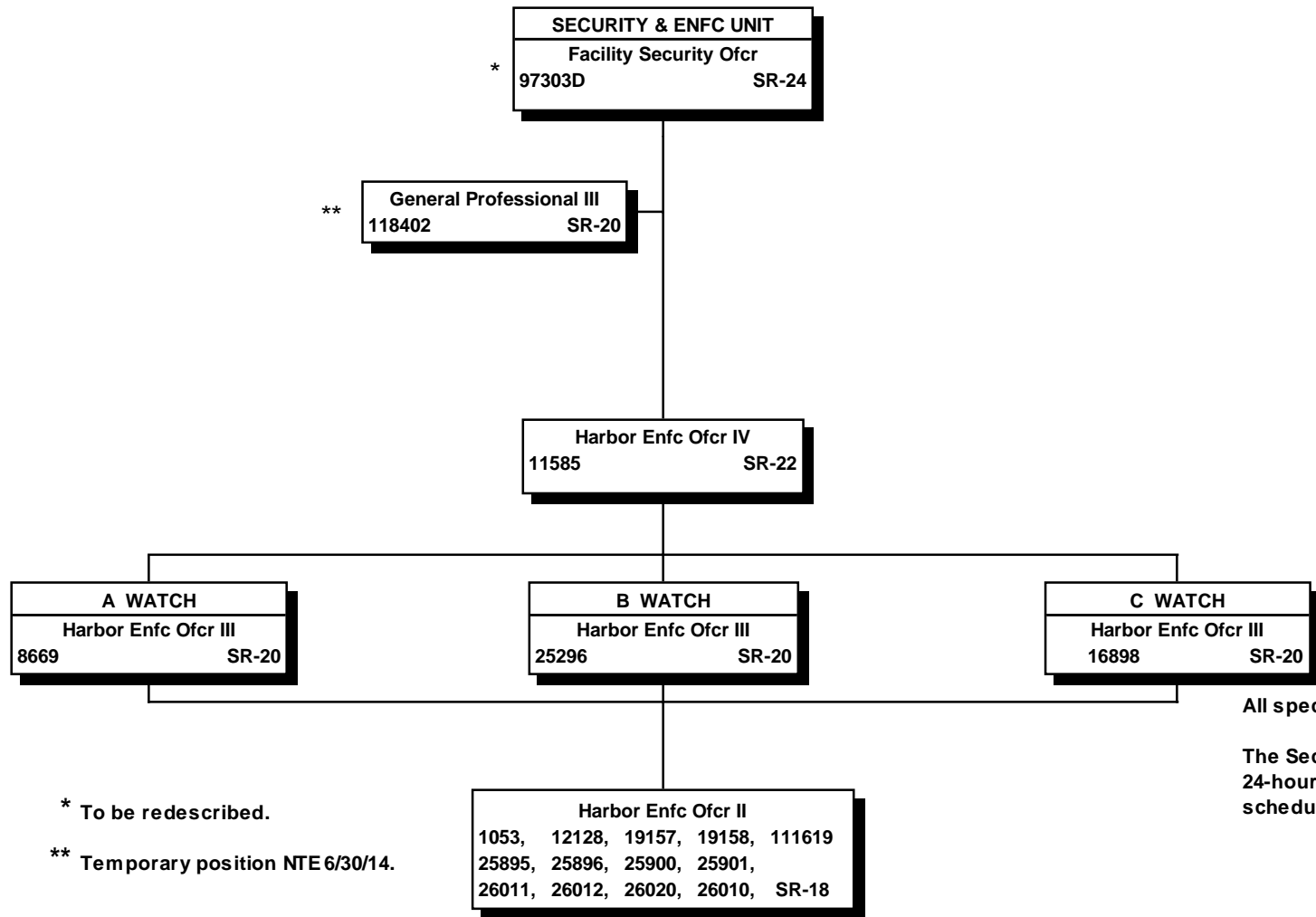


* One of the existing Marine Cargo Specialist positions to be reallocated to this supervisory position.

All special funded positions.

STATE OF HAWAII
 DEPARTMENT OF TRANSPORTATION
 HARBORS DIVISION
 OAHU DISTRICT
 OPERATIONS SECTION
 SECURITY & ENFORCEMENT UNIT

POSITION ORGANIZATION CHART



* To be redescribed.

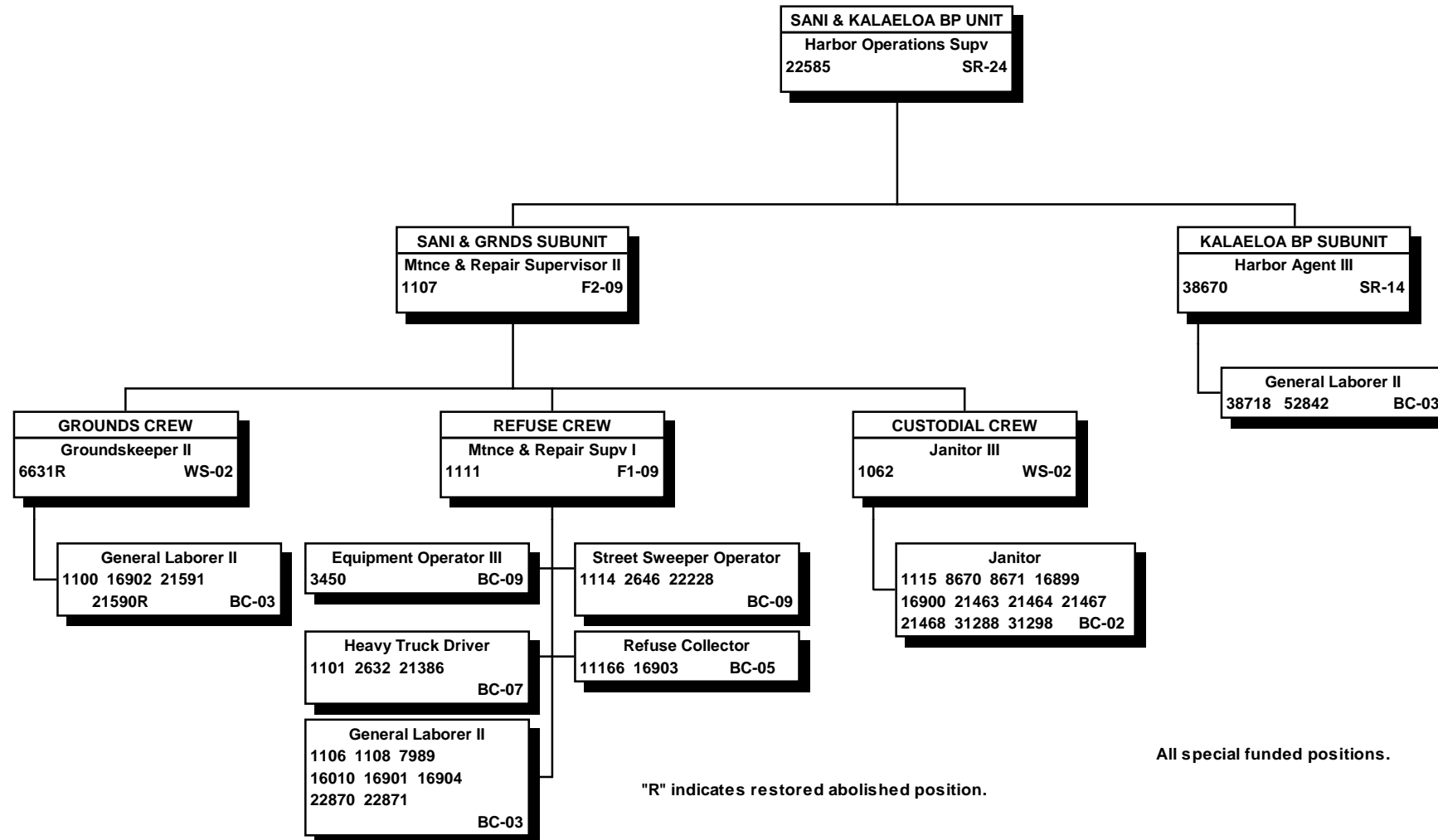
** Temporary position NTE 6/30/14.

All special funded positions.

The Security & Enforcement Unit operates on a 24-hours-a-day, 3-shifts-a-day, 7-days-a-week, schedule in accordance with operational needs.

STATE OF HAWAII
 DEPARTMENT OF TRANSPORTATION
 HARBORS DIVISION
 OAHU DISTRICT
 OPERATIONS SECTION
 SANITATION & KALAELOA BARBERS POINT UNIT

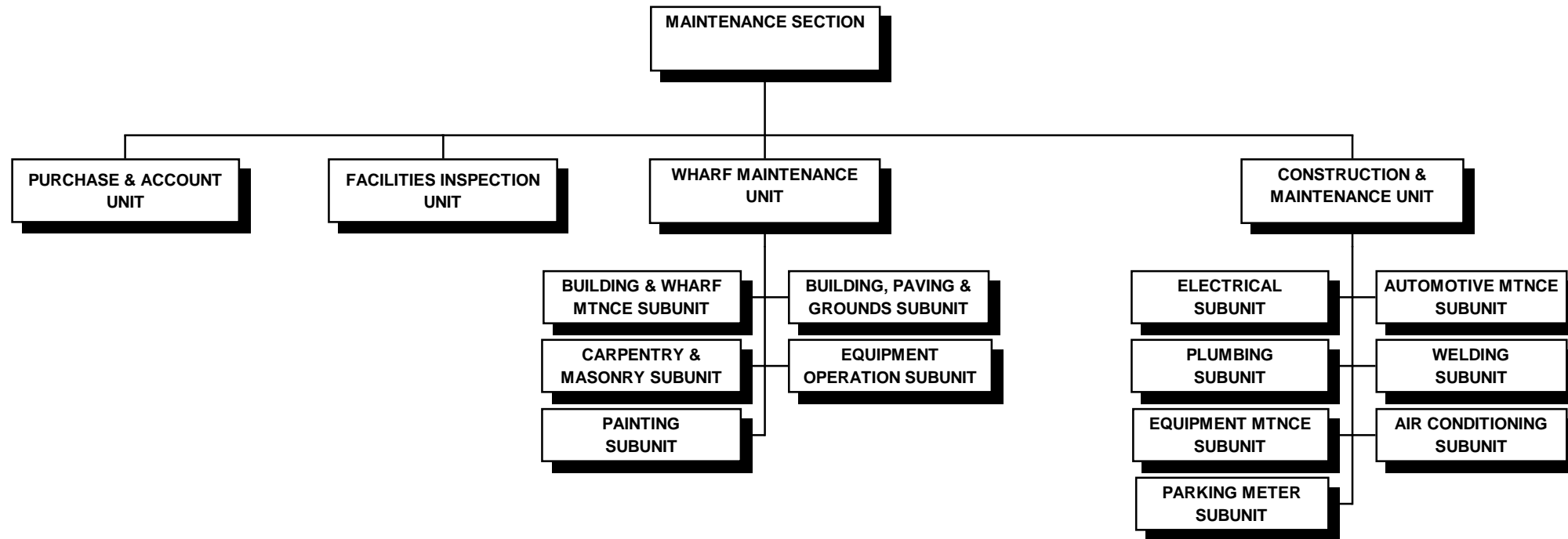
POSITION ORGANIZATION CHART



"R" indicates restored abolished position.

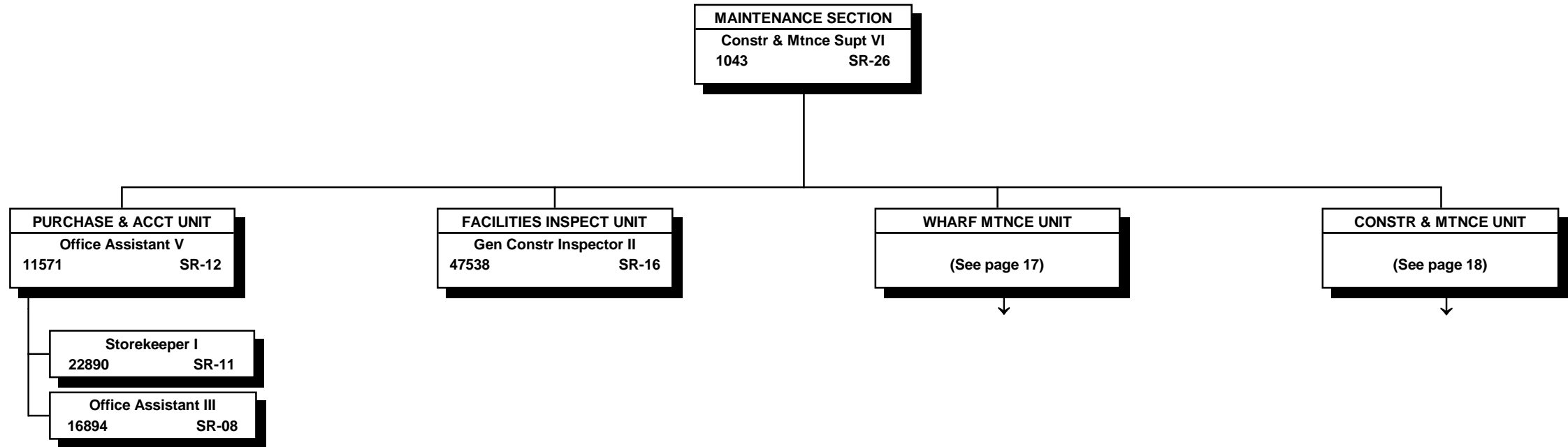
All special funded positions.

ORGANIZATION CHART



STATE OF HAWAII
DEPARTMENT OF TRANSPORTATION
HARBORS DIVISION
OAHU DISTRICT
MAINTENANCE SECTION

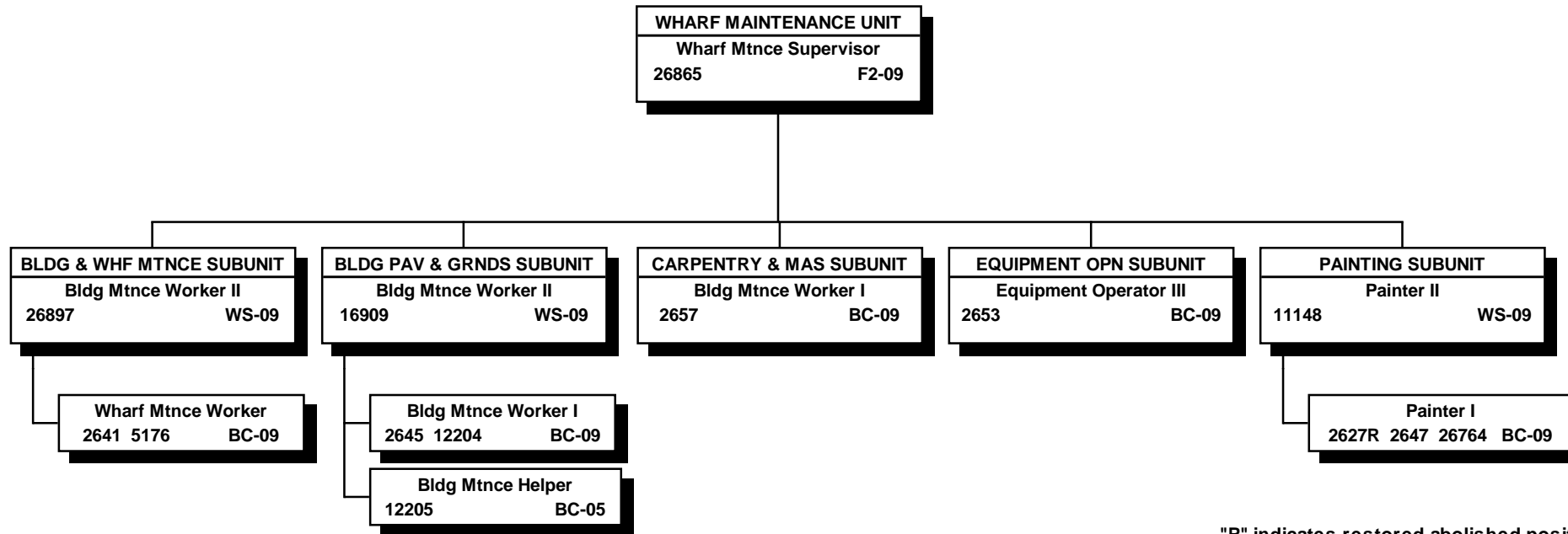
ORGANIZATION CHART



All special funded positions.

STATE OF HAWAII
 DEPARTMENT OF TRANSPORTATION
 HARBORS DIVISION
 OAHU DISTRICT
 MAINTENANCE SECTION

POSITION ORGANIZATION CHART

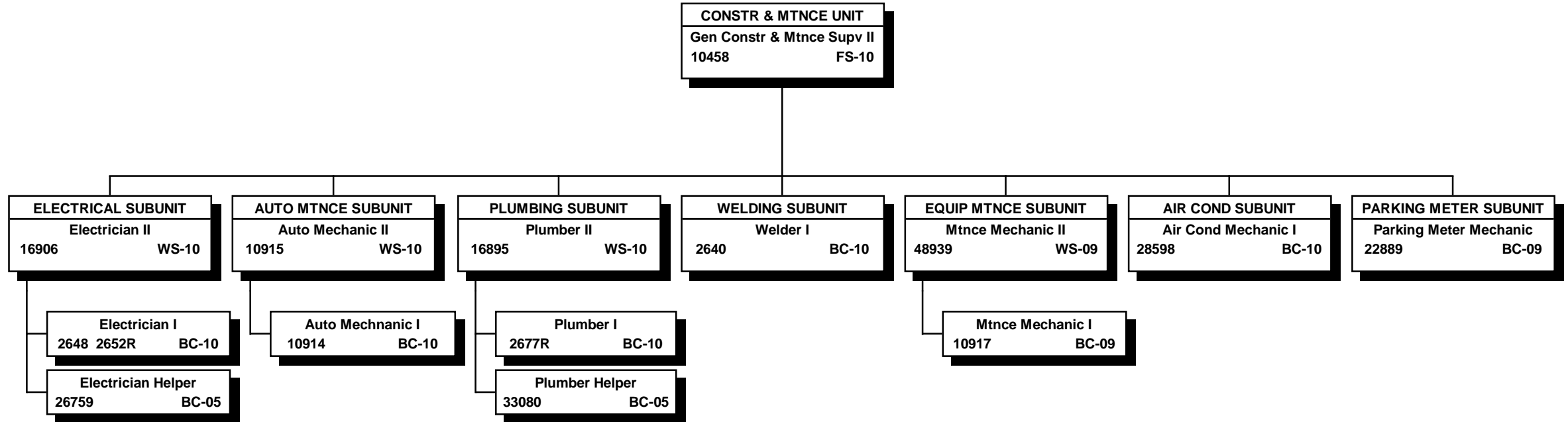


"R" indicates restored abolished position.

All special funded positions.

STATE OF HAWAII
 DEPARTMENT OF TRANSPORTATION
 HARBORS DIVISION
 OAHU DISTRICT
 MAINTENANCE SECTION
 CONSTRUCTION & MAINTENANCE UNIT

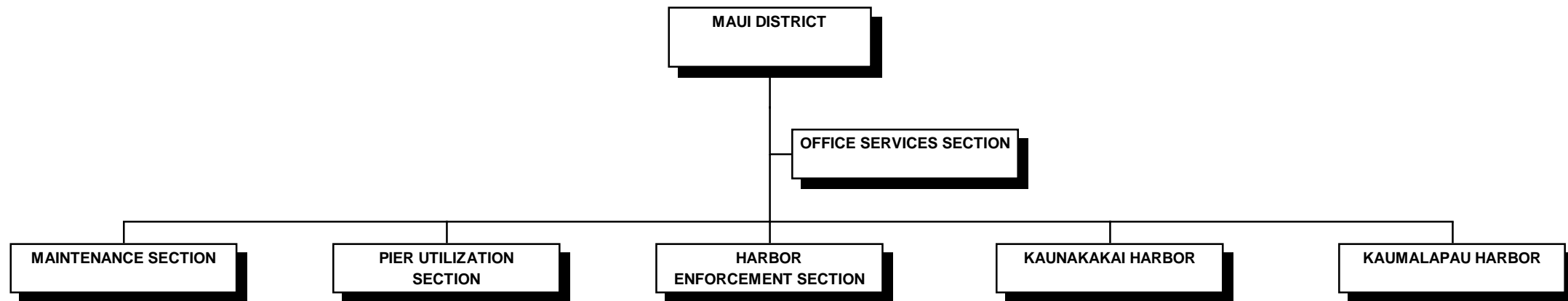
POSITION ORGANIZATION CHART



"R" indicates restored abolished position.

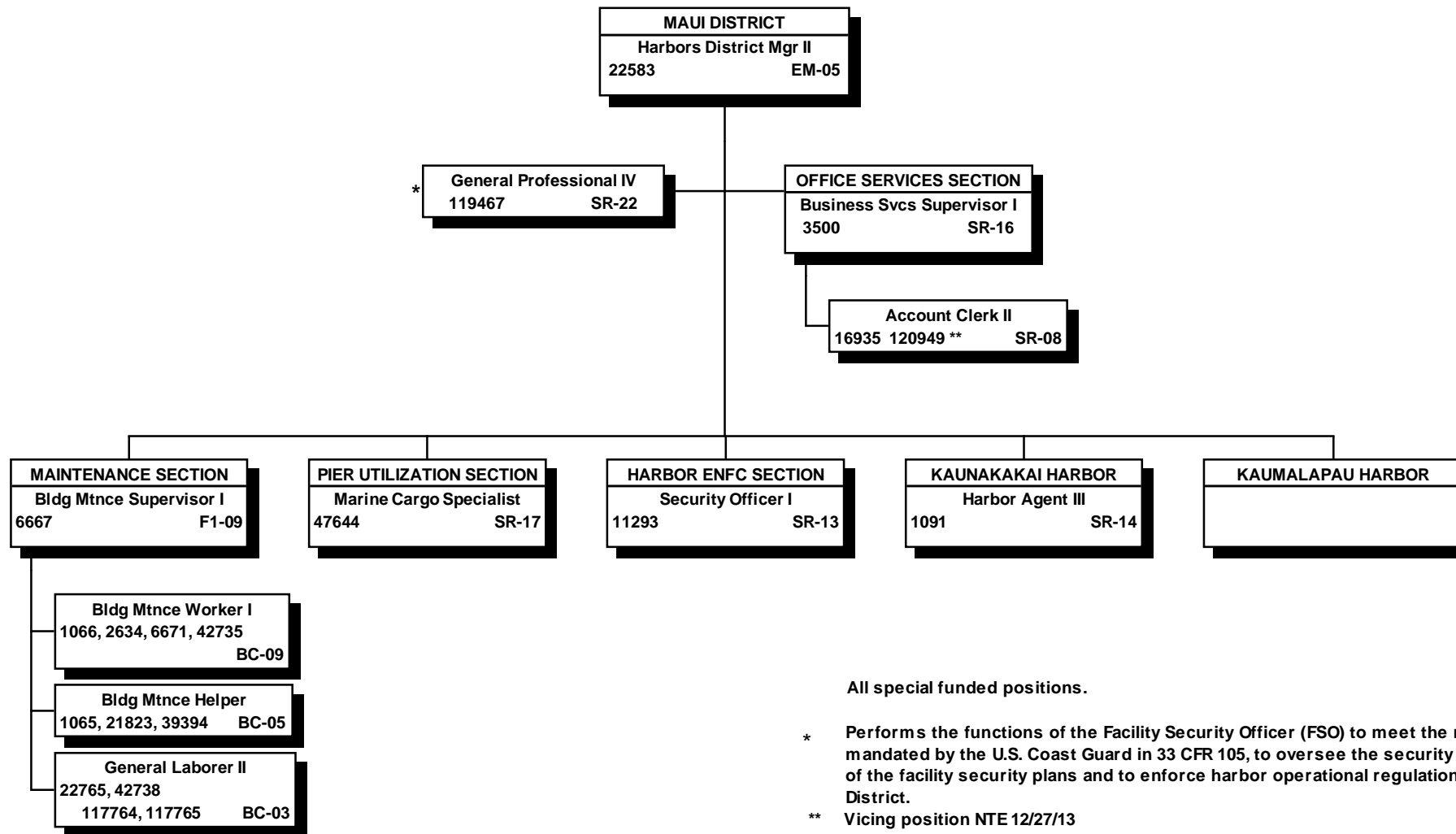
All special funded positions.

STATE OF HAWAII
DEPARTMENT OF TRANSPORTATION
HARBORS DIVISION
MAUI DISTRICT
ORGANIZATION CHART



STATE OF HAWAII
DEPARTMENT OF TRANSPORTATION
HARBORS DIVISION
MAUI DISTRICT

POSTION ORGANIZATION CHART

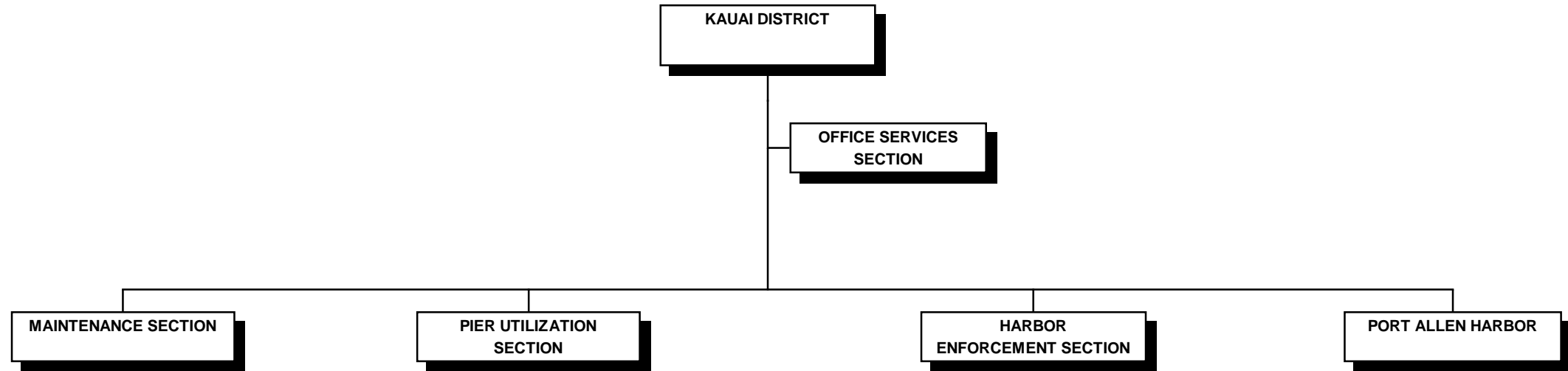


All special funded positions.

* Performs the functions of the Facility Security Officer (FSO) to meet the requirements mandated by the U.S. Coast Guard in 33 CFR 105, to oversee the security requirements of the facility security plans and to enforce harbor operational regulations for Maui District.

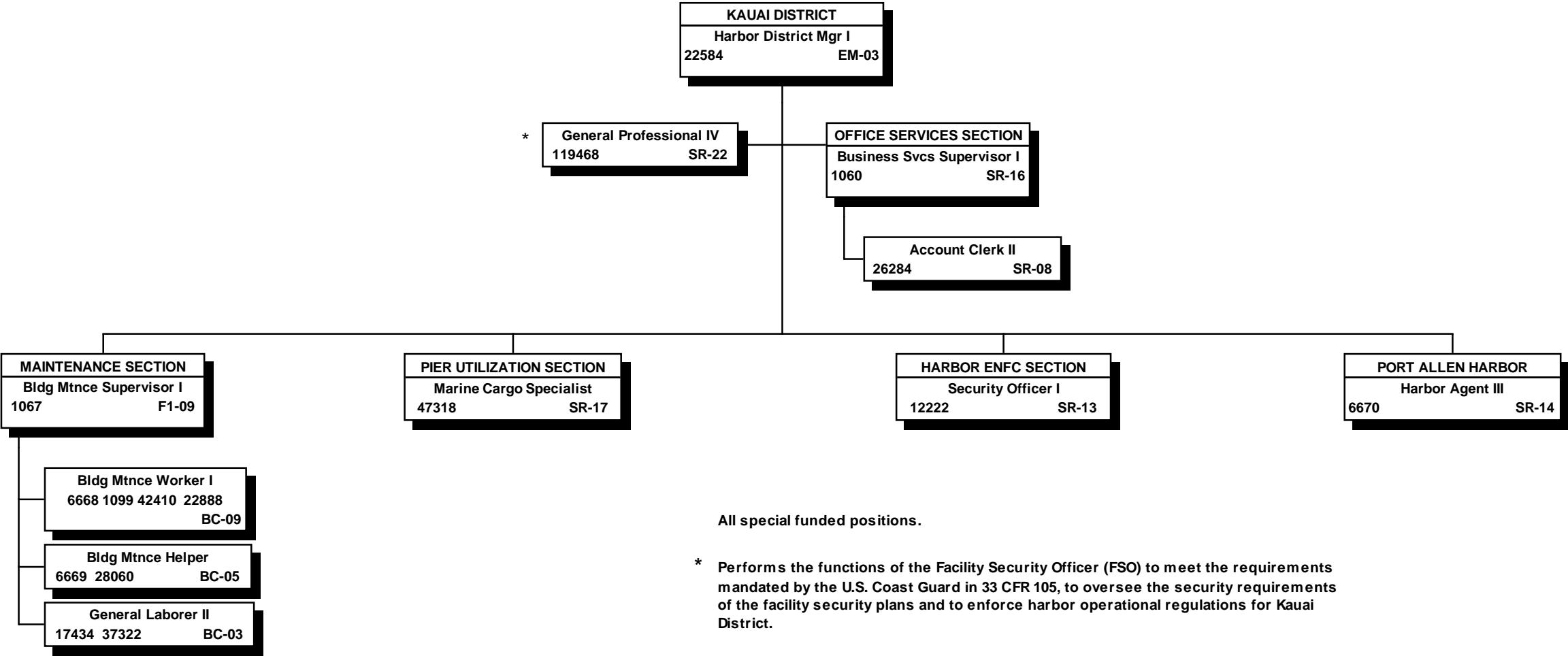
** Vicing position NTE 12/27/13

STATE OF HAWAII
DEPARTMENT OF TRANSPORTATION
HARBORS DIVISION
KAUAI DISTRICT
ORGANIZATION CHART



STATE OF HAWAII
 DEPARTMENT OF TRANSPORTATION
 HARBORS DIVISION
 KAUAI DISTRICT

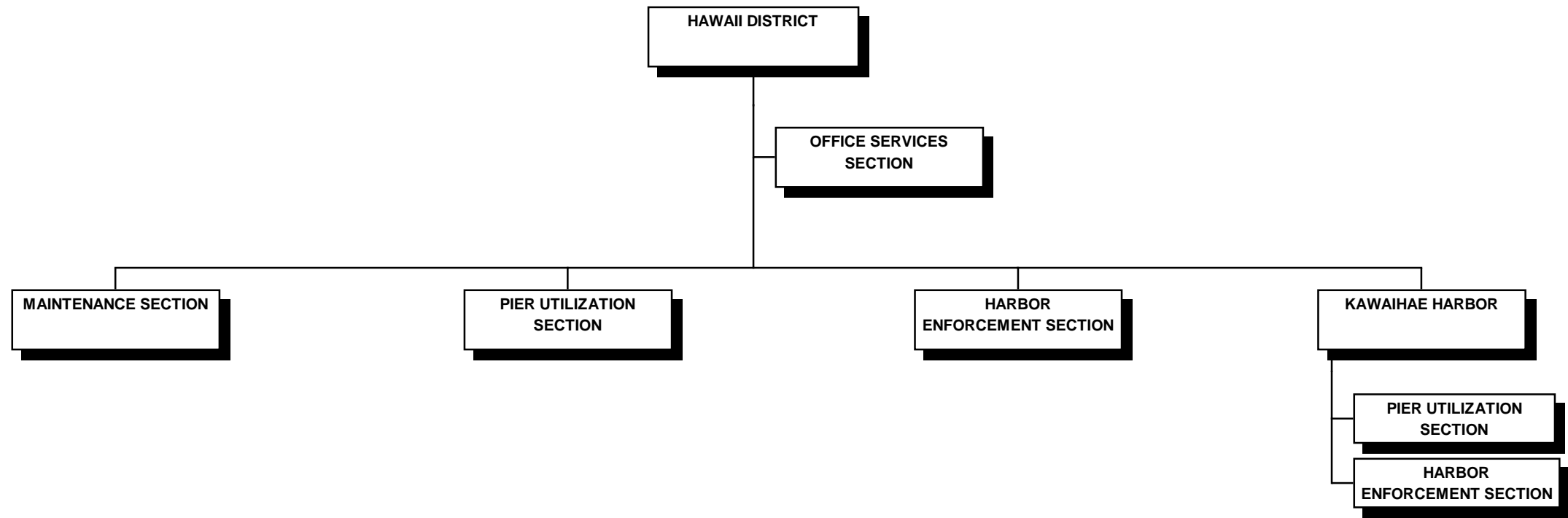
POSITION ORGANIZATION CHART



All special funded positions.

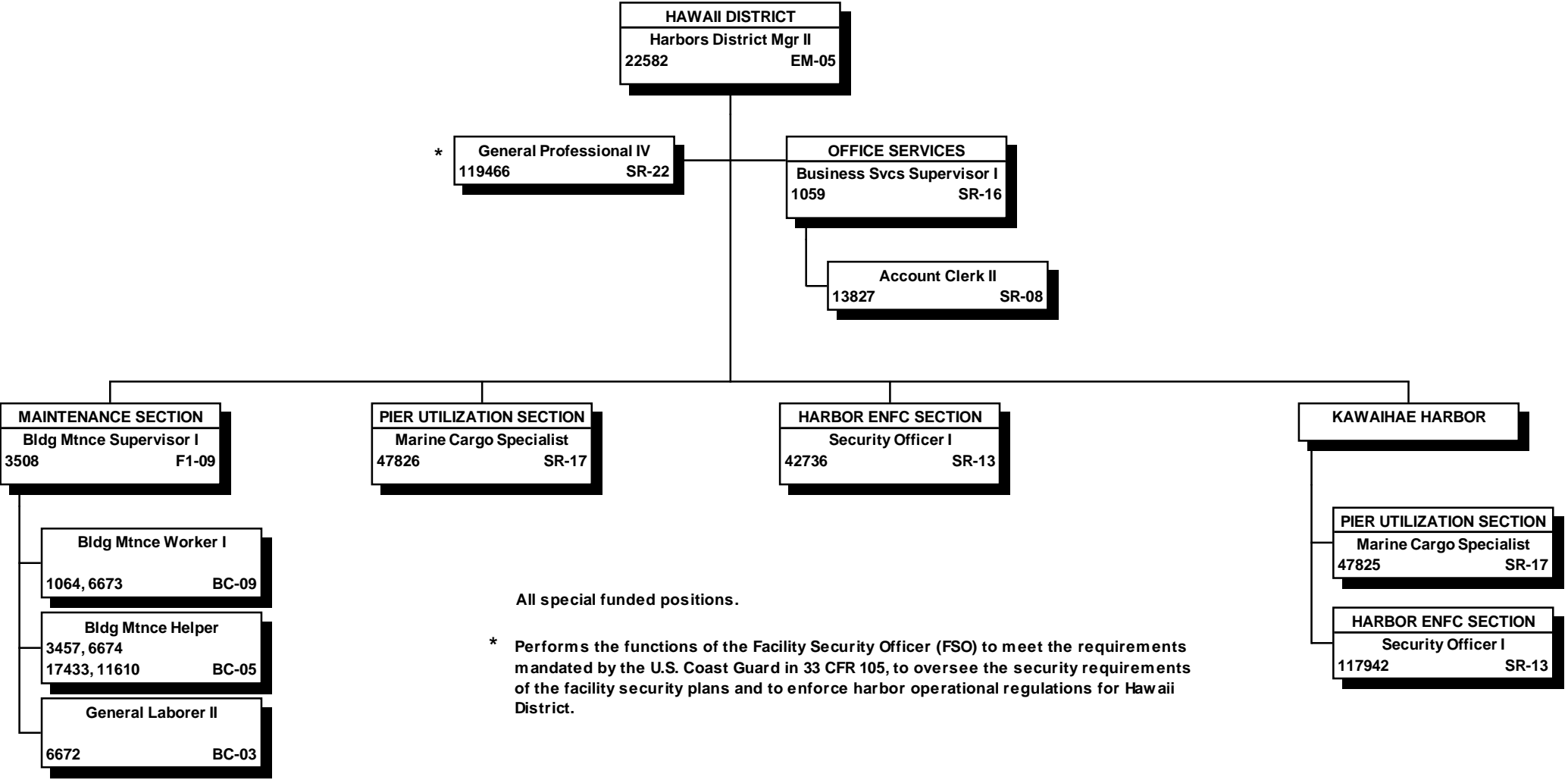
* Performs the functions of the Facility Security Officer (FSO) to meet the requirements mandated by the U.S. Coast Guard in 33 CFR 105, to oversee the security requirements of the facility security plans and to enforce harbor operational regulations for Kauai District.

STATE OF HAWAII
DEPARTMENT OF TRANSPORTATION
HARBORS DIVISION
HAWAII DISTRICT
ORGANIZATION CHART



STATE OF HAWAII
DEPARTMENT OF TRANSPORTATION
HARBORS DIVISION
HAWAII DISTRICT

POSITION ORGANIZATION CHART



All special funded positions.

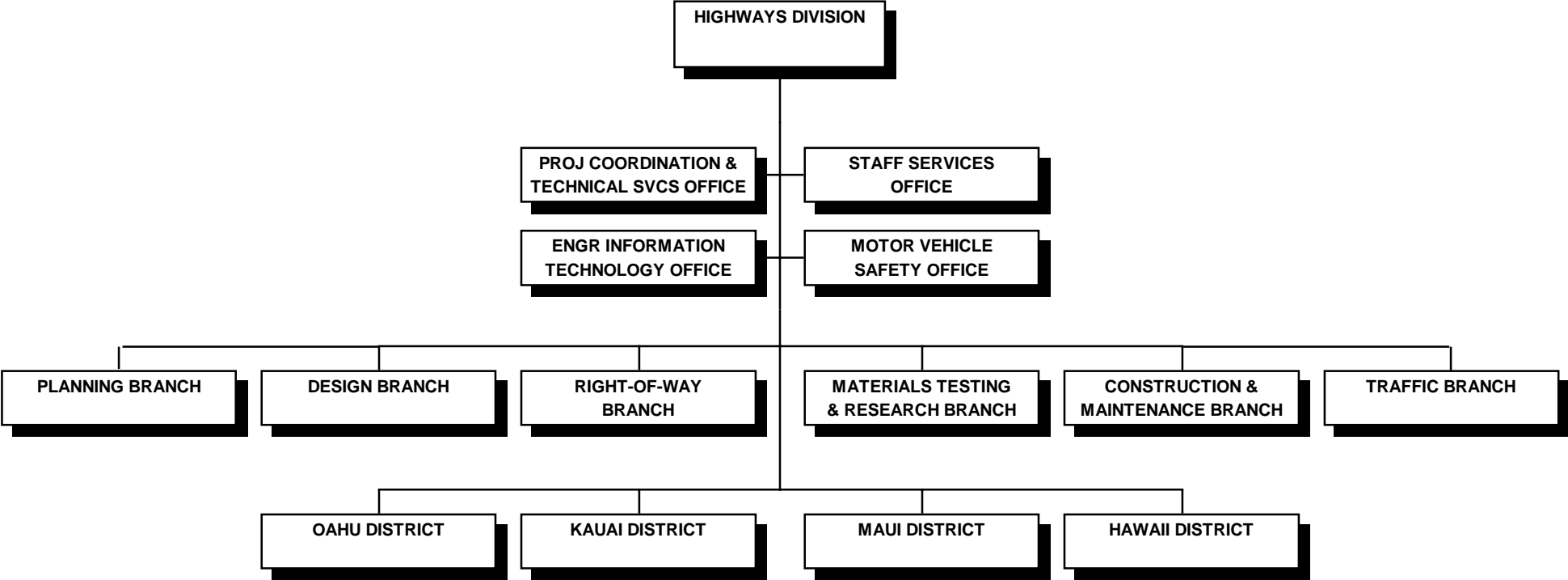
* Performs the functions of the Facility Security Officer (FSO) to meet the requirements mandated by the U.S. Coast Guard in 33 CFR 105, to oversee the security requirements of the facility security plans and to enforce harbor operational regulations for Hawaii District.

STATE OF HAWAII
DEPARTMENT OF TRANSPORTATION
HIGHWAYS DIVISION

ORGANIZATION CHARTS

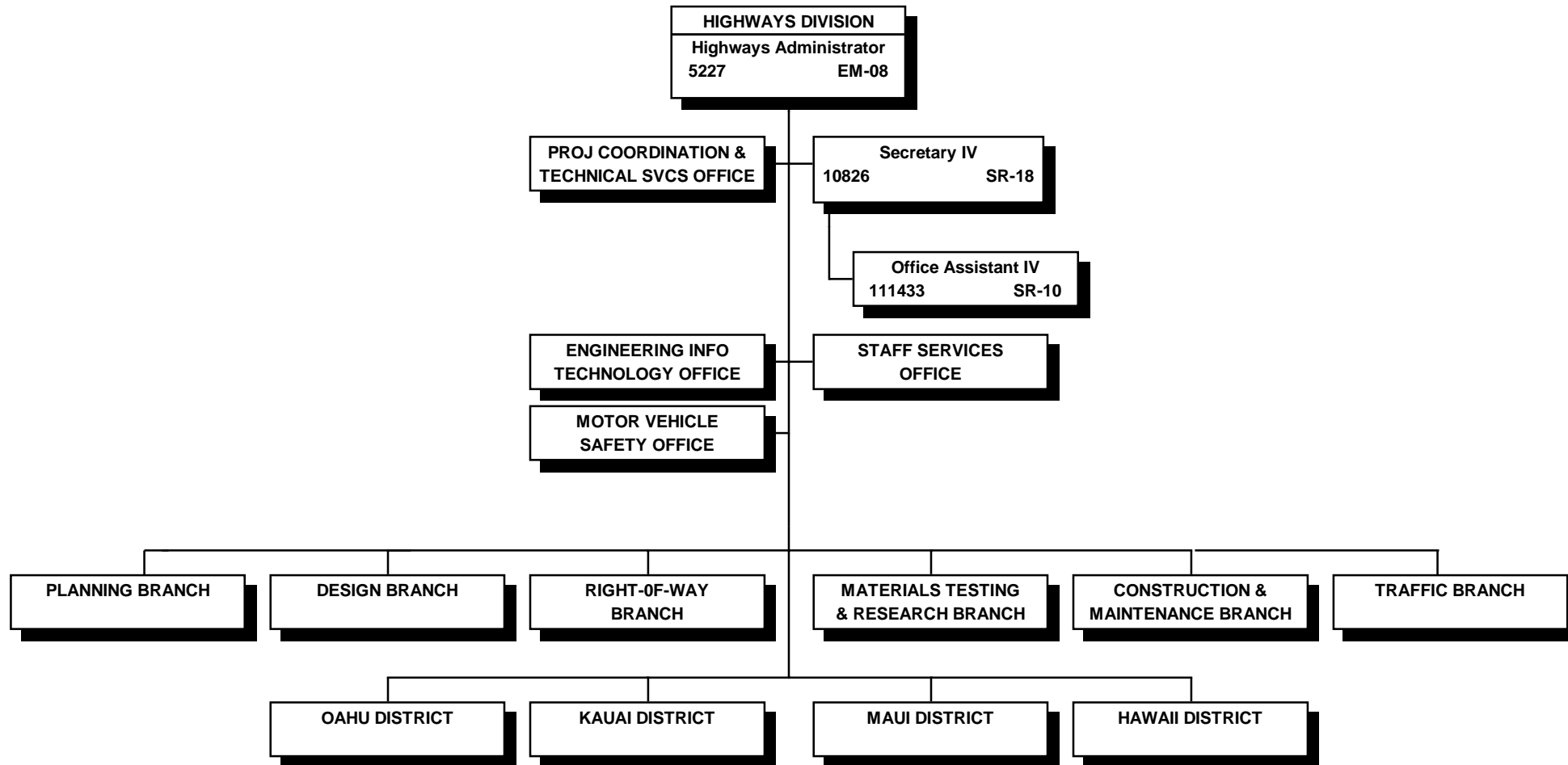
LEGISLATIVE UPDATE

STATE OF HAWAII
DEPARTMENT OF TRANSPORTATION
HIGHWAYS DIVISION
ORGANIZATION CHART



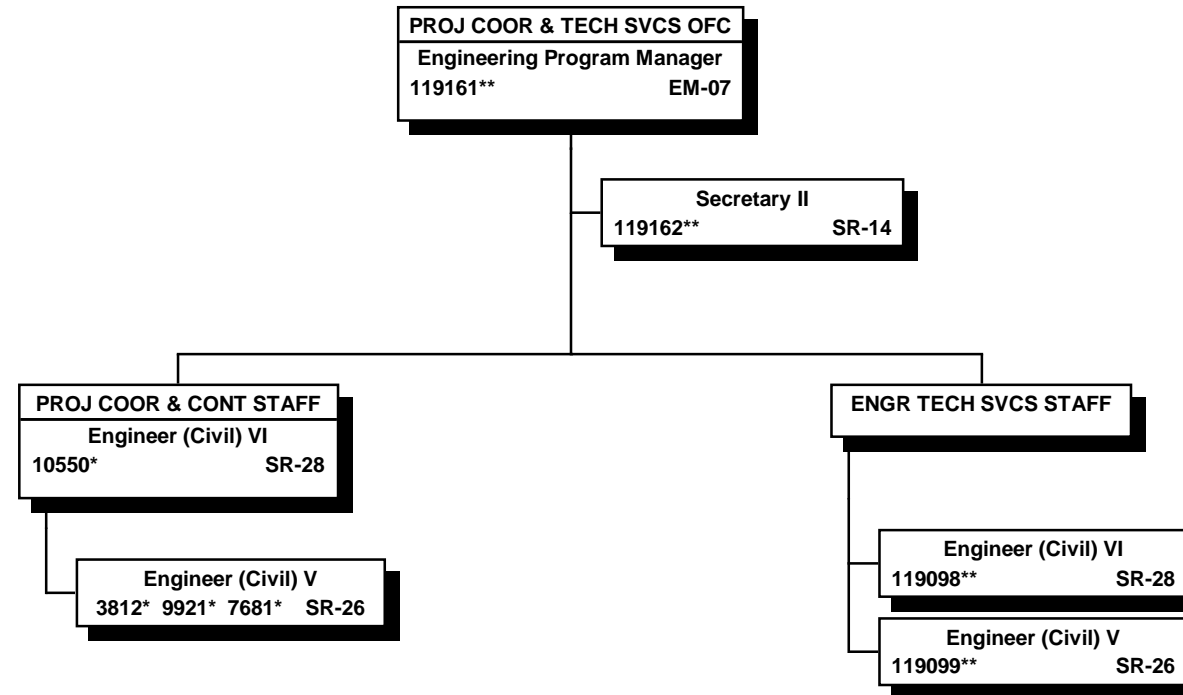
STATE OF HAWAII
 DEPARTMENT OF TRANSPORTATION
 HIGHWAYS DIVISION

POSITION ORGANIZATION CHART



All special funded positions.

STATE OF HAWAII
 DEPARTMENT OF TRANSPORTATION
 HIGHWAYS DIVISION
 PROJECT COORDINATION & TECHNICAL SERVICES OFFICE
 POSITION ORGANIZATION CHART

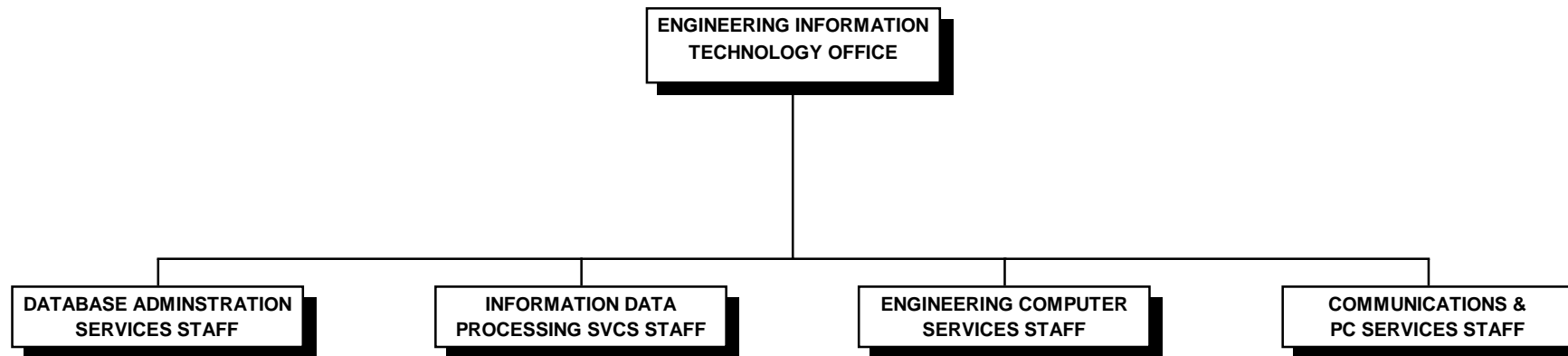


* Project funded positions.

** Special funded positionns.

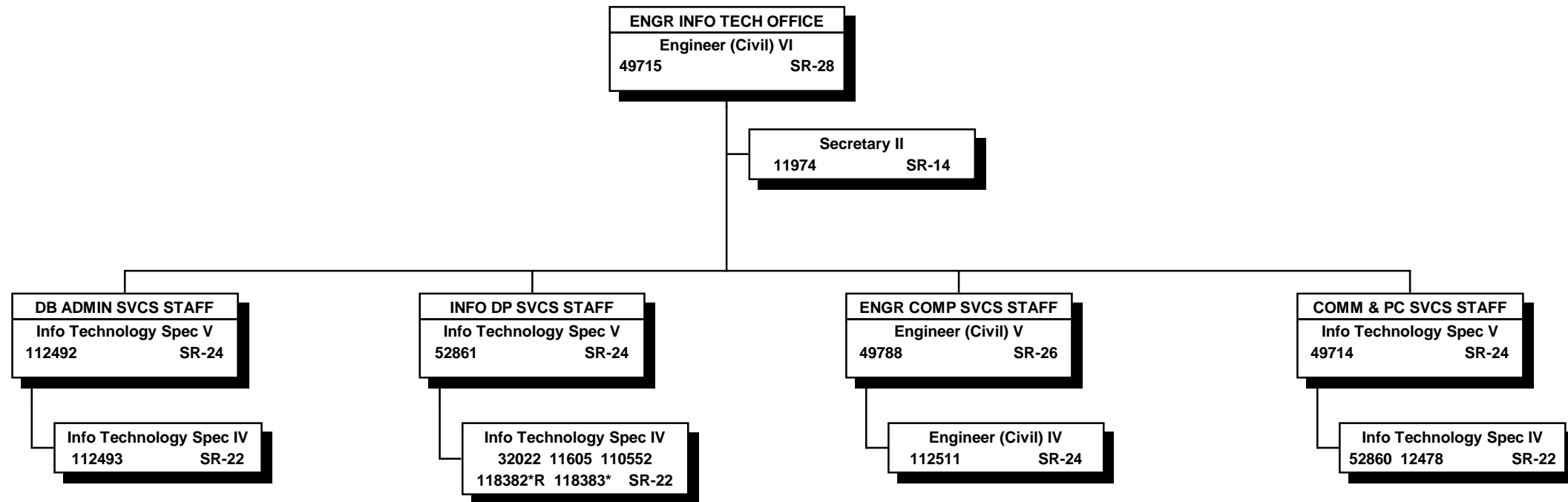
STATE OF HAWAII
DEPARTMENT OF TRANSPORTATION
HIGHWAYS DIVISION
ENGINEERING INFORMATION TECHNOLOGY OFFICE

ORGANIZATION CHART



STATE OF HAWAII
DEPARTMENT OF TRANSPORTATION
HIGHWAYS DIVISION
ENGINEERING INFORMATION TECHNOLOGY OFFICE

POSITION ORGANIZATION CHART

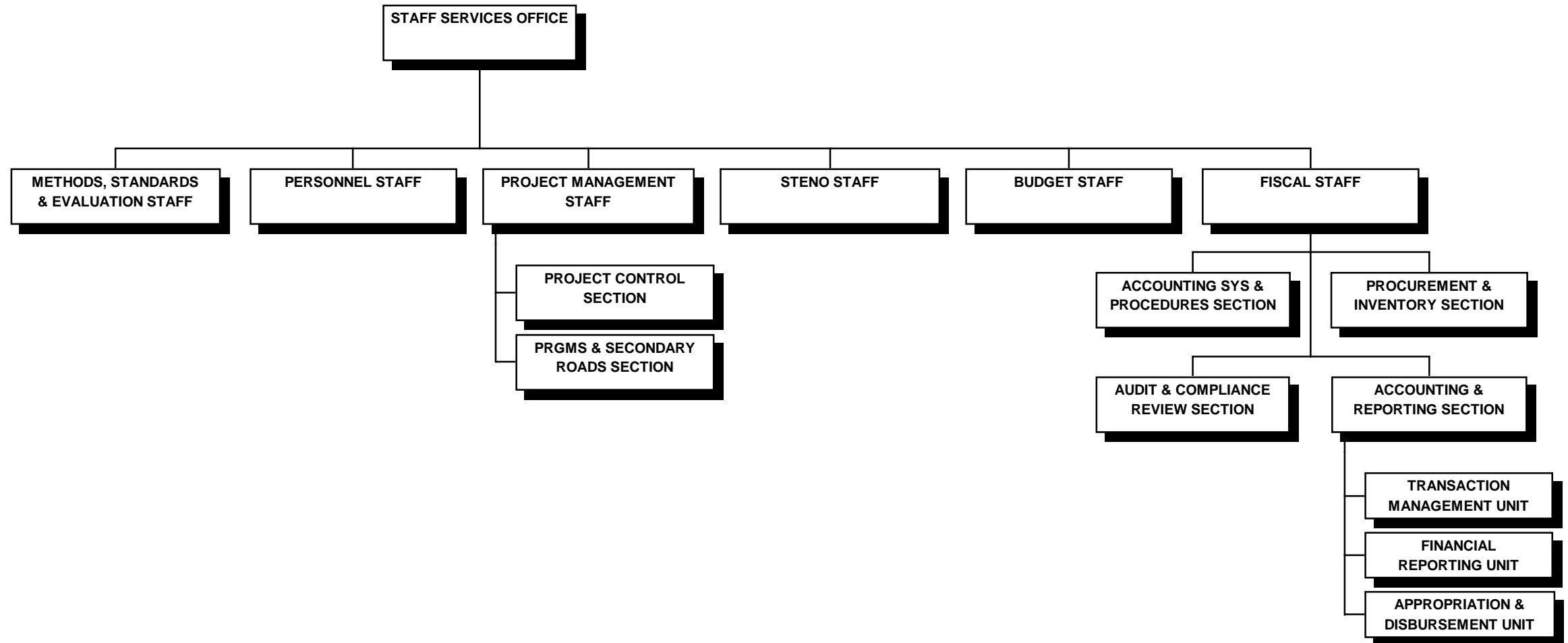


* Temporary positions NTE 6/30/15--80% special funded, 20% federally funded. All other positions 100% special funded.

"R" indicates restored abolished position.

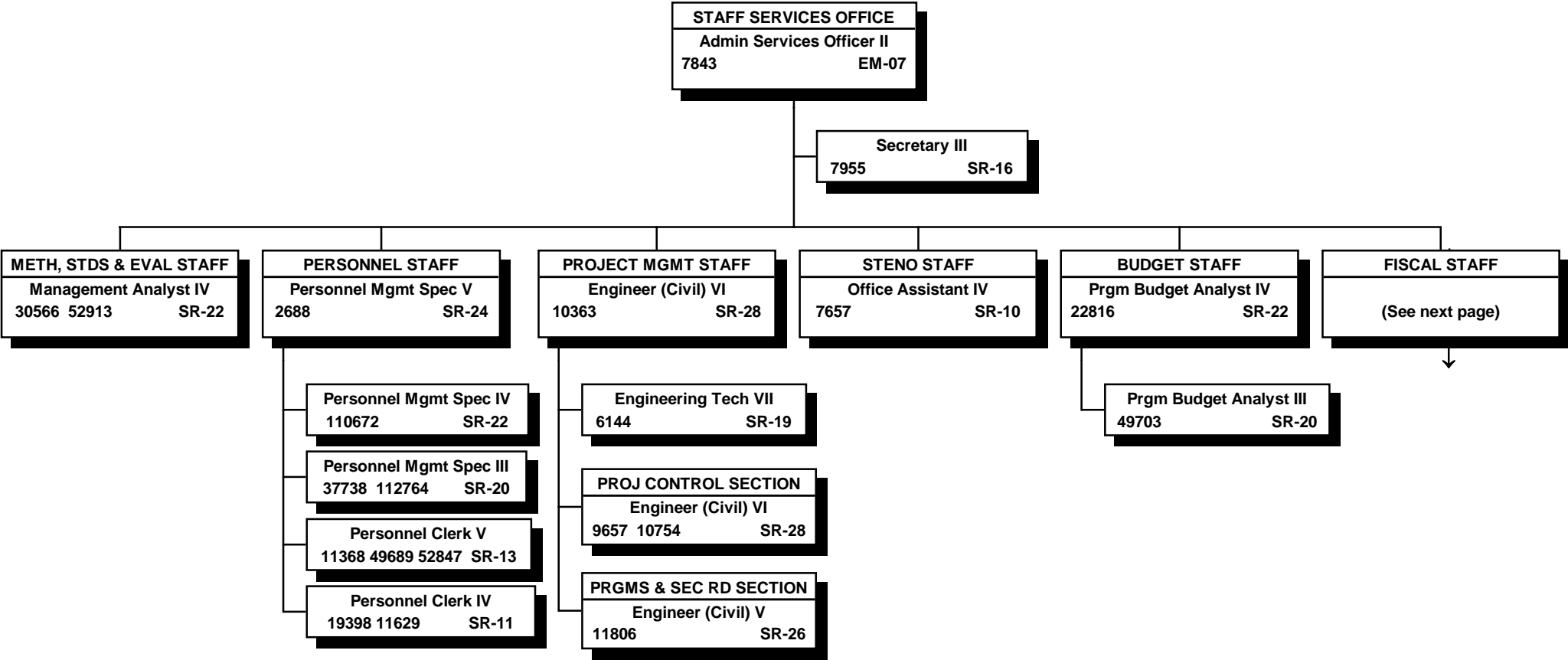
STATE OF HAWAII
DEPARTMENT OF TRANSPORTATION
HIGHWAYS DIVISION
STAFF SERVICES OFFICE

ORGANIZATION CHART



STATE OF HAWAII
DEPARTMENT OF TRANSPORTATION
HIGHWAYS DIVISION
STAFF SERVICES OFFICE

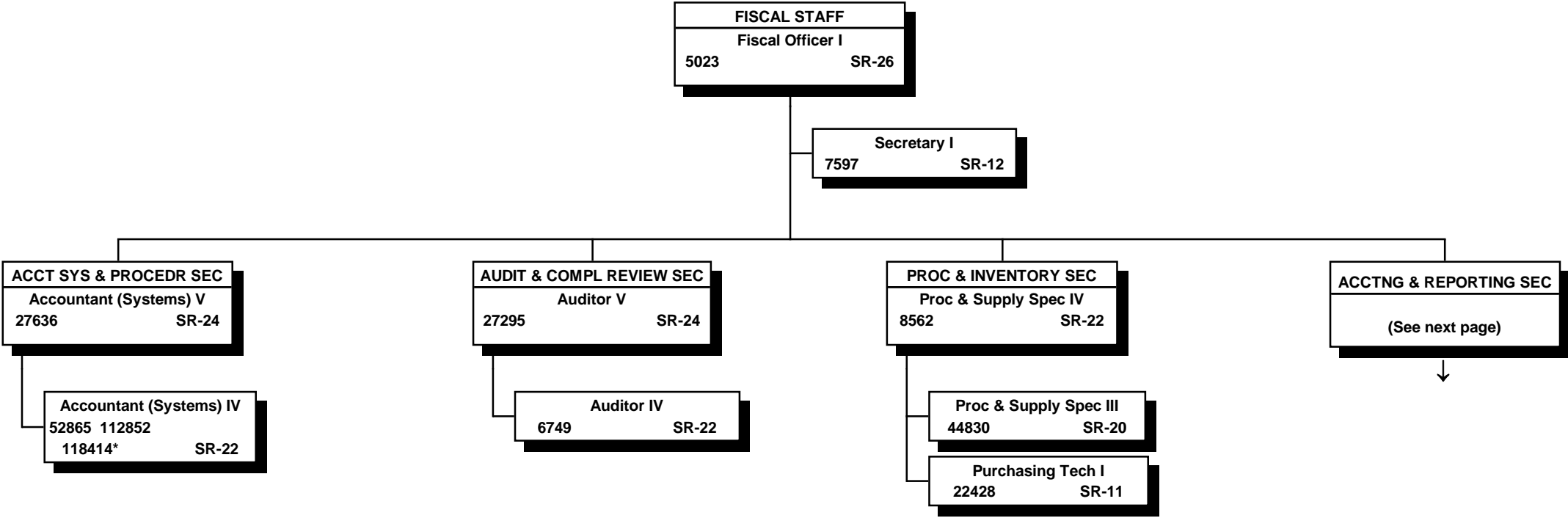
POSITION ORGANIZATION CHART



All special funded positions except Project Management Staff positions which are project funded.

STATE OF HAWAII
 DEPARTMENT OF TRANSPORTATION
 HIGHWAYS DIVISION
 STAFF SERVICES OFFICE
 FISCAL STAFF

POSITION ORGANIZATION CHART

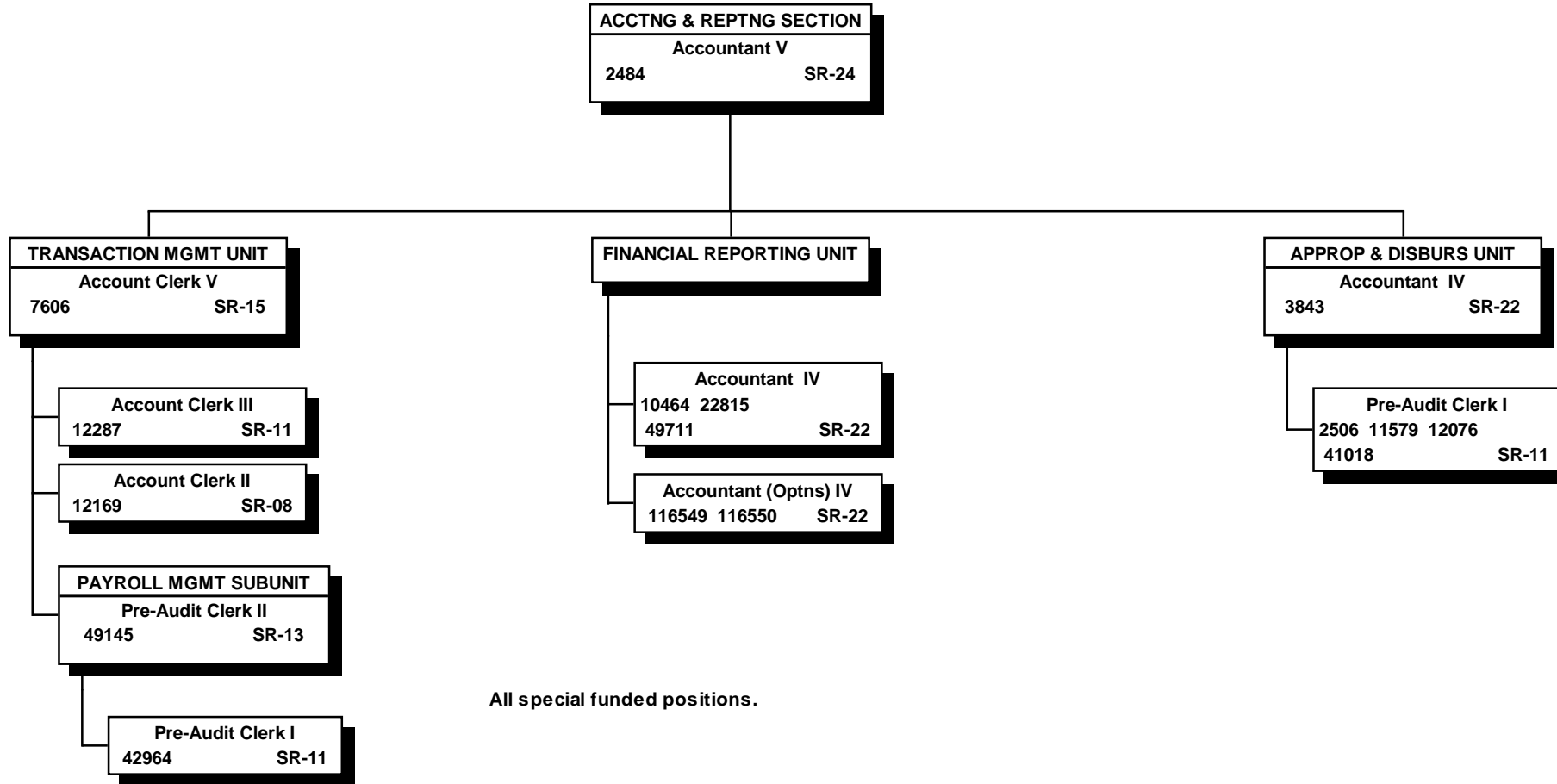


* Temporary position NTE 6/30/15--80% special funded, 20% federally funded.

All other positions 100% special funded.

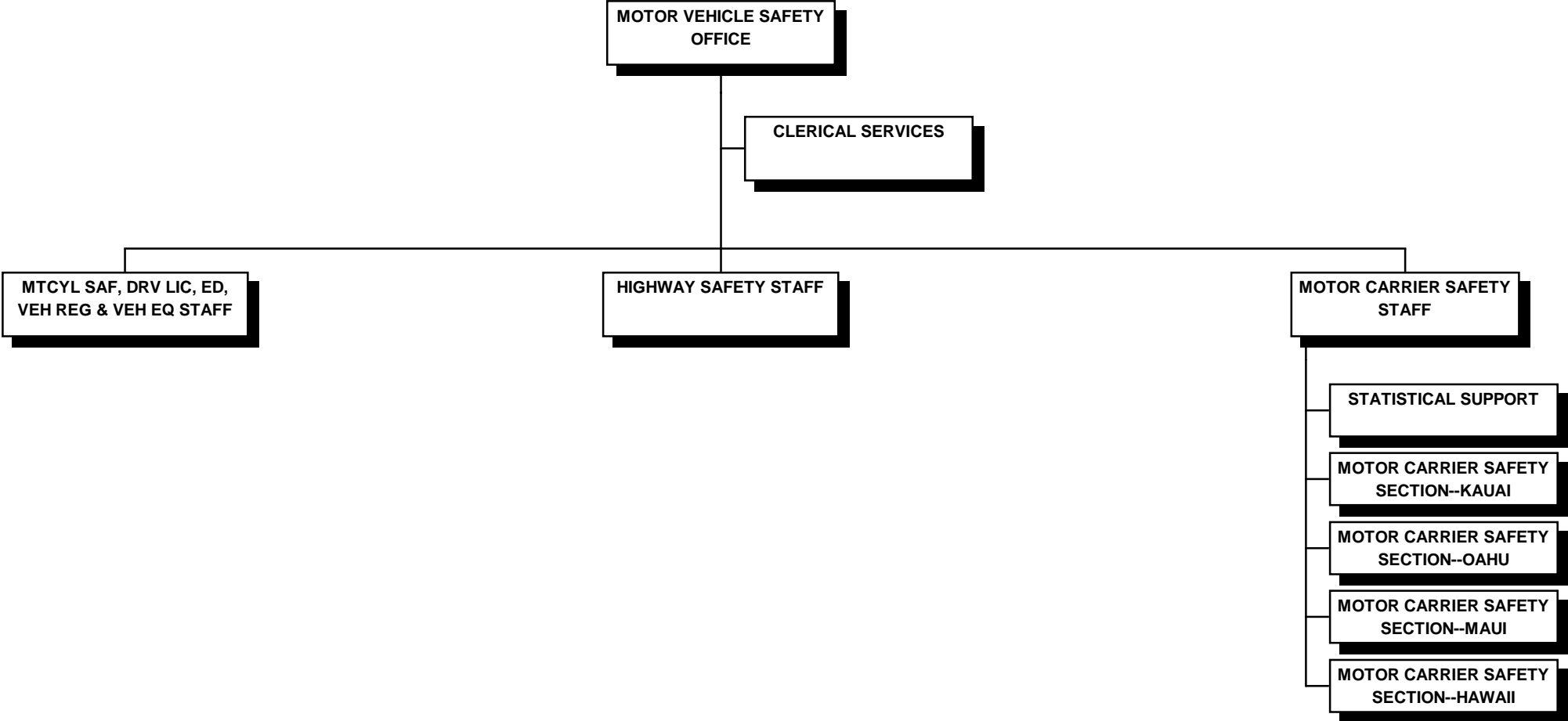
STATE OF HAWAII
 DEPARTMENT OF TRANSPORTATION
 HIGHWAYS DIVISION
 STAFF SERVICES OFFICE
 FISCAL STAFF
 ACCOUNTING & REPORTING SECTION

POSITION ORGANIZATION CHART

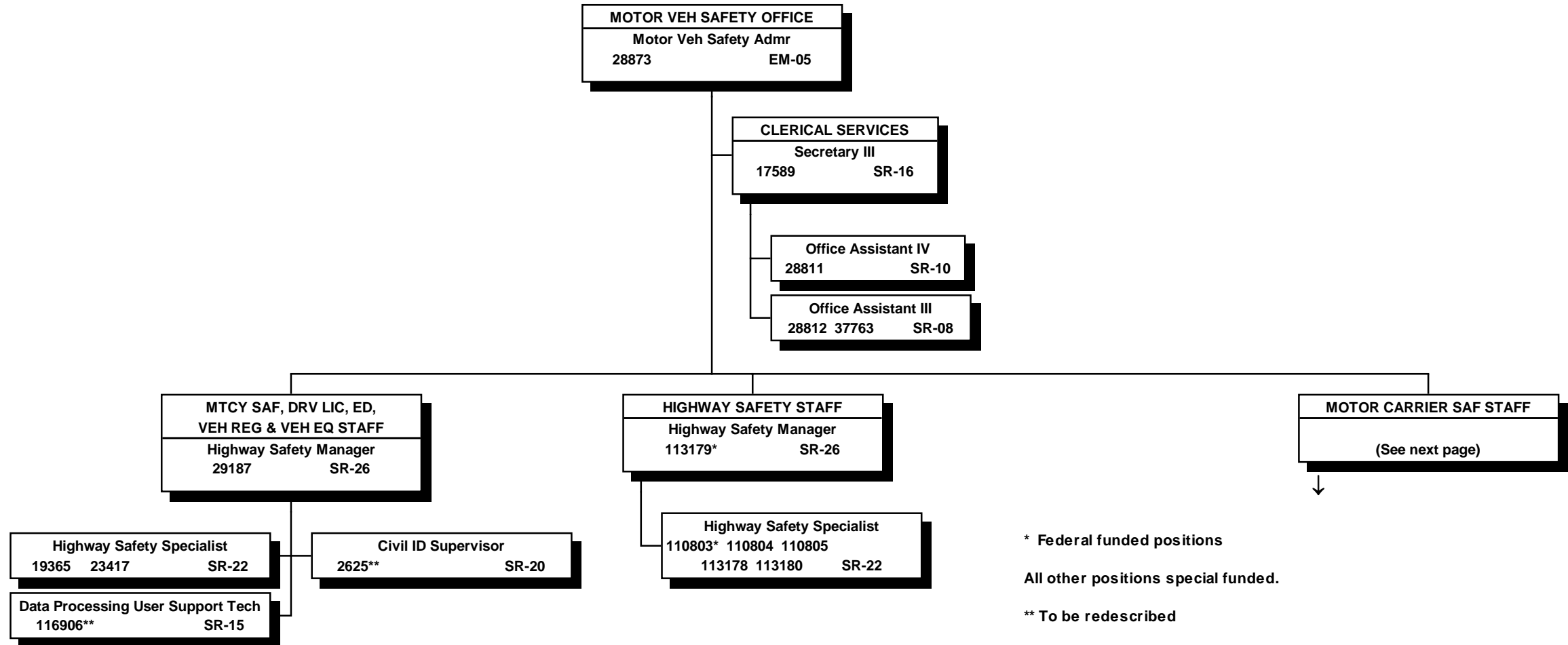


STATE OF HAWAII
DEPARTMENT OF TRANSPORTATION
HIGHWAYS DIVISION
MOTOR VEHICLE SAFETY OFFICE

ORGANIZATION CHART



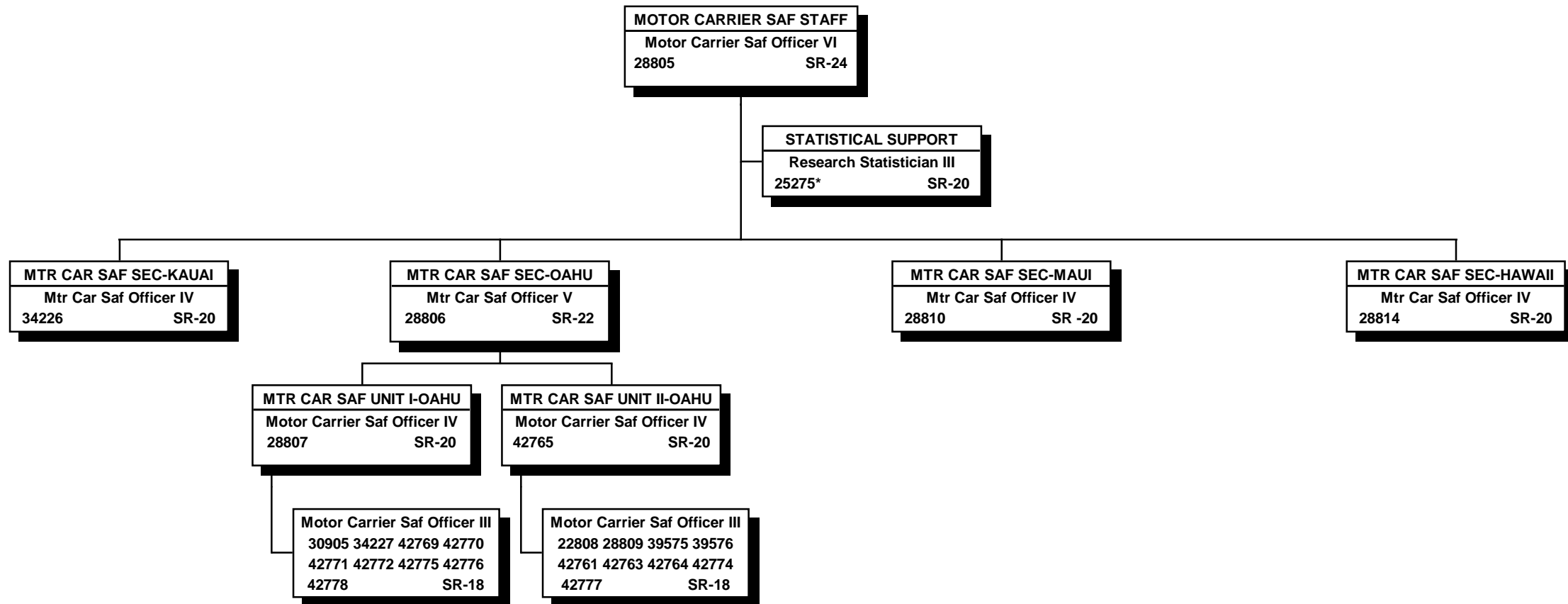
STATE OF HAWAII
 DEPARTMENT OF TRANSPORTATION
 HIGHWAYS DIVISION
 MOTOR VEHICLE SAFETY OFFICE
 POSITION ORGANIZATION CHART



* Federal funded positions
 All other positions special funded.
 ** To be redescribed

STATE OF HAWAII
 DEPARTMENT OF TRANSPORTATION
 HIGHWAYS DIVISION
 MOTOR VEHICLE SAFETY OFFICE
 MOTOR CARRIER SAFETY STAFF

POSITION ORGANIZATION CHART

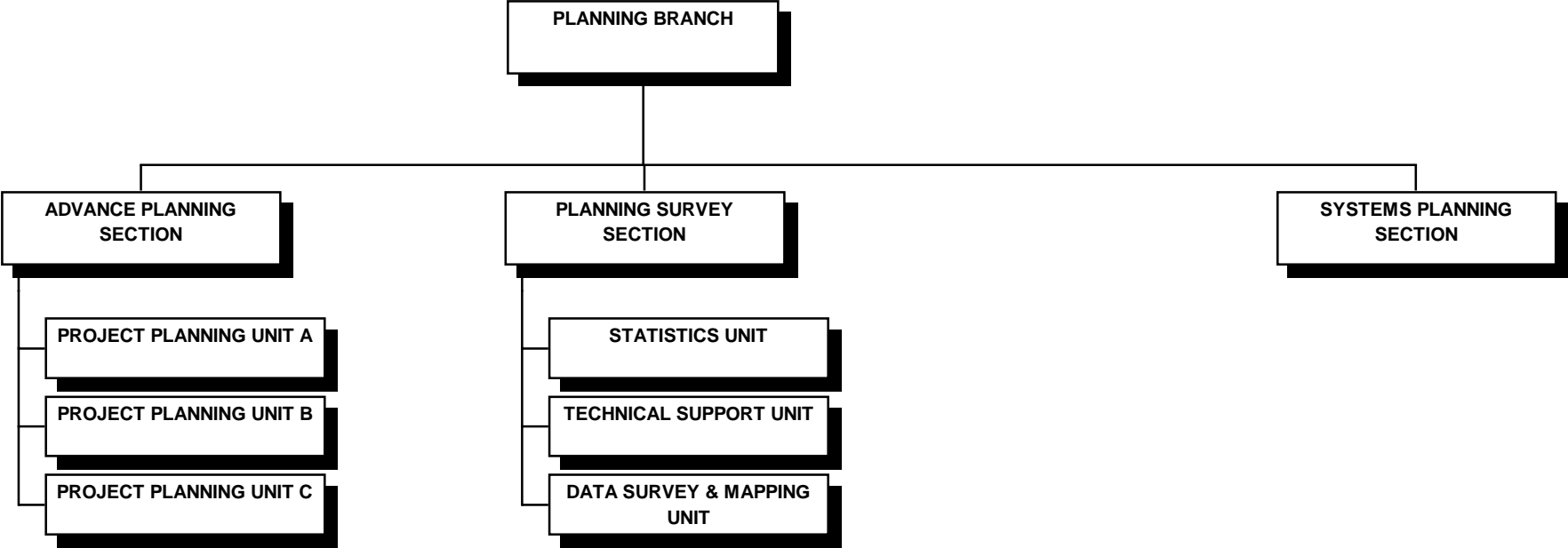


* Federal funded position.

All other positions special funded.

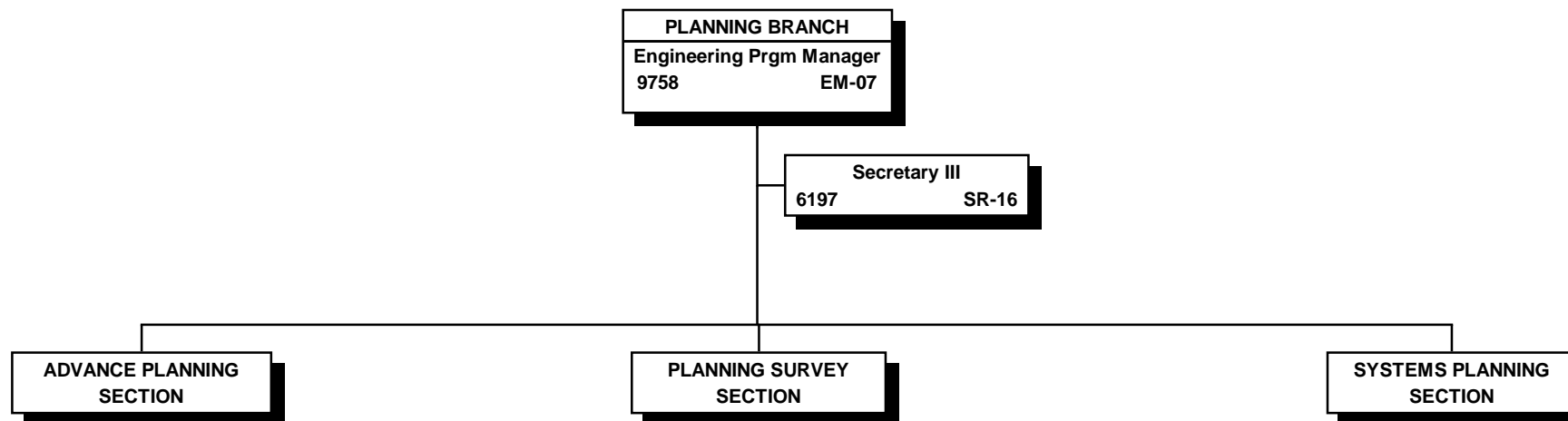
STATE OF HAWAII
DEPARTMENT OF TRANSPORTATION
HIGHWAYS DIVISION
PLANNING BRANCH

ORGANIZATION CHART



STATE OF HAWAII
DEPARTMENT OF TRANSPORTATION
HIGHWAYS DIVISION
PLANNING BRANCH

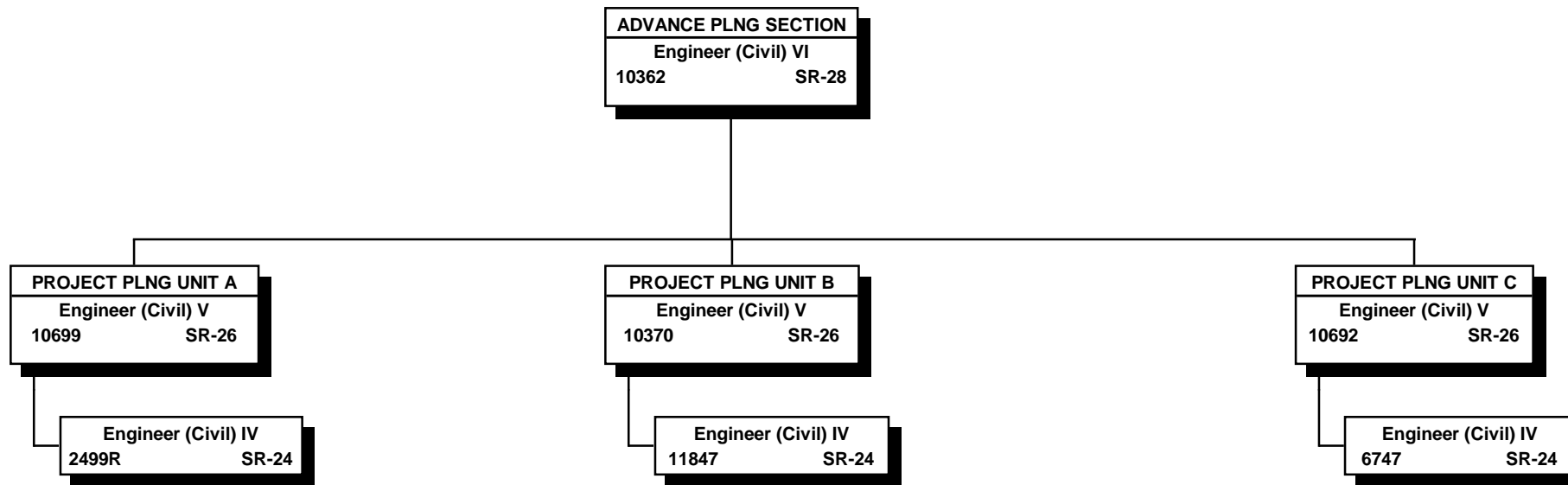
POSITION ORGANIZATION CHART



All project funded positions.

STATE OF HAWAII
DEPARTMENT OF TRANSPORTATION
HIGHWAYS DIVISION
PLANNING BRANCH
ADVANCE PLANNING SECTION

POSITION ORGANIZATION CHART

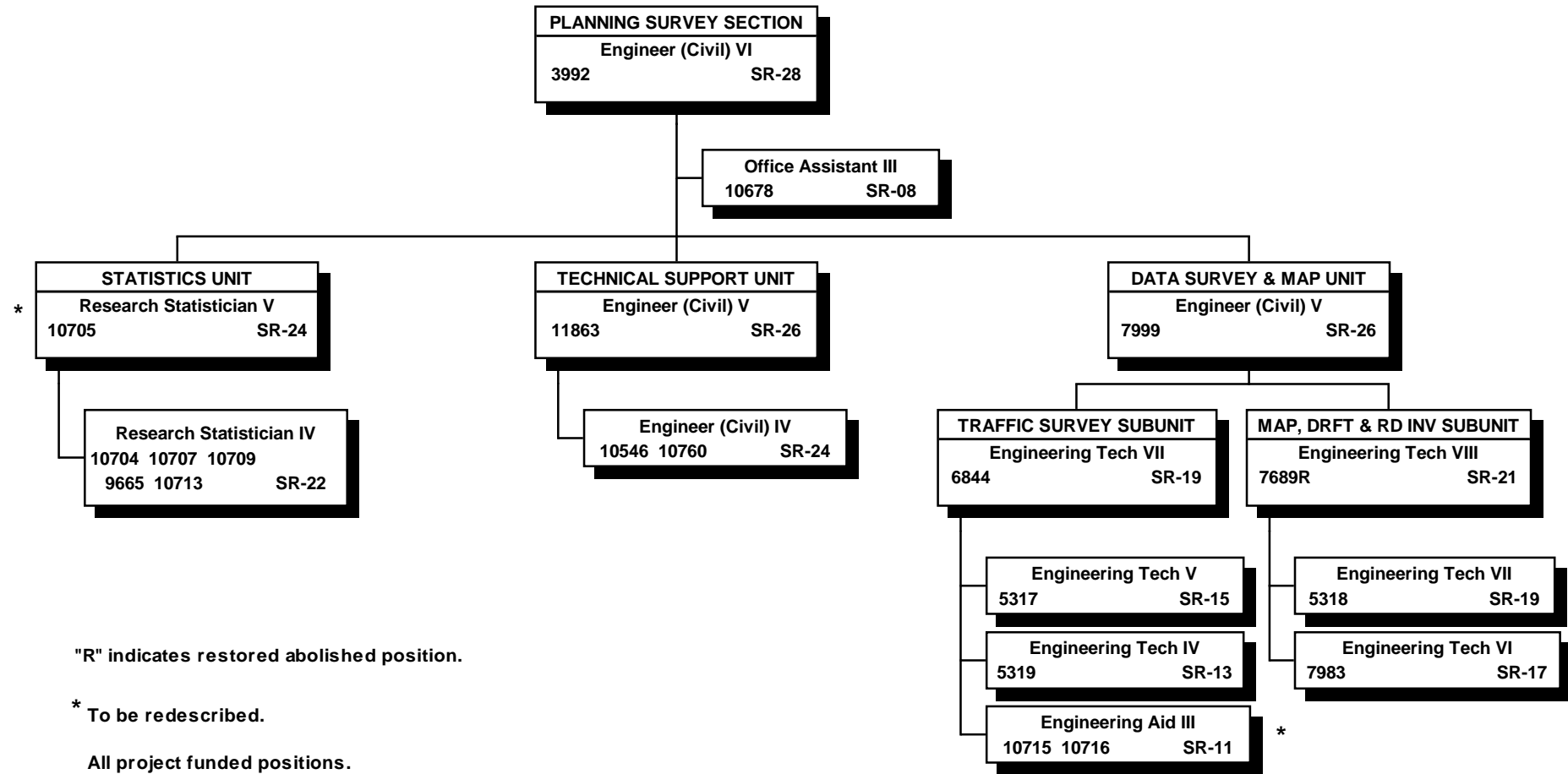


All project funded positions.

"R" indicates restored abolished position.

STATE OF HAWAII
DEPARTMENT OF TRANSPORTATION
HIGHWAYS DIVISION
PLANNING BRANCH
PLANNING SURVEY SECTION

POSITION ORGANIZATION CHART



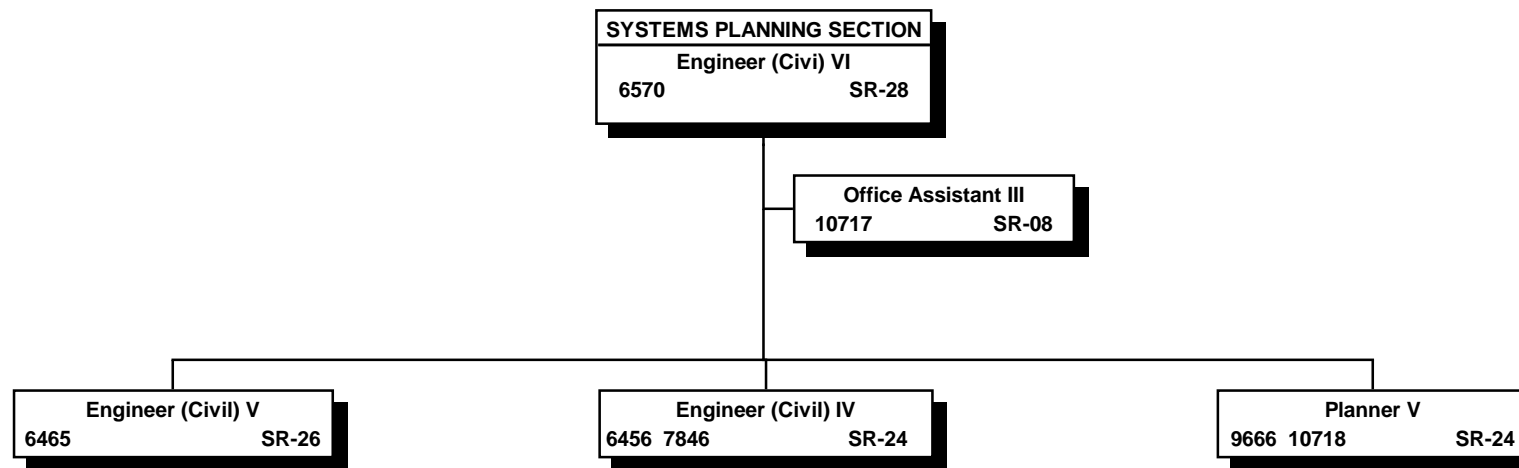
"R" indicates restored abolished position.

* To be redescribed.

All project funded positions.

STATE OF HAWAII
DEPARTMENT OF TRANSPORTATION
HIGHWAYS DIVISION
PLANNING BRANCH
SYSTEMS PLANNING SECTION

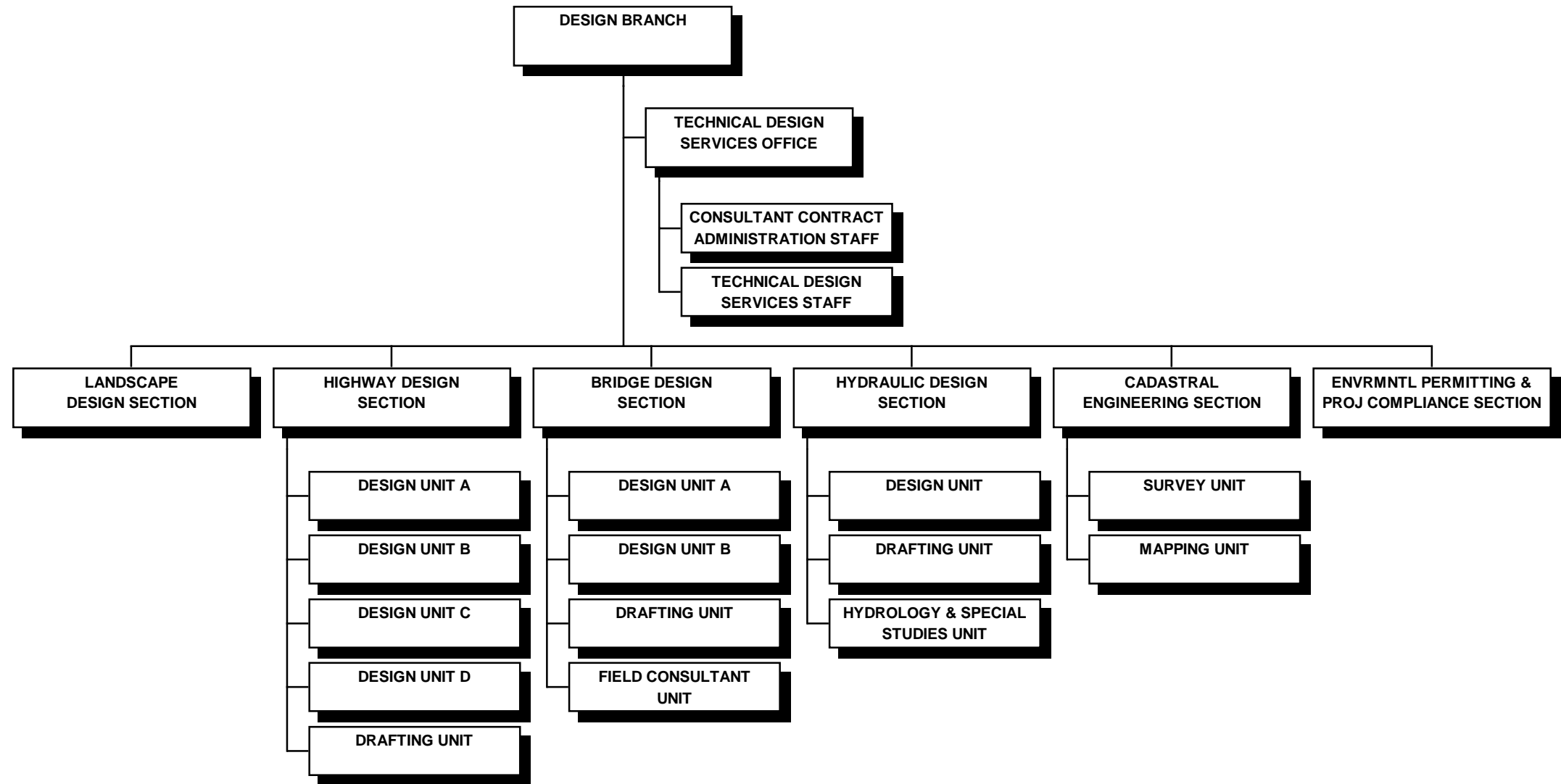
POSITION ORGANIZATION CHART



All project funded positions.

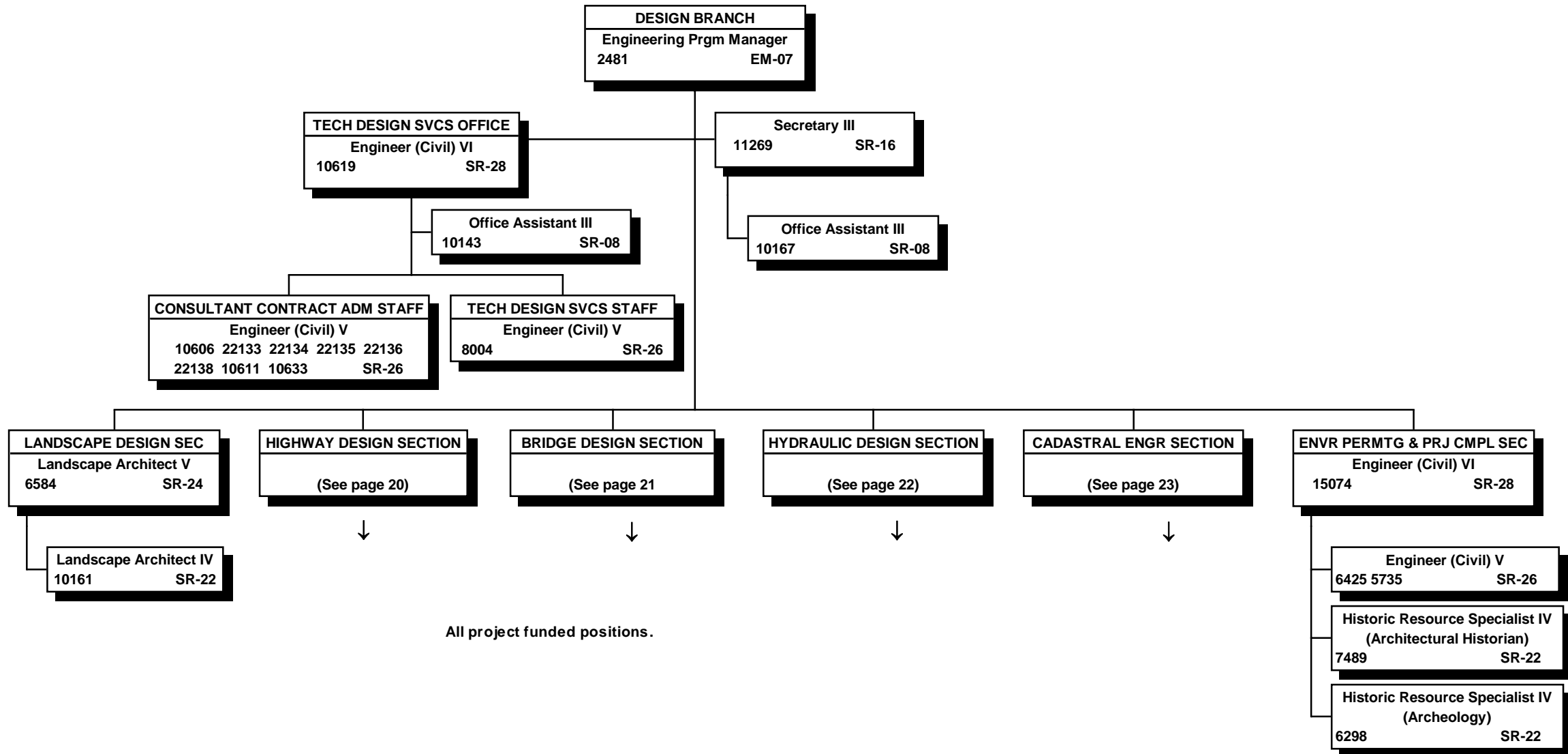
STATE OF HAWAII
DEPARTMENT OF TRANSPORTATION
HIGHWAYS DIVISION
DESIGN BRANCH

ORGANIZATION CHART



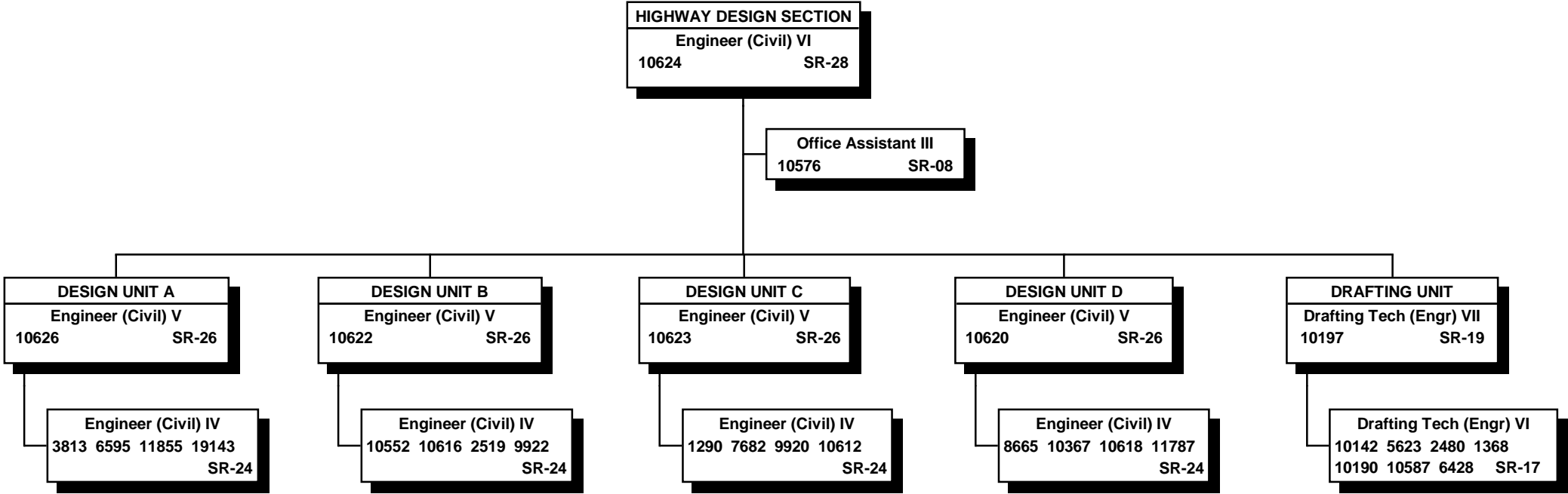
STATE OF HAWAII
DEPARTMENT OF TRANSPORTATION
HIGHWAYS DIVISION
DESIGN BRANCH

POSITION ORGANIZATION CHART



STATE OF HAWAII
DEPARTMENT OF TRANSPORTATION
HIGHWAYS DIVISION
DESIGN BRANCH
HIGHWAY DESIGN SECTION

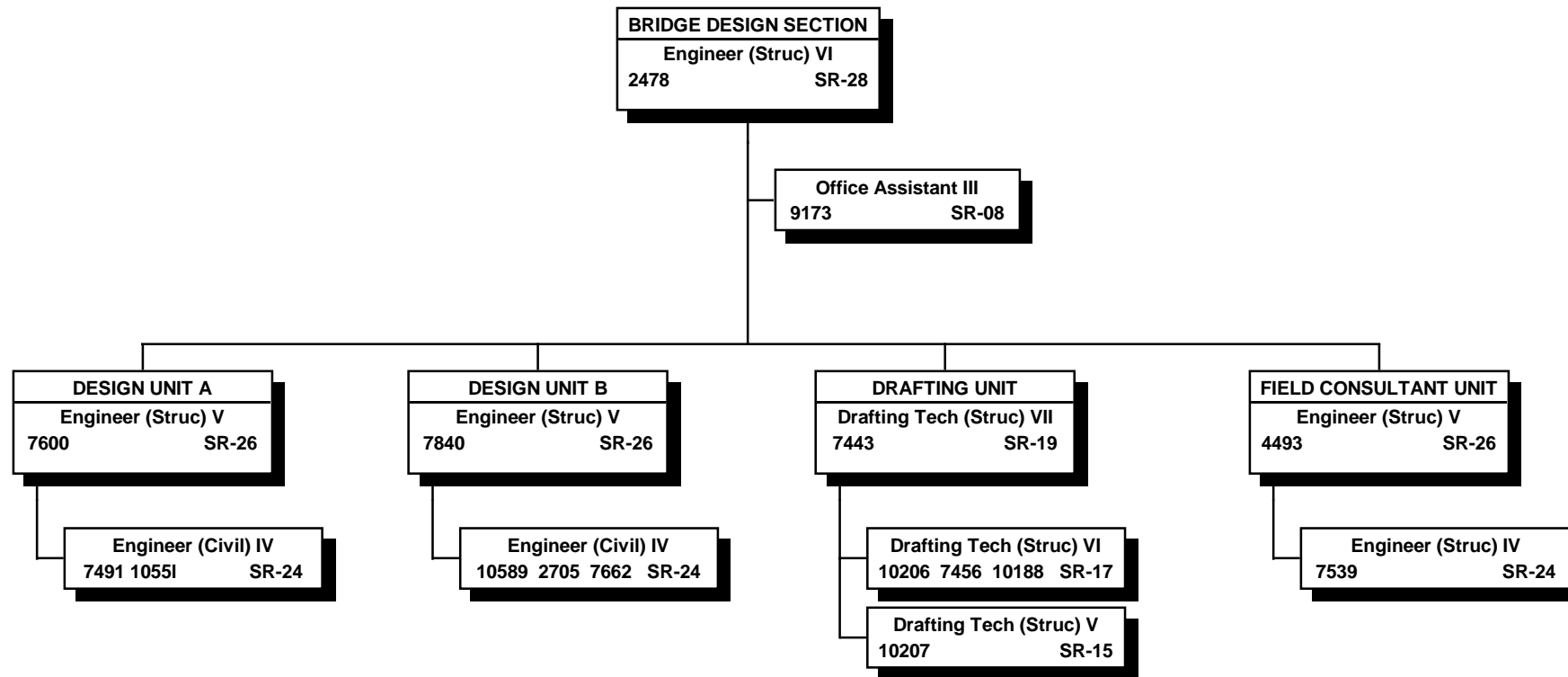
POSITION ORGANIZATION CHART



All project funded positions

STATE OF HAWAII
DEPARTMENT OF TRANSPORTATION
HIGHWAYS DIVISION
DESIGN BRANCH
BRIDGE DESIGN SECTION

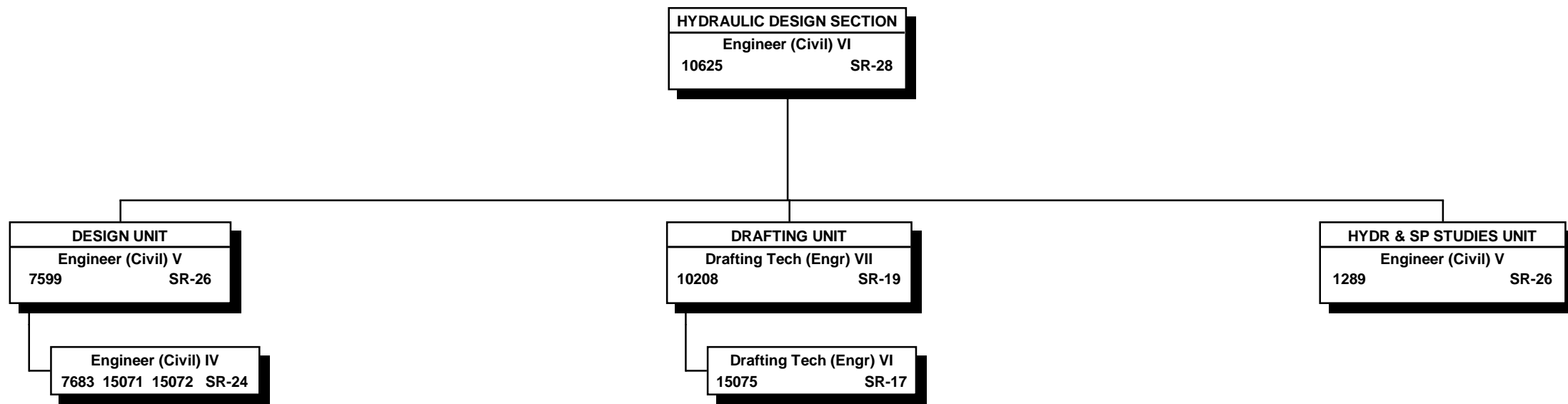
POSITION ORGANIZATION CHART



All project funded positions.

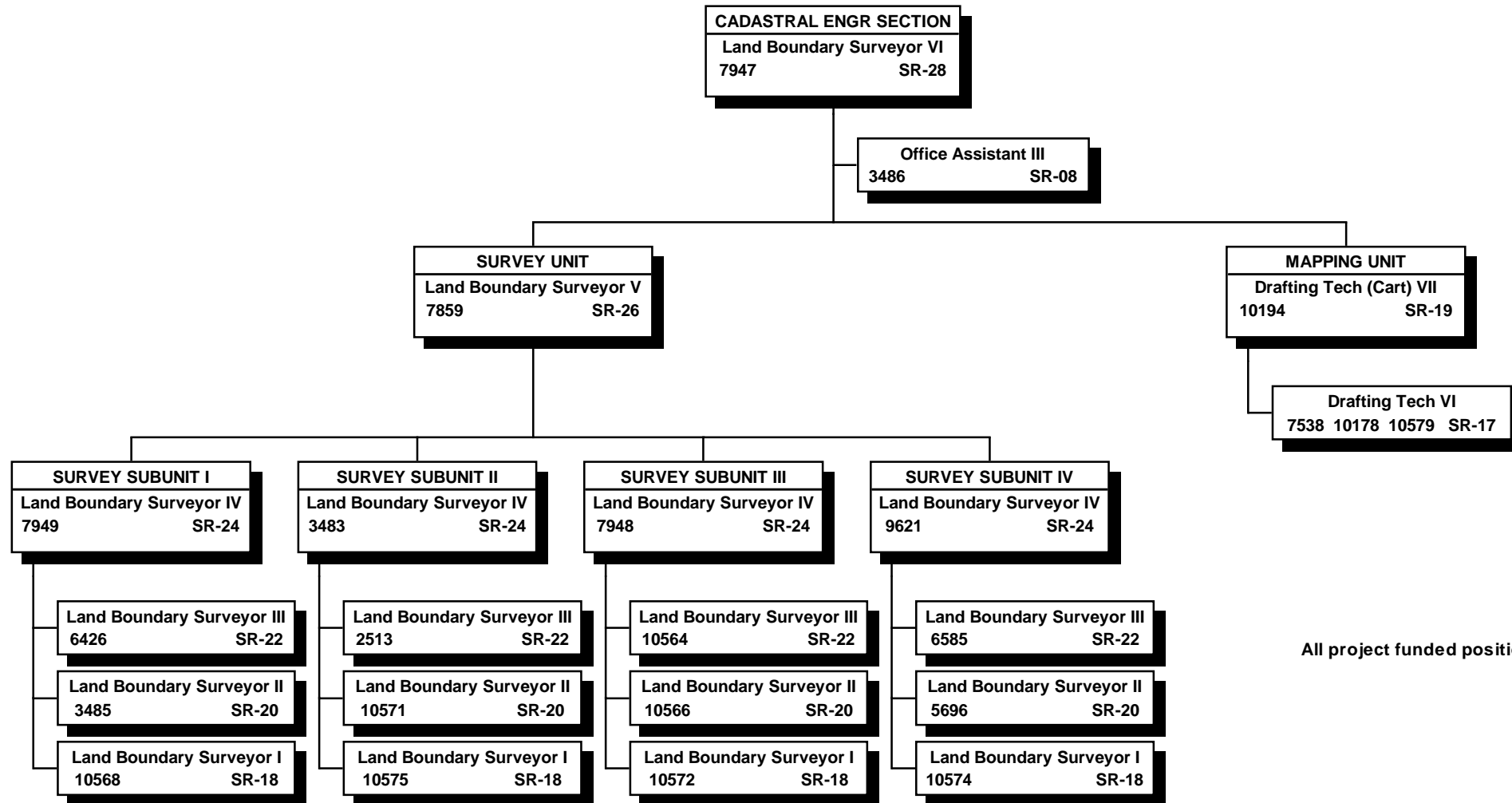
STATE OF HAWAII
DEPARTMENT OF TRANSPORTATION
HIGHWAYS DIVISION
DESIGN BRANCH
HYDRAULIC DESIGN SECTION

POSITION ORGANIZATION CHART



All project funded positions.

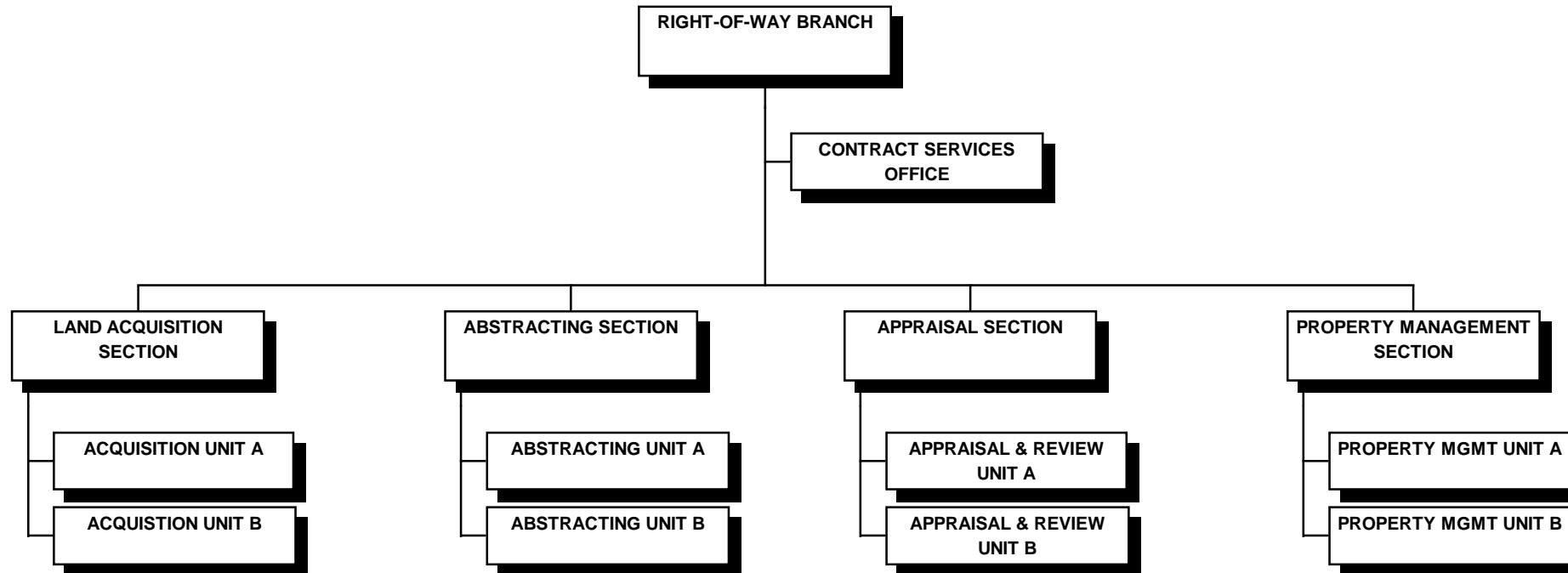
STATE OF HAWAII
 DEPARTMENT OF TRANSPORTATION
 HIGHWAYS DIVISION
 DESIGN BRANCH
 CADASTRAL ENGINEERING SECTION
 POSITION ORGANIZATION CHART



All project funded positions.

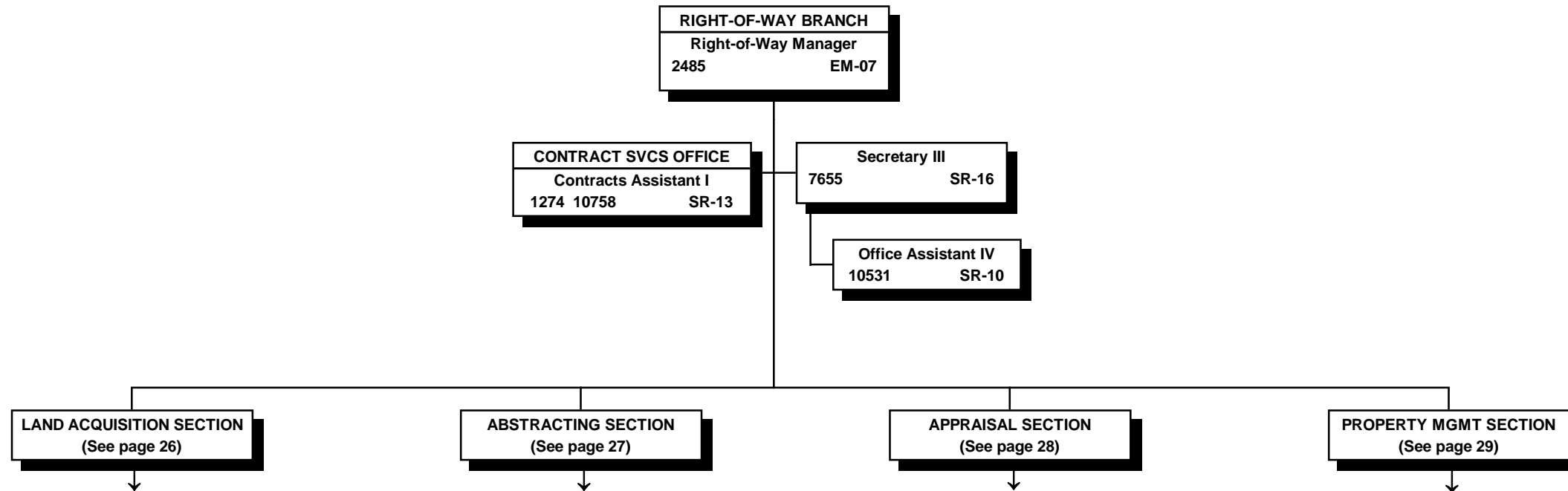
STATE OF HAWAII
DEPARTMENT OF TRANSPORTATION
HIGHWAYS DIVISION
RIGHT-OF-WAY BRANCH

ORGANIZATION CHART



STATE OF HAWAII
DEPARTMENT OF TRANSPORTATION
HIGHWAYS DIVISION
RIGHT-OF-WAY BRANCH

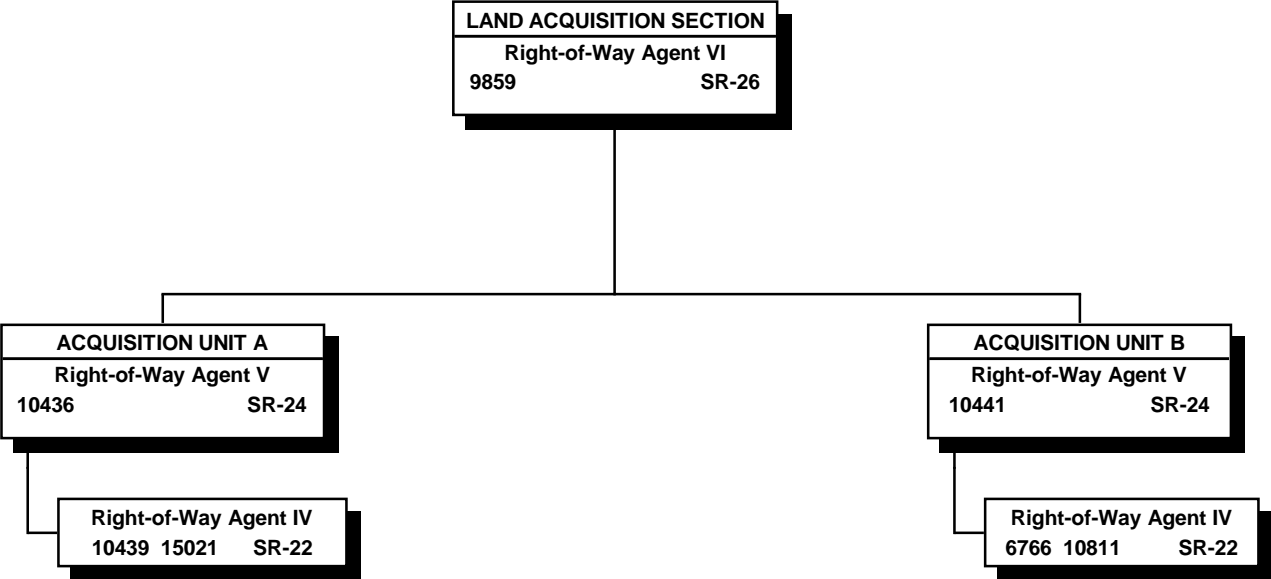
POSITION ORGANIZATION CHART



All project funded positions.

STATE OF HAWAII
DEPARTMENT OF TRANSPORTATION
HIGHWAYS DIVISION
RIGHT-OF-WAY BRANCH
LAND ACQUISITION SECTION

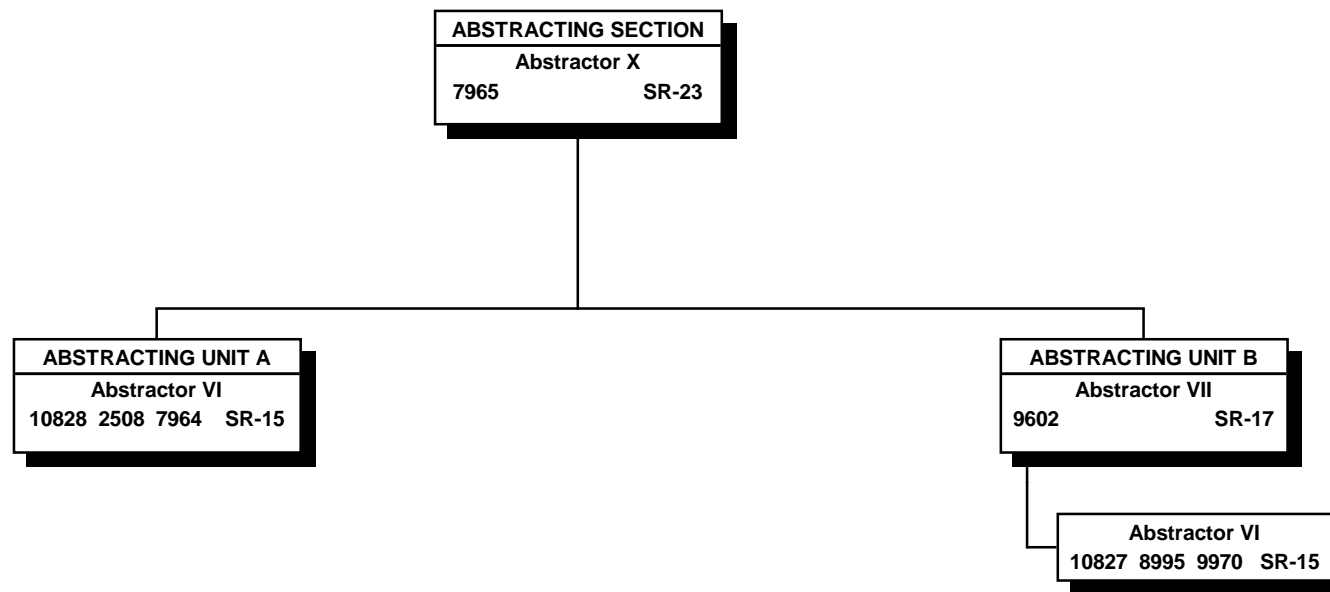
POSITION ORGANIZATION CHART



All project funded positions.

STATE OF HAWAII
DEPARTMENT OF TRANSPORTATION
HIGHWAYS DIVISION
RIGHT-OF-WAY BRANCH
ABSTRACTING SECTION

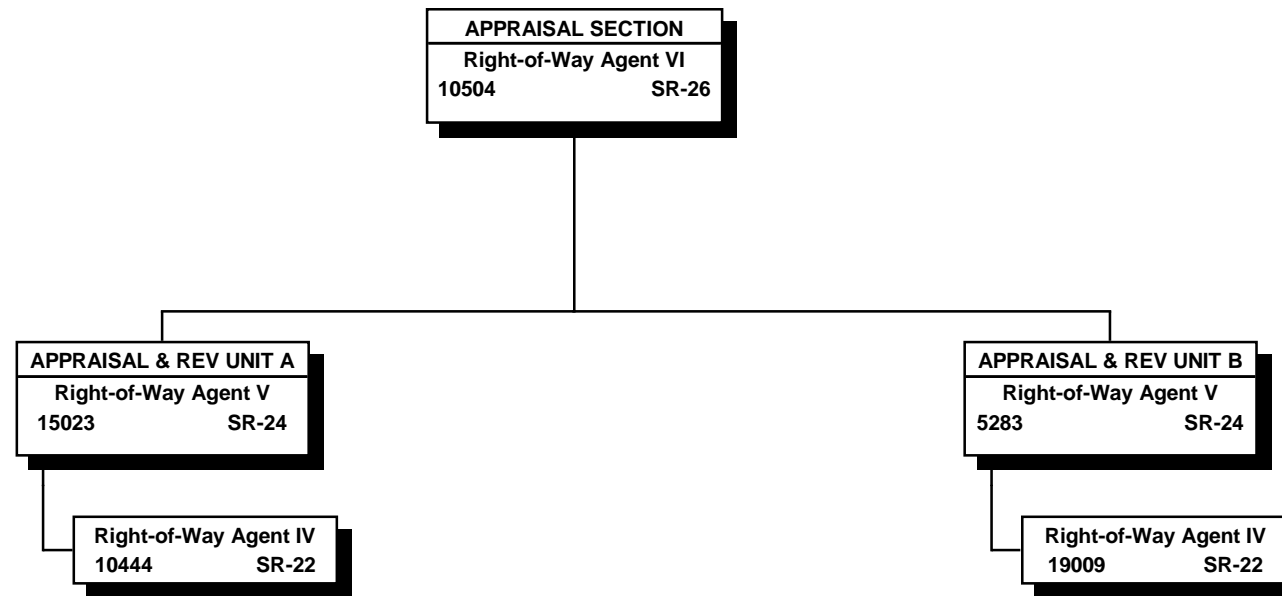
POSITION ORGANIZATION CHART



All project funded positions.

STATE OF HAWAII
DEPARTMENT OF TRANSPORTATION
HIGHWAYS DIVISION
RIGHT-OF-WAY BRANCH
APPRAISAL SECTION

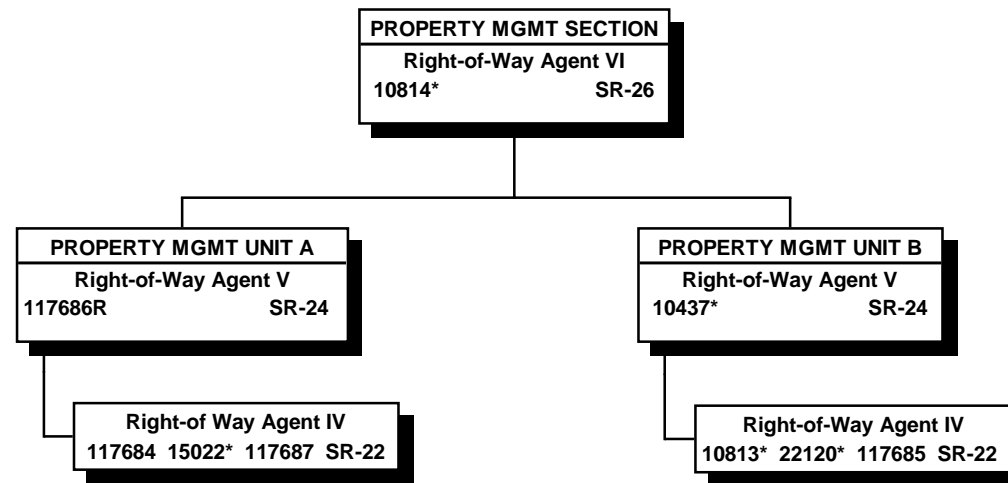
POSITION ORGANIZATION CHART



All project funded positions.

STATE OF HAWAII
 DEPARTMENT OF TRANSPORTATION
 HIGHWAYS DIVISION
 RIGHT-OF-WAY BRANCH
 PROPERTY MANAGEMENT SECTION

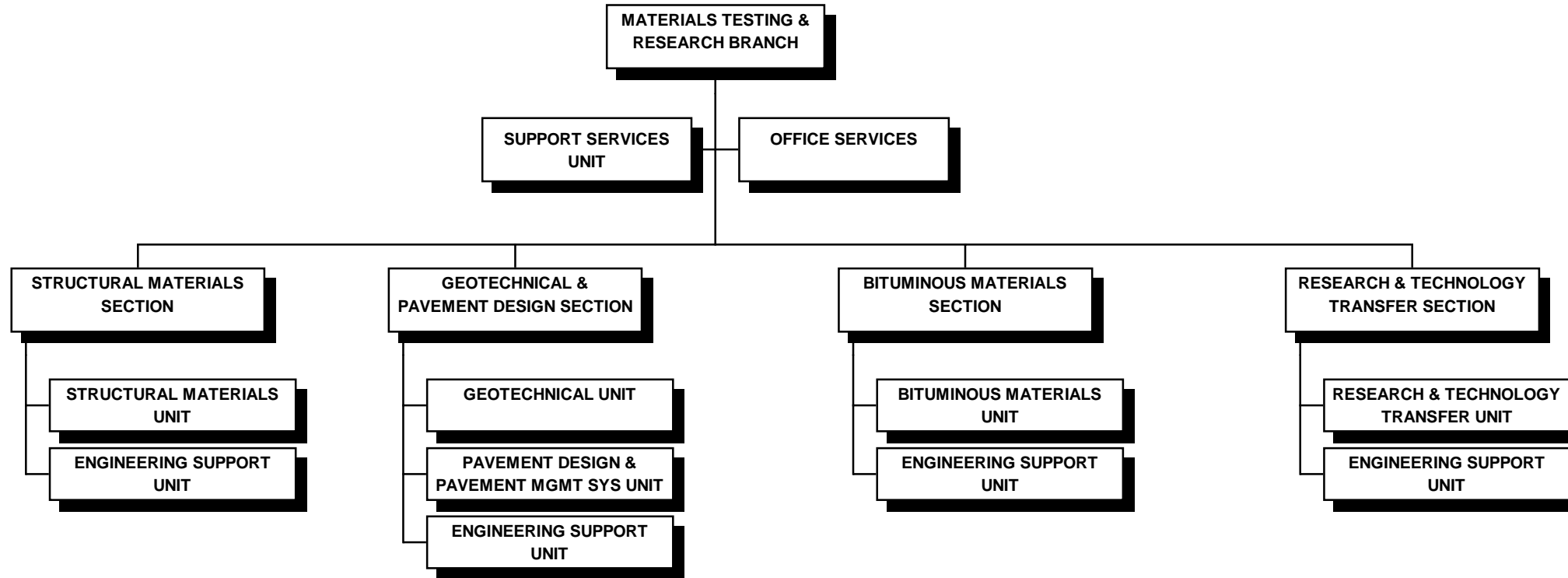
POSITION ORGANIZATION CHART



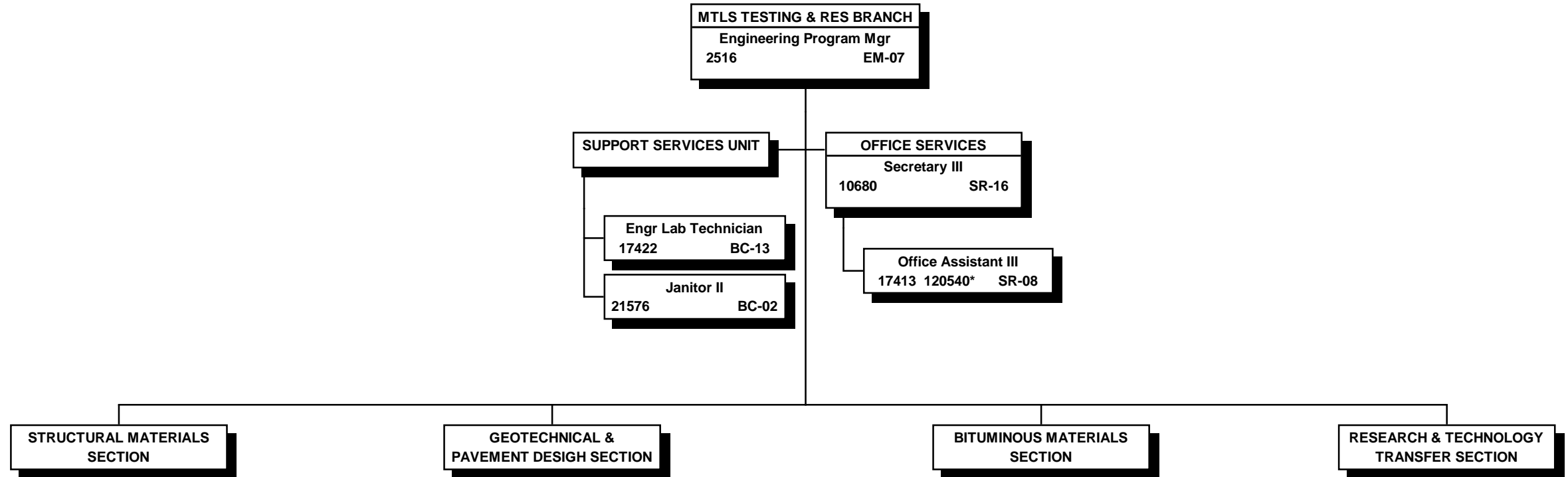
"R" indicates restored abolished position.

* Project funded positions; all other positions special funded.

STATE OF HAWAII
DEPARTMENT OF TRANSPORTATION
HIGHWAYS DIVISION
MATERIALS TESTING & RESEARCH BRANCH
ORGANIZATION CHART



STATE OF HAWAII
 DEPARTMENT OF TRANSPORTATION
 HIGHWAYS DIVISION
 MATERIALS TESTING & RESEARCH BRANCH
 POSITION ORGANIZATION CHART

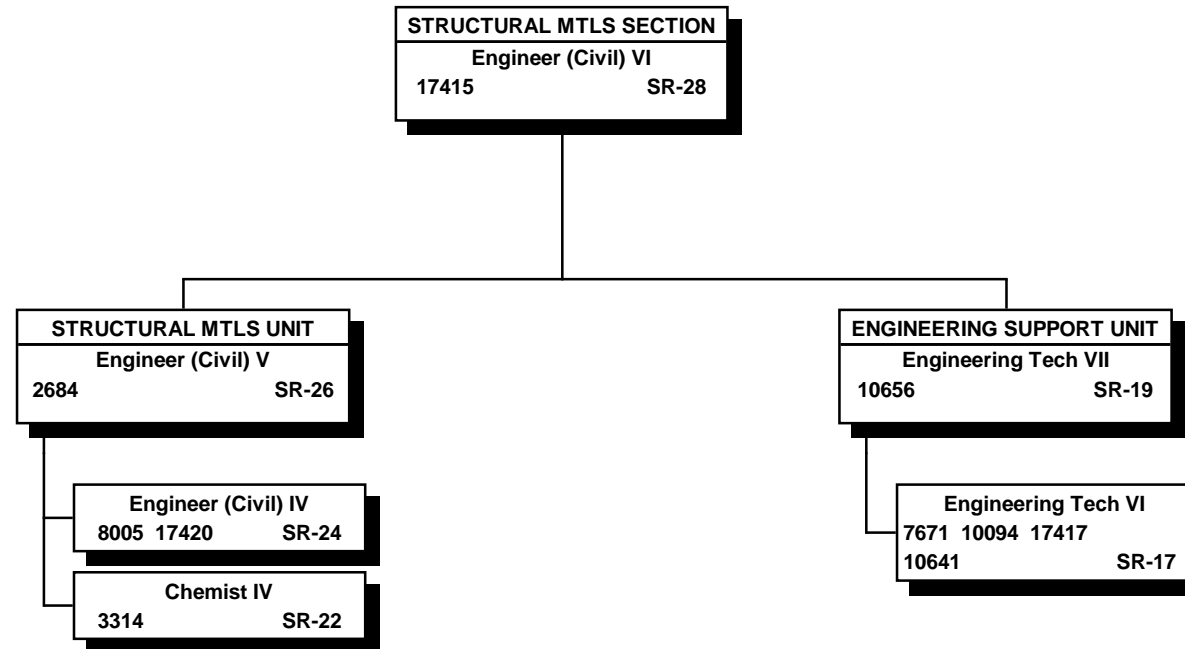


All project funded positions.

* Vicing position NTE 3/21/14

STATE OF HAWAII
DEPARTMENT OF TRANSPORTATION
HIGHWAYS DIVISION
MATERIALS TESTING & RESEARCH BRANCH
STRUCTURAL MATERIALS SECTION

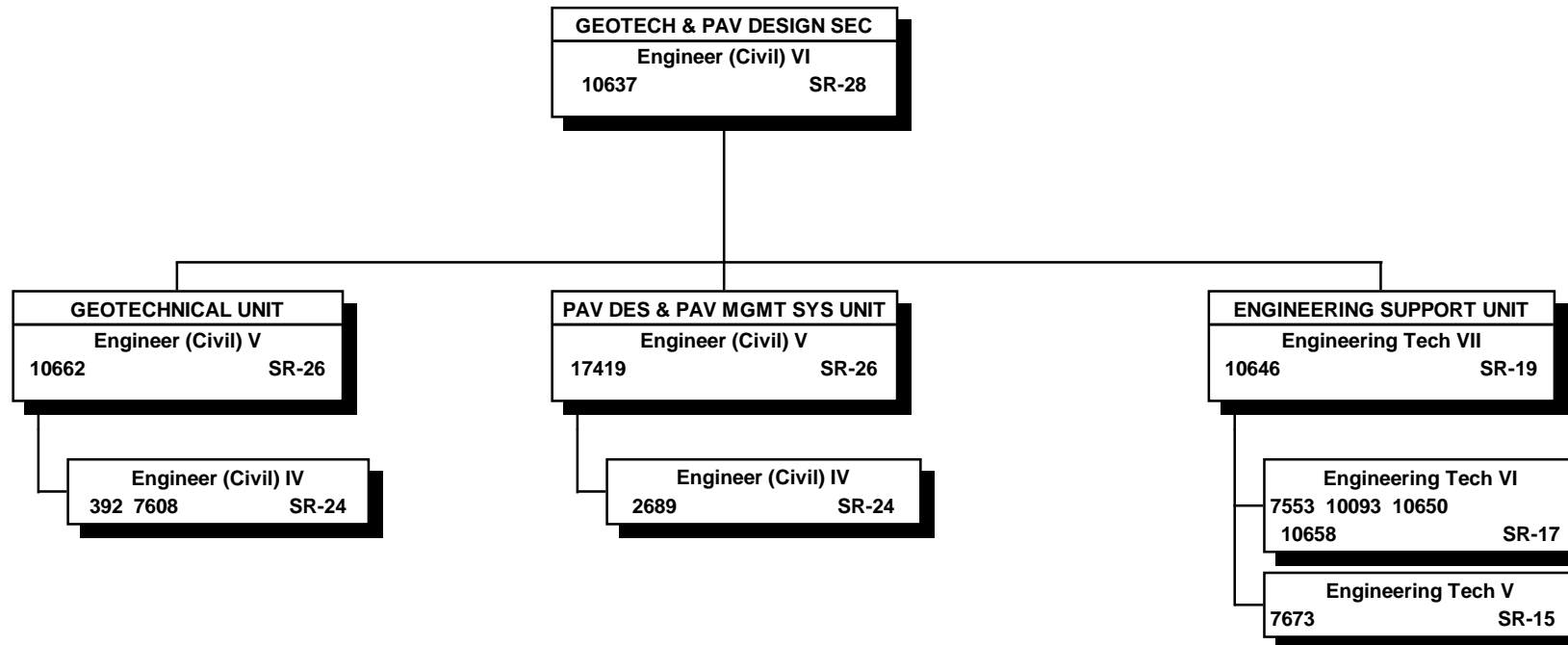
POSITION ORGANIZATION CHART



All project funded positions.

STATE OF HAWAII
 DEPARTMENT OF TRANSPORTATION
 HIGHWAYS DIVISION
 MATERIALS TESTING & RESEARCH BRANCH
 GEOTECHNICAL & PAVEMENT DESIGN SECTION

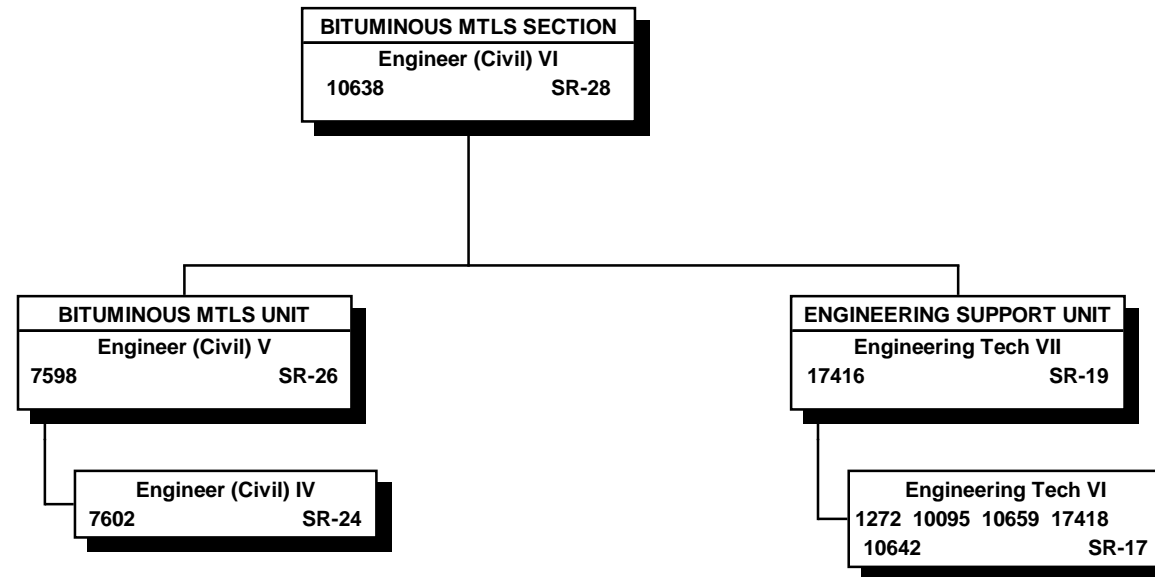
POSITION ORGANIZATION CHART



All project funded positions.

STATE OF HAWAII
DEPARTMENT OF TRANSPORTATION
HIGHWAYS DIVISION
MATERIALS TESTING & RESEARCH BRANCH
BITUMINOUS MATERIALS SECTION

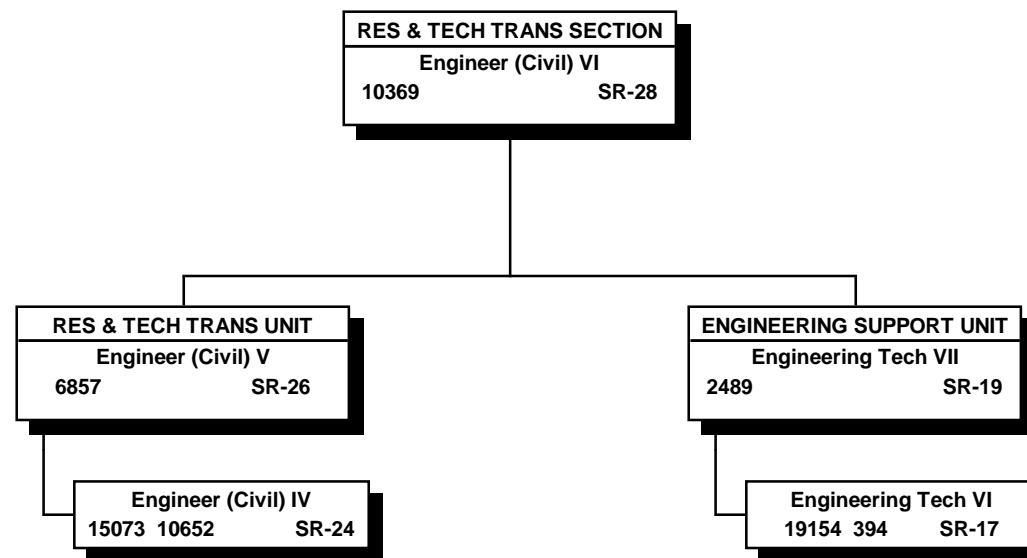
POSITION ORGANIZATION CHART



All project funded positions.

STATE OF HAWAII
 DEPARTMENT OF TRANSPORTATION
 HIGHWAYS DIVISION
 MATERIALS TESTING & RESEARCH BRANCH
 RESEARCH & TECHNOLOGY TRANSFER SECTION

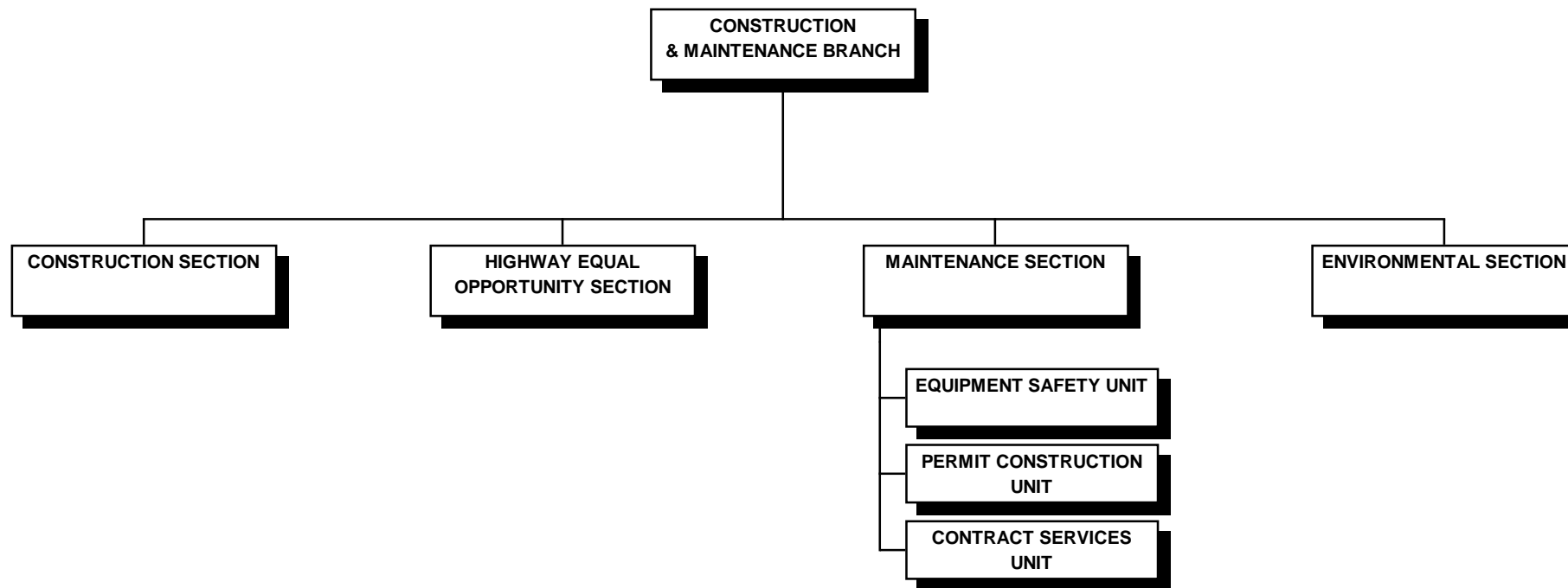
POSITION ORGANIZATION CHART



All project funded positions.

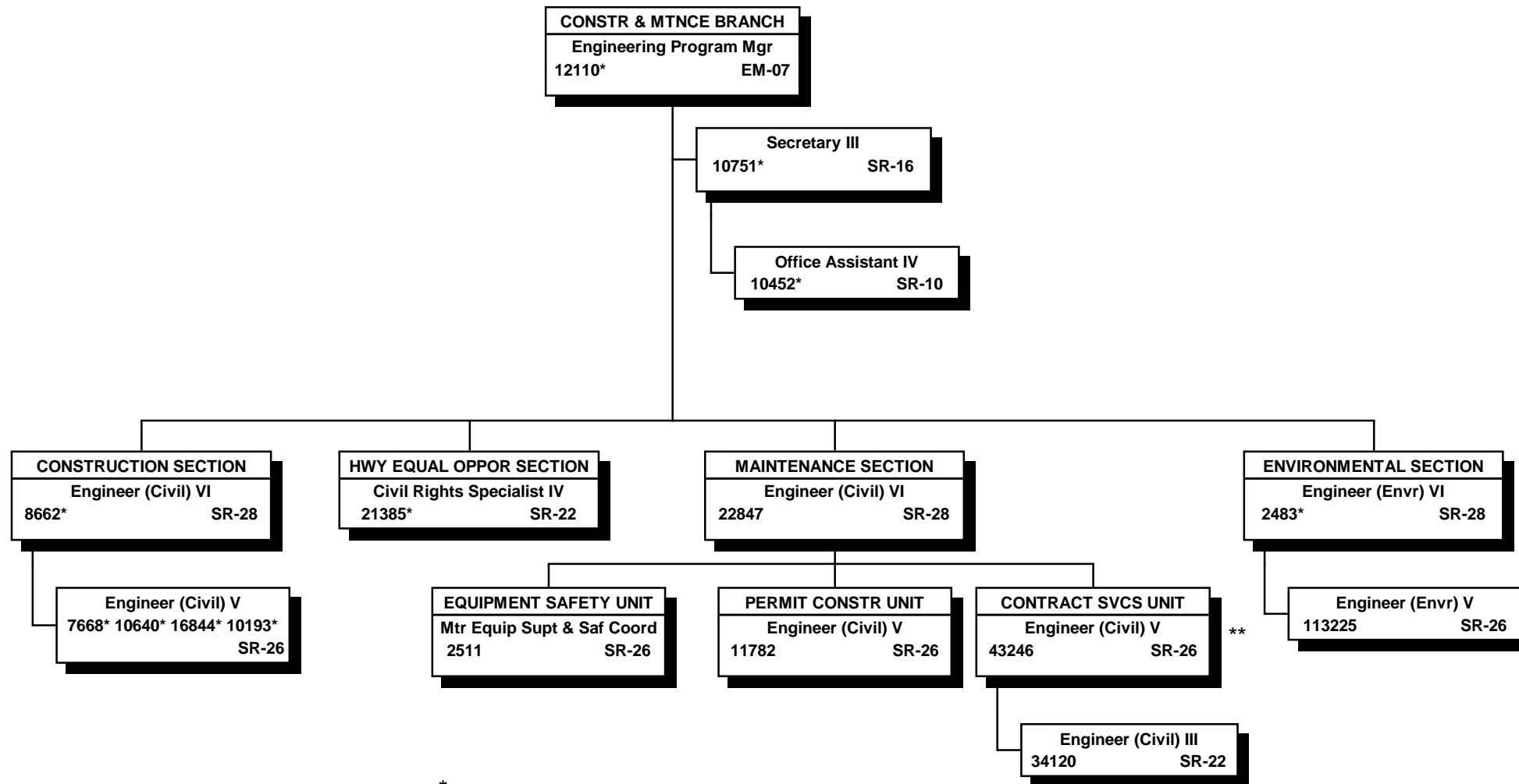
STATE OF HAWAII
DEPARTMENT OF TRANSPORTATION
HIGHWAYS DIVISION
CONSTRUCTION & MAINTENANCE BRANCH

ORGANIZATION CHART



STATE OF HAWAII
DEPARTMENT OF TRANSPORTATION
HIGHWAYS DIVISION
CONSTRUCTION & MAINTENANCE BRANCH

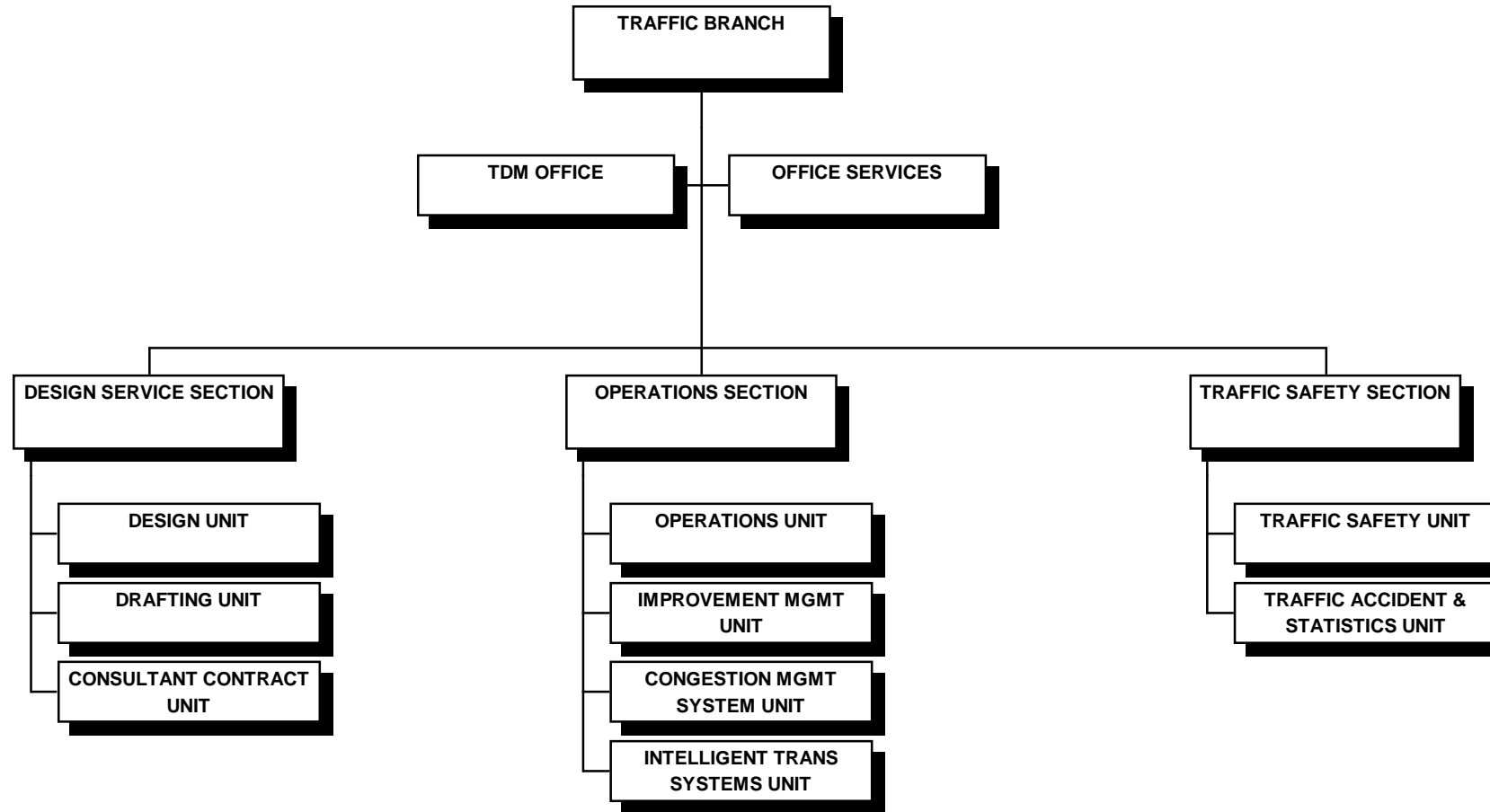
POSITION ORGANIZATION CHART

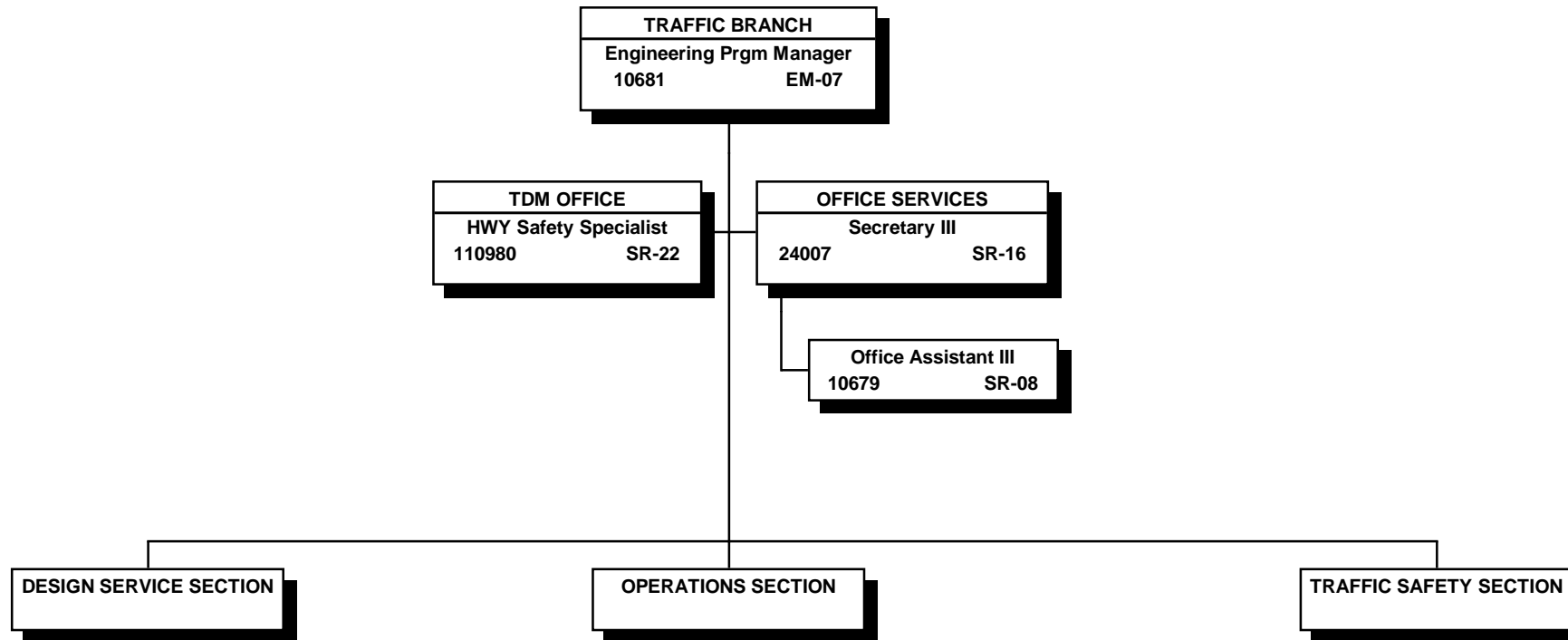


* Project funded positions; all other positions special funded.

** To be redescribed.

STATE OF HAWAII
DEPARTMENT OF TRANSPORTATION
HIGHWAYS DIVISION
TRAFFIC BRANCH
ORGANIZATION CHART

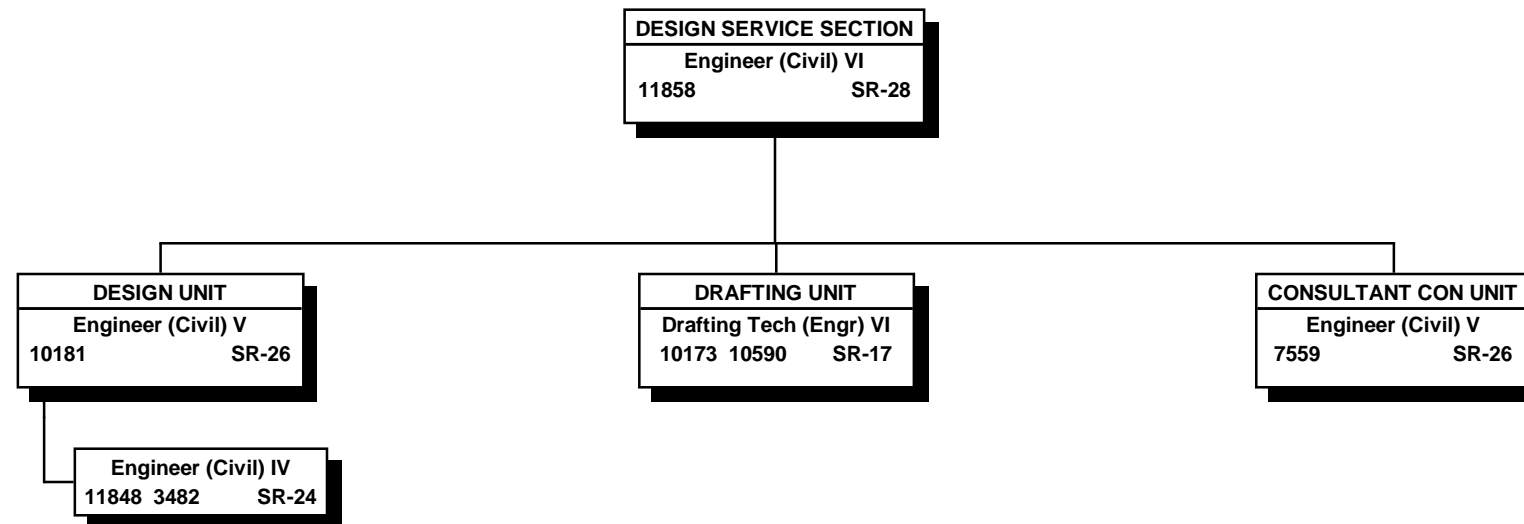




All project funded positions.

STATE OF HAWAII
DEPARTMENT OF TRANSPORTATION
HIGHWAYS DIVISION
TRAFFIC BRANCH
DESIGN SERVICE SECTION

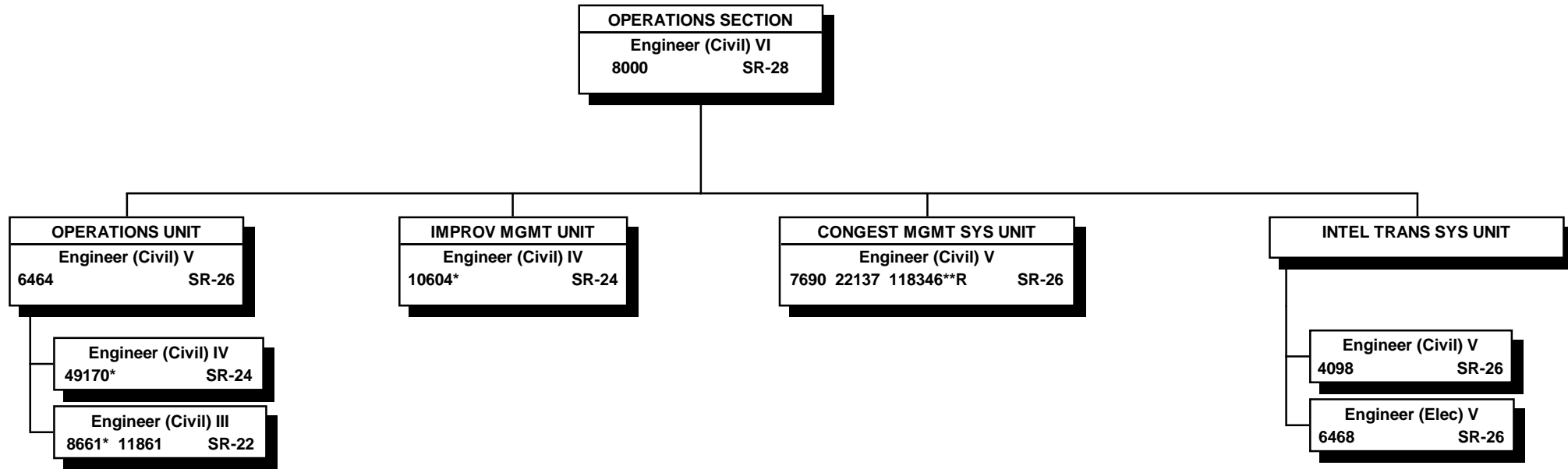
POSITION ORGANIZATION CHART



All project funded positions.

STATE OF HAWAII
DEPARTMENT OF TRANSPORTATION
HIGHWAYS DIVISION
TRAFFIC BRANCH
OPERATIONS SECTION

POSITION ORGANIZATION CHART



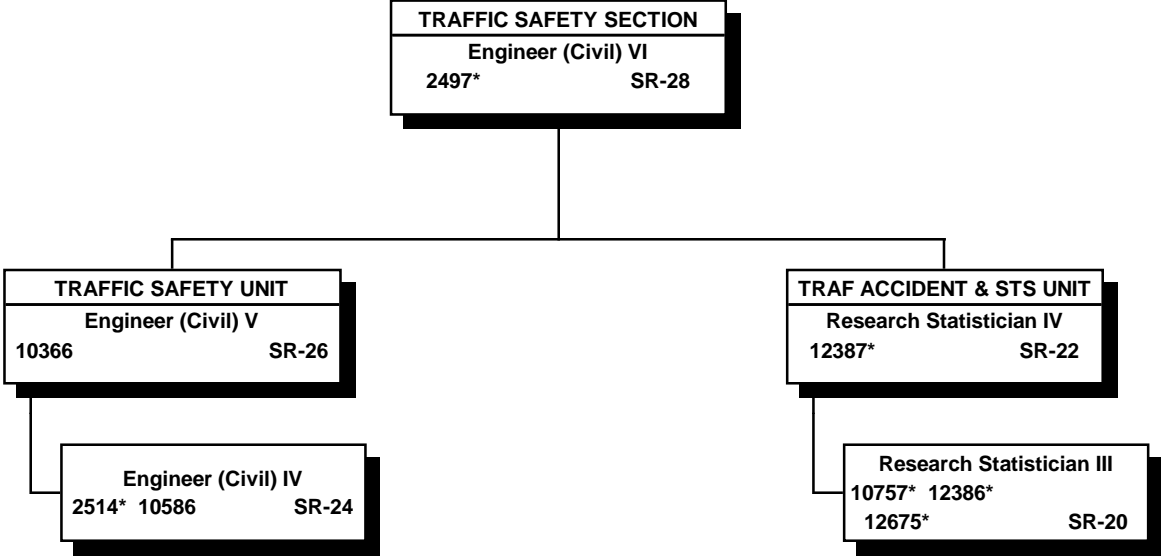
* Special funded positions; all other positions project funded.

** Temporary position NTE 6/30/15

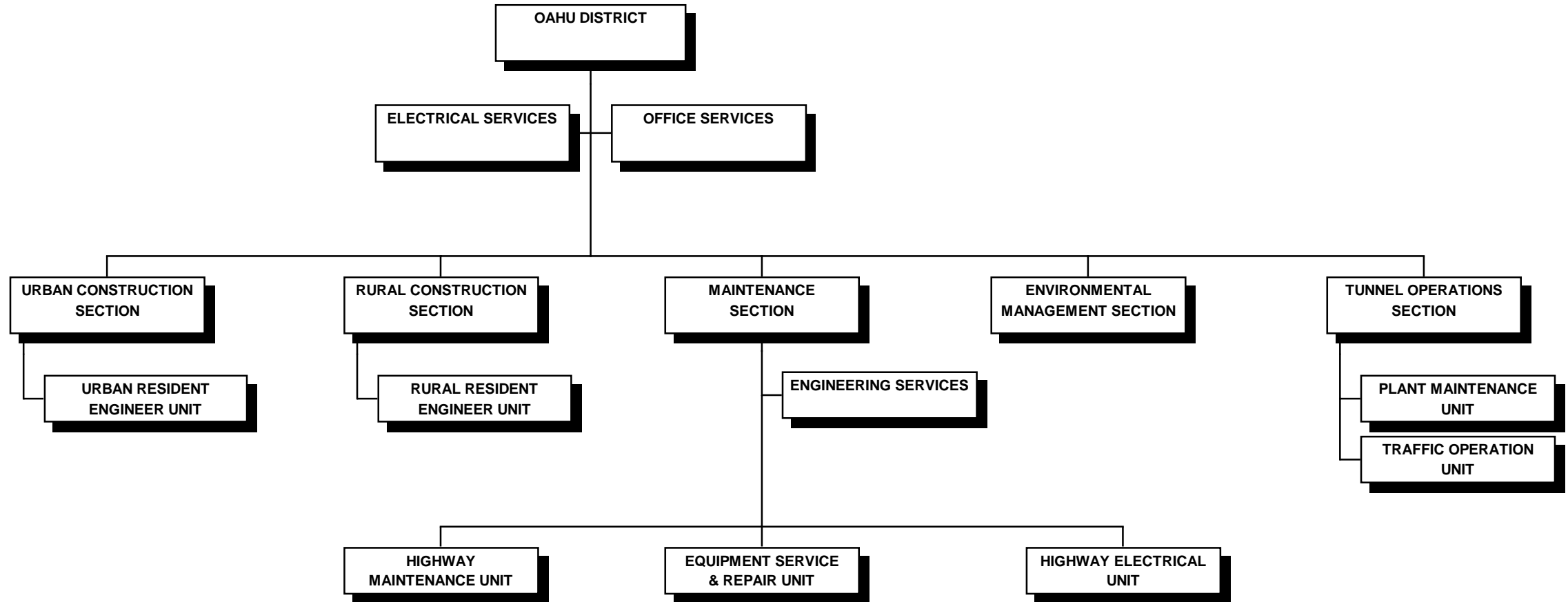
"R" indicates restored abolished position.

STATE OF HAWAII
 DEPARTMENT OF TRANSPORTATION
 HIGHWAYS DIVISION
 TRAFFIC BRANCH
 TRAFFIC SAFETY SECTION

POSITION ORGANIZATION CHART

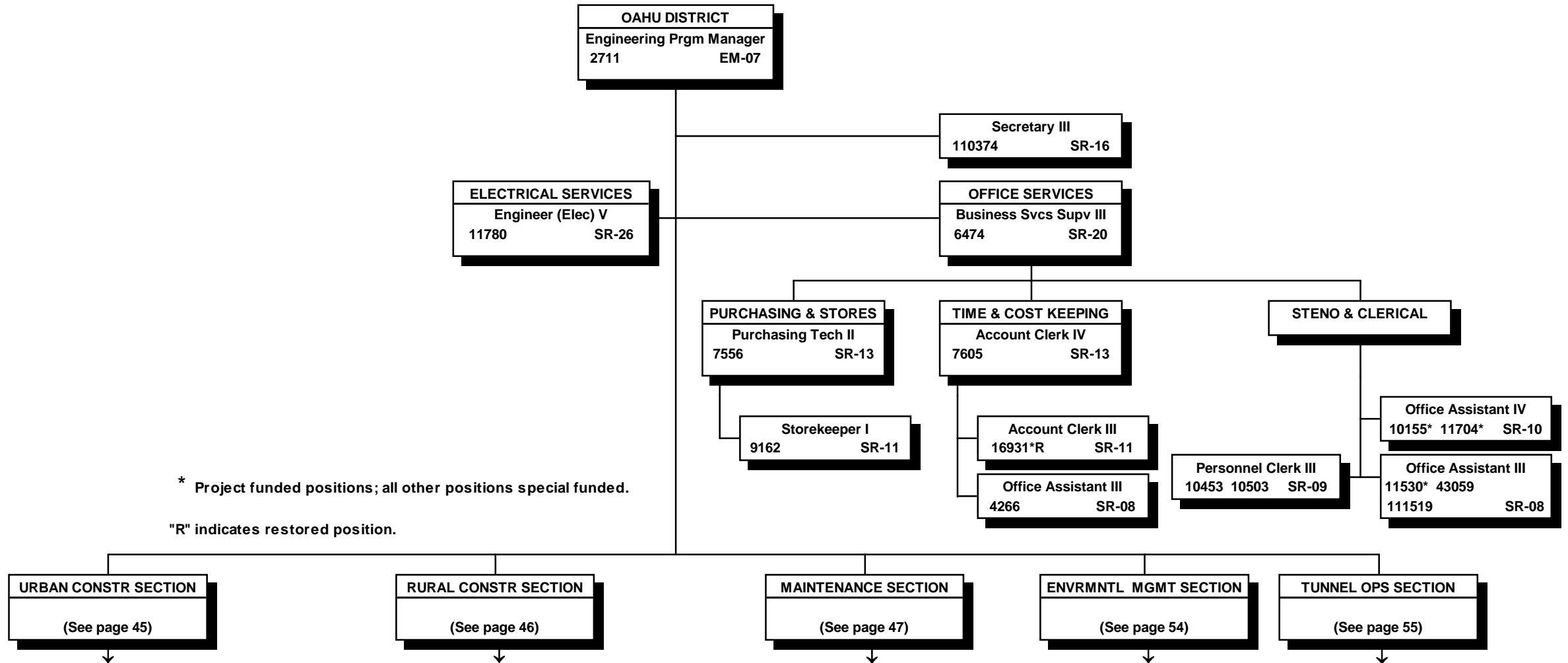


* Special funded positions; all other positions project funded.



STATE OF HAWAII
DEPARTMENT OF TRANSPORTATION
HIGHWAYS DIVISION
OAHU DISTRICT

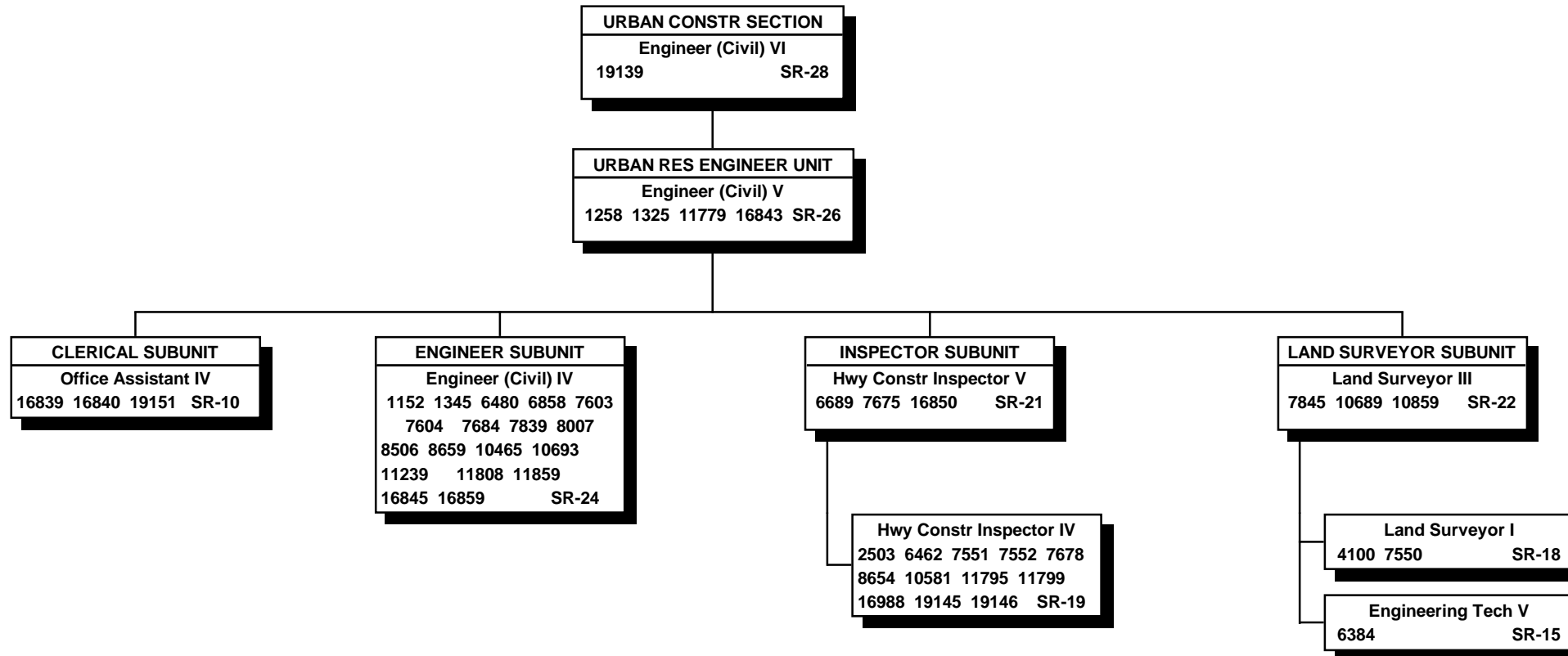
POSITION ORGANIZATION CHART



* Project funded positions; all other positions special funded.

"R" indicates restored position.

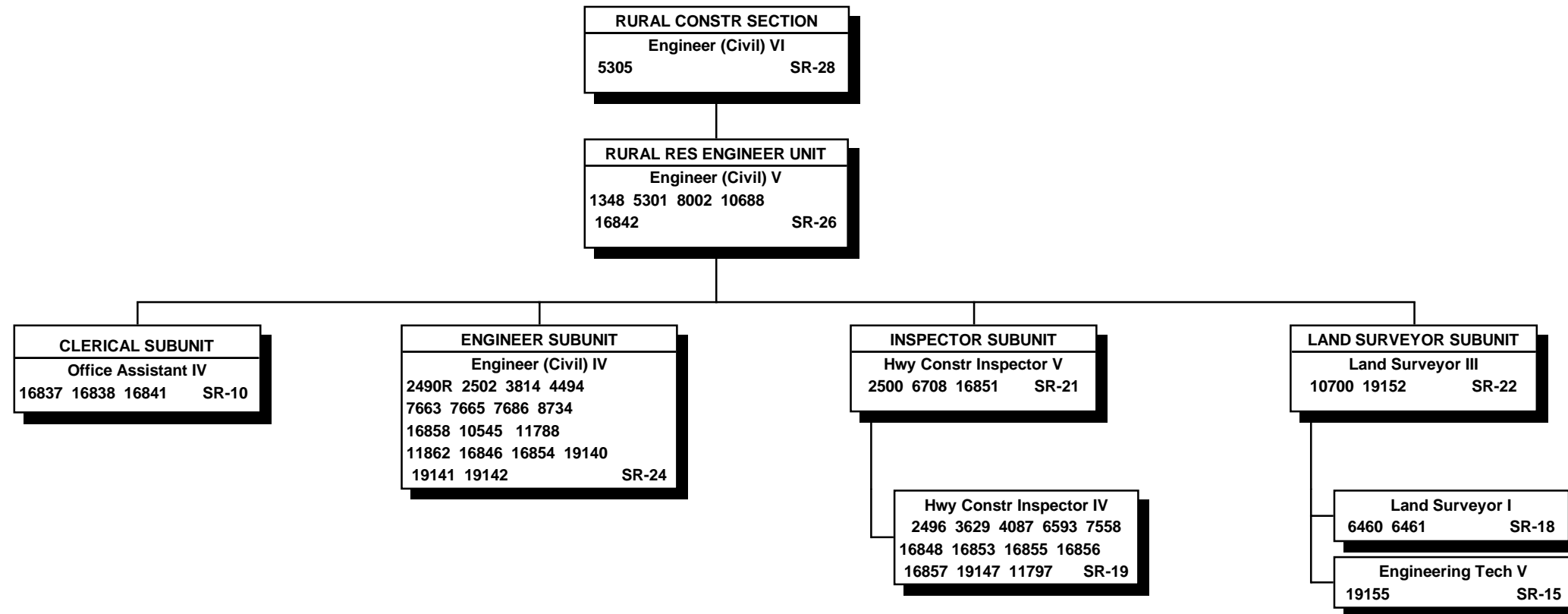
STATE OF HAWAII
DEPARTMENT OF TRANSPORTATION
HIGHWAYS DIVISION
OAHU DISTRICT
URBAN CONSTRUCTION SECTION
POSITION ORGANIZATION CHART



All project funded positions.

STATE OF HAWAII
DEPARTMENT OF TRANSPORTATION
HIGHWAYS DIVISION
OAHU DISTRICT
RURAL CONSTRUCTION SECTION

POSITION ORGANIZATION CHART

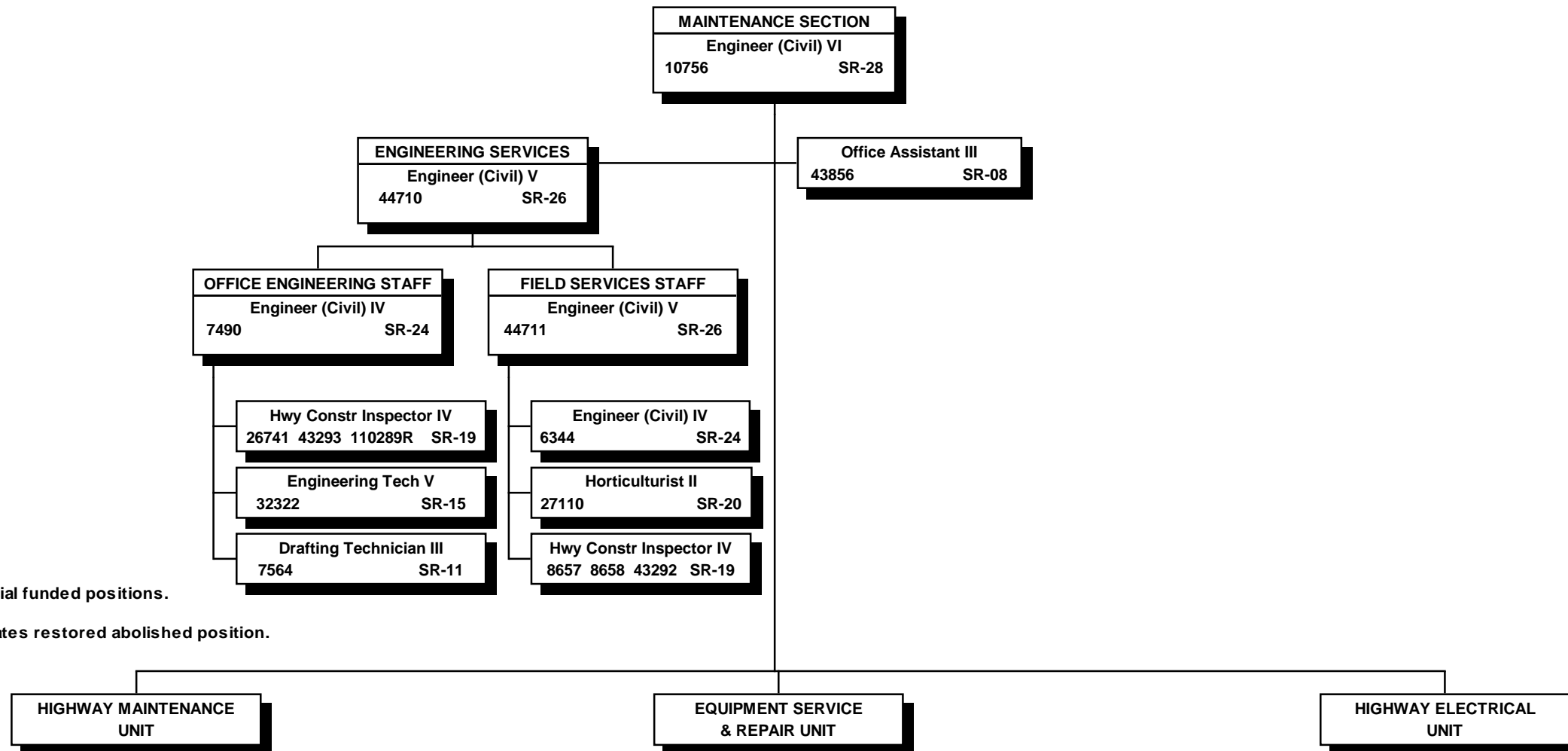


All project funded positions.

"R" indicates restored abolished positions.

STATE OF HAWAII
 DEPARTMENT OF TRANSPORTATION
 HIGHWAYS DIVISION
 OAHU DISTRICT
 MAINTENANCE SECTION

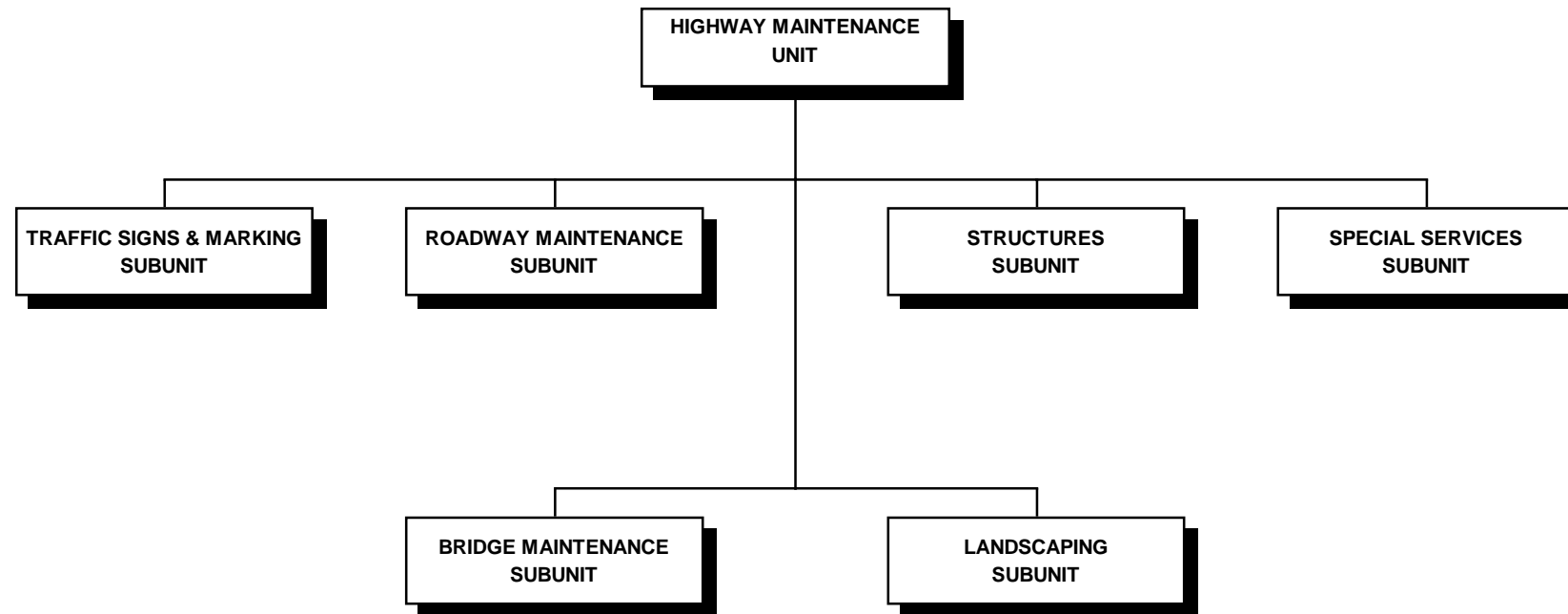
POSITION ORGANIZATION CHART



All special funded positions.
 "R" indicates restored abolished position.

STATE OF HAWAII
DEPARTMENT OF TRANSPORTATION
HIGHWAYS DIVISION
OAHU DISTRICT
MAINTENANCE SECTION
HIGHWAY MAINTENANCE UNIT

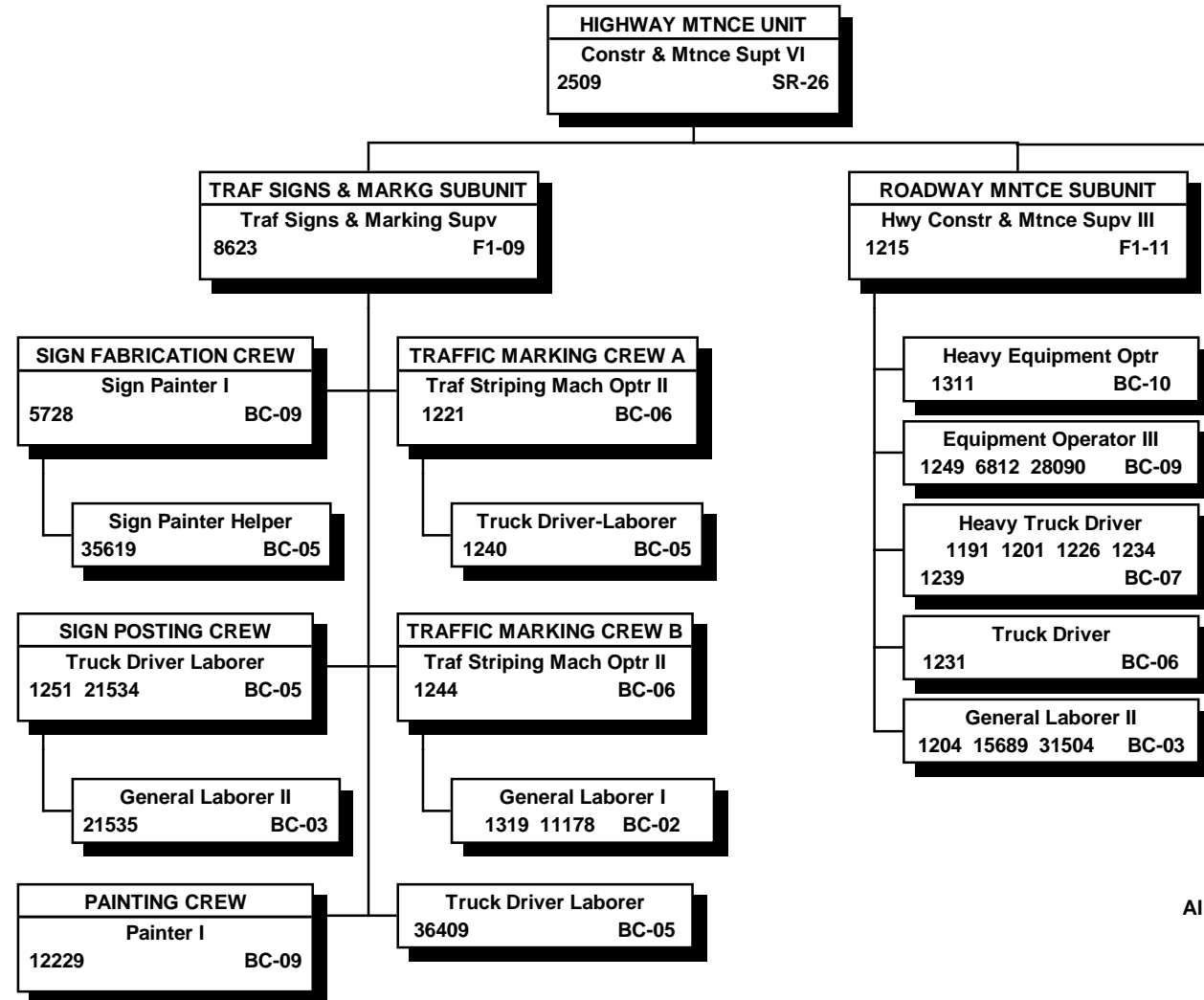
POSITION ORGANIZATION CHART



Special funded position.

STATE OF HAWAII
DEPARTMENT OF TRANSPORTATION
HIGHWAYS DIVISION
OAHU DISTRICT
MAINTENANCE SECTION
HIGHWAY MAINTENANCE UNIT

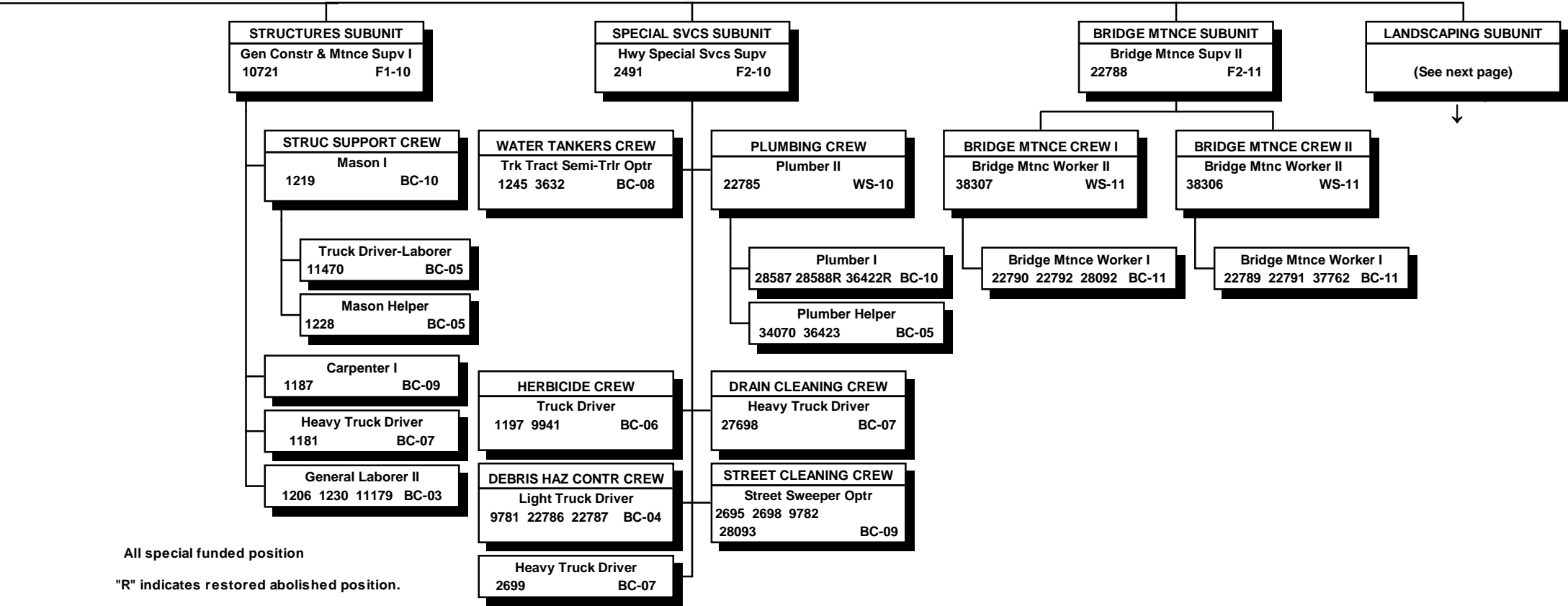
POSITION ORGANIZATION CHART



All special funded positions.

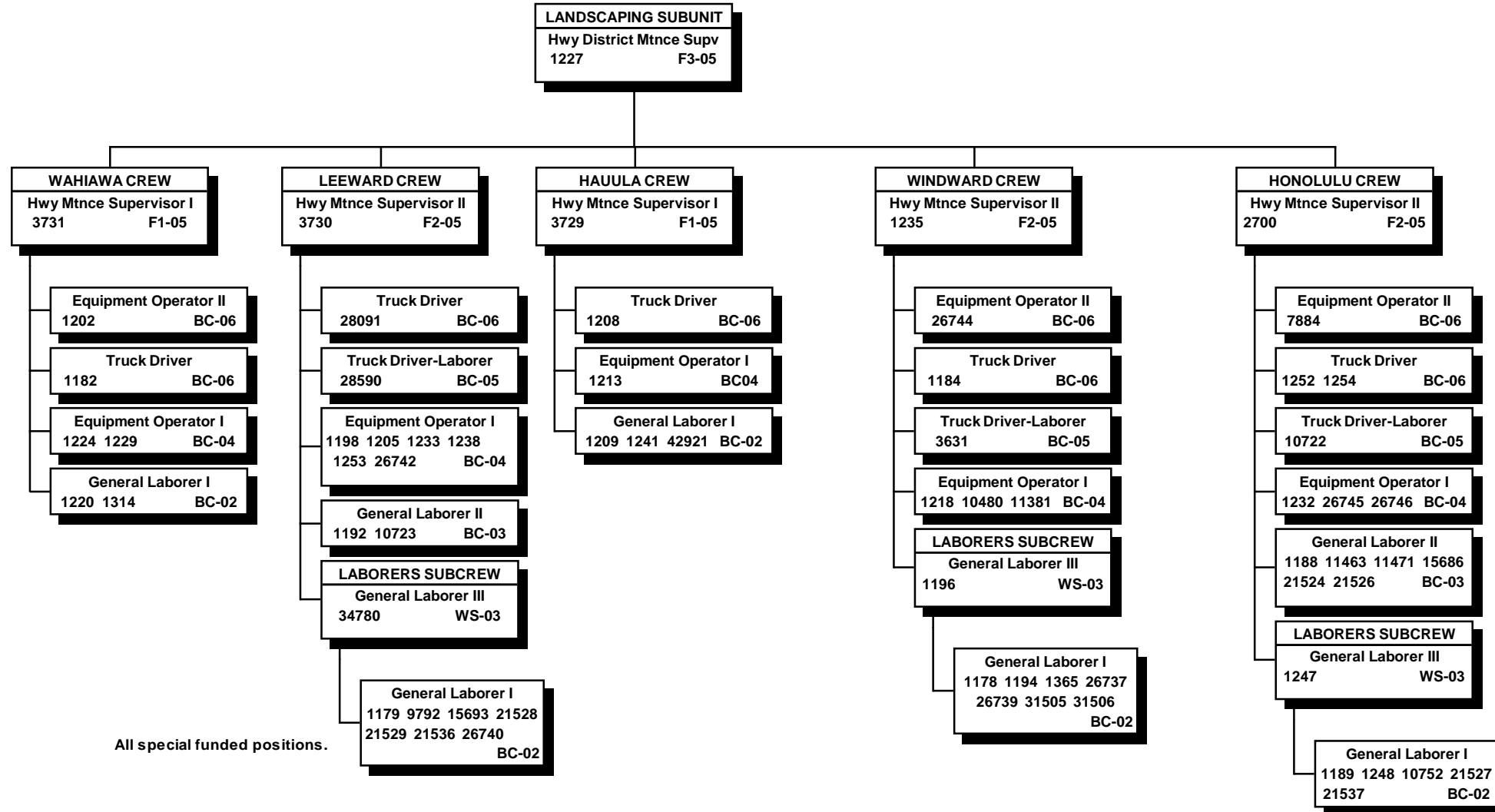
STATE OF HAWAII
DEPARTMENT OF TRANSPORTATION
HIGHWAYS DIVISION
OAHU DISTRICT
MAINTENANCE SECTION
HIGHWAY MAINTENANCE UNIT

POSITION ORGANIZATION CHART

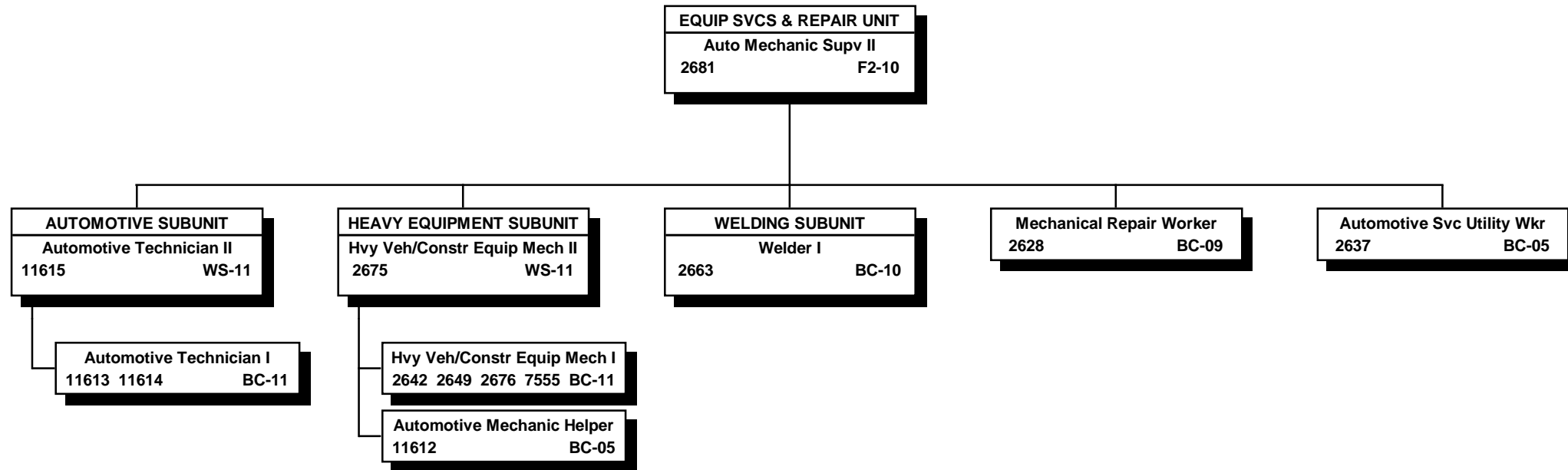


STATE OF HAWAII
DEPARTMENT OF TRANSPORTATION
HIGHWAYS DIVISION
OAHU DISTRICT
MAINTENANCE SECTION
HIGHWAY MAINTENANCE UNIT
LANDSCAPING SUBUNIT

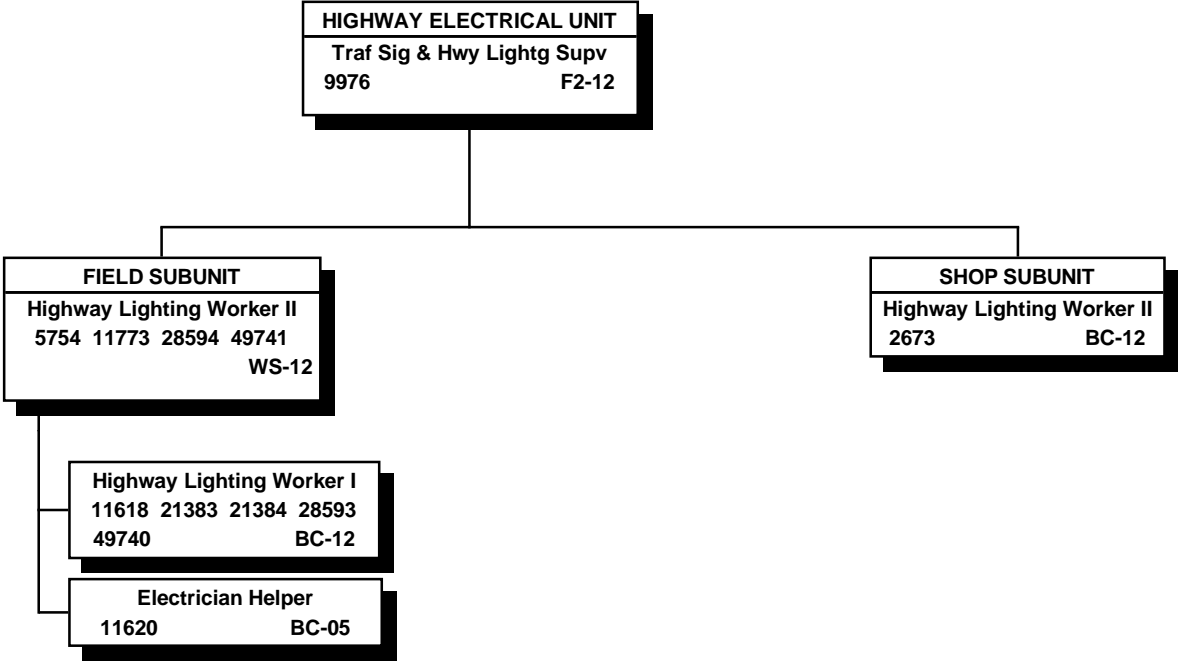
POSITION ORGANIZATION CHART



STATE OF HAWAII
 DEPARTMENT OF TRANSPORTATION
 HIGHWAYS DIVISION
 OAHU DISTRICT
 MAINTENANCE SECTION
 HIGHWAY MAINTENANCE UNIT
 EQUIPMENT SERVICE & REPAIR UNIT
 POSITION ORGANIZATION CHART



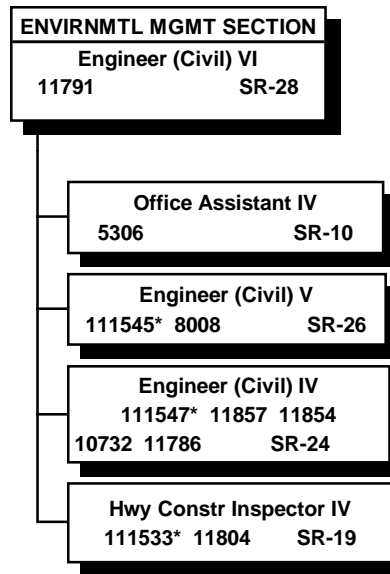
All special funded positions.



All special funded positions.

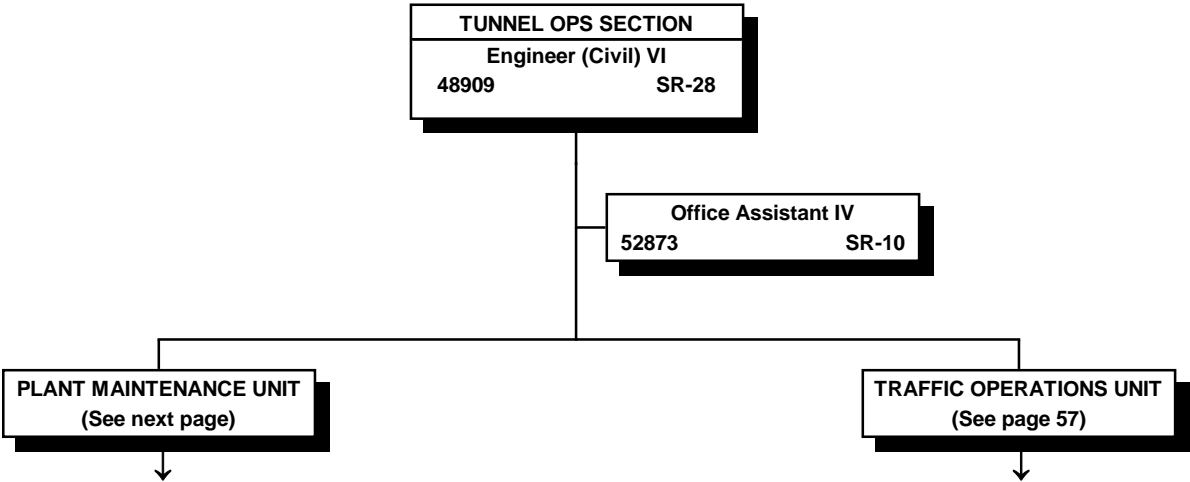
STATE OF HAWAII
DEPARTMENT OF TRANSPORTATION
HIGHWAYS DIVISION
OAHU DISTRICT
ENVIRONMENTAL MANAGEMENT SECTION

POSITION ORGANIZATION CHART



* Special funded positions; all other positions are project funded positions.

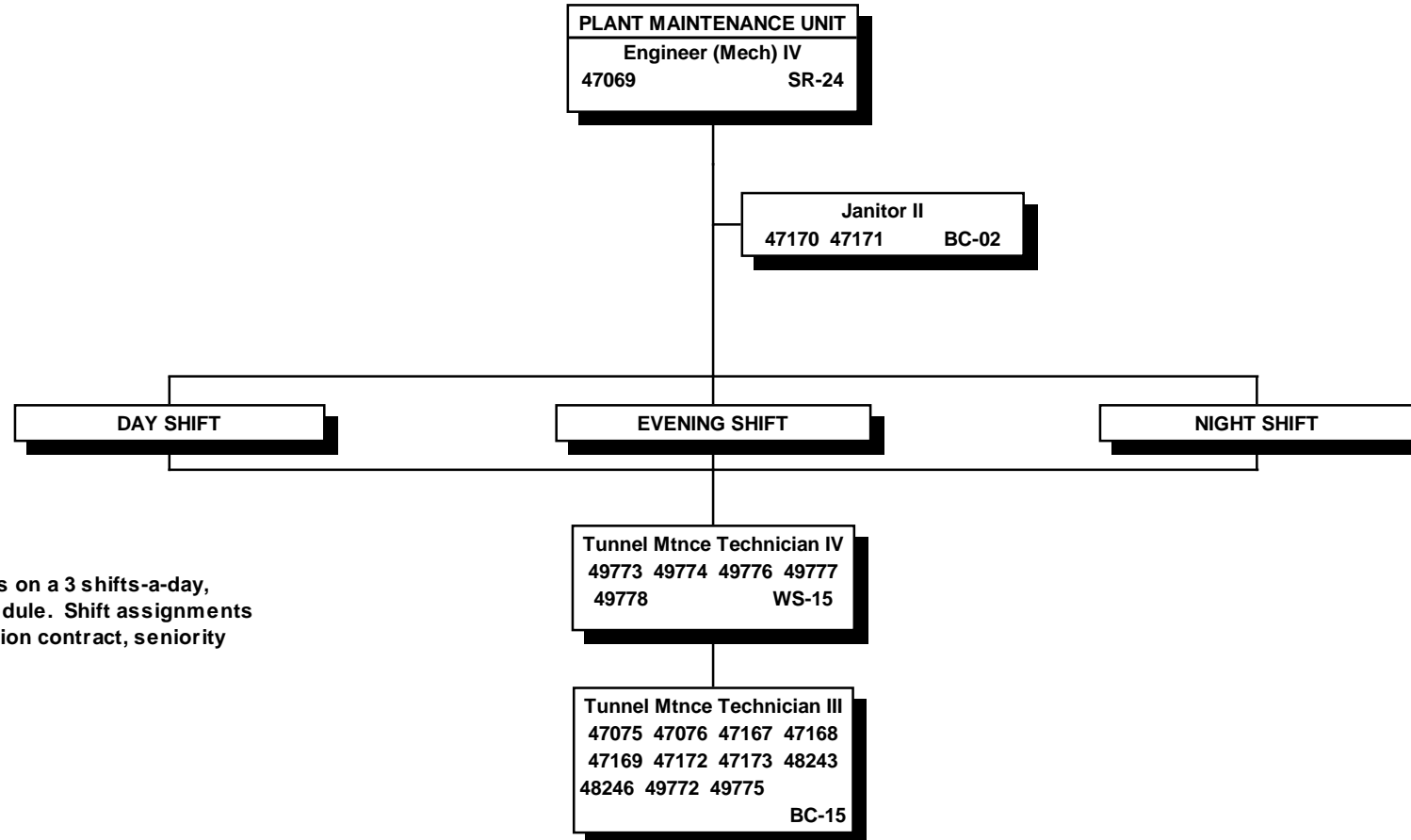
STATE OF HAWAII
DEPARTMENT OF TRANSPORTATION
HIGHWAYS DIVISION
OAHU DISTRICT
TUNNEL OPERATIONS SECTION
POSITION ORGANIZATION CHART



All special funded positions.

STATE OF HAWAII
 DEPARTMENT OF TRANSPORTATION
 HIGHWAYS DIVISION
 OAHU DISTRICT
 TUNNEL OPERATIONS SECTION
 PLANT MAINTENANCE UNIT

POSITION ORGANIZATION CHART

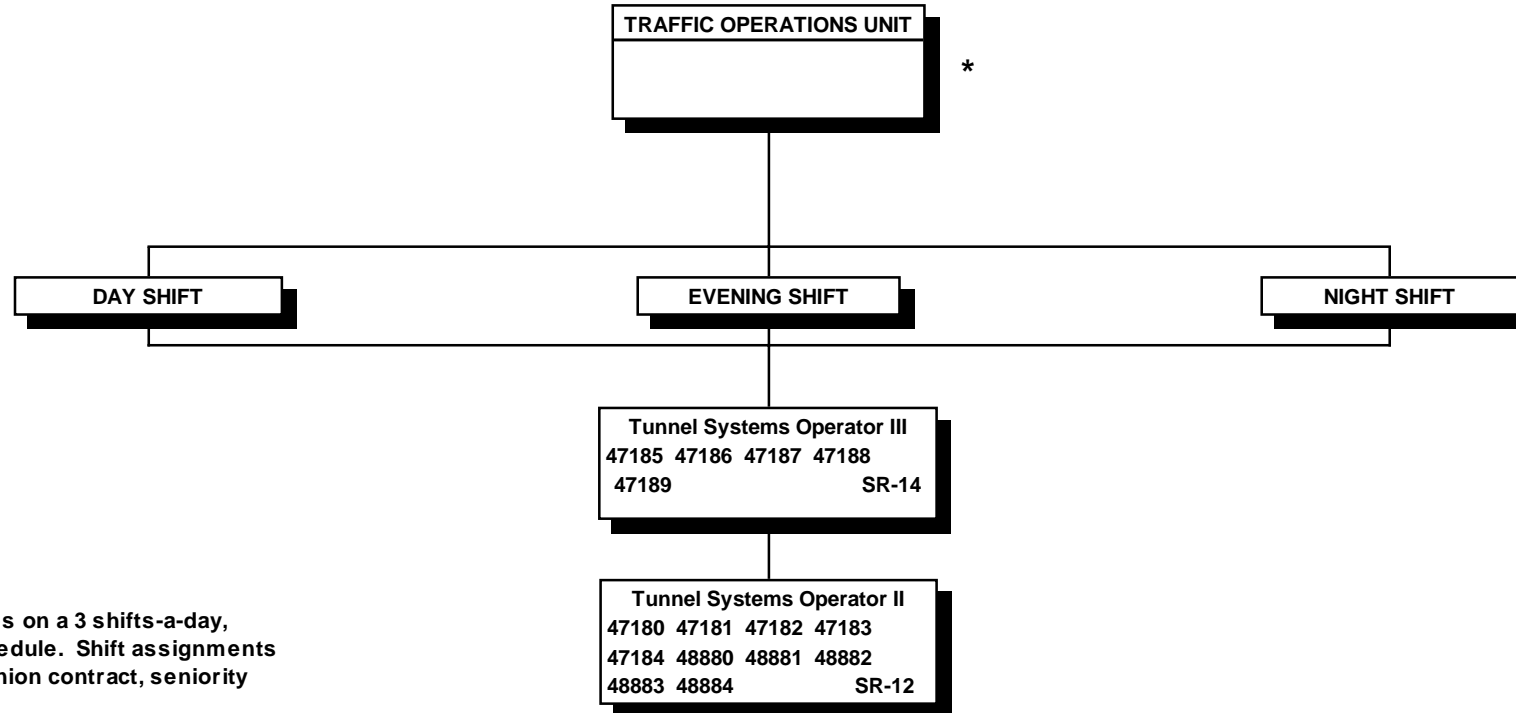


The Plant Maintenance Unit operates on a 3 shifts-a-day, 24 hours-a-day, 7 days-a-week schedule. Shift assignments are made in accordance with the union contract, seniority and operational needs.

All special funded positions.

STATE OF HAWAII
 DEPARTMENT OF TRANSPORTATION
 HIGHWAYS DIVISION
 OAHU DISTRICT
 TUNNEL OPERATIONS SECTION
 TRAFFIC OPERATIONS UNIT

POSITION ORGANIZATION CHART



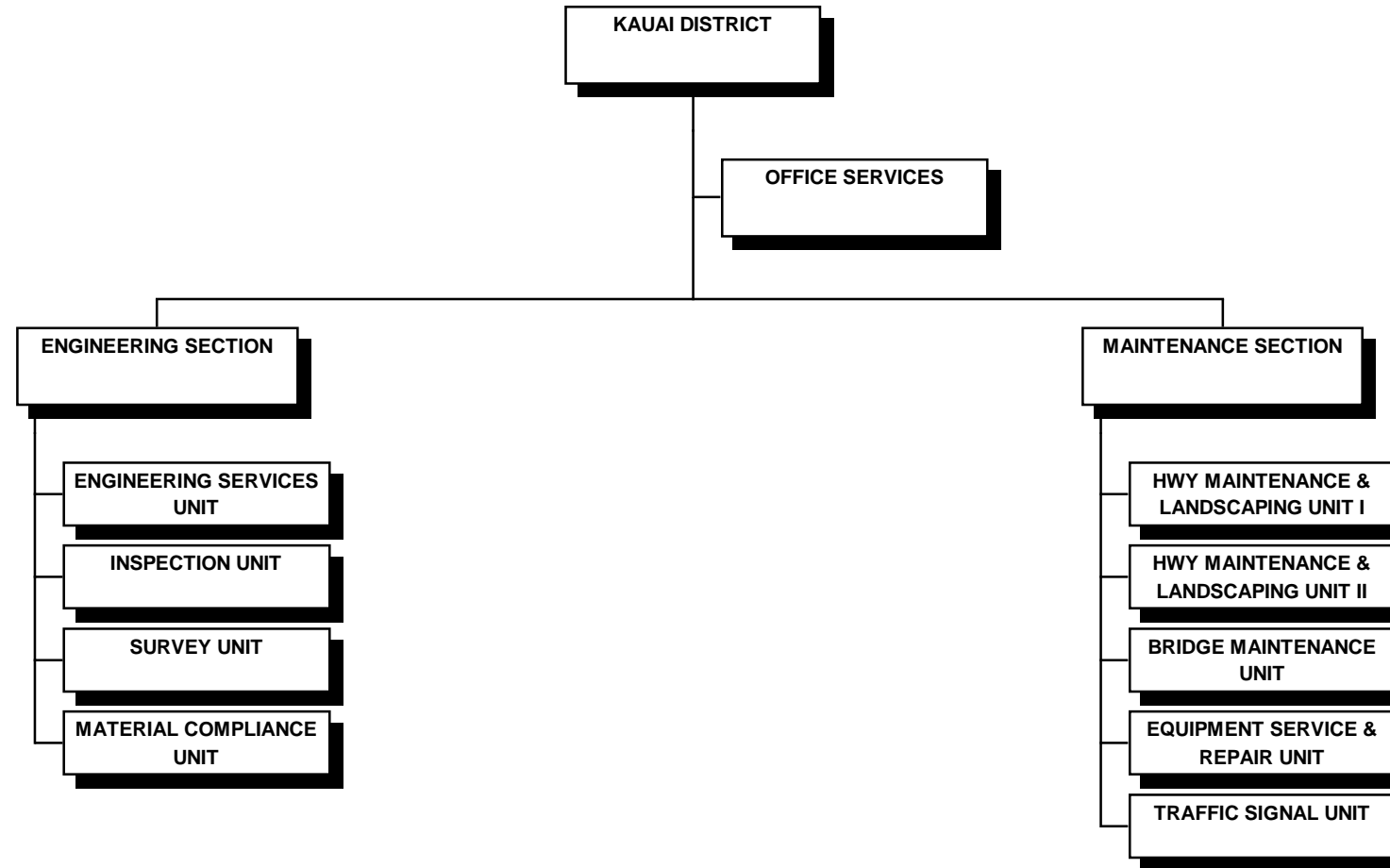
The Traffic Operations Unit operates on a 3 shifts-a-day, 24 hours-a-day, 7 days-a-week schedule. Shift assignments are made in accordance with the union contract, seniority and operational needs.

All special funded positions.

* Engineer (Civil) IV position to be established.

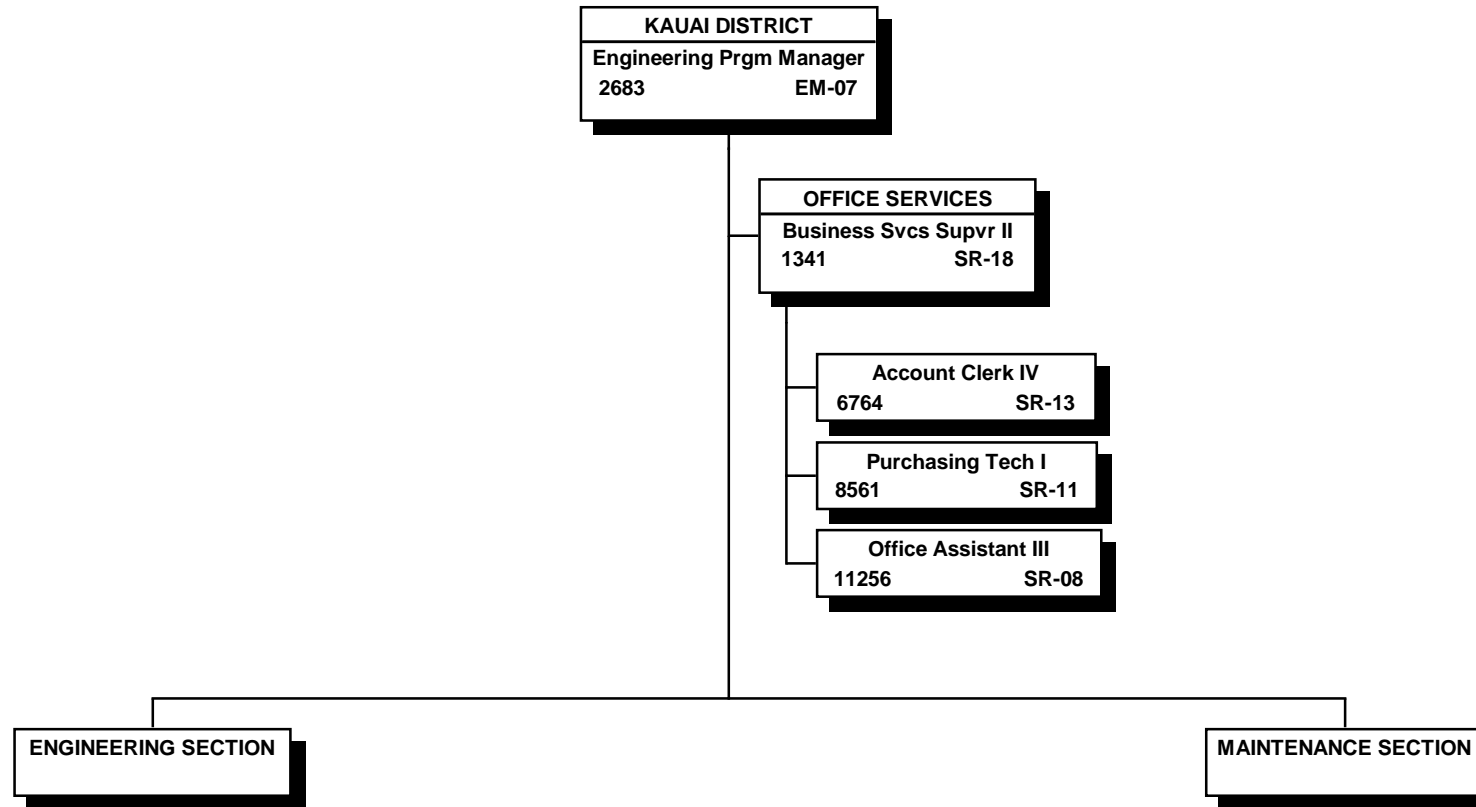
STATE OF HAWAII
DEPARTMENT OF TRANSPORTATION
HIGHWAYS DIVISION
KAUAI DISTRICT

ORGANIZATION CHART



STATE OF HAWAII
DEPARTMENT OF TRANSPORTATION
HIGHWAYS DIVISION
KAUAI DISTRICT

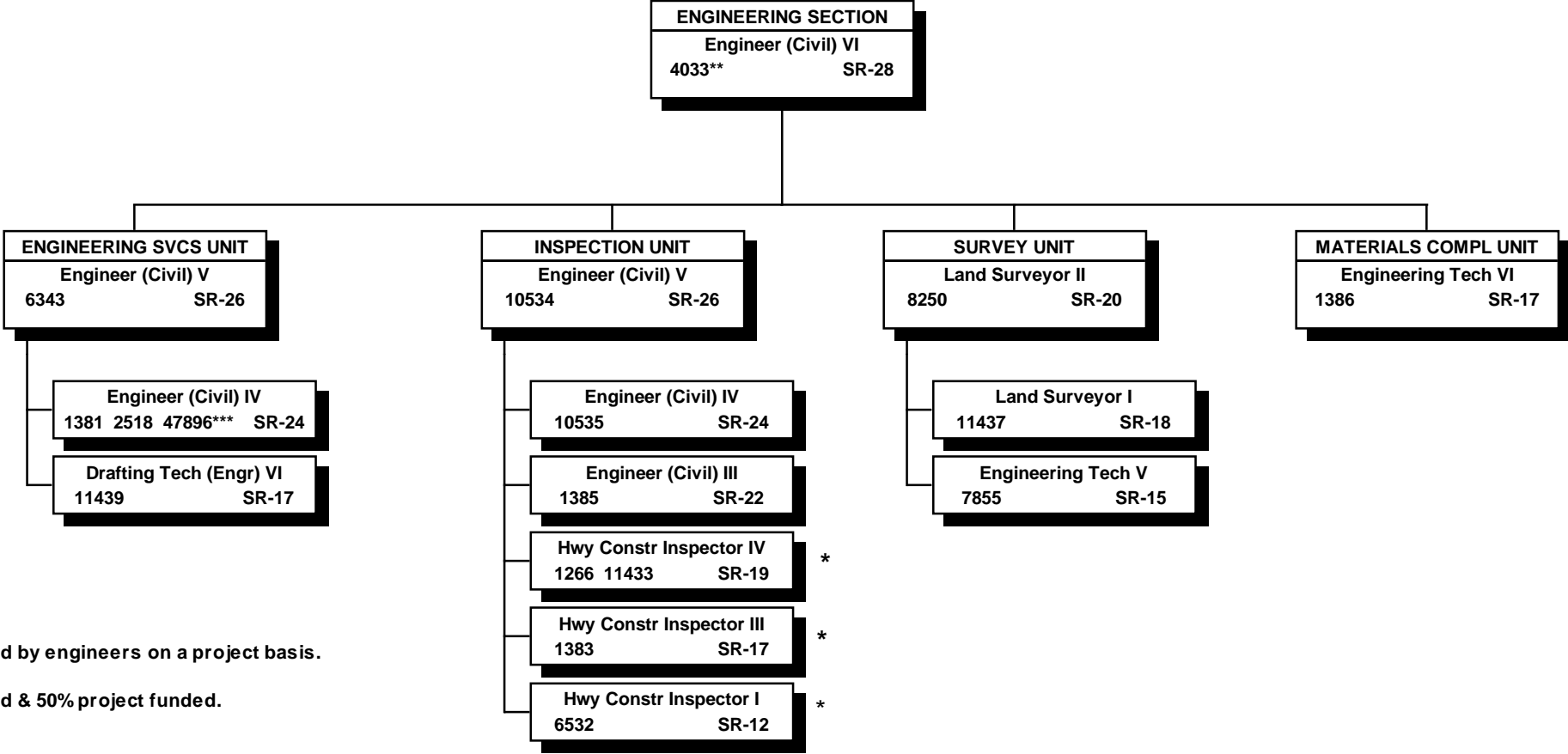
POSITION ORGANIZATION CHART



All positions 50% special funded and 50% project funded.

STATE OF HAWAII
DEPARTMENT OF TRANSPORTATION
HIGHWAYS DIVISION
KAUAI DISTRICT
ENGINEERING SECTION

POSITION ORGANIZATION CHART



* May be supervised by engineers on a project basis.

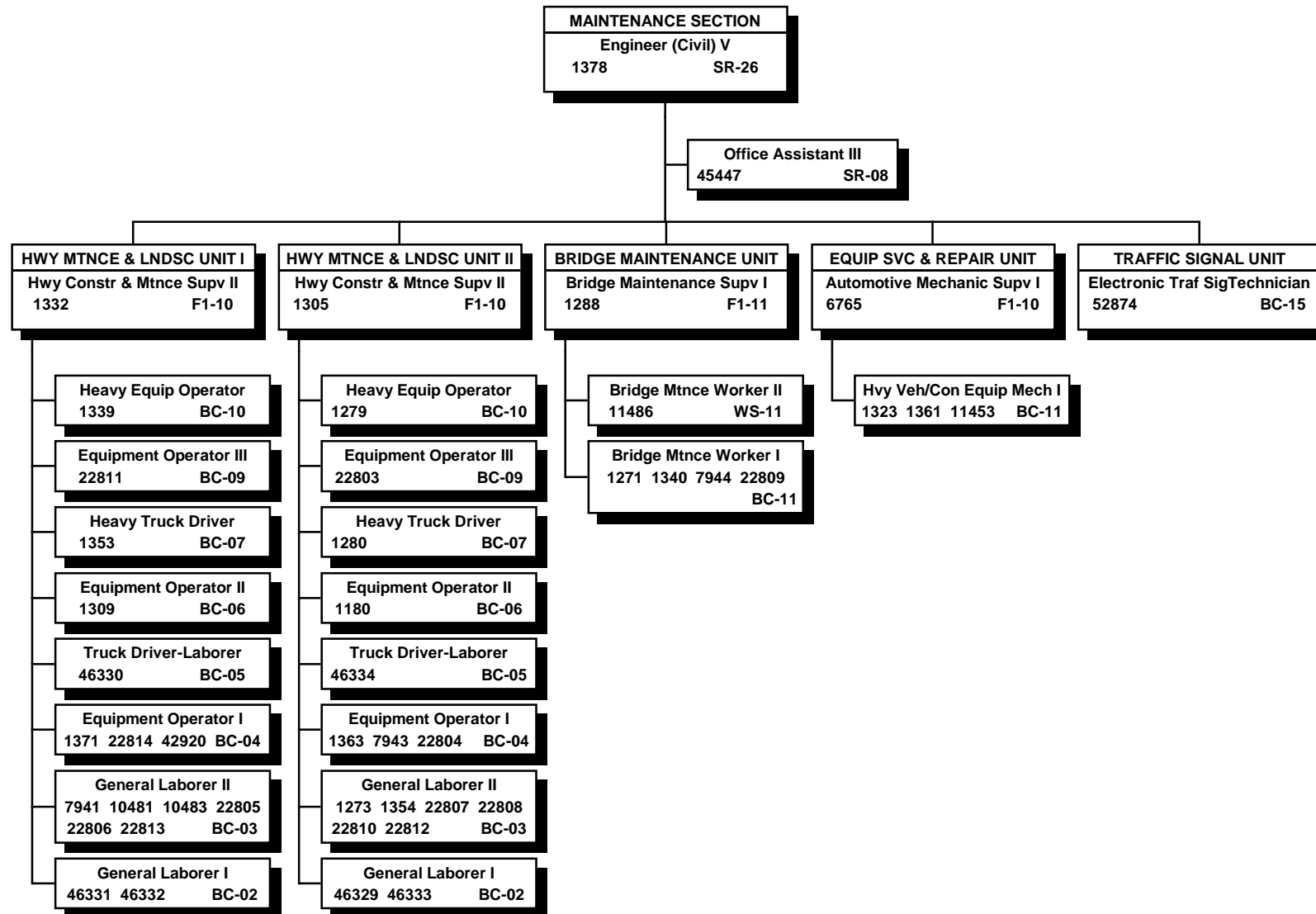
** 50% special funded & 50% project funded.

*** Special funded.

All other positions project funded.

STATE OF HAWAII
DEPARTMENT OF TRANSPORTATION
HIGHWAYS DIVISION
KAUAI DISTRICT
MAINTENANCE SECTION

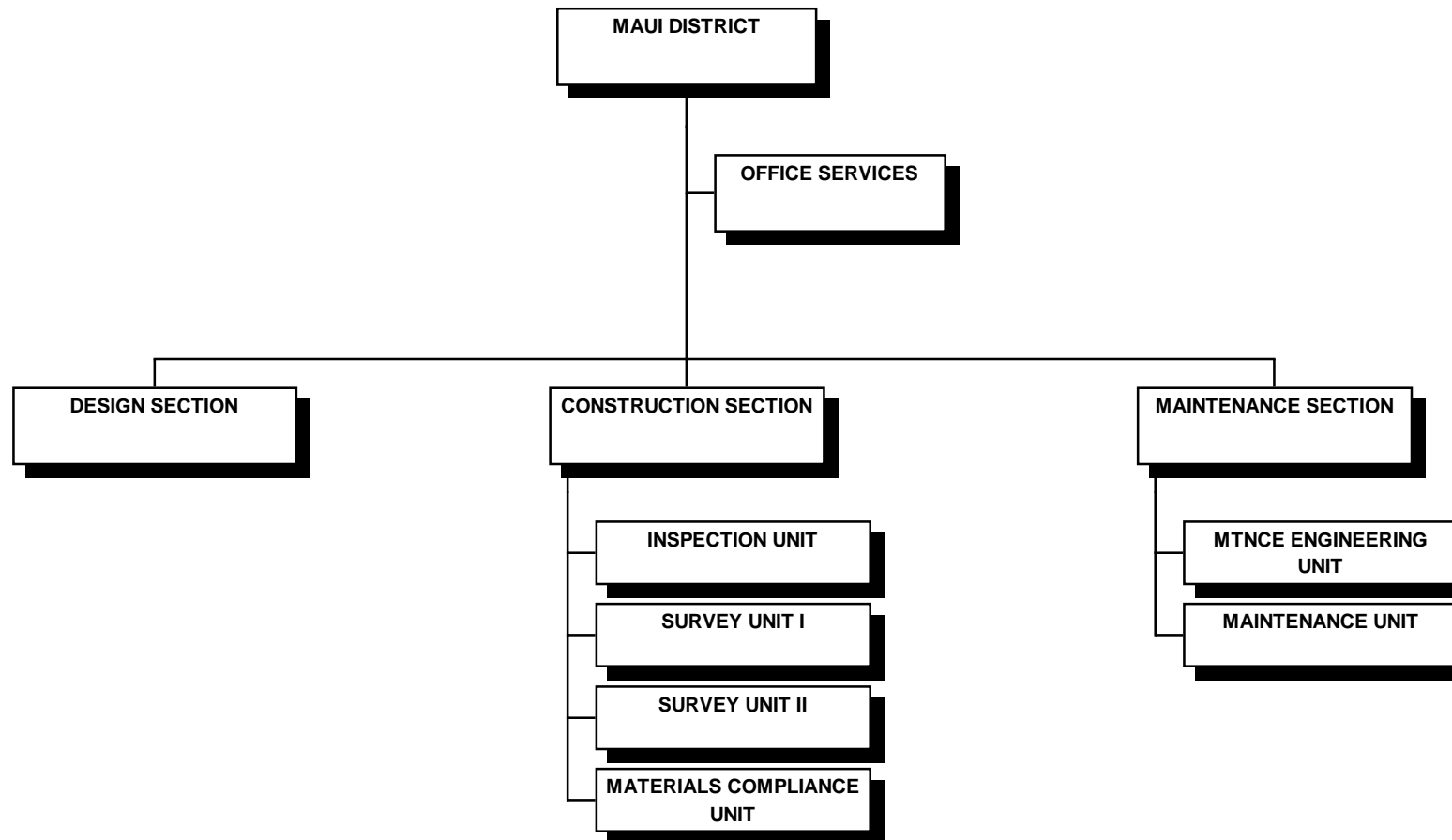
POSITION ORGANIZATION CHART



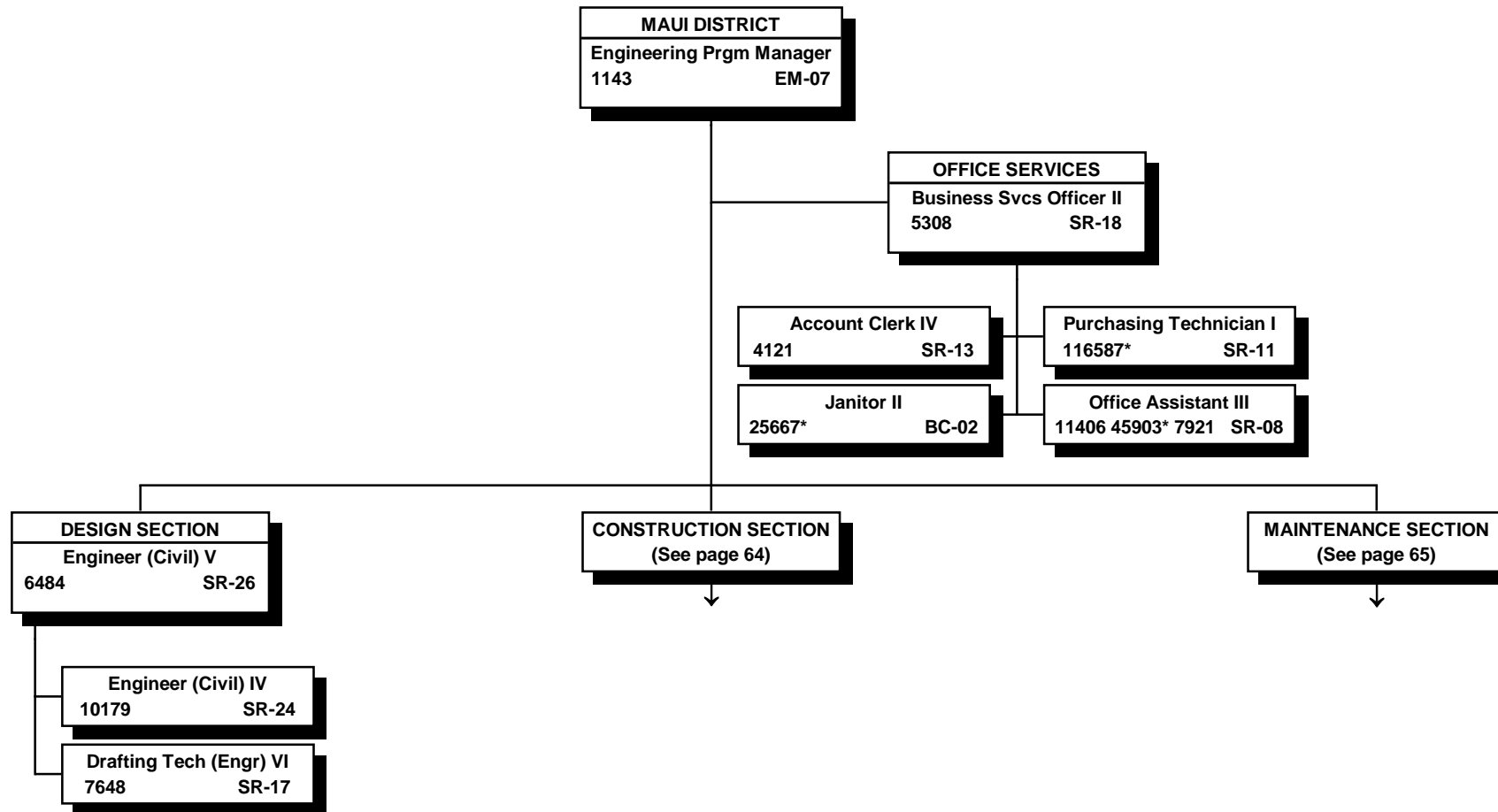
All special funded positions.

STATE OF HAWAII
DEPARTMENT OF TRANSPORTATION
HIGHWAYS DIVISION
MAUI DISTRICT

ORGANIZATION CHART



STATE OF HAWAII
DEPARTMENT OF TRANSPORTATION
HIGHWAYS DIVISION
MAUI DISTRICT
POSITION ORGANIZATION CHART

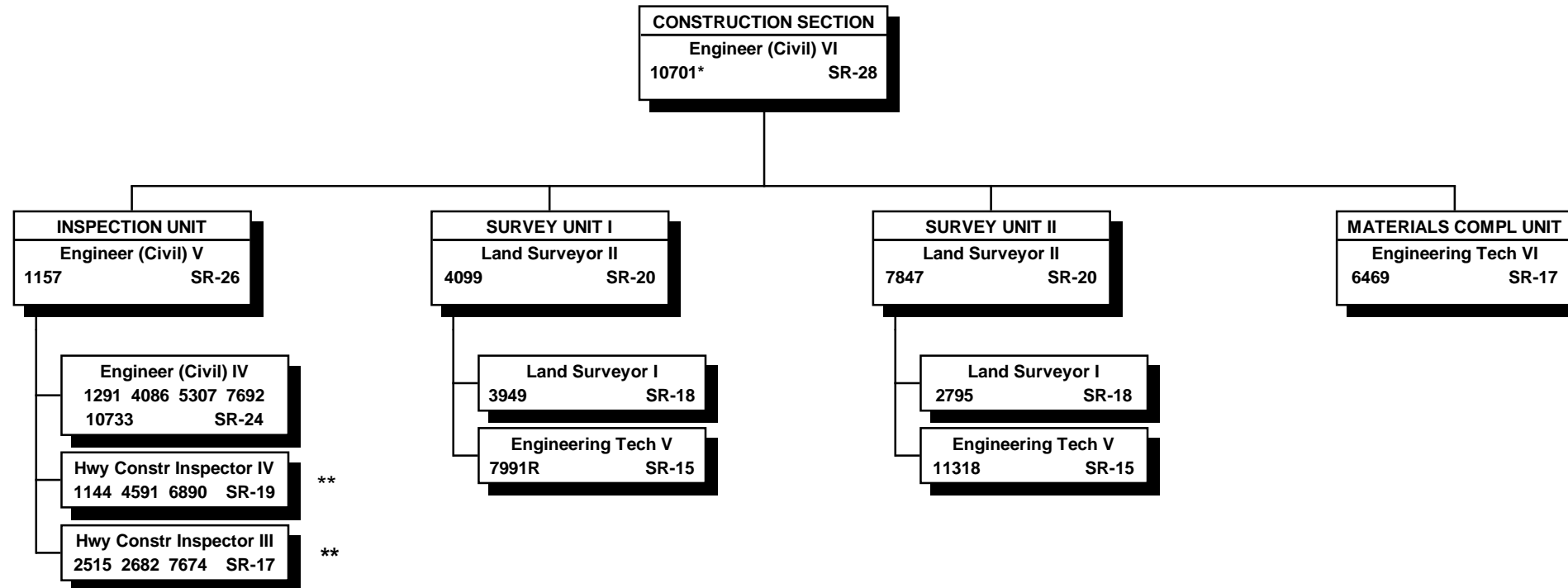


* Special funded positions.

All other positions are 50% special funded and 50% project funded.

STATE OF HAWAII
DEPARTMENT OF TRANSPORTATION
HIGHWAYS DIVISION
MAUI DISTRICT
CONSTRUCTION SECTION

POSITION ORGANIZATION CHART



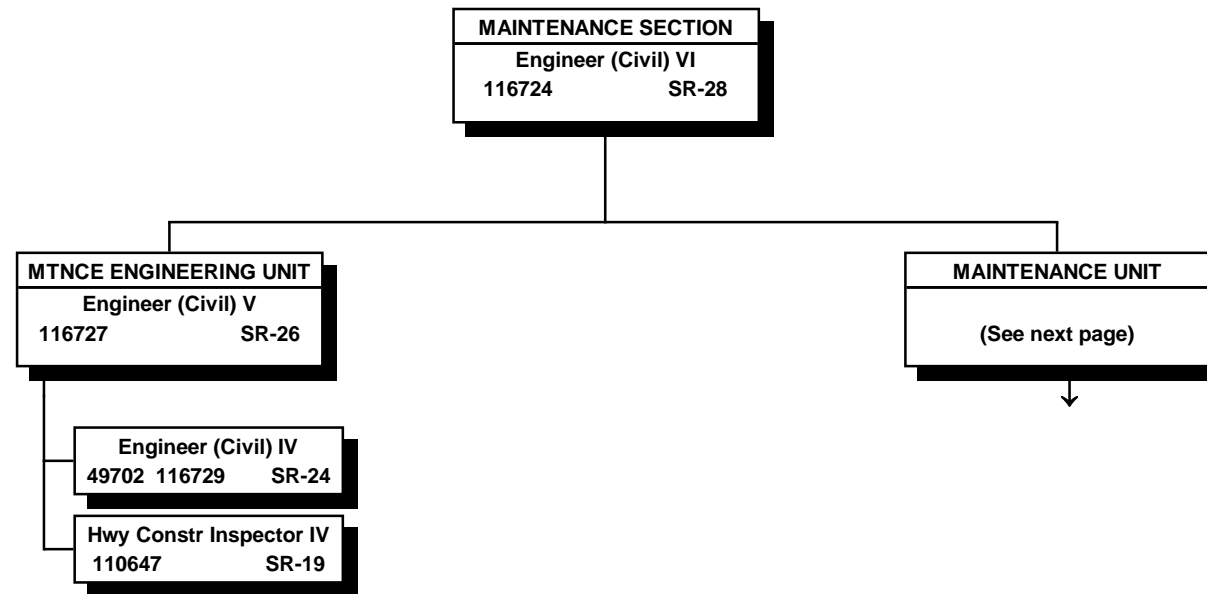
* 50% special funded and 50% project funded. All other positions 100% project funded.

** May be supervised by engineers on a project basis.

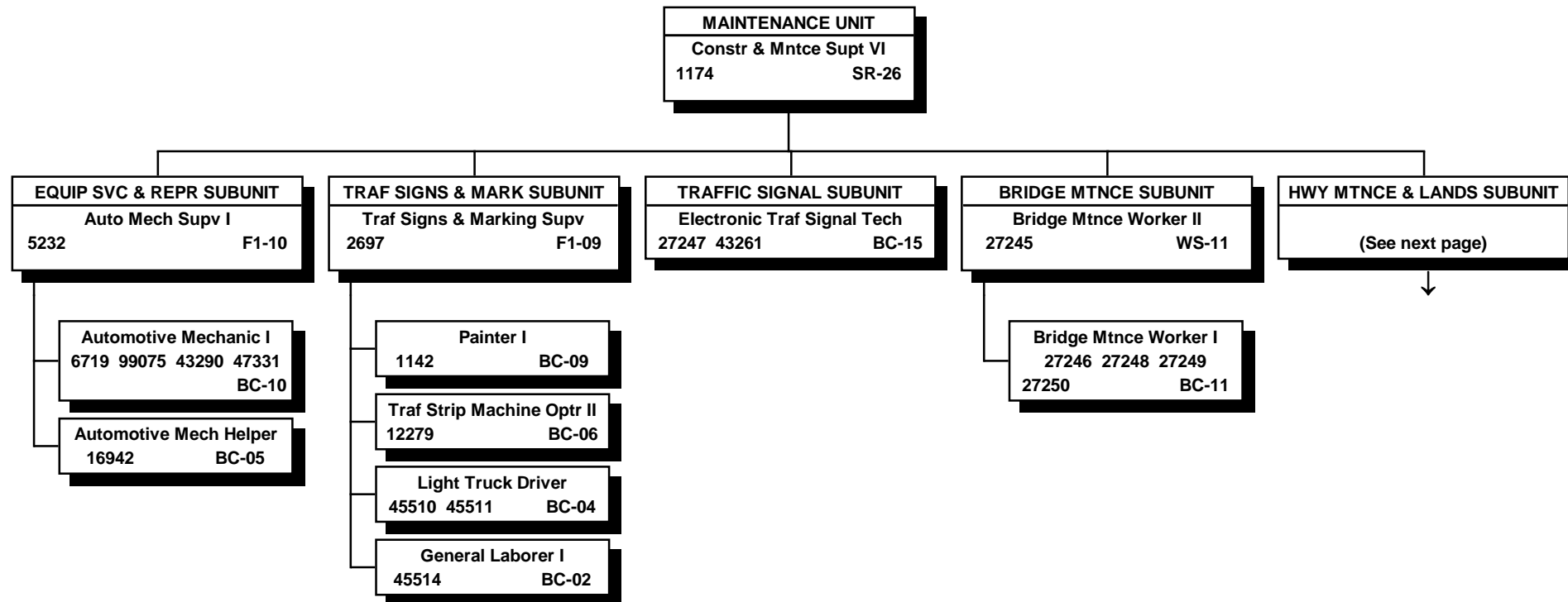
"R" indicates restored abolished position.

STATE OF HAWAII
DEPARTMENT OF TRANSPORTATION
HIGHWAYS DIVISION
MAUI DISTRICT
MAINTENANCE SECTION

POSITION ORGANIZATION CHART



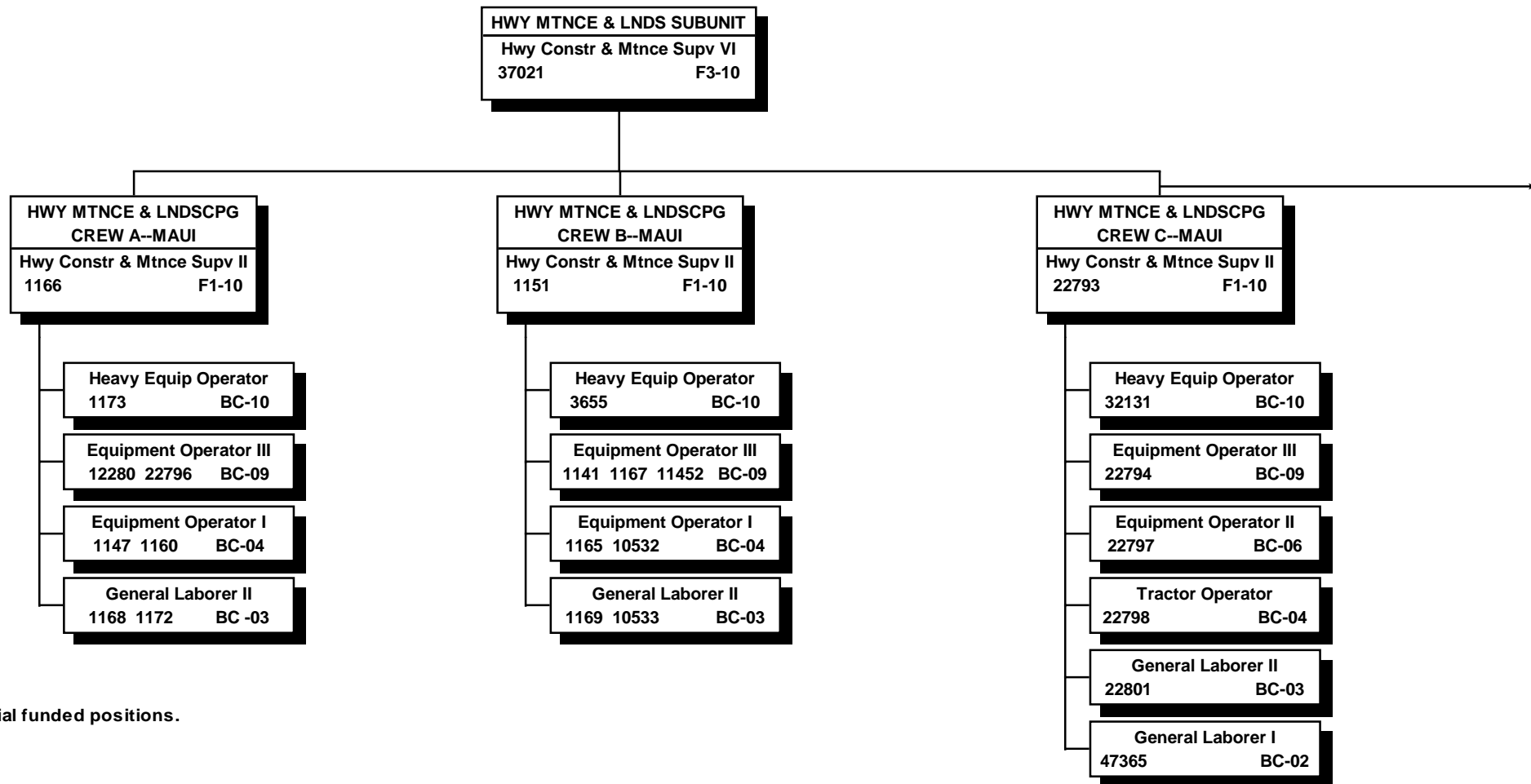
All special funded positions.



All special funded positions.

STATE OF HAWAII
DEPARTMENT OF TRANSPORTATION
HIGHWAYS DIVISION
MAUI DISTRICT
MAINTENANCE SECTION
MAINTENANCE UNIT
HIGHWAY MAINTENANCE & LANDSCAPING SUBUNIT

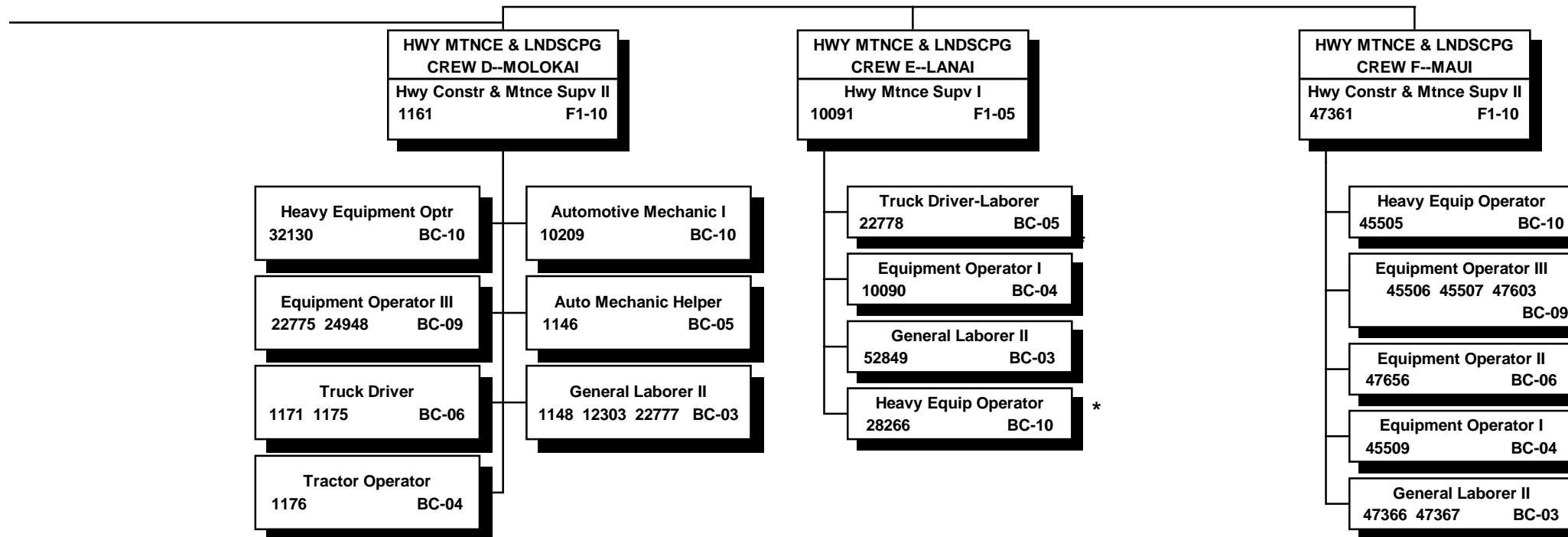
POSITION ORGANIZATION CHART



All special funded positions.

STATE OF HAWAII
DEPARTMENT OF TRANSPORTATION
HIGHWAYS DIVISION
MAUI DISTRICT
MAINTENANCE SECTION
MAINTENANCE UNIT
HIGHWAY MAINTENANCE & LANDSCAPING SUBUNIT

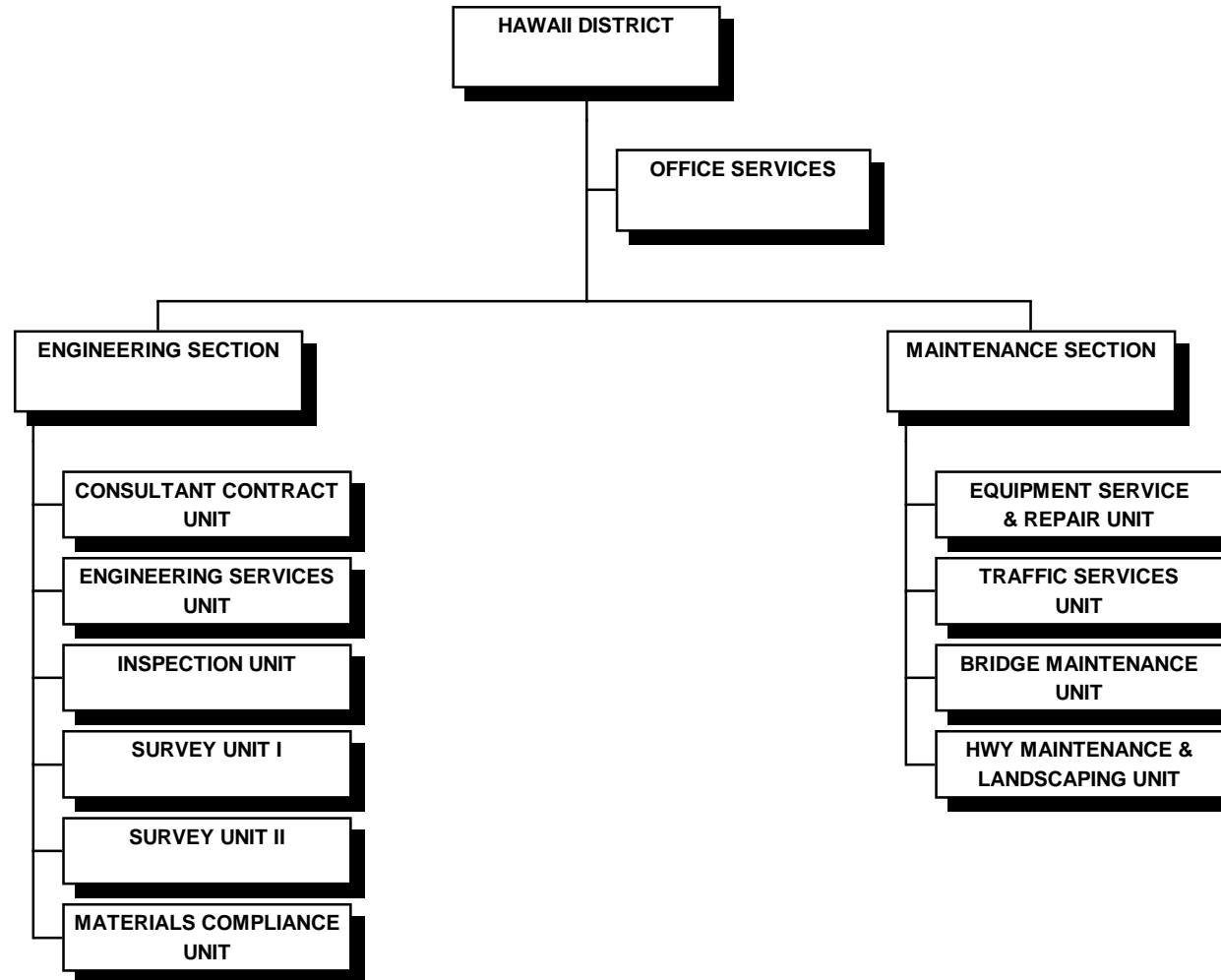
POSITION ORGANIZATION CHART



* Indefinite temporary position used for temporary assignment purposes only.

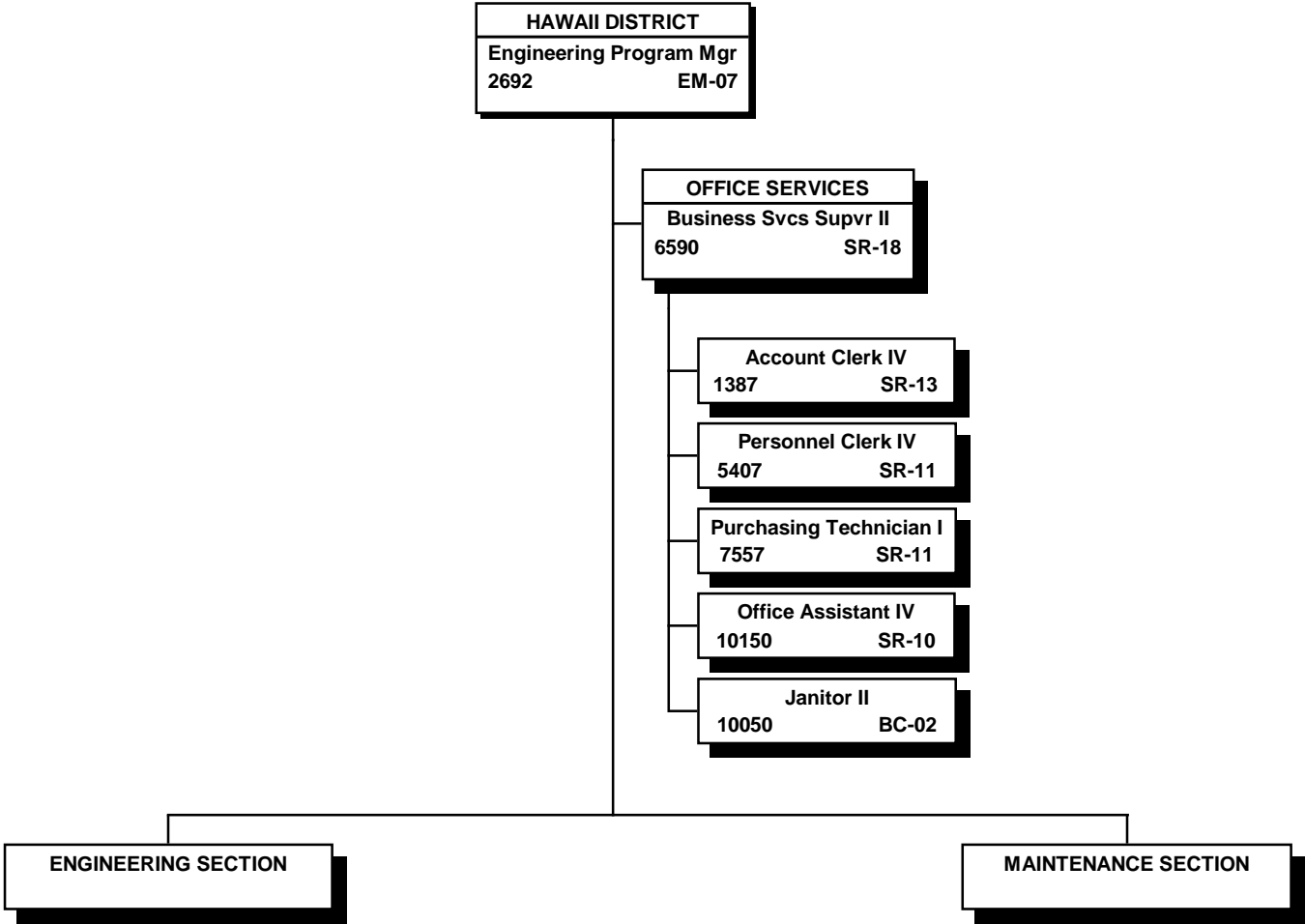
All special funded positions.

STATE OF HAWAII
DEPARTMENT OF TRANSPORTATION
HIGHWAYS DIVISION
HAWAII DISTRICT
ORGANIZATION CHART



STATE OF HAWAII
DEPARTMENT OF TRANSPORTATION
HIGHWAYS DIVISION
HAWAII DISTRICT

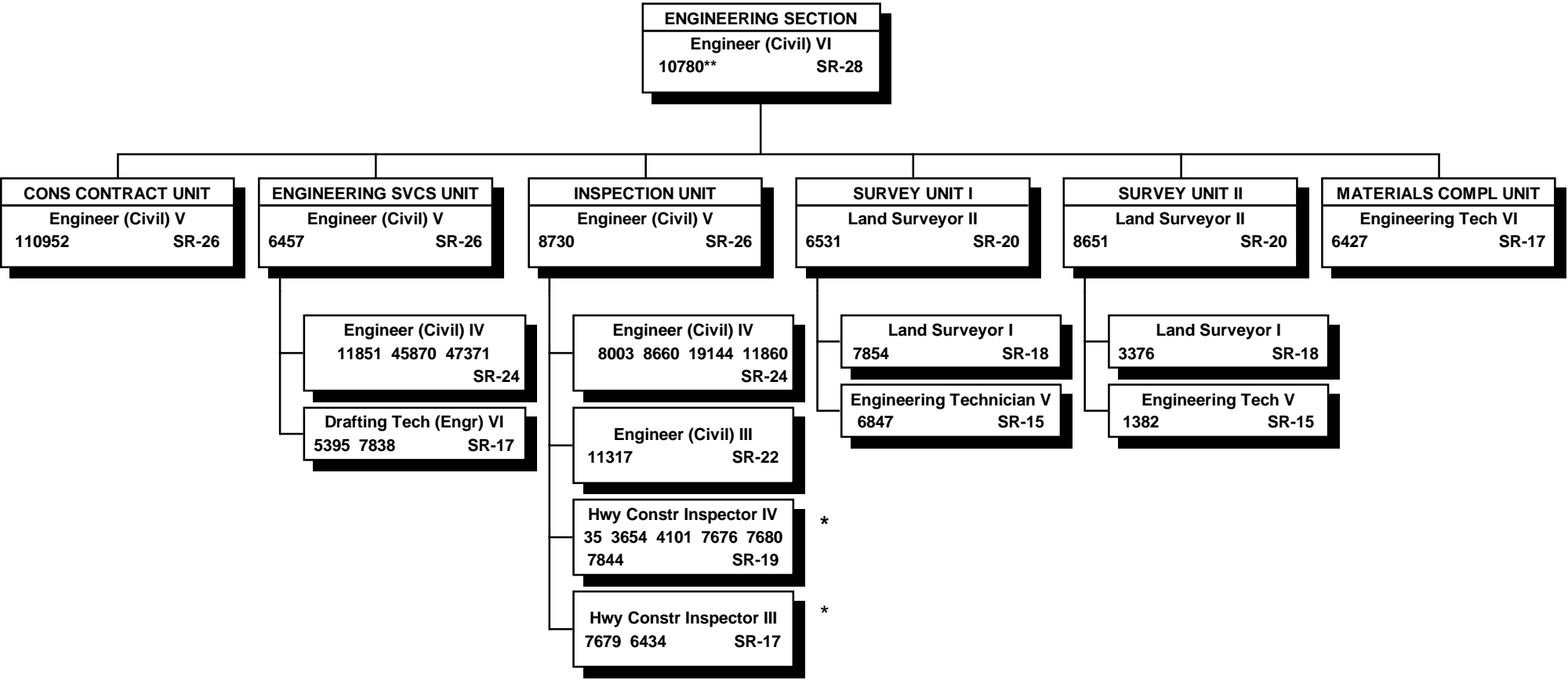
POSITION ORGANIZATION CHART



All positions are 50% special funded and 50% project funded.

STATE OF HAWAII
DEPARTMENT OF TRANSPORTATION
HIGHWAYS DIVISION
HAWAII DISTRICT
ENGINEERING SECTION

POSITION ORGANIZATION CHART

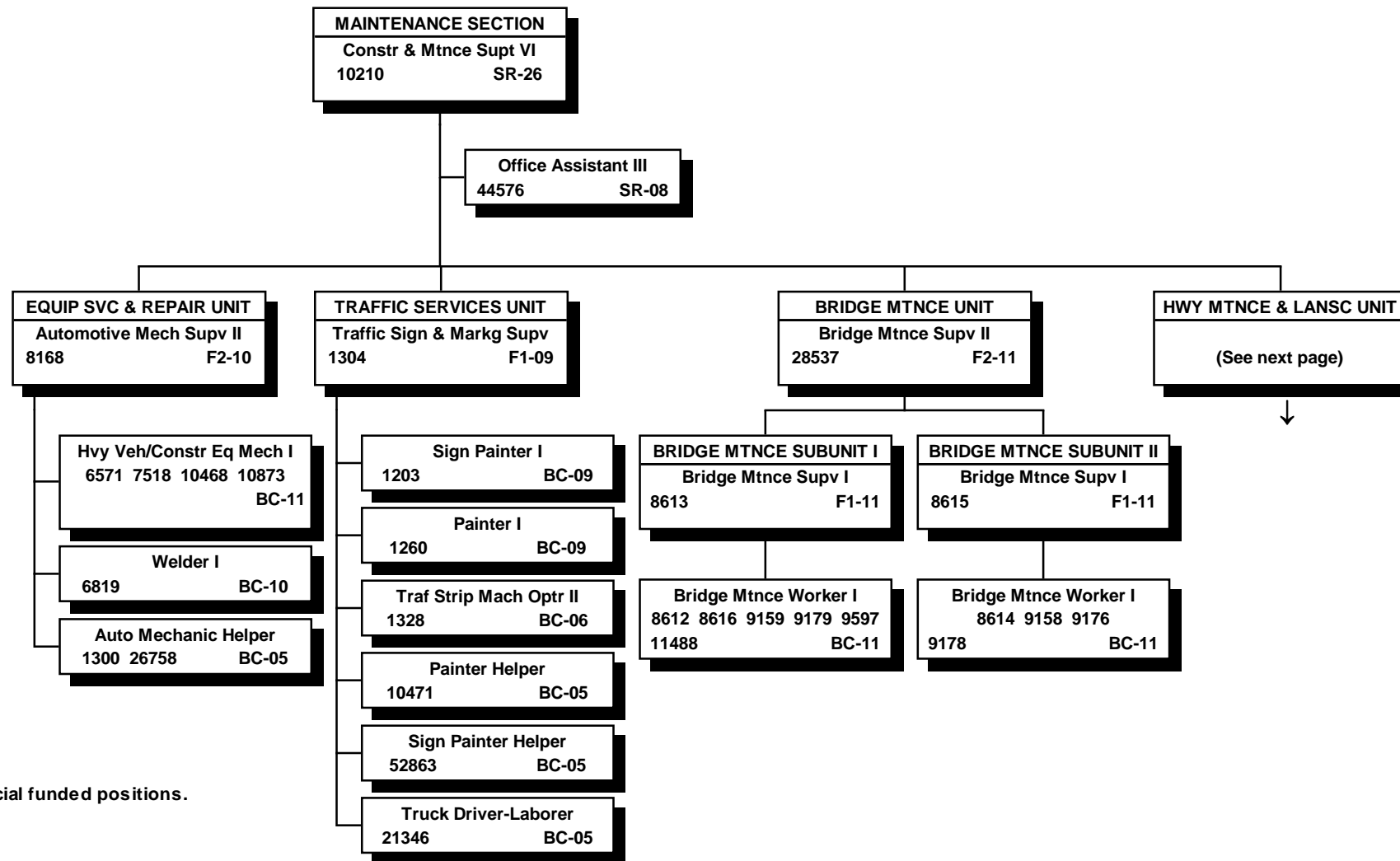


* May be supervised by engineers.

** 50% special funded and 50% project funded
(all other positions special funded).

STATE OF HAWAII
 DEPARTMENT OF TRANSPORTATION
 HIGHWAYS DIVISION
 HAWAII DISTRICT
 MAINTENANCE SECTION

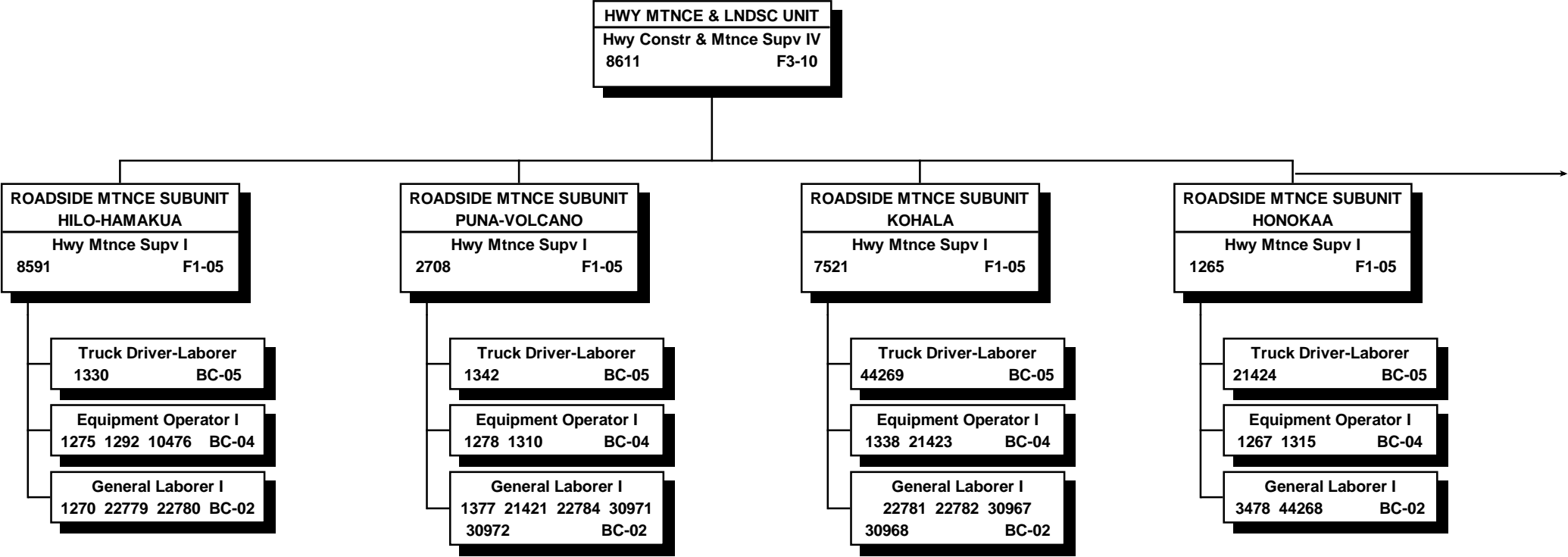
POSITION ORGANIZATION CHART



All special funded positions.

STATE OF HAWAII
DEPARTMENT OF TRANSPORTATION
HIGHWAYS DIVISION
HAWAII DISTRICT
MAINTENANCE SECTION
HIGHWAY MAINTENANCE & LANDSCAPING UNIT

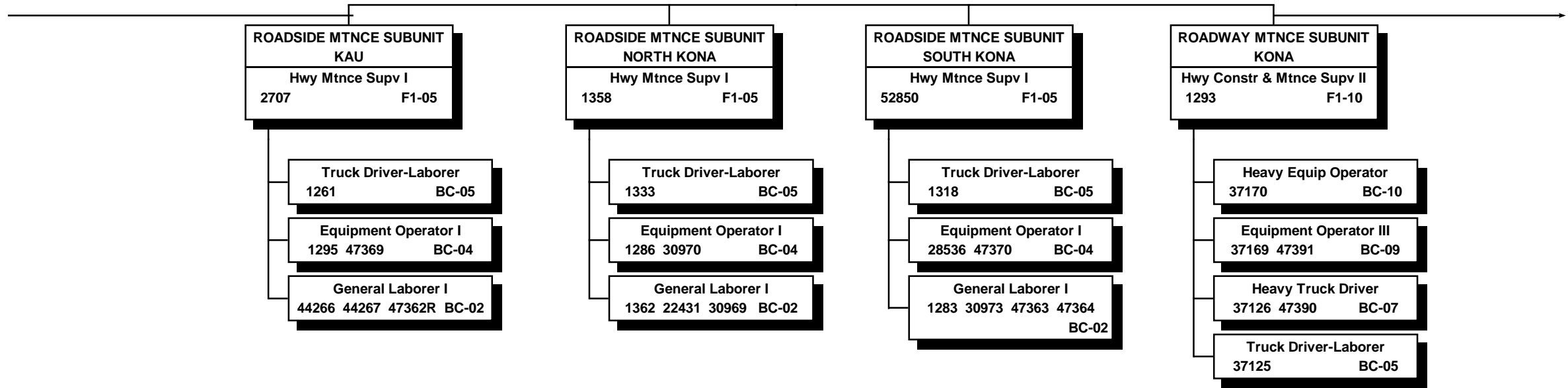
POSITION ORGANIZATION CHART



All special funded positions.

STATE OF HAWAII
 DEPARTMENT OF TRANSPORTATION
 HIGHWAYS DIVISION
 HAWAII DISTRICT
 MAINTENANCE SECTION
 HIGHWAY MAINTENANCE & LANDSCAPING UNIT

POSITION ORGANIZATION CHART

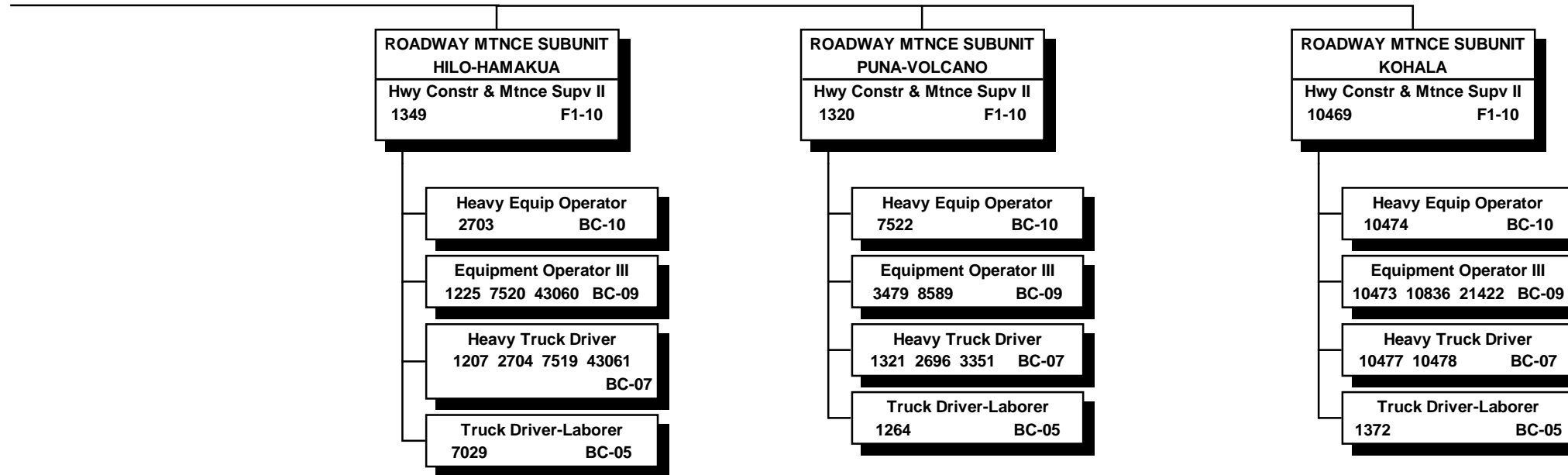


All special funded positions.

"R" indicates restored abolished position.

STATE OF HAWAII
DEPARTMENT OF TRANSPORTATION
HIGHWAYS DIVISION
HAWAII DISTRICT
MAINTENANCE SECTION
HIGHWAY MAINTENANCE & LANDSCAPING UNIT

POSITION ORGANIZATION CHART



All special funded positions.