

**SENATE COMMITTEE ON WAYS AND MEANS  
HOUSE COMMITTEE ON FINANCE**

**TESTIMONY OF THE  
DEPARTMENT OF ACCOUNTING AND GENERAL SERVICES  
SUPPLEMENTAL BUDGET FY 2014-2015  
December 19, 2013**

**A. Overview: Mission Statement:**

*To help agencies better serve the public by providing, at best value and with integrity: superior public facilities, expert technology solutions and services, operational support, fiscal guidance, oversight of administrative services and preservation and promotion of cultural heritage.*

**B. Overview: Discussion on how current economic and fiscal conditions have affected agency operations and ability to meet goals.**

With the loss of 25% of our general funded positions in 2008 as a result of fiscal action taken to address the decline in general fund revenue, the department concentrated its focus on achieving its mission critical objectives. To accomplish this, we continually review our operations to focus on attaining our essential activities by adjusted schedules, business process, work locations, and assignments where allowable and feasible.

Staffing our vacant positions is our immediate priority to ensure that the authorized positions we have are filled allowing us to operate at maximum staffing capacity. Our success at filling our vacant positions is outstanding. At November 30, 2013, excluding 24 new positions in the Office of Information Management and Technology (OIMT), we had only 72 or 9.5% vacant positions of 759 authorized positions (excluding the 24 OIMT positions), comparable to the 80 or 10.5% vacant positions of 765 authorized positions (including 76 CIP funded positions in 2013 and 2012) at November 30, 2012. Our vacancy rate at November 30, 2011 was 20.3%. The filling of our vacant positions is critical to ensure satisfactory performance to attain our mission critical functions.

The positive attitude of our program administrators has also been an essential part of sustaining our performance levels over the years. Their attitude of finding ways to accomplish our critical tasks with existing personnel and fiscal resources in conjunction with the continual review and adjustments to our operations allows us to continue to deliver satisfactory service to our customers.

In the past year, we have not had any significant events which resulted in a negative impact to the public or our employees.

**C. Federal Funds: Identify programs that have lost or are at risk of losing federal funds. Identify the source of these federal funds by award title and CFDA number. Discuss the impact to the public and your planned response, including efforts to supplant any federal fund reductions for the current year (FY 14) and the upcoming year (FY 15) with other funds.**

For FY 14, the State Foundation on Culture and the Arts (SFCA), AGS 881, had a reduction of approximately \$36,000 in federal funds from the “National Endowment for the Arts State Programs” under CFDA program title “Promotion of the Arts Partnership Agreements” and CFDA number 45-025. The loss is not significant to the program and more than offset from the lifting of the general fund restriction which made approximately \$70,000 available. For FY 15, the SFCA will not know until January 2014 if there will be any reduction in the federal funds they receive.

**D. Budget Requests: Process used to develop the budget and prioritize requests for additional funds**

Our general fund budget requests are in two (2) main categories;

1. Requests that are critical to our operations: these represent our highest priority items and include items such as funds for electricity for neighbor island operations, restoration of positions and funds lost in the reduction in force (RIF) and through legislative action, funding for a state mandated online voter registration system, and funding for the State Procurement Office to train their staff and to construct a web based training system which includes testing and certification functionality, and housekeeping requests for the digital archives initiative. These general fund requests total approximately \$1.7 million.
2. Requests which support administration and program initiatives: these requests include initiatives such as the Aloha Stadium Sports Initiative and the expansion of music related events that promote popular and symphony music performances. These general fund requests total approximately \$2.3 million.

DAGS requests originated from the program level and the departmental prioritization reflects the scope and degree these requests impact the public, the State’s employees and the State’s fiscal health.

The OIMT requests address one issue, increasing salaries to market levels to attract, hire, and retain qualified staff. Funding for these increases are from trust (donations) and special funds. While OIMT is placed within DAGS, the Chief Information Officer (CIO) is appointed by and reports to the Governor and is confirmed by the Senate. Therefore those requests were not prioritized in relation to DAGS requests but rather prioritized among the requests submitted from OIMT. OIMT’s requests total \$776,000 consisting of increases to their special and trust fund expenditure ceiling.



For our CIP requests, addressing health and safety issues and the accumulated repair backlog of our public buildings (including Aloha Stadium) are the basis of our requests and priority order.

**Budget Requests: Identify and discuss significant adjustments contained in the budget request submitted to the legislature. Explain and quantify how significant requests are expected to affect outcomes.**

DAGS general fund requests total \$4.0 million for FY 2015. The significant requests are as follows:

1. Our highest priority request is for our Custodial programs (AGS 231) on Maui and Hawaii that require additional funds to cover increases in electricity and water costs. These districts have not had any additional funding to cover utility cost increases that have ranged between 23% and 43% in over five (5) years. The Maui and Hawaii programs have had to reduce expenditures in other parts of the program (i.e. custodial supplies, etc.) and transfer funds between districts (islands) to address the increased costs. The cost increases have risen to the point that these actions are inadequate to cover the deficits on these islands. The total general fund request for both islands is \$367,000.
2. The School Repairs and Maintenance- Neighbor Island Districts (AGS 807) is requesting three positions or funds. Two positions requested are trade positions which were eliminated through the RIF and legislative action. One request is for funding of a building maintenance worker position on the island of Molokai. There are only three staff in this program on Molokai and to address work orders at the schools, the supervisor is working out of class and in violation of the UPW contract to complete the work on a timely basis. The second trade position is a plumber position on the island of Hawaii. In this instance, contracted costs for plumbing services are twice the annual salary and there are significant delays encountered in getting the work done (over 150 plumbing work orders over 90 days old). Hiring our own plumber will reduce costs and significantly reduce the amount of time to complete a plumbing work order. The third position is a request for a Repair and Maintenance Engineer in Kona. The Hilo District Office organization has not evolved with the shift in population and number of schools on the west side (Kona) of the island. Approximately half the schools on the island are on the west side and we have no engineer to manage the work orders or the crew there. This position is essential to address the issues occurring on this side of the island and to ensure DAGS performance is in line with that of the Service Level Agreement with DOE. These requests address a significant finding regarding the neighbor islands lack of staffing resources (and the negative impact on schools) in the Deloitte and Touche LLP audit report titled "DOE Construction Process and Internal Controls Review Report-Phase II" presented at the August 2013 Board of Education meeting. The total general fund request for these positions is \$87,071.

3. Restoration of thirteen and one half (13.5) general funded positions eliminated by the RIF or legislative action critical to our operations. The total dollar amount of these requests is \$428,454. We are requesting the restoration of the following positions:
  - a. Internal Auditors, 2 positions, \$53,364
  - b. Groundskeepers, 5 positions, \$183,148
  - c. Custodians(Oahu), 3 positions, \$53,000
  - d. Custodian(Kauai), 1 position, \$19,458
  - e. Office of Elections, section head and IT analyst, 2 positions, \$102,624
  - f. State Foundation on Culture and the Arts, secretary, .5 position, \$16,860
  
4. The Office of Elections is required to have an online voter registration system to meet a state mandate. The general fund request for \$346,668 is to provide for one staff and consulting services to maintain the system.
  
5. The State Procurement Office (SPO) is requesting \$380,000 in general funds to accomplish the following.
  - a. Provide procurement training to the SPO staff to improve technical knowledge
  - b. Provide education to the SPO staff on how to conduct training classes
  - c. Construct a web based training system with testing and certification functionality eliminating the webinars currently used.
  
6. The Aloha Stadium is requesting \$2 million for the implementation of a sports development initiative to promote, market, and develop events across the State, with a particular emphasis on professional events at Aloha Stadium. These professional sporting events include, but are not limited to, professional football, soccer, rugby, and other high profile-high interest events.
  
7. The State Foundation on Culture and the Arts is requesting \$300,000 in general funds to develop a formal process and to secure suitable venues to allow Hawaii's musicians to respond to requests to perform popular and symphonic music and to promote Hawaii as a place of arts and culture.

DAGS has new CIP supplemental budget requests totaling \$20.6 million. The key items are \$1.3 million for CIP staff costs, \$8.8 million for lump sum maintenance of existing facilities, \$3.0 million for health and safety initiatives at Aloha Stadium, \$1.5 million for replacing the lining and circulation system in the reflecting pools at the State Capitol, \$5.0 million for health and safety renovations at Washington Place, and \$1.0 million for lump sum state office building remodeling.

Chair Ige, Luke and members of the Committees, my staff, staff from OIMT (the CIO, Mr. Sanjeev Bhagowalia is currently out of state) and I are available to answer any questions you and your committee members may have concerning our programs and the materials submitted for this hearing.

Priority	Description of Function	Activities	Prog ID(s)	Statutory Reference
1	<b>AGS-221, Public Works-Planning, Design and Construction</b>			
	Public Works Division is a centralized agency that plans, coordinates, organizes, directs, and controls a statewide program of engineering, architectural, and construction services including land acquisition, planning, designing, project management, construction management and inspection, quality assurance, contracting and equipping facilities for State and other agencies.	<ul style="list-style-type: none"> <li>a. As the designated expending agency for government agencies, oversees project management from beginning to end for government projects.</li> <li>b. Work in conjunction with the Central Services Division on the repair and maintenance of DAGS government buildings and structures.</li> <li>c. Management of Public Works functions.</li> <li>d. Provides architectural and engineering technical services in response to requests to investigate and evaluate safety of buildings and improvements damaged by natural disasters and other emergencies.</li> <li>e. Provides support to the mission of the Department by directing the expenditure of Capital Improvement Funds and operating funds released to the Department for projects.</li> <li>f. Provides support to the mission of the Department by representing the Comptroller at various functions, ceremonies and public hearings on matters concerning public improvements.</li> </ul>	AGS-221	HRS 26-6

<u>Priority</u>	<u>Description of Function</u>	<u>Activities</u>	<u>Prog ID(s)</u>	<u>Statutory Reference</u>
		<p>g. Provides emergency support to the state and other agencies under ESF3 for damage assessments and debris management following a natural or man-made disaster.</p> <p>h. Work in conjunction with the Central Services Division to support the Governor's energy efficiency initiatives through the implementation of Energy Savings Performance Contracting on DAGS and other government buildings and structures.</p> <p>i. Provides various staff services to the Division Chief and to the division as a whole including general management assistance; operating budget preparation and execution; financial management; personnel, training; public information; property, supplies, records and internal management of documents; obtaining project funding and providing current and final project costs; project tracking; contracts preparation and processing; and call for tenders.</p> <p>j. Provides engineering and architectural technical administrative support services during the planning, design, construction, and post construction phases of projects. Implements and coordinates professional services selection and evaluation process.</p>		

Priority	Description of Function	Activities	Prog ID(s)	Statutory Reference
		<p>k. Provides land acquisition coordination and planning services for public physical facilities; formulates and implements the Departments' CIP budget requests; reviews and assigns office space in State facilities; conducts environmental and other studies; and prepares investigative reports, as directed.</p> <p>l. Administers, implements, and manages professional services contracts for planning, design, and construction projects utilizing CIP appropriations, operating funds and other sources of funds. Projects include new construction; renovations; repairs and alterations to existing structures; furniture and equipment acquisitions for public buildings; and other improvements for the Executive, Legislative, and Judicial branches of State government. By agreement, projects may also include projects for Federal and County governments and other entities.</p> <p>m. Administers and manages projects under construction in accordance with construction contracts and prescribed construction practices by inspecting work in progress and work completed, directing and controlling changes, and the accepted and closing of projects. Coordinates the delivery and installation of furniture and equipment for projects.</p>		
2	<b>AGS-102, Expenditure Examination</b>			
	Review voucher claims, payroll claims, and contract documents; disbursement of vendor and payroll checks and related documents; and filing and maintenance of documents.	<p>a. Examines contracts for compliance with State laws, rules, etc.</p> <p>b. Issues paychecks on a timely basis.</p> <p>c. Issues checks (Non-Payroll) on a timely basis.</p> <p>d. Prepares and transmits electronic payments.</p>	AGS-102	HRS 26-6, HRS 40-01, HRS 40-03, HRS 40-10, HRS 40-53, HRS 40-54, HRS 40-56, HRS 40-57, HRS 40-58, and HRS 40-68

Priority	Description of Function	Activities	Prog ID(s)	Statutory Reference
3	<b>AGS-103, Recording and Reporting</b>			
	Process and record financial transactions and report the results of financial transactions posted.	a. Review, process, and record financial transactions. b. Prepare and issue statewide financial reports.	AGS-103	HRS 26-6, HRS 40-01, HRS 40-03, HRS 40-04, and HRS 40-05
4	<b>AGS-111, Archives-Records Management</b>			
	Acquire, preserve and provide access to the permanent and historical records of state government. Also provide records management services including records retention scheduling; provide warehousing of non-current records; and provide storage of master microfilm.	a. Acquire, preserve, and provide access to the permanent and historical records of state government through existing facility and by building the Hawaii State Digital Archives. b. Provide records management services including records retention scheduling; provide warehousing of non-current records; and provide storage of master microfilm.	AGS-111	HRS 26-6, HRS 94
5	<b>AGS-211, Land Survey</b>			
	Performs field and office land survey work statewide for various Government Agencies. Reviews and signs all Return of the State Land Surveyor form prepared for each Land Court Application map referred to the Division. Prepares detailed report for the State Attorney General for all Quiet Title Action suits in which the State of Hawaii is a Defendant. Also appears as expert witness on land litigations in which State is a party. Reviews all shoreline maps prepared by Government or private registered land surveyor submitted to the State for certification. Serves as official depository of all Government Survey Registered Maps and other historic maps, field books, calculations and other survey information. Furnishes blue-line copies of all subdivisions and boundary survey maps, copies of survey descriptions and other map products, including File Plan and Land Court maps to Government agencies, private organizations or individuals.	a. Conducts extensive research for all Quiet Title Actions in which the State is cited as defendant. Compiles information including copies of deeds, old reference maps for possible use in Court. Also appears as expert witness in Court litigations involving State lands or interests. b. For subdivisions of Land Court lands, complete mathematical checks of areas, closures, curve computations are performed. All encumbrances affecting the newly created lots are checked with the owner's certificate of title. All newly created lots are checked for proper legal access to an existing government road. c. For all File Plan maps, all mathematical calculations are checked and land titles, ownership of land, names of adjoining property owners are checked and verified before the map is accepted for recordation at the Bureau of Conveyances. Official copies of these approved File Plans and the computations for each are kept on file.	AGS-211	HRS 26-6, HRS 107-3, HRS 501, HRS 502, and HRS 205A

<u>Priority</u>	<u>Description of Function</u>	<u>Activities</u>	<u>Prog ID(s)</u>	<u>Statutory Reference</u>
		<p>d. Prepares, furnishes and maintains maps and descriptions of public lands required by State agencies for the issuance of Governor's Executive Orders, general leases, grants of easements as well as the sale of government lands or purchase of private lands for public purposes.</p> <p>e. Review Shoreline maps prepared by private or government Licensed Professional Land Surveyors submitted to the State of Hawaii for certification. Personal visits to the site may be necessary when controversy is encountered. Submits recommendation to the Chairperson of the Board of Land and Natural Resources.</p> <p>f. Serves as official depository of all Government Survey Registered Maps and other historic maps, field books, calculations and other survey information.</p>		
		<p>g. Furnishes copies of all subdivisions and boundary survey maps, copies of survey descriptions and other map products, including File Plan and Land Court maps to Government agencies, private organizations and individuals.</p> <p>h. Performs preliminary field survey work to set the boundaries of various government parcels and places permanent markers on the boundary corners.</p> <p>i. Performs the field check of all original Land Court Applications transmitted to the Division by the Land Court.</p> <p>j. Provides maps and descriptions of Hawaiian Home Lands statewide. Provides field survey services when possible.</p> <p>k. Provides topographic and boundary surveys for schools and other public projects requested by State agencies.</p>		

Priority	Description of Function	Activities	Prog ID(s)	Statutory Reference
6	<b>AGS-104, Internal Post Audit</b>			
	To achieve complete compliance with the State Comptroller’s established accounting procedures and internal controls by the State’s executive departments and agencies through financial and compliance audits.	a. Annual audits required by statute or external mandate. b. Annual audits by request. c. State department and agency requests with urgent needs. d. Audits of other departments and agencies not requiring annual audits but scheduled on a cyclical basis.	AGS-104	HRS 26-6, HRS 40-2, HRS 40-7, HRS 40-83, HRS 560:3-1214
7	<b>AGS-130, Office of Information Management and Technology - Chief Information Officer Program</b>			



Priority	Description of Function	Activities	Prog ID(s)	Statutory Reference
	Develop statewide information technology strategic plans, as well as organize, manage, and oversee statewide information technology governance and supervision and oversight of the Information and Communication Services Division.	a. Develop, implement, and manage statewide technology governance. b. Develop, implement, and manage the State information technology strategic plans. c. Develop and implement statewide technology standards. d. Chair and work in conjunction with the Information Technology Steering Committee to: 1) develop and implement State information technology strategic plans; 2) Assess executive branch departments progress in meeting objectives defined in the state information technology strategic plans and identify best practices for shared or consolidated services; 3) Ensure technology projects are selected based on their potential impact and risk to the State as well as their strategic value; 4) Ensure that executive branch departments maintain sufficient tools to assess the value and benefits of technology initiatives; and 5) Clarify the roles, responsibilities, and authority of the Information and Communication Services Division specifically as it relates to statewide duties.	AGS-130 ( FY 13 combined with AGS-131)	HRS 27-43
7	<b>AGS-131, Information Processing &amp; Communication Services</b>			

<u>Priority</u>	<u>Description of Function</u>	<u>Activities</u>	<u>Prog ID(s)</u>	<u>Statutory Reference</u>
	<p>Plans, coordinates, organizes , directs, and administers the statewide information processing and telecommunications services and programs, and establishes and operates an overall program for improving government efficiency and effectiveness through telecommunications and information processing technologies.</p>	<p>a. Provides computer hosting and operations services at a centralized computing facility using a distributed data communications network for department administered application systems.                      b. Researches and evaluates new technologies and products to enhance the mainframe and distributed systems environment; provides database management and operational support; installs and maintains mainframe and distributed systems specialized systems software; and acquires hardware and software to secure data residing on the mainframe and distributed systems.                      c. Plans, designs, engineers, upgrades, and manages the State's telecommunication infrastructure that delivers voice, data, video conferencing, microwave, and radio communications services to State agencies. Manages communication links between the Executive/Judicial/Legislative Branches of State Government, Federal Government, City &amp; Counties, and private sector.                      d. Provides application systems development and maintenance services to statewide applications and</p>	<p>AGS-131</p>	<p>HRS 26-6</p>

<u>Priority</u>	<u>Description of Function</u>	<u>Activities</u>	<u>Prog ID(s)</u>	<u>Statutory Reference</u>
		<p>department or agency specific applications, such as the Financial Accounting Management Information System (FAMIS), Professional and Vocational Licensing System, Unemployment Insurance Benefits/Employer Tax/Quarterly Wage Systems, Statewide Operating Budget System, and the Statewide Capital Improvement Projects System.</p> <p>e. Provides planning, design, management, maintenance, coordination, and technical consulting and support for State's technologies and infrastructure systems such as physical standalone and virtualized server environments; statewide email services; and public website development and support.</p> <p>f. Coordinates audits for ICSD and other State agencies including Statement on Standards for Attestation Engagements (SSAE) Number 16 audits and IRS Publication 1075-Tax information security guidelines.</p> <p>g. Provides planning, advice, assistance, scanning, and monitoring in the secure use and transmission of information processing between the State network and the Internet.</p>		

Priority	Description of Function	Activities	Prog ID(s)	Statutory Reference
8	<b>AGS-240, State Procurement</b>			
	<p>Perform periodic review of the procurement practices of all governmental bodies; to assist, advise, and guide governmental bodies in matters relating to procurement; to develop and administer an innovative, streamlined statewide procurement orientation and training program; to develop, distribute, and maintain a procurement manual for state procurement officials; and develop, distribute and maintain a procurement guide for vendors wishing to do business with the State and its counties; to exercise general supervision and control over all inventories of goods; to sell, trade, or otherwise dispose of surplus goods; and to establish and maintain programs for inspection, testing, and acceptance of goods, services, and construction.</p>	<p>a. Procures or supervises the procurement of goods, services, and construction for Executive branch agencies and all other Chief Procurement Officer jurisdictions.                      b. Assists, advises, and guides State agencies in matters relating to planning and purchasing health and human services.                      c. Participates in the legislative process by introducing bills to improve the State's procurement program and also by submitting testimony or comments on procurement-related bills.                      d. Initiates, develops, and amends Hawaii Administrative Rules for consideration and adoption by the procurement policy board.                      e. Conducts informational and public hearings on procurement rules affecting all governmental bodies.                      f. Initiates, develops and implements new processes and systems to advance the State's procurement program.</p>	AGS-240	HRS 103D, HRS 103F, HRS 103D-203, HRS 103D-205, HRS 103D-206, and HRS 103F-301

<u>Priority</u>	<u>Description of Function</u>	<u>Activities</u>	<u>Prog ID(s)</u>	<u>Statutory Reference</u>
		<p>g. Establishes and maintains various contract databases.</p> <p>h. Develops, plans, and administers a statewide educational orientation and training program for purchasing personnel, vendors, contractors, service providers, and any other interested parties.</p> <p>i. Determines corrective actions; provided that if a procurement officer under the jurisdiction of the Administrator of the State Procurement Office or a chief procurement officer of any of the other State entities fails to comply with any determination rendered by the Administrator of the State Procurement Office within specified time frames, the procurement officer or chief procurement officer shall be subject to a procurement violation, which may include an administrative fine for every day of noncompliance.</p> <p>j. Administers and manages the statewide purchasing card program.</p>		

<u>Priority</u>	<u>Description of Function</u>	<u>Activities</u>	<u>Prog ID(s)</u>	<u>Statutory Reference</u>
		k. Perform a periodic review of the inventory management system of all governmental bodies; enforce rules adopted by the policy board governing the management of state property; assist, advise, and guide governmental bodies in matters relating to the inventory management of state property; establish, manage, and maintain a centralized property inventory record file for each department, board, commission, or office of the State having the care, custody, or control of any state property. Consolidates, quality controls and reports inventory data to prepare the State of Hawaii's Comprehensive Annual Financial Report. Manages and maintains the centralized statewide excess State property listing. Maintains the transfer of property document file to confirm and verify the transferring of property between State agencies. Reviews and maintains the disposal of property document file to confirm and		HRS 103D-1203 and HRS 103D-1204

<u>Priority</u>	<u>Description of Function</u>	<u>Activities</u>	<u>Prog ID(s)</u>	<u>Statutory Reference</u>
		<p>verify the transferring of property between State agencies. Reviews and maintains the disposal of property document file to confirm and verify the disposal of state property is performed in compliance with HAR. Advises agencies on the inventory management of all State assets. Conducts field reviews of State agencies to review and audit the accuracy of their inventory and ensure compliance to policies and procedures pertaining to the inventory management of State property.</p>		

Priority	Description of Function	Activities	Prog ID(s)	Statutory Reference
9	<b>AGS-901, General Administrative Services</b>			
	Comptroller's Office/District Offices - Under the general direction of the Governor of the State of Hawaii, plans, directs and coordinates the various activities of the department within the scope of laws and established policies and regulations.	Provides administrative and management oversight of the department.	AGS-901	HRS 26-6
	Administrative Services Office - Provides the department with internal management, fiscal and office services and administers the statewide Risk Management Program. Provides general internal management assistance to the Comptroller in exercising responsibilities as executive of the department, including staff studies, reviews, and reports on organizational structures, work processes, procedures, and policies established for the department.	Provides budgeting, fiscal, and administrative support to the divisions, offices, and attached agencies of the department.		
	Personnel Office - Administers the personnel management program for the department to include position classification and compensation, employee relations, recruitment and evaluation, selection and placement, labor relations, employee training and development, safety, affirmative action and equal employment opportunity, personnel transactions and maintenance of personnel records.	Provides human resource management support and services to the Department's divisions, offices, and attached agencies.		
	Systems and Procedures Office - Coordinates and advises the Comptroller on all functions pertaining to computer applications, local and wide area networks. The office has the functional responsibility for the development, implementation, and maintenance of computer systems under the administrative control of the Department of Accounting and General Services; formulates information processing policies and procedures; plans, coordinates and conducts systems analysis design and computer programming by utilizing available resources to support the computer and networking needs of the department; and operates and maintains the departmental minicomputer, local and wide area networks.	Provides the department with software and hardware to meet specific business unit requirements.		



Priority	Description of Function	Activities	Prog ID(s)	Statutory Reference
10	<b>AGS-223, Office Leasing</b>			
	Provides centralized office leasing services to departments of the Executive Branch, as well as guidance to other government agencies. Secures functional, appropriate work space for user agencies at cost-effective lease rental rates and terms.	a. Assists user departments in assessing and documenting their lease space needs. b. Locates functional as well as cost effective office space. c. Negotiates technical lease terms and conditions with lessors, agents or legal representatives (to include design and construction of tenant improvements, compliance with prevailing wages, ADA requirements, hazardous materials identification, real property and conveyance tax requirements, and tax clearance compliance). d. Prepares and processes office lease documents in coordination with the Attorney General's office. e. Processes monthly lease rental payments to lessors, and prepares billings for lease rent reimbursements from user departments. f. Provides lease administration over all office leases	AGS-223	HRS 26-6, HRS 171-30
		and municipal financing leases. g. Where appropriate, lease office space in DAGS controlled facilities to the private sector, and pursue approval through the DLNR, Board of Land and Natural Resources.		
11	<b>AGS-203, State Risk Management &amp; Insurance Administration</b>			

<u>Priority</u>	<u>Description of Function</u>	<u>Activities</u>	<u>Prog ID(s)</u>	<u>Statutory Reference</u>
	Protects the State against catastrophic losses and minimize the total cost of insuring risk and operates a comprehensive risk management and insurance program.	a. Purchase property, liability, and crime insurance based on analysis of premium cost (including deductible limits) relative to funds available in the State Risk Management Revolving Fund. b. Review and update as necessary the basis and information for the Risk Management Cost Allocation. c. Investigate, negotiate, and settle tort and auto claims and incidents reported. d. Initiate and resolve property and liability claims with insurance companies.	AGS-203	HRS 26-6, HRS 41D

Priority	Description of Function	Activities	Prog ID(s)	Statutory Reference
12	<b>AGS-251, Automotive Management-Motor Pool</b>			
	Operates a centralized motor pool for the state by purchasing, renting, maintaining, and repairing vehicles for various agencies. Provides vehicle maintenance, repair and fueling services for non-pool state vehicles.	Utilization and maintenance of existing fleet and outside purchase of repair service for non-motor pool vehicles.	AGS-251	HRS 26-6(a)(4)
13	<b>AGS-252, Automotive Management-Parking Control</b>			
	Operates and maintains parking facilities; controls and enforces parking rules and regulations; issues parking violation citations; operates and maintains parking meters and gate control equipment; collects money from meters and attendant controlled lots; directs and controls traffic in/out and within parking facilities; and provides first responder security patrols of parking facilities.	a. Collection of parking fees. b. Maintain parking facilities so that they are safe and clean.	AGS-252	HAR 3-30
14	<b>AGS-244, Surplus Property Management</b>			

Priority	Description of Function	Activities	Prog ID(s)	Statutory Reference
	<p>Manages, coordinates and maintains the acquisition, storage, transfer and distribution of Federal and State surplus personal property. Promotes the acquisition and distribution of surplus property to eligible State and county agencies and private organizations.</p>	<p>a. Distributes Federal and State surplus personal property to eligible agencies and organizations. Maintains surplus property warehouse facilities for the storage of surplus property until the proper transfer, disposal or distribution processes are complete. Accounts for property and maintains records of financial transactions. Reviews applicant qualifications for eligibility and conducts compliance checks on proper utilization of property.</p> <p>b. Develops rules, operating policies and procedures to achieve compliance with pertinent Federal and State statutes, policies and regulations.</p> <p>c. Coordinates the General Services Administration (GSA) fixed sale price program for used vehicle ranging from 3-9 years old normally with low mileage for government agencies.</p>	<p>AGS-244</p>	<p>HRS 103D-1103</p>
<p>15</p>	<p><b>AGS-233, Central Services-Building Repairs &amp; Alterations</b></p>			
	<p>Provides for the overall management of repair and maintenance and a preventative maintenance program for all assigned State office buildings located in the civic center and outlying areas.</p>	<p>a. Maintain the useful life of assigned public buildings, public libraries, health and civic centers statewide by performing minor and selected major repairs. In addition, emergency repairs are completed by immediately removing unsafe barriers or conditions.</p> <p>b. Other major repair work is completed through informal 3-quote, Hawaii Electronic Procurement System (HePS) or delegated to DAGS-Public Works Division.</p>	<p>AGS-233</p>	<p>HRS 26-6</p>
<p>16</p>	<p><b>AGS-231, Central Services-Custodial</b></p>			

Priority	Description of Function	Activities	Prog ID(s)	Statutory Reference
	Provides housekeeping services for assigned state buildings and centralized payment of utilities and maintenance contracts for assigned state buildings.	a. Provides for housekeeping/janitorial services at assigned state buildings. b. Processes payment of all utility and maintenance service contracts and other vendor payments. c. Develops and ensures compliance of various essential service contracts by monitoring mechanical systems and equipment contracts in state buildings.	AGS-231	HRS 26-6
17	<b>AGS-232, Central Services-Grounds Maintenance</b>			
	Provides grounds maintenance at assigned state office buildings, libraries, civic centers, health centers, and cemeteries.	a. Maintain grounds surrounding state office buildings by providing a variety of grounds maintenance services- weeding, watering, chemical spraying, and grass cutting on a regular basis. b. Maintain and trim trees, palm, and coconut trees surrounding public buildings by implementing regular tree trimming schedules via contract to prevent liability. c. Collect and dispose of refuse from assigned state office buildings, libraries, civic centers, health centers, and cemeteries by picking up refuse on a regular basis.	AGS-232	HRS 26-6
18	<b>AGS-807, School Repairs &amp; Maint.-Neighbor Isl. Districts</b>			
	Provides for the overall planning and management of repair and maintenance support to school and public building facilities, and coordinates these functions with the Department of Education.	Provide a safe and conducive learning environment for the public schools on the neighbor islands by providing administrative, technical and trade related services to the Department of Education facilities.	AGS-807	HRS 26-6

Priority	Description of Function	Activities	Prog ID(s)	Statutory Reference
19	<b>AGS-101, Accounting System Development &amp; Maintenance</b>			
	Develops new statewide accounting systems or major enhancements to existing systems (i.e., FAMIS, Payroll System, Central Warrant Writing System, Warrant Reconciliation System, and Data Mart System) and provides related user training, conversion, implementation and post implementation support; maintains and manages existing statewide accounting systems; and establishes, maintains and manages the Statewide Accounting Manual, FAMIS Procedures Manual, and Data Mart Manual and related State Accounting Forms to provide internal control over the accounting functions of the state.	<ul style="list-style-type: none"> <li>a. Development of new systems / modifications to existing systems.</li> <li>b. Maintenance / management of accounting manuals / forms.</li> </ul>	AGS-101	HRS 40-2 and HRS 40-6
20	<b>AGS-891, Enhanced 911 Board</b>			
	The Board oversees the implementation of Enhanced 911 service by wireless providers and the PSAPs by administering policies and statutes applicable to the Board; collecting assessments from the wireless phone users; and distributing funds to the PSAPs and wireless carriers to upgrade and maintain the 911 system to be able to identify and locate wireless 911 callers.	<ul style="list-style-type: none"> <li>a. Administrative functions to attain goals and objectives of the Board.</li> <li>b. Surcharge collections.</li> <li>c. Reimbursing the Public Safety Answering Points and Wireless Service Providers.</li> </ul>	AGS-891	HRS 138

Priority	Description of Function	Activities	Prog ID(s)	Statutory Reference
21	<b>AGS-889, Spectator Events &amp; Shows-Aloha Stadium</b>			
	A special-funded program which maintains, operates, and manages the Aloha Stadium and appurtenant facilities; prescribes and collects rents, fees, and charges for the use and enjoyment of the stadium or any of its facilities; supports and assists in the promotion of Hawaii's visitor industry and socio-cultural advancement; and exercises all powers necessary, incidental or convenient to carry out and effectuate this function.	<ul style="list-style-type: none"> <li>a. Program planning; promotion of facilities; directs, coordinates, and controls operations and maintenance of facilities.</li> <li>b. Internal management, fiscal, budgetary, personnel, and administrative services; contract management and payroll processing; and preparing testimony and tracking legislation affecting the Stadium Authority.</li> <li>c. Directing event, scoreboard, parking, and swap meet operations.</li> <li>d. Engineering and related administrative matters and overall planning, control and coordination of the development, construction, maintenance and general services programs for the stadium, artificial field surface, and appurtenant facilities.</li> <li>e. Box Office operations to include cashiering, computerized interface with other ticketing agencies, and ticket sales activities.</li> <li>f. Security services; disaster and evacuation planning.</li> </ul>	AGS-889	HRS 109, HRS 226-8b(1)(2) and (3) and HRS 226-23
22	<b>AGS-881, State Foundation on Culture and the Arts</b>			
	The State Foundation on Culture and the Arts (SFCA) mission is to promote, perpetuate, preserve, and encourage culture and the arts, as central to the quality of life of the people of Hawaii. The SFCA offers statewide grants to support funding for projects that preserve and further culture and the arts, history and the humanities; administers a statewide arts in public places program; conducts an apprenticeship program to perpetuate cultural traditions; collaborates with organizations and educational institutions on arts education projects; conducts workshops, and provides staff resources to strengthen communities and develop nonprofit arts organizations; and bolsters the careers of local artists through commissions and purchases for the AAP Collection.	<ul style="list-style-type: none"> <li>a. Manage and operate the SFCA Biennium Grants Program in accordance with federal partnership with the National Endowment for the Arts.</li> <li>b. Manage and operate community projects and initiatives in accordance with federal partnership with the National Endowment for the Arts.</li> <li>c. Manage and operate the Art in Public Places Program.</li> <li>d. Manage and operate the Hawaii State Art Museum.</li> </ul>	AGS-881	HRS 9 and HRS 103-8.5

Priority	Description of Function	Activities	Prog ID(s)	Statutory Reference
23	<b>AGS-818, King Kamehameha Celebration Commission</b>			
	Coordinates, plans, and administers the annual King Kamehameha celebration throughout the State by working with State, County, and private agencies.	a. To honor and perpetuate the life and deeds of King Kamehameha I and to enrich the leisure time of residents and visitors through cultural presentations during a month long statewide celebration of traditional arts, crafts, skills, customs, and lores of the various ethnic groups in Hawaii. b. Secure consistent funding resources to sustain program and activities.	AGS-818	HRS 8-5
24	<b>AGS-879, Office of Elections</b>			
	The Office of Elections conducts efficient, honest, open and secure elections under federal and state laws and constitutions; provides accessible voter registration opportunities and encourages voter turnout; and develops voter education initiatives to disseminate information to the public.	a. Provide voter registration services. b. Provide voter education services. c. Provide voter orientation to naturalized citizens.	AGS-879	HRS 11-1.5(a), HRS 11-2(b), and HRS 11-2(d)
25	<b>AGS-871, Campaign Spending Commission</b>			
	The primary function of the Campaign Spending Commission is to provide transparency of campaign contributions and expenditures so we have an informed electorate and to provide integrity through review and compliance. This entails building, maintaining, and modifying web-based electronic filing systems. Other functions include: 1) Seeking compliance by candidates, committees, corporations, contributors, and those making independent expenditures through education & enforcement. Reports are reviewed, investigations are made, conciliations and complaints drafted to ensure compliance with the laws and rules; 2) Providing classes, guidebooks, advisory opinions, and answering requests for information and interpretations of the law; 3) Proposing legislation and rule changes in order to maintain transparency for the public, to assist in enforcement of statutory provisions, to increase compliance with laws; and 4) Administering the partial public funding program and the comprehensive public funding program.	a. Ensure compliance with campaign finance laws by: 1) Simplifying and clarifying laws and rules; 2) Employing enforcement mechanisms such as fines, administrative proceedings, and court actions; and 3) Providing training, responding to advisory opinion requests, and answering day-to-day questions. b. Evaluate technological capacity regarding our three electronic filing systems to improve reporting, disclosure, access, and compliance. c. Execute duties for all state and county elections including implementation of the partial and comprehensive public funding programs. d. Increase candidate, committee, corporation, and public education, awareness, and access by providing training, improving web-based information, and meeting with parties. e. Enhance and supplement communication efforts	AGS-871	HRS 11-314, HRS 11-435, & Act 244, SLH 2008



<u>Priority</u>	<u>Description of Function</u>	<u>Activities</u>	<u>Prog ID(s)</u>	<u>Statutory Reference</u>
		with candidates, committees, corporations, and the public through technology and social media applications (i.e., Facebook and Twitter).		

Department of Accounting and General Services  
Department Totals

Table 2

Fiscal Year 2014					
Act 134/13 Appropriation	Collective Bargaining	Restriction	Emergency Appropriations	Total FY14	MOF
\$ 93,379,038.00	\$ 552,538.00			\$ 93,931,576.00	A
\$ 23,104,199.00	\$ 102,240.00			\$ 23,206,439.00	B
\$ 8,780,650.00	\$ 4,262.00			\$ 8,784,912.00	N
\$ 1,165,925.00	\$ 10,436.00			\$ 1,176,361.00	T
\$ 37,543,171.00	\$ 2,397.00			\$ 37,545,568.00	U
\$ 37,994,793.00	\$ 53,172.00			\$ 38,047,965.00	W
\$ 201,967,776.00	\$ 725,045.00	\$ -	\$ -	\$ 202,692,821.00	Total
Fiscal Year 2015					
Act 134/13 Appropriation		Reductions	Additions	Total FY15	MOF
\$ 88,948,797.00			\$ 3,974,039.00	\$ 92,922,836.00	A
\$ 23,464,788.00			\$ 652,384.00	\$ 24,117,172.00	B
\$ 8,780,650.00				\$ 8,780,650.00	N
\$ 4,740,925.00			\$ 205,900.00	\$ 4,946,825.00	T
\$ 37,543,171.00				\$ 37,543,171.00	U
\$ 37,508,122.00				\$ 37,508,122.00	W
\$ 200,986,453.00		\$ -	\$ 4,832,323.00	\$ 205,818,776.00	Total

Department of Accounting and General Services  
Program ID Totals

Table 3

Prog ID	Program Title	MOF	As appropriated by Act 134/13 (FY14)			Governor's Submittal (FY15)			Percent Change of \$\$\$\$
			Pos (P)	Pos (T)	\$\$\$	Pos (P)	Pos (T)	\$\$\$	
AGS-101/CA	Acct System Development & Maintenance	A	6.00		\$ 513,981.00	6.00		\$ 513,981.00	0%
AGS-102/CB	Expenditure Examination	A	16.00		\$ 1,098,527.00	16.00		\$ 1,098,527.00	0%
AGS-103/CC	Recording and Reporting	A	13.00		\$ 870,848.00	13.00		\$ 823,172.00	-5%
AGS-104/BA	Internal Post Audit	A	6.00		\$ 441,975.00	8.00		\$ 495,339.00	12%
AGS-111/DA	Archives-Records Management	A	16.00	2.00	\$ 1,130,072.00	17.00	0.00	\$ 867,572.00	-23%
AGS-130/EG	Office of Information Mgt and Technology	A	30.00	2.00	\$ 19,543,949.00	29.32	2.00	\$ 15,090,969.00	-23%
AGS-131/EA	Info Proc and Comm Services-Administration	A	7.00		\$ 2,724,569.00	7.00	0.00	\$ 2,724,569.00	0%
AGS-131/EB	Info Proc and Comm Services-Sys Svcs	A	11.00		\$ 2,086,472.00	11.00		\$ 2,086,472.00	0%
AGS-131/EC	Info Proc and Comm Services-Prod Svcs	A	32.00		\$ 2,530,585.00	32.00		\$ 2,530,585.00	0%
AGS-131/ED	Info Proc and Comm Services-Tech Supp Svcs	A	14.00		\$ 1,220,111.00	14.00		\$ 1,220,111.00	0%
AGS-131/EE	Info Proc and Comm Services-Client Svcs	A	24.00		\$ 1,804,175.00	24.00		\$ 1,804,175.00	0%
AGS-131/EF	Info Proc and Comm Services-Telecomm	A	16.00		\$ 3,562,733.00	16.00		\$ 3,562,733.00	0%
AGS-203/AD	State Risk Mgmt and Insurance Administration	A			\$ 8,687,995.00			\$ 9,987,995.00	15%
AGS-211/HA	Land Survey	A	10.00		\$ 646,586.00	10.00		\$ 646,586.00	0%
AGS-221/IA	Public Works-Planning, Design, and Constr	A	16.00		\$ 1,199,707.00	16.00		\$ 1,199,707.00	0%
AGS-223/IB	Office Leasing	A	4.00		\$ 10,313,034.00	4.00		\$ 10,313,034.00	0%
AGS-231/FA	Central Services -Custodial - Oahu	A	97.00		\$ 14,814,180.00	100.00		\$ 14,867,180.00	0%
AGS-231/FB	Central Services -Custodial - Hawaii	A	9.00		\$ 908,117.00	9.00		\$ 1,144,963.00	26%
AGS-231/FC	Central Services -Custodial - Maui	A	7.00		\$ 899,768.00	7.00		\$ 1,029,768.00	14%
AGS-231/FD	Central Services -Custodial - Kauai	A	4.00		\$ 910,194.00	5.00		\$ 929,652.00	2%
AGS-231-FW	Central Services -Custodial - Washington Place	A	2.00	1.00	\$ 217,587.00	3.00	1.00	\$ 282,587.00	30%
AGS-232/FE	Central Services-Grounds Maintenance - Oahu	A	21.00		\$ 1,366,317.00	26.00		\$ 1,549,465.00	13%
AGS-232/FF	Central Services-Grounds Maintenance - Hawaii	A	2.00		\$ 105,449.00	2.00		\$ 105,449.00	0%
AGS-232/FG	Central Services-Grounds Maintenance - Maui	A	4.00		\$ 177,619.00	4.00		\$ 177,619.00	0%
AGS-232/FH	Central Services-Grounds Maintenance - Kauai	A	0.00		\$ 3,549.00	0.00		\$ 3,549.00	0%
AGS-233/FK	Central Services-Bldg Rep and Alt - Oahu	A	29.00		\$ 2,538,903.00	29.00		\$ 2,538,903.00	0%
AGS-233/FL	Central Services-Bldg Rep and Alt - Hawaii	A	2.00		\$ 158,247.00	2.00		\$ 158,247.00	0%
AGS-233/FN	Central Services-Bldg Rep and Alt - Kauai	A	1.00		\$ 102,549.00	1.00		\$ 102,549.00	0%
AGS-233FM	Central Services-Bldg Rep and Alt - Maui	A	1.00		\$ 99,835.00	1.00		\$ 99,835.00	0%
AGS-240/JA	State Procurement Office	A	22.00		\$ 1,126,903.00	22.00		\$ 1,506,903.00	34%
AGS-807/FP	Sch Rep and Mtnce, Neighbor Isle Dist-Hawaii	A	34.00		\$ 1,857,322.00	35.00		\$ 1,920,756.00	3%
AGS-807/FQ	Sch Rep and Mtnce, Neighbor Isle Dist-Maui	A	26.00		\$ 1,472,725.00	26.00		\$ 1,496,362.00	2%
AGS-807/FR	Sch Rep and Mtnce, Neighbor Isle Dist-Kauai	A	19.00		\$ 1,095,815.00	19.00		\$ 1,095,815.00	0%
AGS-879/OA	Office of Elections	A	15.50	8.44	\$ 3,053,701.00	18.50	8.44	\$ 3,000,251.00	-2%
AGS-881/LA	State Foundation on Culture and the Arts	A	0.00		\$ 1,400,675.00	0.50		\$ 1,253,192.00	-11%
AGS-889/MA	Spectator Events & Shows-Aloha Stadium	A						\$ 2,000,000.00	#DIV/0!
AGS-901/AA	General Administrative Services-Compt Office	A	10.00		\$ 1,142,357.00	10.00		\$ 1,142,357.00	0%
AGS-901/AB	General Administrative Services-ASO	A	11.00		\$ 681,078.00	11.00		\$ 681,078.00	0%
AGS-901/AC	General Administrative Services-Pers Office	A	8.00		\$ 454,267.00	8.00		\$ 454,267.00	0%
AGS-901/AE	General Administrative Services-Sys & Proc Off.	A	5.00		\$ 416,562.00	5.00		\$ 416,562.00	0%

Department of Accounting and General Services  
Program ID Totals

Table 3

Prog ID	Program Title	MOF	As appropriated by Act 134/13 (FY14)			Governor's Submittal (FY15)			Percent Change of \$\$\$\$
			Pos (P)	Pos (T)	\$\$\$	Pos (P)	Pos (T)	\$\$\$	
AGS-111/DA	Archives-Records Management	B				1.00		\$ 418,320.00	#DIV/0!
AGS-130-EG	Office of Information Mgt and Technology	B	7.00		\$ 821,027.00	6.75		\$ 1,321,027.00	61%
AGS-131-EA	Info Proc and Comm Services-Administration	B		1.00	\$ 90,016.00		1.00	\$ 150,000.00	67%
AGS-231/FA	Central Services -Custodial - Oahu	B			\$ 58,744.00			\$ 58,744.00	0%
AGS-881/LA	State Foundation on Culture and the Arts	B	16.50		\$ 4,190,291.00	16.50		\$ 4,224,960.00	1%
AGS-889/MA	Spectator Events & Shows-Aloha Stadium	B	38.50	2.00	\$ 8,944,121.00	38.50	2.00	\$ 8,944,121.00	0%
AGS-891/PA	Enhanced 911 Board	B			\$ 9,000,000.00			\$ 9,000,000.00	0%
AGS-879/OA	Office of Elections	N	0.50	1.00	\$ 7,473,714.00	0.50	1.00	\$ 7,473,714.00	0%
AGS-881/LA	State Foundation on Culture and the Arts	N	5.00		\$ 1,306,936.00	5.00		\$ 1,306,936.00	0%
AGS-130/EG	Office of Information Mgt and Technology	T				0.93		\$ 205,900.00	#DIV/0!
AGS-818/KA	King Kamehameha Celebration Commission	T		1.00	\$ 57,874.00		1.00	\$ 57,874.00	0%
AGS-871/NA	Campaign Spending Commission	T	5.00		\$ 1,108,051.00	5.00		\$ 4,683,051.00	323%
AGS-130/EG	Office of Information Mgt and Technology	U			\$ 25,000,000.00			\$ 25,000,000.00	0%
AGS-131/EA	Info Proc and Comm Services-Administration	U	5.00		\$ 1,188,911.00	5.00		\$ 1,188,911.00	0%
AGS-131/EB	Info Proc and Comm Services-Sys Svcs	U	1.00		\$ 568,980.00	1.00		\$ 568,980.00	0%
AGS-131/EC	Info Proc and Comm Services-Prod Svcs	U	17.00		\$ 750,207.00	17.00		\$ 750,207.00	0%
AGS-131/EE	Info Proc and Comm Services-Client Svcs	U	10.00		\$ 804,486.00	10.00		\$ 804,486.00	0%
AGS-211/HA	Land Survey	U			\$ 285,000.00			\$ 285,000.00	0%
AGS-223/IB	Office Leasing	U			\$ 5,500,000.00			\$ 5,500,000.00	0%
AGS-231/FA	Central Services -Custodial - Oahu	U			\$ 1,699,084.00			\$ 1,699,084.00	0%
AGS-233-FK	Central Services-Bldg Rep and Alt - Oahu	U			\$ 100,000.00			\$ 100,000.00	0%
AGS-807/FP	Sch Rep and Mtnce, Neighbor Isle Dist-Hawaii	U			\$ 670,000.00			\$ 670,000.00	0%
AGS-807/FQ	Sch Rep and Mtnce, Neighbor Isle Dist-Maui	U			\$ 530,000.00			\$ 530,000.00	0%
AGS-807/FR	Sch Rep and Mtnce, Neighbor Isle Dist-Kauai	U			\$ 300,000.00			\$ 300,000.00	0%
AGS-901/AB	General Administrative Services-ASO	U	1.00		\$ 73,998.00	1.00		\$ 73,998.00	0%
AGS-901/AC	General Administrative Services-Pers Office	U	1.00		\$ 72,505.00	1.00		\$ 72,505.00	0%
AGS-203/AD	State Risk Mgmt and Insurance Administration	W	4.00		\$ 25,285,334.00	4.00		\$ 25,285,334.00	0%
AGS-221/IA	Public Works-Planning, Design, and Constr	W			\$ 4,000,000.00			\$ 4,000,000.00	0%
AGS-244/JC	Surplus Property Management	W	5.00		\$ 1,798,996.00	5.00		\$ 1,798,996.00	0%
AGS-251/GA	Automotive Management - Motor Pool	W	13.00		\$ 3,377,562.00	13.00		\$ 2,831,962.00	-16%
AGS-252/GB	Automotive Management - Parking Control	W	27.00		\$ 3,532,901.00	27.00		\$ 3,591,830.00	2%
			707.00	18.44	\$ 201,967,776.00	725.50	16.44	\$ 205,818,776.00	

Department of Accounting and General Services  
Budget Request Decisions

Table 4

Prog ID	Description of Request	MOF	Initial Department Request			Initial Budget & Finance Recommendation			Governor's Final Decision		
			Pos (P)	Pos (T)	\$\$\$	Pos (P)	Pos (T)	\$\$\$	Pos (P)	Pos (T)	\$\$\$
AGS-231/FC	Additional Electricity Funds for Maui	A			\$ 130,000.00			\$ 130,000.00			\$ 130,000.00
AGS-231/FB	Additional Utility Funds for Hawaii	A			\$ 236,846.00			\$ 236,846.00			\$ 236,846.00
AGS-807/FQ	Restore Funds for Building Maintenance Worker I on Molokai	A			\$ 47,274.00			\$ 23,637.00			\$ 23,637.00
AGS-807/FP	Addition of Central Services Engineer V for Hawaii	A	1.00		\$ 36,197.00	1.00		\$ 36,197.00	1.00		\$ 36,197.00
AGS-807/FP	Funding for unfunded Plumber I at Kona Baseyard Hawaii	A			\$ 54,474.00			\$ 27,237.00			\$ 27,237.00
AGS-104/BA	New Internal Auditor Positions	A	2.00		\$ 53,364.00	2.00		\$ 53,364.00	2.00		\$ 53,364.00
AGS-231/FA	3 Janitor II Positions - Oahu	A	3.00		\$ 53,000.00	3.00		\$ 53,000.00	3.00		\$ 53,000.00
AGS-232/FE	5 Groundskeeper I Positions & Equipment - Oahu	A	5.00		\$ 183,148.00	5.00		\$ 183,148.00	5.00		\$ 183,148.00
AGS-231/FD	Restore Janitor Position - Kauai	A	1.00		\$ 38,916.00	1.00		\$ 19,458.00	1.00		\$ 19,458.00
AGS-879/OA	Restore Legislative Adjustments	A	2.00		\$ 102,624.00	2.00		\$ 102,624.00	2.00		\$ 102,624.00
AGS-879/OA	Establish Statewide Voter Registration System	A	2.00		\$ 345,334.00	1.00		\$ 346,668.00	1.00		\$ 346,668.00
AGS-111/DA	Convert Temporary Positions to Permanent	A	1.00	(2.00)		1.00	(2.00)		1.00	(2.00)	
AGS-111/DA	Increase Ceiling for State Archives Preservation	B	1.00		\$ 92,400.00	1.00		\$ 92,400.00	1.00		\$ 92,400.00
AGS-889/MA	Aloha Stadium, Sports Development Initiative	A						\$ 1,000,000.00			\$ 2,000,000.00
AGS-881/LA	SCR 57 Visioning Initiative to Fortify the Arts	A	1.50		\$ 44,631.00	0.50		\$ 16,860.00	0.50		\$ 16,860.00
AGS-881/LA	SCR 57 Visioning Initiative to Fortify the Arts	B	1.00		\$ 39,446.00						
AGS-231/FW	Additional position for Washington Place	A					0.50	\$ 8,382.00	1.00		\$ 65,000.00
AGS-240/JA	SPO training goal refocused	A									\$ 380,000.00
AGS-881/LA	Funding to conduct "pops" music performances that promote Hawaii as a place of arts and culture	A									\$ 100,000.00
AGS-881/LA	Funding to conduct symphony orchestra music performances that promote Hawaii as a place of arts and culture	A									\$ 200,000.00
AGS-130/EG	Increase staff salary appropriations and transfer positions	A			\$ 169,000.00				(0.68)		
AGS-130/EG	Increase staff salary appropriations and transfer positions	T							0.93		\$ 205,900.00
AGS-130/EG	Increase staff salary appropriations and transfer positions	B							(0.25)		
AGS-130/EG	Increase the Shared Services Tech Special Fund Ceiling	B			\$ 378,973.00			\$ 500,000.00			\$ 500,000.00
AGS-131/EA	Increase the Access Hawaii Committee Special Fund Ceiling	B			\$ 59,984.00			\$ 59,984.00			\$ 59,984.00
			20.50	(2.00)	\$ 2,065,611.00	17.50	(1.50)	\$ 2,889,805.00	18.50	(2.00)	\$ 4,832,323.00

Department of Accounting and General Services  
Proposed Budget Reductions

Table 5

<u>Prog ID</u>	<u>Description of Reduction</u>	<u>Impact of Reduction</u>	<u>MOF</u>	<u>Pos (P)</u>	<u>Pos (T)</u>	<u>\$\$\$</u>	<u>Carry-over?</u> <u>(Y/N)</u>
NONE							

Department of Accounting and General Services  
Proposed Budget Additions

Table 6

<u>Prog ID</u>	<u>Request Category</u>	<u>Prog ID Priority</u>	<u>Dept-Wide Priority</u>	<u>Description of Addition</u>	<u>Justification</u>	<u>MOF</u>	<u>Pos (P)</u>	<u>Pos (T)</u>	<u>\$\$\$</u>
AGS-231/FC	O	1	1	Additional Electricity Funds for Maui	Due to an increase of 23% in electricity costs with no increase in funding, the MDO has exhausted all resources to make up for this shortfall and will have a projected deficit of \$130,000 in fy 2014. In the future, without increasing the electricity budget, it may be impossible to continue with the Energy Savings Performance Contract's (ESPC).	A			\$ 130,000.00
AGS-231/FB	O	2	2	Additional Utility Funds for Hawaii	In the past 4 years, the price of electricity has gone up 43% and the price for water has increased 25% for Hawaii District. The increase costs have outpaced our utility budget and we are not able to fund these costs by reducing expenditures in other areas. The program has projected deficit in fy 14 of \$237,000.	A			\$ 236,846.00
AGS-807/FQ	RR	1	3	Restore Funds for Building Maintenance Worker I on Molokai	Restore Building Maintenance Worker I position to pre-RIF conditions.	A			\$ 23,637.00
AGS-807/FP	O	2	4	Addition of Central Services Engineer V for Hawaii	Due to the large size of the Hawaii island, the immediate response by our Central Service Engineer stationed in Hilo for emergencies are compromised. Half of the schools (20 schools) and public buildings (26 public buildings) are on the West side of the island (Kona to Honokaa) which takes over two (2) hours travel time. The current DAGS organization was established in the mid 80s' when the number of schools and public buildings were a fraction of the current amount. The single Central Service Engineer in Hilo is incapable of providing the level of service to the DOE to meet the SLA requirements for the West side of the island.	A	1.00		\$ 36,197.00

Department of Accounting and General Services  
Proposed Budget Additions

Table 6

<u>Prog ID</u>	<u>Request Category</u>	<u>Prog ID Priority</u>	<u>Dept-Wide Priority</u>	<u>Description of Addition</u>	<u>Justification</u>	<u>MOF</u>	<u>Pos (P)</u>	<u>Pos (T)</u>	<u>\$\$\$</u>
AGS-807/FP	0	3	5	Funding for unfunded Plumber I at Kona Baseyard Hawaii	Kona Baseyard has not had a plumber for 5 years. Currently all of the plumbing work order requests in the Kona area are addressed by contractors and funded by General funds. These costs are greater because contractor's include union scale wages, profit and overhead. At this moment there are approximately 150 to 160 plumbing work orders that are over 90 days old. The more important issue is that the contracted plumbing work orders are taking 2 to 4 weeks to be completed. This is a critical issue to ensure that our schools classrooms are provided a conducive learning environment which are both safe and healthy. In 2012, \$95,256.00 were paid to plumbing contractors for 311 work orders completed in the Kona area. Funding for this position would provide us with an approximate savings of \$43,000/year and the ability to provide the required level of service to the DOE.	A			\$ 27,237.00



Department of Accounting and General Services  
Proposed Budget Additions

Table 6

<u>Prog ID</u>	<u>Request Category</u>	<u>Prog ID Priority</u>	<u>Dept-Wide Priority</u>	<u>Description of Addition</u>	<u>Justification</u>	<u>MOF</u>	<u>Pos (P)</u>	<u>Pos (T)</u>	<u>\$\$\$</u>
AGS-104/BA	RR	1	6	New Internal Auditor Positions	The program is statutorily required to audit: (1) cash collected by public schools (Section 40-83, HRS), (2) State departments not audited annually (Section 26-6, HRS), and (3) compliance with accounting procedures and internal controls (Section 40-2, HRS). (1a) Total cash outside the State Treasury with DOE schools is about \$25 million per year. Because the cash is included in the State CAFR, the program audits the DOE school cash balances on a test basis. For FY 2013-2014, with three auditor positions, the number of schools audited has decreased 50% from FY 2008-2009, with 8 auditor positions. To compensate for the decrease, DOE Internal Audit has had to increase its audits of DOE schools. (2a) Four State departments are not audited annually. A department is scheduled for audit each fiscal year. With three auditor positions, the program has difficulty maintaining this audit cycle. (3a) State departments and agencies apply for, receive, and expend federal funds. The federal agencies that award federal fund require accounting procedures and internal controls to administer the federal funds.	A	2.00		\$ 53,364.00
					New grants or continuation of existing grant awards depend on adequate administration. The program provides resource assistance to properly administer federal grant awards and resolve audit findings. With three auditor positions, the program has deferred the active follow up of Single Audit report audit findings.				

Department of Accounting and General Services  
Proposed Budget Additions

Table 6

<u>Prog ID</u>	<u>Request Category</u>	<u>Prog ID Priority</u>	<u>Dept-Wide Priority</u>	<u>Description of Addition</u>	<u>Justification</u>	<u>MOF</u>	<u>Pos (P)</u>	<u>Pos (T)</u>	<u>\$\$\$</u>
AGS-231/FA	RR	3	7	3 Janitor II Positions - Oahu	Restoration of three (3) positions of the 24 lost positions due to RIF and abolishment of janitor positions, resulting in custodial coverage issues. Two janitor positions for the downtown reliever crew and one position for the outlying area. Lack of positions has resulted in less custodial services being provided.	A	3.00		\$ 53,000.00
AGS-232/FE	RR	1	8	5 Groundskeeper I Positions & Equipment - Oahu	Restoration of five (5) positions of nine (9) lost positions due to RIF and abolishment action of groundskeeper positions, resulting in groundskeeping coverage issues. Four groundskeeping positions will form the outlying area roving crew and one position dedicated to state cemetery grounds maintenance, to control weed and shrubbery overgrowth.	A	5.00		\$ 183,148.00
AGS-231/FD	RR	4	9	Restore Janitor Position - Kauai	Restoration of one (1) position of four (4) lost in RIF/position abolishment action which has resulted in reduced level of service and HIOSH violations on Kaua'i.	A	1.00		\$ 19,458.00
AGS-879/OA	RR	1	10	Restore Legislative Adjustments	The Office of Elections lost two full-time positions in the past legislative session. The two positions include an IT Analyst position, and a section head of the Ballot Operations program area. The loss of these two positions impacts the ability of the office to effectively prepare for the elections.	A	2.00		\$ 102,624.00

Department of Accounting and General Services  
Proposed Budget Additions

Table 6

<u>Prog ID</u>	<u>Request Category</u>	<u>Prog ID Priority</u>	<u>Dept-Wide Priority</u>	<u>Description of Addition</u>	<u>Justification</u>	<u>MOF</u>	<u>Pos (P)</u>	<u>Pos (T)</u>	<u>\$\$\$</u>
AGS-879/OA	O	2	11	Establish Statewide Voter Registration System	The Legislature passed Act 225, SLH 2012 which established a Statewide Voter Registration System. Federal funds will be utilized to design and build the system. Remaining federal funds are expected to be depleted to complete this project. Maintenance and operations of the system after implementation requires additional funding for upgrades, maintenance contracts, and a full-time position to manage the system. The funds include consultant services to assist with any changes that need to be made to the system. The consultant services are expected to be utilized in the first two or three years after the system is implemented. After this period, this line item will not be requested and the funding total will be reduced.	A	1.00		\$ 346,668.00
AGS-111/DA	ND	1	12	Convert Temporary Positions to Permanent	Based on over a year of assessment of current and projected workloads, we have determined that two FTE are critical to the ongoing growth and success of the Digital Archives. We ask that two positions be converted from temporary to permanent; acquisition specialist, pos. no. 120676 (currently partially general funded to fully funded by special funds) and systems developer, pos. no. 120675 (general funded).	A	1.00	(2.00)	
AGS-111/DA	ND	1	12	Increase Ceiling for State Archives Preservation	Funds to cover additional costs including assessment of Central Service expenses (HRS 36-27), assessment for Departmental Administration (HRS 36-30), assessment of processing and reporting fees by Hawaii Information Consortium; and fixing split funding of staff position to all special funded by reclassifying a temporary digital archives position to permanent.	B	1.00		\$ 92,400.00

Department of Accounting and General Services  
Proposed Budget Additions

Table 6

<u>Prog ID</u>	<u>Request Category</u>	<u>Prog ID Priority</u>	<u>Dept-Wide Priority</u>	<u>Description of Addition</u>	<u>Justification</u>	<u>MOF</u>	<u>Pos (P)</u>	<u>Pos (T)</u>	<u>\$\$\$</u>
AGS-889/MA	O	1	13	Aloha Stadium, Sports Development Initiative	An operating request to fund a Sports Development Initiative (SDI) to promote, market, and develop events across the State of Hawaii, with a particular emphasis on professional events at the Aloha Stadium. In attracting and contracting with various levels of professional, amateur, youth sports organizations, and related entities, the SDI would generate momentum towards securing large-scale professional sporting events that would result in a positive economic impact to the State of Hawaii. These professional sporting events include, but are not limited to, professional football, soccer, rugby, and other high profile-high interest events. The SDI will support the expansion of sports entertainment and participation opportunities in Hawaii, while also strengthening the State's visitor economy-particularly during the shoulder season(s) when visitor arrivals are less robust. Currently there are no funds directly appropriated for this purpose.	A			\$2,000,000.00
AGS-881/LA	O	1	14	SCR 57 Visioning Initiative to Fortify the Arts	Restoration of Secretary position to support Executive Director & Commission eliminated in the RIF.	A	0.50		\$ 16,860.00
AGS-231/FW	O	5	15	Additional position for Washington Place	The Assistant Director position will assist the Director of Washington Place and oversee operations at the Washington Place residence and the attached museum.	A	1.00		\$ 65,000.00
AGS-240/JA	O	1	16	SPO training goal refocused	Per HRS 103D, SPO shall develop and administer a statewide procurement training program. Request to upgrade to online, anytime webinars, and certification program.	A			\$ 380,000.00
AGS-881/LA	O	2	17	Funding to conduct "pops" music performances that promote Hawaii as a place of arts and culture	Popular music in demand for Hawaii audiences; identifies Hawaii as cultural destination	A			\$ 100,000.00

Department of Accounting and General Services  
Proposed Budget Additions

Table 6

<u>Prog ID</u>	<u>Request Category</u>	<u>Prog ID Priority</u>	<u>Dept-Wide Priority</u>	<u>Description of Addition</u>	<u>Justification</u>	<u>MOF</u>	<u>Pos (P)</u>	<u>Pos (T)</u>	<u>\$\$\$</u>
AGS-881/LA	O	3	18	Funding to conduct symphony orchestra music performances that promote Hawaii as a place of arts and culture	Orchestral/symphonic music and performances are core to fine arts and cultural appreciation	A			\$ 200,000.00
AGS-130/EG	RR	1	1	Increase staff salary appropriations and transfer positions	In order to implement the State's Business and IT/IRM Strategic Transformation Plan, OIMT must recruit and retain personnel with skill sets and specialized expertise that does not currently reside within the state workforce at the levels needed. As these skills and expertise are highly valued in the private sector, the state must provide comparable compensation packages in recruitment to meet market place demands. To cover the additional personal services costs for the Deputy CIO's and the Senior Enterprise/Tech Arch for this biennium, the amounts above the general fund and special fund appropriations for these positions will be funded by trust account.	T	0.93		\$ 205,900.00
AGS-130/EG	RR	1	1	Increase staff salary appropriations and transfer positions	In order to implement the State's Business and IT/IRM Strategic Transformation Plan, OIMT must recruit and retain personnel with skill sets and specialized expertise that does not currently reside within the state workforce at the levels needed. As these skills and expertise are highly valued in the private sector, the state must provide comparable compensation packages in recruitment to meet market place demands. To cover the additional personal services costs for the Deputy CIO's and the Senior Enterprise/Tech Arch for this biennium, the amounts above the general fund and special fund appropriations for these positions will be funded by trust account.	A	(0.68)		

Department of Accounting and General Services  
Proposed Budget Additions

Table 6

<u>Prog ID</u>	<u>Request Category</u>	<u>Prog ID Priority</u>	<u>Dept-Wide Priority</u>	<u>Description of Addition</u>	<u>Justification</u>	<u>MOF</u>	<u>Pos (P)</u>	<u>Pos (T)</u>	<u>\$\$\$</u>
AGS-130/EG	RR	1	1	Increase staff salary appropriations and transfer positions	In order to implement the State's Business and IT/IRM Strategic Transformation Plan, OIMT must recruit and retain personnel with skill sets and specialized expertise that does not currently reside within the state workforce at the levels needed. As these skills and expertise are highly valued in the private sector, the state must provide comparable compensation packages in recruitment to meet market place demands. To cover the additional personal services costs for the Deputy CIO's and the Senior Enterprise/Tech Arch for this biennium, the amounts above the general fund and special fund appropriations for these positions will be funded by trust account.	B	(0.25)		

Department of Accounting and General Services  
Proposed Budget Additions

Table 6

<u>Prog ID</u>	<u>Request Category</u>	<u>Prog ID Priority</u>	<u>Dept-Wide Priority</u>	<u>Description of Addition</u>	<u>Justification</u>	<u>MOF</u>	<u>Pos (P)</u>	<u>Pos (T)</u>	<u>\$\$\$</u>
AGS-130/EG	RR	2	2	Increase the Shared Services Tech Special Fund Ceiling	The ceiling for the Shared Services Technology Special Fund was reduced for FY14, salary for the Senior IT Program Manager was not appropriated, and salaries for the Senior Technical/Enterprise Architect Senior IT Project Manager, Senior Systems Analyst, and Senior IT Security Manager were reduced. This has negatively impacted the progress of OIMT in implementing the Business and IT/IRM Transformation Plan, as staff vacated their positions because of salary cuts. Recruiting, and more importantly, retaining staff for these positions has proven difficult with their current salary levels. These positions require skill sets and specialized expertise that does not currently reside within the state workforce at the levels needed to effectuate significant transformation. As these skills and expertise are highly valued in the private sector, the state must provide comparable compensation packages in recruitment to meet market place demands. An increase in the special fund appropriation ceiling is needed to cover additional personal services and the fringe benefits increase to 42.4% for this biennium.	B			\$ 500,000.00
AGS-131/EA	CA	1	3	Increase the Access Hawaii Committee Special Fund Ceiling	This request is urgent because the Access Hawaii Committee (AHC) has not been able to attract and hire a Portal Program Manager at an appropriate salary offering with the existing fund ceiling; which is affecting the ability of the AHC to fulfill its statutory duties. Currently, ICSD is providing very limited secretarial and coordination functions to fulfill Sunshine Law meeting requirements.	B			\$ 59,984.00

Department of Accounting and General Services  
Proposed Budget Additions

Table 6

<u>Prog ID</u>	<u>Request Category</u>	<u>Prog ID Priority</u>	<u>Dept-Wide Priority</u>	<u>Description of Addition</u>	<u>Justification</u>	<u>MOF</u>	<u>Pos (P)</u>	<u>Pos (T)</u>	<u>\$\$\$</u>
							18.50	(2.00)	\$ 4,832,323



Department of Accounting and General Services  
 Current Year (FY14) Restrictions

Table 7

<u>Prog ID</u>	<u>MOF</u>	<u>Restriction \$\$\$</u>	<u>Percent of Act 134/13 Prog ID Appropriation</u>	<u>Impact</u>
NONE				

Department of Accounting and General Services  
 Emergency Appropriation Requests

Table 8

<u>Prog ID</u>	<u>Description of Request</u>	<u>Explanation of Request</u>	<u>MOE</u>	<u>Pos (P)</u>	<u>Pos (T)</u>	<u>\$\$\$</u>
	NONE					

Department of Accounting and General Services  
Expenditures Exceeding the Appropriation

Table 9

<u>Prog ID</u>	<u>MOF</u>	<u>Date</u>	<u>Appropriation</u>	<u>Amount Exceeding Appropriation</u>	<u>Percent Exceeded</u>	<u>Reason for Exceeding Ceiling</u>	<u>Legal Authority</u>	<u>Recurring (Y/N)</u>	<u>GF Impact (Y/N)</u>
NONE									

Department of Accounting and General Services  
 Intradepartmental Transfers

Table 10

<u>Actual or Anticipated Date of Transfer</u>	<u>MOF</u>	<u>Pos (P)</u>	<u>Pos (T)</u>	<u>\$\$\$</u>	<u>From Prog ID</u>	<u>Percent of Program ID Appropriation Transferred From</u>	<u>To Prog ID</u>	<u>Percent of Receiving Program ID Appropriation</u>	<u>Reason for Transfer</u>	<u>Recurring (Y/N)</u>
NONE										

Department of Accounting and General Services  
Federal Awards

Table 11

<u>State Expending Agency</u>	<u>Program ID</u>	<u>Award Number</u>	<u>CFDA Number</u>	<u>Award Description</u>	<u>Awarding Federal Agency</u>	<u>Award Amount</u>	<u>Award Amount Allocated to the Pgm ID in Column B</u>	<u>State Appropriation Symbol</u>	<u>Contact Name</u>	<u>Contact Phone</u>	<u>Contact Email</u>
DAGS	AGS881	12-6100-2026	45.025	State partnership	National Endowment for the Arts (NEA)	\$677,800	\$677,800	S-13-203-M	Susan Naanos	586-0773	susan.naa nos@haw aii,.gov
DAGS	AGS881	13-6100-2026	45.025	State partnership	National Endowment for the Arts (NEA)	\$641,900	\$641,900	S-14-203-M	Susan Naanos	586-0773	susan.naa nos@haw aii,.gov



Department of Accounting and General Services  
Non-General Fund Listing

Table 12

<u>Name of Fund</u>	<u>Purpose</u>	<u>Statutory Reference</u>	<u>MOE</u>	<u>Beginning FY14 Unencumbered Cash Balance</u>	<u>Estimated FY14 Revenues</u>	<u>Estimated FY14 Expenditures and Encumbrances</u>	<u>Estimated FY14 Net Transfers</u>	<u>Estimated FY14 Ending Unencumbered Cash Balance</u>	<u>Balance in Excess of Program Needs</u>
Central Services - Custodial Services	The fund is used to recoup operating costs incurred in providing janitorial services and utility consumption expenditures at facilities occupied by the DOT, DCCA, DOH, and PSD	Act 134, SLH 2013	U	\$ -	\$ 1,699,084.00	\$ 1,699,084.00	\$ -	\$ -	\$ -
Surplus Federal Property Revolving Fund	The objective of the program is to reutilize federal and state property declared surplus or excess. The fund is maintained in an amount adequate to defray the costs of procuring, storing, handling, and disposing of surplus property donated to the State under any federal act or State rules making surplus federal and state property available.	Section 103D-1107, HRS	W	\$ 358,833.00	\$ 1,742,788.00	\$ 1,742,788.00		\$ 358,833.00	\$ -
Spectator Events & Shows - Aloha Stadium	The stadium special fund accounts for money collected by the Stadium Authority. The money collected is applied, used and disposed of for the purpose of maintaining, operating, and managing Aloha Stadium.	Section 109-3, HRS	B	\$ 5,153,655.00	\$ 7,164,000.00	\$ 8,000,000.00	\$ (2,500.00)	\$ 4,315,155.00	\$ -
Motor Vehicle Rental & Personal Car Mileage/CIP	CIP projects are assessed for transportation requirements for projects.	Section 107-1.5, HRS	W	\$ 209,131.00	\$ 56,700.00	\$ 112,000.00		\$ 153,831.00	\$ -
Office Leasing	To receive funds from other departments as reimbursements for office space lease rental payments to landlords, and for any tenant improvement costs for office build-outs, which were not in DAGS' budget.	Act 134, SLH 2013	U	\$ -	\$ 5,500,000.00	\$ 5,500,000.00		\$ -	\$ -
Supplies, Services & Equipment for CIP Projects	CIP projects are assessed for supplies, services and equipment expended for CIP projects.	Section 107-1.5, HRS	W	\$ 466,217.00	\$ 163,100.00	\$ 345,000.00		\$ 284,317.00	\$ -
Public Works Accrued Vac/Sick Leave	To manage accrued vacation and sick leave benefit funds for non-general funded staff; to fund accrued vacation credits when an employee leaves or retires; to receive accrued vacation credits for project-funded staff transferring into the program.	Section 107-1.5, HRS	W	\$ 164,736.00	\$ 623,100.00	\$ 600,000.00		\$ 187,836.00	\$ -

Department of Accounting and General Services  
Non-General Fund Listing

Table 12

<u>Name of Fund</u>	<u>Purpose</u>	<u>Statutory Reference</u>	<u>MOF</u>	<u>Beginning FY14 Unencumbered Cash Balance</u>	<u>Estimated FY14 Revenues</u>	<u>Estimated FY14 Expenditures and Encumbrances</u>	<u>Estimated FY14 Net Transfers</u>	<u>Estimated FY14 Ending Unencumbered Cash Balance</u>	<u>Balance in Excess of Program Needs</u>
Genrl Adm Svcs - Accounting & General Svcs	To receive funds from other divisions within the Department for implementing and providing management advisory services relating to recruitment activities, Return to Work program, employee work performance and conduct issues, and equal employment opportunity. To provide administrative services to the Wireless Enhanced 911 Board if a program administrator is not engaged.	Act 134, SLH 2013	U	\$ -	\$ 146,503.00	\$ 146,503.00		\$ -	\$ -
Parking Control	Assess and collect parking fees, maintain parking facilities, make rules and regulations to control and restrict parking on lands controlled by the Comptroller, and enforce parking rules and regulations.	Section 107.11, HRS	W	\$ 1,077,713.00	\$ 3,766,313.00	\$ 3,358,231.00		\$ 1,485,795.00	\$ -
Stadium Manager's Discretionary Fund	The fund authorizes expenditures at the discretion of the stadium manager for promotion and other stadium purposes.	Act 134, SLH 2013	B	\$ 132.00		\$ 2,500.00	\$ 2,500.00	\$ 132.00	\$ -
Works of Art Special Fund	To integrate art into the built environment.	Section 103-8.5, HRS	B	\$ 4,776,956.00	\$ 2,520,000.00	\$ 4,190,291.00		\$ 3,106,665.00	\$ -
Motor Pool	Acquire, operate, repair, maintain, store, and dispose of state-owned vehicles assigned to the motor pool.	Section 105-11, HRS	W	\$ 2,113,099.00	\$ 2,541,521.00	\$ 2,549,973.00		\$ 2,104,647.00	\$ -
State Risk Management Revolving Fund	To fund the program's operating costs and to pay for the cost of the statewide property, excess liability, and crime insurance policies; fund the State's self-insured automobile program; pay informal claims against the State, and fund the payment of property claims within the insurance deductible.	Section 41D-4, HRS	W	\$ 18,107,498.00	\$ 14,064,503.00	\$ 16,610,000.00		\$ 15,562,001.00	\$ -
Information Processing Services	Reimbursement for work performed for Federal and Special funded programs.	Act 134, SLH 2013	U	\$ 102,978.00	\$ 3,312,584.00	\$ 3,312,584.00		\$ 102,978.00	\$ -
Land Survey	To hire five (5) contract services positions which would enable the program to address the ongoing backlog.	Act 134, SLH 2013	U	\$ -	\$ 285,000.00	\$ 285,000.00		\$ -	\$ -
Central Services - Custodial Services	Fund is used to reimbursement the program for utility expenses associated with office/museum area assigned to the State Foundation on Culture and the Arts.	Act 134, SLH 2013	B	\$ -	\$ 58,744.00	\$ 58,744.00		\$ -	\$ -
Central Services-Bldg Repairs & Alterations	Fund is used to recoup maintenance and repair costs incurred at the AAFES Building.	Act 134/13	U	\$ -	\$ 100,000.00	\$ 100,000.00		\$ -	\$ -



Department of Accounting and General Services  
Non-General Fund Listing

Table 12

<u>Name of Fund</u>	<u>Purpose</u>	<u>Statutory Reference</u>	<u>MOF</u>	<u>Beginning FY14 Unencumbered Cash Balance</u>	<u>Estimated FY14 Revenues</u>	<u>Estimated FY14 Expenditures and Encumbrances</u>	<u>Estimated FY14 Net Transfers</u>	<u>Estimated FY14 Ending Unencumbered Cash Balance</u>	<u>Balance in Excess of Program Needs</u>
School R&M, Neighbor Island Districts	To provide additional unbudgeted services and support for the various public schools on the neighbor islands.	Act 134, SLH 2013	U	\$ -	\$ 1,500,000.00	\$ 1,500,000.00		\$ -	\$ -
Shared Services Technology Special Fund	Implements the information technology recommendations of Auditor's Report No. 09-06, establishes within the Office of the Governor a Chief Information Officer and information technology steering committee to organize, manage, and oversee statewide information technology governance.	Act 134, SLH 2013	U	\$ 511,929.00	\$ 821,027.00	\$ 821,027.00		\$ 511,929.00	\$ -
Access Hawaii Committee	To establish in the state treasury the Access Hawai'i Committee (AHC) special fund, into which shall be deposited \$8,000 per month administrative fees collected by ICSD from Hawaii Information Consortium, LLC for the purpose of supporting the AHC.	Act 101, SLH 2010	B	\$ 216,387.00		\$ 1,040.00		\$ 215,347.00	\$ -
Enhanced 911 Spl Fnd (Not S/T)	The purpose of the fund is to account for the collection of the surcharges from the wireless phone users and distribution of the funds to the Public Safety Answering Points (PSAPs) and wireless carriers to upgrade the 911 system to be able to identify and locate wireless 911 callers.	Section 138-3, HRS	B	\$ 9,347,748.00	\$ 9,050,000.00	\$ 11,067,697.00		\$ 7,330,051.00	\$ -
Parking Control Revolving Fund Escrow Acc	The escrow account was established to deposit 20% of revenues from parking facilities located on ceded land for the Office of Hawaiian Affairs (OHA).	Act 329, SLH 1997	W	\$ 37,304.00				\$ 37,304.00	\$ -
Employees Sequestered Funds	To accumulate monies garnished from employees' wages and to disburse as ordered by legal documents.	Section 653-11, HRS	T	\$ 48,624.00	\$ 55,000.00	\$ 55,000.00		\$ 48,624.00	\$ -
OHA Ceded Lands Proceeds	Established to record transfer of funds to the Office of Hawaiian Affairs (OHA).	Administratively Established	T	\$ -	\$ 29,102.00	\$ 29,102.00		\$ -	\$ -
Temporary Deposits - Administrative Services Office	The purpose of this trust fund is to account for the deposits of salary overpayment amounts collected from employees after the employee and the division have reached a mutual agreement regarding the repayment amount.	Administratively Established	T	\$ 20,225.00	\$ 5,000.00	\$ 3,000.00		\$ 22,225.00	\$ -

Department of Accounting and General Services  
Non-General Fund Listing

Table 12

<u>Name of Fund</u>	<u>Purpose</u>	<u>Statutory Reference</u>	<u>MOF</u>	<u>Beginning FY14 Unencumbered Cash Balance</u>	<u>Estimated FY14 Revenues</u>	<u>Estimated FY14 Expenditures and Encumbrances</u>	<u>Estimated FY14 Net Transfers</u>	<u>Estimated FY14 Ending Unencumbered Cash Balance</u>	<u>Balance in Excess of Program Needs</u>
Temporary Deposits - Automotive Management	Establish and account for gate card deposit fees collected from parking assignees. Deposits are returned to assignees upon cancellation of the parking assignment and the return of the gate card.	Administratively Established	T	\$ 67,710.00	\$ 16,520.00	\$ 12,860.00		\$ 71,370.00	\$ -
Temporary Deposits - Public Works	To accept bid deposits and deposits for plans and specifications.	Section 107-8, HRS	T	\$ 32,863.00	\$ -	\$ -		\$ 32,863.00	\$ -
State Foundation on Culture and the Arts	To support the SFCA in perpetuating culture and the arts in Hawaii. This is an account into which donations and private contributions, donations and Hawaii State Art Museum facility rental income are deposited.	Administratively Established	T	\$ 268,204.00	\$ 30,000.00	\$ 15,000.00		\$ 283,204.00	\$ -
Hawaii Election Campaign Fund	To administer the duties and responsibilities of the Campaign Spending Commission	Section 11-217, HRS	T	\$ 2,935,180.00	\$ 200,000.00	\$ 800,000.00		\$ 2,335,180.00	\$ -
Stadium Authority's Account (Not in S/T)	This fund accounts for receipts from the sale of admission tickets for events held at Aloha Stadium, including any money deposited with the Authority by users to assure the payment of charges.	Section 109-6, HRS	T	\$ 292,873.00	\$ 2,100,000.00	\$ 2,100,000.00		\$ 292,873.00	\$ -
Payroll Clearance Public Works	Agency account which was established to facilitate processing of payroll for project-funded staff on a timely basis.	Administratively Established	T	\$ -	\$ 6,590,000.00	\$ 6,590,000.00		\$ -	\$ -
Captain Cook Memorial Fund	To acquire originals or facsimiles of books, pamphlets, documents, or other articles of historical value relating to the life of Captain James Cook or connected with the history, discovery, and exploration of the Hawaiian Islands. To publish books, documents, or pamphlets relating to above.	Section 6E-33, HRS	T	\$ 3,850.00				\$ 3,850.00	\$ -
Central Payroll Clearance	This trust account serves as a clearing account to facilitate the processing, disbursement and reconciliation of the State's payroll.	Administratively Established	T	\$ 55,914.00	\$ 3,300,000,000.00	\$ 3,300,000,000.00		\$ 55,914.00	\$ -
Kamehameha Day Celebration-Donation/Gift	To commemorate the legacy of King Kamehameha I through culturally appropriate, culturally-relevant celebrations that are coordinated throughout various venues statewide.	Section 8-5, HRS	T	\$ 52.00		\$ 57,874.00	\$ 57,874.00	\$ 52.00	\$ -

Department of Accounting and General Services  
Non-General Fund Listing

Table 12

<u>Name of Fund</u>	<u>Purpose</u>	<u>Statutory Reference</u>	<u>MOF</u>	<u>Beginning FY14 Unencumbered Cash Balance</u>	<u>Estimated FY14 Revenues</u>	<u>Estimated FY14 Expenditures and Encumbrances</u>	<u>Estimated FY14 Net Transfers</u>	<u>Estimated FY14 Ending Unencumbered Cash Balance</u>	<u>Balance in Excess of Program Needs</u>
Hawaii FYI	The fund was established to account for a grant from the Ford Foundation. The general purpose of the Ford Foundation grant is expansion and improvement of public access to government information via the Hawaii FYI network.	Administratively Established	T	\$ 6.00		\$ 6.00		\$ -	\$ -
Temporary Deposits - Stadium Authority	This fund was established to temporarily hold scoreboard advertising receipts that will be subsequently distributed to the proper appropriation accounts.	Holding Account	T	\$ 615,000.00	\$ 525,000.00			\$ 1,140,000.00	\$ -
Nonpresentment of Warrants & Checks T/FD	This trust fund was established to pay claims on checks that were not presented for payment within the statutorily prescribed time. The balance at year-end is used to pay claims received in the subsequent year.	Section 40-68, HRS	T	\$ 500,000.00	\$ 300,000.00	\$ 300,000.00		\$ 500,000.00	\$ -
University of Hawaii Ticket Receipts	This fund was established to account for ticket receipts collected for events held at University of Hawaii facilities.	Administratively Established	T	\$ -	\$ 200.00	\$ 200.00		\$ -	\$ -
Donations for Voter Registration Drive	This fund was established in 1984 and managed by the Office of the Lieutenant Governor. At the time, the Lieutenant Governor served as the chief election officer. Since the lieutenant governor no longer serves as the chief election officer, the Office of Elections now manages the account. The funds are used for a voter registration campaign, educational programs, and the voter slogan contest.	Act 301, SLH 1983, Section 100	T	\$ 153.00				\$ 153.00	\$ -
Kamehameha Day Celebration-Donation/Gift	To commemorate the legacy of King Kamehameha I through culturally-appropriate, culturally-relevant celebrations that are coordinated throughout various venues statewide.	Section 8-5, HRS	T	\$ 26,861.00	\$ 120,510.00	\$ 80,000.00	\$ (57,874.00)	\$ 9,497.00	\$ -

Department of Accounting and General Services  
Vacancy Summary

Table 13

Prog ID/Org	MOF	All Established Positions					Salaries and Wages		
		Total Permanent FTE	Total Vacant Permanent FTE	Total Temporary FTE	Total Vacant Temporary FTE	% Vacant	Budgeted Amount for All Positions	Budgeted Amount for All Filled Positions	Approximate Vacancy Savings Rate
AGS-101/CA	A	6.00				0.0%	\$ 429,096.00	\$ 429,096.00	0.0%
AGS-102/CB	A	16.00				0.0%	\$ 645,564.00	\$ 645,564.00	0.0%
AGS-103/CC	A	13.00	2.00			15.4%	\$ 666,108.00	\$ 595,884.00	10.5%
AGS-104/BA	A	6.00				0.0%	\$ 410,100.00	\$ 410,100.00	0.0%
AGS-111/DA	A	16.00		2.00		0.0%	\$ 868,392.00	\$ 868,392.00	0.0%
AGS-130/EG	A	9.00	3.00	2.00		27.3%	\$ 484,756.00	\$ 345,000.00	28.8%
AGS-131/EA	A	7.00	1.00			14.3%	\$ 407,337.00	\$ 357,679.00	12.2%
AGS-131/EB	A	11.00				0.0%	\$ 794,520.00	\$ 794,520.00	0.0%
AGS-131/EC	A	32.00	3.00			9.4%	\$ 1,399,837.00	\$ 1,250,595.00	10.7%
AGS-131/ED	A	14.00	1.00			7.1%	\$ 872,652.00	\$ 797,784.00	8.6%
AGS-131/EE	A	24.00				0.0%	\$ 1,460,050.00	\$ 1,460,050.00	0.0%
AGS-131/EF	A	16.00				0.0%	\$ 1,014,168.00	\$ 1,014,168.00	0.0%
AGS-211/HA	A	10.00				0.0%	\$ 537,696.00	\$ 537,696.00	0.0%
AGS-221/IA	A	16.00				0.0%	\$ 1,106,064.00	\$ 1,106,064.00	0.0%
AGS-223/IB	A	4.00				0.0%	\$ 248,760.00	\$ 248,760.00	0.0%
AGS-231/FA	A	97.00	2.00			2.1%	\$ 3,424,536.00	\$ 3,333,600.00	2.7%
AGS-231/FB	A	9.00	1.00			11.1%	\$ 301,368.00	\$ 268,140.00	11.0%
AGS-231/FC	A	7.00				0.0%	\$ 225,036.00	\$ 225,036.00	0.0%
AGS-231/FD	A	4.00				0.0%	\$ 135,228.00	\$ 135,228.00	0.0%
AGS-231-FW	A	2.00		1.00		0.0%	\$ 170,068.00	\$ 170,068.00	0.0%
AGS-232/FE	A	21.00	1.00			4.8%	\$ 789,204.00	\$ 755,976.00	4.2%
AGS-232/FF	A	2.00				0.0%	\$ 66,456.00	\$ 66,456.00	0.0%
AGS-232/FG	A	4.00	1.00			25.0%	\$ 132,912.00	\$ 99,684.00	25.0%
AGS-233/FK	A	29.00	1.00			3.4%	\$ 1,527,828.00	\$ 1,405,356.00	8.0%
AGS-233/FL	A	2.00				0.0%	\$ 89,088.00	\$ 89,088.00	0.0%
AGS-233/FN	A	1.00				0.0%	\$ 44,544.00	\$ 44,544.00	0.0%
AGS-233FM	A	1.00				0.0%	\$ 44,544.00	\$ 44,544.00	0.0%
AGS-240/JA	A	22.00	9.00			40.9%	\$ 1,045,864.00	\$ 587,146.00	43.9%
AGS-807/FP	A	34.00	3.00			8.8%	\$ 1,506,084.00	\$ 1,415,304.00	6.0%
AGS-807/FQ	A	26.00	2.00			7.7%	\$ 1,189,128.00	\$ 1,142,892.00	3.9%
AGS-807/FR	A	19.00				0.0%	\$ 891,252.00	\$ 891,252.00	0.0%

Department of Accounting and General Services  
Vacancy Summary

Table 13

AGS-879/OA	A	15.50	0.50	8.44	6.44	29.0%	\$ 781,934.00	\$ 770,108.00	1.5%
AGS-901/AA	A	10.00				0.0%	\$ 670,314.00	\$ 670,314.00	0.0%
AGS-901/AB	A	11.00				0.0%	\$ 612,948.00	\$ 612,948.00	0.0%
AGS-901/AC	A	8.00				0.0%	\$ 408,624.00	\$ 408,624.00	0.0%
AGS-901/AE	A	5.00				0.0%	\$ 318,396.00	\$ 318,396.00	0.0%
AGS-130-EG	B	7.00	3.00			42.9%	\$ 578,188.00	\$ 432,188.00	25.3%
AGS-131-EA	B			1.00	1.00	100.0%	\$ 62,424.00		100.0%
AGS-881/LA	B	16.50	2.00			12.1%	\$ 725,382.00	\$ 648,207.00	10.6%
AGS-889/MA	B	38.50	3.50	2.00	1.00	11.1%	\$ 1,971,156.00	\$ 1,773,456.00	10.0%
AGS-879/OA	N	0.50	0.50	1.00		33.3%	\$ 46,830.00	\$ 35,004.00	25.3%
AGS-881/LA	N	5.00				0.0%	\$ 261,012.00	\$ 261,012.00	0.0%
AGS-818/KA	T			1.00		0.0%	\$ 45,996.00	\$ 45,996.00	0.0%
AGS-871/NA	T	5.00				0.0%	\$ 407,712.00	\$ 407,712.00	0.0%
AGS-131/EA	U	5.00	1.00			20.0%	\$ 307,911.00	\$ 246,329.00	20.0%
AGS-131/EB	U	1.00				0.0%	\$ 43,980.00	\$ 43,980.00	0.0%
AGS-131/EC	U	17.00	2.00			11.8%	\$ 725,207.00	\$ 625,713.00	13.7%
AGS-131/EE	U	10.00				0.0%	\$ 796,106.00	\$ 796,106.00	0.0%
AGS-901/AB	U	1.00	1.00			100.0%	\$ 55,500.00		100.0%
AGS-901/AC	U	1.00				0.0%	\$ 53,352.00	\$ 53,352.00	0.0%
AGS-203/AD	W	4.00				0.0%	\$ 244,044.00	\$ 244,044.00	0.0%
AGS-244/JC	W	5.00	2.00			40.0%	\$ 205,404.00	\$ 136,596.00	33.5%
AGS-251/GA	W	13.00	1.50			11.5%	\$ 587,826.00	\$ 513,132.00	12.7%
AGS-252/GB	W	27.00	5.50			20.4%	\$ 885,480.00	\$ 755,316.00	14.7%
		686.00	52.50	18.44	8.44		\$ 33,723,966.00	\$ 31,334,199.00	

Department of Accounting and General Services  
Vacant Positions as of November 30

Table 14

Prog ID	Date of Vacancy	Expected Fill Date	Position Number	Position Title	Exempt (Y/N)	SR Level	BU Code	Perm Temp (P/T)	FTE	MOF	Budgeted Amount	Actual Salary Last Paid	Authority to Hire (Y/N)	Occupied by 89 Day Hire (Y/N)	# of 89 Hire Appts	Describe if Filled by other Means	Priority # to Retain
AGS-130	New	1/2/2014	121103	Deputy CIO-OPS Exempt	Y	SRNA	73	P	1.00	A	\$ 56,000.00		Y	N			1
AGS-130	New	1/2/2014	121104	Deputy CIO-Business Exempt	Y	SRNA	73	P	1.00	A	\$ 56,000.00		Y	N			2
AGS-240	8/1/2013		12523	State Procurement Asst Admr	N	EM07	35	P	1.00	A	\$ 82,500.00	\$ 85,800.00	Y	N			3
AGS-233	12/31/2012		12945	Central Services Administrator	N	ES02	35	P	1.00	A	\$ 122,472.00	\$ 122,472.00	Y	N			4
AGS-221	8/1/2012	1/2/2014	42664**	Engineer (Bldgs) V	N	SR26	13	P	1.00	C		\$ 70,224.00	Y	N			5
AGS-221	6/1/2013	1/2/2014	17007**	Engineer (Bldgs) V	N	SR26	13	P	1.00	C		\$ 73,044.00	Y	N			6
AGS-221	8/16/2012		16870**	Building Constr. Insp. II	N	SR19	03	P	1.00	C		\$ 54,012.00	N	N			7
AGS-221	12/31/2007		21622**	Building Constr. Insp. II	N	SR19	03	P	1.00	C		\$ 51,936.00	N	N			8
AGS-103	New	1/2/2014	120982	Accountant VI	N	SR26	13	P	1.00	A	\$ 35,112.00		Y	N			9
AGS-103	New	1/2/2014	120983	Accountant V	N	SR24	13	P	1.00	A	\$ 35,112.00		Y	N			10
AGS-130	6/1/2013		120426	Senior IT Program Manager	Y	SRNA	73	P	1.00	B	\$ -	\$ 114,000.00	N	N			11
AGS-130	7/1/2013		120431	Senior IT Security Manager	Y	SRNA	73	P	1.00	B	\$ 73,000.00	\$ 110,244.00	Y	N			12
AGS-130	New		94008M	Procurement Asst, Exempt	Y	SRNA	73	P	1.00	A	\$ 27,500.00		N	N			13
AGS-130	New		94010M	Data Center PM, Exempt	Y	SRNA	73	P	1.00	A	\$ 50,000.00		N	N			14
AGS-130	New		94014M	Senior Project Manager, Exempt	Y	SRNA	73	P	1.00	A	\$ 35,000.00		N	N			15
AGS-130	New		94015M	Senior Project Manager, Exempt	Y	SRNA	73	P	1.00	A	\$ 35,000.00		N	N			16
AGS-130	New		94016M	Senior Project Manager, Exempt	Y	SRNA	73	P	1.00	A	\$ 35,000.00		N	N			17
AGS-130	New		94021M	Senior Enterprise Architect, Exempt	Y	SRNA	73	P	1.00	A	\$ 45,000.00		N	N			18
AGS-130	New		94024M	Junior Records Manager, Exempt	Y	SRNA	73	P	1.00	A	\$ 27,750.00		N	N			19
AGS-130	New		94033M	Administrative Serv Officer I	Y	SRNA	73	P	1.00	A	\$ 90,524.00		N	N			20
AGS-130	New		94034M	Secretary II	Y	SRNA	63	P	1.00	A	\$ 32,424.00		N	N			21
AGS-130	New		121040	Office Assistant IV	Y	SRNA	63	P	1.00	A	\$ 27,756.00		Y	N			22
AGS-130	New		94036M	Accountant V	Y	SRNA	73	P	1.00	A	\$ 51,312.00		N	N			23
AGS-130	New		94037M	Accountant IV	Y	SRNA	73	P	1.00	A	\$ 45,576.00		N	N			24
AGS-130	New		94038M	Account Clerk V	Y	SRNA	63	P	1.00	A	\$ 33,756.00		N	N			25
AGS-130	New		94039M	Program Budget Analyst IV	Y	SRNA	73	P	1.00	A	\$ 45,576.00		N	N			26
AGS-130	New		94040M	Purchasing Specialist V	Y	SRNA	73	P	1.00	A	\$ 51,312.00		N	N			27
AGS-130	New		94041M	Purchasing Specialist IV	Y	SRNA	73	P	1.00	A	\$ 45,576.00		N	N			28
AGS-130	New		94042M	Purchasing Specialist IV	Y	SRNA	73	P	1.00	A	\$ 45,576.00		N	N			29
AGS-130	New		94043M	Purchasing Specialist IV	Y	SRNA	73	P	1.00	A	\$ 45,576.00		N	N			30
AGS-130	New		94044M	Contracts Assistant II	Y	SRNA	63	P	1.00	A	\$ 33,756.00		N	N			31
AGS-130	New		94045M	Contracts Assistant II	Y	SRNA	63	P	1.00	A	\$ 33,756.00		N	N			32
AGS-130	New		94046M	Personnel Mgmt Specialist V	Y	SRNA	73	P	1.00	A	\$ 51,312.00		N	N			33
AGS-130	New		94047M	Personnel Clerk V	Y	SRNA	63	P	1.00	A	\$ 31,212.00		N	N			34
AGS-131	4/18/2011	1/31/2014	37859	Information Technol Mgr	N	EM05	35	P	1.00	A	\$ 71,760.00	\$ 74,868.00	Y	N	1		35
AGS-131	10/16/2013	1/31/2014	39577	Secretary III	N	SR16	63	P	1.00	A	\$ 39,480.00	\$ 41,040.00	Y	N			36

Department of Accounting and General Services  
Vacant Positions as of November 30

Table 14

Prog ID	Date of Vacancy	Expected Fill Date	Position Number	Position Title	Exempt (Y/N)	SR Level	BU Code	Perm Temp (P/T)	FTE	MOF	Budgeted Amount	Actual Salary Last Paid	Authority to Hire (Y/N)	Occupied by 89 Day Hire (Y/N)	# of 89 Hire Appts	Describe if Filled by other Means	Priority # to Retain
AGS-131	New	1/31/2014	120406	Access HI Comm Portal Prog Mgr	Y	SRNA		T	1.00	B	\$ 62,424.00		Y	N			37
AGS-131	10/1/2013	1/31/2014	12647	Computer Operator I	N	SR13	03	P	1.00	A	\$ 42,684.00	\$ 44,412.00	N	N			38
AGS-131	2/1/2012	1/31/2014	13700	Information Technol Mgr	N	EM05	35	P	1.00	A	\$ 71,760.00	\$ 90,780.00	Y	N			39
AGS-131	9/16/2013	1/31/2014	27570	Data Processing Control Clk I	N	SR12	03	P	1.00	A	\$ 31,212.00	\$ 32,424.00	Y	N			40
AGS-131	7/1/2013	1/31/2014	40648	Information Technol Spct V	N	SR24	23	P	1.00	A	\$ 73,044.00	\$ 73,044.00	Y	N			41
AGS-131	8/27/2013	1/31/2014	120508	Office Assistant IV	N	SR10	03	P	1.00	A	\$ 30,036.00	\$ 28,836.00	Y	N			42
AGS-131	11/1/2013	1/31/2014	11492	Information Technol Mgr	N	EM05	35	P	1.00	A	\$ 74,868.00	\$ 77,868.00	N	N			43
AGS-240	5/16/2013		92	Purchasing Spclt II	N	SR18	13	P	1.00	A	\$ 36,024.00	\$ 38,988.00	Y	N			44
AGS-240	10/16/2013		102618	Purchasing Spclt V	N	SR24	13	P	1.00	A	\$ 51,312.00	\$ 52,425.00	Y	N			45
AGS-240	11/1/2013		103254	Private Secretary	Y	SR22	63	P	1.00	A	\$ 68,388.00	\$ 71,112.00	Y	N			46
AGS-240	New		120801	Purchasing Spclt V	N	SR24	23	P	1.00	A	\$ 36,387.00		Y	N			47
AGS-240	New		120807	Purchasing Specialist V	N	SR24	23	P	1.00	A	\$ 36,387.00		Y	N			48
AGS-240	New		120808	Purchasing Spclt IV	N	SR22	13	P	1.00	A	\$ 32,319.00		Y	N			49
AGS-240	New		120824	Purchasing Spclt III	N	SR20	13	P	1.00	A	\$ 29,877.00		Y	N			50
AGS-901	10/1/2013	1/2/2014	3540	Accountant IV	N	SR22	13	P	1.00	U	\$ 55,500.00	\$ 57,720.00	Y	N			51
AGS-251	7/1/2013		13901	Automotive Technician I	N	BC11	01	P	1.00	W	\$ 47,928.00	\$ 47,928.00	Y	N			52
AGS-251	8/5/2013		48119	Automated Sysys Equip Tech I	N	BC14	01	P	0.50	W	\$ 26,766.00	\$ 26,766.00	Y	N			53
AGS-252	8/5/2013		48119	Automated Sysys Equip Tech I	N	BC14	01	P	0.50	W	\$ 26,766.00	\$ 26,766.00	Y	N			53
AGS-252	8/31/2011		48115	Parking & Security Officer II	N	SR10	03	P	1.00	W	\$ 35,064.00	\$ 35,064.00	Y	N			54
AGS-252			48118	Parking & Security Officer II	N	SR10	03	P	1.00	W	\$ 26,700.00	\$ 28,836.00	Y	N			55
AGS-252	New		120962	Parking & Security Officer II	N	SR10	03	P	1.00	W	\$ 13,878.00		N	N			56
AGS-252	New		120961	Parking & Security Officer II	N	SR10	03	P	1.00	W	\$ 13,878.00		N	N			57
AGS-252	New		120963	Office Assistant IV	N	SR10	03	P	1.00	W	\$ 13,878.00		N	N			58
AGS-244	3/1/2011		10428	Heavy Truck Driver	N	BC07	01	P	1.00	W	\$ 39,972.00	\$ 39,972.00	N	N			59
AGS-244	12/31/2010		10486	Account Clerk III	N	SR11	03	P	1.00	W	\$ 28,836.00	\$ 42,684.00	Y	N			60
AGS-231	12/31/2012		17060	Management Analyst II	N	SR18	13	P	1.00	A	\$ 57,708.00	\$ 57,708.00	Y	N			61
AGS-231	10/4/2013	1/2/2014	52308	Janitor II	N	BC02	01	P	1.00	A	\$ 33,228.00	\$ 33,888.00	Y	N			62
AGS-231	10/16/2013		15726	Janitor II	N	BC02	01	P	1.00	A	\$ 33,228.00	\$ 33,888.00	Y	N			63
AGS-232	10/5/2013		21598	Groundskeeper I	N	BC02	01	P	1.00	A	\$ 33,228.00	\$ 33,888.00	N	N			64
AGS-232	8/16/2013		48156	Groundskeeper I	N	BC02	01	P	1.00	A	\$ 33,228.00	\$ 33,228.00	Y	N			65
AGS-807	7/1/2013		21150	Painter I	N	BC09	01	P	1.00	A	\$ 44,544.00	\$ 44,544.00	Y	N			66
AGS-807	1/23/2012	1/2/2014	32520	Electrician I	N	BC10	01	P	1.00	A	\$ 46,236.00	\$ 46,236.00	Y	N			67
AGS-807	New		120631	Plumber I	N	BC10	01	P	1.00	A	\$ -		N	N			68
AGS-807	4/1/2013		21408	Plumber I	N	BC10	01	P	1.00	A	\$ 46,236.00	\$ 46,236.00	Y	N			69
AGS-807	8/16/2011		21414	Building Maintenance Worker I	N	BC09	01	P	1.00	A	\$ -	\$ 44,544.00	N	N			70
AGS-889	1/1/2010		27943	Scoreboard Supervisor	N	SR17	04	P	0.50	B	\$ 36,516.00	\$ 18,258.00	N	N			71
AGS-889	10/27/2010		27944	Engineer (Bldgs) VI	N	SR28	23	P	1.00	B	\$ 62,424.00	\$ 82,128.00	Y	Y	5		72
AGS-889	3/1/2012		27949	Janitor II	N	BC02	01	P	1.00	B	\$ 33,228.00	\$ 33,228.00	N	N			73
AGS-889	7/1/2013		27955	Electrician II	N	WS10	01	P	1.00	B	\$ 48,960.00	\$ 48,960.00	N	N			74
AGS-889	6/30/2011		27957	Welder I	N	BC10	01	P	1.00	B	\$ 46,236.00	\$ 46,236.00	N	N			75
AGS-889	7/1/2005		107518	Stad Swap Meet Trf & Pkg Coord	Y	SRNA	04	T	1.00	B	\$ 32,760.00	\$ 32,760.00	N	N			76

Department of Accounting and General Services  
 Vacant Positions as of November 30

Table 14

Prog ID	Date of Vacancy	Expected Fill Date	Position Number	Position Title	Exempt (Y/N)	SR Level	BU Code	Perm Temp (P/T)	FTE	MOF	Budgeted Amount	Actual Salary Last Paid	Authority to Hire (Y/N)	Occupied by 89 Day Hire (Y/N)	# of 89 Hire Appts	Describe if Filled by other Means	Priority # to Retain
AGS-881	6/5/2013		27869	Arts Program Specialist IV	N	SR22	13	P	1.00	B	\$ 45,576.00	\$ 47,400.00	Y	N			77
AGS-881	1/1/2010		45697	Information Specialist III	N	SR20	13	P	1.00	B	\$ 31,599.00	\$ 49,332.00	Y	N			78
AGS-879	1/2/2009		106053	Election Assistant (POPS)	Y	SRNA	63	P	0.50	A	\$ 11,826.00	\$ 22,750.00	Y	N			79
AGS-879	1/2/2009		106053	Election Assistant (POPS)	Y	SRNA	63	P	0.50	N	\$ 11,826.00	\$ 22,750.00	Y	N			79
AGS-879	1/2/2013		101161	Election Specialist (BOPS)	Y	SRNA	63	T	0.50	A	\$ -	\$ 13,140.00	Y	N			80
AGS-879	12/1/2012		101164	Election Clerk	Y	SRNA	63	T	0.50	A	\$ -	\$ 10,400.00	N	N			81
AGS-879	1/2/2013		101882	Election Assistant (POPS)	Y	SRNA	63	T	0.50	A	\$ -	\$ 11,826.00	N	N			82
AGS-879	1/2/2013		101884	Election Assistant (POPS)	Y	SRNA	63	T	0.50	A	\$ -	\$ 11,826.00	N	N			83
AGS-879	1/2/2013		101885	Election Specialist (CCOP)	Y	SRNA	63	T	0.50	A	\$ -	\$ 13,140.00	N	N			84
AGS-879	10/16/2006		101887	Hotline Operator (VS)	Y	SRNA	63	T	0.21	A	\$ -	\$ 3,909.00	N	N			85
AGS-879	12/15/2006		105760	Election Clerk (P/T)	Y	SRNA	63	T	0.21	A	\$ -	\$ 3,909.00	N	N			86
AGS-879	7/3/2012		105761	Election Logistics Worker	Y	SRNA	61	T	0.42	A	\$ -	\$ 8,064.00	N	N			87
AGS-879	11/8/2012		105763	Election Logistics Worker	Y	SRNA	61	T	0.42	A	\$ -	\$ 8,064.00	N	N			88
AGS-879	1/2/2009		105764	Election Logistics Worker	Y	SRNA	61	T	0.42	A	\$ -	\$ 8,064.00	N	N			89
AGS-879	11/25/2008		105765	Election Logistics Worker	Y	SRNA	61	T	0.42	A	\$ -	\$ 8,063.00	N	N			90
AGS-879	12/1/2012		105925	Election Clerk	Y	SRNA	63	T	0.50	A	\$ -	\$ 9,984.00	N	N			91
AGS-879	12/1/2012		105928	Election Clerk	Y	SRNA	63	T	0.21	A	\$ -	\$ 4,415.00	N	N			92
AGS-879	11/17/2008		105929	Hotline Operator	Y	SRNA	63	T	0.21	A	\$ -	\$ 4,244.00	N	N			93
AGS-879	12/1/2012		105932	Election Clerk	Y	SRNA	63	T	0.50	A	\$ -	\$ 10,512.00	N	N			94
AGS-879	12/1/2012		105933	Hotline Operator	Y	SRNA	63	T	0.21	A	\$ -	\$ 4,244.00	N	N			95
AGS-879	11/21/2006		106236	Hotline Operator	Y	SRNA	63	T	0.21	A	\$ -	\$ 3,778.00	N	N			96
									84.94								
**CIP positions are budgeted as a lump sum																	



Department of Accounting and General Services  
Personnel Separations

Table 15

Prog ID/Org	Separation Date	Position Number	Position Title	Exempt (Y/N)	SR Level	BU Code	T/P	MOF	Budgeted FTE	Budgeted Salary	Actual FTE	Actual Salary
AGS871NA	6/30/2011	100685	GENERAL TECHNICIAN	Y	SRNA	63	Perm	T	1.00	\$ 52,188.00	1.00	\$ 52,188.00
AGS103CC	6/30/2011	022959	ACCOUNTANT (FUNDS CONTROL) V	N	SR24	13	Perm	A	1.00	\$ 55,500.00	1.00	\$ 67,488.00
AGS889MA	7/22/2011	027942	ASSISTANT STADIUM AUTH EVENTS MGR	N	SR24	23	Perm	B	1.00	\$ 53,352.00	1.00	\$ 50,688.00
AGS103CC	7/29/2011	033892	SECRETARY II	N	SR14	03	Perm	A	1.00	\$ 42,684.00	1.00	\$ 40,548.00
AGS807FQ	7/29/2011	043693	BLDG MAINTENANCE SUPV I	N	F109	02	Perm	A	1.00	\$ 50,520.00	1.00	\$ 48,000.00
AGS103CC	7/31/2011	010010	ACCOUNTANT (FUNDS CONTROL) V	N	SR22	13	Perm	A	1.00	\$ 60,024.00	1.00	\$ 57,024.00
AGS131EA	8/12/2011	003275	ADMINISTRATIVE SERVICES ASSISTANT	N	SR22	13	Perm	A	1.00	\$ 51,312.00	1.00	20.82/HR
AGS221IA	8/15/2011	017013**	OFFICE ASSISTANT III	N	SR08	03	Perm	C	1.00		1.00	\$ 37,512.00
AGS111DA	8/15/2011	041403	ARCHIVIST III	N	SR20	13	Perm	A	1.00	\$ 42,132.00	1.00	\$ 40,020.00
AGS807FQ	8/15/2011	021414	BUILDING MAINTENANCE WORKER I	N	BC09	01	Perm	A	1.00	\$ 44,544.00	1.00	\$ 44,544.00
AGS131EA	8/18/2011	022015	OFFICE ASSISTANT III	N	SR08	03	Perm	A	1.00	\$ 39,480.00	1.00	\$ 32,064.00
AGS240JA	8/31/2011	052276	MANAGEMENT ANALYST IV	N	SR22	13	Perm	A	1.00	\$ 53,352.00	1.00	\$ 50,688.00
AGS252GB	8/31/2011	048118	PARKING & SECURITY OFFICER I	N	SR09	03	Perm	W	1.00	\$ 26,700.00	1.00	12.20/HR
AGS251GA	9/1/2011	041306	AUTOMOTIVE SVCS OPTNS SUPVR	N	SR24	84	Perm	W	0.50	\$ 34,194.00	0.50	\$ 32,484.00
AGS252GB	9/1/2011	041306	AUTOMOTIVE SVCS OPTNS SUPVR	N	SR24	84	Perm	W	0.50	\$ 34,194.00	0.50	\$ 32,484.00
AGS807FP	9/30/2011	021175	ACCOUNT CLERK III	N	SR11	03	Perm	A	1.00	\$ 33,744.00	1.00	\$ 36,072.00
AGS252GB	10/31/2011	041117	OFFICE ASSISTANT IV	N	SR10	03	Perm	W	1.00	\$ 36,516.00	1.00	\$ 34,692.00
AGS807FP	10/31/2011	021166	CABINETMAKER I	N	BC10	01	Perm	A	1.00	\$ 46,236.00	1.00	\$ 46,236.00
AGS807FQ	10/31/2011	043780	ELECTRICIAN II	N	WS10	01	Perm	A	1.00	\$ 48,960.00	1.00	\$ 48,960.00
AGS901AA	10/31/2011	100123	COMPTRROLLER	Y	SRNA	00	Perm	A	1.00	\$ 133,536.00	1.00	\$ 108,972.00
AGS232FE	11/13/2011	006810	GROUNDSKEEPER I	N	BC02	01	Perm	A	1.00	\$ 33,228.00	1.00	\$ 33,228.00
AGS221IA	11/15/2011	036447**	OFFICE ASSISTANT IV	N	SR10	03	Perm	C	1.00		1.00	\$ 36,072.00
AGS221IA	11/15/2011	012584	ENGINEER VI	N	SR28	23	Perm	A	1.00	\$ 88,848.00	1.00	\$ 84,408.00
AGS231FB	11/30/2011	017436	JANITOR II	N	BC02	01	Perm	A	0.50	\$ 16,614.00	0.50	\$ 16,614.00
AGS231FB	11/30/2011	035254	JANITOR II	N	BC02	01	Perm	A	0.50	\$ 16,614.00	0.50	\$ 16,614.00
AGS231FA	11/30/2011	011879	JANITOR III	N	WS02	01	Perm	A	1.00	\$ 35,544.00	1.00	\$ 35,544.00
AGS102CB	11/30/2011	022960	OFFICE ASSISTANT IV	N	SR10	03	Perm	A	1.00	\$ 42,684.00	1.00	\$ 40,548.00
AGS231FC	12/16/2011	030217	JANITOR II	N	BC02	01	Perm	A	1.00	\$ 33,228.00	1.00	\$ 33,228.00
AGS232FE	12/30/2011	021598	GROUNDSKEEPER I	N	BC02	01	Perm	A	1.00	\$ 33,228.00	1.00	\$ 33,228.00
AGS231FC	12/30/2011	016015	JANITOR II	N	BC02	01	Perm	A	1.00	\$ 33,228.00	1.00	\$ 33,228.00
AGS881LA	12/30/2011	100256	EXECUTIVE DIRECTOR, SFCA	Y	SRNA	93	Perm	N	0.50	\$ 48,450.00	0.50	\$ 46,026.00

Department of Accounting and General Services  
Personnel Separations

Table 15

Prog ID/Org	Separation Date	Position Number	Position Title	Exempt (Y/N)	SR Level	BU Code	T/P	MOF	Budgeted FTE	Budgeted Salary	Actual FTE	Actual Salary
AGS881LA	12/30/2011	100256	EXECUTIVE DIRECTOR, SFCA	Y	SRNA	93	Perm	N	0.50	\$ 48,450.00	0.50	\$ 46,026.00
AGS131ED	12/30/2011	039551	INFORMATION TECHNOL SPCLT IV	N	SR22	13	Perm	A	1.00	\$ 75,960.00	1.00	\$ 48,744.00
AGS131EC	12/30/2011	026791	INFORMATION TECHNOL SPCLT II	N	SR18	13	Perm	A	1.00	\$ 53,352.00	1.00	\$ 50,688.00
AGS807FP	12/30/2011	021135	BLDG CONSTR & MTNCE SUPVR I	N	F110	02	Perm	A	1.00	\$ 53,616.00	1.00	\$ 50,940.00
AGS102CB	12/30/2011	003545	CLAIMS PRE-AUDIT SUPERVISOR	N	SR22	23	Perm	A	1.00	\$ 62,424.00	1.00	\$ 59,304.00
AGS131EF	12/30/2011	043176	INFORMATION TECHNOL SPCLT V	N	SR24	13	Perm	A	1.00	\$ 67,488.00	1.00	\$ 64,116.00
AGS901AA	12/30/2011	024151	ENGINEERING PROGRAM MGR	N	EM07	35	Perm	A	1.00	\$ 101,820.00	1.00	\$ 96,732.00
AGS103CC	1/13/2012	003547	ACCOUNTING SYSTEM MANAGER	N	EM05	35	Perm	A	1.00	\$ 91,752.00	1.00	32.78/HR
AGS233FL	1/16/2012	046597	CARPENTER I	N	BC09	01	Perm	A	1.00	\$ 44,544.00	1.00	\$ 44,544.00
AGS807FQ	1/16/2012	021410	ELECTRICIAN I	N	BC10	01	Perm	A	1.00	\$ 46,236.00	1.00	\$ 46,236.00
AGS807FQ	1/16/2012	021411	CARPENTER II	N	WS09	01	Perm	A	1.00	\$ 47,268.00	1.00	\$ 47,268.00
AGS807FP	1/22/2012	032520	ELECTRICIAN I	N	BC10	01	Perm	A	1.00	\$ 46,236.00	1.00	\$ 46,236.00
AGS111DA	1/31/2012	012953	OFFICE ASSISTANT III	N	SR08	03	Perm	A	1.00	\$ 33,756.00	1.00	\$ 32,064.00
AGS102CB	1/31/2012	012705	PRE-AUDIT CLERK III	N	SR15	03	Perm	A	1.00	\$ 39,480.00	1.00	\$ 37,512.00
AGS807FP	1/31/2012	021149	BUILDING MAINTENANCE WORKER I	N	BC09	01	Perm	A	1.00	\$ 44,544.00	1.00	\$ 44,544.00
AGS807FQ	1/31/2012	017201	PLUMBER II	N	WS10	01	Perm	A	1.00	\$ 48,960.00	1.00	\$ 48,960.00
AGS211HA	1/31/2012	002748	LAND BOUNDARY SURVEYOR IV	N	SR24	23	Perm	A	1.00	\$ 53,352.00	1.00	\$ 50,688.00
AGS101CA	1/31/2012	014994	ACCOUNTANT V	N	SR24	13	Perm	A	1.00	\$ 67,488.00	1.00	\$ 64,116.00
AGS221IA	1/31/2012	044873**	ENGINEER V	N	SR26	13	Perm	C	1.00		1.00	\$ 64,116.00
AGS211HA	1/31/2012	002743	LAND BOUNDARY SURVEYOR V	N	SR26	23	Perm	A	1.00	\$ 73,044.00	1.00	\$ 69,396.00
AGS807FR	1/31/2012	018117	ENGINEER V	N	SR26	23	Perm	A	1.00	\$ 75,960.00	1.00	\$ 72,168.00
AGS221IA	1/31/2012	042619**	PUBLIC WORKS MANAGER	N	EM07	35	Perm	C	1.00		1.00	\$ 76,332.00
AGS131EC	1/31/2012	013700	INFORMATION TECHNOL MGR	N	EM05	35	Perm	A	1.00	\$ 95,556.00	1.00	\$ 90,780.00
AGS901AA	1/31/2012	112709**	PLANNING & POLICY ANALYST	Y	SRNA	73	Temp	C	1.00		1.00	\$ 99,588.00
AGS901AA	1/31/2012	100123	COMPTRROLLER	Y	SRNA	00	Perm	A	1.00	\$ 133,536.00	1.00	\$ 108,972.00
AGS221IA	1/31/2012	005886	PUBLIC WORKS ADMINISTRATOR	N	ES03	35	Perm	A	1.00	\$ 129,180.00	1.00	\$ 122,724.00

Department of Accounting and General Services  
Personnel Separations

Table 15

<u>Prog ID/Org</u>	<u>Separation Date</u>	<u>Position Number</u>	<u>Position Title</u>	<u>Exempt (Y/N)</u>	<u>SR Level</u>	<u>BU Code</u>	<u>T/P</u>	<u>MOF</u>	<u>Budgeted FTE</u>	<u>Budgeted Salary</u>	<u>Actual FTE</u>	<u>Actual Salary</u>
AGS231FA	2/15/2012	001259	JANITOR II	N	BC02	01	Perm	A	1.00	\$ 33,228.00	1.00	\$ 33,228.00
AGS807FP	2/15/2012	021161	ENGINEER V	N	SR26	13	Perm	A	1.00	\$ 51,312.00	1.00	\$ 52,728.00
AGS889MA	2/25/2012	027963	STADIUM TRAF & PRKG CONT SUPVR	N	SR18	84	Perm	B	1.00	\$ 44,412.00	1.00	17.34/HR
AGS889MA	2/29/2012	027949	JANITOR II	N	BC02	01	Perm	B	1.00	\$ 33,228.00	1.00	\$ 33,228.00
AGS102CB	2/29/2012	027109	PRE-AUDIT CLERK II	N	SR13	03	Perm	A	1.00	\$ 35,064.00	1.00	\$ 35,064.00
AGS807FQ	2/29/2012	021415	BLDG MAINTENANCE WORKER II	N	WS09	01	Perm	A	1.00	\$ 47,268.00	1.00	\$ 47,268.00
AGS131EE	2/29/2012	037517	INFORMATION TECHNOL SPCLT III	N	SR22	13	Perm	A	1.00	\$ 53,352.00	1.00	\$ 53,352.00
AGS879OA	3/15/2012	100456	GENERAL PROFESSIONAL V	N	SRNA	73	Perm	A	1.00	\$ 51,312.00	1.00	\$ 51,312.00
AGS131EA	3/30/2012	039577	SECRETARY III	N	SR16	63	Perm	A	1.00	\$ 48,048.00	1.00	\$ 48,048.00
AGS231FA	3/30/2012	019039	SECRETARY IV	N	SR18	63	Perm	A	1.00	\$ 56,172.00	1.00	\$ 56,172.00
AGS901AC	3/30/2012	045371	PERSONNEL MGMT SPECIALIST IV	N	SR22	73	Perm	A	1.00	\$ 57,708.00	1.00	\$ 57,708.00
AGS203AD	3/30/2012	002739	RISK MANAGEMENT OFFICER	N	SR28	73	Perm	W	1.00	\$ 78,984.00	1.00	\$ 78,984.00
AGS879OA	3/30/2012	032781	OFFICE ASSISTANT III	N	SR08	63	Perm	A	1.00	\$ 33,756.00	1.00	12.34/HR
AGS901AA	3/30/2012	024151	ENGINEERING PROGRAM MGR	N	EM07	35	Perm	A	1.00	\$ 101,820.00	1.00	38.03/HR
AGS889MA	4/1/2012	027938	SECRETARY III	N	SR12	03	Perm	B	1.00	\$ 35,064.00	1.00	\$ 35,064.00
AGS232FE	4/1/2012	004372	SECRETARY II	N	SR14	63	Perm	A	1.00	\$ 39,480.00	1.00	\$ 39,480.00
AGS221IA	4/1/2012	052296**	BUILDING CONST INSPECTOR II	N	SR19	03	Perm	C	1.00		1.00	\$ 39,480.00
AGS131EC	4/1/2012	040588	COMPUTER OPERATOR II	N	SR15	03	Perm	A	1.00	\$ 44,412.00	1.00	\$ 44,412.00
AGS879OA	4/5/2012	120301	ADMIN ASST REAAP PROJECT OFC	Y	SRNA	73	Temp	A	1.00	\$ 37,502.00	1.00	\$ 49,992.00
AGS879OA	4/5/2012	120300	REAAPORTIONMENT SECRETARY	Y	SRNA	63	Temp	A	1.00	\$ 30,000.00	1.00	20.24/HR
AGS102CB	4/15/2012	028819	PRE-AUDIT CLERK II	N	SR13	03	Perm	A	1.00	\$ 33,756.00	1.00	\$ 33,756.00
AGS131EC	4/15/2012	027570	DATA PROCESSING CONTROL CLK I	N	SR12	03	Perm	A	1.00	\$ 44,412.00	1.00	\$ 33,756.00
AGS131EC	4/15/2012	011831	COMPUTER OPERATOR II	N	SR15	03	Perm	A	1.00	\$ 51,936.00	1.00	\$ 36,516.00
AGS131EC	4/15/2012	018970	COMPUTER OPERATOR III	N	SR17	03	Perm	A	1.00	\$ 56,172.00	1.00	\$ 41,040.00
AGS131EC	4/15/2012	027467	COMPUTER OPERATOR II	N	SR15	03	Perm	A	1.00	\$ 42,684.00	1.00	\$ 42,684.00
AGS807FQ	4/15/2012	021407	BUILDING MAINTENANCE WORKER I	N	BC09	01	Perm	A	1.00	\$ 44,544.00	1.00	\$ 44,544.00
AGS807FQ	4/15/2012	021393	CARPENTER I	N	BC09	01	Perm	A	1.00	\$ 44,544.00	1.00	\$ 44,544.00
AGS807FQ	4/15/2012	047641	PLUMBER I	N	BC10	01	Perm	A	1.00	\$ 46,236.00	1.00	\$ 46,236.00

Department of Accounting and General Services  
Personnel Separations

Table 15

<u>Prog ID/Org</u>	<u>Separation Date</u>	<u>Position Number</u>	<u>Position Title</u>	<u>Exempt (Y/N)</u>	<u>SR Level</u>	<u>BU Code</u>	<u>T/P</u>	<u>MOF</u>	<u>Budgeted FTE</u>	<u>Budgeted Salary</u>	<u>Actual FTE</u>	<u>Actual Salary</u>
AGS231FA	4/19/2012	028789	JANITOR II	N	BC02	01	Perm	A	1.00	\$ 33,228.00	1.00	\$ 33,228.00
AGS252GB	4/20/2012	041117	OFFICE ASSISTANT IV	N	SR10	03	Perm	W	1.00	\$ 36,516.00	1.00	\$ 27,756.00
AGS901AA	4/29/2012	100124	DEPUTY COMPTRROLLER	Y	SRNA	00	Perm	A	1.00	\$ 59,346.00	1.00	\$ 97,524.00
AGS231FA	4/30/2012	120442	JANITOR II	N	BC02	61	Vicing	A			1.00	15.98/HR
AGS807FR	5/8/2012	018117	ENGINEER V	N	SR26	73	Perm	A	1.00	\$ 75,960.00	1.00	26.68/HR
AGS131EC	5/15/2012	026791	INFORMATION TECHNOL SPCLT IV	N	SR20	13	Perm	A	1.00	\$ 53,352.00	1.00	\$ 43,824.00
AGS131EF	5/18/2012	039816	INFORMATION TECHNOL SPCLT V	N	SR24	73	Perm	A	1.00	\$ 62,424.00	1.00	24.67/HR
AGS879OA	5/25/2012	101164	ELECTION CLERK	Y	SRNA	63	Temp	A	0.50	\$ 10,080.00	1.00	10.00/HR
AGS131EA	5/25/2012	120458	ASSISTANT ADMINISTRATOR (VICING)	N	EM06	35	Vicing	A			1.00	36.22/HR
AGS240JA	5/29/2012	052276	MANAGEMENT ANALYST IV	N	SR22	73	Perm	A	1.00	\$ 53,352.00	1.00	21.91/HR
AGS879OA	5/31/2012	105925	ELECTION CLERK	Y	SRNA	63	Temp	A	1.00	\$ 6,400.00	1.00	\$ 21,024.00
AGS901AB	5/31/2012	019170	PRE-AUDIT CLERK I	N	SR11	03	Perm	A	1.00	\$ 28,836.00	1.00	\$ 27,396.00
AGS901AA	6/5/2012	100012	PRIVATE SECRETARY III	N	SR24	63	Perm	A	1.00	\$ 60,744.00	1.00	\$ 58,440.00
AGS807FR	6/14/2012	018117	ENGINEER V	N	SR26	73	Perm	A	1.00	\$ 75,960.00	1.00	26.68/HR
AGS221IA	6/15/2012	042662**	ENGINEER VI	N	SR28	23	Perm	C	1.00		1.00	\$ 72,168.00
AGS231FA	6/30/2012	120442	JANITOR II	N	BC02	61	Vicing	A			1.00	15.98/HR
AGS131EA	7/1/2012	022015	OFFICE ASSISTANT III	N	SR08	03	Perm	A	1.00	\$ 39,480.00	1.00	\$ 27,756.00
AGS879OA	7/3/2012	105761	ELECTION LOGISTICS WORKER	Y	SRNA	61	Temp	A	0.42	\$ 9,600.00	1.00	\$ 21,024.00
AGS889MA	7/8/2012	027963	STADIUM TRAF & PRKG CONT SUPVR	N	SR18	84	Perm	B	1.00	\$ 44,412.00	1.00	18.25/HR
AGS131EC	7/15/2012	023562	DATA ENTRY OPERATOR I	N	SR08	03	Perm	A	1.00	\$ 30,036.00	1.00	\$ 30,036.00
AGS131ED	7/15/2012	039816	INFORMATION TECHNOL SPCLT V	N	SR24	13	Perm	A	1.00	\$ 62,424.00	1.00	\$ 55,500.00
AGS102CB	7/23/2012	027109	PRE AUDIT CLERK II	N	SR13	03	Perm	A	1.00	\$ 35,064.00	1.00	15.01/HR
AGS131EA	7/27/2012	037859	INFORMATION TECHNOL MGR	N	EM05	35	Perm	A	1.00	\$ 74,868.00	1.00	34.50/HR
AGS231FA	7/31/2012	034888	JANITOR II	N	BC02	01	Perm	A	1.00	\$ 33,228.00	1.00	\$ 33,228.00
AGS231FA	7/31/2012	018979	JANITOR III	N	WS02	01	Perm	A	1.00	\$ 35,544.00	1.00	\$ 35,544.00
AGS233FM	7/31/2012	046917	CARPENTER I	N	BC09	01	Perm	A	1.00	\$ 44,544.00	1.00	\$ 44,544.00
AGS101CA	7/31/2012	036407	ACCOUNTANT IV	N	SR22	13	Perm	A	1.00	\$ 53,352.00	1.00	\$ 53,352.00
AGS131ED	7/31/2012	039553	INFORMATION TECHNOL SPCLT V	N	SR24	13	Perm	A	1.00	\$ 55,500.00	1.00	\$ 55,500.00
AGS103CC	7/31/2012	010010	ACCOUNTANT IV	N	SR22	13	Perm	A	1.00	\$ 60,024.00	1.00	\$ 60,024.00
AGS221IA	7/31/2012	042664**	ENGINEER V	N	SR26	13	Perm	C	1.00		1.00	\$ 70,224.00

Department of Accounting and General Services  
Personnel Separations

Table 15

Prog ID/Org	Separation Date	Position Number	Position Title	Exempt (Y/N)	SR Level	BU Code	T/P	MOF	Budgeted FTE	Budgeted Salary	Actual FTE	Actual Salary
AGS879OA	8/15/2012	105765	ELECTION LOGISTICS WORKER	Y	SRNA	61	Temp	A	0.42	\$ 8,000.00	1.00	\$ 19,200.00
AGS251GA	8/15/2012	041124	OFFICE ASSISTANT III	N	SR08	03	Perm	W	1.00	\$ 35,064.00	1.00	\$ 35,064.00
AGS221IA	8/15/2012	016870**	BUILDING CONST INSPECTOR II	N	SR19	03	Perm	C	1.00		1.00	\$ 54,012.00
AGS131EA	8/15/2012	037859	INFORMATION TECHNOL MGR	N	EM05	35	Perm	A	1.00	\$ 74,868.00	1.00	34.50/HR
AGS131EF	8/16/2012	043176	INFORMATION TECHNOL SPCLT V	N	SR24	73	Perm	A	1.00	\$ 67,488.00	1.00	24.67/HR
AGS233FK	8/20/2012	118752	BLDG CONSTR & MTNCE SUPVR I	N	F110	02	Perm	A	1.00	\$ 50,520.00	1.00	\$ 50,520.00
AGS879OA	8/24/2012	101164	ELECTION CLERK	Y	SRNA	63	Temp	A	0.50	\$ 10,080.00	1.00	10.00/HR
AGS131EA	8/24/2012	120458	ASSISTANT ADMINISTRATOR (VICING)	N	EM06	35	Vicing	A			1.00	36.22/HR
AGS240JA	8/27/2012	052276	MANAGEMENT ANALYST IV	N	SR22	73	Perm	A	1.00	\$ 53,352.00	1.00	21.91/HR
AGS231FA	8/31/2012	011881	JANITOR II	N	BC02	01	Perm	A	1.00	\$ 33,228.00	1.00	\$ 33,228.00
AGS889MA	9/3/2012	048140	PERSONNEL CLERK V	N	SR13	63	Perm	B	1.00	\$ 41,040.00	1.00	\$ 41,040.00
AGS879OA	9/4/2012	101889	INFO COMM SYSTEMS ANALYST	Y	SRNA	73	Temp	A	1.00	\$ 32,448.00	1.00	\$ 39,756.00
AGS881LA	9/13/2012	026529	ARTS PROGRAM SPECIALIST III	N	SR20	73	Perm	B	1.00	\$ 43,824.00	1.00	20.26/HR
AGS881LA	9/13/2012	026529	ARTS PROGRAM SPECIALIST III	N	SR20	73	Perm	B	1.00	\$ 43,824.00	1.00	20.26/HR
AGS901AC	9/16/2012	041669	PERSONNEL CLERK V	N	SR13	63	Perm	A	1.00	\$ 48,048.00	1.00	\$ 48,048.00
AGS240JA	9/21/2012	012950	GENERAL PROFESSIONAL V	N	SR24	73	Perm	A	1.00	\$ 45,576.00	1.00	24.67/HR
AGS252GB	9/28/2012	021369	PARKING & SECURITY OFFICER II	N	SR10	03	Perm	W	1.00	\$ 32,424.00	1.00	\$ 32,424.00
AGS901AA	9/28/2012	024151	ENGINEERING PROGRAM MGR	N	EM07	35	Perm	A	1.00	\$ 101,820.00	1.00	38.03/HR
AGS231FA	9/30/2012	012618	JANITOR II	N	BC02	01	Perm	A	1.00	\$ 33,228.00	1.00	\$ 33,228.00
AGS131EF	10/6/2012	043176	INFORMATION TECHNOL SPCLT V	N	SR24	73	Perm	A	1.00	\$ 67,488.00	1.00	24.67/HR
AGS807FQ	10/15/2012	017201	PLUMBER II	N	WS10	01	Perm	A	1.00	\$ 48,960.00	1.00	\$ 48,960.00
AGS102CB	10/19/2012	027109	PRE AUDIT CLERK II	N	SR13	03	Perm	A	1.00	\$ 35,064.00	1.00	15.01/HR
AGS221IA	10/31/2012	017050**	BUILDING CONST INSPECTOR II	N	SR19	03	Perm	C	1.00		1.00	\$ 41,040.00
AGS233FK	10/31/2012	021617	ELECTRICIAN II	N	WS10	01	Perm	A	1.00	\$ 48,960.00	1.00	\$ 48,960.00
AGS879OA	10/31/2012	101154	SECTION HEAD (VS)	Y	SRNA	73	Temp	A	1.00	\$ 51,874.00	1.00	\$ 51,873.96
AGS221IA	10/31/2012	001373**	ENGINEER VI	N	SR28	23	Perm	C	1.00		1.00	\$ 78,984.00

Department of Accounting and General Services  
Personnel Separations

Table 15

<u>Prog ID/Org</u>	<u>Separation Date</u>	<u>Position Number</u>	<u>Position Title</u>	<u>Exempt (Y/N)</u>	<u>SR Level</u>	<u>BU Code</u>	<u>T/P</u>	<u>MOF</u>	<u>Budgeted FTE</u>	<u>Budgeted Salary</u>	<u>Actual FTE</u>	<u>Actual Salary</u>
AGS807FP	10/31/2012	021161	ENGINEER V	N	SR26	73	Perm	A	1.00	\$ 51,312.00	1.00	26.68/HR
AGS879OA	11/7/2012	105763	ELECTION LOGISTICS WORKER	Y	SRNA	61	Temp	A	0.42	\$ 9,600.00	1.00	\$ 19,200.00
AGS102CB	11/14/2012	027109	PRE AUDIT CLERK II	N	SR13	63	Perm	A	1.00	\$ 35,064.00	1.00	15.01/HR
AGS131EC	11/15/2012	010891	DATA ENTRY SUPERVISOR I	N	SR12	04	Perm	A	1.00	\$ 33,756.00	1.00	\$ 33,756.00
AGS102CB	11/15/2012	022960	OFFICE ASSISTANT IV	N	SR10	63	Perm	A	1.00	\$ 42,684.00	1.00	13.34/HR
AGS879OA	11/21/2012	101164	ELECTION CLERK	Y	SRNA	63	Temp	A	0.50	\$ 10,080.00	1.00	10.00/HR
AGS240JA	11/23/2012	052276	MANAGEMENT ANALYST IV	N	SR22	73	Perm	A	1.00	\$ 53,352.00	1.00	21.91/HR
AGS131EA	11/23/2012	120458	ASSISTANT ADMINISTRATOR (VICING)	N	EM06	35	Vicing	A			1.00	36.22/HR
AGS240JA	11/29/2012	052276	MANAGEMENT ANALYST IV	N	SR22	73	Perm	A	1.00	\$ 53,352.00	1.00	21.91/HR
AGS879OA	11/30/2012	105925	ELECTION CLERK	Y	SRNA	63	Temp	A	0.50	\$ 9,600.00	1.00	\$ 19,968.00
AGS879OA	11/30/2012	105929	HOTLINE OPERATOR	Y	SRNA	63	Temp	A	0.21	\$ 3,500.00	1.00	\$ 20,208.00
AGS879OA	11/30/2012	105933	HOTLINE OPERATOR	Y	SRNA	63	Temp	A	0.21	\$ 3,500.00	1.00	\$ 20,208.00
AGS879OA	11/30/2012	105928	ELECTION CLERK	Y	SRNA	63	Temp	A	0.21	\$ 4,000.00	1.00	\$ 21,024.00
AGS879OA	11/30/2012	105932	ELECTION CLERK	Y	SRNA	63	Temp	A	0.50	\$ 9,600.00	1.00	\$ 21,024.00
AGS231FB	11/30/2012	015726	JANITOR II	N	BC02	01	Perm	A	1.00	\$ 33,228.00	1.00	\$ 33,228.00
AGS879OA	11/30/2012	100362	SECTION HEAD (BOPS)	Y	SRNA	73	Perm	A	1.00	\$ 49,080.00	1.00	\$ 51,312.00
AGS879OA	11/30/2012	101164	ELECTION CLERK	Y	SRNA	63	Temp	A	0.50	\$ 10,080.00	1.00	10.00/HR
AGS131ED	12/3/2012	113017	INFORMATION TECHNOL SPCLT V	N	SR24	13	Perm	A	1.00	\$ 57,708.00	1.00	\$ 57,708.00
AGS221IA	12/5/2012	118987**	STUDENT INTERN (PROF) I	N	SR13	73	Temp	C	1.00		1.00	15.42/HR
AGS232FE	12/17/2012	120493	GROUNDKEEPER I	N	BC02	61	Vicing	A			1.00	15.98/HR
AGS240JA	12/21/2012	012950	GENERAL PROFESSIONAL V	N	SR24	73	Perm	A	1.00	\$ 45,576.00	1.00	24.67/HR
AGS901AA	12/28/2012	024151	ENGINEERING PROGRAM MGR PARKING & SECURITY OFFICER II	N	EM07	35	Perm	A	1.00	\$ 101,820.00	1.00	38.03/HR
AGS252GB	12/30/2012	001257	PARKING & SECURITY OFFICER II	N	SR10	03	Perm	W	1.00	\$ 36,516.00	1.00	\$ 36,516.00
AGS221IA	12/30/2012	019101**	OFFICE ASSISTANT IV	N	SR10	03	Perm	C	1.00		1.00	\$ 42,684.00
AGS231FA	12/30/2012	017060	MANAGEMENT ANALYST II	N	SR18	13	Perm	A	1.00	\$ 57,708.00	1.00	\$ 57,708.00
AGS131ED	12/30/2012	015312	INFORMATION TECHNOL SPCLT VI	N	SR26	23	Perm	A	1.00	\$ 82,128.00	1.00	\$ 82,128.00
AGS233FK	12/30/2012	012945	CENTRAL SERVICES ADMINSTRATOR	N	ES02	35	Perm	A	1.00	\$ 122,472.00	1.00	\$ 122,472.00
AGS879OA	12/31/2012	105761	ELECTION LOGISTICS WORKER	Y	SRNA	61	Temp	A	0.42	\$ 9,600.00	1.00	\$ 19,200.00
AGS879OA	12/31/2012	101884	ELECTION ASSISTANT (POPS)	Y	SRNA	63	Temp	A	0.50	\$ 11,232.00	1.00	\$ 23,652.00

Department of Accounting and General Services  
Personnel Separations

Table 15

Prog ID/Org	Separation Date	Position Number	Position Title	Exempt (Y/N)	SR Level	BU Code	T/P	MOF	Budgeted FTE	Budgeted Salary	Actual FTE	Actual Salary
AGS879OA	12/31/2012	101885	ELECTION SPECIALIST (CCOP)	Y	SRNA	63	Temp	A	0.50	\$ 12,480.00	1.00	\$ 26,280.00
AGS879OA	12/31/2012	105765	ELECTION LOGISTICS WORKER	Y	SRNA	61	Temp	A	0.42	\$ 8,000.00	1.00	9.23/HR
AGS240JA	1/4/2013	018933	PURCHASING SPCLT II	N	SR18	13	Perm	A	1.00	\$ 45,576.00	1.00	\$ 38,988.00
AGS131EF	1/7/2013	034128	TELECOMMUNICATIONS PLANNER	N	SR24	73	Perm	A	1.00	\$ 53,352.00	1.00	24.67/HR
AGS251GA	1/14/2013	041306	AUTOMOTIVE SVCS OPTNS SUPVR	N	SR24	84	Perm	W	0.50	\$ 34,194.00	0.50	\$ 24,024.00
AGS252GB	1/14/2013	041306	AUTOMOTIVE SVCS OPTNS SUPVR	N	SR24	84	Perm	W	0.50	\$ 34,194.00	0.50	\$ 24,024.00
AGS231FA	1/15/2013	027141	JANITOR II	N	BC02	01	Perm	A	1.00	\$ 33,228.00	1.00	\$ 33,228.00
AGS131EC	1/15/2013	011831	COMPUTER OPERATOR II	N	SR15	03	Perm	A	1.00	\$ 51,936.00	1.00	\$ 33,756.00
AGS233FK	1/15/2013	015619	ELECRICIAN I	N	BC10	01	Perm	A	1.00	\$ 46,236.00	1.00	\$ 46,236.00
AGS102CB	1/30/2013	022960	OFFICE ASSISTANT IV	N	SR10	03	PERM	A	1.00	\$ 42,684.00	1.00	\$ 27,747.00
AGS102CB	1/31/2013	017729	OFFICE ASSISTANT III	N	SR08	03	Perm	A	1.00	\$ 39,480.00	1.00	\$ 25,668.00
AGS252GB	1/31/2013	048115	PARKING & SECURITY OFFICER II	N	SR10	03	Perm	W	1.00	\$ 35,064.00	1.00	\$ 35,064.00
AGS221IA	1/31/2013	006687**	BUILDING CONST INSPECTOR II	N	SR19	03	Perm	C	1.00		1.00	\$ 39,480.00
AGS240JA	1/31/2013	012957	PURCHASING SPCLT IV	N	SR22	13	Perm	A	1.00	\$ 47,412.00	1.00	\$ 47,412.00
AGS131EC	1/31/2013	013700	INFORMATION TECHNOL MNGR	N	EM05	35	Perm	A	1.00	\$ 95,556.00	1.00	\$ 90,780.00
AGS131EA	2/22/2013	120458	ASSISTANT ADMINISTRATOR (VICING)	N	EM06	35	Vicing	A			1.00	\$ 75,338.00
AGS231FA	2/28/2013	018554	JANITOR II	N	BC02	01	Perm	A	1.00	\$ 33,228.00	1.00	\$ 33,228.00
AGS807FR	2/28/2013	039230	OFFICE ASSISTANT III	N	SR08	03	Perm	A	1.00	\$ 33,756.00	1.00	\$ 33,756.00
AGS901AC	2/28/2013	045371	PERSONNEL MGMT SPECIALIST IV	N	SR22	73	Perm	A	1.00	\$ 57,708.00	1.00	\$ 45,576.00
AGS233FK	2/28/2013	118758	ELECTRICIAN I	N	BC10	01	Perm	A	1.00	\$ 46,236.00	1.00	\$ 46,236.00
AGS221IA	3/15/2013	010610**	ARCHITECT V	N	SR26	13	Perm	C	1.00		1.00	\$ 73,044.00
AGS240JA	3/31/2013	120807	PURCHASING SPCLT V	N	SR24	23	Perm	A	1.00	\$ 51,312.00	1.00	\$ 53,352.00
AGS881LA	4/1/2013	021352	OFFICE ASSISTANT III	N	SR08	03	Perm	B	0.50	\$ 15,018.00	0.50	\$ 15,018.00
AGS881LA	4/1/2013	021352	OFFICE ASSISTANT III	N	SR08	03	Perm	N	0.50	\$ 15,018.00	0.50	\$ 15,018.00
AGS807FQ	4/1/2013	021408	PLUMBER II	N	BC10	01	Perm	A	1.00	\$ 46,236.00	1.00	\$ 48,960.00
AGS131EE	4/1/2013	017858	INFORMATION TECHNOL SPCLT V	N	SR24	13	Perm	A	1.00	\$ 70,224.00	1.00	\$ 70,224.00
AGS233FK	4/1/2013	118759	ENGINEER V	N	SR26	13	Perm	A	1.00	\$ 70,224.00	1.00	\$ 70,224.00
AGS879OA	4/15/2013	117212	ELECTION SPECIALIST	Y	SRNA	63	Perm	A	1.00	\$ 34,710.00	1.00	\$ 51,312.00

Department of Accounting and General Services  
Personnel Separations

Table 15

Prog ID/Org	Separation Date	Position Number	Position Title	Exempt (Y/N)	SR Level	BU Code	T/P	MOF	Budgeted FTE	Budgeted Salary	Actual FTE	Actual Salary
AGS221IA	4/19/2013	036607**	ENGINEER V	N	SR26	13	Perm	C	1.00		1.00	\$ 55,500.00
AGS252GB	4/20/2013	045134	PARKING & SECURITY OFFICER II	N	SR10	03	Perm	W	1.00	\$ 28,836.00	1.00	\$ 28,836.00
AGS231FA	4/30/2013	012676	OFFICE ASSISTANT III	N	SR06	03	Perm	A	1.00	\$ 28,836.00	1.00	\$ 31,212.00
AGS131EE	4/30/2013	120420	INFORMATION TECHNOL SPCLT IV	N	SR22	13	Perm	A	1.00	\$ 45,576.00	1.00	\$ 60,024.00
AGS131EA	5/1/2013	022015	OFFICE ASSISTANT III	N	SR08	03	Perm	A	1.00	\$ 39,480.00	1.00	\$ 35,064.00
AGS111DA	5/10/2013	120821	DIGITAL ARCHIVES SPECIALIST	N	SRNA	73	Temp	A			1.00	17.32/HR
AGS240JA	5/15/2013	000092	PURCHASING SPCLT II	N	SR18	13	Perm	A	1.00	\$ 42,132.00	1.00	\$ 38,988.00
AGS131EA	5/17/2013	118185	INFORMATION TECHNOL SPCLT V	N	SR24	13	Perm	A	1.00	\$ 57,708.00	1.00	\$ 51,312.00
AGS131EA	5/24/2013	120432	SENIOR IT SYSTEMS ANALYST	Y	SRNA	73	Perm	B	1.00	-	1.00	\$ 101,057.00
AGS901AC	5/27/2013	041669	PERSONNEL CLERK V	N	SR13	63	Perm	A	1.00	\$ 48,048.00	1.00	\$ 35,064.00
AGS131EA	5/30/2013	120604	OIMT ADMINISTRATIVE ASSISTANT	Y	SRNA	63	Temp	B			1.00	\$ 51,000.00
AGS131EA	5/31/2013	120426	SENIOR IT PROGRAM MANAGER	Y	SRNA	73	Perm	B	1.00	-	1.00	\$ 114,000.00
AGS231FB	6/1/2013	023087	JANITOR II	N	BC02	01	Perm	A	0.50	\$ 16,614.00	0.50	\$ 16,614.00
AGS231FB	6/1/2013	032100	JANITOR II	N	BC02	01	Perm	A	0.50	\$ 16,614.00	0.50	\$ 16,614.00
AGS901AA	6/1/2013	021561	ENGINEERING PROGRAM MGR	N	EM07	35	Perm	A	1.00	\$ 103,584.00	1.00	\$ 103,584.00
AGS221IA	6/2/2013	017007**	ENGINEER V	N	SR26	13	Perm	C	1.00		1.00	\$ 73,044.00
AGS231FB	6/3/2013	018924	JANITOR II	N	BC02	01	Perm	A	1.00	\$ 33,228.00	1.00	\$ 33,228.00
AGS807FQ	6/15/2013	021389	ENGINEER V	N	SR26	23	Perm	A	1.00	\$ 64,920.00	1.00	\$ 79,104.00
AGS807FP	6/17/2013	046598	BUILDING MAINTENANCE WORKER I	N	BC09	01	Perm	A	1.00	\$ 44,544.00	1.00	\$ 44,544.00
AGS231FA	6/23/2013	027134	JANITOR II	N	BC02	01	Perm	A	1.00	\$ 33,228.00	1.00	\$ 33,228.00
AGS879OA	6/28/2013	101889	INFO COMM SYSTEMS ANALYST	Y	SRNA	73	Temp	A	1.00	\$ 32,448.00	1.00	19.11/HR
AGS131EA	6/28/2013	120431	SENIOR IT SECURITY MANAGER	Y	SRNA	73	Perm	B	1.00	-	1.00	\$ 110,244.00
AGS131EC	6/30/2013	120905	INFORMATION TECHNOL SPCLT II	N	SR18	13	Perm	A	1.00	\$ 45,576.00	1.00	18.74/HR
AGS131EC	6/30/2013	120906	INFORMATION TECHNOL SPCLT II	N	SR18	13	Perm	A	1.00	\$ 55,312.00	1.00	18.74/HR
AGS131EB	6/30/2013	120720	INFORMATION TECHNOL SPCLT II	N	SR18	13	Perm	A	1.00	\$ 55,500.00	1.00	18.74/HR



Department of Accounting and General Services  
Personnel Separations

Table 15

Prog ID/Org	Separation Date	Position Number	Position Title	Exempt (Y/N)	SR Level	BU Code	T/P	MOF	Budgeted FTE	Budgeted Salary	Actual FTE	Actual Salary
AGS131ED	6/30/2013	113017	INFORMATION TECHNOL SPCLT II	N	SR18	13	Perm	A	1.00	\$ 57,708.00	1.00	18.74/HR
AGS131EC	6/30/2013	022024	COMPUTER PRODUCTION SCHEDULER	N	SR19	04	Perm	A	1.00	\$ 53,352.00	1.00	18.98/HR
AGS232FG	7/1/2013	013372	GROUNDSCKEEPER I	N	BC02	01	Perm	A	1.00	\$ 33,228.00	1.00	\$ 33,228.00
AGS131EC	7/1/2013	027469	COMPUTER OPERATOR II	N	SR15	03	Perm	A	1.00	\$ 37,968.00	1.00	\$ 37,968.00
AGS807FP	7/1/2013	021150	PAINTER I	N	BC09	01	Perm	A	1.00	\$ 44,544.00	1.00	\$ 44,544.00
AGS251GA	7/1/2013	013901	AUTOMOTIVE TECHNICIAN I	N	BC11	01	Perm	W	1.00	\$ 47,928.00	1.00	\$ 47,928.00
AGS889MA	7/1/2013	027955	ELECTRICIAN II	N	WS10	01	Perm	B	1.00	\$ 48,960.00	1.00	\$ 48,960.00
AGS131EC	7/1/2013	40648	INFORMATION TECHNOL SPCLT IV	N	SR26	23	Perm	A	1.00	\$ 73,044.00	1.00	\$ 73,044.00
AGS211HA	7/3/2013	120941	OFFICE ASSISTANT III	N	SR08	63	Vicing	A			1.00	12.34/HR
AGS901AC	7/5/2013	044852	PERSONNEL CLERK V	N	SR13	63	Perm	A	1.00	\$ 33,756.00	1.00	\$ 35,064.00
AGS881LA	7/5/2013	027869	ARTS PROGRAM SPECIALIST IV	N	SR22	13	Perm	B	1.00	\$ 45,576.00	1.00	\$ 45,576.00
AGS901AC	7/15/2013	041669	PERSONNEL CLERK V	N	SR13	63	Perm	A	1.00	\$ 36,516.00	1.00	\$ 31,212.00
AGS131EA	7/15/2013	120656	INFORMATION TECHNOL SPCLT IV	N	SR22	13	Perm	A	1.00	\$ 45,576.00	1.00	\$ 45,576.00
AGS221IA	7/31/2013	118987**	STUDENT INTERN (PROF) I	N	SR13	73	Perm	C	1.00		1.00	\$ 32,074.00
AGS130EG	7/31/2013	120865	GIS DATA BASE ADMINISTRATOR	Y	SRNA	73	Temp	A	1.00	\$ 65,000.00	1.00	\$ 53,040.00
AGS221IA	7/31/2013	043356	ENGINEER V	N	SR26	23	Perm	A	1.00	\$ 78,984.00	1.00	\$ 78,984.00
AGS240JA	7/31/2013	012523	STATE PROCUREMENT ASST ADMR	N	EM07	35	Perm	A	1.00	\$ 82,500.00	1.00	\$ 85,800.00
AGS251GA	8/5/2013	048119	AUTOMATED SYSTS EQUIP TECH I	N	SR26	23	Perm	A	0.50	\$ 26,766.00	1.00	\$ 26,766.00
AGS252GB	8/5/2013	048119	AUTOMATED SYSTS EQUIP TECH I	N	SR26	23	Perm	A	0.50	\$ 26,766.00	1.00	\$ 26,766.00
AGS240JA	8/15/2013	012950	GENERAL PROFESSIONAL V	N	SRNA	73	Perm	A	1.00	\$ 51,312.00	1.00	24.67/HR
AGS232FG	8/15/2013	043715**	BUILDING CONST INSPECTOR II	N	SR19	73	Perm	C	1.00		1.00	\$ 33,228.00
AGS131EA	8/23/2013	120458	ASSISTANT ADMINISTRATOR (VICING)	N	EM06	35	Vicing	A			1.00	35.88/HR
AGS131EC	8/26/2013	120508	OFFICE ASSISTANT IV	N	SRNA	03	Perm	A	1.00	\$ 30,036.00	1.00	\$ 28,836.00
AGS233FM	9/5/2013	046917	CARPENTER I	N	BC09	61	Perm	A	1.00	\$ 44,544.00	1.00	21.42/HR
AGS231FA	9/10/2013	015292	JANITOR II	N	BC02	01	Perm	A	1.00	\$ 33,228.00	1.00	\$ 33,888.00
AGS131EC	9/15/2013	027570	DATA PROCESSING CONTROL CLK I	N	SR12	03	Perm	A	1.00	\$ 31,212.00	1.00	\$ 31,212.00

Department of Accounting and General Services  
Personnel Separations

Table 15

<u>Prog ID/Org</u>	<u>Separation Date</u>	<u>Position Number</u>	<u>Position Title</u>	<u>Exempt (Y/N)</u>	<u>SR Level</u>	<u>BU Code</u>	<u>T/P</u>	<u>MOF</u>	<u>Budgeted FTE</u>	<u>Budgeted Salary</u>	<u>Actual FTE</u>	<u>Actual Salary</u>
AGS879OA	9/30/2013	106053	ELECTION SPECIALIST (CCOP)	Y	SRNA	63	Perm	A	0.50	\$ 11,826.00	0.50	\$ 22,750.00
AGS879OA	9/30/2013	106053	ELECTION SPECIALIST (CCOP)	Y	SRNA	63	Perm	A	0.50	\$ 11,826.00	0.50	\$ 22,750.00
AGS901AB	9/30/2013	003540	ACCOUNTANT IV	N	SR22	13	Perm	U	1.00	\$ 55,500.00	1.00	\$ 57,200
AGS901AA	9/30/2013	024151	ENGINEERING PROGRAM MGR	N	EM07	35	Perm	A	1.00	\$ 79,104.00	1.00	38.03/HR
AGS252GB	10/3/2013	048118	PARKING & SECURITY OFFICER II	N	SR10	03	Perm	W	1.00	\$ 26,700.00	1.00	\$ 28,836.00
AGS231FA	10/3/2013	052308	JANITOR II	N	BC02	01	Perm	A	1.00	\$ 33,228.00	1.00	\$ 33,888.00
AGS232FE	10/4/2013	021598	GROUNDSKEEPER I	N	BC02	01	Perm	A	1.00	\$ 33,228.00	1.00	\$ 28,836.00
AGS131EA	10/15/2013	039577	SECRETARY III	N	SR16	63	Perm	A	1.00	\$ 48,048.00	1.00	\$ 41,040.00
AGS240JA	10/15/2013	102618	PURCHASING SPECIALIST	N	SRNA	73	Perm	A	1.00	\$ 51,312.00	1.00	\$ 69,900.00
AGS231FB	10/16/2013	015726	JANITOR II	N	BC02	01	Perm	A	1.00	\$ 33,228.00	1.00	\$ 33,888.00
AGS879OA	10/25/2013	121019	SECRETARY III	N	SR16	63	Vicing	A			1.00	16.86/HR
AGS240JA	10/31/2013	103254	PRIVATE SECRETARY	Y	SRNA	63	Perm	A	1.00	\$ 68,388.00	1.00	\$ 71,112.00
AGS131ED	10/31/2013	011492	INFORMATION TECHNOL MGR	N	EM05	35	Perm	A	1.00	\$ 74,868.00	1.00	\$ 77,868.00
AGS240JA	10/31/2013	102616	STATE PROCUREMENT ADMIN	Y	SRNA	00	Temp	A	1.00	\$ 85,524.00	1.00	\$ 116,172.00
AGS131EA	11/22/2013	037859	INFORMATION TECHNOL MGR	N	EM05	35	Perm	A	1.00	\$ 71,760.00	1.00	\$ 74,628.00
**CIP positions are budgeted as a lump sum												

Department of Accounting and General Services  
New Hires

Table 16

<u>Prog ID/Org</u>	<u>New Hire Effective Date</u>	<u>Position Number</u>	<u>Position Title</u>	<u>Exempt (Y/N)</u>	<u>SR Level</u>	<u>BU Code</u>	<u>T/P</u>	<u>MOF</u>	<u>Budgeted FTE</u>	<u>Budgeted Salary</u>	<u>Actual FTE</u>	<u>Actual Salary</u>
AGS807FP	1/3/2011	021175	ACCOUNT CLERK III	N	SR11	03	Perm	A	1.00	\$ 33,744.00	1.00	\$ 27,396.00
AGS221IA	7/1/2011	021556**	OFFICE ASSISTANT III	N	SR08	03	Perm	C	1.00		1.00	\$ 24,384.00
AGS889MA	7/1/2011	107519	STADIUM SALES & MARKETING SPEC	N	SRNA	13	Temp	B	1.00	\$ 54,084.00	1.00	\$ 47,500.00
AGS103CC	7/1/2011	003539	ACCOUNTANT (FUNDS CONTROL) VI	N	SR26	23	Perm	A	1.00	\$ 78,984.00	1.00	\$ 69,396.00
AGS901AA	7/6/2011	100124	DEPUTY COMPTROLLER	Y	SRNA	00	Perm	A	1.00	\$ 59,346.00	1.00	\$ 97,524.00
AGS221IA	7/11/2011	001255**	OFFICE ASSISTANT III	N	SR08	03	Perm	C	1.00		1.00	\$ 24,384.00
AGS221IA	7/20/2011	038713**	ENGINEER (BLDGS) V	N	SR26	13	Perm	C	1.00		1.00	\$ 52,728.00
AGS879OA	7/28/2011	120300	REAPPORTIONMENT SECRETARY	Y	SRNA	63	Temp	A	1.00	\$ 30,000.00	1.00	\$ 40,000.00
AGS103CC	8/1/2011	022959	ACCOUNTANT (FUNDS CONTROL) V	N	SR24	13	Perm	A	1.00	\$ 55,500.00	1.00	\$ 64,116.00
AGS221IA	8/10/2011	017223**	ACCOUNT CLERK III	N	SR11	03	Perm	C	1.00		1.00	\$ 27,396.00
AGS252GB	8/16/2011	048116	PARKING & SECURITY OFFICER I	N	SR09	03	Perm	W	1.00	\$ 26,707.00	1.00	\$ 34,692.00
AGS221IA	8/16/2011	043714**	BUILDING CONST INSPECTOR II	N	SR19	03	Perm	C	1.00		1.00	\$ 37,512.00
AGS221IA	8/16/2011	012704	SECRETARY II	N	SR14	03	Perm	A	1.00	\$ 49,932.00	1.00	\$ 42,192.00
AGS203AD	8/16/2011	017225	CLAIMS MGMT SPCLT III	N	SR20	13	Perm	W	1.00	\$ 41,727.00	1.00	\$ 45,036.00
AGS807FQ	8/16/2011	021415	BUILDING MAINTENANCE WORKER II	N	WS09	01	Perm	A	1.00	\$ 47,268.00	1.00	\$ 47,268.00
AGS871NA	8/23/2011	100685	ELECTIONS ASSISTANT	Y	SRNA	63	Temp	T	1.00	\$ 52,188.00	1.00	\$ 45,000.00
AGS252GB	9/1/2011	048118	PARKING & SECURITY OFFICER I	N	SR09	03	Perm	W	1.00	\$ 26,700.00	1.00	\$ 25,368.00
AGS221IA	9/1/2011	021453**	BUILDING CONST INSPECTOR II	N	SR19	03	Perm	C	1.00		1.00	\$ 37,512.00
AGS131EE	9/16/2011	039480	INFORMATION TECHNOL SPCLT IV	N	SR22	13	Perm	A	1.00	\$ 57,708.00	1.00	\$ 46,860.00
AGS111DA	10/11/2011	118804	LIBRARY TECHNICIAN V	N	SR11	03	Perm	A	1.00	\$ 28,836.00	1.00	\$ 33,312.00
AGS231FA	10/17/2011	018991	JANITOR II	N	BC02	01	Perm	A	1.00	\$ 33,228.00	1.00	\$ 33,228.00
AGS221IA	10/17/2011	038711**	ARCHITECT V	N	SR26	13	Perm	C	1.00		1.00	\$ 52,728.00
AGS231FA	10/24/2011	022560	JANITOR II	N	BC02	01	Perm	A	1.00	\$ 33,228.00	1.00	\$ 33,228.00
AGS879OA	11/1/2011	101163	WAREHOUSE SUPERVISOR	Y	SRNA	61	Temp	A	1.00	\$ 29,986.00	1.00	\$ 24,000.00
AGS221IA	11/1/2011	006687**	BUILDING CONST INSPECTOR II	N	SR19	03	Perm	C	1.00		1.00	\$ 37,512.00
AGS231FA	11/7/2011	018987	JANITOR II	N	BC02	01	Perm	A	1.00	\$ 33,228.00	1.00	\$ 33,228.00
AGS232FE	11/14/2011	004375	GROUNDSKEEPER I	N	BC02	01	Perm	A	1.00	\$ 33,228.00	1.00	\$ 33,228.00
AGS231FA	11/16/2011	009813	OFFICE ASSISTANT II	N	SR06	03	Perm	A	1.00	\$ 33,756.00	1.00	\$ 25,368.00

Department of Accounting and General Services

New Hires

<u>Prog ID/Org</u>	<u>New Hire Effective Date</u>	<u>Position Number</u>	<u>Position Title</u>	<u>Exempt (Y/N)</u>	<u>SR Level</u>	<u>BU Code</u>	<u>T/P</u>	<u>MOF</u>	<u>Budgeted FTE</u>	<u>Budgeted Salary</u>	<u>Actual FTE</u>	<u>Actual Salary</u>
AGS131EA	11/16/2011	022015	OFFICE ASSISTANT III	N	SR08	03	Perm	A	1.00	\$ 39,480.00	1.00	\$ 26,364.00
AGS221IA	11/16/2011	017012	CONTRACTS ASSISTANT II	N	SR15	03	Perm	A	1.00	\$ 49,932.00	1.00	\$ 40,548.00
AGS221IA	11/16/2011	012581	PUBLIC WORKS MANAGER	N	EM07	35	Perm	A	1.00	\$ 79,104.00	1.00	\$ 92,844.00
AGS818KA	11/21/2011	103501	ARTS PROGRAM SPECIALIST	N	SRNA	13	Perm	T	1.00	\$ 42,132.00	1.00	\$ 43,700.00
AGS252GB	12/1/2011	041117	OFFICE ASSISTANT IV	N	SR10	03	Perm	W	1.00	\$ 36,516.00	1.00	\$ 26,364.00
AGS231FA	12/1/2011	000258	JANITOR II	N	BC02	01	Perm	A	1.00	\$ 33,228.00	1.00	\$ 33,228.00
AGS889MA	12/1/2011	027950	BLDG CONSTR & MTNCE SUPVR II	N	F210	02	Perm	B	1.00	\$ 54,840.00	1.00	\$ 51,072.00
AGS231FA	12/5/2011	007319	JANITOR II	N	BC02	01	Perm	A	1.00	\$ 33,228.00	1.00	\$ 33,228.00
AGS231FA	12/8/2011	028789	JANITOR II	N	BC02	01	Perm	A	1.00	\$ 33,228.00	1.00	\$ 33,228.00
AGS231FA	12/16/2011	003762	JANITOR II	N	BC02	01	Perm	A	1.00	\$ 33,228.00	1.00	\$ 33,228.00
AGS807FQ	12/16/2011	043772	CARPENTER I	N	BC09	01	Perm	A	1.00	\$ 44,544.00	1.00	\$ 44,544.00
AGS221IA	12/16/2011	046238**	ARCHITECT V	N	SR26	13	Perm	C	1.00		1.00	\$ 52,728.00
AGS231FA	12/19/2011	001337	JANITOR II	N	BC02	01	Perm	A	1.00	\$ 33,228.00	1.00	\$ 33,228.00
AGS231FA	12/19/2011	007334	JANITOR II	N	BC02	01	Perm	A	1.00	\$ 33,228.00	1.00	\$ 33,228.00
AGS231FC	1/3/2012	021368	OFFICE ASSISTANT III	N	SR08	03	Perm	A	1.00	\$ 25,668.00	1.00	\$ 24,384.00
AGS881LA	1/3/2012	100256	EXECUTIVE DIRECTOR, SFCA	Y	SRNA	93	Perm	B	0.50	\$ 48,450.00	0.50	\$ 42,276.00
AGS881LA	1/3/2012	100256	EXECUTIVE DIRECTOR, SFCA	Y	SRNA	93	Perm	N	0.50	\$ 48,450.00	0.50	\$ 42,276.00
AGS233FK	1/3/2012	018923	ENGINEER V	N	SR26	13	Perm	A	1.00	\$ 45,576.00	1.00	\$ 52,728.00
AGS901AA	1/3/2012	024151	ENGINEERING PROGRAM MGR	N	EM07	35	Perm	A	1.00	\$ 101,820.00	1.00	36.13/HR
AGS231FA	1/4/2012	052307	JANITOR II	N	BC02	01	Perm	A	1.00	\$ 33,228.00	1.00	\$ 33,228.00
AGS131EA	1/4/2012	120418	CHIEF INFORMATION OFFICER	Y	SRNA	93	Temp	B	1.00		1.00	\$ 179,256.00
AGS131EA	1/5/2012	120430	SENIOR COMMUNICATIONS MANAGER	Y	SRNA	73	Temp	B	1.00		1.00	\$ 69,828.00
AGS131EA	1/5/2012	120429	SENIOR IT PROJECT MANAGER	Y	SRNA	73	Temp	B	1.00		1.00	\$ 104,736.00
AGS131EA	1/5/2012	120431	SENIOR IT SECURITY MANAGER	Y	SRNA	73	Temp	B	1.00		1.00	\$ 104,736.00
AGS131EA	1/5/2012	120432	SENIOR IT SYSTEMS ANALYST	Y	SRNA	73	Temp	B	1.00		1.00	\$ 104,736.00
AGS231FA	1/10/2012	120442	JANITOR II	N	BC02	61	Vicing	A			1.00	15.98/HR
AGS231FA	1/17/2012	011883	JANITOR II	N	BC02	01	Perm	A	1.00	\$ 33,228.00	1.00	\$ 33,228.00
AGS807FP	1/17/2012	021139	CARPENTER II	N	WS09	01	Perm	A	1.00	\$ 47,268.00	1.00	\$ 47,268.00
AGS807FQ	1/17/2012	043780	ELECTRICIAN II	N	WS10	01	Perm	A	1.00	\$ 48,960.00	1.00	\$ 48,960.00
AGS807FQ	1/17/2012	021391	CARPENTER SUPERVISOR I	N	F109	02	Perm	A	1.00	\$ 48,552.00	1.00	\$ 49,932.00
AGS231FA	1/18/2012	027141	JANITOR II	N	BC02	01	Perm	A	1.00	\$ 33,228.00	1.00	\$ 33,228.00
AGS231FC	1/19/2012	017455	JANITOR II	N	BC02	01	Perm	A	1.00	\$ 33,228.00	1.00	\$ 33,228.00
AGS807FP	1/23/2012	021140	ELECTRICIAN II	N	WS10	01	Perm	A	1.00	\$ 48,960.00	1.00	\$ 48,960.00
AGS231FB	2/1/2012	018924	JANITOR II	N	BC02	01	Perm	A	1.00	\$ 33,228.00	1.00	\$ 33,228.00
AGS221IA	2/1/2012	036447**	OFFICE ASSISTANT IV	N	SR10	03	Perm	C	1.00		1.00	\$ 34,692.00
AGS232FE	2/1/2012	003621	GROUNDSKEEPER II	N	WS02	01	Perm	A	1.00	\$ 35,544.00	1.00	\$ 35,544.00

Department of Accounting and General Services

Table 16

New Hires

<u>Prog ID/Org</u>	<u>New Hire Effective Date</u>	<u>Position Number</u>	<u>Position Title</u>	<u>Exempt (Y/N)</u>	<u>SR Level</u>	<u>BU Code</u>	<u>T/P</u>	<u>MOF</u>	<u>Budgeted FTE</u>	<u>Budgeted Salary</u>	<u>Actual FTE</u>	<u>Actual Salary</u>
AGS103CC	2/1/2012	033892	SECRETARY II	N	SR14	03	Perm	A	1.00	\$ 42,684.00	1.00	\$ 36,072.00
AGS102CB	2/1/2012	003545	CLAIMS PRE AUDIT SUPERVISOR	N	SR22	23	Perm	A	1.00	\$ 62,424.00	1.00	\$ 43,296.00
AGS807FR	2/1/2012	017245	BUILDING MAINTENANCE WORKER I	N	BC09	01	Perm	A	1.00	\$ 44,544.00	1.00	\$ 44,544.00
AGS807FP	2/1/2012	021135	BLDG CONSTR & MTNCE SUPVR I	N	F110	02	Perm	A	1.00	\$ 53,616.00	1.00	\$ 48,000.00
AGS807FQ	2/1/2012	021397	BLDG CONSTR & MTNCE SUPVR I	N	F110	02	Perm	A	1.00	\$ 50,520.00	1.00	\$ 51,948.00
AGS211HA	2/1/2012	002743	LAND BOUNDARY SURVEYOR V	N	SR26	23	Perm	A	1.00	\$ 73,044.00	1.00	\$ 54,828.00
AGS103CC	2/1/2012	010010	ACCOUNTANT IV	N	SR22	13	Perm	A	1.00	\$ 60,024.00	1.00	\$ 57,024.00
AGS221IA	2/1/2012	012584	ENGINEER VI	N	SR28	23	Perm	A	1.00	\$ 88,848.00	1.00	\$ 72,168.00
AGS221IA	2/1/2012	005886	PUBLIC WORKS ADMINISTRATOR	N	EM08	35	Perm	A	1.00	\$ 129,180.00	1.00	\$ 83,964.00
AGS221IA	2/1/2012	011850	ENGINEER VI	N	SR28	23	Perm	A	1.00	\$ 92,400.00	1.00	\$ 84,408.00
AGS901AA	2/1/2012	100124	DEPUTY COMPTROLLER	Y	SRNA	00	Perm	A	1.00	\$ 59,346.00	1.00	\$ 97,524.00
AGS901AA	2/1/2012	100123	COMPTROLLER	Y	SRNA	00	Perm	A	1.00	\$ 133,536.00	1.00	\$ 108,972.00
AGS131EA	2/1/2012	120422	SR TECH/ENTERPRISE ARCHITECT	Y	SRNA	73	Temp	B	1.00		1.00	\$ 119,700.00
AGS232FE	2/6/2012	110527	GROUNDSKEEPER I	N	BC02	01	Perm	A	1.00	\$ 33,228.00	1.00	\$ 33,228.00
AGS231FA	2/6/2012	018554	JANITOR II	N	BC02	01	Perm	A	1.00	\$ 33,228.00	1.00	\$ 33,228.00
AGS901AA	2/6/2012	112709**	PLANNING & POLICY ANALYST	Y	SRNA	73	Temp	C	1.00		1.00	\$ 75,000.00
AGS807FR	2/10/2012	018117	ENGINEER V	N	SR26	73	Perm	A	1.00	\$ 75,960.00	1.00	25.35/HR
AGS231FA	2/16/2012	011879	JANITOR III	N	WS02	01	Perm	A	1.00	\$ 35,544.00	1.00	\$ 35,544.00
AGS131EA	2/16/2012	003275	ADMINISTRATIVE SERVICES ASST	N	SR22	13	Perm	A	1.00	\$ 51,312.00	1.00	\$ 43,296.00
AGS221IA	2/16/2012	043251	ENGINEER V	N	SR26	13	Perm	A	1.00	\$ 55,500.00	1.00	\$ 52,728.00
AGS131EE	2/16/2012	120420	INFORMATION TECHNOL SPCLT IV	N	SR22	13	Perm	A	1.00	\$ 22,788.00	1.00	\$ 57,024.00
AGS131EF	2/21/2012	039816	INFORMATION TECHNOL SPCLT V	N	SR24	73	Perm	A	1.00	\$ 62,424.00	1.00	23.43/HR
AGS879OA	2/27/2012	101164	ELECTION CLERK	Y	SRNA	63	Temp	A	0.50	\$ 10,080.00	1.00	9.52/HR
AGS879OA	2/29/2012	101164	ELECTION CLERK	Y	SRNA	63	Temp	A	0.50	\$ 10,080.00	1.00	10.00/HR
AGS251GA	3/1/2012	041306	AUTOMOTIVE SVCS OPTNS SUPVR	N	SR24	84	Perm	W	0.50	\$ 34,194.00	0.50	\$ 24,024.00
AGS252GB	3/1/2012	041306	AUTOMOTIVE SVCS OPTNS SUPVR	N	SR24	84	Perm	W	0.50	\$ 34,194.00	0.50	\$ 24,024.00
AGS232FE	3/1/2012	006810	GROUNDSKEEPER I	N	BC02	01	Perm	A	1.00	\$ 33,228.00	1.00	\$ 33,228.00

Department of Accounting and General Services

New Hires

<u>Prog ID/Org</u>	<u>New Hire Effective Date</u>	<u>Position Number</u>	<u>Position Title</u>	<u>Exempt (Y/N)</u>	<u>SR Level</u>	<u>BU Code</u>	<u>T/P</u>	<u>MOF</u>	<u>Budgeted FTE</u>	<u>Budgeted Salary</u>	<u>Actual FTE</u>	<u>Actual Salary</u>
AGS232FE	3/1/2012	021598	GROUNDSCKEEPER I	N	BC02	01	Perm	A	1.00	\$ 33,228.00	1.00	\$ 33,228.00
AGS231FA	3/1/2012	001364	JANITOR II	N	BC02	01	Perm	A	1.00	\$ 33,228.00	1.00	\$ 33,228.00
AGS231FA	3/1/2012	002520	JANITOR II	N	BC02	01	Perm	A	1.00	\$ 33,228.00	1.00	\$ 33,228.00
AGS231FA	3/1/2012	031781	JANITOR II	N	BC02	01	Perm	A	1.00	\$ 33,228.00	1.00	\$ 33,228.00
AGS102CB	3/1/2012	012705	PRE AUDIT CLERK III	N	SR15	03	Perm	A	1.00	\$ 39,480.00	1.00	\$ 37,968.00
AGS807FQ	3/1/2012	021726	REPAIR & MAINTENANCE ASST	N	SR18	03	Perm	A	1.00	\$ 37,968.00	1.00	\$ 37,968.00
AGS211HA	3/1/2012	002748	LAND BOUNDARY SURVEYOR I	N	SR18	13	Perm	A	1.00	\$ 53,352.00	1.00	\$ 40,548.00
AGS807FQ	3/1/2012	043693	BLDG MAINTENANCE SUPVR I	N	F109	02	Perm	A	1.00	\$ 50,520.00	1.00	\$ 50,520.00
AGS131ED	3/1/2012	011343	INFORMATION TECHNOL SPCLT VI	N	SR26	23	Perm	A	1.00	\$ 82,128.00	1.00	\$ 55,500.00
AGS131ED	3/1/2012	039551	INFORMATION TECHNOL SPCLT V	N	SR24	13	Perm	A	1.00	\$ 75,960.00	1.00	\$ 60,024.00
AGS240JA	3/1/2012	052276	MANAGEMENT ANALYST IV	N	SR22	73	Perm	A	1.00	\$ 53,352.00	1.00	21.91/HR
AGS131EA	3/1/2012	120458	ASSISTANT ADMINISTRATOR (VICING)	N	EM06	35	Vicing	A			1.00	36.22/HR
AGS131EA	3/1/2012	120458	ASSISTANT ADMINISTRATOR (VICING)	N	EM06	35	Vicing	A			1.00	36.22/HR
AGS879OA	3/8/2012	032781	OFFICE ASSISTANT III	Y	SR08	63	Perm	A	1.00	\$ 33,756.00	1.00	12.34/HR
AGS111DA	3/12/2012	041403	ARCHIVIST III	N	SR20	13	Perm	A	1.00	\$ 42,132.00	1.00	\$ 42,132.00
AGS103CC	3/12/2012	033289	ACCOUNTANT III	N	SR20	13	Perm	A	1.00	\$ 60,024.00	1.00	\$ 47,412.00
AGS901AA	3/16/2012	021562	SECRETARY III	N	SR16	63	Perm	A	1.00	\$ 44,412.00	1.00	\$ 35,064.00
AGS879OA	3/16/2012	100456	GENERAL PROFESSIONAL V	N	SR24	73	Perm	A	1.00	\$ 51,312.00	1.00	\$ 57,708.00
AGS231FB	3/27/2012	017436	JANITOR II	N	BC02	01	Perm	A	0.50	\$ 16,614.00	0.50	\$ 16,614.00
AGS231FB	3/27/2012	035254	JANITOR II	N	BC02	01	Perm	A	0.50	\$ 16,614.00	0.50	\$ 16,614.00
AGS879OA	4/2/2012	105925	ELECTION CLERK	Y	SRNA	63	Temp	A	0.50	\$ 6,400.00	1.00	\$ 21,024.00
AGS131EA	4/2/2012	039577	SECRETARY III	N	SR16	63	Perm	A	1.00	\$ 48,048.00	1.00	\$ 39,480.00
AGS221IA	4/2/2012	017034**	BUILDING CONST INSPECTOR III	N	SR21	03	Perm	C	1.00		1.00	\$ 42,684.00
AGS231FA	4/2/2012	019039	SECRETARY IV	N	SR18	63	Perm	A	1.00	\$ 56,172.00	1.00	\$ 44,412.00
AGS131EC	4/2/2012	022020	COMPUTER OPERATOR II	N	SR15	03	Perm	A	1.00	\$ 37,968.00	1.00	\$ 48,048.00
AGS131EC	4/2/2012	120495	COMPUTER OPERATOR III	N	SR17	03	Perm	A	1.00	\$ 18,258.00	1.00	\$ 48,048.00
AGS221IA	4/2/2012	036607**	ENGINEER V	N	SR26	23	Perm	C	1.00		1.00	\$ 55,500.00
AGS879OA	4/3/2012	032781	OFFICE ASSISTANT III	Y	SR08	63	Perm	A	1.00	\$ 33,756.00	1.00	\$ 25,668.00
AGS879OA	4/3/2012	032781	OFFICE ASSISTANT III	Y	SR08	63	Perm	A	1.00	\$ 33,756.00	1.00	\$ 25,668.00
AGS901AA	4/3/2012	024151	ENGINEERING PROGRAM MGR	N	EM07	35	Perm	A	1.00	\$ 101,820.00	1.00	38.03/HR
AGS879OA	4/16/2012	101882	ELECTION ASSISTANT (POPS)	Y	SRNA	63	Temp	A	0.50	\$ 11,232.00	1.00	\$ 23,652.00
AGS231FC	4/16/2012	016015	JANITOR II	N	BC02	01	Perm	A	1.00	\$ 33,228.00	1.00	\$ 33,228.00
AGS131EC	4/16/2012	120509	DATA PROCESSING CONTROL CLK I	N	SR12	03	Perm	A	1.00	\$ 15,018.00	1.00	\$ 33,756.00

Department of Accounting and General Services

New Hires

<u>Prog ID/Org</u>	<u>New Hire Effective Date</u>	<u>Position Number</u>	<u>Position Title</u>	<u>Exempt (Y/N)</u>	<u>SR Level</u>	<u>BU Code</u>	<u>T/P</u>	<u>MOF</u>	<u>Budgeted FTE</u>	<u>Budgeted Salary</u>	<u>Actual FTE</u>	<u>Actual Salary</u>
AGS240JA	4/16/2012	000092	PURCHASING SPCLT I	N	SR16	13	Perm	A	1.00	\$ 42,132.00	1.00	\$ 36,024.00
AGS102CB	4/16/2012	003556	PRE AUDIT CLERK III	N	SR15	03	Perm	A	1.00	\$ 44,412.00	1.00	\$ 36,516.00
AGS111DA	4/16/2012	022294	ARCHIVIST II	N	SR18	13	Perm	A	1.00	\$ 42,132.00	1.00	\$ 38,988.00
AGS131EC	4/16/2012	120496	COMPUTER OPERATOR III	N	SR17	03	Perm	A	1.00	\$ 18,258.00	1.00	\$ 39,480.00
AGS131EC	4/16/2012	026791	INFORMATION TECHNOL SPCLT III	N	SR20	13	Perm	A	1.00	\$ 53,352.00	1.00	\$ 43,824.00
AGS807FQ	4/16/2012	021415	BUILDING MAINTENANCE WORKER II	N	WS09	01	Perm	A	1.00	\$ 47,268.00	1.00	\$ 47,268.00
AGS807FQ	4/16/2012	021411	CARPENTER II	N	WS09	01	Perm	A	1.00	\$ 47,268.00	1.00	\$ 47,268.00
AGS131EC	4/16/2012	120502	COMPUTER OPERATIONS SUPVR I	N	SR19	04	Perm	A	1.00	\$ 19,740.00	1.00	\$ 48,048.00
AGS807FQ	4/16/2012	017201	PLUMBER II	N	WS10	01	Perm	A	1.00	\$ 48,960.00	1.00	\$ 48,960.00
AGS233FM	4/17/2012	046917	CARPENTER I	N	BC09	01	Perm	A	1.00	\$ 44,544.00	1.00	\$ 44,544.00
AGS901AC	4/20/2012	045371	PERSONNEL MGMT SPECIALIST IV	N	SR22	73	Perm	A	1.00	\$ 57,708.00	1.00	\$ 45,576.00
AGS879OA	4/23/2012	105932	ELECTION CLERK	Y	SRNA	63	Temp	A	0.50	\$ 4,800.00	1.00	\$ 21,024.00
AGS879OA	4/26/2012	101884	ELECTION ASSISTANT (POPS)	Y	SRNA	63	Temp	A	0.50	\$ 11,232.00	1.00	\$ 23,652.00
AGS102CB	4/26/2012	027109	PRE AUDIT CLERK II	N	SR13	03	Perm	A	1.00	\$ 35,064.00	1.00	15.01/HR
AGS879OA	5/1/2012	105928	ELECTION CLERK	Y	SRNA	63	Temp	A	0.21	\$ 1,600.00	1.00	\$ 21,024.00
AGS231FA	5/1/2012	041619	JANITOR II	N	BC02	01	Perm	A	1.00	\$ 33,228.00	1.00	\$ 33,228.00
AGS231FC	5/1/2012	030217	JANITOR II	N	BC02	01	Perm	A	1.00	\$ 33,228.00	1.00	\$ 33,228.00
AGS221IA	5/1/2012	044873**	ENGINEER V	N	SR26	13	Perm	C	1.00		1.00	\$ 70,224.00
AGS131EA	5/1/2012	037859	INFORMATION TECHNOL MGR	N	EM05	35	Perm	A	1.00	\$ 74,868.00	1.00	34.50/HR
AGS879OA	5/4/2012	105761	ELECTION LOGISTICS WORKER	Y	SRNA	61	Temp	A	0.42	\$ -	1.00	\$ 21,024.00
AGS879OA	5/4/2012	101885	ELECTION SPECIALIST (CCOP)	Y	SRNA	63	Temp	A	0.50	\$ 12,480.00	1.00	\$ 26,280.00
AGS879OA	5/4/2012	101161	ELECTION SPECIALIST (BOPS)	Y	SRNA	63	Temp	A	1.00	\$ 12,480.00	1.00	\$ 26,280.00
AGS807FR	5/14/2012	018117	ENGINEER V	N	SR26	73	Perm	A	1.00	\$ 75,960.00	1.00	26.68/HR
AGS879OA	5/16/2012	105933	HOTLINE OPERATOR	Y	SRNA	63	Temp	A	0.21	\$ -	1.00	\$ 20,208.00
AGS231FA	5/16/2012	001259	JANITOR II	N	BC02	01	Perm	A	1.00	\$ 33,228.00	1.00	\$ 33,228.00
AGS231FA	5/16/2012	055077	JANITOR II	N	BC02	01	Perm	A	1.00	\$ 33,228.00	1.00	\$ 33,228.00
AGS131EC	5/16/2012	018970	COMPUTER OPERATOR III	N	SR17	03	Perm	A	1.00	\$ 56,172.00	1.00	\$ 41,040.00
AGS111DA	5/17/2012	012953	OFFICE ASSISTANT III	N	SR08	03	Perm	A	1.00	\$ 33,756.00	1.00	\$ 25,668.00
AGS231FA	5/17/2012	120442	JANITOR II	N	BC02	61	Vicing	A			1.00	15.98/HR
AGS231FA	5/21/2012	022557	JANITOR II	N	BC02	01	Perm	A	1.00	\$ 33,228.00	1.00	\$ 33,228.00
AGS131EF	5/22/2012	039816	INFORMATION TECHNOL SPCLT V	N	SR24	73	Perm	A	1.00	\$ 67,488.00	1.00	24.67/HR
AGS879OA	5/30/2012	101164	ELECTION CLERK	Y	SRNA	63	Temp	A	0.50	\$ 10,080.00	1.00	10.00/HR
AGS131EA	5/30/2012	120458	ASSISTANT ADMINISTRATOR (VICING)	N	EM06	35	Vicing	A			1.00	36.22/HR

Department of Accounting and General Services

New Hires

<u>Prog ID/Org</u>	<u>New Hire Effective Date</u>	<u>Position Number</u>	<u>Position Title</u>	<u>Exempt (Y/N)</u>	<u>SR Level</u>	<u>BU Code</u>	<u>T/P</u>	<u>MOF</u>	<u>Budgeted FTE</u>	<u>Budgeted Salary</u>	<u>Actual FTE</u>	<u>Actual Salary</u>
AGS240JA	5/31/2012	052276	MANAGEMENT ANALYST IV	N	SR22	73	Perm	A	1.00	\$ 53,352.00	1.00	21.91/HR
AGS879OA	6/1/2012	105925	ELECTION CLERK	Y	SRNA	63	Temp	A	0.50	\$ 9,600.00	1.00	\$ 19,968.00
AGS889MA	6/1/2012	027961	CASHIER I	N	SR10	03	Perm	B	1.00	\$ 39,480.00	1.00	\$ 27,756.00
AGS131EA	6/6/2012	120604	ADMINISTRATIVE ASSISTANT	Y	SRNA	63	Temp	B	1.00		1.00	\$ 51,000.00
AGS901AA	6/6/2012	100012	PRIVATE SECRETARY III	Y	SR24	63	Perm	A	1.00	\$ 60,744.00	1.00	\$ 58,440.00
AGS221IA	6/6/2012	118987**	STUDENT INTERN (PROF) I	N	SR13	73	Perm	C	1.00		1.00	15.42/HR
AGS879OA	6/12/2012	105929	HOTLINE OPERATOR	Y	SRNA	63	Temp	A	0.21	\$ 3,500.00	1.00	\$ 20,208.00
AGS103CC	6/15/2012	003547	ACCOUNTING SYSTEM MANAGER	N	EM05	35	Perm	A	1.00	\$ 91,752.00	1.00	\$ 90,612.00
AGS807FP	6/18/2012	021166	CABINET MAKER I	N	BC10	01	Perm	A	1.00	\$ 46,236.00	1.00	\$ 46,236.00
AGS807FR	6/18/2012	018117	ENGINEER V	N	SR26	23	Perm	A	1.00	\$ 75,960.00	1.00	\$ 55,500.00
AGS221IA	6/18/2012	042619**	PUBLIC WORKS MANAGER	N	EM07	35	Perm	C	1.00		1.00	\$ 83,556.00
AGS879OA	6/20/2012	105763	ELECTION LOGISTICS WORKER	Y	SRNA	61	Temp	A	0.42	\$ 9,600.00	1.00	\$ 19,200.00
AGS879OA	6/20/2012	106053	ELECTION ASSISTANT (POPS)	Y	SRNA	63	Temp	A	0.50	\$ 10,800.00	1.00	\$ 23,652.00
AGS881LA	6/25/2012	026529	ARTS PROGRAM SPECIALIST III	N	SR20	73	Perm	B	1.00	\$ 43,824.00	1.00	20.26/HR
AGS240JA	6/26/2012	012950	GENERAL PROFESSIONAL V	N	SR24	73	Perm	A	1.00	\$ 45,576.00	1.00	24.67/HR
AGS231FW	7/1/2012	100091	HOUSEKEEPER - WASHINGTON PLACE	N	SRNA	61	Perm	A	1.00	\$ 33,528.00	1.00	\$ 33,528.00
AGS231FW	7/1/2012	100578	CURATOR - WASHINGTON PLACE	N	SRNA	73	Temp	A	1.00	\$ 56,140.00	1.00	\$ 56,136.00
AGS231FW	7/1/2012	100335	DIRECTOR OF WASHINGTON PLACE	N	SRNA	73	Perm	A	1.00	\$ 80,400.00	1.00	\$ 80,400.00
AGS879OA	7/2/2012	105765	ELECTION LOGISTICS WORKER	Y	SRNA	61	Temp	A	0.42	\$ 8,000.00	1.00	\$ 19,200.00
AGS131EC	7/2/2012	027570	DATA PROCESSING CONTROL CLK I	N	SR12	03	Perm	A	1.00	\$ 44,412.00	1.00	\$ 31,212.00
AGS231FA	7/2/2012	018982	JANITOR II	N	BC02	01	Perm	A	1.00	\$ 33,228.00	1.00	\$ 33,228.00
AGS240JA	7/2/2012	018933	PURCHASING SPCLT II	N	SR18	13	Perm	A	1.00	\$ 45,576.00	1.00	\$ 38,988.00
AGS102CB	7/2/2012	028819	PRE AUDIT CLERK II	N	SR13	03	Perm	A	1.00	\$ 33,756.00	1.00	\$ 44,412.00
AGS131EA	7/2/2012	118185	INFORMATION TECHNOL SPCLT V	N	SR24	13	Perm	A	1.00	\$ 57,708.00	1.00	\$ 51,312.00
AGS901AA	7/3/2012	024151	ENGINEERING PROGRAM MGR	N	EM07	35	Perm	A	1.00	\$ 101,820.00	1.00	38.03/HR
AGS889MA	7/10/2012	027963	STADIUM TRAF & PRKG CONT SUPVR	N	SR18	04	Perm	B	1.00	\$ 44,412.00	1.00	\$ 37,968.00
AGS131EC	7/16/2012	120510	OFFICE ASSISTANT IV	N	SR10	03	Perm	A	1.00	\$ 30,036.00	1.00	\$ 32,424.00
AGS131ED	7/16/2012	039816	INFORMATION TECHNOL SPCLT V	N	SR24	13	Perm	A	1.00	\$ 62,424.00	1.00	\$ 55,500.00
AGS102CB	7/25/2012	027109	PRE AUDIT CLERK II	N	SR13	03	Perm	A	1.00	\$ 35,064.00	1.00	15.01/HR
AGS131EA	7/31/2012	037859	INFORMATION TECHNOL MGR	N	EM05	35	Perm	A	1.00	\$ 74,868.00	1.00	34.50/HR
AGS879OA	8/1/2012	105761	ELECTION LOGISTICS WORKER	Y	SRNA	61	Temp	A	0.42	\$ 9,600.00	1.00	\$ 19,200.00



Department of Accounting and General Services

New Hires

<u>Prog ID/Org</u>	<u>New Hire Effective Date</u>	<u>Position Number</u>	<u>Position Title</u>	<u>Exempt (Y/N)</u>	<u>SR Level</u>	<u>BU Code</u>	<u>T/P</u>	<u>MOF</u>	<u>Budgeted FTE</u>	<u>Budgeted Salary</u>	<u>Actual FTE</u>	<u>Actual Salary</u>
AGS221IA	8/1/2012	017013**	OFFICE ASSISTANT III	N	SR08	03	Perm	C	1.00		1.00	\$ 30,036.00
AGS131ED	8/1/2012	039553	INFORMATION TECHNOL SPCLT V	N	SR24	13	Perm	A	1.00	\$ 55,500.00	1.00	\$ 55,500.00
AGS101CA	8/1/2012	014994	ACCOUNTANT V	N	SR24	13	Perm	A	1.00	\$ 67,488.00	1.00	\$ 67,488.00
AGS221IA	8/1/2012	042662**	ENGINEER VI	N	SR28	23	Perm	C	1.00		1.00	\$ 78,984.00
AGS232FE	8/16/2012	004372	SECRETARY II	N	SR14	63	Perm	A	1.00	\$ 39,480.00	1.00	\$ 32,424.00
AGS221IA	8/16/2012	021620**	BUILDING CONST INSPECTOR III	N	SR21	03	Perm	C	1.00		1.00	\$ 58,440.00
AGS252GB	8/20/2012	041117	OFFICE ASSISTANT IV	N	SR10	03	Perm	W	1.00	\$ 36,516.00	1.00	\$ 27,756.00
AGS131EF	8/21/2012	043176	INFORMATION TECHNOL SPCLT V	N	SR24	73	Perm	A	1.00	\$ 67,488.00	1.00	24.67/HR
AGS102CB	8/22/2012	022960	OFFICE ASSISTANT IV	N	SR10	63	Perm	A	1.00	\$ 42,684.00	1.00	13.34/HR
AGS879OA	8/28/2012	101164	ELECTION CLERK	Y	SRNA	63	Temp	A	0.50	\$ 10,080.00	1.00	10.00/HR
AGS131EA	8/28/2012	120458	ASSISTANT ADMINISTRATOR (VICING)	N	EM06	35	Vicing	A			1.00	36.22/HR
AGS240JA	8/29/2012	052276	MANAGEMENT ANALYST IV	N	SR22	73	Perm	A	1.00	\$ 53,352.00	1.00	21.91/HR
AGS901AA	9/4/2012	100124	DEPUTY COMPTROLLER	Y	SRNA	00	Perm	A	1.00	\$ 59,346.00	1.00	\$ 97,524.00
AGS807FQ	9/10/2012	021393	CARPENTER I	N	BC09	01	Perm	A	1.00	\$ 44,544.00	1.00	\$ 44,544.00
AGS807FP	9/10/2012	021161	ENGINEER V	N	SR26	73	Perm	A	1.00	\$ 51,312.00	1.00	26.68/HR
AGS881LA	9/11/2012	016047	SECRETARY II	N	SR14	63	Perm	B	0.50	\$ 16,212.00	0.50	\$ 16,212.00
AGS131EC	9/17/2012	120508	OFFICE ASSISTANT IV	N	SR10	03	Perm	A	1.00	\$ 30,036.00	1.00	\$ 27,756.00
AGS231FA	9/17/2012	034888	JANITOR II	N	BC02	01	Perm	A	1.00	\$ 33,228.00	1.00	\$ 33,228.00
AGS881LA	9/17/2012	026529	ARTS PROGRAM SPECIALIST III	N	SR20	13	Perm	B	1.00	\$ 43,824.00	1.00	\$ 42,132.00
AGS231FA	9/18/2012	022557	JANITOR II	N	BC02	01	Perm	A	1.00	\$ 33,228.00	1.00	\$ 33,228.00
AGS231FA	9/18/2012	120442	JANITOR II	N	BC02	61	Vicing	A			1.00	15.98/HR
AGS232FE	9/20/2012	120672	GROUNDKEEPER I	N	BC02	61	Vicing	A			1.00	15.98/HR
AGS251GA	9/25/2012	041124	OFFICE ASSISTANT III	N	SR08	03	Perm	W	1.00	\$ 35,064.00	1.00	\$ 28,836.00
AGS240JA	9/25/2012	012950	GENERAL PROFESSIONAL V	N	SR24	73	Perm	A	1.00	\$ 45,576.00	1.00	24.67/HR
AGS231FA	10/1/2012	011881	JANITOR II	N	BC02	01	Perm	A	1.00	\$ 33,228.00	1.00	\$ 33,228.00
AGS131EC	10/1/2012	120493	COMPUTER OPERATOR II	N	SR15	03	Perm	A	1.00	\$ 33,756.00	1.00	\$ 33,756.00
AGS231FA	10/1/2012	018979	JANITOR III	N	WS02	01	Perm	A	1.00	\$ 35,544.00	1.00	\$ 35,544.00
AGS233FL	10/1/2012	046597	CARPENTER I	N	BC09	01	Perm	A	1.00	\$ 44,544.00	1.00	\$ 44,544.00
AGS901AA	10/2/2012	024151	ENGINEERING PROGRAM MGR	N	EM07	35	Perm	A	1.00	\$ 101,820.00	1.00	38.03/HR
AGS131EC	10/3/2012	040588	COMPUTER OPERATOR II	N	SR15	03	Perm	A	1.00	\$ 44,412.00	1.00	\$ 33,756.00
AGS203AD	10/4/2012	002739	RISK MANAGEMENT OFFICER	N	EM05	35	Perm	W	1.00	\$ 78,984.00	1.00	\$ 88,884.00
AGS240JA	10/8/2012	0 46181	OFFICE ASSISTANT IV	N	SR10	03	Perm	A	1.00	\$ 27,756.00	1.00	\$ 27,756.00
AGS131EF	10/10/2012	034128	TELECOMMUNICATIONS PLANNER	N	SR24	73	Perm	A	1.00	\$ 53,352.00	1.00	24.67/HR

Department of Accounting and General Services

New Hires

<u>Prog ID/Org</u>	<u>New Hire Effective Date</u>	<u>Position Number</u>	<u>Position Title</u>	<u>Exempt (Y/N)</u>	<u>SR Level</u>	<u>BU Code</u>	<u>T/P</u>	<u>MOF</u>	<u>Budgeted FTE</u>	<u>Budgeted Salary</u>	<u>Actual FTE</u>	<u>Actual Salary</u>
AGS889MA	10/11/2012	027942	ASST STADIUM AUTH EVENTS MGR	N	SR24	23	Perm	B	1.00	\$ 53,352.00	1.00	\$ 51,312.00
AGS131EC	10/16/2012	120494	COMPUTER OPERATOR II	N	SR15	03	Perm	A	1.00	\$ 33,756.00	1.00	\$ 33,756.00
AGS901AC	10/16/2012	041669	PERSONNEL CLERK V	N	SR13	63	Perm	A	1.00	\$ 48,048.00	1.00	\$ 35,064.00
AGS102CB	10/23/2012	027109	PRE AUDIT CLERK II	N	SR13	03	Perm	A	1.00	\$ 35,064.00	1.00	15.01/HR
AGS879OA	10/26/2012	105765	ELECTION LOGISTICS WORKER	Y	SRNA	61	Temp	A	0.42	\$ 8,000.00	1.00	9.23/HR
AGS231FA	11/1/2012	012618	JANITOR II	N	BC02	01	Perm	A	1.00	\$ 33,228.00	1.00	\$ 33,228.00
AGS232FE	11/1/2012	118110	SPRINKLER SYSTEM REPAIRER	N	BC05	01	Perm	A	1.00	\$ 36,960.00	1.00	\$ 36,960.00
AGS221IA	11/1/2012	052296**	BUILDING CONST INSPECTOR II	N	SR19	03	Perm	C	1.00		1.00	\$ 39,480.00
AGS807FP	11/1/2012	046598	BUILDING MAINTENANCE WORKER I	N	BC09	01	Perm	A	1.00	\$ 44,544.00	1.00	\$ 44,544.00
AGS233FK	11/1/2012	000355	BLDG CONSTR & MTNCE SUPVR I	N	F110	02	Perm	A	1.00	\$ 50,520.00	1.00	\$ 51,528.00
AGS879OA	11/1/2012	101154	GENERAL PROFESSIONAL IV	N	SR24	73	Perm	A	1.00	\$ 51,874.00	1.00	\$ 57,708.00
AGS807FP	11/1/2012	021161	ENGINEER V	N	SR26	13	Perm	A	1.00	\$ 51,312.00	1.00	\$ 78,984.00
AGS131EA	11/1/2012	120426	SENIOR IT PROGRAM MANAGER	Y	SRNA	73	Perm	B	1.00	\$ -	1.00	\$ 114,000.00
AGS102CB	11/16/2012	027109	PRE AUDIT CLERK I	N	SR11	03	Perm	A	1.00	\$ 35,064.00	1.00	\$ 28,836.00
AGS131EC	11/16/2012	023562	DATA ENTRY OPERATOR I	N	SR08	03	Perm	A	1.00	\$ 30,036.00	1.00	\$ 30,036.00
AGS111DA	11/16/2012	120676	ACQUISITION SPECIALIST	N	SRNA	13	Temp	A	1.00	\$ 20,000.00	1.00	\$ 47,412.00
AGS131EF	11/16/2012	043176	INFORMATION TECHNOL SPCLT V	N	SR24	13	Perm	A	1.00	\$ 67,488.00	1.00	\$ 51,312.00
AGS102CB	11/16/2012	022960	OFFICE ASSISTANT IV	N	SR10	63	Perm	A	1.00	\$ 42,684.00	1.00	13.34/HR
AGS881LA	11/26/2012	027869	ARTS PROGRAM SPECIALIST IV	N	SR22	13	Perm	B	1.00	\$ 45,576.00	1.00	\$ 45,576.00
AGS879OA	11/26/2012	101164	ELECTION CLERK	Y	SRNA	63	Temp	A	0.50	\$ 10,080.00	1.00	10.00/HR
AGS240JA	11/27/2012	052276	MANAGEMENT ANALYST IV	N	SR22	73	Perm	A	1.00	\$ 53,352.00	1.00	21.91/HR
AGS131EA	11/27/2012	120458	ASSISTANT ADMINISTRATOR (VICING)	N	EM06	35	Vicing	A			1.00	36.22/HR
AGS221IA	12/6/2012	118987**	STUDENT INTERN (PROF) I	N	SR13	73	Temp	C	1.00		1.00	15.42/HR
AGS889MA	12/17/2012	027944	ENGINEER VI	N	SR28	93	Perm	B	1.00	\$ 82,128.00	1.00	30.01/HR
AGS232FE	12/19/2012	120493	GROUNDKEEPER I	N	BC02	61	Vicing	A			1.00	15.98/HR
AGS240JA	12/26/2012	012950	GENERAL PROFESSIONAL V	N	SR24	73	Perm	A	1.00	\$ 45,576.00	1.00	24.67/HR
AGS807FQ	1/2/2013	021410	ELECTRICIAN I	N	BC10	01	Perm	A	1.00	\$ 46,236.00	1.00	\$ 46,236.00
AGS889MA	1/8/2013	048140	PERSONNEL CLERK IV	N	SR11	63	Perm	B	1.00	\$ 41,040.00	1.00	\$ 28,836.00
AGS131EF	1/9/2013	034128	TELECOMMUNICATIONS PLANNER	N	SR24	73	Perm	A	1.00		1.00	24.67/HR
AGS901AB	1/16/2013	019170	PRE AUDIT CLERK I	N	SR11	03	Perm	A	1.00	\$ 28,836.00	1.00	\$ 28,836.00
AGS131EA	1/16/2013	022015	OFFICE ASSISTANT III	N	SR08	03	Perm	A	1.00	\$ 39,480.00	1.00	\$ 35,064.00

Department of Accounting and General Services  
New Hires

Table 16

<u>Prog ID/Org</u>	<u>New Hire Effective Date</u>	<u>Position Number</u>	<u>Position Title</u>	<u>Exempt (Y/N)</u>	<u>SR Level</u>	<u>BU Code</u>	<u>T/P</u>	<u>MOF</u>	<u>Budgeted FTE</u>	<u>Budgeted Salary</u>	<u>Actual FTE</u>	<u>Actual Salary</u>
AGS103CC	1/16/2013	010010	ACCOUNTANT III	N	SR20	13	Perm	A	1.00	\$ 60,024.00	1.00	\$ 42,132.00
AGS131EC	1/16/2013	026791	INFORMATION TECHNOL SPCLT IV	N	SR22	13	Perm	A	1.00	\$ 53,352.00	1.00	\$ 45,576.00
AGS131EC	1/16/2013	022012	COMPUTER OPERATIONS SUPV II	N	SR23	84	Perm	A	1.00	\$ 48,048.00	1.00	\$ 46,176.00
AGS233FK	1/16/2013	021617	ELECRICIAN II	N	WS10	01	Perm	A	1.00	\$ 48,960.00	1.00	\$ 48,960.00
AGS102CB	2/1/2013	022960	OFFICE ASSISTANT IV	N	SR10	03	Perm	A	1.00	\$ 42,684.00	1.00	\$ 27,756.00
AGS240JA	2/1/2013	120807	PURCHASING SPCLT V	N	SR24	23	Perm	A	1.00	\$ 51,312.00	1.00	\$ 53,352.00
AGS111DA	2/4/2013	120675	SYSTEMS DEVELOPER	N	SRNA	13	Temp	A	1.00	\$ 67,500.00	0.50	\$ 33,750.00
AGS889MA	2/11/2013	027938	SECRETARY I	N	SR12	03	Perm	B	1.00	\$ 35,064.00	1.00	\$ 30,036.00
AGS111DA	2/11/2013	120820	DIGITAL ARCHIVES SPECIALIST	N	SRNA	73	Temp	A			1.00	17.32/HR
AGS111DA	2/11/2013	120821	DIGITAL ARCHIVES SPECIALIST	N	SRNA	73	Temp	A			1.00	17.32/HR
AGS111DA	2/11/2013	120818	DIGITAL ARCHIVES SPECIALIST	N	SRNA	73	Temp	A			1.00	18.74/HR
AGS111DA	2/13/2013	120819	DIGITAL ARCHIVES SPECIALIST	N	SRNA	73	Temp	A			1.00	21.91/HR
AGS131EA	2/26/2013	120458	ASSISTANT ADMINISTRATOR (VICING)	N	EM06	35	Vicing	A			1.00	36.22/HR
AGS231FA	3/1/2013	028789	JANITOR II	N	BC02	01	Perm	A	1.00	\$ 33,228.00	1.00	\$ 33,228.00
AGS231FB	3/1/2013	015726	JANITOR II	N	BC02	01	Perm	A	1.00	\$ 33,228.00	1.00	\$ 33,228.00
AGS221IA	3/1/2013	019101**	OFFICE ASSISTANT IV	N	SR10	03	Perm	C	1.00		1.00	\$ 36,516.00
AGS233FK	3/1/2013	015619	ELECTRICIAN I	N	BC10	01	Perm	A	1.00	\$ 46,236.00	1.00	\$ 46,236.00
AGS231FA	3/18/2013	000258	JANITOR II	N	BC02	01	Perm	A	1.00	\$ 33,228.00	1.00	\$ 33,228.00
AGS131EF	3/18/2013	039816	INFORMATION TECHNOL SPCLT V	N	SR24	13	Perm	A	1.00	\$ 62,424.00	1.00	\$ 57,708.00
AGS131ED	4/1/2013	037517	INFORMATION TECHNOL SPCLT IV	N	SR22	13	Perm	A	1.00	\$ 53,352.00	1.00	\$ 45,576.00
AGS807FQ	4/1/2013	017201	PLUMBER II	N	WS10	01	Perm	A	1.00	\$ 48,960.00	1.00	\$ 48,960.00
AGS881LA	4/2/2013	021352	OFFICE ASSISTANT III	N	SR08	03	Perm	B	0.50	\$ 15,018.00	0.50	\$ 16,878.00
AGS881LA	4/2/2013	021352	OFFICE ASSISTANT III	N	SR08	03	Perm	N	0.50	\$ 15,018.00	0.50	\$ 16,878.00
AGS233FM	4/9/2013	046917	CARPENTER I	N	BC09	61	Perm	A	1.00	\$ 44,544.00	1.00	21.42/HR
AGS879OA	4/11/2013	101889	INFO COMM SYSTEMS ANALYST	Y	SRNA	73	Perm	A	1.00	\$ 32,448.00	1.00	19.11/HR
AGS221IA	4/16/2013	011971**	BUILDING CONST INSPECTOR II	N	SR19	03	Perm	C	1.00		1.00	\$ 39,480.00
AGS101CA	4/16/2013	036407	ACCOUNTANT III	N	SR20	13	Perm	A	1.00	\$ 53,352.00	1.00	\$ 43,824.00
AGS879OA	4/16/2013	101158	GENERAL PROFESSIONAL V	N	SR24	73	Perm	A	1.00	\$ 35,000.00	1.00	\$ 51,312.00
AGS221IA	4/22/2013	010610**	ENGINEER V	N	SR26	13	Perm	C	1.00		1.00	\$ 55,500.00
AGS252GB	5/1/2013	001257	PARKING & SECURITY OFFICER II	N	SR10	03	Perm	W	1.00	\$ 36,516.00	1.00	\$ 27,756.00
AGS102CB	5/1/2013	017729	OFFICE ASSISTANT III	N	SR08	03	Perm	A	1.00	\$ 39,480.00	1.00	\$ 31,212.00

Department of Accounting and General Services  
New Hires

Table 16

<u>Prog ID/Org</u>	<u>New Hire Effective Date</u>	<u>Position Number</u>	<u>Position Title</u>	<u>Exempt (Y/N)</u>	<u>SR Level</u>	<u>BU Code</u>	<u>T/P</u>	<u>MOF</u>	<u>Budgeted FTE</u>	<u>Budgeted Salary</u>	<u>Actual FTE</u>	<u>Actual Salary</u>
AGS221IA	5/1/2013	017050**	BUILDING CONST INSPECTOR II	N	SR19	03	Perm	C	1.00		1.00	\$ 41,040.00
AGS131EF	5/1/2013	120723	INFORMATION TECHNOL SPCLT V	N	SR24	13	Perm	A	1.00	\$ 51,312.00	1.00	\$ 62,424.00
AGS131EE	5/1/2013	017858	INFORMATION TECHNOL SPCLT V	N	SR24	73	Perm	A	1.00	\$ 70,224.00	1.00	\$ 67,488.00
AGS240JA	5/16/2013	018933	PURCHASING SPCLT II	N	SR18	13	Perm	A	1.00	\$ 45,576.00	1.00	\$ 38,988.00
AGS131EC	5/17/2013	022024	COMPUTER OPERATIONS SCHEDULER	N	SR19	84	Perm	A	1.00	\$ 53,352.00	1.00	18.98/HR
AGS901AC	5/28/2013	041669	PERSONNEL CLERK V	N	SR13	63	Perm	A	1.00	\$ 48,048.00	1.00	15.01/HR
AGS130EG	5/30/2013	120865	GIS DATABASE ADMINISTRATOR	Y	SRNA	73	Temp	A	1.00	\$ 65,000.00	1.00	\$ 51,000.00
AGS131EB	6/3/2013	120720	INFORMATION TECHNOL SPCLT II	N	SR18	73	Perm	A	1.00	\$ 55,500.00	1.00	18.74/HR
AGS131EC	6/3/2013	120905	INFORMATION TECHNOL SPCLT II	N	SR18	73	Perm	A	1.00	\$ 45,576.00	1.00	18.74/HR
AGS131EC	6/3/2013	120906	INFORMATION TECHNOL SPCLT II	N	SR18	73	Perm	A	1.00	\$ 55,312.00	1.00	18.74/HR
AGS131ED	6/3/2013	113017	INFORMATION TECHNOL SPCLT II	N	SR18	73	Perm	A	1.00	\$ 57,708.00	1.00	18.74/HR
AGS231FB	6/3/2013	032100	JANITOR II	N	BC02	01	Perm	A	0.50	\$ 16,614.00	0.50	\$ 16,614.00
AGS231FB	6/3/2013	023087	JANITOR II	N	BC02	01	Perm	A	0.50	\$ 16,614.00	0.50	\$ 16,614.00
AGS231FA	6/3/2013	027141	JANITOR II	N	BC02	01	Perm	A	1.00	\$ 33,228.00	1.00	\$ 33,228.00
AGS233FK	6/3/2013	118758	ELECTRICIAN I	N	BC10	01	Perm	A	1.00	\$ 46,236.00	1.00	\$ 43,236.00
AGS221IA	6/3/2013	001373**	ENGINEER VI	N	SR28	23	Perm	C	1.00		1.00	\$ 82,128.00
AGS251GA	6/4/2013	041306	AUTOMOTIVE SVCS OPTNS SUPVR	N	SR24	84	Perm	W	0.50	\$ 34,194.00	0.50	\$ 24,966.00
AGS252GB	6/4/2013	041306	AUTOMOTIVE SVCS OPTNS SUPVR	N	SR24	84	Perm	W	0.50	\$ 34,194.00	0.50	\$ 24,966.00
AGS130EG	6/5/2013	120864	GIS WEB APPLICATION DEVELOPER	Y	SRNA	73	Temp	A	1.00	\$ 60,000.00	1.00	\$ 7,800.00
AGS879OA	6/6/2013	105766	ELECTION LOGISTICS WORKER	Y	SRNA	61	Temp	A	1.00	\$ 29,330.00	1.00	\$ 24,900.00
AGS879OA	6/17/2013	117212	ELECTION SPECIALIST (VS)	Y	SRNA	63	Temp	A	1.00	\$ 34,710.00	1.00	\$ 27,040.00
AGS807FQ	6/17/2013	047641	PLUMBER I	N	BC10	01	Perm	A	1.00	\$ 46,236.00	1.00	\$ 43,236.00
AGS807FP	6/17/2013	021149	BUILDING MAINTENANCE WORKER I	N	BC09	01	Perm	A	1.00	\$ 44,544.00	1.00	\$ 44,544.00
AGS807FQ	6/17/2013	021407	BUILDING MAINTENANCE WORKER I	N	BC09	01	Perm	A	1.00	\$ 44,544.00	1.00	\$ 44,544.00
AGS901AA	6/17/2013	021561	ENGINEERING PROGRAM MGR	N	EM07	35	Perm	A	1.00	\$ 103,584.00	1.00	\$ 82,272.00

Department of Accounting and General Services

New Hires

<u>Prog ID/Org</u>	<u>New Hire Effective Date</u>	<u>Position Number</u>	<u>Position Title</u>	<u>Exempt (Y/N)</u>	<u>SR Level</u>	<u>BU Code</u>	<u>T/P</u>	<u>MOF</u>	<u>Budgeted FTE</u>	<u>Budgeted Salary</u>	<u>Actual FTE</u>	<u>Actual Salary</u>
AGS252GB	6/24/2013	021369	PARKING & SECURITY OFFICER II	N	SR10	03	Perm	W	1.00	\$ 32,424.00	1.00	\$ 28,836.00
AGS231FA	6/24/2013	012676	OFFICE ASSISTANT III	N	SR06	03	Perm	A	1.00	\$ 28,836.00	1.00	\$ 36,516.00
AGS231FA	7/1/2013	018554	JANITOR II	N	BC02	01	Perm	A	1.00	\$ 33,228.00	1.00	\$ 33,228.00
AGS130EG	7/1/2013	120432	SENIOR IT SYSTEMS ANALYST	Y	SRNA	73	Perm	B	1.00	\$ 80,000.00	1.00	\$ 36,000.00
AGS130EG	7/1/2013	120953	STATEWIDE INTEROPERABILITY COORDINATOR	Y	SRNA	73	Perm	A	1.00	\$ 45,000.00	1.00	\$ 95,004.00
AGS111DA	7/2/2013	120820	DIGITAL ARCHIVES SPECIALIST	N	SRNA	73	Temp	A			1.00	\$ 36,026.00
AGS111DA	7/2/2013	120818	DIGITAL ARCHIVES SPECIALIST	N	SRNA	73	Temp	A			1.00	\$ 38,979.00
AGS111DA	7/2/2013	120819	DIGITAL ARCHIVES SPECIALIST	N	SRNA	73	Temp	A			1.00	\$ 45,573.00
AGS111DA	7/2/2013	120821	DIGITAL ARCHIVES SPECIALIST	N	SRNA	73	Temp	A			1.00	\$ 45,573.00
AGS130EG	7/2/2013	120946	SENIOR PROJECT MANAGER	Y	SRNA	73	Perm	A	1.00	\$ 35,000.00	1.00	\$ 78,000.00
AGS901AC	7/8/2013	045371	PERSONNEL MGMT SPECIALIST I	N	SR16	73	Perm	A	1.00	\$ 45,576.00	1.00	\$ 37,452.00
AGS901AC	7/9/2013	044852	PERSONNEL CLERK IV	N	SR11	63	Perm	A	1.00	\$ 33,756.00	1.00	\$ 28,836.00
AGS901AC	7/16/2013	041669	PERSONNEL CLERK IV	N	SR11	63	Perm	A	1.00	\$ 36,516.00	1.00	\$ 28,836.00
AGS231FB	7/16/2013	018924	JANITOR II	N	BC02	01	Perm	A	1.00	\$ 33,228.00	1.00	\$ 33,228.00
AGS221IA	7/16/2013	006687**	BUILDING CONST INSPECTOR II	N	SR19	03	Perm	C	1.00		1.00	\$ 39,480.00
AGS131EA	7/16/2013	118185	INFORMATION TECHNOL SPCLT V	N	SR24	13	Perm	A	1.00	\$ 51,312.00	1.00	\$ 51,312.00
AGS221IA	8/1/2013	118987**	ENGINEER I	N	SR18	13	Perm	C	1.00		1.00	\$ 38,988.00
AGS130EG	8/1/2013	120947	OIMT ADMINISTRATIVE ASST	Y	SRNA	63	Perm	A	1.00	\$ 27,500.00	1.00	\$ 53,040.00
AGS807FQ	8/1/2013	021389	ENGINEER V	N	SR26	23	Perm	A	1.00	\$ 64,920.00	1.00	\$ 78,984.00
AGS232FG	8/16/2013	013372	GROUNDKEEPER I	N	BC02	01	Perm	A	1.00	\$ 33,228.00	1.00	\$33,228.00
AGS807FR	8/19/2013	39230	OFFICE ASSISTANT III	N	SR08	03	Perm	A	1.00	\$ 33,756.00	1.00	\$25,668.00
AGS240JA	8/19/2013	012950	GENERAL PROFESSIONAL V	N	SR24	13	Perm	A	1.00	\$ 51,312.00	1.00	\$51,312.00
AGS130EG	8/19/2013	120971	SENIOR PROJECT MANAGER	Y	SRNA	73	Perm	A	1.00	\$ 35,000.00	1.00	\$ 64,999.92
AGS131EA	8/27/2013	037859	INFORMATION TECHNOL MGR	N	EM05	35	Perm	A	1.00	\$ 71,760.00	1.00	36.22/HR
AGS233FK	8/27/2013	118759	ENGINEER V	N	SR26	13	Perm	A	1.00	\$ 70,224.00	1.00	\$ 67,488.00
AGS233FM	9/9/2013	046917	CARPENTER I	N	BC09	01	Perm	A	1.00	\$ 44,544.00	1.00	\$ 45,432.00
AGS879OA	9/16/2013	121019	SECRETARY III	N	SR16	63	Vicing	A			1.00	16.86/HR
AGS131EC	9/16/2013	027469	COMPUTER OPERATOR I	N	SR13	03	Perm	A	1.00	\$ 37,968.00	1.00	\$ 33,756.00
AGS111DA	9/16/2013	042719	ARCHIVIST III	N	SR20	13	Perm	A	1.00	\$ 45,576.00	1.00	\$ 42,132.00
AGS221IA	10/1/2013	017002**	ENGINEER III	N	SR26	13	Perm	C	1.00		1.00	\$ 47,400.00
AGS879OA	10/1/2013	101162	GENERAL PROFESSIONAL V	N	SR24	73	Perm	A	1.00	\$ 56,180.00	1.00	\$ 53,364.00
AGS881LA	10/1/2013	031184	ACCOUNTANT IV	N	SR22	13	Perm	B	1.00	\$ 36,663.00	1.00	\$ 57,200.00
AGS130EG	10/1/2013	121042	SENIOR PROJECT MANAGER	Y	SRNA	73	Perm	A	1.00	\$ 35,000.00	1.00	\$ 75,000.00

Department of Accounting and General Services  
New Hires

Table 16

<u>Prog ID/Org</u>	<u>New Hire Effective Date</u>	<u>Position Number</u>	<u>Position Title</u>	<u>Exempt (Y/N)</u>	<u>SR Level</u>	<u>BU Code</u>	<u>T/P</u>	<u>MOF</u>	<u>Budgeted FTE</u>	<u>Budgeted Salary</u>	<u>Actual FTE</u>	<u>Actual Salary</u>
AGS221IA	10/1/2013	036607**	ARCHITECT V	N	SR26	23	Perm	C	1.00		1.00	\$ 75,960.00
AGS130EG	10/1/2013	121029	SENIOR RECORDS MANAGER	Y	SRNA	73	Perm	A	1.00	\$ 42,500.00	1.00	\$ 84,996.00
AGS901AA	10/1/2013	024151	ENGINEERING PROGRAM MGR	N	EM07	35	Perm	A	1.00	\$ 79,104.00	1.00	\$ 87,561.00
AGS130EG	10/2/2013	120865	GIS DATABASE ADMINISTRATOR	Y	SRNA	73	Temp	A	1.00	\$ 65,000.00	1.00	\$ 65,004.00
AGS231FA	10/16/2013	027134	JANITOR II	N	BC02	01	Perm	A	1.00	\$ 33,228.00	1.00	\$ 33,888.00
AGS807FP	10/16/2013	046598	BUILDING MAINTENANCE WORKER I	N	BC09	01	Perm	A	1.00	\$ 44,544.00	1.00	\$ 45,432.00
AGS240JA	10/16/2013	120848	PURCHASING SPCLT IV	N	SR22	13	Perm	A	1.00	\$ 25,546.00	1.00	\$ 49,308.00
AGS131EA	11/1/2013	120656	INFORMATION TECHNOL SPCLT IV	N	SR22	13	Perm	A	1.00	\$ 45,576.00	1.00	\$ 47,400.00
AGS240JA	11/16/2013	102616	STATE PROCUREMENT ADMIN	Y	SRNA	00	Perm	A	1.00	\$ 85,524.00	1.00	\$ 116,172.00
AGS221IA	11/18/2013	043356	ENGINEER V	N	SR26	13	Perm	A	1.00	\$ 78,984.00	1.00	\$ 82,140.00
**CIP positions are budgeted as a lump sum												

Department of Accounting and General Services  
 Unauthorized Positions

Table 17

<u>Prog ID/Org</u>	<u>Date Established</u>	<u>Legal Authority</u>	<u>Position Number</u>	<u>Position Title</u>	<u>Exempt (Y/N)</u>	<u>SR Level</u>	<u>BU Code</u>	<u>T/P</u>	<u>MOF</u>	<u>FTE</u>	<u>Annual Salary</u>	<u>Filled (Y/N)</u>	<u>Occupied by 89 Day Hire (Y/N)</u>
	NONE												

Department of Accounting and General Services  
Overtime Expenditures

Table 18

Prog ID	Program Title	MOF	FY12 (actual)			FY13 (actual)			FY14 (estimated)			FY15 (budgeted)		
			Base Salary \$\$\$\$	Overtime \$\$\$\$	Overtime Percent	Base Salary \$\$\$\$	Overtime \$\$\$\$	Overtime Percent	Base Salary \$\$\$\$	Overtime \$\$\$\$	Overtime Percent	Base Salary \$\$\$\$	Overtime \$\$\$\$	Overtime Percent
AGS-101	Acct System Development & Maintenance	A	\$ 436,872.00		0.0%	\$ 436,872.00		0.0%	\$ 429,096.00	\$ 7,293.00	1.7%	\$ 429,096.00	\$ 7,293.00	1.7%
AGS-102	Expenditure Examination	A	\$ 721,596.00	\$ 25,968.00	3.6%	\$ 721,596.00	\$ 27,530.00	3.8%	\$ 645,564.00	\$ 25,000.00	3.9%	\$ 645,564.00	\$ 25,000.00	3.9%
AGS-103	Recording and Reporting	A	\$ 618,852.00	\$ 89,445.00	14.5%	\$ 618,852.00	\$ 34,731.00	5.6%	\$ 666,108.00	\$ 66,880.00	10.0%	\$ 736,332.00	\$ 43,480.00	5.9%
AGS-104	Internal Post Audit	A	\$ 410,100.00		0.0%	\$ 410,100.00		0.0%	\$ 410,100.00		0.0%	\$ 410,100.00		0.0%
AGS-111	Archives-Records Management	A	\$ 755,280.00		0.0%	\$ 842,780.00		0.0%	\$ 868,392.00		0.0%	\$ 837,392.00		0.0%
AGS-111	Archives-Records Management	B										\$ 31,000.00		0.0%
AGS-130	Office of Information Mgt and Technology	A			#DIV/0!			#DIV/0!	\$ 1,377,250.00		0.0%	\$ 2,017,000.00		0.0%
AGS-130	Office of Information Mgt and Technology	B			#DIV/0!			#DIV/0!	\$ 578,188.00		0.0%	\$ 578,188.00		0.0%
AGS-131	Info Proc and Comm Services	A	\$ 8,310,110.00	\$ 92,473.00	1.1%	\$ 8,808,588.00	\$ 106,551.00	1.2%	\$ 7,821,768.00	\$ 77,685.00	1.0%	\$ 7,821,768.00	\$ 77,685.00	1.0%
AGS-131	Info Proc and Comm Services	B	\$ 46,818.00		0.0%	\$ 62,424.00		0.0%	\$ 62,424.00		0.0%	\$ 62,424.00		0.0%
AGS-203	State Risk Mgmt and Insurance Administration	W	\$ 231,771.00	\$ 2,206.00	1.0%	\$ 231,771.00	\$ 3,952.00	1.7%	\$ 244,044.00	\$ 900.00	0.4%	\$ 244,044.00	\$ 900.00	0.4%
AGS-211	Land Survey	A	\$ 565,836.00	\$ 13,287.00	2.3%	\$ 565,836.00	\$ 3,554.00	0.6%	\$ 537,696.00	\$ 3,267.00	0.6%	\$ 537,696.00	\$ 3,267.00	0.6%
AGS-221	Public Works-Planning, Design, and Constr	A	\$ 1,157,448.00		0.0%	\$ 1,157,448.00		0.0%	\$ 1,106,064.00		0.0%	\$ 1,106,064.00		0.0%
AGS-223	Office Leasing	A	\$ 248,760.00		0.0%	\$ 248,760.00		0.0%	\$ 248,760.00		0.0%	\$ 248,760.00		0.0%
AGS-231	Central Services -Custodial	A	\$ 4,129,212.00	\$ 706.00	0.0%	\$ 4,299,280.00	\$ 9,395.00	0.2%	\$ 4,256,236.00	\$ 9,216.00	0.2%	\$ 4,256,236.00	\$ 9,216.00	0.2%
AGS-232	Central Services-Grounds Maintenance	A	\$ 994,692.00	\$ 10,739.00	1.1%	\$ 994,692.00	\$ 11,583.00	1.2%	\$ 988,572.00	\$ 3,714.00	0.4%	\$ 988,572.00	\$ 3,714.00	0.4%
AGS-233	Central Services-Bldg Rep and Alt	A	\$ 1,696,080.00	\$ 157,552.00	9.3%	\$ 1,696,080.00	\$ 88,850.00	5.2%	\$ 1,706,004.00		0.0%	\$ 1,706,004.00		0.0%
AGS-240	State Procurement Office	A	\$ 1,000,342.00	\$ 11,218.00	1.1%	\$ 1,113,523.00	\$ 943.00	0.1%	\$ 1,045,864.00		0.0%	\$ 1,045,864.00		0.0%
AGS-244	Surplus Property Management	W	\$ 219,252.00	\$ 2,243.00	1.0%	\$ 219,252.00	\$ 1,576.00	0.7%	\$ 205,404.00		0.0%	\$ 205,404.00		0.0%
AGS-251	Automotive Management - Motor Pool	W	\$ 580,626.00	\$ 3,726.00	0.6%	\$ 580,626.00	\$ 2,958.00	0.5%	\$ 587,826.00	\$ 1,416.00	0.2%	\$ 587,826.00	\$ 1,416.00	0.2%
AGS-252	Automotive Management - Parking Control	W	\$ 864,211.00	\$ 12,051.00	1.4%	\$ 864,211.00	\$ 9,961.00	1.2%	\$ 885,480.00	\$ 26,600.00	3.0%	\$ 885,480.00	\$ 26,600.00	3.0%
AGS-807	Sch Rep and Mtnc, Neighbor Isle Dist	A	\$ 3,655,236.00	\$ 16,690.00	0.5%	\$ 3,655,236.00	\$ 8,335.00	0.2%	\$ 3,586,464.00	\$ 20,704.00	0.6%	\$ 3,586,464.00	\$ 20,704.00	0.6%
AGS-818	King Kamehameha Celebration Commission	T	\$ 42,132.00		0.0%	\$ 42,132.00		0.0%	\$ 45,996.00		0.0%	\$ 45,996.00		0.0%
AGS-871	Campaign Spending Commission	T	\$ 419,772.00		0.0%	\$ 419,772.00		0.0%	\$ 407,712.00		0.0%	\$ 407,712.00		0.0%
AGS-879	Office of Elections	A	\$ 1,084,164.00	\$ 12,457.00	1.1%	\$ 986,594.00	\$ 107,447.00	10.9%	\$ 781,934.00		0.0%	\$ 920,853.00	\$ 15,000.00	1.6%
AGS-879	Office of Elections	N	\$ 61,561.00		0.0%	\$ 61,561.00	\$ 2,763.00	4.5%	\$ 46,830.00		0.0%	\$ 46,830.00		0.0%
AGS-881	State Foundation on Culture and the Arts	B	\$ 751,326.00	\$ 10,688.00	1.4%	\$ 751,326.00	\$ 5,554.00	0.7%	\$ 725,382.00		0.0%	\$ 749,790.00		0.0%
AGS-881	State Foundation on Culture and the Arts	N	\$ 260,952.00	\$ 464.00	0.2%	\$ 260,952.00	\$ 444.00	0.2%	\$ 261,012.00	\$ 11,010.00	4.2%	\$ 261,012.00	\$ 11,010.00	4.2%



Department of Accounting and General Services  
Overtime Expenditures

Table 18

Prog ID	Program Title	MOF	FY12 (actual)			FY13 (actual)			FY14 (estimated)			FY15 (budgeted)		
			Base Salary \$\$\$\$	Overtime \$\$\$\$	Overtime Percent	Base Salary \$\$\$\$	Overtime \$\$\$\$	Overtime Percent	Base Salary \$\$\$\$	Overtime \$\$\$\$	Overtime Percent	Base Salary \$\$\$\$	Overtime \$\$\$\$	Overtime Percent
AGS-889	Spectator Events & Shows- Aloha Stadium	B	\$ 2,080,602.00	\$ 12,926.00	0.6%	\$ 2,080,602.00	\$ 11,816.00	0.6%	\$ 1,988,400.00	\$ 80,000.00	4.0%	\$ 1,988,400.00	\$ 80,000.00	4.0%
AGS-901	General Administrative Services	A	\$ 2,112,666.00	\$ 30,309.00	1.4%	\$ 2,112,666.00	\$ 19,259.00	0.9%	\$ 2,010,282.00	\$ 49,113.00	2.4%	\$ 2,010,282.00	\$ 49,113.00	2.4%
AGS-901	General Administrative Services	U	\$ 108,852.00		0.0%	\$ 108,852.00		0.0%	\$ 108,852.00		0.0%	\$ 108,852.00		0.0%
			\$ 33,565,121.00	\$ 505,148.00	1.5%	\$ 34,352,384.00	\$ 457,202.00	1.3%	\$ 34,633,704.00	\$ 382,798.00	1.1%	\$ 35,507,005.00	\$ 374,398.00	1.1%

Department of Accounting and General Services  
Overpayments

Table 19

Employee Name	Date of Overpayment	Gross Amount Overpaid	Amount Recovered	Balance	Category				Reason for Overpayment	Referred to Attorney General
					Employed		Not Employed			
					Occurred > 2 Years	Occurred < 2 Years	Occurred > 2 Years	Occurred < 2 Years		
	Oct., 2012	\$ 90.29	\$ -	\$ 90.29		\$ 90.29			LWOP	No
	Dec 12- June 13	\$ 988.00	\$ 790.40	\$ 197.60		\$ 197.60			Base not adjusted for STOWOP	No
	Feb., 2012	\$ 235.20	\$ -	\$ 235.20		\$ 235.20			Duplicate Notification of T/A received	No
	Feb., 2012	\$ 703.92	\$ 351.96	\$ 351.96		\$ 351.96			Duplicate Notification of T/A received	No
	July-Nov.,2013	\$ 2,662.50	\$ -	\$ 2,662.50		\$ 2,662.50			Incorrect semi-monthly amount	No
	2007, 2008	\$ 780.39		\$ 780.39			\$ 780.39		LWOP	Yes
	Dec06-Apr 07, July, Sep., Oct07, Jan08	\$ 793.61	\$ 169.74	\$ 623.87			\$ 623.87		LWOP	Yes
	Jan to June, 2002	\$ 1,744.32	\$ 47.26	\$ 1,697.06			\$ 1,697.06		LWOP	Yes
	Aug, 2000	\$ 53.87		\$ 53.87			\$ 53.87		Paid after resignation date.	Yes
	Jan to Nov, 2000 and Jan to May, 2001	\$ 1,054.84	\$ 386.24	\$ 668.60			\$ 668.60		LWOP	Yes
	Feb & Dec, 1995	\$ 474.44		\$ 474.44			\$ 474.44		LWOP	Yes
	July to Aug, 1995	\$ 1,954.40	\$ 50.00	\$ 1,904.40			\$ 1,904.40		LWOP	Yes
	Nov., 2011	\$ 954.54	\$ -	\$ 954.54				\$ 954.54	LWOP	Yes
	Nov 2006, Dec. 2007	\$ 2,658.95		\$ 2,658.95			\$ 2,658.95		LWOP	Yes
	Nov, 2008	\$ 202.40	\$ 70.00	\$ 132.40			\$ 132.40		Paid after resignation date.	Yes
	Oct to Dec., 1995	\$ 2,611.63	\$ 519.00	\$ 2,092.63			\$ 2,092.63		LWOP	Yes
	March to May, 2000 and Apr 2001	\$ 2,387.65	\$ 1,576.12	\$ 811.53			\$ 811.53		LWOP	Yes

Department of Accounting and General Services  
Overpayments

Table 19

<u>Employee Name</u>	<u>Date of Overpayment</u>	<u>Gross Amount Overpaid</u>	<u>Amount Recovered</u>	<u>Balance</u>	<u>Occurred &gt; 2 Years</u>	<u>Occurred &lt; 2 Years</u>	<u>Occurred &gt; 2 Years</u>	<u>Occurred &lt; 2 Years</u>	<u>Reason for Overpayment</u>	<u>Referred to Attorney General</u>
[REDACTED]	Dec. 2007-July, 2008	\$ 3,834.81	\$ 3,058.49	\$ 776.32			\$ 776.32		LWOP	Yes
[REDACTED]	Feb-Mar, 2011	\$ 714.61		\$ 714.61			\$ 714.61		LWOP	Yes
[REDACTED]	Nov, 2009	\$ 379.42		\$ 379.42			\$ 379.42		LWOP	Yes
[REDACTED]	1996	\$ 262.46	\$ 236.00	\$ 26.46			\$ 26.46		LWOP	Yes





Department of Accounting and General Services  
Contract Costs

Accounting Division - UARB

Prog ID	MOF	Frequency		Max Value	Outstanding Balance	Term of Contract			Organization	Category E/L/P/C/ G/S	Description	Method and Frequency of Monitoring	POS Y/N
		Amount	(M/A/O)			Date Executed	From	To					
AGS103/CC	A	\$ 100,000	O	\$ 100,000	\$ 7,723	9/27/2011	9/27/2011	12/31/2013	N&K CPAS, INC	S	Accounting services to assist in the preparation of the CAFR	* See footnote below	N
AGS103/CC	A	\$ 4,950	O	\$ 4,950	\$ 4,950	8/26/2013	8/26/2013	12/31/2013	Aon Risk Consultants, Inc.	S	Actuary services to assist in the preparation of the CAFR	* See footnote below	N

\* Pursuant to HRS Section 103-10, payment shall be made no later than 30 calendar days following the date of receipt of the invoice or after satisfactory delivery of the goods or performance of the services, whichever is later. The vendor/contractor is owed interest if they cannot be paid within this time period.

Pursuant to HRS 40-56, the person directly responsible for the purchase order/contract signs a certification validating that goods and services have been received in good order and condition on the invoice.



Department of Accounting and General Services  
Contract Costs

Table 20

ARCHIVES DIVISION

Prog ID	MOF	Frequency		Max Value	Outstanding Balance	Term of Contract			Organization	Category E/L/P/C/ G/S	Description	Method and Frequency of Monitoring	POS Y/N
		Amount	(M/A/O)			Date Executed	From	To					
AGS-111	A	\$ 213	M	\$ 12,780	\$ 4,899	12/1/2010	12/1/2010	12/1/2015	Xerox Corp	E	5 Yr. Copier WC5735A Lease	Monthly Billing *	N
AGS-111	A	\$ 91	M	\$ 5,460	\$ 4,004	9/4/2012	9/4/2012	9/4/2017	Xerox Corp	E	5 Yr. Copier WC4150X Lease	Monthly Billing *	N
AGS-111	A	\$ 173	M	\$ 10,380	\$ 7,266	6/12/2012	6/12/2012	6/12/2017	Xerox Corp	E	5 Yr. Copier C123OL-CO Lease	Monthly Billing *	N
AGS-111	A	\$ 10,000	M	\$ 287,500	\$ 200,000	9/8/2013	10/1/2013	8/31/2015	Adam Jansen	C	Consultant services to manage, provide oversight and consultation on the Hawaii State Digital Archives - Phase II. On signing - first month (\$57,500), 20 months x \$10,000 (\$200,000), final payment (\$30,000)	Monthly Billing *	N
*Pursuant to HRS sections 103-10, payment shall be made no later than 30 calendar days following the date of receipt of the invoice or after the satisfactory delivery of the goods or the services, whichever is later. The vendor/contractor is owned interest if they cannot be paid within this time period.													
Pursuant to HRS section 40-56, the person directly responsible for purchase order/contract signs a certification validating that goods and services have been received in good order on the invoice.													



Department of Accounting and General Services  
Contract Costs

Table 20

Office of Information Management and Technology

Prog ID	MOF	Frequency		Max Value	Outstanding Balance	Date Executed	Term of Contract		Organization	Category E/L/P/C/G /S	Description	Method and Frequency of Monitoring	POS Y/N
		Amount	(M/A/O)				From	To					
AGS130	A	Varies	O-deliverable	\$ 400,000	\$ 183,423	12/3/2012	9/6/2012	12/31/2013	Hawaii Information Consortium, LLC	S	Website media subscription	Deliverable report & see footnote below**	N
AGS130	A	Varies	O-deliverable	\$ 241,412	\$ 31,269	12/21/2012	12/22/2012	12/22/2013	Lockheed Martin Services, Inc.	S	Lockheed martin intranet software licenses and hosted s/w labor	Deliverable report & see footnote below**	N
AGS130	A	Varies	O-deliverable	\$ 37,281	\$ 900	1/11/2013	1/11/2013	1/11/2014	Dewberry & Davis Svc Operation, Inc.	S	Public cloud hosting services	Deliverable report & see footnote below**	N
AGS130	C	Varies	O-deliverable	\$ 65,343	\$ 36,989	1/14/2013	1/14/2013	1/14/2014	Gartner, Inc.	S	Consulting services	Deliverable report & see footnote below**	N
AGS130	A	\$ 2,926	M	\$ 35,745	\$ 15,192	2/6/2013	2/6/2013	2/6/2014	TW Telecom	S	Internet access	Monthly reporting & see footnote below**	N
AGS130	A	\$ 15,000	M	\$ 353,000	\$ 52,500	6/1/2013	3/1/2013	3/15/2014	UH - Office of Research Svcs	S	Geo-cloud pilot stack support and host	Monthly reporting & see footnote below**	N
AGS130	A	\$ 934	M	\$ 26,267	\$ 15,023	3/11/2013	3/11/2013	3/11/2014	TW Telecom	S	150Mbps NLAN services at 1151 Punchbowl St	Monthly reporting & see footnote below**	N
AGS130	A	\$ 7,500	M	\$ 172,000	\$ 62,000	3/13/2013	3/1/2013	12/31/2013	Hawaii Information Consortium, LLC	S	Mobile web applications	Monthly reporting & see footnote below**	N
AGS130	A	Varies	O-deliverable	\$ 14,094	\$ 14,094	3/22/2013	3/22/2013	3/22/2014	Hawaiian Telcom	S	Enhanced data service to Kona Community Hospital	Deliverable report & see footnote below**	N
AGS130	A	\$ 934	M	\$ 13,134	\$ 7,449	3/22/2013	3/22/2013	3/22/2014	Hawaiian Telcom	S	NLAN service at 590 Lipoa Pkwy, Kihei, HI	Monthly reporting & see footnote below**	N
AGS130	C	Varies	O-deliverable	\$ 75,000	\$ 2,558	3/22/2013	3/22/2013	3/22/2014	Gartner, Inc.	S	Consulting services	Deliverable report & see footnote below**	N
AGS130	A	\$ 934	M	\$ 11,274	\$ 7,442	4/23/2013	4/23/2014	4/23/2014	Hawaiian Telcom	S	Nlan service at 250 S. Hotel St.	Monthly reporting & see footnote below**	N
AGS130	A	Varies	O-deliverable	\$ 25,308	\$ 25,308	5/10/2013	5/10/2013	5/10/2014	Hawaiian Telcom	S	Install 250Mbps IP data service at Kalanimoku Bldg.	Deliverable report & see footnote below**	N
AGS130	A	Varies	O-deliverable	\$ 364,192	\$ 289,438	5/23/2013	5/23/2013	5/23/2014	Hawaii Correctional Industries	E	Various office furnitures & fixtures including installation	Deliverable report & see footnote below**	N
AGS130	A	Varies	O-deliverable	\$ 30,000	\$ 18,366	6/13/2013	6/1/2013	12/13/2013	Hawaii Information Consortium, LLC	S	Accessibility accomodation request system	Deliverable report & see footnote below**	N
AGS130	A & C	Varies	O-deliverable	\$ 3,139,742	\$ 2,961,962	6/14/2013	7/1/2013	7/1/14*	Oceanit Laboratories, Inc.	S	Program mgmt consulting support	Monthly reporting & see footnote below**	N
AGS130	A & C	Varies	O-deliverable	\$ 2,229,955	\$ 2,229,955	6/21/2013	7/8/2013	07/08/2014*	SAIC	S	Program mgmt consulting support	Monthly reporting & see footnote below**	N
AGS130	C	Varies	O-deliverable	\$ 116,377	\$ 116,377	7/22/2013	7/22/2013	7/22/2014	En Pointe Tech	S	Configuration services	Deliverable report & see footnote below**	N
AGS130	C	Varies	O-deliverable	\$ 78,140	\$ 78,140	6/27/2013	6/28/2013	12/28/2013	Sciencel Wireless, LLC	S	Furnish, deliver, install & provide support maint for Video Surveillance Mgmt systems	Deliverable report & see footnote below**	N
AGS130	C	Varies	O-deliverable	\$ 488,951	\$ 488,951	7/22/2013	7/22/2013	7/22/2014	Gartner, Inc.	S	Evaluation & selection process svcs	Deliverable report & see footnote below**	N

Department of Accounting and General Services  
Contract Costs

Table 20

Office of Information Management and Technology

Prog ID	MOF	Amount	(M/A/O)	Max Value	Outstanding Balance	Date Executed	From	To	Organization	E/L/P/C/G /S	Description	Method and Frequency of Monitoring	POS Y/N
AGS130	C	Varies	O-deliverable	\$ 247,497	\$ 247,497	8/26/2013	9/1/2013	09/01/2014*	Socrata, Inc.	S	Open data portal platform	Monthly reporting & see footnote below**	N
AGS130	A	Varies	O-deliverable	\$ 1,193,555	\$ 1,193,555	9/13/2013	9/13/2013	6/30/2014	En Pointe Tech	S	Referentia SOC support & maint	Deliverable report & see footnote below**	N
AGS130	A	Varies	O-deliverable	\$ 100,050	\$ 100,050	9/17/2013	9/17/2013	9/17/2014	Gartner, Inc.	S	Consulting services	Deliverable report & see footnote below**	N
AGS130	A	Varies	O-deliverable	\$ 287,958	\$ 287,958	9/23/2013	9/23/2013	9/23/2014	En Pointe Tech	S	Support services for VMWare & MS	Deliverable report & see footnote below**	N
AGS130	A	Varies	O-deliverable	\$ 10,270	\$ 10,270	10/1/2013	10/1/2013	9/30/2014	Dewberry & Davis Svc Operation, Inc.	S	Cloud hosting services	Deliverable report & see footnote below**	N
AGS130	A	Varies	O-deliverable	\$ 250,000	\$ 250,000	10/1/2013	10/1/2013	9/30/2014	Gartner, Inc.	S	Consulting services	Deliverable report & see footnote below**	N
AGS130	A	Varies	O-deliverable	\$ 123,050	\$ 123,050	10/1/2013	10/1/2013	9/30/2014	Hawaiian Telcom	G & S	HP arcsight connector appliance and s/w support	Deliverable report & see footnote below**	N
AGS130	A	Varies	O-deliverable	\$ 240,764	\$ 240,764	10/1/2013	10/1/2013	9/30/2014	Gartner, Inc.	S	Consulting services	Deliverable report & see footnote below**	N
AGS130	A	\$ 939	M	\$ 12,877	\$ 12,877	10/3/2013	10/1/2013	9/30/2014	TW Telecom	S	NLAN service at 590 Lipoa Pkwy, Kihei, HI	Monthly reporting & see footnote below**	N
AGS130	A	Varies	O-deliverable	\$ 25,085	\$ 25,085	10/3/2013	10/1/2013	9/30/2014	Hawaiian Telcom	S	Install 250Mbps IP data service at MRTC	Deliverable report & see footnote below**	N
AGS130	A	\$ 26,450	M	\$ 343,849	\$ 343,849	10/4/2013	9/1/2013	8/31/2014	High Technology Development Corp.	L	Office rental at Lipoa Parkway, Kihei, Maui for MRTC	Monthly reporting & see footnote below**	N
AGS130	A	Varies	O-deliverable	\$ 196,075	\$ 196,075	10/4/2013	10/4/2013	10/4/2014	Modtech Solutions, LLC	G	Network/security video wall	Deliverable Goods & see footnote below**	N
AGS130	A	Varies	O-deliverable	\$ 89,417	\$ 89,417	10/7/2013	10/7/2013	10/7/2014	Socrata, Inc.	S	Trainings and consulatation services	Deliverable report & see footnote below**	N
AGS130	C	\$ 2,700,000	One time pmt	\$ 2,700,000	\$ 2,700,000	10/1/2013	10/1/2013	10/1/2014	En Pointe Tech	S	Vmware custom software & support	Deliverable report & see footnote below**	N
AGS130	A	Varies	O-deliverable	\$ 58,242	\$ 58,242	10/21/2013	10/21/2013	10/21/2014	Gartner, Inc.	S	Consulting services	Deliverable report & see footnote below**	N
AGS130	A	Varies	O-deliverable	\$ 102,094	\$ 102,094	11/1/2013	11/1/2013	10/31/2014	IBM Corp	S	CISCO Nexus design, configuration, installation & troubleshooting svcs	Deliverable report & see footnote below**	N
AGS130	A	Varies	O-deliverable	\$ 35,813	\$ 35,813	11/1/2013	11/1/2013	10/31/2014	Hawaiian Telcom	S	Cabling installation at MRTC	Deliverable report & see footnote below**	N
AGS130	A	Varies	O-deliverable	\$ 380,808	\$ 380,808	11/1/2013	11/1/2013	10/31/2014	Sorrento Networks, Inc.	E	Sorrento networks chassis, modules & filters	Deliverable Goods & see footnote below**	N
AGS130	A	Varies	O-deliverable	\$ 9,540	\$ 9,540	11/1/2013	11/1/2013	10/31/2014	TW Telecom	S	Upgrade 300Mbps ISP circuit at 1151 Punchbowl St., Hon HI	Deliverable report & see footnote below**	N
AGS130	A	\$ 38,155	M	\$ 457,859	\$ 457,859	11/5/2013	11/5/2013	10/31/2014	UH - Office of Research Svcs	S	Technical assistance to establish geoplatform environment	Monthly reporting & see footnote below**	N
AGS130	A	Varies	O-deliverable	\$ 24,810	\$ 24,810	11/7/2013	11/7/2013	10/31/2014	Hawaiian Telcom	S	Upgrade 300Mbps ISP circuit at 250 S. Hotel St., Hon HI	Deliverable report & see footnote below**	N
AGS130	A	Varies	O-deliverable	\$ 56,626	\$ 56,626	11/14/2013	11/14/2013	11/14/2014	TW Telecom	S	Install 500Mbps internet connection at MRTC	Deliverable report & see footnote below**	N

Department of Accounting and General Services  
Contract Costs

Table 20

Office of Information Management and Technology

Prog ID	MOF	Amount	(M/A/O)	Max Value	Outstanding Balance	Date Executed	From	To	Organization	E/L/P/C/G /S	Description	Method and Frequency of Monitoring	POS Y/N
AGS130	A	\$ 3,510	M	\$ 42,120	\$ 42,120	11/14/2013	11/14/2013	11/14/2014	TW Telecom	S	Telecommunications collocation svcs	Monthly reporting & see footnote below**	N
AGS130	A	Varies	O-deliverable	\$ 64,976	\$ 64,976	11/20/2013	11/20/2013	11/20/2014	Hawaiian Telcom	S	Telecommunications collocation svcs	Deliverable report & see footnote below**	N
AGS130	A	Varies	O-deliverable	\$ 8,541	\$ 8,541	11/20/2013	11/20/2013	11/20/2014	CDW Government	G	APC rack power distribution unit	Deliverable Goods & see footnote below**	N
AGS130	A	Varies	O-deliverable	\$ 235,312	\$ 235,312	11/20/2013	11/20/2013	11/20/2014	Sorrento Networks, Inc.	E & S	Sorrento networks chassis, modules & filters & network maint	Deliverable report & see footnote below**	N
AGS130	A	Varies	O-deliverable	\$ 486,982	\$ 486,982	11/20/2013	11/20/2013	11/20/2014	World Wide Technology, Inc.	E & S	CISCO equipment and maintenance	Deliverable report & see footnote below**	N
AGS130	A	Varies	O-deliverable	\$ 65,169	\$ 65,169	12/2/2013	12/2/2013	11/30/2013	En Pointe Tech	S	En Pointe Technologies	Deliverable report & see footnote below**	N
<b>Note:</b>													
* Contract can be extended.													
**Pursuant to HRS sections 103-10, payment shall be made no later than 30 calendar days following the date of receipt of the invoice or after the satisfactory delivery of the goods or performance of the services, whichever is later. The vendor/contractor is owned interest if they cannot be paid within this time period.													
Pursuant to HRS section 40-56, the person directly responsible for purchase order/contract signs a certification validating that goods and services have been received in good order and condition on the invoice.													

Department of Accounting and General Services

Contract Costs

Information and Communication Services Division

Prog ID	MOF	Payment Amount	Frequency (M/A/O)	Max Value (Original)	PO/Contract Balance as of 12/10/13	Date Executed	Term of Contract		Organization (Vendor, Contractor, Lessor)	Category E/L/P/C/G /S	Description	Method and Frequency of Monitoring	POS Y/N
							From	To					
AGS-131	A	2,979	M	35,743	2,980	12/30/09	12/30/12	12/29/13	C&A Generator Services, Inc.	S	(1+4 ext. exp. 12/29/14) Guaranteed maintenance services for emergency motor generators at State telecommunication sites (Mt. Kilohana, Kahua Ranch, Humuula, Mauna Loa and Hilo SOB)	Monthly reporting & see footnote below*	N
AGS-131	A	232,996	A	233,469	473	03/31/09	03/31/13	03/30/14	CA, Inc. dba CA - IT Management Software	S	(5 years Multi-Term exp. 03/30/14) Provide software license replacement programs and maintenance services	Deliverable report & see footnote below*	N
AGS-131	A	1,207	M	14,484	6,035	01/21/10	01/21/13	01/20/14	Cummins West, Inc.	S	(1+4 ext. exp. 01/20/15) Guaranteed maintenance services for emergency motor generators at State telecommunication sites (Round Top & Kokohead)	Monthly reporting & see footnote below*	N
AGS-131	A	1,248	M	14,976	7,488	05/01/10	07/01/13	06/30/14	Hualalai Land Corporation	L	Lease Agreement (15 years and 6 months) (exp. 12/31/25) Location: Island of Hawai'i, Base Rent for Ka'upulehu Radio Site and Tower	Monthly reporting & see footnote below*	N
AGS-131	A	797	M	9,564	1,594	01/12/09	01/12/13	01/11/14	JECO Air Conditioning Inc.	S	(1+4 exp. 01/11/14) Guaranteed comprehensive routine and emergency maint on Lanai telecomm site	Monthly reporting & see footnote below*	N
AGS-131	A	24,950	Semi-A	49,900	49,900	06/24/13	06/24/13	11/25/15	Maximus Consulting Services, Inc.	S	Statewide Cost Allocation Plan (SWCAP) for FY 2014 and the Composite Statewide Fringe Benefit Rate (RATE) for FY 2014	Deliverable report & see footnote below*	N

Department of Accounting and General Services

Contract Costs

Information and Communication Services Division

Prog ID	MOF	Payment Amount	Frequency (M/A/O)	Max Value (Original)	PO/Contract Balance as of 12/10/13	Date Executed	From	To	Organization (Vendor, Contractor, Lessor)	Category E/L/P/C/G /S	Description	Method and Frequency of Monitoring	POS Y/N
AGS-131	A	3,969	M	47,629	11,961	01/27/09	01/27/13	01/26/14	Oahu Air Conditioning Service, Inc.	S	(1+4 exp. 01/26/14) Guaranteed comprehensive routine & emergency maint on the islands of Kauai, Oahu, Molokai & Hawaii telecomm sites	Monthly reporting & see footnote below*	N
AGS-131	A	Varies	O	58,474	58,474	05/01/13	05/01/13	04/30/14	Oahu Air Conditioning Service, Inc.	S	(180 days) [Exempt] To complete the installation of the telecommunications grade wall air conditioner at ICSD Haleakala Radio Facility	Deliverable report & see footnote below*	N
AGS-131	A	14,944	M	179,333	89,667	04/01/11	04/01/13	03/31/14	Pacific Wireless Communications, LLC	S	(1+4 exp. 03/31/16) Comprehensive maint and continuous monitoring of Hawaiian Statewide Microwave Radio Comm Sys and its equip	Monthly reporting & see footnote below*	N
AGS-131	A	Varies	M	177,373	115,152	07/01/08	08/29/13	02/24/14	Sirius Computer Solutions, Inc. assigned to IBM Corporation	E	(1+4 exp. + 180 days 02/24/14) Furnish deliver & replace a Leased IBM mainframe computer and storage server for the SOH (H/W)	Monthly reporting & see footnote below*	N
AGS-131	A	37,781	M	226,685	113,343	07/01/08	08/29/13	02/24/14	Sirius Computer Solutions, Inc. assigned to IBM Corporation	E	(1+4 exp. + 180 days 02/24/14) Furnish deliver & replace a Leased IBM mainframe computer and storage server for the SOH (S/W)	Monthly reporting & see footnote below*	N
AGS-131	A	12,491	M	151,301	1,409	12/01/10	12/01/12	11/30/13	Sirius Computer Solutions, Inc. assigned to IBM Corporation	E & S	(7 years - exp. 11/30/17 - Multi-Term) Furnish, Deliver, Install Configure Migrate, and Provide Maintenance for a Virtual Tape System - 3rd extension	Monthly reporting & see footnote below*	N

Department of Accounting and General Services

Contract Costs

Information and Communication Services Division

Prog ID	MOF	Payment Amount	Frequency (M/A/O)	Max Value (Original)	PO/Contract Balance as of 12/10/13	Date Executed	From	To	Organization (Vendor, Contractor, Lessor)	Category E/L/P/C/G /S	Description	Method and Frequency of Monitoring	POS Y/N
AGS-131	A	12,491	M	151,301	151,301	12/01/10	12/01/13	11/30/14	Sirius Computer Solutions, Inc. assigned to IBM Corporation	L	(7 years - exp. 11/30/17 - Multi-Term) Furnish, Deliver, Install Configure Migrate, and Provide Maintenance for a Virtual Tape System - 3rd extension	Monthly reporting & see footnote below*	N
AGS-131	A	569	M	9,028	3,721	11/01/12	11/01/12	10/31/16	Verizon Wireless	S	WSCA#1907; SPO VL No. 13-07 (exp. 10/31/16) Maintenance for Apple Nine iPhones 5 for Seven ICSD managers & two TSB employees	Monthly reporting & see footnote below*	N
AGS-131	A	Varies	O	4,800	4,632	11/26/12	11/26/12	11/26/13	IBM Corporation	S	Maintenance to fix server	Deliverable report	N
AGS-131	A	21,212	M	254,544	148,484	04/29/12	04/29/13	04/28/14	Xerox Corporation	E	(7 yr lease - exp. 04/28/19) Furnish and Deliver Laser Printing Systems to Replace or Upgrade Two Leased Xerox DP135MC Laser Printer	Monthly reporting & see footnote below*	N
AGS-131	A	845	M	10,134	3,378	01/23/13	01/23/13	01/23/14	IBM Corporation	S	Software license upgrade for CICS TS 4.2 & TS 2.2	Monthly reporting & see footnote below*	N
AGS-131	A	Varies	M	35,745	15,192	02/06/13	02/06/13	02/06/14	TW Telecom	S	300Mbps internet access at Kalanimoku Bldg.	Deliverable report & see footnote below*	N
AGS-131	A	1,417	M	14,777	8,185	03/01/13	03/01/14	2/29/14	Hawaiian Telcom	S	Host circuit network service	Monthly reporting & see footnote below*	N
AGS-131	A	564	M	6,789	3,402	04/03/13	05/01/13	04/30/14	IBM Corporation	S	Software extended support for AIX	Monthly reporting & see footnote below*	N
AGS-131	A	Varies	O	45,472	45,472	04/04/13	04/04/13	04/03/14	Hawaiian Telcom	S	300Mbps internet access re-routing from Kalanimoku to Punahouu Central Office	Deliverable report & see footnote below*	N



Department of Accounting and General Services  
Contract Costs

Table 20

Information and Communication Services Division

Prog ID	MOF	Payment Amount	Frequency (M/A/O)	Max Value (Original)	PO/Contract Balance as of 12/10/13	Date Executed	From	To	Organization (Vendor, Contractor, Lessor)	Category E/L/P/C/G /S	Description	Method and Frequency of Monitoring	POS Y/N
AGS-131	A	Varies	O	50,424	50,424	04/23/13	04/23/13	04/23/14	Hawaiian Telcom	S	IP data service @ various locations	Deliverable report & see footnote below*	N
AGS-131	A	939	M	11,274	7,442	04/23/13	04/23/13	04/23/14	TW Telecom	S	150Mbps NLAN service at 250 S. Hotel St	Monthly reporting & see footnote below*	N
AGS-131	A	1,421	M	17,052	11,215	05/09/13	05/09/13	05/09/14	Hawaiian Telcom	S	Install 100Mbps IP data service at PDC in Kihei, Maui	Monthly reporting & see footnote below*	N
AGS-131	A	Varies	O	13,089	12,958	06/30/13	06/30/13	06/30/14	Secure DNA Managed Sv	S	CISCO ironport consultant support	Deliverable report & see footnote below*	N
AGS-131	A	Varies	O	48,888	14,015	06/07/13	06/07/13	06/07/14	Ohana Control Systems,	G	New door access system at Kalanimoku Data Center	Deliverable report & see footnote below*	N
AGS-131	A	Varies	O	9,162	9,162	06/14/13	06/14/13	06/14/14	Treehouse Software, Inc	S	Technical training for Securitree	Deliverable report & see footnote below*	N
Division/Office/Attached Agency: Information and Communication Services Division, AGS-131													
Contact Person: Sharon Wong/Dennis Uyesugi													
Phone No.: 586-1910 / 586-1855 x702													
*Pursuant to HRS Section 103-10, payment shall be made no later than 30 calendar days following the date of receipt of the invoice or after the satisfactory delivery of the goods or performance of the services, whichever is later. The vendor/contractor is owned interest if they cannot be paid within this time period.													
Pursuant to HRS 40-56, the person directly responsible for purchase order/contract signs a certification validating that goods and services have been received in good order and condition on the invoice.													







Department of Accounting and General Services  
Contract Costs

Table 20

PUBLIC WORKS DIVISION

Prog ID	MOF	Frequency		Max Value	Outstanding Balance	Date Executed	Term of Contract		Organization	Category E/L/P/C/ G/S	Description	Method and Frequency of Monitoring	POS Y/N
		Amount	(M/A/O)				From	To					
AGS-221	W	\$ 201	M	\$ 11,524.00	\$ 4,506.48	10/30/2009	10/30/2009	10/30/2014	Xerox Corp.	E	Copier, W5632PT, 5-year, 60 month lease	*See footnote below	N
AGS-221	W	\$ 475	M	\$ 28,500.00	\$ 6,650.00	10/29/2009	11/3/2009	11/23/2014	Xerox Corp.	E	Copier, ColorQube9201, 5-year, 60 Month Lease	*See footnote below	N
AGS-221	W	\$ 393	A	\$ 393.00	\$ 393.00	10/1/2013	10/1/2013	9/30/2014	JFM Services	S	Typewriter, Annual Maintenance Agreement for (4) IBM Wheelwriter 6 & (1) IBM Wheelwriter 15	*See footnote below	N
AGS-221	W	\$ 2,061	M	\$ 53,440.00	-	11/1/2013	11/1/2013	10/31/2014	American Reprographics Co.	S	Reproduction of Plans and Specifications and Related Services	*See footnote below. Deliveries	N
AGS-221	W	\$ 309	M	\$ 18,540.00	\$ 11,742.00	12/14/2011	12/29/2011	12/28/2016	Xerox Corp.	E	Copier, WC7556P, 5-year, 60 Month Lease	*See footnote below	N
AGS-221	W	\$ 493	M	\$ 29,558.00	\$ 1,473.00	2/24/2009	2/26/2009	2/25/2014	Xerox Corp.	E	Copier, WC7655, 5-year, 60-month Lease	*See footnote below	N
AGS-221	W	\$ 157	A	\$ 157.00	\$ 157.00	9/25/2013	10/1/2013	9/30/2014	JFM Services	S	Typewriter, Annual Maintenance Agreement for 2 IBM Wheelwriters	*See footnote below	N
AGS-221	W	\$ 417	M	\$ 25,020.00	\$ 7,506.00	7/30/2009	8/1/2009	7/24/2014	Xerox Corp.	E	Copier, WCP55, 5-Year, 60 Month Lease	*See footnote below	N
AGS-221	W	\$ 245	M	\$ 14,676	\$ 13,943	8/6/2013	9/1/2013	8/31/2018	Xerox Corp.	E	Copier, W7855PT, 5-year, 60 Month Lease	*See footnote below	N
AGS-221	W	\$ 157	M	\$ 157	\$ 157	10/1/2013	10/1/2013	9/30/2014	JFM Services	S	Typewriter, Annual Maintenance Agreement for two (2) IBM Wheelwriter 30	*See footnote below	N
AGS-221	W	\$ 79	A	\$ 79.00	\$ 79.00	11/19/2013	12/1/2013	11/30/2014	JFM Services	S	Typewriter, Annual Maintenance Agreement for IBM Wheelwriter 30	*See footnote below	N
AGS-221	W	\$ 968	A	\$ 968	\$ 968	10/18/2013	11/8/2013	11/7/2014	Copiers Hawaii, Inc.	S	Copier Maintenance Service Agreement Contract for Sharp Copier AR-M237N	*See footnote below	N
AGS-221	W	\$ 34,433	A	\$ 34,432.75	\$ -	8/21/2013	8/22/2013	12/25/2013	Autodesk, Inc.	S	Web-based Construction Management System (Software as a Service), Contract Extension #6 to Contract No. 56657	*See footnote below	N
AGS-221	W	\$ 42	M	\$ 5,046.60	\$ 1,934.76	9/11/2012	9/30/2012	9/30/2017	Pitney Bowes	E	5-Year Postage Meter (DM200L) 60 Month Lease	*See footnote below. Maximum value amount is the total lease amount which is funded by three programs. Amount and Outstanding Balance is Public Works portion.	N

Department of Accounting and General Services  
Contract Costs

Table 20

PUBLIC WORKS DIVISION

<u>Prog ID</u>	<u>MOF</u>	<u>Amount</u>	<u>(M/A/O)</u>	<u>Max Value</u>	<u>Outstanding Balance</u>	<u>Date Executed</u>	<u>From</u>	<u>To</u>	<u>Organization</u>	<u>E/L/P/C/ G/S</u>	<u>Description</u>	<u>Frequency of Monitoring</u>	<u>POS Y/N</u>
AGS-221	W	\$ 640	O	\$ 8,435.00	\$ 640.00	5/29/2013	7/1/2013	6/30/2014	Wayne's Auto Repair	S	1 Year Vehicle Servicing & Tune-up	Contract includes vehicle servicing & tune-up for three programs. There are two vehicles under this program. Amount and Outstanding Balance is Public Work's portion	N
AGS-221	W	\$ 501	M	\$ 30,048.00	\$ 11,018.00	2/26/2010	2/26/2010	2/26/2015	Xerox Corp.	E	Copier, W7665, 5-Year, 60 Month Lease	*See footnote below	N
AGS-221	W	\$ 195	O	\$ 2,943.00	\$ 1,755.00	6/21/2010	6/21/2010	6/21/2014	Pitney Bowes	E	Postage Meter, Meter (P700) 48 Month Lease	*See footnote below	N
AGS-221	W	\$ 1,640	M	\$ 8,202	\$ 6,562	11/12/2012	11/12/2012	11/12/2017	Xerox Corp.	E	Xerox 3550 Copy Machine	*See footnote below	N
*Pursuant to HRS sections 103-10, payment shall be made no later than 30 calendar days following the date of receipt of the invoice or after the satisfactory delivery of the goods or performance of the services, whichever is later. The vendor/contractor is owned interest if they cannot be paid within this time period.													
Pursuant to HRS 40-56, the person directly responsible for purchase order/contract signs a certification validating that goods and services have been received in good order and condition of this invoice.													

DEPARTMENT OF ACCOUNTING AND GENERAL SERVICES  
ACTIVE CONTRACTS

Public Works Division - Leasing Services Branch

Prog ID	MOF	Frequency		Max Value	Outstanding Balance	Term of Contract			Organization	Category E/L/P/C/G/S	Description	Method and Frequency of Monitoring	POS Y/N
		Amount	(M/A/O)			Date Executed	From	To					
AGS 223	A	338	M	3,800	2,490	8/5/2013	8/5/2013	Ongoing	CASTLE & COOKE RESORTS, LLC	L	Ofc Lease	** See footnote below	N
AGS 223	A	568	M	7,000	2,450	3/5/2013	3/5/2013	Ongoing	CITY & COUNTY OF HONOLULU	L	Ofc Lease	** See footnote below	N
AGS 223	A	1,563	M	8,200	708	7/15/2013	7/15/2013	Ongoing	CLARK, HENRY B., JR	L	Ofc Lease	** See footnote below	N
AGS 223	A	5,949	M	30,000	1,605	7/15/2013	7/15/2013	Ongoing	DTP HOLDINGS, INC.	L	Ofc Lease	** See footnote below	N
AGS 223	A	--	0	4,026,060	2,023,095	5/29/2009	5/29/2009	Ongoing	FIRST HAWAIIAN BANK	L	Ofc Lease	** See footnote below	N
AGS 223	A	7,097	M	51,900	4,222	8/5/2013	8/5/2013	Ongoing	GULSONS, LLC #A&B	L	Ofc Lease	** See footnote below	N
AGS 223	A	4,969	M	30,000	2,972	7/15/2013	7/15/2013	Ongoing	KCOM CORP.	L	Ofc Lease	** See footnote below	N
AGS 223	A	3,990	M	28,000	21,221	8/5/2013	8/5/2013	Ongoing	KONA SCENIC LAND INC #110	L	Ofc Lease	** See footnote below	N
AGS 223	A	730	M	7,012	1,089	3/8/2013	3/8/2013	Ongoing	LANAI RESORTS, LLC #113&115	L	Ofc Lease	** See footnote below	N
AGS 223	A	4,987	M	45,000	20,159	7/16/2013	7/16/2013	Ongoing	MARCUS PROPERTY MGMT, LLC	L	Ofc Lease	** See footnote below	N
AGS 223	A	1,114	M	11,700	2,172	1/30/2013	1/30/2013	Ongoing	MAUI VARIETIES INVESTMENTS, INC	L	Ofc Lease	** See footnote below	N
AGS 223	A	13,861	M	314,000	103,571	12/18/2012	12/18/2012	Ongoing	OLELO COMMUNITY TELEVISION	L	Ofc Lease	** See footnote below	N
AGS 223	A	5,594	M	100,700	30,363	11/14/2012	11/14/2012	Ongoing	PONAHAWAI VENTURE, LLC	L	Ofc Lease	** See footnote below	N
AGS 223	A	55,601	M	40,000	4,756	8/5/2013	8/5/2013	Ongoing	RONIN PROPERTIES, LLC #A250/B290	L	Ofc Lease	** See footnote below	N
AGS 223	A	13,224	M	39,200	20,850	10/7/2013	10/7/2013	Ongoing	SHIRAKI, REED T.	L	Ofc Lease	** See footnote below	N
AGS 223	A	3,888	M	23,500	19,470	11/8/2013	11/8/2013	Ongoing	TAVARES, EDMOND J. & EDWINA A.	L	Ofc Lease	** See footnote below	N
AGS 223	A	2,452	M	25,000	1,881	1/30/2013	1/30/2013	Ongoing	UILANI ASSOCIATES, INC.	L	Ofc Lease	** See footnote below	N
AGS 223	A	6,135	M	70,243	42,634	6/20/2013	6/20/2013	Ongoing	WAIHUI, LLC #210-213	L	Ofc Lease	** See footnote below	N
AGS 223	A	7,095	M	43,000	30,598	10/7/2013	10/7/2013	Ongoing	WINDWARD BUSINESS CENTER, LLC	L	Ofc Lease	** See footnote below	N
AGS 223	A	8,005	M	73,100	34,611	8/5/2013	8/5/2013	Ongoing	WKSP LIMITED PARTNERSHIP	L	Ofc Lease	** See footnote below	N
AGS 223	A	1,705	M	18,000	3,279	3/5/2013	3/5/2013	Ongoing	1955 MAIN STREET PARTNERSHIP #401	* L	Ofc Lease	** See footnote below	N
AGS 223	A	4,305	M	17,500	1,153	8/5/2013	8/5/2013	Ongoing	1955 MAIN STREET PARTNERSHIP #302	* L	Ofc Lease	** See footnote below	N
AGS 223	A	13,582	M	125,000	31,377	8/30/2013	8/30/2013	Ongoing	A&B WAIANAE LLC	* L	Ofc Lease	** See footnote below	N
AGS 223	A	17,506	M	211,000	44,053	2/12/2013	2/12/2013	Ongoing	AIPA PROPERTIES, L.L.C.	* L	Ofc Lease	** See footnote below	N
AGS 223	A	2,496	M	48,500	8,710	8/2/2012	8/2/2012	Ongoing	AKAKU HOLDINGS, LLC	* L	Ofc Lease	** See footnote below	N
AGS 223	A	6,263	M	26,000	883	7/15/2013	7/15/2013	Ongoing	BRILHANTE, WILLIAM V.	* L	Ofc Lease	** See footnote below	N

DEPARTMENT OF ACCOUNTING AND GENERAL SERVICES  
ACTIVE CONTRACTS

Table 20

Public Works Division - Leasing Services Branch

Prog ID	MOF	Frequency		Max Value	Outstanding Balance	Term of Contract			Organization	Category E/L/P/C/G/S	Description	Method and Frequency of Monitoring	POS Y/N
		Amount	(M/A/O)			Date Executed	From	To					
AGS 223	A	6,622	M	189,500	29,479	7/15/2013	7/15/2013	Ongoing	CASTLE & COOKE PROPERTIES, INC #50	* L	Ofc Lease	** See footnote below	N
AGS 223	A	34,169	M	67,000	34,421	7/15/2013	7/15/2013	Ongoing	CASTLE & COOKE PROPERTIES, INC #3rd	* L	Ofc Lease	** See footnote below	N
AGS 223	A	13,013	M	93,000	33,684	7/15/2013	7/15/2013	Ongoing	CHUN, ROLAND K.C. AND/OR	* L	Ofc Lease	** See footnote below	N
AGS 223	A	19,123	M	249,200	67,561	2/12/2013	2/12/2013	Ongoing	CITY CENTER, LLC.	* L	Ofc Lease	** See footnote below	N
AGS 223	A	13,497	M	187,000	13,736	10/22/2012	10/22/2012	Ongoing	CLARK HOLDINGS LLC	* L	Ofc Lease	** See footnote below	N
AGS 223	A	11,474	M	115,000	24,620	4/1/2013	4/1/2013	Ongoing	DAY-LUM RENTALS & MANAGEMENT,	* L	Ofc Lease	** See footnote below	N
AGS 223	A	1,815	M	15,000	6,743	7/15/2013	7/15/2013	Ongoing	DEETMAN, LOUIS J. & HELENA C.	* L	Ofc Lease	** See footnote below	N
AGS 223	A	3,657	M	25,700	17,729	8/30/2013	8/30/2013	Ongoing	ELEEE ASSOCIATES, INC.	* L	Ofc Lease	** See footnote below	N
AGS 223	A	-	0	6,884,934	5,031,091	5/29/2009	5/29/2009	Ongoing	FIRST HAWAIIAN BANK	* L	Ofc Lease	** See footnote below	N
AGS 223	A	7,388	M	44,400	41,089	11/5/2013	11/5/2013	Ongoing	FRAME 10	* L	Ofc Lease	** See footnote below	N
AGS 223	A	1,875	M	11,500	4,501	8/5/2013	8/5/2013	Ongoing	GAYLORD PROPERTIES	* L	Ofc Lease	** See footnote below	N
AGS 223	A	13,197	M	132,000	11,590	1/23/2013	1/23/2013	Ongoing	GULSONS, LLC #200	* L	Ofc Lease	** See footnote below	N
AGS 223	A	12,955	M	29,000	122	8/13/2013	8/13/2013	Ongoing	GULSONS, LLC #300	* L	Ofc Lease	** See footnote below	N
AGS 223	A	36,961	M	197,000	80,780	5/16/2013	5/16/2013	Ongoing	HASEKO CTR PROP OWNER, LLC #606/615/617	* L	Ofc Lease	** See footnote below	N
AGS 223	A	16,319	M	476,000	40,488	12/18/2012	12/18/2012	Ongoing	HASEKO CTR PROP OWNER, LLC #710	* L	Ofc Lease	** See footnote below	N
AGS 223	A	2,292	M	52,000	14,098	3/5/2013	3/5/2013	Ongoing	HAWAII & PACIFIC COMMERCIAL #1&2	* L	Ofc Lease	** See footnote below	N
AGS 223	A	4,670	M	16,100	13,104	10/7/2013	10/7/2013	Ongoing	HAWAII & PACIFIC COMMERCIAL #433	* L	Ofc Lease	** See footnote below	N
AGS 223	A	3,581	M	22,000	7,504	7/15/2013	7/15/2013	Ongoing	HAWAII PUBLIC HOUSING	* L	Ofc Lease	** See footnote below	N
AGS 223	A	83,188	M	414,500	61,789	8/5/2013	8/5/2013	Ongoing	HOUSING FINANCE AND	* L	Ofc Lease	** See footnote below	N
AGS 223	A	5,719	M	28,600	8,918	8/5/2013	8/5/2013	Ongoing	IKEDA, RALPH S.	* L	Ofc Lease	** See footnote below	N
AGS 223	A	13,196	M	93,000	34,663	7/15/2013	7/15/2013	Ongoing	KAILUA BUSINESS CENTER	* L	Ofc Lease	** See footnote below	N
AGS 223	A	75,568	M	369,100	113,006	3/5/2013	3/5/2013	Ongoing	KAMEHAMEHA SCHOOLS #300A/201/202/207	* L	Ofc Lease	** See footnote below	N
AGS 223	A	30,275	M	1,118,800	410,826	1/23/2013	1/23/2013	Ongoing	KAMEHAMEHA SCHOOLS #416	* L	Ofc Lease	** See footnote below	N
AGS 223	A	9,513	M	26,000	19,699	10/7/2013	10/7/2013	Ongoing	KANESHIRO & SONS ENTERPRISE #108	* L	Ofc Lease	** See footnote below	N
AGS 223	A	7,890	M	189,700	87,876	11/7/2012	11/7/2012	Ongoing	KANESHIRO & SONS ENTERPRISE #109	* L	Ofc Lease	** See footnote below	N
AGS 223	A	3,674	M	38,100	11,283	8/30/2013	8/30/2013	Ongoing	KANESHIRO & SONS ENTERPRISE #111	* L	Ofc Lease	** See footnote below	N

Public Works Division - Leasing Services Branch

ACTIVE CONTRACTS

Prog ID	MOF	Frequency		Max Value	Outstanding Balance	Term of Contract			Organization	Category E/L/P/C/G/S	Description	Method and Frequency of Monitoring	POS Y/N
		Amount	(M/A/O)			Date Executed	From	To					
AGS 223	A	1,667	M	10,000	8,936	11/5/2013	11/5/2013	Ongoing	KAUAI VETERANS COUNCIL	* L	Ofc Lease	** See footnote below	N
AGS 223	A	5,994	M	25,000	2,696	7/15/2013	7/15/2013	Ongoing	KCOM CORP. #102/103/104	* L	Ofc Lease	** See footnote below	N
AGS 223	A	2,319	M	16,500	6,596	7/15/2013	7/15/2013	Ongoing	KCOM CORP. #C-5	* L	Ofc Lease	** See footnote below	N
AGS 223	A	8,425	M	69,300	35,448	8/5/2013	8/5/2013	Ongoing	KONA SCENIC LAND INC #220/230	* L	Ofc Lease	** See footnote below	N
AGS 223	A	658	M	5,900	4,408	9/3/2013	9/3/2013	Ongoing	LANAI RESORTS, LLC	* L	Ofc Lease	** See footnote below	N
AGS 223	A	4,702	M	33,000	29,199	11/6/2013	11/6/2013	Ongoing	LIHUE TOWN PLAZA	* L	Ofc Lease	** See footnote below	N
AGS 223	A	12,336	M	126,500	11,698	1/30/2013	1/30/2013	Ongoing	OCEAN VIEW PROPERTY OWNER, LLC	* L	Ofc Lease	** See footnote below	N
AGS 223	A	1,875	M	17,000	9,323	7/15/2013	7/15/2013	Ongoing	OLD HILO RENTALS, LLC	* L	Ofc Lease	** See footnote below	N
AGS 223	A	33,684	M	84,500	46,450	10/7/2013	10/7/2013	Ongoing	ONE KAPIOLANI, LLC	* L	Ofc Lease	** See footnote below	N
AGS 223	A	7,217	M	642,000	12,708	12/18/2012	12/18/2012	Ongoing	RONIN PROPERTIES, LLC #A212	* L	Ofc Lease	** See footnote below	N
AGS 223	A	10,902	M	99,000	45,650	7/15/2013	7/15/2013	Ongoing	S & F LAND COMPANY, INC.	* L	Ofc Lease	** See footnote below	N
AGS 223	A	15,311	M	123,000	56,642	7/15/2013	7/15/2013	Ongoing	SCHNACK, FERDINAND J. H. AND	* L	Ofc Lease	** See footnote below	N
AGS 223	A	2,721	M	18,000	16,450	11/8/2013	11/8/2013	Ongoing	TAVARES, EDMOND J. & EDWINA A. Grd Flr	* L	Ofc Lease	** See footnote below	N
AGS 223	A	1,496	M	16,500	14,086	11/8/2013	11/8/2013	Ongoing	TAVARES, EDMOND J. & EDWINA A. #B	* L	Ofc Lease	** See footnote below	N
AGS 223	A	13,765	M	97,000	35,389	7/15/2013	7/15/2013	Ongoing	TKO, LLC	* L	Ofc Lease	** See footnote below	N
AGS 223	A	3,943	M	47,500	7,424	1/14/2013	1/14/2013	Ongoing	UNION PLAZA	* L	Ofc Lease	** See footnote below	N
AGS 223	A	8,532	M	95,900	12,700	1/30/2013	1/30/2013	Ongoing	WAIHUI, LLC #107/108	* L	Ofc Lease	** See footnote below	N
AGS 223	A	2,079	M	27,100	7,589	1/30/2013	1/30/2013	Ongoing	WATUMULL KUKUI LLC	* L	Ofc Lease	** See footnote below	N
AGS 223	A	6,165	M	130,000	46,105	10/19/2012	10/19/2012	Ongoing	WKSP LIMITED PARTNERSHIP #202	* L	Ofc Lease	** See footnote below	N
AGS 223	A	7,148	M	136,200	58,559	1/14/2013	1/14/2013	Ongoing	WKSP LIMITED PARTNERSHIP #107	* L	Ofc Lease	** See footnote below	N
Note: * A portion of the rent is paid by the user department with their funds. DAG's portion is paid with General Funds													
AGS 223	A	355	M	21,300	8,520	3/8/2011	3/8/2011	3/8/2016	Xerox Corp.	E	5 Year Lease (copier W7535P)	** See footnote below	N
AGS 223	A	10	M	125	63	7/1/2013	7/1/2013	6/30/2014	Xerox Corp.	S	Yrly-Maint only (copier Ph3500)	** See footnote below	N

\*\* Pursuant to HRS Section 103-10, payment shall be made no later than 30 calendar days following the date of receipt of the invoice after the satisfactory delivery of the goods or performance of the services, whichever is later. The vendor/contractor is owed interest if they cannot be paid within this time period.



Department of Accounting and General Services  
Contract Costs

Table 20

CENTRAL SERVICES DIVISION

Prog ID	MOF	Frequency		Max Value	Outstanding Balance	Term of Contract			Organization	Category E/L/P/C/G/S	Description	Method and Frequency of Monitoring	POS Y/N
		Amount	(M/A/O)			Date Executed	From	To					
												*See footnote below	
AGS-231 FA	A	\$ 38,254	M	\$ 459,046	\$ 407,946	8/7/2013	9/1/2013	8/31/2014	Oahu Air Conditioning	S	Air Conditioning Maintenance Group I Contract	Monthly Billing*	N
AGS-231 FA	A	\$ 16,088	M	\$ 193,060	\$ 129,142	4/19/2013	7/1/2013	6/30/2014	Dorvin Leis	S	Air Conditioning Maintenance, Group III Contract	Monthly Billing*	N
AGS231 FA	A	\$ 381	M	\$ 4,574	\$ 3,430	7/3/2013	9/1/2013	8/31/2014	Support Services Group	S	Refuse Collection Service at Wahiawa Civic Center	Monthly Billing*	N
AGS231 FA	A	\$ 5,170	M	\$ 62,040	\$ 54,102	8/8/2013	9/1/2013	8/31/2014	Lanakila Rehab	S	Custodial Services at Ala Moana Building, Kamehameha V Building and Korean and Vietnam Memorial	Monthly Billing*	N
AGS-231 FA	A	\$ 2,713	M	\$ 32,560	\$ 29,260	9/1/2013	10/1/2013	9/30/2014	Doonwood Engineering	S	Sump Pump Maintenance Contract	Monthly Billing*	N
AGS-231 FA	A	\$ 7,099	M	\$ 85,193	\$ 85,193	10/11/2013	12/1/2013	11/30/2014	Honeywell International Inc	S	Air Conditioning Maintenance, Group II Contract	Monthly Billing*	N
AGS-231 FA	A	\$ 1,112	M	\$ 13,342	\$ 3,530	10/8/2012	1/1/2013	12/31/2013	Schindler Elevator	S	Elevator Maintenance Contract	Monthly Billing*	N
AGS-231 FA	A	\$ 1,145	M	\$ 13,742	\$ 13,742	10/18/2013	1/1/2014	12/31/2014	Schindler Elevator	S	Elevator Maintenance Contract	Monthly Billing*	N
AGS-231 FA	A	\$ 6,943	M	\$ 83,318	\$ 24,068	10/22/2012	1/1/2013	12/31/2013	Kone, Inc.	S	Elevator Maintenance Contract	Monthly Billing*	N
AGS-231 FA	A	\$ 7,221	M	\$ 86,650	\$ 86,650	10/24/2013	1/1/2014	12/31/2014	Kone, Inc.	S	Elevator Maintenance Contract	Monthly Billing*	N
AGS-231 FA	A	\$ 2,700	M	\$ 32,400	\$ 5,880	10/22/2012	1/1/2013	12/31/2013	Island Recycling	S	Paper, Cardboard Recycling	Monthly Billing*	N
AGS-231 FA	A	\$ 2,715	M	\$ 32,580	\$ 32,580	10/24/2013	1/1/2014	12/31/2014	Island Recycling	S	Paper, Cardboard Recycling	Monthly Billing*	N
AGS231 FA	A	\$ 1,873	O-Quarterly	\$ 7,490	\$ 2,315	12/6/2013	1/1/2013	12/31/2013	Pacific Power Products Compar	S	Generator Maintenance Service	Other-Quarterly B	N
AGS231 FA	A	\$ 1,760	O-Quarterly	\$ 7,040	\$ 7,040	11/15/2013	1/1/2014	12/31/2014	Pacific Power Products Compar	S	Generator Maintenance Service	Other-Quarterly E	N
AGS231 FA	A	\$ 385	M	\$ 4,617	\$ 1,077	1/15/2013	1/1/2013	12/31/2013	Access Lifts of Hawaii, Inc	S	Lift Maintenance Service	Monthly Billing*	N
AGS231 FA	A	\$ 385	M	\$ 4,617	\$ 4,617	10/24/2013	1/1/2014	12/31/2014	Access Lifts of Hawaii, Inc	S	Lift Maintenance Service	Monthly Billing*	N
AGS231 FA	A	\$ 945	M	\$ 11,340	\$ 5,670	3/28/2013	6/1/2013	5/31/2014	Support Services Group	S	Refuse and Recycling Service at Kakuhihewa Building	Monthly Billing*	N
AGS232 FE	A	\$ 38,980	3 - Three times a y	\$ 116,940	\$ 116,940	10/18/2013	12/1/2013	11/30/2014	H.T.M. Contractors, Inc	S	Coconut and Other Palm Tree Trimming Services	Other-every 4 mo	N
AGS232 FE	A	\$ 23,885	A	\$ 23,885	\$ 350	1/18/2013	2/1/2013	1/31/2014	Loves Landscaping Co, Inc	S	Tree Trimming Services West Oahu	Annual Billing*	N
AGS232 FE	A	\$ 38,340	A	\$ 38,340	\$ 1,325	1/14/2013	2/1/2013	1/31/2014	Trees of Hawaii Inc	S	Tree Trimming Services Libraries	Annual Billing*	N
AGS232 FE	A	\$ 72,708	A	\$ 72,708	\$ 72,708	6/14/2013	6/1/2013	5/31/2014	Imua Landscaping Co Inc	S	Tree Trimming Services Honolulu Civic Center	Annual Billing*	N
AGS232 FE	A	\$ 14,000	A	\$ 14,000	\$ 9,800	5/28/2013	6/1/2013	5/31/2014	Loves Landscaping Co, Inc	S	Tree Trimming of Exceptional Trees on Oahu	Annual Billing*	N
AGS232 FE	A	\$ 23,130	A	\$ 23,130	\$ 23,130	5/20/2013	6/1/2013	5/31/2014	Loves Landscaping Co, Inc	S	Tree Trimming Services East Oahu	Annual Billing*	N
AGS231 FA	A	\$ 1,737	M	\$ 20,845	\$ 12,160	7/1/2012	7/1/2012	6/30/2017	Xerox	E	5 Year Copier/Printer WC7655P 60 month Lease	Monthly Billing*	N
AGS231 FA	A	\$ 123,700	O - quarterly	\$12,377,445	\$ 12,118,011	7/31/2009	9/1/2013	8/31/2014	NORESCO	E	Equipment Leasing Purchase Agreement	Quarterly Billing*	N
AGS231 FA	A	\$ 117,682	M	\$ 1,412,183	\$ 823,773	7/31/2009	9/1/2013	8/31/2014	NORESCO	S	Fees for Operations & Maintenance (O&M), Measurement & Verification (M&V), Energy Manager (EM) and Energy Conservation thru Behavior Change (ECTBC).	Monthly Billing*	N
*Pursuant to HRS Section 103-10, payment shall be made no later than 30 calendar days following the date of receipt of the invoice or after the satisfactory delivery of the goods or performance of the services, whichever is later. The vendor/contractor is owed interest if they cannot be paid within this time period													
Pursuant to HRS 40-56, the person directly responsible for purchase order/contract signs a certification validating that goods and services have been received in good order and condition on the invoice.													

Department of Accounting and General Services  
Contract Costs

Table 20

State Procurement Office

Prog ID	MOF	Frequency		Max Value	Outstanding Balance	Term of Contract			Organization	Category E/L/P/C/ G/S	Description	Method and Frequency of Monitoring	POS Y/N
		Amount	(M/A/O)			Date Executed	From	To					
AGS 240	A	\$ 504	M	\$ 30,248	\$ 4,536	9/2/2009	9/10/2009	9/9/2014	Xerox Corp.	E	60 Month Copier Lease	Monthly Billing	N
AGS 240	A	\$ 162	M	\$ 9,696	\$ 3,078	7/1/2010	7/1/2010	6/30/2015	Xerox Corp.	E	60 Month Copier Lease	Monthly Billing	N
AGS 240	A	\$ 6,772	A	\$ 19,732	\$ -	3/1/2011	3/1/2011	2/28/2014	Citrix Online LLC	S	Webinar Services	Annual Billing	N
AGS 240	A	\$ 12,500	A	\$ 12,500	\$ -	4/9/2013	4/1/2013	3/31/2014	Periscope Holdings	S	NIGP Commodity Codes	Annual Billing	N
AGS 244	W	\$ 38	M	\$ 2,280	\$ 2,014	5/1/2013	5/1/2013	4/30/2018	Xerox Corp.	E	60 Month Copier Lease	Monthly Billing	N
												and see footnote below *	
<p>*Pursuant to HRS sections 103-10, payment shall be made no later than 30 calendar days following the date of receipt of the invoice or after the satisfactory delivery of the goods or performance of the services, whichever is later. The vendor/contractor is owned interest if they cannot be paid within this time period.</p> <p>Pursuant to HRS section 40-56, the person directly responsible for purchase order/contract signs a certification validating that goods and services have been received in good order and condition on the invoice.</p>													



Department of Accounting and General Services  
Contract Costs

Automotive Management Division

Prog ID	MOF	Frequency		Max Value	Outstanding Balance	Term of Contract			Organization	Category E/L/P/C/ G/S	Description	Method and Frequency of Monitoring	POS Y/N
		Amount	(M/A/O)			Date Executed	From	To					
AGS-252	W	\$ 5,631	M	\$ 67,567	\$ 45,043	7/1/2013	7/1/2013	6/30/2014	Ho'onani Landscaping, Ltd.	S	General cleaning services for Parking Lots G & S	*See footnote below	N
AGS-252	W	\$ 6,867	M	\$ 82,400	\$ 68,666	9/1/2013	9/1/2013	8/31/2014	Parking Lot Maintenance Company	S	General cleaning services for Parking Lots A & P	*See footnote below	N
AGS-252	W	\$ 5,298	M	\$ 63,571	\$ 42,379	7/1/2013	7/1/2013	6/30/2014	Parking Lot Maintenance Company	S	General cleaning services for Parking Lots I, J, N R, T & V	*See footnote below	N
AGS-252	W	\$ 2,403	M	\$ 28,840	\$ 19,228	7/1/2013	7/1/2013	6/30/2014	Parking Lot Maintenance Company	S	General R&M services Honolulu, Diamond Head, Kapolei & Waipahu	*See footnote below	N
AGS-252	W	\$ 393	M	\$ 4,716	\$ 3,144	7/1/2013	7/1/2013	6/30/2014	Parking Lot Maintenance Company	S	General cleaning services for Parking Lot O, OR&L Building	*See footnote below	N
AGS-252	W	\$ 1,263	M	\$ 15,150	\$ 10,098	7/1/2013	7/1/2013	6/30/2014	L&D Maintenance	S	Cleaning and maintenance of parking facilities on Maui	*See footnote below	N
AGS-252	W	\$ 3,343	M	\$ 40,114	\$ 26,742	7/1/2013	7/1/2013	6/30/2014	Malama Landscape Maintenance	S	Furnishing parking lot cleaning and grounds maintenance services at AAFES and Kakuhihewa Buildings on Oahu	*See footnote below	N
AGS-252	W	\$ 950	M	\$ 11,400	\$ 7,600	10/1/2013	10/1/2013	9/30/2014	Professional Landscape Maintenance	S	Furnishing landscape and maintenance services for Lot A, Lot R and Pohukaina Street Loading Area	*See footnote below	N
AGS-252	W	Not Available, Contracted by the Office of the Auditor	O	\$ 24,500	\$ 24,500	8/21/2013	7/1/2013	1/1/14 Estimated date	Office of the Auditor	S	Financial Audit of the SOH DAGS Parking Control Revolving Fund for FY13	Monitored by the Office of the Auditor	N
AGS-251	W	"	O	\$ 24,500	\$ 24,500	8/21/2013	7/1/2013	1/1/14 Estimated date	Office of the Auditor	S	Financial Audit of the SOH DAGS Motor Pool Revolving Fund for FY13	Monitored by the Office of the Auditor	N



Department of Accounting and General Services  
Contract Costs

CAMPAIGN SPENDING COMMISSION

Prog ID	MOF	Frequency		Max Value	Outstanding Balance	Term of Contract			Organization	Category E/L/P/C/ G/S	Description	Method and Frequency of Monitoring	POS Y/N
		Amount	(M/A/O)			Date Executed	From	To					
AGS 871	T	\$ 172	Q	\$ 10,836	\$ 5,388	2/1/2010	2/1/2010	5/1/2015	Pitney Bowes	E	Postage meter - 63 Months Lease	*See footnote below	N
AGS 871	T	\$ 350	M	\$ 25,500	\$ 9,800	3/3/2010	3/3/2010	3/14/2016	Xerox Corp	E	Copier ColorQuabe 9201 - 73 Months Lease	*See footnote below	N
*Pursuant to HRS sections 103-10, payment shall be made no later than 30 calendar days following the date of receipt of the invoice or after the satisfactory delivery of the goods or performance of the services, whichever is later. The vendor/contractor is owned interest if they cannot be paid within this time period.													
Pursuant to HRS section 40-56, the person directly responsible for purchase order/contract signs a certification validating that goods and services have been received in good order and condition on the invoice.													



Department of Accounting and General Services  
Contract Costs

Table 20

State Foundation on Culture and the Arts

Prog ID	MOF	Frequency		Max Value	Outstanding Balance	Term of Contract			Organization	Category E/L/P/C/ G/S	Description	Explanation of How Contract is Monitored	POS Y/N
		Amount	(M/A/O)			Date Executed	From	To					
AGS-881	A	\$ 1,386	O	\$ 4,159	\$ 1,664	12/10/2012	7/1/2012	6/30/2013	Hawaii Community Television	S	Grant assistance in support of SFCA Project-Jimmy Borges:Keeper of the Flame	*See footnote below	N
AGS-881	A	\$ 853	O	\$ 2,560	\$ 1,024	1/7/2013	7/1/2012	6/30/2013	Hana Arts Inc.	S	Grant assistance in support of SFCA Project-Basic General Operating Support	*See footnote below	N
AGS-881	N	\$ 9,167	O	\$ 27,500	\$ 27,500	2/7/2013	2/7/2013	2/6/2014	National Organization for Traditional Artists Exchange	S	Grant assistance in support of SFCA Project-Folf & Traditional Arts Program Support	*See footnote below	N
AGS-881	N	\$ 5,833	O	\$ 17,500	\$ 17,500	5/15/2013	5/15/2013	5/14/2014	Biographical Research Center	S	Grant assistance in support of SFCA Project-Hawaii Masterpiec: Ka Hana Kapa	*See footnote below	N
AGS-881	N	\$ 7,500	O	\$ 22,500	\$ 16,050	2/11/2013	2/5/2013	1/31/2014	Bastatas, Ashley	S	Biennium grants program assistant	*See footnote below	N
AGS-881	N	\$ 443	M	\$ 2,658	\$ 2,658	12/1/2013	12/1/2013	1/1/2014	Bromelkamp Company LLC	S	Maintenance of SFCA pearl database	*See footnote below	N
AGS-881	B	\$ 443	M	\$ 2,658	\$ 2,658	12/1/2013	12/1/2013	1/1/2014	Bromelkamp Company LLC	S	Maintenance of SFCA pearl database	*See footnote below	N
AGS-881	A	\$ 771	M	\$ 46,260	\$ 4,626	7/7/009	7/1/2009	6/30/2014	Xerox Corporation	E & S	Maintenance and lease agreement for color and b/w xerox copiers	*See footnote below	N
AGS-881	N	\$ 402	O	\$ 20,920	\$ 19,713	9/17/2013	10/7/2013	10/6/2014	Staffing Solutions Hawaii	S	Temporary program assistant for the designated programs	*See footnote below	N
AGS-881	B	\$ 16,667	O	\$ 100,000	\$ 40,000	10/20/2010	10/20/2010	12/31/2013	Shiroma, Randall	S	Creation/installation of an exterior work of art for the Ka'u High School & Pahala Elementary School	*See footnote below	N
AGS-881	B	\$ 12,500	O	\$ 75,000	\$ 37,750	10/20/2010	10/20/2010	12/31/2013	Spindt, Allan H.	S	Creation/installation of an exterior work of art for the Makapu Elementary School	*See footnote below	N
AGS-881	B	\$ 12,500	O	\$ 75,000	\$ 37,500	10/20/2010	10/20/2010	12/31/2013	Flint, Robert	S	Creation/installation of an exterior work of art for the Maui Waena Intermediate School	*See footnote below	N
AGS-881	B	\$ 12,500	O	\$ 75,000	\$ 26,500	10/26/2010	10/26/2010	12/31/2013	O'neill, Calley	S	Creation/installation of an exterior work of art for the Kipapa Elemetary School	*See footnote below	N
AGS-881	B	\$ 30,000	O	\$ 150,000	\$ 15,000	8/9/2011	8/9/2011	6/1/3014	Mills Studio Inc.	S	Creation/installation of an interior glass sculpture for the UH-Manoa Public Library	*See footnote below	N
AGS-881	B	\$ 12,500	O	\$ 75,000	\$ 15,000	10/31/2011	10/31/2011	12/31/2014	Duffet, Kim	S	Creation/installation of an exterior work of art for the Holomua Elementary School	*See footnote below	N
AGS-881	B	\$ 12,500	O	\$ 75,000	\$ 15,000	11/18/2011	10/27/2011	12/31/2014	Snider, Doug R.	S	Creation/installation of an exterior work of art for the Iroquois Point Elementary School	*See footnote below	N

Department of Accounting and General Services  
Contract Costs

Table 20

State Foundation on Culture and the Arts

Prog ID	MOF	Amount	(M/A/O)	Max Value	Outstanding Balance	Date Executed	From	To	Organization	E/L/P/C/ G/S	Description	Contract is Monitored	POS Y/N
AGS-881	B	\$ 22,857	O	\$ 160,000	\$ 52,000	6/14/2012	6/15/2012	6/30/2015	Kauinana, S. Kazu	S	Creation/installation of an exterior sculpture for the UH-Kauai Community College	*See footnote below	N
AGS-881	B	\$ 33,333	O	\$ 200,000	\$ 43,000	6/14/2012	6/15/2012	6/30/2015	Vasconcellos, Carl. G.	S	Creation/installation of an exterior sculpture for the UH-Cancer Research Center Kakaako campus	*See footnote below	N
AGS-881	B	\$ 2,900	O	\$ 78,180	\$ 22,350	1/25/2013	2/1/2013	1/31/2014	Alii Security Systems	S	Security services for the Hawaii State Art Museum	*See footnote below	N
AGS-881	B	\$ 16,667	O	\$ 100,000	\$ 95,000	10/2/2012	10/2/2012	12/31/2015	Lucas, Karen	S	Creation/installation of a work of art for the Ewa Makai Middle School	*See footnote below	N
AGS-881	B	\$ 14,286	O	\$ 100,000	\$ 88,500	10/2/2012	10/2/2012	12/31/2015	Ching, Mark K.K.	S	Creation/installation of a work of art for the Hilo Union School	*See footnote below	N
AGS-881	B	\$ 43,170	O	\$ 129,510	\$ 6,475	8/27/2012	8/27/2012	6/30/2013	Department of Education	S	Provide services to implement a visual arts education and exhibition program for the Art in Public Places project	*See footnote below	N
AGS-881	B	\$ 16,667	O	\$ 100,000	\$ 95,000	10/5/2012	10/5/2012	12/31/2015	Endicott-Tarnasky, Jodi Lynn	S	Creation/installation of a work of art for the Sunset Beach Elementary School	*See footnote below	N
AGS-881	B	\$ 33,100	O	\$ 165,500	\$ 157,225	10/26/2012	10/26/2012	6/30/2015	Izumi, May	S	Creation/installation of an exterior sculpture for the Non. 1 Capitol District Building	*See footnote below	N
AGS-881	B	\$ 110,000	O	\$ 550,000	\$ 533,500	6/4/2013	6/4/2013	12/31/2016	Bennett, Carol	S	Creation/delivery of an exterior work of art for the Honolulu International Airport, Consolidated Rent-A-Car Center	*See footnote below	N
AGS-881	B	\$ 40,000	O	\$ 200,000	\$ 200,000	8/22/2013	9/1/2013	6/30/2017	Browne, Sea K.L.	S	Creation/installation of an interior stone sculpture for the Honolulu International Airport, Inter Island Terminal, Mauka Extension	*See footnote below	N
AGS-881	B	\$ 16,667	O	\$ 100,000	\$ 100,000	10/8/2013	10/8/2013	12/31/2016	Bianchini, Henry Jr.	S	Creation/installation of an exterior sculpture for the Mililani Middle School	*See footnote below	N
AGS-881	B	\$ 16,667	O	\$ 100,000	\$ 100,000	10/8/2013	10/8/2013	12/31/2016	Colab Studio LLC	S	Creation/installation of an exterior work of art for the Kalama Middle School	*See footnote below	N
AGS-881	B	\$ 16,667	O	\$ 100,000	\$ 100,000	10/8/2013	10/8/2013	12/31/2016	Enos, Solomon Robert Nui	S	Creation/installation of an exterior work of art for the Castle High School	*See footnote below	N
AGS-881	T	\$ 10,000	O	\$ 40,000	\$ 8,586	4/1/2013	4/1/2013	12/31/2013	Brand One Hawaii	S	Website development/design for Haig's collections donated to the Art in Public Places collections	*See footnote below	N

Department of Accounting and General Services  
 Contract Costs

State Foundation on Culture and the Arts

<u>Prog ID</u>	<u>MOF</u>	<u>Amount</u>	<u>(M/A/O)</u>	<u>Max Value</u>	<u>Outstanding Balance</u>	<u>Date Executed</u>	<u>From</u>	<u>To</u>	<u>Organization</u>	<u>E/L/P/C/ G/S</u>	<u>Description</u>	<u>Contract is Monitored</u>	<u>POS Y/N</u>
*Contract is monitored in accordance with Chapter 9, HRS (State Foundation on Culture and the Arts)													
Pursuant to HRS sections 103-10, payment shall be made no later than 30 calendar days following the date of receipt of the invoice or after the satisfactory delivery of the goods or performance of the services, whichever is later. The vendor/contractor is owned interest if they cannot be paid within this time period.													
Pursuant to HRS section 40-56, the person directly responsible for purchase order/contract signs a certification validating that goods and services have been received in good order and condition on the invoice.													



Department of Accounting and General Services  
Contract Costs

Table 20

Stadium Authority

Prog ID	MOF	Amount	(M/A/O)	Max Value	Outstanding Balance	Date Executed	From	To	Organization	E/L/P/C/G/S	Description	Frequency of Monitoring	POS Y/N
AGS-889	B	Year 1 of MOU	A	N/A	N/A	Pending execution	Pending execution	6/30/2016	University of Hawaii Athletics	S	MOU with UH for shared use of UH ticketing system to allow the Aloha Stadium to act as a box office ticket sales outlet & related costs	Ticketing system provides reports as needed	N
AGS-889	B	\$ 401	M	\$4,814 per year	Year 3 = \$2,808	4/20/2011	6/1/2011	5/31/2016	Xerox	E	Monthly lease for copier/scanner/printer equipment (60 month lease)	* See footnote below	N
AGS-889	B	\$ 7,087	M	\$112,264 for year one	\$ 112,264	11/1/2013	11/1/2013	10/31/2014	Honeywell International, Inc.	S	(NEW) Monthly A/C maintenance & service/trouble calls (one year with option to extend four 12-month periods)	* See footnote below	N
AGS-889	B	\$285 to \$345, depending on number of days in month	M	\$ 3,887	\$ 956	2/1/2013	2/1/2013	1/31/2014	United Courier Services, Inc. dba United Armored Car Services	S	Armored car services: pickup and delivery of deposits (\$15 per day)	* See footnote below	N
AGS-889	B	\$ 1,700	M	\$79,200 for year one	\$ 79,200	11/1/2013	11/1/2013	10/31/2014	Kone, Inc.	S	(NEW) Monthly elevator & escalator maintenance, standby service for major events, and service/trouble calls (one year with option to extend four additional 12-month periods)	* See footnote below	N
AGS-889	B	Approx. \$26,500 for monthly service which depends on number of hours worked	M	Year 5 = \$429,745	Year 5 = \$298,876	7/22/2009	8/1/2009	7/31/2014	G4S Secure Solution (USA), Inc.	S	Monthly security guards services 24 hours/7 days per week and security guard services at events (3-year contract with option to extend 2 additional 12-month periods)	* See footnote below	N
AGS-889	B	\$ 900	O - quarterly	\$3,599 per year	Year 3 = \$2,699	7/18/2011	7/1/2011	6/30/2016	Pitney Bowes	E	Postage meter machine lease (5 years)	* See footnote below	N



Department of Accounting and General Services  
Contract Costs

Table 20

Stadium Authority

Prog ID	MOF	Amount	(M/A/O)	Max Value	Outstanding Balance	Date Executed	From	To	Organization	E/L/P/C/G/S	Description	Frequency of Monitoring	POS Y/N
AGS-889	B	Varies	M	\$445 per open top; \$775 per compact container	paid thru October 2013	1/25/2012	3/1/2012	2/28/2014	Rolloffs Hawaii, LCC	S	Refuse collection/disposal (one year with option to extend four 12-month periods)	* See footnote below	N
AGS-889	B	Varies	O - upon receipt of invoice	\$82,000 per year	FY 2013 = \$4,660; FY 2014 = \$82,000	8/27/2009	FY 2013	FY 2015	Kobayashi Kanetoku Doi Lum Yasuda CPAs LLC through a contract with the Office of the Auditor	S	Audit and agreed-upon procedures	* See footnote below	N
AGS-889	B	\$ 5,000	M	\$ 60,000	N/A	8/29/2013	9/1/2013	8/31/2014	William D. Golz dba DG Productions, LLC	S	Scoreboard management & production/programming of advertising material	* See footnote below	N
AGS-889	B	\$ 8,333	M	\$ 99,999	\$ 99,999	8/29/2013	9/1/2013	8/31/2014	William D. Golz dba DG Productions, LLC	S	Scoreboard audio & video hardware maintenance	* See footnote below	N
AGS-889	B	N/A	O - quarterly	N/A	N/A	1/1/2009	1/11/2009	6/30/2014	** CBS Collegiate Sports Properties	S	Concession contract - advertising/marketing of Aloha Stadium inventory (Beginning Jan 1, 2009 and ending June 30, 2014; term shall end on June 30, 2019 if the Concessionaire installs new capital improvements at an actual cost of at least \$1,000,000.)	** See footnote below	N
AGS-889	B	N/A	M	N/A	N/A	9/1/2009	9/1/2009	8/31/2014	* Volume Services, Inc.	S	Contract to market, coordinate, and manage the swap meet (Sep 1, 2009 to Aug 31, 2012 with option to extend two two-year periods)	Monitoring mtgs. currently being conducted on a weekly basis.	N
AGS-889	B	N/A	M	N/A	N/A	1/3/2012	1/6/2012	1/5/2022	** Volume Services, Inc.	S	Concession contract - provide food & beverage, catering, and novelty sales for Aloha Stadium events (Jan 6, 2012 to Jan 5, 2022 with option to extend up to five additional years)	** See footnote below	N
AGS-889	B	Varies	O - upon receipt of invoice	\$ 10,696	\$ 10,696	7/25/2013	10/1/2013	9/30/2014	USDA APHIS WS	S	Bird and feral cat control	* See footnote below	N

Department of Accounting and General Services  
Contract Costs

Stadium Authority

Prog ID	MOF	Amount	(M/A/O)	Max Value	Outstanding Balance	Date Executed	From	To	Organization	E/L/P/C/ G/S	Description	Frequency of Monitoring	POS Y/N
AGS-889	B	Varies	O - upon receipt of invoice	\$ 16,727	\$ 12,837	7/23/2013	7/24/2013	7/24/2014	Papersource Hawaii, Inc.	G	Toilet tissue (430 estimated cases x \$38.90 per case)	* See footnote below	N
AGS-889	B	Varies	O - upon receipt of invoice	\$ 15,497	\$ 11,278	9/23/2013	8/28/2013	12/31/2013	B. Hayman Co. Ltd.	S	Golf cart rental for 6 UH football and one Sheraton Hawaii Bowl games (UH game #1 \$1,550 for 10 golf carts + remaining events \$2,325 for maximum of 15 golf carts per event)	* See footnote below	N
AGS-889	B	varies	O - upon receipt of invoice	\$ 19,607	\$ 10,361	8/14/2013	8/28/2013	8/27/2014	GP Roadway Solutions, Inc.	G	Variable message board, portable sign stand, barricade, and delineator rental for 6 UH football, 1 Sheraton Hawaii Bowl, and 1 Pro Bowl games (\$2,451 per game)	* See footnote below	N
<p>*Pursuant to HRS Section 103-10, payment shall be made no later than 30 calendar days following the date of receipt of the invoice or after the satisfactory delivery of the goods or performance of the services, whichever is later. The vendor/contractor is owed interest if they cannot be paid within this time period.</p> <p>**Contract executed under HRS Chapter 102 - Concessions on Public Property. Stadium Authority is compensated by the Concessionaire based on the terms and condition of the Concessionaire's bid. As such, no purchase orders have been issued for these contracts.</p>													
Stadium Authority/Aloha Stadium				Contact Person: Russell Uchida				Phone No.: 483-2753					

Department of Accounting and General Services  
Contract Costs

Table 20

Enhanced 911 Board

Prog ID	MOF	Frequency		Max Value	Outstanding Balance	Date Executed	Term of Contract		Organization	Category E/L/P/C/ G/S	Description	Method and Frequency of Monitoring	POS Y/N
		Amount	(M/A/O)				From	To					
AGS-891	B	\$ 28,437.50	Monthly	\$ 1,657,500.00	\$ 341,250.15	12/11/2009	12/11/2009	12/10/2014	TKC Consulting Group, LLC	S	Executive Director Services in Support of Enhanced 911 Board	Board of Directors on a monthly basis	N
AGS-891	B	\$ 11,250.00	Annual	\$ 33,750.00	\$ 11,250.00	7/1/2012	7/1/2012	10/16/2014	PKC Pacific Hawaii LLP	S	Independent CPA Auditor to perform annual audit of Board receipts and expenditures for Fys 2012, 2013 & 2014	Board of Directors on an annual basis	N



Department of Accounting and General Services  
Contract Costs

Table 20

Hawaii District Office

Prog ID	MOF	Frequency		Max Value	Outstanding Balance	Term of Contract			Organization	Category E/L/P/C/G/S	Description	Method and Frequency of Monitoring	POS Y/N
		Amount	(M/A/O)			Date Executed	From	To					
AGS-231/FB	A	\$ 21,046	A	\$ 105,230	\$ 10,524	7/10/2013	7/1/2013	6/30/2014	Business Svcs Hawaii	S	rubbish hauling services-public bldgs	*See footnote below	N
AGS-231/FB	A	\$ 14,416	A	\$ 72,082	\$ 14,412	7/11/2013	7/1/2013	6/30/2014	Pacific Waste, Inc.	S	rubbish hauling services-public bldgs	*See footnote below	N
AGS-232/FG	A	\$ 11,008	O	\$ 22,018	\$ 11,010	7/10/2013	7/1/2013	6/30/2014	KARC	S	groundskeeping svcs-keakealani bldg	*See footnote below	N
AGS-231/FB	A	\$ 29,350	O	\$ 58,702	\$ 29,352	7/25/2013	7/1/2013	6/30/2014	KARC	S	janitorial svcs-keakealani bldg	*See footnote below	N
AGS-807/FP	A	\$ 105	M	\$ 5,051	\$ 2,520	11/21/2011	11/21/2011	11/21/2015	Neopost	E	postage machine lease	*See footnote below	N
AGS-807/FP	A	\$ 402	A	\$ 1,206	\$ 804	11/21/2011	11/21/2011	11/21/2015	Business Works	S	postage machine maintenance	*See footnote below	N
AGS-807/FP	A	\$ 309	M	\$ 18,520	\$ 17,304	8/28/2013	8/28/2013	8/28/2018	Xerox	E	Hilo DAGS Office copier	*See footnote below	N
AGS-807/FP	A	\$ 19	M	\$ 1,140	\$ 1,064	8/28/2013	8/28/2013	8/28/2018	Xerox	E	Hilo DAGS Office printer	*See footnote below	N
AGS-807/FP	A	\$ 26	M	\$ 1,560	\$ 936	11/21/2011	11/21/2011	11/21/2016	Xerox	E	DAGS Hilo baseyard printer	*See footnote below	N
AGS-807/FP	A	\$ 135	M	\$ 8,108	\$ 4,455	9/15/2011	9/15/2011	9/15/2016	Xerox	E	DAGS Hilo baseyard copier	*See footnote below	N
AGS-807/FP	A	\$ 135	M	\$ 8,108	\$ 4,455	9/15/2011	9/15/2011	9/15/2016	Xerox	E	DAGS Kona baseyard copier	*See footnote below	N
AGS-807/FP	A	\$ 20	M	\$ 1,183	\$ 720	1/10/2012	1/10/2012	1/10/2017	Xerox	E	DAGS Honokaa baseyard printer	*See footnote below	N
AGS-807/FP	A	\$ 20	M	\$ 1,183	\$ 1,020	3/1/2013	3/1/2013	3/1/2018	Xerox	E	DAGS Kau baseyard printer	*See footnote below	N
AGS-231/FB	A	\$ 661	M	\$ 7,938	\$ 3,966	7/1/2013	7/1/2013	6/30/2014	CW Maintenance	S	janitorial svcs-north kohala SOB	*See footnote below	N
AGS-231/FB	A	\$ 540	M	\$ 6,483	\$ 3,240	7/1/2013	7/1/2013	6/30/2014	Brantley Center	S	janitorial svcs-honokaa	*See footnote below	N
AGS-232/FG	A	\$ 171	M	\$ 2,051	\$ 1,026	7/1/2013	7/1/2013	6/30/2014	Brantley Center	S	groundskeeping svcs-honokaa	*See footnote below	N
*Pursuant to HRS sections 103-10, payment shall be made no later than 30 calendar days following the date of receipt of the invoice or after the satisfactory delivery of the goods or performance of the services, whichever is later. The vendor/contractor is owned interest if they cannot be paid within this time period.													
Pursuant to HRS section 40-56, the person directly responsible for purchase order/contract signs a certification validating that goods and services have been received in good order and condition on the invoice.													

Department of Accounting and General Services  
Contract Costs

Table 20

MAUI DISTRICT OFFICE

Prog ID	MOF	Frequency		Max Value	Outstanding Balance	Term of Contract			Organization	Category E/L/P/C/ G/S	Description	Method and Frequency of Monitoring	POS Y/N
		Amount	(M/A/O)			Date Executed	From	To					
AGS-231/FC	A	\$ 23	M	\$ 1,401	\$ 161	6/1/2007	6/15/2007	12/31/2012	Xerox Corp.	E	5 year copier WCP215 60 Months Lease	by MDO *	N
AGS-231/FC	A	\$ 1,253	M	\$ 15,035	\$ 8,770	6/13/2012	7/1/2012	6/30/2014	Aloha Waste	S	Refuse pick up & disposal	by MDO *	N
AGS-231/FC	A	\$ 418	M	\$ 5,020	\$ 2,914	11/15/2010	12/1/2010	11/30/2014	Kone Elevator	S	Elevator maintenance	Statewide *	N
AGS-231/FC	A	\$ 1,200	M	\$ 14,400	\$ 8,400	6/13/2013	7/1/2013	6/30/2014	Pacific Ohana Masonry & Landscaping	S	Janitorial service for Lahaina Comprehensive Health Center	by MDO *	N
AGS-232/FG	A	\$ 1,200	M	\$ 14,400	\$ 8,400	6/13/2013	7/1/2013	6/30/2014	Pacific Ohana Masonry & Landscaping	S	Grounds maintenance service for Lahaina Comprehensive Health Center	by MDO *	N
AGS-231/FC	A	\$ 3,066	M	\$ 36,797	\$ 21,465	6/9/2009	7/1/2009	6/30/2014	Oahu Air Conditioning Service, Inc.	S	Air conditioning maintenance	Statewide *	N
<p>*Pursuant to HRS sections 103-10, payment shall be made no later than 30 calendar days following the date of receipt of the invoice or after of the services, whichever is later. The vendor/contractor is owned interest if they cannot be paid within this time period.</p> <p>Pursuant to HRS section 40-56, the person directly responsible for purchase order/contract signs a certification validating that goods and on the invoice.</p>													

Department of Accounting and General Services  
Contract Costs

KAUAI DISTRICT OFFICE

Prog ID	MOF	Frequency		Max Value	Outstanding Balance	Term of Contract			Organization	Category E/L/P/C/ G/S	Description	Method and Frequency of Monitoring	POS Y/N
		Amount	(M/A/O)			Date Executed	From	To					
AGS-807/FR	A	\$ 40	M	\$ 5,047	\$ 1,818	9/11/2012	9/30/2012	9/30/2017	PITNEY BOWES	E	5 YEAR POSTAGE METER (DM200L) 60 MO LEASE	* See footnote below. Max Value amount is the total lease amount which is funded by three programs.	N
AGS-233/FN	A	\$ 3	M	same contract as above	\$ 116	9/11/2012	9/30/2012	9/30/2017	PITNEY BOWES	E	5 YEAR POSTAGE METER (DM200L) 60 MO LEASE	* See footnote below. Max Value amount is the total lease amount which is funded by three programs.	N
AGS-231/FD	A	\$ 9,285	M	\$ 111,420	\$ 74,280	5/9/2013	7/1/2013	6/30/2014	OAHU AIR CONDITIONING SERVICE, INC.	S	COOPERATIVE PURCHASING AGREEMENT W/DOE - 1 YEAR MAINTENANCE SERVICE CONTRACT AT STATE PUBLIC BUILDINGS ON KAUAI	* See footnote below.	N
AGS-807/FR	A	\$ 249	M	\$ 16,610	\$ 8,720	10/21/2011	10/21/2011	10/21/2016	RICOH	E	5 YEAR COPIER MPC5501 60 MONTH LEASE.	*See footnote below. Max Value amount is the total lease amount which is funded by two programs.	N
AGS-233/FN	A	\$ 28	M	same contract as above	\$ 969	10/21/2011	10/21/2011	10/21/2016	RICOH	E	5 YEAR COPIER MPC5501 60 MONTH LEASE.	*See footnote below. Max Value amount is the total lease amount which is funded by two programs.	N
AGS-231/FD	A	\$ 1,403	M	\$ 22,224	\$ 11,226	5/21/2013	7/1/2013	6/30/2014	GARDEN ISLE DIPSOSAL, INC.	S	1 YEAR (SUPPLEMENTAL CONTRACT NO. 1) FOR REFUSE AND RECYCLING COLLECTIONS SERVICES, KAUAI	*See footnote below. Max Value amount is the total contract amount for refuse & recycling.	N
AGS-231/FD	A	\$ 449	M	same contract as above	\$ 3,590	5/21/2013	7/1/2013	6/30/2014	GARDEN ISLE DIPSOSAL, INC.	S	1 YEAR (SUPPLEMENTAL CONTRACT NO. 1) FOR REFUSE AND RECYCLING COLLECTIONS SERVICES, KAUAI	*See footnote below. Max Value amount is the total contract amount for refuse & recycling.	N
AGS-807/FR	A	\$ 4,080	O	\$ 8,435	\$ 2,750	5/31/2013	7/1/2013	6/30/2014	WAYNE'S AUTO REPAIR, INC.	S	1 YEAR VEHICLE SERVICING & TUNE-UP (SERVICE)	CONTRACT INCLUDES VEHICLE SERVICING & TUNE-UP. MAX VALUE AMOUNT IS THE TOTAL QUOTED AMOUNT WHICH IS FUNDED BY THREE PROGRAMS.	N
AGS-807/FR	A	\$ 4,225	O	same contract as above	\$ 2,070	5/31/2013	7/1/2013	6/30/2014	WAYNE'S AUTO REPAIR, INC.	S	1 YEAR VEHICLE SERVICING & TUNE-UP (TUNE-UP)		N
AGS-231/FD	A	\$ 200	O	same contract as above	\$ 200	5/31/2013	7/1/2013	6/30/2014	WAYNE'S AUTO REPAIR, INC.	S	1 YEAR VEHICLE SERVICING & TUNE-UP (SERVICE)		N
AGS-231/FD	A	\$ 250	O	same contract as above	\$ 250	5/31/2013	7/1/2013	6/30/2014	WAYNE'S AUTO REPAIR, INC.	S	1 YEAR VEHICLE SERVICING & TUNE-UP (TUNE-UP)		N

\* Pursuant to HRS Section 103-10, payment shall be made no later than 30 calendar days following the date of receipt of the invoice or after the satisfactory delivery of the goods or performance of the services, whichever is later. The vendor/contractor is owned interest if they cannot be paid within this time period.

Pursuant to HRS 40-56, the person directly responsible for purchase order/contract signs a certification validating that goods and services have been received in good order and condition of this invoice.

Department of Accounting and General Services  
Capital Improvements Program Requests

Table 21

<u>Prog ID</u>	<u>Prog ID</u> <u>Priority</u>	<u>Dept- Wide</u> <u>Priority</u>	<u>Project Title</u>	<u>MOF</u>	<u>FY14 \$\$\$</u>	<u>FY15 \$\$\$</u>
AGS221	1	1	CIP STAFF COSTS	C		\$ 1,307,000
AGS221	2	2	LUMP SUM MAINTENANCE OF EXISTING FACILITIES, PWD, STATEWIDE	A		\$ 8,820,000
AGS889	1	3	LUMP SUM HEALTH & SAFETY - ALOHA STADIUM	C		\$ 3,000,000
AGS221	3	4	STATE CAPITOL, REPLACE LINING & CIRC. SYS. IN REFLECTING POOLS & OTHER IMPROVEMENTS	C		\$ 1,500,000
AGS221	4	5	LUMP SUM STATE OFFICE BUILDING REMODELING	A		\$ 1,000,000
AGS 221	5	6	WASHINGTON PLACE, HEALTH AND SAFETY AND QUEEN'S GALLERY RENOVATION, OAHU (GO BOND)	C		\$ 5,000,000
AGS 131			LUMP SUM HEALTH AND SAFETY, INFORMATION AND COMMUNICATION SERVICES DIVISION, STATEWIDE	C		\$ (6,350,000)
AGS 131			LUMP SUM HEALTH AND SAFETY, INFORMATION AND COMMUNICATION SERVICES DIVISION, STATEWIDE	A		\$ 6,350,000
AGS 221			WASHINGTON PLACE, HEALTH AND SAFETY AND QUEEN'S GALLERY RENOVATION, OAHU	C		\$ (500,000)
AGS 221			WASHINGTON PLACE, HEALTH AND SAFETY AND QUEEN'S GALLERY RENOVATION, OAHU	A		\$ 500,000
AGS 221			LUMP SUM MAINTENANCE OF EXISTING FACILITIES, PUBLIC WORKS DIVISION, STATEWIDE	C		\$ (16,018,000)
AGS 221			LUMP SUM MAINTENANCE OF EXISTING FACILITIES, PUBLIC WORKS DIVISION, STATEWIDE	A		\$ 16,018,000
AGS 221			STATE CAPITOL BLDG, REPLACE UPPER ROOF, OAHU	C		\$ (4,134,000)
AGS 221			STATE CAPITOL BLDG, REPLACE UPPER ROOF, OAHU	A		\$ 4,134,000
AGS 889			LUMP SUM HEALTH AND SAFETY, ALOHA STADIUM, OAHU	C		\$ (10,000,000)
AGS 889			LUMP SUM HEALTH AND SAFETY, ALOHA STADIUM, OAHU	A		\$ 10,000,000
<b>TOTAL - NEW REQUESTS BY MOF</b>						



Department of Accounting and General Services  
 Capital Improvements Program Requests

Table 21

<u>Prog ID</u>	<u>Prog ID</u> <u>Priority</u>	<u>Dept- Wide</u> <u>Priority</u>	<u>Project Title</u>	<u>MOF</u>	<u>FY14 \$\$\$</u>	<u>FY15 \$\$\$</u>
			General Fund	A		\$ 46,822,000
			General Obligation Bonds	C		\$ (26,195,000)
			<b>TOTAL</b>			<b>\$ 20,627,000</b>

TABLE R (5/97)

**CAPITAL PROJECT INFORMATION AND JUSTIFICATION SHEET**

<b>EXPENDING AGENCY:</b>		
<b>USER PROGRAM ID</b>		<b>CAPITAL PROJECT</b>
<b>DEPT</b>	<b>NUMBER</b>	<b>NUMBER</b>
AGS	221	E109

<b>ISLAND</b>
0

<b>SEN DIST</b>
0

<b>REP DIST</b>
0

<b>PRIORITY NO.</b>
1

<b>PREV PRIO NO.</b>
1

<b>PROJ. SCOPE</b>
O

**SCOPE CODES**

- N - NEW
- I - RENOVATION
- A - ADDITION
- R - REPLACEMENT
- O - ONGOING

<b>DATE</b>
11/26/2013

**PROJECT TITLE:** CAPITAL IMPROVEMENTS PROGRAM STAFF COSTS, STATEWIDE

**PROJECT DESCRIPTION:** Plans, land acquisition, design, construction and equipment for costs related to wages and fringes for permanent, project-funded staff positions for the implementation of capital improvement program projects for the Department of Accounting and General Services. Projects may also include funds for non-permanent capital improvements program related positions.

**TOTAL ESTIMATED PROJECT COST (In Thousands of Dollars)**

COST ELEMENT	PRIOR APPROPRIATIONS (Including MOF)										APPROPRIATIONS (Incl MOF)			TOTAL PROJECT COST											
	ACT	YR	ITEM	ACT	YR	TEM	ACT	YR	TEM	ACT	YR	ITEM	ACT		YR	ITEM	FUTURE YEARS								
	213	07	K10	158	08	K10	162	09	K-8	180	10	K-8	164		11	K-8	106	12	K-8	134	13	K-9	14	K-9	
PLANS	6,896			6,946			7,361			7,361			7,361			7,361			7,361			8,668		18,203	77,518
LAND	1			1			1			1			1			1			1			1		2	10
DESIGN	1			1			1			1			1			1			1			1		2	10
CONSTRUCT	1			1			1			1			1			1			1			1		2	10
EQUIPMENT	1			1			1			1			1			1			1			1		2	10
<b>TOTALS</b>	<b>6,900 (C)</b>			<b>6,950 (C)</b>			<b>7,365 (C)</b>			<b>7,365 (C)</b>			<b>7,365 (C)</b>			<b>7,365 (C)</b>			<b>7,365 (C)</b>			<b>8,672 (C)</b>		<b>18,211 (C)</b>	<b>77,558</b>

**PROJECT INFORMATION AND JUSTIFICATION (use back if necessary):**

**a. Total Scope of Project.**

(See attached.)

**b. Identification of Need and Evaluation of Existing Situation.**

(See attached.)

**c. Alternatives Considered and Impact if Project is Deferred.**

(See attached.)

**d. Discuss What Improvements Will Take Place When Project Completed (including benefits to be derived and/or deficiencies this project intends to correct).**

(See attached.)

**e. Impact Upon Future Operating Requirements (show initial and ongoing funding requirements by cost element, including position count, means of financing, fiscal year).**

(See attached.)

**f. Additional Information:**

(See attached.)

E109 - CAPITAL IMPROVEMENTS PROGRAM STAFF COSTS, STATEWIDE

PROJECT INFORMATION AND JUSTIFICATION

a. **Total Scope of Project.**

Project will provide for costs related to wages and fringes for project-funded staff involved in the implementation of various capital improvements program projects.

b. **Identification of Need and Evaluation of Existing Situation.**

These funds are needed for costs related to wages and fringes for project-funded staff positions to implement capital improvement projects assigned to DAGS.

c. **Alternatives Considered and Impact If Project Is Denied.**

The alternative of not having funds for wages and fringes is not acceptable. Therefore, if this project is deferred, funds for the wages and fringes of project-funded staff must be provided by increasing the appropriation for each capital improvement project. Otherwise, the position and their concomitant "warm bodies" will be eliminated and the capital improvements program projects will not be implemented.

d. **Discuss What Improvements Will Take Place When Project Is Completed (including benefits to be derived and/or deficiencies this project will correct).**

Project will indirectly result in completing various capital improvement projects as it provides for costs related to wages and fringes for project-funded staff involved in their implementation.

e. **Impact Upon Future Operating Requirements (show initial and ongoing funding requirements by cost element, including position count, means of financing, fiscal year).**

The capital improvements program projects that are completed will require repair and maintenance funding in future biennia.

f. **Additional Information:**

Future years cost will increase based on actual staffing requirements, increased staff costs, and increased fringe rates.

**CAPITAL PROJECT INFORMATION AND JUSTIFICATION SHEET**

<b>EXPENDING AGENCY:</b>		
<b>USER PROGRAM ID</b>		<b>CAPITAL PROJECT</b>
<b>DEPT</b>	<b>NUMBER</b>	<b>NUMBER</b>
AGS	221	Q101

<b>ISLAND</b>
0

<b>SEN DIST</b>
0

<b>REP DIST</b>
0

<b>PRIORITY NO.</b>
2

<b>PREV Prio No.</b>
2

<b>PROJ. SCOPE</b>

**SCOPE CODES**  
 N - NEW  
 I - RENOVATION  
 A - ADDITION  
 R - REPLACEMENT  
 O - ONGOING

<b>DATE</b>
11/26/2013

**PROJECT TITLE:** LUMP SUM MAINTENANCE OF EXISTING FACILITIES, PUBLIC WORKS DIVISION, STATEWIDE

**PROJECT DESCRIPTION:** Plans, land acquisition, design, construction, and equipment for improvements and maintenance of public facilities and sites, statewide. Projects may include repairs, and improvements.

**TOTAL ESTIMATED PROJECT COST (In Thousands of Dollars)**

COST ELEMENT	PRIOR APPROPRIATIONS (Including MOF)												APPROPRIATIONS (Incl MOF)			TOTAL PROJECT COST								
	ACT YR ITEM			ACT YR ITEM			ACT YR ITEM			ACT YR ITEM			FY 2015	FUTURE YEARS										
	213	2007	K-12	158	2008	K-12	162	2009	K-10	180	2010	K-10			164		2011	K-9	106	2012	K-9	134	2013	K-10
PLANS	300			300			50			50			50			50			100			100	6,000	7,000
LAND	1			1			1			1			1			1			1			1	6	14
DESIGN	700			700			200			200			200			200			1,390			5,331	10,088	19,009
CONSTRUCT	3,600			3,600			4,740			4,740			16,240			13,740			13,400			19,397	83,226	162,683
EQUIPMENT	399			399			9			9			9			9			9			9	56	908
<b>TOTALS</b>	5,000 (C)			5,000 (C)			5,000 (C)			5,000 (C)			16,500 (C)			14,000 (C)			14,900 (C)			24,838 (A)	99,376 (C)	189,614

**PROJECT INFORMATION AND JUSTIFICATION (use back if necessary):**

**a. Total Scope of Project.**

(See attached.)

**b. Identification of Need and Evaluation of Existing Situation.**

(See attached.)

**c. Alternatives Considered and Impact If Project is Deferred.**

(See attached.)

**d. Discuss What Improvements Will Take Place When Project Completed (including benefits to be derived and/or deficiencies this project intends to correct).**

(See attached.)

**e. Impact Upon Future Operating Requirements (show initial and ongoing funding requirements by cost element, including position count, means of financing, fiscal year).**

(See attached.)

**f. Additional Information:**

(See attached.)

Q101 - LUMP SUM MAINTENANCE OF EXISTING FACILITIES, PUBLIC WORKS DIVISION, STATEWIDE:

Project Information and Justification

a. **Total Scope of Project:**

Plans, design, construction and equipment for improvements and maintenance of public facilities and sites, statewide. Projects may include roofing, other repairs, improvements, and retrocommissioning.

b. **Identification of Need and Evaluation of Existing Situation:**

These construction projects are essential to maintain DAGS-managed public facilities. The operational life span of many of our building systems has long-passed, and costs continue to escalate to maintain the obsolete systems. Failure of obsolete systems that are beyond repair pose health and safety risks for facility occupants. Urgent health and safety and federal mandates needs are included in this lump sum fund. This project will also ensure that those systems that are not being immediately replaced or upgraded will continue to function. Just as importantly, this project will be the stepping stone to allowing DAGS to proactively properly maintain all systems to protect our facility asset inventory.

c. **Alternative Considered and Impact If Project Is Denied:**

The primary alternative would be to defer such work, but due to the existing deteriorated conditions, the future costs to perform improvements and maintenance will increase as the conditions continue to deteriorate. Further, deferral increases the State's risk of an injury lawsuit in the event of system failure caused by the inability to provide adequate maintenance.

d. **Discuss What Improvements Will Take Place When Project Is Completed (including benefits to be derived and/or deficiencies this project will correct):**

Building systems and sites will receive necessary major upgrades and maintenance that is required to protect our facilities and occupants from damage or injury due to deteriorated conditions. Repair/upgrade will be more comprehensive than would be possible under routine maintenance and will help allay larger costs to address future failure if nothing is done.

e. **Impact Upon Future Operating Requirements (show initial and ongoing funding requirements by cost element, including position count, means of financing, fiscal year):**

Future maintenance costs to repair items such as air conditioning systems, large potholes, leaking roofs and leaking fire sprinkler pipes in public facilities will be eliminated for those facilities that receive work. These projects will reduce the State's exposure to lawsuits and their associated costs and required manpower requirements.

f. **Additional Information:**

None.

TABLE R (5/97)

**CAPITAL PROJECT INFORMATION AND JUSTIFICATION SHEET**

EXPENDING AGENCY:		
USER PROGRAM ID		CAPITAL PROJECT
DEPT	NUMBER	NUMBER
AGS	889	Q104

ISLAND
1

SEN DIST
16

REP DIST
31

PRIORITY NO.
3

PREV PRIO NO.
7

PROJ. SCOPE
O

SCOPE CODES  
 N - NEW  
 I - RENOVATION  
 A - ADDITION  
 R - REPLACEMENT  
 O - ONGOING

DATE
11/26/2013

**PROJECT TITLE:** LUMP SUM HEALTH AND SAFETY, ALOHA STADIUM, OAHU

**PROJECT DESCRIPTION:** Plans, design and construction for the mitigation/elimination of conditions that may become hazardous to health and safety, including repairs, alterations, and improvements to the Aloha Stadium to meet code, safety, and/or operational requirements.

**TOTAL ESTIMATED PROJECT COST (In Thousands of Dollars)**

COST ELEMENT	PRIOR APPROPRIATIONS (Including MOF)												APPROPRIATIONS (Incl MOF)					TOTAL PROJECT COST								
	ACT YR ITEM			ACT YR ITEM			ACT YR ITEM			ACT YR ITEM			ACT YR ITEM		FUTURE YEARS											
	213	2007	H-25	158	2008	H-25	162	2009	H-9	180	2010	H-9	164	11		H16	106		12	H16	134	13	H17	14	H17	
PLANS		1			1,870			100			100			1				1			1			6	2,081	
LAND																									0	
DESIGN		549			11,330			3,900			1,000			1				1			999			1,199	8,087	27,066
CONSTRUCT		11,880			12,650			11,000			14,000			5,148				5,148			9,000			11,800	72,797	159,728
EQUIPMENT																									0	
<b>TOTALS</b>		12,430 (C)			25,850 (C)			15,000 (C)			15,100 (C)			5,150 (C)				5,150 (C)			10,000 (C)			3,000 (C) 10,000 (A)	80,890 (C)	169,570 188,875

**PROJECT INFORMATION AND JUSTIFICATION (use back if necessary):**

**a. Total Scope of Project.**

(See attached.)

**b. Identification of Need and Evaluation of Existing Situation.**

(See attached.)

**c. Alternatives Considered and Impact if Project is Deferred.**

(See attached.)

**d. Discuss What Improvements Will Take Place When Project Completed (including benefits to be derived and/or deficiencies this project intends to correct).**

(See attached.)

**e. Impact Upon Future Operating Requirements (show initial and ongoing funding requirements by cost element, including position count, means of financing, fiscal year).**

(See attached.)

**f. Additional Information:**

(See attached.)

Q104 – LUMP SUM HEALTH AND SAFETY, ALOHA STADIUM, OAHU

Project Information and Justification

a. **Total Scope of Project:**

This project will continue with work to repair and upgrade existing facility systems essential to the continued safe use of the stadium by the public. The current scope includes design and construction for the on-going renovation work. Construction will take place both off-season and during the season for UH football. This continuing project will provide necessary structural repairs, protective coatings replacement, concourse repairs/waterproofing, seating bowl repairs/waterproofing, seat replacement, utility upgrades, elevator and escalator upgrades, and necessary parking lot upgrades. Work already completed or on-going under this project includes the critical stiffening of the concourse bridges, replacement of the high roof, structural repair/repainting of the external steel cross-bracing, north concourse repair/waterproofing, and handrail repair/additions.

b. **Identification of Need and Evaluation of Existing Situation:**

The remaining existing protective coating systems are at the end of their useful life. As a result, corrosion continues to affect unaddressed steel members which are exhibiting accelerated deterioration due to age and exposure. The deterioration needs to be addressed immediately to prevent the corrosion from further impacting the structural integrity of the stadium. This work is to be expected, as the stadium is over 30 years old. Maintenance efforts have been stretched as far as possible to defer comprehensive refurbishment of the stadium. If the corrosion is not addressed within the next five years, the safety of the facility users may be severely compromised.

Many of the remaining stadium facility systems are likewise reaching the end of their useful life. This continuum of care will allow the stadium facilities to continue to operate safely and efficiently for the patrons. Project delay will increase future renovation costs exponentially, and may compromise public safety.

c. **Alternative Considered and Impact If Project Is Denied:**

Moving forward with smaller patch-repair efforts as needs become critical would become more costly and less effective than a more comprehensive approach. The funding available through the stadium's operating budget is not able to cover the extensive work required. In addition, larger structural components and replacement of the exterior protective coatings cannot be addressed in a piece-meal fashion. The staff will not be able to effectively maintain the facilities as deterioration advances to critical levels that will begin to affect the health and safety of facility users, as well as the overall operations and the resultant ability to generate income.

If the stadium is allowed to deteriorate and the safety of the public is severely compromised, the stadium would have to be closed. For many events, there is no other venue comparable for use.

d. **Discuss What Improvements Will Take Place When Project Is Completed (including benefits to be derived and/or deficiencies this project will correct):**

Completion of the project will help provide stadium facilities that, with proper cyclical maintenance, can continue to meet the needs of the public, the venues and vendors utilizing the stadium. It is anticipated that the rejuvenated stadium will also increase usage.

This work will also provide the State with more time to determine if and when a replacement stadium will be needed.

e. **Impact Upon Future Operating Requirements (show initial and ongoing funding requirements by cost element, including position count, means of financing, fiscal year):**

Future operating requirements will be able to be programmed successfully to execute the cyclical maintenance required to preserve all facilities in manageable increments. At present, the deterioration rate far exceeds monies available. The “new” cyclical maintenance costs will be much less than the current skyrocketing costs of “doing nothing”.

f. **Additional Information:**

None.



TABLE R (5/97)

**CAPITAL PROJECT INFORMATION AND JUSTIFICATION SHEET**

EXPENDING AGENCY:		
USER PROGRAM ID		CAPITAL PROJECT
DEPT	NUMBER	NUMBER
AGS	221	CSD05

ISLAND
1

SEN DIST
13

REP DIST
26

PRIORITY NO.
4

PREV PRIO NO.
8

PROJ. SCOPE
R

SCOPE CODES

- N - NEW
- I - RENOVATION
- A - ADDITION
- R - REPLACEMENT
- O - ONGOING

DATE
11/26/2013

**PROJECT TITLE:** STATE CAPITOL BUILDING, REPLACE LINING AND CIRCULATION SYSTEM IN REFLECTING POOLS, OAHU

**PROJECT DESCRIPTION:** Design and Construction to upgrade water circulation and replace lining system in reflecting pools, including other associated items at the State Capitol Building.

**TOTAL ESTIMATED PROJECT COST (In Thousands of Dollars)**

COST ELEMENT	PRIOR APPROPRIATIONS (Including MOF)												APPROPRIATIONS (Incl MOF)			TOTAL PROJECT COST		
	ACT	YR	ITEM	ACT	YR	ITEM	ACT	YR	ITEM	ACT	YR	ITEM	ACT	YR	ITEM		FY 2015	FUTURE YEARS
PLANS																		0
LAND																		0
DESIGN												360				1,500		1,860
CONSTRUCT																	10,000	10,000
EQUIPMENT																		0
<b>TOTALS</b>		0			0			0			0		360 (C)		0 (C)	1,500 (C)	10,000 (C)	11,860

**PROJECT INFORMATION AND JUSTIFICATION (use back if necessary):**

**a. Total Scope of Project.**

(See attached.)

**b. Identification of Need and Evaluation of Existing Situation.**

(See attached.)

**c. Alternatives Considered and Impact if Project is Deferred.**

(See attached.)

**d. Discuss What Improvements Will Take Place When Project Completed (including benefits to be derived and/or deficiencies this project intends to correct).**

(See attached.)

**e. Impact Upon Future Operating Requirements (show initial and ongoing funding requirements by cost element, including position count, means of financing, fiscal year).**

(See attached.)

**f. Additional Information:**

(See attached.)

## CSD05 - STATE CAPITOL BUILDING, REPLACE LINING AND CIRCULATION SYSTEM IN REFLECTING POOLS, OAHU

### Project Information and Justification

#### a. **Total Scope of Project:**

Replace existing deteriorated and leaking lining or membrane and install a sound and permanent water treatment system in both pools. Work will include related structural building repairs due to damage from leaks, new pool finished surfaces, and restoration/repair of related fountain elements.

#### b. **Identification of Need and Evaluation of Existing Situation:**

***Background: the reflecting pools have been neglected. There is a backlog of needed renovation and major repairs due since they were constructed as an integral part of the State Capitol.***

Originally, the well water which fills the pools went first through a heat exchanger to cool the Capitol's air conditioning system, then flowed through the pools, and finally discharged out to the ocean via the storm drain. This was changed to the current system during the building renovation in the mid-1990's when the air conditioning system was separated from the pool water system because of problems caused to the air conditioning system by the brackish water. At that time, the vertical fountains on the pool bottoms were capped, and the well water flow into the pools was reduced to what was needed to replace water loss due to evaporation, daily vacuum cleaning, and leakage. Since there is inadequate water circulation and virtually no filtration, the pools are now a stagnant brackish water system subject to ample sunlight. This is ideal for algae growth. Even worse, the membranes on the pool bottoms are leaking and need replacement. The "token" water circulation is inadequate to effectively apply conventional treatments to control the algae; and there is no filtration to clean the brackish water. The "footprint" of the pools totals approximately 77,000 square feet or over 1 ¾ acres - a substantial area. After nearly 50 years, the pools, walls, walkways, columns, fixtures, piping, pumps and distribution systems are overdue for refurbishing and upgrades regardless of the algae problem and present a diminished setting for the Capitol.

***The existing issues affect health and safety and diminish operations and maintenance efficiency even beyond the unsightly/malodorous experience confronting the publics' arrival at the Capitol.***

The existing waterproof membrane is leaking and affecting areas such as the Legislative Reference Bureau's basement office space, and is starting to affect electrical conduits and circuits and the mechanical air conditioning duct system in various places in the Chamber or parking level. The conduits and ducts are corroding and will become unsafe for use. As leaks have been found in the concrete ceiling of the basement, the repair method used has been to eject epoxy from below to stop the leak, but this does not prohibit or even retard corrosion to any structural reinforcing steel exposed above. The current temporary circulation system is not functioning very well as its configuration is predicated on only using existing pool lining penetrations, it is without essential filtration and the pumps are undersized. During the installation of new pool membrane and surface finishes, proper repairs to structural elements can be undertaken from above, circulation and water treatment penetrations can be made where needed for a good and permanent system, which will also comply with current environmental laws for water discharge into sewer and storm drain systems. The new finish surfaces can provide an attractive setting, and facilitate cleanup and maintenance.

c. **Alternative Considered and Impact If Project Is Denied:**

Abandonment of the pools is not practical as the pools are a major part of the historical building classification of the State Capitol. The reflecting pools have been deemed by the State Historic Preservation Division to be a character-defining element of the State Capitol as a representation of the ocean that surrounds our island State.

The Department of Accounting and General Services strongly recommends the needed upgrades to the pools' membranes, circulation, filtration and ancillary systems be funded for an architectural alternative that utilizes a single water level with the bottom sloped from a shallow depth near the chambers to a greater depth at the perimeter to facilitate cleaning and to emphasize any color depth changes. As with the original Capitol design, the water would be level, without weirs or similar diversions. Vertical fountains would again be placed into operation, and the pool floor surface be improved to tile or a similar even-aspect finish to both beautify and to facilitate maintenance. DAGS prefers this scenario since it most nearly represents the original pool appearance, is anticipated to be much easier to maintain, and is estimated to cost less to construct.

d. **Discuss What Improvements Will Take Place When Project Is Completed (including benefits to be derived and/or deficiencies this project will correct):**

Safe and healthy building operations will be preserved and not compromised. The long-standing problem of smelly and unsightly pools will be replaced with a pleasing environment of sparkling water and the soothing sound of water playing through fountains.

e. **Impact Upon Future Operating Requirements (show initial and ongoing funding requirements by cost element, including position count, means of financing, fiscal year):**

The current dollar and man-hour cost of trying to make the pools a pleasant experience will be substantially reduced and repair costs as a result of leaking pond water will cease.

f. **Additional Information:**

None.

**CAPITAL PROJECT INFORMATION AND JUSTIFICATION SHEET**

<b>EXPENDING AGENCY:</b>		
<b>USER PROGRAM ID</b>		<b>CAPITAL PROJECT</b>
<b>DEPT</b>	<b>NUMBER</b>	<b>NUMBER</b>
AGS	221	V104

<b>ISLAND</b>
0

<b>SEN DIST</b>
0

<b>REP DIST</b>
0

<b>PRIORITY NO.</b>
5

<b>PREV PRIO NO.</b>
6

<b>PROJ. SCOPE</b>
I

**SCOPE CODES**

- N - NEW
- I - RENOVATION
- A - ADDITION
- R - REPLACEMENT
- O - ONGOING

<b>DATE</b>
11/26/2013

**PROJECT TITLE:** LUMP SUM STATE OFFICE BUILDING REMODELING, STATEWIDE

**PROJECT DESCRIPTION:** Plans, design and construction for remodeling and upgrade of state-owned offices occupied by state agencies to accommodate agencies' operational requirements. Project includes renovation for reorganization, program changes, and staffing changes, as well as correction of inefficient office layouts, energy conservation, lighting, ventilation, plumbing, electrical, and data/communications systems.

**TOTAL ESTIMATED PROJECT COST (In Thousands of Dollars)**

COST ELEMENT	PRIOR APPROPRIATIONS (Including MOF)												APPROPRIATIONS (Incl MOF)				TOTAL PROJECT COST									
	ACT	YR	ITEM	ACT	YR	TEM	ACT	YR	TEM	ACT	YR	ITEM	ACT	YR	ITEM	ACT		YR	ITEM	FUTURE YEARS						
PLANS	213	07	K10	158	08	K10	162	09	K-8	180	10	K-8	164	11	K8	106	12	K8	134	2013	K-12	2014	K-12	6	8	
LAND																									0	
DESIGN																			99			99			894	1,092
CONSTRUCT																			900			900			9,035	10,835
EQUIPMENT																									0	0
<b>TOTALS</b>			0 (C)			0 (C)			0 (C)			0 (C)			0 (C)			0 (C)	1,000	(C)		1,000	(A)		9,935 (C)	11,935

**PROJECT INFORMATION AND JUSTIFICATION (use back if necessary):**

**a. Total Scope of Project.**

(See attached.)

**b. Identification of Need and Evaluation of Existing Situation.**

(See attached.)

**c. Alternatives Considered and Impact if Project Is Deferred.**

(See attached.)

**d. Discuss What Improvements Will Take Place When Project Completed (including benefits to be derived and/or deficiencies this project intends to correct).**

(See attached.)

**e. Impact Upon Future Operating Requirements (show initial and ongoing funding requirements by cost element, including position count, means of financing, fiscal year).**

(See attached.)

**f. Additional Information:**

(See attached.)

## V104 – LUMP SUM STATE OFFICE BUILDING REMODELING, STATEWIDE

### PROJECT INFORMATION AND JUSTIFICATION

a. **Total Scope of Project:**

Accomplish remodeling of DAGS State Office Buildings as the needs and plans change due to reorganization, program changes, staffing changes, the optimization of office layouts, energy conservation efforts, and/or lighting, ventilation, plumbing, elevators and electrical system upgrades. Much of these needs cannot be determined at this time, and departments now occupying space in DAGS State Office Buildings do not have funds to support this kind of work when it is needed. The scope of work for any of the foregoing includes, but is not limited to design, construction and equipment for the remodeling and upgrade of offices in DAGS buildings, statewide.

b. **Identification of Need and Evaluation of Existing Situation.**

This project supports DAGS's efforts to optimize and consolidate State functions and to better utilize existing State office space. It is vital to carrying out recommendations from DAGS's companion efforts to create and implement statewide office space master plans for DAGS managed facilities. This effort will help reduce the amount of private office space leased by DAGS statewide.

Offices in leased space which require renovations will not be funded by this project. DAGS expects such renovations to be coordinated and programmed with the lessor.

DAGS understands that agencies should not fund remodeling costs using operating funds. Therefore, DAGS will utilize funds from this project to assist with remodeling requests in State office building space under DAGS management.

Due to the age and usage of the individual buildings, updating is essential to providing adequate and efficient space to meet requirements imposed by dynamic and changing technology such as computer and modular furniture (Examples: (1) Major increases in the use of computers dictates adding adequate electrical circuits and outlets; (2) Encouraging agencies to convert to modular furniture to accommodate more people in less space so we can reduce our lease log and substantially reduce renovation costs.)

c. **Alternatives Considered and Impact If Project Is Denied:**

There are no other acceptable alternatives. If the project is denied, State office buildings cannot be optimized for efficient use and operational benefit.

d. **Discuss What Improvements Will Take Place When Project Is Completed (including benefits to be derived and/or deficiencies this project will correct):**

The remodeling improvements will provide adequate space for agencies to accommodate their reorganization, consolidation, program changes and staffing changes. It will also correct inefficient office layouts and will adopt conservation measures. Upgrading and remodeling may also correct inadequate or inefficient lighting, plumbing, air conditioning, toilets, restrooms, elevators, electrical systems, etc.

Examples of projects which improved space utilization include: renovations in Keoni Ana, Kekuaanaoa, and Leiopapa A Kamehameha; and many other miscellaneous renovations.

V104 – LUMP SUM STATE OFFICE BUILDING REMODELING

Page 2

- e. **Impact Upon Future Operating Requirements (show initial and ongoing funding requirements by cost element, including position count, means of financing, fiscal year):**

Future operating requirements will be reduced by adequate work space, reduced lease log, consolidation of agencies, and increased productivity.

- f. **Additional Information:**

None.

TABLE R (5/97)

**CAPITAL PROJECT INFORMATION AND JUSTIFICATION SHEET**

EXPENDING AGENCY:		
USER PROGRAM ID		CAPITAL PROJECT
DEPT	NUMBER	NUMBER
AGS	221	P104

ISLAND
1

SEN DIST
13

REP DIST
26

PRIORITY NO.
6

PREV PRIORITY NO.
9

PROJ. SCOPE
I

**SCOPE CODES**

- N - NEW
- I - RENOVATION
- A - ADDITION
- R - REPLACEMENT
- O - ONGOING

DATE
11/26/2013

**PROJECT TITLE:** WASHINGTON PLACE, HEALTH AND SAFETY AND QUEEN'S GALLERY RENOVATION, OAHU

**PROJECT DESCRIPTION:** Plans, design, construction and equipment to address immediate health and safety needs at Washington Place. Project includes lead based paint abatement/encapsulation, building code requirements (structural, electrical, plumbing, and ventilation), and ADAAG requirements. Associated to this work is renovation for building preservation with the retention of existing historic material.

**TOTAL ESTIMATED PROJECT COST (In Thousands of Dollars)**

COST ELEMENT	PRIOR APPROPRIATIONS (Including MOF)												APPROPRIATIONS (Incl MOF)					TOTAL PROJECT COST*													
	ACT	YR	ITEM	ACT	YR	ITEM	ACT	YR	ITEM	ACT	YR	ITEM	ACT	YR	ITEM	ACT	YR		ITEM	FUTURE YEARS											
PLANS							160	06	K015.1	164	11	K12	106	12	K12	134	13	K15	14	K15		3									
LAND																0						0									
DESIGN							85			1			1			500						587									
CONSTRUCT							413			4,758			649			5,000						10,820									
EQUIPMENT							1			1			1			0						3									
<b>TOTALS</b>	0			0			0			500 (C)			1500 (C)			3261 (R)			652 (C)			5,000 (C)			500 (A)			0			11,413

\* TOTAL PROJECT COST = \$8,152,000 as private funding was never realized.

**PROJECT INFORMATION AND JUSTIFICATION (use back if necessary):**

**a. Total Scope of Project.**

(See attached.)

**b. Identification of Need and Evaluation of Existing Situation.**

(See attached.)

**c. Alternatives Considered and Impact if Project is Deferred.**

(See attached.)

**d. Discuss What Improvements Will Take Place When Project Completed (including benefits to be derived and/or deficiencies this project intends to correct).**

(See attached.)

**e. Impact Upon Future Operating Requirements (show initial and ongoing funding requirements by cost element, including position count, means of financing, fiscal year).**

(See attached.)

**f. Additional Information:**

(See attached.)

P104 - WASHINGTON PLACE, HEALTH AND SAFETY AND QUEEN'S GALLERY RENOVATION, OAHU

Project Information and Justification

a. **Total Scope of Project:**

Plans, design, construction and equipment to address immediate health and safety needs at Washington Place. Project includes lead based paint abatement/encapsulation, building code requirements (structural, electrical, plumbing, ventilation, and building envelope), and ADAAG requirements for primary access routes. Due to the broad nature of this project, associated and integral to this work is renovation for building preservation with the retention of existing historic material.

b. **Identification of Need and Evaluation of Existing Situation:**

Washington Place, a prime representation of American Greek revival style, is historically highly significant in Hawaii's history as "Beretania," the site of early British settlement in Hawaii; later as the home of Queen Liliuokalani and home of the Governors of Hawaii since 1919. It is the oldest home in Hawaii that was still in use as a residence up to 2002 and one of the oldest and most historically valuable Governor's mansions in the United States. Certain elements are believed to be the finest examples of 1840's American architectural detailing in existence. Washington Place is listed in the National and State Historic Registries and received recognition as a registered National Landmark in 2007.

The primary goal in the renovation is to perpetuate the public benefit and safe enjoyment of Washington Place through its preservation, with the retention of existing historic material.

c. **Alternative Considered and Impact If Project Is Denied:**

The positive benefits to visitors and residents of Hawaii of a safe, fully functional, and attractive Washington Place will be denied or unnecessarily delayed. If the health and safety issues are not addressed, public access to the facility will become more restrictive and defeat the purpose of sharing this legacy for generations to come.

d. **Discuss What Improvements Will Take Place When Project Is Completed (including benefits to be derived and/or deficiencies this project will correct):**

Visitors and residents of Hawaii alike will enjoy full access and enjoyment of 50% of the historic structure of Washington Place that has been restricted in access to the public for all of its 155-year-plus history. These areas will serve as an educational conduit to convey previously unknown aspects of Hawaiian history in an innovative, appealing manner not possible elsewhere.

e. **Impact Upon Future Operating Requirements (show initial and ongoing funding requirements by cost element, including position count, means of financing, fiscal year):**

There is no impact anticipated upon future operating requirements.

f. **Additional Information:**

None.



TABLE R (5/97)

**CAPITAL PROJECT INFORMATION AND JUSTIFICATION SHEET**

<b>EXPENDING AGENCY:</b>		
<b>USER PROGRAM ID</b>		<b>CAPITAL PROJECT</b>
<b>DEPT</b>	<b>NUMBER</b>	<b>NUMBER</b>
AGS	131	Q102

<b>ISLAND</b>
0

<b>SEN DIST</b>
0

<b>REP DIST</b>
0

<b>PRIORITY NO.</b>
-

<b>PREV PRIO NO.</b>
4

<b>PROJ. SCOPE</b>
O

**SCOPE CODES**  
 N - NEW  
 I - RENOVATION  
 A - ADDITION  
 R - REPLACEMENT  
 O - ONGOING

<b>DATE</b>
11/26/2013

**PROJECT TITLE:** LUMP SUM HEALTH AND SAFETY, INFORMATION AND COMMUNICATION SERVICES DIVISION, STATEWIDE

**PROJECT DESCRIPTION:** Plans, land acquisition, design, construction and equipment for repairs, modernization and expansion of critical communications systems, including the statewide ANUENUE and HAWAIIAN microwave systems and land mobile radio, Statewide Shared Blended radio system, and new radio sites and towers statewide.

**TOTAL ESTIMATED PROJECT COST (In Thousands of Dollars)**

COST ELEMENT	PRIOR APPROPRIATIONS (Including MOF)															APPROPRIATIONS (Incl MOF)					TOTAL PROJECT COST					
	ACT YR ITEM			ACT YR ITEM			ACT YR ITEM			ACT YR ITEM			ACT YR ITEM			FUTURE YEARS										
	213	2007	K-4	158	2008	K-4	162	2009	K-5	180	2010	K-5	164	11	K5		106	12	K5	134		13	K5	14	K5	
PLANS	598			24			275			50			150			150			149			149			298	1,843
LAND	3			1			125			100			50			50			1			1			2	333
DESIGN	922			125			475			400			300			300			680			400			1,000	4,602
CONSTRUCT	3,801			1,800			5,550			4,350			7,035			6,935			6,320			3,800			10,000	49,591
EQUIPMENT	871			950			2,500			500			600			600			2,100			2,000			8,000	18,121
<b>TOTALS</b>	6,195 (C)			2,900 (C)			8,925 (C)			5,400 (C)			8,135 (C)			8,035 (C)			9,250 (C)			6,350 (A)			19,300 (C)	74,490

**PROJECT INFORMATION AND JUSTIFICATION (use back if necessary):**

**a. Total Scope of Project.**

(See attached.)

**b. Identification of Need and Evaluation of Existing Situation.**

(See attached.)

**c. Alternatives Considered and Impact If Project Is Deferred.**

(See attached.)

**d. Discuss What Improvements Will Take Place When Project Completed (including benefits to be derived and/or deficiencies this project intends to correct).**

(See attached.)

**e. Impact Upon Future Operating Requirements (show initial and ongoing funding requirements by cost element, including position count, means of financing, fiscal year).**

(See attached.)

**f. Additional Information:**

(See attached.)

Q102 – LUMP SUM HEALTH AND SAFETY – INFORMATION AND COMMUNICATION SERVICES DIVISION,  
STATEWIDE

Project Information and Justification

a. **Total Scope of Project:**

Plans, land acquisition, design, construction, and equipment for repairs, modernization, capacity upgrades and expansion of critical communications backbone systems. Completion of the remaining site work for, modernization of supporting equipment and power systems for, and spur link connections to the statewide ĀNUENUE and HAWAIIAN microwave systems. Installation of additional microwave links to increase carrying capacity. Expansion of the Statewide Shared Blended (SSB) land mobile radio (LMR) system. Construction of the Windward, North Shore and Central O'ahu Radio Sites infrastructure, radio tower replacement at Humuula and Puu Kilea. Construction of a new radio facility and tower in or near Holualoa on Hawaii. This effort supports public safety missions and essential government operations.

b. **Identification of Need and Evaluation of Existing Situation:**

As the State and U.S. Coast Guard (USCG) finish the ĀNUENUE microwave system's statewide backbone with the conclusion of major projects at Mt. Kaala and Waiakea, the State will continue to add to State owned radio and fiber optic links to enable State agencies to connect to the ĀNUENUE and HAWAIIAN systems. In addition to these necessary spur connections, additional capacity will be added by using ĀNUENUE and HAWAIIAN towers and antennas to support new radio links to add capacity, provide redundancy, and prepare for additional public safety communication payloads. Additional effort is required to complete, update, and correct environmental issues related to emergency power fuel systems and batteries. Shortfalls in funding forced the elimination from the original budget of emergency battery systems and rectifier systems at some of the newly constructed radio sites. Upgrades are also required to diesel fuel systems that include modernization of fuel handling systems and responsible environmental monitoring. The new radio sites cannot be used in support of first responder, law enforcement, and emergency services without the installation of essential backup batteries, power system, and fuel system upgrades.

Expansion of the Statewide Shared Blended (SSB) land mobile radio (LMR) system will continue statewide with an emphasis on completing O'ahu coverage and replacing existing SSB single channel radio systems in Maui County with multi-channel trunk radio systems. The SSB replaces the "stovepipe" agency LMR systems with a single public safety grade land mobile radio system to serve all State agencies. The SSB on Maui is a cooperative effort with the County of Maui.

Q102 – LUMP SUM HEALTH AND SAFETY – INFORMATION AND COMMUNICATION SERVICES DIVISION,  
STATEWIDE

Page 2

The project will provide new radio towers, equipment buildings, generator and fuel systems, air conditioning, station backup batteries, and digital microwave systems at Kaena Point, Punamanō, Waiale‘e, Leeward Community College, and Red Hill on O‘ahu. The State has no radio facilities or interconnecting microwave links to support the continued and growing need for public safety radio in the windward, north shore, and central O‘ahu. This project continues the construction of a chain of properly located radio facilities and a digital microwave loop system that started at Mokuleia. Power upgrades, including installation of power and communications conduits, are necessary to reconnect the existing State radio facility building at Mauna Kapu to the USCG ĀNUENUE radio facility resources located next door.

In order to overcome LMR coverage gaps south of Kona a new radio facility and tower will be constructed uphill in or near the district around Holualoa. The radio tower at Puu Kilea, Lanai needs to be rebuilt because of the negative long term impacts to the structure from the steady sea wind at the site’s cliff side location. A new, taller tower must be constructed at Humuula in order to achieve microwave radio path clearance compromised by the height restriction the FAA has placed on the coordinate facility at Waiakea.

**c. Alternative Considered and Impact If Project Is Denied:**

The lack of government owned connections to the ĀNUENUE and HAWAIIAN radio systems would limit agency access to the public safety grade back haul and related services, such as access to the SSB, required to support agency programs, especially on the neighbor islands and in O‘ahu’s outlying areas. Many neighbor island ĀNUENUE and HAWAIIAN sites are close to, but currently not connected to, potential users of the system. Generator fuel systems and backup batteries are an essential part of any radio system and are required to keep systems alive during utility failures. Station batteries were dropped from some projects because of budget limitations as these are often one of the last items placed in a site prior to system turn up. New environmental concerns require changes to fuel monitoring and plumbing. Without working generators and DC battery systems, critical communications sites will go off the air.

Many facilities and support equipment originally constructed and furnished for the HAWAIIAN microwave sites are twenty years old. The only alternative to replacing obsolete equipment and adding or upgrading the backup power, fuel, and air conditioning systems, and replacing failing towers is to accept outages of critical communications systems, often during the times when they are most needed, especially at remote neighbor island facilities.

Q102 – LUMP SUM HEALTH AND SAFETY – INFORMATION AND COMMUNICATION SERVICES DIVISION,  
STATEWIDE

Page 3

Not expanding the SSB will continue the inefficiency and duplication of effort resulting from the need to support “stovepipe” agency LMR systems.

Communications problems for State agency first responders will persist in windward, north shore, and central O’ahu and west Hawaii. Existing stations, facilities, and microwave interconnections are inadequate to support State agency mission requirements.

d. **Discuss What Improvements Will Take Place When Project Is Completed (including benefits to be derived and/or deficiencies this project will correct):**

The ĀNUENUE radio system and its facilities provides a statewide set of hardened radio sites that are interconnected by reliable, high capacity digital microwave radio links. Enabling connections to this infrastructure and the HAWAIIAN system will directly assist State agency missions in support of first responders, law enforcement, and civil defense. Connections also facilitate radio interoperability. Key sites also house the vital communications systems of local and federal agencies.

New DC Power and fuel system upgrades will provide reliable power for vital State telecommunications systems to ensure their uninterrupted and environmentally responsible operation. New towers, facilities and systems on O’ahu and Hawaii will provide law enforcement, public safety, emergency medical and civil defense users with radio facility resources, interconnections, and LMR services and coverage to help them perform their missions safely and effectively. Replacement towers on Lanai and Hawaii will also help in the same way.

e. **Impact Upon Future Operating Requirements (show initial and ongoing funding requirements by cost element, including position count, means of financing, fiscal year):**

Impacts include costs at new sites for electric utilities, generator fuel and maintenance, and air conditioning, building, site and tower maintenance as well as increases in utility costs at existing sites where new radio links are installed. Operation and administration of an expanded SSB system and its users requires additional staff.

f. **Additional Information:**

None.

TABLE R (5/97)

**CAPITAL PROJECT INFORMATION AND JUSTIFICATION SHEET**

<b>EXPENDING AGENCY:</b>		
<b>USER PROGRAM ID</b>		<b>CAPITAL PROJECT</b>
<b>DEPT</b>	<b>NUMBER</b>	<b>NUMBER</b>
AGS	221	T102

<b>ISLAND</b>
1

<b>SEN DIST</b>
13

<b>REP DIST</b>
26

<b>PRIORITY NO.</b>
-

<b>PREV PRIO NO.</b>
10

<b>PROJ. SCOPE</b>
R

**SCOPE CODES**

- N - NEW
- I - RENOVATION
- A - ADDITION
- R - REPLACEMENT
- O - ONGOING

<b>DATE</b>
11/26/2013

**PROJECT TITLE:** STATE CAPITOL, REPLACE UPPER ROOF, OAHU

**PROJECT DESCRIPTION:** Design and construction to replace and upgrade the upper roof at the State Capitol Building.

**TOTAL ESTIMATED PROJECT COST (In Thousands of Dollars)**

COST ELEMENT	PRIOR APPROPRIATIONS (Including MOF)												APPROPRIATIONS (Incl MOF)					TOTAL PROJECT COST			
	ACT	YR	ITEM	ACT	YR	ITEM	ACT	YR	ITEM	ACT	YR	ITEM	ACT	YR	ITEM	ACT	YR		ITEM	FUTURE YEARS	
PLANS																					0
LAND																					0
DESIGN																					265
CONSTRUCT																					4,134
EQUIPMENT																					0
<b>TOTALS</b>	0			0			0			0			0			265	(C)	4,134	(A)	0	4,399

**PROJECT INFORMATION AND JUSTIFICATION (use back if necessary):**

**a. Total Scope of Project.**

Design and construction to replace and upgrade the upper roof deck at the State Capitol Building.

**b. Identification of Need and Evaluation of Existing Situation.**

The existing roofing/waterproofing system has aged beyond its useful life, and it is no longer feasible to patch-repair the roof. Replacement and upgrade of the existing system is necessary to ensure the roof is watertight for the offices below.

**c. Alternatives Considered and Impact if Project is Deferred.**

The alternative is to defer replacement and to continue to attempt to patch the roof when leaks are identified. This reactive approach would be more costly and less effective in the long run. Future costs to complete this work will increase exponentially as the system's rate of deterioration accelerates with age.

**d. Discuss What Improvements Will Take Place When Project Completed (including benefits to be derived and/or deficiencies this project intends to correct).**

A new, warranted roofing system would be installed to maintain the integrity of the building envelope for this historic facility.

**e. Impact Upon Future Operating Requirements (show initial and ongoing funding requirements by cost element, including position count, means of financing, fiscal year).**

Annual maintenance and repair costs in response to trouble calls would be reduced.

**f. Additional Information:**

None.

P104 - WASHINGTON PLACE, HEALTH AND SAFETY AND QUEEN'S GALLERY RENOVATION, OAHU

Project Information and Justification

a. **Total Scope of Project:**

Plans, design, construction and equipment to address immediate health and safety needs at Washington Place. Project includes lead based paint abatement/encapsulation, building code requirements (structural, electrical, plumbing, ventilation, and building envelope), and ADAAG requirements for primary access routes. Due to the broad nature of this project, associated and integral to this work is renovation for building preservation with the retention of existing historic material.

b. **Identification of Need and Evaluation of Existing Situation:**

Washington Place, a prime representation of American Greek revival style, is historically highly significant in Hawaii's history as "Beretania," the site of early British settlement in Hawaii; later as the home of Queen Liliuokalani and home of the Governors of Hawaii since 1919. It is the oldest home in Hawaii that was still in use as a residence up to 2002 and one of the oldest and most historically valuable Governor's mansions in the United States. Certain elements are believed to be the finest examples of 1840's American architectural detailing in existence. Washington Place is listed in the National and State Historic Registries and received recognition as a registered National Landmark in 2007.

The primary goal in the renovation is to perpetuate the public benefit and safe enjoyment of Washington Place through its preservation, with the retention of existing historic material.

c. **Alternative Considered and Impact If Project Is Denied:**

The positive benefits to visitors and residents of Hawaii of a safe, fully functional, and attractive Washington Place will be denied or unnecessarily delayed. If the health and safety issues are not addressed, public access to the facility will become more restrictive and defeat the purpose of sharing this legacy for generations to come.

d. **Discuss What Improvements Will Take Place When Project Is Completed (including benefits to be derived and/or deficiencies this project will correct):**

Visitors and residents of Hawaii alike will enjoy full access and enjoyment of 50% of the historic structure of Washington Place that has been restricted in access to the public for all of its 155-year-plus history. These areas will serve as an educational conduit to convey previously unknown aspects of Hawaiian history in an innovative, appealing manner not possible elsewhere.

e. **Impact Upon Future Operating Requirements (show initial and ongoing funding requirements by cost element, including position count, means of financing, fiscal year):**

There is no impact anticipated upon future operating requirements.

f. **Additional Information:**

None.

Department of Accounting and General Services  
 Capital Improvements Program Lapses

Table 22

<u>Prog ID</u>	<u>Act/Year of Appropriation</u>	<u>Project Title</u>	<u>MOF</u>	<u>Amount \$\$\$\$</u>	<u>Reason</u>
	NONE				

Department of Accounting and General Services  
Division Resources

Table 23

<u>Division</u>	<u>Associated Program IDs</u>						
Accounting Division	AGS-101	AGS-102	AGS-103				
Audit Division	AGS-104						
Archives Division	AGS-111						
Information & Communication Services Division	AGS-131						
Survey Division	AGS-211						
Public Works Division	AGS-221	AGS-223					
Central Services Division	AGS-231	AGS-232	AGS-233				
Automotive Management Division	AGS-251	AGS-252					
Administratively Attached Agencies							
State Procurement Office	AGS-240	AGS-244					
King Kamehameha Celebration Commission	AGS-818						
Campaign Spending Commission	AGS-871						
Office of Elections	AGS-879						
State Foundation on Culture and the Arts	AGS-881						
Stadium Authority	AGS-889						
Enhanced 911 Board	AGS-891						
District and Administrative Offices							
Hawaii District Office	AGS-807	AGS-231	AGS-232	AGS-233			
Maui District Office	AGS-807	AGS-231	AGS-232	AGS-233			
Kauai District Office	AGS-807	AGS-231	AGS-232	AGS-233			
Comptroller's Office	AGS-901						
Administrative Services Office	AGS-901	AGS-203					
Personnel Office	AGS-901						
Systems and Procedures Office	AGS-901						



Department of Accounting and General Services  
 Division Resources

Table 23


<u>Division</u>	<u>Associated Program IDs</u>						
Other							
Office of Information Management and Technology	AGS-130						

Department of Accounting and General Services  
Organizational Charts

Table 24

<u>Year of Change</u> FY14/FY15	<u>Page</u> <u>Number</u>	<u>Description of Change</u>
FY14	12	Delegated reorganization of the Accounting Division (AGS-103, Recording and Reporting), completed on August 7, 2013 to establish a new Financial Statements Section. The purpose of the reorganization was to establish a new section to place two new Accountant positions that were approved by Act 134, SLH 2013. These two positions will be responsible for the preparation of a timely, meaningful, and accurate Comprehensive Annual Financial Report (CAFR).
Proposed in FY14 or FY15	15-25 & 87-88	Major Reorganization - Consolidation of the Office of Information Management and Technology (AGS-130, Information Management & Technology Services) and the Information and Communication Services Division (AGS-131, Information Processing and Communication Services)
Proposed in FY14 or FY15	26-36 & 37-44	Major Reorganization - Consolidation of the Public Works Division (AGS-221, Public Works-Planning, Design, & Construction, AGS-223, Office Leasing) and the Central Services Division (AGS-231, Central Services-Custodial, AGS-232, Central Services-Grounds Maintenance, AGS-233, Central Services-Building Repairs & Alterations)

# DEPARTMENT OF ACCOUNTING AND GENERAL SERVICES



FY 2012-2013

ORGANIZATION AND POSITION ORGANIZATION CHARTS  
FUNCTIONAL STATEMENTS

# ORGANIZATION AND POSITION ORGANIZATION CHARTS

**TABLE OF CONTENTS--ORGANIZATION AND POSITION ORGANIZATION CHARTS**

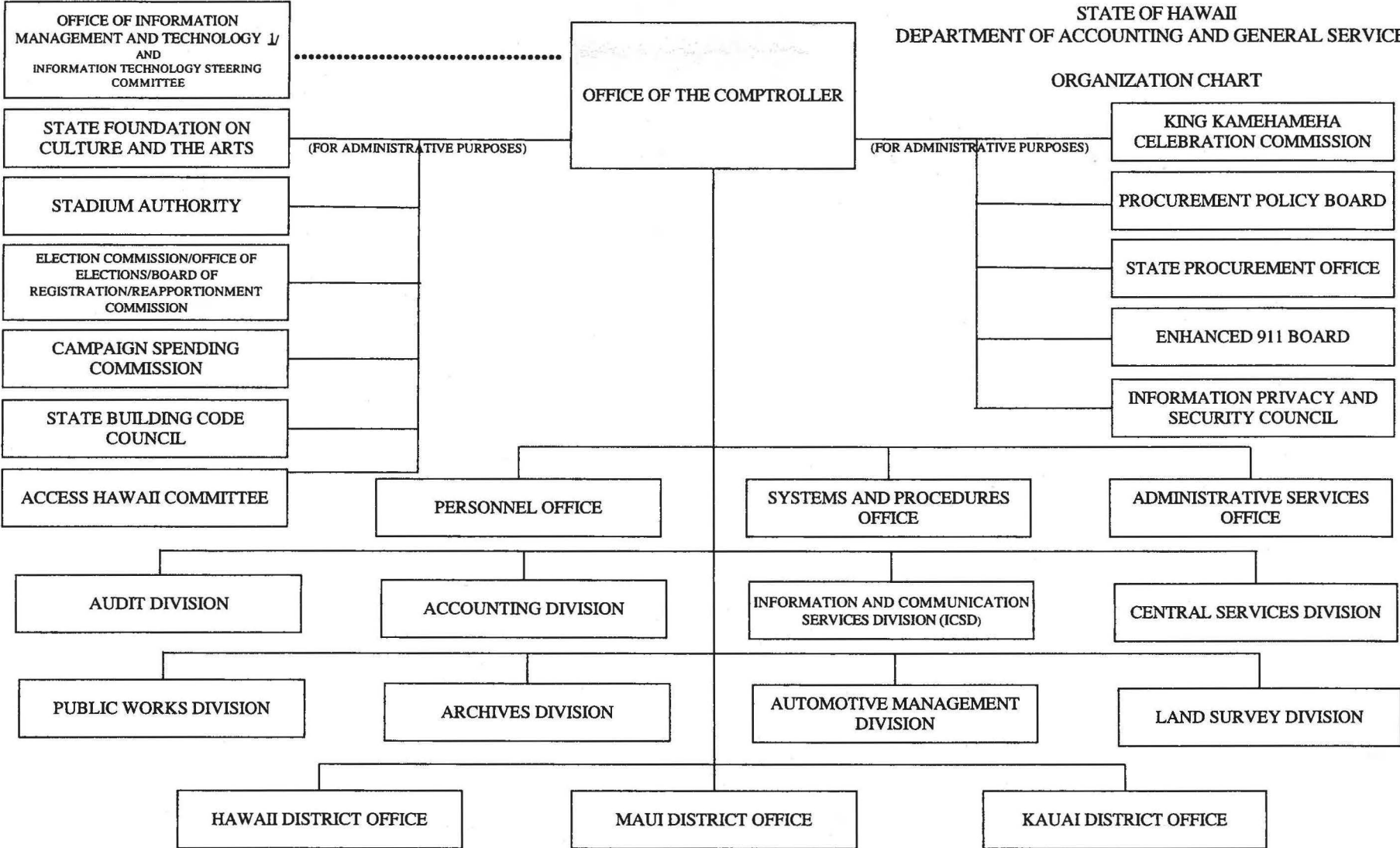
	<u>Page</u>
Department (Organization Chart I) .....	1
Department Administration (Organization Chart II) .....	2
Office of the Comptroller (Position Organization Chart II-A) .....	3
Personnel Office (Position Organization Chart II-B) .....	4
Systems and Procedures Office (Position Organization Chart II-C) .....	5
Administrative Services Office (Position Organization Chart II-D) .....	6
Accounting Services (Position Organization Chart II-E) .....	7
Audit Division (Organization Chart III) .....	8
Audit Division (Position Organization Chart III-A) .....	9
Accounting Division (Organization Chart IV) .....	10
Accounting Division (Position Organization Chart IV-A) .....	11
Uniform Accounting and Reporting Branch (Position Organization Chart IV-B) .....	12
Systems Accounting Branch (Position Organization Chart IV-C) .....	13
Pre-Audit Branch (Position Organization Chart IV-D) .....	14
Information and Communication Services Division (Organization Chart V) .....	15
Information and Communication Services Division (Position Organization Chart V-A) .....	16
Client Services Branch I (For Human Resources and Employee Benefits) (Position Organization Chart V-B) .....	17
Client Services Branch II (For Finance, Commerce, and Labor) (Position Organization Chart V-C) .....	18
Technology Support Services Branch (Position Organization Chart V-D) .....	19
Systems Services Branch (Position Organization Chart V-E) .....	20
Telecommunications Services Branch (Position Organization Chart V-F) .....	21
Production Services Branch (Position Organization Chart V-G) .....	22
Production Management Section, Computer Operations Unit (Position Organization Chart V-H) .....	23
Production Management Section, Scheduling and Control Unit (Position Organization Chart V-I) .....	24
Network Control and Equipment Support Section, Network Control Unit (Position Organization Chart V-J) .....	25

	<u>Page</u>
Central Services Division (Organization Chart VI) .....	26
Central Services Division (Position Organization Chart VI-A) .....	27
Program Services Office and Purchasing Services Office (Position Organization Chart VI-A) .....	27
Public Building Repair and Alterations Branch (Organization Chart VI.1).....	28
Public Building Repair and Alterations Branch (Position Organization Chart VI-B).....	29
Public Building Management Services Branch (Organization Chart VI.2) .....	30
Public Building Management Services Branch (Position Organization Chart VI-C) .....	31
Building Management Unit A (Position Organization Chart VI-D) .....	32
Building Management Unit B (Position Organization Chart VI-E) .....	33
Building Management Unit C (Position Organization Chart VI-F) .....	34
Building Management Unit D (Position Organization Chart VI-G) .....	35
Grounds Maintenance Section (Position Organization Chart VI-H) .....	36
Public Works Division (Organization Chart VII) .....	37
Public Works Division (Position Organization Chart VII-A) .....	38
Staff Services Office (Position Organization Chart VII-B) .....	39
Technical Services Branch (Position Organization Chart VII-C) .....	40
Planning Branch (Position Organization Chart VII-D) .....	41
Project Management Branch (Position Organization Chart VII-E) .....	42
Construction Management Branch (Position Organization Chart VII-F) .....	43
Leasing Services Branch (Position Organization Chart VII-G) .....	44
Archives Division (Organization Chart VIII) .....	45
Archives Division (Position Organization Chart VIII-A) .....	46
Automotive Management Division (Organization Chart IX) .....	47
Automotive Management Division (Position Organization Chart IX-A) .....	48
Land Survey Division (Organization Chart X) .....	49
Land Survey Division (Position Organization Chart X-A) .....	50
Hawaii District Office (Organization Chart XI) .....	51
Hawaii District Office (Position Organization Chart XI-A) .....	52
Central Services Branch, Hilo-Kau Section (Position Organization Chart XI-B) .....	53
Central Services Branch, Honokaa-Kohala and Kona Sections (Position Organization Chart XI-C) ...	54
Maui District Office (Organization Chart XII) .....	55
Maui District Office (Position Organization Chart XII-A) .....	56
Central Services Branch (Position Organization Chart XII-B) .....	57
Kauai District Office (Organization Chart XIII) .....	58
Kauai District Office (Position Organization Chart XIII-A) .....	59
Central Services Branch (Position Organization Chart XIII-B) .....	60

	<u>Page</u>
State Foundation on Culture and the Arts (Organization Chart XIV) .....	61
State Foundation on Culture and the Arts (Position Organization Chart XIV-A) .....	62
Designated Programs, Art in Public Places, Support Services (Position Organization Chart XIV-B) .....	63
King Kamehameha Celebration Commission (Organization Chart XV) .....	64
King Kamehameha Celebration Commission (Position Organization Chart XV-A) .....	65
Stadium Authority (Organization Chart XVI) .....	66
Office of the Manager (Position Organization Chart XVI-A) .....	67
Administrative Services Office (Position Organization Chart XVI-B) .....	68
Events Management Branch (Position Organization Chart XVI-C) .....	69
Engineering and Maintenance Management Branch (Position Organization Chart XVI-D) .....	70
Building Construction and Maintenance Section (Position Organization Chart XVI-E) ....	71
General Services Section (Position Organization Chart XVI-F) .....	72
Box Office Management Branch (Position Organization Chart XVI-G) .....	73
Security Management Branch (Position Organization Chart XVI-H) .....	74
Procurement Policy Board (Organization Chart XVII) .....	75
State Procurement Office (Organization Chart XVIII) .....	76
State Procurement Office (Position Organization Chart XVIII-A) .....	77
Office of Elections (Organization Chart XXIV) .....	78
Office of Elections (Position Organization Chart XXIV-A).....	79
Office of Elections, Reapportionment Commission (Position Organization Chart XXIV-B).....	80
Campaign Spending Commission (Organization Chart XXV) .....	81
Campaign Spending Commission (Position Organization Chart XXV-A) .....	82
Enhanced 911 Board (Organization Chart XXVI) .....	83
State Building Code Council (Organization Chart XXVII) .....	84
Information Privacy and Security Council (Organization Chart XXVIII) .....	85
Access Hawaii Committee (Organization Chart XXVIV) .....	86
Office of Information Management and Technology (Organization Chart XXVV) .....	87
Office of Information Management and Technology (Position Organization Chart XXVV-A) .....	88

STATE OF HAWAII  
DEPARTMENT OF ACCOUNTING AND GENERAL SERVICES

ORGANIZATION CHART

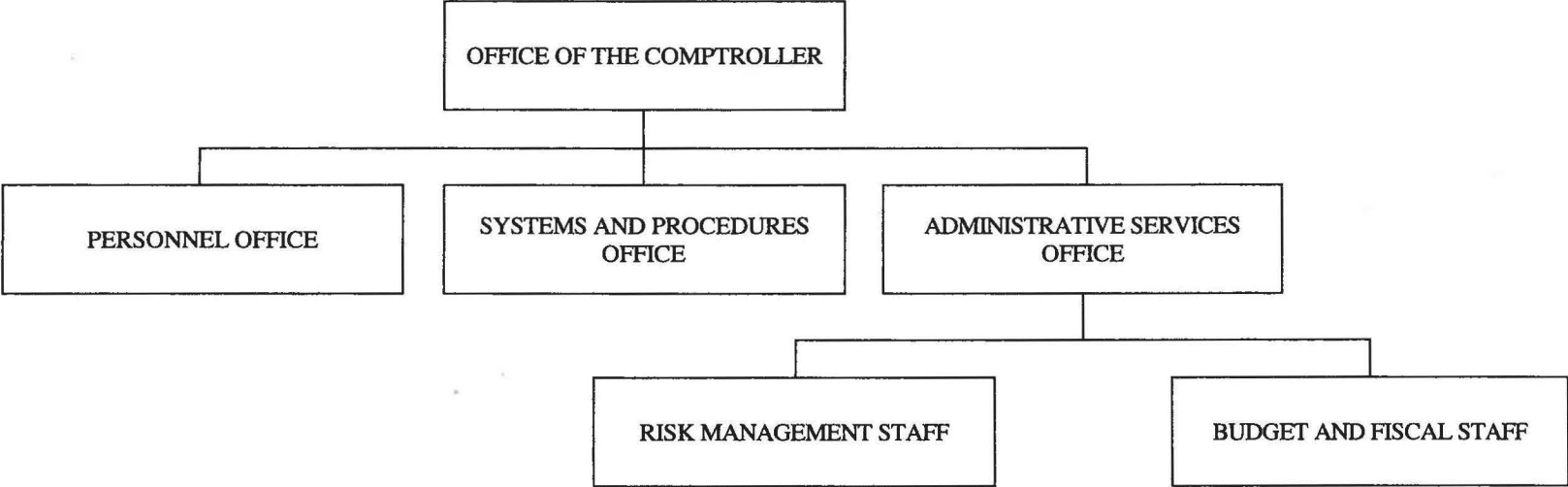


1/ ESTABLISHED PURSUANT TO ACT 84, SLH 2011 AND PLACED IN THE DEPARTMENT OF ACCOUNTING AND GENERAL SERVICES. THE CHIEF INFORMATION OFFICER (CIO) IS APPOINTED BY THE GOVERNOR AND REPORTS DIRECTLY TO THE GOVERNOR. THE CIO IS THE HEAD OF THE OFFICE OF INFORMATION MANAGEMENT AND TECHNOLOGY.




STATE OF HAWAII  
DEPARTMENT OF ACCOUNTING AND GENERAL SERVICES  
DEPARTMENT ADMINISTRATION

ORGANIZATION CHART



STATE OF HAWAII  
 DEPARTMENT OF ACCOUNTING AND GENERAL SERVICES  
 DEPARTMENT ADMINISTRATION

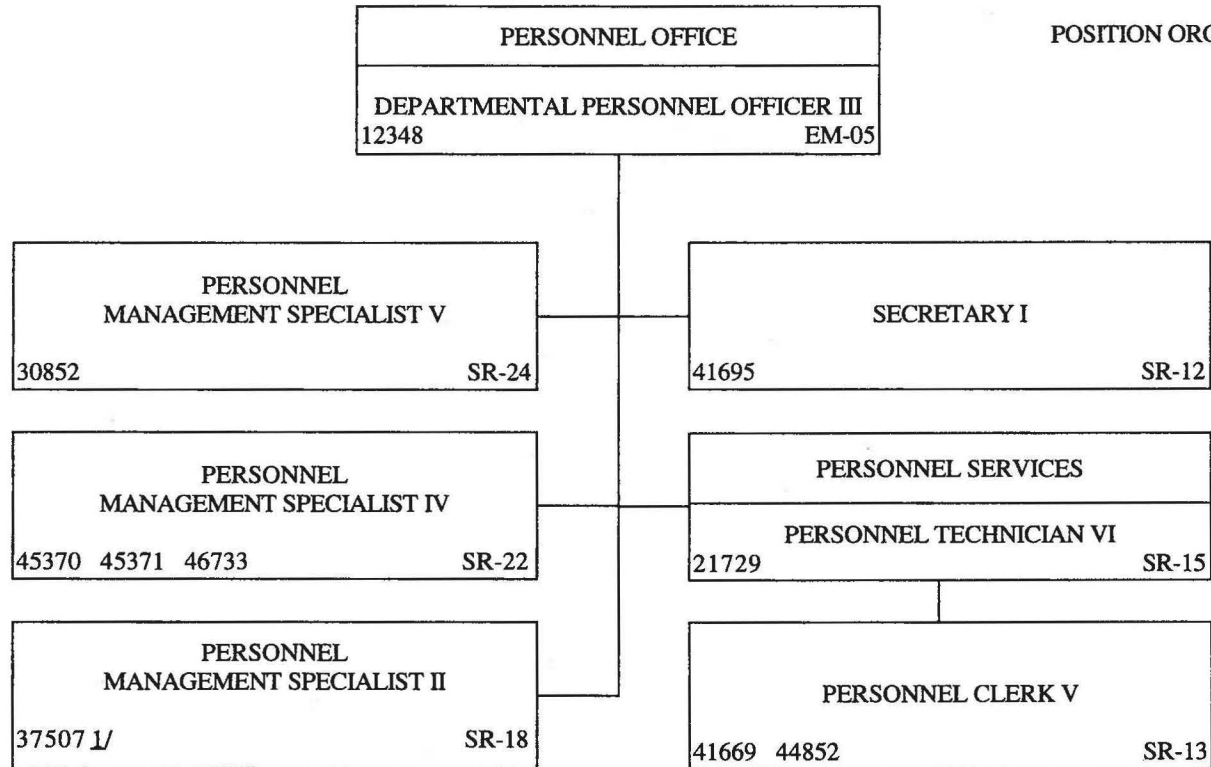
POSITION ORGANIZATION CHART



1/ POSITION NO. 120406 (92015M), TEMPORARY POSITION ESTABLISHED BY ACT 164/SLH 2011. THIS POSITION REPORTS DIRECTLY TO THE COMPTROLLER, IS FUNDED BY THE ACCESS HAWAII COMMITTEE SPECIAL FUND AND IS BUDGETED IN THE AGS-131 - INFORMATION PROCESSING AND COMMUNICATION SERVICES PROGRAM.

STATE OF HAWAII  
 DEPARTMENT OF ACCOUNTING AND GENERAL SERVICES  
 DEPARTMENT ADMINISTRATION  
 PERSONNEL OFFICE

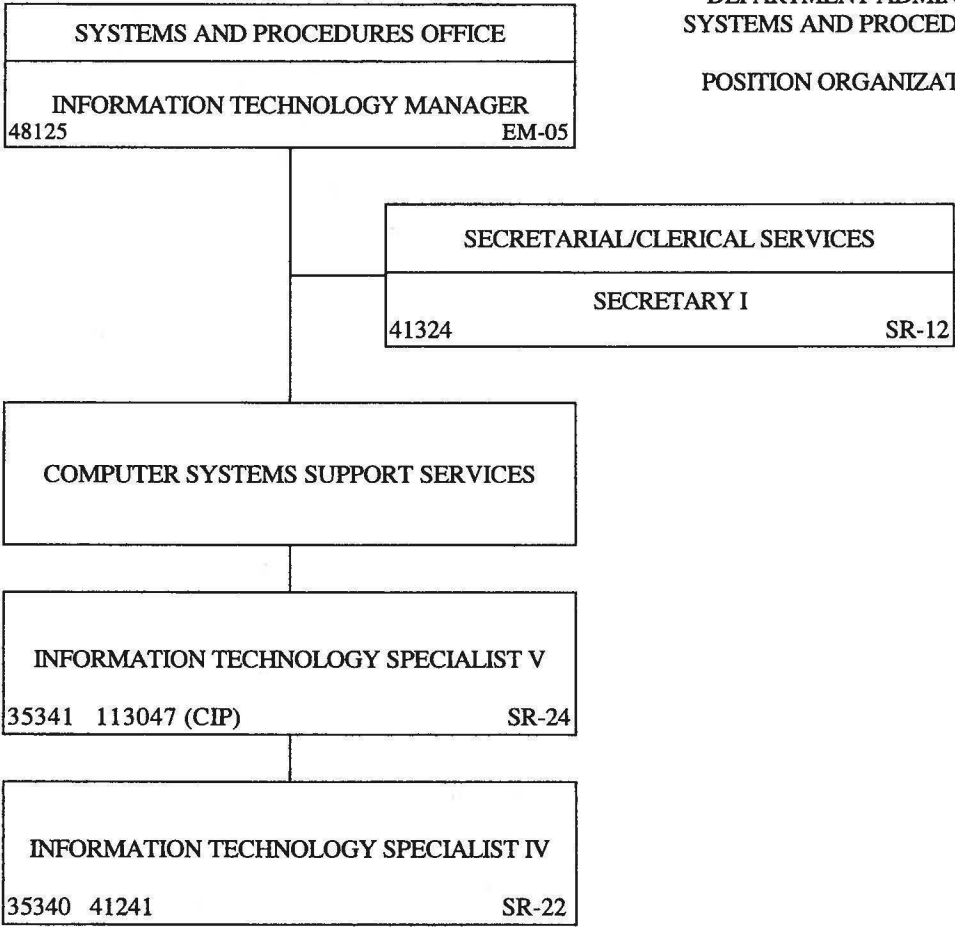
POSITION ORGANIZATION CHART



1/ POSITION NO. 37507 TO BE ABOLISHED ON 07/01/13, PURSUANT TO ACT 134/SLH 2013.

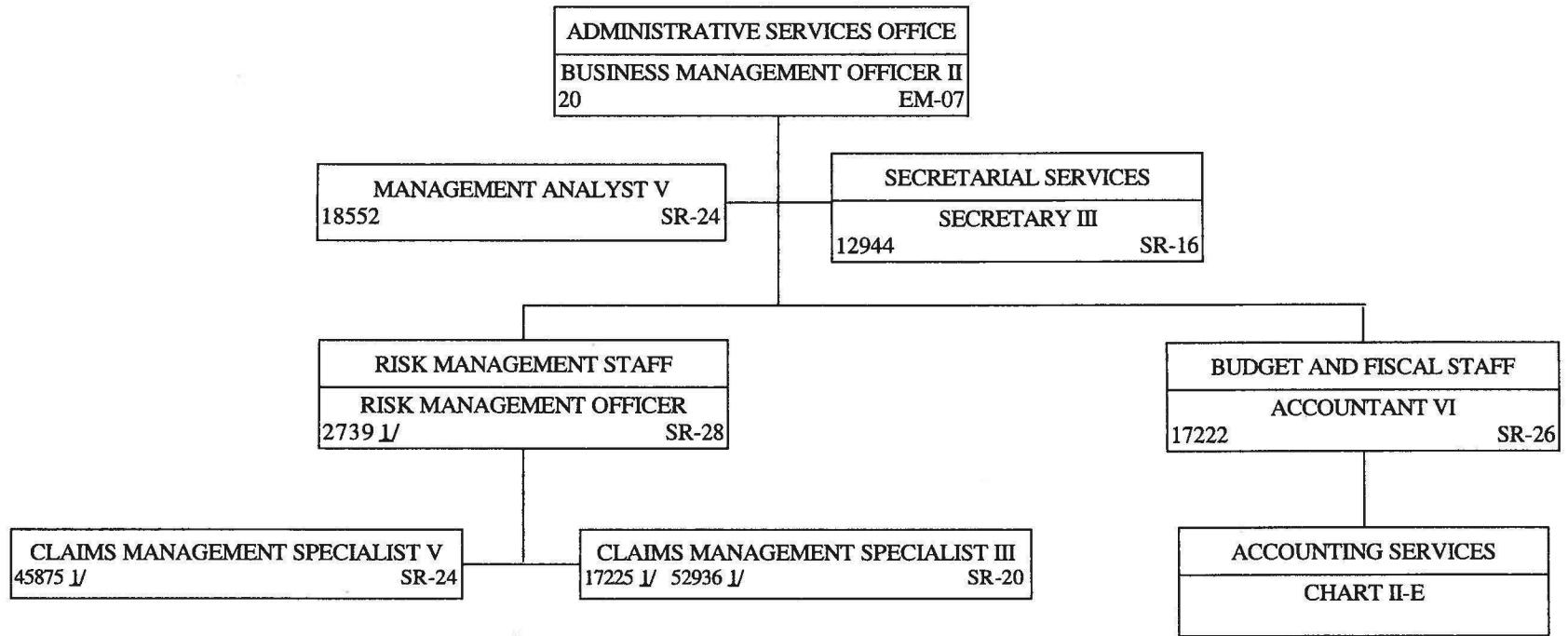
STATE OF HAWAII  
DEPARTMENT OF ACCOUNTING AND GENERAL SERVICES  
DEPARTMENT ADMINISTRATION  
SYSTEMS AND PROCEDURES OFFICE

POSITION ORGANIZATION CHART



STATE OF HAWAII  
 DEPARTMENT OF ACCOUNTING AND GENERAL SERVICES  
 DEPARTMENT ADMINISTRATION  
 ADMINISTRATIVE SERVICES OFFICE

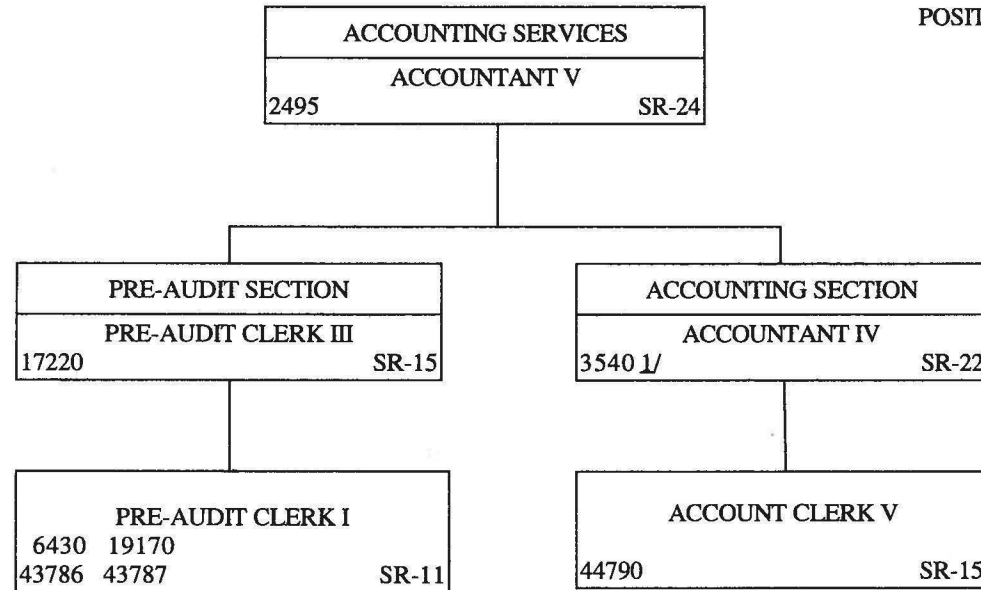
POSITION ORGANIZATION CHART



1/ POSITIONS ARE FUNDED BY REVOLVING FUNDS.

STATE OF HAWAII  
 DEPARTMENT OF ACCOUNTING AND GENERAL SERVICES  
 DEPARTMENT ADMINISTRATION  
 ADMINISTRATIVE SERVICES OFFICE  
 ACCOUNTING SERVICES


POSITION ORGANIZATION CHART



1/ POSITION NO. 3540 FUNDED BY INTER-DEPARTMENTAL TRANSFERS FUND (U).

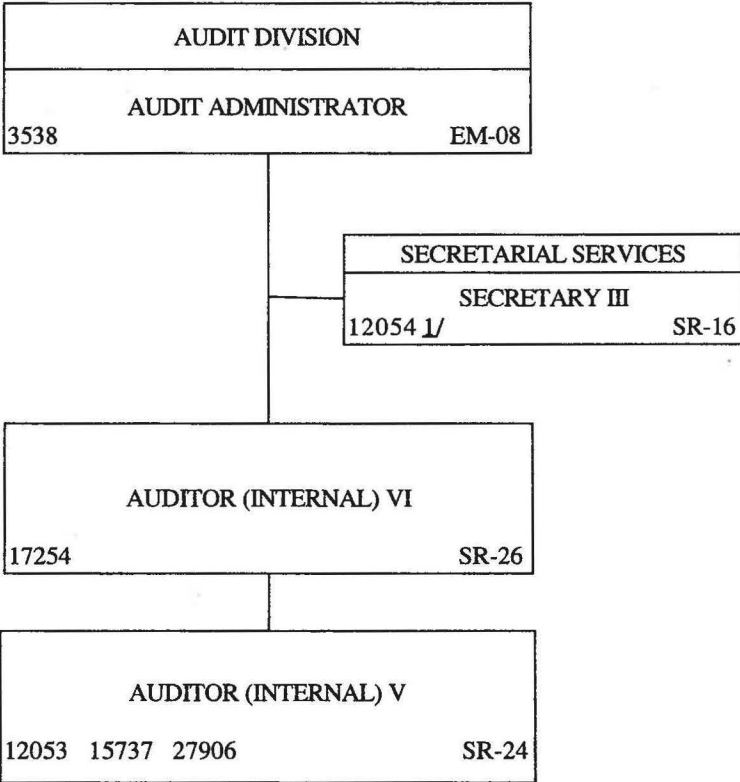
STATE OF HAWAII  
DEPARTMENT OF ACCOUNTING AND GENERAL SERVICES  
AUDIT DIVISION

ORGANIZATION CHART



STATE OF HAWAII  
DEPARTMENT OF ACCOUNTING AND GENERAL SERVICES  
AUDIT DIVISION


POSITION ORGANIZATION CHART



1/ POSITION NO. 12054 REALLOCATED TO SECRETARY II, SR-14, ON 12/16/05, EFFECTIVE 12/16/05.

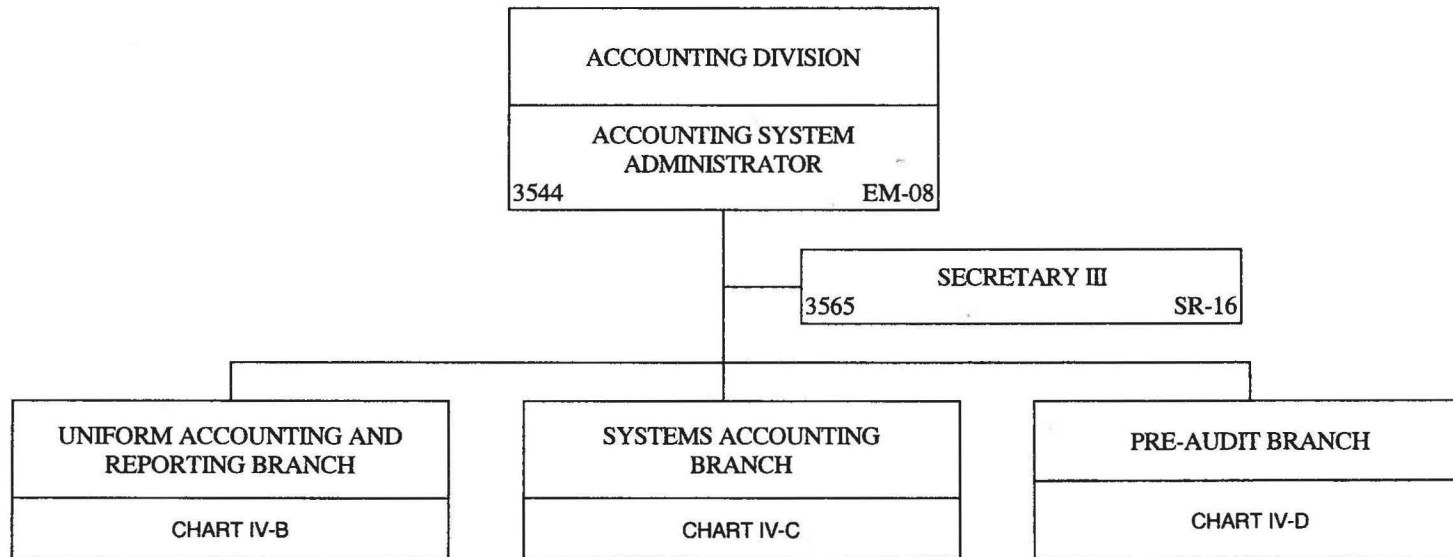


STATE OF HAWAII  
DEPARTMENT OF ACCOUNTING AND GENERAL SERVICES  
ACCOUNTING DIVISION  
ORGANIZATION CHART



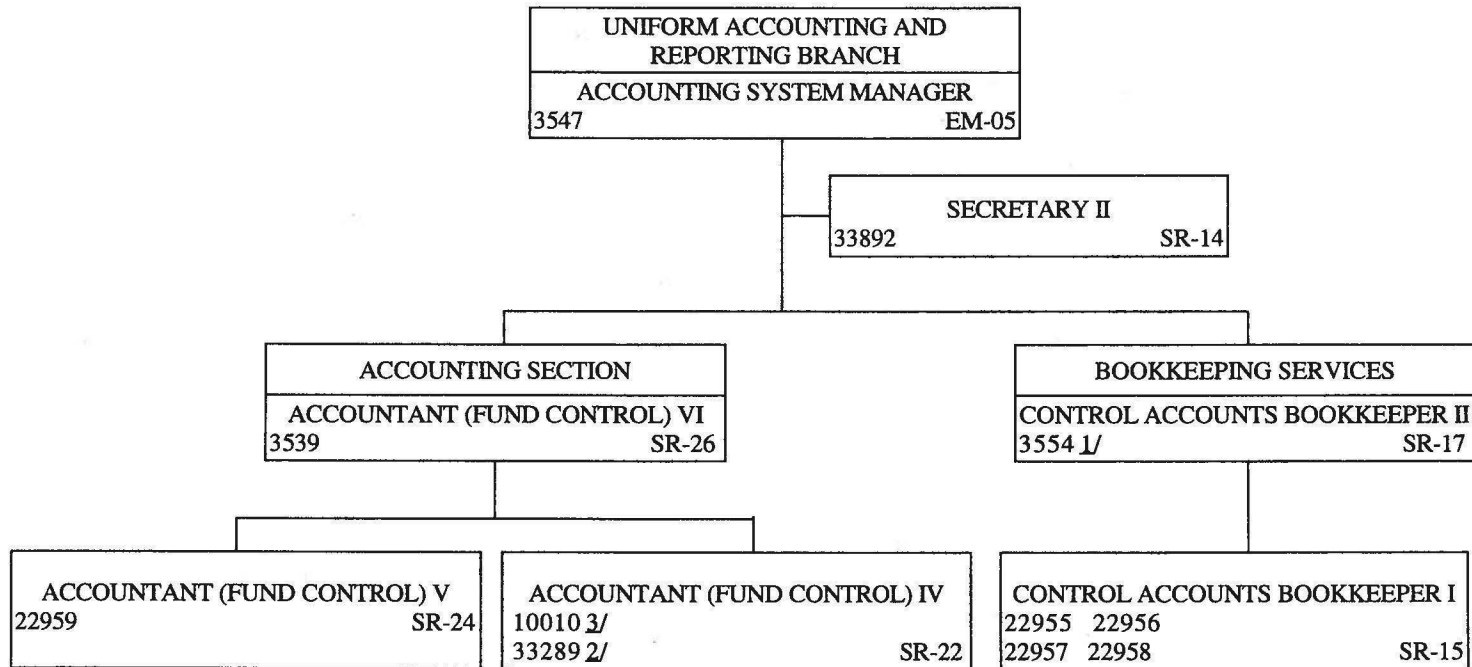
STATE OF HAWAII  
DEPARTMENT OF ACCOUNTING AND GENERAL SERVICES  
ACCOUNTING DIVISION

POSITION ORGANIZATION CHART



STATE OF HAWAII  
 DEPARTMENT OF ACCOUNTING AND GENERAL SERVICES  
 ACCOUNTING DIVISION  
 UNIFORM ACCOUNTING AND REPORTING BRANCH

POSITION ORGANIZATION CHART




1/ POSITION NO. 3554 REALLOCATED TO CONTROL ACCOUNTS BOOKKEEPER I, SR-15, ON 01/17/08, EFFECTIVE 02/01/08.

2/ POSITION NO. 33289 REALLOCATED BACK TO ACCOUNTANT IV, SR-22, ON 09/20/12, EFFECTIVE 09/16/12.

3/ POSITION NO. 10010 REALLOCATED TO ACCOUNTANT III, SR-20, ON 11/01/12, EFFECTIVE 11/01/12.

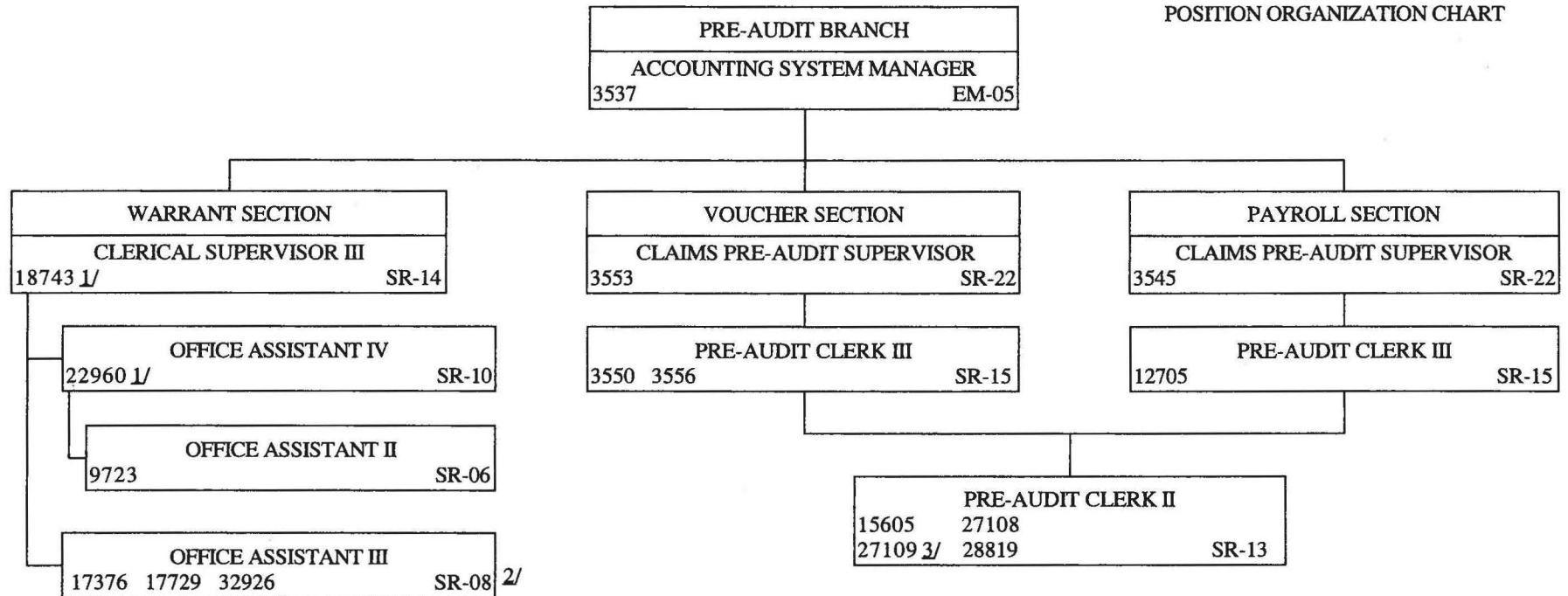
STATE OF HAWAII  
DEPARTMENT OF ACCOUNTING AND GENERAL SERVICES  
ACCOUNTING DIVISION  
SYSTEMS ACCOUNTING BRANCH  
POSITION ORGANIZATION CHART



1/ POSITION REALLOCATED TO ACCOUNTANT (SYSTEMS) IV, SR-22, ON 02/14/06,  
EFFECTIVE 02/16/06.

STATE OF HAWAII  
DEPARTMENT OF ACCOUNTING AND GENERAL SERVICES  
ACCOUNTING DIVISION  
PRE-AUDIT BRANCH

POSITION ORGANIZATION CHART



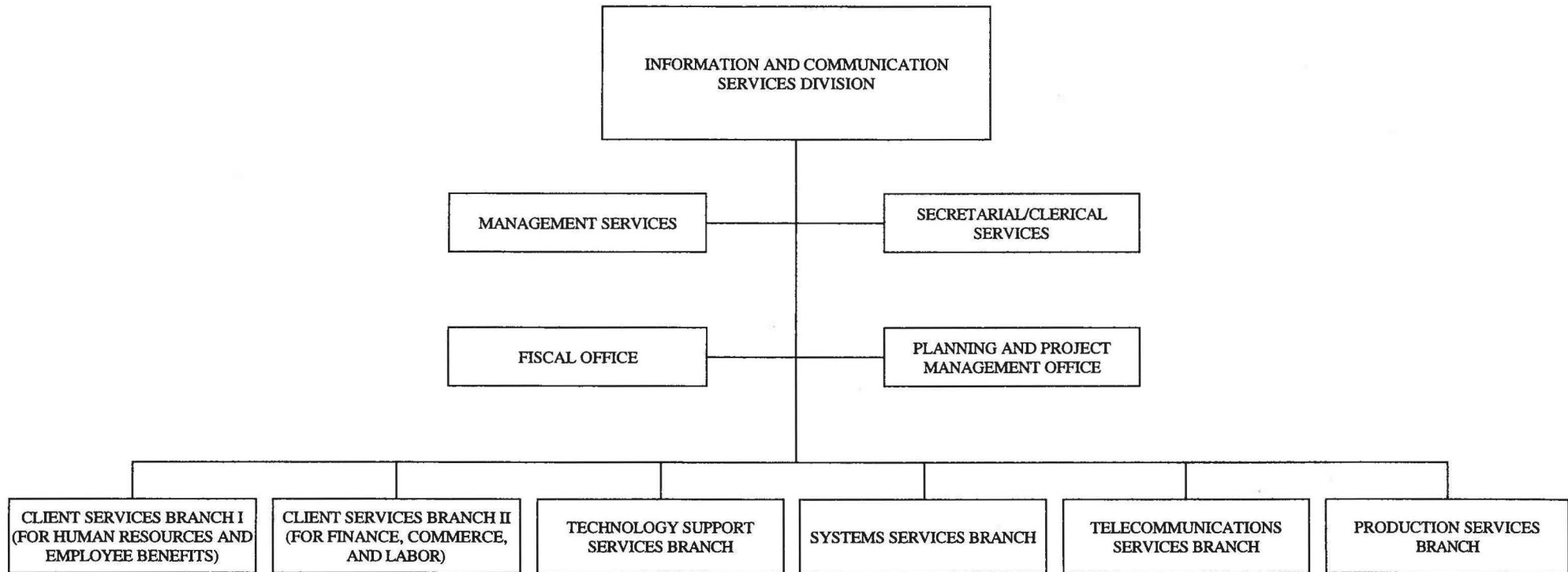
1/ POSITION TO BE REDESCRIBED.

2/ ONE POSITION (TO BE DETERMINED) WILL BE REDESCRIBED AND PLACED UNDER THE SUPERVISION OF POSITION NO. 22960

3/ POSITION NO. 27109, REALLOCATED TO PRE-AUDIT CLERK I, SR-11, ON 11/08/12, EFFECTIVE 11/16/12.

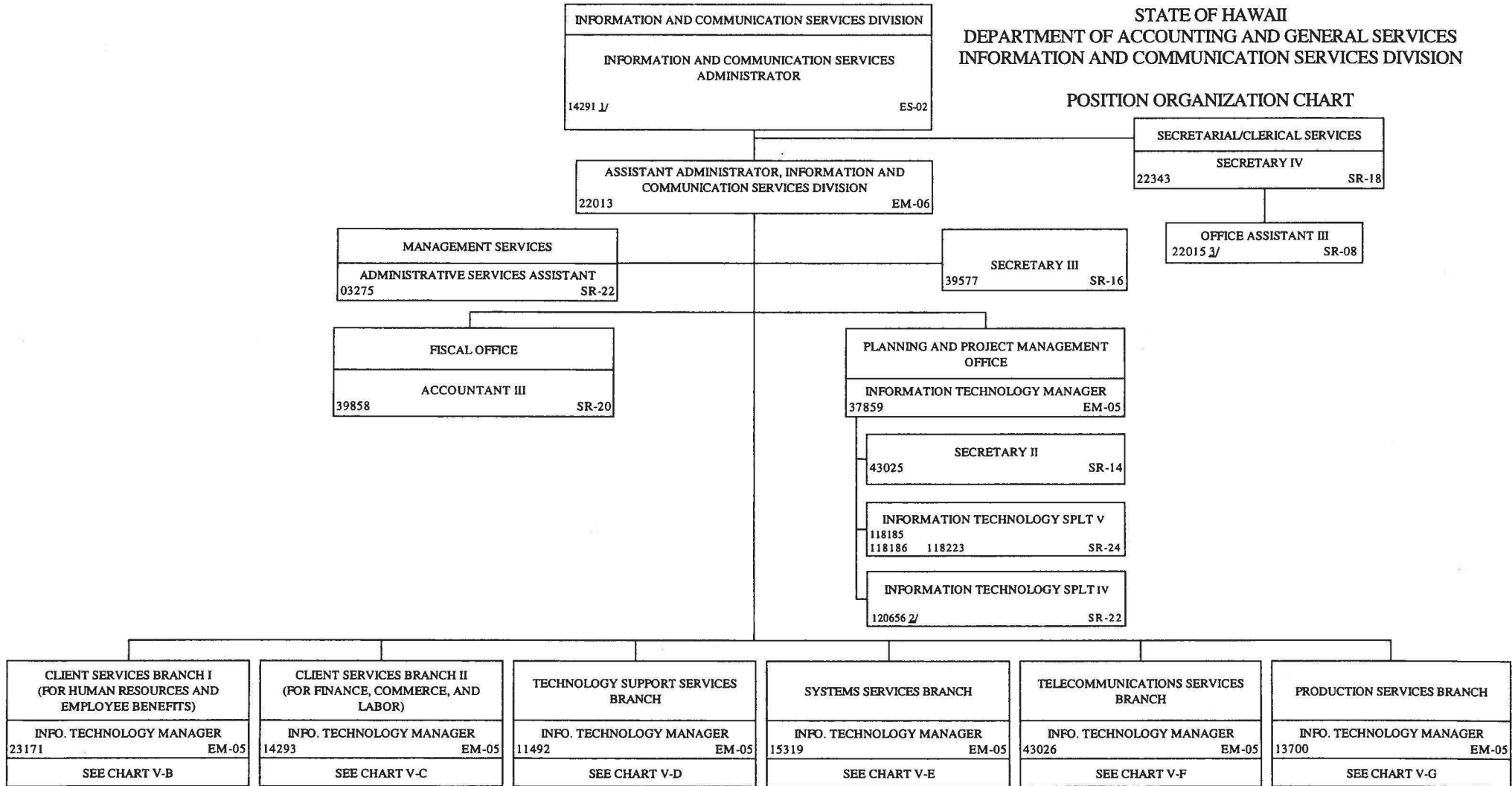
STATE OF HAWAII  
DEPARTMENT OF ACCOUNTING AND GENERAL SERVICES  
INFORMATION AND COMMUNICATION SERVICES DIVISION

ORGANIZATION CHART



STATE OF HAWAII  
 DEPARTMENT OF ACCOUNTING AND GENERAL SERVICES  
 INFORMATION AND COMMUNICATION SERVICES DIVISION

POSITION ORGANIZATION CHART



1/ CURRENTLY FILLED AT EM-08 LEVEL.

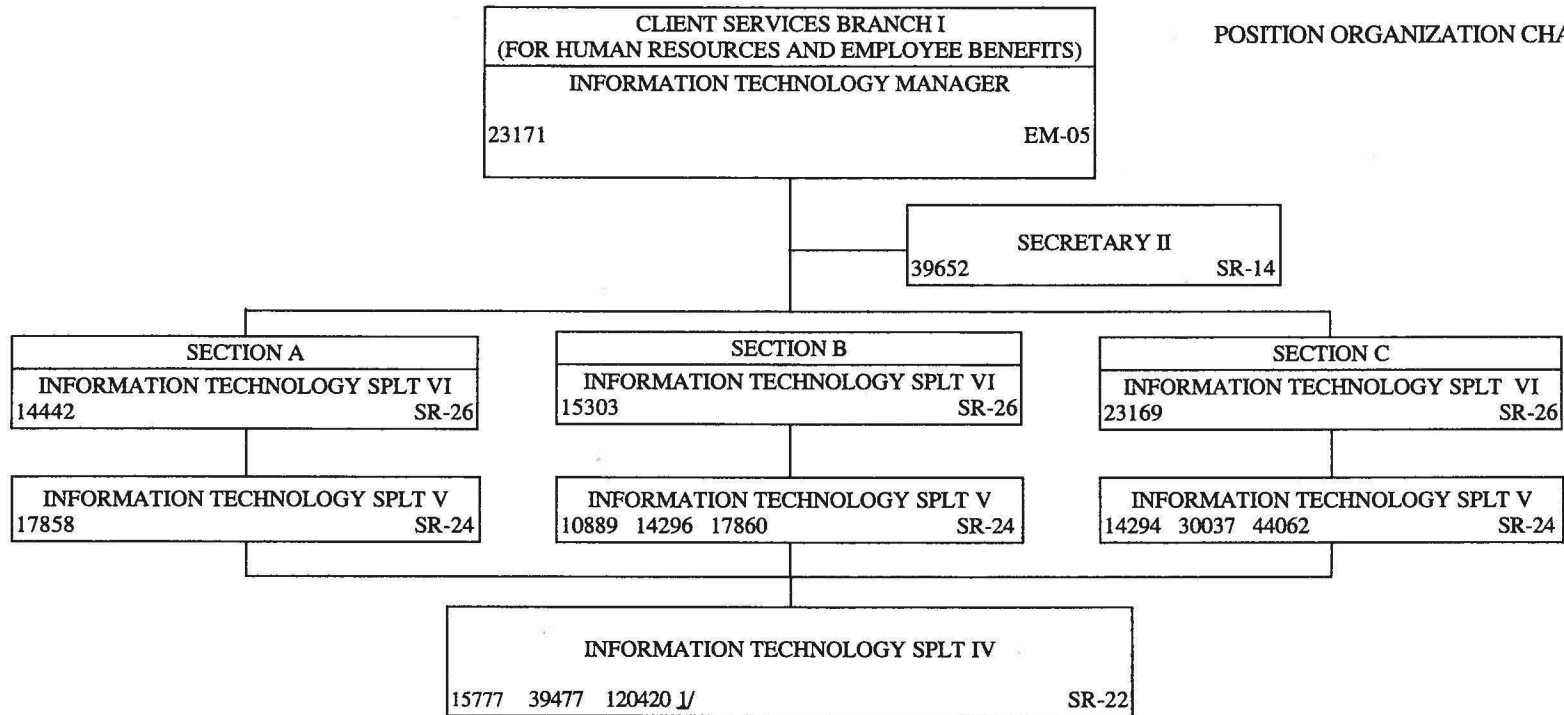
2/ NEW POSITION NO. 120656 (93001M), ITS IV, SR-22, ESTABLISHED BY ACT 106/SLH 2012.

3/ POSITION NO. 22015 TO BE ABOLISHED JULY 1, 2013, PURSUANT TO ACT 134/SLH 2013.

CHART V-A

STATE OF HAWAII  
 DEPARTMENT OF ACCOUNTING AND GENERAL SERVICES  
 INFORMATION AND COMMUNICATION SERVICES DIVISION  
 CLIENT SERVICES BRANCH I  
 (FOR HUMAN RESOURCES AND EMPLOYEE BENEFITS)

POSITION ORGANIZATION CHART



1/ POSITION NO. 120420 TO BE ABOLISHED JULY 1, 2013, PURSUANT TO ACT 134/SLH 2013.

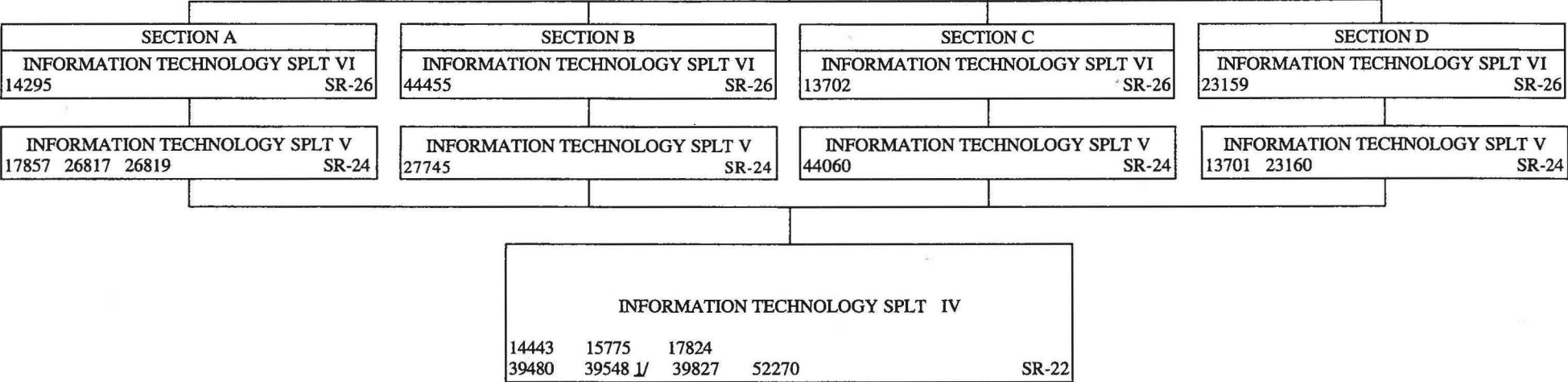


STATE OF HAWAII  
 DEPARTMENT OF ACCOUNTING AND GENERAL SERVICES  
 INFORMATION AND COMMUNICATION SERVICES DIVISION  
 CLIENT SERVICES BRANCH II  
 (FOR FINANCE, COMMERCE, AND LABOR)

POSITION ORGANIZATION CHART

CLIENT SERVICES BRANCH II (FOR FINANCE, COMMERCE, AND LABOR)	
INFORMATION TECHNOLOGY MANAGER	
14293	EM-05

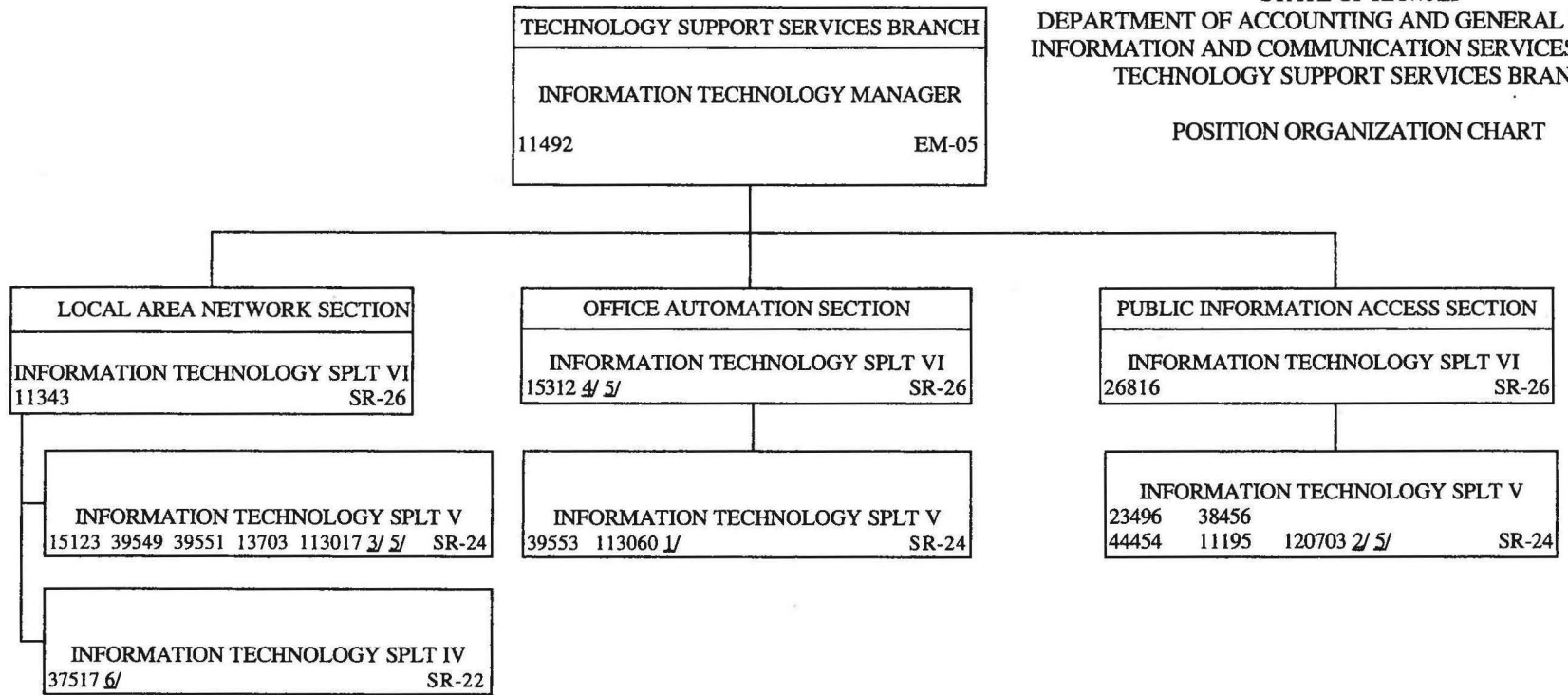
SECRETARY II	
14297	SR-14



1/ NOTE: POSITION NO. 39548 TRANSFERRED FROM TECHNOLOGY SUPPORT SERVICES BRANCH IN TRADE-OFF FOR POSITION NO. 37517 PER SETTLEMENT AGREEMENT DATED 08/30/10. TRANSFER APPROVED PURSUANT TO ACT 134/SLH 2013, EFFECTIVE 07/01/13.

STATE OF HAWAII  
 DEPARTMENT OF ACCOUNTING AND GENERAL SERVICES  
 INFORMATION AND COMMUNICATION SERVICES DIVISION  
 TECHNOLOGY SUPPORT SERVICES BRANCH

POSITION ORGANIZATION CHART



1/ POSITION NO. 113060 REALLOCATED TO INFORMATION TECHNOLOGY SPECIALIST III, SR-20, ON 09/17/08 EFFECTIVE 09/18/08.

2/ POSITION NO. 120703 (93002M), INFORMATION TECHNOLOGY SPECIALIST V, SR-24, ESTABLISHED BY ACT 106/SLH 2012. POSITION REALLOCATED TO INFORMATION TECHNOLOGY SPECIALIST II, SR-18, ON AND EFFECTIVE 5/16/13.

3/ POSITION NO. 113017 REALLOCATED TO INFORMATION TECHNOLOGY SPECIALIST II, SR-18, ON AND EFFECTIVE 05/16/13.


4/ POSITION NO. 15312 REALLOCATED TO INFORMATION TECHNOLOGY SPECIALIST II, SR-18, ON AND EFFECTIVE 05/16/13.

5/ POSITION NOS. 15312, 113017, AND 120703 TO BE ABOLISHED ON JULY 1, 2013, PURSUANT TO ACT 134/SLH 2013.

6/ NOTE: POSITION NO. 37517 TRANSFERRED FROM CLIENT SERVICES BRANCH IN TRADE-OFF FOR POSITION NO. 39548 PER SETTLEMENT AGREEMENT DATED 08/30/10. TRANSFER APPROVED PURSUANT TO ACT 134/SLH 2013, EFFECTIVE 07/01/13.

STATE OF HAWAII  
 DEPARTMENT OF ACCOUNTING AND GENERAL SERVICES  
 INFORMATION AND COMMUNICATION SERVICES DIVISION  
 SYSTEMS SERVICES BRANCH

POSITION ORGANIZATION CHART

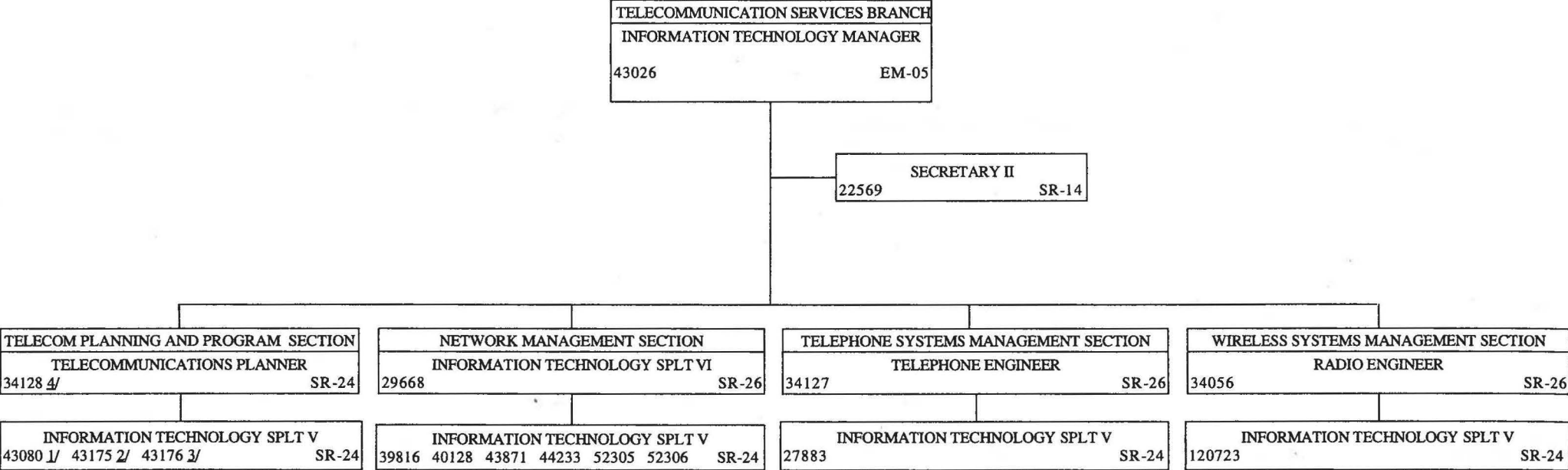


1/ NEW - POSITION NO. 120720 (92012M), INFORMATION TECHNOLOGY SPLT V, SR-24, ESTABLISHED BY ACT 164, SLH 2011. REALLOCATED TO INFORMATION TECHNOLOGY SPECIALIST II, SR-18, ON 05/17/13, EFFECTIVE 5/16/13. POSITION TO BE ABOLISHED ON JULY 1, 2013, PURSUANT TO ACT 134/SLH 2013.

CHART V-E

STATE OF HAWAII  
 DEPARTMENT OF ACCOUNTING AND GENERAL SERVICES  
 INFORMATION AND COMMUNICATION SERVICES DIVISION  
 TELECOMMUNICATION SERVICES BRANCH

POSITION ORGANIZATION CHART

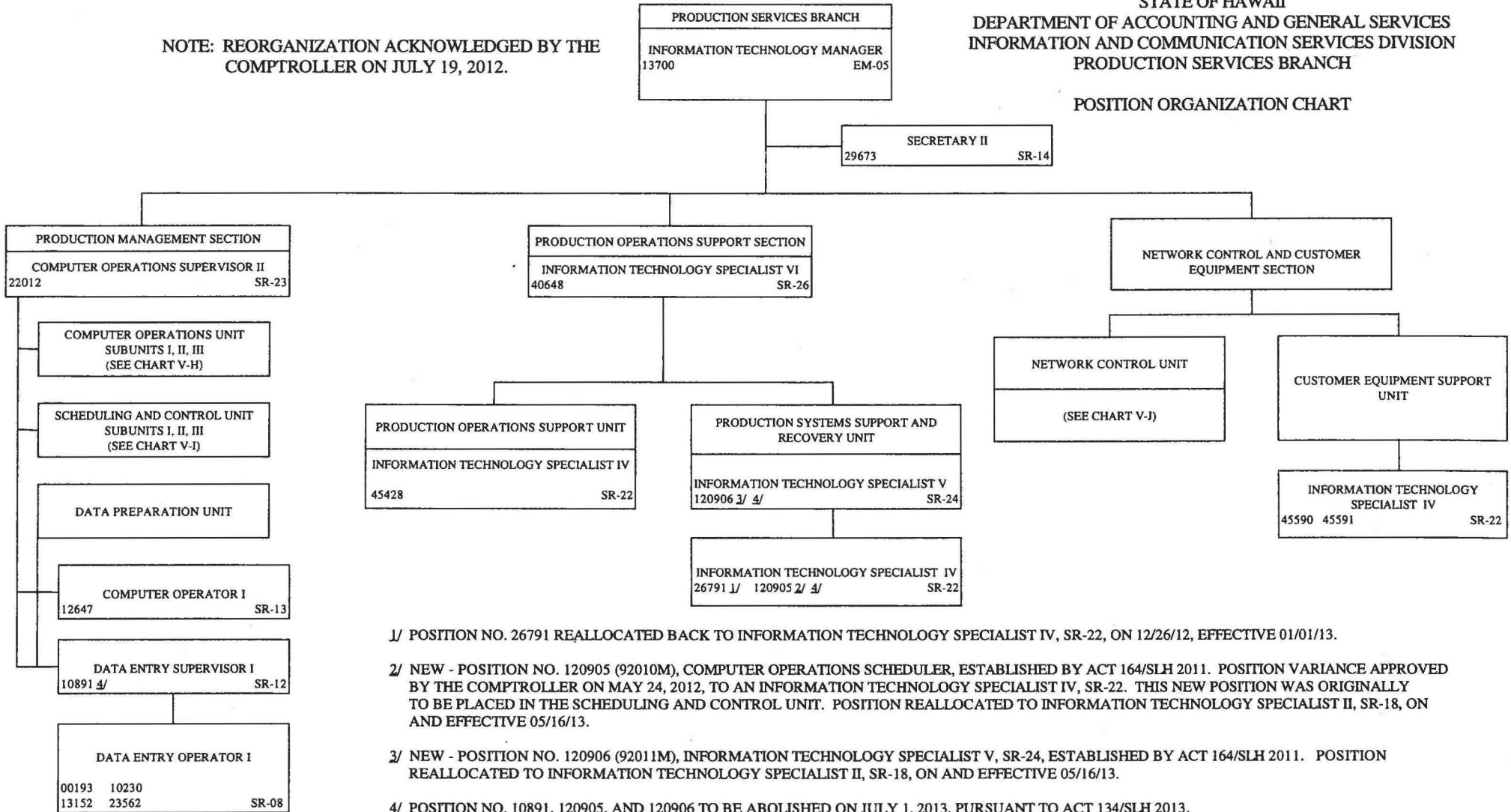


- 1/ POSITION LOCATED ON KAUAI.
- 2/ POSITION LOCATED ON MAUI.
- 3/ POSITION LOCATED ON HAWAII.
- 4/ POSITION NO. 34128 TO BE ABOLISHED ON JULY 1, 2013, PURSUANT TO ACT 134/SLH 2013.

STATE OF HAWAII  
 DEPARTMENT OF ACCOUNTING AND GENERAL SERVICES  
 INFORMATION AND COMMUNICATION SERVICES DIVISION  
 PRODUCTION SERVICES BRANCH

POSITION ORGANIZATION CHART

NOTE: REORGANIZATION ACKNOWLEDGED BY THE  
 COMPTROLLER ON JULY 19, 2012.



1/ POSITION NO. 26791 REALLOCATED BACK TO INFORMATION TECHNOLOGY SPECIALIST IV, SR-22, ON 12/26/12, EFFECTIVE 01/01/13.

2/ NEW - POSITION NO. 120905 (92010M), COMPUTER OPERATIONS SCHEDULER, ESTABLISHED BY ACT 164/SLH 2011. POSITION VARIANCE APPROVED BY THE COMPTROLLER ON MAY 24, 2012, TO AN INFORMATION TECHNOLOGY SPECIALIST IV, SR-22. THIS NEW POSITION WAS ORIGINALLY TO BE PLACED IN THE SCHEDULING AND CONTROL UNIT. POSITION REALLOCATED TO INFORMATION TECHNOLOGY SPECIALIST II, SR-18, ON AND EFFECTIVE 05/16/13.

3/ NEW - POSITION NO. 120906 (92011M), INFORMATION TECHNOLOGY SPECIALIST V, SR-24, ESTABLISHED BY ACT 164/SLH 2011. POSITION REALLOCATED TO INFORMATION TECHNOLOGY SPECIALIST II, SR-18, ON AND EFFECTIVE 05/16/13.

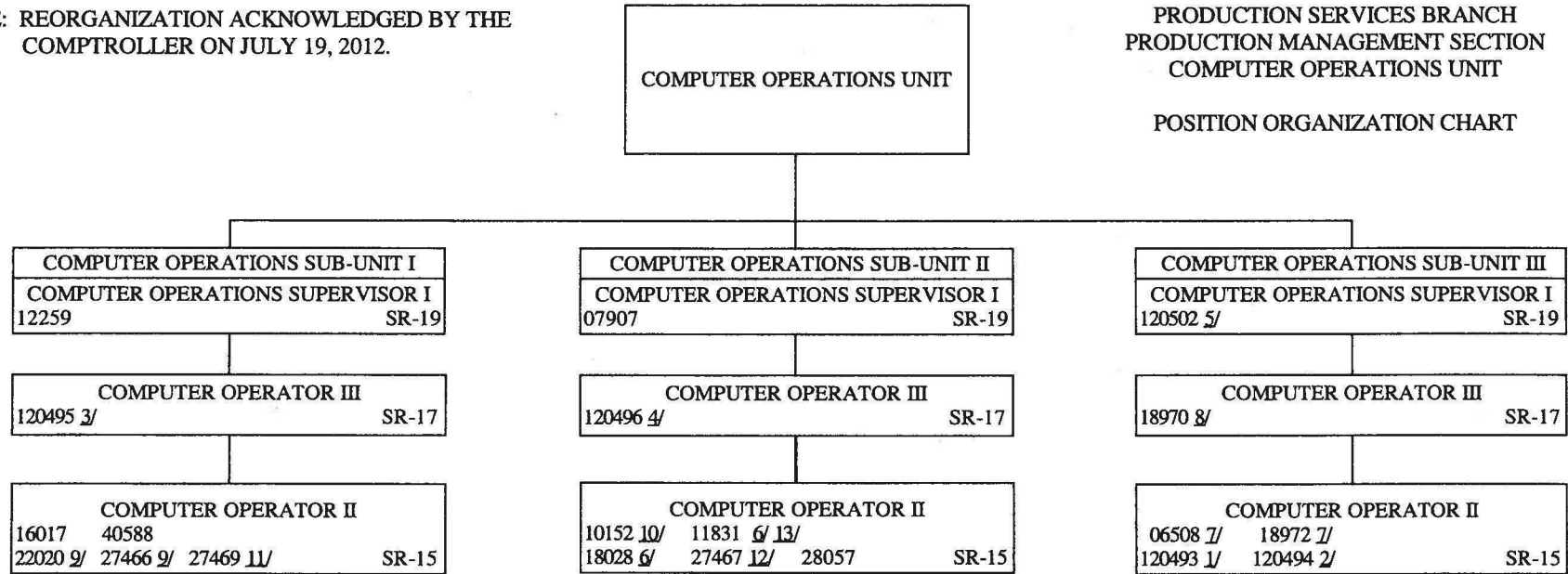
4/ POSITION NO. 10891, 120905, AND 120906 TO BE ABOLISHED ON JULY 1, 2013, PURSUANT TO ACT 134/SLH 2013.

06/30/13

STATE OF HAWAII  
 DEPARTMENT OF ACCOUNTING AND GENERAL SERVICES  
 INFORMATION AND COMMUNICATION SERVICES DIVISION  
 PRODUCTION SERVICES BRANCH  
 PRODUCTION MANAGEMENT SECTION  
 COMPUTER OPERATIONS UNIT

NOTE: REORGANIZATION ACKNOWLEDGED BY THE  
 COMPTRROLLER ON JULY 19, 2012.

POSITION ORGANIZATION CHART

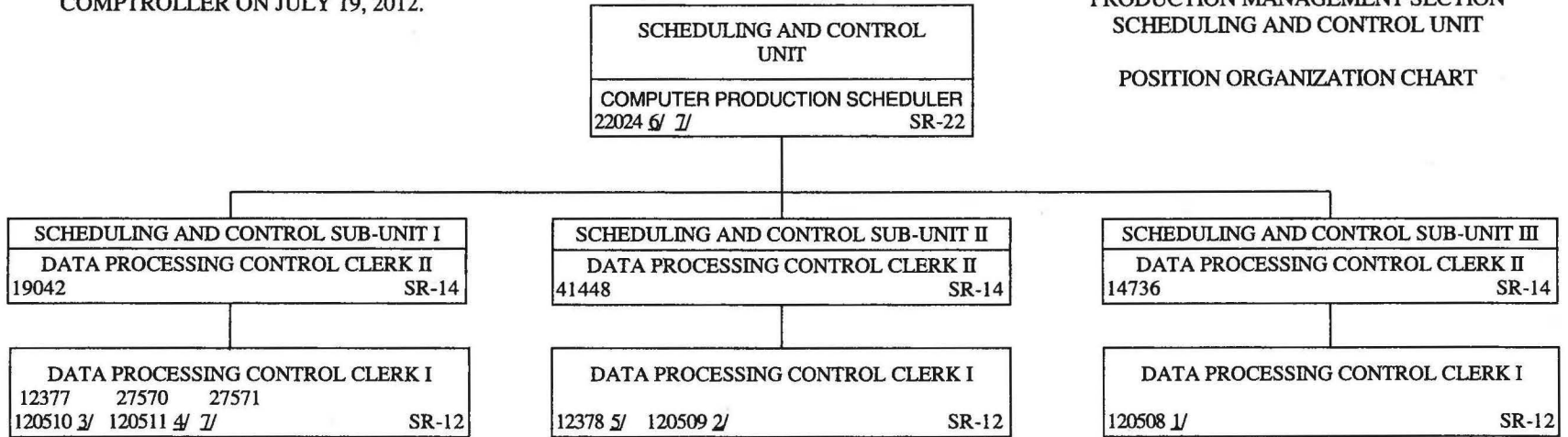


- 1/ NEW - POSITION NO. 120493 (92001M), COMPUTER OPERATOR II, SR-15, ESTABLISHED BY ACT 164/SLH 2011.
- 2/ NEW - POSITION NO. 120494 (92002M), COMPUTER OPERATOR II, SR-15, ESTABLISHED BY ACT 164/SLH 2011.
- 3/ NEW - POSITION NO. 120495 (92003M), COMPUTER OPERATOR III, SR-17, ESTABLISHED BY ACT 164/SLH 2011.
- 4/ NEW - POSITION NO. 120496 (92004M), COMPUTER OPERATOR III, SR-17, ESTABLISHED BY ACT 164/SLH 2011.
- 5/ NEW - POSITION NO. 120502 (92005M), COMPUTER OPERATIONS SUPERVISOR I, SR-19, ESTABLISHED BY ACT 164/SLH 2011.
- 6/ POSITION NOS. 11831 AND 18028, COMPUTER OPERATOR II, TRANSFERRED FROM COMPUTER OPERATIONS SUB-UNIT I TO II.
- 7/ POSITION NOS. 06508 AND 18972, COMPUTER OPERATOR II, TRANSFERRED FROM COMPUTER OPERATIONS SUB-UNIT I TO III.
- 8/ POSITION NO. 18970, COMPUTER OPERATOR III, TRANSFERRED FROM COMPUTER OPERATIONS SUB-UNIT I TO III.
- 9/ POSITION NOS. 22020 AND 27466, COMPUTER OPERATOR II, TRANSFERRED FROM COMPUTER OPERATIONS SUB-UNIT II TO I.
- 10/ POSITION NO. 10152, COMPUTER OPERATOR II, TRANSFERRED FROM COMPUTER OPERATIONS SUB-UNIT III TO II.
- 11/ POSITION NO. 27469, COMPUTER OPERATOR II, TRANSFERRED FROM COMPUTER OPERATIONS SUB-UNIT III TO I.
- 12/ POSITION NO. 27467, REALLOCATED TO COMPUTER OPERATOR II, SR-15, ON 08/30/12, EFFECTIVE 09/01/12.
- 13/ POSITION NO. 11831 TO BE ABOLISHED ON JULY 1, 2013, PURSUANT TO ACT 134/SLH 2013.

STATE OF HAWAII  
 DEPARTMENT OF ACCOUNTING AND GENERAL SERVICES  
 INFORMATION AND COMMUNICATION SERVICES DIVISION  
 PRODUCTION SERVICES BRANCH  
 PRODUCTION MANAGEMENT SECTION  
 SCHEDULING AND CONTROL UNIT

POSITION ORGANIZATION CHART

NOTE: REORGANIZATION ACKNOWLEDGED BY THE  
 COMPTROLLER ON JULY 19, 2012.



- 1/ NEW - POSITION NO. 120508 (92006M), DATA PROCESSING CONTROL CLERK I, SR-12, ESTABLISHED BY ACT 164/SLH 2011. POSITION REALLOCATED TO OFFICE ASSISTANT IV, SR-10 FOR RECRUITMENT PURPOSES ON 04/10/12, EFFECTIVE 04/16/12.
- 2/ NEW - POSITION NO. 120509 (92007M), DATA PROCESSING CONTROL CLERK I, SR-12, ESTABLISHED BY ACT 164/SLH 2011. POSITION REALLOCATED TO OFFICE ASSISTANT IV, SR-10 FOR RECRUITMENT PURPOSES ON 04/10/12, EFFECTIVE 04/16/12.
- 3/ NEW - POSITION NO. 120510 (92008M), DATA PROCESSING CONTROL CLERK I, SR-12, ESTABLISHED BY ACT 164/SLH 2011. POSITION REALLOCATED TO OFFICE ASSISTANT IV, SR-10 FOR RECRUITMENT PURPOSES ON 04/10/12, EFFECTIVE 04/16/12.
- 4/ NEW - POSITION NO. 120511 (92009M), DATA PROCESSING CONTROL CLERK I, SR-12, ESTABLISHED BY ACT 164/SLH 2011. POSITION REALLOCATED TO OFFICE ASSISTANT IV, SR-10 FOR RECRUITMENT PURPOSES ON 04/10/12, EFFECTIVE 04/16/12.
- 5/ POSITION NO. 12378, DATA PROCESSING CONTROL CLERK I, TRANSFERRED FROM SCHEDULING AND CONTROL SUB-UNIT I TO SCHEDULING AND CONTROL SUB-UNIT II.
- 6/ POSITION NO. 22024 REALLOCATED TO NEW CLASS, COMPUTER PRODUCTION SCHEDULER, SR-19, ON AND EFFECTIVE 02/13/13.
- 7/ POSITION NOS. 120511 AND 22024 TO BE ABOLISHED ON JULY 1, 2013, PURSUANT TO ACT 134/SLH 2013.

STATE OF HAWAII  
 DEPARTMENT OF ACCOUNTING AND GENERAL SERVICES  
 INFORMATION AND COMMUNICATION SERVICES DIVISION  
 PRODUCTION SERVICES BRANCH  
 NETWORK CONTROL AND EQUIPMENT SUPPORT SECTION  
 NETWORK CONTROL UNIT

NOTE: REORGANIZATION ACKNOWLEDGED BY THE COMPTROLLER ON  
 JULY 19, 2012 TO ELIMINATE THE DIRECTORY SERVICES SUB-UNIT.

POSITION ORGANIZATION CHART

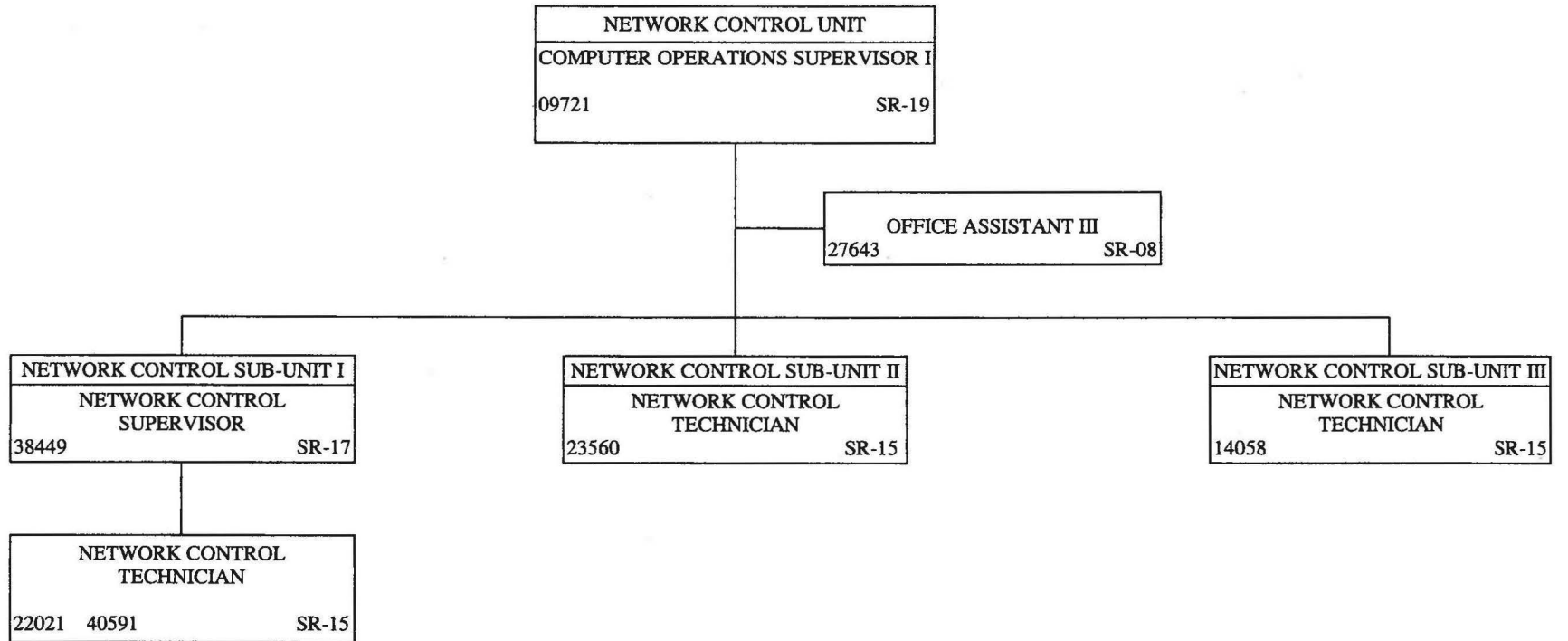



CHART V-J



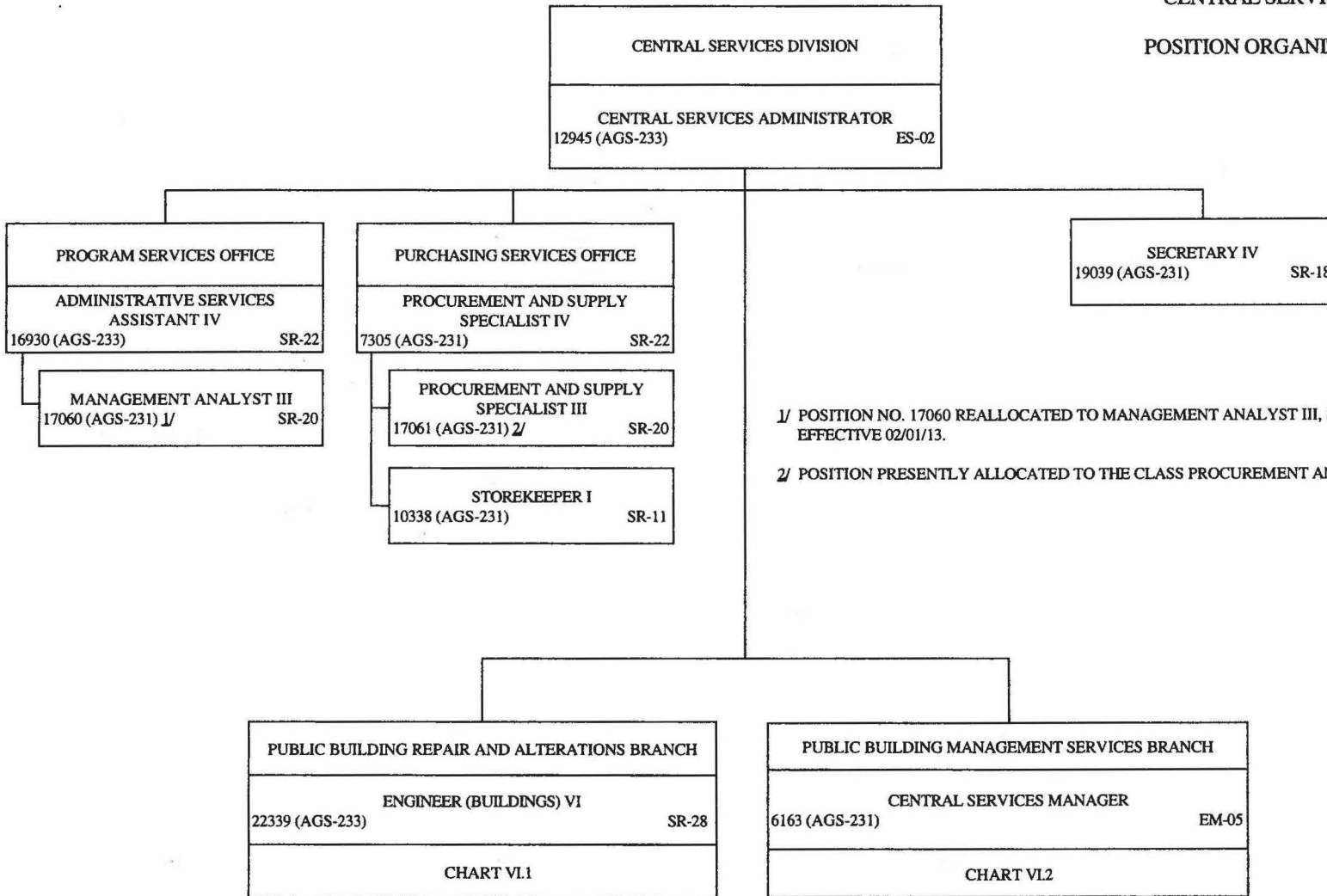
STATE OF HAWAII  
DEPARTMENT OF ACCOUNTING AND GENERAL SERVICES  
CENTRAL SERVICES DIVISION  
ADMINISTRATION

ORGANIZATION CHART



STATE OF HAWAII  
 DEPARTMENT OF ACCOUNTING AND GENERAL SERVICES  
 CENTRAL SERVICES DIVISION

POSITION ORGANIZATION CHART

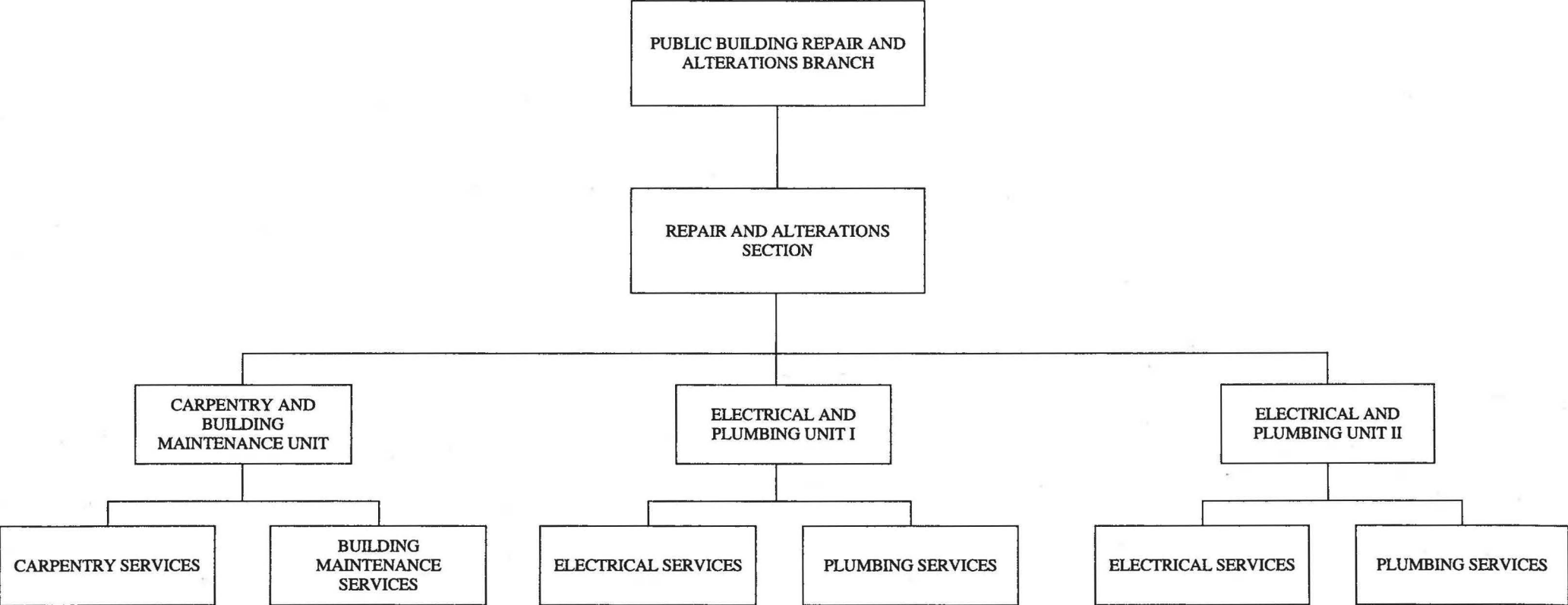


1/ POSITION NO. 17060 REALLOCATED TO MANAGEMENT ANALYST III, SR-20, ON 01/24/13, EFFECTIVE 02/01/13.

2/ POSITION PRESENTLY ALLOCATED TO THE CLASS PROCUREMENT AND SUPPLY SPECIALIST I, SR-16.

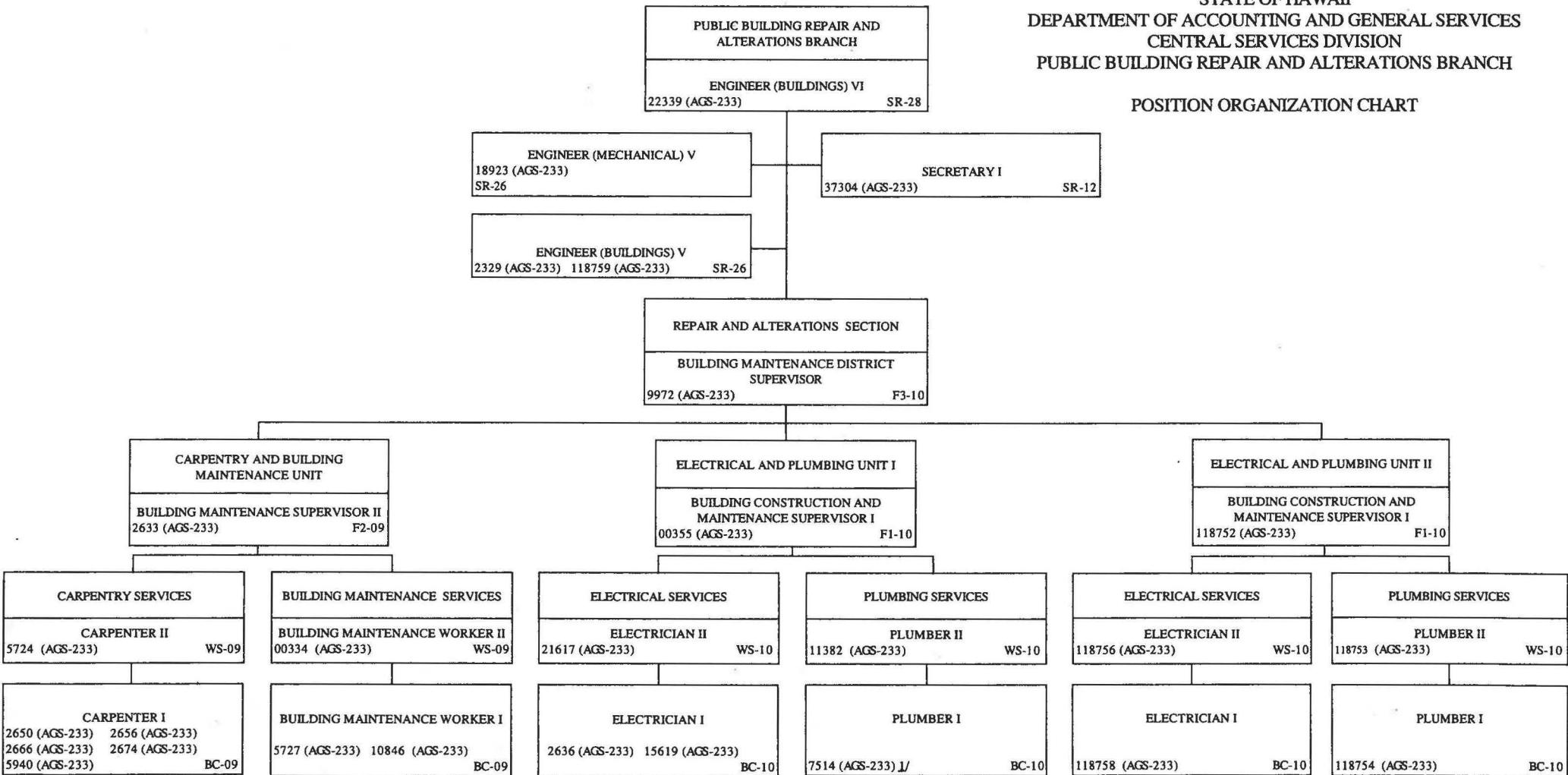
STATE OF HAWAII  
DEPARTMENT OF ACCOUNTING AND GENERAL SERVICES  
CENTRAL SERVICES DIVISION  
PUBLIC BUILDING REPAIR AND ALTERATIONS BRANCH

ORGANIZATION CHART



STATE OF HAWAII  
 DEPARTMENT OF ACCOUNTING AND GENERAL SERVICES  
 CENTRAL SERVICES DIVISION  
 PUBLIC BUILDING REPAIR AND ALTERATIONS BRANCH

POSITION ORGANIZATION CHART



1/ POSITION NO. 7514 REALLOCATED TO A PLUMBER HELPER EFFECTIVE 09/16/05.

STATE OF HAWAII  
 DEPARTMENT OF ACCOUNTING AND GENERAL SERVICES  
 CENTRAL SERVICES DIVISION  
 PUBLIC BUILDING MANAGEMENT SERVICES BRANCH

ORGANIZATION CHART

NOTE: REORGANIZATION ACKNOWLEDGED BY THE COMPTROLLER ON SEPTEMBER 10, 2012 TO ESTABLISH BUILDING MANAGEMENT UNIT D, WASHINGTON PLACE.

PUBLIC BUILDING MANAGEMENT SERVICES BRANCH

CLERICAL SERVICES

BUILDING MANAGEMENT SECTION

GROUNDS MAINTENANCE SECTION

MAIL SECTION

BUILDING MANAGEMENT UNIT A

BUILDING MANAGEMENT UNIT B

BUILDING MANAGEMENT UNIT C

BUILDING MANAGEMENT UNIT D  
 WASHINGTON PLACE

GROUNDS SERVICES UNIT I

GROUNDS SERVICES UNIT II

CUSTODIAL SUBUNIT I  
 (SOT/CAPITOL CENTER/NO. 1  
 CAPITOL DISTRICT BUILDING)

CUSTODIAL SUBUNIT II  
 (STATE CAPITOL/KEKAULUOH)

CUSTODIAL SUBUNIT III  
 (LILJUKALANI/KINAU HALE)

CUSTODIAL SUBUNIT IV  
 (RELIEVERS)

CUSTODIAL SUBUNIT I  
 (OUTLYING AREA-EAST)

CUSTODIAL SUBUNIT II  
 (OUTLYING AREA-WEST)

CUSTODIAL SUBUNIT I  
 (KEELIKOLANI/ALIIAIMOKU  
 HALE)

CUSTODIAL SUBUNIT II  
 (KEELIKOLANI/HALE AUHAU)

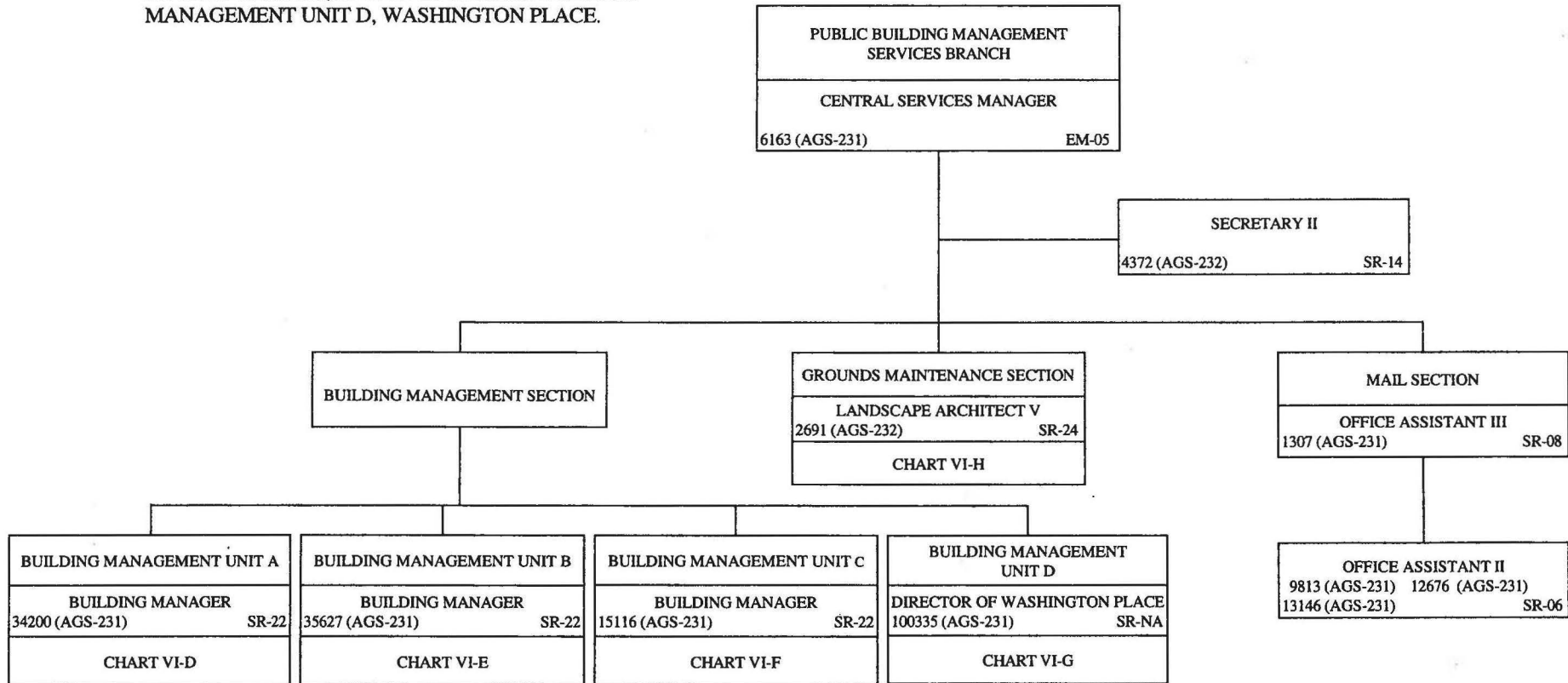
CUSTODIAL SUBUNIT III  
 (KAMAMALU/KEKUANAOA/  
 KING KALAKAUA)

CUSTODIAL SUBUNIT IV  
 (KALANIMOKU)

STATE OF HAWAII  
 DEPARTMENT OF ACCOUNTING AND GENERAL SERVICES  
 CENTRAL SERVICES DIVISION  
 PUBLIC BUILDING MANAGEMENT SERVICES BRANCH

NOTE: REORGANIZATION ACKNOWLEDGED BY THE COMPTROLLER  
 ON SEPTEMBER 10, 2012 TO ESTABLISH BUILDING  
 MANAGEMENT UNIT D, WASHINGTON PLACE.

POSITION ORGANIZATION CHART



STATE OF HAWAII  
 DEPARTMENT OF ACCOUNTING AND GENERAL SERVICES  
 CENTRAL SERVICES DIVISION  
 PUBLIC BUILDING MANAGEMENT SERVICES BRANCH  
 BUILDING MANAGEMENT SECTION  
 BUILDING MANAGEMENT UNIT A

POSITION ORGANIZATION CHART

BUILDING MANAGEMENT SECTION	
BUILDING MANAGEMENT UNIT A	
BUILDING MANAGER	
34200 (AGS-231)	SR-22


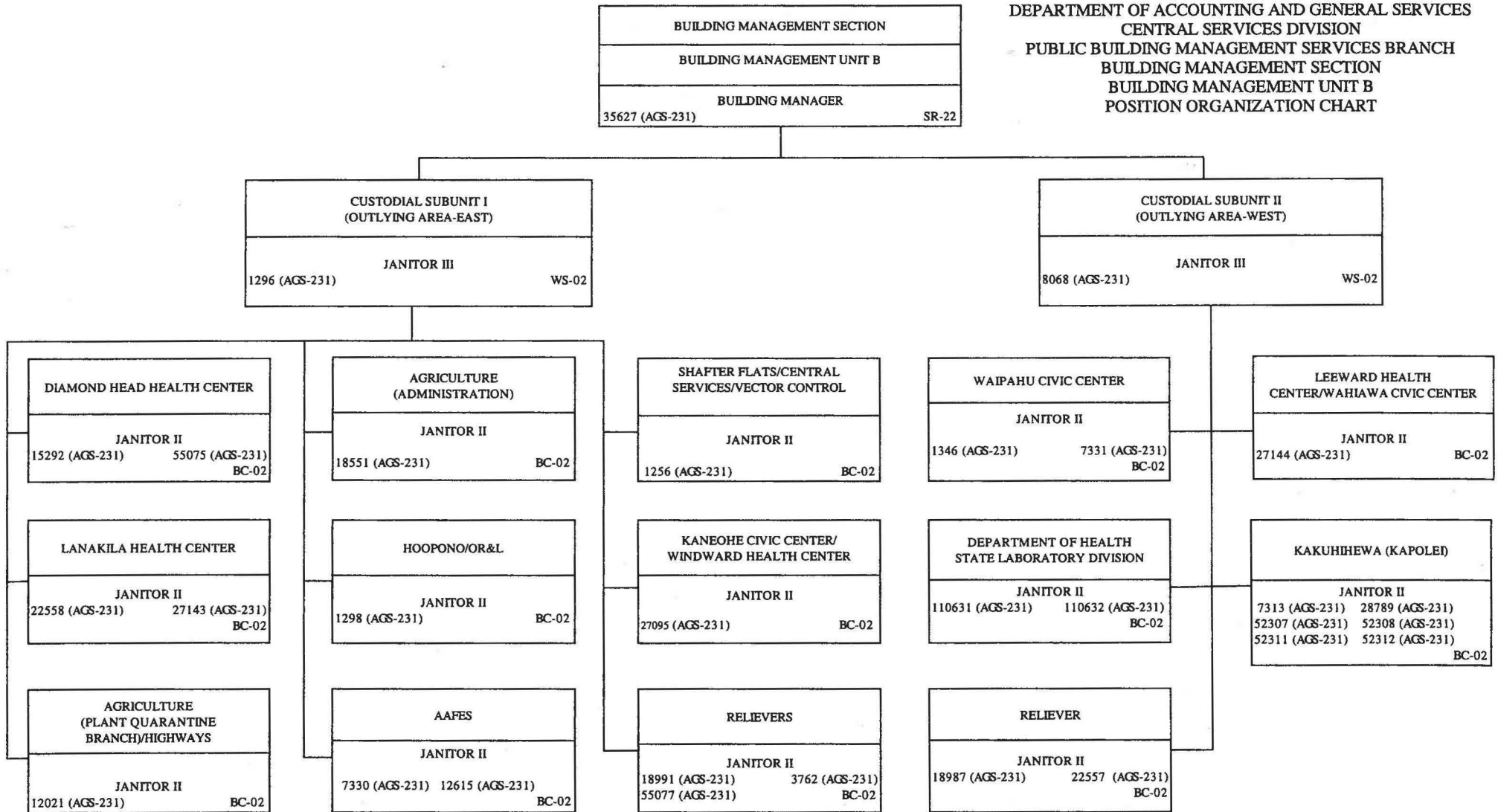


CHART VI-D

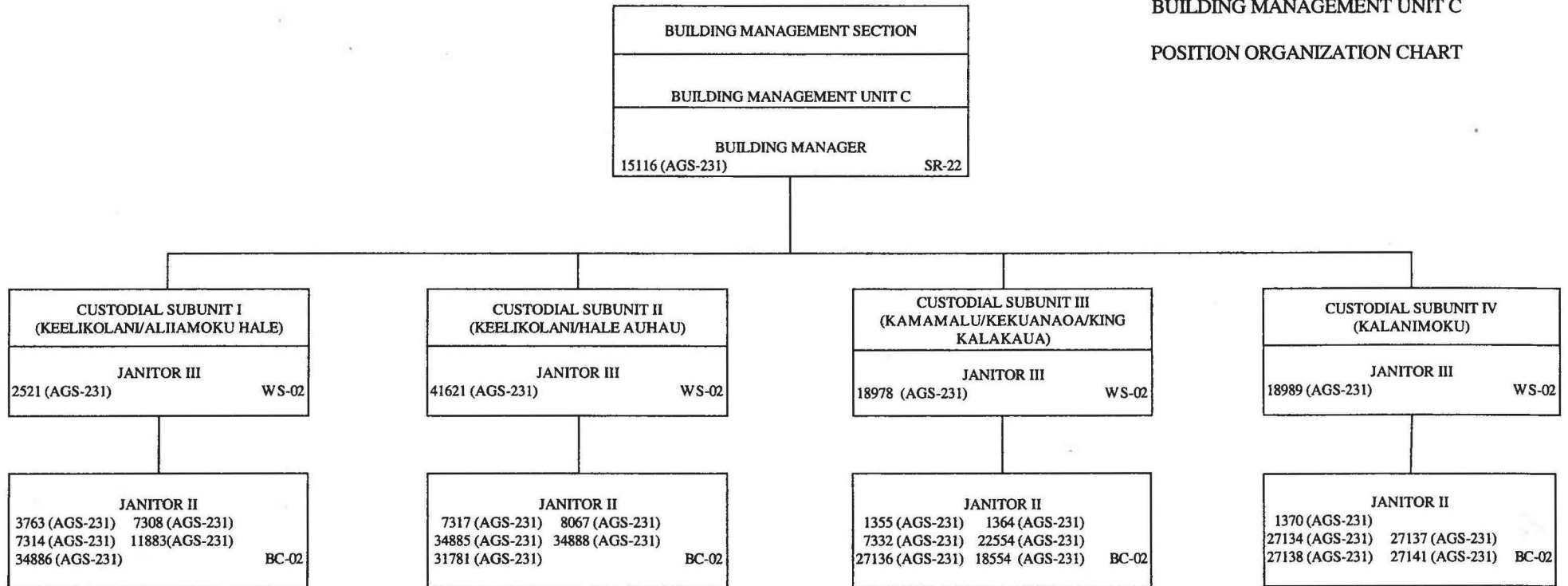
STATE OF HAWAII  
 DEPARTMENT OF ACCOUNTING AND GENERAL SERVICES  
 CENTRAL SERVICES DIVISION  
 PUBLIC BUILDING MANAGEMENT SERVICES BRANCH  
 BUILDING MANAGEMENT SECTION  
 BUILDING MANAGEMENT UNIT B  
 POSITION ORGANIZATION CHART





STATE OF HAWAII  
 DEPARTMENT OF ACCOUNTING AND GENERAL SERVICES  
 CENTRAL SERVICES DIVISION  
 PUBLIC BUILDING MANAGEMENT SERVICES BRANCH  
 BUILDING MANAGEMENT SECTION  
 BUILDING MANAGEMENT UNIT C

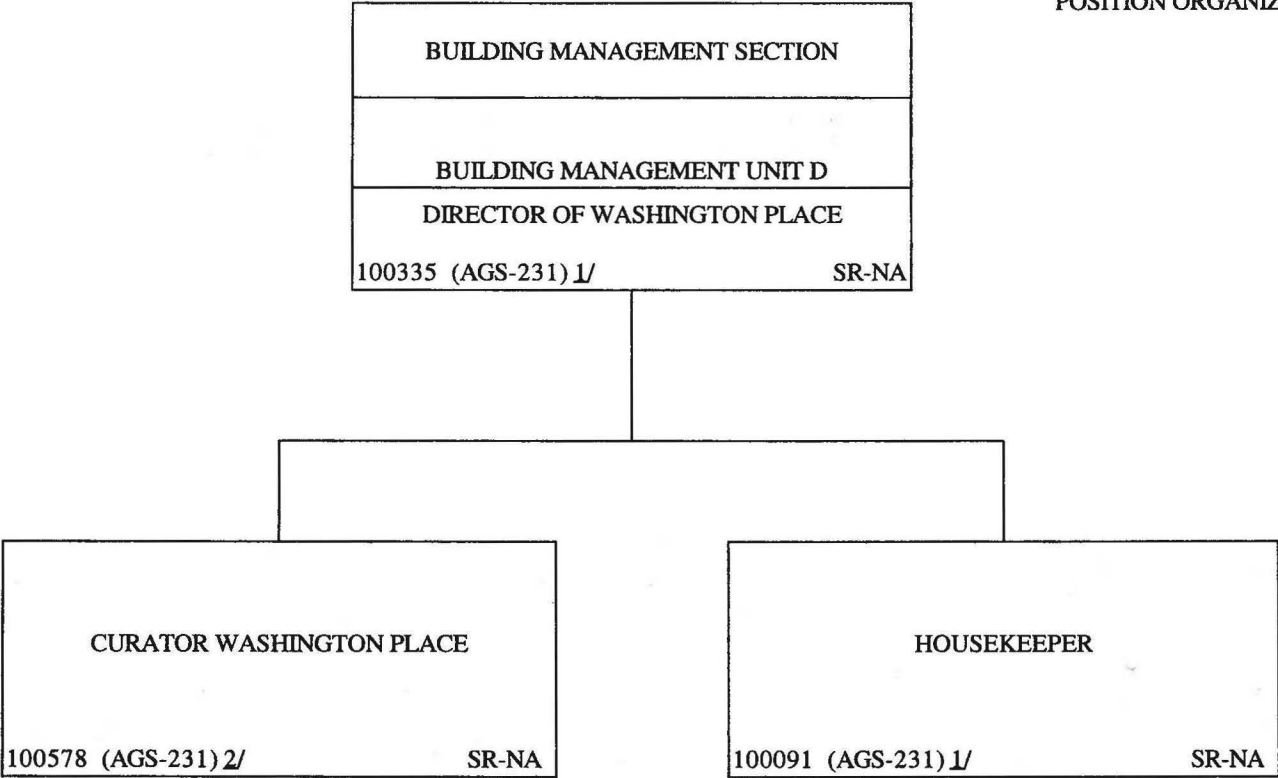
POSITION ORGANIZATION CHART



STATE OF HAWAII  
 DEPARTMENT OF ACCOUNTING AND GENERAL SERVICES  
 CENTRAL SERVICES DIVISION  
 PUBLIC BUILDING MANAGEMENT SERVICES BRANCH  
 BUILDING MANAGEMENT SECTION  
 BUILDING MANAGEMENT UNIT D

POSITION ORGANIZATION CHART

NOTE: REORGANIZATION ACKNOWLEDGED BY THE COMPTROLLER  
 ON SEPTEMBER 10, 2012 TO ESTABLISH BUILDING  
 MANAGEMENT UNIT D, WASHINGTON PLACE.

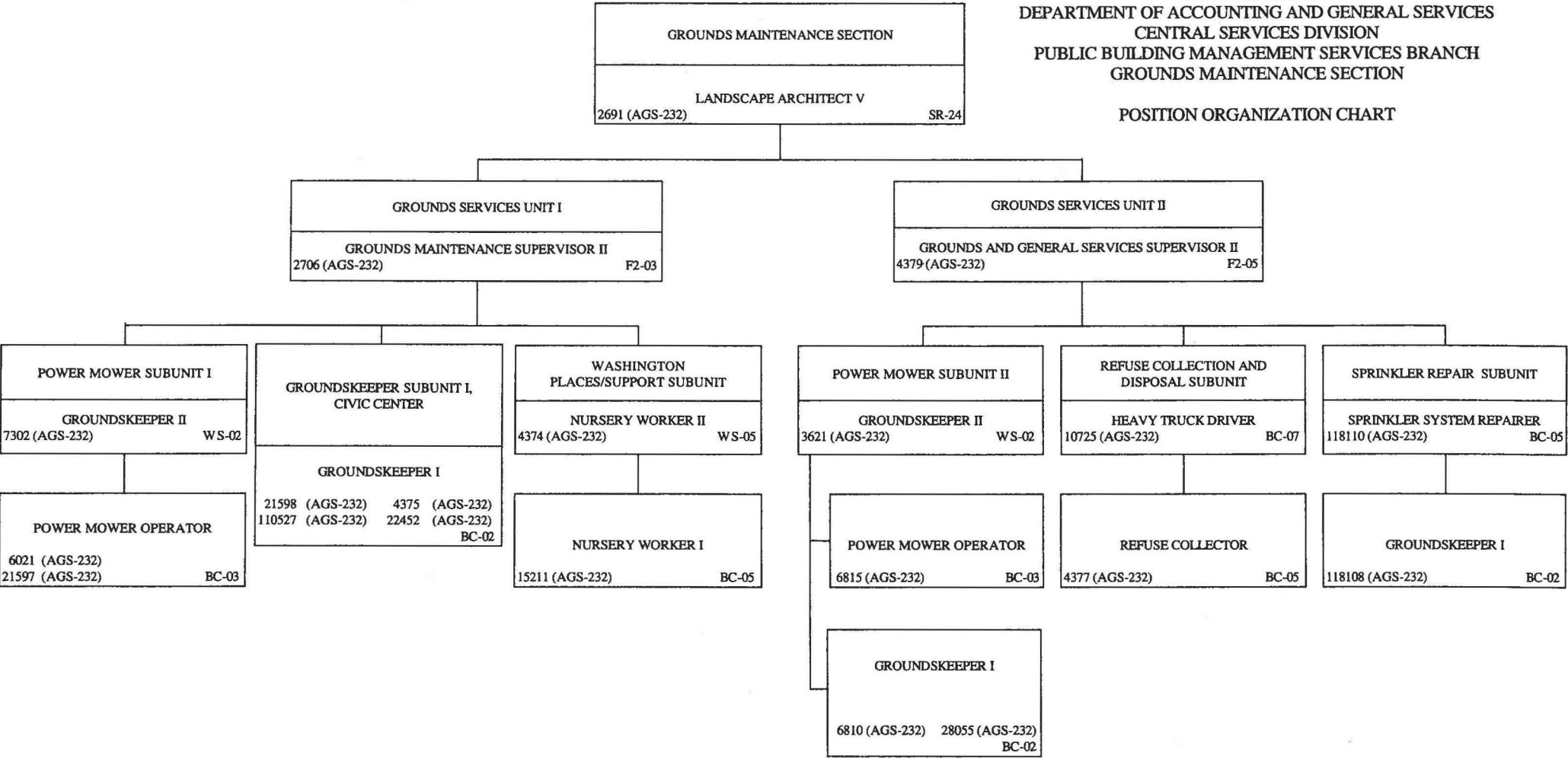


1/ PERMANENT EXEMPT POSITIONS TRANSFERRED FROM THE GOVERNOR'S OFFICE ON JULY 1, 2012, PURSUANT TO ACT 106/SLH 2012.

2/ TEMPORARY EXEMPT POSITION TRANSFERRED FROM THE GOVERNOR'S OFFICE ON JULY 1, 2012, PURSUANT TO ACT 106/SLH 2012.

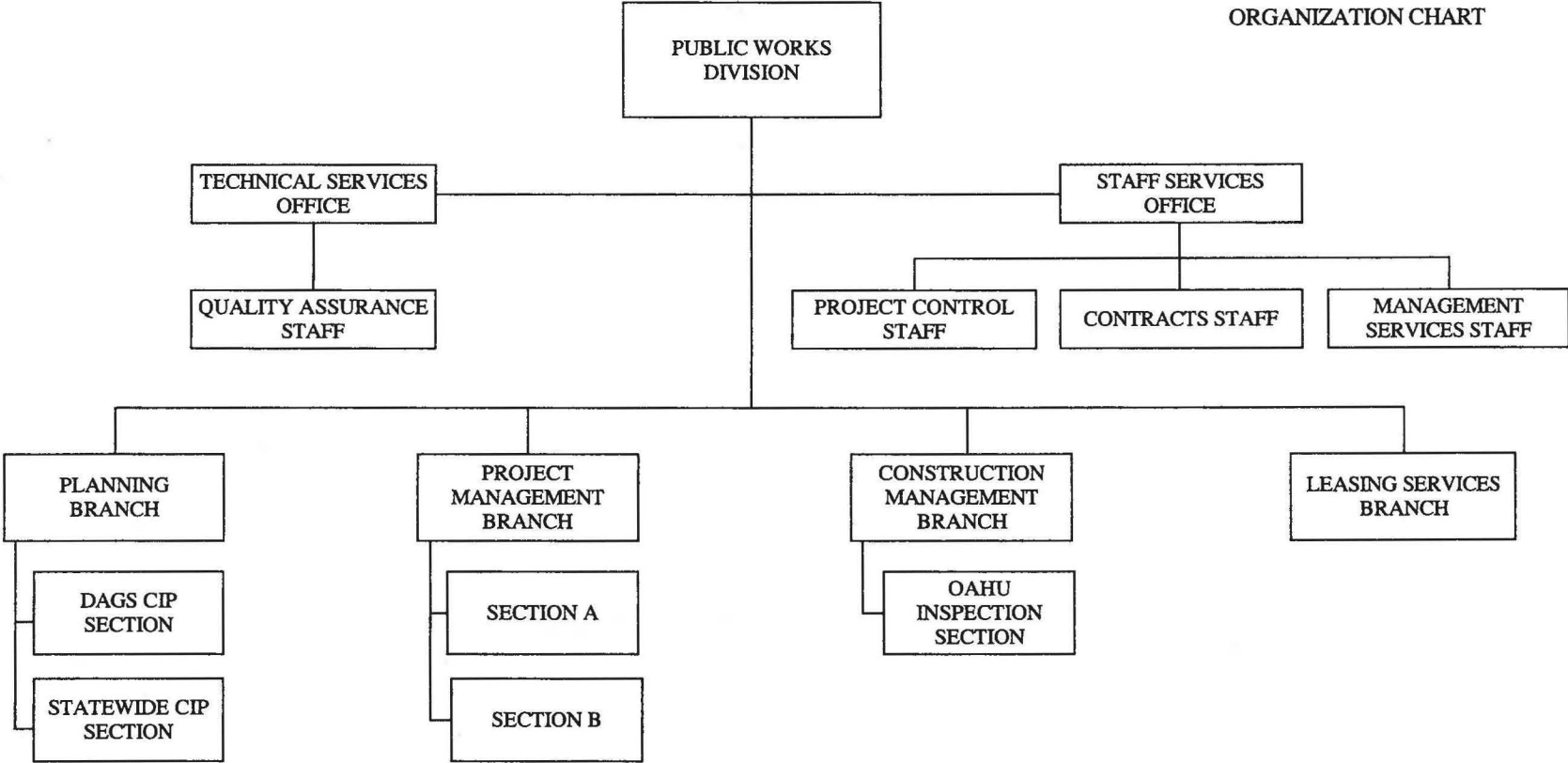
STATE OF HAWAII  
 DEPARTMENT OF ACCOUNTING AND GENERAL SERVICES  
 CENTRAL SERVICES DIVISION  
 PUBLIC BUILDING MANAGEMENT SERVICES BRANCH  
 GROUNDS MAINTENANCE SECTION

POSITION ORGANIZATION CHART



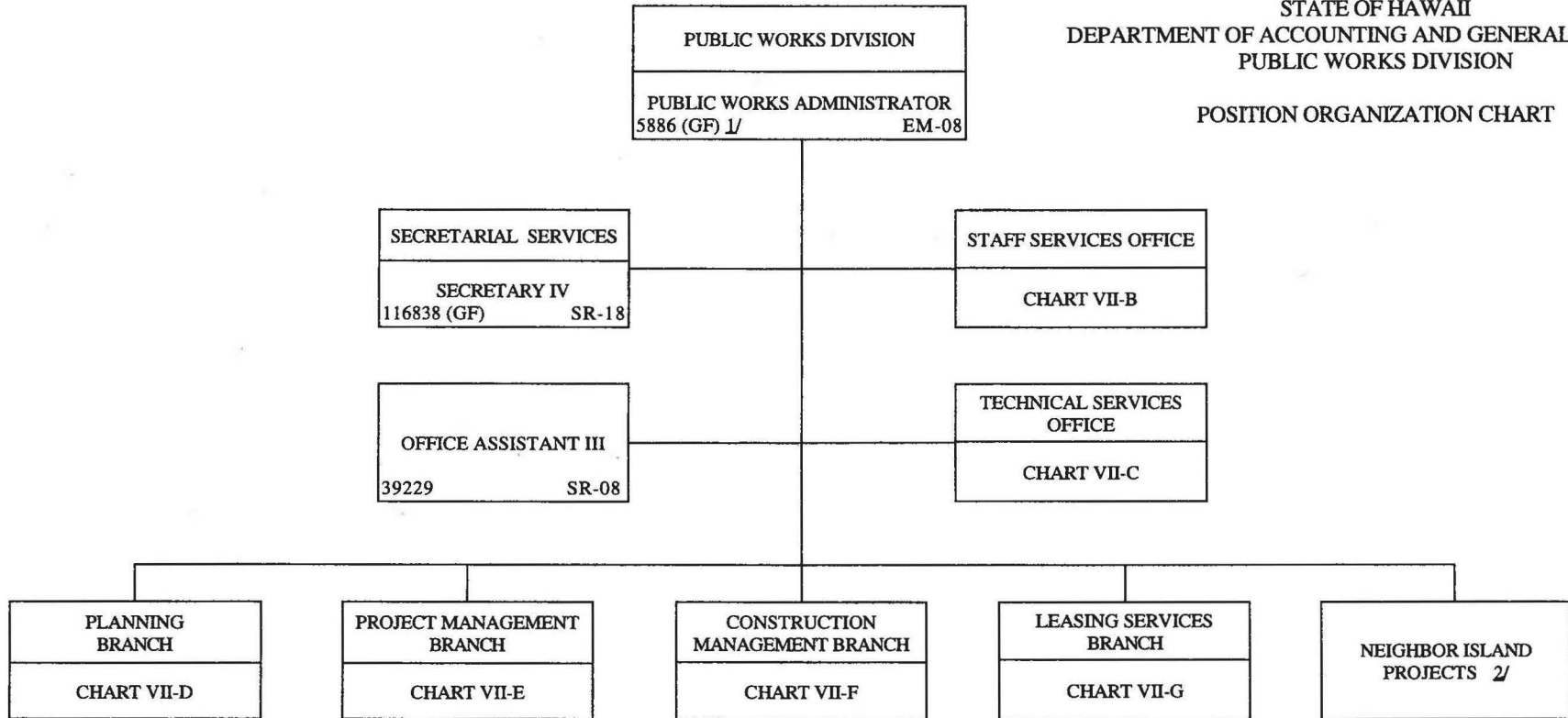
STATE OF HAWAII  
DEPARTMENT OF ACCOUNTING AND GENERAL SERVICES  
PUBLIC WORKS DIVISION

ORGANIZATION CHART



STATE OF HAWAII  
 DEPARTMENT OF ACCOUNTING AND GENERAL SERVICES  
 PUBLIC WORKS DIVISION

POSITION ORGANIZATION CHART



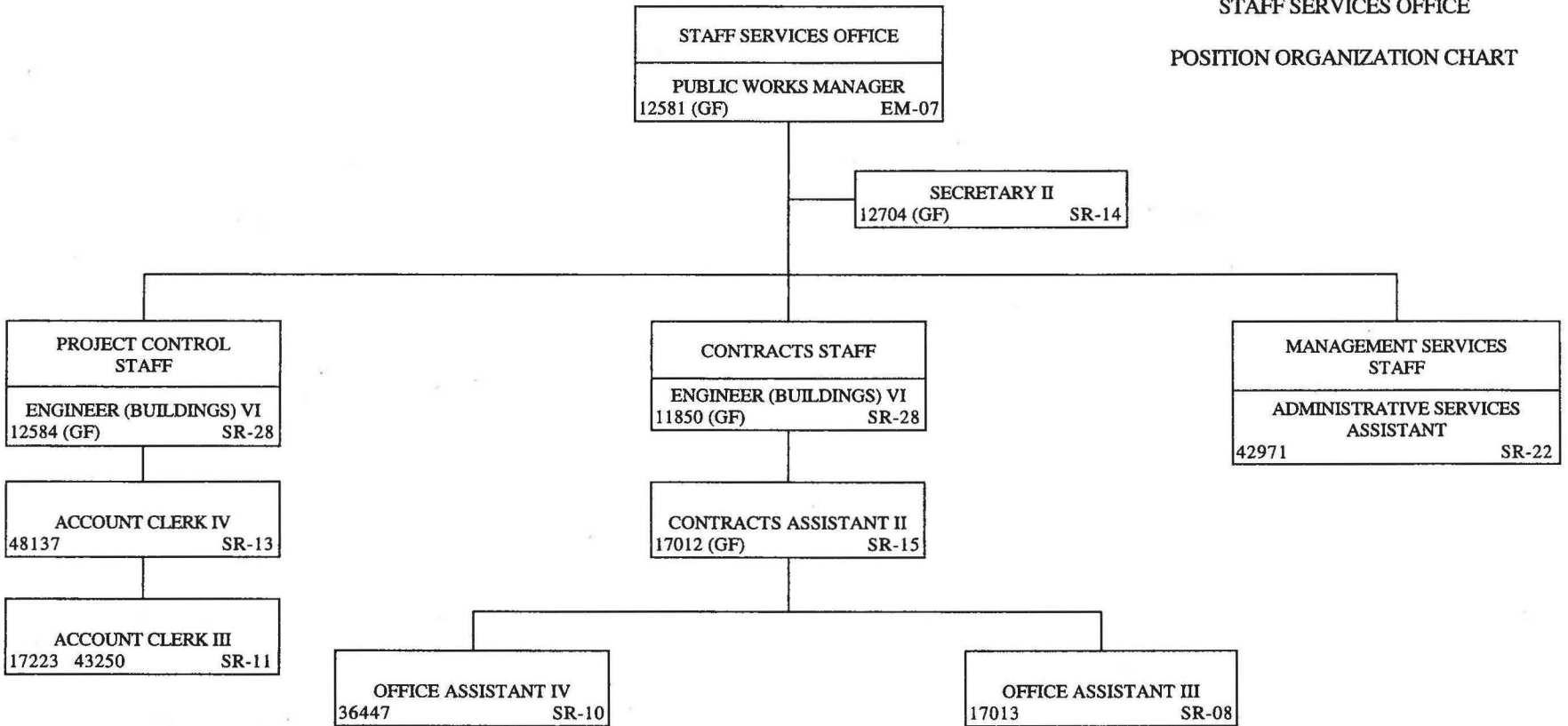
1/ POSITION REVERTED FROM ES-03 TO EM-08 UPON VACANCY, EFFECTIVE 03/01/03.

(GF) = GENERAL FUNDED POSITION.

2/ 7 POSITIONS SUPERVISED BY MAUI DISTRICT ENGINEER, DAGS.  
 10 POSITIONS SUPERVISED BY HAWAII DISTRICT PUBLIC WORKS MANAGER, DAGS.  
 5 POSITIONS SUPERVISED BY KAUAI DISTRICT ENGINEER, DAGS.

STATE OF HAWAII  
 DEPARTMENT OF ACCOUNTING AND GENERAL SERVICES  
 PUBLIC WORKS DIVISION  
 STAFF SERVICES OFFICE


POSITION ORGANIZATION CHART



(GF) = GENERAL FUNDED POSITION.

STATE OF HAWAII  
 DEPARTMENT OF ACCOUNTING AND GENERAL SERVICES  
 PUBLIC WORKS DIVISION  
 TECHNICAL SERVICES OFFICE

POSITION ORGANIZATION CHART



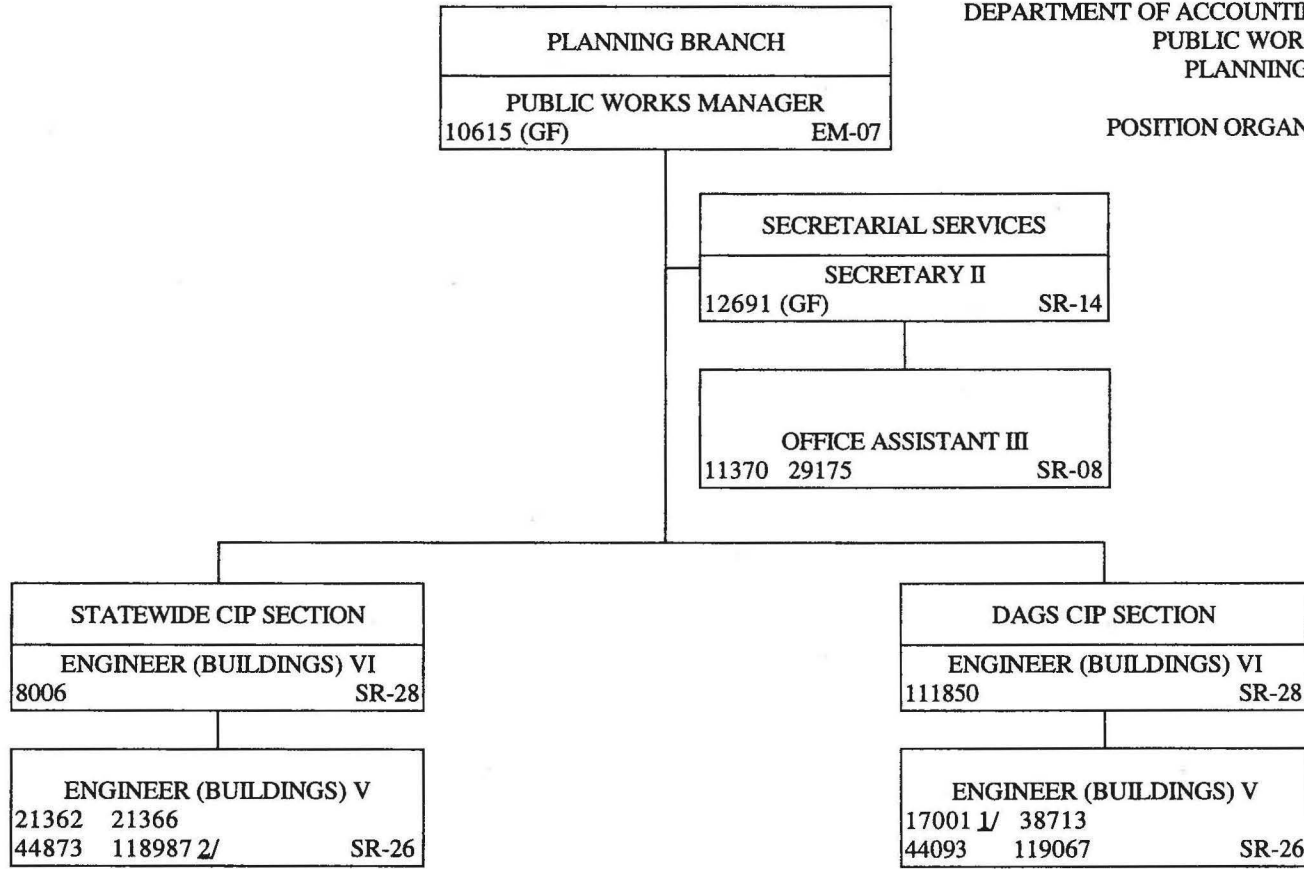
1/ POSITION NO. 42662 REDESCRIBED FROM AN ARCHITECT VI TO AN ENGINEER (BUILDINGS) VI ON 03/20/07, EFFECTIVE 03/16/07.

2/ POSITION NO. 46238 REDESCRIBED FROM AN ENGINEER (BUILDINGS) V TO AN ARCHITECT V ON 04/11/11, EFFECTIVE 04/01/11.

ALL POSITIONS ARE PROJECT FUNDED.

STATE OF HAWAII  
 DEPARTMENT OF ACCOUNTING AND GENERAL SERVICES  
 PUBLIC WORKS DIVISION  
 PLANNING BRANCH

POSITION ORGANIZATION CHART



1/ POSITION REALLOCATED TO ENGINEER (BUILDINGS) III, SR-22, ON 09/09/05, EFFECTIVE 09/16/05.

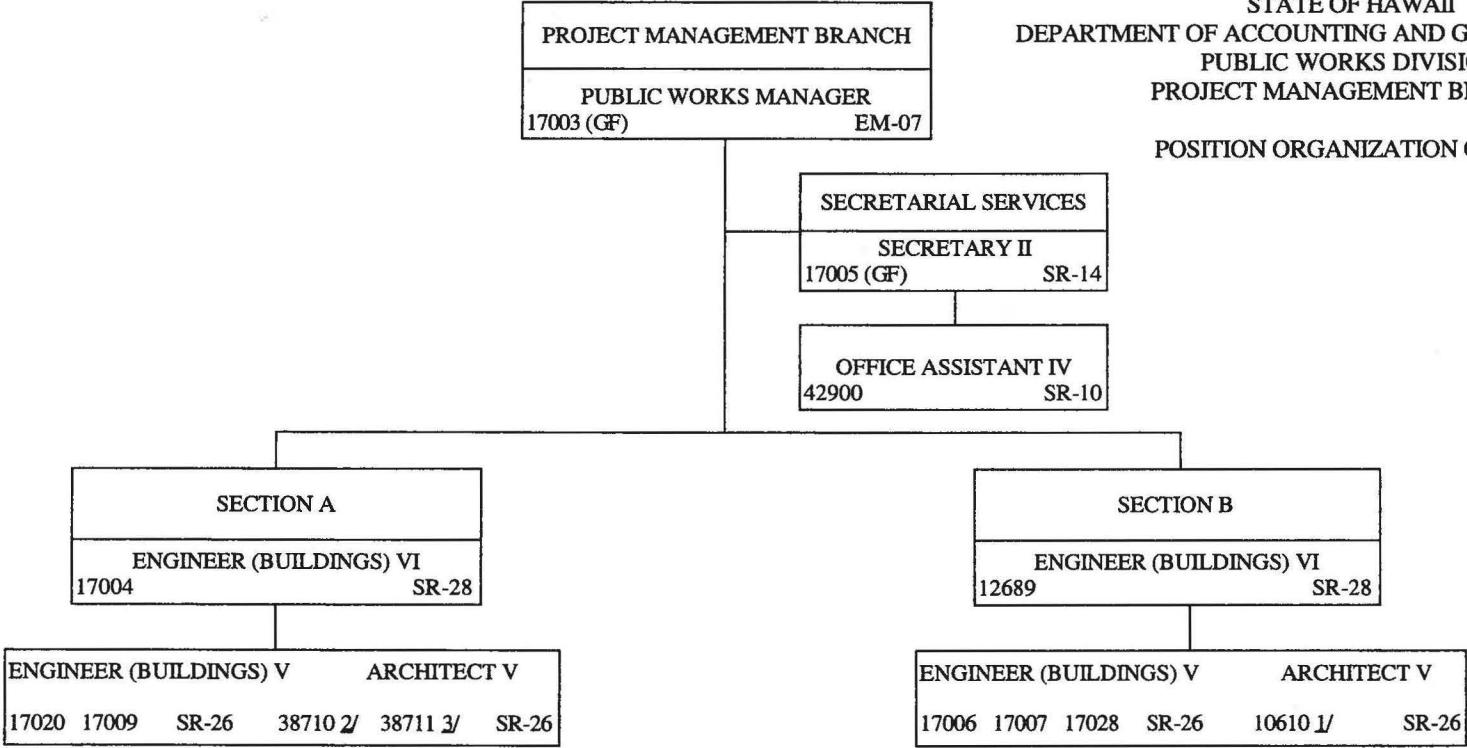
2/ POSITION REALLOCATED TO ENGINEER I, SR-18, ON 06/21/13.

(GF) = GENERAL FUNDED POSITION.



STATE OF HAWAII  
 DEPARTMENT OF ACCOUNTING AND GENERAL SERVICES  
 PUBLIC WORKS DIVISION  
 PROJECT MANAGEMENT BRANCH

POSITION ORGANIZATION CHART



1/ POSITION REDESCRIBED BACK TO ENGINEER (BUILDINGS) V, FROM ARCHITECT V, SR-26, EFFECTIVE 04/16/13.

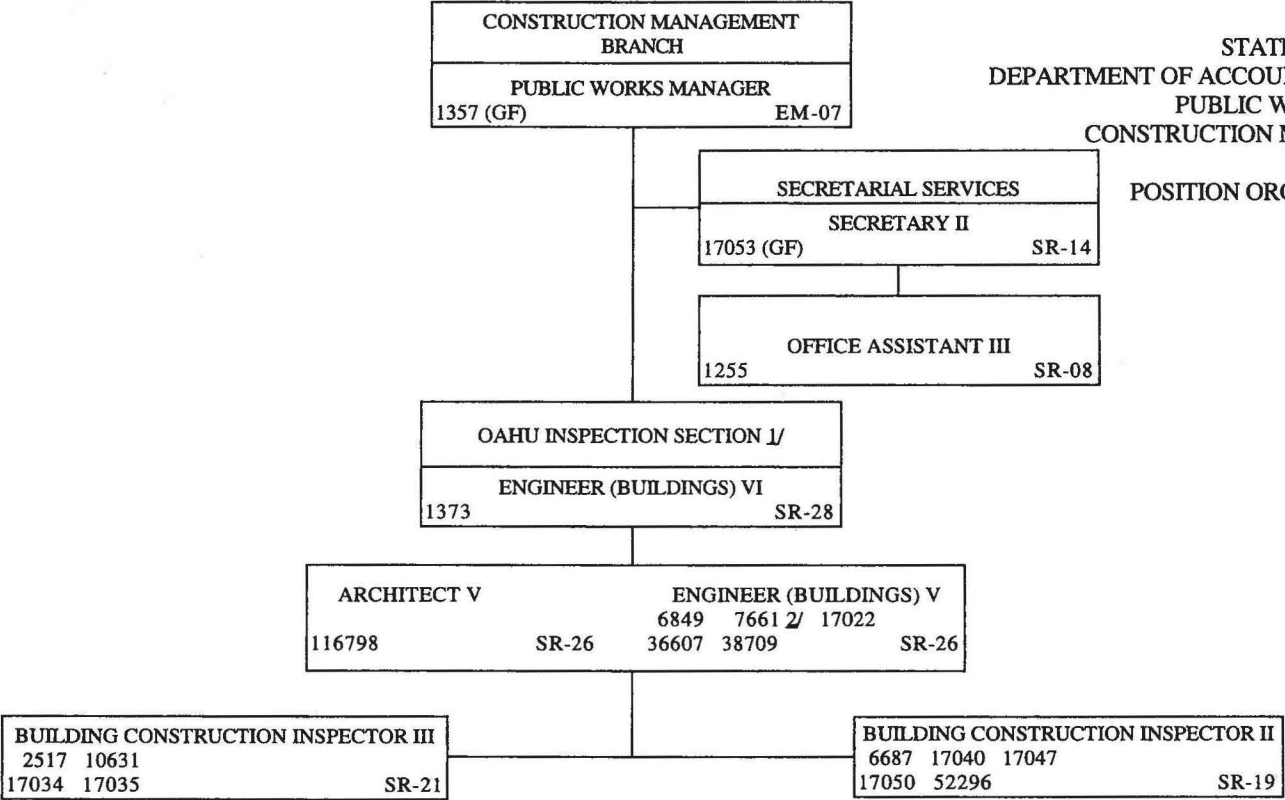
(GF) = GENERAL FUNDED POSITION.

2/ POSITION REDESCRIBED FROM ENGINEER (BUILDINGS) V, TO ARCHITECT IV, SR-24, EFFECTIVE 07/01/12.

3/ POSITION REDESCRIBED FROM ENGINEER (BUILDINGS) V, TO ARCHITECT V, SR-26, EFFECTIVE 05/16/11.

STATE OF HAWAII  
 DEPARTMENT OF ACCOUNTING AND GENERAL SERVICES  
 PUBLIC WORKS DIVISION  
 CONSTRUCTION MANAGEMENT BRANCH

POSITION ORGANIZATION CHART




1/ SUPERVISION IS PROVIDED BY ARCHITECT AND ENGINEERS OVER INSPECTORS ON A PROJECT AND AREA BASIS.

(GF) = GENERAL FUNDED POSITION.

2/ POSITION TEMPORARILY DOWNGRADED TO ENGINEER (BUILDINGS) III, SR-22 ON 09/18/02, EFFECTIVE 01/01/02, AND WILL EVENTUALLY BE RESTORED TO ENGINEER (BUILDINGS) V, SR-26.

STATE OF HAWAII  
DEPARTMENT OF ACCOUNTING AND GENERAL SERVICES  
PUBLIC WORKS DIVISION  
LEASING SERVICES BRANCH

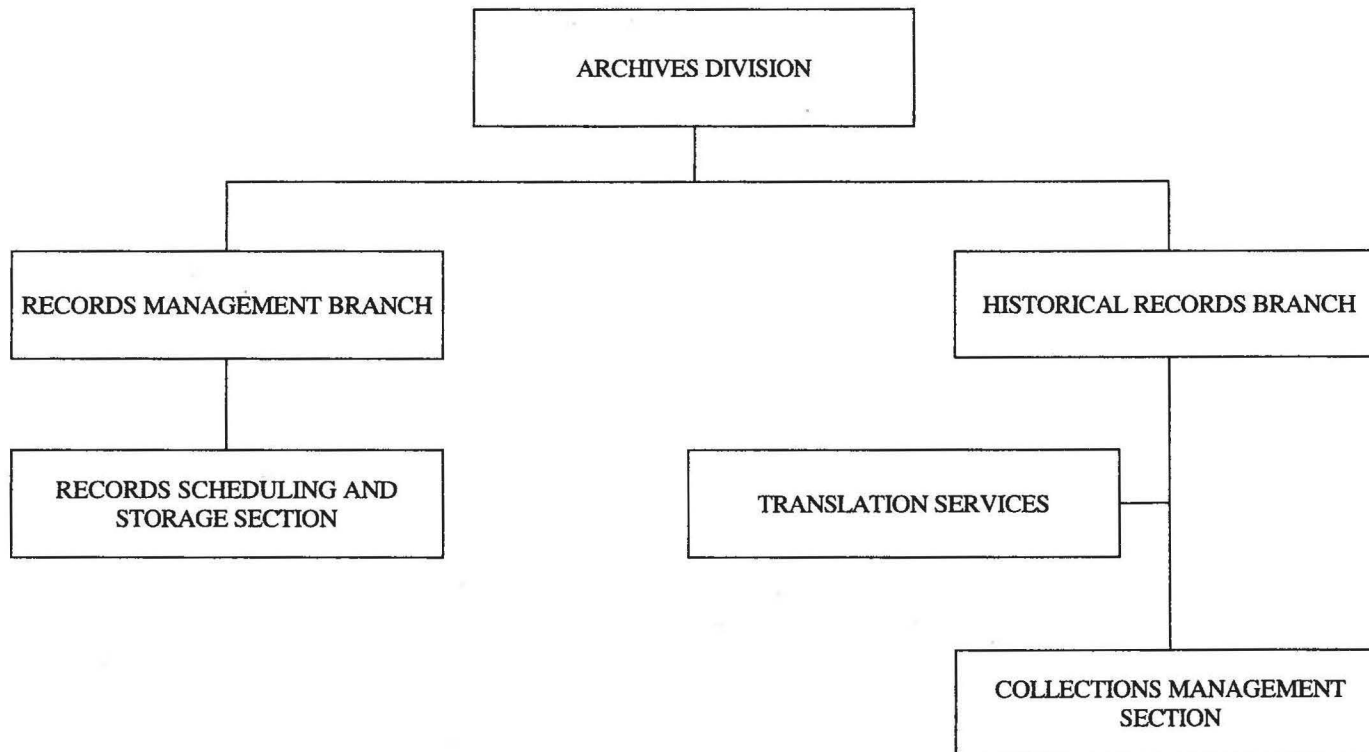
POSITION ORGANIZATION CHART



(GF) = GENERAL FUNDED POSITION

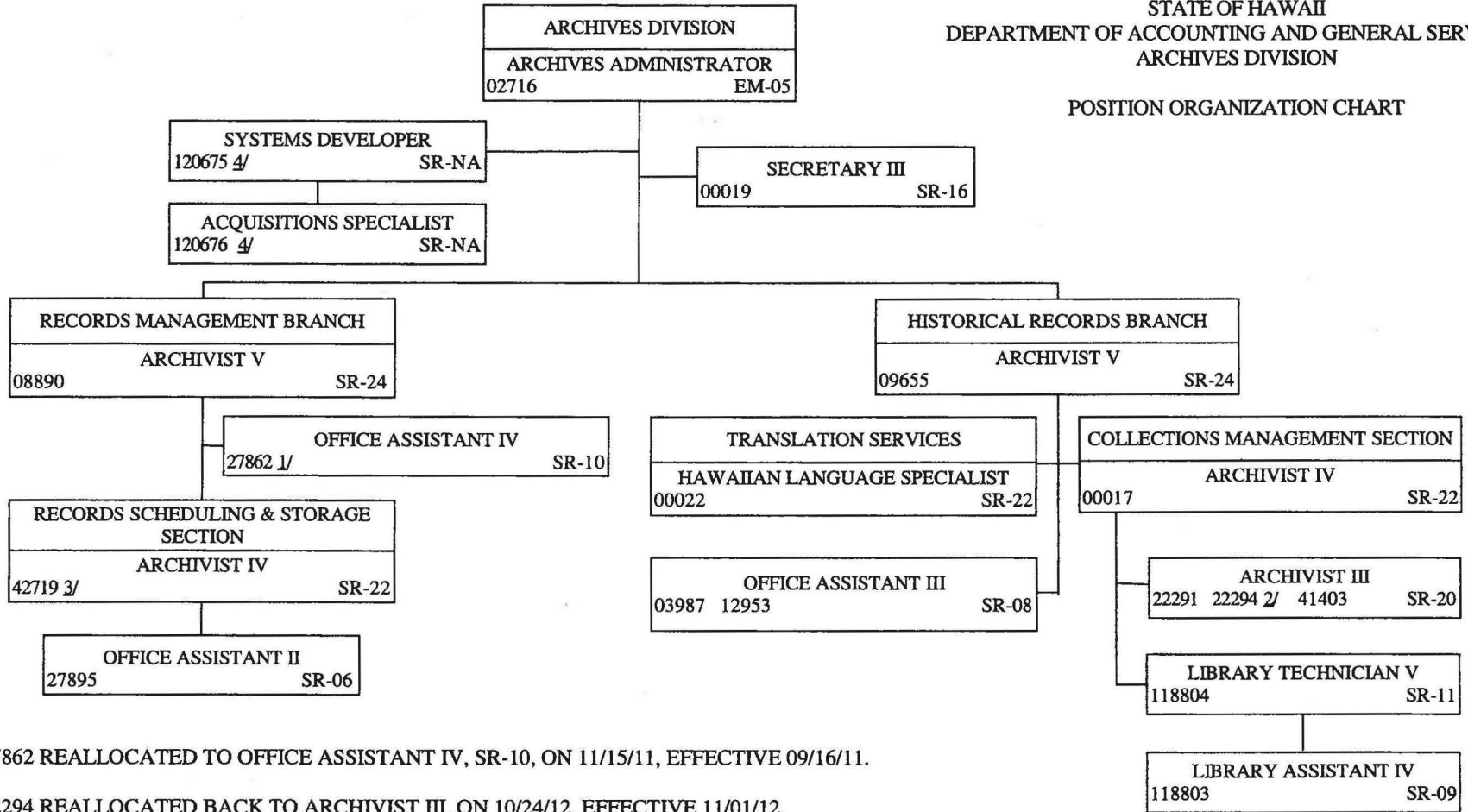
STATE OF HAWAII  
DEPARTMENT OF ACCOUNTING AND GENERAL SERVICES  
DEPARTMENT ADMINISTRATION  
ARCHIVES DIVISION

ORGANIZATION CHART



STATE OF HAWAII  
 DEPARTMENT OF ACCOUNTING AND GENERAL SERVICES  
 ARCHIVES DIVISION

POSITION ORGANIZATION CHART



1/ POSITION NO. 27862 REALLOCATED TO OFFICE ASSISTANT IV, SR-10, ON 11/15/11, EFFECTIVE 09/16/11.

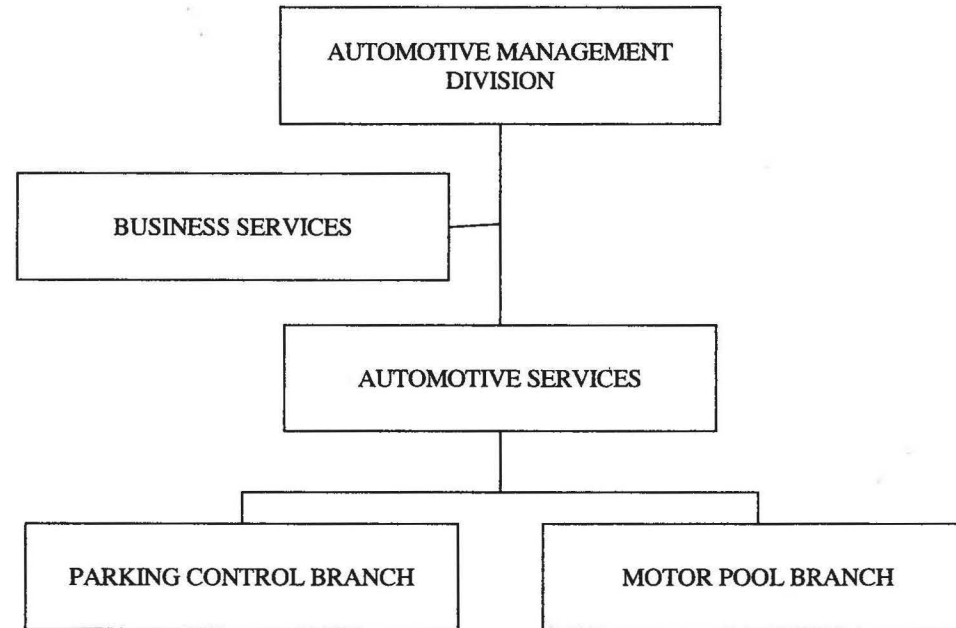
2/ POSITION NO. 22294 REALLOCATED BACK TO ARCHIVIST III, ON 10/24/12, EFFECTIVE 11/01/12.

3/ POSITION NO. 42719 REALLOCATED TO ARCHIVIST II OR III, ON 05/29/12, EFFECTIVE 05/29/12.

4/ NEW TEMPORARY POSITION NOS. 120675 (93005M), SYSTEMS DEVELOPER AND 120676 (93006M), ACQUISITIONS SPECIALIST, ESTABLISHED BY ACT 106/SLH 2012.

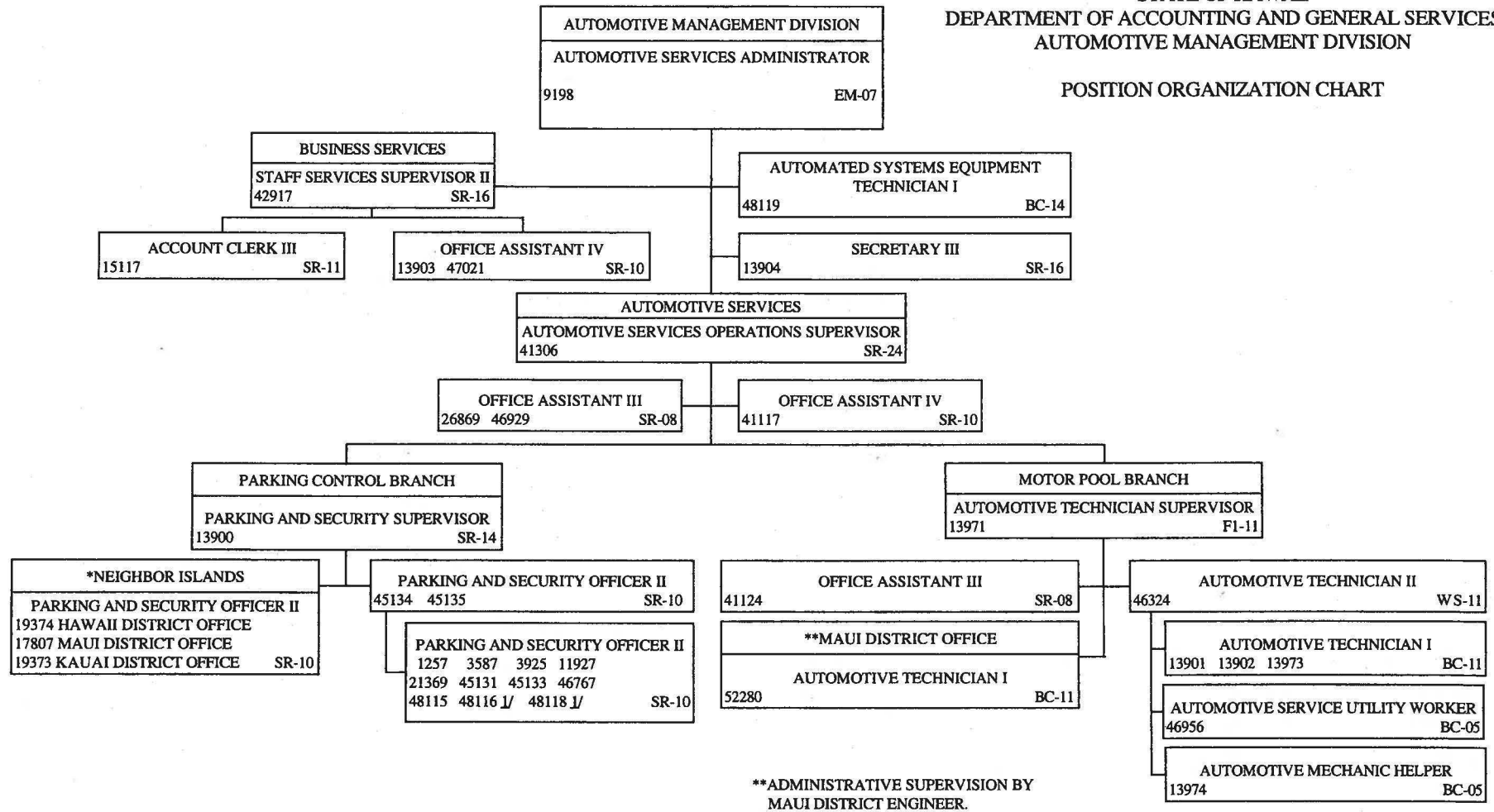
STATE OF HAWAII  
DEPARTMENT OF ACCOUNTING AND GENERAL SERVICES  
AUTOMOTIVE MANAGEMENT DIVISION

ORGANIZATION CHART



STATE OF HAWAII  
 DEPARTMENT OF ACCOUNTING AND GENERAL SERVICES  
 AUTOMOTIVE MANAGEMENT DIVISION

POSITION ORGANIZATION CHART



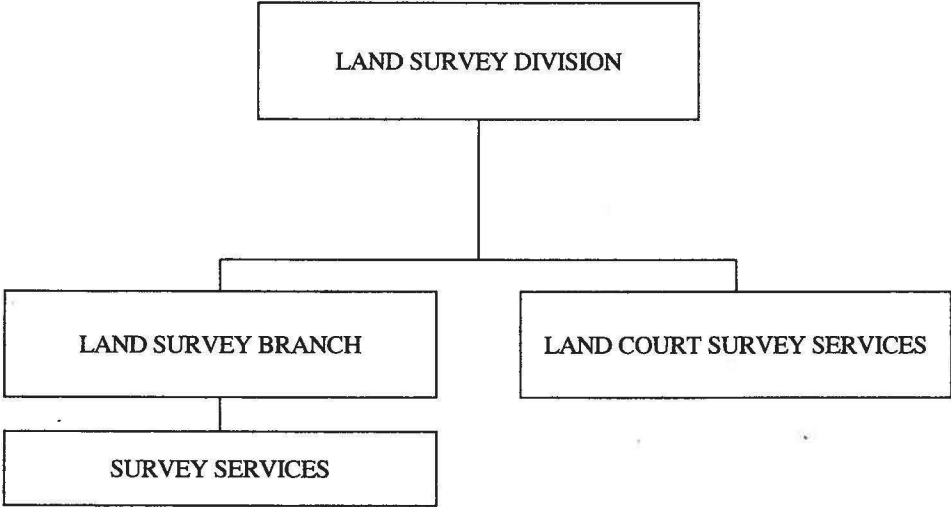
\*\*ADMINISTRATIVE SUPERVISION BY  
 MAUI DISTRICT ENGINEER.

1/ POSITION NOS. 48116 AND 48118 REALLOCATED TO PARKING AND SECURITY OFFICER II, SR-10, ON 11/19/12,  
 EFFECTIVE 10/16/12.

CHART IX-A

STATE OF HAWAII  
DEPARTMENT OF ACCOUNTING AND GENERAL SERVICES  
LAND SURVEY DIVISION

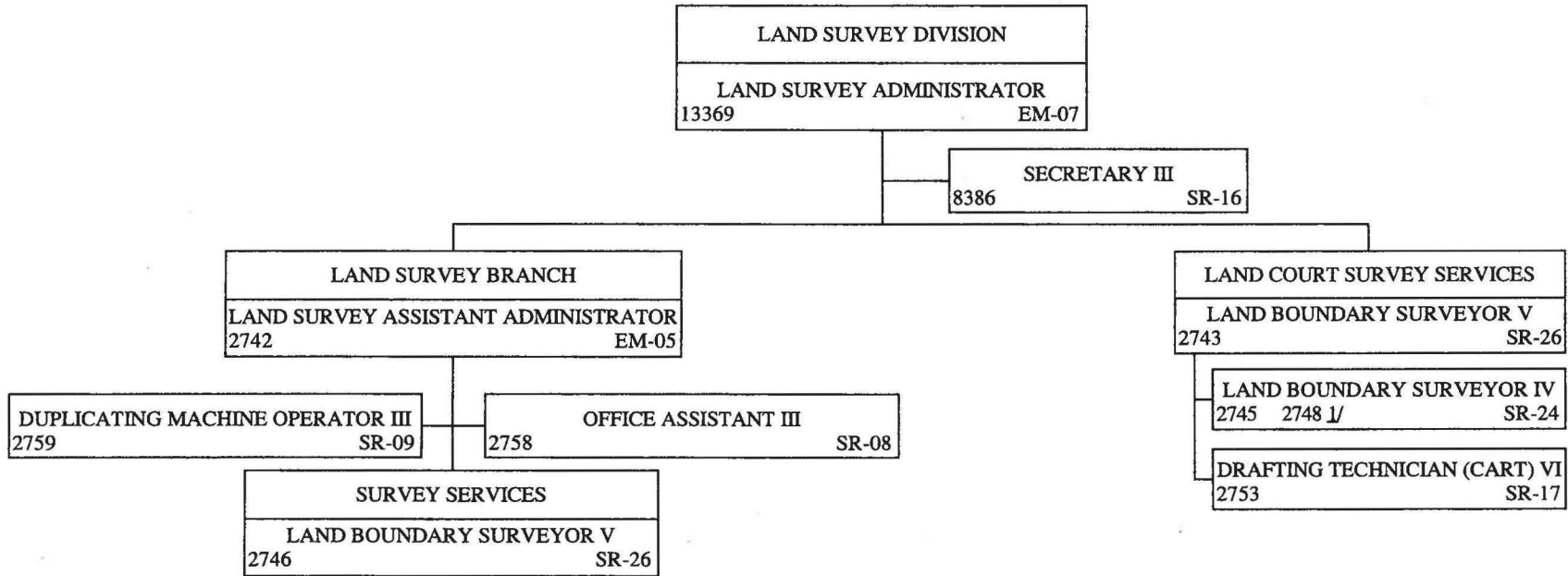
ORGANIZATION CHART





STATE OF HAWAII  
 DEPARTMENT OF ACCOUNTING AND GENERAL SERVICES  
 LAND SURVEY DIVISION

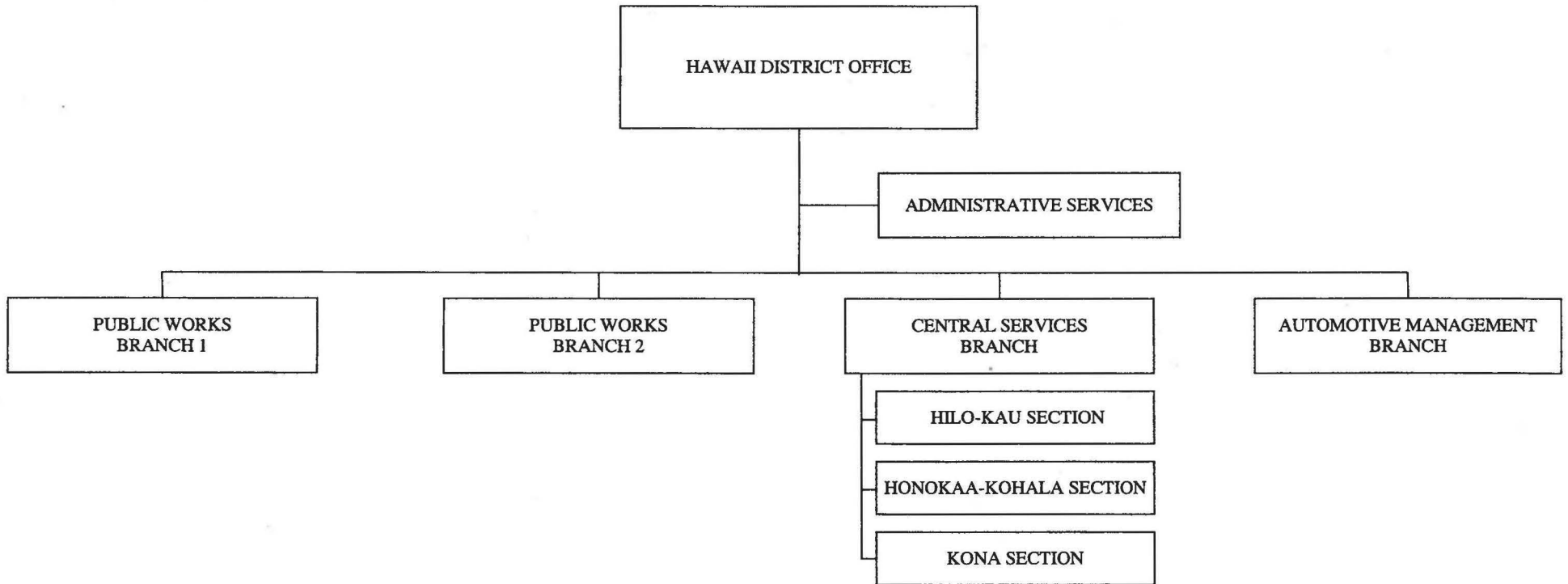
POSITION ORGANIZATION CHART



1/ POSITION NO. 2748 REALLOCATED TO LAND BOUNDARY SURVEYOR II, SR-20, ON 03/05/13, EFFECTIVE 03/16/13.

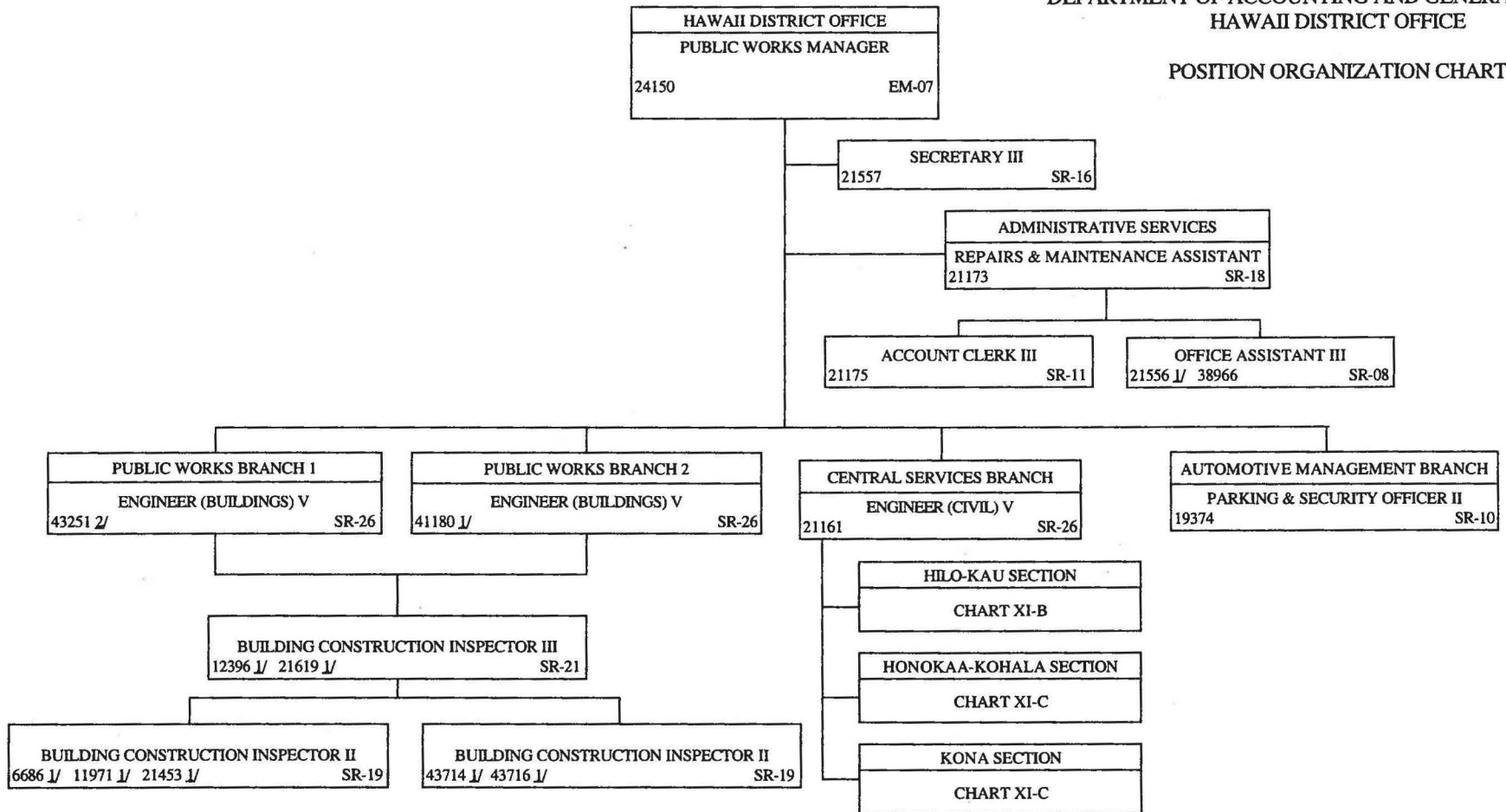
STATE OF HAWAII  
DEPARTMENT OF ACCOUNTING AND GENERAL SERVICES  
HAWAII DISTRICT OFFICE

ORGANIZATION CHART



STATE OF HAWAII  
 DEPARTMENT OF ACCOUNTING AND GENERAL SERVICES  
 HAWAII DISTRICT OFFICE

POSITION ORGANIZATION CHART

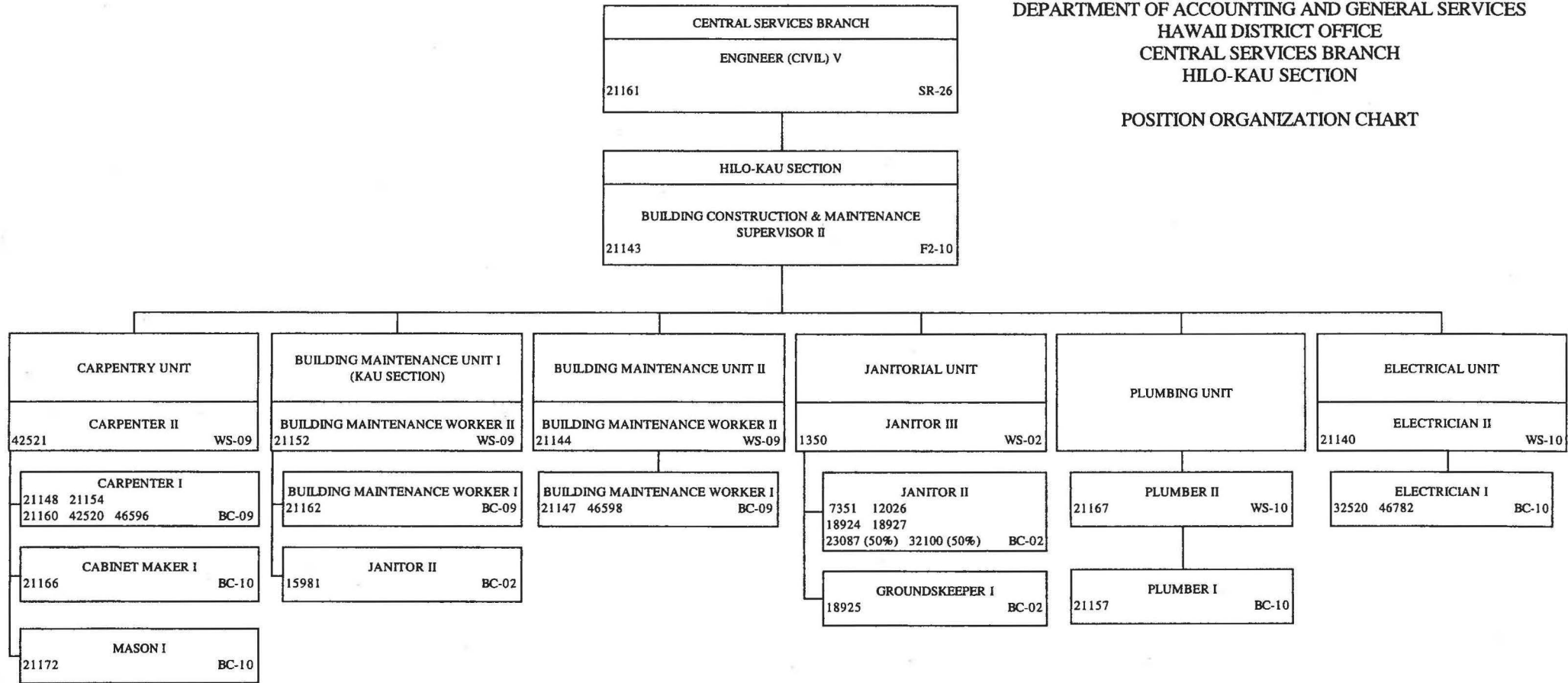


1/ PROJECT FUNDED POSITION.

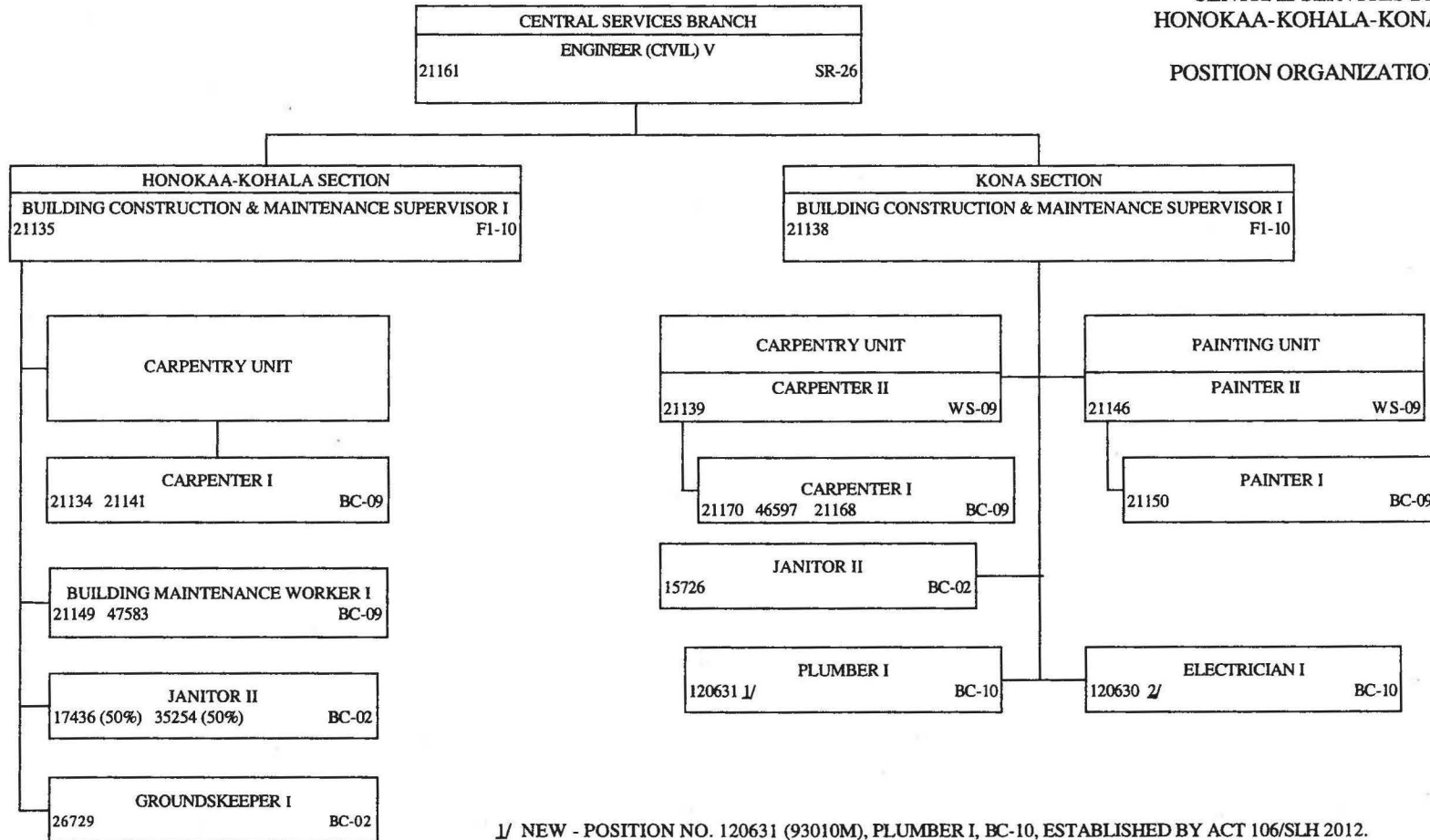
2/ POSITION NO. 43251 REALLOCATED TO ENGINEER V, SR-26, ON 02/15/12, EFFECTIVE 02/16/12.

STATE OF HAWAII  
 DEPARTMENT OF ACCOUNTING AND GENERAL SERVICES  
 HAWAII DISTRICT OFFICE  
 CENTRAL SERVICES BRANCH  
 HILO-KAU SECTION

POSITION ORGANIZATION CHART



STATE OF HAWAII  
 DEPARTMENT OF ACCOUNTING AND GENERAL SERVICES  
 HAWAII DISTRICT OFFICE  
 CENTRAL SERVICES BRANCH  
 HONOKAA-KOHALA-KONA SECTION  
 POSITION ORGANIZATION CHART

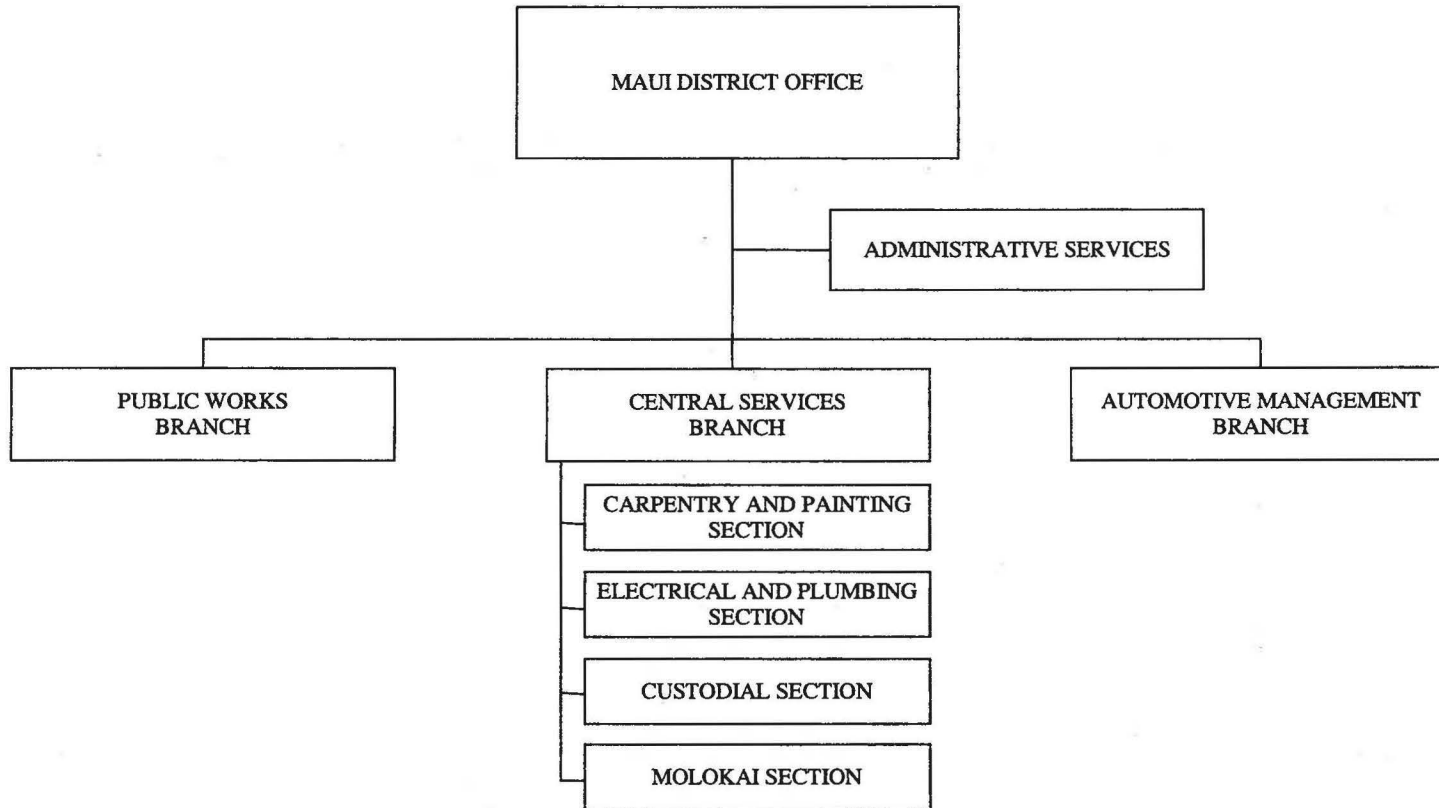


1/ NEW - POSITION NO. 120631 (93010M), PLUMBER I, BC-10, ESTABLISHED BY ACT 106/SLH 2012.

2/ NEW - POSITION NO. 120630 (93011M), ELECTRICIAN I, BC-10, ESTABLISHED BY ACT 106/SLH 2012. POSITION TO BE ABOLISHED JULY 1, 2013, PURSUANT TO ACT 134/SLH 2013.

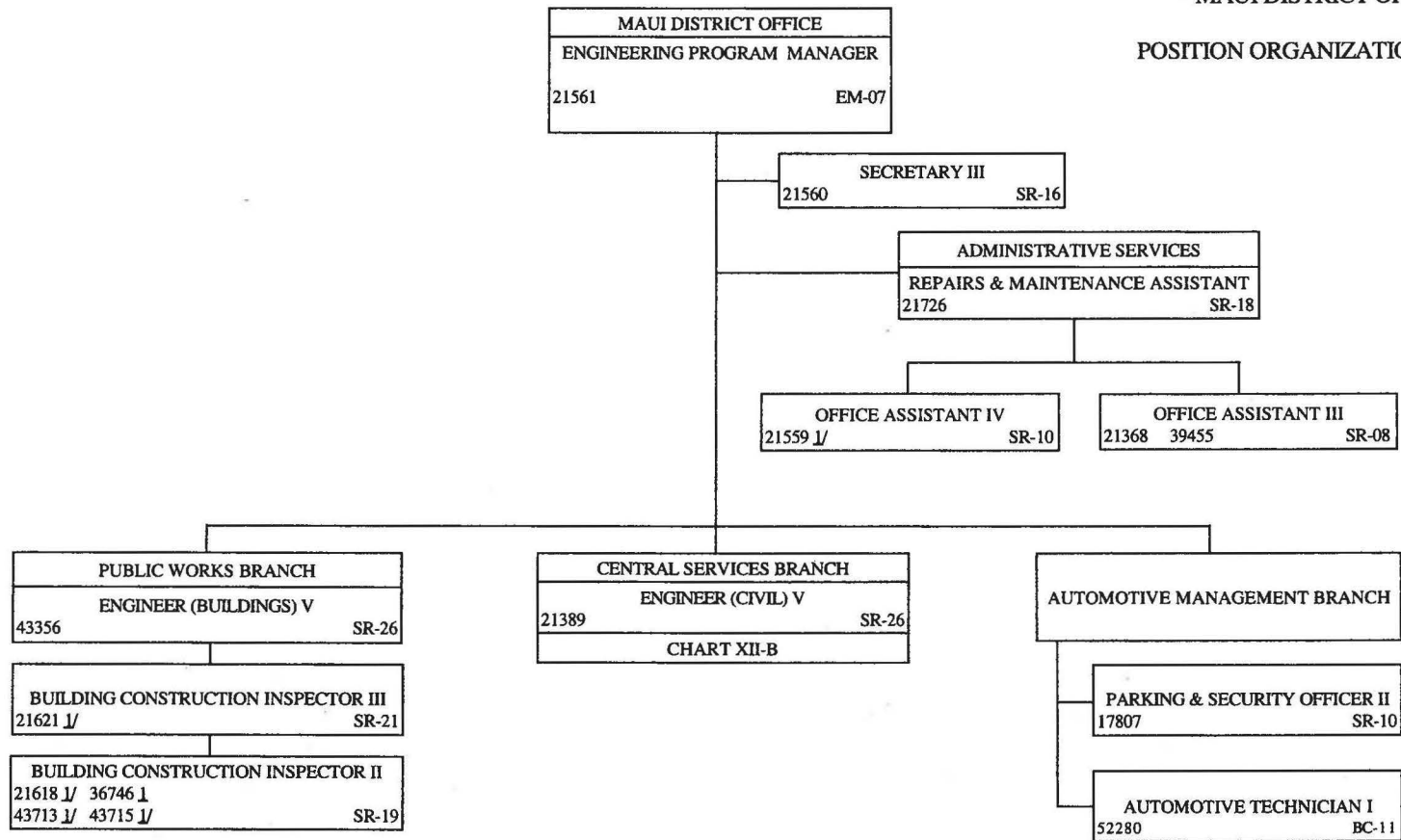
STATE OF HAWAII  
DEPARTMENT OF ACCOUNTING AND GENERAL SERVICES  
MAUI DISTRICT OFFICE

ORGANIZATION CHART



STATE OF HAWAII  
 DEPARTMENT OF ACCOUNTING AND GENERAL SERVICES  
 MAUI DISTRICT OFFICE

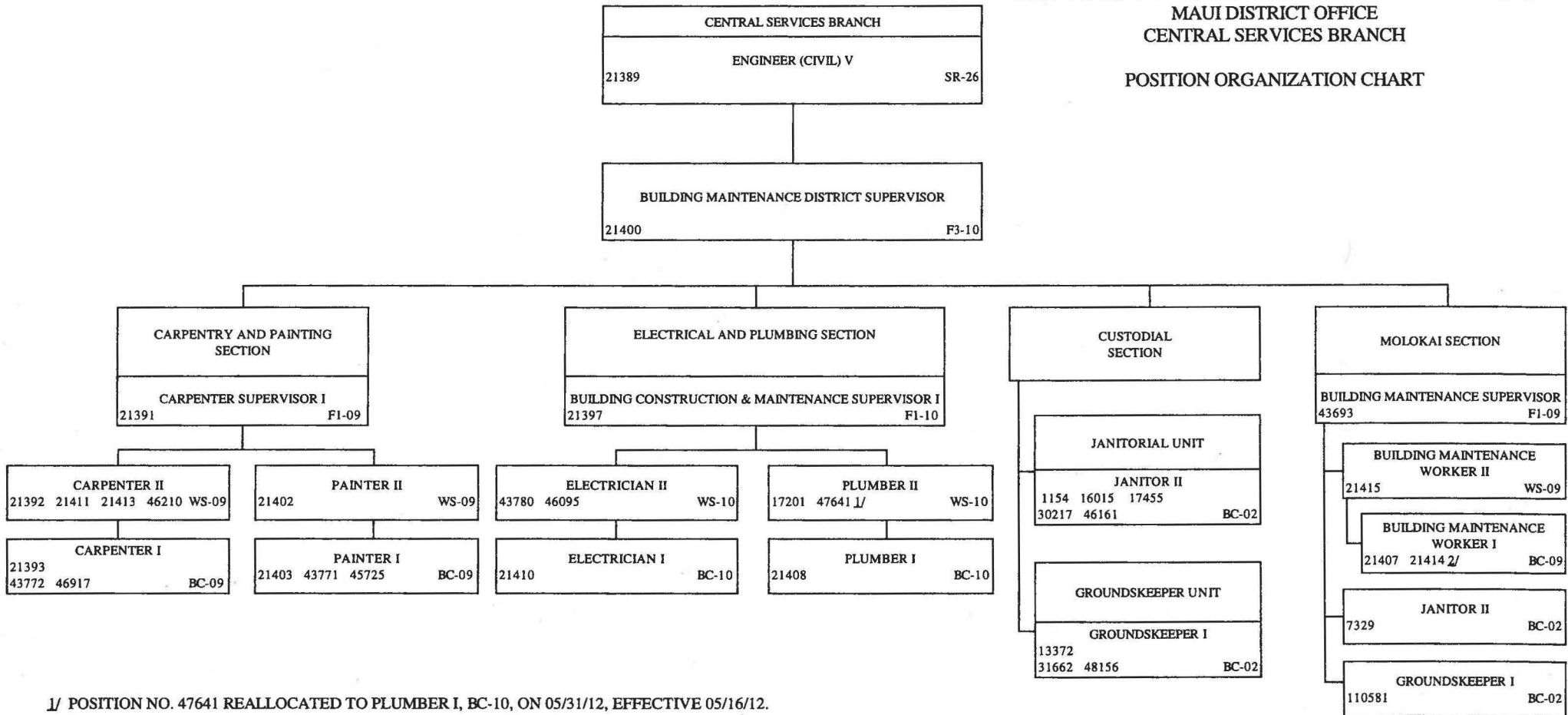
POSITION ORGANIZATION CHART



1/ PROJECT FUNDED POSITION.

STATE OF HAWAII  
DEPARTMENT OF ACCOUNTING AND GENERAL SERVICES  
MAUI DISTRICT OFFICE  
CENTRAL SERVICES BRANCH

POSITION ORGANIZATION CHART



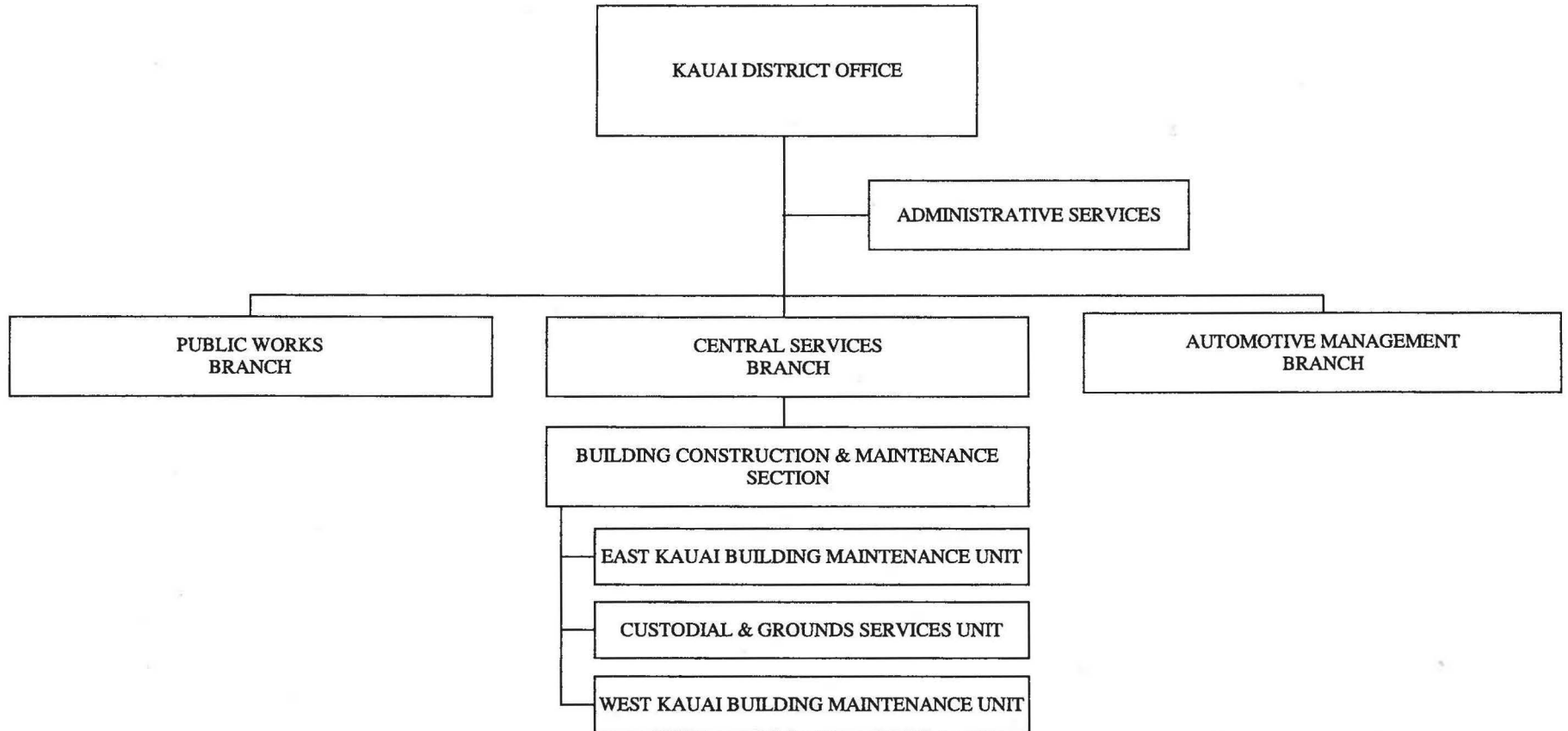
1/ POSITION NO. 47641 REALLOCATED TO PLUMBER I, BC-10, ON 05/31/12, EFFECTIVE 05/16/12.

2/ POSITION NO. 21414 FUNDING TO BE ELIMINATED ON 07/01/13, PURSUANT TO ACT 134/SLH 2013.

CHART XII-B

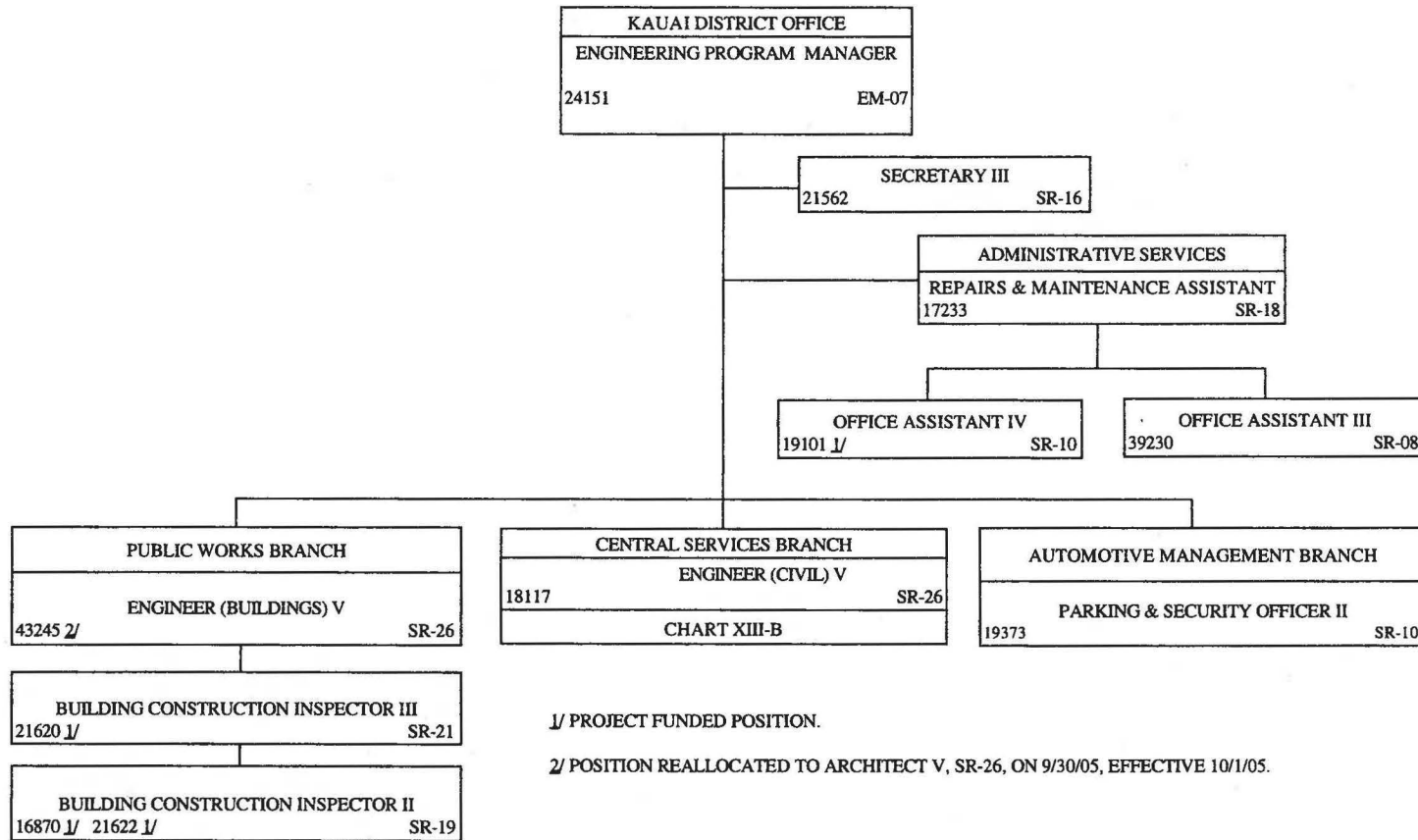


STATE OF HAWAII  
DEPARTMENT OF ACCOUNTING AND GENERAL SERVICES  
KAUAI DISTRICT OFFICE  
ORGANIZATION CHART



STATE OF HAWAII  
DEPARTMENT OF ACCOUNTING AND GENERAL SERVICES  
KAUAI DISTRICT OFFICE

POSITION ORGANIZATION CHART

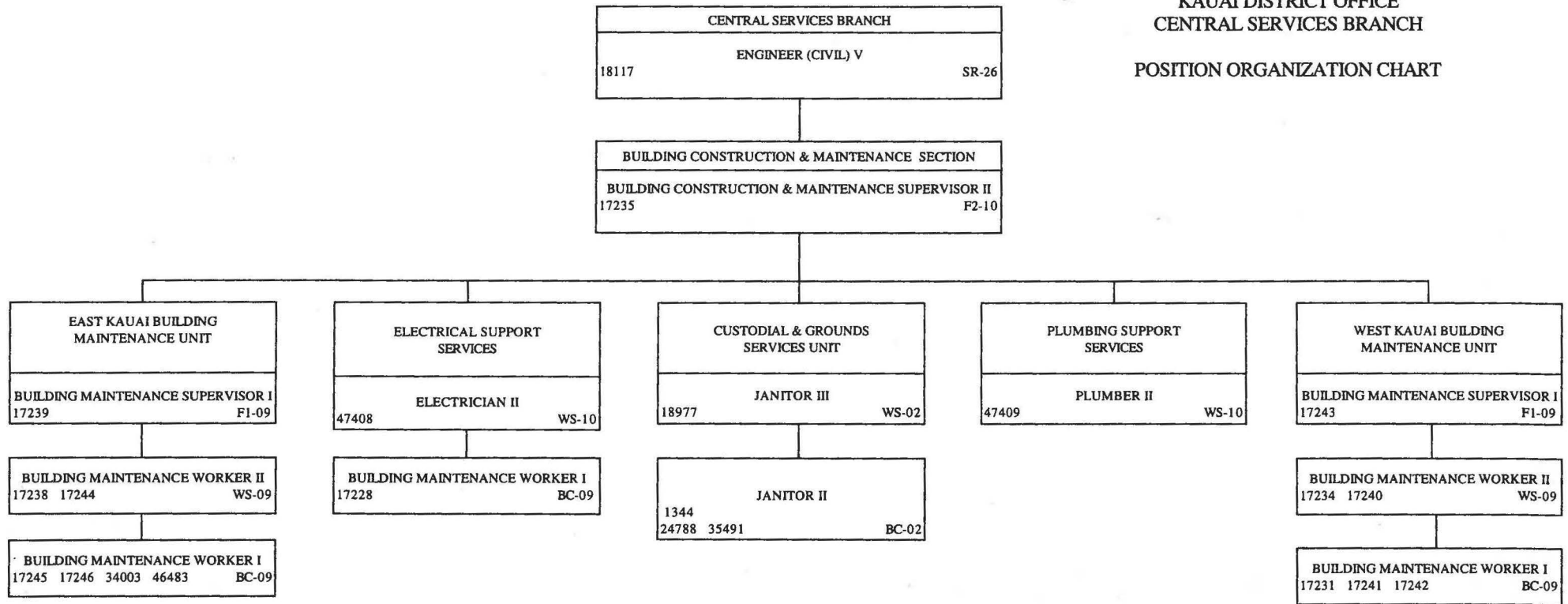


1/ PROJECT FUNDED POSITION.

2/ POSITION REALLOCATED TO ARCHITECT V, SR-26, ON 9/30/05, EFFECTIVE 10/1/05.

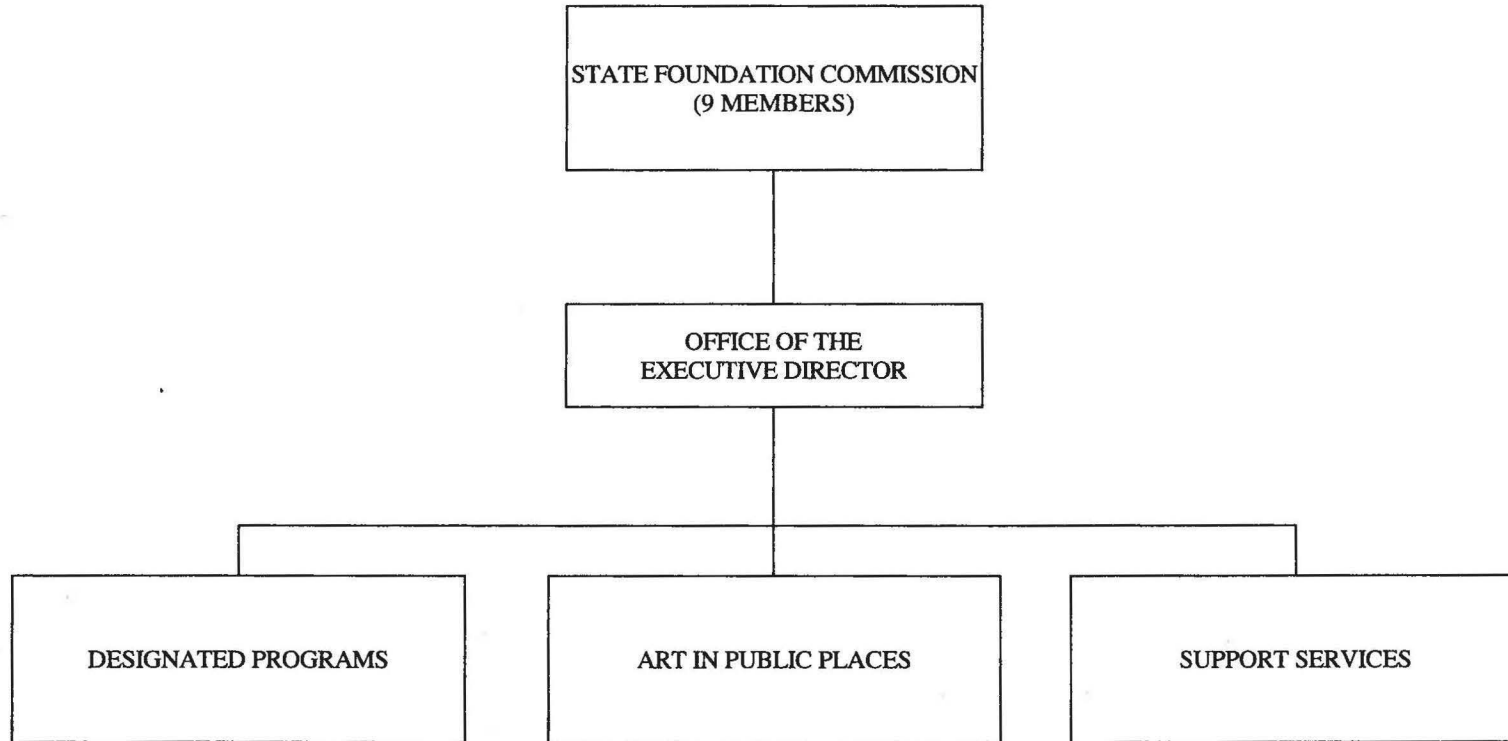
STATE OF HAWAII  
 DEPARTMENT OF ACCOUNTING AND GENERAL SERVICES  
 KAUAI DISTRICT OFFICE  
 CENTRAL SERVICES BRANCH

POSITION ORGANIZATION CHART



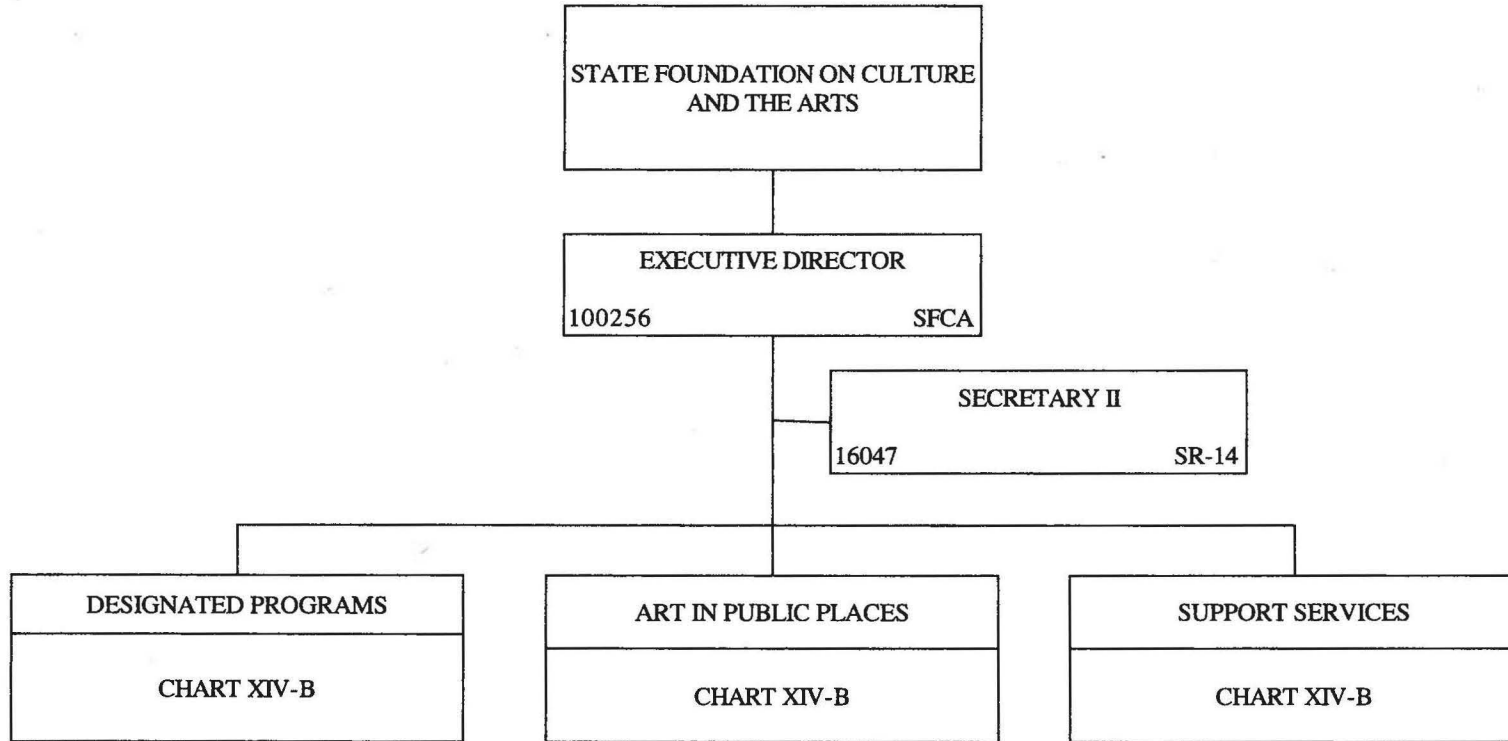
STATE OF HAWAII  
DEPARTMENT OF ACCOUNTING AND GENERAL SERVICES  
STATE FOUNDATION ON CULTURE AND THE ARTS

ORGANIZATION CHART



STATE OF HAWAII  
DEPARTMENT OF ACCOUNTING AND GENERAL SERVICES  
STATE FOUNDATION ON CULTURE AND THE ARTS


POSITION ORGANIZATION CHART



STATE OF HAWAII  
 DEPARTMENT OF ACCOUNTING AND GENERAL SERVICES  
 STATE FOUNDATION ON CULTURE AND THE ARTS  
 DESIGNATED PROGRAMS, ART IN PUBLIC PLACES,  
 AND SUPPORT SERVICES

STATE FOUNDATION ON  
 CULTURE AND THE ARTS  
 EXECUTIVE DIRECTOR  
 100256 4/ SFCA

POSITION ORGANIZATION CHART



1/ 100% SPECIAL FUNDED POSITION.

2/ 100% FEDERAL FUNDED POSITION.

3/ 100% SPECIAL FUNDED POSITION. POSITION NO. 52289 CONVERTED TO PERMANENT EFFECTIVE 07/01/12 PURSUANT TO ACT 106/SLH 2012. POSITION TO BE ABOLISHED 07/01/13, PURSUANT TO ACT 134/SLH 2013.

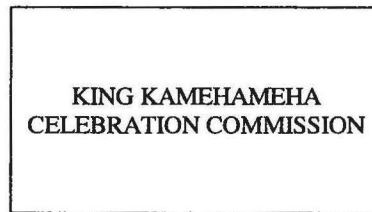
4/ 50% SPECIAL FUNDED AND 50% FEDERAL FUNDED POSITION.

5/ 50% POSITION COUNT, SPECIAL FUNDED POSITION.

6/ 50% POSITION COUNT, SPECIAL FUNDED POSITION. POSITION NOS. 31184 AND 45697 CONVERTED FROM 50% TO 100% SPECIAL FUNDED FULL-TIME POSITION ON 07/01/13, PURSUANT TO ACT 134/SLH 2013.

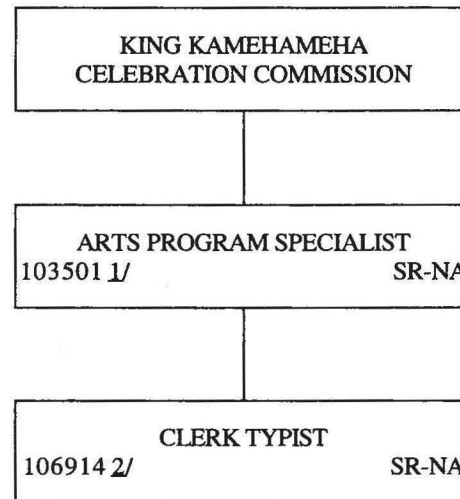
STATE OF HAWAII  
DEPARTMENT OF ACCOUNTING AND GENERAL SERVICES  
KING KAMEHAMEHA CELEBRATION COMMISSION

ORGANIZATION CHART



STATE OF HAWAII  
DEPARTMENT OF ACCOUNTING AND GENERAL SERVICES  
KING KAMEHAMEHA CELEBRATION COMMISSION

POSITION ORGANIZATION CHART



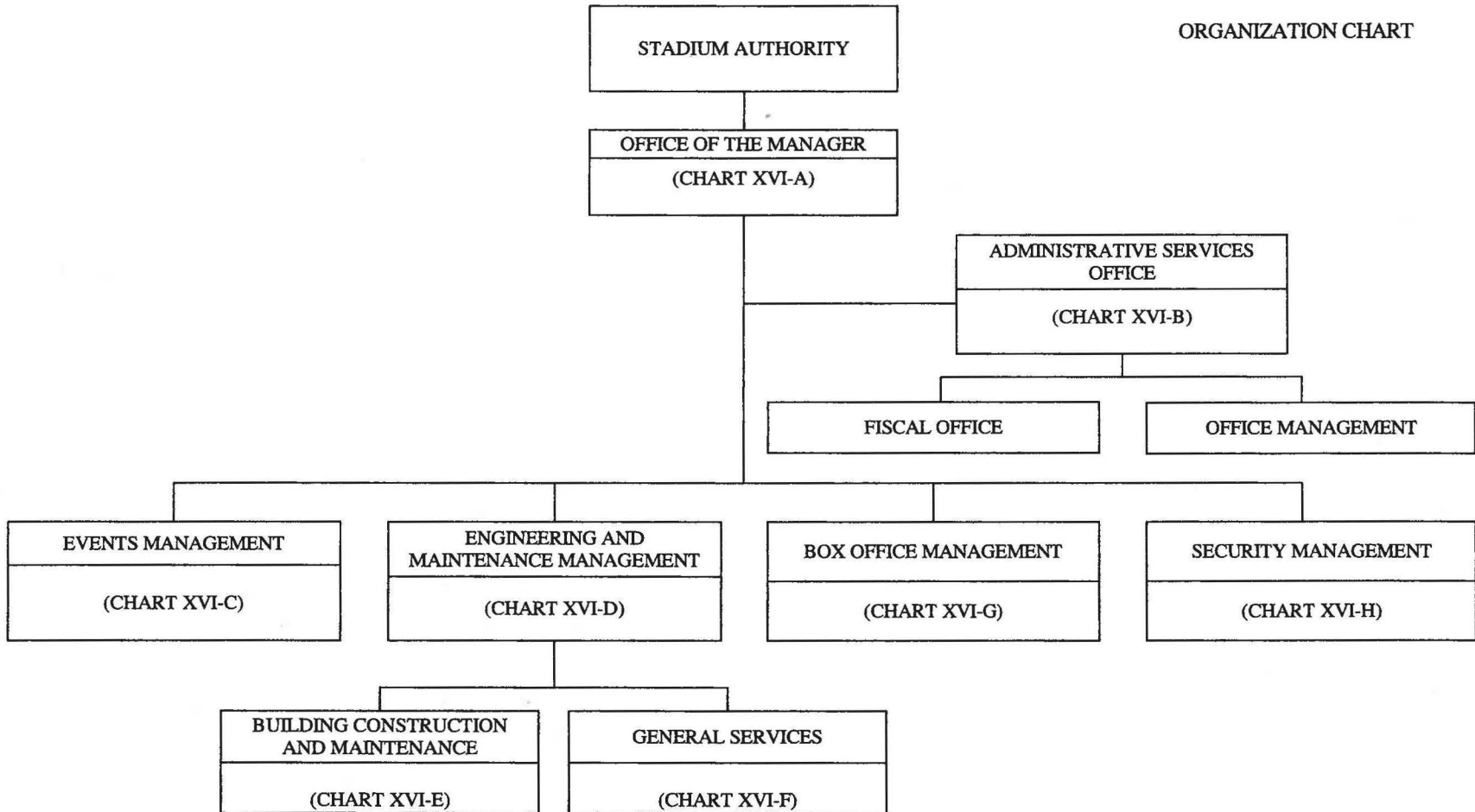
1/ EXEMPT TEMPORARY TRUST FUNDED POSITION.

2/ PURSUANT TO SECTION 8-5, HRS, EXEMPT TEMPORARY TRUST FUNDED HALF-TIME POSITION.



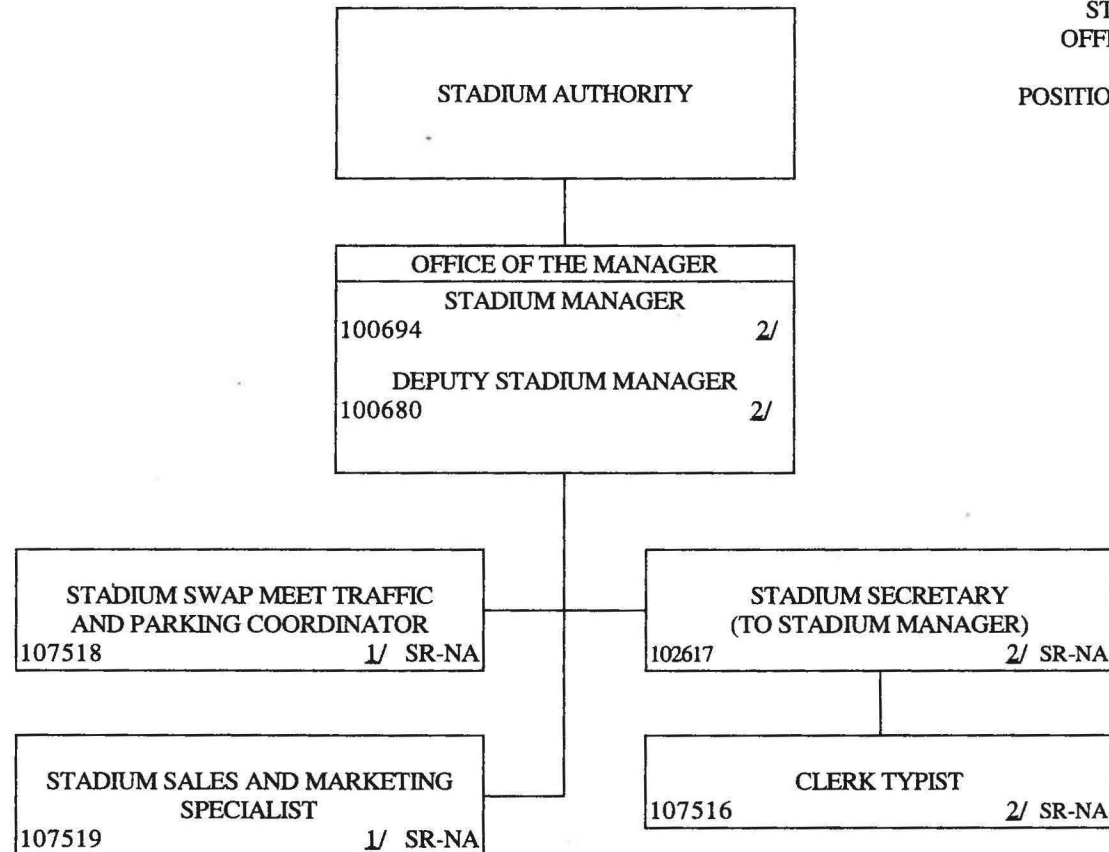
STATE OF HAWAII  
DEPARTMENT OF ACCOUNTING AND GENERAL SERVICES  
STADIUM AUTHORITY

ORGANIZATION CHART



STATE OF HAWAII  
 DEPARTMENT OF ACCOUNTING AND GENERAL SERVICES  
 STADIUM AUTHORITY  
 OFFICE OF THE MANAGER

POSITION ORGANIZATION CHART

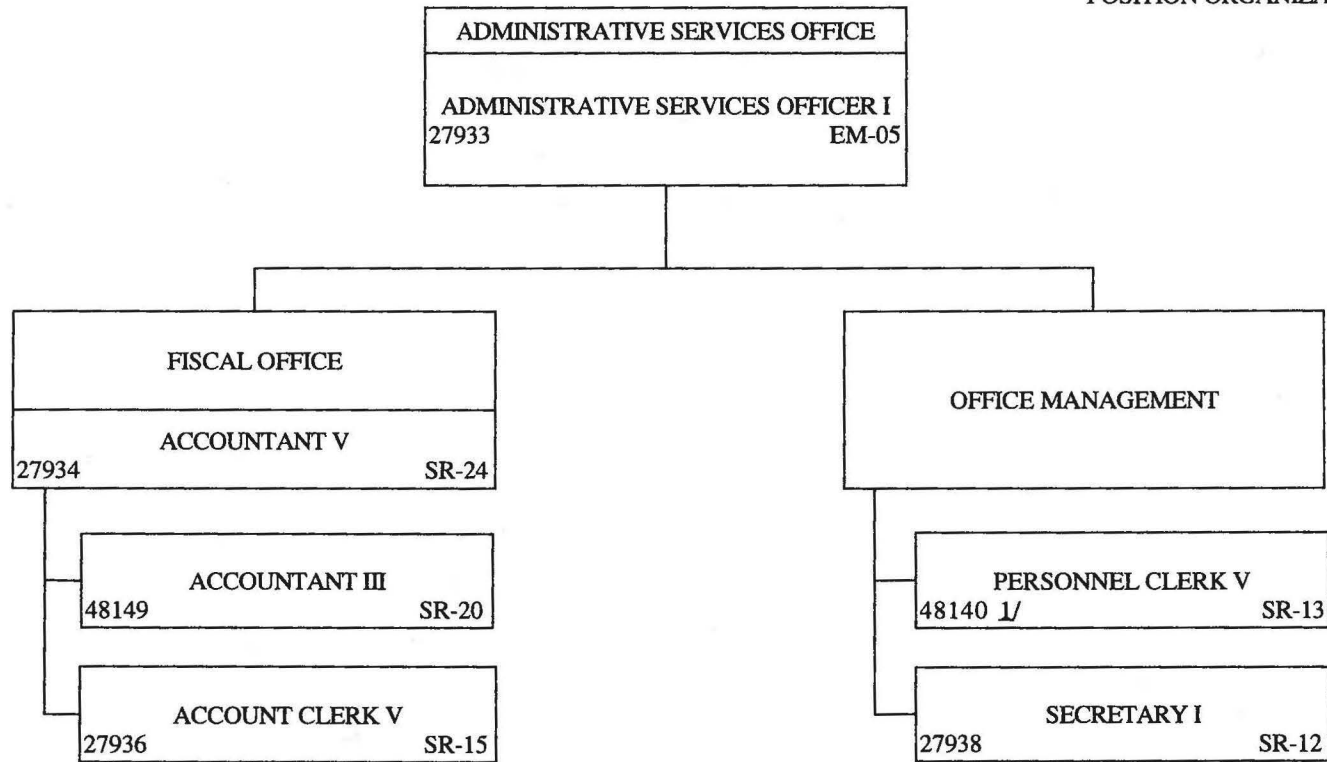


1/ TEMPORARY EXEMPT POSITION.

2/ EXEMPT POSITION.

STATE OF HAWAII  
 DEPARTMENT OF ACCOUNTING AND GENERAL SERVICES  
 STADIUM AUTHORITY  
 ADMINISTRATIVE SERVICES OFFICE

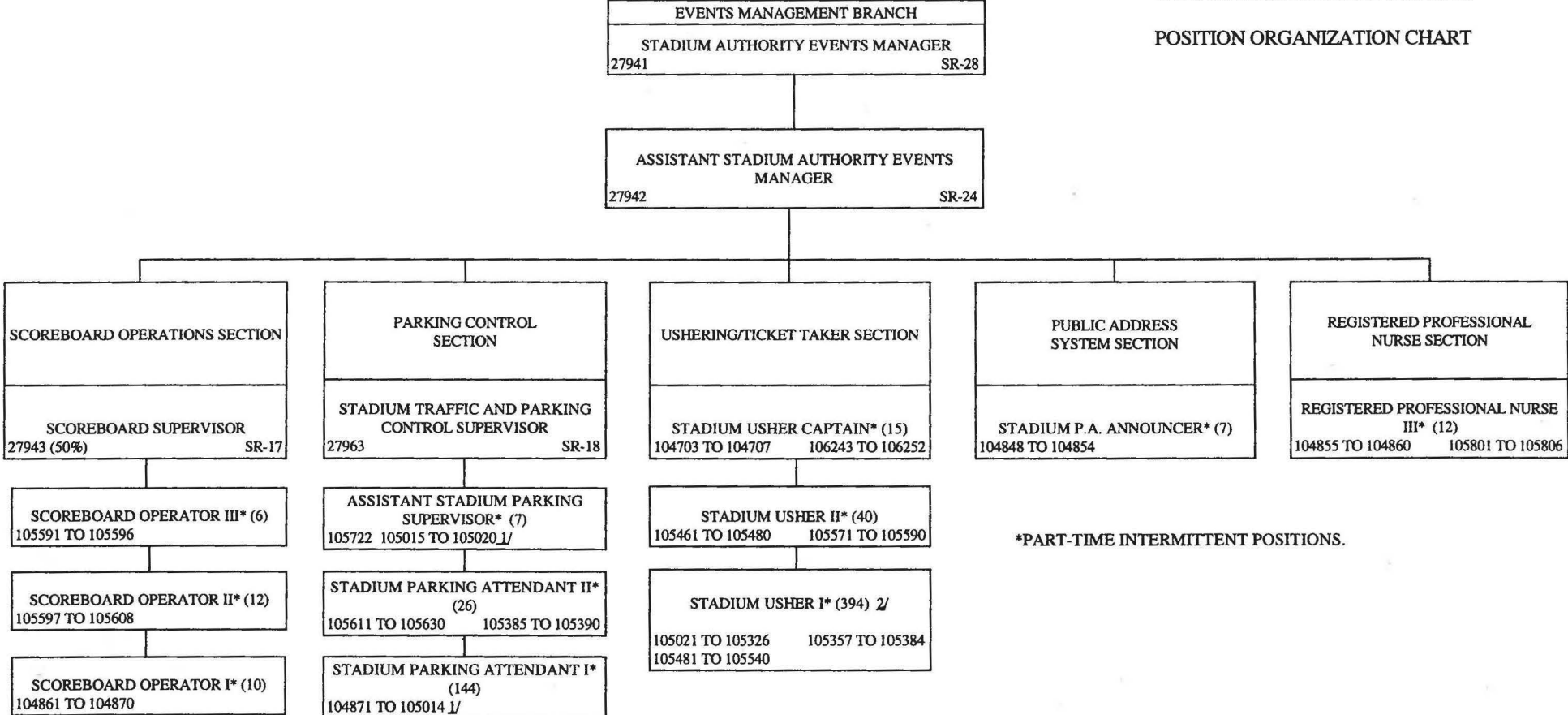
POSITION ORGANIZATION CHART



1/ POSITION NO. 48140 REALLOCATED TO PERSONNEL CLERK IV, SR-11, ON 11/30/12, EFFECTIVE 12/01/12.

STATE OF HAWAII  
 DEPARTMENT OF ACCOUNTING AND GENERAL SERVICES  
 STADIUM AUTHORITY  
 EVENTS MANAGEMENT BRANCH

POSITION ORGANIZATION CHART




\*PART-TIME INTERMITTENT POSITIONS.

1/ REDESCRIBED 6 STADIUM PARKING ATTENDANT I POSITIONS (POS. NOS. 105015 - 105020) TO ASSISTANT STADIUM PARKING SUPERVISOR POSITIONS ON 04/17/13, EFFECTIVE 04/01/13.  
 2/ REDESCRIBED 30 STADIUM USHER I POSITIONS (POS. NOS. 105327 - 105356) TO STADIUM CLEANUP HELPER POSITIONS & TRANSFERRED TO ENGINEERING AND MAINTENANCE MANAGEMENT BRANCH, GENERAL SERVICES SECTION ON 05/08/13, EFFECTIVE 05/16/13.

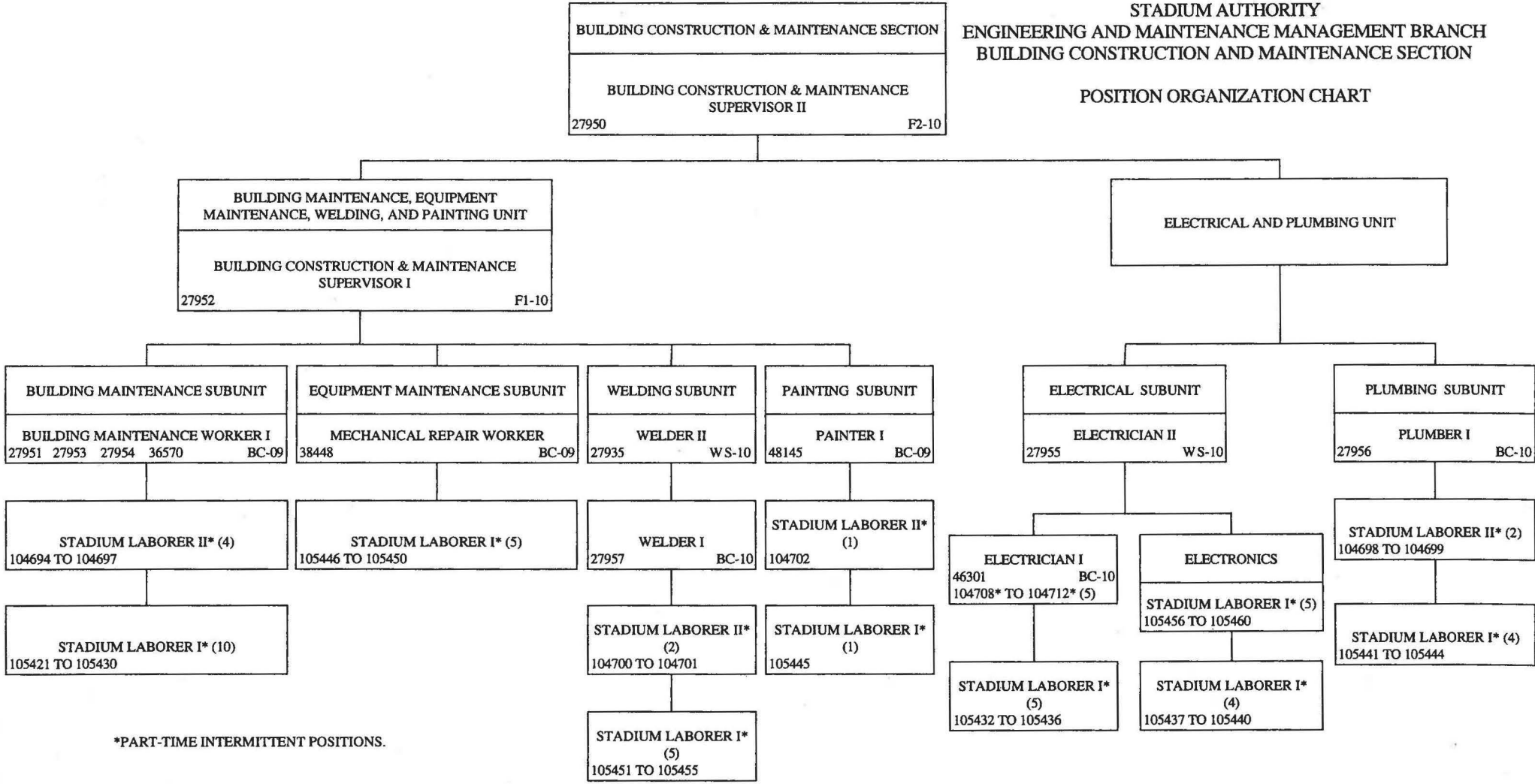
STATE OF HAWAII  
 DEPARTMENT OF ACCOUNTING AND GENERAL SERVICES  
 STADIUM AUTHORITY  
 ENGINEERING AND MAINTENANCE BRANCH

POSITION ORGANIZATION CHART



STATE OF HAWAII  
 DEPARTMENT OF ACCOUNTING AND GENERAL SERVICES  
 STADIUM AUTHORITY  
 ENGINEERING AND MAINTENANCE MANAGEMENT BRANCH  
 BUILDING CONSTRUCTION AND MAINTENANCE SECTION

POSITION ORGANIZATION CHART

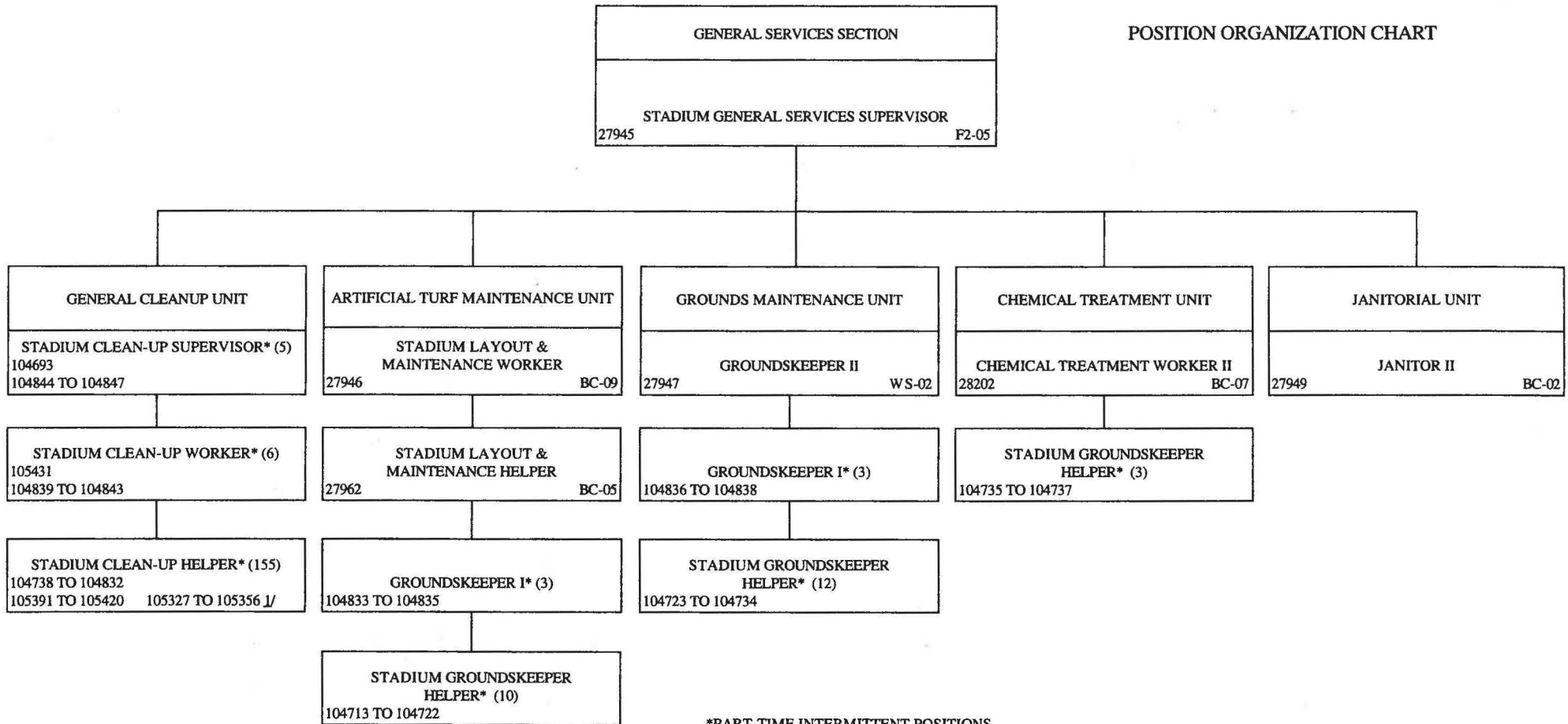


\*PART-TIME INTERMITTENT POSITIONS.

CHART XVI-E

STATE OF HAWAII  
 DEPARTMENT OF ACCOUNTING AND GENERAL SERVICES  
 STADIUM AUTHORITY  
 ENGINEERING AND MAINTENANCE MANAGEMENT BRANCH  
 GENERAL SERVICES SECTION

POSITION ORGANIZATION CHART




\*PART-TIME INTERMITTENT POSITIONS.

1/ 30 STADIUM USHER I POSITIONS (POS. NOS. 105327 - 105356) REDESCRIBED TO STADIUM CLEANUP HELPER POSITIONS & TRANSFERRED FROM THE EVENTS BRANCH, SCOREBOARD OPERATIONS SECTION ON 05/08/13, EFFECTIVE 05/16/13.

STATE OF HAWAII  
DEPARTMENT OF ACCOUNTING AND GENERAL SERVICES  
STADIUM AUTHORITY  
BOX OFFICE MANAGEMENT BRANCH

POSITION ORGANIZATION CHART




\*PART-TIME INTERMITTENT POSITIONS.



STATE OF HAWAII  
DEPARTMENT OF ACCOUNTING AND GENERAL SERVICES  
STADIUM AUTHORITY  
SECURITY MANAGEMENT BRANCH


POSITION ORGANIZATION CHART



\*PART-TIME INTERMITTENT POSITIONS.

STATE OF HAWAII  
DEPARTMENT OF ACCOUNTING AND GENERAL SERVICES  
PROCUREMENT POLICY BOARD

ORGANIZATION CHART



PURSUANT TO SECTION 103D-201, HRS, THE PROCUREMENT POLICY BOARD SHALL BE ASSISTED BY THE DEPARTMENT OF ACCOUNTING AND GENERAL SERVICES, WHICH SHALL PROVIDE AT LEAST ONE FULL-TIME SUPPORT STAFF AND FUNDING NECESSARY TO SUPPORT THE PROCUREMENT POLICY BOARD.

CHART XVII

STATE OF HAWAII  
DEPARTMENT OF ACCOUNTING AND GENERAL SERVICES  
STATE PROCUREMENT OFFICE

ORGANIZATION CHART

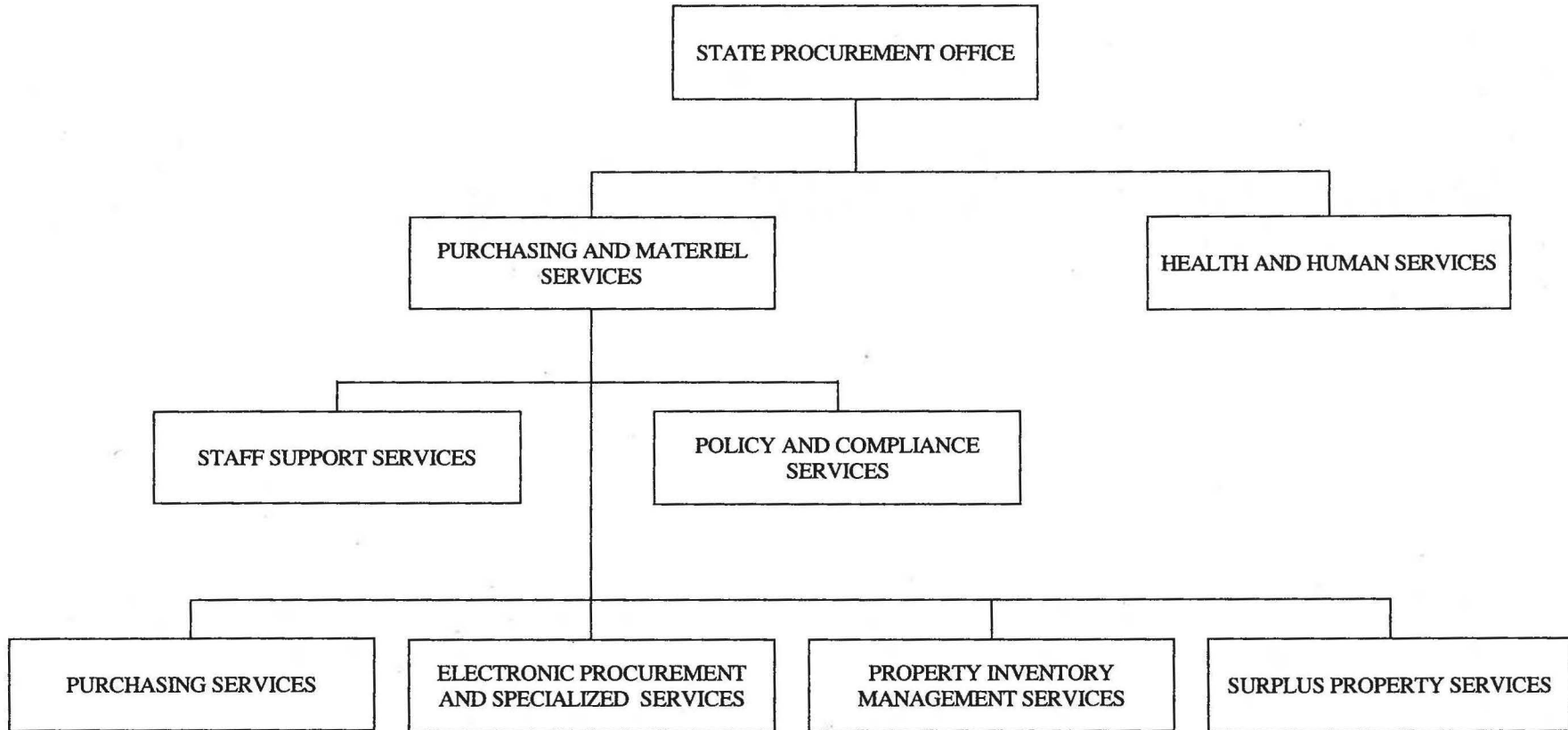
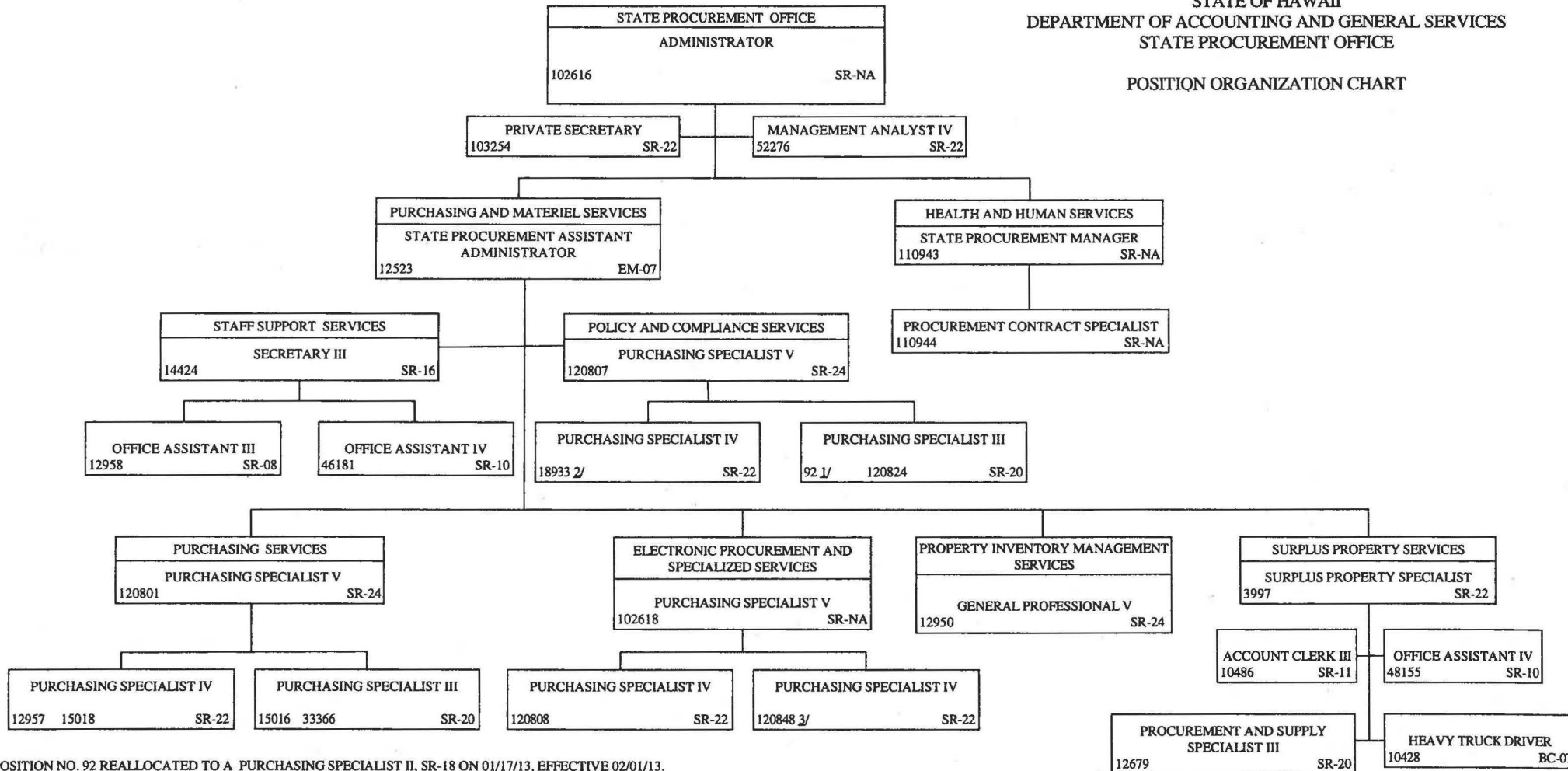


CHART XVIII

STATE OF HAWAII  
 DEPARTMENT OF ACCOUNTING AND GENERAL SERVICES  
 STATE PROCUREMENT OFFICE

POSITION ORGANIZATION CHART

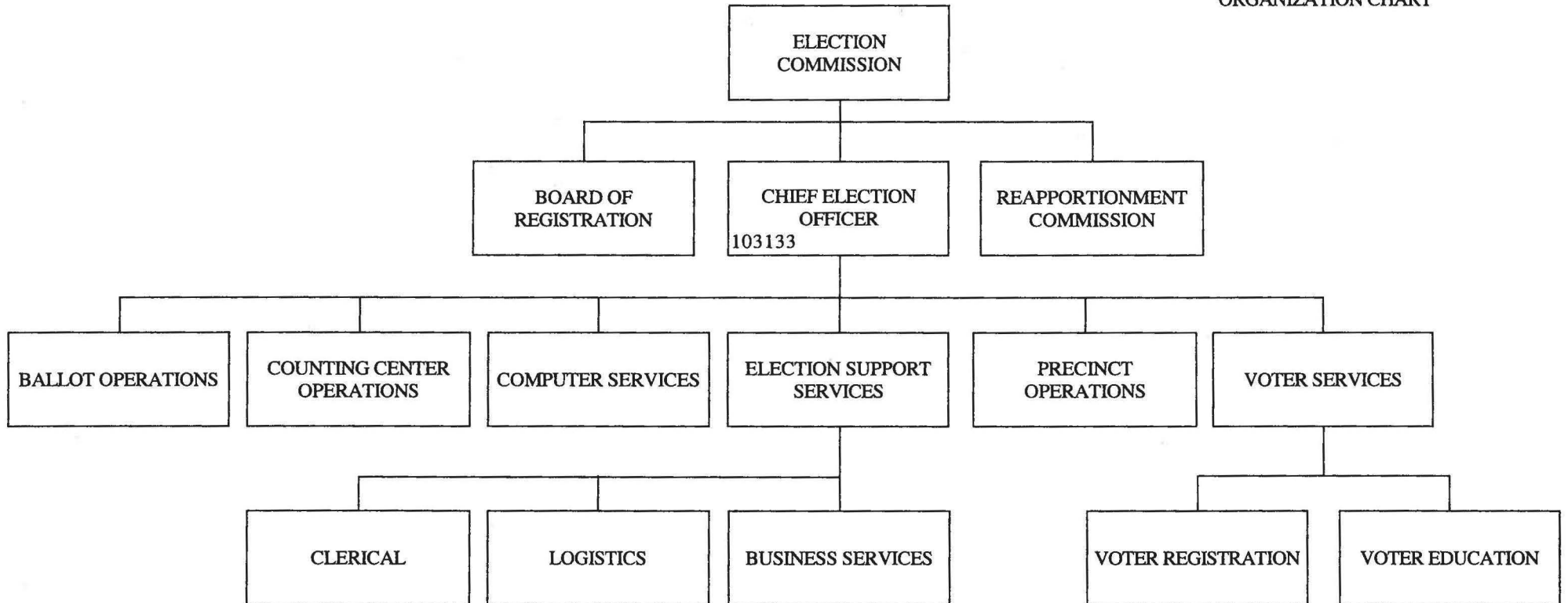


1/ POSITION NO. 92 REALLOCATED TO A PURCHASING SPECIALIST II, SR-18 ON 01/17/13, EFFECTIVE 02/01/13.  
 2/ POSITION NO. 18933 REALLOCATED TO A PURCHASING SPECIALIST II, SR-18 ON 04/24/12, EFFECTIVE 05/01/12.  
 3/ POSITION NO. 120848 REALLOCATED TO A PURCHASING SPECIALIST IV, SR-22 ON 01/24/13, EFFECTIVE 01/24/13.

CHART XVIII-A

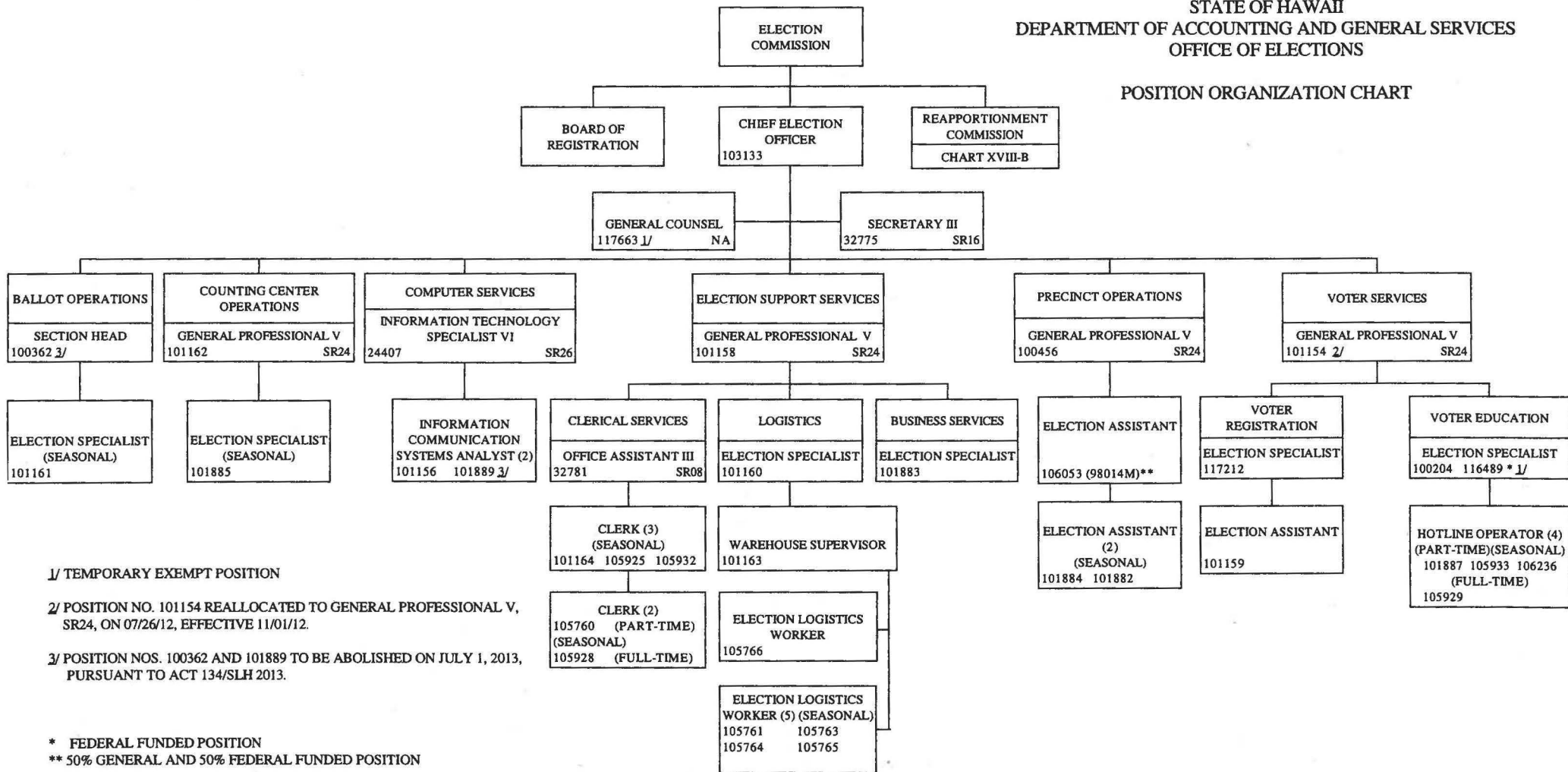
STATE OF HAWAII  
DEPARTMENT OF ACCOUNTING AND GENERAL SERVICES  
OFFICE OF ELECTIONS

ORGANIZATION CHART



STATE OF HAWAII  
DEPARTMENT OF ACCOUNTING AND GENERAL SERVICES  
OFFICE OF ELECTIONS

POSITION ORGANIZATION CHART



1/ TEMPORARY EXEMPT POSITION

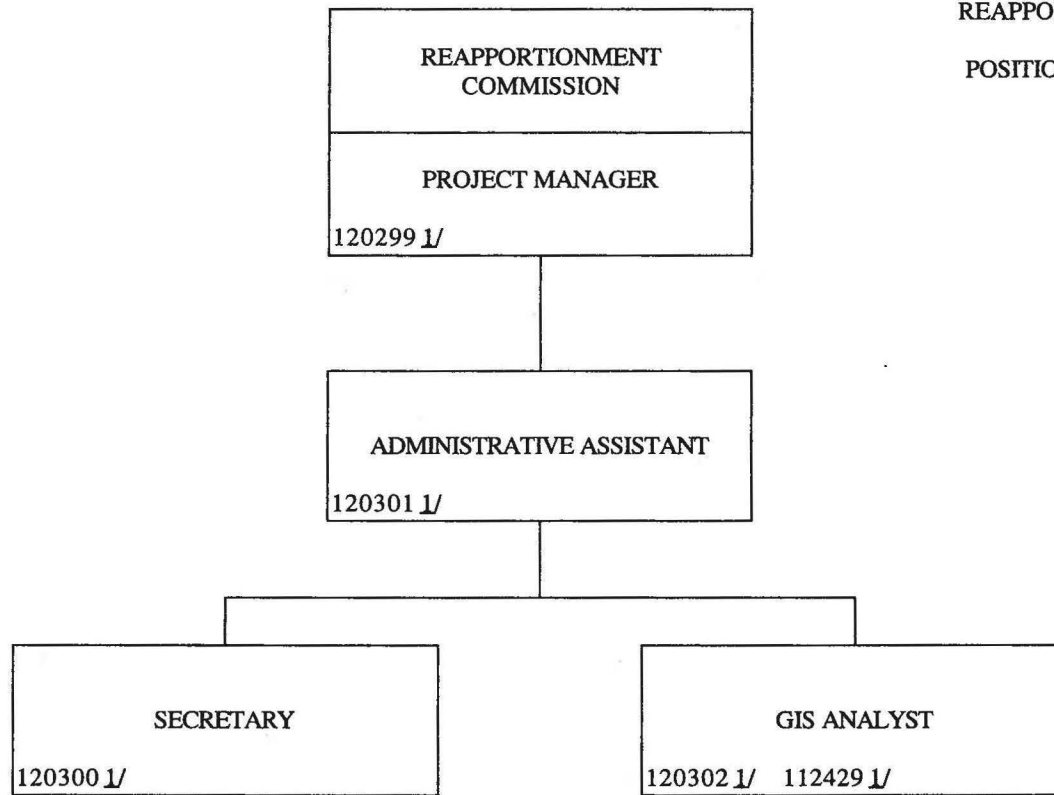
2/ POSITION NO. 101154 REALLOCATED TO GENERAL PROFESSIONAL V, SR24, ON 07/26/12, EFFECTIVE 11/01/12.

3/ POSITION NOS. 100362 AND 101889 TO BE ABOLISHED ON JULY 1, 2013, PURSUANT TO ACT 134/SLH 2013.

\* FEDERAL FUNDED POSITION

\*\* 50% GENERAL AND 50% FEDERAL FUNDED POSITION


STATE OF HAWAII  
DEPARTMENT OF ACCOUNTING AND GENERAL SERVICES  
OFFICE OF ELECTIONS  
REAPPORTIONMENT COMMISSION  
POSITION ORGANIZATION CHART



1/ POSITIONS ARE ON THE BJ TABLES WITH NO FUNDING. ALL OF THE POSITIONS ARE NOT FUNDED BECAUSE THE REAPPORTIONMENT COMMISSION IS CONSTITUTED EVERY TEN YEARS UNLESS REQUIRED BY COURT ORDER. FUNDING FOR THESE TEMPORARY POSITIONS IS REQUESTED IN THE BIENNIUM BUDGET PERIOD PRECEDING THE REAPPORTIONMENT YEAR.

STATE OF HAWAII  
DEPARTMENT OF ACCOUNTING AND GENERAL SERVICES  
CAMPAIGN SPENDING COMMISSION

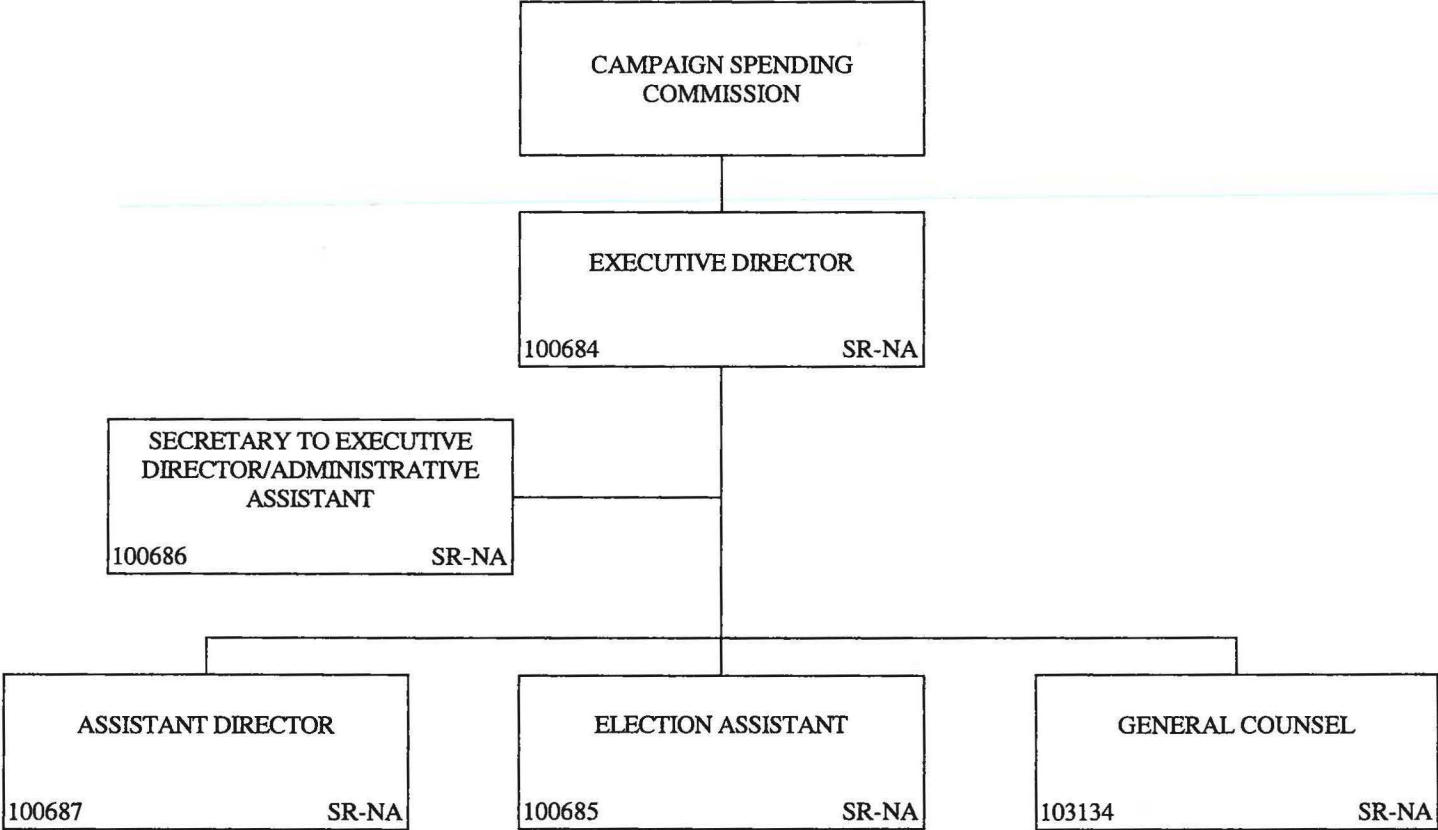
ORGANIZATION CHART





STATE OF HAWAII  
DEPARTMENT OF ACCOUNTING AND GENERAL SERVICES  
CAMPAIGN SPENDING COMMISSION


POSITION ORGANIZATION CHART



ALL POSITIONS ARE EXEMPT TRUST FUNDED POSITIONS.

STATE OF HAWAII  
DEPARTMENT OF ACCOUNTING AND GENERAL SERVICES  
ENHANCED 911 BOARD


ORGANIZATION CHART



THERE ARE NO POSITIONS IN THIS PROGRAM.

STATE OF HAWAII  
DEPARTMENT OF ACCOUNTING AND GENERAL SERVICES  
STATE BUILDING CODE COUNCIL


ORGANIZATION CHART



THERE ARE NO POSITIONS IN THIS PROGRAM.

STATE OF HAWAII  
DEPARTMENT OF ACCOUNTING AND GENERAL SERVICES  
INFORMATION PRIVACY AND SECURITY COUNCIL


ORGANIZATION CHART



THERE ARE NO POSITIONS IN THIS PROGRAM.

STATE OF HAWAII  
DEPARTMENT OF ACCOUNTING AND GENERAL SERVICES  
ACCESS HAWAII COMMITTEE

ORGANIZATION CHART

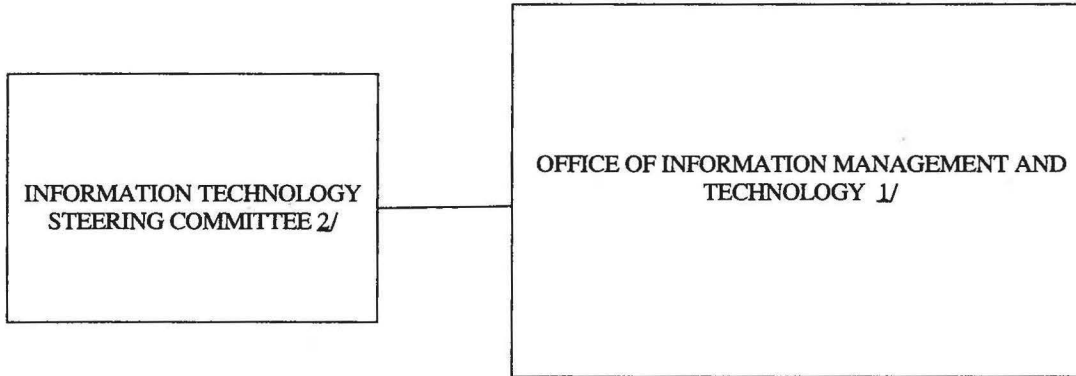


THERE ARE NO POSITIONS IN THIS PROGRAM.

CHART XXVIV

STATE OF HAWAII  
DEPARTMENT OF ACCOUNTING AND GENERAL SERVICES  
OFFICE OF INFORMATION MANAGEMENT AND TECHNOLOGY  
AND  
INFORMATION TECHNOLOGY STEERING COMMITTEE

ORGANIZATION CHART




1/ PROGRAM ESTABLISHED BY ACT 84, SLH 2011 AND PLACED IN THE DEPARTMENT OF ACCOUNTING AND GENERAL SERVICES. THE CHIEF INFORMATION OFFICER (CIO), POSITION NO. 120418 IS APPOINTED BY THE GOVERNOR AND REPORTS DIRECTLY TO THE GOVERNOR. THE CIO SUPERVISES AND OVERSEES THE INFORMATION AND COMMUNICATION SERVICES DIVISION.

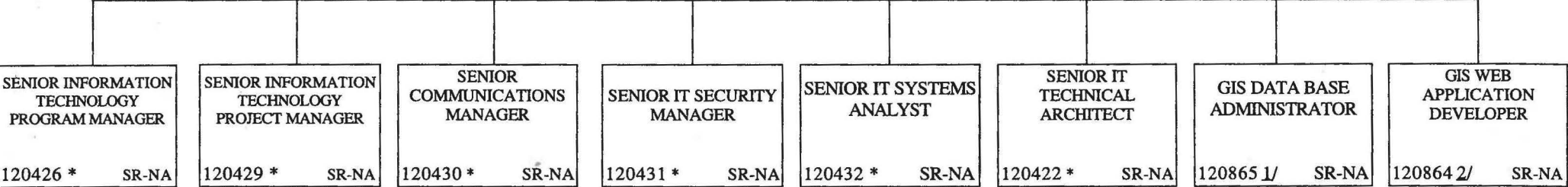
2/ THE INFORMATION TECHNOLOGY STEERING COMMITTEE WAS ESTABLISHED TO ASSIST THE CIO IN DEVELOPING THE STATE'S INFORMATION TECHNOLOGY STANDARDS AND POLICIES. THE CIO CHAIRS THIS COMMITTEE.

STATE OF HAWAII  
 DEPARTMENT OF ACCOUNTING AND GENERAL SERVICES  
 OFFICE OF INFORMATION MANAGEMENT AND TECHNOLOGY  
 AND  
 INFORMATION TECHNOLOGY STEERING COMMITTEE

POSITION ORGANIZATION CHART



\* SEVEN TEMPORARY SPECIAL FUNDED EXEMPT POSITIONS,  
 CONVERSION TO PERMANENT APPROVED BY ACT 106/SLH 2012.



1/ NEW TEMPORARY GENERAL FUNDED POSITION NO. 120865 (93003M) GIS DATA BASE ADMINISTRATOR, ESTABLISHED BY ACT 106/SLH 2012 IN AGS-131. TO BE BUDGETED IN AGS-130 ON JULY 1, 2013.

2/ NEW TEMPORARY GENERAL FUNDED POSITION NO. 120864 (93004M) GIS WEB APPLICATION DEVELOPER, ESTABLISHED BY ACT 106/SLH 2012 IN AGS-131. TO BE BUDGETED IN AGS-130 ON JULY 1, 2013.